

# 2013 Saint Joseph's College



## Football Guide



Location .....	Rensselaer, Indiana
President.....	Dr. F. Dennis Riegelneegg
Nickname .....	Pumas
Colors.....	Cardinal and Purple
Enrollment .....	1,168
Affiliation .....	NCAA Division II
Conference.....	Great Lakes Valley
Stadium (Capacity).....	Alumni Stadium (4,000)
Director of Athletics.....	William Massoels
Head Coach .....	Cory Sanders
Coach's Record .....	8-13 (2 Years)
Assistant Coaches.....	Tommy Love Davis Brendan Murphy Ryan Aiello Daniel Day Shane LaDage
2012 Record.....	6-5 (5-3 GLFC)
Starters Returning/Lost.....	19/3
Letterwinners Returning/Lost.....	38/11

SJC Mailing Address  
 Saint Joseph's College  
 1498 South College Ave.  
 P.O. Box 875  
 Rensselaer, IN 47978  
 SJC Web site.....www.saintjoe.edu

### Credits

Editing/Design .....	Kenny Badylak
.....	Billy VandeMerk
Photography .....	Fr. Tim McFarland
Printing/Cover Design .....	Kenny Badylak



## Staff Directory

Area code for SJC numbers is 219  
 Web page - www.saintjoe.edu/athletics

### Athletic Administrative Staff

William Massoels, Director of Athletics .....	866-6184
Linda Deno, Associate Director of Athletics .....	866-6275
Joe Koczan, Business Manager .....	866-6480
Kenny Badylak, Director of Sports Information.....	866-6141

### Support Staff

Jared Hall, Head Certified Athletic Trainer .....	866-6336
Matt Willet, Assistant Certified Athletic Trainer .....	866-6245
Teresa Massoels, Faculty Athletic Representative.....	866-6284

### Head Coaches

Kenny Badylak, Men's/Women's Golf.....	866-6141
David Stroud, Men's Soccer.....	866-6158
Tom Church Men's Basketball .....	866-6191
Cory Sanders, Football.....	866-6132
Amanda Reese, Women's Soccer .....	866-6314
Steve Harold, Women's Basketball.....	866-6225
Bill Massoels, Men's/Women's Cross Country/Track and Field .....	866-6184
Rick O'Dette, Baseball .....	866-6399
Reggie Sanderson, Men's/Women's Tennis .....	866-6335
Jill Schopieray, Women's Volleyball.....	866-6334
Diane Stephenson, Softball .....	866-6339

### Other Important Numbers

Athletic Department .....	866-6000
Athletic Department Fax .....	866-6276
Football Fax .....	866-6333
Ticket Information.....	866-6386
Sports Hotline.....	866-6000 ext. 4786

## Table of Contents

Introduction	Season Records .....	24-25
About SJC.....	All-Time Scores .....	28-30
Media Information	Records vs. All Opponents.....	31
Media Information .....	Opponents	
Staff	2013 Opponents.....	32-34
Athletic Staff.....		
Band .....		
Football Coaches .....		
Players		
Returning Player Profiles.....		
Team Rosters .....		
2013 Season Preview		
2013 Season Preview .....		
2012 in Review		
2012 Final Stats .....		
2012 Postseason Awards .....		
Record Book		
Single Game Records .....		
Career Records .....		





# MEDIA INFORMATION

The Saint Joseph's College Football Media Guide is designed to assist working media in the coverage of the 2013 Saint Joseph's College football team. Requests for information not found in the media guide should be directed to:

Ken Badylak  
Sports Information Director  
Saint Joseph's College  
PO Box 875  
Rensselaer, IN 47978

Office Phone: (219) 866-6141  
Office Fax: (219) 866-6280  
E-mail: kbadylak@saintjoe.edu



**Press Box:** Working space for writers is provided in the press box, located on the west side of Alumni Stadium. Working space for radio and television is also located in the press box, but at least 72 hours advance notice is required, as space is limited. Advance notice can be made by calling the Sports Information Office.

**Press Passes:** All requests for press passes should be placed with the Sports Information Office. Passes may be picked up at the main entrance at the south gate of Alumni Stadium. Seventy-two hours advance notice is required for press passes.

**Photographers:** Still photographers may work the sidelines of the field. Requests for sideline passes must be placed with the Sports Information Office 72 hours prior to game time. Videographers needing to use a platform must make arrangements at least five days in advance.

**Services:** Rosters, game notes, and other information are available in the press box prior to game time. At halftime, first-half statistics will be available upon request until the second-half kickoff. After the game, stat packets will be available on request in the SJC Athletic Office.

## Media Outlets

Rensselaer Republican  
Harley Tomlinson  
117 North Van Rensselaer  
Rensselaer, IN 47978  
Office: 219-866-5111

WLQI 97.7 FM  
Bob Kurtz  
Box D  
Rensselaer, IN 47978  
Office: 219-866-4104

WPUM 93.3 FM  
Saint Joseph's College  
US 231 South  
Rensselaer, IN 47978  
Office: 219-866-6000, ext. 6905

The Observer  
Sports Editor  
Saint Joseph's College  
US 231 South  
Rensselaer, IN 47978  
219-866-6000

WLFI TV-18  
Mike Cleff  
2605 Yeagar Road  
West Lafayette, IN 47906  
Office: 765-463-1800

Gary Post-Tribune  
Mark Lazerus  
1433 E. 83rd Avenue  
Merrillville, IN 46410  
Office: 800-753-5533

Lafayette Journal & Courier  
Ken Thompson  
217 N. 6th Street  
Lafayette, IN 47901  
Office: 765-420-5261

Hammond Times  
Justin Breen  
601 45th Street  
Munster, IN 46321  
Office: 219-933-3327

Indianapolis Star  
Jeff Rabjohns  
307 N. Pennsylvania St.  
Indianapolis, IN 46204  
Office: 317-444-6633

Regional Radio Network  
Paul Condry  
3905 Fellows Street  
South Bend, IN 46614  
Office: 574-299-1814

WYIN TV-56  
Joe Arredondo  
8625 Indiana Place  
Merrillville, IN 46410  
Office: 219-769-5656

FOX 59  
Wes Woodward  
6910 Network Plaza  
Indianapolis, IN 46278  
Office 317-715-2744



# ABOUT SAINT JOSEPH'S COLLEGE

Saint Joseph's College is a private, four-year, liberal arts college, founded in 1889 by the Missionaries of the Precious Blood. The College offers the best of both worlds, providing a small-town atmosphere with easy access to larger metropolitan areas. Located in Rensselaer in Northwest Indiana, SJC is just a short drive away from Chicago, Merrillville, South Bend, Lafayette, and Indianapolis.

The College is proud of its redbrick architecture, beautiful Lake Banet, tree-lined drives, and tranquil reflection pond.

A population of over 1,000 students, Pumas form close relationships with both their classmates and professors. SJC has earned national recognition for its Core Program and offer 25 majors, four group majors, 32 minors, and nine pre professional programs from which to choose. There is a 15 to 1 student-faculty ratio, enabling students to receive hands-on training from highly qualified professors. The College remains proud of both its athletic and academic traditions and maintains its commitment to sportsmanship, ethical conduct, rules compliance, and amateurism.



The Saint Joseph's College Main Entrance

## A History of SJC

In 1867, the Catholic Diocese of Fort Wayne purchased a farm south of Rensselaer on which there were two frame dwellings. They were converted into an orphanage that existed until 1887.

One year later, the Most Reverend Joseph Dwenger, Bishop of Fort Wayne, offered the vacant orphan home with part of the farm to Father Henry Drees, the Provincial for the Society of the Precious Blood (known as the Missionaries of the Precious Blood), with the stipulation that a college be founded there. In 1889, Saint Joseph's College was incorporated under the laws of the state of Indiana with the right to grant scholastic degrees. The College opened its doors on August 23, 1891.

In the following three decades, Saint Joseph's College grew from a school of a few buildings to a contemporary college. The expansion was carefully designed to utilize the 180-acre campus to serve the educational needs of Saint Joseph's College's students.

In 1968, the College ended its 79-year policy of admitting only male students. The change to a coeducational institution was made to widen the range of students contributing to the College's intellectual atmosphere and to create an air of better special programs and courses for female students, who have responded by enrolling in all academic areas of the College.

The introduction of the Core Program in the fall of 1969 shifted the direction for general education courses from a series of separated courses to an interdisciplinary approach. This combined the previous courses into a program examining issues of history, philosophy, theology, literature, and other subjects within the framework. The interrelated nature of all subjects' material in the Core Program allows the student to have an overview which permits deeper understanding and clearer insights.



Dr. F. Dennis Riegelneegg

F. Dennis Riegelneegg, Ed.D., was named the 17th President of Saint Joseph's College and began his duties in July of 2009.

He came to SJC after serving 13 years as Vice President for Student & Community Development at Saint Francis University, Loretto, Pennsylvania. He also served as Dean of Student Services at California University of Pennsylvania.

Dr. Riegelneegg has a doctorate in Administration and Policy Studies in Higher Education from the University of Pittsburgh.

He and his wife Patti are very excited to be a part of the SJC and Rensselaer communities.



## ADMINISTRATIVE/SUPPORT STAFF



### Bill Massoels

Director of Athletics

Massoels was named Director of Athletics at Saint Joseph's College October 12, 1999. The 1989 SJC graduate has been employed at his alma mater since 1990. In that time, he has served as Associate Director of Athletics, Director of Compliance, Sports Information Director, head coach of the men's and women's cross country and track and field programs, and professor in the College's Physical Education Department.

Massoels has coached 23 All-Americans and numerous Academic All-Americans in cross country and track and field. His men's track and field team captured the first-ever Great Lakes Valley Conference Indoor Championship in 1999.

As a student at SJC, Massoels was a member of the cross country and track and field teams, serving as captain of both. He graduated from Saint Joseph's with a bachelor's degree in Journalism.

A native of Whiting, Indiana, Massoels lives in Rensselaer with his wife, Teresa, and children Patrick, Samantha, and Megan.



### Linda Deno

Associate Director of Athletics/  
Compliance Director

Deno joined the Saint Joseph's College staff in August of 1984 as assistant coach for volleyball and basketball and administrative assistant. In July of 1987, she was appointed head volleyball coach.

Deno stepped down as head coach in 1997 to assume more responsibilities as Associate Athletic Director. Linda also

served as head coach of the volleyball program in 2004 and 2005.

She took over as SJC's Compliance Director in January of 2005.

Deno is a 1982 graduate of Saint Joseph's College with a bachelor's degree in Physical Education. Deno was a member of the varsity volleyball, basketball, and track and field teams at SJC.

Deno resides Goodland, Indiana.



### Ken Badylak

Director of Sports Information

Badylak was hired as Sports Information Director and women's golf coach at Saint Joseph's College in July of 2008. In June of 2009, Badylak assumed coaching duties of the men's golf team.

Badylak is a 2005 graduate of Saint Joseph's College, earning a bachelor's degree in Business Administration.

In 2006, Badylak was a Tournament Operations Assistant with the LPGA's Duramed Futures Tour, the official developmental tour of the LPGA. Over the past 12 years Badylak has also assisted Merrillville High School with athletic operations. He currently sits on the NCAA men's soccer Regional Appointment Committee as well as the National men's golf committee.

Badylak is a native of Merrillville, Indiana and currently resides in Rensselaer.



### Teresa Massoels

Faculty Athletic Representative

Massoels has been the Faculty Athletic Representative at SJC since 1998. She is an Associate Professor of Management and Marketing within the College's Business Administration Department and has been teaching at SJC since 1996.

Massoels also serves on the Faculty Executive Assembly Committee and received the SJC Teaching Excellence

Award in 2001.

Massoels was a three-year varsity letter winner in volleyball before graduating with bachelor's degrees in Computer Science and Mathematics from SJC, and she also has a Master of Business Administration degree from Indiana University. She resides in Rensselaer with her husband, Bill, and their children, Patrick, Samantha, and Megan.



### Jared Hall

Head Certified Athletic Trainer

Hall is in his 14th year as Head Certified Athletic Trainer at Saint Joseph's College. He came to SJC from Arnett Clinic in Lafayette in the summer of 2000. He had also been the trainer at Harrison High School in West Lafayette.

Hall received his bachelor's degree in Sports Studies with a specialization in Athletic Training from Indiana State University in 1993. A year later, he received his master's degree in Physical Education

with a specialization in Athletic Training from ISU.

He was named Director of Athletic Training Services at Jasper County Hospital in 2006.

Hall lives in Goodland, Indiana, with his wife Tabatha and sons Payton and Connor.



## BAND/CHEERLEADERS



### Robb Thiel

Chairman of the Music Department

Associate Professor of Music Thiel is Chairman of the Music Department at Saint Joseph's College. He holds a bachelor's degree in Music Education from the University of Evansville and a master's degree in Education from Indiana University.

Before coming to SJC in 1993, he held the director's positions at North Miami High School, Winamac High School, and Knox High School. In his 14 years as a high school band director, his bands qualified for the state finals seven times.

In addition to his teaching responsibilities, he also arranges and composes percussion books for schools in Indiana and Pennsylvania. Thiel is a past member of the Indiana State School Music Association Board and holds current memberships in the Music Educators National Conference, Indiana Music Educators Association, the Indiana Bandmasters Association, and the National Catholic Band Directors Association.

Robb is frequently asked to serve as an adjudicator for marching band and concert band contests as well as a consultant and clinician for all areas of music.





# FOOTBALL COACHING STAFF



**Cory Sanders**  
Head Coach  
Defensive Coordinator

Cory Sanders joined the Saint Joseph's College football staff as the Defensive Coordinator in February of 2010. On February 18th, 2011 Sanders was promoted to Head Football Coach. He will serve as the 19th Head Coach in SJC-History.

Sanders guided the Pumas to a 6-5 mark in 2012, the first season of Great Lakes Valley Conference (GLVC) play. It marked the first winning season for SJC since 2006. The 5-3 mark in league play placed the Pumas third overall. SJC gave the GLVC its first win as a league sponsored sport with a 36-34 come-from-behind victory over Valparaiso on August. 30

SJC finished the 2011 campaign 2-8 with a host of underclassmen receiving significant playing time. The defensive backs shined for the Pumas as Ben Gomes led the team in tackles and earned All-Conference honors. Four defensive backs also accounted for five of SJC's eight interceptions on the year.

Sanders returns to Saint Joseph's after a two-year stint at Elmhurst College where he served as Defensive Backs Coach. During his tenure with the Bluejays, Sanders served along side the Defensive Coordinator to develop additional defensive schemes as well as weekly defensive game plans. He solely coordinated efforts amongst the defensive secondary and managed the video coordinating efforts.

Prior to Elmhurst, Sanders spent the 2007 season as the Defensive Backs Coach at North Central College. Amongst his responsibilities, Sanders help develop weekly game plans as well as running the offensive scout team.

As a player, Sanders served as a three-year captain for SJC where he helped the Pumas to two conference championships. He was a four time All-Conference Selection and awarded the SJC Defensive Most Valuable Player in the 2005 season. Sanders played in 44 games in his SJC career totaling 240 tackles and 10.5 sacks. His 30.5 tackles for loss ranks fifth all-time in SJC history.

Sanders earned a bachelors degree in Business Administration from Saint Joseph's College. A native of Grand Rapids, Michigan Sanders currently resides in Rensselaer.



**Brenden Murphy**  
Offensive Coordinator/Quarterbacks Coach

Brendan Murphy returned to Saint Joseph's College in January of 2013 as an Assistant Football Coach. Murphy takes on the role of Offensive Coordinator as well as recruiting Bloomington, Evansville, Terre Haute, Ind./ Northwest, West Suburbs, Chicago, Ill. and Michigan.

Murphy comes back to SJC after five seasons with Seton Hill

University where he coached wide receivers and tight ends. He also served as the Griffins special teams coordinator. Seton Hill went 10-3 in 2008, finishing second in the West Virginia Intercollegiate Athletic Conference.

Prior to his time at Seton Hill, Murphy spent 2006 as the Pumas' running backs coach. SJC finished 8-3 in 2006 winning the Great Lakes Football Conference Title. In 2007 Murphy served as SJC's defensive line coach and special teams coordinator.

Murphy played quarterback for four-years for SJC seeing action in 15 games. The Pumas were 20-24 during that time, posting two 7-4 seasons in 2004 and 2005.

A 2006 graduate of Saint Joseph's College, Murphy earned his bachelors degree in Criminal Justice.



**Shane LaDage**  
Wide Receivers/Tight Ends

Shane LaDage was hired as an assistant football coach at Saint Joseph's College in July of 2013. He will primarily oversee the development of the wide receivers and tight ends.

LaDage comes to SJC after two seasons with Southwest Minnesota State where he served as the team's tight ends coach for two seasons. LaDage also served as the program's strength and conditioning coordinator.

A native of Parker, Colo., LaDage was a four-year letterwinner at tight end for SMSU (2007-10) and played in 43 career games. He finished his career with 57 receptions for 517 yards and three touchdowns.

As a senior in 2010, LaDage caught 29 passes for 270 yards and two touchdowns. He was named All-NSIC South Division honorable mention in both 2009 and 2010.

LaDage is a 2011 graduate of SMSU and in 2013 he also earned his masters degree from SMSU in Education.



# FOOTBALL COACHING STAFF



**Dan Day**  
Offensive Line Coach  
Associate Head Coach

Daniel Day joined the Saint Joseph's College football coaching staff in July of 2011 as the offensive line coach.

In 2012, Coach Day helped the offensive line average 390 yards of total offense per game. The Pumas average 27.9 points per game, while getting over .500 for the first time in six seasons. The Pumas running attack accounted for 150 yards in 2012. The offense passed for 239

yard per game, with 29 touchdowns. The offensive line allowed less than two sacks per game.

In 2011, Day helped the offensive line average 321 yards of total offense per game. SJC averaged 45 passing attempts per game while allowing just 2.4 sacks per contest.

Day comes to SJC after successful playing and coaching career at Seton Hill University. As an offensive graduate assistant and later a tight ends coach, Day helped the Griffins' offensive average 157 rushing yards and 1.5 sacks per game last season. During his tenure Day assisted the offensive coordinator with film breakdown and game planning.

As a player Day was a part of the inaugural football team at Seton Hill in 2005. He was a captain during his senior season as the Griffins had their best season in school history going 10-3. The team reached the NCAA playoffs for the first time and won their first playoff game, 14-7 over American International before falling to eventual national semifinalist California (PA) in the regional semifinal. A four year letter winner and three year letter winner, Day was also awarded the Most Valuable Linemen award his senior season.

Day earned his bachelors in History in 2009 from Seton Hill and finished work on his maters in Elementary Education in August.

A native of Manchester, New Hampshire Day and his wife Danielle reside in Rensselaer.



**Ryan Aiello**  
Defensive Coordinator/Linebackers Coach

Ryan Aiello joined Saint Joseph's College as an assistant football coach in July of 2011. Aiello will assist in the development of the linebackers and defensive.

Last season the SJC defense allowed 223 passing yards per game while making 15 turnovers (5 interceptions and 10 fumble recoveries). While coaching the linebackers in 2012, Aiello helped Gary

Yeoman (87 tackles) and Joel Wimbley (98 tackles) to All-GLVC honors.

In 2011, the Pumas' defense allowed 199 passing yards per game while recording 24 sacks and 70 tackles for a loss.

Aiello spent the previous two seasons as the Defensive Coordinator and Strength Coach at Anderson University. Aiello's defense limited opponents to 166.5 passing yards per game as well as forcing 13 fumbles and 19 interceptions in 2010. Ten of those interceptions came from Jared Millikan who earned First Team All-Conference honors and All-American honors under Aiello's guidance.

In addition to his time at Anderson, Aiello has previously coached at Ball State University from 2005-2009. He held numerous responsibilities during his tenure with the Cardinals working with the linebackers and defensive backs. Aiello also assisted with the conditioning program and film break-down. BSU played in two bowl games in that span and received a ranking as high 12th in the Nation in 2008 in addition to earning a berth in the GMAC Bowl.

Aiello enjoyed a successful career at Ball State where he earned a bachelors degree in Criminal Justice in 2007. In 2009 he earned his masters in Adult and Community Education.

A native of Granger, Aiello currently resides in Rensselaer.



**Tommy Love-Davis**  
Defensive Line Coach

Tommy Love Davis became the defensive line coach at Saint Joseph's College in summer of 2013. He will also handle the recruiting of Northwest Indiana, East Indianapolis, and the Southwest Suburbs of Chicago.

Davis comes to SJC after a stint as a defensive graduate assistant with the University of North Carolina. The Tar Heels posted a 15-10 record over the course of the 2011 and 2012 seasons. UNC earned a trip to the

Independence Bowl in 2011.

Davis, who played for the Tar Heels from 2002-05, returned to his alma mater after two years in the private sector. He started three consecutive seasons at defensive end and was an honorable mention All-ACC selection in 2005 after leading the team with 10 tackles for losses and eight sacks. Davis finished his career with 153 tackles. Following his senior season, he was signed as a free agent by the New Orleans Saints. He also played for the New York Giants and Washington Redskins in 2007-08.

Davis is 2006 graduate of North Carolina, earning his bachelors degree in Communications. A native of Dudley, North Carolina, Davis currently resides in Rensselaer.

## All-Time Head Coaching Records

2011-pres.	Cory Sanders .....	8-13	.380
2010	A.J. Ricker .....	5-5	.500
2005-2009	Lou Esposito .....	29-24	.547
2004	Tim Lester .....	7-4	.636
1997-2003	Tom Riva.....	26-49	.347
1996	Brendan Flaherty .....	9-2	.818
1995	Joe Palka .....	1-9	.100
1985-94	Bill Reagan.....	35-63-3	.361
1967-84	Bill Jennings.....	77-90-3	.462
1965-66	James Arneberg.....	7-9	.438
1961-64	Edward Dwyer .....	7-26-1	.221
1959-60	Joseph Iofredo .....	7-9-1	.441
1954-58	Robert Jauron .....	32-13-1	.707
1953	Joseph Pawlowski.....	2-6	.250
1950-52	Gene Fetter .....	5-18-2	.240
1946-49	Richard Scharf.....	11-18-3	.391
1938-42	Joseph Dienhart.....	25-9-4	.711
1933-37	Raymond DeCook .....	9-12-3	.438
1923-24	Thomas Radican.....	1-9	.100
Prior to 1923	Player Coaches.....	16-13-3	.547
Total	.....	311-389-24	.437

## All-Time Win Leaders

Bill Jennings .....	77
Bill Reagan .....	35
Robert Jauron .....	32
Lou Esposito .....	29



## SENIORS

# 33 Tony Gallinatti

**Senior • LB • Ht. 5-11 • Wt. 193**  
**Valparaiso, Ind.**

2012: Played in three games. Recorded one tackle.  
2011: Started seven games . Recorded 15 tackles, recovered one fumble.  
2010: Saw action in six games, recorded ten tackles.  
High School: Valparaiso  
Major: Pre-Med.



# 63 Ryan Laubauskas

**Senior • OL • Ht. 6-0 • 284**  
**Mexico, Maine**

2012: Started ten games. The Pumas running attack accounted for 150 yards in 2012. The offense passed for 239 yard per game, with 29 touchdowns. The offensive line allowed less than two sacks per game.  
2011: Started eight games.  
2010: Reshirted  
High School: Moutain Valley  
Major: Criminal Justice





## SENIORS



# 26 Jensen Nowakoski

Senior • DB • Ht. 5-10 • Wt. 180  
Indianapolis, Ind.

2012: Played in 11 games, recording 16 tackles with two pass break ups.  
2011: Played in six games, recording seven tackles and one tackle for a loss. Member of special teams.  
2010: Saw action in five games, making one tackle  
High School: Lutheran High School  
Major: Business



# 74 Pat Robinson

Senior • OL • Ht. 6-3 • Wt. 285  
Indianapolis, Ind.

2012: Started in 11 games. The Pumas running attack accounted for 150 yards in 2012. The offense passed for 239 yard per game, with 29 touchdowns. The offensive line allowed less than two sacks per game.  
2011: Saw action in nine games.  
2010: Saw action in 4 games.  
High School: Pike  
Major: Computer Science



## SENIORS

# 50 Cody Sprayberry

**Senior • LB • Ht. 6-0 • 215**  
**Oak Forest, Ill.**



2012: Played in all 11 games. Tallied 15 tackles and forced one fumble.

2011: Started all 10 games. Finished second on the team with 80 tackles, six for a loss. Intercepted one pass for a touchdown. Also, forced one fumble.

2010: Saw action in nine games making one start at line-backer against Missouri S&T. Made a career-high 13 tackles against S&T. Recorded 34 tackles with 24 coming in the final two games of the season, Made one tackle for a loss. Major contributor to special teams.

High School: Oak Forest

Major: Criminal Justice

# 9 Billy Vandemerkt

**Senior • QB • Ht. 5-11 • Wt. 195**  
**Riverside, Ill.**



2012: Started all 11 games. Completed over 60% of his passes for 2,417 yards and 25 touchdowns. Gained 443 yards and four touchdowns on the ground. Produced a SJC record 2,860 yards of total offense. Named D2Football.com National Player of the Week after accounting for 527 yards of offense, 449 passing and 84 rushing against William Jewell College (10/20). In that game Vandemerkt set a GLVC and SJC record with nine touchdown passes in a single-game. His 449 passing yards was also a GLVC record. Owns GLVC single-game records in completed passes (38) and total offense (527). Earned GLVC Player of the Week twice (8/31) against Valparaiso and (10/20) against William Jewell).

2011: Started in seven games. Threw for 1,650 yards and 11 touchdowns. Rushed for 117 yards and two touchdowns. Honorable Mention All-GLFC

2010: Played in seven games making four starts at quarterback. Completed 92 of 142 passes with seven touchdowns and four interceptions. Recorded an efficiency of 127.77 while converting on 64% of his pass attempts. Overall passed for 885 yards while rushing for 144 yards and five touchdowns. GLFC Freshman of the Year. Honorable Mention All-GLFC.

High School: Riverside-Brookside

Major: History



## SENIORS



# 5 Julian Walker

**Redshirt Senior • WR • Ht. 5-10 • 185  
Indianapolis, Ind.**



2012: Started 11 games. Led the team with 94 catches for 1,082 yards and 11 touchdowns. Also, threw for three touchdowns. His 94 catches in a single-season is a SJC record while 11 TDs ties Dan Paulsen's SJC record. All-American Honorable Mention by Beyond Sports College Network (BSN), First Team All-GLVC. Named BSN's National Wide Receiver of the Week after making 11 catches for 205 yards against Valparaiso (8/31). Set GLVC single-season records with 15 catches against McKendree (11/10) and four touchdown catches against William Jewell (10/20).

2011: Played in 10 games starting four. Caught 66 passes for 498 yards and four touchdowns. Honorable Mention All-GLVC.

2010: Played in all 10 games. Led the team with 18 kick returns. averaged over 14 yards a return.

2009: Sat out as a redshirt  
High School: Southport  
Major: Physical Education





# RETURNING PUMAS

JOEY BISHOFF

Ht.	6-1	Wt.	185
JUNIOR			
BUFFALO GROVE, IL.		WR	

2012: Played in eleven games catching 36 passes for 353 yards. Averaged 9.8 yards a catch while scoring five touchdowns.  
 2011: Saw action in eight games while starting three at linebacker. Assisted on two tackles.  
 High School: Elk Grove  
 Major: Physical Education



TYLER CALLAGHAN

Ht.	6-4	Wt.	265
JUNIOR			
ELBURN, IL.		TE	

2012: Started all 11 games. Caught 15 passes for 202 yards and two touchdowns. Academic All-GLVC  
 2011: Started all 10 games. Caught 25 passes for 234 yards and two touchdowns. Second Team All-GLVC  
 High School: Kaneland  
 Major: Biology



TATE BORLIK

Ht.	6-3	Wt.	190
JUNIOR			
SOUTH BEND, IND.		QB	


2012: Saw action in 11 games as the holder and made appearances at quarterback. Threw for 147 yards and one touchdown.  
 2011: Saw action in nine game while starting three. Threw four touchdowns while recording 785 passing yards.  
 High School: South Bend Washington  
 Major: Business Administration



ALEX CHANDLER

Ht.	6-2	Wt.	305
REDSHIRT FRESHMAN			
INDIANAPOLIS, IND.		OL	

2012: Redshirted  
 High School: Lutheran  
 Major: Criminal Justice



WADE BURTRON

Ht.	6-2	Wt.	184
REDSHIRT FRESHMAN			
WESTFIELD, IND.		QB	

2012: Redshirted  
 High School: Westfield, Ind.  
 Major: Criminal Justice



JAU'MARL CLARK

Ht.	5-11	Wt.	200
SOPHOMORE			
MAYWOOD, ILL.		DL	


2012: Redshirted  
 High School: Thorton  
 Major: Computer Science



DREW BYRD

Ht.	6-1	Wt.	185
JUNIOR			
FRIENDSWOOD, Tx.		DB	


2012: Started all 11 games. Totaled 71 tackles with 41 unassisted. Recovered one fumble and broke-up three passes. Honorable Mention All-GLVC  
 2011: Started all 10 games. Recorded 42 tackles while tallying two interceptions.  
 High School: Clear Brook  
 Major: Physical Education



BRIAN COLLINS

Ht.	6-4	Wt.	270
REDSHIRT FRESHMAN			
LODI, CAL.		OL	

2012: Redshirted  
 High School: Lodi  
 Major: Sports Management





# RETURNING PUMAS


KOBI COOK

Ht. 5-8 Wt. 190

REDSHIRT SOPHMORE

COLUMBUS, IND. RB

2012: Transferred From Ohio Dominican  
2011: Red shirted  
High School: Columbus North  
Major: Business Administration




CODY FRENCH

Ht. 6-1 Wt. 270

REDSHIRT JUNIOR

GLADWIN, MI. DE

2012: Started in all 11 games. Recorded 39 tackles and broke-up one pass.  
Academic All-GLVC  
2011: Started in all 10 games. Recorded 13 tackles.  
2010: Saw significant action on special teams.  
High School: Gladwin  
Major: Physical Education




JAMICAH COOPER

Ht. 5-11 Wt. 203

REDSHIRT JUNIOR

MUSKEGON, MI. WR

2012: Saw action in all ten games. Caught 19 passes for 356 yards including five touchdowns.  
2011: Did not see any game action.  
2010: Redshirted  
High School: Muskegon Catholic  
Major: Sports Management



MARCIN GAWLAK

Ht. 6-0 Wt. 274

REDSHIRT FRESHMAN

CAROL STREAM, ILL. K/P

2012: Redshirted  
High School: Wheaton North  
Major: Business Administration




CHRIS EDGERTON

Ht. 6-0 Wt. 188

JUNIOR

BOYNTON BEACH, FLA. DB.

2012: Started all 10 games. Made 28 tackles. Broke-up three passes and intercepted one.  
2011: Started all 10 games. Recorded 34 tackles and broke up eight passes. Honorable Mention All-GLFC.  
High School: American Heritage  
Major: Political Science



BRANDON GOOD

Ht. 6-1 Wt. 290

REDSHIRT JUNIOR

CINCINNATI, OH. OL

2012: Started in 9 games, saw action in 11. helping the SJC running attack accounted for 150 yards. The offense passed for 239 yard per game, with 29 touchdowns. The offensive line allowed less than two sacks per game.  
2011: Medical Redshirt  
2010: Helped the offensive line that produced 172.3 yards of rushing per game and allowed 2.4 sacks per contest.  
High School: Colerain  
Major: Physical Education



JOHN FREDRICK

Ht. 5-10 Wt. 190

REDSHIRT JUNIOR

PITTSBORO, IND. LB

2012: Recorded seven tackles and impacted special teams.  
2011: Did not see any action on the field. Member of scout team  
2010: Sat out as a red shirt  
High School: Tri-West  
Major: Criminal Justice



TRENT HALL

Ht. 6-1 Wt. 290

SOPHMORE

CARMEL, IND. OL

2012: Started all 11 games, helping the SJC running attack accounted for 150 yards. The offense passed for 239 yard per game, with 29 touchdowns. The offensive line allowed less than two sacks per game.  
2011: Started in all 10 games. Helped the offensive line produce 78 rushing yards per game with eight rushing touchdowns. Also averaged less than three sacks per game.  
High School: Carmel  
Major: Business Administration





# RETURNING PUMAS

AUSTIN HEAD

HT.	5-6	WT.	179
SOPHMORE			
FRANKFORT, IND.		LB	

2012: Scout Team  
 2011: Did not see any action. Member of the scout team.  
 High School: Frankfort  
 Major: Accounting



KYLE LOWTHRAP

HT.	6-1	WT.	290
REDSHIRT FRESHMAN			
BOCA RATON, FLA.		OL	

2012: Redshirted  
 High School: West Boca Raton  
 Major: Economics



ERIC HEINZMAN

HT.	5-11	WT.	200
REDSHIRT JUNIOR			
MT. VERNON, IL.		DL	

2012: Played in 10 games. Recorded five tackles included one sack and two tackles for a loss. Academic All-GLVC  
 2011: Red Shirted, member of the scout team.  
 High School: Mount Vernon  
 Major: Business Administration



SHELDON MARTIN

HT.	5-11	WT.	193
SOPHMORE			
SAN DIEGO, CA.		DB	

2012: Played in 11 games. Finished fourth on the team with 66 tackles, three for a loss. Made one interception.  
 2011: Played in 10 games, starting seven contests. Recorded 33 tackles, 3.5 for a loss. Tallied one interception. Rotated on the field for kick returns. Honorable Mention All-GLVC.  
 High School: Lincoln  
 Major: Sports Management



ALPHONSO HINES

HT.	6-3	WT.	195
JUNIOR			
FISHERS, IND.		WR	


2012: Saw action in eight games. Caught four passes for 38 yards.  
 2011: Played in nine games. Caught 31 passes for 363 and three touchdowns.  
 High School: Fishers  
 Major: Athletic Training



SEAN MARTINEZ

HT.	6-1	WT.	215
JUNIOR			
OAK FOREST, IL.		RB	

2012: Saw action in two games. Ran 24 times for 101 yards and two touchdowns  
 2011: Redshirted.  
 High School: Oak Forest  
 Major: Criminal Justice



TROY KEY

HT.	6-4	WT.	270
REDSHIRT FRESHMAN			
WELLINGTON, FLA.		DL	


2012: Redshirted  
 High School: Palm Beach Central  
 Major: Criminal Justice



KYLE NEIDIG

HT.	6-3	WT.	280
SOPHMORE			
EVANSVILLE, IND.		OL	

2012: Played in six games, helping the SJC running attack accounted for 150 yards. The offense passed for 239 yard per game, with 29 touchdowns. The offensive line allowed less than two sacks per game.  
 High School: Evansville Central  
 Major: Physical Education





# RETURNING PUMAS

JAYML SCOTT

Ht.	5-8	Wt.	175
SOPHMORE			
HAMMILTON, OH.			
		DB	

2012: Played in 10 games, recording 36 tackles including one sack.  
 Academic All-GLVC  
 2011: Saw action in 10 games, started seven. Recorded 44 tackles, 3.5 for a loss. Intercepted one pass.  
 High School: Fairfield  
 Major: Business Administration



COLE STALTER

Ht.	6-0	Wt.	295
REDSHIRT FRESHMAN			
VEEDERSBURG IND.			
		OL	

2012: Redshirt  
 High School: Attica  
 Major: Business Administration



BRAXTON SHELTON

Ht.	5-11	Wt.	216
REDSHIRT JUNIOR			
KOKOMO, IND.			
		RB	

2012: Rushed 102 times for 461 yards and one touchdown. Caught 11 passes for 190 yards and four touchdowns.  
 High School: Kokomo  
 Major: Business Administration



JAKOB STYLA

Ht.	6-4	Wt.	292
REDSHIRT JUNIOR			
RIVERVIEW, MI.			
		OL	


2012: Started all 11 games, helping the SJC running attack accounted for 150 yards. The offense passed for 239 yard per game, with 29 touchdowns. The offensive line allowed less than two sacks per game.  
 2011: Saw action in one game on the offensive line.  
 2010: Sat out as a red shirt  
 High School: Gabriel Richard  
 Major: Criminal Justice



WATORIS SLATER

Ht.	6-1	Wt.	191
SOPHMORE			
LAGRANGE, IL			
		WR	

2012: Saw action in 11 games. Caught six passes for 99 yards and two touchdowns. Special Teams Player of the Year  
 2011: Saw action in nine games. Major contributor on special teams. Recorded 10 tackles.  
 High School: Riverside-Brookfield  
 Major: Education



SCOTT VAUGHN

Ht.	6-4	Wt.	235
JUNIOR			
LAPORTE, IND.			
		TE	

2012: Saw action in 11 games. Caught one pass and contributed on special teams  
 2011: Saw action in six games. Contributed on special teams.  
 High School: LaPorte  
 Major: Fitness



ANDREW SOULIS

Ht.	5-9	Wt.	185
SOPHMORE			
GRAYSLAKE, ILL.			
		LB	

2012: Saw action in four games. Recording two tackles.  
 High School: Grayslake Central  
 Major: Criminal Justice





# RETURNING PUMAS

GAVIN VOSS

Ht.	6-0	Wt.	165
SOPHMORE			
INDIANAPOLIS, IND.		K/P	

2012: Finished second on the team with 54 points. Converted seven of 11 field goals. His longest conversion came in a overtime win over Quincy University on Sept. 29. Also, handled kick-off and punting duties. Averaged over 55 yards a kickoff. Averaged 36.5 yards a punt with 18 landing inside the 20 with two touchbacks. Booted 10 punts over 50 yards.  
High School: Wheeler  
Major: Elementary Education



E.J. WOODY

Ht.	6-2	Wt.	195
REDSHIRT SOPHMORE			
SPRINGVILLE, AL.		WR	

2012: Medical Redshirt  
2011: Played in 8 games. Caught 47 passes for 353 yards and 1 touchdown. Honorable Mention All-GLFC  
High School: Springville  
Major: Physical Education



TRACY WHITEHEAD

Ht.	5-9	Wt.	170
SOPHMORE			
PARK FOREST, ILL.		DB	

2012: Played in 11 games made four tackles and intercepted two passes.  
High School: Crete-Monee  
Major: Psychology



GARY YEOMAN

Ht.	5-11	Wt.	220
JUNIOR			
MISHAWAK, IND.		LB	


2012: Played in all 11 games. Second on the team with 87 tackles and 2.5 sacks. Led the team with 11 tackles for a loss. Broke-up three passes while forcing two fumbles and recovering one. Honorable Mention All-GLVC.  
Academic All-GLVC  
2011: Played in 10 games, starting three. Tallied 43 tackles, seven for a loss, and one sack. Intercepted two passes. Honorable Mention All-GLFC.  
High School: Penn  
Major: Physical Education



JOEL WIMBLEY

Ht.	6-2	Wt.	235
SOPHMORE			
CORAL SPRINGS, FLA.		LB	

2012: Played in all 11 games. Led the team in tackles with 9 and sacks with 3. Second on the team with ten tackles for a loss. Forced and recovered one fumble. First Team All-GLVC.  
High School: Flanagan  
Major: Athletic Training



JAMES WILSON

Ht.	5-10	Wt.	185
JUNIOR			
DALTON, IL.		DB	

2012: Played in all 11 games. Rushed for 293 yards on 46 carries. Also, received 14 passes for 135 yards. Academic All-GLVC  
2011: Played in all 10 games. Major contributor on special teams. Recorded 10 tackles.  
High School: Thornridge  
Major: Criminal Justice



## PRONUNCIATION GUIDE

- #14 Watoris Slater - Wah-tour-ist
- #10 Tate Borlik - BORE-lick
- #26 Jensen Nowakoski - No-Wah-KOW-ski
- #33 Tony Gallinatti - Gal-IN-not-ee
- #52 Joel Wimbley - Joe-EL
- #53 Gary Yeoman - Yo-Men
- #63 Ryan Laubauskas - Lah-Bow-skuss
- #73 Jake Styla - Sty-La
- #83 JaMicah Cooper - JAH-mike-a
- #84 Sergej Stjepic - Sir-GAY Step-ic
- #99 Djibril Sow - JAH-Brill
- Coach Ryan Aiello - I-el-oh



# THE 2013 PUMAS

## Alphabetical Roster

No.	Name	Ht.	Wt.	Yr.	Pos.	Hometown/HS/JC	No.	Name	Ht.	Wt.	Yr.	Pos.	Hometown/HS/JC
28	Mike Anderson	5'9	190	Fr.	RB	South Bend, Ind./Riley	35	Chantz Marlatt	6'1	225	Fr.	DL	Francesville, Ind./West Central
42	Mayo Arogundade	5'11	200	Fr.	RB	Arlington Heights, Ill./St. Victor	1	Sheldon Martin	5'11	193	Jr.	DB	San Diego, Calif./Lincoln
72	Ethan Beech	6'3	242	Fr.	OL	Denver, Ind./North Miami	22	Sean Martinez	6'1	205	RJr.	RB	Oak Forest, Ill./Oak Forest
3	Joey Bishoff	6'1	185	Jr.	WR	Elk Grove Village, Ill./Elk Grove	32	Tommy McCormick	6'1	220	Fr.	LB	Chicago, Ill./Saint Rita
10	Tate Borlik	6'3	190	Jr.	QB	Greenwood, Ind./Greenwood	24	Todd McIntyre	6'0	190	Fr.	DB	Dowagiac, Mich./Dowagiac
17	Wade Burton	6'2	200	RFr.	QB	Westfield, Ind./Westfield	57	Brent Midkiff	6'0	230	Fr.	OL	Morocco, Ind./North Newton
4	Drew Byrd	6'1	185	Jr.	DB	Friendswood, Texas/Clear Brook	55	Charles Morrison	6'1	210	Fr.	DL	Bolingbrook, Ill./Bolingbrook
6	Tyler Callaghan	6'4	250	Jr.	TE	Elburn, Ill./Kaneland	49	Kenneth Naylor	5'9	174	Fr.	DB	Park Forest, Ill./Rich East
67	Alex Chandler	6'2	305	Fr.	OL	Indianapolis, Ind./Lutheran	62	Kyle Neidig	6'3	280	So.	OL	Evansville, Ind./Central
37	Jau'marl Clark	5'11	200	So.	LB	Dolton, Ill./Thorton Township	26	Jensen Nowakoski	5'9	182	Sr.	SS	Indianapolis, Ind./Lutheran
58	Brian Collins	6'4	270	So.	OL	Lodi, Cal./Lodi	68	Trevor O'Donnell	6'5	320	Fr.	OL	Highland, Ind./Highland
8	Kobi Cook	5'8	195	RSo.	RB	Columbus, Ind./Ohio Dominican	18	Wilky Orelie	5'11	190	Fr.	LB	Wellington, Fla./Palm Beach Cent.
83	Jamicah Cooper	6'2	174	RJr.	WR	Muskegon, Mich./Catholic	82	Dean Pauly	6'0	190	Fr.	WR	West Chicago, Ill./Community
47	Michael Copeland	5'10	175	Fr.	RB	Kokomo, Ind./Kokomo	80	Chandler Piekarski	6'2	230	Fr.	TE	Bolingbrook, Ill./Bolingbrook
20	Romary Corneille	5'10	165	Fr.	DB	Parkland, Fla./Stoneman Douglas	51	Logan Polomcak	5'10	205	Fr.	LS	Dowagiac, Mich./Dowagiac
44	Danny DeSimone	5'10	210	Fr.	LB	Rosemont, Ill./Nazereth	12	Jessie Pourch	5'11	170	Fr.	DB	Royal Palm Beach, Fla./Royal Palm
88	Addison Dellinger	6'4	245	Fr.	TE	Fort Wayne, Ind./Snider	36	Jimmy Rizzuti	5'10	200	Fr.	LB	Oak Forest, Ill./Oak Forest
76	Brian Dillon	6'2	244	Fr.	DL	Chicago, Ill./Saint Patrick	74	Pat Robinson	6'3	285	Sr.	OL	Indianapolis, Ind./Pike
86	Jeremiah Dunwell	5'11	165	Fr.	WR	Attica, Ind./Attica	30	Matthew Schmidt	6'1	200	Fr.	LB	West Lafayette, Ind./Harrison
21	Chris Edgerton	6'0	182	Jr.	DB	Boynton, FL./American Heritage	3	Jamyl Scott	5'8	170	Jr.	DB	Hamilton, Ohio/Fairfield
87	David Eubanks	5'11	170	So.	DB	Glenwood, Ill./Bloom Township	69	Cole Sellers	5'11	235	Fr.	RB	No. Manchester, Ind./Manchester
97	Malcom Exford	6'0	300	RSo.	DL	Indianapolis, Ind./Pike	7	Braxton Shelton	5'11	210	RJr.	RB	Kokomo, Ind./Kokomo
38	Hudson Featherstone	6'0	235	Fr.	FB	Russiaville, Ind./Western	14	Watoris Slater	6'1	186	Jr.	WR	LaGrange, Ill./Riverside-Brookfield
27	Miles Felder	5'11	225	Fr.	DL	Detroit, Mich./Cass Tech	43	Andrew Soulis	5'10	175	So.	LB	Grayslake, Ill./Grayslake North
48	John Frederick	5'10	190	RJr.	LB	Pittsboro, Ind./Tri-West	99	Djibril Sow	6'3	310	So.	DL	Hollywood, Fla./Flanagan
90	Cody French	6'2	270	RJr.	DE	Gladwin, Mich./Gladwin	50	Cody Sprayberry	6'1	215	Sr.	LB	Oak Forest, Ill./Oak Forest
33	Tony Gallinatti	6'0	217	Sr.	LB	Valparaiso, Ind./Valparaiso	78	Cole Stalter	6'0	295	So.	OL	Veederburg, Ind./Attica
31	Marcin Gawlak	5'11	165	RFr.	K	Caroll Stream, Ill./Wheaton North	41	Luke Stanisci	6'2	230	Fr.	LB	New Carlisle, Ind./New Prairie
71	Brandon Good	6'0	270	RJr.	OL	Cincinnati, Ohio/Colerain	84	Sergej Stjepic	5'10	215	Fr.	FB	Fort Wayne, Ind./Northrop
40	Diondre Griffin	6'2	200	Fr.	DB	Portage, Ind./Portage	73	Jake Styla	6'4	292	RJr.	OL	Riverview, Mich./Gabriel Richard
64	Trent Hall	6'1	287	Jr.	OL	Carmel, Ind./Carmel	9	Billy VandeMerkt	5'11	196	Sr.	QB	Riverside, Ill./Riverside-Brookfield
85	Derek Hartwig	6'0	220	Fr.	WR	Valparaiso, Ind./Wheeler	61	Scott Vaughn	6'4	235	Jr.	TE	LaPorte, Ind./LaPorte
93	Austin Head	5'6	190	RSo.	LB	Frankfort, Ind./Frankfort	25	Chad Veccharella	5'11	200	Fr.	RB	Delray, Fla./American Heritage
56	Eric Heinzman	5'11	198	RSo.	LB	Mount Vernon, Ill./Mount Vernon	34	Patrick Vitek	6'3	215	Fr.	DL	La Grange, Ill./Nazereth
81	Alphonso Hines	6'3	195	So.	WR	Fishers, Ind./Fishers	19	Gavin Voss	6'0	160	So.	K	Valparaiso, Ind./Southport
29	DeVonte Hughes	6'1	215	Fr.	LB	South Bend, Ind./Washington	5	Julian Walker	5'11	181	RSr.	WR	Indianapolis, Ind./Southport
70	Patrick Hughes	6'0	260	Fr.	OL	Clare, Mich./Clare	96	Jacob West	6'3	310	Fr.	DL	Morocco, Ind./South Newton
45	Jeremy Jones	6'1	220	Fr.	LB	Morocco, Ind./North Newton	13	Tracy Whitehead	5'8	160	So.	DB	Park Forest, Ill./Crete Monee
92	Troy Key	6'4	270	So.	OL	Wellington, Fla./Palm Beach Cental	23	James Wilson	5'10	185	Jr.	DB	Dolton, Ill./Thornridge
46	Josh Kummer	5'10	180	Fr.	RB	Milton, Wis./Milton	52	Joel Wimbley	6'0	220	So.	LB	Coral Springs, Fla./Flanagan
63	Ryan Laubaskas	6'1	274	Sr.	OL	Mexico, Me./Mountian Valley	11	E.J. Woody	6'0	189	RSo.	WR	Springville Ala./Springville
94	Anthony Lopez	5'11	190	Fr.	DL	Lowell, Ind./Lowell	16	Colon Wright	6'0	190	Fr.	DB	Delray, Fla./American Heritage
60	Greg Lowery	6'1	260	Fr.	OL	Brownsburg, Ind./Brownsburg	54	Gary Yeoman	5'11	202	So.	LB	Mishawak, Ind./Penn
65	Kyle Lowtharp	6'1	290	So.	OL	Boca Raton, Fla./West Boca Raton							



# THE 2013 PUMAS

## Numerical Roster

No.	Name	Ht.	Wt.	Yr.	Pos.
1	Sheldon Martin	5'11	193	Jr.	DB
2	Jamyl Scott	5'8	170	Jr.	DB
3	Joey Bishoff	6'1	185	Jr.	WR
4	Drew Byrd	6'1	185	Jr.	DB
5	Julian Walker	5'11	176	RSr.	WR
6	Tyler Callaghan	6'4	250	Jr.	TE
7	Braxton Shelton	5'11	200	RJr.	RB
8	Kobi Cook	5'8	195	RSo.	RB
9	Billy VandeMerkt	5'11	196	Sr.	QB
10	Tate Borlik	6'3	190	Jr.	QB
11	EJ Woody	6'0	189	RSo.	WR
12	Jessie Pouch	5'11	170	Fr.	DB
13	Tracey Whitehead	5'9	175	So.	DB
14	Watoris Slater	6'1	185	Jr.	LB
16	Colon Wright	6'0	190	So.	DB
17	Wade Burton	6'2	200	RFr.	QB
18	Wikly Orelie	5'11	190	Fr.	LB
19	Gavin Voss	6'0	160	So.	K
20	Romary Corneille	5'10	165	Fr.	DB
21	Chris Edgerton	6'0	182	Jr.	DB
22	Sean Martinez	6'1	205	RJr.	RB
23	James Wilson	5'10	185	Jr.	DB
24	Todd McIntyre	6'0	190	Fr.	DB
25	Chad Veccharella	5'11	200	Fr.	RB
26	Jensen Nowakoski	5'9	170	Sr.	SS
27	Miles Felder	5'11	225	Fr.	DL
28	Mike Anderson	5'9	190	Fr.	RB
29	DeVonte Hughes	6'1	215	Fr.	LB
30	MattewSchmidt	6'1	200	Fr.	LB
31	Marcin Gawlak	5'11	165	RFr.	K
32	Tommy McCormick	6'1	220	Fr.	LB
33	Tony Gallinatti	6'0	217	Sr.	LB
34	Patrick Vitek	6'3	215	Fr.	DL
35	Chantz Marlatt	6'1	225	Fr.	DL
36	Jimmy Rizzuti	5'10	200	Fr.	LB
37	Jau'marl Clark	6'0	175	So.	LB
38	Hudson Featherston	6'0	235	Fr.	FB
40	Diondre Griffin	6'2	200	Fr.	DB
41	Luke Stanisci	6'2	230	Fr.	LB
42	Mayo Arogundade	5'11	200	Fr.	RB
43	Andrew Soulis	5'10	175	So.	LB
44	Danny DeSimone	5'10	210	Fr.	LB
45	Jeremy Jones	6'1	220	Fr.	LB
46	Josh Kummer	5'10	180	Fr.	RB
47	Michael Copeland	5'10	175	Fr.	RB

No.	Name	Ht.	Wt.	Yr.	Pos.
48	John Fredrick	5'10	191	RJr.	LB
49	Kenneth Naylor	5'9	174	Fr.	DB
50	Cody Sprayberry	6'1	221	Sr.	LB
51	Logan Polomcak	5'10	205	Fr.	LS
52	Joel Wimbley	6'0	220	So.	LB
54	Gary Yeoman	5'11	202	Jr.	LB
55	Charles Morrison	6'1	210	Fr.	DL
56	Eric Heinzman	5'11	198	RSo.	LB
57	Brent Midkiff	6'0	230	Fr.	OL
58	Brian Collins	6'4	270	So.	OL
60	Greg Lowery	6'1	260	Fr.	OL
61	Scott Vaughn	6'4	250	Jr.	TE
62	Kyle Neidig	6'3	280	So.	OL
63	Ryan Laubauskas	6'1	274	Sr.	OL
64	Trent Hall	6'1	287	Jr.	OL
65	Kyle Lowtharp	6'1	290	So.	OL
67	Alex Chandler	6'2	305	So.	OL
68	Trevor O'Donnell	6'5	320	Fr.	OL
69	Cole Sellers	5'11	235	Fr.	RB
70	Patrick Hughes	6'0	260	Fr.	OL
71	Brandon Good	6'0	278	RJr.	OL
72	Ethan Beech	6'3	242	Fr.	OL
73	Jake Styła	6'4	271	RJr.	OL
74	Pat Robinson	6'3	258	Sr.	OL
76	Brian Dillon	6'2	244	Fr.	DL
78	Cole Stalter	6'0	295	So.	OL
80	Chandler Piekarski	6'2	230	Fr.	TE
81	Alphonso Hines	6'3	195	Jr.	WR
82	Dean Pauly	6'0	190	Fr.	WR
83	JaMicah Cooper	6'0	168	RJr.	WR
84	Sergej Stjepic	5'10	215	Fr.	FB
85	Derek Hartwig	6'0	220	Fr.	WR
86	Jeremiah Dunwell	5'11	165	Fr.	WR
87	David Eubanks	5'11	170	So.	DB
88	Addison Dellinger	6'4	245	Fr.	TE
90	Cody French	6'1	270	RJr.	DE
92	Troy Key	6'4	270	So.	OL
93	Austin Head	5'6	190	RSo.	LB
94	Anthony Lopez	5'11	190	Fr.	DL
96	Jacob West	6'3	210	Fr.	DL
97	Malcolm Exford	6'0	295	So.	DL
99	Djibril Sow	6'3	285	So.	DL



## 2013 SEASON PREVIEW

The Saint Joseph's College football team is coming off its first winning season since 2006, posting a 6-5 mark in 2012. SJC finished third in the inaugural season of Great Lakes Valley Conference play with a 5-3 record in the league. The Pumas look to climb higher in 2013 with an experience and skilled group at the controls.

The Pumas were picked to finish fourth in the annual coaches poll while defending GLVC Champion Indianapolis was selected to repeat in 2013. Missouri S&T only dropped one game last year, was picked by the leagues' coaches to finish second. Newcomer to the GLVC, Truman State, was picked fourth. Truman moves over the GLVC after leaving the Missouri Intercollegiate Athletic Association in all sports in the spring of 2012.

The Pumas' schedule is highlighted with seven home games, with Valparaiso slated for September 7th, week one. The 66th meeting between the Crusaders and SJC will highlight seven home games this season. The non-conference portion of the schedule will feature visits from Siena Heights and Trine. The Pumas will also visit Alderson Broaddus this fall as well.

GLVC play kicks-off with homecoming against Kentucky Wesleyan College on October 5th. The Pumas are 13-1 all-time against the Panthers, but each game in the series has been competitive. SJC will make trips to Quincy, Missouri S&T, and Truman State this season while hosting McKendree, Indianapolis, and William Jewell.

The Pumas will say good-bye to seven seniors exhausting their eligibility on November 16th against William Jewell. The senior class is anchored by preseason All-American Julian Walker, who earned a unanimous selection to the All-GLVC First Team in 2012. Walker set GLVC and SJC records last season with 15 catches in a single-game and four touchdown receptions in a single-game. He tied a SJC record with 11 touchdown catches in a season, while breaking Dan Paulsen's mark with 94 catches in a single season.

Throwing to Walker will be senior quarterback Billy VandeMerkt who produced a record setting year in 2012 as well. VandeMerkt set GLVC and SJC single-game records with nine touchdown passes, 449 passing yards,



and 38 completions last season. The Pumas' signal caller also owns the single-season record with 2,860 yards of total offense. The SJC offense also set a record with 29 touchdown passes in 2012, 25 coming from VandeMerkt's arm.

There will be plenty of targets to throw to in 2013 as Joey Bishoff, JaMicah Cooper, Alphonos Hines, Watoris Slater and Tyler Callaghan all return to an offense that produced 239 passing yards per game. After sitting-out last season with an injury, EJ Woody is back for his second season for the cardinal and purple. Woody made 47 catches two years ago with one touchdown. The addition of tight ends Addison Dellinger and Chandler Pierkaski add depth to the position as well as allowing the Pumas to stretch the field.

The running game is revamped in 2013. SJC patched together a productive unit last year after injuries forced extra duty onto Braxton Sheltion and James Wilson. Wilson played in the defensive back field for the first half of 2012. Sean Martinez is getting back into form while the additions Kobi Cook among others have made the running back position one of the deepest on the roster.

The offensive line is experienced as well with Brandon Good, Trent Hall and Jake Styła entering their junior seasons. Pat Robinson and Ryan Laubauskas ready for their final season in a SJC uniform after helping the Pumas produce 150 yards per game on the ground while



# 2013 SEASON PREVIEW

allowing less than two sacks per game.

The defense brings back an experience bunch as well with Joel Wimbley and Gary Yeoman



anchoring the linebacking corp. Both Wimbley and Yeoman earn All-GLVC honors last season after pcollecting 98 and 87 tackles respectively. Cody Sprayberry, now a senior, will also see time at linebacker whereas Sheldon Martin who played two years in the SJC secondary might move-up from his former safety position.

The defensive line returns Cody French who made 39 tackles in 2012 with four tackles for a loss. Eric Heinzman and Djibril Sow will see regular reps on the front line after being rotated onto the field a great deal a year ago.

The secondary is anchored by Tracy Whitehead who collected two interceptions last year. SJC made five interceptions on the season while collecting 10 fumbles. Jamyl Scott, Drew Byrd, and Chris Edgerton returned for their junior seasons while Jensen Nowakoski prepares for his last. An eager group of Romary Corneille, Colon Wright, and Jessie Pouch will also receive significant action. The secondary, will rotate players on and off the field regularly to keep the speed at a high level.

Gavin Voss will handle place kicking duties this season. Voss converted seven of 11 field goals in 2012 with one being a 41-yard game-winner over Quincy. He also converted 33 of 38 extra points. Marcin Gawlak will handle the punting duties this season. Gawlak red-shirted last season.

SJC will also feature Woody, Bishoff, Martin, and Whitehead to return punts and kicks. Martin averaged 21 yards per kick return last season while Whitehead made 12 returns for an average of 24 yards. Martin also made nine punt returns last season.



## 2013 GLVC Preseason Coaches' Poll

	Points (First Place)
1. Indianapolis	49 (7)
2. Missouri S&T	43 (1)
3. Truman State	37
4. Saint Joseph's	28
5. McKendree	25
6. Quincy	18
7. William Jewell	17
8. Kentucky Wesleyan	7

## 2012 GLVC Final Standings

Team	GLVC	Overall
Indianapolis.....	8-0	10-3
Missouri S&T.....	7-1	10-1
Saint Joseph's.....	5-3	6-5
Urbana.....	5-3	7-4
Central State.....	4-4	4-7
McKendree.....	3-5	3-7
Quincy.....	3-5	3-8
William Jewell.....	1-7	2-9
Kentucky Wesleyan.....	0-8	2-9

## 2012 GLVC Award Winners

- Coach of the Year: Bob Bartolomeo, Ulndy
- Offensive Player of the Year: Mar'Quone Edmonds, Ulndy
- Defensive Player of the Year: Darius Wilson, Central State
- Freshman of the Year: Thomas Cook, William Jewell
- Special Teams Player of the Year: Scott Miller, Ulndy



# 2012 FINAL STATISTICS

## TEAM STATISTICS

TEAM STATISTICS	PUMAS	OPPONENTS
FIRST DOWNS .....	226	245
Rushing .....	78	118
Passing .....	124	114
Penalty .....	24	13
RUSHING YARDAGE .....	1659	2167
Rushing Attempts .....	403	448
Average Per Rush .....	4.1	4.8
Average Per Game .....	150.8	197.0
TDs Rushing .....	13	26
PASSING YARDAGE .....	2634	2456
Comp - Att - Int .....	226-373-12	194-363-5
Average Per Pass .....	7.1	6.8
Average Per Catch .....	11.7	12.7
Average Per Game .....	239.5	223.3
TDs Passing .....	29	23
TOTAL OFFENSE .....	4293	4623
Average Per Play .....	5.5	5.7
Average Per Game .....	390.3	420.3
KICK RETURNS: #-Yards .....	52-1029	49-922
PUNT RETURNS: #-Yards .....	12-71	23-385
INT RETURNS: #-Yards .....	5-13	12-176
FUMBLES-LOST .....	18-10	16-10
PENALTIES-Yards .....	89-702	62-637
PUNTS-AVG .....	58-35.9	53-36.4
TIME OF POSSESSION/Game .....	30:47	30:37
3RD-DOWN Conversions .....	61/158	66/161
4TH-DOWN Conversions .....	10/21	17/25

## SCORE BY PERIOD

	1	2	3	4	OT	Total
Saint Joseph's (IN) .....	56	128	57	63	3	307
Opponents .....	97	111	113	72	0	393

## SCORING

	TD	Ru	Rv	Rt	FG	PAT	2-pt	Total
Julian Walker .....	11	0	11	0	0	0	0	66
Gavin Voss .....	0	0	0	0	7	33	0	54
JaMicha Cooper .....	5	0	5	0	0	0	0	30
Joey Bishoff .....	5	0	5	0	0	0	0	30
Braxton Shelton .....	5	1	4	0	0	0	0	30
Billy VandeMerkt .....	4	4	0	0	0	0	0	24
Cameron Crabtree .....	3	3	0	0	0	0	0	18
Sean Martinez .....	2	2	0	0	0	0	0	12
Horace Lane .....	2	2	0	0	0	0	0	12
Tyler Callaghan .....	2	0	2	0	0	0	0	12
Watoris Slater .....	2	0	2	0	0	0	0	12
James Wilson .....	1	1	0	0	0	0	0	6
Tony Gallinatti .....	0	0	0	0	0	1	0	1

## FIELD GOALS

	FGM-FGA	0-29	30-39	40-49	50+	Long
Gavin Voss .....	7-11	1-1	4-6	2-4	0-0	41

## PUNT RETURNS

	Ret	Yds	Avg	Long	TD
Sheldon Martin .....	9	41	4.6	14	0
Tracy Whitehead .....	1	6	6.0	6	0
Cameron Crabtree .....	1	21	21.0	21	0
Joey Bishoff .....	1	3	3.0	3	0

## RUSHING

	Att	Yds	Avg	TD	Long
VandeMerkt, Billy .....	102	443	4.3	4	43
Shelton, Braxton .....	102	422	4.1	1	51
Lane, Horace .....	87	296	3.4	2	36
Wilson, James .....	46	278	6.0	1	51
Crabtree, Cameron .....	31	126	4.1	3	16
Martinez, Sean .....	24	92	3.8	2	28
Walker, Julian .....	3	15	5.0	0	8
Voss, Gavin .....	2	-2	-1.0	0	0
TEAM .....	3	-2	-0.7	0	0
Borlik, Tate .....	3	-9	-3.0	0	0
Total .....	403	1659	4.1	13	51

## RECEIVING

	Rec	Yds	Avg	TD	Long
Walker, Julian .....	94	1082	11.5	11	65
Bishoff, Joey .....	36	353	9.8	5	28
Cooper, Jamicha .....	19	356	18.7	5	52
Callaghan, Tyler .....	15	202	13.5	2	27
Wilson, James .....	14	135	9.6	0	28
Crabtree, Cameron .....	12	62	5.2	0	22
Shelton, Braxton .....	11	190	17.3	4	61
Slater, Watoris .....	6	99	16.5	2	25
Williams, Christian .....	6	48	8.0	0	13
Hines, Alphonso .....	4	38	9.5	0	18
Martinez, Sean .....	3	45	15.0	0	28
Lane, Horace .....	3	8	2.7	0	8
Vaughn, Scott .....	1	8	8.0	0	8
Axel, TJ .....	1	5	5.0	0	5
Green, Pierre .....	1	3	3.0	0	3
Total .....	226	2634	11.7	29	65

## KICK RETURNS

	Ret	Yds	Avg	TD	Long
Martin, Sheldon .....	18	389	21.6	0	51
Whitehead, Tracy .....	12	298	24.8	0	50
Crabtree, Cameron .....	9	155	17.2	0	25
Butler, Gerry .....	6	130	21.7	0	30
Vaughn, Scott .....	4	32	8.0	0	13
Byrd, Drew .....	1	14	14.0	0	14
Sprayberry, Cody .....	1	4	4.0	0	4
Jozefowicz, Stephen .....	1	7	7.0	0	7
Total .....	52	1029	19.8	0	51

## INTERCEPTIONS

	No	Yds	Avg	TD	Long
Byrd, Drew .....	2	-12	-6.0	0	0
Yeoman, Gary .....	2	16	8.0	0	14
Scott, Jamyl .....	1	1	1.0	0	1
Martin, Sheldon .....	1	25	25.0	0	25
Dellumo, Dan .....	1	6	6.0	0	6
Sprayberry, Co .....	1	20	20.0	1	20
Total .....	8	57	7.1	1	25

## FUMBLE RETURNS

	No	Yds	Avg	TD	Long
Jamyl Scott .....	1	37	37.0	0	37
Anthony Beltrano .....	1	0	0.0	0	0
Total .....	2	37	18.5	0	37

## PUNTING

	No.	Yds	Avg	Lg	TB	FC	I20	Blkd
Voss, Gavin .....	57	2081	36.5	63	2	5	18	1
TEAM .....	1	0	0.0	0	0	0	0	0

## PASSING

	Att	Comp	Int	Yards	Pct	TD	Long	Avg/G
Billy VandeMerkt .....	211	350	11	2,417	60.3	25	65	219.7
Tate Borlik .....	12	20	1	147	60.0	1	43	16.3
Julian Walker .....	3	3	0	70	1.000	3	43	6.4
Total .....	226	373	12	2,634	60.6	29	65	239.5
Opponents .....	194	363	5	2,456	53.4	23	99	223.3



# 2012 FINAL STATISTICS

DEFENSIVE STATISTICS	UT	AT	Tackles	TFL/yards	Sacks	INT	PBU	FR	FF
52 Wimbley, Joel	67	31	98	10.5-39	3.0-16	.	2	1-0 1	.
54 Yeoman, Gary	55	32	87	11.0-33	2.5-20	.	3	1-0	2
4 Byrd, Drew	41	30	71	1.0-2	.	.	3	1-0	.
1 Martin, Sheldon	41	25	66	3.0-11	.	1-13	4	.	.
18 Pettis, Frank	31	13	44	.	.	.	1	.	1
10 Dallaway, Silmore	24	18	42	3.5-10	.	.	1	1-0	.
90 French, Cody	20	19	39	4.0-18	0.5-11	.	1	1-0	.
55 Glover, Jevan	23	15	38	4.0-14	1.5-10	.	2	.	.
2 Scott, Jamyl	29	7	36	2.5-4	1.0-1	.	1	.	.
21 Edgerton, Chris	18	10	28	1.0-1	.	1-0 3	.	.	.
8 Isom, Kevin	17	9	26	1.0-1	.	1-0	6	1-0	1
51 Sprayberry, Chad	10	11	21	4.0-26	3.0-23	.	.	.	.
91 Exford, Malcolm	12	6	18	4.0-38	.	.	.	.	1
26 Nowakowski, Jensen	13	3	16	0.5-1	.	.	2	.	.
50 Sprayberry, Cody	10	5	15	1.0-5	.	.	1	.	1
71 Pride, Travis	5	8	13	.	.	.	.	1-0	.
15 Hardy, Chales	4	8	12	1.0-9	1.0-9	.	1	1-0	.
66 Malone, Mike	5	6	11	0.5-5	0.5-5	.	.	.	.
98 Mbah, Ugo	4	7	11	2.0-7	.	.	.	.	.
23 Wilson, James	7	4	11	.	.	.	.	.	.
14 Slater, Watoris	7	3	10	.	.	.	.	.	.
84 Hoekzema, Matt	3	7	10	1.0-1	.	.	1	.	.
53 Dellumo, Dan	5	3	8	2.0-3	.	.	.	.	.
48 Frederick, John	6	1	7	.	.	.	.	.	.
99 Sow, Djibril	5	2	7	.	.	.	.	.	.
28 Karallas, Giorgio	1	5	6	.	.	.	.	1-0	.
56 Heinzman, Eric	5	.	5	2.0-14	1.0-12	.	.	.	.
13 Whitehead, Tracy	4	.	4	.	.	2-0	.	.	.
30 Banks, Cordarryl	2	2	4	.	.	.	.	1-0	.
44 Jozefowicz, Stephen	2	1	3	.	.	.	.	.	.
88 Axel, TJ	3	.	3	.	.	.	.	.	.
5 Walker, Julian	1	1	2	.	.	.	.	.	.
43 Soulis, Andrew	2	.	2	.	.	.	.	.	.
74 Robinson, Pat	1	.	1	.	.	.	.	.	.
34 Brown, Raymond	.	1	1	0.5-0	.	.	.	.	.
9 VandeMerkt, Billy	1	.	1	.	.	.	.	.	.
25 Shelton, Braxton	.	1	1	.	.	.	.	.	.
TM TEAM	1	.	1	1.0-6	1.0-6	.	.	.	1
19 Voss, Gavin	1	.	1	.	.	.	.	.	.
83 Cooper, Jamicha	1	.	1	.	.	.	.	.	.
33 Gallinatti, Tony	.	1	1	.	.	.	.	.	.
32 Bishoff, Joey	1	.	1	.	.	.	.	.	.
57 Lopez, Jose	1	.	1	.	.	.	.	.	.
73 Styla, Jake	.	1	1	.	.	.	.	.	.
Total	491	303	794	61-248	15-113	5-13	32	10-0	8
Opponents	474	297	771	78-263	20-95	12-176	37	10-36	13



# 2012-13 AWARDS

## 2012 Top Performances Single Game

### Team Offense

Rushing Yards.....	290	at Kentucky Wesleyan
Rushing Touchdowns.....	2	Six Times
Passing Yards.....	449	at William Jewell
Passing Touchdowns.....	9	at William Jewell
Total Yards .....	705	at William Jewell
Yards Per Play.....	10.2	at William Jewell
Points .....	65	at William Jewell
First Downs .....	29	at Valparaiso
		at William Jewell

### Team Defense

Fewest Rushing Yards Allowed.....	57	at Kentucky Wesleyan
Fewest Passing Yards Allowed .....	159	at Charleston
Fewest Total Yards Allowed.....	273	at Kentucky Wesleyan
Fewest Points Allowed.....	19	at McKendree
Sacks .....	4	at Urbana
Interceptions.....	1	Five Times

### Individual Offense

Rushing Yards.....	157	Braxton Shelton at KY. Wesleyan
Rushing Attempts .....	28	Horace Lane vs Central State
Rushing Touchdowns.....	2	Billy VandeMerkt at Robert Morris
Passing Yards.....	449	Billy VandeMerkt at William Jewell
Pass Completions .....	38	Billy VandeMerkt at Robert Morris
Passing Touchdowns.....	9	Billy VandeMerkt at William Jewell
Receptions .....	15	Julian Walker at McKendree
Receiving Yards .....	206	Julian Walker at William Jewell
Receiving Touchdowns .....	4	Julian Walker at William Jewell

### Individual Defense

Tackles .....	17	Joel Wimbley at McKendree
Tackles for Loss.....	3	Joel Wimbley vs Quincy
		Malcolm Exford vs Quincy
		Gary Yeoman vs Missouri S&T
Interceptions.....	1	Tracey Whitehead, (Twice)
		Kevin Isom vs Central State
		Chris Edgerton vs Quincy
		Sheldon Martin at McKendree
Sacks .....	1.5	Gary Yeoman at Robert Morris

### Longest Plays

Rush.....	51	James Wilson at William Jewell
		Braxton Shelton at KY. Wesleyan
Pass .....	65	Billy VandeMerkt at William Jewell
Pass Reception.....	65	Julian Walker at William Jewell
Field Goal.....	41	Gavin Voss vs Quincy
Punt.....	63	Gavin Voss vs Central State
Kickoff Return .....	51	Sheldon Martin at William Jewell
Punt Return.....	21	Cameron Crabtree at Valparaiso

## 2012 Academic All-Great Lakes Valley Conference Selections

Tyler Callaghan  
 Brian Collins  
 Evan Cody French  
 Eric Heinzman  
 Jamily Scott  
 James Wilson  
 Gary Yeoman

## 2012 All-Great Lakes Valley Conference Team Selections

First Team  
 Offense  
 WR - Julian Walker \*

Defense  
 LB - Joel Wimbley

Second Team  
 Offense  
 OL - Jakob Styla

Honorable Mention  
 Defense  
 LB - Gary Yeoman  
 DB - Drew Byrd

## 2012 Beyond Sports College Network All-American

Honorable Mention  
 WR - Julian Walker

## 2013 Beyond Sports College Network Preseason All-American

Honorable Mention  
 WR - Julian Walker

## 2013 Collegiate Development Football League All-American

Second Team  
 WR - Julian Walker



# SINGLE-GAME RECORDS

## Individual

Most Points	31	Keith Fingerhut vs. Eastern Michigan, 11/16/57
Most Touchdowns	5	Keith Fingerhut vs. Eastern Michigan, 11/16/57
Most PATs	8	Gavin Voss at William Jewell, 10/20/12
Most Rushing Yards	281	Keith Fingerhut vs. Eastern Michigan, 11/16/57
Most Passing Yards	449	Billy VandeMerkt at William Jewell, 10/20/12
Most Receiving Yards	237	Dan Paulsen vs. Tiffin, 11/11/06
Most Rush Attempts	42	Greg Ford at Fairmont State, 10/28/06
		Rory Johnson vs. Evansville, 10/3/87
Most Pass Attempts	64	Anthony Lindsey vs. Tiffin, 11/11/06
Most Completed Passes	38	Billy VandeMerkt at Robert Morris, 9/15/12
Most Receptions	15	Julian Walker at William Jewell, 10/20/12
Most TD Passes	9	Billy VandeMerkt at William Jewell, 10/20/12
Most TD Receptions	4	Julian Walker at William Jewell, 10/20/12
Most Interceptions	4	Joe Helmer vs. Illinois Benedictine, 9/13/86
Most Tackles	23	Erik Wolfe vs. Austin Peay, 11/2/02
Most Sacks	3	Ethan Tyler at Wayne State, 9/9/06
		LaVarr Brown vs. Austin Peay, 11/5/05
		Kevin Rees vs. Lincoln, 11/20/04
		Stan Mucenski vs. Kentucky Wesleyan, 10/4/03
		Jamin Davis vs. Valparaiso, 10/21/00
		Orlan Foster vs. Union, 10/19/96
		Todd Dibkey vs. Wilmington, 10/12/96
		Zac Wells vs. Indianapolis, 11/12/94
		Kevin Toman vs. Northwood, 9/11/93
Longest Field Goal	57	Erich Hitzeman vs. Wayne State, 11/13/99
Longest Punt	81	Arthur Gilpin vs. Detroit Tech, 10/25/41
Longest Run	92	Les Klein vs. Northwest Missouri State, 9/21/57
Longest Pass	97	Scott Moore to Marty Corley vs. California (Pa.), 9/27/97
		Mike Maltby to Russell Dennick vs. Franklin, 10/29/83
Longest Kickoff Return	100	Bob Hamman vs. Butler, 10/17/54
Longest Punt Return	85	Scott Grove vs. Ashland, 11/14/81
Longest INT Return	88	David Ortiz vs. Kentucky Wesleyan, 10/10/98
Longest Fumble Return	53	Gil Murillo vs. Indiana State, 9/24/98



Billy VandeMerkt set SJC and GLVC records with nine touchdown passes in a single game in 2012. His 449 passing yards against William Jewell also set school and league records.



Julian Walker's established GLVC records in 2013 while also setting SJC marks for 15 catches in a single game and 94 catches in a single season.

## Team

Most Points	71	vs. Navy Pier, 11/10/56
Most Points, both teams	114	at William Jewell, 10/20/12
Largest Victory Margin	71-0	vs. Navy Pier, 11/10/56
Most Touchdowns	11	vs. Navy Pier, 11/10/56
Most Rushing Touchdowns	11	vs. Navy Pier, 11/10/56
Most Passing Touchdowns	9	vs. William Jewell, 10/20/12
Most PATs Made	9	vs. Wilmington, 10/12/96
Most Rushing Yards	502	vs. Indiana State, 10/17/58
Most Passing Yards	479	vs. Butler, 9/30/89
Most Total Yards	705	at William Jewell, 10/20/12
Least Rushing Yards Allowed	-10	vs. Valparaiso, 10/23/82
Least Passing Yards Allowed	-4	vs. Loras, 10/10/59
Least Total Yards Allowed	17	vs. Eastern Michigan, 11/16/57
Most Rushing Attempts	82	vs. Valparaiso, 10/6/56
Most Passing Attempts	64	vs. Tiffin, 11/11/06
Most Completed Passes	38	at Robert Morris (IL), 9/15/12
Most Interceptions	8	vs. Illinois Benedictine, 9/13/86
Most Quarterback Sacks	9	vs. Valparaiso, 10/8/05
	9	vs. Lincoln, 11/20/04
		vs. Evansville, 10/3/87
Most First Downs	30	vs. Quincy, 10/2/99
Most First Downs Rushing	24	vs. Ball State, 11/2/57
	24	vs. Butler, 9/30/89
Most First Downs Passing	24	vs. Lincoln, 9/17/05
Most First Downs by Penalty	10	



# SINGLE-SEASON RECORDS

## Rushing Yards

Name	Year	Yds
1. Rory Johnson	1987	1,466
2. Rory Johnson	1986	1,102
3. Jashon Banks	2009	1,034
4. Jimmy Allen	1989	1,006
5. Keith Fingerhut	1957	982
6. Greg Ford	2006	887
7. Harry Vinegar	1991	882
8. Jamon Buggs	1995	840
9. Larry Smith	1998	828
10. Jashon Banks	2008	801

## Rushing Touchdowns

Name	Year	TDs
1. Jimmy Allen	1989	20
2. Rory Johnson	1987	15
3. Jason Baldwin	1998	13
Larry Smith	1998	13
Keith Fingerhut	1957	13
Terrence Freeman	2009	13
7. Jashon Banks	2010	11
8. Jashon Banks	2008	10
9. Rory Johnson	1986	9
Jashon Banks	2009	9

## Rushing Attempts

Name	Year	Att
1. Rory Johnson	1987	259
2. Jimmy Allen	1989	224
3. Harry Vinegar	1991	210
4. Greg Ford	2006	206
5. Larry Smith	1996	205
6. Larry Smith	1998	197
7. Jimmy Allen	1990	192
8. Rory Johnson	1986	191
9. Nate Durant	2003	190
10. Rory Johnson	1985	188

## Scoring

Name	Year	Pts
1. Jimmy Allen	1989	138
2. Larry Smith	1998	96
Rory Johnson	1987	96
4. Jashon Banks	2008	80
Erich Hitzeman	1998	80
Keith Fingerhut	1957	80
7. Jason Baldwin	1998	78
Terrence Freeman	2009	78
9. Greg Ford	2006	72
Dan Paulsen	2004	72

## Total Offense

Name	Year	Yds
1. Billy VandeMerkt	2012	2,860
2. Anthony Lindsey	2005	2,849
3. Anthony Lindsey	2006	2,722
4. Mike Houston	1980	2,547
5. Mike Maltby	1983	2,426
6. Anthony Lindsey	2004	2,362
7. Anthony Lindsey	2007	2,240
8. Brian Hassett	1989	2,215
9. Damon Randolph	1988	1,998
10. John Fazio	1982	1,928

## Team Single Season Records

Rushing Yards	3295	1998
Rushing Attempts	658	1996
Rushing Touchdowns	42	1957
Yards Per Rush	5.80	1957
Yards Per Game	349.8	1957
Passing Attempts	475	1983
Passing Completions	263	2005
Passing Yards	2907	2005
Passing Touchdowns	29	2012
Pass Completion Pct.	.638	2005
Yards Per Completion	21.45	1956
Yards Per Game	268.0	1982
Interceptions Thrown	29	1968/1983
Total Offense	4556	1996
Total Offense/Game	425.2	1989
All-Purpose Yards	5671	1996
All-Purpose Yards/Game	558.8	1989
Points	385	1996
Touchdowns	54	1956
Interceptions Caught	27	1986/1998
Punt Return Average	16.69	1966
Kickoff Return Average	25.44	1998
Tackles for Loss	117	2004
Sacks	35	1997

## Passing Yards

Name	Year	Yds
1. Anthony Lindsey	2006	2,863
2. Anthony Lindsey	2005	2,860
3. Mike Houston	1980	2,433
4. Mike Maltby	1983	2,426
5. Billy VandeMerkt	2012	2,417
6. Anthony Lindsey	2004	2,415
7. Anthony Lindsey	2007	2,320
8. Brian Hassett	1989	2,215
9. Damon Randolph	1988	1,998
10. John Fazio	1982	1,928

## Passing Touchdowns

Name	Year	TDs
1. Anthony Lindsey	2006	27
2. Billy VandeMerkt	2012	25
3. Anthony Lindsey	2004	24
4. Mike Houston	1980	22
5. Mike Houston	1979	19
6. Anthony Lindsey	2007	18
7. Anthony Lindsey	2005	18
8. Brian Hassett	1989	15
9. Mike Maltby	1983	14
10. Larry Smith	1996	13
John Fazio	1982	13
Mike Hladik	2008	13

## Completion Pct.

Name	Year	Pct.
1. Billy VandeMerkt	2010	.648
2. Anthony Lindsey	2005	.640
3. Anthony Lindsey	2006	.627
4. Anthony Lindsey	2007	.617
5. Billy VandeMerkt	2011	.611
6. Billy VandeMerkt	2012	.603
7. John Fazio	1982	.586
8. Mike Hladik	2008	.581
9. Mike Houston	1978	.580
10. Mike Hladik	2009	.573

## Pass Completions

Name	Year	No.
1. Anthony Lindsey	2005	259
2. Anthony Lindsey	2006	244
3. Billy VandeMerkt	2012	211
4. Mike Maltby	1983	207
5. Anthony Lindsey	2007	203
6. Anthony Lindsey	2004	194
7. Billy VandeMerkt	2011	179
8. Mike Houston	1980	176
9. John Fazio	1982	173
10. Mike Houston	1979	167

## Pass Attempts

Name	Year	No.
1. Mike Maltby	1983	445
2. Anthony Lindsey	2005	405
3. Anthony Lindsey	2006	389
4. Billy VandeMerkt	2012	350
5. Anthony Lindsey	2004	347
6. Anthony Lindsey	2007	329
7. Mike Houston	1980	317
8. Dave Jordy	1992	308
9. Brian Hassett	1989	307
10. Mike Houston	1979	305

## Receiving Yards

Name	Year	Yds
1. Dan Paulsen	2006	1,121
2. Julian Walker	2012	1,082
3. Gus Pasquini	1980	986
4. Dan Paulsen	2007	900
5. Dan Paulsen	2004	897
6. Larry Olewinski	1975	861
7. Dennis O'Hara	1986	782
8. Brian Outlaw	1996	736
9. Phil Williams	1992	728
10. Scott Chapman	2011	697

## Receptions

Name	Year	Rec.
1. Julian Walker	2012	94
2. Dan Paulsen	2006	82
3. Gus Pasquini	1980	73
4. Dan Paulsen	2007	66
Scott Chapman	2011	66
6. Julian Walker	2011	59
7. Dennis O'Hara	1986	57
8. Keith Jones	1982	54
9. Larry Olewinski	1974	53
10. Keith Jones	1983	53

## Touchdown Receptions

Name	Year	TDs
1. Dan Paulsen	2004	11
Julian Walker	2012	11
3. Dan Paulsen	2006	9
4. Brian Outlaw	1996	9
5. Dennis O'Hara	1986	8
Gus Pasquini	1979	8
7. Gus Pasquini	1980	7
John Hiltz	1971	7
George Sherwood	1956	7
10. Lonnie Hurst	2006	6
John Geske	1980	6
Chuck Sharkey	1980	6
Larry Olewinski	1973	6
Mike Sheahan	1966	6



# SINGLE-SEASON RECORDS

## Tackles

Name	Year	No.
1. Matt Brace	1990	178
2. Matt Brace	1991	177
3. Matt Brace	1989	169
4. Elbert Henderson	1998	147
5. Zac Wells	1995	136
6. Myron Moriarty	1976	134
7. Myron Moriarty	1973	132
8. Ralph Waldecki	1975	128
9. Larry Kissinger	1986	126
10. John Kilmartin	1974	125
10. Myron Moriarty	1974	125

## Tackles for Loss

Name	Year	TFL
1. Jordan Rassam	2004	22
2. Matt Abel	2004	18
3. Anthony Rouba	2011	16.5
4. Rob Perricone	2006	15
Kevin Rees	2005	15
Bobby Jefferson	2001	15
7. Payne Schoen	2004	14.5
8. Stan Mucenski	2003	14
Scott Evans	1989	14
10. Elbert Henderson	1999	13
Jim McDonough	1994	13
Mike Cage	1984	13
Dave Jessie	1984	13
Bill Perry	2009	13

## Sacks

Name	Year	No.
1. Eric Ziolkowski	1996	14
2. Aubrey McCoy	1992	12.5
3. Greg Fingerhut	1984	10
Joe Bezilla	1979	10
5. Scott Evans	1991	9.5
6. Terry Robichaud	1980	9
7. Todd Dibkey	1997	8
Scott Evans	1988	8
Mark Malott	1980	8
10. Aaron Thomas	1998	7
Kevin Toman	1993	7
Jim DeFalco	1985	7
John Misiara	1981	7
Kevin Forrest	1980	7
John Misiara	1980	7

Greg Ford concluded his collegiate career in 2007 as SJC's No. 2 all-time leading rusher.



## Punt Return Yards

Name	Year	Yds
1. Grant Dean	2005	319
2. Scot Grove	1981	294
3. Chris Carlson	1986	215
4. Duwayne Mill	1978	197
5. Grant Dean	2004	196
6. Scot Grove	1982	191
7. Varon Cantrell	2000	184
8. Landon Langham	2003	182
9. Larry Kissinger	1984	177
10. Paul Kiffner	1967	158

## Field Goals Made

Name	Year	No.
1. Erich Hitzeman	1998	13
2. Erich Hitzeman	1999	12
3. Dave Gandolph	1971	11
4. Erich Hitzeman	1997	9
Bob Budzielek	1988	9
Craig Giancola	1981	9
Michael Binder	2008	9
8. Michael Binder	2006	8
Brandon Deardorff	2004	8
10. Mike Malaski	1994	7
Russ Thomason	1992	7
Tony Hoop	1986	7
Bob Hoop	1983	7
Craig Giancola	1982	7
Gavin Voss	2012	7

## Interceptions

Name	Year	INTs
1. Joe Helmer	1986	11
2. Bill Pospisil	1970	9
3. Brian Stultz	1998	7
4. David Ortiz	1999	6
James Toombs	1988	6
Joe Helmer	1987	6
Sam Cullis	1981	6
Jim Finnerty	1979	6
Roy Kuennen	1976	6
Bill Pospisil	1969	6

## Kickoff Return Yards

Name	Year	Yds
1. James Toombs	1988	627
2. James Toombs	1987	609
3. DeQwan Young	2007	592
4. Phil Williams	1990	561
5. David Shabazz	1998	554
6. Carlos Phillips	1973	511
7. Roy Kuennen	1975	502
8. Deshon McClendon	2009	498
9. Matt Joseph	2003	497
10. Grant Dean	2004	484



Anthony Lindsey graduated as the holder of nearly every SJC passing record.

## All-Purpose Yards

Name	Year	Yards
1. Rory Johnson	1987	1,597
2. Carlos Phillips	1973	1,324
3. Gus Pasquini	1980	1,296
4. George Connelly	1960	1,233
5. Jimmy Allen	1989	1,214
6. Brian Outlaw	1996	1,174
7. Jashon Banks	2008	1,169
Greg Ford	2006	1,169
Rory Johnson	1986	1,169
10. Phil Williams	1992	1,165

## PAT Kicks Made

Name	Year	No.
1. Erich Hitzeman	1996	42
2. Erich Hitzeman	1998	39
3. Erich Hitzeman	1997	38
4. Brandon Deardorff	2004	36
5. Michael Binder	2008	34
6. Gavin Voss	2012	33
7. Michael Binder	2007	32
Michael Binder	2006	32
9. Tony Hoop	1986	31
Ray Banary	1979	31
Kevin Quackenbush	2010	31

## Punting Average

Name	Year	Avg
1. Joe Whalen	1965	42.29
2. Kevin Quackenbush	2008	39.39
3. Erich Hitzeman	1998	39.22
4. Justin Long	2003	38.79
5. Justin Long	2002	38.20
6. Don Azzarito	1987	37.73
7. Justin Long	2004	37.25
8. Duwayne Mill	1977	37.03
9. Jeff Fairchild	1989	36.95
10. Jason Miskus	1992	36.69



# CAREER RECORDS



Jimmy Allen was the Division II national leader in scoring with 138 points in 1989.

## Rushing Yards

Name	Years	Yds
1. Rory Johnson	1984-87	3,144
2. Jashon Banks	2007-10	3,073
3. Greg Ford	2004-07	2,620
4. Jimmy Allen	1987-90	2,610
5. Larry Smith	1995-98	2,309
6. Harry Vinegar	1989-93	1,943
7. Mike Murphy	1956-59	1,578
8. Larry Shelton	1976-79	1,541
9. Greg Duggin	1974-77	1,490
10. Terrence Freeman	2006-09	1,479

## Rushing Touchdowns

Name	Years	TDs
1. Jashon Banks	2007-10	35
2. Jimmy Allen	1987-90	33
3. Rory Johnson	1984-87	27
4. Mike Murphy	1956-59	26
5. Larry Smith	1995-98	26
6. Terrence Freeman	2006-09	26
7. Greg Ford	2004-07	23
8. Keith Fingerhut	1956-57	19
9. Jason Baldwin	1997-99	18
10. Mike Houston	1978-81	17

## Rushing Attempts

Name	Years	Att
1. Jimmy Allen	1987-90	658
2. Rory Johnson	1984-87	640
3. Greg Ford	2004-07	633
4. Larry Smith	1995-98	605
5. Jashon Banks	2007-10	561
6. Harry Vinegar	1989-93	500
7. Keith Jones	1980-83	400
8. Larry Shelton	1976-79	399
9. Greg Duggin	1974-77	375
10. Jim Taylor	1971-74	367
10. Mike Murphy	1956-59	367

## Passing Yards

Name	Years	Yds
1. Anthony Lindsey	2004-07	10,458
2. Mike Houston	1978-81	6,815
3. Billy VandeMerkt	2010-pres.	4,952
4. Dave Jordy	1991-94	4,741
5. Pat Leonard	1984-87	4,173
6. Jeff Taylor	1973-76	3,977
7. Mike Hladik	2008-10	3,484
8. Mike Maltby	1982-83	3,153
9. Duffy Hagist	1964-66	2,914
10. Bill Reagan	1971-73	2,725

## Passing Touchdowns

Name	Years	TDs
1. Anthony Lindsey	2004-07	87
2. Mike Houston	1978-81	57
3. Billy VandeMerkt	2010-pres.	43
4. Bill Reagan	1971-73	28
5. Dave Jordy	1991-94	26
6. Pat Leonard	1984-87	25
7. Mike Hladik	2008-10	23
8. Larry Smith	1995-98	20
Mike Maltby	1982-83	18
10. Terry Campbell	1969-71	17

## Completion Pct.

Name	Years	Pct.
1. Billy VandeMerkt	2010-pres.	.614
2. Anthony Lindsey	2004-07	.612
3. John Fazio	1981-82	.580
4. Mike Hladik	2008-10	.572
5. Mike Houston	1978-81	.559
6. Pat Leonard	1984-87	.531
7. Tim Miloserny	1984-85	.524
8. Brian Hassett	1986-89	.522
9. Bill Reagan	1971-73	.499
10. Damon Randolph	1985-88	.495

## Pass Completions

Name	Years	No.
1. Anthony Lindsey	2004-07	900
2. Mike Houston	1978-81	576
3. Billy VandeMerkt	2010-pres.	482
4. Dave Jordy	1991-94	377
5. Pat Leonard	1984-87	350
6. Mike Hladik	2008-10	323
7. Jeff Taylor	1973-76	291
8. Mike Maltby	1982-83	263
9. Duffy Hagist	1964-66	240
10. Bill Reagan	1971-73	203

## Pass Attempts

Name	Years	No.
1. Anthony Lindsey	2004-07	1,470
2. Mike Houston	1978-81	1,031
3. Dave Jordy	1991-94	818
4. Billy VandeMerkt	2010-pres.	785
5. Pat Leonard	1984-87	659
6. Jeff Taylor	1973-76	646
7. Mike Hladik	2008-10	565
8. Mike Maltby	1982-83	554
9. Duffy Hagist	1964-66	539
10. Bill Reagan	1971-73	407

## Receiving Yards

Name	Years	Yds
1. Dan Paulsen	2004-07	3,581
2. Larry Olewinski	1973-76	2,072
3. Julian Walker	2009-pres.	1,817
4. Dennis O'Hara	1983-86	1,693
5. Rodney Lewis	1986-89	1,678
6. Brian Outlaw	1995-97	1,506
7. Mack Ogletree	2007-10	1,496
8. Gus Pasquini	1979-80	1,488
9. Sean Winchell	1988-91	1,414
10. Scott Chapman	2007-11	1,398

## Receptions

Name	Years	Rec.
1. Dan Paulsen	2004-07	238
2. Julian Walker	2009-pres.	183
3. Mack Ogletree	2007-10	135
4. Rodney Lewis	1986-89	132
5. Keith Jones	1980-83	126
6. Dennis O'Hara	1983-86	122
7. Larry Olewinski	1973-76	120
8. Gus Pasquini	1979-80	118
9. Scott Chapman	2007-11	110
10. Greg Ford	2004-07	103

## Touchdown Receptions

Name	Years	TDs
1. Dan Paulsen	2004-07	29
2. Brian Outlaw	1994-97	15
Gus Pasquini	1979-80	15
Julian Walker	2009-pres.	15
5. Dennis O'Hara	1983-86	14
6. Mack Ogletree	2007-10	12
7. Justin Long	2001-04	10
Russell Dennick	1981-84	10
Chuck Sharkey	1978-80	10
Dave Bormann	1978-81	10
Mike Sheahan	1965-66	10



# CAREER RECORDS



SJC all-time scoring leader Erich Hitzeman

## Miscellaneous Career Records

Total Touchdowns Scored	Jimmy Allen	38	2007-10
Yards Per Rush	Marty Corley	7.5	1996-97
Interceptions Thrown	Mike Houston	83	1978-81
Passing Efficiency	Anthony Lindsey	134.8	2004-07
Yards Per Pass	Larry Smith	8.4	1995-98
Yards Per Completion	Larry Smith	17.3	1995-98
Yards Per Reception	John Hiltz	21.9	1969-71
All-Purpose Yards Per Game	Carlos Phillips	125.6	1972-73
Punt Returns	Grant Dean	78	2004-07
Punt Return TDs	George Badke	2	1965-67
Punt Return Avg	Mack Ogletree	15.73	2007-10
Kick Returns	James Toombs	85	1985-88
Kick Return TDs	James Toombs	3	1985-88
Kick Return Avg	Brian Outlaw	24.90	1995-97
Interception Return Yards	David Ortiz	350	1996-99
Interception TDs	Bill Pospisil	3	1969-71

## Scoring

Name	Years	Pts
1. Erich Hitzeman	1996-99	260
2. Jashon Banks	2007-10	230
3. Jimmy Allen	1987-90	226
4. Terrence Freeman	2006-09	204
5. Dan Paulsen	2004-07	188
6. Michael Binder	2005-08	182
7. Greg Ford	2004-07	174
8. Rory Johnson	1984-87	168
9. Larry Smith	1995-98	164
10. Mike Murphy	1956-59	156

## Total Offense

Name	Years	Yds
1. Anthony Lindsey	2004-07	10,173
2. Mike Houston	1978-81	7,004
3. Billy VandeMerkt	2010-pres.	5,557
4. Dave Jordy	1991-94	5,031
5. Larry Smith	1995-98	4,471
6. Pat Leonard	1984-87	4,177
7. Jeff Taylor	1973-76	4,009
8. Mike Hladik	2008-10.	3,210
9. Mike Maltby	1982-83	3,153
10. Rory Johnson	1984-87	3,144

## Tackles

Name	Years	No.
1. Matt Brace	1988-91	608
2. Myron Moriarty	1973-76	441
3. Ralph Waldecki	1974-78	394
4. Terry Davisson	1963-66	387
5. Elbert Henderson	1996-99	371
6. Zac Wells	1993-96	363
7. Joe Kearns	1972-75	325
8. Mike Beatty	1972-75	323
9. Matt Abel	2001-04	293
10. Mark Greiner	1975-78	290

## Tackles for Loss

Name	Years	TFL
1. Jordan Rassam	2001-04	43
2. Kevin Rees	2002-05	42
2. Sam Gonzales	2008-11	36
4. Matt Abel	2001-04	34
Anthony Rouba	2008-11	34
5. Payne Schoen	2004-	33
6. Fred Blanton	2004-07	31
7. LaVarr Brown	2003-06	30.5
Cory Sanders	2003-06	30.5
9. Devin Dubose	2006-09	30
Elbert Henderson	1996-99	30

## Quarterback Sacks

Name	Years	No.
1. Scott Evans	1998-91	19.5
2. Sam Gonzales	2008-11	18
3. Greg Fingerhut	1981-84	17
4. Joe Bezilla	1977-80	17
5. John Taylor	1981-83	15
6. John Misiora	1979-81	15
7. Eric Ziolkowski	1993-96	14
8. Aubrey McCoy	1989-92	13.5
Athony Rouba	2008-11	13.5
10. Todd Dibkey	1994-97	13
Jim McDonough	1991-94	13
Terry Robichaud	1979-82	13

## Kickoff Return Yards

Name	Years	Yds
1. James Toombs	1985-88	2,072
2. Grant Dean	2004-07	1,309
3. Brian Outlaw	1995-97	1,270
4. Rico Epps	1999-2002	1,097
5. Phil Williams	1989-92	1,021
6. Mack Ogletree	2007-10	1,015
7. Deshon McClendon	2007-09	934
8. Roy Kuennen	1975-76	874
9. Carlos Phillips	1972-73	826
10. John Hiltz	1969-71	788

## Punt Return Yards

Name	Years	Yds
1. Grant Dean	2004-07	610
2. Scot Grove	1979-82	603
3. Bill Pospisil	1969-71	405
4. Duwayne Mill	1977-78	352
5. George Badke	1965-67	338
6. Larry Kissinger	1983-86	316
7. Mike Bettinger	1977-79	285
8. Les Klein	1957-59	272
9. David Ortiz	1996-99	258
10. Chris Carlson	1985-86	242

## Field Goals Made

Name	Years	No.
1. Erich Hitzeman	1996-99	41
2. Michael Binder	2005-08	25
3. Russ Thomason	1990-93	21
4. Dave Gandolph	1969-71	20
5. Brandon Deardorff	2001-04	17
6. Craig Giancola	1981-82	16
7. Bob Budzielek	1987-88	13
8. Ray Banary	1976-79	13
9. Mike Malaski	1992-95	11
10. Bob Hoop	1980-83	10

## Interceptions

Name	Years	INTs
1. Bill Pospisil	1969-71	20
2. Joe Helmer	1986-87	17
3. David Ortiz	1996-99	16
4. DeQwan Young	2004-07	15
5. James Toombs	1985-88	14
6. Brian Stultz	1996-99	12
Larry Kissinger	1983-86	12
8. Lance Burns	2004-07	11
Rico Epps	1999-2002	11
Montell Pace	1997-2001	11
Scott Babjak	1993-96	11

## All-Purpose Yards

Name	Years	Yards
1. Jashon Banks	2007-10	3,623
2. Dan Paulsen	2004-07	3,581
3. Greg Ford	2004-07	3,453
4. Rory Johnson	1984-87	3,346
5. Jimmy Allen	1987-90	3,095
6. Mack Ogletree	2007-10	3,059
7. Harry Vinegar	1989-93	3,053
8. Brian Outlaw	1995-97	2,900
9. Larry Olewinski	1973-76	2,795
10. Keith Jones	1980-83	2,593

## PAT Kicks Made

Name	Years	No.
1. Erich Hitzeman	1996-99	135
2. Michael Binder	2005-08	107
3. Brandon Deardorff	2001-04	81
4. Ray Banary	1976-79	79
5. Kevin Quackenbush	2008-11	58
6. Dave Gandolph	1969-71	47
7. Tony Hoop	1983-86	45
8. Bob Budzielek	1987-88	42
9. Russ Thomason	1990-93	34
10. Craig Giancola	1981-82	33
Gavin Voss	2012-pres	33

## Punting Average

Name	Years	Avg
1. Justin Long	2001-04	37.38
2. Joe Whalen	1963-65	37.20
3. Kevin Quackenbush	2008-11	36.92
4. Gavin Voss	2012-pres.	36.51
5. Erich Hitzeman	1996-99	36.44
6. Terry Rudnick	1967-69	35.80
7. Milt Payton	1966-68	35.71
8. Gus Pasquini	1979-80	35.38
9. Dan Gandolph	1993-96	35.20
10. Duwayne Mill	1977-78	35.17



# ALL-TIME SCORES AND RECORDS

Rensselaer	1896 (1-0)	W	10-8	Rose Poly Institute	L	14-7	Valparaiso	T	7-7	Central State	L	26-14
Rensselaer	1897 (0-1)	L	22-0	Elmhurst	L	8-6	St. Norbert	L	26-7	DePauw	W	27-13
Rensselaer	1898-1900	No football played		Valparaiso 'B'	W	25-6	Butler	L	21-0	Valparaiso	W	26-0
Rensselaer	1901 (0-1)	L	6-0	Manchester	L	46-0	Ball State	T	6-6	Indiana State	W	27-0
Rensselaer	1902-04	No football played		Canterbury	L	6-0	St. Ambrose	L	31-2	Butler	W	28-13
Rensselaer	1905 (1-0)	W	10-0	Valparaiso	L	26-0	Louisville	T	7-7	Evansville	L	26-13
Rensselaer	1906	No football played		Elmhurst	L	13-0	Indiana State	L	26-6	Ball State	W	28-0
Rensselaer	1907 (2-1)	W	6-2	Canterbury	L	19-6	Loras	L	21-6	Heidelberg	L	14-13
DePaul		L	62-0	Rose Poly Institute	W	24-6	Eastern Illinois	L	19-6	Navy Pier	W	39-12
Rensselaer		W	26-5	Manchester	L	27-0	Ball State	W	33-0	Xavier	L	13-8
Rensselaer	1908-12	No football played		Valparaiso	T	7-7	Louisville	L	20-0	Great Lakes	W	29-0
Rensselaer	1913 (2-0)	W	13-7	Manchester	L	45-0	Valparaiso	L	20-14	DePauw	W	32-0
North Shore		W	45-0	Rose Poly Institute	W	18-6	Loras	L	40-13	Valparaiso	W	35-0
North Shore	1914 (2-1)	W	12-6	Oakland City	W	20-0	St. Ambrose	L	18-7	Indiana State	W	59-13
Holy Cross		L	12-6	Canterbury	W	2-0	Indiana State	W	7-0	Butler	W	31-6
Hammond Maroons		W	33-6	Elmhurst	T	13-13	St. Norbert	L	13-7	Evansville	W	29-0
North Shore		W	10-6	Jordan	L	28-13	St. Norbert	L	39-0	Ball State	W	66-0
Holy Cross W	1915 (2-1)	W	26-0	Toledo	L	26-0	Indiana State	W	33-6	Navy Pier	W	71-0
North Shore		L	12-0	Valparaiso	L	14-13	Canterbury	W	21-0	Montana State*	T	0-0
Hammond Athletics		W	16-0	Louisville	W	2-0	Loras	W	20-0	*NAIA national championship		
Hammond Athletics	1916 (2-1)	W	7-0	Ball State	T	13-13	St. Ambrose	L	20-12	Xavier	L	31-13
Roseland		W	13-7	Canterbury	W	21-0	St. Norbert	L	39-0	Northwest Missouri St.	W	44-0
Hammond AC		W	12-6	Manchester	L	7-6	Indiana State	W	33-6	DePauw	W	7-0
Notre Dame		L	12-6	Wilson	W	33-6	Canterbury	L	21-0	Butler	W	34-13
Notre Dame	1917 (0-2)	L	6-0	Valparaiso	W	7-0	Valparaiso	L	40-6	St. Vincent	W	28-7
DePaul		L	32-6	Ball State	L	6-0	St. Norbert	L	26-0	Indiana State	W	42-0
DePaul	1918	No football played		Louisville	L	13-0	Valparaiso	L	27-0	Ball State	W	55-7
Morocco	1919 (0-2-1)	L	7-0	Canterbury	W	20-19	Indiana State	W	7-0	Evansville	W	25-0
Lafayette		T	0-0	Xavier	L	6-0	St. Ambrose	L	20-12	Eastern Michigan	W	48-13
Goodland		L	56-0	St. Norbert	W	18-13	Ball State	T	7-7	Xavier	L	8-0
Crane	1920 (2-1-1)	L	27-19	Butler	L	27-6	Canterbury	L	14-7	Northeast Oklahoma St.	L	25-14
Lafayette		W	20-12	Valparaiso	W	14-0	Lewis	L	27-12	DePauw	W	32-8
St. Procopius		T	7-7	Xavier	L	19-6	St. Norbert	L	19-7	Butler	L	6-0
Pyramid AC		W	55-0	Louisville	W	24-6	Valparaiso	L	32-3	Indiana State	W	44-0
Valparaiso	1921 (1-2)	L	59-0	Evansville	W	26-7	Butler	W	12-6	Valparaiso	L	15-6
St. Procopius		L	14-6	Canterbury	W	24-6	St. Ambrose	L	35-7	Ball State	W	7-0
St. Procopius		W	20-7	St. Norbert	T	6-6	Ball State	W	39-21	Evansville	W	28-0
American College PE	1922 (1-0-1)	W	27-20	Butler	L	13-6	St. Norbert	L	31-13	Eastern Michigan	W	3-0
Loyola		T	0-0	Toledo	W	3-0	Lewis	L	14-7	1958 (5-4)		
Lake Forest Academy	1923 (1-3)	L	39-0	Loras	W	13-0	Loras	W	14-13	Xavier	L	8-0
Culver Military		L	20-0	Illinois Normal	W	18-7	St. Norbert	L	19-7	Northeast Oklahoma St.	L	25-14
Loyola		L	66-0	Loras	W	19-0	Valparaiso	L	19-7	DePauw	W	19-0
Elmhurst		W	6-0	Illinois Wesleyan	W	19-7	Indiana State	L	32-13	Butler	L	20-7
Culver Military	1924 (0-6)	L	46-7	St. Ambrose	T	13-13	Butler	L	21-3	Loras	L	40-8
Lake Forest Academy		L	103-0	Indiana State	W	19-7	Evansville	L	33-0	Indiana State	L	20-14
Indiana State Normal		L	45-0	St. Norbert	W	19-0	Ball State	L	41-20	Valparaiso	L	16-3
DeKalb Teachers		L	42-0	Butler	W	6-0	St. Norbert	L	21-6	Ball State	W	22-8
Canterbury		L	12-3	Valparaiso	W	32-0	Lewis	L	26-0	Evansville	W	8-7
Elmhurst		L	14-0	No football played			1951 (4-4)	L	14-14	1960 (3-5-1)		
Culver Military	1925-32	No football played		1942 (7-0-1)			W	14-7	Northeast Missouri St.	L	20-0	
Lake Forest Academy		L	103-0	Illinois Normal	W	18-7	St. Ambrose	L	56-0	DePauw	T	7-7
Indiana State Normal		L	45-0	Loras	W	19-0	Valparaiso	L	24-6	Butler	W	24-6
DeKalb Teachers		L	42-0	Illinois Wesleyan	W	19-7	Indiana State	L	32-13	Loras	L	20-7
Canterbury		L	12-3	St. Ambrose	T	13-13	Butler	L	21-3	Indiana State	L	20-14
Elmhurst		L	14-0	Indiana State	W	19-7	Evansville	L	33-0	Valparaiso	L	16-3
Culver Military	1925-32	No football played		St. Norbert	W	19-0	Ball State	L	41-20	Ball State	W	22-8
Lake Forest Academy		L	103-0	Butler	W	6-0	St. Norbert	L	26-0	Evansville	W	8-7
Indiana State Normal		L	45-0	Valparaiso	W	32-0	Lewis	T	14-14	1959 (4-4)		
DeKalb Teachers		L	42-0	No football played			1952 (0-8-1)	L	56-0	Northeast Missouri St.	L	18-16
Canterbury		L	12-3	1943-45	No football played		L	24-6	DePauw	W	19-0	
Elmhurst		L	14-0	1946 (3-4)			Valparaiso	L	32-13	Butler	L	20-7
Culver Military	1925-32	No football played		Valparaiso	W	7-0	Indiana State	L	32-13	Loras	L	40-8
Lake Forest Academy		L	103-0	Loras	W	13-0	Butler	L	21-3	Indiana State	L	20-14
Indiana State Normal		L	45-0	Indiana State	W	19-0	Evansville	L	33-0	Valparaiso	L	16-3
DeKalb Teachers		L	42-0	St. Ambrose	L	14-7	Ball State	L	41-20	Ball State	W	22-8
Canterbury		L	12-3	Louisville	L	13-7	St. Norbert	L	26-0	Evansville	W	8-7
Elmhurst		L	14-0	Butler	L	31-6	Lewis	L	31-13	1960 (3-5-1)		
Culver Military	1925-32	No football played		St. Norbert	L	23-0	Earlham	W	35-7	Northeast Missouri St.	L	20-0
Lake Forest Academy		L	103-0	No football played			DePauw	W	35-13	DePauw	T	7-7
Indiana State Normal		L	45-0	1946 (3-4)			Valparaiso	L	38-18	Butler	W	24-6
DeKalb Teachers		L	42-0	Valparaiso	W	7-0	Indiana State	L	23-14	Wheaton	L	20-13
Canterbury		L	12-3	Loras	W	13-0	Butler	L	47-13	Indiana State	L	21-7
Elmhurst		L	14-0	Indiana State	W	19-7	Evansville	L	26-6	Valparaiso	W	21-14
Culver Military	1925-32	No football played		St. Norbert	W	19-0	Ball State	L	14-6	Ball State	L	23-7
Lake Forest Academy		L	103-0	Butler	W	6-0	St. Norbert	L	12-7	Evansville	W	14-7
Indiana State Normal		L	45-0	Valparaiso	W	32-0	Lewis	L	33-28	Central State	L	18-9
DeKalb Teachers		L	42-0	No football played			1954 (5-4)	W	35-7	1961 (1-7)		
Canterbury		L	12-3	1946 (3-4)			DePauw	W	35-13	Hillsdale	L	28-7
Elmhurst		L	14-0	Valparaiso	W	7-0	Valparaiso	L	38-18	Valparaiso	L	16-6
Culver Military	1925-32	No football played		Loras	W	13-0	Indiana State	W	21-20	Evansville	L	15-13
Lake Forest Academy		L	103-0	Indiana State	W	19-0	Butler	L	40-12	Ball State	L	8-0
Indiana State Normal		L	45-0	St. Ambrose	L	14-7	Evansville	L	27-20	Butler	L	27-7
DeKalb Teachers		L	42-0	Louisville	L	13-7	Ball State	L	26-6	DePauw	W	8-7
Canterbury		L	12-3	Butler	L	31-6	Otterbein	W	27-0	Central State	L	34-16
Elmhurst		L	14-0	St. Norbert	L	23-0	Ohio Northern	W	33-13	Indiana State	L	13-9



# ALL-TIME SCORES AND RECORDS

1962 (4-4-1)			1970 (7-2)			1977 (5-4)			1984 (2-7)		
Hillsdale	L	27-6	Olivet	W	39-7	Wisconsin-Eau Claire	L	17-10	Northeastern Illinois	L	14-7
Central State	T	14-14	Georgetown	L	14-13	Olivet	W	34-0	Wayne State	W	10-6
Valparaiso	W	13-6	Valparaiso	W	38-19	Indiana Central	W	21-19	Evansville	W	37-23
Evansville	W	14-2	DePauw	W	14-3	Franklin	L	31-7	Butler	L	22-17
Ball State	L	14-0	Butler	W	26-24	Butler	L	17-7	Ashland	L	18-7
Butler	W	6-0	Millikin	W	31-15	Wabash	L	25-10	Franklin	L	20-7
DePauw	L	15-0	Wabash	W	27-17	DePauw	W	24-6	Valparaiso	L	31-0
Wheaton	W	25-7	Evansville	L	23-15	Evansville	W	21-7	Indiana Central	L	23-22
Indiana State	L	16-0	Franklin	W	22-0	Valparaiso	W	17-7	Georgetown	L	30-0
1963 (2-7)			1971 (8-2)			1978 (5-4-1)			1985 (3-7)		
Indiana (Pa.)	L	22-6	Indiana Central	W	44-7	Ferris State	T	10-10	Dayton	L	45-14
Central State	L	19-10	Northwood	W	30-10	Northeastern Illinois	L	28-22	Wisconsin-Platteville	W	7-3
Valparaiso	W	14-7	Valparaiso	W	10-6	Olivet	W	27-10	Franklin	L	31-14
Evansville	L	14-0	DePauw	W	45-12	Indiana Central	L	17-0	Evansville	W	10-7
Ball State	L	23-0	Butler	W	24-6	Franklin	W	8-7	Butler	L	31-3
Butler	L	27-0	Millikin	L	17-8	Butler	W	21-17	Ashland	L	23-0
DePauw	W	9-6	Wabash	W	20-7	Wabash	L	24-0	Franklin	L	25-7
Wheaton	L	35-6	Evansville	W	7-3	DePauw	W	23-20	Valparaiso	W	28-21
Indiana State	L	28-0	Franklin	L	28-7	Evansville	L	14-10	Indiana Central	L	41-7
1964 (0-8)			1972 (4-4-1)			1979 (8-2)			1986 (6-4)		
Dayton	L	41-0	Valparaiso	L	7-3	Ferris State	W	28-7	Muskingum	W	27-26
Valparaiso	L	41-8	Northwood	W	27-14	Northeastern Illinois	W	20-18	Illinois Benedictine	W	35-0
Evansville	L	42-0	DePauw	W	8-7	Olivet	W	35-18	Bemidji State	W	37-10
Ball State	L	38-7	Butler	L	33-8	Indiana Central	W	28-7	Evansville	W	15-14
Butler	L	41-0	Franklin	L	14-7	Franklin	L	14-13	Butler	L	32-22
DePauw	L	27-7	Indiana Central	W	35-6	Butler	W	28-23	Ashland	L	17-14
Findlay	L	27-0	Evansville	L	43-34	Wabash	L	46-7	Franklin	W	35-28
Indiana State	L	35-8	Wayne State	T	14-14	DePauw	W	28-10	Valparaiso	L	13-10
1965 (3-5)			1973 (3-7)			1980 (6-4)			1987 (5-4-1)		
DePauw	L	37-13	Illinois Benedictine	W	47-25	Valparaiso	W	24-14	Illinois Benedictine	W	22-12
Butler	L	21-12	Northwood	L	17-13	Ferris State	L	20-15	St. Francis (Ill.)	W	19-14
Indiana State	W	14-6	Wayne State	L	21-13	Franklin	L	31-24	Valparaiso	L	32-3
Defiance	W	14-0	Butler	L	13-7	Olivet	W	14-7	Evansville	W	48-41
Valparaiso	W	15-14	DePauw	L	30-16	Evansville	L	31-27	Butler	L	14-3
Evansville	L	28-6	Evansville	L	34-26	Georgetown	W	13-7	Ashland	T	35-35
Ball State	L	42-19	Franklin	W	17-13	Indiana Central	W	34-21	Franklin	W	49-21
Findlay	L	56-13	Eastern Illinois	L	34-14	Valparaiso	W	29-6	Dayton	W	24-22
1966 (4-4)			1974 (0-9)			1981 (6-3)			1988 (4-6)		
Western Kentucky	L	42-21	Mount Union	L	22-7	Franklin	L	35-2	St. Mary's	L	34-0
DePauw	W	13-7	Wayne State	L	8-6	Northeastern Illinois	W	27-6	St. Francis (Ill.)	L	25-10
Butler	L	20-7	DePauw	L	20-14	Saginaw Valley St.	L	35-25	Baldwin-Wallace	L	20-12
Indiana State	L	19-0	Evansville	L	29-12	Evansville	W	7-3	Butler	L	43-20
Ashland	W	13-6	Franklin	L	30-14	Georgetown	W	17-14	Saginaw Valley St.	L	50-43
Valparaiso	W	17-12	Wabash	L	26-6	Indiana Central	W	9-0	Franklin	L	62-43
Evansville	W	20-14	Indiana Central	L	28-12	Valparaiso	W	21-9	Kentucky State	W	16-3
Ball State	L	29-16	Butler	L	64-26	Ashland	L	33-31	Indianapolis	W	50-34
1967 (3-6)			1975 (2-8)			1982 (4-6)			1989 (4-6)		
Western Kentucky	L	47-7	Olivet	L	17-13	Carson-Newman	L	37-16	Wisconsin-Whitewater	L	39-25
DePauw	L	27-0	Indiana Central	L	38-8	Saginaw Valley St.	W	25-0	St. Francis (Ill.)	L	39-28
Butler	L	27-2	Wayne State	L	42-13	Northeastern Illinois	W	41-9	Baldwin-Wallace	W	33-20
Indiana State	L	13-0	Butler	L	37-8	Evansville	L	26-21	Butler	L	43-28
Wheaton	L	14-7	Wabash	W	14-7	Georgetown	W	31-14	Saginaw Valley St.	W	55-47
Valparaiso	W	34-0	Mount Union	L	55-8	Indiana Central	L	9-7	So. Connecticut St.	L	41-24
Evansville	W	7-3	Franklin	L	14-6	Valparaiso	W	30-10	Dayton	L	39-21
Ball State	W	7-2	DePauw	L	12-7	Franklin	L	32-24	Indianapolis	L	52-49
Illinois Wesleyan	L	22-3	Evansville	L	20-19	Butler	L	31-16	Ashland	W	23-21
1968 (1-8)			1976 (6-3)			1983 (2-7-1)			1990 (3-7)		
North Park	W	35-21	Valparaiso	W	13-6	Grand Valley St.	L	17-14	Grand Valley St.	L	58-16
Dayton	L	57-0	Olivet	W	37-0	Northeastern Illinois	W	24-22	Butler	L	17-10
DePauw	L	20-6	Ferris State	W	38-30	Wayne State	L	42-13	Indianapolis	L	26-17
Butler	L	49-14	Indiana Central	W	17-10	Evansville	T	23-0	Saginaw Valley St.*	L	35-24
Indiana State	L	48-6	Franklin	L	20-19	Evansville	L	17-17	Valparaiso	L	16-14
Wabash	L	21-6	Butler	W	28-18	Georgetown	L	29-27	Ashland	L	31-0
Valparaiso	L	3-0	Wabash	L	16-10	Indiana Central	L	14-7	Hillsdale	L	40-0
Evansville	L	36-0	Franklin	L	16-0	Valparaiso	L	21-10	Wayne State	W	29-9
Ball State	L	47-6	DePauw	W	24-2	Franklin	W	27-21	Northern Michigan	W	23-19
1969 (5-4)						1984 (2-7)					
Olivet	W	46-0	Valparaiso	W	7-3	Franklin	L	24-7	Ferris State	L	30-0
Wabash	W	16-10				Ashland	L	28-7			
Valparaiso	L	19-6									
DePauw	L	26-30									
Butler	W	20-17									
Illinois Wesleyan	W	17-14									
Georgetown	W	20-17									
Evansville	L	49-24									
Franklin	L	27-15									

\*game later forfeited to SJC



# ALL-TIME SCORES AND RECORDS

1991 (4-6)		1996 (9-2)		2001 (2-8)		2007 (4-7)			
Grand Valley St.	L	31-3	Indianapolis	L-OT	28-21	10-0	Grand Valley St.	L	42-14
Butler	L	37-10	West Virginia Tech	W	29-0	23-20	Wayne State	L	42-19
Indianapolis	L	28-10	Indiana State	L	47-14	21-0	Butler	L	8-11
Saginaw Valley St.	L	38-33	California (Pa.)	W	37-7	47-21	Indianapolis	L	16-42
Valparaiso	W	13-10	Quincy	W	34-18	42-0	Kentucky State	W	33-20
Ashland	L	9-0	Wilmington	W	63-7	29-7	Missouri-Rolla	W	35-17
Hillsdale	W	10-0	Union	W	27-22	19-2	Tiffin	L	13-17
Wayne State	L	27-20	Morehead State	W	26-22	24-7	Kentucky Wesleyan	W	49-28
Northern Michigan	W	28-21	Kentucky Wesleyan	W	52-7	17-14	West Chester	L	20-34
Ferris State	W	16-10	Butler	W	49-0	47-14	Central State	L	21-34
			West Liberty State	W	45-9		Lincoln	W	52-7
1992 (1-8-1)		1997 (5-6)		2002 (4-7)		2008 (5-5)			
Grand Valley St.	L	28-18	Indianapolis	L	26-13	41-3	Hillsdale	L	6-49
Butler	L	33-7	West Virginia Tech	W	52-0	W-OT	Kentucky State	L	27-31
Indianapolis	T	24-24	Eastern Illinois	L	41-20	W	Virginia State	W	43-36
Saginaw Valley St.	L	20-18	West Liberty State	L	47-37	41-17	Lake Erie (OH)	W	58-35
Valparaiso	L	16-14	California (Pa.)	W	42-21	W	Lincoln	W	31-10
Ashland	L	21-7	Quincy	W	52-14	54-43	Missouri S&T	L	29-38
Hillsdale	L	14-6	Union	W	60-20	27-21	Fairmont State	W	38-14
Wayne State	L	27-6	Morehead State	L	37-7	40-7	Kentucky Wesleyan	L	36-39
Northern Michigan	W	44-14	Kentucky Wesleyan	W	37-31	21-14	Southwest Baptist	L	7-38
Ferris State	L	23-7	New Haven	L	56-14	42-7	Central State	W	30-7
			Butler	L	20-13	45-0			
1993 (1-8-1)		1998 (7-4)		2003 (2-9)		2009 (5-6)			
Grand Valley St.	L	38-14	Eastern Illinois	L	24-7	L	Hillsdale	L	7-37
Northwood	T	13-13	Tri-State	L	38-35	L	Valparaiso	W	31-6
Indianapolis	L	33-14	Malone	W	51-34	L	Missouri S&T	W	44-41
Saginaw Valley St.	L	13-3	Indiana State	L	38-7	L	Lake Erie (OH)	L	21-31
St. Francis (Ill.)	L	29-0	Quincy	W	37-0	L	Lincoln	W	41-7
Ashland	L	12-0	Kentucky Wesleyan	W	41-14	L	Sam Houston	L	0-41
Hillsdale	L	16-15	Dayton	W	30-17	L	Ohio Dominican	L	14-45
Wayne State	W	38-24	Georgetown	W	41-27	L	Urbana	L	14-21
Northern Michigan	L	24-7	New Haven	L	39-24	L	Kentucky Wesleyan	W	48-7
Ferris State	L	35-13	Valparaiso	W	32-15	L	Southwest Baptist	L	16-28
			Wayne State	W-OT	41-39	L	Central State	W	31-20
1994 (4-7)		1999 (4-7)		2004 (7-4)		2010 (5-5)			
Howard Payne	W	16-6	Indianapolis	L	19-10	L	Truman State	L	23-13
Wayne State	L	38-22	Georgetown	L	33-21	L	Indiana State	L	57-7
Hillsdale	W	29-27	Malone	W	12-6	L	Shepherd	L	55-0
Michigan Tech	L	31-28	Glenville State	L	7-3	L	Valparaiso	W	50-7
Northern Michigan	L	37-10	Quincy	W	41-7	L	Lincoln	W	58-22
Saginaw Valley St.	L	13-12	Kentucky Wesleyan	W	25-17	L	Notre Dame (OH)	W	37-7
Northwood	L	20-14	St. Francis (Ill.)	L-OT	27-24	L	Urbana	W	27-20
St. Francis (Ill.)	W	20-13	Dayton	L	35-6	L	Kentucky Wesleyan	W	43-35
Ashland	L	14-7	New Haven	L	42-21	L	Southwest Baptist	L	51-43
Ferris State	L	17-7	Valparaiso	L	33-10	L	Missouri S&T	L	27-21
Indianapolis	W	19-0	Wayne State	W	23-15	L			
1995 (1-9)		2000 (2-8)		2005 (7-4)		2011 (2-8)			
Wayne State	L	35-9	Indianapolis	L	33-7	L	Ohio Dominican	L	32-20
Hillsdale	L	49-0	St. Francis (Ill.)	L	30-11	L	Shepherd	L	45-7
Northern Michigan	L	28-14	Shepherd	L	34-10	L	Lindenwood	L	55-14
Michigan Tech	L	44-23	Glenville State	L	20-14	L	Southwest Baptist	L	21-19
Saginaw Valley St.	L	49-26	Tri-State	L	24-19	L	Robert Morris	W	35-27
Northwood	L	19-18	Quincy	W	47-15	L	Notre Dame (OH)	L	45-14
St. Francis (Ill.)	L	24-14	New Haven	L	54-7	L	Urbana	L	42-0
Ashland	W	21-13	Valparaiso	W	34-23	L	Kentucky Wesleyan	W	31-21
Ferris State	L	43-26	Dayton	L	47-0	L	William Jewell	L	19-8
			Georgetown	L	55-15	L	Missouri S&T	L	45-24
						L			
1996 (9-2)		2001 (2-8)		2006 (8-3)		2012 (6-5)			
Grand Valley St.	L	31-3	Indianapolis	L	10-0	L	Valparaiso	W	36-34
Butler	L	37-10	St. Francis (Ill.)	L-OT	23-20	L	Charleston	L	14-35
Indianapolis	L	28-10	Shepherd	L	21-0	L	Robert Morris	L	35-40
Saginaw Valley St.	L	38-33	Gannon	L	47-21	L	Central State	W	42-36
Valparaiso	W	13-10	Tri-State	L	42-0	L	Quincy	W	24-21
Ashland	L	9-0	Kentucky Wesleyan	W	29-7	L	Indianapolis	L	0-56
Hillsdale	W	10-0	Quincy	L	19-2	L	Urbana	L	7-37
Wayne State	L	27-20	Wilmington	W	63-7	L	William Jewell	W	65-49
Northern Michigan	W	28-21	Union	W	27-22	L	Kentucky Wesleyan	W	38-27
Ferris State	W	16-10	Morehead State	W	26-22	L	Missouri S&T	L	22-41
			Kentucky Wesleyan	W	52-7	L	McKendree	W	24-19
			Butler	W	49-0	L			
			West Liberty State	W	45-9	L			
1997 (5-6)		2002 (4-7)		2007 (4-7)		2008 (5-5)			
Grand Valley St.	L	28-18	Indianapolis	L	10-0	L	Hillsdale	L	6-49
Butler	L	33-7	St. Francis (Ill.)	L-OT	23-20	L	Kentucky State	L	27-31
Indianapolis	T	24-24	Lincoln	W	24-17	L	Virginia State	W	43-36
Saginaw Valley St.	L	20-18	Gannon	L	41-17	L	Lake Erie (OH)	W	58-35
Valparaiso	L	16-14	Valparaiso	W	54-43	L	Lincoln	W	31-10
Ashland	L	21-7	Kentucky Wesleyan	W	27-21	L	Missouri S&T	L	29-38
Hillsdale	L	14-6	Morehead State	L	40-7	L	Fairmont State	W	38-14
Wayne State	L	27-6	Quincy	L	21-14	L	Kentucky Wesleyan	L	36-39
Northern Michigan	W	44-14	South Dakota	L	42-7	L	Southwest Baptist	L	7-38
Ferris State	L	23-7	Austin Peay	L	45-0	L	Central State	W	30-7
			Georgetown	L	54-20	L			
1998 (7-4)		2003 (2-9)		2004 (7-4)		2009 (5-6)			
Grand Valley St.	L	38-14	Dayton	L	76-20	L	Hillsdale	L	7-37
Northwood	T	13-13	Indianapolis	L	44-7	L	Valparaiso	W	31-6
Indianapolis	L	33-14	St. Francis (Ill.)	W	34-20	L	Missouri S&T	W	44-41
Saginaw Valley St.	L	13-3	Southern Illinois	L	75-0	L	Lake Erie (OH)	L	21-31
St. Francis (Ill.)	L	29-0	Kentucky Wesleyan	W	57-21	L	Lincoln	W	41-7
Ashland	L	12-0	New Haven	L	44-24	L	Sam Houston	L	0-41
Hillsdale	L	16-15	Lincoln	L	23-7	L	Ohio Dominican	L	14-45
Wayne State	W	38-24	Tiffin	L	24-9	L	Urbana	L	14-21
Northern Michigan	L	24-7	Austin Peay	L	17-0	L	Kentucky Wesleyan	W	48-7
Ferris State	L	35-13	Gannon	L	53-14	L	Southwest Baptist	L	16-28
			Butler	L	17-13	L	Central State	W	31-20
1999 (4-7)		2004 (7-4)		2005 (7-4)		2010 (5-5)			
Howard Payne	W	16-6	Ashland	L	48-7	L	Truman State	L	23-13
Wayne State	L	38-22	St. Francis	W	38-6	L	Indiana State	L	57-7
Hillsdale	W	29-27	Northwood	L	45-18	L	Shepherd	L	55-0
Michigan Tech	L	31-28	West Virginia Tech	W	37-21	L	Valparaiso	W	50-7
Northern Michigan	L	37-10	Upper Iowa	W	34-33	L	Lincoln	W	58-22
Saginaw Valley St.	L	13-12	Western Washington	L	42-13	L	Notre Dame (OH)	W	37-7
Northwood	L	20-14	Tiffin	W	43-40	L	Urbana	W	27-20
St. Francis (Ill.)	W	20-13	Austin Peay	W	50-12	L	Kentucky Wesleyan	W	43-35
Ashland	L	14-7	Indianapolis	L	34-0	L	Southwest Baptist	L	51-43
Ferris State	L	17-7	Butler	W	34-0	L	Missouri S&T	L	27-21
Indianapolis	W	19-0	Lincoln	W	48-7	L			
2000 (2-8)		2005 (7-4)		2006 (8-3)		2011 (2-8)			
Wayne State	L	35-9	Ashland	L	30-15	L	Ohio Dominican	L	32-20
Hillsdale	L	49-0	St. Francis (Ill.)	L	10-7	L	Shepherd	L	45-7
Northern Michigan	L	28-14	Northwood	L	56-21	L	Lindenwood	L	55-14
Michigan Tech	L	44-23	Lincoln	W	41-13	L	Southwest Baptist	L	21-19
Saginaw Valley St.	L	49-26	Missouri-Rolla	W	28-23	L	Robert Morris	W	35-27
Northwood	L	19-18	Upper Iowa	W	13-7	L	Notre Dame (OH)	L	45-14
St. Francis (Ill.)	L	24-14	Valparaiso	W	34-21	L	Urbana	L	42-0
Ashland	W	21-13	Tiffin	W	28-7	L	Kentucky Wesleyan	W	31-21
Ferris State	L	43-26	Butler	W	23-7	L	William Jewell	L	19-8
			Indianapolis	L	34-13	L	Missouri S&T	L	45-24
			Austin Peay	W	42-14	L			
2001 (2-8)		2006 (8-3)		2007 (4-7)		2012 (6-5)			
Grand Valley St.	L	31-3	St. Francis (Ill.)	W	37-0	L	Valparaiso	W	36-34
Butler	L	37-10	Wayne State	W	17-10	L	Charleston	L	14-35
Indianapolis	L	28-10	Grand Valley St.	L	31-6	L	Robert Morris	L	35-40
Saginaw Valley St.	L	38-33	Indianapolis	L	35-22	L	Central State	W	42-36
Valparaiso	W	13-10	Missouri-Rolla	W	38-24	L	Quincy	W	24-21
Ashland	L	9-0	Valparaiso	W	43-14	L	Indianapolis	L	0-56
Hillsdale	W	10-0	Lincoln	W	60-3	L	Urbana	L	7-37
Wayne State	L	27-20	Kentucky Wesleyan	W	41-3	L	William Jewell	W	65-49
Northern Michigan	W	28-21	Fairmont State	W-6OT	19-11	L	Kentucky Wesleyan	W	38-27
Ferris State	W	16-10	Central State	L	27-34	L	Missouri S&T	L	22-41
			Tiffin	W	24-23	L	McKendree	W	24-19



## ALL-TIME SERIES RECORDS

OPPONENT	W	L	T	OPPONENT.....	W	L	T
Alderson Broaddus .....	0	0	0	Morehead State (Ky.) .....	1	2	0
Ashland (Ohio).....	4	14	1	Mount Union.....	0	2	0
Austin Peay .....	3	2	0	Muskingum (Ohio) .....	1	0	0
Baldwin-Wallace.....	1	1	0	New Haven (Conn.) .....	0	5	0
Ball State .....	8	13	0	North Park (Ill.).....	1	0	0
Bemidji State .....	1	0	0	Northeastern (Ill.).....	4	2	0
Benedictine (Ill.) .....	6	1	0	Northeast Oklahoma State .....	0	1	0
Butler.....	19	34	0	Northwest Missouri State .....	0	2	0
California (Pa.).....	2	0	0	Northern Michigan .....	3	3	0
Canterbury.....	7	4	0	Northwood .....	2	5	1
Carroll (Wisc.).....	1	0	0	Notre Dame .....	0	2	0
Carson-Newman.....	0	1	0	Notre Dame College.....	1	1	0
Central State (Ohio) .....	3	6	1	Oakland City.....	2	0	0
Charleston (WV).....	0	1	0	Ohio Dominican.....	0	2	0
Dayton.....	2	7	0	Olivet (Mich.).....	7	1	0
Defiance (Ohio) .....	1	0	0	Otterbein (Ohio) .....	1	0	0
DePaul .....	0	2	0	Quincy .....	6	2	0
DePauw .....	17	9	1	Robert Morris (IL).....	1	1	0
Earlham (Ind.).....	1	0	0	Rose-Poly Institute .....	3	1	0
Eastern Illinois.....	1	4	0	Sam Houston State .....	0	1	0
Eastern Michigan .....	2	0	0	Saginaw Valley State.....	3	7	0
Evansville.....	17	19	0	Saint Ambrose .....	1	7	1
Fairmont State (W.Va.) .....	2	1	0	Saint Francis (Ill.) .....	7	8	0
Ferris State (Mich.).....	3	6	1	Saint Mary's (Ca.).....	0	1	0
Findlay (Ohio).....	0	2	0	Saint Norbert's.....	5	6	1
Franklin .....	6	15	0	Siena Heights .....	0	0	0
Gannon (Pa.).....	0	3	0	Shepherd.....	0	4	0
Georgetown (Ky.).....	5	8	0	South Dakota .....	0	1	0
Glenville State (W.Va.) .....	0	2	0	Southern Connecticut State .....	0	1	0
Grand Valley State .....	0	7	0	Southern Illinois.....	0	1	0
Heidelberg (Ohio).....	0	1	0	Southwest Baptist (Mo.) .....	0	4	0
Hillsdale .....	2	8	0	Tiffin (Ohio) .....	3	2	0
Howard Payne (Tex.).....	1	0	0	Toledo.....	1	1	0
Illinois Wesleyan.....	2	1	1	Trine (Tri-State).....	0	3	0
Indiana State .....	12	16	0	Truman State (Mo.).....	0	3	0
Indiana (Pa.).....	0	1	0	Union (Ky.).....	2	0	0
Indianapolis.....	10	26	1	Upper Iowa .....	2	0	0
Kentucky State.....	1	1	0	Urbana.....	1	3	0
Kentucky Wesleyan.....	13	1	0	Valparaiso.....	36	27	2
Lake Erie (Ohio) .....	1	1	0	Virginia State .....	1	0	0
Lake Forest.....	0	2	0	Wabash.....	4	6	0
Lewis .....	0	3	1	Wayne State (Mich.).....	6	9	1
Lincoln (Mo.).....	8	1	0	West Chester (Pa.).....	0	1	0
Lindenwood .....	0	1	0	West Liberty State .....	2	1	0
Loras (Iowa) .....	6	4	0	West Virginia Tech .....	3	0	0
Louisville.....	2	5	1	Western Kentucky .....	0	2	0
Loyola (Ill.) .....	0	1	1	Western Washington.....	0	1	0
Malone (Ohio).....	2	0	0	Wheaton (Ill.).....	1	3	0
Manchester.....	1	4	0	William Jewell .....	1	1	0
McKendree.....	1	0	0	Wilmington.....	1	0	0
Michigan Tech.....	0	2	0	Wisconsin-Eau Claire .....	0	1	0
Millikin.....	1	1	0	Wisconsin-Platteville .....	1	0	0
Missouri Science & Technology .....	4	4	0	Wisconsin-Whitewater.....	0	1	0
				Xavier .....	0	5	0



## 2013 OPPONENTS

### Valparaiso

September 7th, Alumni Stadium  
Rensselaer, IN – 12 PM

Location: Valparaiso, Indiana  
Enrollment: 3,980  
Conference: Pioneer  
Affiliation: NCAA Division I  
Nickname: Crusaders  
Colors: Brown and Gold  
Stadium: Brown Field (5,000)  
2012 Record: 1-11  
Athletic Director: Mark LaBarbera  
Head Coach: Dale Carlson  
Record at VU: 2-31 (3 Years)  
Career Record: 112-135-3 (24 Years)  
SID: Brad Collignon  
Office: 219-464-5292  
Series Record: 36-27-2, SJC  
Last Meeting: 2012 - SJC 36-34  
Athletic Website: [valpoathletics.com](http://valpoathletics.com)



### Sienna Heights

September 14th,  
Rensselaer, IN - 12 PM

Location: Adrian, Mich  
Enrollment: 2,322  
Conference: Wolverine-Hoosier Athletic  
Affiliation: NAIA  
Nickname: Saints  
Colors: Navy and Yellow  
Stadium: O'Laughlin  
2012 Record: 4-6  
Athletic Director: Fred Smith  
Head Coach: Jim Lyall  
Record at SHY: (1 year)  
SID: Josh Reilly  
Office: 517-264-7843  
Series Record: First Meeting  
Athletic Website: [www.shusaints.com](http://www.shusaints.com)



### Alderson-Broaddus

September 21st, Morris Field  
Philippi, WV – 12 PM ET

Location: Philippi, WV  
Enrollment: 870  
Conference: Great Midwestern Athletic  
Affiliation: NCAA Division II  
Nickname: Battlers  
Colors: Blue Gold and Grey  
Stadium: Performance Stadium (2,000)  
2012 Record: 9-2 (JV)  
Athletic Director: Dennis Creehan  
Head Coach: Dennis Creehan  
Record at ABC: 0-0 (First Season)  
Career Record: 50-30-1 (8 Years)  
SID: Andrew Goetz  
Office: 340-457-6445  
Series Record: First Meeting  
Athletic Website: [www.gobattlers.com](http://www.gobattlers.com)



### Trine University

September 28th, Alumni Stadium  
Rensselaer, IN – 1 PM

Location: Angola, IN  
Enrollment: 2,465  
Conference: Michigan Intercollegiate Athletic  
Affiliation: NCAA Division III  
Nickname: Thunder  
Colors: Navy, White, and Taupe  
Stadium: Fred Zollner Stadium (5,500)  
2012 Record:  
Athletic Director: Matt Land  
Head Coach: Matt Land  
Record at TU:  
SID: Brian Alden  
Office: 260-665-4446  
Series Record: 0-3 Trine  
Last Meeting: 2001 - 42-0, Trine  
Athletic Website: [www.trine.edu/athletics/](http://www.trine.edu/athletics/)





## 2013 OPPONENTS

### Kentucky Wesleyan College

October 5th, Alumni Stadium  
Rensselaer, IN – Noon

Location: Owensboro, Kentucky  
Enrollment: 836  
Conference: Great Lakes Valley  
Affiliation: NCAA Division II  
Nickname: Panthers  
Colors: Purple and White  
Stadium: Steele Stadium (3,000)  
2012 Record: 2-9  
Athletic Director:  
Head Coach: Brent Holsclaw  
Record at KWC: 20-65\* (10 years)  
SID: Roy Pickerill  
Office: 270-852-3143  
Series Record: 13-1, SJC  
Last Game: 2012 – SJC 38-27  
Athletic Website: [www.kwcpantners.com](http://www.kwcpantners.com)  
\*Vacated 21 games, 5-16



### Quincy

October 12th, Flinn Field  
Quincy, IL - 6 PM

Location: Quincy, Illinois  
Enrollment: 1,300  
Conference: Great Lakes Valley  
Affiliation: NCAA Division II  
Nickname: Hawks  
Colors: Brown and Gold  
Stadium: Flinn Stadium (4,000)  
2012 Record: 3-8  
Athletic Director: Marty Bell  
Head Coach: Tom Pajic  
Record at QU: 3-8 (1 Year)  
SID: Brendan Bittner  
Office: 217-228-5432  
Series Record: 6-2, SJC  
Last Game: 2012 - QU 24-21  
Athletic Website: [hawks.quincy.edu](http://hawks.quincy.edu)



### Missouri Science & Technology,

October 19th, Allgood-Bailey Stadium  
Rolla, MO - 1 PM

Location: Rolla, Missouri  
Enrollment: 5,685  
Conference: Great Lakes Valley  
Affiliation: NCAA Division II  
Nickname: Miners  
Colors: Green and Gold  
Stadium: Allgood-Bailey Stadium (8,000)  
2012 Record: 10-1  
Athletic Director: Mark Mullin  
Head Coach: Tyler Fenwick  
Record at S&T: 0-0 First Season  
SID: John Kean  
Office: 573-341-4140  
Series Record: 4-4  
Last Game: 2012 – S&T 41-22  
Athletic Website: [sports.mst.edu](http://sports.mst.edu)



### McKendree University

October 26th, Alumni Stadium  
Rensselaer, IN - Noon

Location: Lebanon, Illinois  
Enrollment: 3,054  
Conference: Great Lakes Valley  
Affiliation: NCAA Division II  
Nickname: Bearcats  
Colors: Purple and White  
Stadium: Leemon Field (2,000)  
2012 Record: 3-7  
Athletic Director: Chuck Brueggemann  
Head Coach: Mike Babcock  
Record at McK: 0-0 (First Season)  
SID: Scott Cummings  
Office: 618-537-6879  
Series Record: 1-0 SJC  
Last Meeting: 2012 - 24-19 SJC  
Athletic Website: [mckbearcats.com](http://mckbearcats.com)





## 2013 OPPONENTS

### Indianapolis

November 2nd, Alumni Stadium  
Rensselaer, IN- 12 PM

Location: Indianapolis, Indiana  
Enrollment: 5,345  
Conference: Great Lakes Valley  
Affiliation: NCAA Division II  
Nickname: Greyhounds  
Colors: Crimson and Grey  
Stadium: Key Stadium (5,500)  
2012 Record: 10-3  
Athletic Director: Dr. Sue Willey  
Head Coach: Bob Bartolomeo  
Record at UIndy 23-12 (3 years)  
Career Record: 37-19-1 (5 years)  
SID: Ryan Thorpe  
Office: 317-788-3494  
Series Record: 10-26-1 UIndy  
Last Game: 2012 – UIndy 56-0  
Athletic Website: [athletics.uindy.edu](http://athletics.uindy.edu)



### Truman State University

November, 9th, Stokes Stadium  
Kirksville, MO- Noon

Location: Kirksville, MO  
Enrollment: 1,200  
Conference: Great Lakes Valley  
Affiliation: NCAA Division II  
Nickname: Bulldogs  
Colors: Purple and White  
Stadium: Stokes Stadium (3,000)  
2012 Record: 4-7  
Athletic Director: Jerry Wollmering  
Head Coach: Greg Nesbitt  
Record at UU: 12-21 (3 years)  
SID: Kevin White  
Office: 937-484-1290  
Series Record: 3-0 Truman St.  
Last Game: 2010 - TSU 23-13  
Athletic Website: [www.trumanbulldogs.com](http://www.trumanbulldogs.com)



### William Jewell

November 16th, Alumni Stadium  
Rensselaer, IN – Noon

Location: Liberty, Missouri  
Enrollment: 1,060  
Conference: Great Lakes Valley  
Affiliation: NCAA Division II  
Nickname: Cardinals  
Colors: Red and Black  
Stadium: Greene Stadium (5,000)  
2012 Record: 2-9  
Athletic Director: Dr. Darlene Bailey  
Head Coach: Jerod Kruse  
Record at WJ: 10-22 (3 Years)  
SID: Paul Worstell  
Office: 816-415-5959  
Series Record: 1-1  
Last Game: 2012 - SJC 65-49  
Athletic Website: [www.jewellcardinals.com](http://www.jewellcardinals.com)

