



MEDIA INFORMATION

The Saint Joseph's College Football Media Guide is designed to assist working media in the coverage of the 2012 Saint Joseph's College football team. Requests for information not found in the media guide should be directed to:

Ken Badylak
Sports Information Director
Saint Joseph's College
PO Box 875
Rensselaer, IN 47978

Office Phone: (219) 866-6141
Office Fax: (219) 866-6280
E-mail: kbadylak@saintjoe.edu

Press Box: Working space for writers is provided in the press box, located on the west side of Alumni Stadium. Working space for radio and television is also located in the press box, but at least 72 hours advance notice is required, as space is limited. Advance notice can be made by calling the Sports Information Office.

Press Passes: All requests for press passes should be placed with the Sports Information Office. Passes may be picked up at the main entrance at the south gate of Alumni Stadium. Seventy-two hours advance notice is required for press passes.

Photographers: Still photographers may work the sidelines of the field. Requests for sideline passes must be placed with the Sports Information Office 72 hours prior to game time. Videographers needing to use a platform must make arrangements at least five days in advance.

Services: Rosters, game notes, and other information are available in the press box prior to game time. At halftime, first-half statistics will be available upon request until the second-half kickoff. After the game, stat packets will be available on request in the SJC Athletic Office.



Media Outlets

Rensselaer Republican
Harley Tomlinson
117 North Van Rensselaer
Rensselaer, IN 47978
Office: 219-866-5111

WLQI 97.7 FM
Bob Kurtz
Box D
Rensselaer, IN 47978
Office: 219-866-4104

WPUM 93.3 FM
Saint Joseph's College
US 231 South
Rensselaer, IN 47978
Office: 219-866-6000, ext. 6905

The Observer
Sports Editor
Saint Joseph's College
US 231 South
Rensselaer, IN 47978
219-866-6000

WLFI TV-18
Mike Cleff
2605 Yeagar Road
West Lafayette, IN 47906
Office: 765-463-1800

Gary Post-Tribune
Mark Lazerus
1433 E. 83rd Avenue
Merrillville, IN 46410
Office: 800-753-5533

Lafayette Journal & Courier
Ken Thompson
217 N. 6th Street
Lafayette, IN 47901
Office: 765-420-5261

Hammond Times
Justin Breen
601 45th Street
Munster, IN 46321
Office: 219-933-3327

Indianapolis Star
Jeff Rabjohns
307 N. Pennsylvania St.
Indianapolis, IN 46204
Office: 317-444-6633

Regional Radio Network
Paul Condry
3905 Fellows Street
South Bend, IN 46614
Office: 574-299-1814

WYIN TV-56
Joe Arredondo
8625 Indiana Place
Merrillville, IN 46410
Office: 219-769-5656

FOX 59
Wes Woodward
6910 Network Plaza
Indianapolis, IN 46278
Office 317-715-2744



ABOUT SAINT JOSEPH'S COLLEGE

Saint Joseph's College is a private, four-year, liberal arts college, founded in 1889 by the Missionaries of the Precious Blood. The College offers the best of both worlds, providing a small-town atmosphere with easy access to larger metropolitan areas. Located in Rensselaer in Northwest Indiana, SJC is just a short drive away from Chicago, Merrillville, South Bend, Lafayette, and Indianapolis.

The College is proud of its redbrick architecture, beautiful Lake Banet, tree-lined drives, and tranquil reflection pond.

A population of over 1,000 students, Pumas form close relationships with both their classmates and professors. SJC has earned national recognition for its Core Program and offer 25 majors, four group majors, 32 minors, and nine pre professional programs from which to choose. There is a 15 to 1 student-faculty ratio, enabling students to receive hands-on training from highly qualified professors. The College remains proud of both its athletic and academic traditions and maintains its commitment to sportsmanship, ethical conduct, rules compliance, and amateurism.



The Saint Joseph's College Main Entrance

A History of SJC

In 1867, the Catholic Diocese of Fort Wayne purchased a farm south of Rensselaer on which there were two frame dwellings. They were converted into an orphanage that existed until 1887.

One year later, the Most Reverend Joseph Dwenger, Bishop of Fort Wayne, offered the vacant orphan home with part of the farm to Father Henry Drees, the Provincial for the Society of the Precious Blood (known as the Missionaries of the Precious Blood), with the stipulation that a college be founded there. In 1889, Saint Joseph's College was incorporated under the laws of the state of Indiana with the right to grant scholastic degrees. The College opened its doors on August 23, 1891.

In the following three decades, Saint Joseph's College grew from a school of a few buildings to a contemporary college. The expansion was carefully designed to utilize the 180-acre campus to serve the educational needs of Saint Joseph's College's students.

In 1968, the College ended its 79-year policy of admitting only male students. The change to a coeducational institution was made to widen the range of students contributing to the College's intellectual atmosphere and to create an air of better special programs and courses for female students, who have responded by enrolling in all academic areas of the College.

The introduction of the Core Program in the fall of 1969 shifted the direction for general education courses from a series of separated courses to an interdisciplinary approach. This combined the previous courses into a program examining issues of history, philosophy, theology, literature, and other subjects within the framework. The interrelated nature of all subjects' material in the Core Program allows the student to have an overview which permits deeper understanding and clearer insights.



Dr. F. Dennis Riegelneegg

F. Dennis Riegelneegg, Ed.D., was named the 17th President of Saint Joseph's College and began his duties in July of 2009.

He came to SJC after serving 13 years as Vice President for Student & Community Development at Saint Francis University, Loretto, Pennsylvania. He also served as Dean of Student Services at California University of Pennsylvania.

Dr. Riegelneegg has a doctorate in Administration and Policy Studies in Higher Education from the University of Pittsburgh.

He and his wife Patti are very excited to be a part of the SJC and Rensselaer communities.



ADMINISTRATIVE/SUPPORT STAFF



Bill Massoels

Director of Athletics

Massoels was named Director of Athletics at Saint Joseph's College October 12, 1999. The 1989 SJC graduate has been employed at his alma mater since 1990. In that time, he has served as Associate Director of Athletics, Director of Compliance, Sports Information Director, head coach of the men's and women's cross country and track and field programs, and professor in the College's Physical Education Department.

Massoels has coached 23 All-Americans and numerous Academic All-Americans in cross country and track and field. His men's track and field team captured the first-ever Great Lakes Valley Conference Indoor Championship in 1999.

As a student at SJC, Massoels was a member of the cross country and track and field teams, serving as captain of both. He graduated from Saint Joseph's with a bachelor's degree in Journalism.

A native of Whiting, Indiana, Massoels lives in Rensselaer with his wife, Teresa, and children Patrick, Samantha, and Megan.



Linda Deno

Associate Director of Athletics/
Compliance Director

Deno joined the Saint Joseph's College staff in August of 1984 as assistant coach for volleyball and basketball and administrative assistant. In July of 1987, she was appointed head volleyball coach.

Deno stepped down as head coach in 1997 to assume more responsibilities as Associate Athletic Director. Linda also

served as head coach of the volleyball program in 2004 and 2005.

She took over as SJC's Compliance Director in January of 2005.

Deno is a 1982 graduate of Saint Joseph's College with a bachelor's degree in Physical Education. Deno was a member of the varsity volleyball, basketball, and track and field teams at SJC.

Deno resides Goodland, Indiana.



Ken Badylak

Director of Sports Information

Badylak was hired as Sports Information Director and women's golf coach at Saint Joseph's College in July of 2008. In June of 2009, Badylak assumed coaching duties of the men's golf team.

Badylak is a 2005 graduate of Saint Joseph's College, earning a bachelor's degree in Business Administration.

In 2006, Badylak was a Tournament Operations Assistant with the LPGA's Duramed Futures Tour, the official developmental tour of the LPGA. Over the past 12 years Badylak has also assisted Merrillville High School with athletic operations. He currently sits on the NCAA men's soccer Regional Appointment Committee as well as the National men's golf committee.

Badylak is a native of Merrillville, Indiana and currently resides in Rensselaer.



Teresa Massoels

Faculty Athletic Representative

Massoels has been the Faculty Athletic Representative at SJC since 1998. She is an Associate Professor of Management and Marketing within the College's Business Administration Department and has been teaching at SJC since 1996.

Massoels also serves on the Faculty Executive Assembly Committee and received the SJC Teaching Excellence

Award in 2001.

Massoels was a three-year varsity letter winner in volleyball before graduating with bachelor's degrees in Computer Science and Mathematics from SJC, and she also has a Master of Business Administration degree from Indiana University. She resides in Rensselaer with her husband, Bill, and their children, Patrick, Samantha, and Megan.



Jared Hall

Head Certified Athletic Trainer

Hall is in his 13th year as Head Certified Athletic Trainer at Saint Joseph's College. He came to SJC from Arnett Clinic in Lafayette in the summer of 2000. He had also been the trainer at Harrison High School in West Lafayette.

Hall received his bachelor's degree in Sports Studies with a specialization in Athletic Training from Indiana State University in 1993. A year later, he received his master's degree in Physical Education with a specialization in Athletic Training from ISU.

He was named Director of Athletic Training Services at Jasper County Hospital in 2006.

Hall lives in Goodland, Indiana, with his wife Tabatha and sons Payton and Connor.



BAND/CHEERLEADERS



Robb Thiel

Chairman of the Music Department

Associate Professor of Music Thiel is Chairman of the Music Department at Saint Joseph's College. He holds a bachelor's degree in Music Education from the University of Evansville and a master's degree in Education from Indiana University.

Before coming to SJC in 1993, he held the director's positions at North Miami High School, Winamac High School, and Knox High School. In his 14 years as a high school band director, his bands qualified for the state finals seven times.

In addition to his teaching responsibilities, he also arranges and composes percussion books for schools in Indiana and Pennsylvania. Thiel is a past member of the Indiana State School Music Association Board and holds current memberships in the Music Educators National Conference, Indiana Music Educators Association, the Indiana Bandmasters Association, and the National Catholic Band Directors Association.

Robb is frequently asked to serve as an adjudicator for marching band and concert band contests as well as a consultant and clinician for all areas of music.





FOOTBALL COACHING STAFF



Cory Sanders
Head Coach
Defensive Coordinator

Cory Sanders joined the Saint Joseph's College football staff as the Defensive Coordinator in February of 2010. On February 18th, 2011 Sanders was promoted to Head Football Coach. He will serve as the 19th Head Coach in SJC-History.

SJC finished the 2011 campaign 2-8 with a host of underclassmen receiving

significant playing time. The defensive backs shined for the Pumas as Ben Gomes led the team in tackles and earned All-Conference honors. Four defensive backs also accounted for five of SJC's eight interceptions on the year.

Sanders returns to Saint Joseph's after a two-year stint at Elmhurst College where he served as Defensive Backs Coach. During his tenure with the Bluejays, Sanders served along side the Defensive Coordinator to develop additional defensive schemes as well as weekly defensive game plans. He solely coordinated efforts amongst the defensive secondary and managed the video coordinating efforts.

Prior to Elmhurst, Sanders spent the 2007 season as the Defensive Backs Coach at North Central College. Amongst his responsibilities, Sanders help develop weekly game plans as well as running the offensive scout team.

As a player, Sanders served as a three-year captain for SJC where he helped the Pumas to two conference championships. He was a four time All-Conference Selection and awarded the SJC Defensive Most Valuable Player in the 2005 season. Sanders played in 44 games in his SJC career totaling 240 tackles and 10.5 sacks. His 30.5 tackles for loss ranks fifth all-time in SJC history.

Sanders earned a bachelors degree in Business Administration from Saint Joseph's College. A native of Grand Rapids, Michigan Sanders currently resides in Rensselaer.



Michael LaFleur
Offensive Coordinator/Quarterbacks Coach

Michael LaFleur joined the Saint Joseph's College football staff as the quarterbacks coach in January of 2010.

In 2011, Day helped the offensive line average 321 yards of total offense per game. SJC averaged 45 passing attempts and 200 passing yards per game. Scott Chapman earned All-Conference honors within the Puma passing attack as he

finished the season 74th in the nation in receiving yards per game. During the 2010 season, SJC averaged 149 passing yards per game while Billy VandeMerkt earned the league's Freshman of the Year honors.

LaFleur comes to SJC from Elmhurst College where he spent last season as an offensive assistant coach working primarily with quarterbacks. Other responsibilities included film analysis, offensive game planning, and directing the scout team. LaFleur also assisted with the evaluation and recruiting efforts of potential student athletes.

In addition to his time at Elmhurst, LaFleur has been a coach for Jeff Trickey Quarterback Camps, Inc. since 2006. He helped organize drills, instruct proper mechanics, and identify sound practices amongst the attendees.

LaFleur was a team captain and three time letter winner for Elmhurst College. As a quarterback, LaFleur saw action in 13 games making seven starts at quarterback over the course of two seasons. In 2008, he became the Blue Jays' starting free safety where he started all 10 games that season.

LaFleur earned a bachelor's degree in Physical Education from Elmhurst College in December of 2009. A native of Mount Pleasant, Michigan, LaFleur currently resides in Rensselaer.

Nubis Padhye

Wide Receivers Coach

Nubis Padhye joined Saint Joseph's College as an assistant football coach in February of 2012. Padhye main responsibilities will be with the development of the running backs and wide receivers.

Padhye spent the previous two seasons as the Pass Game Coordinator along with being the Quarterbacks and Wide Receivers Coach at Defiance College. At Defiance, Padhye helped develop a pistol option offense, producing an All-Conference quarterback who passed and rushed for over 1,000 yards in the 2010 season.

In addition, Padhye has previously served at Ashland University. In 2008, he was a Defensive Graduate Assistant, as well as the Outside Linebackers Coach for the Golden Eagles. Padhye coached two All-Conference outside linebackers in a 3-4 defensive scheme. The following season he became the Offensive Graduate Assistant and Video Coordinator. Padhye assisted with development of the Wide Receivers and Quarterbacks, and mentored two All-Conference wide receivers.

Padhye started his coaching career as the Defensive Backs coach at Westminster College where he assisted with the secondary while mentoring two defensive backs to All-Conference honors.

Padhye received his bachelor's degree from Ohio State University in Business Administration, while concentrating in Marketing. During his time at OSU, he was a student assistant for the offensive coaching staff and a part of a Big-Ten Championship season as well as a number one ranking and a National Championship berth.

Originally from Los Angeles, Cal., Padhye now resides in Rensselaer.



FOOTBALL COACHING STAFF



David Denham

Associate Head Coach
Defensive Line Coach

David Denham joined the Saint Joseph's College football coaching staff in the spring of 2008 as the Pumas' defensive line coach and video coordinator. He is entering his third season as a member of the SJC coaching staff.

In 2011, the Pumas' defense allowed 199 passing yards per game while recording 24 sacks and 70 tackles for a loss. Anthony Rouba was named the Great Lakes Football Conference Defensive Player of the Year for the second time in 2011 as well as earning his first All-Region honors. In addition too, Denham was named the league's Assistant Coach of the Year.

The 2010 SJC defensive line applied pressure to the opposition, helping to account for over half of the team's 33 sacks. The Pumas produced 41 tackles for a loss while the GLFC Densive Lineman of the Year Anthony Rouba made 48 tackles, nine tackles for a loss, and four sacks.


In 2009, Denham coached the GLFC Defensive Lineman of the Year Sam Gonzales. The defensive line also accounted for 35 tackles for a loss and 11.5 sacks last season.

Denham coached at Rose-Hulman Institute of Technology in the 2006 and 2007 seasons, coaching linebackers in 2006 and defensive linemen in 2007. During that time, he also played a major role in the Engineers' national recruiting efforts.

Denham coached the Heartland Collegiate Conference Defensive Most Valuable Player in 2007.

A native of Indianapolis, Ind., Denham was a standout player at Pike High School. He earned three varsity letters as an inside linebacker at Ball State University, having transferred from Tiffin University after his freshman year.

Denham earned a bachelor's degree in General Studies from Ball State in May 2006.



Ryan Aiello

Linebackers Coach

Ryan Aiello joined Saint Joseph's College as an assistant football coach in July of 2011. Aiello will assist in the development of the linebackers and defensive.

In 2011, the Pumas' defense allowed 199 passing yards per game while recording 24 sacks and 70 tackles for a loss.

Aiello spent the previous two seasons as the Defensive Coordinator and Strength Coach at Anderson University. Aiello's defense limited opponents to 166.5 passing yards per game as well as forcing 13 fumbles and 19 interceptions in 2010. Ten of those interceptions came from Jared Millikan who earned First Team All-Conference honors and All-American honors under Aiello's guidance.

In addition to his time at Anderson, Aiello has previously coached at Ball State University from 2005-2009. He held numerous responsibilities during his tenure with the Cardinals working with the linebackers and defensive backs. Aiello also assisted with the conditioning program and film break-down. BSU played in two bowl games in that span and received a ranking as high 12th in the Nation in 2008 in addition to earning a berth in the GMAC Bowl.

Aiello enjoyed a successful career at Ball State where he earned a bachelors degree in Criminal Justice in 2007. In 2009 he earned his masters in Adult and Community Education.

A native of Granger, Aiello currently resides in Rensselaer.



Dan Day

Offensive Line Coach

Daniel Day joined the Saint Joseph's College football coaching staff in July of 2011 as the offensive line coach.

In 2011, Day helped the offensive line average 321 yards of total offense per game. SJC averaged 45 passing attempts per game while allowing just 2.4 sacks per contest.

Day comes to SJC after successful playing and coaching career at Seton Hill University. As an offensive graduate as-

istant and later a tight ends coach, Day helped the Griffins' offensive average 157 rushing yards and 1.5 sacks per game last season. During his tenure Day assisted the offensive coordinator with film breakdown and game planning.

As a player Day was a part of the inaugural football team at Seton Hill in 2005. He was a captain during his senior season as the Griffins had their best season in school history going 10-3. The team reached the NCAA playoffs for the first time and won their first playoff game, 14-7 over American International before falling to eventual national semifinalist California (PA) in the regional semifinal. A four year letter winner and three year letter winner, Day was also awarded the Most Valuable Linemen award his senior season.

Day earned his bachelors in History in 2009 from Seton Hill and finished work on his maters in Elementary Education in August.

A native of Manchester, New Hampshire Day and his wife Danielle reside in Rensselaer.

All-Time Head Coaching Records

2011-pres.	Cory Sanders	2-8	.200
2010	A.J. Ricker	5-5	.500
2005-2009	Lou Esposito	29-24	.547
2004	Tim Lester	7-4	.636
1997-2003	Tom Riva.....	26-49	.347
1996	Brendan Flaherty	9-2	.818
1995	Joe Palka	1-9	.100
1985-94	Bill Reagan.....	35-63-3	.361
1967-84	Bill Jennings.....	77-90-3	.462
1965-66	James Arneberg	7-9	.438
1961-64	Edward Dwyer	7-26-1	.221
1959-60	Joseph Iofredo	7-9-1	.441
1954-58	Robert Jauron	32-13-1	.707
1953	Joseph Pawlowski.....	2-6	.250
1950-52	Gene Fetter	5-18-2	.240
1946-49	Richard Scharf.....	11-18-3	.391
1938-42	Joseph Dienhart.....	25-9-4	.711
1933-37	Raymond DeCook	9-12-3	.438
1923-24	Thomas Radican.....	1-9	.100
Prior to 1923	Player Coaches.....	16-13-3	.547
Total	311-389-24	.437

All-Time Win Leaders


Bill Jennings	77
Bill Reagan	35
Robert Jauron	32
Lou Esposito	29



SENIORS

30 Cordarryl Banks

Senior • LB • Ht. 5-11 • Wt. 217
Chicago, Ill.



2011: Saw action in 9 games. Made 11 tackles, 6 unassisted, 5 assisted.

2010: Saw action in seven games making eight tackles. Major contributor on special teams.

2009: Sat out as a red shirt.

High School: William Harper

Major: Criminal Justice

47 Pierre Green

Senior • FB • Ht. 5-10 • 220
Maywood, IL



2011: Started in eight games at fullback. Part of the goal-line offensive package.

2010: Saw action in seven games, gained three yards on one carry. Most reps came in goal line situations.

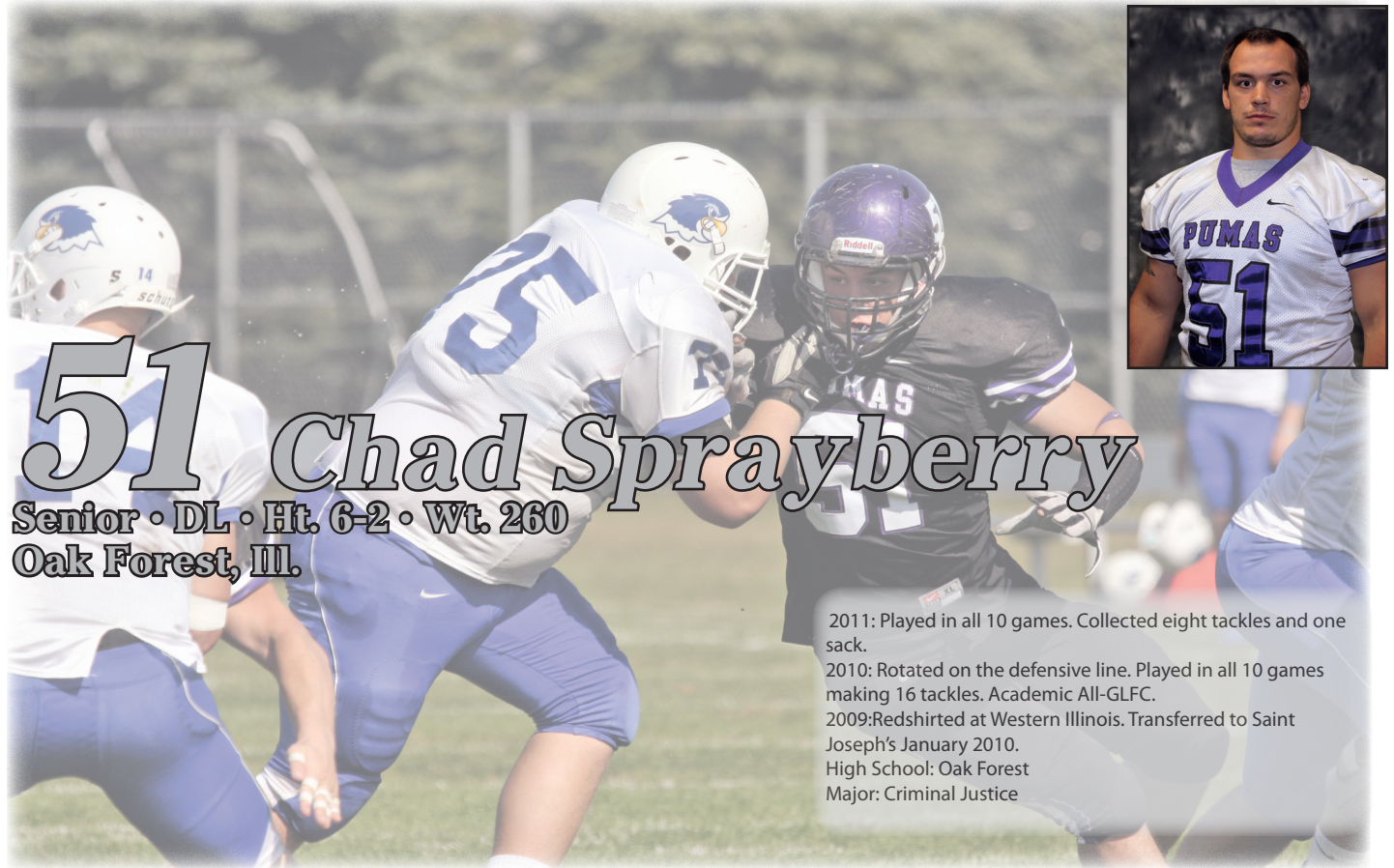
2009: Major contributor to the scout team.

2008: Sat out as redshirt.

High School: Proviso East



SENIORS



51 Chad Sprayberry

**Senior • DL • Ht. 6-2 • Wt. 260
Oak Forest, Ill.**

2011: Played in all 10 games. Collected eight tackles and one sack.

2010: Rotated on the defensive line. Played in all 10 games making 16 tackles. Academic All-GLFC.

2009: Redshirted at Western Illinois. Transferred to Saint Joseph's January 2010.

High School: Oak Forest

Major: Criminal Justice



8 Kevin Isom

**Senior • DB • Ht. 5-9 • 175
Indianapolis, Ind.**

2011: Medical Redshirt

2010: Started 10 games in the defensive backfield. Made 25 tackles with two interceptions.

2009: Started 11 games as a defensive back. Recorded 52 tackles (30 solo) and one tackle for a loss.

2008: Played in 10 games recording 17 tackles (10 solo)

High School: Ben Davis

Major: Criminal Justice



RETURNING PUMAS

JOEY BISHOFF

Ht. 6-1 Wt. 185

SOPHMORE

BUFFALO GROVE, IL. WR

2011: Saw action in eight games while starting three at linebacker. Assisted on two tackles.
High School: Elk Grove
Major: Physical Education



JAMICAH COOPER

Ht. 5-11 Wt. 203

JUNIOR

MUSKEGON, MI. WR

2011: Did not see any game action.
2010: Red shirted
High School: Muskegon Catholic
Major: Sports Management



TATE BORLIK

Ht. 6-3 Wt. 190

SOPHMORE

SOUTH BEND, IND. QB

2011: Saw action in nine game while starting three. Threw four touchdowns while recording 785 passing yards.
High School: South Bend Washington
Major: Accounting



CAMERON CRABTREE

Ht. 5-5 Wt. 150

SOPHMORE

INDIANAPOLIS, IND. RB

2011: Played in nine games, starting one. Ran for 241 on 64 attempts and one touchdown. Caught 19 passes for 157 yards and two touchdowns.
High School: Pike
Major: Sports Management



DREW BYRD

Ht. 6-1 Wt. 185

SOPHMORE

FRIENDSWOOD, TX. DB

2011: Started all 10 games. Recorded 42 tackles while tallying two interceptions.
High School: Clear Brook
Major: Physical Education




DAN DULLUMO

Ht. 6-2 Wt. 260

SOPHMORE

CHESTERTON, IND. DL

2011: Saw action in 10 games. Recorded 10 tackles, one tackle for a loss, and one interception. Also blocked one kick on special teams.
High School: Chesterton
Major: Computer Science



TYLER CALLAGHAN

Ht. 6-4 Wt. 260

SOPHMORE

ELBURN, IL. TE

2011: Started all 10 games. Caught 25 passes for 234 yards and two touchdowns. Second Team All-GLFC
High School: Kaneland
Major: Biology




CHRIS EDGERTON

Ht. 6-0 Wt. 182

SOPHMORE

BOYNTON BEACH, FLA. DB

2011: Started all 10 games. Recorded 34 tackles and broke up eight passes. Honorable Mention All-GLFC.
High School: American Heritage
Major: Political Science





RETURNING PUMAS

JOHN FREDRICK

Ht. 5-10 Wt. 190

JUNIOR

PITTSBORO, IND. LB

2011: Did not see any action on the field. Member of scout team
2010: Sat out as a red shirt
High School: Tri-West
Major: Criminal Justice



BRANDON GOOD

Ht. 6-1 Wt. 290

JUNIOR

CINCINNATI, OH. OL

2011: Medical Redshirt
2010: Helped the offensive line that produced 172.3 yards of rushing per game and allowed 2.4 sacks per contest.
High School: Colerain
Major: Physical Education



CODY FRENCH

Ht. 6-1 Wt. 270

JUNIOR

GLADWIN, MI. DE

2011: Started in all 10 games. Recorded 13 tackles.
2010: Saw significant action on special teams.
High School: Gladwin
Major: Physical Education




TRENT HALL

Ht. 6-1 Wt. 290

SOPHMORE

CARMEL, IND. OL

2011: Started in all 10 games. Helped the offensive line produce 78 rushing yards per game with eight rushing touchdowns. Also averaged less than three sacks per game.
High School: Carmel
Major: Business Administration




TONY GALLINATTI

Ht. 5-11 Wt. 193

JUNIOR

VALPARAISO, IND. LB

2011: Started seven games while seeing the field in 10. Recorded 15 tackles and recovered one fumble.
2010: Saw action in six games before a season-ending injury. Major contributor to special teams as well as seeing action at linebacker. Recorded 10 tackles.
High School: Valparaiso
Major: Bio-Chemistry



AUSTIN HEAD

Ht. 5-6 Wt. 179

SOPHMORE

FRANKFORT, IND. LB

2011: Did not see any action. Member of the scout team.
High School: Frankfort
Major: Accounting



JEVAR GLOVER

Ht. 6-0 Wt. 280

SOPHMORE

MAYWOOD, IL. DL

2011: Played in 10 games. Recorded six tackles, two for a loss.
High School: Proviso West
Major: Accounting




ERIC HEINZMAN

Ht. 5-11 Wt. 200

SOPHMORE

MT. VERON, IL. DL

2011: Red Shirted, member of the scout team.
High School: Mount Vernon
Major: Business Administration






RETURNING PUMAS

ALPHONSO HINES

Ht.	6-3	Wt.	195
JUNIOR			
FISHERS, IND.		WR	

2011: Played in nine games. Caught 31 passes for 363 and three touchdowns.
 High School: Fishers
 Major: Athletic Training



RYAN LAUBAUSKAS

Ht.	6-0	Wt.	274
JUNIOR			
MEXICO, ME.		OL	

2011: Started eight games. Helped the offensive line produce 78 rushing yards per game with eight rushing touchdowns. Also averaged less than three sacks per game.
 2010: Red shirted
 High School: Mountain Valley
 Major: Criminal Justice



MATT HOEKZEMA

Ht.	6-3	Wt.	227
JUNIOR			
ST. LEON, IND.		DL	

2011: Saw action in seven games.
 2010:
 2009: Sat out with a medical redshirt
 High School: East Central
 Major: Business Administration



MIKE MALONE

Ht.	6-2	Wt.	320
JUNIOR			
INDIANAPOLIS, IND.		DL	

2011: Did not see any game action.
 2010: Played in three games making nine tackles before a season-ending injury. Medical red shirt.
 2009: Played in 11 games making 10 starts on the defensive line. Recorded 17 tackles, including two tackles for a loss and .5 sacks.
 High School: Ben Davis
 Major: Business Administration



STEPHEN JOZEFOWICZ

Ht.	6-1	Wt.	217
JUNIOR			
ERIE, MI.		LB	


2011: Saw action in two games. Member of special teams
 2010: Did not see action, member of the scout team.
 2009: Sat out as a redshirt
 High School: Mason
 Major: Sports Management



SHELDON MARTIN

Ht.	5-11	Wt.	193
SOPHMORE			
SAN DIEGO, CA.		DB	

2011: Played in 10 games, starting seven contests. Recorded 33 tackles, 3.5 for a loss. Tallied one interception. Rotated on the field for kick returns. Honorable Mention All-GLFC.
 High School: Lincoln
 Major: Sports Management



HORACE LANE

Ht.	5-7	Wt.	180
SENIOR			
STERLING HEIGHTS, MI.		RB	


2011: Played in nine games. Ran for 127 yards on 37 carries and two touchdowns.
 High School: Sterling Heights
 Major: History



SEAN MARTINEZ

Ht.	6-1	Wt.	215
JUNIOR			
OAK FOREST, IL.		RB	

2011: Red shirted.
 High School: Oak Forest
 Major: Criminal Justice





RETURNING PUMAS

UGO MBAH

Ht. 6-3 Wt. 230

SOPHMORE

PORTAGE NORTHERN, MI. DL

2011: Red shirted
High School: Portage Northern
Major: Political Science




JAYML SCOTT

Ht. 5-8 Wt. 175

SOPHMORE

HAMMILTON, OH. DB

2011: Saw action in 10 games, started seven.
Recorded 44 tackles, 3.5 for a loss. Intercepted one pass.
High School: Fairfield
Major: Business Administration



JENSEN NOWAKOSKI

Ht. 5-10 Wt. 179

JUNIOR

INDIANAPOLIS, IND. SS

2011: Played in six games, recording seven tackles and one tackle for a loss. Member of special teams.
2010: Saw action in five games, making one tackle
High School: Lutheran
Major: Business Administration




WATORIS SLATER

Ht. 6-1 Wt. 191

SOPHMORE

LAGRANGE, IL WR

2011: Saw action in nine games. Major contributor on special teams. Recorded 10 tackles.
High School: Riverside-Brookfield
Major: Education



TRAVIS PRIDE

Ht. 6-1 Wt. 305

SOPHMORE

PORTAGE, IND. DL

2011: Saw action in four games. Recorded three tackles.
High School: Portage
Major: Business Administration




CODY SPRAYBERRY

Ht. 6-1 Wt. 225

JUNIOR

OAK FOREST, ILL. LB

2011: Started all 10 games. Finished second on the team with 80 tackles, six for a loss. Intercepted one pass for a touchdown. Also, forced one fumble.
2010: Saw action in nine games making one start at linebacker against Missouri S&T. Made a career-high 13 tackles against S&T. Recorded 34 tackles with 24 coming in the final two games of the season. Made one tackle for a loss. Major contributor to special teams.
High School: Oak Forest
Major: Criminal Justice



PAT ROBINSON

Ht. 6-3 Wt. 285

JUNIOR

INDIANAPOLIS, IND. OL

2011: Started nine games. Helped the offensive line produce 78 rushing yards per game with eight rushing touchdowns. Also averaged less than three sacks per game.
2010: Started on the offensive line that produced 172.3 yards of rushing per game and allowed 2.4 sacks per contest.
High School: Pike
Major: Computer Science




DREW STROM

Ht. 6-0 Wt. 305

SENIOR

MIDLOTHIAN, ILL. OL

2011: Red shirted
High School: Bremen
Major: Mathematics





RETURNING PUMAS

JAKOB STYLA

Ht.	6-4	Wt.	292
JUNIOR			
RIVERVIEW, MI.		OL	

2011: Saw action in one game on the offensive line.
 2010: Sat out as a red shirt
 High School: Gabriel Richard
 Major: Criminal Justice



JAMES WILSON

Ht.	5-10	Wt.	185
SOPHMORE			
DALTON, IL.		DB	

2011: Played in all 10 games. Major contributor on special teams. Recorded 10 tackles.
 High School: Thornridge
 Major: Criminal Justice



BILLY VANDEMERK

Ht.	5-11	Wt.	195
JUNIOR			
RIVERSIDE, IL.		QB	


2011: Started in seven games. Threw for 1,650 yards and 11 touchdowns. Rushed for 117 yards and two touchdowns. Honorable Mention All-GLFC.
 2010: Played in seven games making four starts at quarterback. Completed 92 of 142 passes with seven touchdowns and four interceptions. Recorded an efficiency of 127.77 while converting on 64% of his pass attempts. Overall passed for 885 yards while rushing for 144 yards and five touchdowns. GLFC Freshman of the Year. Honorable Mention All-GLFC.
 High School: Riverside-Brookfield
 Major: History



E.J. WOODY

Ht.	6-2	Wt.	195
SOPHMORE			
SPRINGVILLE, AL.		WR	

2011: Played in eight games. Caught 47 passes for 353 yards and one touchdown. Honorable Mention All-GLFC
 High School: Springville
 Major: Physical Education



GARY YEOMAN

Ht.	5-11	Wt.	210
SOPHMORE			
MISHAWAK, IND.		LB	

2011: Played in 10 games, starting three. Tallied 43 tackles, seven for a loss, and one sack. Intercepted two passes. Honorable Mention All-GLFC.
 High School: Penn
 Major: Physical Education



SCOTT VAUGHN

Ht.	6-4	Wt.	235
SOPHMORE			
LAPORTE, IND.		TE	

2011: Saw action in six games. Contributed on special teams.
 High School: LaPorte
 Major: Physical Education and Secondary Education.



JULIAN WALKER

Ht.	5-11	Wt.	181
SENIOR			
INDIANAPOLIS, IND.		WR	

2011: Played in 10 games starting four. Caught 66 passes for 498 yards and four touchdowns. Honorable Mention All-GLFC
 2010: Played in all 10 games. Led the team with 18 kick returns. averaged over 14 yards a return.
 2009: Sat out as a redshirt
 High School: Southport
 Major: Physical Education



PRONUNCIATION GUIDE

- #8 Kevin Isom - EYE-some
- #16 Tate Borlik - BORE-lick
- #26 Jensen Nowakoski - No-Wah-KOW-ski
- #28 Giorgio Karallas - YER-go
- #30 Cordarryl Banks - CORE-dare-el
- #33 Tony Gallinatti - Gal-IN-not-ee
- #44 Stephen Jozefowicz - JO-seff-o-witz
- #53 Dan Dellumo - DELL-loom-O
- #53 Gary Yeoman - Yo-Men
- #63 Ryan Laubauskas - Lah-Bow-skuss
- #73 Jake Styla - Sty-La
- #83 JaMicah Cooper - JAH-mike-a
- #84 Matt Hoekzema - Hoke-ZAH-ma
- #98 Ugo Mbah - Mm-bah
- #99 Djibril Sow - JAH-Brill
- Coach Ryan Aiello - I-el-oh



THE 2012 PUMAS

Alphabetical Roster

No. Name	Ht.	Wt.	Yr.	Pos.	Hometown/HS/JC	No. Name	Ht.	Wt.	Yr.	Pos.	Hometown/HS/JC
88 TJ Axel	5'8	175	RFr.	LB	Schereville, Ind./Calumet	22 Horace Lane	5'7	188	So.	RB	Sterling Hts, MI/Country Day
30 Cordarryl Banks	5'11	217	RJr.	RB	Chicago, Ill./William Harper	63 Ryan Laubauskas	6'1	274	Jr.	OL	Mexico, Me./Mountain Valley
32 Joey Bishoff	6'1	185	So.	Wr	Elk Grove Village, Ill./Elk Grove	75 Nick Leidecker	6'4	250	Fr.	OL	Rolling Meadows, Ill./
16 Tate Borlik	6'3	190	So.	QB	Greenwood, Ind./Greenwood	57 Jose Lopez	6'1	290	Fr.	OL	Paso Robles, Cal./
29 Martin Brackett	6'0	170	Fr.	WR	Chicago, Ill./CLark	65 Kyle Lowtharp	6'1	290	Fr.	OL	Boca Raton, Fla./West Boca Raton
34 Raymond Brown	6'1	250	Fr.	RB	Detroit, Mich./Shrine	66 Mike Malone	6'2	320	RJr.	DL	Indianapolis, Ind./Ben Davis
17 Wade Burton	6'2	200	Fr.	QB	Westfield, Ind./Westfield	1 Sheldon Martin	5'11	193	So.	DB	San Diego, Calif./Lincoln
80 Gerry Butler	5'10	175	Fr.	WR	Homewood, Ill./Flossmoor	24 Sean Martinez	6'1	205	RSO.	RB	Oak Forest, Ill./Oak Forest
4 Drew Byrd	6'1	185	So.	DB	Friendswood, Texas/Clear Brook	98 Ugo Mbah	6'3	227	So.	DL	Portage Northern, MI/Portage N
6 Tyler Callaghan	6'4	250	So.	TE	Elburn, Ill./Kaneland	3 Marlon McDowell	5'11	185	Fr.	LB	Indianapolis, Ind./Ben Davis
37 Jau'marl Clark	5'11	200	Fr.	LB	Dolton, Ill./Thorton Township	62 Kyle Neidig	6'3	280	Fr.	OL	Evansville, Ind./Central
60 Austin Collins	6'3	285	Fr.	OL	Laverne, Tenn./Laverne	70 Damon Nixon	6'4	295	Jr.	OL	South Gate, Cal./
58 Brian Collins	6'4	270	Fr.	OL	Lodi, Cal./Lodi	26 Jensen Nowakowski	5'9	179	Jr.	SS	Indianapolis, Ind./Lutheran
83 Jamicah Cooper	6'2	174	RSO.	WR	Muskegon, Mich./Catholic	18 Frank Pettis	5'9	170	RFr.	WR	Waukegon, Ill./Waukegon
20 Cameron Crabtree	5'5	150	So.	RB	Indianapolis, Ind./Pike	92 Travis Pride	6'1	309	So.	DL	Portage, Ind./Portage
10 Silmore Dallaway	6'1	225	Fr.	LB	Boyton Beach, Fla./American Heritage	68 Aaron Ramos	6'2	295	Fr.	OL	Lehigh Acres, Fla./Lehigh Senior
46 Kevin Davis	5'10	170	Fr.	RB	Indianapolis, Ind./North Central	41 Dominic Richert	5'11	170	Fr.	DB	Berne, Ind./South Adams
77 Shawncey Day	6'3	330	Fr.	LB	Colfax, Ill./Bloomington Catholic	74 Pat Robinson	6'3	285	Jr.	OL	Indianapolis, Ind./Pike
53 Dan Dellumo	6'2	260	So.	DL	Chesterton, Ind./Chesterton	94 John Savage	6'0	200	Fr.	DL	Indianapolis, Ind./Lawrence Central
21 Chris Edgerton	6'0	182	So.	DB	Boynton, FL./American Heritage	3 Janyl Scott	5'8	170	So.	DB	Hamilton, Ohio/Fairfield
91 Malcom Exford	6'0	300	RFr.	DL	Indianapolis, Ind./Pike	36 Jerome Scott	6'0	175	Fr.	LB	Trotwood, Ohio/Madison
48 John Frederick	5'10	190	RSO.	LB	Pittsboro, Ind./Tri-West	25 Braxton Shelton	5'11	210	RSO.	RB	Kokomo, Ind./Kokomo
87 Cody French	6'2	270	RSO.	DE	Gladwin, Mich./Gladwin	14 Watoris Slater	6'1	186	So.	WR	LaGrange, Ill./Riverside-Brookfield
33 Tony Gallinatti	6'0	203	Jr.	LB	Valparaiso, Ind./Valparaiso	43 Andre Soulis	5'10	175	Fr.	LB	Grayslake, Ill./Grayslake North
31 Marcin Gawlak	5'11	165	Fr.	K	Caroll Stream, Ill./Wheaton North	99 Djibril Sow	6'3	310	Fr.	DL	Hollywood, Fla./Flanagan
55 Jevan Glover	6'0	280	So.	DL	Maywood, Ill./Proviso West	51 Chad Sprayberry	6'2	260	RSr.	DL	Oak Forest, Ill./Illinois St.
72 Brandon Good	6'0	270	RSO.	OL	Cincinnati, Ohio/Colerain	50 Cody Sprayberry	6'1	215	Jr.	LB	Oak Forest, Ill./Oak Forest
96 Greg Gordon	6'3	230	Fr.	DL	Bolingbrook, Ill./Bolingbrook	78 Cole Stalter	6'0	295	Fr.	OL	Veederburg, Ind./Attica
47 Pierre Green	5'9	200	RSr.	FB	Maywood, Ill./Proviso East	69 Drew Strom	6'2	305	So.	OL	Medothian, Ill./Bremen
45 Aaron Greer	6'2	218	Fr.	FB	Maywood, Ill./Proviso East	73 Jake Styla	6'4	292	RSO.	OL	Riverview, Mich./Gabriel Richard
64 Trent Hall	6'1	287	So.	OL	Carmel, Ind./Carmel	9 Billy VandeMerkt	5'11	185	Jr.	QB	Riverside, Ill./Riverside-Brookfield
15 Charles Hardy	6'4	250	Fr.	DL	Park Forest, Ill./Rich Central	89 Scott Vaughn	6'4	235	So.	TE	LaPorte, Ind./LaPorte
93 Austin Head	5'6	169	RFr.	LB	Frankfort, Ind./Frankfort	19 Gavin Voss	6'0	160	Fr.	K	Valparaiso, Ind./Southport
56 Eric Heinzman	5'11	198	RFr.	LB	Mount Vernon, Ill./Mount Vernon	5 Julian Walker	5'11	181	RJr.	WR	Indianapolis, Ind./Southport
81 Alphonso Hines	6'3	195	So.	WR	Fishers, Ind./Fishers	13 Tracey Whitehead	5'8	160	Fr.	DB	Park Forest, Ill./Crete Monee
84 Matt Hoekzema	6'3	227	RJr.	DL	St. Leon, Ind./East Central	82 Christian Williams	6'0	190	Fr.	WR	Columbus, Ind./North
8 Kevin Isom	5'9	175	RSr.	DB	Indianapolis, Ind./Ben Davis	23 James Wilson	5'10	185	So.	DB	Dolton, Ill./Thornridge
44 Stephen Jozefowicz	6'1	197	RJr.	LB	Erie, Mich./Mason	52 Joel Wimbley	6'0	220	Fr.	LB	Coral Springs, Fla./Flanagan
85 Austin Kaiser	6'2	190	Fr.	WR	Stevensville, Mich./Lakeshore	11 E.J. Woods	6'0	189	So.	WR	Springville Ala./Springville
28 Giorgio Karallas	6'0	225	Fr.	DL	Long Beach, Ind./Michigan City	87 Brandon Wright	5'8	170	Fr.	WR	Chicago, Ill./De La Salle Institute
38 Kevin Kelly	6'1	190	Fr.	DB	Indianapolis, Ind./North Central	54 Gary Yeoman	5'11	202	So.	LB	Mishawak, Ind./Penn
79 Troy Key	6'4	270	Fr.	OL	Wellington, Fla./Palm Beach Cental						



THE 2012 PUMAS

Numerical Roster

No.	Name	Ht.	Wt.	Yr.	Pos.
1	Sheldon Martin	5'11	193	So.	DB
2	Jamyl Scott	5'8	170	So.	DB
3	Marlon McDowell	5'11	185	Fr.	LB
4	Drew Byrd	6'1	185	So.	DB
5	Julian Walker	5'11	176	RJr.	WR
6	Tyler Callaghan	6'4	250	So.	TE
8	Kevin Isom	5'8	165	RSr.	DB
9	Billy VandeMerkt	5'11	177	Jr.	QB
10	Simore Dallaway	6'1	225	Fr.	LB
11	EJ Woody	6'0	189	So.	WR
14	Watoris Slater	6'1	185	So.	LB
15	Charles Hardy	6'4	250	Fr.	DL
16	Tate Borlik	6'3	190	So.	QB
17	Wade Burton	6'2	200	Fr.	QB
18	Frank Pettis	5'9	168	RFr.	WR
19	Gavin Voss	6'0	160	Fr.	K
20	Cameron Crabtree	5'5	150	So.	RB
21	Chris Edgerton	6'0	182	So.	DB
22	Horace Lane	5'7	188	So.	RB
23	James Wilson	5'10	185	So.	DB
24	Sean Martinez	6'1	205	RSo.	RB
25	Braxton Shelton	5'11	200	RSo.	RB
26	Jensen Nowakoski	5'9	170	Jr.	SS
27	Julius Johnson	6'0	174	So.	RB
28	Giorgio Karallas	6'0	225	Fr.	DL
29	Martin Brackett	6'0	170	Fr.	WR
30	Cordarryl Banks	5'11	202	RJr.	LB
31	Marcin Gawlak	5'11	165	Fr.	K
32	Joey Bishoff	6'1	185	So.	WR
33	Tony Gallinatti	6'0	207	Jr.	LB
34	Raymond Brown	6'1	250	Fr.	RB
36	Jerome Scott	6'0	175	Fr.	LB
37	Jau'marl Clark	6'0	175	Fr.	LB
38	Kevin Kelly	6'1	190	Fr.	DB
41	Dominic Richert	5'11	170	Fr.	DB
43	Andrew Soulis	5'10	175	Fr.	LB
44	Stephen Jozefowicz	6'1	207	RJr.	LB
45	Aaron Greer	6'2	200	Fr.	DL
46	Kevin Davis	5'10	170	Fr.	RB
47	Pierre Green	5'9	220	RSr.	FB
48	John Fredrick	5'10	191	RSo.	LB
50	Cody Sprayberry	6'1	221	Jr.	LB

No.	Name	Ht.	Wt.	Yr.	Pos.
51	Chad Sprayberry	6'1	247	RSr.	DL
52	Joel Wimbley	6'0	220	Fr.	LB
53	Dan Dellumo	6'2	260	So.	DL
54	Gary Yeoman	5'11	202	So.	LB
55	Jevar Glover	6'0	280	So.	DL
56	Eric Heinzman	5'11	198	RFr.	LB
57	Jose Lopez	6'1	290	Jr.	OL
58	Brian Collins	6'4	270	Fr.	OL
60	Austin Collins	6'3	285	Fr.	OL
62	Kyle Neidig	6'3	280	Fr.	OL
63	Ryan Laubauskas	6'1	274	Jr.	OL
64	Trent Hall	6'1	287	So.	OL
65	Kyle Lowtharp	6'1	290	Fr.	OL
66	Mike Malone	6'2	329	RJr.	DL
68	Aaron Ramos	6'2	295	Fr.	OL
69	Drew Strom	6'2	305	RFr.	OL
70	Damon Nixon	6'4	295	Fr.	OL
72	Brandon Good	6'0	278	RSo.	OL
73	Jake Styła	6'4	271	RSo.	OL
74	Pat Robinson	6'3	258	Jr.	OL
75	Nick Leidecker	6'4	250	Fr.	OL
77	Shawncey Day	6'3	330	Fr.	OL
78	Cole Stalter	6'0	295	Fr.	OL
79	Troy Key	6'4	270	Fr.	OL
80	Gerry Butler	5'10	175	Fr.	WR
81	Alphonso Hines	6'3	195	So.	WR
82	Chirstian Williams	6'0	190	Fr.	WR
83	JaMicah Cooper	6'0	168	RSo.	WR
84	Matt Hoekzema	6'3	217	RJr.	DL
85	Austin Kaiser	6'2	190	Fr.	WR
87	Brandon Wright	5'8	170	Fr.	WR
88	TJ Axel	5'8	175	RFr.	WR
89	Scott Vaughn	6'4	235	So.	TE
90	Cody French	6'1	270	RSo.	DE
91	Malcom Exford	6'0	300	RFr.	DL
92	Travis Pride	6'1	309	So.	DL
93	Austin Head	5'6	169	RFr.	LB
94	John Savage	6'0	200	Fr.	DL
96	Greg Gordon	6'3	230	Fr.	DL
98	Ugo Mbah	6'3	227	So.	DL
99	Djibril Sow	6'3	310	Fr.	DL



2012 SEASON PREVIEW

The Saint Joseph's College football team is looking to rebound after a 2-8 season in 2011 and make an impact in its inaugural season in the Great Lakes Valley Conference. With a host of first-year players playing vital roles for SJC a season ago, the Pumas look to benefit from the established experience on the roster.

The Pumas will again be under the direction of head coach Cory Sanders, who is entering his second year as the head coach and third overall with the team. The Pumas also return five members of their coaching staff from a season ago.

SJC was picked to finish fourth in the GLVC inaugural coaches poll this fall. The University of Indianapolis, with an impressive offense, was the unanimous decision to win the league. Urbana and Missouri Science and Technology finished second and third, respectively.

The Pumas will open their season August 30 against Valparaiso University. After two more road contests, SJC will host its home opener at Alumni Stadium against Central State University on September 22. Other highlighted games on the schedule include a trip to Indianapolis on October 6 followed by a home game against Urbana University on October 13.



Sanders will benefit from the return of 11 starters, including seven on the offensive side of the ball. The offense will see the return of quarterback Billy VandeMerkt, who is moving up the ranks in SJC history in his junior season. VandeMerkt holds a completion percentage of 62.3 percent, which is currently the highest in school history. He also sits

seventh in career pass completions (271), eighth in passing touchdowns (18), and ninth in passing attempts (435).

Tate Borlik also made his case a season ago by throwing for 785 yards and four touchdowns in a

four game stretch to close the season. The passing game finished 2011 with a 106.3 efficiency rating while completing 58 percent of their pass attempts. SJC threw for 2,435 yards last season, which was 500 yards short of the best season in school history.

Julian Walker had 66 receptions and four touchdowns last year to lead the team, but the offense will have to fill the void left by Scott Chapman, who collected 697 receiving yards in 2011. EJ Woody and Alphonso Hines also add to the depth of the receiving corps. Woody made 47 catches last season while Hines collected 31 passes and three touchdowns.

Tyler Callaghan at tight end will help the offensive productivity as he caught 25 passes for 234 yards last season. Callaghan assists the offensive line in pass protection and the running game.

The offensive line allowed less than three sacks a game in 2011, but the running game suffered. SJC averaged just 78 rushing yards per game a season ago. However, the Pumas have revamped the offensive line to complement returns Trent Hall and Ryan Laubuskus.

Cameron Crabtree will return as the Pumas top rusher as he produced 241 yards on 64 carries last season. Horace Lane will also shoulder some of the rushing load as he finished the 2011 season with 189 yards on 54 carries. The ground attack got a boost with the incoming class as multiple players have been getting significant reps in the backfield, including transfer Braxton Shelton.

Defensively, the Pumas will have to get over the graduation of Anthony Rouba, who earned conference Defensive Linemen of the Year honors last season. The front line on defense will be anchored by





2012 SEASON PREVIEW

Chad Sprayberry, who rotated onto the field during all ten games last season to record eight tackles, 1.5 tackles for a loss, and one sack. Cody French adjusted to the position changes last season to collect 13 tackles while Dan Dellumo also saw significant action on the defensive line as he collected 10 tackles and an interception.

The linebackers welcome the return of Cody Sprayberry, who is in his junior season. Sprayberry finished 2011 with 80 tackles, a total that finished second on the team. Gary Yeomen begins his second season as he had 43 tackles, 7.5 tackles for a loss, one sack, and two interceptions in 10 games last season.

The most elder group on the SJC defensive is the defensive backs, as all but Ben Gomes return to a fast and talented squad. Kevin Isom missed last season due to injury, but returns in 2012 to add experience and depth. Jamyl Scott made a pair of interceptions in 2011 to go along with 43 tackles. Drew Byrd and Sheldon Martin accounted for three more interceptions in 2011 and look to make a bigger impact this season. Martin will also split time as a kick-returner again this season. Chris Edgerton, James Wilson, and Jensen Nowakoski also saw plenty of action in the defensive backfield last season.

The Pumas brought a pair of kickers into camp, looking to replace one of SJC's all-time greats, Kevin Quackenbush, who graduated last season. Gavin Voss and Marcin Gawlak will battle for the place-kicking and punting duties this season. Sheldon Martin will be the primary kick returner for the Pumas as he accumulated 185 yards on 11 opportunities last season.



2012 GLVC Preseason Coaches' Poll

	Points (First Place)
1. Indianapolis	64 (8)
2. Urbana	55 (1)
3. Missouri S&T	52
4. Saint Joseph's	37
5. William Jewell	33
6. McKendree	26
7. Quincy	21
8. Kentucky Wesleyan	18
8. Central State	18

2011 GLFC Final Standings

Team	GLFC	Overall
Urbana.....	3-0	8-3
Missouri S&T.....	1-1	6-4
Saint Joseph's.....	1-2	2-8
Kentucky Wesleyan.....	0-2	1-10

2011 GLFC Award Winners

- Coch of the Year: Dave Taynor, Urbana
- David Brown, Missouri S&T
- Offensive Player of the Year: DJ Mendenhall, Urbana
- Defensive Player of the Year: Juan McKeever, Urbana
- Anthony Rouba, Saint Joseph's
- Freshman of the Year: David Hill, Urbana
- Assistant Coach of the Year: David Denham, Saint Joseph's
- Bryan Nardo, Missouri S&T
- Matt Handzon, Urbana



THE 2011 SEASON IN REVIEW

Ohio Dominican 38, SJC 20

September 2, 2011	Panther Field			Attendance: 1,143	
SCORING SUMMARY	1	2	3	4	F
SJC	7	0	6	7	20
Ohio Dominican	6	7	14	11	38

Scoring

1st 11:43 ODU - Chris Vortkamp 35 yd field goal, 7-44 3:17
 8:28 SJC - Hines 11 yd pass from VandeMerkt (Quackenbush, Kevin kick), 9-71 3:09
 3:50 ODU - Chris Vortkamp 34 yd field goal, 4-3 2:03
 2nd 2:42 ODU - Brandon Ojikutu 21 yd pass from Jeremy Fudge (Chris Vortkamp kick), 10-92 2:42
 3rd 12:27 ODU - Ronnel Spates 1 yd run (Chris Vortkamp kick), 5-30 1:42
 3:28 ODU-FB - Tyler Purcell 59 yd run (Chris Vortkamp kick), 7-92 3:00
 1:58 SJC - Walker 29 yd pass from VandeMerkt (Quackenbush, Kevin kick), 3-68 1:24
 4th 11:49 ODU - Chris Vortkamp 27 yd field goal, 9-87 3:16
 7:03 SJC - Walker 3 yd pass from VandeMerkt (VandeMerkt pass failed), 12-60 4:46
 3:20 ODU-FB - TEAM safety
 :00 ODU-FB - Ian Smercina 35 yd run, 8-37 3:20

Team Stats

RUSHING: Saint Joseph's (IN)-McFadden 17-50; Ohio Dominican-Mike Noffsinger 24-120; Jeremy Fudge 13-67; Tyler Purcell 1-59; Ronnel Spates 6-8;
 PASSING: Saint Joseph's (IN)-VandeMerkt 29-49-2-337. Ohio Dominican-Jeremy Fudge 13-23-0-193.
 RECEIVING: Saint Joseph's (IN)-Hines 9-161; Walker 6-44; Woody 5-35; Ohio Dominican-Brandon Ojikutu 3-40; Mike Noffsinger 3-38
 Purcell 1-27; J. Jean-Louis 1-5; Tyler Maddox 1-3; Ronnel Spates 1-2.
 INTERCEPTIONS: Saint Joseph's (IN)-None. Ohio Dominican-Jeff White 1-0; Eisen Hardy 1-0.
 FUMBLES: Saint Joseph's (IN)-None. Ohio Dominican-Jeremy Fudge 1-1; Austin Wallace 1-0.
 SACKS (UA-A): Saint Joseph's (IN)-None. Ohio Dominican-Garrett Wilcox 1-0.
 TACKLES (UA-A): Saint Joseph's (IN)-Byrd, Drew 7-4; Sprayberry, Cody 3-7; Rouba, Anthony 6-3; Ellsberry, Cameron 4-4; Gomes, Ben 2-6; Scott, Jamyl 2-4; Edgerton, Chris 4-1; Yeoman, Gary 4-1; Ohio Dominican-Eisen Hardy 7-4; R. Thompson 6-4; Tyrone Patel 0-8; Jeff White 3-4; Kevin Guthrie 1-6.

SJC 14, Lindenwood 55

September 17, 2011	Hunter Stadium			Attendance: 2,204	
SCORING SUMMARY	1	2	3	4	F
SJC	0	0	14	0	14
Lindenwood	20	7	14	14	55

Scoring

1st 12:32 LWU - Robinson 13 yd pass from Uribe (Neal kick), 6-48 2:28
 8:57 LWU - McGowan 12 yd run (Neal kick), 7-51 1:41
 1:02 LWU - Jackson, T. 29 yd pass from Uribe (Keseloff rush failed), 11-85 3:39
 2nd 01:11 LWU - Broome 94 yd interception return (Neal kick)
 3rd 13:26 LWU - Bunton 90 yd punt return (Neal kick)
 11:55 SJC - Wadley 24 yd pass from VandeMerkt (Quackenbush kick), 5-65 1:25
 10:12 LWU - Helmick 23 yd pass from Uribe (Neal kick), 4-59 1:33
 6:28 SJC - VandeMerkt 24 yd run (Quackenbush kick), 9-79 3:38
 4th 14:55 LWU - McGowan 1 yd run (Neal kick), 8-53 3:27
 4:13 LWU - Ortega 3 yd run (Neal kick), 10-87 5:31

Team Stats

RUSHING: Saint Joseph's (IN)-Jordan, Darryl 9-22; VandeMerkt, Billy 10-15. Lindenwood-McGowan 19-104
 PASSING: Saint Joseph's (IN)-VandeMerkt, Billy 36-59-2-375. Lindenwood-Uribe 13-25-0-191; Ortega 3-3-0-65.
 RECEIVING: Saint Joseph's (IN)-Chapman, Scott 12-170; Walker, Julian 6-36; Woody, EJ 6-33; Hines, Alphonso 4-35; Callaghan, Tyler 3-20 Lindenwood-Robinson 3-48; Jackson, T. 3-41; Helmick 2-32; Jimmerson 2-27;
 INTERCEPTIONS: Saint Joseph's (IN)-None. Lindenwood-Broome 2-96.
 FUMBLES: Saint Joseph's (IN)-VandeMerkt, Billy 1-0. Lindenwood-None.
 SACKS (UA-A): Saint Joseph's (IN)-Rouba, Anthony 2-0; Rossi, Kenneth 1-0. Lindenwood-Reed 1-0;
 Dreyer 1-0; Day 1-0; Howard 1-0; McComb 1-0.
 TACKLES (UA-A): Saint Joseph's (IN)-Gomes, Ben 8-0; Scott, Jamyl 5-0; Sprayberry, Cody 4-0; Martin, Sheldon 3-1; Rouba, Anthony 3-0. Lindenwood-Golder 6-1; Howard 4-2; Broome 4-2; Hawkins 3-2; Ritzman 2-3; Reed 4-0; Dreyer 3-1; Epstein 3-1; Collier 3-1.

SJC 7, Shepherd 45

September 10, 2011	Alumni Stadium			Attendance: 2,734	
SCORING SUMMARY	1	2	3	4	F
No. 8 Shepherd	7	14	10	14	45
SJC	0	7	0	0	7

Scoring

1st 1:12 SHEP - Tommy Addison 18 yd run (Eric Dobratz kick), 9-68 4:01
 2nd 11:24 SHEP - Tommy Addison 15 yd run (Eric Dobratz kick), 8-60 3:58
 8:59 SJC - Woody, EJ 4 yd pass from VandeMerkt (Quackenbush kick), 5-70 2:19
 1:56 SHEP - Nik Norrell 24 yd pass from Bobby Cooper (Dobratz kick), 6-69 1:16
 3rd 9:59 SHEP - Tommy Addison 19 yd run (Eric Dobratz kick), 6-76 2:16
 5:53 SHEP - Eric Dobratz 26 yd field goal, 5-77 2:18
 4th 12:43 SHEP - Kevin Williams 24 yd run (Eric Dobratz kick), 5-80 2:13
 7:58 SHEP - Kenny Williams 20 yd run (Eric Dobratz kick), 7-78 2:59

Team Stats

RUSHING: Shepherd-Michael Haynes 7-95; Kenny Williams 12-92; Tommy Addison 11-85; Kevin Williams 6-48; Neal Hardie 2-10; Robert Byrd 1-6; Bobby Cooper 3-minus 11. Saint Joseph's (IN)-McFadden, Jake 14-31; VandeMerkt, Billy 4-8; Crabtree, Cameron 4-6.
 PASSING: Shepherd-Bobby Cooper 16-25-1-218; Trae Tinsman 1-1-0-0. Saint Joseph's (IN)-VandeMerkt, Billy 25-40-0-199.
 RECEIVING: Shepherd-Nik Norrell 6-94; Robert Byrd 4-33; Neal Hardie 2-25; Justin Ford 1-31; Michael Haynes 1-23; Larry Lowe 1-8; Kenny Williams 1-4; Kevin Williams 1-0. Saint Joseph's (IN)-Woody, EJ 10-90; Chapman, Scott 4-45; Crabtree, Cameron 3-28; Hines, Alphonso 3-20; Walker, Julian 2-3; McFadden, Jake 2-1; Callaghan, Tyler 1-12.
 INTERCEPTIONS: Shepherd -None. Saint Joseph's (IN)-Byrd, Drew 1-minus 2.
 SACKS (UA-A): Shepherd University-Howard Jones 1-0; Jon Heavner 1-0. Saint Joseph's (IN)-Gonzales, Sam 1-0.
 TACKLES (UA-A): Shepherd -Leons Kabongo 4-3; Elijah Davis 4-3; Dom Dixon 4-2; A.J. Parrish 3-1; Keon Robinson 3-1; Cor. Washington 1-3. Saint Joseph's (IN)-Gomes, Ben 11-6; Byrd, Drew 3-5; Martin, Sheldon 5-1; Banks, Cordarryl 3-3; Sprayberry, Cody 3-3.

Southwest Baptist 21, SJC 19

September 24, 2011	Alumni Stadium			Attendance 756	
SCORING SUMMARY	1	2	3	4	F
SBU	7	7	7	0	21
SJC	0	6	0	13	19

Scoring

1st 3:11 SBU - Harris, Tiras 2 yd run (Colliver, John kick), 16-84 5:01
 2nd 14:07 SJC - Crabtree 36 yd pass from VandeMerkt (Quackenbush kick failed), 11-70
 12:15 SBU - Everson, Thaddeu 32 yd pass from Connors, Dan (Colliver, John kick), 7-70 1:52
 3rd 4:08 SBU - Harris, Tiras 4 yd run (Colliver, John kick), 5-24 2:24
 4th 14:55 SJC - VandeMerkt 1 yd run (Crabtree rush failed), 10-63 4:13
 4:40 SJC - Chapman 6 yd pass from VandeMerkt (Quackenbush, kick), 11-34 3:47

Team Stats

RUSHING: Southwest Baptist-Everson, Thaddeu 23-61; Harris, Tiras 13-36; Connors, Dan 13-32. Saint Joseph's (IN)-Jordan, Darryl 12-74; VandeMerkt, Billy 16-44; Crabtree, Cameron 11-33
 PASSING: Southwest Baptist-Connors, Dan 15-24-1-228. Saint Joseph's (IN)-VandeMerkt, Billy 23-43-1-204.
 RECEIVING: Southwest Baptist-Sullivan, Marcus 4-44; Johnson, Charles 3-42; Everson, Thaddeu 3-41; Lauderdale, Derw 3-39; Mourik, Nathan 2-62. Saint Joseph's (IN)-Chapman, Scott 12-94; Walker, Julian 6-35
 INTERCEPTIONS: Southwest Baptist-Otwell, Austin 1-24. Saint Joseph's (IN)-Del-lumo, Dan 1-6.
 FUMBLES: Southwest Baptist-Everson, Thaddeu 1-1; Walker, Tristan 1-1. Saint Joseph's (IN)-Chapman, Scott 1-1; VandeMerkt, Billy 1-0.
 SACKS (UA-A): Southwest Baptist-Smith, Casey 2-0; Hill, Jesse 2-0. Saint Joseph's (IN)-Martin, Sheldon 1-0; Rouba, Anthony 1-0; Bailey, Mario 1-0.
 TACKLES (UA-A): Southwest Baptist-Moore, Zach 10-3; Otwell, Austin 7-0; Smith, Casey 6-1; Hicks, Andre 5-1; Muhammad, Chris 4-1; Davis, Clayton 4-1; Hill, Jesse 4-1; Hawkins, Chris 3-1. Saint Joseph's (IN)-Scott, Jamyl 9-2; Sprayberry, Cody 5-4; Rouba, Anthony 4-5; Gonzales, Sam 5-2; Gomes, Ben 5-1; Yeoman, Gary 1-5; Slater, Watoris 3-2;



THE 2011 SEASON IN REVIEW

Robert Morris (IL) 27, SJC 35

October 1, 2011	Alumni Stadium			Attendance: 2,703	
SCORING SUMMARY	1	2	3	4	F
RMU	13	7	7	0	27
SJC	7	12	8	8	35

Scoring

1st 13:42 RMU - L.WIMS 58 yd run (M. GRAF kick failed), 3-79 1:18
 2:42 SJC - Walker 50 yd pass from VandeMerkt (Quackenbush kick), 2-54 0:44
 1:06 RMU - D. WEAVER 30 yd pass from M. WESTERKAMP (M. GRAF kick), 4-40 1:36
 2nd 9:55 SJC - Walker 15 yd pass from VandeMerkt (Quackenbush kick failed), 13-55 6:11
 8:54 SJC - T. DOUGLAS 5 yd pass from M. WESTERKAMP (M. GRAF kick), 2-29 1:01
 6:13 SJC - Sprayberry 20 yd interception return (Olenek kick failed)
 3rd 11:40 RMU - L.WIMS 7 yd run (M. GRAF kick), 1-7 0:21
 5:09 SJC - Crabtree 17 yd pass from VandeMerkt (Walker pass from VandeMerkt),
 4th 6:12 SJC - Jordan 1 yd run (Chapman pass from VandeMerkt), 8-37 3:50

Team Stats

RUSHING: Robert Morris (IL)-L.WIMS 12-108; D. SACHTLEBEN 1-19; Saint Joseph's (IN)-Jordan, Darryl 13-36; VandeMerkt, Billy 16-36.
 PASSING: Robert Morris (IL)-M. WESTERKAMP 14-31-2-99. Saint Joseph's (IN)-VandeMerkt, Billy 27-44-0-230.
 RECEIVING: Robert Morris (IL)-D. WEAVER 6-44; G. KRIEGE 2-26; L. COX 2-18; Saint Joseph's (IN)-Walker, Julian 12-125; Chapman, Scott 5-44; Crabtree, Cameron 4-23; Hines, Alphonso 4-20.
 INTERCEPTIONS: Robert Morris (IL)-None. Saint Joseph's (IN)-Sprayberry, Cody 1-20; Byrd, Drew 1-minus 10
 FUMBLES: Robert Morris (IL)-M. WESTERKAMP 1-1. Saint Joseph's (IN)-Byrd, Drew 1-0; VandeMerkt, Billy 1-1.
 SACKS (UA-A): Robert Morris (IL)-J. TRAPPANI 2-0; J. ROBINSON 1-0; D. SACHTLEBEN 1-0. Saint Joseph's (IN)-Bailey, Mario 2-0; Rouba, Anthony 1-0.
 TACKLES (UA-A): Robert Morris (IL)-G. EPPINGER 9-5; J. ROBINSON 9-3; J. TUIA 8-4; D. SACHTLEBEN 8-3; J. OLSON 4-2; E. RAY 4-2; J. TRAPPANI 2-2. Saint Joseph's (IN)-Sprayberry, Cody 3-6; Martin, Sheldon 3-2; Scott, Jamyl 3-2; Bailey, Mario 4-0.

SJC 0, Urbana 42

October 15, 2011	Blue Knight Field			Attendance 3,379	
SCORING SUMMARY	1	2	3	4	F
SJC	0	0	0	0	0
Urbana	14	14	14	0	42

Scoring

1st 07:00 UU - Joe Webb 28 yd pass from DJ Mendenhall (M. Newsome kick), 8-81 3:12
 01:03 UU - DJ Mendenhall 3 yd run (M. Newsome kick), 10-57 4:17
 2nd 06:20 UU - DJ Mendenhall 1 yd run (M. Newsome kick), 8-53 3:38
 1:13 UU - Matt Hightower 21 yd pass from DJ Mendenhall (M. Newsome kick), 6-84 2:38
 3rd 10:09 UU - Brandon Jackson 1 yd run (M. Newsome kick), 4-12 1:49
 :10 UU - Evan Gehlert 3 yd run (M. Newsome kick), 7-55 1:59

Team Highs

RUSHING: Saint Joseph's (IN)-Johnson, Julius 21-43; Urbana University-DJ Mendenhall 14-92; Brandon Jackson 11-33; David Hill 11-31.
 PASSING: Saint Joseph's (IN)-Borlik, Tate 14-28-3-64; VandeMerkt, Billy 0-0-0-0. Urbana University-DJ Mendenhall 10-18-0-112; Evan Gehlert 5-8-0-54.
 RECEIVING: Saint Joseph's (IN)-Walker, Julian 5-18; Chapman, Scott 4-39. Urbana University-Matt Hightower 5-78; Jerrell Leak 3-33; LaVelle Spivey 2-5; Joe Webb 1-28.
 INTERCEPTIONS: Saint Joseph's (IN)-None. Urbana University-Wes Edwards 1-39; Juan McKeever 1-16; Drew Underwood 1-0.
 FUMBLES: Saint Joseph's (IN)-None. Urbana University-Brandon Jackson 1-0; Matt Hightower 1-1.
 SACKS (UA-A): Saint Joseph's (IN)-Gonzales, Sam 1-0. Urbana University-Perry Jenkins 1-1; Traylin Taylor 0-1.
 TACKLES (UA-A): Saint Joseph's (IN)-Gomes, Ben 9-5; Sprayberry, Cody 1-11; Gonzales, Sam 4-4; Yeoman, Gary 3-3; Byrd, Drew 4-0; Martin, Sheldon 1-3. Urbana University-Perry Jenkins 2-9; Rodney Huston 0-6; David McComas 0-5; Juan McKeever 2-2; Eric Berry Jr. 2-2; Jake Krupko 1-3; Shane Cahill 0-4;

SJC 14, Notre Dame College 45

October 8, 2011	Lyndhurst, Ohio			Attendance: 874	
SCORING SUMMARY	1	2	3	4	F
SJC	14	0	0	0	14
Ohio Dominican	0	10	21	14	45

Scoring

1st 9:04 SJC - Crabtree 10 yd run (Olenek kick), 11-66 5:56
 8:17 SJC - Johnson 7 yd run (Olenek kick), 2-8 0:36
 2nd 6:25 NDC - TITUS 5 yd pass from PARTRIDGE (McCLEARN kick), 1-5 0:07
 :10 NDC - McCLEARN 23 yd field goal, 10-55 0:57
 3rd 11:34 NDC - POWELL 7 yd pass from PARTRIDGE (McCLEARN kick), 8-60 3:26
 4:22 NDC - POWELL 3 yd run (McCLEARN kick), 13-81 5:30
 :15 NDC - POWELL 75 yd run (McCLEARN kick), 1-75 0:12
 4th 6:30 NDC - FIELDS 10 yd pass from PARTRIDGE (McCLEARN kick), 5-45 2:35
 3:42 NDC - RILEY 3 yd run (McCLEARN kick), 5-45 2:27

Team Highs

RUSHING: Saint Joseph's (IN)-Johnson, Julius 13-46; Crabtree, Cameron 10-41; NOTRE DAME-POWELL 19-168; PARTRIDGE 6-31; RILEY 6-26; FOY J 2-4.
 PASSING: Saint Joseph's (IN)-VandeMerkt, Billy 23-30-2-174. NOTRE DAME-PARTRIDGE 23-37-0-197; RUSS 2-2-0-35.
 RECEIVING: Saint Joseph's (IN)-Walker, Julian 10-65; Chapman, Scott 5-50; Callaghan, Tyler 4-27; NOTRE DAME-FIELDS 8-56; HERNANDEZ 7-91; POWELL 2-16.
 INTERCEPTIONS: Saint Joseph's (IN)-None. NOTRE DAME-GRUNDER 2-29.
 FUMBLES: Saint Joseph's (IN)-Johnson, Julius 2-2. NOTRE DAME-POWELL 2-2.
 TACKLES (UA-A): Saint Joseph's (IN)-Gomes, Ben 11-1; Sprayberry, Cody 4-4; Edgerton, Chris 5-2; Gonzales, Sam 1-6; Scott, Jamyl 4-1; Rouba, Anthony 4-1; Byrd, Drew 2-3; Martin, Sheldon 2-1; Yeoman, Gary 2-1. NOTRE DAME-FLOWERS S 6-3; DAVIS H 6-1; TEAM 4-2; ADKINS 2-4; KREBS 3-2; GRUNDER 2-3; BERRY 2-3;

Kentucky Wesleyan 21, SJC 31

October 22, 2011	Alumni Stadium			Attendance: 1,111	
SCORING SUMMARY	1	2	3	4	F
KWC	7	0	7	7	21
SJC	13	0	9	9	31

Scoring

1st 10:21 KWC - Mooney, Shawn 9 yd pass from Owen, Chris (Wilson, Matt kick), 3-57 1:15
 5:39 SJC - Chapman 32 yd pass from Borlik (Olenek kick), 1-32 0:08
 :37 SJC - Callaghan 37 yd pass from Borlik (Olenek kick blocked), 8-73 3:17
 3rd 9:30 KWC - Mooney, Shawn 26 yd pass from Owen, Chris (Wilson, Matt kick), 2-37 0:38
 4:42 SJC - TEAM safety
 1:40 SJC - Callaghan 3 yd pass from Borlik (Olenek kick), 7-40 3:02
 4th 13:37 SJC - Olenek 22 yd field goal, 10-35 3:03
 11:26 SJC - Jordan 8 yd run (Olenek kick failed), 3-36 1:10
 4:18 KWC - Pepper, Jake 95 yd pass from Barnes, Will (Wilson, Matt kick), 1-95 :13

Team Highs

RUSHING: Kentucky Wesleyan-Leary, Brett 15-64; Saint Joseph's (IN)-Lane, Horace 23-101; Jordan, Darryl 11-27.
 PASSING: Kentucky Wesleyan-Owen, Chris 11-31-3-120; Barnes, Will 2-10-0-105. Saint Joseph's (IN)-Borlik, Tate 30-55-1-320.
 RECEIVING: Kentucky Wesleyan-Mooney, Shawn 7-100; Pepper, Jake 3-108; Saint Joseph's (IN)-Woody, EJ 9-76; Chapman, Scott 8-121; Callaghan, Tyler 6-87.
 INTERCEPTIONS: Kentucky Wesleyan-Rahm, Josh 1-4. Saint Joseph's (IN)-Yeoman, Gary 1-14; Scott, Jamyl 1-1; Borlik, Tate 1-1.
 FUMBLES: Kentucky Wesleyan-TEAM 1-1. Saint Joseph's (IN)-Woody, EJ 1-1; Chapman, Scott 1-1.
 SACKS (UA-A): Kentucky Wesleyan-Harris, Shiven 1-0. Saint Joseph's (IN)-Gonzales, Sam 2-0.
 TACKLES (UA-A): Kentucky Wesleyan-Wallace, Q. 9-4; Stoklosa, Ken 8-2; Farris, Kevin 3-4; Smith, Matt 2-4; Rhodes, Eric 4-1; Mitchell, Dale 4-1; Harris, Shiven 3-2. Saint Joseph's (IN)-Gonzales, Sam 5-1; Gomes, Ben 5-0; Rouba, Anthony 5-0.



THE 2011 SEASON IN REVIEW

William Jewell 19, SJC 8

October 29, 2011	Alumni Stadium				1,346
SCORING SUMMARY	1	2	3	4	F
WJC	0	0	7	12	19
SJC	0	0	2	6	8

Scoring

3rd 5:43 SJC - TEAM safety
 :20 WJC - H. Blue 27 yd pass from S. Shelton (W. Frevert kick), 10-99 3:53
 4th 12:31 SJC - Hines 35 yd pass from Borlik (Borlik pass failed), 8-73 2:49
 9:11 WJC - W. Frevert 27 yd field goal, 10-52 3:20
 5:41 WJC - T. Bullis safety
 2:34 WJC - S. Shelton 13 yd run (W. Frevert kick), 7-82 3:07

Team Highs

RUSHING: William Jewell-C. Stuart 8-80; S. Shelton 18-54; G. Whitney 10-37; Saint Joseph's (IN)-Crabtree, Cameron 6-28.
 PASSING: William Jewell-S. Shelton 19-36-1-188; J. Molzen 0-1-0-0. Saint Joseph's (IN)-Borlik, Tate 27-44-2-252.
 RECEIVING: William Jewell-J. Molzen 6-82; E. Cunningham 4-28; H. Blue 3-45. Saint Joseph's (IN)-Walker, Julian 9-65; Woody, EJ 6-35; Hines, Alphonso 4-72; Chapman, Scott 3-41; Callaghan, Tyler 3-20.
 INTERCEPTIONS: William Jewell-N. Windebank 1-25; O. Hodges 1-13. Saint Joseph's (IN)-Yeoman, Gary 1-2.
 FUMBLES: William Jewell-None. Saint Joseph's (IN)-None.
 SACKS (UA-A): William Jewell-B. Brown 1-0; T. Bullis 1-0. Saint Joseph's (IN)-Sprayberry, Chad 1-0; Rouba, Anthony 1-0; Gonzales, Sam 0-1; Glover, Javar 0-1.
 TACKLES (UA-A): William Jewell-N. Windebank 8-2; C. Sims 7-1; J. Bissonnette 4-3; J. Mathis 4-1; L. Necochea 3-1. Saint Joseph's (IN)-Sprayberry, Cody 7-5; Gomes, Ben 9-1; Yeoman, Gary 7-2; Gonzales, Sam 3-4; Rouba, Anthony 3-3; Byrd, Drew 3-1.

SJC 24, Missouri S&T 45

November 5, 2011	Allgood-Bailey Stadium				Attendance: 1,000
SCORING	1	2	3	4	F
SJC	3	0	7	14	24
S&T	3	14	21	7	45

Scoring

1st 12:12 S&T - Peden 31 yd field goal, 5-39 2:48
 9:18 SJC - Olenek 20 yd field goal, 11-57 2:46
 2nd 11:21 S&T - Hyman 14 yd pass from Firm (Peden kick), 11-80 5:56
 11:07 S&T - Dawson 23 yd interception return (Peden kick)
 3rd 10:23 S&T - Se. Martin 48 yd interception return (Peden kick)
 5:32 SJC - Lane 3 yd run (Olenek kick), 12-77 4:34
 3:26 S&T - Golden 3 yd run (Peden kick), 6-54 1:58
 :24 S&T - Hyman 50 yd pass from Watson (Peden kick), 3-57 1:30
 4th 10:39 S&T - R. Taylor 3 yd run (Peden kick), 6-64 2:10
 5:17 SJC - Hines 3 yd pass from VandeMerkt (Olenek kick), 17-62 5:17
 2:22 SJC - Lane 6 yd run (Olenek kick), 3-47 0:44

Team Stats

RUSHING: Saint Joseph's (IN)-Crabtree, Cameron 13-89; Missouri S&T-R. Taylor 12-99; Golden 11-41; Watson 3-19; Wilson 4-18.
 PASSING: Saint Joseph's (IN)-Borlik, Tate 15-38-2-149; VandeMerkt, Billy 16-28-1-131. Missouri S&T-Firm 7-21-0-93; Watson 4-8-0-100.
 RECEIVING: Saint Joseph's (IN)-Woody, EJ 9-78; Walker, Julian 8-91; Crabtree, Cameron 5-39; Hines, Alphonso 4-49; Callaghan, Tyler 3-16. Missouri S&T-Hyman 5-114; Clark 3-54.
 INTERCEPTIONS: Saint Joseph's (IN)-None. Missouri S&T-Se. Martin 1-48; Dawson 1-23; Matuszycki 1-0.
 FUMBLES: Saint Joseph's (IN)-None. Missouri S&T-Watson 1-0; Firm 1-0; Golden 1-0.
 SACKS (UA-A): Saint Joseph's (IN)-Rouba, Anthony 1-0; Yeoman, Gary 1-0. Missouri S&T-Heineken 1-0; A. Jordan 1-0.
 TACKLES (UA-A): Saint Joseph's (IN)-Gomes, Ben 9-3; Yeoman, Gary 4-5; Sprayberry, Cody 5-2; Wilson, James 4-2; Rossi, Kenneth 2-3; Gonzales, Sam 3-1; Edgerton, Chris 3-1. Missouri S&T-Emesih 5-3; Foster 5-1; Dawson 4-0; Robinson 2-2.





2011 FINAL STATISTICS

TEAM STATISTICS	PUMAS	OPPONENTS
FIRST DOWNS	185	197
Rushing	42	89
Passing	121	83
Penalty	22	25
RUSHING YARDAGE	780	1739
Rushing Attempts	301	366
Average Per Rush	2.6	4.7
Average Per Game	78.0	173.6
TDs Rushing	8	24
PASSING YARDAGE	2435	1998
Comp - Att - Int	265-458-16	158-304-8
Average Per Pass	5.3	6.6
Average Per Catch	9.2	12.6
Average Per Game	243.5	199.8
TDs Passing	15	19
TOTAL OFFENSE	3215	3734
Average Per Play	4.2	5.6
Average Per Game	321.5	373.4
KICK RETURNS: #-Yards	55-1026	35-604
PUNT RETURNS: #-Yards	16-72	29-364
INT RETURNS: #-Yards	8-57	16-361
FUMBLES-LOST	9-6	12-8
PENALTIES-Yards	101-823	76-833
PUNTS-AVG	70-33.7	47-40.0
TIME OF POSSESSION/Game	32:17	27:33
3RD-DOWN Conversions	59/175	50/139
4TH-DOWN Conversions	11/26	10/20

SCORE BY PERIOD	1	2	3	4	Total
Saint Joseph's.....	44	25	47	56	172
Opponents	77	80	122	73	352

SCORING	TD	Ru	Rv	Rt	FG	PAT	2-pt	Total
Julian Walker	4	0	4	0	0	0-0	0	26
Alphonso Hines	3	0	3	0	0	0-0	0	18
Cameron Crabtree	3	3	0	0	0	0-0	0	18
Scott Chapman	2	0	2	0	0	0-0	0	14
Mark Olenek	0	0	0	0	2-2	7-10	0	13
Darryl Jordan	2	2	0	0	0	0-0	0	12
Billy VandeMerkt	2	2	0	0	0	2-3	0	12
Horace Lane	2	2	0	0	0	0-0	0	12
Tyler Callaghan	2	0	2	0	0	0-0	0	12
Kevin Quackenbush	0	0	0	0	0-3	7-9	0	7
Julius Johnson	1	1	0	0	0	0-0	0	6
Cody Sprayberry	1	0	0	1	0	0-0	0	6
EJ Woody	1	0	1	0	0	0-0	0	6
Andre Wadley	1	0	1	0	0	0-0	0	6
TEAM	0	0	0	0	0	0-0	0	4
Tate Borlik	0	0	0	0	0	0-1	0	0

FIELD GOALS	FGM-FGA	0-29	30-39	40-49	50+	Long
K. Quackenbush.....	0-3	0-1	0-1	0-1	0-0	0
Mark Olenek.....	2-2	2-2	0-0	0-0	0-0	22

PUNT RETURNS	Ret	Yds	Avg	Long	TD
Andre Wadley.....	9	51	5.7	0	21
Scott Chapman.....	5	23	4.6	0	9
Drew Byrd.....	1	-2	-2.0	0	0
Cameron Crabtree.....	1	0	0.0	0	0

PASSING	Att	Comp	Int	Yards	Pct	TD	Long	Avg/G
Billy VandeMerkt.....	293	179	8	1,650	61.1	11	50	183.3
Tate Borlik.....	165	86	8	785	52.1	4	37	87.2
Total.....	458	265	16	2,435	57.9	15	50	243.5
Opponents.....	304	158	8	1,998	52.0	19	95	199.8

RUSHING	Att	Yds	Avg	Long	TD
Cameron Crabtree	64	229	3.6	22	1
Darryl Jordan.....	54	177	3.3	19	2
Horace Lane.....	37	121	3.3	18	2
Billy VandeMerkt	58	117	2.0	24	2
Julius Johnson	34	89	2.6	11	1
Jake McFadden	34	77	2.3	10	0
Stephens	1	5	5.0	5	0
TEAM	7	0	-10	-10	0
Tate Borlik.....	12	-25	-2.1	7	0
Total.....	301	780	2.6	24	8
Opponents.....	366	1736	4.7	75	24

RECEIVING	Rec	Yds	Avg	Long	TD
Julian Walker	66	498	7.5	50	4
Scott Chapman.....	59	697	11.8	38	2
EJ Woody	47	353	7.5	36	1
Alphonso Hines.....	31	363	11.7	38	3
Tyler Callaghan.....	25	234	9.4	37	2
Cameron Crabtree	19	157	8.3	36	2
Marquis Stephens.....	6	32	5.3	11	0
Andre Wadley.....	3	50	16.7	24	1
Darryl Jordan.....	3	32	10.7	14	0
Jake McFadden.....	3	12	4.0	11	0
Julius Johnson	2	3	1.5	2	0
Horace Lane.....	1	4	4.0	4	0
Total.....	265	2,435	9.2	50	15
Opponents.....	158	1998	12.6	95	19

KICK RETURNS	Ret	Yds	Avg	TD	Long
Cameron Crabtree.....	18	409	22.7	0	31
Andre Wadley.....	12	242	20.2	0	34
Sheldon Martin.....	11	185	16.8	0	23
Julian Walker	6	99	16.5	0	21
Trevor Forker	2	28	14.0	0	18
Scott Vaughn.....	2	22	11.0	0	12
Scott Chapman.....	2	23	11.5	0	16
Kenneth Rossi	2	18	9.0	0	12
Total.....	55	1026	18.7	0	34
Opponents.....	35	604	17.3	0	68

INTERCEPTIONS	No	Yds	Avg	TD	Long
Byrd, Drew	2	-12	-6.0	0	0
Yeoman, Gary	2	16	8.0	0	14
Scott, Jamyl	1	1	1.0	0	1
Martin, Sheldon	1	25	25.0	0	25
Dellumo, Dan	1	6	6.0	0	6
Sprayberry, Co	1	20	20.0	1	20
Total.....	8	57	7.1	1	25
Opponents.....	16	361	22.6	3	94

FUMBLE RETURNS	No	Yds	Avg	TD	Long
Jamyl Scott.....	1	37	37.0	0	37
Anthony Beltrano.....	1	0	0.0	0	0
Total.....	2	37	18.5	0	37

PUNTING	No.	Yds	Avg	Lg	TB	FC	I20	Blkd
Anthony Bradley	43	1425	33.1	60	2	9	12	1
Kevin Quackenbush	26	921	35.4	48	1	1	9	0



2011 FINAL STATISTICS

DEFENSIVE STATISTICS	Tackles	UT	AT	TFL	Sacks	INT	PBU	FR	FF
Ben Gomes	72	23	95	2.5-3	.	.	4	1-0	.
Cody Sprayberry	38	42	80	6.0-18	.	1-20	1	.	1
Anthony Rouba	33	16	49	16.0-66	6.0-35	.	2	.	2
Sam Gonzales	24	22	46	9.0-39	4.5-32	.	.	.	1
Jamyl Scott.....	34	10	44	3.5-8	.	1-1	8	1-37	1
Gary Yeoman	21	22	43	7.0-16	1.0-7	2-16	.	.	.
Drew Byrd.....	25	17	42	1.0-4	.	2--12	2	.	.
Chris Edgerton.....	24	10	34	1.0-2	.	.	8	.	.
Sheldon Martin	22	11	33	3.5-8	1.0-4	1-25	1	.	.
Mario Bailey	12	10	22	8.5-19	3.0-7	.	.	1-0	.
Kenneth Rossi	8	9	17	2.5-4	1.0-2	.	1	1-0	1
Tony Gallinatti	9	6	15	0.5-1	.	.	.	1-0	.
Cameron Ellsberry	7	6	13	.	.	.	2	.	1
Evan French	3	10	13
Cordarryl Banks.....	6	5	11	0.5-0
Watoris Slater	7	3	10
James Wilson.....	8	2	10
Dan Dellumo	4	6	10	1.0-1	.	1-6	1	1-0	.
Chad Sprayberry	4	4	8	1.5-4	1.0-3
Jensen Nowakoski.....	4	3	7	1.0-3
Trevor Forker	5	2	7
Jevar Glover.....	2	4	6	2.0-4	0.5-1
Kevin Quackenbush	3	1	4
Horace Lane	4	.	4
Darryl Jordan.....	4	.	4	1.0-8
Kevin Isom.....	3	1	4
Travis Pride.....	2	1	3
Trenton Borom	2	1	3
Julius Johnson	2	1	3
Marquis Stephens.....	1	1	2
Joey Bishoff	0	2	2
Anthony Beltrano	0	2	2	1-0	.
Jacob Freeman	1	1	2
Billy VandeMerkt.....	2	.	2
Julian Walker	1	.	1
Cameron Crabtree.....	1	.	1
Andre Wadley.....	1	.	1
Cody Blue	1	.	1
Tyler Callaghan.....	1	.	1
Scott Chapman.....	1	.	1
Baby Zambrana.....		1	1
Total	407	256	663	69-212	18-91	8-57	28	7-37	8
Opponents	432	301	733	67-206	24-126	16-317	52	6-14	4



2011-12 AWARDS

2011 Top Performances Single Game

Team Offense		
Rushing Yards.....	154	vs Southwest Baptist
Rushing Touchdowns.....	2	at Notre Dame (OH)
		at Missouri S&T
Passing Yards.....	375	at Lindenwood
Passing Touchdowns.....	3	at Ohio Dominican
		vs Robert Morris
		vs Kentucky Wesleyan
Total Yards	443	vs Kentucky Wesleyan
Yards Per Play.....	5.5	at Ohio Dominican
Points.....	35	vs Robert Morris
First Downs.....	25	at Lindenwood
Team Defense		
Fewest Rushing Yards Allowed.....	51	vs. Kentucky Wesleyan
Fewest Passing Yards Allowed	99	vs. Robert Morris
Fewest Total Yards Allowed.....	223	vs. Robert Morris
Fewest Points Allowed.....	19	vs. William Jewell
Sacks	5	at Lindenwood
Interceptions.....	3	at Urbana
		at Missouri S&T
Individual Offense		
Rushing Yards.....	101	Horace Lane vs KY. Wesleyan
Rushing Attempts	23	Horace Lane vs KY. Wesleyan
Rushing Touchdowns.....	2	Horace Lane at Missouri S&T
Passing Yards.....	375	Billy VandeMerkt at Lindenwood
Pass Completions	36	Billy VandeMerkt at Lindenwood
Passing Touchdowns.....	3	Billy VandeMerkt at Ohio Dominican
		Billy VandeMerkt vs Robert Morris
		Tate Borlik vs KY. Wesleyan
Receptions	12	Scott Chapman at Lindenwood
		Scott Chapman vs SW Baptist
		Julian Walker vs Robert Morris
Receiving Yards	170	Scott Chapman at Lindenwood
Receiving Touchdowns	2	Julian Walker vs Robert Morris
		Julian Walker at Ohio Dominican
		Tyler Callaghan vs KY Wesleyan
Individual Defense		
Tackles.....	17	Ben Gomes vs Shepherd
Tackles for Loss.....	4	Mario Bailey vs Robert Morris
Interceptions.....	1	Drew Byrd (Twice)
		Gary Yeoman (Twice)
Sacks	2	Anthony Rouba at Lindenwood
		Mario Bailey vs Robert Morris
		Sam Gonzales vs KY. Wesleyan
Longest Plays		
Rush.....	24	Billy VandeMerkt at Lindenwood
Pass.....	50	Billy VandeMerkt vs Robert Morris
Pass Reception.....	50	Julian Walker vs Robert Morris
Field Goal.....	22	Mark Olenek vs KY. Wesleyan
Punt.....	60	Anthony Bradley at Missouri S&T
Kickoff Return	34	Andre Wadley at Lindenwood
Punt Return.....	21	Andre Wadley vs SW Baptist

2011 Academic All-Great Lakes Football Conference Selections

Mario Bailey
Kevin Quackenbush
Kenneth Rossi
Evan Cody French

2011 All-Great Lakes Football Conference Team Selections

First Team

Offense
WR - Scott Chapman

Defense

DL - Anthony Rouba (Defensive Lineman of the Year)
DB - Ben Gomes

Second Team

Offense
TE - Tyelr Callaghan
OL - Kody Woods

Honorable Mention

Offense
QB - Billy VandeMerkt
WR - Julian Walker
WR - E.J. Woody

Defense

LB - Gary Yeoman
DB - Chris Edgerton
DB - Sheldon Martin

2011 Daktronics Inc. All-Region

Second Team

DE - Anthony Rouba



SINGLE-GAME RECORDS

Individual

Most Points	31	Keith Fingerhut vs. Eastern Michigan, 11/16/57
Most Touchdowns	5	Keith Fingerhut vs. Eastern Michigan, 11/16/57
Most PATs	7	Michael Binder vs. Kentucky Wesleyan, 10/20/07
		Michael Binder at Lincoln, 10/14/06
		Erich Hitzeman vs. Union, 10/18/97
		Erich Hitzeman vs. Quincy, 10/4/97
		Erich Hitzeman vs. West Virginia Tech, 9/4/97
		Erich Hitzeman vs. Kentucky Wesleyan, 11/2/96
		Erich Hitzeman vs. Wilmington, 10/12/96
Most Rushing Yards	281	Keith Fingerhut vs. Eastern Michigan, 11/16/57
Most Passing Yards	434	Brian Hassett vs. Butler, 9/30/89
Most Receiving Yards	237	Dan Paulsen vs. Tiffin, 11/11/06
Most Rush Attempts	42	Greg Ford at Fairmont State, 10/28/06
		Rory Johnson vs. Evansville, 10/3/87
Most Pass Attempts	64	Anthony Lindsey vs. Tiffin, 11/11/06
Most Completed Passes	37	Anthony Lindsey vs. Indianapolis, 10/29/05
Most Receptions	14	Dan Paulsen vs. Tiffin, 11/11/06
Most TD Passes	5	Anthony Lindsey vs. Tiffin, 10/16/04
Most TD Receptions	3	Kalif Sheppard vs. Austin Peay, 11/5/05
		Dan Paulsen vs. Lincoln, 11/20/04
		Dan Paulsen vs. Tiffin, 10/16/04
		Dan Paulsen vs. Upper Iowa, 10/2/04
		Russell Dennick vs. Franklin, 10/29/83
Most Interceptions	4	Joe Helmer vs. Illinois Benedictine, 9/13/86
Most Tackles	23	Erik Wolfe vs. Austin Peay, 11/2/02
Most Sacks	3	Ethan Tyler at Wayne State, 9/9/06
		LaVarr Brown vs. Austin Peay, 11/5/05
		Kevin Rees vs. Lincoln, 11/20/04
		Stan Mucenski vs. Kentucky Wesleyan, 10/4/03
		Jamin Davis vs. Valparaiso, 10/21/00
		Orlan Foster vs. Union, 10/19/96
		Todd Dibkey vs. Wilmington, 10/12/96
		Zac Wells vs. Indianapolis, 11/12/94
		Kevin Toman vs. Northwood, 9/11/93
Longest Field Goal	57	Erich Hitzeman vs. Wayne State, 11/13/99
Longest Punt	81	Arthur Gilpin vs. Detroit Tech, 10/25/41
Longest Run	92	Les Klein vs. Northwest Missouri State, 9/21/57
Longest Pass	97	Scott Moore to Marty Corley vs. California (Pa.), 9/27/97
		Mike Maltby to Russell Dennick vs. Franklin, 10/29/83
Longest Kickoff Return	100	Bob Hamman vs. Butler, 10/17/54
Longest Punt Return	85	Scott Grove vs. Ashland, 11/14/81
Longest INT Return	88	David Ortiz vs. Kentucky Wesleyan, 10/10/98
Longest Fumble Return	53	Gil Murillo vs. Indiana State, 9/24/98



Dan Paulsen's 14 catches and 237 receiving yards against Tiffin in 2006 broke records which had stood for 26 years.

Team

Most Points	71	vs. Navy Pier, 11/10/56
Most Points, both teams	105	Franklin 62, SJC 43, 10/15/89
Largest Victory Margin	71-0	vs. Navy Pier, 11/10/56
Most Touchdowns	11	vs. Navy Pier, 11/10/56
Most Rushing Touchdowns	11	vs. Navy Pier, 11/10/56
Most Passing Touchdowns	5	vs. Tiffin, 10/16/04
		vs. Upper Iowa, 10/2/04
		vs. Northeastern Illinois, 9/17/83
Most PATs Made	9	vs. Wilmington, 10/12/96
Most Rushing Yards	502	vs. Indiana State, 10/17/58
Most Passing Yards	479	vs. Butler, 9/30/89
Most Total Yards	606	vs. Navy Pier, 11/10/56
Least Rushing Yards Allowed	-10	vs. Valparaiso, 10/23/82
Least Passing Yards Allowed	-4	vs. Loras, 10/10/59
Least Total Yards Allowed	17	vs. Eastern Michigan, 11/16/57
Most Rushing Attempts	82	vs. Valparaiso, 10/6/56
Most Passing Attempts	64	vs. Tiffin, 11/11/06
Most Completed Passes	37	vs. Indianapolis, 10/29/05
Most Interceptions	8	vs. Illinois Benedictine, 9/13/86
Most Quarterback Sacks	9	vs. Valparaiso, 10/8/05
	9	vs. Lincoln, 11/20/04
Most First Downs	30	vs. Evansville, 10/3/87
Most First Downs Rushing	24	vs. Quincy, 10/2/99
	24	vs. Ball State, 11/2/57
Most First Downs Passing	24	vs. Butler, 9/30/89
Most First Downs by Penalty	10	vs. Lincoln, 9/17/05



SINGLE-SEASON RECORDS

Rushing Yards

Name	Year	Yds
1. Rory Johnson	1987	1,466
2. Rory Johnson	1986	1,102
3. Jashon Banks	2009	1,034
4. Jimmy Allen	1989	1,006
5. Keith Fingerhut	1957	982
6. Greg Ford	2006	887
7. Harry Vinegar	1991	882
8. Jamon Buggs	1995	840
9. Larry Smith	1998	828
10. Jashon Banks	2008	801

Rushing Touchdowns

Name	Year	TDs
1. Jimmy Allen	1989	20
2. Rory Johnson	1987	15
3. Jason Baldwin	1998	13
Larry Smith	1998	13
Keith Fingerhut	1957	13
Terrence Freeman	2009	13
7. Jashon Banks	2010	11
8. Jashon Banks	2008	10
9. Rory Johnson	1986	9
Jashon Banks	2009	9

Rushing Attempts

Name	Year	Att
1. Rory Johnson	1987	259
2. Jimmy Allen	1989	224
3. Harry Vinegar	1991	210
4. Greg Ford	2006	206
5. Larry Smith	1996	205
6. Larry Smith	1998	197
7. Jimmy Allen	1990	192
8. Rory Johnson	1986	191
9. Nate Durant	2003	190
10. Rory Johnson	1985	188

Scoring

Name	Year	Pts
1. Jimmy Allen	1989	138
2. Larry Smith	1998	96
Rory Johnson	1987	96
4. Jashon Banks	2008	80
Erich Hitzeman	1998	80
Keith Fingerhut	1957	80
7. Jason Baldwin	1998	78
Terrence Freeman	2009	78
9. Greg Ford	2006	72
Dan Paulsen	2004	72

Total Offense

Name	Year	Yds
1. Anthony Lindsey	2005	2,849
2. Anthony Lindsey	2006	2,722
3. Mike Houston	1980	2,547
4. Mike Maltby	1983	2,426
5. Anthony Lindsey	2004	2,362
6. Anthony Lindsey	2007	2,240
7. Brian Hassett	1989	2,215
8. Damon Randolph	1988	1,998
9. John Fazio	1982	1,928
10. Larry Smith	1996	1,891

Team Single Season Records

Rushing Yards	3295	1998
Rushing Attempts	658	1996
Rushing Touchdowns	42	1957
Yards Per Rush	5.80	1957
Yards Per Game	349.8	1957
Passing Attempts	475	1983
Passing Completions	263	2005
Passing Yards	2907	2005
Passing Touchdowns	28	2006
Pass Completion Pct.	.638	2005
Yards Per Completion	21.45	1956
Yards Per Game	268.0	1982
Interceptions Thrown	29	1968/1983
Total Offense	4556	1996
Total Offense/Game	425.2	1989
All-Purpose Yards	5671	1996
All-Purpose Yards/Game	558.8	1989
Points	385	1996
Touchdowns	54	1956
Interceptions Caught	27	1986/1998
Punt Return Average	16.69	1966
Kickoff Return Average	25.44	1998
Tackles for Loss	117	2004
Sacks	35	1997

Passing Yards

Name	Year	Yds
1. Anthony Lindsey	2006	2,863
2. Anthony Lindsey	2005	2,860
3. Mike Houston	1980	2,433
4. Mike Maltby	1983	2,426
5. Anthony Lindsey	2004	2,415
6. Anthony Lindsey	2007	2,320
7. Brian Hassett	1989	2,215
8. Damon Randolph	1988	1,998
9. John Fazio	1982	1,928
10. Pat Leonard	1987	1,849

Passing Touchdowns

Name	Year	TDs
1. Anthony Lindsey	2006	27
2. Anthony Lindsey	2004	24
3. Mike Houston	1980	22
4. Mike Houston	1979	19
5. Anthony Lindsey	2007	18
5. Anthony Lindsey	2005	18
7. Brian Hassett	1989	15
8. Mike Maltby	1983	14
9. Larry Smith	1996	13
John Fazio	1982	13
Mike Hladik	2008	13

Completion Pct.

Name	Year	Pct.
1. Billy VandeMerkt	2010	.648
2. Anthony Lindsey	2005	.640
3. Anthony Lindsey	2006	.627
4. Anthony Lindsey	2007	.617
5. Billy VandeMerkt	2011	.611
6. John Fazio	1982	.586
7. Mike Hladik	2008	.581
8. Mike Houston	1978	.580
9. Mike Hladik	2009	.573
10. Pat Leonard	1986	.565

Pass Completions

Name	Year	No.
1. Anthony Lindsey	2005	259
2. Anthony Lindsey	2006	244
3. Mike Maltby	1983	207
4. Anthony Lindsey	2007	203
5. Anthony Lindsey	2004	194
6. Billy VandeMerkt	2011	179
7. Mike Houston	1980	176
8. John Fazio	1982	173
9. Mike Houston	1979	167
10. Brian Hassett	1989	165

Pass Attempts

Name	Year	No.
1. Mike Maltby	1983	445
2. Anthony Lindsey	2005	405
3. Anthony Lindsey	2006	389
4. Anthony Lindsey	2004	347
5. Anthony Lindsey	2007	329
6. Mike Houston	1980	317
7. Dave Jordy	1992	308
8. Brian Hassett	1989	307
9. Mike Houston	1979	305
10. John Fazio	1982	295

Receiving Yards

Name	Year	Yds
1. Dan Paulsen	2006	1,121
2. Gus Pasquini	1980	986
3. Dan Paulsen	2007	900
4. Dan Paulsen	2004	897
5. Larry Olewinski	1975	861
6. Dennis O'Hara	1986	782
7. Brian Outlaw	1996	736
8. Phil Williams	1992	728
9. Scott Chapman	2011	697
10. Joe Pallotta	1973	694
Rodney Lewis	1988	694

Receptions

Name	Year	Rec.
1. Dan Paulsen	2006	82
2. Gus Pasquini	1980	73
3. Dan Paulsen	2007	66
Scott Chapman	2011	66
5. Julian Walker	2011	59
6. Dennis O'Hara	1986	57
7. Keith Jones	1982	54
8. Larry Olewinski	1974	53
9. Keith Jones	1983	53
10. Mack Ogletree	2010	52

Touchdown Receptions

Name	Year	TDs
1. Dan Paulsen	2004	11
2. Dan Paulsen	2006	9
2. Brian Outlaw	1996	9
4. Dennis O'Hara	1986	8
Gus Pasquini	1979	8
6. Gus Pasquini	1980	7
John Hiltz	1971	7
George Sherwood	1956	7
9. Lonnie Hurst	2006	6
John Geske	1980	6
Chuck Sharkey	1980	6
Larry Olewinski	1973	6
Mike Sheahan	1966	6



SINGLE-SEASON RECORDS

Tackles

Name	Year	No.
1. Matt Brace	1990	178
2. Matt Brace	1991	177
3. Matt Brace	1989	169
4. Elbert Henderson	1998	147
5. Zac Wells	1995	136
6. Myron Moriarty	1976	134
7. Myron Moriarty	1973	132
8. Ralph Waldecki	1975	128
9. Larry Kissinger	1986	126
10. John Kilmartin	1974	125
10. Myron Moriarty	1974	125

Tackles for Loss

Name	Year	TFL
1. Jordan Rassam	2004	22
2. Matt Abel	2004	18
3. Anthony Rouba	2011	16.5
4. Rob Perricone	2006	15
Kevin Rees	2005	15
Bobby Jefferson	2001	15
7. Payne Schoen	2004	14.5
8. Stan Mucenski	2003	14
Scott Evans	1989	14
10. Elbert Henderson	1999	13
Jim McDonough	1994	13
Mike Cage	1984	13
Dave Jessie	1984	13
Bill Perry	2009	13

Sacks

Name	Year	No.
1. Eric Ziolkowski	1996	14
2. Aubrey McCoy	1992	12.5
3. Greg Fingerhut	1984	10
Joe Bezilla	1979	10
5. Scott Evans	1991	9.5
6. Terry Robichaud	1980	9
7. Todd Dibkey	1997	8
Scott Evans	1988	8
Mark Malott	1980	8
10. Aaron Thomas	1998	7
Kevin Toman	1993	7
Jim DeFalco	1985	7
John Misiora	1981	7
Kevin Forrest	1980	7
John Misiora	1980	7

Greg Ford concluded his collegiate career in 2007 as SJC's No. 2 all-time leading rusher.



Punt Return Yards

Name	Year	Yds
1. Grant Dean	2005	319
2. Scot Grove	1981	294
3. Chris Carlson	1986	215
4. Duwayne Mill	1978	197
5. Grant Dean	2004	196
6. Scot Grove	1982	191
7. Varon Cantrell	2000	184
8. Landon Langham	2003	182
9. Larry Kissinger	1984	177
10. Paul Kiffner	1967	158

Field Goals Made

Name	Year	No.
1. Erich Hitzeman	1998	13
2. Erich Hitzeman	1999	12
3. Dave Gandolph	1971	11
4. Erich Hitzeman	1997	9
Bob Budzielek	1988	9
Craig Giancola	1981	9
Michael Binder	2008	9
8. Michael Binder	2006	8
Brandon Deardorff	2004	8
10. Mike Malaski	1994	7
Russ Thomason	1992	7
Tony Hoop	1986	7
Bob Hoop	1983	7
Craig Giancola	1982	7

Interceptions

Name	Year	INTs
1. Joe Helmer	1986	11
2. Bill Pospisil	1970	9
3. Brian Stultz	1998	7
4. David Ortiz	1999	6
James Toombs	1988	6
Joe Helmer	1987	6
Sam Cullis	1981	6
Jim Finnerty	1979	6
Roy Kuennen	1976	6
Bill Pospisil	1969	6

Kickoff Return Yards

Name	Year	Yds
1. James Toombs	1988	627
2. James Toombs	1987	609
3. DeQwan Young	2007	592
4. Phil Williams	1990	561
5. David Shabazz	1998	554
6. Carlos Phillips	1973	511
7. Roy Kuennen	1975	502
8. Deshon McClendon	2009	498
9. Matt Joseph	2003	497
10. Grant Dean	2004	484



Anthony Lindsey graduated as the holder of nearly every SJC passing record.

All-Purpose Yards

Name	Year	Yards
1. Rory Johnson	1987	1,597
2. Carlos Phillips	1973	1,324
3. Gus Pasquini	1980	1,296
4. George Connelly	1960	1,233
5. Jimmy Allen	1989	1,214
6. Brian Outlaw	1996	1,174
7. Jashon Banks	2008	1,169
Greg Ford	2006	1,169
Rory Johnson	1986	1,169
10. Phil Williams	1992	1,165

PAT Kicks Made

Name	Year	No.
1. Erich Hitzeman	1996	42
2. Erich Hitzeman	1998	39
3. Erich Hitzeman	1997	38
4. Brandon Deardorff	2004	36
5. Michael Binder	2008	34
6. Michael Binder	2007	32
Michael Binder	2006	32
8. Tony Hoop	1986	31
Ray Banary	1979	31
Kevin Quackenbush	2010	31

Punting Average

Name	Year	Avg
1. Joe Whalen	1965	42.29
2. Kevin Quackenbush	2008	39.39
3. Erich Hitzeman	1998	39.22
4. Justin Long	2003	38.79
5. Justin Long	2002	38.20
6. Don Azzarito	1987	37.73
7. Justin Long	2004	37.25
8. Duwayne Mill	1977	37.03
9. Jeff Fairchild	1989	36.95
10. Jason Miskus	1992	36.69



CAREER RECORDS



Jimmy Allen was the Division II national leader in scoring with 138 points in 1989.

Rushing Yards

Name	Years	Yds
1. Rory Johnson	1984-87	3,144
2. Jashon Banks	2007-10	3,073
3. Greg Ford	2004-07	2,620
4. Jimmy Allen	1987-90	2,610
5. Larry Smith	1995-98	2,309
6. Harry Vinegar	1989-93	1,943
7. Mike Murphy	1956-59	1,578
8. Larry Shelton	1976-79	1,541
9. Greg Duggin	1974-77	1,490
10. Terrence Freeman	2006-09	1,479

Rushing Touchdowns

Name	Years	TDs
1. Jashon Banks	2007-10	35
2. Jimmy Allen	1987-90	33
3. Rory Johnson	1984-87	27
4. Mike Murphy	1956-59	26
5. Larry Smith	1995-98	26
6. Terrence Freeman	2006-09	26
7. Greg Ford	2004-07	23
8. Keith Fingerhut	1956-57	19
9. Jason Baldwin	1997-99	18
10. Mike Houston	1978-81	17

Rushing Attempts

Name	Years	Att
1. Jimmy Allen	1987-90	658
2. Rory Johnson	1984-87	640
3. Greg Ford	2004-07	633
4. Larry Smith	1995-98	605
5. Jashon Banks	2007-10	561
6. Harry Vinegar	1989-93	500
7. Keith Jones	1980-83	400
8. Larry Shelton	1976-79	399
9. Greg Duggin	1974-77	375
10. Jim Taylor	1971-74	367
10. Mike Murphy	1956-59	367

Passing Yards

Name	Years	Yds
1. Anthony Lindsey	2004-07	10,458
2. Mike Houston	1978-81	6,815
3. Dave Jordy	1991-94	4,741
4. Pat Leonard	1984-87	4,173
5. Jeff Taylor	1973-76	3,977
6. Mike Hladik	2008-10	3,484
7. Mike Maltby	1982-83	3,153
8. Duffy Hagist	1964-66	2,914
9. Bill Reagan	1971-73	2,725
10. Brian Hassett	1986-89	2,577

Passing Touchdowns

Name	Years	TDs
1. Anthony Lindsey	2004-07	87
2. Mike Houston	1978-81	57
3. Bill Reagan	1971-73	28
4. Dave Jordy	1991-94	26
5. Pat Leonard	1984-87	25
6. Mike Hladik	2008-10	23
7. Larry Smith	1995-98	20
8. Billy VandeMerkt	2010-pres.	18
Mike Maltby	1982-83	18
10. Terry Campbell	1969-71	17

Completion Pct.

Name	Years	Pct.
1. Billy VandeMerkt	2010-pres.	.623
2. Anthony Lindsey	2004-07	.612
3. John Fazio	1981-82	.580
4. Mike Hladik	2008-10	.572
5. Mike Houston	1978-81	.559
6. Pat Leonard	1984-87	.531
7. Tim Miloserny	1984-85	.524
8. Brian Hassett	1986-89	.522
9. Bill Reagan	1971-73	.499
10. Damon Randolph	1985-88	.495

Pass Completions

Name	Years	No.
1. Anthony Lindsey	2004-07	900
2. Mike Houston	1978-81	576
3. Dave Jordy	1991-94	377
4. Pat Leonard	1984-87	350
5. Mike Hladik	2008-10	323
6. Jeff Taylor	1973-76	291
7. Billy VandeMerkt	2010-pres.	271
8. Mike Maltby	1982-83	263
9. Duffy Hagist	1964-66	240
10. Bill Reagan	1971-73	203

Pass Attempts

Name	Years	No.
1. Anthony Lindsey	2004-07	1,470
2. Mike Houston	1978-81	1,031
3. Dave Jordy	1991-94	818
4. Pat Leonard	1984-87	659
5. Jeff Taylor	1973-76	646
6. Mike Hladik	2008-10	565
7. Mike Maltby	1982-83	554
8. Duffy Hagist	1964-66	539
9. Billy VandeMerkt	2010-pres.	435
10. Bill Reagan	1971-73	407

Receiving Yards

Name	Years	Yds
1. Dan Paulsen	2004-07	3,581
2. Larry Olewinski	1973-76	2,072
3. Dennis O'Hara	1983-86	1,693
4. Rodney Lewis	1986-89	1,678
5. Brian Outlaw	1995-97	1,506
6. Mack Ogletree	2007-10	1,496
7. Gus Pasquini	1979-80	1,488
8. Sean Winchell	1988-91	1,414
9. Scott Chapman	2007-11	1,398
10. Jeff Fairchild	1986-89	1,351
Russell Dennick	1981-84	1,351

Receptions

Name	Years	Rec.
1. Dan Paulsen	2004-07	238
2. Mack Ogletree	2007-10	135
3. Rodney Lewis	1986-89	132
4. Keith Jones	1980-83	126
5. Dennis O'Hara	1983-86	122
6. Larry Olewinski	1973-76	120
7. Gus Pasquini	1979-80	118
8. Scott Chapman	2007-11	110
9. Greg Ford	2004-07	103
10. Jeff Fairchild	1986-89	97

Touchdown Receptions

Name	Years	TDs
1. Dan Paulsen	2004-07	29
2. Brian Outlaw	1994-97	15
2. Gus Pasquini	1979-80	15
4. Dennis O'Hara	1983-86	14
5. Mack Ogletree	2007-10	12
6. Justin Long	2001-04	10
Russell Dennick	1981-84	10
Chuck Sharkey	1978-80	10
Dave Bormann	1978-81	10
Mike Sheahan	1965-66	10



CAREER RECORDS



SJC all-time scoring leader Erich Hitzeman

Miscellaneous Career Records

Total Touchdowns Scored	Jimmy Allen	38	2007-10
Yards Per Rush	Marty Corley	7.5	1996-97
Interceptions Thrown	Mike Houston	83	1978-81
Passing Efficiency	Anthony Lindsey	134.8	2004-07
Yards Per Pass	Larry Smith	8.4	1995-98
Yards Per Completion	Larry Smith	17.3	1995-98
Yards Per Reception	John Hiltz	21.9	1969-71
All-Purpose Yards Per Game	Carlos Phillips	125.6	1972-73
Punt Returns	Scot Grove	74	1979-82
Punt Return TDs	George Badke	2	1965-67
Punt Return Avg	Mack Ogletree	15.73	2007-10
Kick Returns	James Toombs	85	1985-88
Kick Return TDs	James Toombs	3	1985-88
Kick Return Avg	Brian Outlaw	24.90	1995-97
Interception Return Yards	David Ortiz	350	1996-99
Interception TDs	Bill Pospisil	3	1969-71

Scoring

Name	Years	Pts
1. Erich Hitzeman	1996-99	260
2. Jashon Banks	2007-10	230
3. Jimmy Allen	1987-90	226
4. Terrence Freeman	2006-09	204
5. Dan Paulsen	2004-07	188
6. Michael Binder	2005-08	182
7. Greg Ford	2004-07	174
8. Rory Johnson	1984-87	168
9. Larry Smith	1995-98	164
10. Mike Murphy	1956-59	156

Total Offense

Name	Years	Yds
1. Anthony Lindsey	2004-07	10,173
2. Mike Houston	1978-81	7,004
3. Dave Jordy	1991-94	5,031
4. Larry Smith	1995-98	4,471
5. Pat Leonard	1984-87	4,177
6. Jeff Taylor	1973-76	4,009
7. Mike Hladik	2008-10	3,210
8. Mike Maltby	1982-83	3,153
9. Rory Johnson	1984-87	3,144
10. Jashon Banks	2007-10	3,073

Tackles

Name	Years	No.
1. Matt Brace	1988-91	608
2. Myron Moriarty	1973-76	441
3. Ralph Waldecki	1974-78	394
4. Terry Davisson	1963-66	387
5. Elbert Henderson	1996-99	371
6. Zac Wells	1993-96	363
7. Joe Kearns	1972-75	325
8. Mike Beatty	1972-75	323
9. Matt Abel	2001-04	293
10. Mark Greiner	1975-78	290

Tackles for Loss

Name	Years	TFL
1. Jordan Rassam	2001-04	43
2. Kevin Rees	2002-05	42
2. Sam Gonzales	2008-11	36
4. Matt Abel	2001-04	34
Anthony Rouba	2008-11	34
5. Payne Schoen	2004-	33
6. Fred Blanton	2004-07	31
7. LaVarr Brown	2003-06	30.5
Cory Sanders	2003-06	30.5
9. Devin Dubose	2006-09	30
Elbert Henderson	1996-99	30

Quarterback Sacks

Name	Years	No.
1. Scott Evans	1998-91	19.5
2. Sam Gonzales	2008-11	18
3. Greg Fingerhut	1981-84	17
4. Joe Bezilla	1977-80	17
5. John Taylor	1981-83	15
6. John Misiora	1979-81	15
7. Eric Ziolkowski	1993-96	14
8. Aubrey McCoy	1989-92	13.5
Athony Rouba	2008-11	13.5
10. Todd Dibkey	1994-97	13
Jim McDonough	1991-94	13
Terry Robichaud	1979-82	13

Kickoff Return Yards

Name	Years	Yds
1. James Toombs	1985-88	2,072
2. Grant Dean	2004-07	1,309
3. Brian Outlaw	1995-97	1,270
4. Rico Epps	1999-2002	1,097
5. Phil Williams	1989-92	1,021
6. Mack Ogletree	2007-10	1,015
7. Deshon McClendon	2007-09	934
8. Roy Kuennen	1975-76	874
9. Carlos Phillips	1972-73	826
10. John Hiltz	1969-71	788

Punt Return Yards

Name	Years	Yds
1. Grant Dean	2004-07	610
2. Scot Grove	1979-82	603
3. Bill Pospisil	1969-71	405
4. Duwayne Mill	1977-78	352
5. George Badke	1965-67	338
6. Larry Kissinger	1983-86	316
7. Mike Bettinger	1977-79	285
8. Les Klein	1957-59	272
9. David Ortiz	1996-99	258
10. Chris Carlson	1985-86	242

Field Goals Made

Name	Years	No.
1. Erich Hitzeman	1996-99	41
2. Michael Binder	2005-08	25
3. Russ Thomason	1990-93	21
4. Dave Gandolph	1969-71	20
5. Brandon Deardorff	2001-04	17
6. Craig Giancola	1981-82	16
7. Bob Budzielek	1987-88	13
8. Ray Banary	1976-79	13
9. Mike Malaski	1992-95	11
10. Bob Hoop	1980-83	10

Interceptions

Name	Years	INTs
1. Bill Pospisil	1969-71	20
2. Joe Helmer	1986-87	17
3. David Ortiz	1996-99	16
4. DeQwan Young	2004-07	15
5. James Toombs	1985-88	14
6. Brian Stultz	1996-99	12
Larry Kissinger	1983-86	12
8. Lance Burns	2004-07	11
Rico Epps	1999-2002	11
Montell Pace	1997-2001	11
Scott Babjak	1993-96	11

All-Purpose Yards

Name	Years	Yards
1. Jashon Banks	2007-10	3,623
2. Dan Paulsen	2004-07	3,581
3. Greg Ford	2004-07	3,453
4. Rory Johnson	1984-87	3,346
5. Jimmy Allen	1987-90	3,095
6. Mack Ogletree	2007-10	3,059
7. Harry Vinegar	1989-93	3,053
8. Brian Outlaw	1995-97	2,900
9. Larry Olewinski	1973-76	2,795
10. Keith Jones	1980-83	2,593

PAT Kicks Made

Name	Years	No.
1. Erich Hitzeman	1996-99	135
2. Michael Binder	2005-08	107
3. Brandon Deardorff	2001-04	81
4. Ray Banary	1976-79	79
5. Kevin Quackenbush	2008-11	58
6. Dave Gandolph	1969-71	47
7. Tony Hoop	1983-86	45
8. Bob Budzielek	1987-88	42
9. Russ Thomason	1990-93	34
10. Craig Giancola	1981-82	33

Punting Average

Name	Years	Avg
1. Justin Long	2001-04	37.38
2. Joe Whalen	1963-65	37.20
3. Kevin Quackenbush	2008-11	36.92
4. Erich Hitzeman	1996-99	36.44
5. Terry Rudnick	1967-69	35.80
6. Milt Payton	1966-68	35.71
7. Gus Pasquini	1979-80	35.38
8. Dan Gandolph	1993-96	35.20
9. Duwayne Mill	1977-78	35.17
10. Dave Jordy	1991-94	34.93



ALL-TIME SCORES AND RECORDS

1962 (4-4-1)			1970 (7-2)		1977 (5-4)		1984 (2-7)				
Hillsdale	L	27-6	Olivet	W	39-7	Wisconsin-Eau Claire	L	17-10	Northeastern Illinois	L	14-7
Central State	T	14-14	Georgetown	L	14-13	Olivet	W	34-0	Wayne State	W	10-6
Valparaiso	W	13-6	Valparaiso	W	38-19	Indiana Central	W	21-19	Evansville	W	37-23
Evansville	W	14-2	DePauw	W	14-3	Franklin	L	31-7	Butler	L	22-17
Ball State	L	14-0	Butler	W	26-24	Butler	L	17-7	Ashland	L	18-7
Butler	W	6-0	Millikin	W	31-15	Wabash	L	25-10	Franklin	L	20-7
DePauw	L	15-0	Wabash	W	27-17	DePauw	W	24-6	Valparaiso	L	31-0
Wheaton	W	25-7	Evansville	L	23-15	Evansville	W	21-7	Indiana Central	L	23-22
Indiana State	L	16-0	Franklin	W	22-0	Valparaiso	W	17-7	Georgetown	L	30-0
1963 (2-7)			1971 (8-2)		1978 (5-4-1)		1985 (3-7)				
Indiana (Pa.)	L	22-6	Indiana Central	W	44-7	Ferris State	T	10-10	Dayton	L	45-14
Central State	L	19-10	Northwood	W	30-10	Northeastern Illinois	L	28-22	Wisconsin-Platteville	W	7-3
Valparaiso	W	14-7	Valparaiso	W	10-6	Olivet	W	27-10	Franklin	L	31-14
Evansville	L	14-0	DePauw	W	45-12	Indiana Central	L	17-0	Evansville	W	10-7
Ball State	L	23-0	Butler	W	24-6	Franklin	W	8-7	Butler	L	31-3
Butler	L	27-0	Butler	W	24-6	Butler	W	21-17	Ashland	L	23-0
DePauw	W	9-6	Millikin	L	17-8	Wabash	L	24-0	Franklin	L	25-7
Wheaton	L	35-6	Wabash	W	20-7	DePauw	W	23-20	Valparaiso	W	28-21
Indiana State	L	28-0	Evansville	W	7-3	Evansville	L	14-10	Indiana Central	L	41-7
1964 (0-8)			Franklin	L	28-7	Valparaiso	W	13-7	Georgetown	L	41-14
Dayton	L	41-0	Illinois Benedictine	W	24-21	1979 (8-2)		1986 (6-4)			
Valparaiso	L	41-8	1972 (4-4-1)		Ferris State	W	28-7	Muskingum	W	27-26	
Evansville	L	42-0	Valparaiso	L	7-3	Northeastern Illinois	W	20-18	Illinois Benedictine	W	35-0
Ball State	L	38-7	Northwood	W	27-14	Olivet	W	35-18	Bemidji State	W	37-10
Butler	L	41-0	DePauw	W	8-7	Indiana Central	W	28-7	Evansville	W	15-14
DePauw	L	27-7	Butler	L	33-8	Franklin	L	14-13	Butler	L	32-22
Findlay	L	27-0	Franklin	L	14-7	Butler	W	28-23	Ashland	L	17-14
Indiana State	L	35-8	Indiana Central	W	35-6	Wabash	L	46-7	Franklin	W	35-28
1965 (3-5)			Evansville	L	43-34	DePauw	W	28-10	Valparaiso	L	13-10
DePauw	L	37-13	Wayne State	T	14-14	Evansville	W	21-20	Indianapolis	L	23-17
Butler	L	21-12	Illinois Benedictine	W	47-25	Valparaiso	W	24-14	St. Francis	W	48-19
Indiana State	W	14-6	1973 (3-7)		1980 (6-4)		1987 (5-4-1)				
Defiance	W	14-0	Northwood	L	17-13	Ferris State	L	20-15	Illinois Benedictine	W	22-12
Valparaiso	W	15-14	Wayne State	L	21-13	Franklin	L	31-24	St. Francis (Ill.)	W	19-14
Evansville	L	28-6	Butler	L	13-7	Olivet	W	14-7	Valparaiso	L	32-3
Ball State	L	42-19	DePauw	L	30-16	Evansville	L	31-27	Evansville	W	48-41
Findlay	L	56-13	Evansville	L	34-26	Georgetown	W	13-7	Butler	L	14-3
1966 (4-4)			Franklin	W	17-13	Indiana Central	W	34-21	Ashland	T	35-35
Western Kentucky	L	42-21	Eastern Illinois	L	34-14	Valparaiso	W	29-6	Franklin	W	49-21
DePauw	W	13-7	Indiana Central	W	16-14	DePauw	W	37-19	Dayton	W	24-22
Butler	L	20-7	Valparaiso	L	38-7	Ashland	L	21-14	Indianapolis	L	42-21
Indiana State	L	19-0	Illinois Benedictine	W	33-24	Butler	W	24-0	Fairmont State	L	42-36
Ashland	W	13-6	1974 (0-9)		1981 (6-3)		1988 (4-6)				
Valparaiso	W	17-12	Mount Union	L	22-7	Franklin	L	35-2	St. Mary's	L	34-0
Evansville	W	20-14	Wayne State	L	8-6	Northeastern Illinois	W	27-6	St. Francis (Ill.)	L	25-10
Ball State	L	29-16	DePauw	L	20-14	Saginaw Valley St.	L	35-25	Baldwin-Wallace	L	20-12
1967 (3-6)			Evansville	L	29-12	Evansville	W	7-3	Butler	L	43-20
Western Kentucky	L	47-7	Franklin	L	30-14	Georgetown	W	17-14	Saginaw Valley St.	L	50-43
DePauw	L	27-0	Wabash	L	26-6	Indiana Central	W	9-0	Franklin	L	62-43
Butler	L	27-2	Indiana Central	L	28-12	Valparaiso	W	21-9	Kentucky State	W	16-3
Indiana State	L	13-0	Butler	L	64-26	Butler	W	33-31	Indianapolis	W	50-34
Wheaton	L	14-7	Valparaiso	L	16-3	Ashland	L	27-21	Ashland	W	14-7
Valparaiso	W	34-0	1975 (2-8)		1982 (4-6)		1989 (4-6)				
Evansville	W	7-3	Olivet	L	17-13	Carson-Newman	L	37-16	Wisconsin-Whitewater	L	39-25
Ball State	W	7-2	Indiana Central	L	38-8	Saginaw Valley St.	W	25-0	St. Francis (Ill.)	L	39-28
Illinois Wesleyan	L	22-3	Wayne State	L	42-13	Northeastern Illinois	W	41-9	Baldwin-Wallace	W	33-20
1968 (1-8)			Butler	L	37-8	Evansville	L	26-21	Butler	L	43-28
North Park	W	35-21	Wabash	W	14-7	Georgetown	W	31-14	Saginaw Valley St.	W	55-47
Dayton	L	57-0	Mount Union	L	55-8	Indiana Central	L	9-7	So. Connecticut St.	L	41-24
DePauw	L	20-6	Franklin	L	14-6	Valparaiso	W	30-10	Dayton	L	39-21
Butler	L	49-14	DePauw	L	12-7	Franklin	L	32-24	Indianapolis	L	52-49
Indiana State	L	48-6	Evansville	L	20-19	Butler	L	31-16	Ashland	W	23-21
Wabash	L	21-6	Valparaiso	W	13-6	Ashland	L	17-14	Valparaiso	W	49-28
Valparaiso	L	3-0	1976 (6-3)		1983 (2-7-1)		1990 (3-7)				
Evansville	L	36-0	Olivet	W	37-0	Grand Valley St.	L	24-22	Grand Valley St.	L	58-16
Ball State	L	47-6	Ferris State	W	38-30	Northeastern Illinois	W	42-13	Butler	L	17-10
1969 (5-4)			Indiana Central	W	17-10	Wayne State	L	23-0	Indianapolis	L	26-17
Olivet	W	46-0	Franklin	L	20-19	Evansville	T	17-17	Saginaw Valley St.*	L	35-24
Wabash	W	16-10	Butler	W	28-18	Georgetown	L	29-27	Valparaiso	L	16-14
Valparaiso	L	19-6	Wabash	L	16-10	Indiana Central	L	14-7	Ashland	L	31-0
DePauw	L	26-30	Evansville	L	16-0	Valparaiso	L	21-10	Hillsdale	L	40-0
Butler	W	20-17	DePauw	W	24-2	Franklin	W	27-21	Wayne State	W	29-9
Illinois Wesleyan	W	17-14	Valparaiso	W	7-3	Butler	L	24-7	Northern Michigan	W	23-19
Georgetown	W	20-17				Ashland	L	28-7	Ferris State	L	30-0
Evansville	L	49-24									
Franklin	L	27-15									

*game later forfeited to SJC



ALL-TIME SCORES AND RECORDS

1991 (4-6)		1996 (9-2)		2001 (2-8)		2007 (4-7)			
Grand Valley St.	L	31-3	Indianapolis	L-OT	28-21	10-0	Grand Valley St.	L	42-14
Butler	L	37-10	West Virginia Tech	W	29-0	23-20	Wayne State	L	42-19
Indianapolis	L	28-10	Indiana State	L	47-14	21-0	Butler	L	8-11
Saginaw Valley St.	L	38-33	California (Pa.)	W	37-7	47-21	Indianapolis	L	16-42
Valparaiso	W	13-10	Quincy	W	34-18	42-0	Kentucky State	W	33-20
Ashland	L	9-0	Wilmington	W	63-7	29-7	Missouri-Rolla	W	35-17
Hillsdale	W	10-0	Union	W	27-22	19-2	Tiffin	L	13-17
Wayne State	L	27-20	Morehead State	W	26-22	24-7	Kentucky Wesleyan	W	49-28
Northern Michigan	W	28-21	Kentucky Wesleyan	W	52-7	17-14	West Chester	L	20-34
Ferris State	W	16-10	Butler	W	49-0	47-14	Central State	L	21-34
			West Liberty State	W	45-9		Lincoln	W	52-7
1992 (1-8-1)		1997 (5-6)		2002 (4-7)		2008 (5-5)			
Grand Valley St.	L	28-18	Indianapolis	L	26-13	41-3	Hillsdale	L	6-49
Butler	L	33-7	West Virginia Tech	W	52-0	28-27	Kentucky State	L	27-31
Indianapolis	T	24-24	Eastern Illinois	L	41-20	24-17	Virginia State	W	43-36
Saginaw Valley St.	L	20-18	West Liberty State	L	47-37	41-17	Lake Erie (OH)	W	58-35
Valparaiso	L	16-14	California (Pa.)	W	42-21	54-43	Lincoln	W	31-10
Ashland	L	21-7	Quincy	W	52-14	27-21	Missouri S&T	L	29-38
Hillsdale	L	14-6	Union	W	60-20	40-7	Fairmont State	W	38-14
Wayne State	L	27-6	Morehead State	L	37-7	21-14	Kentucky Wesleyan	L	36-39
Northern Michigan	W	44-14	Kentucky Wesleyan	W	37-31	42-7	Southwest Baptist	L	7-38
Ferris State	L	23-7	New Haven	L	56-14	45-0	Central State	W	30-7
			Butler	L	20-13	54-20	2009 (5-6)		
1993 (1-8-1)		1998 (7-4)		2003 (2-9)		2010 (5-5)			
Grand Valley St.	L	38-14	Eastern Illinois	L	24-7	76-20	Hillsdale	L	7-37
Northwood	T	13-13	Tri-State	L	38-35	44-7	Valparaiso	W	31-6
Indianapolis	L	33-14	Malone	W	51-34	34-20	Missouri S&T	W	44-41
Saginaw Valley St.	L	13-3	Indiana State	L	38-7	75-0	Lake Erie (OH)	L	21-31
St. Francis (Ill.)	L	29-0	Quincy	W	37-0	57-21	Lincoln	W	41-7
Ashland	L	12-0	Kentucky Wesleyan	W	41-14	44-24	Sam Houston	L	0-41
Hillsdale	L	16-15	Dayton	W	30-17	23-7	Ohio Dominican	L	14-45
Wayne State	W	38-24	Georgetown	W	41-27	24-9	Urbana	L	14-21
Northern Michigan	L	24-7	New Haven	L	39-24	17-0	Kentucky Wesleyan	W	48-7
Ferris State	L	35-13	Valparaiso	W	32-15	53-14	Southwest Baptist	L	16-28
			Wayne State	W-OT	41-39	17-13	Central State	W	31-20
1994 (4-7)		1999 (4-7)		2004 (7-4)		2011 (2-8)			
Howard Payne	W	16-6	Indianapolis	L	19-10	48-7	Truman State	L	23-13
Wayne State	L	38-22	Georgetown	L	33-21	38-6	Indiana State	L	57-7
Hillsdale	W	29-27	Malone	W	12-6	45-18	Shepherd	L	55-0
Michigan Tech	L	31-28	Glenville State	L	7-3	37-21	Valparaiso	W	50-7
Northern Michigan	L	37-10	Quincy	W	41-7	34-33	Lincoln	W	58-22
Saginaw Valley St.	L	13-12	Kentucky Wesleyan	W	25-17	42-13	Notre Dame (OH)	W	37-7
Northwood	L	20-14	St. Francis (Ill.)	L-OT	27-24	43-40	Urbana	W	27-20
St. Francis (Ill.)	W	20-13	Dayton	L	35-6	50-12	Kentucky Wesleyan	W	43-35
Ashland	L	14-7	New Haven	L	42-21	34-0	Southwest Baptist	L	51-43
Ferris State	L	17-7	Valparaiso	L	33-10	34-0	Missouri S&T	L	27-21
Indianapolis	W	19-0	Wayne State	W	23-15	48-7	2010 (5-5)		
1995 (1-9)		2000 (2-8)		2005 (7-4)		2011 (2-8)			
Wayne State	L	35-9	Indianapolis	L	33-7	30-15	Ohio Dominican	L	32-20
Hillsdale	L	49-0	St. Francis (Ill.)	L	30-11	10-7	Shepherd	L	45-7
Northern Michigan	L	28-14	Shepherd	L	34-10	56-21	Lindenwood	L	55-14
Michigan Tech	L	44-23	Glenville State	L	20-14	41-13	Southwest Baptist	L	21-19
Saginaw Valley St.	L	49-26	Tri-State	L	24-19	28-23	Robert Morris	W	35-27
Northwood	L	19-18	Quincy	W	47-15	13-7	Notre Dame (OH)	L	45-14
St. Francis (Ill.)	L	24-14	New Haven	L	54-7	34-21	Urbana	L	42-0
Ashland	W	21-13	Valparaiso	W	34-23	28-7	Kentucky Wesleyan	W	31-21
Ferris State	L	43-26	Dayton	L	47-0	23-7	William Jewell	L	19-8
			Georgetown	L	55-15	34-13	Missouri S&T	L	45-24
						42-14	2011 (2-8)		
				2006 (8-3)					
				St. Francis (Ill.)		W	37-0		
				Wayne State		W	17-10		
				Grand Valley St.		L	31-6		
				Indianapolis		L	35-22		
				Missouri-Rolla		W	38-24		
				Valparaiso		W	43-14		
				Lincoln		W	60-3		
				Kentucky Wesleyan		W	41-3		
				Fairmont State		W-6OT	19-11		
				Central State		L	27-34		
				Tiffin		W	24-23		



ALL-TIME SERIES RECORDS

OPPONENT	W	L	T	OPPONENT	W	L	T
Ashland (Ohio).....	4	14	1	Mount Union.....	0	2	0
Austin Peay	3	2	0	Muskingum (Ohio).....	1	0	0
Baldwin-Wallace.....	1	1	0	New Haven (Conn.).....	0	5	0
Ball State	8	13	0	North Park (Ill.).....	1	0	0
Bemidji State.....	1	0	0	Northeastern (Ill.).....	4	2	0
Benedictine (Ill.)	6	1	0	Northeast Oklahoma State	0	1	0
Butler.....	19	34	0	Northwest Missouri State	0	2	0
California (Pa.).....	2	0	0	Northern Michigan	3	3	0
Canterbury.....	7	4	0	Northwood	2	5	1
Carroll (Wisc.).....	1	0	0	Notre Dame	0	2	0
Carson-Newman.....	0	1	0	Notre Dame College.....	1	1	0
Central State (Ohio)	2	6	1	Oakland City.....	2	0	0
Charleston (WV).....	0	0	0	Ohio Dominican.....	0	2	0
Dayton.....	2	7	0	Olivet (Mich.).....	7	1	0
Defiance (Ohio)	1	0	0	Otterbein (Ohio)	1	0	0
DePaul	0	2	0	Quincy	5	2	0
DePauw	17	9	1	Robert Morris (IL).....	1	0	0
Earlham (Ind.).....	1	0	0	Rose-Poly Institute	3	1	0
Eastern Illinois.....	1	4	0	Sam Houston State	0	1	0
Eastern Michigan.....	2	0	0	Saginaw Valley State.....	3	7	0
Evansville.....	17	19	0	Saint Ambrose	1	7	1
Fairmont State (W.Va.)	2	1	0	Saint Francis (Ill.)	7	8	0
Ferris State (Mich.).....	3	6	1	Saint Mary's (Ca.).....	0	1	0
Findlay (Ohio).....	0	2	0	Saint Norbert's.....	5	6	1
Franklin	6	15	0	Shepherd.....	0	4	0
Gannon (Pa.).....	0	3	0	South Dakota.....	0	1	0
Georgetown (Ky.).....	5	8	0	Southern Connecticut State	0	1	0
Glenville State (W.Va.).....	0	2	0	Southern Illinois.....	0	1	0
Grand Valley State	0	7	0	Southwest Baptist (Mo.)	0	4	0
Heidelberg (Ohio).....	0	1	0	Tiffin (Ohio)	3	2	0
Hillsdale	2	8	0	Toledo.....	1	1	0
Howard Payne (Tex.).....	1	0	0	Tri-State.....	0	3	0
Illinois Wesleyan.....	2	1	1	Truman State (Mo.).....	0	3	0
Indiana State	12	16	0	Union (Ky.).....	2	0	0
Indiana (Pa.).....	0	1	0	Upper Iowa	2	0	0
Indianapolis.....	10	25	1	Urbana.....	1	2	0
Kentucky State.....	1	1	0	Valparaiso.....	35	27	2
Kentucky Wesleyan.....	12	1	0	Virginia State	1	0	0
Lake Erie (Ohio)	1	1	0	Wabash.....	4	6	0
Lake Forest.....	0	2	0	Wayne State (Mich.).....	6	9	1
Lewis	0	3	1	West Chester (Pa.).....	0	1	0
Lincoln (Mo.).....	8	1	0	West Liberty State	2	1	0
Lindenwood	0	1	0	West Virginia Tech	3	0	0
Loras (Iowa)	6	4	0	Western Kentucky	0	2	0
Louisville.....	2	5	1	Western Washington.....	0	1	0
Loyola (Ill.)	0	1	1	Wheaton (Ill.).....	1	3	0
Malone (Ohio).....	2	0	0	William Jewell	0	1	0
Manchester.....	1	4	0	Wilmington.....	1	0	0
McKendree.....	0	0	0	Wisconsin-Eau Claire	0	1	0
Michigan Tech.....	0	2	0	Wisconsin-Platteville	1	0	0
Millikin.....	1	1	0	Wisconsin-Whitewater.....	0	1	0
Missouri Science & Technology	4	3	0	Xavier	0	5	0
Morehead State (Ky.).....	1	2	0				



2012 OPPONENTS

Valparaiso

August 30th, Brown Field
Valparaiso, IN – 7 PM

Location: Valparaiso, Indiana
Enrollment: 3,980
Conference: Pioneer
Affiliation: NCAA Division I
Nickname: Crusaders
Colors: Brown and Gold
Stadium: Brown Field (5,000)
2011 Record: 1-10
Athletic Director: Mark LaBarbera
Head Coach: Dale Carlson
Record at VU: 1-21 (2 Years)
Career Record: 111-124-3 (23 Years)
SID: TBD
Office: 219-464-5292
Series Record: 35-27-2, SJC
Last Meeting: 2010 - SJC 50-7
Athletic Website: valpoathletics.com



University of Charleston

September 6th,
Charleston, WV - 7 PM ET

Location: Charleston, West Virginia
Enrollment: 1,400
Conference: West Virginia Intercollegiate
Affiliation: NCAA Division II
Nickname: Golden Eagles
Colors: Maroon and Gold
Stadium:
2011 Record: 5-6
Athletic Director: Dr. Bren Stever
Head Coach: Pat Kikland
Record at UC: 5-6 (1 year)
SID: William McDaniel
Office: 304-720-6690
Series Record: First Meeting
Athletic Website: ucgoldeneagles.com



Robert Morris University

September 15th, Morris Field
Chicago, IL – 2 PM

Location: Chicago, Illinois
Enrollment: 7,010
Conference: Mid-States Football Association
Affiliation: NAIA
Nickname: Eagles
Colors: Dark Maroon and Vegas Gold
Stadium: Morris Field
2011 Record: 4-4
Athletic Director: Megan Smith Eggert
Head Coach: Jared Williamson
Record at RMU: 4-4 (1 year)
SID: Tom Czop
Office: 312-935-4535
Series Record: 1-0 SJC
Last Meeting: 2011 - SJC 35-27
Athletic Website: robertmorris.edu/athletics



Central State University

September 22nd, Alumni Stadium
Rensselaer, IN – Noon

Location: Wilberforce, Ohio
Enrollment: 2,500
Conference: Great Lakes Valley
Affiliation: NCAA Division II
Nickname: Marauders
Colors: Maroon and Gold
Stadium: McPherson Stadium (7,000)
2011 Record: 1-10
Athletic Director: TBA
Head Coach: E.J. Junior III
Record at CSU: 3-29(3 years)
SID: Ed Chamness
Office: 937-470-4276
Series Record: 2-6-1 CSU
Last Meeting: 2009 - SJC 31-20
Athletic Website: www.maraudersports.com





2012 OPPONENTS

Quincy

September 29th, Alumni Stadium
Rensselaer, IN - Noon

Location: Quincy, Illinois
Enrollment: 1,300
Conference: Great Lakes Valley
Affiliation: NCAA Division II
Nickname: Hawks
Colors: Brown and Gold
Stadium: Flinn Stadium (4,000)
2011 Record: 4-6
Athletic Director: Marty Bell
Head Coach: Tom Pajic
Record at QU: First Season
SID: Brendan Bittner
Office: 217-228-5432
Series Record: 5-2, SJC
Last Game: 2002 - QU 21-14
Athletic Website: hawks.quincy.edu



Indianapolis

October 6th, Key Stadium
Indianapolis- 6 PM ET

Location: Indianapolis, Indiana
Enrollment: 5,345
Conference: Great Lakes Valley
Affiliation: NCAA Division II
Nickname: Greyhounds
Colors: Crimson and Grey
Stadium: Key Stadium (5,500)
2011 Record: 7-4
Athletic Director: Dr. Sue Willey
Head Coach: Bob Bartolomeo
Record at UIndy 13-9 (2 years)
Career Record: 27-16-1 (4 years)
SID: Ryan Thorpe
Office: 317-788-3494
Series Record: 10-25-1 UIndy
Last Game: 2007 - UIndy 42-16
Athletic Website: athletics.uindy.edu



Urbana University

October 13th, Alumni Stadium
Rensselaer, IN- Noon

Location: Urbana, Ohio
Enrollment: 1,505
Conference: Great Lakes Valley
Affiliation: NCAA Division II
Nickname: Blue Knights
Colors: Royal Blue and White
Stadium: Blue Knight Field (3,000)
2011 Record: 8-3
Athletic Director: Doug Young
Head Coach: David Taynor
Record at UU: 20-24 (4 years)
SID: Chris Anders
Office: 937-484-1290
Series Record: 1-2
Last Game: 2012 - UU 42-0
Athletic Website: www.sports.urbana.edu



William Jewell

October 20th, Greene Stadium
Liberty, MO – 1 PM

Location: Liberty, Missouri
Enrollment: 1,100
Conference: Great Lakes Valley
Affiliation: NCAA Division II
Nickname: Cardinals
Colors: Red and Black
Stadium: Greene Stadium (5,000)
2011 Record: 4-6
Athletic Director: Dr. Darlene Bailey
Head Coach: Jerod Kruse
Record at WJ: 8-13 (2 Years)
SID: Paul Worstell
Office: 816-415-5959
Series Record: 1-0, WJC
Last Game: 2011 - WJC 19-8
Athletic Website: www.jewellcardinals.com





2012 OPPONENTS

Kentucky Wesleyan College

October 27th, Steele Stadium
Owensboro, KY – Noon

Location: Owensboro, Kentucky
Enrollment: 741
Conference: Great Lakes Valley
Affiliation: NCAA Division II
Nickname: Panthers
Colors: Purple and White
Stadium: Steele Stadium (3,000)
2011 Record: 1-10
Athletic Director: Dave Williams
Head Coach: Brent Holsclaw
Record at KWC: 18-56* (9 years)
SID: Roy Pickerill
Office: 270-852-3143
Series Record: 12-1, SJC
Last Game: 2011 – SJC 31-21
Athletic Website: www.kwcpantners.com
*Vacated 21 games, 5-16



Missouri Science & Technology,

November 3rd, Alumni Stadium
Rensselaer, IN - Noon

Location: Rolla, Missouri
Enrollment: 7,500
Conference: Great Lakes Valley
Affiliation: NCAA Division II
Nickname: Miners
Colors: Green and Gold
Stadium: Allgood-Bailey Stadium (8,000)
2011 Record: 6-5
Athletic Director: Mark Mullin
Head Coach: David Brown
Record at S&T: 9-13 (2 years)
SID: John Kean
Office: 573-341-4140
Series Record: 4-3, SJC
Last Game: 2011 – S&T 45-24
Athletic Website: sports.mst.edu



McKendree University

November 10th, Alumni Stadium
Rensselaer, IN - Noon

Location: Lebanon, Illinois
Enrollment: 3,000
Conference: Great Lakes Valley
Affiliation: NCAA Division II
Nickname: Bearcats
Colors: Purple and White
Stadium: Leemon Field (2,000)
2011 Record: 2-9
Athletic Director: Chuck Brueggemann
Head Coach: Carl Poelker
Record at McK: 114-54 (16 years)
Career Record: 202-93-1 (30 Years)
SID: Scott Cummings
Office: 618-537-6879
Series Record: First Meeting
Athletic Website: mckbearcats.com

