



COUGAR FOOTBALL 2015

CONTENTS

University Quick Facts

LocationFort Wayne, Indiana
 Founded1890
 Enrollment.....2,324
 President.....Sister M. Elise Kriss
 Director of Athletics.....Mike McCaffrey
 Athletic Faculty Representative.....Dr. Matt Hopf
 Director of Athletics/
 Marketing.....Tim Alexander
 Director of Sports Information.....Bill Scott
 Athletic Affiliation.....National Association of Intercollegiate Athletics (NAIA)
 Conference Affiliations
Mid-States Football Association -
 Mideast League (MSFA)
Crossroads League (CL)
 Stadium/Capacity.....Bishop John M. D'Arcy Stadium (3,500)
 Nickname.....Cougars
 Team Colors.....Royal, Silver, White, Black



2015 University of Saint Francis Football Schedule -Season 18

Date	T25	Opponent	Series	Location	Time
Sept. 5	NR	Olivet Nazarene (IL)	(2-9) USF 2-1	USF	7 p.m.
Sept. 12	NR	@ *Taylor (IN)	(5-6) USF 12-2	Upland, IN	7 p.m.
Sept. 19	NR	Trinity International (IL)	(3-7) USF 1-0	USF Homecoming	Noon
Sept. 26	NR	@ *Lindenwood-Belleville	(3-7) USF 1-0	Belleville, IL	2 p.m.
Oct. 3	#2	@ *Marian (IN)	(11-3) USF 5-4	Indianapolis, IN	1 p.m.
Oct. 10	NR	*Siena Heights (MI)	(6-4) USF 2-1	USF	Noon
Oct. 17	NR	*Concordia	(3-8) USF 4-0	USF	Noon
Oct. 24	#20	@ Robert Morris (IL)	(8-3) Tied 1-1	Chicago, IL	2 p.m.
Oct. 31	Open				
Nov. 7	NR	Redemption Christian (VA)	1st Meeting	USF	Noon
Nov. 14	NR	@ *Missouri Baptist (MO)	USF 1-0	St. Louis, MO	2 p.m.

NAIA FOOTBALL CHAMPIONSHIP SERIES (NAIA FCS)

Nov. 21	1st Round – NAIA Playoffs	TBD	TBD
Nov. 28	Quarterfinal – NAIA Playoffs	TBD	TBD
Dec. 5	Semifinal NAIA Championship	TBD	TBD
Dec. 19	NAIA Championship	Daytona, FL	TBD

* -- MSFA MEL Games; T25 – indicates rank in 2014 Spring Top 25 poll. **All times are Fort Wayne times.**

Table of Contents

UNIVERSITY OF SAINT FRANCIS	2014 IN REVIEW
2014 Athletic Hall of Fame Selection.....4	2014 Rewind.....11-14
Experience the University of Saint Francis.....5	Game-by-Game Reports.....44-48
Athletic Facilities.....6	2014 Team Statistics.....49
Athletic Staff.....7	2014 Individual Defensive Statistics.....50
NAIA and MSFA.....8-10	2014 Individual Offensive Statistics.....51
Mileage Chart.....8	2014 MSFA Individual Statistics.....52-53
MSFA Composite Schedule.....10	COUGAR RECORD BOOK
Cougar Cheer Squad.....33	Team and Player Recognition.....54-56
2015 COUGAR FOOTBALL	Team Records.....57
2015 Outlook.....2-3	Individual Records.....58
Veteran Profiles.....18-30	All-Time School Records.....59-63
Newcomers.....31-32	Cougar Varisty Lettermen.....64
Roster	MEDIA INFORMATION
Numerical.....15	Office of Sports Information.....65
Alphabetical.....16	USF Media Outlets.....65
Pronunciation Guide.....16	Voice of the Cougars.....65
Newcomers.....17	Directions to D'Arcy Stadium.....66
Head Coach Kevin Donley.....34-35	Cougar Football Travel Schedule.....66
Assistant Coaches.....36-38	Cougar Club.....67
Fort Wayne Orthopedics.....39	
2014 Opponents.....40-43	

The 2015 Cougar Football Yearbook is written and published by the University of Saint Francis Office of Sports Information. The Director of Sports Information office is located in Rolland Hall of Athletics in Hutzell Athletic Center on the east side of the campus off Leesburg Road. The office phone number is 260-399-7700, ext. 6223, fax 260-399-8164, website www.saintfranciscougars.edu. Any questions concerning teams, players or coaches should be directed to the Office of Sports Information, bscott@sf.edu. Schools intending to radio broadcast games must get advanced permission from the University of Saint Francis. Team and individual stats are produced within 30 minutes following the conclusion of home football games. **The 2015 USF Media / Fan Guide includes photos taken by Aaron Suozzi, Mark Harvey, and Bill Scott.**



COUGAR FOOTBALL 2015 OUTLOOK

Cougars Take Aim on Improving Daily to Climb Back Into Conference, National Contention on 18th Season

Kevin Donley sat in his office and scanned his 2015 roster and smiled because the veteran college football coach saw plenty of reasons for optimism.

Donley enters his 18th season guiding the University of Saint Francis football program No. 1 on the NAIA career wins list. His team has piled up 278 wins in 406 games over 36 seasons, 164 in 17 seasons guiding the Cougars. And though the results have not always met expectations, as in a 6-5 2014 season, Donley is confident those who return from last season will step up their game on the new Kevin Donley Field surface in 2015 returning the Cougars to the NAIA Top 25.

Cam Smith is the first of many major reasons for USF optimism, Smith the leading returning receiver in yardage and receiving touchdowns in 2014. Add receivers Seth Coate, Cody Appenzeller, Seth Stuart and Matt Noll to the list of reasons for Donley's optimism that the Cougars will field an explosive, productive offense.

Nick Ferrer is another reason for USF optimism after starting two games and playing in nine at quarterback for USF, the first true freshman to start at QB since the 1998 season. Ferrer's maturity and experience in the USF offensive system will definitely be an asset to the Cougars in 2015. Brad Jarzab ran the offense in goal line situations in 2014 and also brings valuable experience to the QB position.

Aaron Harris and Jason Nicodemus may not have the big numbers

some other returnees have, but they are both experienced running backs who have made significant contributions as freshmen and sophomores. With the graduation of Antoin Campbell, the Cougars are counting on both juniors to play a more significant role this coming season.

Cale Tabler is a significant reason for optimism on defense after earning All-MSFA second team as a junior safety. His leadership and playmaking ability will be crucial for the USF defense.

Karrington Thompson will again bring pressure from the edge from the defensive end position as the leading returning sacks leader. He's the No. 2 returning tackler for the Cougars and like Tabler, crucial not only for his skill set and athletic ability, but his leadership as a senior as well.

Donley's list of reasons for optimism extends to special teams as well with the return of kicker Ryan Nix and punter Josh Spitalone. Nix led USF scoring in 2014 while Spitalone averaged just under 40 yards per punt.

Preseason workouts did cost USF one valuable returnee - senior receiver Akeim Kelsaw, who sustained a season-ending Achilles tendon tear in June. What follows is a more in-depth view of USF heading into Season 18.

Cougars on offense . . . Returning - 7 / Lost 5

More will be expected from Ferrer as the veteran returnee at QB after he threw for 818 yards and

six touchdowns in 2014. His 28 completions in his first start at No. 25 St. Ambrose set a USF first-start record and became just the second USF QB to throw for 300 or more yards in a first-start game (Record: David Yoder, 10/13/12, 322 yds vs. #1 Marian). Jarzab will be one of the challengers for more playing time after the junior led the Cougars' short-yardage offense in 2014. He threw for 117 yards on 6-for-12 passing in the Black and Blue Game in April including two TD connections - a 45-yard scoring strike to Coate and a 5-yard pass to TE Zach Gegner. Ferrer was 10-for-19 passing for 108 yards with one interception in the Black and Blue Game.

And Donley will continue to keep an eye on the development of 6-foot-6 newcomer Grant Sherman, a transfer from Toledo University, where he was moved from QB to tight end. Sherman had an impressive high school career at Kenton (OH) where he threw for 5,886 yards in 2013, No. 2 all-time for a single-season in state history behind fellow Kenton ace Ben Mauk's 6,540 yards (in 2002). Sherman's 66 TDs is fourth in state history for a single-season behind Ben Mauk (76 in 2002) and Maty Mauk (69 in 2010 and 68 in 2011). Sherman broke his own national high school record for completions in a game (47) with 56 (on 78 attempts) in the Wildcats 46-43 win over Bryan in the D-IV Region 12 final in 2013.

As noted early in the outlook, whoever steps in at QB has a smorgasbord of options as far as receivers go.

Despite the loss of Kelsaw (No. 2 with 39 receptions, No. 3 with 372 yds, No. 3 with 4 TDs) USF still returns 2,114 yards, 156 receptions and 22 TDs in the receiving corps. Smith led 12 receivers returning with 836 yards, 17.8 yards per reception and seven TD receptions. Coate added a second best five TD receptions while averaging 14.2 yards per reception on 28 receptions with 398 yards, also second best behind Smith.

Junior Matt Noll finished No. 2 in 2014 in yards per reception at 15.7 and had three TD receptions with 16 total receptions. Junior Seth Stuart was No. 5 on the USF receptions list with 17 giving USF six receivers with 10 or more receptions in 2014.

Up front in the offensive line, the situation is a work in progress with junior right tackle Keegan Bruner the lone starter from 2014. Drake DeMuyt moved over to the offensive side of the ball late in the 2014 season and will compete with playing time at RT along with Zeke Lockwood and Shawn Moore.

Phillip Gegner, a transfer from Quincy University, is the leading candidate to take over at right guard. Freshman Kamran Beitvashahi will compete for either the starting job or No. 2 along with Zach Minardo, Nicholas Cox and Brevin Cardwell. Minardo has starting experience, but has also battled injury issues.

Connor Holcomb, Shawn Ryan and Brian Gegner are the top three challengers to replace All-MSFA first team center Jess Boley. Gegner was a part-time starter for USF at left guard in 2014. Freshmen Con-

nor Burgess and Austin O'Connell will also compete for playing time at center.

Left guard has five challengers, but returning OL veteran Gus Hancock has the inside track and the experience. Hancock served in a No. 2 role at LG in 2014 starting eight games. Challengers include freshmen John Daugherty, Austin Smogor, Jaylen Gamble and Ian Johnson.

Sophomore Alex Woods is expected to step into the former shoes of All-MSFA second-team selection Kegan Morris at left tackle. Challengers include junior Anthony Wilkerson, senior Jack Baker, and freshmen Quinn Zaerr and Michael Smith.

Zach Gegner is an experienced returnee at tight end and will fill that position in certain formations for the Cougars.

Harris and Nicodemus return as pounders and punishers when they carry the ball. Harris carried 37 times for 173 yards averaging 4.7 yards per carry. He scored one TD. Nicodemus carried 24 times for 67 yards. Jarzab is a deceptive runner and scored four rushing TDs. The Cougars will be looking for contributions from redshirt freshman Justin Green as well. Senior wingbacks Cody Appenzeller and Seth Stuart are capable of breaking loose for big yards either rushing the ball or catching passes.

Cougars on defense . . . Returning – 5 / Lost 7

Up front the Cougars welcome back Thompson at DE, and part-time starter Jason Gardner at nose. Thompson is the No. 2 returning tackler after finishing with 50, 24 solo and his five sacks is No. 1 among returning Cougars. Junior Lucas Sparks, who worked into the DE rotation in 2014, is No. 4 on the returning tackles list with 32, 16 solos, and No. 2 on the returning sacks list with two. Junior Dru Durnell, redshirt-freshman Jordan May, sophomore Cameron Shackelford and senior Roberto Martinez are also expected to challenge for playing time this season. Replacing starters Joey Dynako (54 tackles, 26 solo) and Zach Bruce (30 tackles,

16 solo) is the challenge for USF.

At the nose position, seniors Jeffrey Jones and Jason Gardner will rotate while looking to disrupt opposing offensive plans. Gardner is No. 5 on the returnee tackles list with 26 total, 15 solo in 11 games. Jones is No. 7 with 23 tackles, four solo in 11 games, and he had two sacks.

Christian Johnson is the leading candidate to start at tackle after a strong spring, but he'll be challenged for playing time by redshirt-freshman Eric Hemmelgarn and junior Dimitri Kaplanis. Johnson played in three games in 2014 and had four tackles.

Linebacker is where USF suffered the largest turnover including the Cougars' leading tackler the last two seasons in Kyle Mathewson (100 in 2014). Though the Cougars may be short in the experience department, Donley is confident in the talent. Sophomore Matt Muncy, junior Andrew Hunt, and sophomore Marlon McDowell have the experience in the USF defensive scheme and will learn "on the job" this season. Muncy has the most experience having appeared in five games in 2014. He had eight tackles, four solo. Freshman Piercen Harnish, redshirt freshman Malachi Manion and freshman Devin Green are also expected to challenge for playing time.

With 11 games worth of experience in his portfolio, sophomore Spencer Cowherd is expected to continue to develop as No. 1 at outside linebacker this season. Cowherd tied for No. 5 on the returning tacklers list with 26, 12 solo. Lee Stewart is No. 2 after playing in three games in 2014 and freshmen Marcus Stepp and Adam Hoffer challenging for playing time.

Junior Na'Shawn Lewis returns at one corner with freshmen Stanton Jackson and Shaton Harris bidding on playing time. Lewis is No. 3 on the returning tackles list with 47, 25 solo, in 11 games. He was No. 2 in passes defended (9) and led USF in passes broken up with eight (1 interception). Jerrell Holman returns after a medical redshirt season in 2014. Shannon Swain will push for playing time after playing in eight games (14 tackles, 8 solo) while sophomore Tony Allen, who

played in four games in 2014, will also push for playing time again in 2015. USF must fill the shoes of Kory Stamps, who was All-MSFA first team in 2014 and finished No. 3 on the USF career interception list with 13 picks.

Tabler returns at free safety as the leading returning tackler for the Cougars with 64, 22 solo, as well as his team-leading five interceptions in 2014. Stewart is a candidate at FS along with freshman Vito Tupea. Sophomore Jalen McIntyre is the leading candidate at strong safety, but Trevon Wilson, who had two interceptions in the Black and Blue Spring Game, will bid for playing time along with freshman Eric Dunten.

Specialists

Nix returns after he connected on 70 percent (9 of 13) of his field goal attempts and is sure to be an additional long-range scoring threat for the Cougars in 2015. His nine field goals in 2014 ranks No. 3 on the USF list. Appenzeller is still looking to break the 'big' one in kickoff returns after he averaged 21.8 yards per kickoff return in 2014 on 25 attempts. Charles Gaston showed glimpses of breakaway capability late last season along with Aaron Harris. The kicking and punting games rests on the strong leg of Josh Spitnale, who averaged 39.7 yards per punt, had a long of 69 yards, five of 50+ yards and dropped 15 inside the opponents 20, a critical weapon in the USF arsenal.

Schedule

The Cougars will play six MSFA MEL games in 2015 including new MSFA MEL members Lindenwood-Belleville and Missouri Baptist. Opponents ranked in the spring NAIA Football Coaches' Top 25 include No. 2 Marian University (Oct. 3) and No. 20 Robert Morris (IL), which will compete in the MSFA MWL in 2015.

USF will open its 18th season on Sat., Sept. 5 under the lights on the new surface at Bishop D'Arcy Stadium / Kevin Donley Field against Olivet Nazarene University in a Mid-States Football Association crossover game. ONU is a

member of the MSFA Midwest League. USF's final regular-season home game is set for Nov. 7 against Redemption Christian College, which is located in Virginia and will play its first season of football in 2015.

Newcomers

When it comes to the Committed Class of 2015, Donley has plenty of additional reasons for optimism not only for the coming season, but the seasons to follow.

- Piercen Harnish, 6-1, 220, ILB, Norwell H.S., Indiana AP 4A All-State in 2014; played for North in 2015 Community Chrysler Indiana North-South All-Star Game – 2 solo tackles, 1 TFL for 3 yds and was presented with Ralph Everman Award for the North Team.
- Grant Sherman, 6-6, 230, QB, transfer from Toledo University; Kenton H.S. (Ohio); Sherman's 5,886 yards this season ranks No. 2 all-time for a single-season in state history behind fellow Kenton ace Ben Mauk's 6,540 yards (in 2002). His 66 TDs is fourth in state history.
- Philip Gegner, 6-0, 260, OL, Warren Central H.S., Quincy University transfer.
- Adam Hoffer, 6-2, 174, OLB, New Haven H.S., IFCA 4A All-State 1st Team . . . Community Chrysler Indiana North-South All-Star Game Football All-Star Classic North Team selection – 2 solo tackles, 1 TFL for 8 yds.
- Nick Cox, 6-2, 306, OL, Mc Cutcheon H.S.; Community Chrysler Indiana Football All-Star Classic North Team selection.
- Wilmer Cole, 6-0, 175, DB, Warren Central H.S.; Community Chrysler Indiana North-South All-Star Game South Team – 1 solo tackle.
- Donelle Bryant, 6-1, 215, DL, Lawrence North H.S.; Community Chrysler Indiana North-South All-Star Game – South Team – team-leading 3 solo tackles.
- Austin Smogor, 6-3, 285, OL, Center Grove H.S.; Community Chrysler Indiana North-South All-Star Game – South Team.
- Marcus Stepp, 6-1, 195, ILB, Bishop Dwenger H.S.
- Quinn Zaerr, 6-4, 245, OL, St. Mary's Memorial.



COUGAR FOOTBALL 2015

HALL OF FAME

2010 NAIA Men's National Basketball Champion Cougars Head USF Athletic Hall of Fame Class of 2015

The University of Saint Francis Athletic Hall of Fame will welcome one team and four new members in September on Homecoming Weekend when the USF football team plays Trinity International on Sat., Sept. 19.

Leading the 2015 USF AHOF class is the 2010 NAIA Men's Division II National Championship Team led by USF AHOF member and head coach Jeff Rekeweg and current USF head coach Chad LaCross. USF was the No. 15 seed, but won its final five games of that season including a 67-66 win over top-seed Walsh University in the championship game led by tournament MVP DeJovaun Sawyer-Davis. USF finished 28-9 and became Fort Wayne's first collegiate championship winning team.

Four individuals were selected for induction as the 22nd class including Katie (Butler) Schumm (volleyball), Scott Payne (football), Jarrod Wheri (baseball) and Tim Edquist (men's soccer).

Schumm (Decatur, Ind.) set the USF record for career kills (1,706) and single season kills (519) play from 1998-01. She was also All-NAIA Region VIII as a senior outside hitter. Schumm was Mid-Central Collegiate Conference Player of the Week on Oct. 8, 2001. She holds the USF single-match record for kills with 32 in a 5-game match against Indiana Wesleyan in 2001.

Payne (Sidney, Ohio) set the record for USF career interceptions with 18 and was named to the Mid-States Football Association 20-year team at cornerback. He also was a First-Team NAIA All-America in 2001, All-Mid-States Football Association Mideast

League first team in 2001, and All-MSFA second team in 1999 and 2000. He had two interceptions for TDs including a 75-yard return against Butler in 2001. In 2001, Payne set the USF single-season record for INTs with nine and tied the MSFA record.

Wheri (Cloverdale, Ohio) set USF career records after his 2008 senior season for hits (191), RBI (137), at-bats (605) and games played (182). He was a two-time NAIA Scholar-Athlete and was a 2008 NAIA Region VIII Gold Glove selection. In 2007, Wheri helped USF qualify for a conference tournament berth when he finished No. 2 on MCC RBI with 49 and a .469 slugging percentage under head coach Greg Roberts.


Edquist (LaPorte, Ind.) played goal keeper for USF head coach Mitch Ellisen and set the USF career shutout record with 16 (1998-01). He set USF single-season records for goals-against average (0.62 in 2000) and shutouts (9.5 in 2000) and earned NAIA All-America Honorable Mention in 2000.

This is the 22nd class of USF AHOF inductees, which started with the class of one in 1989 – founder of the then Saint Francis College athletic program, athletic director and Coach Terry Coonan. The USF AHOF will expand to 75 individuals and five teams with the addition of the 2015 class. The Alumni and Athletic Hall of Fame Awards Celebration will be at the USF North Campus on Friday, Sept. 18. The time is to be announced. All USF AHOF members will be recognized at halftime of the USF football game on Sat., Sept. 19, against Trinity International University at noon.



UNIVERSITY of
SAINT FRANCIS™

The University of Saint Francis, founded in 1890 as a comprehensive university in the Catholic Franciscan tradition, offers more than 60 undergraduate and 14 graduate programs in five schools: The School of Health Sciences, School of Arts and Sciences, Keith Busse School of Business and Entrepreneurial Leadership, School of Professional Studies and School of Creative Arts. More than 2,350 students from a broad geographic region attend USF for its academic excellence. The university has a regional campus in Crown Point, Ind.



Experience the University of Saint Francis

The University of Saint Francis is located on the western edge of Fort Wayne, Indiana. The beautiful 108-acre campus, with its rolling lawns and tree-shaded coves, surrounds scenic Mirror Lake.

Among the major main campus features is stately **Brookside**, a castle-like mansion that once housed the entire university. The building was placed on the National Register of Historic Places on June 2, 1982. Now meticulously restored to its former grandeur, the one-time summer home of turn-of-the-century industrialist John Bass is routinely toured by the public, especially during Christmas at the Castle each year. Brookside houses USF administrative offices, and public and administrative meetings are often held there.

The **Pope John Paul II Center**, a 90,000 square-foot complex, houses an expanded library, classrooms, faculty offices, computer labs, computer training facilities, dining facilities and student services. The Keith Busse School of Business and Entrepreneurial Leadership, School of Liberal Arts and Sciences and portions of the School of Creative Arts are currently located in the facility.

The 26,600 square-foot **Lee and Jim Vann Library** features integrated technology and is oriented to support student success in every way. The library has a diverse collection of books, journals, videos and DVDs. It houses approximately 60,000 volumes and 500 periodicals in fields such as business, science, fine arts, social work, psychology, philosophy, religion, nursing and allied health.

The **Achatz Hall of Science** contains seven science-related laboratories, preparation rooms, independent research rooms, radiation and instrumental analysis labs, a greenhouse, a telescopic observation desk, Gunderson Auditorium and the Schouweiler Planetarium.

Trinity Hall, the main administration building, includes offices, the University of Saint Francis Chapel, the Guild Room, dining room and Social Room. Residence facilities include Bonzel Hall, Padua Hall and Clare Hall.

The **Doermer Family Center for Health Science Education** duplicates modern hospital facilities for surgical technology, critical care, physical therapy, occupational therapy and outpatient clinics. Also included are a radiologic technology darkroom and X-ray laboratory, a nursing simulation laboratory, classrooms and faculty offices.

The **Mimi and Ian Rolland Art and Visual Communication Center** provides facilities for degree programs in commercial art, fine art, art education, communication and computer animation. The center features two art galleries, art studios, a television studio, computer facilities, classrooms and offices.

Bishop John D'Arcy Stadium, Kevin Donley Field on the west side of the campus is home to the only collegiate football program in Fort Wayne. Last fall, the **R. Bruce Dye Strength Training Center** and **Shields Family Pavilion** opened on the south end of the stadium. USF had the first collegiate field in Indiana to install and utilize Sporturf, thanks to generous contributions from private donors. Installation of this faster, safer artificial surface took place in

2004 and makes Bishop D'Arcy Stadium a versatile venue for USF and high school soccer and lacrosse, as well as Cougar football. The stadium also holds the USF football offices in the **Tom Jehl Football Complex** under the west stands.

The **Hutzell Athletic Center** houses facilities for Cougar basketball and volleyball teams, and contains locker room facilities for men's and women's soccer, baseball, softball, cross-country and track and field, plus offices for the coaching staff and a fitness center. Intercollegiate men's and women's golf and tennis are also offered at USF. Intramural coeducational sports are offered year-round for fun, fitness and friendship.

The **Campus Ministry Center** houses a chapel, guest rooms and counseling rooms, and is the home of the campus chaplain.

All of the buildings are just a short walk from the **Student Center**, with its game and meeting rooms, snack bar and lounge.

The **North Campus**, located across Spring Street from Brookside, features an auditorium, gymnasium, classrooms, offices, the Lupke Gallery, and studios for choral and instrumental music.

In 2011, USF purchased the former Scottish Rite Center, now the **USF Robert Goldstine Performing Arts Center** in downtown Fort Wayne. The auditorium, ballroom, foyer and other areas serve as venues for entertainment, receptions and meetings. The center will house the first enrolled students in the Media Entrepreneurship Training in the Arts (META) program in fall 2016, bringing arts and business disciplines together under one roof for training in the digital arts, production for local businesses and the development of entrepreneurial ventures. The music technology program will also locate in the center.

The university also purchased the former Fort Wayne Area Chamber of Commerce building adjacent to the USF Robert Goldstine Performing Arts Center, as the new location for the **Keith Busse School of Business and Entrepreneurial Leadership**. The school will house a new Insurance and Risk Management program funded by a grant from the Lilly Endowment. This building and the USF Robert Goldstine Performing Arts Center will create the USF Downtown Campus, which will be the only Fort Wayne college campus in the heart of downtown when it officially opens in fall 2016.

The University of Saint Francis enrolls approximately 2,300 undergraduate and graduate students. More than half the students are women, and approximately 35 percent of the full-time undergraduate students live in on-campus housing. The majority of students come from Indiana, Illinois, Michigan and Ohio; however, students representing other states and foreign countries help make up the total student body. While Catholic and other Christian denominations predominate, the student body represents many religions. The acceptance of students of all races and creeds is a reflection of the university's pluralistic and ecumenical philosophy.



COUGAR FOOTBALL 2015

FACILITIES



Bishop John D'Arcy Stadium

Bishop John D'Arcy Stadium on the west side of the campus is home to the only collegiate football program in Fort Wayne and now features a new surface thanks to the generosity of an anonymous donor. It also includes the R. Bruce Dye Strength Training Center and Shields Family Pavilion. The new facility will be a major asset to future Cougars building strength as well as speed for football on the recently dedicated Daniel Carter Speed Training track. The facility also provides a picturesque view of Kevin Donley Field and the west side of the campus from the donor-funded \$1.5 million facility. USF became the first collegiate field in Indiana to utilize Sporturf thanks to generous contributions from private donors. Groundbreaking for the installation of this faster, safer artificial surface took place on June 23, 2004, and makes Bishop D'Arcy Stadium a versatile venue not only for football but also USF men's and women's soccer and community youth football, soccer and lacrosse programs. Lights were installed in June 2012. Football offices are located in the Tom Jehl Football Complex, along with home and visitor locker rooms.

Hutzell Fitness Center

Hutzell Fitness Center had its grand opening in Fall 2007. Located on the east side of Hutzell Athletic Center, the facility houses an impressive variety of workout equipment to help anyone reach their fitness goals.

Hutzell Athletic Center

Hutzell Athletic Center is the home for Cougar basketball and volleyball, and contains locker room facilities for men's and women's soccer, baseball, softball, cross-country, track and field, offices for the coaching staff on the second floor, west side, and the Hutzell Fitness Center. HAC was opened in May 1990, and in the first basketball game that November, USF edged IPFW 66-64. During the \$200,000 Rolland Hall of Athletics renovation project, HAC coaches' offices were relocated to the second floor of the west end. The project also included expansion of locker room and training facilities, completed in August 2008.

Coonan Field

Coonan Field is named in honor of the first and long-time USF coach and athletic director, Terry Coonan. It was dedicated during homecoming in the fall of 1996 and is located just south of Achatz Hall of Science.

Cougar Field

Cougar Field was finished in Fall 1991, and USF played its first baseball game there in the spring of 1992. USF defeated Tri-State in the dedication game. The softball field on the mid-east edge of the campus was completed and dedicated in Spring 2000. USF swept crosstown rival Indiana Tech 3-0 and 5-2.

Athletic Staff

Athletic Department Staff Members (area code 260)

Director of Athletics.....	Mike McCaffrey.....	mmccaffrey@sf.edu.....	399-7700 x6250
Associate Director of Athletics.....	Mitch Ellisen.....	mellisen@sf.edu.....	399-7700 x6206
Director of Sports Marketing / Assistant Director of Athletics/ Marketing.....	Luke Cummings.....	lcummings@sf.edu.....	399-7700 x6213
Head Athletic Trainer.....	Tony Gambill.....	tgambill@sf.edu.....	399-7700 x7413
Assistant.....	Clay Keeley.....	kkeeley@sf.edu.....	399-7700 x6207
Assistant.....	Casey Costa.....	ccosta@sf.edu.....	399-7700 x6207
Faculty Athletic Representative.....	Dr. Matt Hopf.....	mhopf@sf.edu.....	399-7700 x8226
Director of Sports Information.....	Bill Scott.....	bscott@sf.edu.....	399-7700 x6223
Sports Information FAX.....			399-8164
Asst. Director of Sports Information and Director of Broadcasting.....	Jeff Mahoney.....	jmahoney@sf.edu.....	399-7700 x5417

Sports Offices

Football

Head Coach.....	Kevin Donley.....	kdonley@sf.edu.....	399-7700 x6204
Quarterbacks/Receivers / Offensive Coordinator.....	Patrick Donley.....	pdonley@sf.edu.....	399-7700 x6205
Tailbacks/Recruiting Coordinator... Co-Defensive Coordinator/ Defensive Line/.....	Doug Coate.....	dcoate@sf.edu.....	399-7700 x6203
Outside Linebackers/ Equipment Manager.....	Eric Wagoner.....	ewagoner@sf.edu.....	399-7700 x6225
Offensive Line/Run Coordinator..	Dave Ivy.....	divy@sf.edu.....	399-7700 x6211
Inside Linebackers/ Co-Defensive Coordinator.....	Trevor Miller.....	tmiller@sf.edu.....	399-7700 x6252
Defensive Backs.....	Joe Didier.....	jdieder@sf.edu.....	399-7700 x6226
Assistant Coach.....	Solomon Grimes.....	sgrimes@sf.edu.....	399-7700 x6253
Assistant Coach.....	Randy Wolfe.....	rwolfe@sf.edu.....	399-7700 x6214
Assistant Coach.....	Eddie Nolan.....	enolan@sf.edu.....	399-7700 x6254
Assistant Coach.....	Josh Miller		
Assistant Coach.....	Matt Millhouse		
Assistant Coach.....	Grant Veith		
Assistant Coach.....	Donlaray Reese		
Assistant Coach.....	Cody Williamson		

Baseball

Head Coach.....	Greg Roberts.....	groberts@sf.edu.....	399-7700 x6222
-----------------	-------------------	----------------------	----------------

Basketball – Men

Head Coach.....	Chad LaCross.....	clacross@sf.edu.....	399-7700 x6220
Associate Head Coach.....	Luke Cummings.....	lcummings@sf.edu.....	399-7700 x6213

Basketball – Women

Head Coach.....	Jason Ridge.....	jridge@sf.edu.....	399-7700 x6216
-----------------	------------------	--------------------	----------------

Cheer Team

Head Coach.....	Jeremy Elder.....	jelder@sf.edu.....	399-7700
-----------------	-------------------	--------------------	----------

Cross-Country – Men and Women

Head Coach.....	Adam Longworth.....	alongworth@sf.edu.....	399-7700 x6224
-----------------	---------------------	------------------------	----------------

Golf – Men and Women

Head Coach.....	Tim Alexander.....	talexander@sf.edu.....	399-7700 x6236
-----------------	--------------------	------------------------	----------------

Soccer – Men

Head Coach.....	Mitch Ellisen.....	mellisen@sf.edu.....	399-7700 x6206
-----------------	--------------------	----------------------	----------------

Soccer – Women

Head Coach.....	Christy Young.....	cyoung@sf.edu.....	399-7700 x6229
-----------------	--------------------	--------------------	----------------

Softball

Head Coach.....	Ryan Bolyn.....	rbolyn@sf.edu.....	399-7700 x6231
-----------------	-----------------	--------------------	----------------

Tennis – Men and Women

Head Coach.....	Kristen Harrow.....	kharrow@sf.edu.....	399-7700 x6234
-----------------	---------------------	---------------------	----------------

Track and Field – Men and Women

Head Coach.....	Adam Longworth.....	alongworth@sf.edu.....	399-7700 x6224
-----------------	---------------------	------------------------	----------------

Volleyball – Women

Head Coach.....	Scott Haddix.....	dhaddix@sf.edu.....	399-7700 x6212
-----------------	-------------------	---------------------	----------------



Dear University of Saint Francis
Friend,

We are thrilled to welcome you back to Bishop John D'Arcy Stadium for the 2015 Cougar Football season. This year, you will notice a unique, fresh look to the field as we have installed SportTurf to provide a new and improved experience for both

our athletes and spectators.

Beyond the updates to our turf, be sure to look around the campus as we continue to find innovative ways to enhance the University of Saint Francis for our students. I hope you will be able to join us for the many athletic and academic events that take place throughout the year so you have the chance to truly experience our beautiful surroundings.

Again, welcome to USF, enjoy the game and thank you for being part of another year of Cougar football!

Sister M. Elise Kriss, OSF

Dear Cougar Family and Fans,



All of us within the USF Athletic Department welcome you to our beautiful campus to enjoy today's game on the newly installed Sportturf surface, which is part of our effort here to continually improve our facilities and programs, striving for excellence on the field and in the classroom.

We look forward to another great year filled with success stories in both areas. The new surface is evidence of our commitment toward continuous improvements along with the R. Bruce Dye Strength Training Center and Jim Shields Family Pavilion at D'Arcy Stadium that will benefit our student-athletes for years to come. We hope to bring other new enhancements and upgrades to our campus over the next several years, while maintaining our high standards for academic excellence. I am so proud of our student-athletes who, once again, achieved above a 3.0 GPA across the entire department. The NAIA has recognized many of our teams and student-athletes for their achievements and we will bring many more accolades home this year! Please plan to come back and visit with us soon for another athletic event. Or, take a campus tour to see if our USF community is the right fit for you or a loved one. Thank you for supporting our student-athletes and GO COUGARS!

Mike McCaffrey
Athletic Director



COUGAR FOOTBALL 2015

NAIA & MSFA

NAIA National Association of Intercollegiate Athletics

NAIA: Tradition of Positive Influence

The NAIA has 50,000 student-athletes participating at nearly 300 member colleges and universities throughout the United States and Canada. Divided into 25 conferences and the Association of Independent Institutions (All), the NAIA offers 23 championships in 13 sports.

Since 1937, the NAIA has continued a long tradition of pushing the envelope and making a positive difference in the lives of students, coaches and parents. The Champions of Character program is the latest cutting-edge addition to the NAIA's proud history of innovation.

Through Champions of Character, the NAIA seeks to create an environment in which student-athletes, coaches, officials and spectators are committed to the true spirit of competition through the five core values: respect, integrity, responsibility, servant leadership and sportsmanship.

NAIA at a Glance

- Nearly 300 member colleges and universities
- 23 national championships
- 650,000 student-athletes
- First to include black colleges and students in championships
- First to include women in national championships
- First to develop system-wide character initiative with substantive programming



Mileage Chart

from Fort Wayne

School	Location	Miles from FW	School	Location	Miles from FW
Taylor University	Upland, Ind.	57	Olivet Nazarene University	Bourbonnais, Ill.	199
Marian University	Indianapolis, Ind.	120	Trinity International University	Deerfield, Ill.	236
Siena Heights University	Adrian, Mich.	120	St. Ambrose University	Davenport, Ill.	311
Robert Morris University	Chicago, Ill.	160	Lindenwood-Belleville	Belleville, Ill.	377
Concordia University	Ann Arbor, Mich.	162	Missouri Baptist	St. Louis, Mo.	386
St. Xavier University	Chicago, Ill.	174			

University of Saint Francis By The Numbers

- USF has the most wins of any collegiate program in Indiana over the last 10 seasons (2005-14):
 - 99: University of Saint Francis
 - 96: Wabash College
 - 80: University of Notre Dame
 - 66: Ball State University
 - 62: DePauw
- Double-figure win seasons since 2000 ~ Indiana schools
 - 9 ~ USF
 - 6 ~ Wabash
 - 3 ~ Notre Dame
 - 3 ~ Marian
 - 2 ~ Trine
 - 2 ~ Ball State
 - 1 ~ Franklin
 - 1 ~ Hanover
- 103 All-MSFA First-Team selections in 2004, 2005, 2006, 2007, 2008, 2009, 2010, 2011, 2012, 2013, 2014
- 6 MSFA MEL Players of the Year
- 88 MSFA Player-of-the-Week Awards in 17 seasons
- 17 NAIA Player-of-the-Week Awards in 17 seasons
- 2 NAIA Rawlings National Player-of-the-Year Awards last 5 seasons (2004 and 2006)
- 186 Consecutive NAIA Top 25 Rankings (Oct. 12, 1999 through Oct. 12, 2014)
- 1st AND ONLY MSFA team to win 8 consecutive MSFA, MEL OR MWL titles
- 10 Consecutive berths in NAIA Football Championship Series, tied Georgetown and Central State for longest streak in NAIA history
- 1 of just 3 institutions with 10 or more consecutive appearances in 52-year history of NAIA Championship series
- 3 Consecutive NAIA Championship Series Final appearances
- 6 Consecutive NAIA Football Championship Series Semifinal appearances
- USF was ranked in the NAIA Top 25 Top 10 in 156 of 186 rankings
- 56 Consecutive wins at home (regular season and NAIA FCS combined) 2001-2009
- 99-24 Record, .805 winning % over last 10 seasons (2005-14)
- Kevin Donley voted MSFA Coach of the Year 9 times in 17 seasons

Mid-States Football Association (MSFA)

The Mid-States Football Association, which welcomes two new schools to competition in 2015, begins its 22nd season with 13 schools in five Midwestern states. Lindenwood University-Belleville, located in Belleville, Ill., and Missouri Baptist University in St. Louis, Mo., were added as associate members in 2013 and begin MSFA play during the upcoming campaign, aligned as part of the Mideast League.

Lindenwood-Belleville and Missouri Baptist will join Concordia University of Ann Arbor, Mich.; Marian University of Indianapolis, Ind.; the University of Saint Francis of Fort Wayne, Ind.; Siena Heights University of Adrian, Mich. and Taylor University of Upland, Ind. in the Mideast League this season.

Meanwhile, Chicago-based Robert Morris University and Saint Xavier University; the University of St. Francis of Joliet, Ill.; Olivet Nazarene University of Bourbonnais, Ill.; St. Ambrose University of Davenport, Iowa; and Trinity International University of Deerfield, Ill. make up the Midwest League.

Each MSFA team plays the other teams within its league plus crossover games against the other league. The champions of the two leagues receive automatic berths into the NAIA Championship Series.

The MSFA has claimed six national championships, including three of the last four by Grand View University (Iowa) in 2013, Marian (2012) and Saint Xavier (2011). The University of Findlay (1995 & 1997) and Westminster College (1994) also won national titles as members of the MSFA.

The MSFA Chairman for 2015-2016 will be Mike McCaffrey, Athletics Director, University of Saint Francis, Ind. Gary Newsome, athletics director at Olivet Nazarene, enters his second season as the MSFA Commissioner; Larry Alter of Findlay, Ohio is the MSFA Information Director; and Ray McCormick of Normal, Ill. is the Coordinator of Officials. Weekly statistical reports, players of the week, news items and highlights are available on the MSFA website at www.mid-statesfootball.org.

GARY NEWSOME

Commissioner

One University Avenue
Bourbonnais, IL 60914
Office telephone: (815) 939-5120
Home telephone:
Fax number: (815) 939-7933
Cell phone: (815) 685-6810
Email address: gnewsome@olivet.edu

LARRY ALTER

Information Director

1635 Parkside Place
Findlay, Ohio 45840
(419) 427-8407 (after 3 p.m.)
(419) 422-0251
(419) 427-8480
(419) 722-1186
Email address: lalter@woh.rr.com
Second email: larryalter@thecourier.com

MSFA alignment for 2015-2016

Mideast League

Concordia
Lindenwood-Belleville
Marian
Missouri Baptist
Saint Francis, Ind.
Siena Heights
Taylor

Midwest League

Olivet Nazarene
Robert Morris
Saint Xavier
St. Ambrose
St. Francis, Ill.
Trinity International



MSFA in 2014 NAIA National Championship Series

First Round – Nov. 22

@ #2 Grand View (Iowa) 38,
#16 Langston (Okla.) 3
@ #3 St. Xavier (Ill.) 38,
#17 Campbellsville (Ky.) 35
@ #7 Marian 34,
#10 Georgetown (Ky.) 3

Quarterfinals – Nov. 29

#7 Marian 34,
@ #2 Grand View 6
@ #3 St. Xavier 30,
#6 Lindsey Wilson 17

Semifinal – Dec. 6

#7 Marian 41,
@ #4 Morningside (IA) 21
#8 Southern Oregon 62,
@ #3 St. Xavier (IL) 37

NAIA FCS Championship Game – Dec. 19, Daytona Beach, FL

#8 Southern Oregon 55,
#7 Marian 31

2014 MSFA Standings

Mideast League

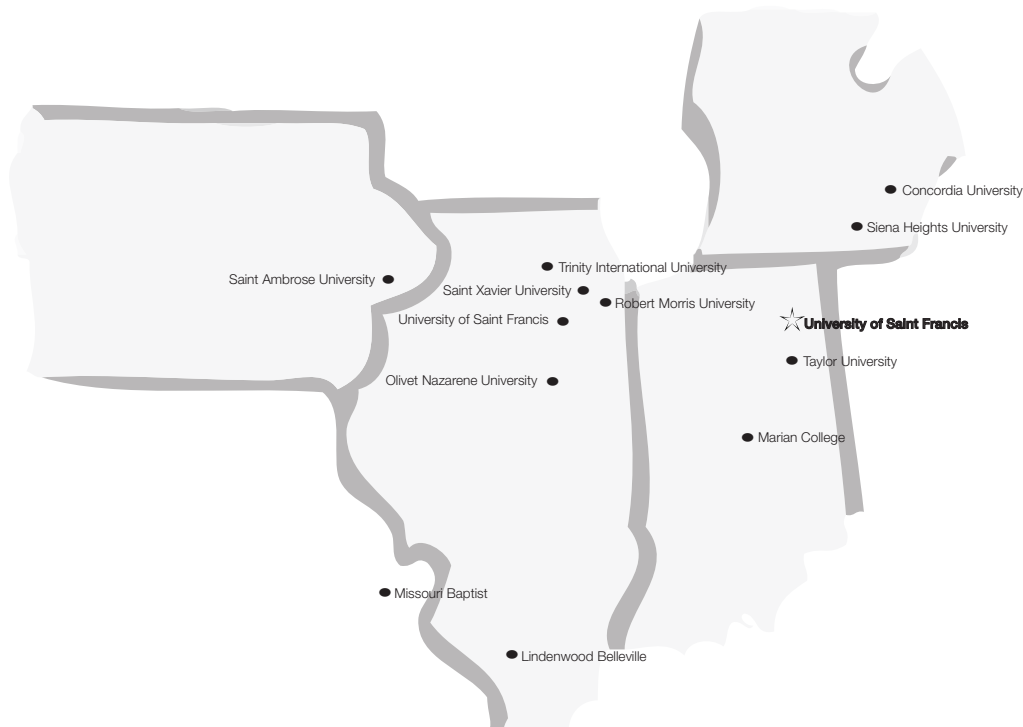
	W-L	For	Opp	W	L	For	Opp
#2 Marian	5-1	205	85	11-3	475	287	
Siena Heights	5-1	152	93	6-4	173	188	
USF	4-2	191	132	6-5	322	257	
#20 Robert Morris (IL)	3-3	107	116	8-3	252	192	
Taylor	3-3	119	191	5-6	211	311	
St. Francis (IL)	1-5	108	129	4-7	253	214	
Concordia (MI)	0-6	65	201	3-8	187	321	

Midwest League

	W-L	For	Opp	W-L	For	Opp
#6 Grand View (IA)	5-0	198	95	10-2	422	211
#4 St. Xavier (IL)	4-1	201	129	10-3	495	361
#18 William Penn (IA)	3-2	159	104	7-4	334	252
#16 St. Ambrose (IA)	2-3	122	159	5-5	238	256
Olivet Nazarene (IL)	1-4	74	159	2-9	156	298
Trinity International (IL)	0-5	96	204	3-7	297	331

-- Rank in final 2014 NAIA Top 25.

MSFA Mid-States Football Association



Mid-States Football Association 2015 Schedule

(MEL) - Mideast League, (MWL) - Midwest League

AUGUST

- 29** Marian at Saint Xavier, 7 p.m.
Bethel, Tenn. at Missouri Baptist, 7 p.m.
Midland, Neb. at Olivet Nazarene, 7 p.m.
Trinity International at Trinity Bible, N.D.

- 26** Concordia at Trinity International, 1 p.m.
Missouri Baptist at Marian (MEL), 1 p.m.
Siena Heights at Saint Xavier, 2 p.m.
Taylor at Olivet Nazarene, 2 p.m.
Saint Francis, Ind. at LWD-Belleville (MEL), 2 p.m.
Dakota State at St. Ambrose, 2 p.m.
St. Francis, Ill. at Robert Morris (MWL), 8 p.m.

- 21** Concordia at Taylor (MEL), 1 p.m.
Trinity International at Saint Xavier (MWL), 2 p.m.
Missouri Baptist at St. Ambrose, 2 p.m.
Siena Heights at Olivet Nazarene, 2 p.m.
Saint Francis, Ind. at Robert Morris, 2 p.m.
LWD-Belleville at St. Francis, Ill., 5 p.m.

SEPTEMBER

- 5** St. Ambrose at Concordia, 1 p.m.
Siena Heights at LWD-Belleville, 2 p.m.
Saint Xavier at St. Francis, Ill. (MWL), 5 p.m.
Olivet Nazarene at Saint Francis, Ind., 7 p.m.
Wisconsin-Oshkosh at Robert Morris, 7 p.m.
Anderson, Ind. at Taylor, 7 p.m.
- 12** Saint Xavier at Ave Maria, Fla., 11 a.m.
Concordia at Anderson, Ind., 1 p.m.
Missouri Baptist at Siena Heights (MEL), 1 p.m.
Robert Morris at Valley City State, N.D., 2 p.m.
Indianapolis at Marian, 6 p.m.
LWD-Belleville at Olivet Nazarene (MEL), 7 p.m.
Saint Francis, Ind. at Taylor (MEL), 7 p.m.
Trinity International at Wisconsin Lutheran
- 19** Trinity International at Saint Francis, Ind., Noon
LWD-Belleville at St. Ambrose, 2 p.m.
Marian at Robert Morris, 2 p.m.
Missouri Baptist at St. Francis, Ill., 5 p.m.
Concordia at Siena Heights (MEL), 7 p.m.
Webber International, Fla. at Saint Xavier, 7 p.m.
Butler at Taylor, 7 p.m.

OCTOBER

- 3** Taylor vs. Missouri Baptist (MEL)
at Westminster HS, St. Louis, 11 a.m.
St. Francis, Ill. at Concordia, 1 p.m.
Saint Francis, Ind. at Marian (MEL), 1 p.m.
Robert Morris at Olivet Nazarene (MWL), 7 p.m.
St. Ambrose at Trinity International (MWL), 1 p.m.
- 10** Siena Heights at Saint Francis, Ind. (MEL), Noon
Saint Xavier at Concordia, 1 p.m.
Marian at Taylor (MEL), 2 p.m.
St. Francis, Ill. at St. Ambrose (MWL), 2 p.m.
LDW-Belleville at Mo. Baptist (MEL), 5 p.m.
Olivet Nazarene at Trinity International (MWL)
- 17** Concordia at Saint Francis, Ind. (MEL), Noon
Taylor at Siena Heights (MEL), 1 p.m.
St. Ambrose at Saint Xavier (MWL), 2 p.m.
Marian at LWD-Belleville (MEL), 2 p.m.
Olivet Nazarene at Missouri Baptist, 3 p.m.
Robert Morris at Trinity International (MWL)
Truman State at St. Francis, Ill., TBA

- 31** Marian at Concordia (MEL), 1 p.m.
St. Ambrose at Siena Heights, 1 p.m.
Olivet Nazarene at Saint Xavier (MWL), 2 p.m.
Missouri Baptist at Haskell, Okla., 2 p.m.
Trinity International at St. Francis, Ill. (MWL), 2 p.m.
Robert Morris at LWD-Belleville, 2 p.m.

NOVEMBER

- 7** Redemption Christian at Saint Francis, Ind., Noon
Concordia at Missouri Baptist (MEL), 1 p.m.
LWD-Belleville at Taylor (MEL), 1 p.m.
St. Francis, Ill. at Marian, 1 p.m.
Trinity International at Siena Heights, 1 p.m.
St. Ambrose at Olivet Nazarene (MWL), 2 p.m.
Saint Xavier at Robert Morris (MWL), 2 p.m.
- 14** Taylor at Trinity International, Noon
LWD-Belleville at Concordia (MEL), 1 p.m.
Siena Heights at Marian (MEL), 1 p.m.
Saint Francis, Ind. at Missouri Baptist (MEL), 2 p.m.
Robert Morris at St. Ambrose (MWL), 2 p.m.
Olivet Nazarene at St. Francis, Ill. (MWL), 2 p.m.

All times Eastern Time



COUGAR FOOTBALL 2015

REWIND

Season 17 - Rewind 2014

- **16th Consecutive Winning Season**
- **Upset #12 Robert Morris on Road 38-20**
- **QB Wesley Hunsucker MSFA MEL Player-of-the-Week; .864 (19-22-0) completion pct. No. 2 on USF Single-Game List**
- **Upset #18 USF (IL) 42-20**
- **13 Earn All-MSFA MEL; 6 on 1st Team**
- **Senior Joey Dynako 2014 Capital One Academic All-America® College Division Football First Team**

Game 1:

#6 USF 42, Missouri Baptist 10

Thurs., Sept. 4, 2014

FORT WAYNE, Ind. - No doubt the University of Saint Francis was dominant in its season opener posting a 32-point win over Missouri Baptist University in the Cougars' first-ever Thursday night game.

The NAIA Preseason Coaches Top 25 No. 6 Cougars finished with 318 yards rushing and 557 yards of total offense on 87 plays. USF had a 311-yard advantage in the total offensive yards department.

Senior running back Antoin Campbell, who missed USF's last nine games after a season-ending knee injury in 2013, rushed for 96 yards on 11 carries and scored a TD. He did all that in the first half.

With the exception of lost fumbles on their first two possessions, the Cougars were never really threatened in the 196th game in the history of the program. MBU (0-2) was playing its second game in the Spartans' first season.

Fifth-year senior Wesleyan got his third start at quarterback and finished with 113 yards passing on 11-for-21 passing. Freshman Nick Ferrer threw for 105 yards on 5-for-9 passing including a 67-yard scoring connection with junior wide receiver Cam Smith for his first collegiate TD pass in the second quarter. Sophomore QB Brad Jarzab ran for 42 yards and scored on a 5-yard run for the Cougars' first TD of the season.

USF won its 17th consecutive home opening game and its 15th consecutive season-opening game. USF is 7-0 in season-opening games at

home. It was USF's first season-opening game at home since 2009.

Game 2:

William Penn 28, #6 USF 27

Sat., Sept. 1, 2014

FORT WAYNE, Ind. - One final possession was all William Penn University needed to ruin the bid by No. 6 University of Saint Francis to win No. 2 at Bishop John M. D'Arcy Stadium.

The Statesmen (2-1) churned 80 yards on 10 plays scoring with 1:38 to play, then connecting on a pass in the corner of the end zone on the two-point conversion for the one-point upset at USF.

After WPU QB Evan Ressler plowed in for a two-yard touchdown, substitute quarterback Hunter Collins connected with Kramer Patterson for the two-point conversion at the back corner of the north end zone for a one-point lead.

USF (1-1) took over at its 28-yard line after an 18-yard kickoff return by Cody Appenzeller, but USF quarterback Wesley Hunsucker threw two incomplete passes, then got picked off on third-and-10 securing WPU's first win over USF in seven meetings in Mid-States Football Association crossover competition. WPU is a member of the MSFA Midwest League.

Hunsucker, in his fourth career start at QB for the Cougars, threw for a career high 262 yards on 18-for-33 passing and three TDs, but three interceptions stalled the USF offense from even greater offensive production on the scoreboard. Antoin Campbell led USF rushing with 60 yards on 16 carries including a five-yard TD

that gave the Cougars a 27-20 lead at 14:54 in the fourth quarter after Ryan Nix kicked the extra point. Akeim Kelsaw caught two of Hunsucker's TD passes for 10 and 20 yards. Seth Coate caught a third TD pass for a 60-yard TD.

The Statesmen rushed for 477 yards on 73 carries, a rushing yardage record against USF breaking the mark set by then No. 1-ranked University of the Cumberland (KY) - 398 yards - in the NAIA Quarterfinals on Nov. 30, 2013. WPU's 73 carries were five short of the record 78 set by McKendree with 358 yards against USF on 9/25/99. Michael Thomas led WPU with 131 yards on 19 carries, a 6.9 average per carry.

Despite the lopsided numbers including a 499-356 WPU advantage in total offense (79



plays to 58 for WPU), the Cougars put themselves in position to win. USF forced three fumbles, recovered one. The Cougars blocked an extra point kick. And they held WPU to a missed field goal attempt at the end of the first half after the Statesmen moved 89 yards on 16 plays chewing 6:47 off the first-half clock.

Game 3:

#12 USF 27, @ #25 St. Ambrose 13

Sat., Sept. 20, 2014

DAVENPORT, Iowa – 12th-ranked University of Saint Francis took care of business on the road at St. Ambrose University.

Freshman quarterback Nick Ferrer took advantage of his first collegiate start throwing three touchdown passes to lead the Cougars to a 27-13 win over the 25th-ranked Fighting Bees.

Ferrer threw for 300 yards connecting on 28-of-51 pass attempts without an interception. Junior wide receiver Cam Smith caught 10 passes from Ferrer for 108 yards including an 11-yard TD pass. Antoin Campbell rushed for 88 yards on 18 carries. Ferrer finished the first half 14-for-26 with 206 yards passing. Smith had five receptions for 74 yards.

The USF defense did its part as well led by LB Kyle Mathewson, DB Kory Stamps and DE Zach Bruce. Mathewson had 12 solo tackles and Stamps added nine. Bruce had three of USF's eight sacks. ILB Steve Kiermaier and DE Lucas Sparks had two sacks apiece and OLB Brandon Almond had one sack. USF had 45 total sack yards. OLB Keith Harris had the first USF interception of the season and DB Na'Shawn Lewis had four PBU's.

Game 4:

#8 Grand View 21, #9 USF 9

Sat., Sept. 27, 2014

FORT WAYNE, Ind. – Ninth-ranked University of Saint Francis misfired on offense when it mattered most dropping a 21-9 decision to eighth-ranked Grand View University at Bishop D'Arcy Stadium on a perfect weather day for college football.

GVU (3-1) scored two second-half touchdowns to wipe out a 9-7 halftime deficit against the Cougars (2-2), who stumbled at home for the second consecutive game. That hasn't happened since 2011 and it's just the second time it has happened since 1998.

GVU junior quarterback Derek Fulton put the Vikings ahead when he scrambled his way to a 59-yard touchdown run with 9:36 to play in the third quarter. Fulton's play came

on third-and-13 from the GVU 41-yard line. GVU running back Charles Badgett knocked the hope out of the Cougars when he dashed right up the middle for a 44-yard TD with 2:08 to play in the game scoring the last TD of the game.

USF got a record-tying effort from placekicker Ryan Nix, who kicked three field goals in the first half, the last a 30-yarder that gave the Cougars a 9-7 lead with three minutes to play in the half. Nix also kicked a 20-yard FG for a 3-0 lead at 7:57 in the first quarter. Brady Roland grabbed a 51-yard scoring strike from Fulton at 3:57 in the first quarter that gave GVU a 7-3 lead after the Brett Johnson extra point.

USF freshman quarterback Nick Ferrer started his second consecutive game and



finished 23-for-45 passing for 203 yards. He threw three interceptions and was sacked four times. Fulton finished 17-for-30 passing and he, too, was sacked four times.

GVU, which won for the 17th time in 18 games, finished with a 361-277 advantage in total offense, 188-63 in rushing, while USF had a 214-173 advantage passing. Badgett led GVU rushing with 88 yards on 13 carries. Fulton, who lost 48 on four sacks, finished with 53 on 14 carries. Roland caught five passes for 71 yards and Keonte White caught five passes for 32 yards.

Game 5:

Siena Heights 27, #15 USF 21

Sat., Oct. 5, 2014 Homecoming

FORT WAYNE, Ind. – Despite a pair of long touchdown passes from substitute quarterback Wesley Hunsucker, 15th-ranked University of Saint Francis stumbled to a 27-21 Homecoming defeat to unranked Siena Heights University on Saturday night.

Hunsucker came off the bench to replace Brad Jarzab who replaced starting QB Nick Ferrer to start the second half. Hunsucker connected with Cam Smith on a 15-yard pass that Smith turned into an 84-yard score, then drew the Cougars within 17-14. After SHU scored, Hunsucker connected with Seth Coate for a 50-yard TD strike that pulled USF within three points again, 24-21.

After the USF 'D' stiffened to limit SHU to a field goal, the Cougars got the ball back at

the USF 37 with 4:07 to play. USF was called for holding on a 9-yard completion. After two incomplete passes, Josh Spitalne punted for a USF single-game record 11th time and the Saints ran out the clock picking up two first downs finishing a disappointing, cold, windy, and sometimes drizzly night for the Cougars.

"They put a lot of pressure on and they've got some good people on the backend, and it didn't come out the way I'd hoped," USF Head Coach Kevin Donley said.

It was USF's third consecutive loss at home since opening the season with a 42-10 win over Missouri Baptist University on Sept. 4 and it was USF's first loss in a night game ending a streak of 12 consecutive wins dating back to the first night game win in 1999 at

Malone. It was USF's first home loss in a night game in five games since the installation of the lights at Bishop D'Arcy Stadium in 2012.

Game 6:

@ #16 St. Xavier 53, #24 USF 26

Sat., Oct. 12, 2014

CHICAGO, Ill. ~ Momentum jumped off the University of Saint Francis bandwagon near the end of the first half, and never came back after St. Xavier University blocked a USF field goal attempt and returned it for a touchdown. SXU outscored USF 33-6 to lock down the win on Saturday night.

No. 24 USF tumbled to 2-4 overall while 16th-ranked SXU improved to 4-2 after the Mid-States Football Association crossover clash at Bruce R. Deaton Memorial Stadium on the SXU campus.

After trading scores to start the second half, USF only trailed 27-26, but SXU scored 26 unanswered points to take any fourth quarter drama out of the contest.

USF led 14-10 at the end of the first quarter getting a 3-yard Bradley Jarzab TD run and an 11-yard Wesley Hunsucker to Akeim Kelsaw TD connection. Jarzab scored on an 8-yard TD scamper for a 20-13 USF lead but Ryan Nix had the PAT blocked. Kory Stamps picked off a John Rhode pass at the USF 44 with 2:45 to play in the first half. USF got a big play when Hunsucker connected with Cam Smith for 32 yards to the SXU 31, but SXU's defense stiffened forcing the ill-fated (from USF's perspective) Ryan Nix field goal attempt from the SXU 25.

Nick Cemenio got the block, which ricocheted out to around the SXU 40 where Matt Johnson scooped and scored with 19 seconds left in the first half. Abdul Mahdi kicked the PAT to tie the game at 20.

"We played extremely hard in the first half, but a couple calls didn't go our way in the first half and they made some plays in the second half," USF Head Coach Kevin Donley said. "Now we've got to focus on the next game this Saturday."

Hunsucker finished 30-for-57 passing with one interception and two TDs, but was sacked six times. Smith had five receptions for 91 yards, Kelsaw had seven receptions for 60 yards, Cody Appenzeller five for 75, Seth Coate five for 59 and Seth Stuart four for 31. Antoin Campbell led USF rushing with 68 yards on 14 carries, a 4.9 per carry average. USF rushed for 172 yards, but Hunsucker was

sacked for 43 yards in losses.

SXU finished with 593 yards total offense, 433 passing. SXU quarterback Rhode was 20-for-34 passing with one interception.

Game 7:

@ USF 42, #18 USF (IL) 20

Sat., Oct. 18, 2014

FORT WAYNE, Ind. - It's baaaack. The University of Saint Francis found its finishing touch, outscored 18th-ranked University of St. Francis (Ill.) 14-0 in the fourth quarter and secured a 22-point win snapping a three-game losing streak on a dreary, bone-chilling and wet Saturday afternoon.

Antoin Campbell scored three touchdowns in the second half and the Cougars' defense forced three turnovers by the Fighting Saints, who dropped their second consecutive Mid-States Football Association Mideast League game. The Cougars, now 3-4 overall, snapped a three-game losing skid at home and improved to 1-1 in MSFA MEL play heading to No. 8 Robert Morris University next Saturday.

Campbell rushed for a season best 114 yards on 16 carries including a 56-yard TD dash in the fourth quarter that assured the USF (IN) upset. Wesley Hunsucker finished with 207 yards passing and two TD passes while running for a third in his fifth career start at quarterback. He connected on 15-of-20 passes with one interception. He sustained an undisclosed injury after getting sacked and did not play in the second half.

Nick Ferrer replaced Hunsucker and connected with Campbell for a 14-yard TD that expanded the USF lead to 28-13 with 11:25 to play in the third quarter. After a John Magee TD run that trimmed the Cougars' advantage to 28-20 with 2:31 to play in the third quarter, defense controlled the game until a bad snap on a punt attempt gave the Cougars possession at the Saints' 10-yard line. Campbell ran the ball in like a bowling ball with razor blades scoring from the 10 with 4:29 left to play.

The Cougars held USF (IL) to 3-and-out and on the first play Campbell again broke loose for his third TD of the second half with 3:46 to play.

Seth Coate caught seven passes for 79 yards receiving and Cam Smith caught three for 67 yards including a 42-yard pass from Hunsucker that gave USF a 21-7 lead in the first half.

Game 8:

USF 38, @ #12 Robert Morris 20

Sat., Oct. 25, 2014

ARLINGTON HEIGHTS, Ill. ~ Turnabout was fair play for the University of Saint Francis in a 38-20 shocker at NAIA No. 12-ranked Robert Morris University on a sun-drenched, windy Saturday afternoon near Chicago.

USF senior quarterback Wesley Hunsucker threw four first-half touchdown passes in the first half and finished with 305 yards passing and Bradley Jarzab added a second-half TD pass for the Cougars. Hunsucker completed 86 percent of his passes connecting on 19-of-22 attempts without an interception.

In the first meeting between RMU and USF at Bishop D'Arcy Stadium in 2013, the then unranked Eagles pulled out a 28-24 win over then No. 4-ranked USF.

USF improves to 4-4 overall, 2-1 in Mid-States Football Association Mideast League action with its second consecutive MSFA MEL win.

The USF defense held RMU (6-2, 1-2 MEL) to 135 yards rushing. RMU senior running back Lamont Wims, who entered the game averaging 167.7 yards per game, only managed 76 yards on 20 carries. RMU finished with a season low 267 yards of total offense.

Game 9:

USF 30, @ Concordia 14

Sat., Nov. 1, 2014

ANN ARBOR, Mich. ~ After scoring the first 30 points of the game, the University of Saint Francis secured its third consecutive win at Concordia University on Saturday afternoon.

USF senior quarterback Wesley Hunsucker threw for three touchdowns, special package QB Bradley Jarzab threw for another and senior running back Antoin Campbell posted his 12th career 100-yard rushing game with 104 yards on 17 carries in the Mid-States Football Association Mideast League game.



Jarzab connected with Zach Gegner for USF's first TD with 8:12 to play in the first quarter. Ryan Nix added the PAT for a quick 7-0 USF lead. Nix added a 28-yard field goal at 9:27 in the second quarter for a 10-0 lead and Hunsucker connected with Cam Smith after some nifty scrambling from the Cardinals 3-yard line for the TD at 1:08 in the second quarter. Nix booted the extra point and USF led 17-0 at halftime.

Linebacker Steve Kiermaier set up USF's third TD when he recovered a fumble at the Concordia 17. Despite a penalty and a Hunsucker fumble, Hunsucker made amends connecting with Matt Noll for a 32-yard TD at 12:51 in the third quarter. Just about two-and-a-half minutes later, USF scored again when Hunsucker hooked up with Seth Coate for a 7-yard TD at 10:16. Nix had his PAT attempt blocked, but the Cougars led comfortably 30-0.

Hunsucker finished 12-for-22 passing for 142 yards. Nick Ferrer completed 4-of-8 passes for 52 yards. Jarzab's TD pass was the only pass he attempted. USF finished 17-for-31 passing without an interception on a bone-chilling, blustery afternoon. USF (5-4, 3-1 MEL) improved to 4-0 against CU (3-6, 0-4 MEL).

Smith finished with four receptions for 42 yards to lead USF receiving. Akeim Kelsaw had three receptions for 25 yards.

Cale Tabler and Trevon Wilson had interceptions for USF. Shannon Swain led USF with seven solo tackles, nine total. Kiermaier also had a sack for five yards.

**Game 10:
@ USF 42, Taylor 0
Sat., Nov. 8, 2014**

FORT WAYNE, Ind. ~ Linebacker Steve Kiermaier laughed at the prospect of playing wide receiver next week, but the University of Saint Francis junior looked very adept at the role after picking off a Taylor University pass to start a 42-0 rout on Saturday afternoon at Bishop D'Arcy Stadium.

Kiermaier snared a Wil Alexander pass and dashed 20 yards for a quick 6-0 USF lead with 9:01 to play, the first of three USF interceptions, and the Cougars took complete control with a 25-point second quarter. USF improved to 6-4 overall with its fourth consecutive win and heads to Marian University next Saturday with a chance to win a share of the Mid-States Football Association Mideast League championship.

USF's defense actually led the offense 16-3 after Karrington Thompson blocked a TU punt

for a safety. Cale Tabler added another pick 6 for the 13-yard score with 9:30 to play in the second quarter. Ryan Nix booted a 35-yard field goal after the safety and Tabler's INT for 6 put USF up 18-0.

The USF offense got on the board when quarterback Brad Jarzab connected with Antoin Campbell for a 3-yard TD pass and a 25-0 lead after the Nix extra point at 7:27. Jarzab scored the next USF TD on a 1-yard run with 26 seconds to play in the second quarter.

Leading 32-0 at half, senior starting QB Wesley Hunsucker connected with Cody Appenzeller for an 18-yard pass and Nix finished the scoring with a 22-yard field goal with 7:03 to play in the third quarter.

**Game 11:
@ #9 Marian 51, USF 18
Sat., Nov. 15, 2014**

INDIANAPOLIS, Ind. ~ University of Saint Francis football team members found it hard to put feelings into words after a promising 18-13 halftime lead disappeared under a Marian University second-half avalanche of points ending in a stunning, season-ending 51-18 defeat on a sunny, but bone-chilling afternoon that felt even colder after the 11th game of the season for the 27th-ranked Cougars.

The ninth-ranked Knights (8-2, 5-1 MSFA MEL co-champions with Siena Heights) scored the last 45 points of the game after USF (6-5, 4-2 MSFA MEL) built an 18-6 advantage.

As usual, the season-ending loss is especially hard on seniors, who recognize they've played their final organized football game.

"It's been a tough season," said senior running back Antoin Campbell, choking back his emotions. He made a 72-yard jaunt inside the MU 1-yard line in the second quarter. In a bittersweet end, Campbell did tie Daniel



Carter's career record 13 100-or-more yards rushing games recording his 13th of his career and third this season.

"Things didn't go the way we wanted it or I wanted it," Campbell continued. "Lookin' back on it, there's some things you could've changed, had a better season. It's really tough to end this way. It's been a long career and I'm really thankful for all the things I've been blessed by this opportunity to be here at Saint Francis, but it's been a tough season.

"I hope the guys back next season learn from it. That's all we can do. It started out really tough but we bonded together and managed to turn some things around; it's a good step forward for next year."

Campbell finished with 108 yards rushing on 14 carries for the Cougars in his 37th and final game. He scored his 33rd rushing touchdown moving him into sixth place alone on the USF career scoring list with 230 points.

USF's highlights came in the first 24 minutes of the game when the upset-minded Cougars produced an 18-6 lead. After the USF defense held the Knights to a field goal on their second possession, the Cougars answered with a six-play, 73-yard drive completed when WR Cam Smith scored USF's final TD of the game. Akeim Kelsaw connected with Elliott Nelson to break up this MU pass attempt with fellow receiver Seth Coate on a 37-yard touchdown strike for a 6-3 lead with 14:08 to play in the second quarter. MU blocked the Ryan Nix PAT.

2015 USF Cougars Numerical Roster

(As of 7-15-15...subject to change)

No.	Full Name	Pos.	Ht.	Wt.	Yr.	Hometown /Previous School	No.	Full Name	Pos.	Ht.	Wt.	Yr.	Hometown /Previous School
1	Charles Gaston	WB	5-9	177	So.	Fort Wayne, IN / Bishop Luers		Connor Burgess	OL	5-11	290	Fr.	Fort Wayne, IN / Carroll
2	Cale Tabler	DB	5-10	180	Sr.	Wapakoneta, OH / Wapakoneta		Jordan Cannon	WR	6-1	178	R-Fr.	Indianapolis, IN / Arsenal Technical
3	Marlon McDowell	OLB	6-1	216	So.	Indianapolis, IN / Ben Davis/ Saint Joseph's College		Brevin Cardwell	OL	6-4	327	Fr.	Avon, IN / Avon
6	Seth Stuart	WB	5-8	175	Sr.	Dayton, OH / Wayne		Trevon Carr	RB	5-10	185	So.	Fort Wayne, IN / Leo Anderson
8	Na'Shawn Lewis	DB	6-1	194	Jr.	Avon, IN / Ben Davis		Nate Carson	WR	6-1	188	R-Fr.	Terre Haute, IN / North Vigo
10	Bradley Jarzab	QB	5-11	214	Jr.	Springfield, OH / Shawnee		Wilmer Cole	DB	6-1	240	Fr.	Indianapolis, IN / Warren Central
11	Seth Coate	WR	6-4	210	Jr.	Fort Wayne, IN / Homestead		Malik Coleman	RB	5-10	209	R-Fr.	South Bend, IN / Riley
12	Shaton Harris	ATH	5-10	184	R-Fr.	Fort Wayne, IN / South Side		Jahni Cooper	WR	6-1	185	Fr.	Indianapolis, IN / Pike
13	Nick Ferrer	QB	6-5	225	So.	Westfield, IN / Westfield		Nicholas Cox	OL	6-2	306	Fr.	Lafayette, IN / McCutcheon
18	Shannon Swain	DB	5-10	175	Jr.	Anderson, IN / Anderson		John Daugherty	OL	6-2	260	Fr.	Crown Point, IN / Andread
19	Sean Boswell	WB	5-9	178	So.	Indianapolis, IN / Ben Davis		P.J. Dean	RB	6-0	187	Fr.	Butler, IN / Eastside
21	Cody Appenzeller	WB	5-9	179	Sr.	Fort Wayne, IN / Homestead		Donelle Dinkins-Bryant	DE	5-11	207	Fr.	Indianapolis, IN / Lawrence North
22	DJ Manning	RB	6-0	193	Jr.	St. Marys, OH / Memorial		Micah Dorsett	DB	5-11	175	Fr.	Indianapolis, IN / Warren Central
25	Jerrell Holman	DB	5-9	173	Jr.	Fort Wayne, IN / Northrop		Eric Dunten	DB	6-2	197	Fr.	Fort Wayne, IN / Carroll
29	Trevon Wilson	DB	5-11	183	So.	Fort Wayne, IN / Northrop		Emmanuel Evans	WR	5-10	157	R-Fr.	Indianapolis, IN / Broad Ripple
30	Spencer Cowherd	DB	6-2	190	So.	Fort Wayne, IN / Northrop		Dimitri Floyd	WR	5-10	150	Fr.	Lima, OH / Central Catholic
34	Jason Nicodemus	RB	5-10	214	Jr.	Churubusco, IN / Churubusco		Jaylen Gamble	OL	6-3	292	So.	Indianapolis, IN / North Central
35	Justin Green	RB	5-11	186	R-Fr.	Griffith, IN / Griffith		Phillip Gegner	OL	6-0	260	R-Fr.	Indianapolis, IN / Warren Central / Quincy University
36	Andrew Hunt	ILB	6-1	222	Jr.	Lexington, OH / Lexington		Jabril George	QB	5-10	146	Fr.	Indianapolis, IN / Washington
37	Aaron Harris	RB	5-9	205	Jr.	Whiteland, IN / Whiteland Community		Jackson Grahovac	DT	6-2	249	Fr.	Fort Wayne, IN / Bishop Dwenger
39	Tony Allen	DB	5-9	150	So.	Indianapolis, IN / Ben Davis		Brandon Grasha	SP	5-8	176	Fr.	Hammond, IN / Morton
41	Jalen McIntyre	DB	6-0	196	So.	Indianapolis, IN / North Central		Terrance Grayson	WR	5-9	175	Fr.	Merrillville, IN / Merrillville
45	Nathan McCalla	OLB	6-0	200	Sr.	Defiance, OH / Defiance		Piercen Harnish	LB	6-1	220	Fr.	Ossian, IN / Norwell
46	Zac Bo Haydock	RB	6-0	235	Jr.	Fort Wayne, IN / Woodlan		Adam Hoffer	LB	6-2	170	Fr.	New Haven, IN / New Haven
47	Lee Stewart	OLB	6-0	185	So.	Lima, OH / Central Catholic		Stanford Jackson	DB	5-10	165	R-Fr.	Indianapolis, IN / Bishop Chatard
48	Cody Conwell	RB	5-8	177	R-Fr.	Churubusco, IN / Churubusco		Ian Johnson	OL	6-0	289	Fr.	Indianapolis, IN / Cardinal Ritter
49	Jared Knous	WB	5-9	186	So.	St. Marys, OH / Memorial		Donnell Johnson Jr.	WR	6-0	160	Fr.	Indianapolis, IN / Warren Central
51	Matt Muncy	LB	6-1	255	So.	Lafayette, IN / McCutcheon		Michael Loggan	QB	6-4	197	R-Fr.	Indianapolis, IN / North Central
54	Lucas Sparks	DE	6-2	239	Jr.	Springfield, OH / Shawnee		Kyle May	WR	6-1	226	Fr.	Indianapolis, IN / Lawrence Central
56	Malachi Manion	OLB	6-1	226	R-Fr.	Dearborn Heights, MI / Robichaud		Anthony Mayers	RB	5-8	201	R-Fr.	Hammond, IN / Bishop Noll
58	Roberto Martinez	DE	5-10	218	Sr.	Mishawaka, IN / Mishawaka/ Concordia University		Christian Miller	RB	5-11	186	Fr.	Middlebury, IN / Northridge
60	Connor Holcomb	OL	6-3	263	So.	Kendallville, IN / East Noble		Shawn Moore	OL	6-5	356	Fr.	Indianapolis, IN / Pike
62	Jack Baker	OL	6-6	326	Sr.	Lebanon, IN / Lebanon		Austin O'Connell	OL	6-2	324	Fr.	Huntington, IN / Huntington North
63	Zach Minardo	OL	6-3	311	Jr.	Camby, IN / Mooresville		Braxton O'Haver	SP	6-3	214	Fr.	Syracuse, IN / Wawasee
65	D'ylan Richardson	DL	6-3	249	So.	Indianapolis, IN / Sycora Memorial		Chris Parish	DB	5-9	170	Fr.	Indianapolis, IN / Ben Davis
66	Brian Gegner	OL	6-3	262	Jr.	Indianapolis, IN / Warren Central		Spencer Reynolds	ILB	6-0	192	R-Fr.	Portage, IN / Portage
67	Jason Gardner	DT	6-5	308	Sr.	Ada, MI / Forest Hills Eastern/ University of Utah		Damon Robinson	DB	5-11	200	Fr.	Indianapolis, IN / Warren Central
68	Shawn Ryan	OL	6-0	272	Jr.	Fort Wayne, IN / Bishop Dwenger		Ahmad Rucker	OL	6-0	340	R-Fr.	South Holland, IL / Bishop Noll
69	Anthony Wilkerson	OL	6-1	335	Jr.	Lima, OH / Lima Central		Grant Sherman	QB	6-5	230	R-Fr.	Kenton, OH / Kenton/Toledo U.
71	Zeke Lockwood	OL	6-3	317	R-Fr.	Gas City, IN / Mississinewa		Chris Smith	ILB	5-9	225	Fr.	Indianapolis, IN / Pike
73	Gus Hancock	OL	6-3	280	Sr.	Spencer, IN / Owen Valley		Michael Smith	OL	6-4	262	Fr.	Indianapolis, IN / Pike
75	Alex Woods	OL	6-2	261	So.	Greenwood, IN / Center Grove		Austin Smogor	OL	6-3	284	Fr.	Greenwood, IN / Center Grove
76	Keegan Bruner	OL	6-2	295	Jr.	Warsaw, IN / Warsaw		Marcus Stepp	DB	6-2	220	Fr.	Fort Wayne, IN / Bishop Dwenger
78	Eric Hemmelgarn	DL	6-5	281	R-Fr.	Portland, IN / Jay County		Kaleb Summers	ILB	5-11	222	Fr.	Elkhart, IN / Memorial
79	Dimitri Kaplanis	DL	6-2	257	Jr.	North Webster, IN / Wawasee		Bryce Tolle	DL/TE	6-2	245	Fr.	Brownsburg, IN / Brownsburg
80	Matthew Noll	WR	6-3	219	Sr.	Fort Wayne, IN / Carroll		Vito Tupea	DB	5-10	185	Fr.	Indianapolis, IN / Warren Central
82	Montay McDowell	WR	6-2	198	Jr.	Indianapolis, IN / Ben Davis		Christian Vela	ILB	5-9	194	Fr.	Indianapolis, IN / Cardinal Ritter
84	Cameron Smith	WR	6-1	200	Sr.	Fort Wayne, IN / Bishop Dwenger		Shane Vigar	DB	5-11	181	Fr.	Wabash, IN / Northfield
86	Andreas Gomez-Espino	WB	6-0	173	R-Fr.	Fort Wayne, IN / Snider		Dionte Walker	DB	5-11	180	R-Fr.	Fort Wayne, IN / South Side
87	Zach Gegner	TE	6-3	232	So.	Indianapolis, IN / Warren Central		Colin Walls	LB	6-0	240	Fr.	Richmond, IN / Richmond
88	Ryan Nix	K	6-2	206	Jr.	Valparaiso, IN / Valparaiso		David Welker	WR	5-8	155	Fr.	Middlebury, IN / Northridge
90	Josh Spitnale	P	6-6	221	So.	Fort Wayne, IN / Snider		Andrew Winters	CB	6-2	165	Fr.	Indianapolis, IN / Warren Central
92	Jeffrey Jones	DT	6-0	248	Sr.	Indianapolis, IN / Lawrence North		Tirone Young	RB	5-10	193	Fr.	Indianapolis, IN / Warren Central
93	Christian Johnson	DE	6-3	274	So.	Indianapolis, IN / Sycora Memorial		Quinn Zaerr	OL	6-4	245	Fr.	St. Mary's, OH / Memorial
94	Dru Durnell	DT	6-3	246	Jr.	Fort Wayne, IN / Homestead							
96	Cameron Shackelford	DE	6-4	250	So.	Fort Wayne, IN / South Side							
97	Karrington Thompson	DE	6-2	258	Sr.	Fort Wayne, IN / Snider							
98	Drake DeMuyt	DT	6-4	322	Jr.	Kendallville, IN / East Noble							
99	Jordan May	DE	6-3	240	R-Fr.	Fishers, IN / Hamilton Southeastern							
	Kylin Bass	DE	6-1	190	Fr.	Indianapolis, IN / Cardinal Ritter							
	Travis Bear	WR	5-11	185	Fr.	Nappanee, IN / NorthWood							
	Avery Beeks	WR	5-8	195	Fr.	Chesterton, IN / Chesterton							
	Kamran Beitvashahi	OL	6-4	310	Fr.	Bloomington, IN / South							
	Colyn Blackford	WR	6-0	183	Fr.	Kenton, OH / Kenton							
	Blake Blaker	MLB	6-2	260	R-Fr.	LaOtto, IN / Eastside/Ball State U.							
	William Blume	ILB	6-0	236	Fr.	Fort Wayne, IN / Bishop Dwenger							
	Rashawn Bond	WR	5-8	153	Fr.	Indianapolis, IN / Ben Davis							

WR -- 17 OL -- 23 LB -- 16 RB -- 12 TE -- 2
 WB -- 5 DB -- 18 QB -- 4 K -- 2
 DL -- 7 DE -- 8

Ft. Wayne -- 23 Allen County -- 24 Indianapolis -- 16
 Indiana -- 37 Ohio -- 14 Michigan -- 2
 Illinois -- 1

2015 USF Cougars Alphabetical Roster (As of 7-15-15...subject to change)

No.	Full Name	Pos.	Ht.	Wt.	Yr.	Hometown / Previous School	No.	Full Name	Pos.	Ht.	Wt.	Yr.	Hometown / Previous School
39	Tony Allen	DB	5-9	150	So.	Indianapolis, IN / Ben Davis	79	Dimitri Kaplanis	DL	6-2	257	Jr.	North Webster, IN / Wawasee
21	Cody Appenzeller	WB	5-9	179	Sr.	Fort Wayne, IN / Homestead	49	Jared Knous	WB	5-9	186	So.	St. Marys, OH / Memorial
	Tyler Back	DT	6'5	275	Fr.	Portland, IN / Jay County/Grace	8	Na'Shawn Lewis	DB	6-1	194	Jr.	Avon, IN / Ben Davis
62	Jack Baker	OL	6-6	326	Sr.	Lebanon, IN / Lebanon	71	Zeke Lockwood	OL	6-3	317	R-Fr.	Gas City, IN / Mississinewa
	Kylin Bass	DE	6-1	190	Fr.	Indianapolis, IN / Cardinal Ritter		Michael Loggan	QB	6-4	197	R-Fr.	Indianapolis, IN / North Central
	Travis Bear	WR	5-11	185	Fr.	Nappanee, IN / NorthWood	56	Malachi Manion	OLB	6-1	226	R-Fr.	Dearborn Heights, MI / Robichaud
	Avery Beeks	WR	5-8	195	Fr.	Chesterton, IN / Chesterton	22	DJ Manning	RB	6-0	193	Jr.	St. Marys, OH / Memorial
	Kamran Beitvashahi	OL	6-4	310	Fr.	Bloomington, IN / South	58	Roberto Martinez	DE	5-10	218	Sr.	Mishawaka, IN / Mishawaka/Concordia University
	Colyn Blackford	WR	6-0	183	Fr.	Kenton, OH / Kenton							
	Blake Blaker	MLB	6-2	260	R-Fr.	LaOtto, IN / Eastside/Ball State U.	99	Jordan May	DE	6-3	240	R-Fr.	Fishers, IN / Hamilton Southeastern
	William Blume	ILB	6-0	236	Fr.	Fort Wayne, IN / Bishop Dwenger		Kyle May	WR	6-1	226	Fr.	Indianapolis, IN / Lawrence Central
	Rashawn Bond	WR	5-8	153	Fr.	Indianapolis, IN / Ben Davis		Anthony Mayers	RB	5-8	201	R-Fr.	Hammond, IN / Bishop Noll
19	Sean Boswell	WB	5-9	178	So.	Indianapolis, IN / Ben Davis	45	Nathan McCalla	OLB	6-0	200	Sr.	Defiance, OH / Defiance
76	Keegan Bruner	OL	6-2	295	Jr.	Warsaw, IN / Warsaw	3	Marlon McDowell	OLB	6-1	216	So.	Indianapolis, IN / Ben Davis
	Connor Burgess	OL	5-11	290	Fr.	Fort Wayne, IN / Carroll	82	Montay McDowell	WR	6-2	198	Jr.	Indianapolis, IN / Ben Davis
	Jordan Cannon	WR	6-1	178	R-Fr.	Indianapolis, IN / Arsenal Technical	41	Jalen McIntyre	DB	6-0	196	So.	Indianapolis, IN / North Central
	Brevin Cardwell	OL	6-4	327	Fr.	Avon, IN / Avon		Christian Miller	RB	5-11	186	Fr.	Middlebury, IN / Northridge
	Trevon Carr	RB	5-10	185	So.	Fort Wayne, IN / Leo Anderson	63	Zach Minardo	OL	6-3	311	Jr.	Camby, IN / Mooresville
	Nate Carson	WR	6-1	188	R-Fr.	Terre Haute, IN / North Vigo		Shawn Moore	OL	6-5	356	Fr.	Indianapolis, IN / Pike
11	Seth Coate	WR	6-4	210	Jr.	Fort Wayne, IN / Homestead	51	Matt Muncy	LB	6-1	255	So.	Lafayette, IN / McCutcheon
	Wilmer Cole	DB	6-1	240	Fr.	Indianapolis, IN / Warren Central	34	Jason Nicodemus	RB	5-10	214	Jr.	Churubusco, IN / Churubusco
	Malik Coleman	RB	5-10	209	R-Fr.	South Bend, IN / Riley	88	Ryan Nix	K	6-2	206	Jr.	Valparaiso, IN / Valparaiso
48	Cody Conwell	RB	5-8	177	R-Fr.	Churubusco, IN / Churubusco	80	Matthew Noll	WR	6-3	219	Sr.	Fort Wayne, IN / Carroll
	Jahni Cooper	WR	6-1	185	Fr.	Indianapolis, IN / Pike		Austin O'Connell	OL	6-2	324	Fr.	Huntington, IN / Huntington North
30	Spencer Cowherd	DB	6-2	190	So.	Fort Wayne, IN / Northrop		Braxton O'Haver	SP	6-3	214	Fr.	Syracuse, IN / Wawasee
	Nicholas Cox	OL	6-2	306	Fr.	Lafayette, IN / McCutcheon		Chris Parish	DB	5-9	170	Fr.	Indianapolis, IN / Ben Davis
	John Daugherty	OL	6-2	260	Fr.	Crown Point, IN / Andean		Spencer Reynolds	ILB	6-0	192	R-Fr.	Portage, IN / Portage
	P.J. Dean	RB	6-0	187	Fr.	Butler, IN / Eastside	65	D'ylan Richardson	DL	6-3	249	So.	Indianapolis, IN / Soecina Memorial
98	Drake DeMuyt	DT	6-4	322	Jr.	Kendallville, IN / East Noble		Damon Robinson	DB	5-11	200	Fr.	Indianapolis, IN / Warren Central
	Donnelle Dinkins-Bryant	DE	5-11	207	Fr.	Indianapolis, IN / Lawrence North		Ahmad Rucker	DL	6-0	340	R-Fr.	South Holland, IL / Bishop Noll
	Micah Dorsett	DB	5-11	175	Fr.	Indianapolis, IN / Warren Central	68	Shawn Ryan	OL	6-0	272	Jr.	Fort Wayne, IN / Bishop Dwenger
	Eric Dunten	DB	6-2	197	Fr.	Fort Wayne, IN / Carroll	96	Cameron Shackelford	DE	6-4	250	So.	Fort Wayne, IN / South Side
94	Dru Durnell	DT	6-3	246	Jr.	Fort Wayne, IN / Homestead		Grant Sherman	QB	6-5	230	R-Fr.	Kenton, OH / Kenton/Toledo U.
	Emmanuel Evans	WR	5-10	157	R-Fr.	Indianapolis, IN / Broad Ripple	84	Cameron Smith	WR	6-1	200	Sr.	Fort Wayne, IN / Bishop Dwenger
13	Nick Ferrer	QB	6-5	225	So.	Westfield, IN / Westfield		Chris Smith	ILB	5-9	225	Fr.	Indianapolis, IN / Pike
	Dimitri Floyd	WR	5-10	150	Fr.	Lima, OH / Central Catholic		Michael Smith	OL	6-4	262	Fr.	Indianapolis, IN / Pike
	Jaylen Gamble	OL	6-3	292	So.	Indianapolis, IN / North Central		Austin Smogor	OL	6-3	284	Fr.	Greenwood, IN / Center Grove
67	Jason Gardner	DT	6-5	308	Sr.	Ada, MI / Forest Hills Eastern/University of Utah	54	Lucas Sparks	DE	6-2	239	Jr.	Springfield, OH / Shawnee
							90	Josh Spitnale	P	6-6	221	So.	Fort Wayne, IN / Snider
1	Charles Gaston	WB	5-9	177	So.	Fort Wayne, IN / Bishop Luers		Marcus Stepp	DB	6-2	220	Fr.	Fort Wayne, IN / Bishop Dwenger
66	Brian Gegner	OL	6-3	262	Jr.	Indianapolis, IN / Warren Central	47	Lee Stewart	OLB	6-0	185	So.	Lima, OH / Central Catholic
	Phillip Gegner	OL	6-0	260	R-Fr.	Indianapolis, IN / Warren Central /Quincy University	6	Seth Stuart	WB	5-8	175	Sr.	Dayton, OH / Wayne
								Kaleb Summers	ILB	5-11	222	Fr.	Elkhart, IN / Memorial
87	Zach Gegner	TE	6-3	232	So.	Indianapolis, IN / Warren Central	18	Shannon Swain	DB	5-10	175	Jr.	Anderson, IN / Anderson
	Jabril George	QB	5-10	146	Fr.	Indianapolis, IN / Washington	2	Cale Tabler	DB	5-10	180	Sr.	Wapakoneta, OH / Wapakoneta
86	Andreas Gomez-Espino	WB	6-0	173	R-Fr.	Fort Wayne, IN / Snider	97	Karrington Thompson	DE	6-2	258	Sr.	Fort Wayne, IN / Snider
	Jackson Grahovac	DT	6-2	249	Fr.	Fort Wayne, IN / Bishop Dwenger		Bryce Tolle	DL/TE	6-2	245	Fr.	Brownsville, IN / Brownsville
	Brandon Grasha	SP	5-8	176	Fr.	Hammond, IN / Morton		Vito Tupea	DB	5-10	185	Fr.	Indianapolis, IN / Warren Central
	Terrance Grayson	WR	5-9	175	Fr.	Merrillville, IN / Merrillville		Christian Vela	ILB	5-9	194	Fr.	Indianapolis, IN / Cardinal Ritter
35	Justin Green	RB	5-11	186	R-Fr.	Griffith, IN / Griffith		Shane Vigar	DB	5-11	181	Fr.	Wabash, IN / Northfield
73	Gus Hancock	OL	6-3	280	Sr.	Spencer, IN / Owen Valley		Dionte Walker	DB	5-11	180	R-Fr.	Fort Wayne, IN / South Side
	Piercen Harnish	LB	6-1	220	Fr.	Ossian, IN / Norwell		Colin Walls	LB	6-0	240	Fr.	Richmond, IN / Richmond
37	Aaron Harris	RB	5-9	205	Jr.	Whiteland, IN / Whiteland Community		David Welker	WR	5-8	155	Fr.	Middlebury, IN / Northridge
12	Shaton Harris	ATH	5-10	184	R-Fr.	Fort Wayne, IN / South Side	69	Anthony Wilkerson	OL	6-1	335	Jr.	Lima, OH / Lima Central
46	Zac Bo Haydock	RB	6-0	235	Jr.	Fort Wayne, IN / Woodlan	29	Trevon Wilson	DB	5-11	183	So.	Fort Wayne, IN / Northrop
78	Eric Hemmelgam	DL	6-5	281	R-Fr.	Portland, IN / Jay County		Andrew Winters	CB	6-2	165	Fr.	Indianapolis, IN / Warren Central
	Adam Hoffer	LB	6-2	170	Fr.	New Haven, IN / New Haven	75	Alex Woods	OL	6-2	261	So.	Greenwood, IN / Center Grove
60	Connor Holcomb	OL	6-3	263	So.	Kendallville, IN / East Noble		Tirone Young	RB	5-10	193	Fr.	Indianapolis, IN / Warren Central
25	Jerrell Holman	DB	5-9	173	Jr.	Fort Wayne, IN / Northrop		Quinn Zaerr	OL	6-4	245	Fr.	St. Mary's, OH / Memorial
36	Andrew Hunt	ILB	6-1	222	Jr.	Lexington, OH / Lexington							
	Stanford Jackson	DB	5-10	165	R-Fr.	Indianapolis, IN / Bishop Chatard							
10	Bradley Jarzab	QB	5-11	214	Jr.	Springfield, OH / Shawnee							
93	Christian Johnson	DE	6-3	274	So.	Indianapolis, IN / Soecina Memorial							
	Ian Johnson	OL	6-0	289	Fr.	Indianapolis, IN / Cardinal Ritter							
	Donnell Johnson Jr.	WR	6-0	160	Fr.	Indianapolis, IN / Warren Central							
92	Jeffrey Jones	DT	6-0	248	Sr.	Indianapolis, IN / Lawrence North							

Pronunciation Guide

Kamran Beitvashahi | Be-it-vah-she-ho
 Drake DeMuyt | De-Mute
 Nick Ferrer | Fuh-rair
 Na'Shawn Lewis | Nay-Shawn
 Austin Smogor | Smo-ger
 Josh Spitnale | Spit-nail
 Cale Tabler | T-ay-bler
 Shane Vigar | Ve-Gar
 Tirone Young | Tee-Rone
 Quinn Zaerr | Zair

2015 USF Cougars Newcomers Roster

(As of 7-15-15...subject to change)

No.	Full Name	Pos.	Ht.	Wt.	Yr.	Hometown / Previous School
	Tyler Back	DT	6-5	275	Fr.	Portland, IN / Jay County/Grace
	Kylin Bass	DE	6-1	190	Fr.	Indianapolis, IN / Cardinal Ritter
	Travis Bear	WR	5-11	185	Fr.	Nappanee, IN / NorthWood
	Avery Beeks	WR	5-9	190	Fr.	Chesterton, IN / Chesterton
	Kamran Beitvashahi	OL	6-4	285	Fr.	Bloomington, IN / South
	Colyn Blackford	WR	6-0	175	Fr.	Kenton, OH / Kenton
	William Blume	LB	5-10	220	Fr.	Ft. Wayne, IN / Bishop Dwenger
	Rashawn Bond	WR	5-9	150	Fr.	Indianapolis, IN / Ben Davis
	Connor Burgess	OL	5-11	285	Fr.	Ft. Wayne, IN / Carroll
	Brevin Cardwell	OL	6-0	270	Fr.	Avon, IN / Avon
	Wilmer Cole	CB	6-0	170	Fr.	Indianapolis, IN / Warren Central
	Nicholas Cox	OL	6-1	265	Fr.	Lafayette, IN / McCutcheon
	John Daugherty	OL	6-3	240	Fr.	Crown Point, IN / Andean
	P.J. Dean	RB	6-0	190	Fr.	Butler, IN / Eastside
	Donnale Dinkins-Bryant	LB	5-8	155	Fr.	Indianapolis, IN / Lawrence North
	Micah Dorsett	DB	5-11	180	Fr.	Indianapolis, IN / Warren Central
	Eric Dunten	DB	6-0	200	Fr.	Fort Wayne, IN / Carroll
	Dimitri Floyd	WR	5-11	165	Fr.	Lima, OH / Central Catholic
	Jabril George	QB	5-11	165	Fr.	Indianapolis, IN / Washington
	Jackson Grahovac	DT	6-1	240	Fr.	Fort Wayne, IN / Bishop Dwenger
	Brandon Grasha	K/P	5-8	155	Fr.	Hammond, IN / Morton
	Terrance Grayson	WR	5-9	180	Fr.	Merrillville, IN / Merrillville
	Devin Green	LB	6-2	205	Fr.	Bloomington, IN / North
	Piercen Harnish	LB	6-1	220	Fr.	Ossian, IN / Norwell
	Adam Hoffer	LB	6-2	170	Fr.	New Haven, IN / New Haven
	Donnell Johnson	WR	6-0	165	Fr.	Indianapolis, IN / Warren Central
	Ian Johnson	DT	5-10	295	Fr.	Indianapolis, IN / Cardinal Ritter
	Kyle May	TE/WB	6-1	200	Fr.	Indianapolis, IN / Lawrence Central
	Christian Miller	LB	5-11	185	Fr.	Middlebury, IN / Northridge
	Shawn Moore	OL	6-3	300	Fr.	Indianapolis, IN / Pike
	Chase Myers	K	6-5	220	Fr.	Monroeville, IN / Heritage
	Austin O'Connell	OL	6-2	300	Fr.	Huntington, IN / North
	Braxton O'Haver	LB	6-3	220	Fr.	Syracuse, IN / Wawasee
	Chris Parish	CB	5-9	170	Fr.	Indianapolis, IN / Ben Davis
	Robby Peal	LB	6-0	220	Fr.	Anderson, IN / Anderson
	Spencer Reynolds	LB	6-0	192	Fr.	Marion, IN / Marion
	Kamau Richardson	OLB	5-8	200	Fr.	Merrillville, IN / Merrillville
	Cam Ridenour	LB	5-9	190	Fr.	Middlebury, IN / Northridge
	Damon Robinson	LB	5-11	200	Fr.	Indianapolis, IN / Warren Central
	Chris Smith	LB	5-11	225	Fr.	Indianapolis, IN / Pike
	Michael Smith	OL	6-5	265	Fr.	Indianapolis, IN / Pike
	Austin Smogor	OL	6-3	287	Fr.	Greenwood, IN / Center Grove
	Marcus Stepp	LB	6-1	195	Fr.	Ft. Wayne, IN / Bishop Dwenger
	Kaleb Summers	LB	6-0	225	Fr.	Elkhart, IN / Memorial
	Bryce Tolle	DL/TE	6-2	245	Fr.	Brownsburg, IN / Brownsburg
	Vito Tupea	DB	5-10	185	Fr.	Indianapolis, IN / Warren Central
	Christian Vela	LB	5-11	200	Fr.	Indianapolis, IN / Cardinal Ritter
	Shane Vigar	WB	5-11	180	Fr.	Wabash, IN / Northfield
	Colin Walls	LB	6-0	240	Fr.	Richmond, IN / Richmond
	David Welker	WR	5-8	155	Fr.	Middlebury, IN / Northridge
	Andrew Winters	CB	6-2	165	Fr.	Indianapolis, IN / Warren Central
	Tirone Young	RB	5-10	193	Fr.	Indianapolis, IN / Warren Central
	Quinn Zaerr	OL	6-4	245	Fr.	St. Mary's, OH / Memorial

WR - 9 | OL - 9 | LB - 15 | CB - 3 | RB - 3 | TE - 2 | WB - 2 | DB - 1 | QB - 1 | K - 1 | DL - 4 | DE - 1
 Ft. Wayne -- 5 | Allen County -- 6 | Indianapolis -- 18 | Indiana -- 48 | Ohio -- 3

TRANSFERS

Blake Blaker	LB	6-4	245	Fr.	LaOtto, IN / Eastside/Ball State
Phillip Gegner	OL	6-0	260	Fr.	Indianapolis, IN/Warren Central Quincy University
Grant Sherman	QB	6-5	230	Fr.	Kenton, OH / Kenton / Toledo University





COUGAR FOOTBALL 2015

PROFILES

USF Veteran Player Profiles 2015



Tony Allen

DB

5'8 160 So.
Indianapolis, IN / Ben Davis H.S.

2014 (Fr.): Played in 4 games with 5 tackles (2 solo), 1 pass breakup and 1 pass defended. **Prep/Personal:** Grange Insurance South All-Star Team . . . AP All-State

Honorable Mention. Had 41 tackles (26 solo) his senior year with 3 interceptions. Also, was a Return Man for the Giants accumulating over 500 yards in return yards his Senior year.

Coach: Mike Kirschner. **Born:** 4-4-95. **Parents:** N/A. **Major:** Business Administration.



Cody Appenzeller

WB

5'9 175 Jr.
Fort Wayne, IN / Homestead H.S.

2014 (Jr.): Finished No. 3 on USF receiving yds per game (30.2) . . . long reception – 35 yds . . . No. 4 in USF reception yds (332) . . . single-game most yds – 75 on 5 rcpts

vs. Siena Heights 10/4/14 . . . 2 or more receptions in 7 games, high of 7 receptions at St. Ambrose 9/20/14 (48 yds) . . . finished 6th in MSFA kickoff returns with 21.8 yards average per return, 25 for 544 yds with long of 48 yds . . . 544 yds 20th in NAIA, avg. return yards 49th in NAIA . . . 110 KO return yds on 4 attempts vs. Siena Heights 10/4/14 and matched yds at SXU 10/11/14 on 5 returns . . . Offensive Big Play of the Game and Special Teams Player of the Week – Taylor . . . MSFA All-Academic. **2013 (So.):** USF Offensive Big Play of the Game 9/21/13 (St. Ambrose) . . . scored 1st 2 career TDs and the only TDs for USF in loss at No. 1 University of the Cumberlands 11/30/13 in NAIA FCA Quarterfinal game . . . scored on a 50-yard pass play from QB Josh Miller and a 40-yard pass play from QB David Yoder, 90 yards receiving a career high . . . 15.6 yards per catch average tied for No. 2 on team . . . only second multi-TD receiving game of the season for USF. . . 5th multi-reception game of season for Appenzeller . . . previous high yards was 23 twice. **2012 (R-Fr.):** Appeared in 4 games. . . 3 yards rushing, 1 carry vs. Concordia. **2011 (Fr.):** Redshirt. **Prep / Personal:** Journal Gazette All-Area, 2nd Team; All-Northeast Hoosier Conference, 1st Team . . . 3 100+ yd games with high of 218 yards on 14 carries in 55-30 win over Huntington North, scored 5 TDs including 81 yard run, and 195 (v. East Noble) . . . long runs of 81 and 80 yds . . . rushed for 3 TDs and threw TD pass in 51-21 win over Carroll . . . scored 17 TDs including 5 against Huntington North . . . finished No. 11 on The Journal Gazette area rushing list with 1,150 yards on 120 carries for an average of 9.6 yards per carry, 95.8 yards per game, 102 points tied for sixth in area scoring. 2009: rushed for 609 yards and had 29 receptions for 264 yards as a junior . . . 18 TDs, 108 pts in 11 games.KO

Coach: Chad Zolman. **Born:** 8-25-92. **Parents:** Kevin and Sandy. **Major:** Business.

RECEIVING

Year	GP	No.	Yds	Avg	TD	Lg	Avg/G
2012	4	0	0	0	0	0	0
2013	12	13	203	15.6	2	50	16.9
2014	11	30	332	11.1	2	35	30.2
TOTAL	27	43	535	12.4	4	50	19.8

Single-Game Superlatives for Appenzeller

100-Yd Receiving games – 0
Career high single-game receiving yds – 90 at Cumberlands (Ky.) on 2 receptions 11/30/13.
TD receptions, 1 game – 2 TDs at Cumberlands (Ky.) 11/30/13.
Career longest TD reception – 60 yds, 2Q (from Wesley Hunsucker) TD, 9/13/14 vs. William Penn
Career longest reception – 60 yds, 2Q (from Wesley Hunsucker) TD, 9/13/14 vs. William Penn
Most KO Yds, Game – 110, 4 returns, Siena Heights 10/4/14; on 5 returns at St. Xavier 10/11/14
Longest KO returns – 48 yds, Taylor, 11/8/14; 45 yds, Siena Heights, 10/4/14



Jack Baker


OL

6'6 326 Sr.
Lebanon, IN / Lebanon H.S.

2014 (Jr.): Pushed for starting time throughout the season and gained experience playing multiple positions.

2013 (So.): played in 5 games . . . valuable backup . . . provided quality depth to the offensive line. Made a few bids for a starting position and gained valuable experience rotating in towards the end of games.. **2012 (R-Fr.):** Provided quality depth on offensive line as backup right guard. Made a few bids for a starting position and gained valuable experience rotating in toward end of games. **2011 (Fr.):** Redshirt. Prep / Personal: IFCA All-State.

Coach: Kent Wright. **Born:** 6-4-92. **Parents:** James and Diana. **Major:** Business Administration.



Blake Baker

ILB

6'4 245 Fr.
LaOtto, IN / Eastside H.S. / Ball State

Prep/Personal: 2012 All-State QB, All-Conference Jr. Sr., All-Area. Team Captain in Football, Basketball and Baseball. Offensive MVP Senior year.

Coach: Mike Eshbach. **Born:** 3-22-95. **Parents:** Angie and Butch Johnson; Greg Blaker. **Major:** Health & PE.



Sean Boswell

WB

5'9 160 So.
Indianapolis, IN / Ben Davis H.S.

2014 (Fr.): Played in 5 games... 2 receptions for 22 yards. **Prep/Personal:** Senior year had 37 receptions for 546 yds (14.76 avg), 6 TDs.

Coach: Mike Kirschner. **Born:** 6-17-95. **Parents:** N/A. **Major:** Undecided.




Keegan Bruner OL

6'2 273 Jr.
Warsaw, IN / Warsaw H.S.

2014 (So.): Started all 11 games at right tackle . . . became physical blocker in trenches in first season as full time starter run and pass. . . developed into leader. **2013 (R-Fr.):** Appeared in 2 games . . . was in the mix to get

some playing time before a hand injury sidelined most of the season. **2012 (Fr.):** Redshirt. **Prep / Personal:** All-Northern Lakes Conference first team. . . Fabiani Lineman Academy OL MVP . . . WHS team OL/DL MVP.

Coach: Phil Jensen. **Born:** 2-3-94. **Parents:** Chad and Maggie. **Major:** Business Administration.



Jordan Cannon WR

6'0 175 R-Fr.
Indianapolis, IN / Arsenal Technical H.S.

2014 (Fr.): Redshirt. **Prep/Personal:** Helped the Titans to a 5-6 record.

Coach: Emil Ekiyor. **Born:** 4-13-95. **Parents:** N/A. **Major:** Business Administration.



Trevon Carr RB

5'10 185 R-Fr.
Fort Wayne, IN / Leo H.S. / Anderson University

2014 (Fr.): Redshirt. **2012 (Fr.)** at Anderson: Redshirt. **Prep/Personal:** Trevon was All-Conference and All-State in 2011. Helped the Lions to a 13-1 record and back-to-

back Regional Championships.

Coach: Jared Sauder. **Born:** 8-17-94. **Parents:** N/A. **Major:** Sociology.



Nate Carson WR

6'3 185 R-Fr.
Terre Haute, IN / North Vigo H.S.

2014 (Fr.): Redshirt. **Prep/Personal:** Helped the Patriots to a 10-3 record and a Regional Championship. Finished senior season with 27 catches and 350 yds (longest

reception 91 yds) and 3 TDs.

Coach: Chris Barrett. **Born:** 9-17-95. **Parents:** Charlie and Loretta. **Major:** Exercise Science.



Seth Coate WR

6'3 196 Jr.
Fort Wayne, IN / Homestead H.S.

2014 (So.): Had 6 multi-reception games with high of 7 vs. USF (IL) 10/18/14 and also had career high 79 yds receiving topping previous high of 75 yds on 4 receptions vs. William Penn 9/13/14 . . . had at least 1 reception in

10 of 11 games . . . 398 reception yds No. 2 for USF along with ypg (36.2) . . . 60 yd TD reception vs. William Penn 2nd longest of season for USF . . . 4th on the team in scoring with 5 touchdowns . . . Offensive Big Play of the Week—USF (IL) 10/18/14 . . . led USF receiving in 2 games. **2013 (Fr.):** USF co-Offensive Player of the Game, 10/5/13 (Siena Heights) . . . USF Offensive Big Play of the Week 3 times – 9/21/13 (St. Ambrose), 10/5/13 (Siena Heights), 11/16/13 (Marian) . . . appeared in all 12 games . . . season and career high 51 yards receiving and 3 receptions at Siena Hts. 10/5/13 . . . longest reception 24 yards at Grand View 9/28/13 . . . 3 TD receptions tied for No. 2 for 2013 season . . . caught TD that set up what proved to be game-winning extra-point in win over St. Ambrose . . . longest TD reception – 28 yards at Siena Heights 10/5/13 . . . No. 4 in average per reception (12.5), No. 5 in USF receptions (15), No. 6 in reception yards (187). **Prep / Personal:** Team MVP, 2nd team All-NHC (junior and senior year), 2nd team All-Area. Career: 63 receptions, 1,095 yards and 15 TDs. Two-year starter for the basketball team, 2nd team All-NHC as a junior.

Coach: Chad Zolman. **Born:** 6-9-94. **Parents:** Doug and Julie. **Major:** Business Administration.

RECEIVING

Year	GP	No.	Yds	Avg	TD	Lg	Avg/G
2013	12	15	187	12.5	3	28*	17.0
2014	11	28	398	14.2	5	60*	36.2
TOTAL	23	43	585	13.6	8	60	26.2

*TD

Single-Game Superlatives for Coate

100-Yd Receiving games – 0

Career high single-game receiving yds – 79 vs. St. Francis (IL), 7 receptions 10/18/14.

TD receptions, 1 game – 1 in eight games.

Career longest TD reception – 60 yds, 2Q (from Wesley Hunsucker) TD, 9/13/14 vs. William Penn

Career longest reception – 60 yds, 2Q (from Wesley Hunsucker) TD, 9/13/14 vs. William Penn





Malk Coleman *RB*

5'10 210 R-Fr.
South Bend, IN / Riley H.S.

2014 (Fr.): Redshirt. **Prep / Personal:** Helped the Wildcats to a 5-5 record.

Coach: Brian Stultz. **Born:** 4-25-94. **Parents:** N/A. **Major:** Accounting.



Cody Conwell *RB*

5'9 185 R-Fr.
Churubusco, IN / Churubusco H.S.

2014 (Fr.): Redshirt ... USF Offensive Scout POW 11/8/14 (Taylor). **Prep/Personal:** NECC All-Conference, All-Area Honorable Mention ... 1,346 yds rushing ... 6 games 100+ yds – high 223 yds vs. Fremont (24 carries), long

TD 49 yds ... most carries – 30 vs. Angola 9/20/13, 151 yds ... 11 TDs rushing in 2013 ... Churubusco finished 8-3.

Coach: Paul Sade. **Born:** 11-30-95. **Parents:** Scott Conwell and Gretchen McKinley. **Major:** Exercise Science.



Spencer Cowherd *DB*

6'2 190 So.
Fort Wayne, IN / Northrop H.S.

2014 (F-Fr.): co-Special Teams Player of the Week -- @ #12 Robert Morris 10/25/14 ... played in 11 games -- 26 tackles (12 solo); 2.5 TFL, -2 yards; 1 pass breakup; 1 pass defended; 1 QB hurry ... single-game high 5

tackles vs. Marian ... high solo tackles – 3 vs. St. Xavier 10/11/14; Concordia 11/1/14; Marian 11/15/14. **2013 (Fr.):** Redshirt. **Prep / Personal:** First Team All-SAC. Gathered 56 catches for 889 yds and 9 touchdowns during his senior year.

Coach: Tim Martone. **Born:** 5-25-95. **Parents:** Steve and Elizabeth Emerson. **Major:** Business Administration.



Drake DeMuyt *OL*

6'2 309 Jr.
Kendallville, IN / East Noble H.S.

2014 (So.): Moved to offensive line for depth and to push for playing time ... gained valuable experience, adapted quickly to his new position ... took advantage of limited

playing time during transition. **2013 (Fr.):** Played in 8 games as backup nose guard ... 3 assisted tackles ... high of 1 assisted tackle in three different games ... tallied 5 tackles (1 solo); 1.5 TFL, -3 yds and 1 QB hurry. **Prep / Personal:** 1st Team All-NHC and All-Area (2x), IFCA All-State HM and 1st Team All-NHC Wrestling (285).

Coach: Luke Amstutz. **Born:** 8-6-94. **Parents:** Brian Houser and April DeMuyt. **Major:** Undecided.



Dru Durnell *DE*

6'3 238 Jr.
Fort Wayne, IN / Homestead H.S.

2014 (Jr.): Defensive Player of the Week – Missouri Baptist 9/4/14. ... Special Teams Player of the Week – Taylor 11/8/14 ... played in 8 games -- 6 tackles (3 solo); 2.0 TFL, -10 yards; 1 sack, -9 yards; 2 QB hurries; 1

forced fumble; 1 blocked kick ... Durnell broke onto the scene in game 1: 3 tackles, forced fumble, OB hurry and a sack, -9 yds verse the Spartans. 2013 (So.): USF Defensive Scout Team Player of the week 11/16/13 (Marian) ... appeared in 1 game ... provided quality depth for defensive line. **2012 (Fr.):** Redshirt. **Prep / Personal:** 2:010 IFCA North All-Star Team ... All-NHC First Team ... Northeast Indiana GameNight Fantastic 50 Team ... Journal Gazette All-Northeast Indiana First Team ... 2010—35 tackles, 6 sacks, 3 forced fumbles.

Coach: Chad Zolman. **Born:** 7-18-93. **Parents:** Mike and Kelly. **Major:** Business Administration.

Tackles	Year	GP	Solo	Ast	Total	TFL/Yds	Sacks/Yds
	2014	8	3	3	6	2.0/10	1.0 / 9.0



Emmanuel Evans *WR*

5'10 157 Fr.
Indianapolis, IN / Broad Ripple H.S.

2014 (Fr.): Redshirt. **Prep/Personal:** Helped the Rockets to a 5-5 record. He average 95.5 all-purpose yds per game as a receiver. Evans had 44 receptions for 689 yds and 8 TDs during senior season. As a defensive back, he

recorded 22 tackles (16 solo), 5 interceptions returned for 143 yds, 1 forced fumble and 2 fumble recoveries.

Coach: Ken McMichel. **Born:** 5-31-95. **Parents:** N/A. **Major:** Business Administration.





Nick Ferrer QB

6'4 196 Fr.
Westfield, IN / Westfield H.S.

2014 (Fr.): Co-Offensive Player of the Week – Missouri Baptist 9/4/14; @ NAIA #25 St. Ambrose 9/20/14 . . . became first true freshman to start at QB for USF since Jeremy Hibbeln 9/26/98 at Olivet Nazarene in 24-28 loss

in 27-13 win at NAIA #25 St. Ambrose 9/20/14 . . . completed a USF first-start record 28 passes, threw for 300 yards connecting on 28-of-51 pass attempts without an interception at SAU . . . played in 9 games – 77-of-152 passing for 818 yards and 6 touchdowns. **Prep/Personal:** Grange Insurance South All-Star Team . . . Class 5A IFCA All-State, Class 5A AP All-State Honorable Mention, All-County, 2x Team Captain, Led the Shamrocks to a State Runner-up Finish in 2013. Jr. Stats: 165/291 for 2,195 yards passing, 17 TD's Sr. Stats: 201/310 for 2,744 yards, 28 TD's. Head Coach Jake Gilbert said "Nick is a true pocket passer, adequate runner with excellent decision making skills during games. He was able to check and call our entire offense from the line of Scrimmage"

Coach: Jake Gilbert. **Born:** 3-18-96. **Parents:** Dave and Kim. **Major:** Business Administration.

Passing 2014

GP	Effic.	Cmp-Att-INT	Pct.	Yds.	TD	Lng	Avg./G
9	101.0	77-152-6	.507	818	6	67	90.9
Totals							
9	101.0	77-152-6	.507	818	6	67	90.9

Rushing 2014

GP	Att	Gain	Loss	Net	Avg	TD	Long	Avg./G
9	16	10	84	-74	-4.6	0	6	-8.2
Total								
9	16	10	84	-74	-4.6	0	6	-8.2

Single-Game Superlatives for Ferrer

High Game Passing Yards – 300 at St. Ambrose 9/20/14
High Pass Attempts – 51 at St. Ambrose 9/20/14
High Completions – 28 at St. Ambrose 9/20/14
High TDs – 3 at St. Ambrose 9/20/14; 11-17-11 yds
Longest TD pass – 67 yds, vs. Missouri Baptist (to Cam Smith)
Best Passing Completion Game -- .625 (5-for-8) vs. Taylor 11/8/14
Most Yards in a Half – 206, 1st half at St. Ambrose 9/20/14 (14-for-26 passing)
Total Offense (Passing and Rushing Yds) High Game – 297 yds (-3R/300P) at St. Ambrose 9/20/14
Longest Run from Scrimmage – 6 yds vs. St. Ambrose 9/20/14




Jaylen Gamble OL

6'3 292 R-Fr.
Indianapolis, IN / North Central H.S.

2014 (R-Fr.): Developed feet and technique after coming back from a knee injury. Outstanding performance on the scout team assisted the preparation of the defense during weekly opponent preparation. **2013 (Fr.):** DNP, red-shirt. **Prep / Personal:** Varsity and Junior Varsity offensive lineman of the year.

Coach: Keith Shelton. **Born:** 3-17-95. **Parents:** James and Tina. **Major:** Criminal Justice.



Jason Gardner DT

6'4 308 Sr.
Ada, MI / Forest Hills Eastern H.S. / University of Utah

2014 (Jr.): Started all 11 games... 26 tackles (15 solo); 1.5 TFL, -6 yds.; 1 pass breakup; 1 pass defended and 1 QB hurry . . . high solo tackles game – 6 at Robert Morris 10/25/14 . . . high total tackles – 8 vs William Penn 9/13/14. **2013 (So.):** USF Defensive Scout Team Player of the Week 11/23/13 (Faulkner) . . . appeared in 3 games . . . hampered by injuries. **2012 (R-Fr.):** Moved to defensive tackle during the spring . . . added quality depth on offensive line in 2012. 2011 (R-Fr.) at University of Utah: DNP. **2010 (Fr.)** at University of Utah: Walked on the University of Utah football team. **Prep / Personal:** Won varsity letters in football (3), wrestling (4) and track and field (4) at Forest Hills Eastern HS (Mich.).

Coach: Tim Gibson. **Born:** 8-7-91. **Parents:** Scott and Jennifer. **Major:** Biology.



Charles Gaston RB/DB

5'9 180 R-Fr.
Fort Wayne, IN / Bishop Luers H.S.

2014 (R-Fr.): Career best 4 KO returns for 83 yds with high 25 yds at No. 9 Marian . . . co-Special Teams Player of the Week -- @ #12 Robert Morris 10/25/14 . . . appeared in 5 games . . . 3 receptions, 15 yards.

2013 (Fr.): Redshirt . . . USF co-Offensive Scout Player of the Week 10/19/13 (USF, IL), 11/16/13 (Marian). **Prep / Personal:** Helped lead the Knights to a 11-4 record and a Class 2A state championship.

Coach: Steven Keefer. **Born:** 11-4-94. **Parents:** Michael and Bonita. **Major:** Liberal Studies.



Brian Gegner OL

6'2 255 So.
Indianapolis, IN / Warren Central H.S.

2014 (So.): Hammer of the Week -- #18 USF (IL) 10/18/14; @ Concordia 11/1/14 . . . Played multiple positions across the line starting or rotating in all 11 games.

2013 (R-Fr.): USF Offensive Lineman of the Week 11/2/13 . . . played in all 12 games, started 2 at left guard . . . made steady improvement becoming very reliable offensive lineman. 2012 (Fr.): Redshirt. **Prep / Personal:** Helped the nationally ranked Warriors to an 11-1 record.

Coach: John Hart. **Born:** 12-2-93. **Parents:** Mike and Terry. **Major:** Mathematics.



Phillip Gegner OL

6'0 260 R-Fr
Indianapolis, IN / Warren Central H.S / Quincy

2014 (Fr.): Redshirt at Quincy. **Prep/Personal:** AP 6A All-State, All-Metropolitan Interscholastic Conference, All-Marion County, 2013 Iron Warrior Award (585 lbs. Squat, 440 lbs. Bench Press).

Coach: John Hart. **Born:** 3-3-96. **Parents:** Mike and Terry. **Major:** Health & Exercise Science.



Zach Gegner TE

6'3 225 So.
Indianapolis, IN / Warren Central H.S.

2014 (Fr.): Appeared in 9 games... 2 receptions, 12 yards, 2 TDs . . . TD receptions came in back-to-back weeks at Robert Morris (8 yard) and at Concordia (4 yard). **Prep / Personal:** Grange Insurance South All-Star Team . . . Won

the 6A State Championship with the Warriors. Scored the only TD in the title game...Caught 38 passes for 610 yards with 4 TD's. Named the Mr. Football at the TE position in Indiana, 1st Team 6A AP All-State, Top 50 IFCA All-State, 1st Team All-Metro Team, 1st team All-MIC, Region 7 All-Star. His Brother Brian started at Left Guard for the Cougars in 2013.

Coach: Jayson West. **Born:** 11-16-95. **Parents:** Mike and Terry. **Major:** Accounting.



Andreas Gomez-Esplino WB

6'0 175 Fr.
New Haven, IN / Snider H.S.

2014 (Fr.): Redshirt . . . Offensive Scout Team Player of the Week – USF (IL) 10/18/14. **Prep/Personal:** Member of the 2012 State Runner-up Snider Panthers . . . led Snider to a Sectional Championship in 2013.

Coach: Kurt Tippmann. **Born:** 11-15-95. **Parents:** Carlos and Maria. **Major:** Exercise Science/Physical Therapy.



Justin Green RB

5'10 200 Fr.
Griffith, IN / Griffith H.S.

2014 (Fr.): Redshirt . . . Offensive Scout Player of the Week – Missouri 9/4/14. **Prep/Personal:** NCC All-Conference, NWI Times All-Area Honorable Mention, Team's

Outstanding Running Back POY. Team's Outstanding Special Teams POY Sr. Stats: 123 carries for 1,032 yards for 13 touchdowns, 8 Rec. for 129 yds, Returned 12 kickoffs for 377 yards with a 99 yd. TD return.

Coach: Jim Pickett. **Born:** 10-19-95. **Parents:** Eric and Rina Green. **Major:** Business Administration.



Gus Hancock OL

6'1 273 Sr.
Spencer, IN / Owen Valley H.S.

2014 (Jr.): MSFA All-Academic . . . improved significantly throughout the season at left guard . . . outstanding run blocker that improved his pass protection technique allowing for his best season to date. **2013 (So.):** Started first 6 games of season at left guard . . . very physical run blocker. **2012 (R-Fr.):** Provided depth to the offensive line as a backup at right guard . . . Gained valuable experience playing with the second unit toward the end of games. **2011 (Fr.):** Redshirt. **Prep / Personal:** Played in WWFCA All-Star Game. ESPN Top 50 in Indiana, IFCA All-State, Bloomington Herald Times (All-Area) Defensive Player of the Year.

Coach: Duane Potts. **Born:** 3-3-93. **Parents:** Diana and Charles. **Major:** Business Administration.



Aaron Harris RB

5'9 203 Jr.
Whiteland, IN / Whiteland Community H.S.

2014 (So.): No. 2 rusher for USF averaging 15.7 ypg, 4.7 ypc . . . played in 11 games . . . best rushing game – 54 yds on 7 carries vs. Missouri Baptist 9/4/14 . . . most rushes – 8 vs. Taylor 11/8/14 (45 yds rushing) . . . scored lone TD vs. Missouri Baptist . . . 5 games double figure yardage rushing . . . long run – 20 yds vs. Taylor 11/8/14 . . . returned 12 kickoffs for 293 yards (24.4 avg.) with a long of 42 yards. He also finished with 5 tackles (2 solo) playing special teams . . . Offensive POW – Missouri Baptist 9/4/14 . . . Offensive co-Big Play of the Game Taylor 11/8/14. **2013 (Fr.):** USF Offensive Big Play of the Week 11/2/13 (Concordia) . . . played in 10 games, started 1 . . . high game rushing – 77 yards, 16 carries vs. Concordia . . . averaged 3.6 yards per carry. **Prep / Personal:** 2012 1st Team All-State, 2012 All-Conference (Mid-State), 2012 All-County (Johnson), 2011 All Conference (Mid-State), 2011 All-County (Johnson). Rushed for 1,541 yards on 200 att. and 22 TDs during his senior season.

Coach: Darrin Fisher. **Born:** 2-8-95. **Parents:** Curt and Judy. **Major:** Exercise Science.

Rushing 2013, 2014

GP	Att	Gain	Loss	Net	Avg	TD	Long	Avg./G	
10	42	154	4	150	3.6	3	28	15.0	
11	37	184	11	173	4.7	1	20	15.7	
Total	21	79	338	15	323	4.1	4	28	15.4

Receiving 2013, 2014

GP	Rec	Yds	Avg	TD	Long	Avg./G	
10	5	53	10.6	0	28	5.3	
11	0	0	0	0	0	0	
Total	21	5	53	10.6	0	28	2.5



Shaton Harris CB

5'11 175 R-Fr.
Fort Wayne, IN / South Side H.S.

2014 (Fr.): Redshirt. **Prep/Personal:** Two Time All State Track Athlete in the 100 and 200 meter dash. 2014 All-Area.

Coach: Eddie Fields. **Born:** 11-21-95. **Parents:** N/A. **Major:** Business Administration.



Zac Haydock *RB*

6'1 235 Jr.
Fort Wayne, IN / Woodlan H.S.

2014 (So.): Appeared in 1 game... 18 rushing yards on 2 carries. **2013 (R-Fr.):** Played special teams at the beginning of the season and recorded a tackle in the 38-37 win vs. St. Ambrose . . . battled illness throughout the season that limited his participation. **2012 (Fr.):** Redshirt . . . 4-0 GPA freshman year. **Prep / Personal:** Named to 2011 Indianapolis Colts Academic All-State Offensive Team, running back . . . in the top 10 in senior class at WHS, was No. 1 at the end of junior year at Harding High School . . . All-State 2A running back (honorable mention) . . . All-ACAC second team (2011) at RB . . . Rushed for 100 or more yards in at least three games for WHS. . . started 28 games at QB in three seasons at Harding H.S . . . accounted for a total of 44 touchdowns (34 passing, 10 rushing) 3,615 yds passing and 1,154 rushing yds... father Sherwood Haydock, head football coach at Harding and Woodlan.

Coach: Sherwood Haydock. **Born:** 7-25-93. **Parents:** Sherwood and Cindy. **Major:** Mathematics.



Eric Hemmelgam *DL*

6'5 268 R-Fr.
Portland, IN / Jay County H.S.

2014 (Fr.): Redshirt . . . Defensive Scout Player of the Week -- @ St. Ambrose 9/20/14; Taylor 11/8/14.

Prep/Personal: Grange Insurance North All-Star Team . . .

IFCA All-State nose tackle. Also played TE at Jay County. His Junior year he placed 3rd at the Individual State Wrestling Tournament.

Coach: Tim Millsbaugh. **Born:** 1-18-96 **Parents:** David and Jill. **Major:** Elementary Education.



Connor Holcomb *OL*

6'3 255 Fr.
Kendallville, IN / East Noble H.S

2014 (Fr.): One of three freshman offensive linemen to appear in his first collegiate game against Missouri Baptist . . . played multiple positions across offensive line in his freshman campaign . . . intelligence, coachability allowed him to contribute in his first season. **Prep/Personal:** Grange Insurance North All-Star Team . . . 1st Team All-Northeast Hoosier Conference, 1st Team Northeast Indiana All-Area Team, Class 4A IFCA 1st Team All-State, Voted Team Offensive MVP. Also played Basketball and Track at East Noble.

Coach: Luke Amstutz. **Born:** 8-25-95. **Parents:** Tim and Carol. **Major:** Pre-Med.



Jerrell Holman *FS*

5-9 173 Jr.
Fort Wayne, IN / Northrop H.S.

2014 (Jr.): Medical Redshirt. **2013 (So.):** USF Defensive Big Hit of the Game 2 times -- 10/19/13 (USF, IL), 11/16/13 (Marian) . . . started 2 games, played in 11, 1st start was at Taylor . . . 1st interception vs. Taylor . . . 24 solo tackles, 39 total . . . single-game high 5 solo tackles at Taylor 11/9/13. . . high 6 total tackles (3 solo) vs. Robert Morris 10/26/13 . . . No. 9 on team in total tackles with 39. **2012 (Fr.):** Appeared in two games . . . 2 tackles (1 solo). **Prep / Personal:** Two-way player for Bruins WR/DB . . . 31 tackles, 6 INTs, 2 FF, 2 FR... 33 receptions, 551 yds and 1 TD averaging 16.7 yards-per-catch with a long of 71 yds vs. South Side... returned 10 punts for 129 yds averaging 12.9 yds per return with a long of 48 yds vs. North Side... returned 8 kickoffs for 78 yds for an average of 9.7 yards-per-return with a long of 20 yds against Bishop Luers.

Coach: Tim Martone. **Born:** 11-30-93. **Parents:** Jerry Barnes and Shannon. **Major:** Business Administration.

Tackles - Pass Defense - Fumbles

Year	GP	Solo	Ast	Total	TFL/Yds	Int./Yds.
2012	4	1	1	2	0.0/0	0-0
2013	11	24	15	39	3.0/11	1-4
Totals:	15	25	16	41	3.0/11	1-4
Year	PBU	PD	FF	F-Yds		
2012	1	0	0	0-0		
2013	2	3	0	1-0		
2014	DNP					
Totals	3	3	0	1-0		



Andrew Hunt *LB*

6'1 211 Jr.
Lexington, OH / Lexington H.S.

2014 (So.): Appeared in 4 games... 4 tackles (1 solo); 1 pass broken up; 1 pass defended. **2013 (Fr.):** Appeared in 7 games before knee injury ended season in loss to Robert Morris. . . 6 solo tackles, 9 total. **Prep / Personal:** Team Captain, 1st team All-Conference (2x), Honorable Mention NW District (2x).

Coach: Dan Studer. **Born:** 7-31-94. **Parents:** Todd and Wendy. **Major:** Sports Management.



Stanford Jackson *DB*

5'11 165 R-Fr
Indianapolis, IN / Bishop Chatard H.S.

2014 (Fr.): Redshirt ... USF Defensive Scout POW 9/4/14 (Mo. Baptist) . . . **Prep/Personal:** Class 4A 1st Team IFCA All-State, AP All-State Honorable Mention, 1st Team All-City.

Coach: Vince Lorenzano. **Born:** 8-9-95. **Parents:** N/A. **Major:** Business Administration.





Bradley Jarzab *QB*

5'11 209 So.
Springfield, OH / Shawnee H.S.

2014 (So.): Dual-threat QB appeared in 10 games . . . threw 3 TD passes, rushed for 4 TDs. . . high rushing – 42 yds vs. Missouri Baptist 9/4/14 on 4 attempts . . . averaged 18.0 yds rushing per game . . . high rushing attempts – 5 vs. St. Xavier 10/11/14 . . . best game passing 3-6-0 for 21 yds vs. Missouri Baptist 9/4/14 . . . season: 41 passing yards (7-16-0), 18 rushing yards (23 attempts) . . . season-high 2 rushing TDs at St. Xavier . . . 8 yd TD run at #16 SXU gave USF 20-13 lead in 2nd quarter . . . long run – 34 yds vs. M. Baptist 9/4/14. **2013 (R-Fr.):** DNP . . . 2-time USF Offensive Scout Player of the Week 9/14/13 (William Penn), 11/23/13 (Faulkner). **2012 (Fr.):** Redshirt. **Prep / Personal:** News-Sun All-Area, Southwest District, Conference and D-III All-Ohio Football Offensive Player of the Year. . . 1st team All-State, 1st team All-Southwest District, 1st team All-Conference. . . completed 95-of-181 passes for 1,657 yds and 16 TDs and rushed for 1,773 yds and 20 TDs. . . quarterback on the Braves' (14-1) first-ever state runner-up squad in 2011. Muscle Milk offensive player of the year for D-III.

Coach: Rick Meeks. **Born:** 3-2-94. **Parents:** Shawn and Donna. **Major:** Sociology.

Passing 2014

GP	Effic.	Cmp-Att-IN	Pct.	Yds.	TD	Lng	Avg./G
10	127.2	7-16-0	.438	41	3	11	4.1
Totals							
10	127.2	7-16-0	.438	41	3	11	4.1

Rushing 2014

GP	Att	Gain	Loss	Net	Avg	TD	Lng	Avg./G
10	23	69	51	18	0.8	4	34	1.8
Total								
10	23	69	51	18	0.8	4	34	1.8

Single-Game Superlatives for Jarzab

High Game Passing Yards – 21 vs. Missouri Baptist 9/4/14
High Pass Attempts – 6 vs. Missouri Baptist 9/4/14
High Completions – 3 vs. Missouri Baptist 9/4/14
High TDs Passing – 1 vs. Robert Morris 10/25/14; Concordia 11/1/14; Taylor 11/8/14
Longest TD pass – 4 yds at Concordia 11/1/14 for 6-0 USF lead
Best Game Passing Pct. -- .500 (3-for-6) vs. Missouri Baptist 9/4/14
Total Offense (Passing and Rushing Yds) High Game – 63 yds (42R/21P) vs. Missouri Baptist 9/4/14
High Game Rushing Yds – 20 (5 att.) at #16 St. Xavier 10/11/14
High TDs Rushing – 2 (3y-8y) at #16 St. Xavier 10/11/14
Longest run from scrimmage – 34 yds vs. Missouri Baptist 9/4/14



Christian Johnson *DE*

6'2 238 R-Fr.
Indianapolis, IN / Scecina Memorial H.S.

2014 (R-Fr.): Appeared in 3 games. . . 4 tackles (1 solo).
2013 (Fr.): Redshirt, DNP. **Prep / Personal:** AP All-State and All-City.

Coach: Ott Hurre. **Born:** 4-2-95. **Parents:** Damon and Karla. **Major:** Information Technology.




Jeffrey Jones *DT*

6'0 248 Sr.
Indianapolis, IN / Lawrence North H.S.

2014 (Jr.): Played in all 11 games. . . 23 tackles (4 solo); 1.5 TFL, -12 yds.; 2 sacks, -12 yds . . . 1 sack for 9 yds at Concordia 11/1/14. **2013 (R-Fr.):** Played in 1 game (SXU) . . . 1 tackle, 0.5 TFL. **2012:** DNP. **2011 (Fr.):** Red-shirt. **Prep / Personal:** Helped the Wildcats to a 2-9 record and a 21-13 win over Franklin Central in the first round of sectionals.

Coach: Tom Dille. **Born:** 9-25-92. **Parents:** Jeff and Lottie. **Major:** Biology.



Dimitri Kaplanis *DT*

6'0 257 Jr.
North Webster, IN / Wawasee H.S.

2014 (So.): Appeared in 3 games. . . 3 tackles (0 solo), all vs Mo. Baptist. **2013 (R-Fr.):** USF Defensive Scout Player of the Week 9/14/13 (William Penn) . . . appeared in 1 game (Concordia), had 1 solo tackle. **2012 (Fr.):** Redshirt.
Prep / Personal: Helped the Warriors to a 7-3 record.

Coach: Tom Wogomon. **Born:** 1-13-94. **Parent:** Kostas. **Major:** Business Administration.





Jared Knous **WB**

5'9 155 Fr
St. Marys, Ohio / Memorial H.S.

2014 (Fr.): Appeared in 3 games . . . 1 reception for 9 yds. at Concordia . . . rushed 6 times for 33 yds. **Prep/Personal:** 1st Team All-WBL, 1st team All-District, Honorable Mention All-Ohio, Honorable Mention All-WBL as a Junior.

Coach: Greg Phillips. **Born:** 5-10-96. **Parents:** Mark and Wendy. **Major:** Education/Mathematics.



Na'Shawn Lewis **CB**

6'0 189 So.
Avon, IN / Ben Davis H.S.

2014 (So.): Hammer of the Week – @ Robert Morris 10/25/14; Taylor 11/8/14 . . . started all 11 games . . . career high 8 tackles vs. William Penn . . . 3rd on the team with 6.5 TFL (-23 yds) . . . led USF with 8 pass

breakups. **2013 (R-Fr.):** Started 6 games, played in 11 games . . . took over as starter after season-ending injury to Tracy Hathaway . . . career high 4 tackles vs. St. Xavier and Faulkner . . . had a forced fumble vs. Faulkner.

2012 (Fr.): Redshirt. Prep / Personal: Helped the Giants to a 10-3 record and a sectional championship in the 64-41 win over Avon. Ben Davis then went on to loss to Carmel 11-9 in regionals.

Coach: Mike Kirschner. **Born:** 8-18-93. **Parent:** Tishaunda Lewis. **Major:** Undecided.



Zeke Lockwood **OL**

6'4 295 R-Fr.
Gas City, IN / Mississinewa H.S.

2014 (Fr.): Redshirt. Developed significantly in his first year as a Cougar. Prep/ Personal: Was a 2-way player for the Indians. Participated in Golf during the spring. Regional Qualifier in 2012 and ALL CIC Team in 2012 and 2013.

Coach: Curt Funk. **Born:** 5-8-95. **Parents:** Mark and Stephanie. **Major:** Business Administration.



Michael Loggan **QB**

6'4 195 R-Fr.
Indianapolis, IN / North Central H.S.

2014 (Fr.): Redshirt. Prep/ Personal: Completed 175 of 302 passes for 1,903 yds and 10 TDs. He also had 83 carries for 433 yds and 2 TDs.

Coach: Kevin Kreinhagen. **Born:** 6-27-95. **Parents:** Paul and Kathy. **Major:** Secondary Education.



DJ Manning **RB**

6'0 186 Jr.
St. Marys, OH / Memorial H.S.

2014 (So.): Appeared in 3 games . . . rushed 9 times for 24 yds (2.4 avg.) . . . had a career high 6 carries for 18 yds. vs. Mo. Baptist . . . starting centerfielder and leadoff hitter for USF baseball team . . . All-Crossroads League

Honorable Mention in 2015 and tied for CL lead in hits with 51. 2013 (R-Fr.): Played in 1 game and had 1 carry for 2 yards. **2012 (Fr.):** Redshirt . . . started much of baseball season in left field for USF. **Prep / Personal:** (Playing for the Roughriders) 2011 Iron Man Award, Single Game Rushing Record 366 yds, Most 200+ Games in Single Season-6, Most 200+ Games in Career-6, Most 300+ Games in Single Season-2, Single Season Rushing Record 2070 yds (Unofficial League Record), OHSAA Ranking 10th in scoring-172 points, OHSAA Ranking 6th in Rushing- 2070 yds, Lima Area Dream Team for Football and Baseball, 1st Team Western Buckeye League-Football and Baseball-WBL leader in rushing, all-purpose yards (207 yards/game), and scoring (172 points), 1st Team Northwest Ohio District, Football and Baseball, 2nd Team All Ohio Associated Press Football Team. Varsity Basketball-2011 Team Defensive Player of the Year. Varsity Baseball-Centerfield-First Team WBL, First Team Northwest District

Coach: Greg Phillips. **Born:** 4-17-93. **Parents:** Dan and Brenda. **Major:** Business Administration.



Malachi Manlon **OLB**

6'2 215 R-Fr.
Dearborn Heights, MI / Robichaud H.S.

2014 (Fr.): Redshirt. Prep/Personal: 2nd Team All-Metro West Team, ALL-WWAC, 1st Team All-League.

Coach: Al Demps. **Born:** 7-23-96. **Parents:** Marlon. **Major:** Computer Art/Animation.



Roberto Martinez **DL**

5'11 208 Sr.
Mishawaka, IN / Mishawaka H.S./Concordia University (MI)

2014 (So.): Defensive Scout Team Player of the Week – USF (IL) 10/18/14 . . . Provided quality depth to the defensive line. **2013 (Jr.):** Redshirt. **2012 (So.)** at Concordia: Recorded 13 tackles (7 solo); 2 TFL, -5 yds and had a fumble recovery for the Cardinals. **2011 (Fr.)** at Concordia: Recorded 2.5 tackles (1 solo) in five games. **Prep / Personal:** 2nd Team All-Conference. South Bend Tribune Dream Team. Helped the Cavemen to a 12-1 record and a sectional championship.

Coach: Bart Curtis. **Born:** 12-10-92. **Parents:** Roberto and Antoinette. **Major:** Music Technology.



Jordan May **DE**

6'3 240 Fr.
Fishers, IN / Hamilton Southeastern H.S.

2014 (Fr.): Redshirt . . . Defensive Scout Team Player of the Week -- @ Concordia 11/1/14. **Prep/Personal:** Grange Insurance South All-Star Team . . . Played 3 years of varsity football for the Royals . . . 2013 6A 1st Team IFCA All-State, Sr. Stats: 62 tackles (47 Solo).

Coach: Scott May. **Born:** 3-11-96. **Parents:** Scott and Kathy. **Major:** Business Administration.



Anthony Mayers **RB**

5'8 190 R-Fr
Hammond, IN / Bishop Noll H.S.

2014 (Fr.): Redshirt. Prep/Personal: Helped the Warriors to a 5-5 season.

Coach: Mike Juscik. **Born:** 8-2-96. **Parents:** Linnita Carter.

Major: Health & Exercise Science.



Jaylen McIntyre **DB**

6'0 200 Fr
Indianapolis, IN / North Central H.S.

2014 (Fr.): Defensive Big Play of the Week 9/4/14 (Mo. Baptist) . . . appeared in 4 games . . . recording 5 tackles (0 solo); 1 fumble recovery (vs. Mo. Baptist). **Prep/Personal:** The Panthers went 3-8 his Senior year. Had 63 tackles (55 solo) in 11 games with 2 interceptions.

Coach: Keith Shelton **Born:** 11-5-95. **Parents:** N/A. **Major:** Business Administration.



Marlon McDowell **OLB**

6'0 205 So.
Indianapolis, IN/Ben Davis H.S./St. Joseph's College

2014 (R-Fr.): DNP. **2013 (R-Fr.):** DNP. **2012 (Fr. at St. Joseph):** Redshirt. **Prep/Personal:** Played in the 2012 Grange Insurance Indiana North-South All-Star Football Classic...

Helped the Giants to a 10-3 record and a sectional championship.

Coach: Mike Kirschner. **Born:** 11-8-92. **Parents:** Marlon McDowell Sr., Tiffany Jackson and Terence Redmond. **Major:** Sociology.



Zach Minardo **OL**

6'4 298 Jr.
Camby, IN / Mooresville H.S.

2014 (So.): Played multiple positions for the Cougars in a starting or rotational role . . . slowed by injuries at time he managed to continue to contribute and develop in his sophomore campaign. **2013 (Fr.):** Started last 5 games of season, played in 7 games . . . started season as a backup guard . . . secured the starting right guard position for the Concordia game and rest of the season. **Prep / Personal:** Mid State All Conference, Mid State All-Academic Team, Mid State Offensive Lineman of the Year, Reporter Times All-Area Team and Indianapolis Star All-Area Team.

Coach: Chad Dockery. **Born:** 12-23-94. **Parents:** David and Tammy. **Major:** Secondary Education.



Montay McDowell **WR**

6'2 192 Jr.
Indianapolis, IN / Ben Davis H.S.

2014 (So.): Appeared in 6 games . . . recorded his only catch at St. Xavier for 14 yds. Also suffered a season-ending injury in the game at SXU. **2013 (R-Fr.):** USF co-

Offensive Player of the Game 10/5/13 . . . played in 7 games . . . 7 catches for 39 yds. Had a career high 3 receptions for 18 yds in the 28-17 win at Siena Heights. **2012 (Fr.):** Redshirt. **Prep / Personal:** Recorded 17 receptions for 322 yds while averaging 18.9 yards-per-catch. Helped the Giants to a 10-3 record and a sectional championship in the 64-41 win over Avon. Ben Davis then went on to loss to Carmel 11-9 in regionals.

Coach: Mike Kirschner. **Born:** 12-24-93. **Parents:** Marlon McDowell Sr., Tiffany Jackson and Terence Redmond. **Major:** Physical Therapist Assistant.



Matt Nuncy **LB**

6'0 241 So.
Lafayette, IN / McCutcheon H.S.

2014 (R-Fr.): Appeared in 5 games . . . recording 8 tackles (4 solo); 1 pass break up; 1 pass defended . . . high game 2 total tackles 3 times. **2013 (Fr.):** Redshirt. **Prep / Personal:** All-State, All-Area and All-HCC... Won the David

Ellison Award.

Coach: Ken Frauhiger. **Born:** 7-25-94. **Parents:** Scott and Lisa. **Major:** Mathematics.

RECEIVING

Year	GP	No.	Yds	Avg	TD	Lg	Avg/G
2013	7	7	39	5.6	0	11	5.6
2014	6	1	14	14.0	0	14	2.3
TOTAL	13	8	53	6.6	0	14	4.1





Jason Nicodemus RB

5'9 200 So.
Churubusco, IN / Churubusco H.S.

2014 (So.): Rushed 24 times for 67 yds . . . high vs. Missouri Baptist rushing for 21 yds., 6 carries . . . long run 12 yds at #16 St. Xavier. **2013 (Fr.):** USF co-Offensive Player of the Game 10/19/13 (USF, IL) . . . USF Offensive

Big Play of the Week 11/16/13 (Marian) . . . started last 4 games of season and 5 of last 6 missing TU game with an injury . . . played in 9 games . . . 1st true freshman with 2 100-plus yard games in same season since Mike Ledo (2002) and just the 3rd true freshman with 2 100-yd games . . . took over the starting running back role after Garrett Harvey went down with an ACL injury in the USF-IL game, finished that game with a career high 24 carries for 128 yds and 1 TD. Prep / Personal: All-State (2011 and 2012), All-Northeast Indiana, All-NECC (2011 and 2012).

Coach: Lee Etzler. **Born:** 6-11-95. **Parents:** John and Kristan. **Major:** Accounting.

Rushing

2013	GP	Att	Gain	Loss	Net	Avg	TD	Long	Avg./G
9	115	512	15	497	4.3	3	58	55.2	
2014	11	24	71	4	67	2.8	0	12	6.1
Total	20	139	583	19	564	4.1	3	58	28.2

Receiving

2013	GP	Rec	Yds	Avg	TD	Long	Avg./G
9	1	10	10.0	0	10	1.0	
2014	11	3	7	2.3	1	5	0.3
Total	20	4	17	4.3	1	10	0.2



Ryan Nix K/P

6'1 200 So.
Valparaiso, IN / Valparaiso H.S.

2014 (So.): Special Teams Player of the Week – Missouri Baptist 9/4/14 . . . led USF in scoring with 62 points (9-13 FGs, 35-41 PATs), No. 4 in MSFA kick-scoring, No.

8 in PAT pct. Made (.854) . . . No. 17 in NAIA FGs made, No. 19 in scoring (kicking) with 62 points, No. 20 in FG pct., No. 22 in scoring per game . . . No. 34 in FG pct. .692 . . . connected on 3-of-4 FGs with a long of 30 vs. #8 Grand View 9/27/14 tying USF record for single-game FGs made, 3rd different player with 3 FGs in a game, 4th time it has been accomplished . . . Recorded 26 touchbacks on 62 kickoffs for 2,026 yds. Opponents averaged 15.9 yds. per return. 2013 (R-Fr.): Appeared in 3 games . . . 4 kickoffs totaling 228 yds and 1 touchback for a team-best average of 57.0 yds per kick . . . backup for NAIA All-America kicker Kollin Carman. **2012 (Fr.):** Redshirt. **Prep / Personal:** IFCA 1st Team Academic All-State, All conference punter, All area punter, Team specialist MVP, Team most valuable receiver. 40.8 punt avg... 580 receiving yards- 1st in conference.

Coach: Mark Hoffman. **Born:** 7-6-93. **Parents:** Tim and Jody. **Major:** Graphic Design and Marketing.

FGs

Year	Made-Att	Pct.	1-19	20-29	30-39	40-49	50-99
2014	9-13	.692	0-0	6-7	2-4	1-1	0-1
Long	Blkd						
40	2						

PATs

Year	Made-Att	Pct.
2014	35-41	.854

KICKOFFS

Year	No.	Yards	Avg	TB	OB	Retn
2013	4	228	57.0	1	0	15.9
2014	62	3,725	60.1	26	2	15.9
Net	YdLn					
40.9	24					
Totals	66	3,953	59.9	27	2	15.9
40.9	24					



Matt Noll WR

6'3 203 Sr.
Fort Wayne, IN / Carroll H.S.

2014 (Jr.): Offensive Big Play of the Week -- @ St. Ambrose 9/20/14; @ Robert Morris 10/25/14; @ Concordia 11/1/14 . . . caught 16 passes for 251 yds (15.7 avg), 3 TDs, long of 40, longest TD reception – 36 yds from

Wesley Hunsucker at Concordia . . . caught 2 passes for 57 yds including a 17-yard TD and a long of 40 at #25 SAU . . . 3 multi-reception games, high 4 twice (Robert Morris 10/25/14) and Taylor (11/8/14) . . . 2 TDs of 20+ yds (36, 32). **2013 (So.):** USF co-Offensive Player of the Game 10/5/13 . . . started 8 games, played in all 12 . . . finished third on the team with 41 receptions for 504 yds and 2 touchdowns, with a long of 75 yds (team high) in the 45-20 win vs. St. Xavier, 9 receptions vs. Robert Morris was also a team high . . . 8 multi-reception games . . . caught at least 1 pass in 10 games. 2012 (R-Fr.): Played in seven games . . . two receptions for 10 yds. **2011 (Fr.):** Redshirt. **Prep / Personal:** Noll's senior season was cut short due to injury . . . Noll ranked in the school's top ten for career receptions (38) and receiving yards (635) . . . He was second team all-NHC as a junior with 30 catches for 445 yards.

Coach: Doug Dinan. **Born:** 11-14-92. **Parents:** Dave and Jill. **Major:** Forensic Chemistry.

RECEIVING

Year	GP	No.	Yds	Avg	TD	Lg	Avg/G
2012	6	2	10	5.0	0	10	1.7
2013	12	41	504	12.3	2	75	42.0
2014	10	16	251	15.7	3	40	25.1
TOTAL	28	59	765	13.0	5	75	27.3

Single-Game Superlative by Matt Noll

Career high single-game receiving yds – 99 vs. St. Xavier on 3 receptions 10/12/13.

TD receptions, 1 game – 5 games with one.

Career longest TD reception – 75 yds, 4Q (from David Yoder) TD, 10/12/13 vs. St. Xavier

Career longest reception – 75 yds, 4Q (from David Yoder) TD, 10/12/13 vs. St. Xavier



D'ylan Richardson DT

6'2 249 So.
Indianapolis, IN / Sccecina Memorial H.S.

2014 (R-Fr.): Provided quality depth to the defensive line. **2013 (Fr.):** Redshirt. **Prep / Personal:** 69 solo tackles, 8.5 sacks, and 11 TFL.

Coach: Ott Hurrle. **Born:** 4-23-95. **Parent:** Ava. **Major:** Communication Arts and Graphic Design.





Ahmad Rucker DT

6'0 300 R-Fr
South Holland, IL / Bishop Noll H.S.

2014 (Fr.): Redshirt. **Prep/Personal:** Helped the Warriors to a 5-5 record. In 9 games totaled 48 tackles with 13 Solos. Named 2012 Class 1A Jr. All-State, 1st Team All-Conference, named Team's Most Improved Defensive

Player.

Coach: Mike Juscik. **Born:** 8-6-96. **Parents:** Albert and Audrey. **Major:** Accounting.



Shawn Ryan OL

6'0 253 So.
Fort Wayne, IN / Bishop Dwenger H.S.

2014 (R-Fr.): Provided quality depth on the offensive line . . . started to emerge and push for playing time later in the season. **2013 (Fr.):** Appeared in 2 games. **Prep / Personal:** Helped the Saints to a 6-7 record and a sectional championship.

Coach: Chris Svarczkopf. **Born:** 2-15-95. **Parents:** Joe and Gail. **Major:** Nursing.



Cameron Shackelford DE

6'4 227 So.
Fort Wayne, IN / South Side H.S.

2014 (R-Fr.): Provided quality depth at defensive end. **2013 (Fr.):** Redshirt. **Prep / Personal:** Helped the Archers to a 4-7 record.

Coach: Eddie Fields. **Born:** 5-27-95. **Parents:** Cameron Sr. **Major:** Undecided.



Grant Sherman QB

6'5 230 Fr
Kenton, OH / Kenton H.S. / Toledo

2014 (Fr.): Redshirt at Toledo. **Prep/Personal:** All-Western Buckeye League First-Team QB 2013 . . . AP All-Ohio 2013 Second-Team . . . Senior QB completed record-

setting career by establishing national records for single-season completions (438) and single-game completions (56). He also finished fifth in Ohio history in both career passing yardage (10,861 yards) and career passing TDs (122). Sherman's 5,886 yards this season ranks No. 2 all-time for a single-season in state history behind fellow Kenton ace Ben Mauk's 6,540 yards (in 2002). His 66 TDs is fourth in state history for a single-season behind Ben Mauk (76 in 2002) and Maty Mauk (69 in 2010 and 68 in 2011). Sherman broke his own national high school record for completions in a game (47) with 56 (on 78 attempts) in the Wildcats 46-43 win over Bryan in the D-IV Region 12 final. Sherman's 665 passing attempts this season is No. 3 nationally all-time behind Ben Mauk's 2001 (674) and 2002 (669) seasons.

Coach: Brent Fackler. **Born:** 9-13-95. **Parents:** Mitchell Sr. and Marilyn. **Major:** Secondary Education.



Cameron Smith WR

6'1 199 Sr.
Fort Wayne, IN / Bishop Dwenger H.S.

2014 (Jr.): 2014 All-MSFA 1st Team...USA College Football NAI A Preseason All-America Team . . . Offensive Big Play of the Week - Missouri Baptist 9/4/14; @ Robert Morris 10/25/14; Taylor 11/8/14 . . . Offensive Player of the Week -- @ St. Ambrose 9/20/14 . . . led USF with 47 receptions for 836 yds. (17.8 avg.), 7 receiving TDs and 76 rec. yds. per game . . . 10 receptions at #25 St. Ambrose second best all-time for USF program . . . 84-yd TD reception vs. Siena Heights 10/4/14 third best all-time . . . ranked No. 29 in NAI A receiving yards (836), No. 30 in receiving yards per game (76) and No. 50 in receptions (47) . . . No. 2 in MSFA receiving yards per reception (17.8), No. 6 in receiving yards per game . . . 2 100+ yd games - 108 at #25 St. Ambrose 9/20/14; 110 at #9 Marian . . . 5 games with 90+ yds receiving . . . 4 or more receptions in 6 games, 16 games in last 2 seasons . . . at least 2 receptions in 22 consecutive games . . . led USF receiving in 8 games.

2013 (So.): Beyond Sports Network NAI A All-America Honorable Mention . . . 2013 All-MSFA 1st Team... USF Offensive Player of the Game co, 9/21/13, St. Ambrose, co10/5/13 (Siena Heights), 11/2/13 Concordia, co 11/16/13 (Marian), co 11/23/13 (Faulkner) . . . No. 13 in NAI A receiving yards (921), No. 16 in receiving yards per game (83.7), No. 23 in receptions per game (5.4) and No. 24 in receptions (59) . . . led USF in receptions and receiving yards . . . tied for lead with 4 TD receptions . . . career high 8 receptions and 159 yds (team high) in win over Marian . . . caught at least 2 passes in all 12 games . . . Started in all 12 games . . . his 4 100-yard plus receiving games are the most since Jeremy Dutcher had 7 in 2000. **2012 (R-Fr.):** Fourth in receiving yards (376) . . . 25 receptions, long of 64 yds, 15.2 ypr . . . scored touchdowns in back-to-back games vs. Marian and William Penn . . . high 84 yds at No. 5 William Penn (2 recpt) . . . high 5 receptions (40 yds) at Marian 11/24/12. 2011 (Fr.): Redshirt. **Prep / Personal:** Named to Journal-Gazette All-Northeast Indiana First Team DB '09, '10 . . . All-SAC first team ('09, '10), 1st Team All-Area ('09, '10), AP All-State Honorable Mention ('09, '10) . . . Northeast Indiana GameNight Top 50 Selection ('10) . . . BDHS' Most Valuable Defensive Back ('10). 2010 Stats: 50 tackles, 6 INTs, 6 TDs receiving. 2009 Stats: 4 TDs receiving, 4 INTs . . . A member of the 2008, 2009, and 2010 Saints regular season undefeated football teams . . . Semi-State Champions in 2008 and 2010, Regional Champions in 2009. . . Cam also played baseball for the Saints for three years.

Coach: Chris Svarczkopf. **Born:** 12-6-92. **Parents:** Paul and Suzanne. **Major:** Liberal Arts.

RECEIVING

Year	GP	No.	Yds	Avg	TD	Lg	Avg/G
2012	12	25	376	15.0	2	64	31.3
2013	12	59	921	15.6	4	61	83.7
2014	11	47	836	17.8	7	84	76.0
TOTAL	35	131	2,133	16.3	13	84	60.9

Single-Game Superlatives for Smith

100-Yd Receiving games - 4 in 2013; 2 in 2014 - 6 career
High single-game receiving yds - 159 vs. #27 Marian on 8 receptions 11/16/13.

TD receptions, 1 game - 2 vs. Concordia 11/2/13.

Career longest TD reception - 84 yds, 3Q (from Wesley Hunsucker) 10/4/14 Siena Hts.

64 yds, 2Q (from David Yoder) 10/20/12 @ William Penn

Career longest reception - 84 yds, 3Q (from Wesley Hunsucker) 10/4/14 Siena Hts.

64 yds, 2Q (from David Yoder) TD, 10/20/12 @ William Penn





Lucas Sparks DE

6'1 239 Jr.
Springfield, OH / Shawnee H.S.

2014 (So.): Appeared in 9 games . . . 32 tackles (16 solo); 3.5 TFL, -17 yds; 2 sacks, -15 yds . . . single-game high 3 TFLs for 17 yards at St. Ambrose 9/20/14 (also had 2 sacks, -15 yds vs. SAU). . . high 5 solo tackles at #25 St.

Ambrose . . . high 7 total tackles vs. Missouri Baptist 9/4/14. 2013 (R-Fr.): Appeared in 8 games . . . recording 5 tackles (4 solo) and 1 TFL, -5 yds from his backup defensive end position. Also appeared on special teams. **2012 (Fr.):** Redshirt. **Prep / Personal:** 1st team All-Ohio, 1st team All-Southwest district, 1st team All-County, 1st team All -Area, 1st team All-Conference. . . Defensive Player of the Year in the Conference, Area and County. . . 80.5 tackles, 25.5 tackles for loss and 8 sacks during senior year. Sparks helped the Braves' (14-1) earn their first-ever state runner-up finish in 2011.

Coach: Rick Meeks. **Born:** 5-23-93. **Parents:** Alvin and Anne. **Major:** Undecided.

Tackles

Year	GP	Solo	Ast	Total
2013	7	4	1	5
2014	9	16	16	32
Totals	16	20	17	37

Sacks

TFL/Yds	No./Yds	Fmbld Rcv	Blkd Kick	QBH
1.0-5	0-0	0		0
3.5-17	2-15	0		0
4.5-22	2-15	0		0



Josh Spitznale P/K

6'6 220 So.
Fort Wayne, IN / Snider H.S.

2014 (So.): Special Teams Player of the Week - @ St. Ambrose 9/20/14 . . . ranked No. 14 in NAIA with 39.7 yds average per punt . . . high game at Robert Morris -- 2 punts for 104 yds (52 avg.), long of 59 yds. **2013 (Fr.):**

Redshirt. **Prep / Personal:** 2012 Journal Gazette All Area First Team, 2012 All SAC First Team, 8 Field Goals, 53 PATs, and 89 total points in senior season. Also handled Punting and kickoff duties, as well as playing tight end for the IHSAA state runner-up Snider Panthers.

Coach: Kurt Tippmann. **Born:** 10-23-94. **Parents:** Mark and Leann. **Major:** Physical Therapist Assistant.

Year	No.	Yds	Avg.	Long	TB	FC	I20	50+	Blkd
2014	51	2,026	39.7	69	3	18	15	5	2



Lee Stewart S

6'0 185 So.
Lima, OH/ Central Catholic

2014 (Fr.): Appeared in 3 games . . . 2 tackles (1 solo); 1 TFL, -1 yds . . . best game -- Taylor with 1 tackle and 1 TFL. **Prep/Personal:** The Thunderbirds went 8-2 in his senior year. Was special mention in Ohio as a Junior.

Coach: Jerry Cooper. **Born:** 7-11-95. **Parents:** Yolanda Gibbs. **Major:** Undecided.



Seth Stuart RB

5'7 173 Sr.
Dayton, OH / Wayne H.S.

2014 (Jr.): Hammer of the Week - Missouri Baptist 9/4/14 . . . Offensive Big Play of the week -- @ Robert Morris 10/25/14 . . . 17 receptions for 176 yds (10.4 avg.) and 2 TDs . . . rushed 6 times for 15 yds, 1 TD (vs. Mo.

Baptist 9/4). **2013 (So.):** USF Offensive Big Hit of the Week 3 times -- 9/14/13 (William Penn), 11/16/13 (Marian), 11/23/13 (Faulkner) . . . appeared in 11 games . . . best game in win over St. Xavier -- 3 catches for 85 yds including 1st career TD reception, 23-yards from David Yoder . . . longest reception of 51 yds came against SXU. 2012 (R-Fr.): Had his biggest play of the year against UWSP when he laid out a Pointers' defensive end on a crack-back block . . . scored first touchdown of his career at Marian 11/24/12 on a 1-yd run . . . played in 12 games. **2011 (Fr.):** Redshirt. **Prep / Personal:** All-Greater Western Ohio Conference Central Division Team, 1st Team . . . 52 receptions, 549 yds receiving, 2 TDs . . . 438 yds rushing . . . 6 recpt, 111 yds, 1 TD (57 yds) for Warriors in 35-28 OHSAA Division I Championship Game defeat against St. Edward . . . single-game best 9 receptions for 93 yds, 2 TDs in 28-24 win over St. Xavier . . . In three varsity seasons the senior had 87 receptions, 859 yards receiving, 4 TD catches, 849 yards rushing, 9 rushing TDs . . . Wayne went 26-12 in his three varsity seasons. 2009: Jr., All-Greater Western Ohio Central Division Team, 2nd Team.

Coach: Jay Minton. **Born:** 5-9-93. **Parents:** Trevor and Karen. **Major:** Psychology.

Career Rushing

Year	GP	Att	Yds	Avg.	TD	Long	Yds/G
2012	12	5	3	0.6	1	9	0.3
2014	11	6	15	2.5	1	10	1.4
Total	23	11	18	1.6	2	10	0.8

Career Receiving

Year	GP	Rec	Yds	Yds/Rcp	TD	Long	Rec/G	Yds/G
2012	12	4	26	6.5	0	13	0.3	2.2
2013	11	12	141	11.8	1	51	1.1	12.8
2014	11	17	176	10.4	2	21	1.5	16.0
Total	34	33	343	10.4	3	51	1.0	10.1

Single-Game Superlatives

100-Yd Receiving games - 0

Career high single-game receiving yds - 85 vs. St. Xavier on 3 receptions 10/12/13.

TD receptions, 1 game - 1 in three games.

Career longest TD reception - 23 yds, 3Q (from David Yoder) TD, 10/12/13 vs. St. Xavier

Career longest reception - 51 yds, 4Q (from Wesley Hunsucker) 10/12/13 vs. St. Xavier



Shannon Swain CB

5'9 158 So.
Anderson, IN / Anderson H.S.

2014 (So.): Bullpen Player of the Week -- @ Concordia 11/1/14 . . . appeared in 8 games . . . 14 tackles (8 solo); 3 pass breakups; 3 passes defended and 1 forced fumble . . . 9 tackles at Concordia and 7 solo tackles a career high. **2013 (R-Fr.):**

Appeared in 6 games . . . 5 tackles (4 solo). His two tackles verse St. Xavier is a career high. **2012 (Fr.):** Redshirt. **Prep / Personal:** All area team 2009, 2010, 2011. All-county first team defense 2009, 2010, 2011. First team of-fense 2010. Indiana Hall of Fame 2012 west team. 2010 all-state honorable mention. All-conference first team 2010, 2011 (North Central conference). All-conference 2nd team 2009 (Olympic Conference). 2 interceptions senior year. 64 solo tackles (senior). 4 forced fumbles (senior). Helped the Indians to a 6-4 record.

Coach: Randy Albano. **Born:** 5-4-94. **Parents:** Shannon and Corna Swain and Sheila Welch. **Major:** Physical therapy.



Cale Tabler DB

5'9 172 Jr.
Wapakoneta, OH / Wapakoneta H.S.

2014 (Jr.): 2014 All-MSFA 2nd Team . . . moved up to No. 10 on USF career INT list with 8 . . . finished season with 4 INTs in USF's last 3 games . . . ranked 15th in NAIA INTs per game (.500) . . . 19th in INTs with 5 . . . No. 46 in NAIA punt return yds (97) . . . his INT for a 13-yd TD vs. Taylor 11/8/2014 combined with Steve Kiermaier 20-yd INT for first game USF had 2 INTs for a TD in the same game . . . his INT for TD was 35th in USF history . . . longest INT return 20 yds at Concordia 11/1/14 . . . 2 INTs vs. No. 9 Marian first USF multiple INT game since Kory Stamps 11/9/13 at Taylor, 18th multi-INT game by one player in USF history, 13th different player with multi-INT game . . . is 5th player in USF history with at least 1 INT in 3 consecutive games . . . single-game high long punt return 19 (Taylor 11/8/14) . . . Defensive Big Play of the Week – Taylor 11/8/14. **2013 (So.):** USF Defensive Big Hit of the Game 11/2/13 (Taylor) . . . started the first 4 games of the season from his hybrid linebacker/safety position, played in 10 games . . . 2 interceptions, 22 returns yards . . . season-high 6 tackles (all solo) vs. Grand View. **2012 (R-Fr.):** Recorded the first interception of his career against Lindenwood-Belleville and returned it 16 yds. Appeared in 11 games recording 37 tackles (9 solo); 0.5 TFL -0 yds; 1 int, 16 yds; 2 passes broke up; 3 passes defended and 1 forced fumble. **2011 (Fr.):** Redshirt. **Prep / Personal:** All-Ohio, Division II, 3rd Team . . . Northwest All-District Division II, 1st Team . . . All-Western Buckeye League, 1st Team DB.

Coach: Doug Frye. **Born:** 12-11-92. **Parents:** Steven and Michelle. **Major:** Nursing.

Year	GP	Solo	Ast	Total	PBU	INT	Yds
2012	12	9	28	37	2	1	16
2013	10	11	11	22	1	2	22
2014	11	22	42	64	5	5	39
Year	Avg.	TD	Long				
2012	16.0	0	16				
2013	11.0	0	22				
2014	7.8	1	20				
Total	33	42	81	123	8	8+	77
TFLs Career – 3.5, 5.0 yds							
+ No. 10 on USF career INT list							



Drake Thompson LB

6'0 215 R-Fr.
Englewood, OH / Northmont H.S.

2014: DNP. **2013 (Fr.):** Redshirt. **Prep / Personal:** First Team All GWOC as a senior and junior. Honorable Mention All-Southwest Ohio.

Coach: Lance Schneider. **Born:** 9-13-94. **Parents:** Ed and Sheila. **Major:** Chemistry.



Karrington Thompson DE

6'0 252 Sr.
Fort Wayne, IN / Snider H.S.

2014 (Jr.): Special Teams Big Play of the Week – Taylor 11/8/14. . . 2014 All-MSFA Honorable Mention . . . 50 tackles (24 solo); 7.5 TFL, -30 yds; 5 sacks (tied for USF Best), -25 yds, 8 QB hurries, 2 fumble recoveries, 1 forced fumble and 1 blocked kick . . . high game 8 tackles (4 solo, 4 assists) vs. USF (IL), 1.5 TFL, -6 yds; 1 sack, -5 yds, 1 fumble recovery and a forced fumble . . . high solo tackles – 5 at #16 St. Xavier 10/11/14 (previous high 3 in 2013 vs. Taylor) . . . 13 solo tackles against #16 St. Xavier, #18 USF (IL) and #12 Robert Morris (5-4-4). **2013 (So.):** Played in 11 games recording 17 tackles (8 solo); 3.0 TFL, -7 yds. Thompson blocked a pass from his defensive end position vs. St. Xavier and blocked vs. Robert Morris. 2012 (R-Fr.): Appeared in three games -- 3 tackles (1 solo); 1.5 TFL, -8 yds. **2011 (Fr.):** Redshirt. **Prep / Personal:** All-Summit Athletic Conference, 1st Team.

Coach: Kurt Tippmann. **Born:** 9-12-92. **Parents:** Kim and LeeAnn. **Major:** Communication Arts/Graphic Design.

Year	GP	Solo	Ast	Total	TFL/Yds	Sacks/Yds	PBU
2012	3	1	2	3	1.0-8	0.0-0.0	0
2013	11	8	9	17	3.0-7	0.0-0.0	1
2014	11	24	26	50	7.5-30	4.5-25	1
Total	25	33	37	70	11.5-45	4.5-25	2




Dlonte Walker DB

6'0 175 R-Fr.
Fort Wayne, IN / South Side H.S.

2014 (Fr.): Redshirt. **Prep/Personal:** All Summit Athletic Conference 1st Team.

Coach: Eddie Fields. **Born:** 4-8-95. **Parents:** Dion Walker and Laitia Lymon. **Major:** Sociology.



Anthony Wilkerson OL

6'0 307 Jr.
Lima, OH / Lima Central H.S.

2014 (So.): Provided quality depth for the offensive line as a backup tackle. **2013 (R-Fr.):** Appeared in 1 game . . . provided quality depth for the offensive line as a backup guard. **2012 (Fr.):** Redshirt. **Prep / Personal:** AP Ohio NW

All-District, NWC All-Conference First Team, All-District Division 4 Second Team . . . Helped the Thunderbirds to a 10-1 record and State Semi Finalist, Northwest Conference Champions, District Champs, Regional Champs.

Coach: Jerry Cooper. **Born:** 4-13-94. **Parent:** Tony. **Major:** Business Administration.



Trevon Wilson S

5'11 176 So.
Fort Wayne, IN / Northrop H.S.

2014 (Fr.): Defensive Big Play of the Game -- @ Concordia 11/1/14 . . . Appeared in 4 games recording 7 tackles (3 solo), 1 interception and 1 pass defended . . . had longest interception return (66 yds) of season at Concordia 11/8/14 . . . 8th longest in USF history. **Prep/Personal:** All Summit Athletic Conference 2nd Team. Averaged 6 yds per carry from his running back position and had 6 TDs . . . 3-sport athlete at Northrop (football, basketball and baseball) . . . captain in all three senior season . . . Junior Year: All-Summit Athletic Conference Honorable Mention.

Coach: Tim Martone. **Born:** 6-5-95. **Parents:** Derrick and Tammy. **Major:** Exercise Science.



Alex Woods OL

6'3 265 Fr.
Greenwood, IN / Center Grove H.S.

2014 (Fr.): Offensive Lineman of the Week -- @ Concordia 11/1/14 . . . 1 of 3 freshmen offensive lineman to appear in his first collegiate game against Missouri Baptist . . . valuable backup who provided quality depth to the offensive line. Physical presence and hardnosed playing style earned him significant snaps as a first-year Cougar. **Prep/Personal:** Grange Insurance South All-Star Team . . . 2-Time Class 6A AP All-State, 2013 IFCA All-State Top 50, 3-Time All-County. . . Also participated in Track for the Trojans.

Coach: Eric Moore. **Born:** 2-22-95. **Parents:** Lance Woods and Angela Laque. **Major:** Criminal Justice.



COUGAR FOOTBALL 2015

NEWCOMERS



Kylin Bass

No
Photo
Available

Travis Bear



Avery Beeks



Kamran Beitvashahi



Colyn Blackford



William Blume



Rashawn Bond




Connor Burgess



Brevin Cardwell



Wilmer Cole



Nicholas Cox



John Daugherty



P.J. Dean



Donnelle Dinkins-Bryant



Micah Dorsett




Eric Dunten



Dimitri Floyd



Jabril George



Jackson Grahovac




Brandon Grasha




Terrance Grayson



Devin Green



Piercen Harnish




Adam Hoffer

NEWCOMERS


COUGAR FOOTBALL 2015



Donnell Johnson




Ian Johnson



Kyle May



Christian Miller



Shawn Moore



Austin O'Connell

No
Photo
Available

Braxton O'Haver



Chris Parish



Robby Peal

No
Photo
Available

Spencer Reynolds



Kamau Richardson




Cam Ridenour

No
Photo
Available


Damon Robinson




Chris Smith



Michael Smith




Austin Smogor



Marcus Stepp



Kaleb Summers



Bryce Tolle



Vito Tupea




Christian Vela



Shane Vigar




Colin Walls



David Welker

No
Photo
Available

Andrew Winters




Tirone Young



Quinn Zaerr




TRANSFER



Blake Blaker

TRANSFER



Phillip Gegner

TRANSFER



Grant Sherman



COUGAR FOOTBALL 2015

CHEERLEADING



Jeremy Elder HEAD COACH/CHEER

The 2015-16 University of Saint Francis Cheer Squad is one of the most talented our program has yet to see. Cheering on Cougar Athletics at all home football, men's basketball and women's basketball games is only part of our responsibility. Although we hope fans enjoy the showcase of tumbling, stunting and tosses, we also are now a competitive team. Last season, we competed against other NAIA cheer programs with great success; USF had the top score in all of the competitions entered last winter. Now with Cheer attaining championship status within the NAIA, our competitive efforts will be recognized even further. To view any performance videos of our routines or performances, please visit the USF Cheer website link through www.saintfranciscougars.com. They are entertaining and fun to watch, with the caliber of skills that we perform much higher than what cheering at games limit us to.

Also, if you know of any (male and female) high school junior, senior or possible college transfer that may be interested in joining our program here at the University of Saint Francis, please encourage them to get in contact with us!



Alexis Adams



Kaitlyn Coffee



Lauren Didier



Carrie Ferguson



Savannah Funk



Keira Glasper



Rachel Green



Taylor Griffiths



Erin Grutsch



Madison Hausch



Ashley Hughes



Chris Kindlesparger



Allie Kostoff



Mackenzie Kryder



Lindsay Lopez



Carli Ostrowski



Morgan Pearson



Anne Therese Poinssatte



Brian Trahin



Brittany Trahin



Carlie Vanmeter



Nicole Westrick



COUGAR FOOTBALL 2015

COACH DONLEY



Just Two Years...

That's all the time it took for Kevin Donley to take a collegiate football program from scratch at the University of Saint Francis and turn it into not only a winner, but a conference champion and perennial NAIA Top 25 team the last 16 years.

Donley, who leads the Cougars into their 18th football season in 2015, was inducted into the NAIA Hall of Fame (football) in January earlier this season. He came to Fort Wayne in 1997 with a vision of bringing collegiate football to the Summit City. With the blessing of USF administration led by President Sister M. Elise Kriss, Donley quickly developed an exciting and winning collegiate football program recognized at the national level.

Now he leads the NAIA record book with 278 career wins, 164 in 17 seasons guiding the Cougars.

The "Founding Father" of collegiate football in Fort Wayne, Ind., Donley secured his and the program's 100th win in the tenth game of the 2007 season, just the 121st game in program history and unofficially the fastest program ever to win 100 games in a program's first 10 seasons in the fewest number of games.

He's been a conference coach of the year 17 times, including MSFA Midwest League Coach of the Year nine times including 2013. Donley was recognized for his contribution to the Fort Wayne community in June 2007 when he was named a "Red Coat Recipient" by Mad Anthony's Charity Classic for Children, one of the most prestigious awards in Fort Wayne.

Donley, who was inducted into the USF Athletic Hall of Fame in October 2008, has guided the Cougars to six unbeaten regular seasons and 13 consecutive winning seasons. USF won an unprecedented nine Mid-States Football Association Midwest League championships including eight straight, and has qualified for 14 NAIA Football Championship Series including a record-tying 11 consecutive (1999-08). Donley guided USF to three consecutive NAIA National Championship runner-up finishes (2004-06). USF won its first 13 games of the season for three consecutive seasons, and Donley has been named National Coach of the Year twice (2004 NAIA; 2005 Schutt).


A 2004 inductee into the Georgetown College (near Lexington, Ky.) Athletic Hall of Fame, Donley relished

the challenge of developing a collegiate football program from scratch starting in April 1997. Along with a savvy, hard-working staff of assistant coaches, the Cougars wasted no time delivering Fort Wayne-region collegiate fans with football thrills as the only collegiate football program in Fort Wayne. USF may have taken its lumps in 1998, but in 1999 Donley guided the Cougars to their first conference title and NAIA FCS berth, and USF has been a perennial NAIA Top 25 team for 14 straight seasons.

Donley saw Fort Wayne, northeastern Indiana and northwestern Ohio as an untapped source of quality football talent, and he expected success. A Springfield, Ohio native, Donley has led his teams to have won 18 conference titles. He is No. 2 on the list of active college coaches at all levels and became just the 20th college coach to reach the 250 career wins plateau in 2011.

An Indiana Football Hall of Fame inductee (June 2005), Donley has an overall career coaching record of 278-127-1 (.686) after completing his 36th season in 2014. He also has a .739 winning percentage (267-94-1) in 32 NAIA seasons as a head coach and has delivered winning seasons in 22 of the last 23 seasons. In Donley's 36 years as a head coach, 237 players have earned all-conference at USF, and 15 of his players have continued playing in the professional ranks at some level.

Anderson University (Ind.) is where Donley launched his coaching career after playing for the Ravens. He spent his first two seasons as offensive coordinator before being named the Ravens' head



USF Head Coach Kevin Donley enters the 2015 season at No. 2 on the wins list of active college coaches at all levels and is No. 14 on the list of all college coaches with at least 250 career wins.

Wins	Coach	Current School	Years	Career	Pct.
1. 318	Ken Sparks	Carson-Newman	35	325-89-2	.784
2. 278	Kevin Donley	Univ. of Saint Francis	36	278-127-1	.686
3. 264	Bob Ford	Univ. of Albany (NY)	45	265-191-1	.581
4. 258	Frank Beamer	Virginia Tech	33	266-132-4	.666
5. 244	Dennis Douds	East Stroudsburg	40	244-171-3	.587

youngest head coach in the nation at any level, Donley made an immediate impact. In four seasons he compiled a 30-9 overall record. In 1981, he led the Ravens to a 9-2 record and they advanced to the NAIA II national playoffs. They also won Hoosier-Buckeye Collegiate Conference championships in 1980 and 1981.

Donley became the 25th head coach at Georgetown College in Georgetown, Ky., near Lexington, in 1982. GC had gone 14-24 the previous five seasons. After a 2-9 first season, GC went 73-34-1 the next 10 seasons. He directed GC to the 1991 NAIA II National Championship. Donley's Tigers defeated perennial NAIA power Pacific Lutheran 28-20 to finish 13-1 in 1991. Donley was named 1991 NAIA National Coach of the Year. He left as the winningest coach in GC history with 75 career wins after his Tigers went 52-15-1 and won five Mid-South Conference titles in his last six seasons there.

Donley left Georgetown after the 1992 season to take over at NCAA Division II member California University of Pennsylvania, where he spent four seasons trying to revive a program that had fallen on hard times. He left the Vulcan program in April 1997 to accept the challenge at the University of Saint Francis.

Donley-coached teams have etched some impressive offensive records in his 26 seasons, including five national offensive records. His 1991 Georgetown team set national single-season offensive records for points per game (59.5), rushing touchdowns scored (69), total touchdowns (102), yards gained per play (7.0), most yards gained (7,580) and total offensive yards per game (541.4). His offensive teams have averaged 40.8 points per game. Donley owns the title of most points scored in a season (744) by any college team in the 20th century at all collegiate levels and earned a display in the College Football Hall of Fame in 1992.

As a player, Donley was a linebacker and fullback at Anderson College. He is a 1973 graduate of Anderson College with a bachelor's degree in physical education. Donley, 63, earned his master's degree in education from Ball State in 1980 and served as Director of Athletics at USF for nearly eight years. He was named a Hilliard Gates Achievement Award winner in November 2004 by the Fort Wayne Sports Corporation.

Donley has two children, son Patrick and daughter Megan, and two grandchildren, and is married to Rita.

Kevin Donley AT A GLANCE

Born: July 4, 1951

Age: 63

Hometown: Springfield, Ohio

High School: Springfield Shawnee High School

Academic Degrees: Bachelor of Arts, Anderson College, 1973

Master of Science, Ball State University, 1980

Coaching Experience:

Anderson College, Anderson, Ind. - Offensive Coordinator, 1976-77;

Head Coach, 1978-81

Georgetown College, Georgetown, Ky. - Head Coach, 1982-92

California University - Pa. - Head Coach, 1993-96

University of Saint Francis, Fort Wayne, Ind. - Head Coach, 1997 - present;

Athletic Director, Aug. 11, 1999 - May, 2006

Kevin Donley's Coaching Record

* -- NAIA Division II National Champions ** -- NAIA National Runner-up
-- NAIA FCS Semifinalist

At Anderson College Anderson, Ind.		W	L	T
Year	School			
1978	Anderson (IN)	5	4	0
1979	Anderson (IN)	7	2	0
1980	Anderson (IN)	8	1	0
1981	Anderson (IN)	8	2	0
ANDERSON TOTAL		28	9	0
CAREER TOTAL		28	9	0

Winning percentage at Anderson:757
Hoosier Buckeye Collegiate
Conference Championships:(2) 1980, 1981
HBCC Coach of the Year:(2) 1980, 1981
NAIA II Playoff appearances:.....1981
Westminster PA 21, Anderson 6
Players named NAIA All-American:.....4

At Georgetown College Georgetown, Ky.		W	L	T
Year	School			
1982	Georgetown (KY)	2	9	0
1983	Georgetown (KY)	7	3	0
1984	Georgetown (KY)	4	6	0
1985	Georgetown (KY)	4	6	0
1986	Georgetown (KY)	6	4	0
1987	Georgetown (KY)	8	3	0
1988	Georgetown (KY)	7	3	0
1989	Georgetown (KY)	7	3	1
1990	Georgetown (KY)	9	2	0
1991	Georgetown (KY)	13	1	0*
1992	Georgetown (KY)	8	3	0
GEORGETOWN TOTAL		75	43	1
CAREER		103	52	1

Winning percentage at Georgetown
Mid-South Conference championships: (5) 1987- 89
- 90 - 91 - 92
NAIA Appearances:.....(5) 1987 - 89 - 90 - 91 - 92
Players named NAIA All-Americans:.....17
**NAIA Championship:.....(1) 1991
**NAIA National Coach of the Year:.....(1) 1991

At California University of Pennsylvania California (PA) NCAA Division II		W	L	T
Year	School			
1993	California (PA)	4	7	0
1994	California (PA)	2	9	0
1995	California (PA)	2	9	0
1996	California (PA)	3	8	0
CALIFORNIA (PA) TOTAL		11	33	0
CAREER COACHING TOTAL		114	85	1

Year	School	W	L	T
1. 1978	Anderson (IN)	5	4	0
2. 1979	Anderson (IN)	7	2	0
3. 1980	Anderson (IN)	8	1	0
4. 1981	Anderson (IN)	8	2	0
5. 1982	Georgetown (KY)	2	9	0
6. 1983	Georgetown (KY)	7	3	0
7. 1984	Georgetown (KY)	4	6	0
8. 1985	Georgetown (KY)	4	6	0
9. 1986	Georgetown (KY)	6	4	0
10. 1987	Georgetown (KY)	8	3	0
11. 1988	Georgetown (KY)	7	3	0
12. 1989	Georgetown (KY)	7	3	1
13. 1990	Georgetown (KY)	9	2	0
14. 1991	Georgetown (KY)	13	1	0*
15. 1992	Georgetown (KY)	8	3	0
16. 1993	California (PA)	4	7	0
17. 1994	California (PA)	2	9	0
18. 1995	California (PA)	2	9	0
19. 1996	California (PA)	3	8	0
20. 1998	Saint Francis (IN)	2	8	0
21. 1999	Saint Francis (IN)	8	3	0
22. 2000	Saint Francis (IN)	10	2	0
23. 2001	Saint Francis (IN)	9	2	0
24. 2002	Saint Francis (IN)	11	1	0
25. 2003	Saint Francis (IN)	12	1	0#
26. 2004	Saint Francis (IN)	13	1	0**
27. 2005	Saint Francis (IN)	13	1	0**
28. 2006	Saint Francis (IN)	13	1	0**
29. 2007	Saint Francis (IN)	11	2	0#
30. 2008	Saint Francis (IN)	12	1	0#
31. 2009	Saint Francis (IN)	7	3	0
32. 2010	Saint Francis (IN)	10	2	0
33. 2011	Saint Francis (IN)	9	3	0
34. 2012	Saint Francis (IN)	9	3	0
35. 2013	Saint Francis (IN)	9	3	0
36. 2014	Saint Francis (IN)	6	5	0

Overall Record (406 Games) 278-127-1 (.686)

Kevin Donley's Career Totals

- NAIA Championship Series Appearances: 20
- NAIA Championship Series Semifinals: 7
- NAIA Championship Game Appearances: 4
- NAIA CS Record: 25-19 (.568)
- NAIA National Coach of the Year: 2 (1991, 2004)
- Players named NAIA All-American under Donley: 86
Note: includes VSN All-American selections starting with 2006 team, ending with 2010 team
- Conference Championships: 18
- Conference Coach of the Year: 17 (USF 9, Anderson 2, Georgetown 6)
- NAIA District Coach of the Year: 8 (@ Georgetown)
- Undefeated regular seasons: 6 (2002-03-04-05-06-08 at USF)
- Winning Seasons: 27
- Most Wins, Season: 13 (1991 - 2004 - 2005 - 2006)
- 9 or more wins in a season: 17
- 8 or more wins in a season: 20
- Double figure wins in a season: 10
- Consecutive double-win seasons: 7

Kevin Donley Career Milestone Wins

() -- Career game number Through 2014

Win	Donley's team, Opponent	Game	Date
# 1	Anderson 38, @ Defiance (OH) 19	(2)	9/23/78
# 25	Anderson 25, Findlay (OH) 13	(32)	10/17/81
# 50	Georgetown 21, Evansville 14	(87)	11/1/86
# 75	Georgetown 27, Urbana (OH) 6	(122)	9/15/90
#100	Georgetown 48, Union (KY) 41	(151)	10/17/92
#125	USF 56, @ Butler 37	(222)	9/2/00
#150	USF 35, @ Taylor 20	(251)	10/26/02
#175	USF 49, @ Quincy (IL) 6	(278)	11/6/04
#200	USF 55, @ Seton Hill (PA) 0	(305)	10/28/06
#225	USF 45, #10 Malone (OH) 24	(332)	11/8/08
#250	USF 47, Malone (OH) 10	(365)	9/17/11
#255	USF 46, @ Texas College 10	(372)	8/25/12
#256	USF 39, UW-Stevens Point 31	(373)	9/1/12
#257	*USF 76, Concordia 14	(375)	9/22/12
#260	USF 31, Siena Heights 7	(379)	10/27/12
#270	USF 20, @ Taylor 12	(392)	11/9/13

*Breaks NAIA record for career wins (256)

Overall Record	(406 Games)	278-127-1	(.686)
At Anderson (IN)			
(4 yrs/ 1978-81 / 37 games)		28-9-0	(.757)
At Georgetown			
(KY)(11 / 1982-92 / 119 games)		75-43-1	(.672)
At California (PA)			
(4 / 1993-96 / 44 games)		11-33-0	(.250)
At U. of Saint Francis (IN)			
(17 / 1998-14 / 206 games)		164-42-0	(.796)
Totals (36 Years / 406 games)		278-127-1	(.686)

NAIA ONLY	362 total games		
At Anderson (IN)			
(4 yrs/ 1978-81 / 37 games)		28-9-0	(.757)
At Georgetown (KY)			
(11 / 1982-92 / 119 games)		75-43-1	(.672)
At U. of Saint Francis (IN)			
(17 / 1998-14 / 206 games)		164-42-0	(.796)
Totals (32 Years / 362 games)		267-94-1	(.739)

Kevin Donley at University of Saint Francis

- Developed first collegiate football program in Fort Wayne starting in 1997, 1st season 1998
- MSFA Midwest League Championships: (11) 1998-99-00-01-02-03-04-05-06-08-12-13
- MSFA Midwest League Coach of the Year: (9) 1999-00-02-03-04-06-08-12-13
- NAIA Championship Series Appearances: (14) 1999-00-01-02-03-04-05-06-07-08-10-11-12-13
- NAIA CS Semifinal Appearances: (6) 2003-04-05-06-07-08
- NAIA National Championship Game Appearances: (3) 2004-05-06
- NAIA National Coach of the Year: (1) 2004
- Players named All-MSFA: 237
- Players named MSFA Player of the Year: 7
- NAIA All-America Selections: 49
- Players named NAIA All-America 1st Team: 19 players / 44 awards
- Players named AFCA All-America Team: 7 times / 6 players
- NAIA Player of the Year: (2) Cory Jacquay 2004, Brian Kurtz 2006

NAIA ACTIVE WINS LEADERS (through 2014)				
Rank	Coach	School	Years	Wins
1	Kevin Donley	University of St. Francis (Ind.) (1979-2014)	36	278
2	Larry Wilcox	Benedictine College (Kan.) (1979-2014)	36	253
3	Mike Van Diest	Carroll College (Mont.) (1999-2014)	16	186
4	Bill Cronin	Georgetown College (Ky.) (1997-2014)	18	170
5	Steve Ryan	Morningside (Iowa) (2002-14)	13	155

NAIA CAREER WINS LEADERS (through 2014)				
Rank	Coach	School	Years	Wins
1	Kevin Donley	University of St. Francis (Ind.) (1979-2014)	36	278
2	Hank Biesiot	Dickinson State University (N.D.) (1976-2012)	38	258
3	Frosty Westering	Parsons (Iowa), Lea (Minn.), Pacific Lutheran (Wash.)	34	256
4	Larry Wilcox	Benedictine College (Kan.) (1979-2014)	36	253
5	Jim Malosky	Minnesota-Duluth	37	235

Kevin Donley in NAIA Playoffs, FCS ALL-TIME

At Anderson				
1981:	@ Westminster PA 21, Anderson 6	NAIA D II	0-1	0-1

At Georgetown				
1987:	Westminster PA 24,			
	@ Georgetown (KY) 17	NAIA D I	0-2	0-1
1989:	@ Westminster PA 29, Georgetown 9	NAIA D II	0-3	0-2
1990:	@ Westminster PA 47, Georgetown (KY) 13	NAIA D II	0-4	0-3
1991:	@ Georgetown 42, Eureka (IL) 14	NAIA D II	1-4	1-3
	Georgetown 37, @ Findlay (OH) 19	NAIA D II	3-4	2-3
	@ Georgetown 42, Peru State (NE) 28	NAIA D II	3-4	3-3
	@ Georgetown 28,	CHAMPIONS		
	Pacific Lutheran (WA) 20	NAIA DII	4-4	4-3
1992:	@ Findlay (OH) 32, Georgetown 14	NAIA D II	4-5	4-4

At USF				
1999:	@ Georgetown (KY) 38, USF 0	NAIA	4-6	0-1
2000:	@ Georgetown (KY) 37, USF 19	NAIA	4-7	0-2
2001:	@ Campbellsville (KY) 42, USF 21	NAIA	4-8	0-3
2002:	@ Georgetown (KY) 24, USF 0	NAIA	4-9	0-4
2003:	@ USF 34, Georgetown (KY) 23	NAIA	5-9	1-4
	@ USF 41, St. Ambrose (IA) 14	NAIA	6-9	2-4
	@ Carroll (MT) 38, USF 14	NAIA FCS (SF)	6-10	2-5
2004:	@ USF 53, Morningside (IA) 3	NAIA	7-10	3-5
	@ USF 48, Hastings (Neb) 17	NAIA	8-10	4-5
	@ USF 12, Georgetown (KY) 7	NAIA FCS (SF)	9-10	5-5
	Carroll (MT) 15, USF 13	NAIA FCS (CH)	9-11	5-6
2005:	@ USF 41, Pikeville (KY) 7	NAIA FCS	10-11	6-6
	@ USF 44, Georgetown (KY) 14	NAIA FCS	11-11	7-6
	USF 42, Morningside (IA) 14	NAIA FCS (SF)	12-11	8-6
	Carroll (MT) 27, USF 10	NAIA FCS (CH)	12-12	8-7
2006:	@ USF 42, Walsh 3	NAIA FCS	13-12	9-7
	@ USF 42, Bethel (TN) 35	NAIA FCS	14-12	10-7
	@ USF 49, St. Xavier (IL) 0	NAIA FCS (SF)	15-12	11-7
	Sioux Falls (SD) 23, USF 19	NAIA FCS (CH)	15-13	11-8
2007:	@ USF 42, St. Xavier (IL) 3	NAIA FCS	16-13	12-8
	@ USF 35, Lindenwood 14	NAIA FCS	17-13	13-8
	@ Carroll (MT) 23, USF 7	NAIA FCS (SF)	17-14	14-8
2008:	@ USF 58, Union (KY) 3	NAIA FCS	18-14	14-9
	@ USF 31, U. of Cumberlands (KY) 20	NAIA FCS	19-14	15-9
	@ Sioux Falls 34, USF 6	NAIA FCS (SF)	19-15	15-10
2010:	USF 46, @ Lindenwood 38	NAIA FCS	20-15	16-10
	@ St. Xavier (IL) 40, USF 21	NAIA FCS	20-16	16-11
2011:	USF 28, @ Missouri Valley 14	NAIA FCS	21-16	17-11
	@ Georgetown 26, USF 14	NAIA FCS	21-17	17-12
2012:	@ USF 22, Baker (Kan.) 17	NAIA FCS	22-17	18-12
	@ Marian 45, USF 34	NAIA FCS	22-18	18-13
2013:	@ USF 20, Faulkner 13	NAIA FCS	23-18	19-13
	@ U. of Cumberlands 28, USF 14	NAIA FCS	23-19	19-14



COUGAR FOOTBALL 2015

COACHES

Doug Coate

TAILBACKS COACH / RECRUITING COORDINATOR

Doug Coate returns for his 15th season in 2014 to coach USF tailbacks and he will again also serve as recruiting coordinator. He came to USF in June of 2000, joining the program as head baseball coach and assistant football coach. Coate has coached 12 1,000-yard single-season rushers during his career including two NAIA Rawlings National Player-of-the-Year award winners – Cory Jacquay (USF) in 2004 and Bo Hurley in 1997 (University of Findlay). Prior to joining the staff at USF, Coate spent 15 years at the University of Findlay. He was inducted into the UF Athletic Hall of Fame in February 2015.



Coate served as head football coach at UF in 1999, after serving as offensive coordinator for three seasons including 1997, when the Oilers won the NAIA National Championship. Coate's coaching career began in 1985 at UF, where he coached the offensive backfield and helped guide the Oilers to three NAIA national championships. He also played in one for UF. Prior to joining the UF staff, Coate served as an assistant coach at Georgetown College for two seasons under Donley. Hurley, who was coached by Coate and played quarterback at UF in 1997, was the first NAIA Rawlings National Player-of-the-Year after NAIA merged its football programs from two divisions to one.

Coate, a 1978 Bellefontaine (Ohio) High School graduate, was University of Findlay football team captain and MVP his senior year in 1982. He earned his bachelor's degree in education from UF in 1983 and received his master's degree in secondary education from Georgetown College in 1985.

He and his wife, Julie, reside in Fort Wayne with their two children, daughter Kylene and son Seth, who is a junior this season.

Patrick Donley

OFFENSIVE COORDINATOR/QBS/RECEIVERS

Patrick Donley, son of head coach Kevin Donley, returns for his 12th season as a member of the USF staff. During Donley's tenure, USF wide receivers have earned 19 conference and national honors.

Prior to joining the USF staff for the 2003 season, Donley added to his coaching experience by serving as offensive coordinator for coach Matt Land at South Side High School.

Donley is a 2004 USF graduate and earned a master's degree in Coaching & Athletic Administration from Concordia University (Irvine, Cal.) in 2013. He is a 1999 graduate of Belle Vernon (PA) High School.


He and his wife, Cinamon, reside in Fort Wayne with their son Brennan and daughter Keira.



Trevor Miller

OFFENSIVE LINE COACH / RUN COORDINATOR

Trevor Miller returns for his 10th season as a member of the Cougars' coaching staff after playing a significant role in the development of the 2013 MSFA MEL Offensive Player of the Year in right tackle Cam Edwards. Miller, who has had three of his linemen named AFCA All-America in the last five seasons, served on the Morehead State University coaching staff in Morehead, Ky., for two seasons before joining the USF staff. He also serves as strength coach for the Cougars and was named American Football Monthly 2006 Strength Coach of the Year. Prior to his stint at MSU, Miller earned second team all-conference honors as a center at Kutztown (Pa.) University (NCAA Div. II). He is a 2003 KU graduate with a bachelor's degree in criminal justice. He earned his master's degree from KU in sports management in 2007.



Miller was a four-year starter at KU, appeared in every game of his college career, was a six-time member of the Dean's List (3.60 GPA or better), and a two-time recipient of a Kutztown University Provost Award (athletes with at least a 3.25 GPA). A native of Lancaster, Pa., Miller attended Manheim Township High School and earned second team all-conference honors as an offensive and defensive lineman.

Joey Didier

CO-DEFENSIVE COORDINATOR / INSIDE LINEBACKERS COACH

Joey Didier returns to USF for his sixth season as an assistant coach after playing for the Cougars through the 2004 season. Didier, the Cougars' 2004 Silver Helmet Award winner, served from 2005 to 2009 as an assistant football coach at Homestead, where he was a 2001 graduate. He was a four-time letter-winner while playing inside linebacker for the Cougars. Didier played in two final fours and was the USF Champion of Character selection in 2004. He graduated from USF in 2005.

Didier and his wife, Ashley, reside in Fort Wayne.



Dave Ivy

OUTSIDE LINEBACKER COACH

Dave Ivy is a 17-year USF veteran coach, having joined the program as outside linebacker coach in 1998 after coaching four years at the high school level in the Fort Wayne area. Ivy brings more than 30 years of coaching experience to the Cougar staff.

Ivy, a native of Fort Wayne, Ind., played his prep football at Northrop High School and is a 1979 NHS graduate. He began his coaching career as an assistant coach at Northwood Middle School, before being named head coach. In 1992, he accepted the defensive coordinator position at Elmhurst High School and in 1995 was the defensive line coach at Snider High School. He continues to serve as an assistant track and field coach at South Side High School. Ivy took on additional duties as equipment manager for the Cougars in 2008 and continues to serve in that capacity. He received his bachelor's degree from IPFW in 1991. He currently owns and operates his own business. He is single and resides in Fort Wayne.



Randy Wolfe

ASSISTANT COACH

Randy Wolfe returns to the USF coaching staff with more than 28 years of defensive coaching experience. Wolfe was defensive backs coach for the Cougars from 1998 through 2008. He joined the USF staff after serving for four seasons as defensive back coach at Northrop High School from 1994 through 1997. Before that he served at Snider High School in the same capacity (1992-93) and helped the Panthers win the IHSAA State Championship in 1992. Wolfe is a 1974 graduate of Northrop High School, where he was an honorable mention all-conference selection and also scored the first touchdown in NHS history in 1971. He and his wife, Lori, reside in Fort Wayne and have two children, Leanne and Robert.



Eddie Nolan

ASSISTANT COACH

Fort Wayne native Eddie Nolan enters his 15th season on the USF coaching staff. He has more than 27 years of coaching experience. Nolan was an assistant football coach at South Side High School for 17 years and is currently employed as an administrative assistant at SSHA. He also serves as the high school's head track and field coach at SSHA.

Nolan's collegiate career began at South Carolina State where he played defensive back for the Bulldogs. He then transferred to Butler University to play football and track. After his playing days, Nolan received free agent tryouts with the NFL's Detroit Lions and Dallas Cowboys, and the CFL's Ottawa Roughriders.

Nolan has previously served as a USF assistant track coach working with sprinters. He and his wife, Karen, reside in Fort Wayne with their son Thomas, who is a sophomore on the USF team this season.




Solomon Grimes

DEFENSIVE BACKS

Solomon Grimes returns for his third season working with the Cougars defensive backs after one season as a student assistant in 2012.

Grimes was a three-year letter winner for the Cougars from 2009-2011, starting at middle linebacker his senior year. He graduated in December of 2011 with a bachelor's degree in exercise science. Grimes is now studying to get his MBA at USF.

A native of Bloomington, Ind., Grimes graduated from Bloomington North High School.



Eric Wagoner

Co-Defensive Coordinator / Defensive Line / Special Teams Coach

Eric Wagoner returns for his eighth season working with the Cougars defensive line after one season as a student assistant for the Cougars in 2007. Wagoner played defensive end for USF and helped the Cougars advance to the NAIA Championship Game in 2006 in his senior season. He also was a 2005 MSFA All-Academic Team selection and was named NAIA Defensive Player of the Game in the Cougars' 42-3 win over Walsh in the first round.

A Peru, Ind., native, Wagoner was named USF Silver Helmet Award winner in 2006, an honor selected by the coaching staff for leadership, coachability and scholarship.

Eric, his wife Natalie, and daughter Hadley reside in Fort Wayne.



Grant Veith


VOLUNTEER ASSISTANT, OFFENSIVE LINE

Grant Veith joined the University of Saint Francis football staff in 2012 as a volunteer assistant, working with the Cougars' offensive linemen.

Veith was a four-year letter winner at Butler University, as a starter on the offensive line at tackle and center. He was an All-Conference Pioneer League selection in 2000, and was a part of the most prolific offense in school history.

For the past five seasons he has been working as the offensive line coach and run game coordinator at Bishop Dwenger High School in Fort Wayne. During that time, the Saints were state runner-up in 2008 and 2010. Prior to Dwenger, he coached at Ben Davis High School when the Giants won back-to-back state titles in 2001 and 2002. He also coached at Lawrence North High School.

A native of Indianapolis, Grant graduated from Butler University in 2001 with a bachelor's degree in secondary education.



Josh Miller

QUARTERBACKS COACH

Miller moves to the sideline permanently to direct the fortunes of future USF QBs after playing for five seasons for the Cougars. He helped guide USF to a 9-3 record in 2013 and finished his career with a .602 passing percentage, 2,196 yards, 12 TDs and just seven interceptions playing in 35 games. Miller also ran the ball effectively when he had to, finishing with 619 yards rushing, an average of 3.9 yards per carry.




Wes Davenport

VOLUNTEER MANAGER

18th season

High School: Carroll




Matt Millhouse

ASSISTANT SECONDARY/CORNERBACKS

University of Saint Francis graduate Matt Millhouse joins the staff for his first season as Assistant Secondary Coach/Cornerbacks after serving at Bishop Luers High School as defensive coordinator, defensive backs and linebackers coach the last seven seasons. Millhouse helped the Knights win five state championships and coached 2012 Mr. Football, U.S. Army All-American and Butkus Award winner Jaylon Smith. Millhouse helped USF to a 42-3 record from 2002 to 2007, played in three NAIA national championship games and was NAIA Defensive Player of the Week 11/25/06 while helping USF to four MSFA MEL championships. Matt earned a degree from USF in Liberal Studies graduating in 2007.



He is employed at BAE Systems, is married to Jessie, and they have one daughter, Isabel.





COUGAR FOOTBALL 2015

SPORTS MEDICINE

Fort Wayne Orthopedics/The Orthopedic Hospital



SPORTS MEDICINE

Fort Wayne Orthopedics' physicians and The Orthopedic Hospital's sports medicine services are known for high-quality care and immediate service to the Fort Wayne athletic community. Fort Wayne Orthopedics' 20 physicians, with multiple specialties (including sports medicine), and The Orthopedic Hospital's rehabilitation personnel and athletic trainers have set the standard for complete and personal sports medicine coverage for Fort Wayne professional sports teams, colleges and high schools. Fort Wayne Orthopedic's clinical facility is located 15 minutes from the USF campus.

B. Matthew Hicks, M.D.

Dr. Matthew Hicks is an orthopedic specialist at Fort Wayne Orthopedics as well as a former USF student-athlete. He is well known in USF athletic circles for his basketball records and earned his B.S. degree in 1987. He was inducted into the USF Athletic Hall of Fame in October 2002. During his senior season at USF, Dr. Hicks was named to both the NAIA academic and NAIA basketball All-American teams. Dr. Hicks is pleased to be assisting in the care of athletes at his alma mater and will be heading the orthopedic team from FWO.



Clay Keeley, ATC/L, MBA

Clay Keeley, ATC/L, MBA, is another Athletic Trainer at USF and will be primarily responsible for the care of the football and softball teams. Clay is a graduate of Defiance College, 2002, and Indiana Wesleyan University, 2010. He comes to USF after two years as the head athletic trainer at Paul Harding High School and five years as head athletic trainer for Hicksville and Edgerton High School. He also spent one year as the head athletic trainer for the Fort Wayne Freedom.



Tony Gambill, ATC/L, CSCS

Tony Gambill, ATC/L, CSCS, is one of The Orthopedic Hospital's Athletic Trainer at USF and the primary sports he will be responsible for will be men's soccer, men's and women's tennis, men's basketball and baseball. He started working with USF in January 2004 and has been an athletic trainer at the high school level for eight years at Bishop Dwenger, Central Noble and Paul Harding high schools. He has also worked at the professional level for three seasons in the CBA with the Fort Wayne Fury, two seasons in the NBDL with the Roanoke Dazzle and one season with the Fort Wayne Freedom.



Casey Costa, ATC/L, MA

Casey Costa, ATC/L, MA begins her third year on the USF Athletic Training staff as an Athletic Trainer. The primary sports she will be responsible for are women's soccer, volleyball, women's basketball and men's and women's track and field. Casey is a 2011 graduate of Manchester University's Athletic Training program and completed her graduate work at Central Methodist University in Fayette, Mo.



The Orthopedic Hospital sports medicine team is very pleased to provide complete medical coverage to University of Saint Francis athletes.





COUGAR FOOTBALL 2015

OPPONENTS

USF 2015 Opponent Quick Facts

All times are Fort Wayne times.

Game 1 • September 5, 2015, 7 p.m. • At Fort Wayne, IN

Olivet Nazarene University

TIGERS

School Information:

Location: Bourbonnais, Ill.
 Founded: 1907
 Enrollment: 4,612
 President : Dr. John C. Bowling
 Athletic Director: Gary Newsome
 Affiliation: NAIA
 Conference: Mid-States Football Association – Midwest League
 Nickname/Colors: Tigers / Purple & Gold
 Stadium/Capacity: Ward Field / 2,500
 Surface: UBU Sports Speed S5-M synthetic turf
 Athletics Website: www.olivet.edu/athletics

History

First Season: NA
 All-Time Record: 170-212-1
 Years in Postseason: 2 (1998 / 3-1; 2000 / 0-1)
 Record in Postseason: 3-2

Last: 2000, lost 55-6 @ Georgetown, 1st Round NAIA FCS

Football Information:

Head Coach: Brian Fish (Olivet Nazarene '97)
 Record at ONU: 13-31, 5th season
 Career Record: 13-31 / 5th season
 Office Phone: NA

Team Information:

2014 Record: 2-9, 1-4 MSFA-MWL, 5th
 Offensive Set: Spread Option
 Defensive Set: 4-3
 Starters Returning/Lost: 0/0
 Letter Winners Returning / Lost: 0 / 0
 Players to Watch: NA

Sports Information:

Director: Nick Birkey
 Office Phone: (618) 210-4518
 FAX: (815) 928-5565
 Email: nbirkey@olivet.edu
 Mailing Address:
 One University Ave.
 Bourbonnais, IL 60914

Olivet Nazarene 2015 Schedule

August
 29 Midland (Neb.)
 September
 5 @ USF (IN)
 12 Lindenwood-Belleveille (IL)
 19 Open
 26 Taylor (IN)
 October
 3 Robert Morris (IL)
 10 @ Trinity International (IL)
 17 @ Missouri Baptist (MO)
 24 Siena Heights (MI)
 31 @ St. Xavier (IL)

November

7 St. Ambrose (IA)
 14 @ USF (IL)

Olivet Nazarene 2014 Results

September
 6 @ #20 USF (IL) L 10-41
 13 Robert Morris (IL) L 16-17
 20 Concordia (MI) L 21-24
 27 @ Siena Heights (MI) L 0-7
 October
 4 Trinity International (IL) W 36-29
 11 @ #6 Grand View (IA) L 2-32
 18 St. Ambrose (IA) L 17-41
 25 @ Lindenwood-Belleveille (IL) L 7-29
 November
 1 #16 William Penn (IA) L 13-21
 8 @ Menlo (CA) W 28-21
 15 @ #6 St. Xavier (IL) L 6-36

The Series – USF leads 2-1

@ USF – USF 1-0
 2009 USF 56-7
 2015
 @ Olivet Nazarene – tied 1-1
 1998 ONU 28-24
 2010 USF 63-7

Game 2 • September 12, 2015, 7 p.m. • At Upland, IN

Taylor University

TROJANS

School Information:

Location: Upland, Ind.
 Founded: 1846
 Enrollment: 1,975
 President: Dr. Eugene Habecker
 Athletic Director: Dr. Angie Fincannon
 Affiliation: NAIA
 Conference: Mid-States Football Association–Midwest League
 Nickname/Colors: Trojans/Purple & Gold
 Stadium/Capacity: Jim Wheeler Memorial / 2,800
 Surface: Turf

History

First Year: 1948
 All-time record: 269-353-13
 Years in postseason: 2 (1998 / 0-1; 1999 / 1-1)
 Record in postseason: 1-2
 Last: 1999, won 38-12 v. Missouri Valley; lost 55-3 at Georgetown in NAIA FCS quarterfinal game.
 Postseason Record: 1-2

Football Information:

Head Coach: Ron Korfmacher
 Record at Taylor: 34-38 / 8th season
 Career Record: 34-38
 Office Phone: (765) 998-5309

Team Information:

2014 Record: 5-6, 3-3 MSFA-MEL 5th
 Offensive Set: Multiple
 Defensive Set: 4-3
 Starters Returning/Lost:
 Letter Winners Returning / Lost: 40/16
 Players to Watch: Isaac McCaughey, Jr., LB; Taylor Johnson, Jr., RB

Sports Information:

Director: Seth Mikel
 Office Phone: (765) 998-4569
 FAX: (765) 998-4590
 Email: stmikel@tayloru.edu
 Mailing Address:
 236 West Reade Avenue
 Upland, IN 46989-1001

Taylor 2015 Schedule

September
 5 Anderson (IN)
 12 USF (IN)
 19 Butler (IN)
 26 @ Olivet Nazarene (IL)
 October
 3 @ Missouri Baptist (MO)
 10 Marian (IN)
 17 @ Siena Heights (MI)
 24 Concordia (MI)
 November
 7 Lindenwood-Belleveille (IL)
 14 @ Trinity International (IL)

Taylor 2014 Results

August
 28 @ Southern Illinois L 0-45
 September
 6 @ Anderson University (IN) W 56-10
 13 #17 St. Ambrose (IA) W 23-13
 20 @ Butler L 3-38
 28 @ #15 William Penn L 10-14
 October

4 Open
 11 @ *Concordia W 43-21
 18 #8 *Robert Morris(OT) W 27-24
 25 @ *Siena Heights L 15-35
 November
 1 #13 *Marian L 14-55
 8 @ *USF (IN) L 0-42
 15 *USF (IL) W 20-14

The Series – USF leads 12-2

Stake: USF won 5
 @ Taylor (USF 5-1, Won 2)
 2002 USF 35-20
 2004 USF 46-0
 2006 USF 49-0
 2009 TU 23-16
 2011 USF 46-14
 2013 USF 20-12
 2015
 @ USF (USF 7-1, Won 7)
 1998 TU 40-18
 2003 USF 48-14
 2005 USF 55-0
 2007 USF 69-29
 2008 USF 55-7
 2010 USF 33-21
 2012 USF 21-0
 2014 USF 42-0

Game 3 • September 19, 2015, Noon • At Fort Wayne, IN

Trinity International University

TROJANS

School Information:

Location: Deerfield, Ill.
 Founded: 1897
 Enrollment: 757
 President: Dr. Craig Williford
 Athletic Director: Dr. Tony Ladd
 Affiliation: NAIA
 Conference: Mid-States Football Association-Midwest League
 Nickname/Colors: Trojans/Blue & White
 Stadium/Capacity: Leslie Frazier Field/ 2,000
 Surface: Natural Grass
 Athletics Website: www.tiutrojans.com

History:

First Season: 1892
 All-Time Record: 99-160-2
 Years in Postseason: 2 (2004 / 0-1; 1994 / 0-1)
 Postseason Record: 0-2
 Last: 2004, @ Georgetown (KY) 35-21, NAIA FCS 1st Round

Football Information:

Head Coach: Kirk Wherritt ('94)
 Record at TIU: 17-35, 6 seasons
 Career Record: 17-35 / 6 seasons
 Office Phone: (847) 687-0423

Team Information:

2014 Record: 3-7, 0-5 MWL 6th
 Offensive Set: Spread Option
 Defensive Set: 4-3
 Starters Returning/Lost: 11 / 11
 Letter Winners Returning / Lost: 42 / 23
 Players to Watch: Evan Ressler, Jr., RB

Sports Information:

Director: Greg Gorham
 Office Phone: (847) 317-7027
 FAX: (847) 317-8056
 Email: gagorham.edu
 Mailing Address:
 2065 Half Day Road
 Deerfield, IL 60015

Trinity International 2015 Schedule

August
 29 @ Trinity Bible (ND)
 September
 5 Open
 12 @ Wisconsin Lutheran
 17 Robert Morris (IL)
 26 Concordia (MI)
 October
 3 St. Ambrose (IA)
 10 Olivet Nazarene (IL)
 17 Robert Morris (IL)
 24 @ St. Xavier (IL)
 31 @ USF (IL)
 November
 7 @ Siena Heights (MI)
 14 Taylor

Trinity International 2014 Results

September
 6 @ Concordia W 49-3
 12 Wisconsin Lutheran W 49-22
 20 @ #14 USF (IL) L 30-44
 27 #19 Robert Morris L 10-37
 October
 4 @ Olivet Nazarene L 29-36
 11 St. Ambrose L 23-34
 18 #5 Grand View L 13-47
 25 Open
 November
 1 Trinity Bible W 63-21
 8 #8 St. Xavier L 23-45
 15 @ William Penn L 8-42

The Series – USF leads 4-0

@ USF
 1999 USF 54-36
 2008 USF 67-0
 2009 USF 63-7
 2015
 @ Trinity International
 2010 USF 33-6

Game 4 • September 26, 2015, 2 p.m. • At Belleville, IL

Lindenwood University - Belleville

CARDINALS

School Information:

Location: Belleville, Ill.
 Founded: 1882
 Enrollment: 3,780
 President: Dr. Jerry Bladdick
 Athletic Director: Scott Spinner
 Affiliation: NAIA
 Conference: Mid-States Football Association-Mideast League
 Nickname/Colors: Lynx/Cardinal & Gray
 Stadium/Capacity: Lindenwood Stadium/ 4,129
 Surface: Field Turf
 Athletics Website:
 www.belleville.lindenwood.edu/athletics

Football Information:

Head Coach: Jeff Fisher (Illinois Wesleyan)
 Record at Lindenwood-Belleville:
 11-20, 3 years
 Career Record: 11-20, 4th season
 Office Phone: (618) 239-6220

History:

First Season: 2012
 All-Time Record: 11-20
 Years of football: 3
 Years in NAIA Postseason: 0

Team Information:

2014 Record: 3-7
 Offensive Set: Spread Multiple
 Defensive Set: 4-3 Multiple
 Starters Returning/Lost:
 Letter Winners Returning / Lost:
 Players to Watch: NA

Sports Information:

Director: Matt Ankenbrandt
 Office Phone: (618) 239-6098
 FAX: NA
 Press Box Phone: NA
 Email: mankenbrandt@lindenwood.edu
 Mailing Address:
 600 West Main Street
 Belleville, IL 62226

LUB 2015 Schedule

September
 5 Siena Heights (MI)
 12 @ Olivet Nazarene (IL)
 19 @ St. Ambrose (IA)
 26 USF (IN)
 October
 3 Open
 10 @ Missouri Baptist
 17 Marian (IN)
 24 @ USF (IL)
 31 Robert Morris (IL)
 November
 7 @ Taylor (IN)
 14 @ Concordia (MI)

LUB 2014 Results

September
 4 Quincy (IL) L 15-29
 13 @ USF (IL) L 7-40
 20 #5 Georgetown (KY) L 14-63
 27 Missouri Baptist W 44-6
 October
 4 Open
 11 @ Missouri Science & Tech L 3-21
 18 @ Kentucky Wesleyan L 28-55
 25 Olivet Nazarene W 29-7
 November
 1 @ #23 Robert Morris L 7-37
 8 Bethel (TN) L 17-38
 15 St. Ambrose (IA) L 30-48

The Series – USF leads 1-0

@ LUB (USF leads 1-0)
 2012 USF 44-7
 2015
 @ USF (0-0)

Game 5 • October 3, 2015, 1 p.m. • At Indianapolis, IN

Marian University

KNIGHTS

School Information:

Location: Indianapolis, Ind.
 Founded: 1851
 Enrollment: 2,038
 President: Daniel J. Elsener
 Athletic Director: Steve Downing
 Affiliation: NAIA
 Conference: Mid-States Football Association-Mideast League
 Nickname/Colors: Knights/Marian Blue & Gold
 Stadium/Capacity: St. Vincent Health Field / 3,000
 Surface: ProGrass
 Athletics Website: www.muknights.com

HISTORY:

First Season: 2007
 All-Time Record: 65-31
 Years in Postseason: 3 (2011 / 2-1; 2012 / 4-0; 2014 / 3-1)
 Postseason Record: 9-2
 Last: 2014 – def. #10 Georgetown (KY) 34-3; won at #2 Grand View (IA) 34-6;

won at #4 Morningside (IA) 41-21; lost to #8 Southern Oregon 55-31 in NAIA FCS title game.

Football Information:

Head Coach: Mark Henninger (Wittenberg University '96)
 Record at Marian: 17-8 / 3 seasons
 Career Record: 43-34 / 7 years
 Office Phone: (317) 955-6772

Team Information:

2014 Record: 11-3, 5-1 MSFA MEL 1st-T
 Offensive Set: Multiple
 Defensive Set: Multiple
 Starters Returning/Lost: 7 / 15
 Letter Winners Returning: 102 / 38
 Players to Watch: NA

Sports Information:

Director: Dr. Geoff Sherman
 Office Phone: (317) 955-6125
 FAX: (317) 955-6121

Email: gsherman@marian.edu
 Mailing Address:
 3200 Cold Spring Road
 Indianapolis, IN 46222

2015 Marian Schedule

August
 29 @ St. Xavier (IL)
 September
 5 Open
 12 U. of Indianapolis
 19 @ Robert Morris (IL)
 20 @ Grand View
 26 Missouri Baptist
 October
 3 USF (IN)
 10 @ Taylor (IN)
 17 @ Lindenwood-Belleville (IL)
 24 Open
 31 @ Concordia (MI)
 November
 7 USF (IL)
 15 Siena Heights (MI)

Marian 2014 Results

September
 6 #16 St. Xavier L 38-65
 13 @ UW-Oshkosh W 24-20
 20 @ #1 Grand View W 31-18
 27 Open
 October
 4 @ #12 *Robert Morris L 7-20
 11 *Siena Heights W 26-7
 18 #6 William Penn W 37-14
 25 @ #25 *USF (IL) W 22-19
 November
 1 @ *Taylor W 55-14
 8 *Concordia W 44-7
 15 *USF (IN) W 55-18
 NAIA FCS
 22 #10 Georgetown (KY) W 34-3
 29 @ #2 Grand View (IA) W 34-6
 December
 6 @ #4 Morningside (IA) W 41-21
 19 v. #8 Southern Oregon+ L 31-55

The Series – USF leads 5-4

@ Marian (MU leads 3-2, Won 3)
 2008 USF 63-14
 2010 USF 28-25
 2012 MU 45-38
 2012 MU 45-34
 2014 MU 55-18
 2015
 @ USF (USF leads 3-1, Won 1)
 2007 USF 57-3
 2009 USF 28-7
 2011 MU 40-13
 2013 USF 41-24

+ -- NAIA FCS Championship Game

Game 6 • October 10, 2015, Noon • At Fort Wayne, IN

Siena Heights University

SAINTS

School Information:

Location: Adrian, Mich.
 Founded: 1919
 Enrollment: 2,307
 President: Sr. Peg Albert, OP, Ph.D.
 Athletic Director: Fred Smith
 Affiliation: NAIA
 Conference: Mid-States Football Association-Mideast League
 Nickname/Colors: Saints/Blue & Yellow
 Stadium/Capacity: O'Laughlin / 3,000
 Surface: FieldTurf
 Athletics Website:
www.sienaheights.edu/athletics

History:

First Year: 2012
 All-Time Record: 15-15

Football Information:

Head Coach: Jim Lyall (Michigan '74)
 Record at Siena Heights: 15-15
 Career Record: 114-107, 23 seasons
 Office Phone: (517) 264-7833

Team Information:

2014 Record: 6-4, 5-1 MSFA MEL
 T-1st
 Offensive Set: Multiple
 Defensive Set: 4-2
 Starters Returning / Lost: 0 / 0
 Letter Winners Returning/Lost: 0 / 0
 Players to Watch: Donovan Campbell, Jr., TE; Raphael Dunson, Jr., RB;
 WR; Lyle VanFleteren, Jr., TE; Trenton Bragg, Jr., LB; Tyler Karcher, Jr., ILB.

Sports Information:

Director: Josh Reilly
 Office Phone: (517) 264-7843
 FAX: NA
 Email: jreilly@sienaheights.edu
 Mailing Address:
 1247 East Siena Heights Drive
 Adrian, MI 49221

2015 Siena Heights Schedule

September
 5 @ Lindenwood-Belleville (IL)
 12 Missouri Baptist
 19 Concordia (MI)
 26 @ St. Xavier (IL)
 October
 3 Open
 10 @ USF (IN)
 17 Taylor
 24 @ Olivet Nazarene (IL)
 31 St. Ambrose (IA)
 November
 7 Trinity International (IL)
 14 @ Marian (IN)
 15 @ Grand View (IA)

2014 Siena Heights Results

September
 6 @ Virginia Union L 0-12
 13 St. Joseph's (IN) L 7-27
 20 Open
 27 Olivet Nazarene W 7-0
 October
 4 @ #15 *USF (IN) W 27-21
 11 @ #22 *Marian L 7-26
 18 *Concordia W 33-3
 25 *Taylor W 35-15
 November
 1 @ *USF (IL) W 19-14
 8 #17 *Robert Morris W 31-14
 15 @ #3 Grand View (IA) L 7-56

The Series – USF leads 2-1

@ Siena Heights (USF leads 1-0)
 2013 USF 28-17

@ USF (tied 1-1)

2012 USF 31-7
 2014 SHU 27-21



Game 7 • October 17, 2015, Noon • At Fort Wayne, IN

Concordia University

CARDINALS

School Information:

Location: Ann Arbor, Mich.
 Founded: 1963 (as junior college; 1976 became 4-year institution)
 Enrollment: 750
 President: Dr. Patrick T. Ferry
 Athletic Director: Lonnie Pries
 Affiliation: NAIA
 Conference: Mid-States Football Association-Mideast League
 Nickname/Colors: Cardinals/Red, Black
 Stadium/Capacity: River Rat Stadium
 Ann Arbor Huron High School / 5,000
 Surface: Turf
 Athletics Website:
www.concordiacardinals.com

History:

First Season: 2011
 All-Time Record: 4-37
 Years in Postseason: None

Football Information:

Head Coach: Lonnie Pries (Concordia-Chicago, '93)
 Record at Concordia: 4-17
 Career Record: 47-46 / 9 seasons
 Office Phone: (734) 904-4685

Team Information:

2014 Record: 3-8, 0-6 MSFA MEL, 7th
 Offensive Set: Spread Coast
 Defensive Set: 4-2-5
 Starters Returning/Lost: 12 / 10
 Letter Winners Returning: 3 / 1
 Players to Watch: DeMario Burton, So., WR

Sports Information:

Director: Zachary Johnston
 Office Phone: (616) 902-3563
 FAX: (734) 995-4883
 Email: johnsz@cuaa.edu
 Mailing Address:
 4090 Geddes Rd.
 Ann Arbor, MI 48105

Concordia 2015 Schedule

September
 5 St. Ambrose (IA)
 12 @ Anderson (IN)
 19 @ Siena Heights (MI)
 26 @ Trinity International (IL)
 October
 3 USF (IL)
 10 St. Xavier (IL)
 17 @ USF (IN)
 24 @ Taylor (IN)
 31 Marian (IN)
 November
 7 @ Missouri Baptist
 14 Lindenwood-Belleville (IL)

Concordia 2014 Results

September
 6 Trinity International (IL) L 3-49
 13 Anderson W 23-18
 20 @ Olivet Nazarene W 24-21
 27 St. Ambrose L 10-32
 October
 4 @ #16 USF (IL) L 14-34
 11 Taylor (IN) L 21-43
 18 @ Siena Heights L 3-33
 25 Maranatha Baptist Bible W 62-0
 November
 1 USF (IN) L 14-30
 9 @ #11 Marian L 7-44
 16 Robert Morris L 6-17

The Series – USF leads 4-0

@ Concordia (USF 2-0)
 2011 USF (IN) W 69-0
 2014 USF (IN) W 30-14

@ USF (2-0)

2012 USF (IN) W 76-14
 2013 USF (IN) W 54-0



Game 8 • October 25, 2015, 2 p.m. • At Chicago, IL

Robert Morris University

EAGLES

School Information:

Location: Chicago, Ill.
 Founded: 1965
 Enrollment: 7,010
 President: Michael P. Viollt
 Athletic Director: Megan Smith Eggert
 Affiliation: NAIA
 Conference: Mid-States Football Association-Mideast League
 Nickname/Colors: Eagles/Maroon & Gold
 Stadium/Capacity: Morris Field / 5,000
 Surface: Field Turf
 Athletics Website: www.rmueagles.com

History:

First Season: 2012
 All-Time Record: 19-11
 Years in NAIA Playoffs: 0

Football Information:

Head Coach: Jared Williamson
 (Mayville State '06)
 Record at RMU: 19-11, 2 years
 Career Record: 19-11
 Office Phone: (312) 935-4549

Team Information:

2014 Record: 8-3, 3-3 MSFA-MEL, 4th-T
 Offensive Set: NA
 Defensive Set: NA
 Starters Returning/Lost: 20/2
 Letter Winners Returning / Lost: 64 / 5NA
 Players to Watch: Lamont Wims, Sr., RB; Jeremy Robinson, Sr., DB.

Sports Information:

Director: Tom Czop
 Office Phone: (312) 935-4110
 FAX: NA
 Email: tczop@robertmorris.edu
 Mailing Address:
 401 South State Street
 Chicago, IL 60605

Robert Morris University 2015 Schedule

September
 5 UW-Oshkosh
 12 @ Valley City State
 19 Marian
 26 USF (IL)

October

3 @ Olivet Nazarene
 10 Open
 17 @ Trinity International
 24 USF (IN)
 31 @ Lindenwood-Belleville
 November
 7 St. Xavier
 14 @ St. Ambrose

Robert Morris University 2014 Results

September
 6 @ UW-Oshkosh W 27-19
 13 @ Olivet Nazarene W 17-16
 20 #10 St. Xavier W 27-24
 27 @ Trinity International W 37-10

October

4 #19 Marian W 20-7
 11 #14 USF (IL) W 12-7
 18 Taylor OT L 24-27
 25 @ USF (IN) L 20-38
 November
 1 Lindenwood-Belleville W 37-7
 8 @ Siena Heights L 14-31
 16 @ Concordia W 17-6



Game 9 • November 7, 2015, Noon • At Fort Wayne, IN

Redemption Christian Academy

VIKINGS

School Information:

Location: Des Moines, Iowa
 Founded: 1896
 Enrollment: 2,300
 President: Kent Henning
 Athletic Director: Troy Plummer
 Affiliation: NAIA
 Conference: Mid-States Football Association-Midwest League
 Nickname/Colors: Vikings/Red & White
 Stadium/Capacity: Williams Stadium/8,000
 Surface: Turf
 Athletics Website: www.gvikings.com

History:

First Season: 2009
 All-Time Record: 46-22
 Years in NAIA Postseason: 2
 Last: 2013
 Postseason Record: 5-1

Team Information:

2013 Record: 14-0, 6-0 MSFA MWL, 1st
 Offensive Set: Pro-style
 Defensive Set: 3-3
 Starters Returning/Lost: 15 / 10
 Letter Winners Returning / Lost: NA
 Players to Watch: Brady Roland, Jr., WR

Sports Information:

Director: Molly Brown
 Office Phone: (515) 263-6040
 FAX: 515-263-6040
 Press Box Phone: NA
 Email: mabrown@grandview.edu
 Mailing Address:
 1200 Grandview Ave.
 Des Moines, IA 50316

Redemption Christian 2015 Schedule

September
 5 @ Southern Virginia
 12 @ Livingstone (NC)
 18 @ UM-Eastern Shore (MD)
 26 College of Faith (NC)

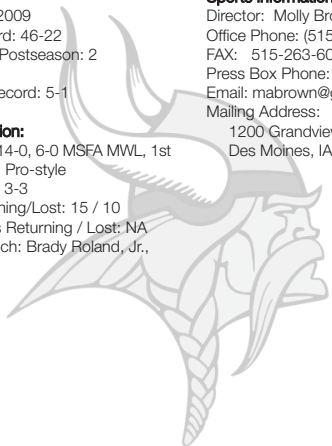
October
 3 @ Webber International (FL)
 10 TBD
 17 TBD
 24 @ Ohio Dominican
 31 TBD

November
 7 @ USF (IN)
 14 Central International

Redemption Christian 2014 Results

Did not compete in 2013

The Series – First meeting in 2015



Game 10 • November 14, 2015, 2 p.m. • At St. Louis, MO

Missouri Baptist University

SPARTANS

School Information:

Location: St. Louis, Mo.
 Founded: 1964
 Enrollment: 3,850
 President: Dr. R. Alton Lacey
 Athletic Director: Dr. Thomas Smith
 Affiliation: NAIA
 Conference: Mid-States Football Association – Midwest League; American Midwest Conference
 Nickname/Colors: Spartans/Navy & White
 Stadium/Capacity: Christian Brothers College High School /
 Surface:
 Athletics Website:
 www.mbuspartans.com

Football Information:

Head Coach: Jason Burianek (Colorado '03)
 Record at MBU: 0-0, 1st season
 Career Record: 0-0 / 1st season
 Office Phone: NA

Team Information:

2014 Record: 1-10
 Offensive Set: Spread Option
 Defensive Set: 4-3
 Starters Returning/Lost: 0/0
 Letter Winners Returning / Lost: 0 / 0
 Players to Watch: NA

Sports Information:

Director: Brad Cygan
 Office Phone: (618) 210-4518
 FAX: NA
 Email: cyganb@mobap.edu
 Mailing Address:
 1 College Park Drive
 St. Louis, MO 63141

Missouri Baptist 2015 Schedule


August
 29 Bethel (TN)
 September
 5 Open
 12 @ Siena Heights (MI)
 19 @ USF (IL)
 26 @ Marian (IN)
 October
 3 Taylor (IN)
 10 Lindenwood-Belleville (IL)
 17 Olivet Nazarene (IL)
 24 @ St. Ambrose (IA)
 31 Haskell Indiana Nations (OK)
 November
 7 Concordia (MI)
 14 USF (IN)

Missouri Baptist 2014 Results

August
 28 @ Southeast Missouri State L 0-77
 September
 4 @ USF (IN) L 10-42
 13 @ Oklahoma Baptist L 7-59
 20 William Penn (IA) L 20-51
 27 @ Lindenwood-Belleville (IL) L 6-44
 October
 4 @ Southwest Baptist (MO) L 0-56
 11 @ Valparaiso (IN) L 7-55
 18 @ Tiffin (OH) L 13-53
 25 Arizona Christian L 13-38
 November
 1 Haskell Indiana Nations W 34-10
 8 @ Campbell (KY) L 7-66

The Series – USF leads 1-0

@ USF
 2014 USF W 42-10
 @ MBU
 2015 1st Meeting





COUGAR FOOTBALL 2015

GAME BY GAME

2014 USF SCORING SUMMARIES GAME by GAME

Game 1: #6 USF 42, Missouri Baptist 10 Thurs., Sept. 4, 2014 At Fort Wayne, Ind. / USF

Score	1	2	3	4	Final
Missouri Baptist (0-1)	0	3	0	7	10
USF (1-0)	7	28	7	0	42

Scoring Summary

First Quarter
03:06 USF - Bradley Jarzab 5 yd run (Ryan Nix kick), 11-61 3:40, MBU 0 - USF 7

Second Quarter
10:51 USF - Seth Stuart 1 yd run (Ryan Nix kick), 12-73 4:09, MBU 0 - USF 14
07:27 USF - Antoin Campbell 10 yd run (Ryan Nix kick), 6-66 1:44, MBU 0 - USF 21
02:08 MBU - Alex McGlassion 30 yd field goal, 10-62 5:19, MBU 3 - USF 21
01:17 USF - Cam Smith 67 yd pass from Nick Ferrer (Ryan Nix kick), 3-98 0:42, MBU 3 - USF 28
00:27 USF - Akeim Kelsaw 20 yd pass from Nick Ferrer (Ryan Nix kick), 5-32 0:28, MBU 3 - USF 35

Third Quarter
11:52 USF - Aaron Harris 2 yd run (Ryan Nix kick), 4-50 1:01, MBU 3 - USF 42

Fourth Quarter
10:53 MBU - JP Lowery 2 yd run (Alex McGlassion kick), 8-80 3:58, MBU 10 - USF 42

Team Statistics

	MBU	USF
FIRST DOWNS.....	13	29
RUSHES-YARDS (NET).....	41-182	51-318
PASSING YDS (NET).....	64	239
Passes Att-Comp-Int.....	15-6-0	36-19-1
TOTAL OFFENSE PLAYS-YARDS.....	56-246	87-557
Fumble Returns-Yards.....	0-0	0-0
Punt Returns-Yards.....	0-0	1-7
Kickoff Returns-Yards.....	2-28	3-90
Interception Returns-Yards.....	1-12	0-0
Punts (Number-Avg).....	8-33.5	1-39.0
Fumbles-Lost.....	3-1	3-2
Penalties-Yards.....	5-29	4-31
Possession Time.....	27:26	32:34
Third-Down Conversions.....	5 of 15	10 of 13
Fourth-Down Conversions.....	0 of 0	0 of 1
Red-Zone Scores-Chances.....	2-3	5-6
Sacks By: Number-Yards.....	2-10	2-16

Individual Statistics

RUSHING: Mo. Baptist-JP Lowery 19-117; DeMarco Billups 8-46; Antoryio Barton 12-30; TEAM 1-minus 2; Jordan Norwine 1-minus 9. USF-Antoin Campbell 11-96; Aaron Harris 7-54; Bradley Jarzab 4-42; Jared Knous 5-34; J. Nicodemus 6-21; Zac Bo Haydock 2-18; DJ Manning 6-18; Seth Stuart 3-17; W. Hunsucker 2-13; Garrett Harvey 4-13; Nick Ferrer 1-minus 8.

PASSING: Mo. Baptist-DeMarco Billups 6-15-0-64; Jordan Norwine 0-0-0-0. USF -W. Hunsucker 11-21-0-113; Nick Ferrer 5-9-1-105; Bradley Jarzab 3-6-0-21.

RECEIVING: Mo. Baptist-Cole Lema 2-22; T. Brunson 1-14; Kalen Petty 1-12; Jordan Ritchie 1-8; Alexis Nunley 1-8. USF -Cam Smith 4-94; Seth Coate 3-27; John Naumcheff 3-23; C. Appenzeller 2-31; Akeim Kelsaw 2-30; Matt Noll 1-16; Colin Harruff 1-6; Seth Stuart 1-5; Charles Gaston 1-4; Antoin Campbell 1-3.

INTERCEPTIONS: Mo. Baptist-Daniel Foster 1-12. USF -None.

FUMBLES: Mo. Baptist-Antoryio Barton 2-1; JP Lowery 1-0. Saint Francis, Ind.-Aaron Harris 1-0; Antoin Campbell 1-1; J. Nicodemus 1-1.

SACKS: (UA-A): Mo. Baptist-Markus Gray 2-0. USF -Dru Durnell 1-0; Jeffrey Jones 0-1; Kyle Mathewson 0-1.

TACKLES: (UA-A): Mo. Baptist-Keithige Allen 2-9; Daniel Foster 6-4; Tremont Davis 2-7; Chris Emere 6-2; Randy Hunt 5-3; B. Broussard 2-5; Shawn Geary 1-4; Connor Bomstad 2-2; Markus Gray 2-2; James McMahon 1-3; Kevin Gude 2-1; Maleek Ross 1-2; Nathaniel Wurmb 0-3; Miquan Robinson 0-3; S. Marton 0-3; Jordan Houston 0-2; Johnroy Curry 1-0; Cole Lema 1-0; Nate Rifkin 1-0; Jacob Delzer 1-0; Brandon Wright 0-1; Henry Epenesa 0-1; C. Buford 0-1; Daniel Dixon 0-1; Seth Nickles 0-1. USF -Lucas Sparks 3-4; Kyle Mathewson 1-4; K. Thompson 0-4; Dru Durnell 2-1; Micah Noble 1-2; Na'Shawn Lewis 1-2; Joey Dynako 1-2; Elliott Nelson 1-2; Zach Bruce 1-2; Jeffrey Jones 0-3; D. Kaplanis 0-3; Keith Harris 0-3; Cale Tabler 0-3; Kory Stamps 1-1; Matt Muncy 1-1; Brandon Almond 1-1; Steve Kiermaier 1-1; Jalen McIntyre 0-2; Shannon Swain 0-2; Andrew Hunt 0-2; Mike Brevard 0-2; Jamael Green 0-2; Lee Stewart 0-1; Tony Allen 0-1; Spencer Cowherd 0-1; C. Johnson 0-1; Aaron Harris 0-1.

STADIUM: Bishop D'Arcy **ATTENDANCE:** 2,850
KICKOFF TIME: 7:01 **END OF GAME:** 9:45 **TOTAL ELAPSED TIME:** 2:44
OFFICIALS: Referee: Brandon Bushee; Umpire: Scott Bova; Linesman: Jeremy Huckstep;
LINE JUDGE: Rob Vancyk; Back judge: Mike Freeman; Field judge: Jim Toth;

SIDE JUDGE: Ron Cherry; **Scorer:** Bob Spychalski;
TEMPERATURE: 83 **WIND:** calm **WEATHER:** HUMID, clds & sun

POST-GAME NOTES: First game on a Thursday in 17 seasons . . . USF wins 16th consecutive home opening game...15th consec. season-opening win ... Campbell moves up to #4 on USF career rushing list with 2,371 yds passing Luther Stroder (2000-03, 2,311) . . . USF improves to 20-7 in 1st time meeting games at home

Game 2: William Penn 28, @ #6 USF 27 Sat., Sept. 13, 2014 At Fort Wayne, Ind., Bishop D'Arcy Stadium

Score	1	2	3	4	Final
William Penn (2-1)	13	0	7	8	28
USF (1-1)	6	14	0	7	27

Scoring Summary

First Quarter
12:21 WPU - Evan Ressler 3 yd run (Ante Rogic kick blocked), 3-78 0:53, WPU 6 - USF 0
08:27 USF - Akeim Kelsaw 10 yd pass from W. Hunsucker (Ryan Nix kick failed), 9-65 3:49, WPU 6 - USF 6
03:24 WPU - Michael Thomas 8 yd run (Ante Rogic kick), 10-67 4:58, WPU 13 - USF 6

Second Quarter
13:04 USF - Akeim Kelsaw 20 yd pass from W. Hunsucker (Ryan Nix kick), 2-23 0:30, WPU 13 - USF 13
09:28 USF - Seth Coate 60 yd pass from W. Hunsucker (Ryan Nix kick), 1-60 0:09, WPU 13 - USF 20

Third Quarter
03:18 WPU - Sam Tvedt 0 yd fumble recovery (Ante Rogic kick), 4-9 1:58, WPU 20 - USF 20

Fourth Quarter
14:54 USF - Antoin Campbell 5 yd run (Ryan Nix kick), 8-86 3:19, WPU 20 - USF 27
01:38 WPU - Evan Ressler 2 yd run (K. Patterson pass from Hunter Collins), 10-80 5:01, WPU 28 - USF 27

Team Statistics

	WPU	USF
FIRST DOWNS.....	26	18
RUSHES-YARDS (NET).....	73-477	25-94
PASSING YDS (NET).....	22	262
Passes Att-Comp-Int.....	6-4-0	33-18-3
TOTAL OFFENSE PLAYS-YARDS.....	79-499	58-356
Fumble Returns-Yards.....	0-0	0-0
Punt Returns-Yards.....	0-0	0-0
Kickoff Returns-Yards.....	4-59	5-75
Interception Returns-Yards.....	3-37	0-0
Punts (Number-Avg).....	4-20.5	2-49.5
Fumbles-Lost.....	3-1	1-0
Penalties-Yards.....	8-68	2-10
Possession Time.....	38:52	21:08
Third-Down Conversions.....	5 of 13	5 of 11
Fourth-Down Conversions.....	2 of 3	0 of 2
Red-Zone Scores-Chances.....	4-7	3-4
Sacks By: Number-Yards.....	1-5	1-8

Individual Statistics

RUSHING: William Penn-Michael Thomas 19-131; J. Stewart 5-91; Sam Tvedt 8-89; Hunter Collins 13-70; Evan Ressler 18-69; Tyler Hafner 3-12; Tyler Goble 4-10; Aaron Osborne 2-7; TEAM 1-minus 2. USF -Antoin Campbell 16-60; Aaron Harris 4-35; J. Nicodemus 1-1; W. Hunsucker 3-0; TEAM 1-minus 2.

PASSING: William Penn-Hunter Collins 3-5-0-17; Tyler Hafner 1-1-0-5. USF -W. Hunsucker 18-33-3-262.

RECEIVING: William Penn-J. Stewart 2-7; Aaron Osborne 1-10; Nathan Tvedt 1-5. USF -Seth Coate 4-75; Akeim Kelsaw 4-56; C. Appenzeller 3-51; Seth Stuart 3-44; Cam Smith 3-33; Colin Harruff 1-3.

INTERCEPTIONS: William Penn-J. Basiliere 1-27; Isaac Samek 1-10; Deshon Conley 1-0. USF -None.

FUMBLES: William Penn-J. Stewart 1-0; Michael Thomas 1-1; Sam Tvedt 1-0. USF -J. Nicodemus 1-0.

STADIUM: Bishop D'Arcy Stadium **ATTENDANCE:** 2,583
KICKOFF TIME: 12:00 **END OF GAME:** 2:37 **TOTAL ELAPSED TIME:** 2:37
OFFICIALS: Referee: Scott Bova; Umpire: Jim Scifres; Linesman: Frank Bullock; Line judge: Brian Bolinger; Back judge: Tim Streit; Field judge: Matt Edwards; Side judge: Kyle Hunt; Scorer: Bob Spychalski;
TEMPERATURE: 52 **Wind:** WNW 11 **Weather:** Sun, clds, brzy
SACKS: (UA-A): William Penn-Hunter Barry 1-0. USF -Keith Harris 1-0.
TACKLES: (UA-A): William Penn-Isaac Samek 3-8; Hunter Barry 5-1; Kevin Shrauger 3-2; Keshun Cowan 3-2; Carl Lewis 0-5; Keegan Murphy 2-1; Scott Adams 2-1; Deshon Conley 1-2; Antonio Brown 1-1; Clayton Ternaat 1-1; Doug Hale 0-2; Greg Hale 0-2; Jake Baptiste 0-2; Joseph Frye 0-2; Travis Provo 1-0; Kyle Nitz 0-1; Mason Rohr 0-1; Cameron Colbert 0-1; Tyler Goble 0-1. USF -Kyle Mathewson 4-10; Joey Dynako 3-11; Cale Tabler 5-7; Elliott Nelson 4-4; Na'Shawn Lewis 3-5;

Jason Gardner 1-7; Jamael Green 3-4; Zach Bruce 3-3; Jeffrey Jones 0-6; Brandon Almond 2-3; K. Thompson 1-4; Koree Terrell 2-2; Kory Stamps 3-0; Steve Kiermaier 2-0; Mike Brevard 1-1; Keith Harris 1-1; Micah Noble 0-2; Taylor Hastings 1-0; Cam Smith 1-0; T. Howard-Smith 1-0; Lucas Sparks 0-1; Tony Allen 0-1.

POST-GAME NOTES: WPU's 1st win in 7th meeting with USF...2nd time USF has lost to an unranked team in last 5 hm games...397th career gm for USF Coach Kevin Donley...2nd time WPU has played at USF... USF won in 2007 ... USF 2nd consec. loss to Iowa opponent

Game 4: #8 Grand View 21, @ #9 USF 9
Sat., Sept. 27, 2014 At Fort Wayne, Ind., Bishop D'Arcy Stadium

Score	1	2	3	4	Final
Grand View (3-1)	7	0	7	7	21
USF (2-2)	3	6	0	0	9

Scoring Summary

First Quarter
07:57 USF - Ryan Nix 20 yd field goal, 10-61 3:36, GVU 0 - USF 3
03:57 GVU - Brady Roland 51 yd pass from Derek Fulton (Brett Johnson kick), 3-54 0:46, GVU 7 - USF 3
Second Quarter
10:08 USF - Ryan Nix 27 yd field goal, 15-74 5:07, GVU 7 - USF 6
03:00 USF - Ryan Nix 30 yd field goal, 7-17 3:24, GVU 7 - USF 9
Third Quarter
09:36 GVU - Derek Fulton 59 yd run (Brett Johnson kick), 6-82 2:40, GVU 14 - USF 9
Fourth Quarter
02:08 GVU - Charles Badgett 44 yd run (Brett Johnson kick), 3-52 1:35, GVU 21 - USF 9

Team Statistics

	GVU	USF
FIRST DOWNS.....	16	20
RUSHES-YARDS (NET).....	43-188	36-63
PASSING YDS (NET).....	173	214
Passes Att-Comp-Int.....	30-17-2	46-24-3
TOTAL OFFENSE PLAYS-YARDS.....	73-361	82-277
Fumble Returns-Yards.....	0-0	0-0
Punt Returns-Yards.....	0-0	1-5
Kickoff Returns-Yards.....	2-36	3-62
Interception Returns-Yards.....	3-17	2-11
Punts (Number-Avg).....	7-36.4	4-40.5
Fumbles-Lost.....	2-1	1-0
Penalties-Yards.....	9-62	2-10
Possession Time.....	27:49	40:47
Third-Down Conversions.....	8 of 19	9 of 20
Fourth-Down Conversions.....	2 of 2	0 of 2
Red-Zone Scores-Chances.....	0-0	3-3
Sacks By: Number-Yards.....	4-22	4-48

Individual Statistics

RUSHING: Grand View-Charles Badgett 13-88; Derek Fulton 14-53; D. Ballentine 8-39; Andrew Harvey 4-12; Jordan Cheatem 1-1; Brady Roland 1-minus 1; TEAM 2-minus 4. USF -Antoin Campbell 21-78; Aaron Harris 3-13; J. Nicodemus 1-2; C. Appenzeller 1-2; Seth Stuart 2-minus 1; TEAM 1-minus 2; Nick Ferrer 7-minus 29.
PASSING: Grand View-Derek Fulton 17-30-2-173. USF -Nick Ferrer 23-45-3-203; Bradley Jarzab 1-1-0-11.
RECEIVING: Grand View-Brady Roland 5-71; Keonte White 5-32; Jackson Petz 3-25; Charles Badgett 2-3; Davion Hurst 1-26; Jacob Stacy 1-16. USF -Cam Smith 7-73; C. Appenzeller 6-43; Akeim Kelsaw 5-38; Antoin Campbell 3-26; Seth Coate 1-19; Matt Noll 1-12; Seth Stuart 1-3.
INTERCEPTIONS: Grand View-Alex Brammer 1-16; Kenny Jones 1-1; Kelvin Gilkey 1-0. USF -Koree Terrell 1-11; Cale Tabler 1-0.
FUMBLES: Grand View-Derek Fulton 2-1. USF -Nick Ferrer 1-0.
STADIUM: Bishop D'Arcy **ATTENDANCE:** 2577
KICKOFF TIME: 12:00 **END OF GAME:** 2:41 **TOTAL ELAPSED TIME:** 2:41
OFFICIALS: Referee: Larry Trexler; Umpire: Scott Bova; Linesman: Chris Kleifgen; Line judge: Tom Fox; Back judge: Zach Hooten; Field judge: Gary Hooten; Side judge: Scott Krafft; Scorer: Bob Spychalski.
TEMPERATURE: 67 **WIND:** ENE 6mph **WEATHER:** hi clouds hazy sun
SACKS: (UA-A): Grand View-Brandon Johnson 2-0; Dashawn Cason 1-0; Mike Erpelding 1-0. USF -Joey Dynako 1-1; Kyle Mathewson 1-1; Zach Bruce 1-0.
TACKLES: (UA-A): Grand View-Josh Calmer 11-8; Dashawn Cason 5-4; Kenny Jones 3-4; Brandon Johnson 3-4; Alex Brammer 2-5; Hutch Burns 2-4; Mike Erpelding 4-1; Alex Bartlett 2-2; Marcus Benton 1-3; Adam Wenck 0-4; Lance Maxwell 1-2; Kelvin Gilkey 1-1; Evan Johnson 1-1; Andre McKay 1-0; Daniel Hupke 1-0; Tyler Pavich 1-0; Jaleil Davis 0-1; Sam Slack 0-1; Bryan Varisco 0-1; Jackson Paine 0-1; Aubrey Roland 0-1. USF -Kyle Mathewson 6-4; Joey Dynako 4-2; Cale Tabler 1-5; Kory Stamps 3-2; Steve Kiermaier 1-4; K. Thompson 3-1; Elliott Nelson 3-1; Jason Gardner 3-1; Zach Bruce 2-2; Jamael Green 1-3; Spencer Cowherd 0-4; Keith Harris 2-1; Brandon Almond 1-2; Mike Brevard 0-3; Na'Shawn Lewis 2-0; Lucas Sparks 0-2; Koree Terrell 0-2; Jeffrey Jones 0-2; Antoin Campbell 1-0; T. Howard-Smith 1-0; Aaron Harris 0-1; Dru Durnell 0-1.
POST-GAME NOTES: GVU won for the 17th time in 18 games and is 2-0 vs. USF . . . GVU moves out of MSFA in 2015 into Heart of America Conference . . .

Game 5: Siena Heights 27, @ #15 USF 21
Sat., Oct. 4, 2014 At Fort Wayne, Ind., Bishop D'Arcy Stadium

Score	1	2	3	4	Final
Siena Heights (2-2, 1-0 MEL)	0	14	3	10	27
USF (2-3, 0-1 MEL)	0	7	7	7	21

Scoring Summary

First Quarter
Second Quarter
2nd 13:24 SHU - Travis Damron 2 yd run (Matt Horton kick), 5-71 2:13, SHU 7 - USF 0
08:43 USF - Antoin Campbell 6 yd run (Ryan Nix kick), 3-42 0:50, SHU 7 - USF 7
01:54 SHU - Travis Damron 1 yd run (Matt Horton kick), 6-40 2:26, SHU 14 - USF 7
Third Quarter
12:29 SHU - Matt Horton 23 yd field goal, 7-39 2:31, SHU 17 - USF 7
02:38 USF - Cam Smith 84 yd pass from W. Hunsucker (Ryan Nix kick), 3-77 1:27, SHU 17 - USF 14
Fourth Quarter14:02 SHU - Raphael Dunson 10 yd pass from T. Zajkowski (Matt Horton kick), 8-79 3:31, SHU 24 - USF 14
09:58 USF - Seth Coate 50 yd pass from W. Hunsucker (Ryan Nix kick), 3-62 0:30, SHU 24 - USF 21
04:07 SHU - Matt Horton 20 yd field goal, 13-72 5:51, SHU 27 - USF 21

Team Statistics

	SHU	USF
FIRST DOWNS.....	25	9
RUSHES-YARDS (NET).....	47-222	21-29
PASSING YDS (NET).....	268	182

Game 3: #12 USF 27, @ #25T St. Ambrose 13
Sat., Sept. 20, 2014 At Davenport, Iowa, Brady Street Stadium

Score	1	2	3	4	Final
USF (2-1)	14	7	6	0	27
St. Ambrose (0-2)	0	7	0	6	13

Scoring Summary

First Quarter
10:11 USF - Seth Coate 11 yd pass from Nick Ferrer (Ryan Nix kick), 8-55 2:45, USF 7 - SAU 0
04:50 USF - Matt Noll 17 yd pass from Nick Ferrer (Ryan Nix kick), 5-28 1:24, USF 14 - SAU 0
Second Quarter
10:48 SAU - Ryan Byrne 17 yd pass from Patrick Smith (Matt Cotiguala kick), 15-80 4:46, USF 14 - SAU 7
01:15 USF - Cam Smith 11 yd pass from Nick Ferrer (Ryan Nix kick), 8-84 1:25, USF 21 - SAU 7
Third Quarter
11:54 USF - Ryan Nix 28 yd field goal, 11-56 2:58, USF 24 - SAU 7
03:34 USF - Ryan Nix 22 yd field goal, 11-49 4:07, USF 27 - SAU 7
Fourth Quarter
14:22 SAU - Joey Zito 1 yd run (Matt Cotiguala kick failed), 6-33 1:21, USF 27 - SAU 13

Team Statistics

	USF	SAU
FIRST DOWNS.....	24	24
RUSHES-YARDS (NET).....	30-98	48-126
PASSING YDS (NET).....	300	265
Passes Att-Comp-Int.....	51-28-0	46-27-1
TOTAL OFFENSE PLAYS-YARDS.....	81-398	94-391
Fumble Returns-Yards.....	0-0	0-0
Punt Returns-Yards.....	0-0	2-65
Kickoff Returns-Yards.....	3-52	1-9
Interception Returns-Yards.....	1-2	0-0
Punts (Number-Avg).....	7-38.9	7-32.1
Fumbles-Lost.....	0-0	1-0
Penalties-Yards.....	2-20	4-55
Possession Time.....	28:45	31:15
Third-Down Conversions.....	9 of 20	11 of 21
Fourth-Down Conversions.....	1 of 1	0 of 2
Red-Zone Scores-Chances.....	5-6	2-5
Sacks By: Number-Yards.....	8-45	3-10

Individual Statistics

RUSHING: USF -Antoin Campbell 18-88; Aaron Harris 4-11; Jason Nicodemus 3-5; Nick Ferrer 3-minus 3; Bradley Jarzab 2-minus 3. St. Ambrose-Joey Zito 18-62; Tyler Hovious 7-32; Cory Schaab 10-23; Ryan Byrne 4-6; Patrick Smith 9-3.
PASSING: USF -Nick Ferrer 28-51-0-300; Bradley Jarzab 0-0-0-0. St. Ambrose-Cory Schaab 15-26-0-149; Patrick Smith 12-19-1-116; TEAM 0-1-0-0.
RECEIVING: USF -Cam Smith 10-108; C. Appenzeller 7-48; Seth Coate 3-27; Akeim Kelsaw 3-15; Matt Noll 2-57; Seth Stuart 2-37; Na'Shawn Lewis 1-8. St. Ambrose-Brad Connor 9-93; Tony Huffman 4-33; Joey Zito 4-13; Chris Klotz 3-42; Chris Houden 2-31; Max Brozovich 2-25; Ryan Byrne 2-21; Josiah McGuire 1-7.
INTERCEPTIONS: USF -Keith Harris 1-2. St. Ambrose-None.
FUMBLES: USF -None. St. Ambrose-Tyler Hovious 1-0.
STADIUM: Brady Street Stadium **ATTENDANCE:** 2,899
KICKOFF TIME: 1:00 pm **END OF GAME:** 3:50 pm **TOTAL ELAPSED TIME:** 2:50 Officials: Referee: Tony Lasek; Umpire: Clay Romer; Linesman: Gregory Miller; Line judge: Terry Baumer; Back judge: Noah Bevins; Field judge: Jeff Tank; Side judge: Roger Youngblut;
TEMPERATURE: 74 **WIND:** WSW 9mph **WEATHER:** cloudy
SACKS: (UA-A): USF -Zach Bruce 3-0; Steve Kiermaier 2-0; Lucas Sparks 2-0; Brandon Almond 1-0. St. Ambrose-Fred Kassal 1-0; Sean Momon 1-0; Alex Rodriguez 0-1; Steve Laski 0-1.
TACKLES: (UA-A): USF -Kyle Mathewson 12-0; Kory Stamps 9-0; Jamael Green 5-1; Lucas Sparks 5-1; Joey Dynako 4-2; Na'Shawn Lewis 4-1; Steve Kiermaier 4-1; Zach Bruce 4-0; Elliott Nelson 3-0; Koree Terrell 1-2; T. Howard-Smith 2-0; Keith Harris 2-0; K. Thompson 1-1; Cale Tabler 0-2; Micah Noble 1-0; Jason Gardner 1-0; Josh Spittale 1-0; Jeffrey Jones 1-0; Brandon Almond 1-0; Mike Brevard 1-0; J. Nicodemus 0-1. St. Ambrose-Matthew Marston 10-2; Sean Murphy 6-3; Joe Marconi 5-1; Seth Cronin 4-1; Mitch Negangard 4-1; Wes Fleming 2-2; Ryan Moredock 3-0; Jacob Wilson 1-2; Tim Martinez 1-2; Harrison Hale 0-3; Steve Laski 0-3; Keaton Jurevitz 0-3; Fred Kassal 2-0; Sean Momon 1-1; Louis Kranovich 1-0; Chris Keitel 1-0; Drake Leeper 1-0; Brad Connor 1-0; Mike Marks 1-0; Alex Rodriguez 0-1; Trey Winberg 0-1.
POST-GAME NOTES: USF is 13-1 in 16-plus seasons after a regular-season loss . . . Cam Smith's 10 receptions were a career best . . . Nick Ferrer is the 12th different player to start at QB for USF . . . Ferrer set record for QB first-start completions with 28 . . . just second USF QB to throw for 300 or more yards in first start (David Yoder, Jr., 322, 10/13/12, Lost 45-38 at then #1 Marian) . . . Yoder had record for first-start QBs with 27 completions . . . is 5th 100-plus yard receiving game for Smith . . . 69th USF win on road all-time, 60th road win in last 66 road games . . . USF is 4-0 at St. Ambrose, 9-1 in the series . . . USF has completed at least 1 TD pass in 15 of its last 16 games. The last time USF failed to complete a TD pass . . . at Taylor, 11/9/13 . . . in 20-12 USF win.



Passes Att-Comp-Int.....	40-21-1.....	28-7-1
TOTAL OFFENSE PLAYS-YARDS.....	87-490.....	49-211
Fumble Returns-Yards.....	0-0.....	0-0
Punt Returns-Yards.....	3-14.....	1-7
Kickoff Returns-Yards.....	2-13.....	6-153
Interception Returns-Yards.....	1-0.....	1-0
Punts (Number-Avg).....	7-31.0.....	11-41.7
Fumbles-Lost.....	2-0.....	0-0
Penalties-Yards.....	7-55.....	9-92
Possession Time.....	41:34.....	18:26
Third-Down Conversions.....	9 of 19.....	1 of 12
Fourth-Down Conversions.....	0 of 0.....	0 of 0
Red-Zone Scores-Chances.....	5-6.....	1-1
Sacks By: Number-Yards.....	4-32.....	1-3

Individual Statistics

RUSHING: Siena Heights-Reggie Blackmon 3-91; Curtis Smith 5-44; T. Zajkowski 13-38; Travis Damron 9-35; Marquese Dunn 5-16; Ja'Tice Shaw 1-6; Raphael Dunson 3-4; Julius Taylor 5-minus 4; TEAM 3-minus 8. **USF -**Antoin Campbell 12-59; C. Appenzeller 2-4; Bradley Jarzab 3-minus 2; W. Hunsucker 1-minus 10; Nick Ferrer 3-minus 22.

PASSING: Siena Heights-T. Zajkowski 21-40-1-268. **USF -**Nick Ferrer 5-17-1-48; Wesley Hunsucker 2-9-0-134; Bradley Jarzab 0-2-0-0.

RECEIVING: Siena Heights-Raphael Dunson 9-103; Reggie Blackmon 5-82; D. Campbell 5-69; Marquese Dunn 1-9; Travis Damron 1-5. **USF -**Cam Smith 3-93; Seth Coate 2-56; Akeim Kelsaw 2-33.

INTERCEPTIONS: Siena Heights-Cha'Quan Love 1-0. **USF -**Na'Shawn Lewis 1-0.

FUMBLES: Siena Heights-Curtis Smith 1-0; Trent Bragg 1-0. **USF -**None.

STADIUM: Bishop D'Arcy **ATTENDANCE:** 2787

KICKOFF TIME: 7:03 **END OF GAME:** 9:47 **TOTAL ELAPSED TIME:** 2:44

OFFICIALS: Referee: Jeff Simmons; Umpire: Chad Harshman; Linesman: Eric Abendroth; Line judge: Chuck Townsend; Back judge: Dale Wagner; Field judge: Mike O'Connor; Side judge: Keith Zirbel; Scorer: Bob Szychalski.

TEMPERATURE: 44, feels like 27 **WIND:** calm at times, gusting to 15 at times. **WEATHER:** Cloudy, some mist and ice, cold.

SACKS: (UA-A): Siena Heights-Nate Yeloushan 0-2; C.J. Marious 1-1; Trent Bragg 0-1; Jordan Martin 1-0. **USF -**K. Thompson 1-0.

TACKLES: (UA-A): Siena Heights-Nate Yeloushan 1-8; Trent Bragg 0-7; Jordan Martin 2-2; C.J. Marious 1-3; Da'vonte Price 0-4; DeShawn Gilbert 1-2; Mike Vella 0-3; Kyle Kellers 0-3; Cha'Quan Love 1-1; Angelo Whittis 0-2; Nate Pupil 0-2; Allen Jefferson 0-2; Raphael Dunson 1-0; Matt Horton 1-0; T. Jurgonski 1-0; R. Allington 0-1; A.J. Abrams 0-1; R. Williams 0-1; Lamar Marshall 0-1; Darius Price 0-1; Tanner Brewer 0-1; Julius Taylor 0-1; Tyaire Bragg 0-1; Chavon Watts 0-1. **USF -**Kyle Mathewson 3-11; Elliott Nelson 3-8; Jamael Green 4-4; Kory Stamps 3-5; Steve Kiermaier 1-7; Na'Shawn Lewis 2-4; Cale Tabler 2-4; Brandon Almond 2-4; Zach Bruce 2-3; Joey Dynako 2-3; K. Thompson 2-3; Mike Brevard 1-1; Lucas Sparks 1-1; Micah Noble 0-2; Matt Muncy 0-1; Shannon Swain 0-1; Jeffrey Jones 0-1; W. Hunsucker 0-1; Spencer Cowherd 0-1; Taylor Hastings 0-1.

POST-GAME NOTES: USF #15 NAIA Top 25, SHU unranked...SHU's 1st win in 3rd meeting in series... all 3 USF losses at home most since lost all 5 in 1998...3rd loss at hm to unranked tm in last 8 hm games...USF 91-15 @ hm...Campbell ties for 8th career scoring list... Kelsaw 15th player to cross the 1,000 yards career receiving plateau... Campbell 3rd player with 500 or more career carries... Smith's 84-yard TD reception 5th longest in USF history and career long TD pass for Wesley Hunsucker.

Game 6: @ #15 St. Xavier 53, #24 USF 26 - MSFA Crossover Game Sat., Oct. 11, 2014, At Chicago, Ill., R. Bruce Deaton Memorial Stadium

Score	1	2	3	4	Final
USF (2-4)	14	6	6	0	26
St. Xavier (4-2)	10	10	19	14	53

Scoring Summary

First Quarter

12:53 SXU - Abdul Mahdi 25 yd field goal, 6-64 0:56, USF 0 - SXU 3
 08:07 USF - Bradley Jarzab 3 yd run (Ryan Nix kick), 10-61 4:40, USF 7 - SXU 3
 06:39 SXU - Khary Ferguson 4 yd run (Abdul Mahdi kick), 6-77 1:22, USF 7 - SXU 10
 01:18 USF - Akeim Kelsaw 11 yd pass from W. Hunsucker (Ryan Nix kick), 12-76 5:14, USF 14 - SXU 10

Second Quarter

07:50 SXU - Abdul Mahdi 26 yd field goal, 5-31 1:09, USF 14 - SXU 13
 03:45 USF - Bradley Jarzab 8 yd run (Ryan Nix kick blockd), 9-58 3:59, USF 20 - SXU 13
 00:19 SXU - Matt Johnson 75 yd blocked FG return (Abdul Mahdi kick), , USF 20 - SXU 20

Third Quarter

11:55 SXU - John Rhode 2 yd run (Abdul Mahdi kick), 9-74 2:59, USF 20 - SXU 27
 08:22 USF - Seth Stuart 7 yd pass from W. Hunsucker (Bradley Jarzab rush failed), 6-43 3:25, USF 26 - SXU 27

07:52 SXU - Mike Ivlow 2 yd run (Abdul Mahdi kick blockd), 2-76 0:24, USF 26 - SXU 33

04:11 SXU - Abdul Mahdi 35 yd field goal, 7-67 1:58, USF 26 - SXU 36

01:36 SXU - Abdul Mahdi 44 yd field goal, 7-16 1:38, USF 26 - SXU 39

Fourth Quarter

10:10 SXU - N. DeBenedetti 64 yd pass from John Rhode (Abdul Mahdi kick), 5-89 2:12, USF 26 - SXU 46

04:49 SXU - Randall Wells 2 yd run (Abdul Mahdi kick), 8-65 4:17, USF 26 - SXU 53

Team Statistics

USF	SXU
FIRST DOWNS.....	30.....20
RUSHES-YARDS (NET).....	38-123.....33-160
PASSING YDS (NET).....	357.....433
Passes Att-Comp-Int.....	58-30-1.....35-20-1
TOTAL OFFENSE PLAYS-YARDS.....	96-480.....68-593
Fumble Returns-Yards.....	0-0.....0-0
Punt Returns-Yards.....	1-16.....1-10
Kickoff Returns-Yards.....	11-215.....5-96
Interception Returns-Yards.....	1-0.....1-3
Punts (Number-Avg).....	5-34.0.....2-51.5
Fumbles-Lost.....	3-1.....1-0
Penalties-Yards.....	8-50.....3-29
Possession Time.....	35:44.....24:16
Third-Down Conversions.....	9 of 21.....6 of 14
Fourth-Down Conversions.....	4 of 5.....0 of 0

Red-Zone Scores-Chances.....	4-6.....7-7
Sacks By: Number-Yards.....	0-0.....6-43

Individual Statistics

RUSHING: USF -Antoin Campbell 14-68; Bradley Jarzab 5-20; J. Nicodemus 4-15; Aaron Harris 2-8; C. Appenzeller 1-6; W. Hunsucker 12-6. Saint Xavier-Randall Wells 3-42; Joshua Hunter 7-28; Mike Ivlow 7-26; John Rhode 6-23; Stephen Simms 4-22; Khary Ferguson 3-11; N. DeBenedetti 1-8; Mark Strbjak 2-0.

PASSING: USF -W. Hunsucker 30-57-1-357; Bradley Jarzab 0-1-0-0. Saint Xavier-John Rhode 20-34-1-433; Ryan Carroll 0-1-0-0.

RECEIVING: USF -Akeim Kelsaw 7-60; Cam Smith 5-91; C. Appenzeller 5-75; Seth Coate 5-59; Seth Stuart 4-31; Matt Noll 2-16; Montay McDowell 1-14; John Naumcheff 1-11. Saint Xavier-Randall Wells 6-122; N. DeBenedetti 5-170; Ryan Carroll 5-115; Stephen Simms 3-14; Mark Strbjak 1-12.

INTERCEPTIONS: USF -Kory Stamps 1-0. Saint Xavier-Tyler Hoeg 1-3.

FUMBLES: USF -W. Hunsucker 1-0; Antoin Campbell 1-0; C. Appenzeller 1-1. Saint Xavier-John Rhode 1-0.

STADIUM: Deaton Field **ATTENDANCE:** 2,000

KICKOFF TIME: 6:00 pm **END OF GAME:** 9:12 **TOTAL ELAPSED TIME:** 3:12

OFFICIALS: Referee: Jerry Frump; Umpire: Matt Bevevino; Linesman: Mark Terry; Line judge: Randy Demierre; Back judge: Darwin Schafer; Field judge: Craig Ochoa; Side judge: Tim Lucas.

TEMPERATURE: 57 **WIND:** ENE 10 **WEATHER:** Clear and Cool

SACKS: (UA-A): USF -None. Saint Xavier-Greg Hayward 2-2; Nick Cemen 1-1; Alex Walters 1-0; M. Mettelle 0-1.

TACKLES: (UA-A): USF -K. Thompson 5-2; Na'Shawn Lewis 5-1; T. Howard-Smith 5-1; Cale Tabler 4-1; Kyle Mathewson 4-1; Keith Harris 2-2; Elliott Nelson 3-0; Spencer Cowherd 3-0; Steve Kiermaier 2-1; Kory Stamps 2-0; Jason Gardner 2-0; Zach Bruce 1-1; Jamael Green 1-1; Cam Smith 1-0; Brandon Almond 1-0; Aaron Harris 1-0; Jeffrey Jones 0-1. Saint Xavier-Chris Friend 4-6; M. Mettelle 3-6; Alex Walters 3-6; Joe DeMarco 4-4; Greg Hayward 3-5; Doug Ruggles 5-1; Dan Fitzgerald 5-1; Danny Lombardo 4-2; Patrick Kelsa 4-1; Tyler Hoeg 2-3; Nick Cemen 3-1; Rudy Antuna 2-2; Mark Williams 2-1; Matt Johnson 2-1; K. Crawford 2-1; John Glover 2-0; Tyler Sharp 1-0; Alex Hamilton 0-1; Marcus Maas 0-1; Robbie Brindley 0-1.

POST-GAME NOTES: Most points scored against USF since surrendering 71 at Tri-State in 1998; 3rd most ever v. USF... Wesley Hunsucker set a USF record for pass attempts with 57 at SXU on Saturday night. Jeremy Hibbeln set the standard on 11/18/00 against Lambuth in an NAIA FCS game, the first in Fort Wayne. Hibbeln threw 52 passes, connecting on 37, six for TDs, in a 48-33 win after USF fell behind 27-0... USF loses third consecutive game... 1st 3-game losing streak since 1998, 1st season... 357 yards passing career best for Wesley Hunsucker in 3rd start this season, 4th of his career... Hunsucker has had 4 career multi-TD passes games... Stamps 1st INT of season moves him out of tie for career INTs with his 13th, 3rd on the career INT list.

Game 7: @ USF 42, #18 St. Francis (IL) 20 - MSFA MEL Game #2 for USF Sat., Oct. 18, 2014, At Fort Wayne, Ind., Bishop D'Arcy Stadium

Score	1	2	3	4	Final
St. Francis, Ill (4-3, 1-2 MEL)....	7	6	7	0	20
USF (3-4, 1-1 MEL).....	14	7	7	14	42

Scoring Summary

First Quarter

1st 10:58 USF - Cody Appenzeller 24 yd pass from W. Hunsucker (Ryan Nix kick), 9-73 4:02, SFI 0 - USF 7
 06:50 SFI - Brandon Noland 6 yd pass from Trace Wanless (Jordan Patsch kick), 10-71 3:21, SFI 7 - USF 7
 03:12 USF - W. Hunsucker 6 yd run (Ryan Nix kick), 10-70 3:29, SFI 7 - USF 14

Second Quarter

12:43 USF - Cam Smith 42 yd pass from W. Hunsucker (Ryan Nix kick), 6-67 2:12, SFI 7 - USF 21
 00:03 SFI - Troy Torrence 1 yd pass from Trace Wanless (Jordan Patsch kick failed), 7-35 0:55, SFI 13 - USF 21

Third Quarter

11:25 USF - Antoin Campbell 14 yd pass from Nick Ferrer (Ryan Nix kick), 5-29 1:47, SFI 13 - USF 28
 02:31 SFI - John Magee 3 yd run (Jordan Patsch kick), 14-73 5:06, SFI 20 - USF 28

Fourth Quarter

04:29 USF - Antoin Campbell 10 yd run (Ryan Nix kick), 3-12 1:01, SFI 20 - USF 35
 03:46 USF - Antoin Campbell 56 yd run (Ryan Nix kick), 2-58 0:20, SFI 20 - USF 42

Team Statistics

USF	USF
FIRST DOWNS.....	29.....20
RUSHES-YARDS (NET).....	54-219.....28-107
PASSING YDS (NET).....	192.....255
Passes Att-Comp-Int.....	45-24-1.....31-20-2
TOTAL OFFENSE PLAYS-YARDS.....	99-411.....59-362
Fumble Returns-Yards.....	0-0.....0-0
Punt Returns-Yards.....	2-16.....2-9
Kickoff Returns-Yards.....	4-65.....4-95
Interception Returns-Yards.....	2-27.....1-14
Punts (Number-Avg).....	3-23.3.....4-39.5
Fumbles-Lost.....	2-2.....0-0
Penalties-Yards.....	7-62.....5-50
Possession Time.....	35:58.....24:02
Third-Down Conversions.....	11 of 21.....8 of 12
Fourth-Down Conversions.....	2 of 6.....0 of 0
Red-Zone Scores-Chances.....	3-3.....3-3
Sacks By: Number-Yards.....	3-22.....4-22

Individual Statistics

RUSHING: St. Francis, Ill.-Trace Wanless 31-149; John Magee 11-38; Malik Norman 5-22; Brandon Noland 3-19; Elijah Spann 2-11; Troy Torrence 1-1; Ryan Giachetti 1-minus 21. USF -Antoin Campbell 16-114; Jason Nicodemus 2-5; Garrett Harvey 1-2; Aaron Harris 1-2; C. Appenzeller 1-0; Wesley Hunsucker 3-minus 1; TEAM 1-minus 2; Bradley Jarzab 2-minus 6; Nick Ferrer 1-minus 7.

PASSING: St. Francis, Ill.-Trace Wanless 24-45-1-192. USF -Wesley Hunsucker 15-20-1-207; Nick Ferrer 5-10-1-48; Bradley Jarzab 0-1-0-0.

RECEIVING: St. Francis, Ill.-Malik Norman 5-28; Elijah Spann 4-37; John Magee 4-34; Brandon Noland 3-26; Troy Torrence 3-16; Michael Lee 2-25; Tyrell Mitchell 1-12; Sheldon Magee 1-8; Frank

Cimino 1-6; USF - Seth Coate 7-79; Cam Smith 3-67; C. Appenzeller 3-43; Akeim Kelsaw 3-9; Seth Stuart 1-21; Colin Harruff 1-16; Antoin Campbell 1-14; Matt Noll 1-6.
INTERCEPTIONS: St. Francis, Ill.-Ryan Johnson 1-21; Pete Cimino 1-6. USF -T. Howard-Smith 1-14.
FUMBLES: St. Francis, Ill.-Trace Wanless 2-2. USF -None.
STADIUM: Bishop D'Arcy **ATTENDANCE:** 1,783
KICKOFF TIME: 12:00 **END OF GAME:** 2:47 **TOTAL ELAPSED TIME:** 2:47
OFFICIALS: Referee: Les Anderson; Umpire: Jeff Carmichael; Linesman: Dave Green; Line judge: Scott Richardson; Back judge: Tim Streit; Field judge: David Elmore; Side judge: Jay Crapo; Scorer: Bob Spychalski.

TEMPERATURE: 48, feels like 42. **WIND:** nw 11mph **WEATHER:** cloudy, very cool, breezy...rain starts near end of first half and fall steadily throughout the second half.
SACKS: (JA-A): St. Francis, Ill.-Ryan Johnson 1-0; Albert Cruse 1-0; Ali Aqel 0-1; Brett Ditchman 0-1. USF -Keith Harris 2-0; K. Thompson 1-0; Brandon Almond 1-0.
TACKLES: (JA-A): St. Francis, Ill.-Jamal Graham 2-8; Brett Ditchman 2-7; Ken Mason 2-5; Pete Cimino 3-3; Dontae Cobb 3-3; Dekota Doerr 3-2; Ryan Johnson 3-1; Ali Aqel 0-4; Breion Tucker 2-1; D. Caldwell 1-1; Albert Cruse 1-1; Kendall Summers 1-1; Kevin Walsh 1-1; Calvin Brayboy 0-2; Jesse Hogan 0-2; Eric Davis 0-2; Brandon Cotton 0-1; Samie Sabbah 0-1; Nicolas Reese 0-1; M. Calandriello 0-1; Mikail Davis 0-1; Jordan Mixson 0-1; Sheldon Magee 0-1; Arthur King 0-1. USF -Elliott Nelson 7-7; Cale Tabler 4-10; Kyle Mathewson 4-7; Keith Harris 5-3; K. Thompson 4-4; T. Howard-Smith 3-5; Jamael Green 2-6; Brandon Almond 3-4; Steve Kiermaier 2-4; Kory Stamps 5-0; Lucas Sparks 3-2; Na'Shawn Lewis 0-4; Spencer Cowherd 0-3; Trevon Wilson 2-0; Jason Gardner 1-1; Matt Muncy 1-1; Jalen McIntyre 0-2; Jeffrey Jones 0-2; Cam Smith 1-0; C. Appenzeller 1-0; Micah Noble 1-0; C. Johnson 1-0; Aaron Harris 1-0; Sean Alford 0-1.
POST-GAME NOTES: USF IL NIAA #18, USF IN unranked...USF IN snaps 3-gm losing streak...USF IN 2-0 in series with USF IL...275th career win for Kevin Donley...USF IN snaps 3-gm hm losing streak... USF 9th w v. NIAA Top 25 tm ranked higher than Cougars...first game ever for USF IL football at USF. . . . Antoin Campbell's 11th career 100-yard plus game for USF, one short of No. 2 on list with Michael Ledo with 12 . . . was 79th 100-yard rushing game in USF history.

**Game 8: USF 38, #12 Robert Morris (IL) 20
 MSFA MEL Game #3 for USF**

Sat., Oct. 25, 2014, At Arlington Heights, Ill., Morris Field

Score	1	2	3	4	Final
USF (4-4, 2-1 MEL)	7	21	0	10	38
Robert Morris (6-2, 2-2 MEL)	7	6	7	0	20

Scoring Summary

First Quarter
 10:32 USF - Seth Stuart 19 yd pass from W. Hunsucker (Ryan Nix kick), 3-43 1:06, USF 7 - RMU 0
 03:46 RMU - Deshawn Weaver 22 yd run (Josh Techeira kick), 4-55 1:42, USF 7 - RMU 7
Second Quarter 14:40 USF - Matt Noll 36 yd pass from W. Hunsucker (Ryan Nix kick), 1-36 0:11, USF 14 - RMU 7
 12:14 USF - Cam Smith 60 yd pass from W. Hunsucker (Ryan Nix kick), 1-60 0:12, USF 21 - RMU 7
 07:27 RMU - Matt Westerkamp 2 yd run (Josh Techeira kick failed), 12-75 4:47, USF 21 - RMU 13
 04:20 USF - Zach Gegner 8 yd pass from W. Hunsucker (Ryan Nix kick), 7-72 3:07, USF 28 - RMU 13
Third Quarter
 08:02 RMU - Tyler Warden 4 yd pass from Matt Westerkamp (Josh Techeira kick), 15-75 6:58, USF 28 - RMU 20
Fourth Quarter
 10:18 USF - J. Nicodemus 2 yd pass from Bradley Jarzab (Ryan Nix kick), 9-67 4:45, USF 35 - RMU 20
 03:35 USF - Ryan Nix 40 yd field goal, 10-38 5:26, USF 38 - RMU 20

Team Statistics

	USF	RMU
FIRST DOWNS	17	20
RUSHES-YARDS (NET)	31-61	41-136
PASSING YDS (NET)	307	132
Passes Att-Comp-Int.....	23-20-0	30-19-0
TOTAL OFFENSE PLAYS-YARDS	54-368	71-267
Fumble Returns-Yards.....	0-0	0-0
Punt Returns-Yards.....	0-0	0-0
Kickoff Returns-Yards.....	3-103	2-27
Interception Returns-Yards.....	0-0	0-0
Punts (Number-Avg).....	3-47.7	5-41.4
Fumbles-Lost.....	1-0	2-0
Penalties-Yards.....	9-85	4-40
Possession Time.....	27:46	32:14
Third-Down Conversions.....	3 of 10	4 of 13
Fourth-Down Conversions.....	2 of 3	1 of 4
Red-Zone Scores-Chances.....	4-4	2-2
Sacks By: Number-Yards.....	2-16	1-13

Individual Statistics

RUSHING: USF -Antoin Campbell 17-41; W. Hunsucker 4-28; Garrett Harvey 3-11; J. Nicodemus 1-2; TEAM 1-minus 1; Jared Knous 1-minus 1; Aaron Harris 2-minus 4; Bradley Jarzab 2-minus 15. Robert Morris-Lamont Wims 20-76; Korey Rogers 13-67; Deshawn Weaver 1-22; Matt Westerkamp 5-minus 12; TEAM 2-minus 18.
PASSING: USF -W. Hunsucker 19-22-0-305; Bradley Jarzab 1-1-0-2. Robert Morris-Matt Westerkamp 19-30-0-132.
RECEIVING: USF -Akeim Kelsaw 5-86; Matt Noll 4-75; Jason Nicodemus 3-7; Cam Smith 2-78; Colin Harruff 2-27; Seth Stuart 2-19; Zach Gegner 1-8; Antoin Campbell 1-7. Robert Morris-Deshawn Weaver 9-62; Michael Carev 4-30; Anthony Burgos 2-18; Tyler Warden 2-17; Lamont Wims 1-3; Korey Rogers 1-2.
INTERCEPTIONS: USF -None. Robert Morris-None.
FUMBLES: USF -W. Hunsucker 1-0. Robert Morris-TEAM 2-0.
STADIUM: Morris Field **ATTENDANCE:** 680
KICKOFF TIME: 1:01 PM **END OF GAME:** 3:37 PM **TOTAL ELAPSED TIME:** 2:36
OFFICIALS: Referee: Boyd Marquardt; Umpire: Matt Bevevino; Linesman: Mark Terry; Line judge: Randy Demiere; Back judge: Tim Lucas; Field judge: Robert Ybarra; Side judge: Greg Koerner.
TEMPERATURE: 71 F **WIND:** NW 13mph **WEATHER:** Clear
SACKS: (JA-A): USF -K. Thompson 1-0; Joey Dynako 1-0. Robert Morris-Tom Hughes 1-0.
TACKLES: (JA-A): USF -Kyle Mathewson 7-2; Jason Gardner 6-1; Joey Dynako 6-1; Kory Stamps 3-3; Na'Shawn Lewis 4-1; K. Thompson 4-0; Brandon Almond 3-1; Elliott Nelson 0-4; Steve Kiermaier 2-1; Zach Bruce 1-1; Jeffrey Jones 1-1; Spencer Cowherd 1-1; Cale Tabler 1-1; Micah Noble 1-0; Jamael Green 1-0. Robert Morris-Matt Williams 5-2; Jimmy McClinton 5-2; Jason Olson 4-0; Alex Spanos 3-1; Dontaye Johnson 2-2; Doug Sachtelban 3-0; Mark Tabaka 3-0; Ben Black 3-0; Tyler

Wright 1-2; Chris Greenway 2-0; Deion Carter 2-0; Nick Tennant 2-0; Tom Hughes 1-1; Jeremy Robinson 1-1; Josh Techeira 1-0; James Jackson 0-1; Tucker Mucha 0-1; Kevin Starke 0-1.
POST-GAME NOTES: The series is tied all-time at 1 . . . RMU won at USF 28-24 in 2013 . . . The win was USF's second straight over an NIAA Top 25 team ranked higher than the Cougars, which is a first in the 17-year history of the program. . . The USF defense held RMU to 135 yards rushing including Lamont Wims, who entered the game averaging 167.7 yards per game . . . he only had 76 yards on 20 carries. RMU finished with a season low 267 yards of total offense.

**Game 9: USF 30, @ Concordia 14 - MEL Game #4 for USF
 Sat., Nov. 1, 2014MSFA, At Ann Arbor, Mich., Cardinal Field**

Score	1	2	3	4	Final
USF (5-4, 3-1 MEL)	7	10	13	0	30
Concordia (3-6, 0-4 MEL)	0	0	7	7	14

Scoring Summary

First Quarter
 08:12 USF - Zach Gegner 4 yd pass from Bradley Jarzab (Ryan Nix kick), 8-48 3:04, USF 7 - CNC 0
Second Quarter
 09:27 USF - Ryan Nix 28 yd field goal, 17-78 8:00, USF 10 - CNC 0
 01:08 USF - Cam Smith 3 yd pass from W. Hunsucker (Ryan Nix kick), 9-52 3:38, USF 17 - CNC 0
Third Quarter
 12:51 USF - Matt Noll 32 yd pass from W. Hunsucker (Ryan Nix kick), 3-17 1:00, USF 24 - CNC 0
 10:16 USF - Seth Coate 7 yd pass from W. Hunsucker (Ryan Nix kick blocked), 4-49 1:42, USF 30 - CNC 0
 05:42 CNC - Corey Turner 5 yd pass from Tyler Steele (Brayden Bennett kick), 12-75 4:34, USF 30 - CNC 7
Fourth Quarter
 10:27 CNC - Corey Turner 1 yd pass from Tyler Steele (Brayden Bennett kick), 17-86 5:52, USF 30 - CNC 14

Team Statistics

	USF	CNC
FIRST DOWNS	19	16
RUSHES-YARDS (NET)	47-93	26-30
PASSING YDS (NET)	198	212
Passes Att-Comp-Int.....	31-17-0	48-24-2
TOTAL OFFENSE PLAYS-YARDS	78-291	74-242
Fumble Returns-Yards.....	0-0	0-0
Punt Returns-Yards.....	1-10	2-3
Kickoff Returns-Yards.....	2-36	3-45
Interception Returns-Yards.....	2-86	0-0
Punts (Number-Avg).....	4-34.0	6-31.7
Fumbles-Lost.....	3-0	3-2
Penalties-Yards.....	5-40	5-60
Possession Time.....	35:32	24:28
Third-Down Conversions.....	2 of 14	7 of 16
Fourth-Down Conversions.....	2 of 5	1 of 3
Red-Zone Scores-Chances.....	5-7	2-2
Sacks By: Number-Yards.....	3-20	5-35

Individual Statistics

RUSHING: USF -Antoin Campbell 17-104; J. Nicodemus 4-12; Aaron Harris 6-9; Garrett Harvey 4-8; C. Appenzeller 2-7; DJ Manning 2-4; Seth Stuart 1-minus 1; TEAM 1-minus 2; Nick Ferrer 1-minus 5; Bradley Jarzab 3-minus
 21; W. Hunsucker 6-minus 22. Concordia-Seth Suida 14-37; Ashton Hundley 3-10; Ashton Gray 5-9; Takari Johnson 1-minus 1; Tyler Steele 3-minus 25.
PASSING: USF -Wesley Hunsucker 12-22-0-142; Nick Ferrer 4-8-0-52; Bradley Jarzab 1-1-0-4. Concordia-Tyler Steele 20-37-2-180; Seth Suida 4-11-0-32.
RECEIVING: USF -Cam Smith 4-42; Akeim Kelsaw 3-25; Sean Boswell 2-22; Matt Noll 1-32; Colin Harruff 1-21; C. Appenzeller 1-17; Seth Stuart 1-11; Jared Knous 1-9; Antoin Campbell 1-8; Seth Coate 1-7; Zach Gegner 1-4. Concordia-Corey Turner 8-62; Blake Hilsabeck 4-23; Danny Baun 2-42; Austin Douglass 2-22; Andrew Nossaman 2-15; Herman Mason 2-13; K. Brown-Bayko 1-11; Ashton Gray 1-9; Mike Blosser 1-8; Ashton Hundley 1-7.
INTERCEPTIONS: USF -Trevon Wilson 1-66; Cale Tabler 1-20. Concordia-None.
FUMBLES: USF -Bradley Jarzab 1-0; Nick Ferrer 1-0; W. Hunsucker 1-0. Concordia-Bryant Hudson 1-0; Ashton Hundley 1-1; Tyler Steele 1-1.
STADIUM: Cardinal Field **ATTENDANCE:** 700
KICKOFF TIME: 1:00pm **END OF GAME:** 3:46pm **TOTAL ELAPSED TIME:** 2:46
OFFICIALS: Referee: Greg Santilli; Umpire: Denny Ferguson; Linesman: Dave Driscoll; Line judge: Mike Antonides; Back judge: Mike Cronkright; Field judge: Eric Willis; Side judge: M. Vander Velde; Scorer: Zach Johnston.
TEMPERATURE: 41 **WIND:** 15mph **WEATHER:** Cold
SACKS: (JA-A): USF -K. Thompson 1-0; Jeffrey Jones 1-0; Steve Kiermaier 1-0. Concordia-Ty Peterson 2-0; Trey Runions 1-1; Takari Johnson 1-0; Nick Holshoe 0-1.
TACKLES: (JA-A): USF -Shannon Swain 7-2; Steve Kiermaier 4-1; Elliott Nelson 4-1; Koree Terrell 3-1; Kory Stamps 3-1; Spencer Cowherd 3-1; Joey Dynako 2-2; K. Thompson 2-2; Cale Tabler 2-1; Kyle Mathewson 0-3; Trevon Wilson 1-1; Lucas Sparks 1-1; Dru Durnell 1-1; Micah Noble 1-0; Brandon Almond 1-0; Jeffrey Jones 1-0; Mike Brevard 1-0; Zach Bruce 1-0; Matt Muncy 1-0; Taylor Hastings 0-1; Andrew Hunt 0-1; Na'Shawn Lewis 0-1; Jamael Green 0-1; Jalen McIntyre 0-1; Tony Allen 0-1. Concordia-Takari Johnson 8-15; Ty Peterson 5-6; Nick Holshoe 2-9; Hunter Cox 2-6; Ra-Heem Hill 2-5; Gabe Cox 2-4; Gregory Parker 3-2; Tom Knott 2-3; Trevor Mason 1-3; Trey Runions 1-3; Demarcus Bunn 1-2; Herman Mason 2-0; A. Bridgeforth 1-1; Nigel Madison 0-2; M. Harrison 0-2; T. Willburn 0-1.
POST-GAME NOTES: USF wins 3rd consecutive game...4-0 now in series v. Concordia... 12th career 100-y gm Antoin Campbell, 1 away from tying record...Hunsucker has thrown for at least 2 TDs in last 6 gmz he has played in...USF 71-26 on road in 17 seasons. . . 277 career win for USF Head Coach Kevin Donley.

Game 10: @ USF 42, Taylor 0 - MSFA MEL Game #5 for USF
Sat., Nov. 8, 2014, At Fort Wayne, Ind., Bishop D'Arcy Stadium

Score	1	2	3	4	Final
Taylor (4-6, 2-3 MEL)	0	0	0	0	0
USF (6-4, 4-1 MEL)	7	25	10	0	42

Scoring Summary

First Quarter
09:01 USF - Steve Kiermaier 20 yd interception return (Ryan Nix kick), , TAY 0 - USF 7
Second Quarter
14:54 USF - TEAM safety, , TAY 0 - USF 9
10:26 USF - Ryan Nix 35 yd field goal, 10-33 4:20, TAY 0 - USF 12
09:30 USF - Cale Tabler 13 yd interception return (Ryan Nix kick blocked), , TAY 0 - USF 18
07:27 USF - Antoin Campbell 3 yd pass from Bradley Jarzab (Ryan Nix kick), 2-40 0:25, TAY 0 - USF 25
00:26 USF - Bradley Jarzab 1 yd run (Ryan Nix kick), 8-62 3:46, TAY 0 - USF 32
Third Quarter
12:48 USF - C. Appenzeller 18 yd pass from W. Hunsucker (Ryan Nix kick), 6-37 2:02, TAY 0 - USF 39
07:03 USF - Ryan Nix 22 yd field goal, 10-55 4:05, TAY 0 - USF 42

Team Statistics	TAY	USF
FIRST DOWNS	4	25
RUSHES-YARDS (NET)	26-15	42-139
PASSING YDS (NET)	61	198
Passes Att-Comp-Int.....	25-7-3	34-18-0
TOTAL OFFENSE PLAYS-YARDS	51-76	76-337
Fumble Returns-Yards.....	0-0	0-0
Punt Returns-Yards.....	2-8	5-58
Kickoff Returns-Yards.....	5-106	2-75
Interception Returns-Yards.....	0-0	3-50
Punts (Number-Avg).....	11-34.5	6-41.8
Fumbles-Lost.....	2-0	3-1
Penalties-Yards.....	9-85	5-61
Possession Time.....	20:25	39:35
Third-Down Conversions.....	1 of 13	8 of 17
Fourth-Down Conversions.....	0 of 1	0 of 1
Red-Zone Scores-Chances.....	0-0	5-7
Sacks By: Number-Yards.....	1-9	3-18

Individual Statistics

RUSHING: Taylor-Kennedy Hill 5-13; Michael Miller 4-13; Conner Faulkner 3-9; Rich Giordani 4-2; TEAM 1-minus 2; Tyler Shinall 1-minus 2; Wils Alexander 5-minus 3; Caleb Nicley 1-minus 3; Nate Martinez 1-minus 4; Robby Robbins 1-minus 8. USF -Antoin Campbell 16-64; Aaron Harris 8-45; Garrett Harvey 8-35; Jason Nicodemus 2-4; Bradley Jarzab 2-3; Wesley Hunsucker 4-2; DJ Manning 1-0; Logan Rehner 1-minus 14.

PASSING: Taylor-Wils Alexander 5-16-3-32; Nate Martinez 2-9-0-29. USF -Wesley Hunsucker 12-21-0-141; Nick Ferrer 5-8-0-54; Bradley Jarzab 1-3-0-3; Logan Rehner 0-2-0-0.

RECEIVING: Taylor-Andrew Sheard 2-34; Robby Robbins 2-14; Michael Miller 1-9; Caleb Nicley 1-6; Rich Giordani 1-minus 2. USF -Matt Noll 4-37; Cam Smith 2-47; Colin Harruff 2-43; Antoin Campbell 2-22; Charles Gaston 2-11; Seth Stuart 2-5; C. Appenzeller 1-18; Seth Coate 1-12; Akeim Kelsaw 1-3; John Naumcheff 1-0.

INTERCEPTIONS: Taylor-None. USF -Steve Kiermaier 1-20; Elliott Nelson 1-17; Cale Tabler 1-13.

FUMBLES: Taylor-Caleb Nicley 1-0; Nate Martinez 1-0. Saint Francis, Ind.-Garrett Harvey 1-1; Logan Rehner 1-0; Antoin Campbell 1-0.

STADIUM: Bishop D'Arcy **ATTENDANCE:** 1737

KICKOFF TIME: 12:00 PM **END OF GAME:** 2:45 PM **TOTAL ELAPSED TIME:** 2:45

OFFICIALS: Referee: Jeff Simmons; Umpire: Steve Marshall; Linesman: Eric Abendroth; Line judge: Chuck Townsend; Back judge: Keith Zirbel; Field judge: Todd Skaggs; Side judge: Dale Wagner; Scorer: Bob Spychalski.

TEMPERATURE: 44 **WIND:** WSW 11 **WEATHER:**

SACKS: (UA-A): Taylor-Nick Halaas 1-0. USF -Joey Dynako 1-1; K. Thompson 0-1.

TACKLES: (UA-A): Taylor-Adam Sauder 7-7; Dan McKenna 3-6; Dwayne Warren 2-7; Jake Venable 2-5; Nathaniel Ryan 0-7; Tyler Mills 3-3; Andrew Brill 2-4; Brandon Haan 1-4; Taylor Borst 1-4; Darius Stanley 0-5; Jeremy Ramirez 2-2; Josh Lamica 1-2; Ben Rupert 0-3; Cameron Gray 2-0; Blake Wheeler 2-0; Jay Johnson 1-1; John Beeghly 1-1; Patrick Stevens 1-1; Tim Barrett 0-2; Alex Anderson 0-2; Caleb Nicley 1-0; Nick Halaas 1-0; Brad Nelson 0-1; Michael Garrity 0-1; Austan Shope 0-1; Taylor Beam 0-1. USF -Joey Dynako 2-3; Jamael Green 3-1; Lucas Sparks 1-3; Elliott Nelson 1-3; Brandon Almond 2-1; Spencer Cowherd 2-1; Kyle Mathewson 1-2; Mike Brevard 0-3; Tony Allen 2-0; Matt Muncy 1-1; Koree Terrell 1-1; Kory Stamps 1-1; Micah Noble 1-1; K. Thompson 0-2; Trevon Wilson 0-2; Cale Tabler 0-2; Taylor Hastings 0-2; Lee Stewart 1-0; Jason Gardner 1-0; Sean Boswell 1-0; Stanton Wilhite 0-1; Aaron Harris 0-1; Steve Kiermaier 0-1; Zach Bruce 0-1; Jeffrey Jones 0-1.

POST-GAME NOTES: USF win 4th consec. gm...USF can tie Siena Heights for MSFA MEL title w/ win at Marian 11/15... Kiermaier INT for TD just 5th time first USF score of gm in 17 yrs... 1st time in 17 seasons USF had 2 INTs for TDs in same game... 1st time in 17 season first 2 USF TDs were INT returns for TDs... shutout was USF's 14th in 17 seasons, 8th USF shutout at home... 5th USF shutout against Taylor... 278th career win Kevin Donley...final hm gm for 20 seniors...14th shutout in USF history.



Game 11: @ #9 Marian 51, USF 18 - MSFA MEL Game #6 for USF
Sat., Nov. 15, 2014, At Indianapolis, Ind., Saint Vincent Health Field

Score	1	2	3	4	Final
USF (6-5, 4-2 MEL)	0	18	0	0	18
Marian (8-2, 5-1 MEL)	3	10	21	17	51

Scoring Summary

First Quarter
02:03 MAR - Martin Waddick 30 yd field goal, 14-76 6:50, USF 0 - MAR 3
Second Quarter
14:08 USF - Seth Coate 37 yd pass from Akeim Kelsaw (Ryan Nix kick blocked), 6-73 2:49, USF 6 - MAR 3
11:12 MAR - Martin Waddick 40 yd field goal, 7-46 2:51, USF 6 - MAR 6
09:44 USF - Antoin Campbell 1 yd run (Ryan Nix kick failed), 3-73 1:22, USF 12 - MAR 6
08:28 USF - Cam Smith 54 yd pass from W. Hunsucker (Antoin Campbell rush failed), 1-54 0:10, USF 18 - MAR 6
00:25 MAR - Tevin Lake 1 yd run (Martin Waddick kick), 9-48 3:55, USF 18 - MAR 13
Third Quarter
07:10 MAR - Tevin Lake 2 yd run (Martin Waddick kick), 7-39 3:11, USF 18 - MAR 20
03:55 MAR - Robert Gibson 19 yd run (Martin Waddick kick), 6-56 2:24, USF 18 - MAR 27
01:04 MAR - Hayden Northern 5 yd run (Martin Waddick kick), 1-5 0:04, USF 18 - MAR 34
Fourth Quarter
08:31 MAR - Robert Gibson 14 yd run (Martin Waddick kick), 1-14 0:07, USF 18 - MAR 41
06:06 MAR - Robert Gibson 10 yd run (Martin Waddick kick), 3-26 1:04, USF 18 - MAR 48
01:25 MAR - Martin Waddick 30 yd field goal, 7-19 4:20, USF 18 - MAR 51

Team Statistics	USF	MAR
FIRST DOWNS	10	24
RUSHES-YARDS (NET)	24-87	51-199
PASSING YDS (NET)	170	255
Passes Att-Comp-Int.....	30-11-3	31-18-2
TOTAL OFFENSE PLAYS-YARDS	54-257	82-447
Fumble Returns-Yards.....	0-0	1-30
Punt Returns-Yards.....	0-0	2-13
Kickoff Returns-Yards.....	9-168	4-57
Interception Returns-Yards.....	2-6	3-51
Punts (Number-Avg).....	6-35.5	3-37.0
Fumbles-Lost.....	1-1	2-0
Penalties-Yards.....	4-35	4-30
Possession Time.....	21:27	38:33
Third-Down Conversions.....	4 of 12	9 of 16
Fourth-Down Conversions.....	0 of 1	0 of 0
Red-Zone Scores-Chances.....	1-1	8-8
Sacks By: Number-Yards.....	0-0	6-42

Individual Statistics

RUSHING: USF -Antoin Campbell 14-108; Garrett Harvey 2-2; TEAM 1-minus 1; W. Hunsucker 7-minus 22. Marian-Robert Gibson 18-107; Tevin Lake 30-84; Justin Billups 1-2; Hayden Northern 2-minus 1.

PASSING: USF -W. Hunsucker 8-25-3-125; Nick Ferrer 2-4-0-8; Akeim Kelsaw 1-1-0-37. Marian-Hayden Northern 18-31-2-255.

RECEIVING: USF -Cam Smith 4-110; Akeim Kelsaw 4-17; C. Appenzeller 2-6; Seth Coate 1-37. Marian-Krishawn Hogan 8-85; A. Jones Jr 3-83; J. Walker Jr 3-46; Trey White 2-23; Terrence Bailey 1-10; Tevin Lake 1-8.

INTERCEPTIONS: USF -Cale Tabler 2-6. Marian-Eric Price 2-35; Garrett Isch 1-16.

FUMBLES: USF -W. Hunsucker 1-1. Marian-Hayden Northern 1-0; Josh Miller 1-0.

STADIUM: SVHF **ATTENDANCE:** 3,608

KICKOFF TIME: 1:00 pm **END OF GAME:** 3:42pm **TOTAL ELAPSED TIME:** 2:42

OFFICIALS: Referee: Brad Mutnick; Umpire: John Lilley; Linesman: Tim Hideman; Line judge: Dan Kellogg; Back judge: Bill Ellis; Field judge: Alan Murray; Side judge: Drew Discher.

TEMPERATURE: 31 **WIND:** 7mph SSW **WEATHER:** partly sunny

SACKS: (UA-A): USF -None. Marian-Shaquille Ash 1-0; Luke Burkhardt 1-0; Jamar Wilhite 1-0; Ryan Hartnett 0-1; Donnie Dulaney 1-0; Griffin Elbert 0-1; A. Wetmore 0-1; D. Dittmore 0-1.

TACKLES: (UA-A): USF -Elliott Nelson 6-8; Kyle Mathewson 3-11; Cale Tabler 3-6; Na'Shawn Lewis 4-3; Kory Stamps 3-4; Keith Harris 3-4; Spencer Cowherd 3-2; K. Thompson 2-3; Steve Kiermaier 1-4; Joey Dynako 2-2; Jamael Green 2-2; Lucas Sparks 2-1; Jeffrey Jones 1-2; Zach Bruce 1-1; Shannon Swain 1-1; C. Johnson 0-2; Andrew Hunt 1-0; Jesse Boley 1-0; Seth Stuart 1-0; Trevon Wilson 0-1; Mike Brevard 0-1; Brandon Almond 0-1; Jason Gardner 0-1. Marian-Daniel Rojas 1-7; Shaquille Ash 2-5; Beau Shields 1-5; Ryan Hartnett 0-6; Griffin Elbert 2-2; Garrett Isch 2-1; Robert Gibson 1-2; Luke Burkhardt 1-2; Kyle Steinebach 1-2; A. Wetmore 0-3; Eric Price 2-0; Bryan Goodin 2-0; Donnie Dulaney 1-1; Obed Jean 0-2; Jacob Pickett 0-2; Kameron Utter 1-0; Jamar Wilhite 1-0; Dhane Thomas 0-1; D. Dittmore 0-1.

POST-GAME NOTES:#27 RV USF posts 16th consec. winning season...Campbell ties Daniel Carter record for career 100-plus yd rushing games with his 13th 100-yd rushing game...also finishes 6th alone on USF career scoring list with 230 pts...just second USF back with more than 600 career rushing attempts...Campbell finishes No. 1 on USF career yards per game rushing list with an average of 85.3 yards per game topping Carter (80.1 YPG)... Campbell finished with 604 carries for 3,155 yards rushing, No. 3 on USF career rushing list... Smith's 110 yards receiving was his 6th career 100-plus yds receiving, 2nd this season... USF loss halted 2-gm win streak vs. NAIA Top 25 Teams ranked higher than USF... USF is 10-25 vs. teams ranked higher than the Cougars... USF was ranked No. 6 in the NAIA Top 25 Preseason Top 25... USF was 0-2 vs. NAIA Top 25 Top 10 teams, 3-3 v. Top 25 teams... loss snapped USF 4-gm win streak... 6th consecutive win for MU... 1st time USF has surrendered 50 or more twice in a season since 1998... 4th most points USF has surrendered in 17 seasons...was 206th gm in USF history, 406th career game for Kevin Donley, who ends 36th season 278-127-1, 164-42-0 at USF.



COUGAR FOOTBALL 2015

2014 STATS

2015 Team Stats

ALL GAMES

TEAM STATISTICS	USF	OPP			
FIRST DOWNS	221	217			
Rushing	77	105			
Passing	121	101			
Penalty	23	11			
RUSHING YARDAGE	1212	1946			
Rushing Attempts	373	483			
Average Per Rush	3.2	4.0			
Average Per Game	110.2	176.9			
TDs Rushing	13	23			
PASSING YARDAGE	2682	2077			
Comp-Att-Int	212-401-14	187-351-13			
Average Per Pass	6.7	5.9			
Average Per Catch	12.7	11.1			
Average Per Game	243.8	188.8			
TDs Passing	28	9			
TOTAL OFFENSE	3894	4023			
Average Per Play	5.0	4.8			
Average Per Game	354.0	365.7			
KICK RETURNS: #-Yards	51-1124	34-541			
PUNT RETURNS: #-Yards	12-112	14-123			
INT RETURNS: #-Yards	13-169	14-147			
FUMBLES-LOST	16-5	23-7			
PENALTIES-Yards	55-484	65-575			
PUNTS-AVG	53-39.7	63-33.5			
TIME OF POSSESSION/Game	29:37	31:10			
3RD-DOWN Conversions	68/162	76/180			
4TH-DOWN Conversions	9/21	8/21			
SCORE BY QUARTERS	1st	2nd	3rd	4th	Total
Saint Francis, Ind.	79	149	56	38	322
Opponents	47	56	78	76	257

USF in ranking in MSFA, NAIA statistics Final 2014

(11 games)	MSFA	NAIA
Scoring Offense	29.3 ppg	6th
Pass Offense	243.8 ypg	3rd
Passing TDs	28	2nd
Pass Efficiency	125.1	5th
Rush Offense	110.2	11th
Rushing TDs	13	7th-T
Total Offense	354.0	7th
1st Downs	221/ 20.1 pg	5th
Scoring Defense	23.4 ppg	7th
Pass Defense	188.8 ypg	5th
TDs	9	1st
Pass Def. Efficiency	104.0	5th
Rush Defense	176.9	10th
TDs	23	13th
Total Defense	365.7	10th
Opponent 1st Downs	217/19.7 pg	11th
Kickoff Returns	22.0 ypr	4th
Kickoff Coverage	40.9 ypk	1st
Punting	39.7 ypp	2nd
Turnover Margin	+20/-19/+1	6th
Punt Returns	9.3 ypr	5th
Interceptions For	13	9th
Sacks by	28 / 196 yds	8th
Sacks against	36 / 243 yds	11th
Penalties	55 / 44.0 ypg	2nd
Opp. Penalties	65 / 52.3 ypg	7th
3rd Dn Conversion	.420	2nd
	68-162	
3rd Dn Conv. Opp	.422	13th
	76-180	
4th Dn Conversion	.429	6th
	9-21	
4th Dn Conver. Opp.	.381	7th
	8-21	
Red Zone Off	39-48 / .812	2nd-T
Opp. Red Zone Off.	35-43 / .814	13th
Field Goal Pct.	9-13 / .692	3rd
PAT Kicking Pct.	35-41 / .854	11th
Time of Possession	29:36	7th



2014 USF Results

RECORD:	OVERALL	HOME	AWAY	NEUTRAL
ALL GAMES	(6-5)	(3-3)	(3-2)	(0-0)
CONFERENCE	(4-2)	(2-1)	(2-1)	(0-0)
NON-CONFERENCE	(2-3)	(1-2)	(1-1)	(0-0)
DATE	OPPONENT	W/L	SCORE	ATTEND
Sep 04, 2014	MO. BAPTIST	W	42-10	2850
Sep 13, 2014	WILLIAM PENN	L	27-28	2583
Sep 20, 2014	at #25 St. Ambrose	W	27-13	-
Sep 27, 2014	#8 GRAND VIEW	L	9-21	2577
*Oct 04, 2014	SIENA HEIGHTS	L	21-27	2787
Oct 11, 2014	at #16 Saint Xavier	L	26-53	2000
*Oct 18, 2014	#18 ST. FRANCIS, ILL.	W	42-20	1783
*Oct 25, 2014	at #12 Robert Morris	W	38-20	680
*Nov 01, 2014	at Concordia	W	30-14	700
*Nov 08, 2014	TAYLOR	W	42-0	1737
*Nov 15, 2014	at #9 Marian	L	18-51	3608



2014 USF Individual Stats Defense

DEFENSIVE LEADERS	GP	Tackles			Sacks			Pass Defense			Fumbles		Blkd	
		Solo	Ast	Total	TFL-Yds	No-Yds	Int-Yds	BU	PD	Qbh	Rcv-Yds	FF	Kick	Saf
31 Kyle Mathewson	11	45	55	100	4.5- 32	3- 20	.	1	1	3	.	1	.	
26 Elliott Nelson	11	35	38	73	.	.	1- 17	4	5	.	.	1	.	
2 Cale Tabler	11	22	42	64	1.5- 3	.	5- 39	5	10	
91 Joey Dynako	10	26	28	54	9.0- 41	5- 32	.	1	1	2	.	.	1	
4 Kory Stamps	11	36	17	53	2.0- 4	.	1- 0	7	8	.	.	1	.	
97 Karrington Thompson	11	24	26	50	7.5- 30	5- 25	.	1	1	8	2- 0	1	1	
27 Jamael Green	11	22	25	47	3.0- 5	.	.	2	2	.	.	1	.	
8 Na'Shawn Lewis	11	25	22	47	6.5- 23	.	1- 0	8	9	
42 Steve Kiermaier	11	20	25	45	4.5- 18	3- 15	1- 20	.	1	.	1- 0	.	.	
9 Brandon Almond	11	17	17	34	3.0- 13	2- 11	.	1	1	3	1- 0	1	.	
54 Lucas Sparks	9	16	16	32	3.5- 17	2- 15	
40 Zach Bruce	11	16	14	30	7.0- 36	4- 30	.	2	2	11	1- 0	2	1	
33 Keith Harris	9	15	14	29	5.0- 36	3- 21	1- 2	1	2	1	.	.	1	
67 Jason Gardner	11	15	11	26	1.5- 6	.	.	1	1	1	.	.	.	
30 Spencer Cowherd	11	12	14	26	2.5- 2	.	.	1	1	1	.	.	.	
92 Jeffrey Jones	11	4	19	23	1.5- 12	2- 12	
20 T. Howard-Smith	6	12	6	18	1.0- 1	.	1- 14	1	2	
52 Mike Brevard	11	4	11	15	1.0- 1	1- 0	.	.	
28 Koree Terrell	6	7	8	15	0.5- 1	.	1- 11	.	1	
18 Shannon Swain	8	8	6	14	.	.	.	3	3	.	.	1	.	
32 Micah Noble	9	6	7	13	
51 Matt Muncy	5	4	4	8	.	.	.	1	1	
29 Trevon Wilson	4	3	4	7	.	.	1- 66	.	1	
94 Dru Durnell	8	3	3	6	2.0- 10	1- 9	.	.	.	2	.	1	1	
41 Jalen McIntyre	4	.	5	5	1- 0	.	.	
44 Taylor Hastings	7	1	4	5	1	.	
39 Tony Allen	4	2	3	5	.	.	.	1	1	
37 Aaron Harris	11	2	3	5	
93 C. Johnson	3	1	3	4	
36 Andrew Hunt	4	1	3	4	.	.	.	1	1	
84 Cam Smith	11	3	.	3	
79 D. Kaplanis	3	.	3	3	
47 Lee Stewart	3	1	1	2	1.0- 1	
17 Stanton Wilhite	2	.	1	1	.	.	.	1	1	
19 Sean Boswell	5	1	.	1	1.0- 2	
53 Jesse Boley	11	1	.	1	
34 Jason Nicodemus	10	.	1	1	
6 Seth Stuart	11	1	.	1	
50 Sean Alford	8	.	1	1	
90 Josh Spitnale	11	1	.	1	
7 Wesley Hunsucker	10	.	1	1	
21 Cody Appenzeller	11	1	.	1	
5 Antoin Campbell	11	1	.	1	
58 58	1	1	1	
TM TEAM	9	2 1	
Total.....	11	414	461	875	69- 294	28- 196	13- 169	44	57	32	7- 0	11	7 1	
Opponents....	11	346	504	850	79- 379	36- 243	14- 147	46	60	38	5- 30	10	8	

2014 USF Individual Stats Offense

RUSHING	GP	Att	Gain	Loss	Net	Avg	TD	Long	Avg/G
Antoin Campbell	11	172	912	32	880	5.1	6	72	80.0
Aaron Harris	11	37	184	11	173	4.7	1	20	15.7
Garrett Harvey	6	22	73	2	71	3.2	0	10	11.8
J. Nicodemus	10	24	71	4	67	2.8	0	12	6.7
Jared Knous	3	6	34	1	33	5.5	0	18	11.0
DJ Manning	3	9	24	2	22	2.4	0	13	7.3
C. Appenzeller	11	7	20	1	19	2.7	0	8	1.7
Bradley Jarzab	10	23	69	51	18	0.8	4	34	1.8
Zac Bo Haydock	1	2	18	0	18	9.0	0	15	18.0
Seth Stuart	11	6	18	3	15	2.5	1	10	1.4
W. Hunsucker	10	42	129	135	-6	-0.1	1	20	-0.6
TEAM	9	6	0	10	-10	-1.7	0	0	-1.1
Logan Rehner	1	1	-5	9	-14	-14.0	0	6	-8.2
Total.....	11	373	1557	345	1212	3.2	13	72	110.2
Opponents.....	11	483	2323	377	1946	4.0	23	71	176.9

PASSING	GP	Effic	Cmp-Att-Int	Pct	Yards	TD	Long	Avg/G
W. Hunsucker	10	139.3	127-230-8	55.2	1786	18	84	178.6
Nick Ferrer	9	101.0	77-152-6	50.7	818	6	67	90.9
Bradley Jarzab	10	127.2	7-16-0	43.8	41	3	11	4.1
Logan Rehner	1	0.0	0-2-0	0.0	0	0	0	0.0
Akeim Kelsaw	11	740.8	1-1-0	100.0	37	1	37	3.4
Total.....	11	125.1	212-401-14	52.9	2682	28	84	243.8
Opponents.....	11	104.0	187-351-13	53.3	2077	9	74	188.8

RECEIVING	GP	No.	Yards	Avg	TD	Long	Avg/G
Cam Smith	11	47	836	17.8	7	84	76.0
Akeim Kelsaw	11	39	372	9.5	4	41	33.8
C. Appenzeller	11	30	332	11.1	2	35	30.2
Seth Coate	11	28	398	14.2	5	60	36.2
Seth Stuart	11	17	176	10.4	2	21	16.0
Matt Noll	10	16	251	15.7	3	40	25.1
Antoin Campbell	11	9	80	8.9	2	19	7.3
Colin Harruff	7	8	116	14.5	0	34	16.6
John Naumcheff	5	5	34	6.8	0	11	6.8
Charles Gaston	6	3	15	5.0	0	10	2.5
J. Nicodemus	10	3	7	2.3	1	5	0.7
Sean Boswell	5	2	22	11.0	0	15	4.4
Zach Gegner	9	2	12	6.0	2	8	1.3
Montay McDowell	6	1	14	14.0	0	14	2.3
Jared Knous	3	1	9	9.0	0	9	3.0
Na'Shawn Lewis	11	1	8	8.0	0	8	0.7
Total.....	11	212	2682	12.7	28	84	243.8
Opponents.....	11	187	2077	11.1	9	74	188.8

FIELD GOALS	Made-Att	Pct	01-19	20-29	30-39	40-49	50-99	Long	Blkd
Ryan Nix	9-13	69.2	0-0	6-7	2-4	1-1	0-1	40	2

PATS

SCORING	TD	FGs	Kick	Rush	Rcv	Pass	DXP	Saf	Points
Ryan Nix	0	9-13	35-41	0-0	0-0	0-0	0-0	0	62
Antoin Campbell	8	0-0	0-0	0-1	0	0-0	0	0	48
Cam Smith	7	0-0	0-0	0-0	0	0-0	0	0	42
Seth Coate	5	0-0	0-0	0-0	0	0-0	0	0	30
Akeim Kelsaw	4	0-0	0-0	0-0	0	0-0	0	0	24
Bradley Jarzab	4	0-0	0-0	0-1	0	0-0	0	0	24
Seth Stuart	3	0-0	0-0	0-0	0	0-0	0	0	18
Matt Noll	3	0-0	0-0	0-0	0	0-0	0	0	18
C. Appenzeller	2	0-0	0-0	0-0	0	0-0	0	0	12
Zach Gegner	2	0-0	0-0	0-0	0	0-0	0	0	12
J. Nicodemus	1	0-0	0-0	0-0	0	0-0	0	0	6
Cale Tabler	1	0-0	0-0	0-0	0	0-0	0	0	6
W. Hunsucker	1	0-0	0-0	0-0	0	0-0	0	0	6
Steve Kiermaier	1	0-0	0-0	0-0	0	0-0	0	0	6
Aaron Harris	1	0-0	0-0	0-0	0	0-0	0	0	6
TEAM	0	0-0	0-0	0-0	0	0-0	0	1	2
Total.....	43	9-13	35-41	0-2	0	0-0	0	1	322
Opponents.....	33	10-12	27-32	0-0	1	1-1	0	0	257

INTERCEPTIONS	No.	Yards	Avg	TD	Long
Cale Tabler	5	39	7.8	1	20
Keith Harris	1	2	2.0	0	2
Elliott Nelson	1	17	17.0	0	17
Steve Kiermaier	1	20	20.0	1	20
Kory Stamps	1	0	0.0	0	0
Koree Terrell	1	11	11.0	0	11
Na'Shawn Lewis	1	0	0.0	0	0
T. Howard-Smith	1	14	14.0	0	14
Trevon Wilson	1	66	66.0	0	66
Total.....	13	169	13.0	2	66
Opponents.....	14	147	10.5	0	31


PUNTING	No.	Yards	Avg	Long	TB	FC	I20	50+	Blkd
Josh Spitznale	51	2026	39.7	69	3	18	15	5	2
TEAM	2	76	38.0	39	0	0	1	0	0
Total.....	53	2102	39.7	69	3	18	16	5	2
Opponents.....	63	2108	33.5	63	3	16	12	3	5

PUNT RETURNS	No.	Yards	Avg	TD	Long
Cale Tabler	10	97	9.7	0	19
Keith Harris	1	0	0.0	0	0
K. Thompson	1	15	15.0	0	0
Total.....	12	112	9.3	0	19
Opponents.....	14	123	8.8	0	47

KICK RETURNS	No.	Yards	Avg	TD	Long
C. Appenzeller	25	544	21.8	0	48
Aaron Harris	12	293	24.4	0	42
Charles Gaston	8	210	26.2	0	46
J. Nicodemus	5	65	13.0	0	19
Matt Noll	1	12	12.0	0	12
Total.....	51	1124	22.0	0	48
Opponents.....	34	541	15.9	0	36

ALL PURPOSE GP	Rush	Rcv	PR	KR	IR	Total	Avg/G
Antoin Campbell	11	880	80	0	0	960	87.3
C. Appenzeller	11	19	332	0	544	895	81.4
Cam Smith	11	0	836	0	0	836	76.0
Aaron Harris	11	173	0	0	293	466	42.4
Seth Coate	11	0	398	0	0	398	36.2
Total.....	11	1212	2682	112	1124	5299	481.7
Opponents.....	11	1946	2077	123	541	4834	439.5

TOTAL OFFENSE	GP	Plays	Rush	Pass	Total	Avg/G
W. Hunsucker	10	272	-6	1786	1780	178.0
Antoin Campbell	11	172	880	0	880	80.0
Nick Ferrer	9	168	-74	818	744	82.7
Aaron Harris	11	37	173	0	173	15.7
Garrett Harvey	6	22	71	0	71	11.8
Total.....	11	774	1212	2682	3894	354.0
Opponents.....	11	834	1946	2077	4023	365.7



2014 USF Leaders Game-by-Game

RUSHING

	No	Gain	Loss	Net	TD	Lg	Avg
G1 Antoin Campbell	11	99	3	96	1	45	8.7
G2 Antoin Campbell	16	63	3	60	1	12	3.8
G3 Antoin Campbell	18	92	4	88	0	24	4.9
G4 Antoin Campbell	21	83	5	78	0	11	3.7
G5 Antoin Campbell	12	59	0	59	1	12	4.9
G6 Antoin Campbell	14	70	2	68	0	11	4.9
G7 Antoin Campbell	16	114	0	114	2	56	7.1
G8 Antoin Campbell	17	44	3	41	0	10	2.4
G9 Antoin Campbell	17	105	1	104	0	25	6.1
G10 Antoin Campbell	16	70	6	64	0	10	4.0
G11 Antoin Campbell	14	113	5	108	1	72	7.7

PASSING

	Cmp-Att-Int	Yds	TD	Lg	Sk
G1 Wesley Hunsucker	11-21-0	113	0	19	0
G2 Wesley Hunsucker	18-33-3	262	3	60	1
G3 Nick Ferrer	28-51-0	300	3	40	2
G4 Nick Ferrer	23-45-3	203	0	32	4
G5 Wesley Hunsucker*	2- 9-0	134	2	84	1
G6 Wesley Hunsucker	30-57-1	357	2	35	6
G7 Wesley Hunsucker	15-20-1	207	2	42	1
G8 Wesley Hunsucker	19-22-0	305	4	60	0
G9 Wesley Hunsucker	12-22-0	142	3	32	3
G10 Wesley Hunsucker	12-21-0	141	1	37	0
G11 Wesley Hunsucker	8-25-3	125	1	54	6

* - did not start

RECEIVING

	No.	Yds	TD	Long
G1 Cam Smith	4	94	1 (67)	67
G2 Seth Coate	4	75	1 (60)	60
G3 Cam Smith	10	108	1 (11)	24
G4 Cam Smith	7	73	0	32
G5 Cam Smith	3	93	1 (84)	84
G6 Cam Smith	5	91	0	32
G7 Seth Coate	7	79	0	20
G8 Akeim Kelsaw	5	86	0	41
G9 Cam Smith	4	42	1	20
G10 Cam Smith	2	47	0	37
G11 Cam Smith	4	110	1 (54)	54

TACKLING

Player	Solo	Ast	Tot	TFL/Yds	Sack.Yds
G1 Lucas Sparks	3	4	7	0.5-0	0-0
G2 Kyle Mathewson	4	10	14	0-0	0-0
Joey Dynako	3	11	14	0-0	0-0
G3 Kyle Mathewson	12	0	12	0-0	0-0
G4 Kyle Mathewson	6	4	10	1.5-16	1.5-16
G5 Kyle Mathewson	3	11	14	1.0- 3	0-0
G6 Karrington Thompson	5	2	7	0.5-1	0-0
G7 Elliott Nelson	7	7	14	0	0
G8 Kyle Mathewson	7	2	9	0	0
G9 Shannon Swain	7	2	9	0	0
G10 Joey Dynako	2	3	5	2.5-10	1.5-8
G11 Elliot Nelson	6	8	14	0	0

MSFA Players of the Week

87 times, 43 different players (1998-2014)

OFFENSE

- 42 / 19 different players
 5 - Jeremy Hibbeln QB
 5 - Chris Bramell QB
 4 - David Yoder QB
 3 - Antoine Taylor QB
 3 - Cory Jacquay RB
 3 - Antoin Campbell RB
 2 - Jeremy Dutcher WR
 2 - Luther Stroder RB
 2 - Eric Hooks QB
 2 - Daniel Carter RB
 2 - Shaine Tierney QB
 2 - Josh Miller QB
 1 - Eric Johnson FB
 1 - Michael Ledo RB
 1 - Adam Denning FB
 1 - Kiante Lindsay RB
 1 - Doug Wasyk RB
 1 - Jeff Wedding QB
 1 - Frank Wolfe III RB

DEFENSE

- 33 / 19 different players
 6 - Brian Kurtz LB
 3 - Chris VanHorn DE
 3 - Paul Carter DB
 2 - Jason Coriano LB
 2 - Scotty Payne DB
 2 - Will Barnes DB
 2 - Keidron (K.J.) Johnson LB
 2 - Ross Bauman DB
 1 - Antwayn Spencer LB
 1 - Traydon Dickerson LB
 1 - Alan Ganaway DB
 1 - Jamie Holman DB
 1 - Carl Thomas LB
 1 - Mark Drobac LB
 1 - Troy Hudson DB
 1 - Stephen Whited DE
 1 - Devon Rush LB
 1 - Taylor Brown DB
 1 - Kory Stamps DB

SPECIAL TEAMS

- 12 / 5 different players
 5 - Austin Coleman, KO return
 3 - Kollin Carman, Punter
 2 - Emerson Ueber, Place-kicker
 1 - Daniel Carter, KOR/RB
 1 - Cody Capps, LB

USF NAIA Players of the Week

1998 - Kiante Lindsay, Fr., RB
 1999 - Jeremy Dutcher, So., WR 2;
 Jason Coriano, So., LB
 2000 - None
 2001 - Jason Coriano, Sr., LB;
 Jeremy Hibbeln, Sr., QB
 2002 - None
 2003 - Chris Bramell, So., QB
 2004 - None
 2005 - Paul Carter, Jr., DB
 2006 - Brian Kurtz, Sr., LB
 2007 - None
 2008 - Daniel Carter >Special Teams<
 Carl Thomas, Jr., LB
 Cody Capps >Special Teams<
 2009 - None
 2010 - Shaine Tierney, Sr., QB
 2011 - Ross Bauman, Sr., LB
 Austin Coleman, Jr.,
 Special Teams (KOR)
 2012 - Austin Coleman, Jr.,
 Special Teams (KOR)
 2013 - Josh Miller, Sr. QB

MSFA Championships

11 - USF in 1999-00*01-02-03-04-05-06-08*12-13 (MEL)
 8 - St. Ambrose 2000-01*02*03-06-07-08*12 (MWL)
 7 - McKendree 1999*02-03-04*05-09, *10 (MWL)
 6 - St. Xavier *2003-04*05 (MWL), 09 (MEL), 10 (MEL), *12 (MEL)
 4 - Grand View (Iowa) *2011*12*13-14 (MWL)
 3 - Findlay *1995-96-97 (MWL)
 3 - Malone 1995*96-98 (MEL)
 3 - Trinity International 1994*95*03 (MWL)
 3 - Marian 2011*12*14 (MEL)
 2 - Geneva *1996-97 (MEL)
 2 - Olivet Nazarene *1999*03 (MWL)
 2 - Taylor 1998*99 (MWL)
 2 - Westminster 1994*96 (MEL)
 2 - William Penn *2010*12 (MWL)
 1 - Walsh *2001 (MEL)
 1 - Tri-State *2001 (MEL)
 1 - Ohio Dominican 2007 (MEL)
 1 - USF (IL) *2011 (MWL)
 1 - Siena Heights (MI) *2014 (MEL)

*tied for league title

Active MSFA Coaching Records

Coach / Institution	Years	MSFA	Overall
Kevin Donley, U. of Saint Francis	17 (1998-2014)	89-16	164-42
Mike Feminis, St. Xavier	15 (1999-2014)	79-26	144-50
Todd Haffner, William Penn	11 (2004-14)	46-28	73-50
Mike Magistrelli, St. Ambrose	8 (2007-14)	37-15	55-30
Ron Korfmacher, Taylor	7 (2008-14)	19-24	34-37

Note: Kevin Donley holds record for most MSFA wins and is all-time leader for overall wins.



2014 MSFA Statistics Leaders (USF in Top 10)

RUSHING	Team	CI	G	Att.-Yds.	Avg.	TD	Long	Avg/G	
1	Lamont Wims	RMU	SR	10	286-1,399	4.9	6	62	139.9
2	Tevin Lake	MAR	SR	14	390-1,385	3.6	17	48	98.9
3	Chris Elliott	TIU	JR	10	180-866	4.8	6	32	86.6
4	Antoin Campbell	USF	SR	11	172-880	5.1	6	72	80
5	Sam Tvedt	WPU	SR	11	86-779	9.1	5	47	70.8

PASSING AVG/ GAME	Team	CI	G	Comp-Att-Int Pct.	Yards	TD	Long	Avg/G	
1	John Rhode	SXU	SO	13	280 - 479 - 16.585	3,609	31	95	277.6
2	Hayden Northern	MAR	JR	13	208 - 354 - 20.588	2,939	22	98	226.1
3	S. Anderson	TIU	JR	9	191 - 323 - 12.591	2,006	18	51	222.9
4	T. Zajkowski	SHU	JR	10	179 - 326 - 11.549	2,177	7	88	217.7
5	Derek Fulton	GVU	JR	12	198 - 372 - 14.532	2,581	22	80	215.1
7	Wesley Hunsucker	USF	SR	10	127 - 230 - 8.552	1,786	18	84	178.6

PASS EFFICIENCY	Team	CI	G	Comp-Att-Int Pct.	Yards	TD	Long	Effic.		
1	Mark Strbjak	SXU	FR	10	12 - 15 - 0	800	184	2	62	227.0
2	Tyler Hafner	WPU	JR	9	27 - 58 - 3	466	451	7	60	141.4
3	Wesley Hunsucker	USF	SR	10	127 - 230 - 8.552	1,786	18	84	139.3	
4	Hayden Northern	MAR	JR	13	208 - 354 - 20.588	2,939	22	98	137.7	
5	John Rhode	SXU	SO	13	280 - 479 - 16.585	3,609	31	95	136.4	

RECEPTIONS/ GAME	Team	CI	G	Rec.	Yards	TD	Long	Avg/C	Avg/G	Rec/G	
1	Stephen Simms	SXU	SO	13	85	1,134	9	95	13.3	87.2	6.5
2	N. DeBenedetti	SXU	SR	13	82	990	9	64	12.1	76.2	6.3
3	Krishawn Hogan	MAR	SO	14	82	1,136	11	44	13.9	81.1	5.9
4	Corey Turner-CNC	JR	11	63	684	7	43	10.9	62.2	5.7	
5	Brad Connor-SAU	JR	10	56	863	7	53	15.4	86.3	5.6	

RECEIVE YDS/ GAME	Team	CI	G	Rec.	Yards	TD	Long	Rec/G	Avg/C	Avg/G	
1	Brady Roland	GVU	SR	12	62	1,167	11	80	5.2	18.8	97.2
2	Stephen Simms	SXU	SO	13	85	1,134	9	95	6.5	13.3	87.2
3	Brad Connor	SAU	JR	10	56	863	7	53	5.6	15.4	86.3
4	Krishawn Hogan	MAR	SO	14	82	1,136	11	44	5.9	13.9	81.1
5	N. DeBenedetti	USF	SR	13	82	990	9	64	6.3	12.1	76.2
6	Cam Smith	USF	JR	11	47	836	7	84	4.3	17.8	76

TOTAL OFFENSE	Team	CI	G	Rush	Pass	Plays	Total	Yds/G	
1	John Rhode	SXU	SO	13	220	3,609	581	3,829	294.5
2	Derek Fulton	GVU	JR	12	836	2,581	550	3,417	284.8
3	S. Anderson	TIU	JR	9	316	2,006	379	2,322	258.0
4	Hayden Northern	MAR	JR	13	7	2,939	393	2,946	226.6
5	T. Zajkowski	SHU	JR	10	-17	2,177	385	2,160	216.0
8	Wesley Hunsucker	USF	SR	10	-6	1,786	272	1,780	178.0

SCORING	Team	CI	G	TD	FG	XPT	2XP	Pts	Pts/G	
1	Martin Waddick	MAR	SR	14	0	19	54	0	111	7.9
2	Tevin Lake	MAR	SR	14	17	0	0	0	102	7.3
3	Abdul Mahdi	SXU	FR	13	0	13	55	0	94	7.2
4	Cory Windle	TIU	SO	10	11	0	0	4	70	7.0
5	Brady Roland	GVU	SR	12	11	1	0	2	71	5.9
7	Ryan Nix	USF	SO	11	0	9	35	0	62	5.6

SCORING (TDs)	Team	CI	G	TD	Rush	Pass	Ret.	PAT	Pts	Pts/G	
1	Tevin Lake	MAR	SR	14	17	0	0	0	102	7.3	
2	Cory Windle	TIU	SO	10	11	0	11	0	2	70	7.0
3	Brady Roland	GVU	SR	12	11	0	11	0	1	68	5.7
4	Randall Wells	SXU	JR	13	12	2	9	1	0	72	5.5
5	Derek Fulton	GVU	JR	12	11	10	1	0	0	66	5.5

SCORING (KICK)	Team	CI	G	PATs	FGs	Pts	Pts/G	
1	Martin Waddick	MAR	SR	14	54-58	19-26	111	7.9
2	Abdul Mahdi	SXU	FR	13	55-63	13-19	94	7.2
3	Josh Techeira	RMU	JR	11	25-28	13-16	64	5.8
4	Ryan Nix	USF	SO	11	35-41	9-13	62	5.6
5	Jeremiah Carter	TIU	SO	10	31-33	7-12	52	5.2
6	Matt Cotiguala	SAU	SR	10	25-29	9-12	52	5.2

PUNT RETURN AVG	Team	CI	G	No.	Yards	TD	Long	Avg.	
1	N. DeBenedetti	SXU	SR	13	22	294	1	61	13.4
2	Reggie Blackmon	SHU	JR	10	12	125	0	35	10.4
3	Brad Connor	SAU	JR	10	14	133	0	47	9.5
4	Jacob Stacy	GVU	JR	11	30	242	0	47	8.1
5	Pete Cimino	SFI	FR	10	21	145	0	20	6.9

KICK RETURN AVG	Team	CI	G	No.	Yards	TD	Long	Avg.	
1	Raphael Dunson	SHU	SR	10	21	560	1	90	26.7
2	Gary Tyler	TIU	FR	8	24	603	1	100	25.1
3	Charles DeLoach	ONU	SO	10	16	392	0	64	24.5
4	Taylor Borst	TAY	SR	11	19	432	0	50	22.7
5	Keonte White	GVU	SR	12	26	578	1	89	22.2
6	Cody Appenzeller	USF	JR	11	25	544	0	48	21.8

ALL PURPOSE	Team	CI	G	Rush	Rcv	PR	KR	Yards	Yards/G	
1	N. DeBenedetti	SXU	SR	13	43	990	294	596	1,923	147.9
2	Lamont Wims	RMU	SR	10	1,399	75	0	0	1,474	147.4
3	Raphael Dunson	SHU	SR	10	139	697	0	560	1,396	139.6
4	Stephen Simms	SXU	SO	13	382	1,134	0	65	1,581	121.6
5	Tevin Lake	MAR	SR	14	1,385	184	0	0	1,569	112.1

PUNTING	Team	CI	G	No.	Yards	Long	Avg.	
1	Josh Techeira	RMU	JR	11	58	2,395	64	41.3
2	Matt Cotiguala	SAU	SR	10	44	1,778	77	40.4
3	Josh Spittale	USF	SO	11	51	2,026	69	39.7
4	Joe Bailey	SXU	FR	13	48	1,877	68	39.1
5	Brandon Haan	TAY	SO	11	76	2,962	62	39.0

FIELD GOALS	Team	CI	G	Made	Att.	Pct.	Made/G	
1	Martin Waddick	MAR	SR	14	19	26	731	1.36
2	Josh Techeira	RMU	JR	11	13	16	812	1.18
3	Abdul Mahdi	SXU	FR	13	13	19	684	1.00
4	Matt Cotiguala	SAU	SR	10	9	12	750	0.90
5	Ryan Nix	USF	SO	11	9	13	692	0.82

FIELD GOAL PCT	Team	CI	G	Made	Att.	Long	Pct.	
1	Emerson Ueber	USF	SR	12	12	16	37	750
2	Spencer Nolen	SXU	SR	11	13	22	50	591

PAT KICKING PCT	Team	CI	G	Made	Att.	Pct.	
1	Jeremiah Carter	TIU	SO	10	31	33	939
2	Martin Waddick	MAR	SR	14	54	58	931
3	Wynn Coggin	TAY	SO	10	22	24	917
4	Josh Techeira	RMU	JR	11	25	28	893
5	Abdul Mahdi	SXU	FR	13	55	63	873
8	Ryan Nix	USF	SO	11	35	41	854

TACKLES (All positions)	Team	CI	G	Pos.	Solo	Ast.	Total	Avg/G	Sacks	
1	Takari Johnson	CNC	SR	11	LB	90	102	192	17.5	17
2	Brandon Ruemler	ONU	SR	11	LB	103	55	158	14.4	2
3	Riley Schussler	TIU	SO	10	LB	59	77	136	13.6	3
4	Adam Sauder	TAY	JR	11	DB	70	46	116	10.5	1
5	Darwin Stone	TIU	SO	10	DB	39	56	95	9.5	0
6	Kyle Mathewson	USF	SR	11	LB	45	55	100	9.1	3

SACKS	Team	CI	G	Pos.	Solo	Ast.	Yards	Total	Avg/G	
1	Greg Hayward	SXU	SR	13	DL	12	6	122	18	1.38
2	Takari Johnson	CNC	SR	11	LB	14	3	107	17	1.55
3	Steve Laski	SAU	SR	10	DL	10	1	72	11	1.1
4	C.J. Marious	SHU	SR	9	DL	7	3	58	10	1.11
5	Shaquille Ash	MAR	SO	14	LB	3	7	53	10	0.71
20	Joey Dynako	USF	SR	10	DE	3	2	32	5	0.5

TACKLES FOR LOSS	Team	CI	G	Pos.	Solo	Ast.	Yards	Total	Avg/G	
1	Takari Johnson	CNC	SR	11	LB	32	15	170	39.5	3.59
2	Greg Hayward	SXU	SR	13	DL	22	12	167	28	2.15
3	Brandon Ruemler	ONU	SR	11	LB	20	7	68	23.5	2.14
4	Beau Shields	MAR	SO	14	LB	14	10	44	19	1.36
5	Trent Bragg	SHU	SR	10	LB	15	7	58	18.5	1.85

PASSES DEFENDED	Team	CI	G	BrUp	Int.	Total	Avg/G	
1	Tyler Mills	TAY	JR	11	18	2	20	1.82
2	Eric Price	MAR	SO	14	15	9	24	1.71
3	Kelvin Gilkey	GVU	SR	12	14	3	17	1.42
4	Lucas Limberg	ONU	JR	11	8	6	1	

Team and Player Recognition

All-Americans and All Conference (Records and Tradition)

All-Americans

2014

None

2013

Cam Edwards, Sr. – AFCA, 1st Team OL; Beyond Sports Network, 1st Team
Kollin Carman, Sr. – AFCA, 2nd Team, punter; BSN, 1st Team
Kory Stamps, Jr. – AFCA, 2nd Team, DB; BSN, 2nd Team
Keith Harris, Jr. – BSN, 3rd Team
Cam Smith, So. – BSN, HM

2012

Taylor Brown, Jr. – AFCA, 1st Team DB; BCSN, HM
Kollin Carman, Jr. – BCSN Special Teams Player of the Year
Austin Coleman, Sr. – BCSN Athlete, 2nd Team; KOR, 3rd Team

2011

Austin Coleman – BCSN, 1st Team KR
Corey Cronk – AFCA, 1st Team OL; BCSN, 3rd Team
Brody Kalbaugh – BCSN, 1st Team LB

2010

Corey Cronk – AFCA, 1st Team OL; VSN (2)
Aaron Knight – VSN, 2nd Team Return Specialist
Bryan Hardister – VSN DL (HM)
Devron Robinson – VSN LB (HM)

2009

Daniel Carter – AFCA, 1st Team; CFSN – RB (2)
Brendan Carragher – CFSN – OL (HM)
Donavan Evans – CFSN – DB (HM)
Carl Thomas – CFSN – LB (HM)
Stephen Whited – CFSN – DE (HM)

2008

Tim Farrell – AFCA, CFSN, 1st Team
Paul Carter III – CFSN, 1st Team
Daniel Carter – CFSN, 1st Team
Derek Bryant – CFSN, HM
Carl Thomas – CFSN, HM
Stephen Whited – CFSN, HM

2007

Brian Smiley – VSN, 1st Team
Tim Farrell – VSN, 2nd Team
Paul Carter III – VSN, 2nd Team
Josh Ekovich – VSN, HM
Daniel Carter – VSN, HM
Carl Thomas – VSN, HM

2006

Brian Kurtz – NAIA Rawlings Player of the Year; AFCA All-American; Victory Sports Network Defensive Player of the Year; Don Hansen

Football Gazette 1st Team Defense
Josh Ekovich – Don Hansen Football Gazette All-America 1st Team Offense; VSN HM Offense
John Wolf – VSN 1st Team Offense
William Knepper – VSN 2nd Team Defense
Clint Bontempo – VSN 2nd Team Defense; DH Football Gazette 3rd Team Defense
Zach Rainey – VSN HM
Daniel Carter – DH Football Gazette HM
Tim Farrell – DH Football Gazette HM
Note: 1st year AFCA select NAIA All-America Team; only 1 selection per team, no 2nd team or honorable mention

2005

Nick Krinn – 1st Team NAIA, 1st Team Football Gazette, 1st Team NAIAFOOTBALL.net
Jarod Leasure – 1st Team NAIA, 1st Team Football Gazette, 1st Team NAIAFOOTBALL.net
Brian Kurtz – 1st Team NAIA, 1st Team NAIAFOOTBALL.net, 1st Team Football Gazette
Jamie Holman – 1st Team NAIA, 1st Team NAIAFOOTBALL.net, 3rd Team Football Gazette
William Knepper – 1st Team NAIA, 1st Team NAIAFOOTBALL.net, 3rd Team NAIAFOOTBALL.net
Adam Jacobowitz – 2nd Team NAIA, 2nd Team Football Gazette, 2nd Team NAIAFOOTBALL.net
Cory Jacquay – 2nd Team Football Gazette, 2nd Team NAIAFOOTBALL.net, HM NAIA
Chris Bramell – 3rd Team NAIA FOOTBALL.net, HM NAIA, HM Football Gazette
Clarence Ellington – 3rd Team NAIAFOOTBALL.net, HM NAIA, HM Football Gazette
Cam Smith – 2nd Team NAIAFOOTBALL.net, HM NAIA
Andy Papagiannis – 3rd Team NAIA FOOTBALL.net, 3rd Team Football Gazette
Michael Ledo – 4th Team NAIA FOOTBALL.net, HM Football Gazette
K.J. Johnson – HM Football Gazette, HM NAIAFOOTBALL.net

2004

Cory Jacquay – NAIA Rawlings Player of the Year, Football Gazette Offensive Back of the Year, 1st Team NAIA; 1st Team, NAIA FOOTBALL.NET
Nick Krinn – 1st Team, NAIA; 1st Team NAIAFOOTBALL.NET; 1st Team, Football Gazette
Jamie Holman – 1st Team NAIA
Chris Van Horn – 1st Team NAIA;

Football Gazette Defensive Lineman of the Year; 1st Team, NAIAFOOTBALL.NET
Curt Garwood – HM NAIA; 2nd Team, Football Gazette; 2nd Team, NAIAFOOTBALL.NET
Jarod Leasure – HM NAIA; 3rd Team, Football Gazette; HM, NAIAFOOTBALL.NET
Adam Jacobowitz – HM NAIA; 2nd Team, Football Gazette
Chris Bramell – HM NAIA; 2nd Team, NAIAFOOTBALL.NET
Adam Sherman – Rimington Award, Center of the Year; 1st Team, Football Gazette; 2nd Team, NAIAFOOTBALL.NET
Brian Kurtz – 2nd Team, NAIAFOOTBALL.NET
Marty Starks -- 4th Team, NAIAFOOTBALL.NET
Eric Hooks – 2nd Team, Football Gazette AP
Michael Ledo – HM NAIAFOOTBALL.NET

2003

Alan Ganaway – 1st Team NAIA, 1st Team Football Gazette, 2nd Team NAIAFOOTBALL.net
Nick Krinn – 2nd Team NAIA, 1st Team NAIAFOOTBALL.net, 3rd Team Football Gazette
Adam Sherman – 2nd Team Football Gazette
Chris Bramell – Honorable Mention Football Gazette
Michael Ledo – 2nd Team NAIAFOOTBALL.net, Honorable Mention Football Gazette
Matt Pettiford – Honorable Mention Football Gazette, Honorable Mention NAIAFOOTBALL.net
Chris Bramell -- Honorable Mention NAIAFOOTBALL.net
Jamie Holman -- Honorable Mention NAIAFOOTBALL.net
Ben Rogers -- Honorable Mention NAIAFOOTBALL.net
Greg Seiss – Honorable Mention NAIAFOOTBALL.net

2002

James Bettcher – Honorable Mention NAIA, 3rd Team Football Gazette
Luther Stroder – Honorable Mention NAIA, 3rd Team Football Gazette
Luke Foster – Honorable Mention NAIA, 3rd Team Football Gazette
Antoine Taylor – Honorable Mention Football Gazette
Michael Ledo – Honorable Mention Football Gazette
Dan Ebey – Honorable Mention Football Gazette

2001

Scotty Payne – 1st Team NAIA, 2nd Team Football Gazette
Ben Platz – Honorable Mention NAIA, HM Football Gazette
Luther Stroder – Honorable Mention NAIA, HM Football Gazette
Jason Coriano – Honorable Mention NAIA, 3rd Team Football Gazette
Will Barnes – Honorable Mention NAIA, HM Football Gazette
Virgal Johnson – 3rd Team Football Gazette
Mike Wessel – HM Football Gazette
Jeremy Hibbeln – HM Football Gazette
James Bettcher – HM Football Gazette

2000

Jeremy Dutcher – 1st Team NAIA, Football Gazette
Will Barnes – Honorable Mention NAIA, Football Gazette
Jason Coriano - Honorable Mention NAIA, Football Gazette
Jeremy Hibbeln – Honorable Mention NAIA, 3rd Team Football Gazette

1999

Jeremy Dutcher – 2nd Team NAIA, Football Gazette

1998

Jeremy Dutcher – Football Gazette

Capital One CoSIDA Academic All-America

2014

Joey Dynako, Sr. – DE, 1st Team; District, 1st Team
Antoin Campbell, Sr. – RB, District, 1st Team
Kegan Morris, Sr. – OL, District, 1st Team

2013

Matt Carden, Sr. – DL, 1st Team; District, 1st Team
Brett Guenther, Sr. – OL, 1st Team; District, 1st Team

2012

Brice Darling, Sr. – OL, 1st Team; District, 1st Team
Lance Carey, Sr. – DL, 2nd Team; District, 1st Team
Matt Carden, So. – DL, 2nd Team; District, 1st Team
Joe Torres, Jr. – LB, District, 3rd Team

2011

Derek Atwood – RB, 1st Team; District 1st Team

Eli Alafogianis – OL, District, 1st Team
Brice Darling – OL, District, 1st Team

2007

Jeff Wedding – QB, District, 2nd Team

2003

Tyler Lockridge, DL, District, 2nd Team
Cory Jacquay – RB, District, 3rd Team

NAIA Daktronics Scholar Athletes / MSFA All-Academic

2014

Antoin Campbell, Sr. – RB (NAIA, MSFA)
Joey Dynako, Sr. – DE (NAIA, MSFA)
Wesley Hunsucker, Sr. – QB (NAIA, MSFA)
Micah Noble, Sr. – DB (NAIA, MSFA)
Stanton Wilhite, Sr. – DB (MSFA)
Koree Terrell, Sr. – LB (MSFA)
Michael Brevard, Sr. – LB (MSFA)
Gus Hancock, Jr. – OL (MSFA)
Cody Appenzeller, Jr. – RB (MSFA)
Sean Alford, Sr. – C (MSFA)
Reilly Flynn, Jr. -- OL (MSFA)

2013

Matt Carden, Sr. – DL (NAIA, MSFA)
Brett Guenther, Sr. – OL (NAIA, MSFA)
Devon Rush, Sr. – LB (NAIA, MSFA)
Joe Torres, Sr. – LB (NAIA, MSFA)
Jake Allen, Sr. – DE (MSFA)
Antoin Campbell, Jr. – RB (NAIA, MSFA)
Joey Dynako, Jr. – DL (NAIA, MSFA)
Wesley Hunsucker, Jr. – QB (NAIA, MSFA)
Micah Noble, Jr. – LB (NAIA, MSFA)
Josh Miller, Sr. – QB (MSFA)
Ethan Chappell, Sr. – LB (MSFA)
Sean Alford, Jr. – OL (MSFA)
Kegan Morris, Jr. – OL (MSFA)
Mike Brevard, Jr. – LB (MSFA)

2012

Lance Carey, Sr. – DL (NAIA, MSFA)
Matt Carden, Jr. – DL (NAIA, MSFA)
Brice Darling, Sr. – OL (NAIA, MSFA)
Rex Drabenstot, Sr. – DE (NAIA, MSFA)
Anthony Moore, Sr. – DE (NAIA, MSFA)
B.J. Moore, Sr. – RB (NAIA, MSFA)
Devon Rush, Jr. – LB (NAIA, MSFA)
Joe Torres, Jr. – LB (NAIA, MSFA)
Jake Allen, Jr. – DE (MSFA)
Justin Juarez, Jr. – LB (MSFA)

2011

Eli Alafogianis – OL (NAIA, MSFA)
Derek Atwood – RB (NAIA, MSFA)
Lance Carey – DL (NAIA, MSFA)
Brice Darling – OL (NAIA, MSFA)
Bradley Whitaker – LB (NAIA, MSFA)
Nick Alles – TE (MSFA)
Rex Drabenstot – DE (MSFA)
Koby Frye – WB (MSFA)
Drew McCool-Solis – OL (MSFA)
Anthony Moore – DE (MSFA)

Derek Shire – DE (MSFA)

2010

Jared Clodfelter – WR (NAIA, MSFA)
Ben Clifford – TE (NAIA, MSFA)
Bo Frye – RB (NAIA, MSFA)
Jon Lehman – DE (NAIA), MSFA)
Shaine Tierney – QB (MSFA)
Taylor Vieck – WB (MSFA)
Jordan Wise – S (MSFA)
Ross Bauman – DB (MSFA)

2009

Brandon Carragher – C (NAIA, MSFA)
Jared Clodfelter – WR (NAIA, MSFA)
Adam Greene – LB (NAIA, MSFA)
Ryan Kauchak – OL (NAIA, MSFA)
Carl Thomas – LB (NAIA, MSFA)
Justin Vela – OL (NAIA, MSFA)
Daniel Carter – RB (MSFA)
Ben Clifford – TE (MSFA)
Bo Frye – RB (MSFA)
Knicholas Middleton – DB (MSFA)
Justin Milcarek – DB (MSFA)
Shaine Tierney – QB (MSFA)

2008

Cody Capps – LB (NAIA / MSFA)
Mickey Cassidy – WR (NAIA / MSFA)
Jared Clodfelter – WR (NAIA / MSFA)
Ryan Kauchak – OL (NAIA / MSFA)
Tom Oliver – OL (NAIA / MSFA)
Joe Piwoszkin – DL (NAIA / MSFA)
Carl Thomas – LB (NAIA / MSFA)
Steve Vaught – LB (NAIA / MSFA)
Jeff Wedding – QB (NAIA / MSFA)
Tim Farrell – DE (MSFA)
Brian Gagle – DB (MSFA)
Adam Greene – LB (MSFA)
Knick Middleton – DB (MSFA)
Justin Milcarek – DB (MSFA)
Kyle Miller – RB (MSFA)
Justin Vela – OL (MSFA)
Doug Wasylyk – RB (MSFA)

2007

Mickey Cassidy – WR (NAIA / MSFA)
Steve Vaught – LB (NAIA / MSFA)
Jeff Wedding – QB (NAIA / MSFA)
Bret Winegardner – DB (NAIA / MSFA)
Cody Capps – LB (MSFA)
Ryan Kauchak – TE (MSFA)
Tommy Oliver – OL (MSFA)
Brian Gagle – DB (MSFA)
Joe Piwoszkin – DL (MSFA)
Wesley Renschler – OL (MSFA)
Luke Lichtensteiger – OL (MSFA)
Chris Schmitt – LB (MSFA)
Doug Wasylyk – RB (MSFA)
Dustin Westafer – LB (MSFA)

2006

Derrick Alderman – RB (NAIA / MSFA)
Clint Bontempo – P (NAIA)
Josh Hoepfner – DB (NAIA)
Brian Kurtz – LB (MSFA)
Chris Schmitt – LB (MSFA)
Cody Van Deursen – LB (MSFA)

2005

Derrick Alderman – RB (NAIA / MSFA)
Cory Jacquay – RB (NAIA / MSFA)

Andy Papagiannis – WR (NAIA / MSFA)
Eric Wagoner – DE (MSFA)
Nick Krinn – OT (MSFA)
Chris Bramell – QB (MSFA)
Cody VanDeursen – OLB (MSFA)

2004

Andy Papagiannis – WR (NAIA / MSFA)
Tim Egbert – RB (NAIA / MSFA)
Cory Jacquay – RB (NAIA / MSFA)
Nick Krinn – OL (MSFA)
Chris Bramell – QB (MSFA)
Joe Didier – LB (MSFA)
Anthony Shefferly – LB (MSFA)
Clint Bontempo – K (NAIA)

2003

Tim Egbert – RB (NAIA / MSFA)
Tyler Lockridge – DE (NAIA / MSFA)
Doug O'Neal – LB (NAIA / MSFA)
Chris Bramell – QB (MSFA)
Joe Didier – LB (MSFA)
Shane Elmore – OL (MSFA)
Lewis Fuller – WR (MSFA)
Andrew Hedegard – DL (MSFA)

2002

James Bettcher – OL (NAIA / MSFA)
Brian Anthony – DL (NAIA / MSFA)
Nick Yack – LB (NAIA / MSFA)
Rick Kloth – OL (NAIA / MSFA)
Tyler Lockridge – DL (NAIA / MSFA)
Doug O'Neal – LB (MSFA)

2001

Matt Luke – TE (NAIA / MSFA)
James Bettcher – OL (NAIA / MSFA)
Trent Schott – OL (NAIA / MSFA)
Rick Kloth – OL (NAIA / MSFA)
Eric Johnson – FB (MSFA)
Eric Vechera – CB (MSFA)
Barney Eureste – DB (MSFA)
Ryan Mikel – WR (MSFA)
Nick Yack – LB (MSFA)

2000

James Bettcher – OL (NAIA / MSFA)
Matt Luke – TE (NAIA / MSFA)
Barney Eureste – DB (MSFA)
Eric Johnson – FB (MSFA)
Joe Klimaski – K (MSFA)
Ryan Mikel – WR (MSFA)

1999

Chad Rose – DE (NAIA / MSFA)

All Mid-States Football Association Selections

2014

1st – 6; 2nd – 4; HM – 3 (13)
Kory Stamps, Sr. – DB (1)
Wesley Hunsucker, Sr. – QB (1)
Jesse Boley, Sr. – C (1)
Zach Bruce, Sr. – DE (1)
Kyle Mathewson, Sr. – LB (1)
Cam Smith, Jr. – WR (1)
Antoin Campbell, Sr. – RB (2)
Kegan Morris, Sr. – OL (2)
Joey Dynako, Sr. – DE (2)
Cale Tabler, Jr. – DB (2)

Steve Kiermaier, Jr. – LB (HM)
Akiem Kelsaw, Jr. – WR (HM)
Karrington Thompson, Jr. – DE (HM)

2013

1st–9; 2nd–5; HM–3 (17)

Cam Edwards, Sr. – OL (1)
Zach Greiner, Sr. – OL (1)
Emerson Ueber, Sr. – PK (1)
Zach Bruce, Jr. – DE (1)
Matt Carden, Sr. – DL (1)
Devon Rush, Sr. – ILB (1)
Keith Harris, Jr. – ILB (1)
Kollin Carman, Sr. – Punter (1)
Kory Stamps, Jr. – DB (1)
David Yoder, Sr. – QB (2)
Kegan Morris, Jr. – OL (2)
Kyle Mathewson, Jr. – LB (2)
Erick Humphrey, Sr. – DB (2)
Taylor Brown, Sr. – DB (2)
Josh Miller, Sr. – QB (HM)
Aaron Knight, Sr. – WR (HM)
Jake Allen, Sr. – DL (HM)

2012

1st–8; 2nd–8; HM–4 (20)
Taylor Brown, So. – DB (1)
Kollin Carman, Jr. – Punter (1)
Austin Coleman, Sr. – WR (1), RS (1)
Antoin Campbell, So. – TB (1)
Brice Darling, Sr. – OL (1)
Cam Edwards, Jr. – OL (1)
Kory Stamps, Jr. – DB (1)
Zach Bruce, So. – DE (2)
Lance Carey, Sr. – DL (2)
Zach Greiner, Jr. – OL (2)
Justin Juarez, Jr. – LB (2)
Brody Kalbaugh, Sr. – LB (2)
Kegan Morris, So. – OL (2)
Devon Rush, Jr. – LB (2)
Matt Smith, Sr. – DL (2)
Akiem Kelsaw, Fr. – WR (HM)
Aaron Knight, Jr. – WR (HM)
Josh Miller, Jr. – QB (HM)
David Yoder, Jr. – QB (HM)

2011

1st–6; 2nd–4; HM–2 (12)

Ross Bauman – DB (1)
Kollin Carman – Punter (1)
Austin Coleman – WR (1)
Corey Cronk – OL (1)
Antoin Campbell – TB (1)
Erick Humphrey – DB (1)
Eli Alafogianis – OL (2)
Koby Frye – WB (2)
Aaron Knight – WR (2)
Wyatt Tuggle – C (2)
Brody Kalbaugh – LB (HM)
Bryce Thornton – WR (HM)

2010

1st–5; 2nd–4; HM–8 (17)

Corey Cronk – OL (1)
Anthony Moore – DE (1)
Bryan Hardister – DL (1)
Devron Robinson – LB (1)
Ross Bauman – LB (1)
Jeremy Mayes – OL (2)
Wyatt Tuggle – C (2)
Frank Wolfe – RB (2)
Jordan Wise – DB (2)
Jared Clodfelter – WR (HM)

Austin Coleman – WR (HM)
 Quinn Doan – LB (HM)
 Antoine Galloway – DB (HM)
 Allen Richardson – DB (HM)
 Shaine Tierney – QB (HM)
 Derek VandenBosch – DB (HM)
 Taylor Vieck – WB (HM)

2009

1st—6; 2nd—3; HM—2 (11)

Brendan Carragher – C (1)
 Daniel Carter – RB (1)
 Donavon Evans – DB (1)
 Ryan Kauchak – OL (1)
 Carl Thomas – LB (1)
 Stephen Whited – DE (1)
 Troy Hudson – DB (2)
 Brian Schultz – WR (2)
 Justin Vela – OL (2)
 Travis Craven – DE (HM)
 Jarrell Hunter – DB (HM)

2008

1st—13; 2nd—7; HM—0 (20)

Daniel Carter – RB (1), MSFA MEL
 Player of the Year
 Derek Bryant – OL (1)
 Brendan Carragher – OL (1)
 Jarod Clodfelter – WR (1)
 Ryan Kauchak – OL (1)
 Rhys Barnhart – K (1)
 Cody Capps – LB (1)
 Paul Carter – DB (1)
 Donavon Evans – DB (1)
 Tim Farrell – DE (1)
 Joe Pivoszkin – DL (1)
 Carl Thomas – LB (1)
 Stephen Whited – DE (1)
 Corey Cronk – OL (2)
 Brian Schultz – WR (2)
 Justin Vela – OL (2)
 Jeremiah Wood – TE (2)
 Mark Drobac – LB (2)
 Jarrell Hunter – LB (2)
 Sam Miles – DB (2)

2007

1st—9; 2nd—4; HM—1 (14)

Daniel Carter – RB (1); Return Specialist (1)
 Paul Carter III – DB (1)
 Josh Ekovich – OL (1)
 Donavon Evans – DB (1)
 Tim Farrell – DE (1)
 Brian Smiley – OL (1)
 Carl Thomas – ILB (1)

Bo Thompson – WR (1)
 Cody Capps – OLB (2)
 William Knepper – DL (2)
 Vincent Price – DE (2)
 Zach Rainey – WR (2)
 Jeff Wedding – QB (HM)

2006

1st—7; 2nd—4; HM—1 (12)

Brian Kurtz – LB (1)
 William Knepper – DL (1)
 Tim Farrell – DE (1)
 John Wolf – OL (1)
 Josh Ekovich – OL (1)
 Brian Smiley – OL (1)
 Zach Rainey – WR (1)
 Derrick Alderman – RB (2)
 Eric Hooks – QB (2)
 Cody Van Deursen – LB (2)
 Doug Wasylk – RB (2)
 Bo Thompson – WR (HM)

2005

1st—12; 2nd—0; HM—0 (12)

Chris Bramell – QB (1) MSFA MEL
 Player of the Year
 Cory Jacquay – RB (1)
 Michael Ledo – FB (1)
 Nick Krinn – OL (1)
 Jarod Leasure – OL (1)
 Adam Jacobowitz – OL (1)
 Andy Papagiannis – WR (1)
 Jamie Holman – DB (1)
 Clarence Ellington – DB (1)
 Brian Kurtz – LB (1)
 Keidron Johnson – LB (1)
 William Knepper – DL (1)

2004

1st—14; 2nd—1; HM—1 (16)

Cory Jacquay – RB (1)
 MSFA Player of the Year
 Chris Bramell – QB (1)
 Curt Garwood – TE (1)
 Jamie Holman – DB (1)
 Nick Krinn – OL (1)
 Michael Ledo – RB (1)
 Matt Pettiford – DL (1)
 Randall Guzman – DL (1)
 Jarod Leasure – OL (1)
 Adam Sherman – OL (1)
 Chris VanHorn – DE (1)
 Adam Jacobowitz – OL (1)
 Marty Starks – LB (1)
 Brian Kurtz – LB (1)
 K.J. Johnson – DB (2)

Sherman Flucas – DB (HM)

2003

1st—9; 2nd—5; HM—1 (15)

Chris Bramell – QB (1)
 Alan Ganaway – DB (1)
 Jamie Holman – DB (1)
 Cory Jacquay – Return Specialist (1), RB (HM)
 Nick Krinn – OL (1)
 Michael Ledo – RB (1)
 Matt Pettiford – DL (1)
 Ben Rogers – LB (1)
 Greg Seiss – WR (1)
 Curt Garwood – TE (2)
 Tyler Lockridge – DE (2)
 Adam Sherman – OL (2)
 Luther Stroder – RB (2)
 Chris VanHorn – DE (2)

2002

1st—5; 2nd—9; HM—6 (20)

James Bettcher – OL (1)
 Dan Ebey – LB (1)
 Luke Foster – DL (1)
 Luther Stroder – RB (1)
 Josh Orth – PK (1)
 Adam Jacobowitz – OL (2)
 Cory Jacquay – SB (2)
 Michael Ledo – RB (2)
 Andy Papagiannis – WR (2)
 Ben Rogers – LB (2)
 Adam Sherman – C (2)
 Antwayn Spender – DB (2)
 Antoine Taylor – QB (2)
 Nick Yack – LB (2)
 Sultan Abdullah – FB (HM)
 Sherman Flucas – DB (HM)
 Curt Garwood – TE (HM)
 Nick Krinn – OL (HM)
 Shaton Merritt – DB (HM)
 Matt Pettiford – DL (HM)

2001

1st—9; 2nd—5; HM—2 (16)

Will Barnes – S (1)
 James Bettcher – OL (1)
 Jason Coriano – LB (1)
 Virgal Johnson – DE (1)
 Scotty Payne – DB (1)
 Ben Platz – OL (1)
 Trent Schott – OL (1)
 Luther Stroder – RB (1)
 Mike Wessel – DL (1)
 John Bengal – LB (2)
 Jeremy Hibbeln – QB (2)

Chad Highley – WR (2)
 Eric Johnson – FB (2)
 Matt Luke – TE (2)
 Dan Ebey – LB (HM)
 Justin Faires – DB (HM)

2000

1st—8; 2nd—4; HM—4 (16)

Jeremy Dutcher – WR (1) MSFA
 Player of the Year
 Will Barnes – S (1)
 Jason Coriano – LB (1)
 Jeremy Hibbeln – QB (1)
 Alphonso James – WB (1)
 Eric Johnson – FB (1)
 Trent Schott – OL (1)
 Mike Wessel – DL (1)
 James Bettcher – OL (2)
 Justin Faires – DB (2)
 Virgal Johnson – DL (2)
 Ben Platz – OL (2)
 Tyler Lockridge – DE (HM)
 Matt Luke – TE (HM)
 Scott Payne – DB (HM)
 Joe Snares – LB (HM)

1999

1st—4; 2nd—3; HM—3 (10)

Will Barnes – DB (1)
 Jeremy Dutcher – WR (1)
 Alfred Fertil – DL (1)
 Jeremy Hibbeln – QB (1)
 Jason Coriano – LB (2)
 Ben Platz – OL (2)
 Trent Schott – OL (2)
 John Bengal – LB (HM)
 Luke Foster – DE (HM)
 Scott Payne – DB (HM)

1998

1st—2; 2nd—3; HM—2 (7)

Jeremy Dutcher – WR (1)
 Kiante Lindsay – RB (1)
 Jason Coriano – LB (2)
 Alfred Fertil – DL (2)
 Ben Platz – OL (2)
 Jeremy Hibbeln – QB (HM)
 Rick Newman – LB (HM)





COUGAR FOOTBALL 2015

RECORDS

Team Records

Rushing Yards

Game: 508 vs. Tiffin (2003)
 Season: 3,962 - (2004)

Passing Yards

Game: 538 vs. Lambuth 11/18/00*
 Season: 3,633 - (2000)

Total Offense (Yards)

Game: 797 vs. William Penn (2007)
 Season: 6,707 - (2004)

Total Touchdowns

Game: 12 vs. Iowa Wesleyan (2000)
 Season: 80 - (2004)

Passing Touchdowns

Game: 6 vs. Geneva (1999)
 6 vs. Walsh (2000)
 6 vs. Lambuth (2000)
 Season: 41 - (2000)

Rushing Touchdowns

Game: 9 vs. Urbana (2002)
 9 @ Iowa Wesleyan (2010)
 Season: 53 - (2004)

First Downs

Game: 34 @ Iowa Wesleyan (2010)
 33 vs. Urbana (1999)
 33 vs. Walsh (2000)
 Season: 352 -- (2004)

Rushing Attempts

Game: 60 vs. Urbana (1999)
 Season: 704 - (2005)

Passing Attempts

Game: 53 @ St. Xavier (11/27/2010)
 52 vs. Lambuth (2000)
 Season: 441 - (2006)

Passing Completions

Game: 37 vs. Lambuth (2000)
 Season: 250 - (2006)

Interceptions Thrown

Game: 4 at Campbellsville (2001)
 Season: 29 - (2001)

Most Rushing Yards Allowed

Game: 398 @ #1 Cumberland 11/30/13*
 358 vs. McKendree (1999)

Season: 2,231 - (1998)

Most Total Yards Allowed

Game: 632 @ St. Xavier (11/27/2010)
 625 vs. Tri-State (1998)
 Season: 4,664 - (1998)

Longest Winning Streak

13 games, 2004, 2005, 2006 -- 1st 13 of season each year

Longest Losing Streak

7 games, (1998)

Consecutive wins -- regular season

54 - Nov. 10, 2001 to Sept. 29, 2007 (@ #6 Ohio Dominican 30, #2 USF 20)

Consecutive wins (Home) -- overall season

56 -- Nov. 3, 2001 to Nov. 7, 2009 (#6 St. Xavier 36, #4 USF 24)

Consecutive wins (Road) -- regular season

32 -- Sept. 30, 2000 to 9-29-07 (@ #6 Ohio Dominican 30, #2 USF 20)

Most Interceptions Received

Game: 5 at Walsh (2004)
 Season: 27 - (2000)
 27 - (2001)

Sacks

Game: 7 @ Malone (2003)
 7 @ William Penn (2003)
 Season: 45 (2006)

Sack Yds

Game: 75 @ William Penn (2003)
 Season: 295 (2003)

Field Goals

Game: 3 @ Bethel (TN) (2007)
 Season: 5 - (2009)

Field Goal Attempts

Game: 3 @ Bethel (TN) 11-24-07
 Season: 7 - (2009)

Punts

Game: 10 vs. Georgetown (1999)
 Season: 53 - (2000)

Punting Average

Game: 51.0 vs. Tri-State (1999)
 Season: 44.1 - (2009)

Most Points Scored

Game: 84 vs. Iowa Wesleyan (2000)
 Season: 555 - (2004)
 Average: 40.3 - (2003)

Fewest Points Scored

Game: 0 vs. Georgetown (1999)
 0 at Georgetown (2002)

Season: 341 - (1998)

Fewest Points Given Up

Game: 0 vs. Urbana 2002
 0 at Iowa Wesleyan 2001
 0 at Taylor 2004
 0 vs. Taylor 2005
 0 vs. Pikesville 2006
 0 @ Taylor 2006
 0 @ Seton Hill 2006
 0 St. Xavier 2006
 0 Trinity International 2008
 0 @ Quincy 2008
 0 Ohio Dominican 2008
 0 Iowa Wesleyan 2009
 0 Concordia 2011
 0 Taylor 2012
 0 Concordia 2013
 0 Taylor 2014

Season: 147 (2004)

Most Points Given Up

Game: 71 vs. Tri-State (1998)
 Season: 399 - (1998)

Fewest Yards Rushing Allowed

Game: -10 at Iowa Wesleyan (2002)
 Season: 1,390 (2003)

Fewest Yards Passing Allowed

Game: 0 vs. Walsh (2004)
 Season: 1,734 - (1999)

Fewest Total Yards Allowed

Game: 57 vs. Walsh (2004)
 Season: 3,382 (2003)

Most Passing Yards Allowed

Game: 570 @ St. Xavier (11/27/2010)
 438 @ Missouri Science & Technology (2009)
 Season: 2,805 -- (2010)
 2,454 - (2000)

Largest Margin of Victory

Game: 75 points -- USF 84, Iowa Wesleyan 9 (2000)

Largest Margin of Defeat

Game: 44 points -- Tri-State 71, USF 27 (1998)

Coaching Records

Years	Coach	YRS	W	L	PCT
1998-14	Kevin Donley	17	164	42	.796

MSFA Midwest League

Years	Coach	YRS	W	L	PCT
1998-14	Kevin Donley	17	89	16	.848

All-Time USF Series Records (1998-2014)

OPPONENT	FIRST MEETING	LAST MEETING	W-L
Baker (KS)	2012	2012	1-0
Bethel (TN)	2006	2007	2-0
Butler (IN)	2000	2004	4-0
Campbellsville (KY)	2001	2001	0-1
Carroll (MT)	2003	2007	0-4
Central State (OH)	2011	2011	1-0
Concordia (MI)	2011	2014	4-0
U. of Cumberlands (KY)	2008	2013	1-1
Faulkner (AL)	2013	2013	1-0
Geneva (PA)	1998	2006	8-1
Georgetown (KY)	1999	2011	3-4
Grand View (IA)	2013	2014	0-2
Hastings (NB)	2004	2004	1-0
Indiana State	2005	2005	1-0
Iowa Wesleyan	1998	2010	6-1
Lindenwood-Belleville (IL)	2012	2012	1-0
Malone (OH)	1998	2011	13-1
Marian (IN)	2007	2014	5-4
McKendree (IL)	1999	2011	4-2
Missouri Baptist	2014	2014	1-0
Missouri Science & Tech	2009	2010	1-1
Missouri State	2011	2011	1-0
Morningside (IA)	2004	2005	2-0
Ohio Dominican	2004	2008	4-1
Olivet Nazarene (IL)	1998	2010	2-1
Pikeville (KY)	2005	2007	3-0
Quincy (IL)	2002	2011	6-0
Robert Morris (IL)	2013	2014	1-1
Saint Ambrose (IL)	2003	2014	9-1
St. Francis (IL)	2013	2014	2-0
Saint Xavier (IL)	1998	2014	8-5
Seton Hill (PA)	2006	2006	1-0
Siena Heights (MI)	2012	2014	2-1
Sioux Falls (SD)	2006	2008	0-2
Taylor (IN)	1998	2014	12-2
Texas College	2012	2012	1-0
Tiffin (OH)	1998	2003	5-1
Tri-State (IN)	1998	2002	3-2
Trinity International (IL)	1999	2010	4-0
Union (KY)	2008	2008	1-0
Urbana (OH)	1998	2008	11-0
Valparaiso (IN)	1999	2000	1-1
Walsh (OH)	1998	2011	14-1
William Penn (IA)	2002	2014	6-1
Wisconsin-Eau Claire	2005	2005	1-0
Wisconsin-LaCrosse	2001	2001	1-0
Wisconsin-River Falls	2006	2006	1-0
Wisconsin-Stevens Point	2012	2012	1-0

Individual Records

Rushing

Years	Player	G	Att-Yds	YPC	TD	Lng	YPG	BG (Att-Yds-TD)
2006-09	Daniel Carter	50	564-4,005	7.1	54	81	80.1	25-239-3 (2008)
2002-05	Michael Ledo	50	626-3,905	6.2	29	72	78.1	18-209-1 (2005)
2011-14	Antoin Campbell	37	604-3,155	5.2	34	78	85.3	37-190-4 (2013)
2002-05	Cory Jacquay	53	462-2,833	6.1	43	79	53.4	18-144-3 (2004)
2000-03	Luther Stroder	45	417-2,311	5.5	44	80	51.4	19-206-4 (2002)
2008-10	Frank Wolfe III	38	342-1,957	5.7	14	81	51.5	26-161-0 (2010)
2002-05	Chris Bramell	44	341-1,818	5.3	31	75	41.3	6-167-2 (2004)
2005-08	Doug Wasylk	47	281-1,604	5.7	14	80	34.1	11-171-2 (2006)
2003-06	Derrick Alderman	49	199-1,312	6.6	7	59	26.8	9-104-1 (2006)
1998-01	Eric Johnson	34	231-1,294	5.6	14	33	38.1	
1998-02	Tom Grasha	41	206-1,096	5.3	9	59	26.1	

BG – Best game with most yards rushed

All-Purpose Yardage (by total yardage)

Years	Player	GP	Rushing	Receiving	KOR	PR	Yds / Av.-G
2006-09	Daniel Carter	50	4,005	1,182	1,949	0	7,117 / 143.4
2002-05	Cory Jacquay	53	2,833	1,944	1,989	6	6,772 / 127.8
1998-00	Jeremy Dutcher	33	16	4,297	0	185	4,498 / 136.3
2000-03	Luther Stroder	45	2,311	1,614	550	0	4,475 / 87.2
2002-05	Michael Ledo	50	3,905	880	78	0	4,863 / 97.3
2009-12	Austin Coleman	41	73	1,907	1,926	0	3,895 / 95.0
2011-14	Antoine Campbell	37	3,155	364	0	0	3,519 / 95.1
2002-05	Andy Papagiannis	53	0	2,160	0	979	3,139 / 61.5
2010-12	Aaron Knight	48	0	2,052	0	687	2,791 / 58.1
2008-11	Frank Wolfe III	38	1,960	51	351	0	2,726 / 71.7
1998, 00	Kiante Lindsay	21	849	984	85	0	1,951 / 92.9
2005-07	Doug Wasylk	37	1,432	323	63	0	1,818 / 49.1

Passing

Years	Player	G	Cmp-Att-Int	Pct.	Yds	TD	Lng	YPG
1998-01	Jeremy Hibbeln	43	708-1,360-63	.521	11,084	107	91	257.8
2002-05	Chris Bramell	44	517-1,099-26	.470	7,256	66	86	164.9
2007-10	Shaine Tierney	41	477- 712-20	.670	5,708	34	91	139.2
2005-08	Jeff Wedding	40	388- 708-19	.548	5,471	52	95	136.8
1998-02	Antoine Taylor	38	230- 462-21	.498	3,669	33	90	96.6
2004-06	Eric Hooks	41	238- 443-14	.537	3,297	33	80	80.4
2012-13	David Yoder	23	275- 479-13	.574	3,173	27	75	138.0
2008-11	Justin Boser	30	240- 413-18	.581	3,036	26	75	101.2
2011-14	Wesley Hunsucker	30	193- 349-11	.553	2,757	26	84	139.9
2010-13	Josh Miller	35	186- 309- 7	.602	2,196	12	63	62.7

Scoring

Years	Player	GP	TD	1XP	FG	2XP	Total	Av. / G
2006-09	Daniel Carter	50	66	0	0	0	396	7.9
2002-05	Cory Jacquay	53	61	0	0	6	376	7.1
1998-00	Jeremy Dutcher	33	57	0	0	1	344	10.4
2000-03	Luther Stroder	45	56	0	4	0	344	7.6
2006-08	Daniel Carter	40	51	0	0	0	306	7.7
2011-14	Antoin Campbell	37	39	0	0	1	236	6.4
2007-09	Rhys Barnhart	36	0	176	16	0	224	6.2
2002-05	Michael Ledo	50	37	0	0	0	222	4.4
2011-13	Emerson Ueber	36	0	137	23	0	206	5.7
2009-12	Austin Coleman	41	30	0	0	0	180	4.3
2005-06	Cale Grzych	28	0	131	5	0	146	5.2
2007-10	Shaine Tierney	41	23	0	0	1	140	3.4
1998-01	Eric Johnson	43	20	0	0	0	120	2.8

Tackles

Years	Player	GP	Solo	Ast	Total	Avg./G
2003-06	Brian Kurtz	51	170	223	393	7.7
2003-05	Jamie Holman	50	147	223	370	7.4
1998-01	Jason Coriano	44	171	166	337	7.7
1998-01	Will Barnes	44	187	135	322	7.3
2009-12	Brody Kalbaugh	36	105	167	272	7.6

Interceptions

Years	Player	GP	Yds.	TD	INTs
2004-05;					
2007-08	Paul Carter	51	615	6	22
1998-01	Scott Payne	37	321	1	18
2011-14	Kory Stamps	45	146	2	13
1998-01	Will Barnes	44	258	1	12
2002-05	Clarence Ellington	52	104	0	12
2002-03	Alan Ganaway	24	246	2	12

Interceptions – Most Yards

Years	Player	GP	INTs	TDs	Yds.
2004-05;					
2007-08	Paul Carter	51	22	6	615
1998-01	Scott Payne	37	18	1	321
1998-01	Will Barnes	44	12	1	258
2002-03	Alan Ganaway	24	12	2	246
2011-14	Kory Stamps	45	13	2	146
2002-05	Clarence Ellington	52	12	0	104

Total Offense (By total yardage)

Years	Player	GP	Plays	Rush	Pass	Total	Avg. / G
1998-01	Jeremy Hibbeln	43	1,574	-328	11,084	10,756	250.1
2002-05	Chris Bramell	44	1,275	1,818	7,256	9,074	206.2
2007-10	Shaine Tierney	41	951	918	5,708	6,626	161.6
2005-08	Jeff Wedding	40	868	577	5,471	6,048	151.2
2006-09	Daniel Carter	50	565	4,005	0	4,005	80.1
2002-05	Michael Ledo	50	626	3,905	0	3,905	78.1
1998-99, 01-02	Antoine Taylor	38	NA	262	3,669	3,931	103.4
2004-06	Eric Hooks	41	571	534	3,297	3,831	93.4
2008-11	Justin Boser	30	472	-48	3,035	2,987	99.6
2002-05	Cory Jacquay	53	458	2,833	0	2,833	53.4
2000-03	Luther Stroder	45	416	2,311	0	2,311	51.4

SILVER HELMET AWARD WINNERS

The Silver Helmet Award is voted on by the USF coaching staff and is based on leadership, coachability and scholarship.



1998 - Micah Sanders QB
 1999 - Matt Luke TE
 2000 - Justin Faires DB
 2001 - Trent Schott OL
 2002 - James Bettcher OL
 2003 - Tyler Lockridge DE
 2004 - Joey Didier LB

2005 - Cam Smith Punter/QB
 2006 - Eric Wagner DE
 2007 - Brian Smiley OL
 2008 - Jeff Wedding QB/
 Mickey Cassidy WR/PR
 2009 - Justin Vela OL
 2010 - Shaine Tierney QB

2011 - Koby Frye, WB
 2012 - Lance Carey, DL
 2013 - Matt Carden, DL;
 Devon Rush, OLB
 2014 - Joey Dynako, DE

USF Scores Game-by-Game, Year-by-Year

1998

Coach: Kevin Donley

Record: 2-8 MSFA MEL 7th place 1-5

W	56	@ St. Xavier	28
L	18	Taylor	40
L	24	@ Olivet Nazarene	28
L	30	+Malone	55
L	27	+@ Tri-State	71
L	41	+Walsh (2 OT)	44
L	34	+@ Geneva	45
L	15	+Tiffin	21
W	61	+@ Urbana26	
L	35	Iowa Wesleyan	41

1999

Coach: Kevin Donley (MSFA COY)

Record: 8-3 MSFA MEL Champs 6-0

L	6	@ Valparaiso	35
W	42	Saint Xavier	38
L	21	McKendree	27
W	56	+Geneva	26
W	21	+@ Tiffin	14
W	35	+Urbana	12
W	54	Trinity	36
W	30	+@ Malone	14
W	61	+Tri-State	14
W	40	+@ Walsh	23
L	0	*@ Georgetown	38

2000

Coach: Kevin Donley (MSFA COY)

Record: 10-2 MSFA MEL Champs 6-0

W	56	@ Butler	37
W	84	Iowa Wesleyan	9
W	34	Valparaiso	30
L	14	@ McKendree	28
W	21	+@ Geneva	20
W	42	+Tiffin	13
W	44	+@ Urbana	14
W	48	+Malone	10
W	21	+@ Tri-State	14
W	42	+Walsh	14
W	48	*Lambuth 33	
L	19	**@ Georgetown	37

2001

Coach: Kevin Donley

Record: 9-2 MSFA MEL Tri-Champs 5-1

W	41	Butler	20
W	49	@ Iowa Wesleyan	9
W	20	Wis.-LaCrosse	12
W	23	McKendree	15
W	30	+Geneva	6
W	20	+@ Tiffin	14
W	42	+Urbana	38
W	58	+@ Malone	17
L	20	+Tri-State 27	
W	30	+@ Walsh 12	
L	21	@ *Campbellsville	42

2002

Coach: Kevin Donley (MSFA COY)

Record: 11-1 MSFA MEL Champs 6-0

W	41	@ Tiffin	31
W	45	Iowa Wesleyan	20
W	49	@ William Penn	14
W	35	+@ Geneva	28
W	77	Quincy	21
W	70	+Urbana	0
W	35	+@ Taylor 20	
W	33	+Malone	27
W	48	+@ Tri-State	28
W	40	+Walsh	29
W	34	* St. Xavier	30
L	0	@ ** Georgetown	24

2003

Coach: Kevin Donley (MSFA COY)

Record: 12-1 MSFA MEL Champs 6-0

W	48	Tiffin	31
W	49	@ William Penn	14
W	45	St. Ambrose	40
W	49	+Geneva	16
W	47	@ Butler	16
W	38	+@ Urbana	23
W	48	+Taylor	14
W	36	+@ Malone	14
W	34	+Quincy	13
W	41	+@ Walsh 24	
W	34	*Georgetown	23
W	41	**St. Ambrose (IL)	14
L	14	***@ Carroll (MT)	38

2004

Coach: Kevin Donley (MSFA COY, NAIA COY)

Record: 13-1, MSFA MEL Champs 7-0

W	55	+Ohio Dominican	3
W	33	@ McKendree	10
W	62	Iowa Wesleyan	8
W	30	@ Geneva	24
W	35	Butler	7
W	37	Urbana	20
W	46	@ Taylor	0
W	40	Malone	6
W	49	@ Quincy 13	
W	42	Walsh	14
W	53	*Morningside	3
W	48	**Hastings 17	
W	12	***Georgetown	7
L	13	Carroll	15

2005

Coach: Kevin Donley

Record: 13-1, MSFA MEL Champs 7-0

W	42	@ Indiana State	10
W	28	McKendree	21
W	35	UW-Eau Claire	10
W	50	#19 Geneva	22
W	49	@ Ohio Dominican	7
W	35	@ #19 Urbana	3
W	55	Taylor	0
W	28	@ Malone 7	
W	53	Quincy	19
W	21	@ #11 Walsh	7
W	41	*#13 Pikeville (Ky)	7
W	44	***#5 Georgetown	14
W	42	***#3 Morningside	14
L	10	#1 Carroll	27

2006

Coach: Kevin Donley

Record: 13-1, MSFA MEL Champs 6-0

W	39	@ William Penn	6
W	63	Pikeville	0
W	63	UW-River Falls	8
W	21	#27 Ohio Dominican	17
W	35	#18 Urbana	12
W	49	@ Taylor	0
W	34	#23 Malone	12
W	55	@ Seton Hill (PA)	0
W	21	#3 Walsh	7
W	21	@ Geneva	20
W	42	* #16 Walsh	3
W	42	** #8 Bethel (TN)	35
W	49	***#9 Saint Xavier (IL)	20
L	19	#2 Sioux Falls (SD)	23

2007

Coach: Kevin Donley

Record: 11-2, MSFA MEL 6-1

W	71	William Penn (IA)	7
W	55	@ Pikeville (KY)	3
W	20	@ #15 St. Ambrose (IA)	7
L	20	@ #6 Ohio Dominican	30
W	57	Marian (OH)	7
W	69	Taylor (IN)	29
W	42	@ Walsh (OH)	14
W	42	#31 Urbana (OH)	16
W	31	@ #18 Malone (OH)	17
W	42	#6 St. Xavier (IL)	13
W	35	*#12 Lindenwood (MO)	14
W	30	** @ #4 Bethel (TN)	27
L	7	***#2 @ Carroll (MT)	23

2008

Coach: Kevin Donley

Record: 12-1, MSFA MEL 6-0

W	67	Trinity International	0
W	21	@ Quincy	0
W	55	@ Taylor	7
W	43	#10 St. Ambrose	14
W	35	#8 Ohio Dominican	0
W	63	@ Marian	14
W	52	Walsh	12
W	62	@ Urbana	20
W	45	#10 Malone	24
W	47	@ #18 St. Xavier	30
W	58	* #11 Union (KY)	3
W	31	**#8 U. of Cumbatands (KY)	20
L	6	***@ #1 Sioux Falls (SD)	24

2009

Coach: Kevin Donley

Record: 7-3, MSFA MEL 5-2

W	55	Iowa Wesleyan	0
W	30	@ #9 St. Ambrose	10
W	28	Marian	7
W	42	@ #23 Malone	14
W	20	@ #20 Walsh	14
W	63	Trinity International	7
L	37	@ Missouri Sci. & Tech	39
W	56	Olivet Nazarene	7
L	24	#6 St. Xavier	36
L	16	@ #25 Taylor	23

2010

Coach: Kevin Donley

Record: 10-2, MSFA MEL 6-1 (2nd)

W	70	@ Iowa Wesleyan	7
W	31	#17 St. Ambrose	20
W	28	@ #13 Marian	25
W	23	Malone	17
W	20	#8 Walsh	14
W	33	@ Trinity International	6
W	41	Missouri Sci. & Tech	14
W	63	@ Olivet Nazarene	7
L	6	@ #3 St. Xavier	30
W	33	Taylor	21
W	46	*#5 Lindenwood (MO)	38
L	21	**@ #3 St. Xavier (IL)	21

2011

Coach: Kevin Donley

Record: 9-3, MSFA MEL 3-2 (3rd)

W	34	@ #31 St. Ambrose (IA)	33
W	33	McKendree (IL)	7
W	69	@ Concordia (MI)	0
L	31	#1 St. Xavier (IL)	42
W	42	@ Walsh (OH) OT	41
L	13	#2 Marian (IN)	40
W	47	Malone (OH)	10
W	34	@ Quincy (IL)	7
W	46	@ Taylor (IN)	14
W	59	Central State (OH)	20
W	28	*#7 Missouri State	14
L	14	**@ #3 Georgetown (KY)	26

2012

Coach: Kevin Donley, 15th season

Record: 9-3, MSFA MEL 4-1 T-1st

W	46	@ Texas College	10
W	39	UW-Stevens Point	31
L	14	#20 St. Ambrose	15
W	76	Concordia (MI)	14
W	25	@ #1 St. Xavier (IL)	13
L	38	@ #1 Marian	45
W	29	@ #5 Will. Penn (IA)	19
W	31	Siena Heights (MI)	7
W	21	Taylor	0
W	44	@ L'wood-Belleville	7
W	22	#11 *Baker (KS)	17
L	34	@ #5 Marian**	45

2013

Coach: Kevin Donley, 16th season

Record: 9-3, MSFA MEL 5-1, 1st

W	31	@ #16 William Penn (IA)	13
W	38	#7 St. Ambrose (IA)	37
L	7	@ #7 Grandview (IA)	23
W	28	@ #25 Siena Heights (MI)	17
W	45	#10 St. Xavier (IL)	20
W	37	@ #20 St. Francis (IL)	28
L	24	Robert Morris (IL)	28
W	54	Concordia (MI)	0
W	20	@ Taylor (IN)	12
W	41	#27 Marian (IN)	24
W	20	#9 Faulkner (AL)	13
L	14	@ #1 U. of Cumbatands (TN)	28

2014

Coach: Kevin Donley, 17th season

Record: 6-5, MSFA MEL 4-2, 3rd

W	42	Missouri Baptist	10
L	27	William Penn	28
W	27	@ #25 St. Ambrose	13
L	9	#8 Grand View	21
L	21	Siena Heights	27
L	26	@ #16 St. Xavier	53
W	42	#18 St. Francis (IL)	20
W	38	@ #12 Robert Morris	20
W	30	@ Concordia	14
W	42	Taylor	0
L	18	@ #9 Marian	51

* NAIA Playoffs 1st Round

**NAIA Quarterfinals

***NAIA Semifinals



USF Career Leaders

Rushing

Years	Player	G	Att-Yds	YPC	TD	Lng	YPG	BG (Att-Yds-TD)
2006-09	Daniel Carter	50	564-4,005	7.1	54	81	80.1	25-239-3 (2008)
2002-05	Michael Ledo	50	626-3,905	6.2	29	72	78.1	18-209-1 (2005)
2011-14	Antoin Campbell	37	604-3,155	5.2	34	78	85.3	37-190-4 (2013)
2002-05	Cory Jacquay	53	462-2,833	6.1	43	79	53.4	18-144-3 (2004)
2000-03	Luther Stroder	45	417-2,311	5.5	44	80	51.4	19-206-4 (2002)
2008-10	Frank Wolfe III	38	342-1,957	5.7	14	81	51.5	26-161-0 (2010)
2002-05	Chris Bramell	44	341-1,818	5.3	31	75	41.3	6-167-2 (2004)
2005-08	Doug Wasylyk	47	281-1,604	5.7	14	80	34.1	11-171-2 (2006)
2003-06	Derrick Alderman	49	199-1,312	6.6	7	59	26.8	9-104-1 (2006)
1998-01	Eric Johnson	34	231-1,294	5.6	14	33	38.1	
1998-02	Tom Grasha	41	206-1,096	5.3	9	59	26.1	

BG – Best game with most yards rushed

Passing

Years	Player	G	Cmp-Att-Int	Pct.	Yds	TD	Lng	YPG
1998-01	Jeremy Hibbeln	43	708-1,360-63	.521	11,084	107	91	257.8
2002-05	Chris Bramell	44	517-1,099-26	.470	7,256	66	86	164.9
2007-10	Shaine Tierney	41	477- 712-20	.670	5,708	34	91	139.2
2005-08	Jeff Wedding	40	388- 708-19	.548	5,471	52	95	136.8
1998-02	Antoine Taylor	38	230- 462-21	.498	3,669	33	90	96.6
2004-06	Eric Hooks	41	238- 443-14	.537	3,297	33	80	80.4
2012-13	David Yoder	23	275- 479-13	.574	3,173	27	75	138.0
2008-11	Justin Boser	30	240- 413-18	.581	3,036	26	75	101.2
2011-14	Wesley Hunsucker	30	193- 349-11	.553	2,757	26	84	139.9
2010-13	Josh Miller	35	186- 309- 7	.602	2,196	12	63	62.7

Receiving

Years	Player	G	Rec-Yds	Avg./PC	TD	Lng	Avg. / G
1998-00	Jeremy Dutcher	33	225-4,297	19.1	57	88	130.2
2002-05	Andy Papagiannis	53	143-2,160	15.1	18	58	42.4
2004-07	Zach Rainey	53	132-2,109	16.0	15	65	39.8
2010-13	Aaron Knight	48	180-2,052	11.4	9	75	42.8
2002-05	Cory Jacquay	53	127-1,944	15.3	16	83	36.7
2009-12	Austin Coleman	41	118-1,907	16.2	21	72	46.5
2003-07	Bo Thompson	44	100-1,874	18.7	17	80	42.6
2007-10	Jared Clodfelter	38	108-1,786	16.5	16	91	47.0
2012-14	Cam Smith	24	108-1,783	16.5	11	84	74.3
2000-03	Luther Stroder	45	127-1,614	12.7	12	57	35.9
2006-09	Brian Schultz	45	106-1,502	14.2	13	88	33.4
2002-04	Greg Seiss	38	71-1,384	19.5	12	72	36.4
2012-14	Akeim Kelsaw	35	124-1,213	9.8	11	41	34.7
2006-09	Daniel Carter	50	99-1,182	11.9	11	95*	24.1
2009-11	Austin Coleman	29	70-1,159	16.6	15	72	40.0
2000-01	Chad Highley	21	62-1,022	16.5	3	60	48.7
1998, 2000	Kiante Lindsay	21	64- 984	15.4	11	91	46.9

*Did not score at TD

Total Offense (By total yardage)

Years	Player	GP	Plays	Rush	Pass	Total	Avg. / G
1998-01	Jeremy Hibbeln	43	1,574	-328	11,084	10,756	250.1
2002-05	Chris Bramell	44	1,275	1,818	7,256	9,074	206.2
2007-10	Shaine Tierney	41	951	918	5,708	6,626	161.6
2005-08	Jeff Wedding	40	868	577	5,471	6,048	151.2
2006-09	Daniel Carter	50	565	4,005	0	4,005	80.1
2002-05	Michael Ledo	50	626	3,905	0	3,905	78.1
1998-99, 01-02	Antoine Taylor	38	NA	262	3,669	3,931	103.4
2004-06	Eric Hooks	41	571	534	3,297	3,831	93.4
2008-11	Justin Boser	30	472	-48	3,035	2,987	99.6
2002-05	Cory Jacquay	53	458	2,833	0	2,833	53.4
2000-03	Luther Stroder	45	416	2,311	0	2,311	51.4

All-Purpose Yardage (By total yardage)

Years	Player	GP	Rushing	Receiving	KOR	PR	Yds / Av.-G
2006-09	Daniel Carter	50	4,005	1,182	1,949	0	7,171 / 143.4
2002-05	Cory Jacquay	53	2,833	1,944	1,989	6	6,772 / 127.8
1998-00	Jeremy Dutcher	33	16	4,297	0	185	4,498 / 136.3
2000-03	Luther Stroder	45	2,311	1,614	550	0	4,475 / 87.2
2002-05	Michael Ledo	50	3,905	880	78	0	4,863 / 97.3
2009-12	Austin Coleman	41	73	1,907	1,926	0	3,895 / 95.0
2011-14	Antoin Campbell	37	3,155	364	0	0	3,519 / 95.1
2002-05	Andy Papagiannis	53	0	2,160	0	979	3,139 / 61.5
2010-12	Aaron Knight	48	0	2,052	0	687	2,791 / 58.1
2008-11	Frank Wolfe III	38	1,960	51	351	0	2,726 / 71.7
1998, 00	Kiante Lindsay	21	849	984	85	0	1,951 / 92.9
2005-07	Doug Wasylyk	37	1,432	323	63	0	1,818 / 49.1

Scoring

Years	Player	GP	TD	1XP	FG	2XP	Total	Av. / G
2006-09	Daniel Carter	50	66	0	0	0	396	7.9
2002-05	Cory Jacquay	53	61	0	0	6	376	7.1
1998-00	Jeremy Dutcher	33	57	0	0	1	344	10.4
2000-03	Luther Stroder	45	56	0	4	0	344	7.6
2006-08	Daniel Carter	40	51	0	0	0	306	7.7
2011-14	Antoin Campbell	37	39	0	0	1	236	6.4
2007-09	Rhys Barnhart	36	0	176	16	0	224	6.2
2002-05	Michael Ledo	50	37	0	0	0	222	4.4
2011-13	Emerson Ueber	36	0	137	23	0	206	5.7
2009-12	Austin Coleman	41	30	0	0	0	180	4.3
2005-06	Cale Grzych	28	0	131	5	0	146	5.2
2007-10	Shaine Tierney	41	23	0	0	1	140	3.4
1998-01	Eric Johnson	43	20	0	0	0	120	2.8



Tackles

Years	Player	GP	Solo	Ast	Total	Avg./G
2003-06	Brian Kurtz	51	170	223	393	7.7
2003-05	Jamie Holman	50	147	223	370	7.4
1998-01	Jason Coriano	44	171	166	337	7.7
1998-01	Will Barnes	44	187	135	322	7.3
2009-12	Brody Kalbaugh	36	105	167	272	7.6



Interceptions

Years	Player	GP	Yds.	TD	INTs
2004-05;					
2007-08	Paul Carter	51	615	6	22
1998-01	Scott Payne	37	321	1	18
2011-14	Kory Stamps	45	146	2	13
1998-01	Will Barnes	44	258	1	12
2002-05	Clarence Ellington	52	104	0	12
2002-03	Alan Ganaway	24	246	2	12

Interceptions - Most Yards

Years	Player	GP	INTs	TDs	Yds.
2004-05;					
2007-08	Paul Carter	51	22	6	615
1998-01	Scott Payne	37	18	1	321
1998-01	Will Barnes	44	12	1	258
2002-03	Alan Ganaway	24	12	2	246
2011-14	Kory Stamps	45	13	2	146
2002-05	Clarence Ellington	52	12	0	104

USF Yearly Leaders

Rushing						
Year	Player	Att-Yds	TD	YPC	YPG	HG
1998	Kiante Lindsay	102-679	5	6.6	67.9	203
1999	Tom Grasha	70-377	4	5.4	41.9	100
2000	Eric Johnson	74-442	6	6.0	36.8	90
2001	Eric Johnson	108-543	5	5.0	49.4	143
2002	Luther Stroder	142-991	20	7.0	82.6	206
2003	Michael Ledo	213-1,371	9	6.4	105.5	189
2004	Cory Jacquay	150-1016	20	6.8	72.6	144
2005	Michael Ledo	161- 943	4	5.9	72.5	209
2006	Daniel Carter	103- 960	9	9.3	68.6	194
2007	Daniel Carter	137- 863	11	6.3	66.4	93
2008	Daniel Carter	180-1,132	20	6.3	87.1	239
2009	Daniel Carter	144-1,076	14	7.3	105.0	173
2010	Frank Wolfe III	155- 930	5	6.0	77.5	161
2011	Frank Wolfe III	116- 658	6	5.7	82.2	127
2012	Antoin Campbell	240-1,245	11	5.2	103.8	143
2013	Jason Nicodemus	115-512	3	4.3	55.2	128
2014	Antoin Campbell	172-880	6	5.1	80.0	

Passing						
Year	Player	C-A-Int	Yds	Pct.	TD	High Game
1998	Jeremy Hibbeln	128-258-14	2,338	.496	23	319 yds./4 TD
1999	Jeremy Hibbeln	204-378-12	3,052	.540	28	402 yds./5 TD
2000	Jeremy Hibbeln	231-427-13	3,548	.541	41	538 yds./6 TD
2001	Jeremy Hibbeln	145-297-24	2,146	.488	15	298 yds./3 TD
2002	Antoine Taylor	154-287-12	2,547	.537	20	352 yds./3 TD
2003	Chris Bramell	157-308-7	2,426	.510	28	403 yds / 4 TD
2004	Chris Bramell	188-338-7	2,452	.556	18	308 yds / 1 TD
2005	Chris Bramell	163-299-10	2,236	.545	20	319 yds / 3 TD
2006	Eric Hooks	206-371-11	2,828	.555	27	347 yds / 3 TD
2007	Jeff Wedding	163-311-9	2,299	.524	20	332 yds / 3 TD
2008	Jeff Wedding	180-325-8	2,470	.554	26	298 yds / 2 TD
2009	Shaine Tierney	182-273-8	2,142	.667	11	311 yds / 2 TD
2010	Shaine Tierney	231-340-11	2,687	.679	14	351 yds / 2 TD
2011	Justin Boser	172-297-12	2,233	.579	17	306 yds / 2 TD
2012	David Yoder	119-208- 9	1,478	.572	11	329 yds / 3 TD
2013	David Yoder	156-271- 4	1,795	.576	16	262 yds / 2 TD*
2014	Wesley Hunsucker	127-230- 8	1,786	.552	18	357 yds / 2 TD

* -- Yoder had 4 TD game in 2nd half vs. Marian 11-16-13

Receiving						
Year	Player	Rcpt-Yds	Avg./Rcpt	TD	Avg./G	High Game
1998	Jeremy Dutcher	57-1,278	22.4	15	159.8	188 yds./2 TD
1999	Jeremy Dutcher	88-1,472	16.7	19	133.8	251 yds./2 TD
2000	Jeremy Dutcher	80-1,547	19.3	23	128.9	340 yds./4 TD
2001	Luther Stroder	53- 771	14.5	6	70.1	196 yds./3 TD
2002	Andy Papagiannis	33- 632	19.2	2	52.7	164 yds./1 TD
2003	Greg Seiss	29- 637	22.0	6	53.1	143 yds./2 TD
2004	Andy Papagiannis	40- 523	13.1	5	37.4	124 yds./2 TD
2005	Andy Papagiannis	49- 661	13.5	9	47.2	183 yds / 2 TD
2006	Bo Thompson	48- 892	18.6	8	63.7	134 yds / 1 TD
2007	Zach Rainey	41- 695	17.0	5	57.9	131 yds / 0 TD
2008	Brian Schultz	40- 573	14.3	5	44.1	129 yds / 0 TD
2009	Brian Schultz	47- 653	13.9	3	65.3	113 yds / 1 TD
2010	Jarod Clodfelter	54- 898	16.6	7	74.8	181 yds / 1 TD
2011	Aaron Knight	47- 632	13.4	3	52.7	86 yds / 0 TD
2012	Austin Coleman, Sr.	47- 717	15.3	7	59.8	109 yds / 1 TD
2013	Cam Smith, So.	59 - 921	15.6	4	83.7	159 yds / 1 TD
2014	Cam Smith, Jr.	47-- 836	17.8	7	76.0	110 yds / 1 TD

All-Purpose Yardage									
Year	Player	G	Rush	Rcvg	PR	KOR	IR	Total	Avg./g
1998	Kiante Lindsey, Fr.	10	668	679	0	85	0	1,432	143.2
1999	Jeremy Dutcher, Jr.	11	16	1,472	71	0	0	1,559	141.7
2000	Jeremy Dutcher, Sr.	12	0	1,547	0	0	0	1,547	128.9
2001	Luther Stroder, So.	11	511	771	0	0	0	1,282	116.5
2002	Cory Jacquay, Fr.	12	517	397	0	597	0	1,511	125.9
2003	Michael Ledo, So.	13	1,371	328	0	0	0	1,699	130.7
2004	Cory Jacquay, Jr.	14	1,016	506	0	452	0	1,980	141.4
2005	Cory Jacquay, Sr.	14	793	660	0	364	0	1,817	129.8
2006	Daniel Carter, Fr.	14	960	296	0	584	0	1,840	131.4
2007	Daniel Carter, So.	13	863	369	0	625	0	1,857	142.8
2008	Daniel Carter, Jr.	13	1,132	301	0	592	0	2,025	155.8
2009	Daniel Carter, Sr.	10	1,050	216	0	183	0	1,449	144.9
2010	Frank Wolfe III, Jr.	12	930	266	0	0	0	1,196	99.7
2011	Austin Coleman, Jr.	10	40	405	0	654	0	1,099	109.9
2012	Austin Coleman, Sr.	12	30	717	0	969	0	1,716	143.0
2013	Cam Smith, So.	11	921	921	0	0	0	921	83.7
2014	Antoin Campbell, Sr.	11	880	80	0	0	0		

Scoring													
Year	Player	Pos.	GP	TD	2XP	TP	Av / G						
1998	Jeremy Dutcher, So.	WR	10	15	0	90	9.0						
1999	Jeremy Dutcher, Jr.	WR	11	19	1	116	10.5						
2000	Jeremy Dutcher, Sr.	WR	12	23	0	138	11.5						
2001	Luther Stroder, So.	RB	11	17	2	106	9.6						
2002	Luther Stroder, Jr.	RB	12	22	0	132	11.0						
2003	Michael Ledo, So.	RB	13	13	0	78	6.0						
2004	Cory Jacquay, Jr.	RB	14	23	2	144	10.3						
2005	Cory Jacquay, Sr.	RB	14	16	2	98	7.0						
2006	Daniel Carter, Fr.	RB	14	13	0	78	5.6						
2007	Daniel Carter, So.	RB	13	13	0	78	6.0						
2008	Daniel Carter, Jr.	RB	13	20	0	150	11.5						
2009	Daniel Carter, Sr.	RB	10	15	0	90	9.0						
2010	Shaine Tierney, Sr.	QB	12	11	1	68	5.7						
2011	Antoin Campbell, Fr.	TB	11	13	0	78	7.1						
2012	Antoin Campbell, So.	TB	12	11	1	68	5.7						
2013	Emerson Ueber, Sr.	PK	12	0	0	81	6.8						
2014	Ryan Nix, So.	PK	11	0	0	62	5.6						

Tackles									
Years	Player	Solo	Ast	Total	For Loss	Sack/Yds.	Int/Yds		
1998	Jason Coriano	40	54	94	4-4	2.5-0	4-106		
1999	Will Barnes	63	31	94	1-1	0-0	2-82		
2000	Jason Coriano	43	43	86	13-60	0-0	3-23		
2001	Will Barnes	46	35	81	0-0	0-0	2-40		
2002	Ben Rogers	52	39	91	11-39	2.0-22	0-0		
2003	Jamie Holman	47	71	118	1.5-3	0-0	4-20		
2004	Jamie Holman	44	58	102	3.5-12	1.0-8	0-0		
	Brian Kurtz	34	68	102	11.0-41	3.0-21	1-0		
2005	Jamie Holman	44	46	110	3.5- 5	0-0	1-2		
2006	Brian Kurtz	44	69	133	10.5-41	4.5-31	3-82		
2007	Carl Thomas	40	60	100	8.5 - 28	3.5 - 20	0-0		
2008	Mark Drobac	52	48	100	13.5-51	6.5-39	-11		
2009	Jordan Wise	27	42	69	2.5-2	0-0	1-2		
2010	Ross Bauman	33	28	61	3.0-11	1-7	1-0		
2011	Brody Kalbaugh	50	72	122	14.0-46	2-16	2-51		
2012	Brody Kalbaugh	31	74	105	1.5-7.0	0.5-6.0	0-0		
2013	Kyle Mathewson	56	43	99	7.5-34	5-25	0-0		
2014	Kyle Mathewson	45	55	100	4.5-32	3-20	0-0		

Sacks				Tackles for Loss			
Years	Player	No.	Yds.	Years	Player	No.	Yds.
1998	Ryan Campbell	3.0	14	1998	Will Barnes	8	4
1999	Al Fertl	4.5	26	1999	Jason Coriano	11	33
2000	Mike Wessel	8.0	8		Al Fertl	11	27
2001	Virgal Johnson	7.0	47	2000	Mike Wessel	18	74
2002	Luke Foster	6.5	37	2001	Mike Wesse	17	50
2003	Chris VanHorn	8.0	77	2002	Luke Foster	15	64
2004	Chris Van Horn	15.5	110	2003	Chris VanHorn	16.5	103
2005	Vincent Price	9.0	62	2004	Chris Van Horn	25.0	136
2006	Vincent Price	7.5	51	2005	Vincent Price	11.0	65
2007	Stephen Whited	5.0	25		Cody Van Duersen	11.0	43
2008	Tim Farrell	10.5	81	2006	Brian Kurtz	10.5	41
2009	Stephen Whited	9.0	55		Tim Farrell	10.5	40
2010	Anthony Moore	7.0	37	2007	Tim Farrell	8.5	32
2011	Rex Drabenstot	9.0	36		Carl Thomas	8.5	28
2012	Zach Bruce, Fr.	4.5	27	2008	Tim Farrell	1.5	111
2013	Zach Bruce, So.	8.0	43	2009	Stephen Whited	12.0	85
2014	Joey Dynako, Sr.	5.0	32	2010	Anthony Moore	11.5	60
				2011	Brody Kalbaugh	14.0	46
				2012	Zach Bruce	9.0	52
				2013	Keith Harris	15.0	54
				2014	Joey Dynako, Sr.	9.0	41

Interceptions			
Years	Player	No.-Yds.	TD-Yds.
1998	Jason Coriano	4-106	1 / 98
1999	Scotty Payne	4- 84	0 / 0
2000	Will Barnes	0 / 0	
2001	Scotty Payne	9-159	1 / 75
2002	Alan Ganaway	5- 68	1 / 21
2003	Alan Ganaway	7-178	1 / 62
2004	Paul Carter	6-132	1 / 90
2005	Paul Carter	9-256	2 / 100, 42
2006	Bret Winegardner	5-13	0
2007	Paul Carter III	3-96	1 / 94
	Donavon Evans	3-0	0
2008	Paul Carter II	4-131	2
	Ross Bauman	4-119	1
2009	Troy Hudson	3- 43	0
2010	Jordan Wise, Sr.	3- 40	0
2011	Justin Juarez, Jr.	3- 45	1 / 30
2012	Kory Stamps, So.	6- 85	2 / 30, 38
2013	Kory Stamps, Jr.	5- 24	0014
	Cale Tabler, Jr.	5- 39	



USF Record Book (Records and Traditions) - Individual Records

Total Offense

Game: 537 - Jeremy Hibbeln vs. Lambuth 11/18/00*
 Season: 3,382 - Jeremy Hibbeln (2000)
 Career: *10,718 - Jeremy Hibbeln (1998-01)

Yards Rushing

Game: 239 - Daniel Carter at St. Xavier 11/15/08
 Season: 1,371 - Michael Ledo (2003)
 Career: 4,005 - Daniel Carter (2006-09)

Yards Passing

Game: 538 - Jeremy Hibbeln vs. Lambuth 11/18/00*
 Season: 3,548 - Jeremy Hibbeln (2000)
 Career: *11,084 - Jeremy Hibbeln (1998-01)

Touchdowns

Game: 5 - Antoin Campbell (TB/Fr.) @ Walsh 10/8/11 (2 OT) (3R-18R-1R-61P-4R)
 4 - Jeremy Dutcher (WR/Jr.) vs. Geneva 10/2/99
 4 - Jeremy Dutcher (WR/Sr.) vs. Iowa Wesleyan 9/9/00
 4 - Jeremy Dutcher (WR/Sr.) vs. Lambuth 11/18/00*
 4 - Luther Stroder (TB/Jr.) @ Geneva (2002)
 4 - Taylor Vieck (TB/So.) @ Malone (2007)
 4 - Daniel Carter (TB/Jr.) v. Union (2008)
 4 - Shaine Tierney (QB/Sr.) @ Lindenwood 11/20/10*
 4 - Antoine Campbell (RB) v. St. Ambrose 9/21/13

10/8/11 (2 OT)

27 - Antoin Campbell @ Marian 10/13/2012
 27 - Antoin Campbell v. Baker 11/17/2012*
 25 - Daniel Carter at St. Xavier 11/15/08
 25 - Antoin Campbell v. UW-Stevens Point 9/1/12
 21 - Luther Stroder vs. Wis. LaCrosse (2001)
 21 - Luther Stroder vs. Walsh (2002)
 Season: 240 - Antoin Campbell (2012)
 213 - Michael Ledo (2003)
 Career: 626 - Michael Ledo (2002-05)

Rushing Touchdowns

Game: 4 - Luther Stroder (Jr.) @ Geneva (PA) 10/2/02
 4 - Shaine Tierney (Sr.) @ Lindenwood (MO) 11/20/10*
 4 - Antoin Campbell (Fr.) @ Walsh 10/8/11
 4 - Antoin Campbell (Jr.) vs. St. Ambrose 9/21/13
 Season: 20 - Luther Stroder (Jr.) (2002)
 20 - Cory Jacquay (Jr.) (2004)
 20 - Daniel Carter (Jr.) (2008)
 Career: 44 - Luther Stroder (2000-01)

Passing Completions

Game: 37 - Jeremy Hibbeln (Jr.) vs. Lambuth 11/18/00*
 Season: 231 - Jeremy Hibbeln (Jr.) (2000)
 Career: 563 - Jeremy Hibbeln (1998-01)

Passing Attempts

Game: 52 - Jeremy Hibbeln vs. Lambuth 11/18/00*
 Season: 427 - Jeremy Hibbeln (2000)
 Career: 1,063 - Jeremy Hibbeln (1998-00)

Passing Completion Pct.

Game (20+ attempts): .818 - Shaine Tierney, Sr. 18-22-0 @ Olivet Nazarene (2010)
 Game (10+ attempts): .900 - Shaine Tierney, Sr., 9-10-0 @ Trinity International (2010)
 Season: .679 - Shaine Tierney, Sr. 231-340-11 (2010)
 Career: .670 - Shaine Tierney 477-712-20 (2007-10)

Season: 25 - Daniel Carter (TB/Jr.) (2008)
 23 - Jeremy Dutcher (WR/Sr.) (2000)
 Career: 66 - Daniel Carter (2006-09)
 Cory Jacquay (2002-05)
 57 - Jeremy Dutcher (1998-00)

Touchdown Passes

Game: 6 - Jeremy Hibbeln vs. Walsh 11/11/00
 6 - Jeremy Hibbeln vs. Lambuth 11/18/00*
 Season: 41 - Jeremy Hibbeln (2000)
 Career: 92 - Jeremy Hibbeln (1998-00)

Rushing Attempts

Game: 37 - Antoin Campbell v. St. Ambrose 9/21/13
 30 - Antoin Campbell @ Walsh

All-Purpose Yardage

Game: 340 - Jeremy Dutcher, Sr., vs. Lambuth 11/18/00*
 Season: 2,025 - Daniel Carter, Jr. (2008)
 1,980 - Cory Jacquay, Jr. (2004)
 Career: 7,171 - Daniel Carter (2006-09)
 *6,772 - Cory Jacquay (2002-05)

11/18/00*

Season: 23 - Jeremy Dutcher (2000)
 Career: 57 - Jeremy Dutcher (1998-00)

Points

Game: 30 - Antoin Campbell (Fr.) @ Walsh 10/8/11
 24 - Jeremy Dutcher vs. Geneva 10/2/99
 24 - Jeremy Dutcher vs. Lambuth 11/18/00*
 24 - Luther Stroder @ Geneva 10/2/02
 24 - Daniel Carter vs. Union 11/22/08*
 24 - Shaine Tierney @ Lindenwood 11/20/10*
 24 - Antoin Campbell v. St. Ambrose 9/21/13
 Season: 150 - Daniel Carter (2008)
 144 - Cory Jacquay (2004)
 138 - Jeremy Dutcher (2000)
 Career: 396 - Daniel Carter (2006-09)
 376 - Cory Jacquay (2002-05)
 344 - Jeremy Dutcher (1998-00)
 344 - Luther Stroder (2000-03)

Field Goals Made

Game: 3 - Rhys Barnhart @ Bethel (TN) 11-24-07 (42 - 36 - 39)
 3 - Emerson Ueber v. Baker (KS) 11/17/12 (26-24-22)
 3 - Emerson Ueber @ USF (IL) 10/19/13 (29-23-20)
 3 - Ryan Nix (So.) v. Grand View (IA) 9/27/14 (20-27-30)
 Season: 12 - Emerson Ueber, Sr. (2013) 16 attempts
 9 - Ryan Nix, So. (2014)
 7 - Rhys Barnhart, Jr. (2008)
 Career: 23 - Emerson Ueber (2011-13) 31 attempts
 16 - Rhys Barnhart (2007-09), 22 attempts
 9 - Ryan Nix (2014), 13 attempts
 5 - Joe Klimaski (1998-00)

Field Goal Attempts

Game: 3 - Rhys Barnhart @ Bethel (TN) 11/24/07*
 3 - Emerson Ueber @ USF (IL) 10/19/13
 3 - Emerson Ueber vs. Faulkner (AL) 11/23/13*
 2 - Joe Klimaski vs. Walsh (1998)
 Season: 16 - Emerson Ueber (Sr.) (2013)
 13 - Ryan Nix (So.) (2014)
 11 - Rhys Barnhart (Jr.) (2008)
 8 - Emerson Ueber (So.) (2012)
 7 - Emerson Ueber (Fr.) (2011)
 Career: 31 - Emerson Ueber (2011-13)
 22 - Rhys Barnhart (2007-09)
 13 - Ryan Nix (2014)
 9 - Joe Klimaski (1998-00)

Field Goal %

Game: 1.000 - Emerson Ueber, Jr. (26-24-22) v. Baker (KS) 11/17/12
 1.000 - Emerson Ueber, Sr. (29-23-20) @ USF (IL) 10/19/13
 1.000 - Rhys Barnhart, So. (42-36-39) @ Bethel (TN) 11/24/07
 Season: .750 - Emerson Ueber (2013) 12-for-16
 .750 - Emerson Ueber (2012) 6-for-8
 .714 - Emerson Ueber (2011) 5-for-7
 .692 - Ryan Nix (2014) 9-for-13
 .636 - Rhys Barnhart (2008) 7-for-11
 Career: .742 - Emerson Ueber (2011-13)
 23-for-31
 .727 - Rhys Barnhart (2007-09)
 16-for-22

Receptions

Game: 16 - Jeremy Dutcher vs. Lambuth 11/18/00*
 Season: 88 - Jeremy Dutcher (1999)
 Career: 225 - Jeremy Dutcher (1998-00)

Receiving Yards

Game: 340 - Jeremy Dutcher vs. Lambuth 11/18/00*
 Season: 1,547 - Jeremy Dutcher (2000)
 Career: *4,297 - Jeremy Dutcher (1998-00)

Touchdown Receptions

Game: 4 - Jeremy Dutcher vs. Geneva 10/2/99
 4 - Jeremy Dutcher vs. Iowa Wesleyan 9/9/00
 4 - Jeremy Dutcher vs. Lambuth

Interceptions

Game: 3 - Scotty Payne, Sr., v. UW-Lacrosse (2001)
 3 - Alan Ganaway @ Walsh (2003)
 3 - Paul Carter @ Walsh (2005)
 3 - Justin Juarez @ Taylor (2011) 1 TD
 3 - Kory Stamps, So. v. Taylor 11/3/12, 1 TD
 Season: 9 - Scotty Payne (2001)
 9 - Paul Carter (2005)
 Career: 22 - Paul Carter (2004-05, 07-08)
 18 - Scotty Payne (1998-01)

Interceptions - Returns Yards

Game: 133 - 3 INT / Paul Carter 2005 @ Walsh
 Season: 259 - 9 INT / Paul Carter 2005
 Career: 615 - Paul Carter (2004-05, 07-08)

Tackles

Game: 19 - Taylor Brown, So. v. Taylor (8 solo, 11 asst.) 11/3/12
 18 - Jason Coriano vs. Malone (7 solo, 11 asst.) (10/3/98)
 18 - Brody Kalbaugh, Jr. @ Walsh (7 solo, 11 asst.) 10/8/11
 18 - Brody Kalbaugh, Sr. v. Baker (6 solo, 12 asst.) 11/17/12
 Season: 133 - Brian Kurtz (2006)
 Career: 393 - Brian Kurtz (2003-06)

Most Sacks

Game: 4.0 - Vincent Price @ Walsh (2005)
 3.5 - Chris Van Horn v. Malone (2004)
 Season: 15.5 - Chris Van Horn (2004)
 Career: 26.5 - Chris Van Horn (2001-04)

Most Sack Yards

Game: 32 - Shaton Merritt @ Will. Penn (2003), 3 sacks
 Season: 110 - Chris Van Horn (2004)
 Career: 244 - Chris Van Horn (2001-04)

PAT Kicks

Game: 9 - Rhys Barnhart vs. Trinity International 9/6/08
 9 - Emerson Ueber vs. Concordia 9/22/13
 8 - Joe Klimaski vs. Iowa Wesleyan 9/9/00
 8 - Emerson Ueber (Fr.) vs. Central State 11/12/11
 Season: 73 - Rhys Barnhart (2008)
 71 - Cale Grzych (2006)
 Career: 176 - Rhys Barnhart (2007-09)
 137 - Emerson Ueber (20011-13)
 133 - Cale Grzych (2005-07)



USF Record Book (Records and Traditions) - Individual Records

Punts

Game: 10 - Chris Privett vs. Georgetown (1999)
 Season: 52 - Chris Privett (2000)
 Career: 174 - Cam Smith (2002-05)

Punting Average

Game: 51.0 - Chris Privett vs. Tri-State (1999)
 Season: 44.6 - Kollin Carman (Sr.) 2012 (38 att., 1,693 yds, long 74)
 44.6 - Kollin Carman (Sr.) 2013 (59 att., 2,631 yds, long 61)
 44.1 - Kenny Paul (2009)
 43.8 - Clint Bontempo (2006)
 42.1 - Cam Smith (2005)
 41.8 - Kollin Carman (2011)
 39.7 - Josh Spitalne, R-Fr. (2014)
 38.4 - Chris Privett (2000)
 Career: 44.2 - Kenny Paul (2008-09)
 43.8 - Clint Bontempo (2002, 06)
 42.7 - Kollin Carman (2010-13) (170 att., 7,254 yds)
 .7 - Cam Smith (2002-05)
 38.0 - Maciek Szaferski (1998)

Kickoff Returns for TD

Game: 1 - Austin Coleman - 8 times; Daniel Carter - 3 times; Cory Jacquay - 2 times.
 Season: 4 - Austin Coleman, Jr. (2011)
 3 - Daniel Carter, Jr. (2008)
 3 - Austin Coleman, Sr. (2012)
 Career: 8 - Austin Coleman (2009-12)
 3 - Daniel Carter (2006-08)

Kickoff Return Yards

Game: 231 - Austin Coleman, Sr., 7 att., long 100 for TD, @ Marian 11/24/12
 201 - Austin Coleman, Jr., 5 att., long 100 for TD, @ William Penn 10/20/12
 182 - Austin Coleman, So., 6 att., long 96 for TD @ St. Xavier 11/27/10
 179 - Daniel Carter, So., 5 attempts, long 65 yds, 0 TDs v. Taylor 10/13/07
 Season: 969 - Austin Coleman, Sr., 34 returns, 28.5 ypr, 3 TD (2012)
 654 - Austin Coleman, Jr. 16 returns, 40.9 avg., 4 TD (2011)
 625 - Daniel Carter, So. (2007)
 Career: 1,949 - Daniel Carter (2006-09)

Kickoff Returns

Game: 7 - Austin Coleman, Sr., 11/24/12 @ Marian (231 yds., long 100 yds for TD)
 5 - Daniel Carter, So. (2007) v. Taylor (179 yds returns, long 65 yds)
 Season: 34 - Austin Coleman, Sr. (2012)
 27 - Luther Stroder, Fr. (2000)
 Career: 84 - Cory Jacquay (2002-05)

Longest Kickoff Return for TD:

100 yds - Austin Coleman, Sr. @

Longest Punt:

88 yds. - Katlyn Reyes, Sr. @ Sioux Falls 12-6-08
 74 yds. - Kollin Carman, Jr. @ William Penn 10-20-12
 70 yds. - Cam Smith vs. Quincy 2005

Longest Punt Return for TD:

77 yds - Andy Papagiannis @ McKendree 2004

Longest Field Goal:

42 yds - Rhys Barnhart @ Bethel (TN) 11-24-07
 39 yds - Rhys Barnhart @ Bethel (TN) 11-24-07
 33 yds - Emerson Ueber @ Taylor 11-5-11
 33 yds - Emerson Ueber v. Siena Heights 10/27/12
 33 yds - Rhys Barnhart @ Malone (OH) 11-3-07
 31 yds - Cale Grzych vs. Seton Hill 2006

Longest Run from Scrimmage without scoring:

88 yds - Aaron Lane @ Taylor 2004

Longest TD Pass:

91 yds - Kianti Lindsay from Jeremy Hibbeln, @ Geneva 1998
 Jarod Clodfelter from Shaine Tierney, vs. Taylor 11/13/2010

Longest Pass Recept. without TD:

95 yds - Daniel Carter from Jeff Wedding, @ Taylor, 2008

Longest TD Rushing:

81 yds - Kianti Lindsay @ Urbana 1998

Longest Run From Scrimmage:

88 yds - Aaron Lane @ Taylor 2004

Most Consecutive PATs:

94, Rhys Barnhart 2007-08

Consecutive FG attempts made:

4, Rhys Barnhart 2007

Games Played:

53, Cory Jacquay (2002-05)
 53, Andy Papagiannis (2002-05)
 53, Zach Rainey (2004-07)
 51, Brian Kurtz (2003-06)

*-NAIA Football Championship Series Game



William Penn, 10/20/12; Coleman, Sr., @ Marian, 11/24/12; Cory Jacquay, Jr. @ Geneva 2004

Longest Fumble Return for TD:

90 yds -- Sherman Flucas vs. St. Xavier 2002
 86 yds - Justin Faires @ Malone 10/27/01

Longest Interception Return for TD:

100 yds - Paul Carter @ Walsh 2005
 98 yds - Jason Coriano @ Urbana 11/7/98



USF Letter Winners (1998-2014)

A

Sultan Abdullah (2002-03)
Tise Aby (2005, 2007)
Jason Addis (2004)
Eli Alafogiannis (2009-11)
Derrick Alderman (2003-06)
Sean Alford (2012-13)
Gilbert Allen (2006-08)
Jake Allen (2010-13)
Nick Alles (2010-11)
Brandon Almond (2011-13)
Cody Appenzeller (2013)
Ryan Atkins (2006-07)
Derek Atwood (2010-11)

B

Jack Baker (2012-13)
Derrick Ball (2006-08)
William Barnes (1998-01)
Rhys Barnhart (2006-09)
Nathan Baugh (2000-03)
Chad Baughman (2001)
Ross Bauman (2008-11)
Alex Beierwalter (2009-10)
John Bengal (1999-01)
Jon-Erik Bennett (2005)
Aaron Betcher (2010-12)
James Bettcher (1999-02)
Ray Beverly Jr. (2012)
Zach Birge (2010-11)
Adam Blakey (2005-06)
Jesse Boley (2012-13)
Steve Bond (1999)
Clint Bontempo (2002-04, 06)
Justin Boser (2008-11)
T.J. Boyle (2008)
Chris Bramell (2002-05)
Mike Breland (2010)
Mike Brevard (2010, 12-13)
David Brinkley (2001)
John Brinkley (2005)
Taylor Brown (2010-13)
Kevin Brown (2013)
Zach Bruce (2012-13)
Keegan Bruner (2013)
Derek Bryant (2006-08)
Derrick Bryant (2001)
Josh Bullock (2010)
Mike Burkhart (1998)
Kevin Bush (2012)
Armando Bustamante (2009-11)
Zach Byard (2002-05)
Justin Byers (1998-01)

C

Antoin Campbell (2011-13)
Jalen Campbell (2013)
Ryan Campbell (1998-00)
Cody Capps (2005-08)
Matt Carden (2010-13)
Kollin Carman (2010-13)
Brandon Carragher (2007-09)
Lance Carey (2009-12)
Daniel Carter (2006-09)
Paul Carter III (2004-05, 07-08)
Mickey Cassidy (2005-08)
Ethan Chappell (2010-13)
Chris Ciesielski (2005)
Josh Clancy (2005)
Ben Clifford (2008-10)
Jared Clodfelter (2007-10)
Seth Coate (2013)
Tywan Cole (2003-04)
Austin Coleman (2009-13)
Zach Comer (2013)
Jimmy-Dan Connors (2008)
Jason Coriano (1998-01)
Travis Craven (2009)
Corey Cronk (2008-11)
Adam Crozier (1998-01)
Ian Cureton (2011)
David Curry (1999-02)
Stacy Curry (1998-99)

D

Chad Daniels (1998)
Sam Daniels (2006)
Brice Darling (2009-13)
Drake DeMuyt (2013)
Adam Denning (2001-02, 04-05)
Brad Denning (2006)
Trandon Dickerson (1999-00)
Joe Didier (2001-04)
Eric Djuric (1999)
Quinn Doan (2008-10, 12)
Bryan Dolezal (2008)
Yansey Donald (2002-04)
Rex Drabenstot (2009-12)
Mark Drobac (2005-08)
Derrick Duncan (1998-99)
Jeremy Durnell (1999)
Jeremy Dutcher (1998-00)
Joey Dynako (2011-13)

E

Dan Ebey (1999-02)
Cam Edwards (2010-13)
Tim Egbert (2002-04)
Josh Ekovich (2005-07)
Jake Elbert (2011)
Clarence Ellington (2002-04)
Steven Espinoza (2013)
Barney Euseste (1998-01)
Donavon Evans (2006-09)

F

Justin Faires (1998-01)
Tim Farrell (2005-08)
Alfred Fertil (1998-99)
Elijah Flowers (2007-10)
Sherman Flucas (2001-02, 04)
Wesley Fluke (2012)
Reilly Flynn (2012-13)
Clayton Foster (2005, 08)
Luke Foster (1999-02)
Bo Frye (2008-10)
Koby Frye (2008-11)
Chuck Fugate (1998)
Lewis Fuller (2001-03)

G

Farron Gaerte (2004-05, 07)
Brian Gagle (2006-08)
Antoine Galloway (2010)
Alan Ganaway (2000-03)
Jason Gardner (2012-13)
Curt Garwood (2001-04)
Brian Gegner (2013)
Mike Goings (2010-11)
T.J. Goodman (2003)
Tom Grasha (1998-00, 02)
Sean Grathenthaler (2007-08)
Jamael Green (2011-13)
Adam Greene (2007-09)
Rich Gregory (2004-05)
Zach Greiner (2010-13)
Solomon Grimes (2009-11)
Cale Grzych (2005-07)
Brett Guenther (2013)
Tom Guiser (2002-04)
Richard Gunn (2009-11)
Randall Guzman (2001-04)

H

Gus Hancock (2012-13)
Anthony Harbor (2006-07)
Bryan Hardister (2007-10)
Isaac Harmon (2001)
Jamel Harrell (1999)
Stan Harrell (1999)
Aaron Harris (2013)
Keith Harris (2011-13)
Colin Haruff (2011-13)
Garrett Harvey (2010-11, 13)
Taylor Hastings (2013)
Tracey Hathaway (2011-13)
Andrew Hedegard (2002-03)
Jeremy Hibbeln (1998-01)

John Hickerson (2006)
Chad Highley (2000-01)
Josh Hoepfner (2004-06)
Andre Hollis (2001, 03)
Jamie Holman (2002-05)
Jerrell Holman (2012-13)
Eric Hooks (2004-06)
Darrick Hoopingarner (2001)
Chris Howard (1998)
Troy Hudson (2006-09)
Erick Humphrey (2009-11, 13)
A.J. Humrickhouse (2006)
Wesley Hunsucker (2011-13)
Jarrell Hunter (2006-09)

J

Adam Jacobowitz (2002-05)
Cory Jacquay (2002-05)
Alphonso James (1998-00)
Andrew Johnson (2009, 11)
Eric Johnson (1998-01)
Keidron Johnson (2002-05)
Virgal Johnson (1998-01)
Xavior Johnson (2013)
Justin Juarez (2011-12)

K

Brody Kalbaugh (2010-12)
Ryan Kauchak (2006-09)
Akeim Kelsaw (2012-13)
Steve Kiermaier (2013)
Dan Kimes (2006-07)
Rodney King (1999-02)
Joe Klimaski (1998-00)
Rick Kloth (1999-02)
William Knepper (2004-07)
Aaron Knight (2010-13)
Dirk Knowles (2006-07)
Brandon Kominkiewicz (2007, 11-12)
Nick Krinn (2002-05)
Brian Kurtz (2003-06)

L

Aaron Lane (2003-04)
Eric Lash (2008-09)
Jarod Leasure (2002-05)
Michael Ledo (2002-05)
Aaron Lee (2008-11)
Ryan Lehrman (2008)
Tyler Lenahan (2010, 12-13)
Keith Lewis (2010-13)
Na'Shawn Lewis-McClain (2013)
Thaddeus Lewis (2001)
Luke Lichtensteiger (2005, 07)
Brad Liebrecht (2006)
Kiante Lindsay (1998, 00)
Tyler Lockridge (1999-00, 02-03)
Cedric Lorrick (2011)
Matt Luke (1998-01)

M

Austen Macak (2010-11)
Antawan Mack (2001)
Vince Magee (2001-03)
Jhormy Martinez (2003)
Kyle Mathewson (2011-13)
Ben Mathis (1998)
Jeremy Mayes (2008-11)
Doug McClain (2002-04)
Gary McClure (2002, 04-05)
Drew McCool-Solis (2011-12)
Montay McDowell (2013)
Aaron McLaughlin (1999-01)
J.R. McNicholl (1998-99)
Shaton Merritt (2000, 02-03)
Sidney Merriweather (1998)
Knicholas Middleton (2007-09)
Ryan Mikel (1998-01)
Justin Milcarek (2006-09)
Sam Miles (2005-08)
Josh Miller (2010-13)
Kyle Miller (2008)
Matt Millhouse (2003-06)
Zach Minardo (2013)

Columbus Mitchell (1998)
Anthony Moore (2009-12)
Corey Moore (1999)
George Morales (1998)
Kegan Morris (2011-13)
Seyneko Mostella (2001-02)
Dan Muchler (2008-11)

N

Wenstone Nash (2008)
Petko Naumoski (1998)
Marcus Neal (2010-12)
Adam Neddeff (2006-08)
Elliott Nelson (2013)
Rick Newman, Jr. (1998-01)
Jason Nicodemus (2013)
Ryan Nix (2013)
Micah Noble (2012-13)
Matt Noll (2013)
Reggie Norfleet (2001-03)

O

Tom Oliver (2006-08)
Doug O'Neal (2002-03)
Josh Orth (2001-02)

P

Andy Papagiannis (2002-05)
Brian Parker (1998)
Kenny Paul (2008-09)
Scott Payne (1998-01)
Kyle Peabody (2008-10)
Matt Pettiford (2000, 02-04)
Denzel Pierce (2012)
Vessie Pirtle (2001)
Joe Piwoszkin (2005-08)
Ben Platz (1998-01)
Dave Ponder (1998-99)
Derek Prather (2006-09)
Robert Preston (1999-00)
Vincent Price (2004-07)
Chris Privett (1999-01)

R

Zach Rainey (2004-07)
DonLaray Reese (2002-04)
Brian Reichow (1998-01)
Wes Renschler (2004-07)
Katlyn Reyes (2007-08)
Eric Rhodes (2006-08)
Allen Richardson (2010-12)
Devron Robinson (2007-10)
Justin Robinson (2008)
Ben Rogers (2001-03)
Levi Rouch (2009-11)
Devon Rush (2010-13)
Marcus Rush (2006-07)
Tim Ryan (2010)

S

Micha Sanders (1998-01)
Chris Schmitt (2005-07)
Trent Schott (1998-01)
Bart Schnur (2006-08)
Brian Schultz (2006-09)
Nathan Scully (2012)
Greg Seiss (2001-04)
Anthony Shefferly (2000-01, 03-04)
Adam Sherman (2001-04)
Kyle Shipp (2000)
Derek Shire (2010-11)
Brian Smiley (2004-07)
Cam Smith (2002-05)
Cam Smith (2012-13)
Clayton Smith (2008-09, 12)
Kevin Smith (2007-10)
Lucas Smith (1999)
Matt Smith (2011-12)
Robert Smith (2000)
Joe Snares (1998-01)
Lucas Sparks (2013)
Antwayn Spencer (2000-02)
John Springer (1998, 01)
Kory Stamps (2011-13)

Marty Starks (2003-04)
Nate Stephenson (2006)
Tom Stirlen (2002-03)
Brad Stone (1999-00)
Luther Stroder (2000-03)
Seth Stuart (2012-13)
Shannon Swain (2013)
Brett Swalley (1998-01)
Drew Swartz (2005)
Jeremy Swonger (2000-03)
Maciek Szaferski (1998)

T

Cale Tabler (2012-13)
Antoine Taylor (1998-99, 01-02)
Brad Taylor (2006)
Lawrence Taylor (2004)
Koree Terrell (2012-13)
Aaron Thomas (2001-02, 04)
Carl Thomas (2006-09)
Bo Thompson (2003, 05-07)
Karrington Thompson (2012-13)
Kim Thompson (1999-00)
Bryce Thornton (2008)
Mitch Thornton (2001-02)
Shaine Tierney (2007-10)
Zach Till (2004-05, 07)
Josh Todd (1998-01)
Trevor Toon (2006)
Joseph Torrence (2010)
Joseph Torres (2011-13)
Kris Troup (2001-02)
Matt Truttling (2008-09)
Wyatt Tuggle (2008-11)
Andre Turner (2009-12)
Olajuwon Turner (2006-07)

U

Emerson Ueber (2011-13)
Dustin Underwood (2012-13)

V

Derek VandenBosch (2010-11)
Cody VanDuersen (2004-06)
Chris Van Horn (2001-04)
Steve Vaught (2006-08)
Eric Vechera (1998-01)
Justin Vela (2006-09)
Taylor Vieck (2006-07, 10)

W

Eric Wagoner (2003-06)
Robert Walker (2006)
Terry Walker (2002)
Doug Wasylik (2005-08)
Joe Webster (2002)
Jeff Wedding (2006-08)
Mike Wessel (1998, 00-01)
Dustin Westafer (2006-07)
Stephen Whited (2006-09)
Brad Whittaker (2010-11)
Brendton Williams (2012)
Bryan Williams (2008)
John Williams (2003-04)
Cody Williamson (2009-11)
Steve Wilson (2002)
Mike Wimes (1998)
Bret Winegardner (2005-07)
Jordan Wise (2007-10)
John Wolf (2003-06)
Frank Wolfe III (2008-11)
Jeremy Wolley (2005)
Jeremiah Wood (2004-05, 07-08)
Matt Wren (2003-06)

Y

Nick Yack (1999-02)
David Yoder (2011-13)

Z

Matt Zachman (2002-04)
Stephen Zimmer (2008)
Mike Zoller (2004)

Office of Sports Information

Bill Scott

SPORTS INFORMATION DIRECTOR

Bill Scott enters his 14th season coordinating media relations for the University of Saint Francis Athletic Department as sports information director.

Scott oversees and organizes the publicity of the university's 16 intercollegiate sports programs, while acting as a liaison between the university and local, regional, state, and national media outlets. The Sports Information Office is responsible for writing and editing all of the school's award-winning athletic publications, maintaining the university's athletic website, and supervising the press box (football, baseball, softball, soccer) and press row (basketball, volleyball) on game days.

USF's publications and its website for athletics have earned awards for 12 straight years in NAIA-SIDA and CoSIDA. The 2012 football media guide and basketball media guide were voted No. 2 in the NAIA-SIDA contest.

A Fort Wayne, Ind., native, Scott is a Ball State University graduate (1977) with a bachelor's degree in journalism and secondary education.

Scott has served as sports reporter, columnist and copy editor at three major northern Indiana daily newspapers. He has been editor for local monthly magazines and contributes freelance articles to numerous publications in northeastern Indiana. He is in his fifth season as an official scorer for the professional baseball team, the Fort Wayne TinCaps. He also served as an official scorer in the Fort Wayne Wizards' final season. Scott is a member of the College Sports Information Directors of America (CoSIDA), NAIA-SIDA, and is chairman of the USF Athletic Hall of Fame Committee. He and his wife, Carla, have two sons, Clint (27) and Travis (25).



Joe Parson

RADIO VOICE OF THE COUGARS

Joe Parson returns for his 17th season behind the mike as the play-by-play "Voice of the Cougars," with Catholic Redeemer Radio 1450 AM carrying USF football for the 2013 season. Parson has been the play-by-play voice for all 195 of USF's football games during the 16-year history of the university's football program.

Parson has also served as the radio voice for the Grand Rapids Rampage, members of the Arena Football League for 10 seasons, and Fort Wayne area high school football. He began describing AFL games in 1996 with the Florida Bobcats.

A 1976 Purdue University graduate in radio-TV communications, Parson has also called basketball games not only for USF, but the Fort Wayne Fury and Florida Beachdogs of the now extinct Continental Basketball Association.

Joe and his wife, Katy, reside in Fort Wayne and have two daughters, Julie and Mary.



Jeff Mahoney

ASST. SPORTS INFORMATION DIRECTOR/ DIRECTOR OF BROADCAST & VIDEOGRAPHY

Jeff Mahoney enters his fourth season as a member of the USF Sports Information Department. He served as the video coordinator for the USF football team for the past year and was instrumental in the upgrading of the USF athletics website in 2011-12, helping USF earn a No. 2 award in the NAIA-SIDA website contest. Jeff has been the driving force behind the video streaming of many USF home athletic events. Prior to joining the USF team in 2010, Jeff served as host and producer of Naperville Community Television Channel 17's weekly sports shows "Naperville Sports Weekly," "RedZone" and "Cardinal Report" for three years. "Naperville Sports Weekly (2009)" and "Red Zone (2010)" were honored with an International Academy of Visual Arts, National Communication Award of Distinction.

Jeff is a 2006 Missouri State University graduate who earned a bachelor's degree in broadcast journalism. In two years at MSU, he earned two Missouri Broadcast Educator Awards. He also served as a television production assistant in Los Angeles for Fox Sports Net, KABC and Fox Sports Net West.



Tim Alexander

Director of Athletics/Marketing

Tim Alexander assumes the duties of USF athletics marketing for 2015-16 while continuing his role as USF Head Golf Coach. Tim also serves as the celebrity coordinator for the Neal/Delagrange Celebrity Golf Tournament and is involved with "The Never Lose Hoop Foundation" (formerly "The Hulls Foundation").

Tim is also involved in many other not-for-profit organizations. Tim and his wife, Sylvie, reside in Fort Wayne.



USF Media Relations

SID Phone: 260-399-7700, x6223

SID Cell Phone: 260-760-5884

SID Fax: 260-399-8164

SID Address: Sports Information
University of Saint Francis
Fort Wayne, IN 46808

Home Phone: 260-447-3326

Email: bscott@sf.edu

USF Website: sf.edu

Bishop D'Arcy Stadium

Press Box Phone: 260-434-7529

Primary Media Outlets

Print

Journal Gazette

Sports Editor – Mark Jaworski
600 W. Main Street
Fort Wayne, IN 46802
260-461-8477
Website: www.journalgazette.net

The News-Sentinel

Sports Editor – Tom Davis
600 W. Main Street
Fort Wayne, IN 46802
260-461-8498
Website: www.news-sentinel.com

Radio

Redeemer Radio 1450 AM WLYV

4618 E. State Blvd.
Fort Wayne, IN 46815
260-436-1450
Website: www.wlyv.com

Indiana Wire Service

Associated Press – Indiana
Sports Editor – Mike Marot
251 North Illinois
Indianapolis, IN 46204
317-639-5501

Television

Indiana's NewsCenter / Channel 21 (ABC, NBC)

Sports Director – Tommy Schoegler
3401 Butler Road
Fort Wayne, IN 46808
260-483-0584
www.indianasnewscenter.com

WANE-TV Channel 15 (CBS)

Sports Director – Glenn Marini
2915 W. State Blvd.
Fort Wayne, IN 46808
260-424-1515
Website: www.wane.com

WFFT-TV Channel 55 (Independent)

Sports Director – Zach Hughes
3707 Hillegas Road
Fort Wayne, IN 46808
260-471-5555
Website: www.FortWayneHomepage.net



COUGAR FOOTBALL 2015

HOME FIELD

Driving Directions to Bishop John M. D'Arcy Stadium, University of Saint Francis

The University of Saint Francis is located near Highway 24 approximately two miles west of downtown Fort Wayne and approximately two miles east of Interstate 69.

FROM THE NORTH: Travel south on Interstate 69 and exit Highway 14 (Fort Wayne - Illinois Rd Exit 105A). Travel east on Highway 14 for approximately 1 mile. Highway 14 will intersect Highway 24 (Jefferson Blvd.). Travel east on Jefferson Blvd. for approximately 1 mile. Turn left on Lindenwood Avenue (second stoplight) and travel approximately 1 mile north on Lindenwood. Bishop D'Arcy Stadium (BDS) is easily visible on the right, just south of the Lindenwood and Spring intersection (stoplight).

FROM THE SOUTH: Travel north on Interstate 69 and exit Highway 14 (Fort Wayne - Illinois Rd. Exit 105A). Travel east on Highway 14 for approximately 1 mile. Highway 14 will intersect Highway 24 (Jefferson Blvd.). Travel east on Jefferson Blvd. for approximately 1 mile. Turn left on Lindenwood Avenue (second stoplight) and travel approximately 1 mile north on Lindenwood. BDS is easily visible on the right, just south of the Lindenwood and Spring intersection (stoplight).

FROM THE EAST: Travel west on Highway 24 (Washington Blvd.) Travel on Washington Blvd. through downtown. On the west side of downtown, Washington Blvd. will merge with Jefferson Blvd. Continue approximately 1 mile to Lindenwood Avenue (stoplight). Turn right on Lindenwood Avenue and travel approximately 1 mile north on Lindenwood. BDS is easily visible on the right, just south of the Lindenwood and Spring intersection (stoplight).

FROM THE WEST: Travel east on Highway 24 (Fort Wayne - Jefferson Blvd). Travel on Jefferson Blvd. for approximately 3 miles (after crossing under Interstate 69). Turn left on Lindenwood and travel approximately 1 mile north on Lindenwood. BDS is easily visible on the right, just south of the Lindenwood and Spring intersection (stoplight).

Parking is available in the lot north of the stadium with entry off Spring Street, in the lot surrounding the North Campus, and in the lots surrounding the east side of the campus off Leesburg Road at Hutzell Athletic Center.

2015 Travel Schedule

Lindenwood- Belleville - Sept. 26

Drury Inn and Suites
145 North 44th Street
Mt. Vernon, IL 62864
618-246-5201

Robert Morris University, Chicago, IL - Oct. 25

Depart for Arlington Heights, Ill. via charter bus on Friday, Oct. 23
Return Saturday, Oct. 24 by approximately 10:30 p.m.

Team Headquarters: Double Tree by Hilton
75 West Algonquin Rd.
Arlington Heights, IL 60005

Missouri Baptist - Nov. 14

Drury Inn and Suites
11980 Olive Blvd.
Creve Coeur, MO 63141
314-989-1100

NOTE: All return charters leave approximately one hour following the conclusion of each game.





COUGAR CLUB

SAINTFRANCSOUGARS.COM

UNIVERSITY OF SAINT FRANCIS



2015-2016

USF Cougar Club Members

Holcomb Education Management

Lowell May

Sid Sherwood

Lynn & Dee Persinger

Jan & Tom Patterson

Michael & Sara Bohnke

Greg & Tammy Jones

Carol Puls

Ed Dahm

Steve Shade

Diane & Tony Martin

Jeff Leffers

Mark & LeAnn Spitnale

Laurie & Greg Bloom (Kits Inc)

Steve Weisman

Mark Wagner

James Horine

Connie Baumgartle

Curtis Ranson

Tom Trentadue (Trentadue CPA)

Dave & Laurie Schnur

Deborah Klemp

Robert Warren

Sarah & David Faber

Steve Gillig

Encore Carpet Cleaning

Belva Yocum

Richard Smith

T-E Incorporated

Tim Didier Meat

Jinnings Equipment

Walter & Fran Lockwood

Hartzler Corporation

William Niezer

