

MEDIA GUIDE 2005



WWW.PATRIOTLEAGUE.COM



LAFAYETTE VS. LEHIGH

College football's most-played rivalry

No two teams in all divisions of college football have met as many times on the gridiron as Lafayette College and Lehigh University, two Patriot League institutions separated by just 15 miles in Pennsylvania's Lehigh Valley.

Lafayette won the first meeting, 50-0, on Oct. 25, 1884, and the Leopards own the all-time series, 73-62-5. However, in Patriot League play, the Mountain Hawks have won 12 of 19 contests since the League's inaugural 1986 campaign.

During the 2004 season, the rivalry took on added significance as Lafayette's 24-10 victory at Fisher Field in Easton, Pa., gave the Leopards a share of the Patriot League title and an automatic berth into the NCAA Division I-AA playoffs. Lehigh placed its postseason hopes in the hands of the selection committee, and ultimately the Mountain Hawks were one of 16 teams chosen for the championship tournament.

It marked Lafayette's first-ever trip to the playoffs, and Lehigh's fifth.

Lafayette sophomore quarterback **Brad Maurer** was named Most Valuable Player of the head-to-head matchup after completing 11-of-21 passes for 108 yards and rushing 20 times for 124 yards and a touchdown.

Head coach **Pete Lembo's** Lehigh squad, was the preseason choice of Patriot League coaches and sports information directors for first place in 2005 while Lafayette, led by reigning Coach of the Year **Frank Tavani**, was picked second. The Mountain Hawks' roster includes this year's preseason Offensive Player of the Year, senior quarterback **Mark Borda**.

The rivalry resumes, with the 141st meeting, once again slated for the last week of the regular season, on Nov. 19, 2005 at 12:30 p.m., at Goodman Stadium in Bethlehem, Pa.



Table of Contents



Lafayette-Lehigh Rivalry	IFC
Institutional Contacts/Credits	1
Media & Fan Services	2
The Patriot League	4-14
Athletic and Academic Success	5
History/Membership/Facilities	6-10
Staff	11-13
Championships	14
2005 Season Preview	15-23
Composite Schedule	16
League Preview	17
National Preview	18
Notebook	19-23
Introducing the Teams	24-52
Bucknell University	25-28
Colgate University	29-32
Fordham University	33-36
Georgetown University	37-40
College of the Holy Cross	41-44
Lafayette College	45-48
Lehigh University	49-52
2004 Season Review	53-60
Review	54-56
Statistics	57-60
Patriot League History	61-95
Team/Coaching Records	62-64
Year-by-Year	65-76
Postseason Results	77-86
Awards	87-95
Record Book	96-115
Players in the Pros/Future Schedules	116

The 2005 Patriot League Football Media Guide has been designed to assist in the coverage of Patriot League football.

Special thanks to Jessica Siegel, Kaitlyn Cerco and Michael McFarland, as well as the seven Patriot League football media relations contacts, Peter Miller and Christmas City Printing for all of their hard work.

For any additional information regarding the Patriot League, use the following information:

The Patriot League
 3773 Corporate Parkway, Suite 190
 Center Valley, Pa. 18034
 Phone: (610) 289-1950
 Fax: (610) 289-1951
 Website: www.patriotleague.com

Institutional Contacts



The Patriot League
 Contact: Chris Graziano
 Office Phone: (610) 289-1963
 Fax: (610) 289-1952
 Email: cgraziano@patriotleague.com
 Website: www.patriotleague.com



Bucknell University Bison
 SID: Jon Terry
 Office Phone: (570) 577-3121
 Fax: (570) 577-1660
 Email: terry@bucknell.edu
 Website: www.bucknellbison.com



Colgate University Raiders
 SID: Bob Cornell
 Office Phone: (315) 228-7616
 Fax: (315) 228-7977
 Email: rcornell@mail.colgate.edu
 Website: www.gocolgateraiders.com



Fordham University Rams
 SID: Joe DiBari
 Office Phone: (718) 817-4240
 Fax: (718) 817-4244
 Email: dibari@fordham.edu
 Website: www.fordhamsports.com



Georgetown University Hoyas
 SID: Kevin Rieder
 Office Phone: (202) 687-2492
 Fax: (202) 687-2491
 Email: kcr2@georgetown.edu
 Website: www.guhoyas.com



College of the Holy Cross Crusaders
 SID: Charlie Bare
 Office Phone: (508) 793-3941
 Fax: (508) 793-2309
 Email: cbare@holycross.edu
 Website: www.goholycross.com



Lafayette College Leopards
 SID: Phil LaBella
 Football SID: Greg Knowlden
 Office Phone: (610) 330-5122
 Fax: (610) 330-5519
 Email: labellap@lafayette.edu
 knowldeg@lafayette.edu
 Website: www.goleopards.com



Lehigh University Mountain Hawks
 SID: Jeff Tourial
 Office Phone: (610) 758-3158
 Fax: (610) 758-4407
 Email: jat8@lehigh.edu
 Website: www.lehighsports.com



Media & Fan Services

MEDIA RELATIONS

Contact: **Chris Graziano**, Assistant Director
Phone: (610) 289-1963
Fax: (610) 289-1952
Email: cgraziano@patriotleague.com

ON THE WEB

For up-to-date Patriot League information regarding the League's 23 sponsored sports, log on to the Patriot League's website at www.patriotleague.com.

The PL launched its web site as part of the College Sports Network in July of 2001.



PUBLICATIONS

Each year, the Patriot League publishes a football media guide for use by the media. Fans wishing to purchase the guide, or any of the other publications listed below, may do so by sending a check for the appropriate cash amount to the Patriot League office at the League's Center Valley address.

Available Publications

2005 Football Guide \$15.00
2005 Men's Basketball Guide \$15.00
2005 Women's Basketball Guide \$15.00

FOOTBALL MEDIA DAY

The Patriot League kicks off its season each year with an outing for the coaches and members of the media.

This year's event took place at Green Pond County Club in Bethlehem, Pa., on Tuesday, Aug. 2, 2005.



PLAYERS OF THE WEEK

The Patriot League Media Relations department is responsible for publicizing an Offensive, Defensive, Special Teams and Rookie of the Week throughout the course of the season for Monday release.

The vote for the awards is conducted among the League Sports Information Directors and a selected panel of media members.

POSTSEASON HONORS & AWARDS

The Patriot League All-League teams and postseason awards for players and coach of the year are selected in a vote of the League's head coaches.

This information is generally released to the media on the Tuesday afternoon following the completion of the regular season.

TICKET OFFICE NUMBERS

The following are the ticket office phone numbers for the seven Patriot League football schools. Hours of operation vary by institution.

Bucknell (570) 577-1000
Colgate (315) 228-7600
Fordham (718) 817-4300
Georgetown (202) 687-HOYA
Holy Cross (508) 793-2573
Lafayette (610) 330-5471
Lehigh (610) 7LU-GAME

SPORTS HOTLINES

The following are the phone numbers for the sports hotlines for the seven football member institutions. To obtain scores fans may dial these numbers 24-hours a day.

Bucknell (570) 577-1919
Colgate (315) 228-7900
Fordham (718) 817-2RAM
Georgetown no hotline
Holy Cross no hotline
Lafayette (610) 250-0400
Lehigh (610) 758-LULU

MACONAGHY BACK FOR 2005

For the second consecutive season, **Jim Maconaghy** will serve as the Coordinator of Officiating for the Patriot League. Maconaghy will assign officials for all Patriot League home games, both League and non-League, and will also assign officials for the Ivy League and the Atlantic-10.



Jim Maconaghy

MILEAGE

The following chart contains the one-way mileage distance between League institutions.


Bucknell to Colgate	205 miles
Bucknell to Fordham	180 miles
Bucknell to Georgetown	175 miles
Bucknell to Holy Cross	350 miles
Bucknell to Lafayette	135 miles
Bucknell to Lehigh	120 miles
Colgate to Fordham	240 miles
Colgate to Georgetown	307 miles
Colgate to Holy Cross	250 miles
Colgate to Lafayette	205 miles
Colgate to Lehigh	205 miles
Fordham to Georgetown	241 miles
Fordham to Holy Cross	170 miles
Fordham to Lafayette	100 miles
Fordham to Lehigh	115 miles
Georgetown to Holy Cross ..	403 miles
Georgetown to Lafayette	206 miles
Georgetown to Lehigh	186 miles
Holy Cross to Lafayette	280 miles
Holy Cross to Lehigh	295 miles
Lafayette to Lehigh	15 miles



Lehigh wide receiver Gerran Walker is one of the players media and fans will be coming to see in 2005.

Wilson[®]

Official Ball.



Wilson.
WILSON SPORTING GOODS CO.

The Patriot League



Patriot League Success



Athletic and Academic Success in 2004-05

The most enduring image of the 2004-05 season in the Patriot League. Bucknell sophomore center **Chris McNaughton** hits the game-winning shot over Kansas' **Wayne Simien** with 10.5 seconds remaining for a 64-63 upset that gave the Patriot League its first-ever NCAA Tournament win in men's basketball. The game took place on March 18, 2005 at the Ford Center in Oklahoma City, Okla.



Team Postseason Achievements:

- ◆ Bucknell men's basketball, Colgate women's soccer, American field hockey, American men's soccer, Navy men's lacrosse and Army baseball all won games in their respective NCAA Tournaments
- ◆ Holy Cross men's basketball won a first round game in the National Invitation Tournament
- ◆ The Patriot League received multiple postseason bids in three sports - Lafayette (automatic) and Lehigh (at-large) football into the NCAA Division I-AA playoffs; Bucknell (automatic) and Holy Cross (at-large) men's basketball into the NCAA Tournament and NIT, respectively; and Navy (automatic) and Army (at-large) men's lacrosse into the NCAA Tournament

Team Regular Season Achievements:

- ◆ The following teams broke into the national rankings at some point during their respective seasons - Lehigh, Lafayette and Colgate football; American field hockey; and Navy, Army and Bucknell men's lacrosse
- ◆ The following teams defeated nationally-ranked non-League opponents during their respective seasons - Bucknell men's basketball; American field hockey; and Navy and Army men's lacrosse

Individual Athletic Accomplishments:

- ◆ Twelve student-athletes were either drafted or signed professional free agent contracts
- ◆ Twenty-one student-athletes were named All-America
- ◆ Six cross country and track & field student-athletes qualified for NCAA Championships
- ◆ **Lauren Wible** of Bucknell softball led the nation in batting average, and **Chris Cara** of Bucknell men's lacrosse led the nation in points per game and assists per game

Record Breakers:

- ◆ The following five student-athletes set new Patriot League career records in their respective sports - **Joe McCourt**, Lafayette football (rushing touchdowns and points scored); **Daris Wilson**, Bucknell football (rushing yards by a quarter-back); **Emily Ling**, Lehigh softball (wins and strikeouts); **Lauren Gobar**, Army softball (stolen bases) and **Chris Cara**, Bucknell men's lacrosse (points)
- ◆ A total of 28 records were broken at the Cross Country, Indoor Track & Field, Outdoor Track & Field and Swimming & Diving Championships
- ◆ Navy won the first-ever Patriot League Women's Rowing Championship

League Academic Recognition:

- ◆ For the sixth consecutive year, the Patriot League led all reporting Division I conferences in overall student-athlete graduation rates
- ◆ The Patriot League and all eight of its full-time member institutions reported above average scores in the new Academic Progress Rate (APR), a tool used by the NCAA to measure academic eligibility, retention and graduation of student-athletes
- ◆ A UCF/Lapchick study showed that the Patriot League's NCAA Tournament teams in basketball, the Bucknell men and Holy Cross women, both led the nation with 100 percent graduation rates for their basketball student-athletes

Individual Academic Honors:

- ◆ Thirty-seven Patriot League student-athletes were cited by *ESPN The Magazine*/CoSIDA for academic excellence
- ◆ Lafayette football's **Stephen Bono** was one of two recipients of the Division I-AA Athletic Directors' Association Postgraduate Scholarship

Television Exposure:

- ◆ The Patriot League's national television package for basketball placed a total of 10 men's and women's games on CSTV, the men's championship game was shown on ESPN2 and all five postseason games involving the Bucknell men and the Holy Cross men and women were either shown on CBS, ESPN or ESPN2
- ◆ Additional events in football, volleyball, baseball, men's lacrosse and track & field were televised on CSTV


Facilities:

- ◆ Brand new facilities are in the works for American field hockey and Holy Cross soccer
- ◆ Various other facility enhancements are on tap throughout the League's eight full-time members and three associate members



Patriot League History

- 1986 Colonial League is founded and begins full round-robin play in football only; Lafayette College associate professor **Alan Childs** is named the Executive Director.
- 1989 **Carl Ulrich** is appointed as the first full-time Executive Director.
- 1990 Colonial League changes its name to Patriot League.
- 1990-91 Patriot League becomes an all-sport conference, sponsoring 22 sports, 11 for women and 11 for men. Membership includes Bucknell University, Colgate University, Fordham University, College of the Holy Cross, Lafayette College, Lehigh University and the United States Military Academy.
- 1991 The United States Naval Academy joins the League as a full member.
- 1993 **Constance (Connie) H. Hurlbut** is named Executive Director of the League, becoming the first woman and youngest person to be selected as the leader of an NCAA Division I conference.
- 1995 Fordham University resigns its full membership but remains in the League as an associate member in football.
- 1996 Change in League policy adopted to allow basketball scholarships beginning with the class entering in the fall of 1998; Fairfield University and Ursinus College begin League play as associate members in field hockey.
- 1997 Creation of League basketball television package, which grows to 12 games on DIRECTV and ESPN, beginning with the 2002-03 season; Towson University begins League play as an associate member in football.
- 1999 **Carolyn Schlie Femovich** is selected as the fourth Executive Director of the League; Villanova University begins League play as an associate member in women's lacrosse and Hobart College as an associate member in men's lacrosse.
- 2000-01 League celebrates its 10th Anniversary; League policy regarding merit aid expanded to include all sports except football, beginning with the class entering in the fall of 2001.
- 2001 American University joins the League as a full member; Georgetown University joins as an associate member in football.
- 2003 U.S. Naval Academy increases participation from 12 sports to 18 by joining PL in men's lacrosse, men's swimming & diving and all cross country and track & field programs.
- 2004 Women's rowing is added as the League's 23rd championship sport.



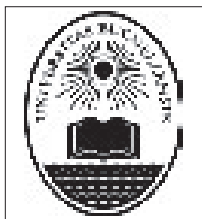
Charting League Membership

<u>Institution</u>	<u>Location</u>	<u>Enrollment</u>	<u>PL Sports Sponsored</u>	<u>Affiliation</u>
American University	Washington, D.C.	5,250	18 (8 M; 10 W)	2001-
Bucknell University *	Lewisburg, Pa.	3,350	23 (11 M; 12 W)	1986-
Colgate University *	Hamilton, N.Y.	2,800	22 (10 M; 12 W)	1986-
Davidson College *	Davidson, N.C.	1,600	1 (football)	Football, 1986-88
Fairfield University	Fairfield, Conn.	3,000	1 (field hockey)	Field Hockey, 1996-2003
Fordham University	Bronx, N.Y.	8,430	1 (football)	1990-94, Football, 1995-
Georgetown University	Washington, D.C.	6,038	1 (football)	Football, 2001-
Hobart College	Geneva, N.Y.	1,800	1 (men's lacrosse)	Men's Lacrosse, 2000-04
College of the Holy Cross *	Worcester, Mass.	2,700	23 (11 M; 12 W)	1986-
Lafayette College *	Easton, Pa.	2,300	22 (11 M; 11 W)	1986-
Lehigh University *	Bethlehem, Pa.	4,700	23 (11 M; 12 W)	1986-
Towson University	Towson, Md.	16,000	1 (football)	Football, 1997-2003
U.S. Military Academy	West Point, N.Y.	4,000	19 (10 M; 9 W)	1990-
U.S. Naval Academy	Annapolis, Md.	4,000	19 (10 M; 9 W)	1991-
Ursinus College	Collegeville, Pa.	1,250	1 (field hockey)	Field Hockey, 1996-2001
Villanova University	Villanova, Pa.	6,250	1 (women's lacrosse)	Women's Lacrosse, 1999-

The Patriot League was founded in 1984, but competition did not begin until the 1986 season.

* Indicates charter member


Patriot League Football



Established in 1846 by Pennsylvania Baptists as the University of Lewisburg, **BUCKNELL UNIVERSITY** was renamed in 1886 in honor of William Bucknell, a major benefactor.

Located on about 400 picturesque acres near the Susquehanna River, Bucknell ranks as one of the top national liberal arts schools in the nation.

Bucknell boasts a faculty of approximately 290 teachers, more than 95 percent of whom hold doctoral degrees, and offers professional programs in education, engineering, management and music to its 3,500 students.



Founded in 1819, **COLGATE UNIVERSITY** in Hamilton, N.Y., is the 66th oldest college in the United States.

Originally a Baptist theological and literary society for men, and later an all-male university, Colgate is now a private, non-sectarian liberal arts college, which enrolls 2,700 men and women in programs that lead to

Bachelor of Arts degrees.

Colgate's 230 faculty members encourage close personal contact with the students. The University also offers a Master of Arts and a Master of Arts in Teaching in its graduate program.



For over a century and a half, **FORDHAM UNIVERSITY** has served American society by offering instructions in the liberal arts and selected professional areas, both at the undergraduate and graduate levels.

The Fordham tradition in excellence is grounded in the Jesuit philosophy of education which traces its roots to the 16th century.

The University offers 65 majors to its 6,578 students in four undergraduate colleges, in addition to 6,973 students in its six graduate and professional schools. Approximately 95 percent of the 594 faculty members hold the highest degree in their field.

Fordham is a member of the Patriot League for football only.




GEORGETOWN UNIVERSITY combines the tradition of being the oldest Catholic institution of higher education in the United States with an awareness of everchanging education needs.

Founded in 1789, the University continues to challenge the minds of young men and women eager to learn.

Located on a 104-acre campus perched on a hilltop overlooking the Potomac River, Georgetown enrolls about 6,400 undergraduate students and 6,200 students seeking degrees from the graduate, law and medical schools.

Georgetown is a member of the Patriot League for football only.



THE COLLEGE OF THE HOLY CROSS is among the nation's strongest liberal arts colleges.

Of the 28 Jesuit colleges and universities in the United States, Holy Cross stands alone in its exclusive commitment to the undergraduate education.

Throughout its history, Holy Cross has offered a rigorous academic program combined with an emphasis on fostering the intellectual and spiritual values of the individual, as reflected in the Jesuit tradition.

Holy Cross, the oldest Catholic college in New England, was founded in 1843 and enrolls approximately 2,700 men and women.



Founded by the citizens of Easton, Pa. in 1826, **LAFAYETTE COLLEGE** was named for the dashing French hero of the Revolutionary War who was then making his last visit to the nation he had helped found fifty years earlier.

Lafayette has a long and distinguished tradition as one of America's premier communities of learners.

Because of its smaller size, enrolling about 2,000 students in liberal arts and engineering, and impressive resources, Lafayette's students find advantages that simply are not available at many other institutions.



One of a handful of universities of modest size that offers programs in the arts, natural and social sciences, humanities, education, business and engineering, **LEHIGH UNIVERSITY** encourages students and faculty to integrate these disciplines, a skill demanded by today's employers and society.

Founded in 1865 in Bethlehem, Pa., Lehigh's tradition of developing leaders is evidenced by its active and supportive alumni, who make their marks in business, industry, professions and communities.

It's 4,700 undergraduates and 2,000 graduate students master a discipline, but also learn to appreciate technology's place in society, embrace global diversity, think critically and holistically, communicate effectively and pursue an ethical and useful life.





Patriot League Facilities

BUCKNELL UNIVERSITY

Christy Mathewson-Memorial Stadium

(13,100)



Bucknell's Christy Mathewson-Memorial Stadium

DIRECTIONS TO STADIUM

From The East or West: Take I-80 to Exit 210. Take U.S. Route 15 south seven miles to Lewisburg. Turn left at traffic light at Moore Avenue. Veer right in front of the campus chapel, then make the first right for stadium parking.

From The South: Take U.S. Route 15 north to Lewisburg, located approximately 60 miles north of Harrisburg and 10 miles north of Selingsgrove. Turn right at first traffic light entering town (Moore Ave., stadium will be on your right). Veer right in front of the campus chapel, then take the first right for stadium parking.

From The North: Take U.S. Route 15 south to Lewisburg, located approximately 25 miles south of Williamsport. Turn left at traffic light at Moore Avenue. Veer right in front of the campus chapel, then make the first right for stadium parking.

Press Parking: Press parking is behind the stadium press box.

COLGATE UNIVERSITY

Andy Kerr Stadium (10,221)



Colgate's Andy Kerr Stadium

DIRECTIONS TO STADIUM

From New York Metropolitan Area: From the Tappan Zee Bridge (N.Y. Thruway) to Route 17 West (Exit 16) to Deposit (Exit 84). At Deposit, turn right on Route 8 north to New Berlin, then to Route 80 west to Sherburne. Turn right on Route 12, then left onto Route 12B to Hamilton. The athletic complex is on the left as you enter town.

From Boston: Mass. Turnpike (I-90) to N.Y. Thruway (exit 25A), then south on Route 88 to Duaneburg. Take Route 20 west to Madison, then south on Route 12B to Hamilton. The athletic complex is on the right at the far end of town.

From Philadelphia: Take Northeast Extension of the Pa. Turnpike (I-476) to I-81 at Clarks Summit. Follow I-81 to Binghamton, N.Y. (exit 6). Take Route 12 north to Sherburne, then bear left on Route 12B to Hamilton. The athletic complex is on the left as you enter town.

Press Parking: Please enter the stadium through the Press Gate off of the College Street entrance.

FORDHAM UNIVERSITY

Jack Coffey Field (7,000)



Fordham's Jack Coffey Field

DIRECTIONS TO STADIUM

From The North: Take the Saw Mill River Parkway to the Mosholu Parkway to Exit 8W (Bronx River Parkway). Take Exit 7W (Fordham Road) to Fordham's Southern Blvd. (Kazimiroff) entrance.

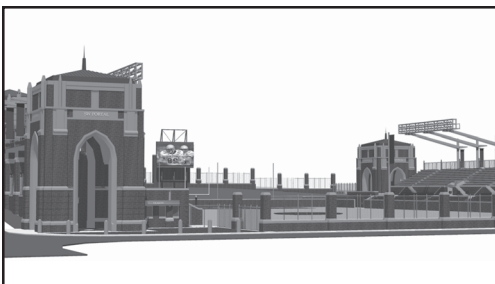
From The West: On I-95, cross the George Washington Bridge to the Cross Bronx Expressway. Take Exit 4B north to the Bronx River Parkway. Take Exit 7W (Fordham Road) to Fordham's Southern Blvd. (Kazimiroff) entrance.

From The Southeast: Cross the Throgs Neck Bridge to the Cross Bronx Expressway. Take Exit 4B north to the Bronx River Parkway. Take Exit 7W (Fordham Road) to Fordham's Southern Blvd. (Kazimiroff) entrance.

Press Parking: Available in the main campus lot only. Complimentary passes will be issued if requested at least one week prior to game day.

GEORGETOWN UNIVERSITY

Multi-Sport Facility (4,500)



Georgetown's Multi-Sport Facility

DIRECTIONS TO STADIUM

From The West: Take I-70 to I-270 to the Capital Beltway (I-495) south to Northern Virginia. After crossing the river, take the George Washington Parkway eight miles to the Key Bridge exit. Follow signs across the Key Bridge, then turn left at the traffic light at M Street. Go through the first traffic light (the street name changes to Canal Street at that light) and look for the Exxon gas station on the right. Make the first right after the gas station, and the campus is at the top of the hill.

From The North or South: Take I-95 to I-495 (around the west side of Washington, D.C.). Look for the George Washington Parkway and follow directions listed above.


Press Parking: Available in the main campus lot only. Complimentary passes will be issued if requested at least one week prior to game day.

Patriot League Facilities



COLLEGE OF THE HOLY CROSS

Fitton Field (23,500)



Holy Cross' Fitton Field

DIRECTIONS TO STADIUM

From The East or West: Take the Mass Turnpike (I-90) to Exit 10 (I-290 West). Follow I-290 into Worcester to Exit 11 (College Square). Fitton Field is straight ahead off the ramp.

From The South: Take I-84 from Hartford to the Mass Turnpike (I-90) and follow the directions East or West.

From The North: Follow I-290 into Worcester to Exit 11 (College Square). Fitton Field is straight ahead off the ramp.

Press Parking: A limited number of spaces are reserved for the media in the lot just south of Fitton Field. Enter through Gate 2 off College Street and ask for the press parking lot.

LAFAYETTE COLLEGE

Fisher Field (13,750)



Lafayette's Fisher Field

DIRECTIONS TO STADIUM

From West on Route 22: Take 4th St. exit and bear left at the light. At the 2nd light, turn left onto 3rd St. Continue to the base of College Hill and bear sharply right onto College Ave. Near top of hill, turn left onto McCartney St. Turn left at the first stop sign, then turn right onto Hamilton St. and proceed downhill to Pierce St. (field is on your left. Park on College Hill.

From East on Route 22: Take second exit after crossing river (Lafayette College exit). Go straight off exit ramp and turn right onto 3rd St., then follow directions from West.

Press Parking: When at the stop sign at the intersection of High and Hamilton Streets, go straight on High St. approximately 25 yards and turn right into the driveway Markle Hall to enter the parking deck.

LEHIGH UNIVERSITY

Goodman Stadium (16,000)



Lehigh's Goodman Stadium

DIRECTIONS TO STADIUM

From The North, East or West: Take I-78 to the Hellertown Exit. Follow Route 412 South (Main St.) to Water St. Turn right, and follow signs to the stadium parking areas.

From The South: Take Route 309 North to Route 378 North to Black River Road. Turn right and follow to end at Bingen Road. Turn left and proceed to stadium parking areas.

Press Parking: Press parking is provided in the Stadium House lot, located directly behind the stadium scoreboard. Parking requests must be made at least 10 days in advance of the game.

The Patriot League office, located at 3773 Corporate Parkway, Suite 190, Center Valley, Pa., 18034

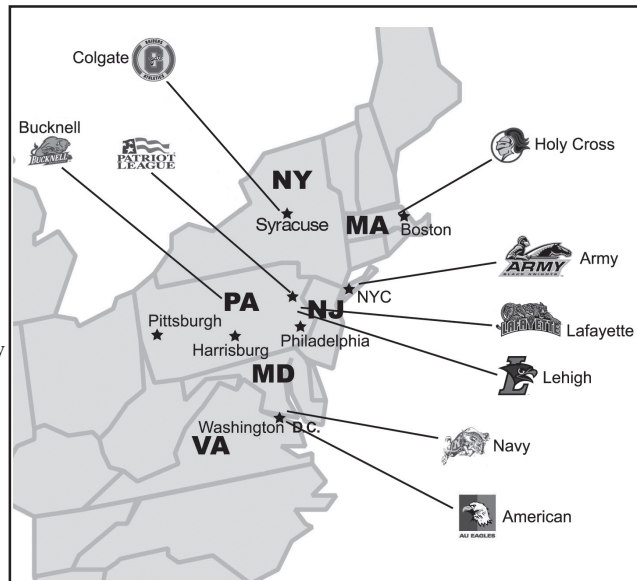




Patriot League Information

Patriot League Full Membership

- American University**
Washington, D.C.
- Bucknell University**
Lewisburg, Pa.
- Colgate University**
Hamilton, N.Y.
- The College of the Holy Cross**
Worcester, Mass.
- Lafayette College**
Easton, Pa.
- Lehigh University**
Bethlehem, Pa.
- United States Military Academy (Army)**
West Point, N.Y.
- United States Naval Academy (Navy)**
Annapolis, Md.



Directions to the League office:

From East or West: Take Interstate-78 to Exit 60 South (Rt. 309 South toward Quakertown). Bear right at first exit. Turn left at the stop light onto Center Valley Parkway, go across Rt. 309, continue one block and make first left onto Corporate Parkway. The PL office is on the first floor of the building on the right.

From North or South: Take Interstate-476 (NE of Pennsylvania Turnpike) to Exit 33. Proceed east on Rt. 22 to first exit -- take Rt. 309 South. Rt. 309 will merge with Interstate-78 East. Proceed to Exit 60 South (Rt. 309 South toward Quakertown). Bear right at first exit. Turn left at the stop light onto Center Valley Parkway, go across Rt. 309, continue one block and make first left onto Corporate Parkway. The Patriot League office is on the first floor of the building on the right.

League Committees

Council of Presidents

- Dr. Benjamin Ladner** (Chair)
American University
- LTG. William J. Lennox Jr.**
United States Military Academy
- Dr. Brian C. Mitchell**
Bucknell University
- Dr. Rebecca S. Chopp**
Colgate University
- Rev. Michael C. McFarland, S.J.**
College of the Holy Cross
- Daniel Weiss**
Lafayette College
- Dr. Gregory C. Farrington**
Lehigh University
- Vice Admiral Rodney P. Rempt**
United States Naval Academy
- Rev. Joseph M. McShane, S.J.**
Fordham University
- Dr. John J. DeGioia**
Georgetown University

Policy Committee

- Ivy Broder**
Dean, Academic Affairs
American University
- Col. William Held**
Head, Department of Foreign Language
United States Military Academy
- Charles R. Pollock** (Chair)
Vice President of Student Affairs
Bucknell University
- Dr. Bruce Selleck**
Professor of Geology
Colgate University
- Dr. John F. Axelson**
Professor of Psychology
College of the Holy Cross
- Dr. James Krivoski**
Dean of Students
Lafayette College
- TBA**
TBA
Lehigh University
- Dr. Roger Little**
Professor of Economics
United States Naval Academy
- Jeff Gray**
Vice President for Student Affairs
Fordham University
- Todd Olson**
Vice President for Student Affairs
Georgetown University

Committee on Athletic Administration

- Dr. Joni Comstock**
Athena Argyropoulos
American University
- Kevin Anderson**
Debra Dalton
United States Military Academy
- John P. Hardt**
Amanda Backus
Bucknell University
- Dave Roach**
Janet Little
Colgate University
- Richard Regan Jr.**
Ann Zelesky
College of the Holy Cross
- Dr. Bruce E. McCutcheon**
Kim Keenan-Kirkpatrick
Lafayette College
- Dr. Joe Sterrett**
Karen Adams
Lehigh University
- Chet Gladchuk** (Chair)
Loretta Lamar
United States Naval Academy
- Frank McLaughlin**
Fordham University
- Bernard Muir**
Georgetown University

Patriot League Staff



Carolyn Schlie Femovich Executive Director



In selecting Carolyn Schlie Femovich as its fourth Executive Director, the Patriot League Council of Presidents continued its adherence to equity and innovation in its approach to intercollegiate athletics.

Femovich brought 17 years experience at the NCAA Division I level to the Patriot League when she was appointed Executive Director in July of 1999.

She is one of two women to hold the top post of a combined men's and women's conference at the NCAA Division I level.

During her first year as Executive Director, Patriot League membership was enhanced with the announcement that American University would become a full League member in the fall of 2001, and that Georgetown University would join the League in the sport of football beginning with the 2001 season.

During the 2001-02 academic year, Femovich focused her energies on setting a strategic direction for the future of the Patriot League. In recent years, primary efforts have aimed at increasing League visibility and competitiveness, as well as the quality of services to the membership.

Femovich recently finished a four-year term as the League's representative on the NCAA Management Council. She was also the chairperson of the prestigious Collegiate Women's Sports Awards Program and continues to serve on the Board.

Prior to her appointment as Executive Director, Femovich served in a leadership role in the administration of a highly-successful Ivy League program at the University of Pennsylvania.

During her tenure as Senior Associate Athletics Director (1986-99) and Associate Athletics Director (1982-85), her responsibilities included administration of intercollegiate sports and recreation programs, strategic planning and facilities development, human resource management and event planning. In her initial years with the Quakers, Femovich supervised 15 intercollegiate programs, coaching staffs and athletics facilities. She also served as Penn's Interim Director of Athletics in 1985. Femovich represented the University in a variety of external capacities with the Ivy League and NCAA, and on a number of sports committees and boards.

Femovich's career in intercollegiate athletics began in 1974 at Indiana University as a graduate teaching assistant. In 1975, she moved to Gettysburg College as head coach of women's basketball, women's tennis, assistant professor of health and physical education and the Coordinator of Women's Athletics.

Included in the impressive list of regional and national committees Femovich has served on are the NCAA Basketball Marketing Sub-Committee, the NCAA Division I Business/Finance Cabinet and the NCAA Division I Women's Basketball Committee, arguably the most prestigious women's sport committee in the NCAA.

She played a primary role in bringing the 2000 NCAA Women's Basketball Final Four to Philadelphia and is a member of the executive board of the Philadelphia Sports Congress. She also held the office of President of the Eastern College Athletic Conference (ECAC) in 1996, which now includes more than 300 member institutions.

Femovich is a graduate of Valparaiso University and received a master of science degree from Indiana University. Femovich and her husband Robert reside in Hellertown, Pa.

Femovich at a Glance

Personal

- Husband: Robert M. Femovich
- Married: October 4, 1991

Education

- B.S., Valparaiso University, Valparaiso, Ind., 1971
- M.S., Indiana University, Bloomington, Ind., 1975

Professional Experience

- Patriot League: Executive Director, 1999-present
- University of Pennsylvania: Sr. Assoc. Athletics Director, 1986-99
- University of Pennsylvania: Assoc. Athletics Director, 1982-86
- Gettysburg College: Coordinator of Women's Athletics, 1978-82
- Gettysburg College: Head Basketball and Tennis Coach, 1975-82
- Indiana University: Graduate Assistant, 1974-75

Affiliations & Memberships

- Collegiate Commissioner's Association
- NCAA Women's Basketball Issues Committee (Chair 2004-present)
- Collegiate Women's Sports Awards Board (Chair 1999-2003)
- Philadelphia Sports Congress Executive Committee
- National Association of Collegiate Directors of Athletics
- National Association of Collegiate Women Athletic Administrators
- Former PL Representative to the NCAA Management Council
- Former member, NCAA Women's Basketball Committee, 1984-90
- Former member, NCAA Division I Business/Finance Cabinet
- Former member, NCAA Basketball Marketing Sub-Committee
- President of the Eastern College Athletic Conference (1996)



Patriot League Staff

Deb Bogert

Executive Assistant & Business Manager



Bogert joined the Patriot League staff in September, 1989, as Administrative Coordinator, and was promoted to Business Manager prior to the 1992-93 academic year. After serving in that capacity for five years, she was promoted to Executive Assistant in 1997. Bogert directs all business affairs and human resources, maintains the League's financial records and coordinates office functions.

She formerly worked as a secretary and receptionist at PSC Engineers and Consultants, Inc., and worked for Bethlehem Steel Corporation for 11 years as an administrative assistant. Bogert is a 12-year member of the Bethlehem Chapter of American Business Women's Association. She served as the President and Secretary of the ABWA and was named the organization's 1996 Woman of the Year.

A native of Bethlehem, Pa., Bogert currently lives in Allentown, Pa., and has a son, Chris.

TBA

Associate Executive Director/External Relations

Joanna Kreps

Assistant Executive Director/Sport Management & Governance



Kreps joined the Patriot League in December 2004, as the Assistant Executive Director and supervises the governance and management of the League's 23 sports. She also oversees the League's compliance program and contributed to championship administration.

Prior to joining the Patriot League, Kreps served as the Assistant Commissioner for Compliance and Business Operations and Senior Woman Administrator for the Rocky Mountain Athletic Conference. In her post at the RMAC she coordinated NCAA and RMAC compliance among the 14 member institutions and managed the internal fiscal operations of the conference office. She was the liaison to the seven conference coordinators of officials and assisted in the administration of the officiating programs, created conference schedules and directed the National Letter of Intent Program and coaches certification testing.

She worked with the RMAC senior woman administrators, faculty athletic representatives and the RMAC Student Athlete Advisory Committee. Kreps also assisted with championship event administration as well as conference meetings, the RMAC Hall of Fame, officiating clinics, the RMAC golf outing and the Wells Fargo SHOOTOUT (RMAC basketball tournament).

Kreps also spent time assisting with compliance at the University at Albany (N.Y.), where her main responsibility was determining and maintaining NCAA Division I eligibility for 19 male and female varsity programs for over 450 student-athletes. Also, while at Albany, she served as Co-Coordinator of the SEFA/United Way Campaign for over 5,000 University at Albany state employees.

Kreps currently serves on the NCAA Sportsmanship and Ethical Conduct Committee. She is a 1997 graduate of the University at Albany, where she majored in English and earned a Bachelor's Degree. She played on the Albany women's basketball team and earned a Masters of Science Degree in Educational Administration and Policy Studies in 1999.

Chris Graziano

Assistant Director of Media Relations



Graziano joined the Patriot League in September 2004 as Assistant Director of Media Relations. He serves as the primary League contact for football, men's basketball and various other League sports. In addition to his media relations duties, he contributes to the League's championship administration and branding and public relations initiatives.

Graziano graduated from Villanova University in 2003 with a Bachelor of Arts degree in communication and a minor in business. The Hamilton, N.J., native played intercollegiate baseball at Villanova.

Prior to joining the Patriot League staff, Graziano worked as a writer/editor for the Sports Network and free-lanced for the *Times of Trenton* (N.J.) newspaper. He also completed internships at MLB.com and Villanova's athletic media relations office.

Graziano resides in Plymouth Meeting, Pa.

Patriot League Staff



Jessica Siegel Assistant Director of Media Relations



Siegel joined the Patriot League staff in October 2004 after completing a year as the Northeast Conference administrative intern. She serves as the primary Patriot League contact for women's basketball and various other sports. In addition to her media relations duties, she contributed to the League's championship administration and branding and public relations initiatives.

In her post at the NEC, Siegel handled media relations efforts for five of the league's sponsored sports, provided support at championship events and televised basketball games and assisted in day-to-day operations. She also conducted student-athlete interviews and wrote articles for the conference's quarterly newsletter.

The Dayton, N.J., native earned her bachelor's degree in business administration with a concentration in marketing from Ramapo College in May 2003. During her time there she served as the assistant to the sports information director.

She is currently completing her master's degree in Sports and Recreation Administration from Temple University.

Prior to her time at the Northeast Conference, Siegel spent two summers as the promotions and group sales intern at the Somerset Patriots, an independent minor league baseball team based out of Central New Jersey.

Kaitlyn Cerco Sport Management & Governance Intern



Cerco joins the Patriot League this year and will primarily assist in the areas of compliance and sport governance. She will also contribute to the League's championship administration program.

A native of Clarks Summit, Pa., Cerco received a bachelor's degree in History with a minor in Business Management from Moravian College, Bethlehem, Pa., where she also played lacrosse.

She is currently completing her master's degree in Sport Management from East Stroudsburg University. While at ESU, she was a graduate assistant for the Intramural and Recreation Department. In addition, she is an assistant lacrosse coach at Moravian College.



NCAA Division I graduation rates released

Patriot League ranks first in the country for the sixth straight year

The NCAA released Division I graduation rates on Monday, October 25, 2005, revealing that the Patriot League ranks first out of all reporting Division I conferences for the sixth straight year. All of the Patriot League institutions reporting fell above the national average of 62 percent with an average of 83 percent. The U.S. Military Academy and the U.S. Naval Academy are not included in this report since they do not offer athletically related financial aid. The federal government requires institutions to publish graduation rates for students and athletes under the Right to Know Act.

The latest NCAA report finds that student-athletes in college sports continue to graduate at a higher percentage than the general student body.

The Patriot League continues to be the leader in graduation rates among NCAA Division I conferences with an 83 percent average. Behind the Patriot League is the Atlantic-10 with an average graduation rate of 77 percent, while the Big East and Big 10 both report a 72 percent average. The West Coast Conference reported a 71 percent average.

Bucknell University, Colgate University and College of the Holy Cross are at the top of the League list, with an 88 percent graduation rate. Lehigh University ranks next with an 86 percentage rate, while Lafayette College is at 83 percent. American University rounds out the Patriot League with a 67 percent graduation rate, five percent better than the national average.

The NCAA announced last year a new plan to collect the graduation rate data from member colleges and universities. This data collection will allow the NCAA to release graduation rate information for specific sports, information that was previously suppressed by the federal government. Next year, the NCAA will provide an alternative graduation-rate measure in addition to the report currently compiled using the federally mandated methodology. The new rate, called the Graduation Success Rate, will take transfers into account and is designed to provide a more accurate and real-time assessment of graduation success for all athletics programs.



Patriot League Championships

Army unseats Bucknell as Patriot League Presidents' Cup champion

The 2004-05 edition of the Patriot League Presidents' Cup has been awarded to the Black Knights of the United States Military Academy, on the strength of five spring championships. The League office made the announcement on Wednesday, and it marks the first time since 1997 that the Cup will not reside in Lewisburg, Pa.

Army finished with 113.25 overall points, the fifth-highest total in the 15-year history of the Presidents' Cup. Bucknell was second with 105.00 points, and Lehigh a close third with 104.50. Navy and American finished fourth and fifth, with 97.50 and 93.50 points, respectively. Rounding out the standings were Colgate (80.75 points), Lafayette (59.25) and Holy Cross (54.75).

Army and Bucknell are the only two schools to ever win the Patriot League Presidents' Cup, which recognizes the athletic department that achieved the most on-field success in a given year. The Bison have won 11 titles, and had won the previous seven prior to this year. This is Army's fourth title. The Black Knights were also Presidents' Cup winners in 1994, '95 and '97.

Breaking it down by gender, Army took home its League-leading eighth men's title with 58.75 points, 3.75 better than Lehigh. On the women's side, the Black Knights shared the trophy with Bucknell. Both schools finished with identical 54.50 point totals, just 2.75 points more than Colgate. The women's championship is the 11th for Bucknell, and eighth in a row. It marks just the second women's title for Army, with the other coming in 1994.

The spring season, in which Army picked up an astonishing 52.50 points, consisted of baseball, softball, men's and women's lacrosse, men's and women's tennis, men's and women's outdoor track & field, men's golf and women's rowing. The 2004-05 academic year was the first in which women's rowing was offered as a championship sport in the Patriot League. It brings the total number of sponsored sports to 23.

Presidents' Cup points are awarded based on a team's performance in the regular and postseason. In football, the points are awarded on the final regular season standings, while points in cross country, track & field, swimming & diving, golf and rowing are handed out based on the order of finish at the League championship. In team sports with postseason tournaments, points are awarded based on a combination of the League championship tournament and regular season standings.

The sport that proved to be the difference in 2004-05 was men's outdoor track & field. At the championship held on Friday & Saturday, May 6 & 7, Army's victory, coupled with Bucknell's sixth-place finish, broke open what was a neck-and-neck race for the crown.

The Black Knights picked up additional spring championships in baseball, men's tennis, women's tennis and men's golf. Army finished second in softball, men's lacrosse and women's outdoor track & field. The Black Knights do not have women's lacrosse, and do not sponsor a team in the Patriot League for women's rowing.

Bucknell was the team champion in women's outdoor track & field, while the remaining titles went to Navy (men's lacrosse & women's rowing), Lehigh (softball) and Colgate (women's lacrosse).

American held a four-point lead over Lehigh heading into the spring season, but the Eagles were unable to hold on, as AU does not sponsor teams in baseball, softball, men's lacrosse and women's rowing.

CROWNING CHAMPIONS

2005-06 CHAMPIONSHIP DATES & SITES

Baseball

May 13-14, 2006 @ Highest Seed

Men's Basketball

Mar. 3 & 5, 2006 @ Top Two Seeds Championship, March 10, 2006 @ Highest Seed

Women's Basketball

TBA

Championship, March 8, 2006 @ Highest Seed

Men's & Women's Cross Country

Oct. 29, 2005 @ Lehigh

Field Hockey

Nov. 5-6, 2005 @ Highest Seed

Men's Golf

Apr. 22-23, 2006 @ Navy

Men's & Women's Indoor Track & Field

Feb. 17-19, 2006 @ Navy

Men's Lacrosse

Apr. 28 & 30, 2006 @ Highest Seed

Women's Lacrosse

Apr. 29-30, 2006 @ Highest Seed

Men's & Women's Outdoor Track & Field

May 5-6, 2006 @ Holy Cross

Women's Rowing

Apr. 30, 2006 @ Lake Quinsigamond, Worcester, Mass.

Men's Soccer

Nov. 11 & 13, 2005 @ Highest Seed

Women's Soccer

Nov. 4 & 6, 2005 @ Highest Seed

Softball

May 12-13, 2006 @ Highest Seed

Men's & Women's Swimming & Diving

Feb. 23-25, 2006 @ Navy

Men's Tennis

Apr. 29-30, 2006 @ Highest Seed

Women's Tennis

Apr. 22-23, 2006 @ Highest Seed

Women's Volleyball

Nov. 18-19, 2005 @ Highest Seed

* Football champion is determined by regular season competition



Army poses after winning the 2005 baseball championship.

Final 2004-05 Presidents' Cup Standings

1. Army	113.25
2. Bucknell	105.00
3. Lehigh	104.50
4. Navy	97.50
5. American	93.50
6. Colgate	80.75
7. Lafayette	59.25
8. Holy Cross	54.75

2005 Season Preview



Sean Conover, Bucknell
2005 Patriot League Preseason Defensive Player of the Year
2004 Patriot League Defensive Player of the Year



Composite Schedule

2005 Patriot League Football Composite Schedule

Saturday, Sept. 3

FORDHAM at Rhode Island	Noon
Central Connecticut State at COLGATE	1 p.m.
Sacred Heart at HOLY CROSS	1 p.m.
Monmouth at LEHIGH	1 p.m.
GEORGETOWN at BUCKNELL *	6 p.m.
LAFAYETTE at Marist	7:30 p.m.

Saturday, Sept. 10

Massachusetts at COLGATE	Noon
GEORGETOWN at HOLY CROSS *	1 p.m.
FORDHAM at Duquesne	1 p.m.
Richmond at LAFAYETTE	1 p.m.
LEHIGH at Delaware	7 p.m.
BUCKNELL at Stony Brook	TBA

Saturday, Sept. 17

COLGATE at Dartmouth	12:30 p.m.
BUCKNELL at Cornell	1 p.m.
Brown at GEORGETOWN	1 p.m.
Harvard at HOLY CROSS	1 p.m.
Princeton at LAFAYETTE	1 p.m.
Columbia at FORDHAM	TBA
<i>Open Date: LEHIGH</i>	

Saturday, Sept. 24

FORDHAM at LAFAYETTE *	1 p.m.
GEORGETOWN at Stony Brook	1 p.m.
LEHIGH at VMI	1 p.m.
HOLY CROSS at Delaware	7 p.m.
<i>Open Date: BUCKNELL, COLGATE</i>	

Saturday, Oct. 1

LEHIGH at Harvard	12:30 p.m.
Marist at BUCKNELL	1 p.m.
Cornell at COLGATE	1 p.m.
HOLY CROSS at Yale	1 p.m.
LAFAYETTE at GEORGETOWN *	2 p.m.
<i>Open Date: FORDHAM</i>	

Saturday, Oct. 8

HOLY CROSS at LEHIGH *	1 p.m.
BUCKNELL at Penn	1 p.m.
COLGATE at Princeton	1 p.m.
FORDHAM at Brown	1 p.m.
Duquesne at GEORGETOWN	1 p.m.
Columbia at LAFAYETTE	1 p.m.

Saturday, Oct. 15

FORDHAM at COLGATE *	1 p.m.
Villanova at BUCKNELL	1 p.m.
GEORGETOWN at Cornell	1 p.m.
Dartmouth at HOLY CROSS	1 p.m.
Harvard at LAFAYETTE	1 p.m.
Yale at LEHIGH	1 p.m.

Saturday, Oct. 22

LEHIGH at BUCKNELL *	1 p.m.
COLGATE at HOLY CROSS *	1 p.m.
FORDHAM at GEORGETOWN *	2 p.m.
<i>Open Date: LAFAYETTE</i>	

Saturday, Oct. 29

BUCKNELL at LAFAYETTE *	1 p.m.
LEHIGH at COLGATE *	1 p.m.
HOLY CROSS at FORDHAM *	1 p.m.
<i>Open Date: GEORGETOWN</i>	

Saturday, Nov. 5

COLGATE at LAFAYETTE *	12:30 p.m.
GEORGETOWN at LEHIGH *	12:30 p.m.
BUCKNELL at FORDHAM *	1 p.m.
<i>Open Date: HOLY CROSS</i>	

Saturday, Nov. 12

BUCKNELL at COLGATE *	12:30 p.m.
LAFAYETTE at HOLY CROSS *	12:30 p.m.
Davidson at GEORGETOWN	12:30 p.m.
LEHIGH at FORDHAM *	1 p.m.

Saturday, Nov. 19

COLGATE at GEORGETOWN *	12:30 p.m.
LAFAYETTE at LEHIGH *	12:30 p.m.
HOLY CROSS at BUCKNELL *	1 p.m.
Albany at FORDHAM	1 p.m.

Schedule as of July 14, 2005 and subject to change

All times eastern

TV schedules TBA

** - indicates Patriot League game*



League Preview

Lehigh the preseason pick in Patriot League football

Bucknell took two of the three individual preseason awards

Lehigh, which shared the 2004 Patriot League title with Lafayette and earned an at-large berth into the NCAA Division I-AA playoffs, has been chosen by coaches and sports information directors to claim the 2005 crown in a preseason vote, it was announced Tuesday.

The Mountain Hawks have been a fixture at the top of the PL standings during head coach **Pete Lembo**'s four years at the helm. He owns a 22-5 Patriot League record, as well as a 36-11 overall mark in Bethlehem. LU has registered a 1-2 postseason record under Lembo.

Last year, the Mountain Hawks finished 9-3, including 5-1 in the League. A loss to arch-rival Lafayette in the final week of the regular season kept Lehigh from winning the title outright. Instead, the Mountain Hawks went into the playoffs as an at-large entrant, giving the PL multiple teams in the postseason for the first time since 1999. LU dropped a 14-13 decision at Goodman Stadium to eventual national champion James Madison of the Atlantic-10 Conference.

A large reason for Lehigh's position at the top of the poll is senior quarterback **Mark Borda** (Bethlehem, Pa./Bethlehem Catholic), the preseason choice for Offensive Player of the Year in the Patriot League. In his first season as the starter under center for Lehigh in 2004, Borda completed 205-of-330 passes for 2,682 yards and 24 touchdowns against just six interceptions. His quarterback efficiency rating of 150.75 was tops in the League.

The Lehigh defense will return six starters from a unit that ranked sixth in the nation last year in allowing just 16.10 points per game.

The Mountain Hawks received eight of 16 first-place votes and finished with 68 points, while Lafayette grabbed three first-place votes and 61 points.

The Leopards, who shared the League title with the Mountain Hawks last season, were picked for second place. Lafayette was the Patriot League's automatic qualifier into the playoffs a year ago, and lost at Delaware in the first round, 28-14. LC was the surprise story of 2004, finishing in first place after being picked for fifth. Head coach **Frank Tavani** was named Coach of the Year after leading Lafayette to its first-ever playoff appearance and an 8-4 overall record, 5-1 in the League. The Leopards welcome back 16 of 22 starters.

The third through fifth positions in the preseason poll were extremely competitive, with Colgate receiving one first-place vote and 49 points for third place, Fordham earning two first-place votes and 41 points for fourth place and Bucknell picking up 40 points for fifth place.

Colgate (7-4, 4-2 PL) was the NCAA Division I-AA runner-up in 2003, while Fordham (5-6, 2-4) boasts the 2004 Rookie of the Year, running back **Jonte Coven** (Stone Mountain, Ga./Stephenson).

The Bison (7-4, 4-2) took home the remaining two individual preseason awards with senior defensive lineman **Sean Conover** (Whitman, Mass./Whitman-Hanson) named Defensive Player of the Year and senior defensive back/kick return specialist **Dante Ross** (Groton, Conn./Robert E. Fitch) Special Teams Player of the Year. Both student-athletes picked up the respective awards following the 2004 campaign as well.

Conover led the Patriot League with 10.5 sacks and 0.45 forced fumbles per game. Ross, the first-ever Special Teams Player of the Year, made his mark on the national football scene on Oct. 4 when he returned a pair of kickoffs for touchdowns in a win over Georgetown. For the game, he racked up 198 yards in kickoff returns and 69 yards in punt returns.

Rounding out the poll were Holy Cross (20 points) and Georgetown (15). In last year's matchup between the two schools, the Crusaders won in overtime, 31-28 on Nov. 20 in the nation's capital. HC finished the year 3-8 overall and 1-5 in the Patriot League, while the Hoyas were 3-8 and 0-6.

Along with Borda, Conover and Ross, the Patriot League has a few other All-America candidates heading into the fall, among them Lafayette senior linebacker **Maurice Bennett** (Philadelphia, Pa./George Washington), Georgetown senior defensive end **Michael Ononibaku** (Amherst, Mass./Amherst) and Fordham junior placekicker **Micah Clukey** (St. Augustine, Fla./St. Augustine).

The 2005 Patriot League football season gets underway on Sept. 3 with all seven teams in action. Georgetown visits Bucknell at 6 p.m. in the only League matchup of the opening week, while other games include Fordham at Rhode Island at noon, Colgate vs. Central Connecticut State at 1 p.m., Holy Cross vs. Sacred Heart at 1 p.m., Lehigh vs. Monmouth at 1 p.m. and Lafayette at Marist at 7:30 p.m.

Preseason Poll

1. Lehigh (8 first-place votes)	68 points
2. Lafayette (3)	61
3. Colgate (1)	49
4. Fordham (2)	41
5. Bucknell	40
6. Holy Cross	20
7. Georgetown	15

Preseason Awards


Offensive Player of the Year: Mark Borda, Lehigh
Defensive Player of the Year: Sean Conover, Bucknell
Special Teams Player of the Year: Dante Ross, Bucknell



National Preview

Compiled by **Matt Dougherty**, Executive Director
of I-AA Football, The Sports Network

Preseason Top 25		
Rank	Team	2004 Record
1.	Furman	10-3
2.	Eastern Washington	9-4
3.	James Madison	13-2
4.	Montana	12-3
5.	Western Kentucky	9-3
6.	New Hampshire	10-3
7.	Georgia Southern	9-3
8.	Northwestern State	8-4
9.	Southern Illinois	10-2
10.	Northern Iowa	7-4
11.	William & Mary	11-3
12.	Montana State	6-5
13.	Delaware	9-4
14.	Massachusetts	6-5
15.	LEHIGH	9-3
16.	Harvard	10-0
17.	Hofstra	5-6
18.	Hampton	10-2
19.	North Dakota State	8-3
20.	Texas State	5-6
21.	Sam Houston State	11-3
22.	Brown	6-4
23.	Jacksonville State	9-2
24.	Cal Poly	9-2
25.	LAFAYETTE	8-4



Brad Maurer and the Lafayette Leopards enter 2005 as the 25th-ranked team in the nation according to The Sports Network.

Preseason All-America Team

	Name	School	Pos.	Cl.
First Team Offense	Erik Meyer	Eastern Washington	QB	Sr.
	Jermaine Austin	Georgia Southern	RB	Sr.
	Clifton Dawson	Harvard	RB	Jr.
	David Ball	New Hampshire	WR	Jr.
	Eric Kimble	Eastern Washington	WR	Sr.
	Daniel Fells	UC Davis	TE	Sr.
	Antonio Narcisse	Portland State	C	Sr.
	Stafford Davis	Illinois State	G	Sr.
	Chad Motte	Georgia Southern	G	Sr.
	Jonathan Banks	Grambling State	T	Sr.
Second Team Offense	Rocky Hanni	Eastern Washington	T	So.
	Jon Scifres	Southwest Missouri State	K	Sr.
	Toby Ziegler	Northwestern State	RS	Sr.
	Richie Williams	Appalachian State	QB	Sr.
	Steve Baylark	Massachusetts	RB	Jr.
	Travis Glasford	Western Illinois	RB	Sr.
	Felton Huggins	Southeastern Louisiana	WR	Sr.
	Cory Parks	Northeastern	WR	Sr.
	Jonathan Williams	New Hampshire	TE	Sr.
	Erik Losey	Western Kentucky	C	Sr.
First Team Defense	Jeff Bolton	Montana State	G	Sr.
	Matt Magerko	James Madison	G	Sr.
	Kevin Boothe	Cornell	T	Sr.
	Willie Colon	Hofstra	T	Sr.
	Greg Kuehn	William & Mary	K	Sr.
	Marquay McDaniel	Hampton	RS	Sr.
	Brady Fosmark	Weber State	DE	Sr.
	Chris Gocong	Cal Poly	DE	Sr.
	Darrell Adams	Villanova	DT	Sr.
	Tom Parks	Delaware	DT	Sr.
Second Team Defense	Justin Durant	Hampton	LB	Jr.
	William Freeman	Furman	LB	Sr.
	Jerome Jones	Eastern Kentucky	LB	Sr.
	Gian Villante	Hofstra	LB	Jr.
	Reed Doughty	Northern Colorado	S	Sr.
	Shannon James	Massachusetts	S	Sr.
	David Pittman	Northwestern State	CB	Sr.
	Antonio Thomas	Western Kentucky	CB	Sr.
	David Simonhoff	Southeast Missouri	P	Jr.
	SEAN CONOVER	BUCKNELL	DE	SR.
Second Team Defense	Mike Murphy	Montana	DE	Jr.
	Katon Bethay	Wofford	DT	Sr.
	Fred Evans	Texas State	DT	Sr.
	MAURICE BENNETT	LAFAYETTE	LB	SR.
	Zak DeOssie	Brown	LB	Jr.
	Markus Mikulec	Sam Houston State	LB	Sr.
	Mac Mollohan	Montana State	LB	Sr.
	Kenny Chicoine	Cal Poly	S	Jr.
	Tony LeZotte	James Madison	S	So.
	Cletis Gordon	Jackson State	CB	Sr.
Kevin Thomas	Montana	CB	Sr.	
Ryan Hoffman	Illinois State	P	Sr.	

Honorable Mention: MICHAEL ONONIBAKU, GEORGETOWN, DE, SR.

2005 Notebook



20 Years of Patriot League Football

As the Patriot League celebrates its 20th season as a football conference, here is a look at some of the League's accomplishments during the first 19 seasons. In addition to the seven current members, Davidson and Towson have also played football in the Patriot League:

- ◆ All seven current Patriot League schools own all-time records above .500. Lafayette has played football for the most seasons (123), while Fordham has played the most games (1,184), has the most wins (720) and owns the highest winning percentage (.630).
- ◆ The Patriot League has sent 11 teams to the playoffs in the last eight seasons, and owns a record of 7-11. Colgate had the most successful postseason in Patriot League history in 2003, when the Raiders finished as the NCAA Division I-AA runner-up.
- ◆ The 2004 season marked the sixth in a row that the Patriot League finished with a winning record in non-League games, as PL teams combined to go 21-16.
- ◆ Inside the League, six different schools have laid claim to the PL title. Lehigh leads the way with seven championships, including a share of the 2004 crown.
- ◆ A pair of Patriot League student-athletes (**Kenny Gamble**, Colgate, RB, 1987 & **Jamaal Branch**, Colgate, RB, 2003) have won the Walter Payton Award since its establishment in 1987 by *The Sports Network*. The award recognizes the top offensive player in NCAA Division I-AA.
- ◆ Three Patriot League head coaches have won the Eddie Robinson Award as the nation's top coach (**Mark Duffner**, Holy Cross, 1987; **Bill Russo**, Lafayette, 1988 & **Pete Lembo**, Lehigh, 2001).
- ◆ A total of 79 Patriot League football players have been named All-America by the *The Sports Network*.
- ◆ CoSIDA has honored 22 Patriot League student-athletes as Academic All-Americans.
- ◆ Forty-three Patriot League standouts have gone on to play professional football in the National Football League or the Canadian Football League.
- ◆ The Patriot League is the home of college football's most-played rivalry, as Lafayette and Lehigh have met 140 times in history, with the Leopards holding a 73-62-5 advantage.
- ◆ A total of 229,121 fans passed through the turnstiles at Patriot League stadiums during the 2004 season, the League's 19th in existence.






2005 Notebook

The Patriot League remembers Bucknell's Mark Oppong

Mark Oppong, a first-year student at Bucknell from Mississauga, Ontario, died Saturday morning, April 9, at about 3:30 a.m. from a viral infection.

Dr. Don Stechshulte, director of the Student Health Center at Bucknell, said the cause of death was viral myocarditis. He said the death was most likely caused by a common virus that occasionally causes an uncommon response in some people. He said there is no public health risk at this time.

Stechshulte said in his 30 years of practice he has seen 10 to 12 similar cases, including some Bucknell students who recovered from the illness. Stechshulte examined Mark on Wednesday and he was immediately taken to the emergency room at Evangelical Community Hospital from where he was flown to Geisinger Medical Center and then on to the University of Pennsylvania Hospital.



"It was with great sadness that Maryjane and I received the news Mark Oppong's passing. Mark was a vibrant young man whose loss will be felt by our entire community. At times such as these, words are difficult and grief immense. Our thoughts are with Mark's family as they grieve. Many of the Bucknell community are part of Mark's extended family and we will be grieving as well. The days ahead will be difficult, but strength and comfort are found in unity. As you see Mark's teammates from the football team and his friends from his hall, please take a moment to acknowledge their grief and offer a few words of comfort."

- Brian C. Mitchell, President, Bucknell University

"The Bucknell football family is devastated by the loss of Mark Oppong. It is hard to make sense of something like this. You don't ever think this can happen to someone so young and healthy, but it is a reminder to all of us how fragile life can be. We called Mark the 'gentle giant.' He was very well-liked, and he was easy to get to know. He was just a really friendly guy, and that attracted people to him.

We are a team and a family, and that is what we will rely on now to help us get through this difficult time. We will try to stay together and be there for one another.

Mark's mother, Doris, is a very strong lady, and in many ways she helped comfort us during these last painful hours. Our thoughts and prayers will always be with her, as well as Mark's father, Alex, and two brothers, Dennis and Eddie."

- Tim Landis, Head Football Coach, Bucknell University

BIOGRAPHY

90 Mark Oppong DL 6-4 295 Mississauga, Ontario/Meadowvale Secondary

Born Nov. 5, 1984 in Ontario ... son of Alex and Doris Oppong ... older brothers Eddie and Dennis ... 2003 graduate of Meadowvale Secondary School in Mississauga, Ontario ... lettered three times in football and once in basketball ... three-time regional all-star as a defensive tackle ... Toronto All-Star and Greater Toronto Area Top 50 player ... played for coach Ed Gatavakis.



2005 Notebook



Patriot League football's incoming class of 2009, representing 21 states and Canada ...

Bucknell (32)

Zach Allen WR Catawissa, Pa.
 Nolan Applegate DB Yardley, Pa.
 Phil Azarik P/K Hatfield, Pa.
 Harrison Baker RB Riverdale, Md.
 Chris Barr DB Pittsburgh, Pa.
 Ben Bouffard QB Newport, Vt.
 Will Carney K Voorhees, N.J.
 Stephen Cooney OL Imperial, Pa.
 Thaddeus Davis LB College Park, Md.
 Stephen Edwards DL Falmouth, Mass.
 Shane Hankinson DL Baltimore, Pa.
 Jay Harper DB Maple Heights, Ohio
 Chris Hayes RB Beaver Falls, Pa.
 Julius Hopson LB Pittsburgh, Pa.
 Steve Hyland WR Islip, N.Y.
 Devon Lutz DB Harrisburg, Pa.
 Todd Manjuck DB Durham, Conn.
 Bill Massaro WR Gibsonia, Pa.
 Kevin Mullen LB Export, Pa.
 Alex Odenbach WR Webster, Pa.
 Brian Peters DL Broomall, Pa.
 Taylor Ray RB Melbourne, Fla.
 Todd Rinaldo LB Spring Lake Hts., N.J.
 Trey Savitski LB Kulport, Pa.
 James Streapy LB Quakertown, Pa.
 Corey Teitz OL Pittsburgh, Pa.
 Chris Wancowicz OL Baltimore, Md.
 Kadero Watson RB Richmond, Va.
 Ben Watts TE LaGrange, Ga.
 Rich Weiland TE Pittsburgh, Pa.
 Sam Williams LB Orlando, Fla.
 Mahdi Woodard QB Point, Ga.

Colgate (28)

Mike Beatty FB Concord Twp., Ohio
 J.J. Bennett RB Cleveland, Ohio
 Colin Berry OL Loudonville, N.Y.
 Sam Breslin DB Wayland, Mass.
 Brent Dillingham TE Naples, Fla.
 Brian Doyle C Wilkes Barre, Pa.
 Chris Ekpo DB Jonesboro, Ga.
 Sean Field OL Hartwick, N.Y.
 Anthony Fucillo QB Winthrop, Mass.
 Steve Hansen RB Orlando, Fla.
 Nick Hennessey OL Danvers, Mass.
 Steve Jonas OL Webster, N.Y.
 Jamil Jude DB Tallahassee, Fla.
 Andrew Kirkland DB Voorhees, N.J.
 Ted Marshall LB Melbourne, Fla.
 David Morgan WR Davie, Fla.
 Matt Morris DB Scarborough, Ont.
 Dan Pitcher QB Cortland, N.Y.
 Alex Relph QB Victor, N.Y.
 Rick Rosabella OL Naples, Fla.
 Chris Rupert WR East Rochester, N.Y.
 Jordan Scott DB Hyattsville, Md.
 Justin Snyder DL Blacklick, Pa.
 Ryane Staples DL Turner, Maine
 Jacob Stein K St. Petersburg, Fla.
 Jamie Swagler WR Auburn, N.Y.
 Mike Trotta OL Exeter, Pa.
 Eric Tupta LB University Hts., Ohio

Fordham (22)

Seth Anderson WR Cincinnati, Ohio
 Michael Andrews OL Lafayette Hill, Pa.
 Kimbrick Baker WR Miramar, Fla.
 Chad Brooks DL Albion, N.Y.
 Alex Brown OL Houston, Texas
 Fonzie Culver LB Akron, Ohio

Zac Dayton RB Haddon Hts., N.J.
 Greg DeMarco DL Hillsdale, N.J.
 Corey Gilroy DB Dunmore, Pa.
 Thomas Jordan QB Friendswood, Texas
 NahomKidanamariam DB Ottawa, Canada
 Matt Loucks DB Stuart, Fla.
 John Marinelli DB New Milford, Conn.
 Klugy Mathurin LB North Miami, Fla.
 Stephen Orts DL Madison, Conn.
 Ian Pace OL Avon Lake, Ohio
 Richard Rayborn WR Carlisle, Pa.
 Aaron Smith LB Nesquehoning, Pa.
 Ken Thompson DB Hollywood, Fla.
 Joseph Welton OL Erie, Pa.
 Tom Wessell OL Sarasota, Fla.
 Louis Woodland LB Silver Spring, Md.

Georgetown (26)

Tom Amaro OL Shreveport, La.
 Frank Andrews TE Mattapan, Mass.
 Adrian Ashford TB Chesapeake, Va.
 Sidney Baker WR Atlanta, Ga.
 Jerry Batchelder OL Virginia Beach, Va.
 Jonathan Coil QB Round Hill, Va.
 Anthony DiTomasso DE Short Hills, N.J.
 Dan Duchak LB Mahwah, N.J.
 Ataefiok Etukeren DL Litchfield Park, Az.
 Bob Helt ILB Pittsburgh, Pa.
 Anthony Homsey WR Oakdale, Conn.
 Ben Hostetler QB Ellicott City, Md.
 Thomas Hutton OL Wichita, Kan.
 Greg Isdamer OL Glaswyne, Pa.
 Collin Meador TE Lyndhurst, Ohio
 Kenneth Mitchell WR College Park, Ga.
 Manny Navarro DL Long Branch, N.J.
 Chris Parker DB Tucker, Ga.
 Torre Soderlund DB Simi Valley, Calif.
 Justin Tillman TB Forestville, Md.
 Brent Tomlinson WR Hoffman Estates, Ill.
 Charles Totten WR Pittsburgh, Pa.
 Nick Umar LB Bell Mead, N.J.
 Michael Vendetti TB Greenburg, Pa.
 Justin Young ILB Jim Thorpe, Pa.
 Travis Zorrilla LB Fr. Lynn, Md.

Holy Cross (39)

Ben Bergholtz LB Mount Dora, Fla.
 Tyrone Billingsly OL Jonesboro, Ga.
 Brian Billman LB Westerville, Ohio
 Danny Bluth WR Anaheim, Calif.
 Luke Botting OL Hamilton, Ohio
 Jon Brock WR Acworth, Ga.
 Daryl Brown DB Stone Mountain, Ga.
 Sterling Brown WR Newark, N.J.
 R.J. Buchholz OL Clinton Twp., Mich.
 Steve Buller DL Pittsburgh, Pa.
 Evan Byrd LB Downingtown, Pa.
 Kyle DiLella PK Gibbstown, N.J.
 Tommy Fleming QB Kinnelon, N.J.
 David Gang OL Bethesda, Md.
 Terrance Gass TB Sicklerville, N.J.
 Rory Glowik DL Paxton, Mass.
 Kevin Golden FB Chicago, Ill.
 Brenton Good DL Chandler, Ariz.
 Mike Holloway DB Alexandria, Va.
 Jake Hurst WR Clayton, Ohio
 Michael Kiehl TB Southbury, Conn.
 Frank Masters DL Harbor Creek, Pa.
 Brett McDermott WR Mansfield, Mass.
 Kyle Mushaweh DB Cheshire, Conn.
 Garrett Nolan OL Northridge, Calif.

Mason Olson OL Stockton, Calif.
 Matt Partain PK Libertyville, Ill.
 Chris Poole OL Scituate, Mass.
 Dominic Randolph QB Amelia, Ohio
 Brian Rusate OL Southbury, Conn.
 Ty Shaw DB Aurora, Colo.
 Andrew Sherwood LB Unadilla, N.Y.
 Chris Smith OL Buffalo, N.Y.
 Bobby Stapleton DL West Nyack, N.Y.
 Ryan Stewart LB Wayland, Mass.
 Joe Strzemпка WR Findlay, Ohio
 Michael Tamsin TE Branford, Conn.
 Cole Wadhams DB Lakewood, Colo.
 Bryan Walwyn DL Houston, Texas

Lafayette (24)

Shaun Adair WR Morristown, N.J.
 Kody Babcock DL West Lafayette, Ohio
 Chris Bacon LB Jacksonville, Fla.
 D.J. Brown OL Pittsgrove, N.J.
 Nigel Bryant DB Dade City, Fla.
 Marvin Cleidior DB Lakeland, Fla.
 Michael Conte TE New Providence, N.J.
 Vince Gallo FB Paramus, N.J.
 Jamar Ingram DB Cranford, N.J.
 Jason Mills DL Stony Point, N.Y.
 Joe Moore OL Lawrenceville, N.J.
 Jeff Mylet FB Forty Fort, Pa.
 Andrew Oppenheimer OL Rockville Centre, N.Y.
 Will Orozco OL Maywood, N.J.
 Leo Plenski OL Bristol, Pa.
 Brian Reddy LB Morristown, Pa.
 Mitch Rhodes DL Altoona, Pa.
 Jerrell Robinson DL Paterson, N.J.
 Andy Romans LB Alendale, N.J.
 Joe Russo FB Utica, N.Y.
 Anthony Scriveri LB Saddle Brook, N.J.
 Tim Watson RB Hawley, Pa.
 Maurice White TB Cleveland, Ohio
 Brendan Willard TE North Potomac, Md.

Lehigh (29)

Kevin Bayani OL Bogota, N.J.
 Paul Bode DL New Orleans, La.
 Quadir Carter RB Bethlehem, Pa.
 Patrick Casey OL Bel Air, Md.
 Joe Catalano FB Albany, N.Y.
 Tim Diamond OLB Ringwood, N.J.
 Max El-Hag LB Bedford, N.Y.
 Kevin Evanko OL Long Valley, N.J.
 Mike Fitzgerald WR Hackettstown, N.J.
 Troy Healion TE Wyckoff, N.J.
 Ben Ivester WR Austin, Texas
 Brian Jackson DL Totawa, N.J.
 Keith Johnson DL Lexington, Ky.
 Nick Johnson WR Lusby, Md.
 Alex Kuziel TE Ellicott City, Md.
 Jason Leo P/K Harleysville, Pa.
 Jarvis Lewis DB New Orleans, La.
 Matt McGowan RB Hazelton, Pa.
 Scott Novack OL Marion Hts., Pa.
 Ben Pravata OLB Randolph, N.J.
 Branden Scott DB Lakewood, N.J.
 Kyle Skoczen WR Berea, Ohio
 Brad Thomas OLB Marietta, Ga.
 Chris Tiefenthal OL Plainwell, Mich.
 Dan Torino LB Whitehouse Station, N.J.
 Brendan Van Ackeren DB Bethlehem, Pa.
 Jon Warren DL Gilbertsville, Pa.
 Adam Watson FB Teaneck, N.J.
 Sekou Yansane DB Potomac, Md.



2005 Notebook

The Patriot League's success both on and off the football field has resulted in increased television exposure for the League. In 2005, fans will once again have plenty of chances to catch Patriot League football on television:

<u>Date</u>	<u>Game</u>	<u>Time</u>	<u>TV</u>
Sat. Sept. 3, 2005	Cen. Conn. St. at COLGATE	1 p.m.	TW
Sat. Sept. 3, 2005	Monmouth at LEHIGH	1 p.m.	SE2
Sat. Sept. 10, 2005	Massachusetts at COLGATE	Noon	TW
Sat. Sept. 10, 2005	Richmond at LAFAYETTE	1 p.m.	LSN
Sat. Sept. 10, 2005	LEHIGH at Delaware	7 p.m.	WFMZ
Sat. Sept. 17, 2005	Princeton at LAFAYETTE	1 p.m.	CSTV
Sat. Sept. 24, 2005	FORDHAM at LAFAYETTE *	1 p.m.	LSN
Sat. Oct. 1, 2005	LEHIGH at Harvard	12:30 p.m.	CSTV/WFMZ
Sat. Oct. 1, 2005	Cornell at COLGATE	1 p.m.	TW
Sat. Oct. 8, 2005	HOLY CROSS at LEHIGH *	1 p.m.	SE2
Sat. Oct. 8, 2005	Columbia at LAFAYETTE	1 p.m.	LSN
Sat. Oct. 15, 2005	FORDHAM at COLGATE *	1 p.m.	TW
Sat. Oct. 15, 2005	Harvard at LAFAYETTE	1 p.m.	LSN
Sat. Oct. 15, 2005	Yale at LEHIGH	1 p.m.	SE2
Sat. Oct. 29, 2005	BUCKNELL at LAFAYETTE *	1 p.m.	LSN
Sat. Oct. 29, 2005	LEHIGH at COLGATE *	1 p.m.	TW/WFMZ
Sat. Nov. 5, 2005	COLGATE at LAFAYETTE *	12:30 p.m.	LSN
Sat. Nov. 5, 2005	GEORGETOWN at LEHIGH *	12:30 p.m.	SE2
Sat. Nov. 12, 2005	BUCKNELL at COLGATE *	12:30 p.m.	TW
Sat. Nov. 19, 2005	LAFAYETTE at LEHIGH *	12:30 p.m.	CSTV/WFMZ/LSN



Television schedule as of July 5, 2005

Primary Print Media Outlets

Bucknell	<i>Lewisburg Daily Journal</i> <i>Sunbury Daily Item</i>	Georgetown	<i>Washington Post</i>
Colgate	<i>Hamilton Tribune</i> <i>Oneida Daily Dispatch</i> <i>Utica Observer-Dispatch</i> <i>Binghamton Press</i> <i>Syracuse Newspaper</i>	Holy Cross	<i>Worcester Telegram & Gazette</i> <i>Boston Herald</i> <i>Boston Globe</i>
Fordham	<i>Newsday</i> <i>The Journal News</i> <i>New York Daily News</i> <i>New York Times</i>	Lafayette	<i>Easton Express-Times</i> <i>Allentown Morning Call</i>
		Lehigh	<i>Easton Express-Times</i> <i>Allentown Morning Call</i>

Take advantage of the media to track the following student-athletes who are returning for a fifth year:

Bucknell (0) - None

Colgate (0) - TBA

Fordham (3) - WR Erik Conroy, DL Edward Gordon, WR Rashawn Haynes

Georgetown (1) - DB Jason Carter

Holy Cross (2) - TE Luke Dugan, RB Steve Silva

Lafayette (1) - OL Drew Buettner

Lehigh (2) - LB Athony Graziani, WR Adam Kovacs

2005 Notebook



Tiebreakers

Breaking a tie at the end of regulation ...

1. Officials instruct both teams to retire to their respective team areas. The officials review the tie-breaker procedures.
2. The officials escort the captains to the center of the field for a coin toss. The winner of the toss shall choose offense or defense (with offense starting at the opponent's 25-yard line) or which end of the field shall be used for the overtime series. The winner may not defer his choice. The loser of the toss shall exercise the remaining option for the first series and shall have the choice of the two options for subsequent even-numbered extra periods.
3. The extra period will begin. An extra period shall consist of two series with Team A and Team B each putting the ball in play at the designated opponent's 25-yard line. Each team retains the ball during a series until it scores or fails to make a first down. The ball remains alive after a change of team possession until it is declared dead.
4. The team scoring the greater number of points during the regulation and extra periods shall be declared the winner. There shall be an equal number of series in each extra period, except if Team B scores during a period other than on the opponent's try. Beginning with the third extra period, teams scoring a touchdown must attempt a two-point try. A one-point try by Team A (although not illegal) will not score a point.
5. Each team shall be allowed one timeout for each extra period. There is no game clock during overtime so sit back and enjoy!

Patriot League Overtime Standings

Team	PL	Overall
Georgetown	1-0	2-1
Lehigh	2-1	4-1
Towson	2-1	3-2
Bucknell	2-1	3-4
Colgate	2-2	3-2
Lafayette	1-2	1-4
Fordham	1-3	2-4
Holy Cross	0-1	0-3

2004 Overtime Games

- Oct. 9 - Penn 32, at Bucknell 25 (2 OT)
Oct. 9 - Brown 27, at Fordham 20
Nov. 20 - Holy Cross 31, at Georgetown 28

Breaking a tie at the end of the regular season ...

In the case of ties in the final standings for regular season League play, the following process will be used until all ties are broken and the seeding process is completed (ties will be broken in rank order beginning with the highest seed):

1. Head-to-head competition - the higher seed will go to the team that has won the most League contests played against the other team(s) involved in the tie.
 2. If a tie still exists, a comparison of records will be made between the tied institutions starting at the highest possible seed and continuing through the lowest seed, if necessary.
 3. Sport specific tie-breaking procedure.
 - a. A comparison of records against common out-of-League opponents will be made.
 - b. If a tie still exists, a committee consisting of the athletic directors of each of the institutions not involved in the tie will make a final decision considering each of the following, in no particular order:
 - strength of schedule
 - overall record
 - computer rankings
- The committee will meet immediately following the conclusion of the final game of the season's final weekend. A three-fourths vote of the members of the committee will be needed to determine the champion.
5. Coin flip (two teams) or draw (multiple teams).

** The winner of the tiebreaker in the Patriot League for football earns the League's automatic bid to the NCAA Division I-AA playoffs.*

Patriot League Co-Champions


2004 - Lafayette & Lehigh
2002 - Fordham & Colgate
1999 - Colgate & Lehigh

The Teams




Jonte Coven, Fordham
2004 Patriot League Rookie of the Year

Bucknell Bison



Junior Running Back Peter Kaufman



Junior Linebacker Dorian Petersen

Administration



Brian C. Mitchell
President



John Hardt
Athletic Director



Jon Terry
SID

Coaching Staff



Tim Landis
Head Coach

Quick Facts

Location	Lewisburg, Pa.
Founded	1846
Enrollment	3,350
Nickname	Bison
Colors	Orange & Blue
President	Brian C. Mitchell
Athletic Director	John Hardt
Football SID	Jon Terry
Office Phone	(570)577-3121
Fax	(570)577-166-
Email	terry@bucknell.edu
Website	www.bucknellbison.com
Head Coach	Tim Landis
Stadium (Capacity)	Christy Mathewson-Memorial Stadium (13,100)
Playing Surface	FieldTurf
Press Box Phone	(570)577-1519/1522
2004 Record	7-4, 4-2 PL
2004 Postseason	None
All-Time Record	119 years, 545-497-51 (.522)
All-Time Record In PL	19 years, 49-54-1
PL Championships	1 (1996)
Offensive Formation	Spread Option
Defensive Formation	4-4
Offensive Starters Returning/Lost	5/6
Defensive Starters Returning/Lost	5/6
Radio Outlet	Bison Sports Network Flagship: WEGH-107.3 FM "The Eagle"
Play-by-Play	Doug Birdsong (6th season)

Coaching File: St. Mary's College (Calif.), Head Coach (2000-02); Davidson College, Head Coach (1993-99); Davidson College, Assistant Coach (1991-92); Morrisville (Pa.) High School, Head Coach (1988-90); Randolph-Macon College, Assistant Coach (1986-87)
Education: Randolph-Macon College, B.A. (1986); New Mexico State University, M.S. (in progress)
Personal: Born July 14, 1964; Married July 28, 2000 to Karen Reigner; Three children, T.J. (11), Jordan (3) and Jack (1)
Career Record: 66-62-1 (12 years)
Record at Bucknell: 13-10 (2 years)

Year	vs. Patriot League	Overall Record
2003	4-3	6-6
2004	4-2	7-4
Totals	8-5	13-10

Assistant Coaches

Associate Head Coach/Defensive Coordinator: **Tripp Merritt**
 Offensive Coordinator/Offensive Line: **Tim Camp**
 Special Teams Coordinator/Defensive Line: **Jared Backus**
 Defensive Backs: **Steve Perry**
 Outside Linebackers: **Eddie Ford**
 Quarterbacks/Fullbacks: **Brent Thompson**
 Wide Receivers: **Matt Lintal**
 Defensive Assistant: **Sam Fraundorf**

Bucknell Bison

Bison Notes

- ← Bucknell will carry a four-game winning streak into the 2005 campaign. The Bison capped 2004 with four straight wins and finished 7-4, their most wins in a season since 1999. They were 4-2 in Patriot League play, tying defending champion Colgate for third place.
- ← The Bison will have to replace six starters on both sides of the ball, most notably first team All-Patriot League quarterback and 1,000-yard rusher **Daris Wilson** on offense and two-time All-League pick **Kevin Ransome** on defense. Bucknell does return two major award winners from a year ago in defensive end **Sean Conover**, the 2004 PL Defensive Player of the Year and CB/KR/PR **Dante Ross**, the 2004 PL Special Teams Player of the Year. Conover also earned *Sports Network* and *AP* All-America honors last season.
- ← Sophomore **Terrance Wilson** is the leading contender to take over as the starting quarterback. Classmate **Ryan Ahern** also returns and will compete with a pair of freshmen signal callers for the starting job in preseason camp.
- ← Bucknell will benefit from the return of senior fullback **Blamah Sarnor**, who missed the last eight games of last season with an injury. Sarnor rushed for 928 yards as a sophomore in 2003.
- ← The Orange & Blue open the season at home against Georgetown on Sept. 3. It is the first time the team plays a League game on opening day since 1987.
- ← Bucknell led the League with 26 football student-athletes on the 2004 Patriot League Academic Honor Roll. In the 2005 spring semester, the Bison football team posted a combined GPA of 3.12.

Media Information

Credentials: Issued to working members of the media only. Requests must be made in writing on company letterhead. All requests should be made to the Bucknell Office of Athletic Communication.

Radio Information: Permission to broadcast games is granted through the Office of Athletic Communication. Arrangements to broadcast should be made at least two weeks prior to a game.

Postgame Interviews: Following a 10-minute cooling-off period, the visiting coach and selected players will conduct their press conference first, followed by Bucknell coach **Tim Landis** and selected Bison players. Interviews will take place in the media room located under the home section of Christy Mathewson-Memorial Stadium.

Players to Watch




#32 Peter Kaufman Jr., RB, 5-10, 194
Pittsburgh, Pa./Keystone Oaks

2004: In limited action, gained 287 yards on 30 carries along with four touchdowns, also caught one pass for five yards.




#23 Blamah Sarnor
Sr., RB, 6-0, 211
Coatesville, Pa./Coatesville Area

2004: Had 179 rushing and receiving yards before an injury ended his season with seven games remaining.



#78 Stephen Watts
Sr., OL, 6-2, 273
LaGrange, Ga./Troup

2004: Played in eight games, helping the Bison to the League's top spot as a rushing unit with 251.8 yards per game.




#85 Sean Conover
Sr., DL, 6-5, 254
Whitman, Mass./Whitman-Hanson

2004: The 2004 PL Defensive Player of the Year had 16.5 tackles for a loss, 10.5 sacks and five forced fumbles.



#49 Dorian Petersen Jr., LB, 5-10, 233
Rahway, N.J./Rahway

2004: Second on the team with 89 total tackles and one of only two returning starters at linebacker.



#35 Dante Ross
Sr., DB, 5-8, 163
Groton, Conn./Robert E. Fitch

2004: In addition to four interceptions, he enters 2005 as the League's all-time leader in kick return average.

2005 Schedule

Date	Opponent	Time
Sept. 3	GEORGETOWN*	6 p.m.
Sept. 10	at Stony Brook	TBA
Sept. 17	at Cornell	1 p.m.
Sept. 24	Open	
Oct. 1	MARIST	1 p.m.
Oct. 8	at Penn	1 p.m.
Oct. 15	VILLANOVA	1 p.m.
Oct. 22	LEHIGH*	1 p.m.
Oct. 29	at Lafayette*	1 p.m.
Nov. 5	at Fordham*	1 p.m.
Nov. 12	at Colgate*	12:30 p.m.
Nov. 19	HOLY CROSS*	1 p.m.

* Patriot League game/HOME GAMES in all caps

2004 Results (7-4, 4-2 PL)

Date	Opponent	Result
Sept. 2	at Villanova	L, 20-14
Sept. 18	CORNELL	W, 15-9
Sept. 25	COLUMBIA	W, 42-13
Oct. 2	at Georgetown*	W, 35-19
Oct. 9	PENN	L, 32-25 (2 OT)
Oct. 16	LAFAYETTE*	L, 14-13
Oct. 23	at Lehigh*	L, 40-17
Oct. 30	at Holy Cross*	W, 42-27
Nov. 6	FORDHAM*	W, 21-20
Nov. 13	COLGATE*	W, 42-7
Nov. 20	at Duquesne	W, 30-20

Bucknell Bison



Roster

No.	Name	Pos.	Cl.	Ht.	Wt.	Let.	Hometown/High School
11	Ryan Ahern	QB	So.	6-0	185	0	Palos Heights, Ill./St. Laurence
65	Michael Anthony	DL	Jr.	6-1	262	0	Egg Harbor Twp., N.J./Egg Harbor Twp.
92	Brandon Bailey	DL	Sr.	6-3	256	3	Newark, Del./Glasgow
71	Eric Becker	OL	Sr.	6-0	252	2	West Monroe, N.Y./Christian Bros. Acad.
61	Michael Boccella	OL	Jr.	6-3	265	1	Dunmore, Pa./Dunmore
18	Ryan Bower	K	Sr.	6-1	198	3	Montoursville, Pa./Montoursville Area
77	Jacob Burney	DL	Sr.	5-10	261	2	Charlotte, N.C./Charlotte Country Day
82	Michael Cangelosi	WR	Sr.	5-10	204	2	Nazareth, Pa./Nazareth Area
9	Stephen Collage	DB	So.	6-1	192	1	McKeesport, Pa./Elizabeth Forward
85	Sean Conover	DL	Sr.	6-5	254	3	Whitman, Mass./Whitman-Hanson
62	Greg Conti	OL	So.	6-1	265	0	Gibsonia, Pa./Pine-Richland
59	Kris Cooper	OL	Jr.	6-4	320	0	Newark, Del./Christiana
86	Peter Cotter	P	Jr.	6-3	212	0	Springville, N.Y./Springville Griffith
30	Kenny Davis	RB	Jr.	5-11	210	1	Fremont, Calif./Washington
6	Roosevelt Davis	RB	So.	5-9	175	0	College Park, Md./Milton Hershey (Pa.)
50	Andrew Decker	DL	Sr.	5-11	218	2	Berwick, Pa./Berwick Area
60	Nicholas DeFeo	OL	Jr.	6-1	308	0	Manlius, N.Y./Christian Bros. Acad.
88	Matt DeMartino	P	Jr.	6-1	190	0	McLean, Va./Langley
39	Josh DeStefano	RB	So.	6-0	205	1	Altoona, Pa./Bishop Guilfoyle
24	Corin Erby	RB	So.	5-9	200	0	Long Island City, N.Y./Salisbury School
27	Luis Flores	DB	Jr.	5-9	173	0	Brooklyn, N.Y./Poly Prep
76	Brandon Friday	DL	So.	5-11	235	0	Cinnaminson, N.J./St. Joseph's Prep
26	David Frisbey	DB	Jr.	5-10	173	2	Newark, Del./Charter School
67	Chad Glasser	OL	So.	6-2	265	1	Bethel Park, Pa./Bethel Park
95	Jonathan Grainger	DL	So.	6-4	260	0	Pittsburgh, Pa./Carrick
83	Andrew Guadagno	WR	So.	6-1	190	0	Short Hills, N.J./Millburn
64	Michael Hardman	DL	Jr.	6-4	254	1	Harrisburg, Pa./Central Dauphin
57	Joel Hoffer	OL	Jr.	6-2	260	1	Schaeffertown, Pa./Eastern Lebanon County
14	Josh Kaehler	WR	Jr.	6-2	210	0	Hanover, Pa./Southwestern
32	Peter Kaufman	RB	Jr.	5-10	194	1	Pittsburgh, Pa./Keystone Oaks
16	Ryan Korn	K	Jr.	5-10	182	2	Shirley, N.Y./William Floyd
48	Craig Kostelic	LB	So.	6-0	220	0	Aliquippa, Pa./Center
20	James Lachman	LB	Sr.	6-2	240	2	Bryn Mawr, Pa./St. Joseph's Prep
8	Doug Mackenzie	LB	So.	6-1	190	1	Stone Ridge, N.Y./Rondout Valley
37	David Magida	WR	So.	5-10	182	0	North Potomac, Md./St. Andrew's Episcopal
68	Brian Manning	OL	So.	6-3	290	0	Pottsville, Pa./Pottsville Area
29	Stephen Matzura	LB	Jr.	5-10	201	1	Kulpmont, Pa./Mount Carmel
80	Nick Mozal	TE	So.	6-1	230	0	Exeter, Pa./Wyoming Area
54	Stefan Niemczyk	OL	Jr.	6-0	252	1	Broomall, Pa./Malvern Prep
34	Cameron O'Reilly	RB	So.	5-10	179	0	Bexley, Ohio/Bexley
90	Mark Oppong	DL	So.	6-4	295	0	Mississauga, Ontario/Meadowvale Secondary
38	Jeff Orazi	LB	Sr.	5-10	222	3	Irwin, Pa./Norwin Senior
33	Matthew Palermo	LB	Jr.	5-11	192	1	Pittsburgh, Pa./Penn Hills
49	Dorian Petersen	LB	Jr.	5-10	233	2	Rahway, N.J./Rahway
28	Cyril Pickering	LB	Jr.	5-9	205	0	Staten Island, N.Y./Stuyvesant
55	Chris Praylo	DL	Sr.	6-0	241	3	New Orleans, La./Jesuit
70	Stephen Rivera	OL	So.	6-2	275	0	Orlando, Fla./Colonial
35	Dante Ross	DB	Sr.	5-8	163	3	Groton, Conn./Robert E. Fitch
51	Peter Salvatore	LB	So.	5-11	210	0	Greenwich, Conn./Greenwich
23	Blamah Sarnor	RB	Sr.	6-0	211	3	Coatesville, Pa./Coatesville Area
81	Richard Simpson	WR	Jr.	5-10	182	1	Havre de Grace, Md./Havre de Grace
41	Ryan Slater	LB	So.	6-0	210	1	Elysburg, Pa./Southern Columbia
21	Greg Sutton	RB	So.	5-10	175	0	New Haven, Conn./Hamden
73	Craig Swanson	OL	Sr.	6-4	302	1	Bethpage, N.Y./Bethpage
10	John Thomson	DB	So.	6-1	185	1	Orlando, Fla./Dr. Phillips
42	Michael Treston	RB	Sr.	5-11	187	0	West Chester, Pa./Malvern Prep
91	Ryan Walsh	DL	So.	6-2	235	1	Turnersville, N.J./Washington Township
78	Stephen Watts	OL	Sr.	6-2	273	2	LaGrange, Ga./Troup
7	Terrance Wilson	QB	So.	6-1	175	0	Trenton, N.J./Hamilton West
66	Greg Wissman	OL	So.	6-4	245	0	Port Jefferson, N.Y./Earl F. Vandermeulen

NEWCOMERS

No.	Name	Pos.	Cl.	Ht.	Wt.	Let.	Hometown/High School
-	Zach Allen	WR	Fr.	6-3	175	0	Catawissa, Pa./Southern Columbia
-	Nolan Applegate	DB	Fr.	5-9	175	0	Yardley, Pa./Pennsbury
-	Phil Azarik	P/K	Fr.	6-3	210	0	Hatfield, Pa./Germantown Acad.
-	Harrison Baker	RB	Fr.	5-9	170	0	Riverdale, Md./Eleanor Roosevelt
-	Chris Barr	DB	Fr.	5-11	170	0	Pittsburgh, Pa./Mt. Lebanon
-	Ben Bouffard	QB	Fr.	6-2	195	0	Newport, Vt./North Country Union
-	Will Carney	K	Fr.	5-10	165	0	Voorhees, N.J./Eastern Regional
-	Stephen Cooney	OL	Fr.	6-0	290	0	Imperial, Pa./West Allegheny
-	Thaddeus Davis	LB	Fr.	5-10	175	0	College Park, Md./Milton Hershey (Pa.)
-	Stephen Edwards	DL	Fr.	6-6	260	0	Falmouth, Mass./Taft School (Conn.)
-	Shane Hankinson	DL	Fr.	6-5	240	0	New Baltimore, Pa./Berlin Brothersvalley
-	Jay Harper	DB	Fr.	5-9	175	0	Maple Heights, Ohio/Maple Heights
-	Chris Hayes	RB	Fr.	6-0	195	0	Beaver Falls, Pa./Blackhawk
-	Julius Hopson	LB	Fr.	5-11	185	0	Pittsburgh, Pa./Central Catholic
-	Steve Hyland	WR	Fr.	6-2	195	0	Islip, N.Y./Choate (Conn.)
-	Devon Lutz	DB	Fr.	5-10	175	0	Harrisburg, Pa./Central Dauphin East
-	Todd Manjuck	DB	Fr.	6-2	205	0	Durham, Conn./Coginchaug Regional
-	Bill Massaro	WR	Fr.	6-3	175	0	Gibsonia, Pa./Pine-Richland
-	Kevin Mullen	LB	Fr.	5-10	210	0	Export, Pa./Penn-Trafford
-	Alex Odenbach	WR/P/K	Fr.	6-0	170	0	Webster, N.Y./McQuaid Jesuit
-	Brian Peters	DL	Fr.	6-2	230	0	Broomall, Pa./Marple Newtown
-	Taylor Ray	RB	Fr.	6-1	185	0	Melbourne, Fla./Holy Trinity Episcopal
-	Todd Rinaldo	LB	Fr.	6-0	230	0	Spring Lake Heights, N.J./Hun School
-	Trey Savitski	LB	Fr.	6-2	190	0	Kulpont, Pa./Mount Carmel
-	James Streapy	LB	Fr.	6-1	190	0	Quakertown, Pa./Quakertown
-	Corey Teitz	OL	Fr.	6-2	285	0	Pittsburgh, Pa./Seton-La Salle
-	Chris Wancowicz	OL	Fr.	6-4	285	0	Baltimore, Md./Perry Hall
-	Kadero Watson	RB	Fr.	5-10	170	0	Richmond, Va./Monacan
-	Benn Watts	TE	Fr.	6-1	225	0	LaGrange, Ga./Troup
-	Rich Weiland	TE	Fr.	6-2	225	0	Pittsburgh, Pa./Fox Chapel
-	Sam Williams	LB	Fr.	6-4	240	0	Orlando, Fla./Maynard Evans
-	Mahdi Woodard	QB	Fr.	6-1	185	0	East Point, Ga./Westlake



Senior Defensive Back Dante Ross



Bucknell Bison

2004 Statistics

INDIVIDUAL STATISTICS

RUSHING

	GP	Att.	Gain	Loss	Net	Avg.	TD	Long	Avg./G
Wilson, Daris	11	254	1,396	247	1,149	4.5	17	69	104.5
Lazio, Frank	10	68	424	17	407	6.0	0	30	40.7
Kaufman, Peter	10	30	287	13	274	9.1	4	61	27.4

PASSING

	G	Effic.	Att.-Cmp.	Int.	Pct.	Yds.	TD	Lng	Avg./G
Wilson, Daris	11	150.39	94-62-6	66.0	852	6	59	77.5	
Jackson, J.H.	8	117.41	29-15-1	51.7	172	2	24	21.5	

RECEIVING

	G	No.	Yds.	Avg.	TD	Long	Avg./G
Trotter, Nisan	11	25	461	18.4	3	66	41.9
Nutt, Ian	11	15	217	14.5	4	29	19.7
DeStefano, Josh	6	8	118	14.8	0	29	19.7
Lazio, Frank	10	8	111	13.9	1	38	11.1

PUNT RETURNS

	No.	Yds.	Avg.	TD	Long
Ross, Dante	26	246	9.5	0	39

INTERCEPTIONS

	No.	Yds.	Avg.	TD	Long
Ross, Dante	4	26	6.5	0	26
Rush, Virgil	3	5	1.7	0	5
Acy, Jerome	2	0	0.0	0	0

KICK RETURNS

	No.	Yds.	Avg.	TD	Long
Ross, Dante	16	465	29.1	2	97
Trotter, Nisan	10	167	16.7	0	28

FUMBLE RETURNS

	No.	Yds.	Avg.	TD	Long
Montagna, Jeff	2	37	18.5	0	33

----- PATs -----

SCORING

	TD	FGs	Kick	Rush	Rev.	Pass	DXP	Saf.	Pts.
Wilson, Daris	17	0-0	0-0	0-0	0	2-2	0	0	102
Korn, Ryan	0	5-11	35-36	0-0	0	0-0	0	0	50
Nutt, Ian	4	0-0	0-0	0-0	1	0-0	0	0	26
Davis, Kenny	4	0-0	0-0	0-0	1	0-0	0	0	26
Kaufman, Peter	4	0-0	0-0	0-0	0	0-0	0	0	24

TOTAL OFFENSE

	G	Plays	Rush	Pass	Total	Avg./G
Wilson, Daris	11	348	1,149	852	2,001	181.9
Lazio, Frank	10	68	407	0	407	40.7
Kaufman, Peter	10	30	274	0	274	27.4
DeStefano, Josh	6	53	243	0	243	40.5

FIELD GOALS

	FG	Pct.	01-19	20-29	30-39	40-49	50-99	Lg.	Blk.
Korn, Ryan	5-11	45.5	0-0	1-1	2-6	2-4	0-0	47	4

PUNTING

	No.	Yds.	Avg.	Long	TB	FC	I20	Blk.
Berry, Ryan	52	1,936	37.2	58	5	5	15	0

ALL PURPOSE

	G	Rush	Rec.	PR	KOR	IR	Tot.	Avg./G
Wilson, Daris	11	1,149	0	0	0	0	1,149	104.5
Ross, Dante	10	0	0	246	465	26	737	73.7
Trotter, Nisan	11	15	461	0	167	0	643	58.5
Lazio, Frank	10	407	111	0	9	0	527	52.7
DeStefano, Josh	6	243	118	0	0	0	361	60.2

DEFENSIVE LEADERS

Name	GP	-----Tackles-----				-Sacks-		-----Pass Def.-----			----Fumbles----		Blk	
		UT	AT	Total	For	Loss	No.-Yds.	Int.-Yds.	BrUp	QBH	Rev.-Yds.	FF	Kick	Saf.
Rush, Virgil	11	61	36	97	6.0-19	1.0-7	3-5	7	0	0	2-0	0	0	0
Petersen, Dorian	11	55	34	89	6.5-11	0-0	0-0	2	0	0	1-0	2	0	0
Acy, Jerome	11	67	20	87	1.5-12	1.0-11	2-0	15	0	0	1-0	0	0	0
Ransome, Kevin	11	40	28	68	4.5-11	0.5-5	0-0	0	0	0	3-0	1	0	0
Montagna, Jeff	11	41	25	66	1.0-2	1.0-2	0-0	2	0	0	2-37	2	0	0
Mayo, Corey	11	36	19	55	16.0-36	2.0-13	0-0	0	0	0	1-0	1	1	0
Conover, Sean	11	33	21	54	16.5-110	10.5-96	0-0	4	0	0	1-0	5	1	0
Ross, Dante	10	28	15	43	0-0	0-0	4-26	8	0	0	0-0	0	0	0
Decker, Andrew	11	22	18	40	5.0-16	1.0-8	0-0	3	0	0	1-0	1	0	0
Ulmer, David	11	15	12	27	3.5-9	0.5-5	1-0	0	0	0	1-0	0	0	0
Glenn, Joe	11	18	5	23	1.0-7	0-0	1-53	4	0	0	0-0	0	0	0


TEAM STATISTICS

	BU	OPP.
SCORING	296	221
Points Per Game	26.9	20.1
FIRST DOWNS	201	212
Rushing	140	86
Passing	51	112
Penalty	10	14
RUSHING YARDAGE	2,770	1,442
Yards gained rushing	3,139	1,771
Yards lost rushing	369	329
Rushing Attempts	578	426
Average Per Rush	4.8	3.4
Average Per Game	251.8	131.1
TDs Rushing	27	13
PASSING YARDAGE	1,119	2,258
Att-Comp-Int	128-79-7	345-194-11
Average Per Pass	8.7	6.5
Average Per Catch	14.2	11.6
Average Per Game	101.7	205.3
TDs Passing	10	15
TOTAL OFFENSE	3,889	3,700
Total Plays	706	771
Average Per Play	5.5	4.8
Average Per Game	353.5	336.4
KICK RETURNS: #-YARDS	40-839	48-955
PUNT RETURNS: #-YARDS	28-259	32-160
INT RETURNS: #-YARDS	11-84	7-264
KICK RETURN AVERAGE	21.0	19.9
PUNT RETURN AVERAGE	9.2	5.0
INT RETURN AVERAGE	7.6	37.7
FUMBLES-LOST	41-21	27-15
PENALTIES-YARDS	62-523	50-405
Average Per Game	47.5	36.8
PUNTS-YARDS	52-1,936	51-1,884
Average Per Punt	37.2	36.9
Net punt average	34.2	31.9
TIME OF POSSESSION/GAME	30:32	29:28
3RD-DOWN CONVERSIONS	61/139	69/168
3rd-Down Pct	44%	41%
4TH-DOWN CONVERSIONS	4/8	10/23
4th-Down Pct	50%	43%
SACKS BY-YARDS	25-177	18-92
MISC YARDS	37	14
TOUCHDOWNS SCORED	40	30
FIELD GOALS-ATTEMPTS	5-11	7-16
PAT-ATTEMPTS	37-38	20-27
ATTENDANCE	37,907	27,848
Games/Avg Per Game	6/6,318	5/5,570

SCORE BY QUARTERS

	1st	2nd	3rd	4th	OT	Total
BUCKNELL	63	82	67	81	3	296
Opponents	36	76	61	38	10	221

Colgate Raiders



Senior Offensive Guard Mark Mushel



Senior Linebacker Jared Nepa

Administration



Rebecca S. Chopp
President



Dave Roach
Athletic Director



Bob Cornell
SID

Coaching Staff



Dick Biddle
Head Coach

Quick Facts

Location	Hamilton, N.Y.
Founded	1819
Enrollment	2,800
Nickname	Raiders
Colors	Maroon, White & Gray
President	Rebecca S. Chopp
Athletic Director	Dave Roach
Football SID	Bob Cornell
Office Phone	(315)228-7602
Fax	(315)228-7977
Email	rcornell@mail.colgate.edu
Website	www.gocolgateraiders.com
Head Coach	Dick Biddle
Stadium (Capacity)	Andy Kerr Stadium (10,221)
Playing Surface	Grass
Press Box Phone	(315)228-6863
2004 Record	7-4, 4-2 PL
2004 Postseason	None
All-Time Record	115 years, 559-423-50 (.566)
All-Time Record In PL	19 years, 62-39-1
PL Championships	4 (1997, '99, 2002, '04)
Offensive Formation	Multiple
Defensive Formation	Multiple
Offensive Starters Returning/Lost	4/7
Defensive Starters Returning/Lost	6/5
Radio Outlet	WKXZ-93.9FM
Play-by-Play	Eric Malanoski

Coaching File: Colgate University, Assistant Coach (1992-95); U.S. Naval Academy, Assistant Coach (1990-91); University of Minnesota, Assistant Coach (1985-89); Virginia Tech, Assistant Coach (1983-84); Colgate University, Assistant Coach (1977-82); Allegheny College, Assistant Coach (1973-76)

Education: Duke University, B.A. (1971)

Personal: Born Nov. 26, 1947; Married to Sheila Godfrey; Two children, Jason (30) and Brendon (22)

Career Record: 76-31 (nine years)

Record at Colgate: same

Year	vs. Patriot League	Overall Record
1996	3-2	6-5
1997	6-0	7-5
1998	5-1	8-4
1999	5-1	10-2
2000	4-2	7-4
2001	5-1	7-3
2002	6-1	9-3
2003	7-0	15-1
2004	4-2	7-4
Totals	45-10	76-31

Assistant Coaches

Offensive Coordinator/Line: **Mike Foley**
 Defensive Coordinator/Secondary: **Ed Pinkham**
 Quarterbacks: **Dan Hunt**
 Wide Receivers: **Chris Young**
 Defensive Line: **Ross Thoreson**
 Linebackers: **Robert Fraser**
 Outside Linebackers: **Nick Monroe**
 Running Backs: **Kevin Bolis**

Colgate Raiders

Raiders Notes

- ← Colgate has won seven or more games in nine straight years under head coach **Dick Biddle**.
- ← The Raiders are riding a 17-game overall winning streak at Andy Kerr Stadium, dating back to a 20-0 season-opening loss against Villanova in 2002.
- ← CU's home field winning streak in Patriot League games is now at 11, going back to a 25-22 setback versus Lehigh in 2001.
- ← Colgate returns two All-League performers in 2005 in senior linebacker **Jared Nepa** and junior safety **Geoff Bean**.
- ← Biddle needs just two victories to become the second-winningest coach in school history behind the legendary **Andy Kerr**. Biddle has 76 victories in nine seasons, one behind **Fred Dunlap**, who had 77 in 12 seasons (1976-87).
- ← The home of the Raiders, Andy Kerr Stadium, is being enhanced, as a new scoreboard that will include a 30-foot video-replay board is being installed.
- ← Colgate is one of six Patriot League teams playing a program from the powerful Atlantic-10 Conference during the non-League portion of the schedule. The Raiders will host Massachusetts on Sept. 10 and will look to avenge a 30-20 loss that occurred on the opening week of the 2004 campaign.

Media Information

Credentials: Please direct all requests (on appropriate letterhead) for press, radio, photo and parking credentials for Colgate home games at least one week prior to the game to **Bob Cornell**, Director of Athletic Communication. Credentials will be mailed or held for pickup at the Press Will Call booth the day of the game. All postgame interviews will take place in the halftime locker rooms of the respective teams at Andy Kerr Stadium.

Radio Information: Requests for telephone service should be initiated through Verizon (315) 890-6464 with a courtesy notification of your intent to CU's Athletic Communication Office.

Players to Watch



#65 Mark Mushel

Sr., OG, 6-2, 307

Clarks Summit, Pa./Lakeland

2004: Has played in 28 of 39 games during his career, during which time CU has compiled a 31-8 record.



#62 Jake Sulovski

Jr., C, 6-3, 268

Hampton, N.J./North Hunterdon

2004: Anchored a unit that allowed a League-low 15 sacks, totaling just 73 yards lost.



#22 Ray LaMonica

Sr., TB, 5-9, 200

Peabody, Mass./Peabody

2004: As the top reserve to Jamaal Branch, rushed 31 times for 117 yards and caught 15 passes for 123 yards.



#31 Jared Nepa

Sr., LB, 6-1, 229

Carbondale, Pa./Carbondale Area

2004: Team-highs of 87 tackles and 10.5 tackles for a loss to go along with three sacks and three interceptions.



#28 Geoff Bean

Jr., SS, 6-0, 200

Oneonta, N.Y./Oneonta

2004: Second on the squad with 80 tackles and led Colgate with six interceptions, eight pass breakups and four fumbles recovered.



#81 Zach Dollar

Sr., LB, 6-1, 212

Napa, Calif./Justin-Siena

2004: In limited action recorded 19 tackles, four tackles for a loss, one sack and one fumble recovery.

2005 Schedule

Date	Opponent	Time
Sept. 3	CENTRAL CONNECTICUT	1 p.m.
Sept. 10	MASSACHUSETTS	Noon
Sept. 17	at Dartmouth	12:30 p.m.
Sept. 24	Open	
Oct. 1	CORNELL	1 p.m.
Oct. 8	at Princeton	1 p.m.
Oct. 15	FORDHAM *	1 p.m.
Oct. 22	at Holy Cross *	1 p.m.
Oct. 29	LEHIGH *	1 p.m.
Nov. 5	at Lafayette *	12:30 p.m.
Nov. 12	BUCKNELL *	12:30 p.m.
Nov. 19	at Georgetown *	12:30 p.m.

* Patriot League game/HOME GAMES in all caps

2004 Results (7-4, 4-2 PL)


Date	Opponent	Result
Sept. 11	at Massachusetts	L, 30-20
Sept. 18	DARTMOUTH	W, 17-5
Sept. 25	GEORGETOWN *	W, 33-0
Oct. 2	at Yale	L, 31-28
Oct. 9	PRINCETON	W, 29-26
Oct. 16	at Cornell	W, 10-6
Oct. 23	HOLY CROSS *	W, 41-7
Oct. 30	at Lehigh *	L, 21-14
Nov. 6	LAFAYETTE *	W, 22-19
Nov. 13	at Bucknell *	L, 42-7
Nov. 20	at Fordham *	W, 40-28

Colgate Raiders



Roster

No.	Name	Pos.	Cl.	Ht.	Wt.	Let.	Hometown/High School	No.	Name	Pos.	Cl.	Ht.	Wt.	Let.	Hometown/High School
9	Al Bailey	WR	Jr.	6-2	200	0	East Surry, Va./Surry County	79	Matt Sullivan	OL	So.	6-3	285	0	Exeter, N.H./Exeter
21	Mike Barnes	WR	Jr.	6-2	201	0	Stamford, N.Y./Cathedral Prep	62	Jake Sulovski	C	Jr.	6-3	268	1	Hampton, N.J./North Hunterdon
28	Geoff Bean	SS	Jr.	6-0	200	1	Oneonta, N.Y./Oneonta	93	Jason Sutton	P	Jr.	6-2	185	2	North Easton, Mass./Oliver Ames
76	John Breault	OT	Sr.	6-4	286	0	Manlius, N.Y./Fayetteville-Manlius	6	Raymon Taft	CB	So.	6-0	180	0	Lauderdale Lakes, Fla./Chaminade-Madonna
43	Owen Brenner	FB	So.	6-2	226	0	Ringoes, N.J./Hunterdon	54	Frank Viola	OT	So.	6-5	225	0	Rutherford, N.J./Rutherford
92	Jeff Brown	TE	Jr.	6-4	231	1	Hamilton, Mass./St. John's Prep	8	Brian Walkowski	K/P	So.	5-11	170	0	Dalton, Pa./Abington Heights
13	Mike Buck	K	So.	6-1	180	0	Basking Ridge, N.J./Ridge	51	Robert Wenger	LB	So.	5-10	215	0	Coral Springs, Fla./St. Thomas Aquinas
82	Erik Burke	WR	So.	6-0	192	0	Traverse City, Mich./Traverse City	52	David Wesley	LB	Jr.	6-0	229	1	Dupont, Pa./Pittston Area
98	Tom Cassano	DE	Sr.	6-1	230	1	Moorestown, N.J./Camden Catholic	73	Brandon Whitaker	OT	Jr.	6-3	277	0	Brockport, N.Y./Brockport
46	Tyler Coffin	FB	Jr.	6-2	234	0	Massena, N.Y./Massena Central	14	Chris Williams	CB	Sr.	5-10	190	2	Blasdell, N.Y./Orchard Park
64	Jason Danowski	OT	Sr.	6-3	249	0	Erie, Pa./Harbor Creek	15	Cody Williams	CB	So.	5-8	186	0	Blasdell, N.Y./Orchard Park
87	Conn Davis	DE	Jr.	6-4	244	1	St. Thomas, V.I./Antilles School	-	Chek Wingo	S	So.	6-1	205	0	Milbridge, Maine/The Hill School
26	Andre Dawson	FS	So.	6-0	190	0	Erie, Pa./Erie Central	77	Jeremy Wurst	OT	Sr.	6-5	281	3	Milford, N.J./Delaware Valley
81	Zach Dollar	LB	Sr.	6-1	212	1	Napa, Calif./Justin-Siena	86	Josh Wurst	DT	Sr.	6-5	255	2	Milford, N.J./Delaware Valley
90	Jeff Donalson	LB	So.	6-3	215	0	Winter Haven, Fla./Winter Haven	33	Tom Zanetich	LB	So.	6-0	205	0	Sparta, N.J./Sparta
40	Ben Evans	FB	Sr.	5-11	241	2	Muskegon, Mich./Muskegon	NEWCOMERS							
-	Sean Fields	OL	Jr.	6-4	332	0	Hartwick, N.Y./Cooperstown								
38	Mike Gallihugh	DB	So.	5-11	195	0	Midlothian, Va./Blair Academy	No.	Name	Pos.	Cl.	Ht.	Wt.	Let.	Hometown/High School
-	Mike Garone	DT	So.	5-10	270	0	Randolph, N.J./Randolph	-	Mike Beatty	FB	Fr.	6-1	220	0	Concord Township, Ohio/Notre Dame
95	Tyrone Gould	TE	Sr.	6-1	252	1	Pemberton, N.J./Pemberton	-	J.J. Bennett	RB	Fr.	5-9	190	0	Cleveland, Ohio/Solano CC
75	Ryan Hall	OG	Sr.	6-2	306	2	Syracuse, N.Y./Westhill	-	Colin Berry	OL	Fr.	6-6	305	0	Loudinville, N.Y./Shaker
83	Josh Hedrick	TE	Sr.	6-1	231	0	Bradenton, Fla./Manatee	-	Sam Breslin	DB/WR	Fr.	5-11	190	0	Wayland, Mass./Northfield-Mt. Herman
61	Mike Hovey	OG	Jr.	6-4	287	0	Auburn, N.Y./Auburn	-	Brent Dillingham	TE	Fr.	6-5	240	0	Naples, Fla./Barron Collier
16	Lucius Johnson	DB	So.	6-1	191	0	Roswell, Ga./Roswell	-	Brian Doyle	C	Fr.	6-1	255	0	Wilkes Barre, Pa./E.L.Meyers
32	Nate Johnson	SS	Jr.	6-0	191	1	Avenel, N.J./Colonia	-	Chris Ekpo	DB	Fr.	6-0	190	0	Jonesboro, Ga./Jonesboro
96	Chaz Keeney	TE	So.	6-3	245	0	North Canton, Ohio/Hoover	-	Sean Field	OL	Fr.	6-4	300	0	Hartwick, N.Y./Morrisville State
35	Ryan Keller	LB	So.	6-1	225	0	Colts Neck, N.J./Colts Neck	-	Anthony Fucillo	QB	Fr.	6-3	200	0	Winthrop, Mass./Winthrop
88	James Kelly	WR	Sr.	6-4	189	0	Edgewater, Md./The Hill School	-	Steve Hansen	RB	Fr.	5-9	185	0	Orlando, Fla./Boone
22	Ray LaMonica	TB	Sr.	5-9	200	2	Peabody, Mass./Peabody	-	Nick Hennessey	OL	Fr.	6-6	250	0	Danvers, Mass./Phillips Academy
47	Brian Lombardo	WR	So.	6-1	190	0	Upper Arlington, Ohio/Wyoming Sem.	-	Steve Jonas	OL	Fr.	6-3	280	0	Webster, N.Y./Webster Schroeder
23	Brandon Love	DB	So.	5-9	181	0	Durham, N.C./Southern	-	Jamil Jude	DB	Fr.	5-11	180	0	Tallahassee, Fla./J. Rickards
60	Bill Magnant	OL	So.	6-2	297	0	Westdale, N.Y./Camden	-	Andrew Kirkland	DB	Fr.	5-11	180	0	Voorhees, N.J./Eastern Regional
91	Jim Meara	DE	So.	6-2	235	0	Montgomery, Mass./Holyoke	-	Ted Marshall	LB	Fr.	6-3	220	0	Melbourne, Fla./Eau Gallie
80	Ronnie Millen	DT	Sr.	6-0	240	2	Stone Mountain, Ga./Grady	-	David Morgan	WR	Fr.	5-10	175	0	Davie, Fla./Hollywood Hills
12	Andrew Moore	FS	Jr.	6-1	175	2	Atlanta, Ga./Grady	-	Matt Morris	DB	Fr.	5-11	180	0	Scarborough, Ontario/Western Reserve
70	Todd Mulligan	OT	Sr.	6-2	299	2	Troy, N.Y./Troy	-	Dan Pitcher	QB	Fr.	6-0	190	0	Cortland, N.Y./Cortland
65	Mark Mushel	OG	Sr.	6-2	307	2	Clarks Summit, Pa./Lakeland	-	Alex Relph	QB	Fr.	5-11	180	0	Victor, N.Y./Victor Central
31	Jared Nepa	LB	Sr.	6-1	229	2	Carbondale, Pa./Carbondale Area	-	Rick Rosabella	OL	Fr.	6-0	280	0	Naples, Fla./Barron Collier
55	Pat Nolan	DT	Jr.	6-4	265	0	Exeter, N.H./Exeter	-	Chris Rupert	WR/DB	Fr.	6-1	200	0	East Rochester, N.Y./East Rochester
20	Kenny Parker	WR	Jr.	5-9	190	1	Stratford, N.J./Sterling	-	Jordan Scott	DB	Fr.	5-11	200	0	Hyattsville, Md./DeMatha Catholic
89	Craig Perkins	WR	So.	6-4	216	0	Cazenovia, N.Y./Cazenovia	-	Justin Snyder	DL	Fr.	6-3	255	0	Blacklick, Pa./Blairsville
78	Chris Petrone	DT	Sr.	6-3	280	1	Bethel Park, Pa./Bethel Park Senior	-	Ryane Staples	DL	Fr.	5-11	255	0	Turner, Maine/Leavitt Area
29	Joe Pinion	TB	Sr.	5-11	199	1	Yonkers, N.Y./Salisbury School	-	Jacob Stein	K	Fr.	5-10	180	0	St. Petersburg, Fla./Shorecrest Prep
57	Anthony Pumilio	LB	Jr.	6-2	240	0	Frankfort, N.Y./Frankfort-Schuyler	-	Jamie Swagler	WR/DB	Fr.	5-11	190	0	Auburn, N.Y./The Hill School
24	Mike Rava	K	Sr.	5-9	176	3	Moscow, Pa./North Pocono	-	Mike Trotta	OL	Fr.	6-0	275	0	Exeter, Pa./Wyoming Area
-	Wilbert Redmond	DL	So.	5-11	265	0	Opa Locka, Fla./Hialeah-Miami Lakes	-	Eric Tupta	LB	Fr.	6-3	230	0	University Heights, Ohio/Gilmour
49	Kevin Riley	FB	So.	5-11	248	0	Coventry, Conn./Avon Old Farms								
2	Garrin Rose	WR	So.	5-8	181	0	Ft. Lauderdale, Fla./St. Thomas Aquinas								
63	Nick Sabo	DT	Jr.	5-11	255	0	White Oaks, Pa./McKeesport	<i>Junior Punter Jason Sutton</i>							
59	Steve Salavantis	DT	Jr.	6-0	255	0	Shavertown, Pa./Dallas								
11	Mike Saraceno	QB	Jr.	5-9	200	1	Sunrise, Fla./American Heritage	<hr/> <i>2005 Patriot League Football Media Guide • 31</i>							
48	Steve Saulen	FB	So.	6-1	223	0	Uxbridge, Mass./Uxbridge								
53	Nick Silva	DT	So.	6-3	270	0	Pembroke Lakes, Fla./Flanagan								
10	Lee Sloan	QB	So.	5-10	185	0	Oviedo, Fla./Oviedo								
99	Brent Smith	DE	Sr.	6-1	230	0	Whitehall, Mich./Whitehall								



Junior Punter Jason Sutton



Colgate Raiders

2004 Statistics

INDIVIDUAL STATISTICS

<u>RUSHING</u>	GP	Att.	Gain	Loss	Net	Avg.	TD	Long	Avg./G
Branch, Jamaal	11	295	1,253	63	1,190	4.0	16	76	108.2
Brown, Chris	11	78	298	138	160	2.1	1	33	14.5
LaMonica, Ray	11	31	117	13	104	3.4	0	19	9.5

<u>PASSING</u>	G	Effic.	Att.-Cmp.	Int.	Pct.	Yds.	TD	Lng	Avg./G
Brown, Chris	11	121.57	303-171	14	56.4	2,133	14	64	193.9
Sloan, Lee	4	89.14	28-14	1	50.0	115	1	15	28.8

<u>RECEIVING</u>	G	No.	Yds.	Avg.	TD	Long	Avg./G
Graham, Luke	11	70	933	13.3	6	43	84.8
Long, DeWayne	11	55	737	13.4	8	64	67.0
LaMonica, Ray	11	15	123	8.2	0	22	11.2
Chrystie, Mike	11	13	231	17.8	0	49	21.0

<u>PUNT RETURNS</u>	No.	Yds.	Avg.	TD	Long
Graham, Luke	24	110	4.6	0	23

<u>INTERCEPTIONS</u>	No.	Yds.	Avg.	TD	Long
Bean, Geoff	6	82	13.7	0	32
Nepa, Jared	3	33	11.0	1	33
Moore, Andrew	2	61	30.5	1	34
Williams, Chris	2	28	14.0	0	22

<u>KICK RETURNS</u>	No.	Yds.	Avg.	TD	Long
Chrystie, Mike	16	326	20.4	0	33
LaMonica, Ray	7	105	15.0	0	26
Rose, Garrin	5	110	22.0	0	41

<u>FUMBLE RETURNS</u>	No.	Yds.	Avg.	TD	Long
none					

<u>SCORING</u>	TD	FGs	Kick	Rush	Rev.	Pass	DXP	Saf.	Pts.
Branch, Jamaal	16	0-0	0-0	0-0	0	0-0	0	0	96
Long, DeWayne	8	0-0	0-0	0-0	2	0-0	0	0	52
Graham, Luke	6	0-0	0-0	0-0	1	0-0	0	0	38
Schwarzberg, L.	0	4-8	19-20	0-0	0	0-0	0	0	31

<u>TOTAL OFFENSE</u>	G	Plays	Rush	Pass	Total	Avg./G
Brown, Chris	11	381	160	2,133	2,293	208.5
Branch, Jamaal	11	295	1,190	0	1,190	108.2
LaMonica, Ray	11	31	104	0	104	9.5
Sloan, Lee	4	37	-22	115	93	23.2

<u>FIELD GOALS</u>	FG	Pct.	01-19	20-29	30-39	40-49	50-99	Lg.	Blk.
Schwarzberg, L	4-8	50.0	0-0	3-4	0-2	1-1	0-1	43	1
Rava, Mike	1-3	33.3	0-0	1-2	0-1	0-0	0-0	28	2

<u>PUNTING</u>	No.	Yds.	Avg.	Long	TB	FC	I20	Blk.
Sutton, Jason	62	2258	36.4	65	6	10	9	0

<u>ALL PURPOSE</u>	G	Rush	Rec.	PR	KOR	IR	Tot.	Avg./G
Branch, Jamaal	11	1,190	35	0	48	0	1,273	115.7
Graham, Luke	11	0	933	110	0	0	1,043	94.8
Long, DeWayne	11	0	737	0	15	0	752	68.4
Chrystie, Mike	11	0	231	0	326	0	557	50.6
LaMonica, Ray	11	104	123	0	105	0	332	30.2


<u>DEFENSIVE LEADERS</u>	GP	UT	AT	Total	For	Loss	No.-Yds.	Int.-Yds.	BrUp	QBH	Rev.-Yds.	FF	Blk	Saf.
Nepa, Jared	11	69	18	87	10.5-39	3.0-15	3-33	4	0	0	2-0	1	0	0
Bean, Geoff	11	59	21	80	3.0-7	0-0	6-82	8	0	0	4-0	2	0	0
Miller, Ryan	8	32	18	50	1.5-2	0-0	0-0	0	0	0	0-0	0	0	0
Leeman, Adam	11	29	15	44	5.5-20	1.5-6	0-0	0	0	0	1-0	1	0	0
Williams, Chris	11	35	7	42	3.0-6	0-0	2-28	3	0	0	0-0	0	1	0
Anderson, Brian	11	25	11	36	2.0-5	0-0	1-4	3	0	0	0-0	1	0	0
Tyson, Antrell	10	25	11	36	2.0-6	0-0	0-0	0	0	0	0-0	0	0	0
Petrone, Chris	11	22	13	35	8.5-20	1.0-8	0-0	2	0	0	0-0	1	1	0
Latek, Mike	11	12	20	32	3.0-9	0-0	1-14	0	0	0	0-0	0	0	0
Spack, Matt	11	21	10	31	10.0-50	7.0-42	0-0	0	1	0	1-0	1	0	0
Wurst, Josh	11	17	10	27	6.0-19	0-0	0.5-4	0	0	0	2-0	0	0	0

TEAM STATISTICS

	CU	OPP.
<u>SCORING</u>	261	225
Points Per Game	23.7	20.5
<u>FIRST DOWNS</u>	203	177
Rushing	78	84
Passing	112	76
Penalty	13	17
<u>RUSHING YARDAGE</u>	1,580	1,653
Yards gained rushing	1,858	1,998
Yards lost rushing	278	345
Rushing Attempts	473	371
Average Per Rush	3.3	4.5
Average Per Game	143.6	150.3
TDs Rushing	17	18
<u>PASSING YARDAGE</u>	2,248	1,640
Att-Comp-Int	332-185-15	308-151-15
Average Per Pass	6.8	5.3
Average Per Catch	12.2	10.9
Average Per Game	204.4	149.1
TDs Passing	15	12
<u>TOTAL OFFENSE</u>	3,828	3,293
Total Plays	805	679
Average Per Play	4.8	4.8
Average Per Game	348.0	299.4
<u>KICK RETURNS: #-YARDS</u>	37-664	42-866
<u>PUNT RETURNS: #-YARDS</u>	30-131	33-234
<u>INT RETURNS: #-YARDS</u>	15-222	15-115
<u>KICK RETURN AVERAGE</u>	17.9	20.6
<u>PUNT RETURN AVERAGE</u>	4.4	7.1
<u>INT RETURN AVERAGE</u>	14.8	7.7
<u>FUMBLES-LOST</u>	15-8	20-11
<u>PENALTIES-YARDS</u>	55-559	52-460
Average Per Game	50.8	41.8
<u>PUNTS-YARDS</u>	63-2,258	68-2,501
Average Per Punt	35.8	36.8
Net punt average	32.1	34.9
<u>TIME OF POSSESSION/GAME</u>	32:50	27:10
<u>3RD-DOWN CONVERSIONS</u>	65/179	45/146
3rd-Down Pct	36%	31%
<u>4TH-DOWN CONVERSIONS</u>	16/26	6/17
4th-Down Pct	62%	35%
<u>SACKS BY-YARDS</u>	18-120	15-73
<u>MISC YARDS</u>	0	0
<u>TOUCHDOWNS SCORED</u>	35	30
<u>FIELD GOALS-ATTEMPTS</u>	5-11	7-10
<u>PAT-ATTEMPTS</u>	28-32	24-26
<u>ATTENDANCE</u>	30,593	65,853
Games/Avg Per Game	5/6,119	6/10,976

<u>SCORE BY QUARTERS</u>	1st	2nd	3rd	4th	OT	Total
COLGATE	56	84	34	87	0	261
Opponents	55	54	60	56	0	225

Fordham Rams




Senior Running Back James Prydatko



Senior Defensive Back Greg Whelan

Administration



Rev. Joseph M. McShane, S.J.
President



Frank McLaughlin
Athletic Director



Joe DiBari
SID

Coaching Staff



Ed Foley
Head Coach

Quick Facts

Location	Bronx, N.Y.
Founded	1841
Enrollment	8,430
Nickname	Rams
Colors	Maroon & White
President	Rev. Joseph M. McShane, S.J.
Athletic Director	Frank McLaughlin
Football SID	Joe DiBari
Office Phone	(718) 817-4240
Fax	(718) 817-4244
Email	dibari@fordham.edu
Website	www.fordhamsports.com
Head Coach	Ed Foley
Stadium (Capacity)	Jack Coffey Field (7,000)
Playing Surface	FieldTurf (lights)
Press Box Phone	(718) 817-4241
2004 Record	5-6, 2-4 PL
2004 Postseason	None
All-Time Record	106 years, 720-411-53 (.630)
All-Time Record In PL	15 years, 29-56
PL Championships	1 (2002)
Offensive Formation	Multiple
Defensive Formation	4-3
Offensive Starters Returning/Lost	7/4
Defensive Starters Returning/Lost	5/6
Radio Outlet	WFUV-90.7 FM
Play-by-Play	TBA

Coaching File: Fordham University, Offensive Coordinator (1999-2003); Jacksonville University, Offensive Coordinator/Offensive Line (1997-98); University of Pennsylvania, Tight Ends/Offensive Tackles (1995-96); Williams College, Offensive Line (1994); University of Pennsylvania, Tight Ends/Offensive Tackles (1991-93); University at Albany, Offensive Line (1990); University at Albany, Assistant Offensive Line (1989)

Education: Bucknell University, B.A. (1989); University at Albany, M.Ed. (1991)

Personal: Born Sept. 26, 1967; Married May 24, 1998 to Rebecca Schonfeld; One child, Charlie (5)

Career Record: 5-6 (1 year)

Record at Fordham: same

Year	vs. Patriot League	Overall Record
2004	2-4	5-6
Totals	2-4	5-6

Assistant Coaches

Asst. Head Coach/Def. Coordinator/LBs: **Joe Tricario**

Offensive Coordinator/QBs: **Jeff Skelton**

Special Teams Coordinator/WRs: **Joe Dougherty**

Recruiting Coordinator/DL: **Andrew Cohen**

Running Backs: **Kieta Malloy**

Offensive Line: **Mark Melnitsky**

Defensive Backs: **Craig Sutyak**

Assistant Defensive Backs: **Josh Carter**

Assistant Offensive Line: **Kevin Baumann**

Assistant Linebackers: **J.P. McFeeley**

Fordham Rams

Rams Notes

- ← The 2005 Rams will open the season playing five of their first six contests on the road. In all, Fordham will travel over 2,500 miles before returning to Jack Coffey Field to host the final four games of the 2005 schedule.
- ← Jack Coffey Field will have a new look in 2005. The natural grass surface, in place since its opening in 1970, is being replaced with FieldTurf. In addition, lights will be installed on the field and a new scoreboard will be ready for opening day.
- ← Unlike last year, the Rams return a majority of their offense this fall. Back are starters **Derric Daniels** (QB), **Jamaal Hunte** (RB), **James Prydatko** (RB), **Rashawn Haynes** (WR) and **James Caffarello** (TE). Entering the 2004 season, the Rams had lost over 95% of their offense from the previous year with the graduation of all-time leading rusher **Kirwin Watson**, all-time leading receiver **Javarus Dudley** and all-time leading passer **Kevin Eakin**.
- ← Daniels will look to improve on his sophomore season when he completed 146-of-304 passes for 1,876 yards and 23 touchdowns. The completions, passing yards and touchdowns were all Fordham records for a first-year player.
- ← Five Former Fordham players are playing in the professional ranks this year: **Aki Jones** (DL, '05, free agent, Washington Redskins); **Kevin Eakin** (QB, '04, free agent, New York Jets, assigned to Frankfurt Galaxy of NFL Europe); **Matt Fordyce** (PK, '03, free agent, Arizona Cardinals); **Tad Kornegay** (DB, '05, CFL's Hamilton Tiger Cats); **NaQuinton Gainous** (LB, '05, CFL's Saskatchewan Roughriders) and **Javarus Dudley** (WR, '04, CFL's Montreal Allouettes). In addition, **Keron Lucius** and **Prince Poitier** are playing with the AFL2 this year.

Media Information

Credentials: Requests for credentials must be directed by mail or by phone at (718) 817-4240 to the Office of Sports Media Relations no later than 48 hours prior to the game. All credentials can be picked up 90 minutes before kickoff at the Gate C entrance to Jack Coffey Field.

Radio Information: All radio line requests should be made no later than two weeks prior to the game and should be arranged through the Asst. AD for Facilities at (718) 817-4260. The \$100 phone-line rental fee is payable to "Fordham University Athletics."

Postgame Interviews: Following a 10-minute cooling off period, post-game interviews will be conducted in the Lombardi Center interview room, located in the building behind the football press box.

Players to Watch



#1 Derric Daniels

Jr., QB, 6-1, 185

Washington, D.C./H.D. Woodson

2004: Completed 146-of-304 passes for 1,876 yards and 23 touchdowns; rushed for two additional scores.



#23 James Prydatko

Sr., RB, 6-0, 203

Mt. Sinai, N.Y./Mt. Sinai

2004: One of three Rams to see legitimate time at the running back position, carried 86 times for 423 yards and four TDs.



#3 Rashawn Haynes

Sr., WR, 5-8, 165

Lakewood, N.J./Lakewood

2004: Fordham's No. 2 receiver had 32 catches for 425 yards and two touchdowns and also contributed to the kick return team.



#92 Edward Gordon

Sr., DL, 5-11, 260

Freeport, N.Y./Freeport

2004: A solid season up front saw 58 tackles, 7.5 tackles for a loss, three sacks, an interception and a forced fumble.



#38 Greg Whelan

Sr., DB, 5-11, 202

West Palm Beach, Fla./Cardinal Newman

2004: His best performance of the season was a 12-tackle effort against League co-champion Lafayette on Oct. 23.



#10 Tommie Stephens

Sr., DB, 5-11, 200

Lauderhill, Fla./St. Thomas Aquinas

2004: In 10 games racked up 44 tackles while playing alongside All-American Tad Kornegay in the Rams' secondary.

2005 Schedule

Date	Opponent	Time
Sept. 3	at Rhode Island	Noon
Sept. 10	at Duquesne	1 p.m.
Sept. 17	COLUMBIA	TBA
Sept. 24	at Lafayette *	1 p.m.
Oct. 1	Open	
Oct. 8	at Brown	1 p.m.
Oct. 15	at Colgate *	1 p.m.
Oct. 22	at Georgetown *	2 p.m.
Oct. 29	HOLY CROSS *	1 p.m.
Nov. 5	BUCKNELL *	1 p.m.
Nov. 12	LEHIGH *	1 p.m.
Nov. 19	ALBANY	1 p.m.

* Patriot League game/HOME GAMES in all caps

2004 Results (5-6, 2-4 PL)

Date	Opponent	Result
Sept. 4	RHODE ISLAND	L, 37-36
Sept. 11	at Albany	W, 14-0
Sept. 18	at Columbia	W, 17-14
Sept. 25	DUQUESNE	W, 41-34
Oct. 2	at Holy Cross *	W, 42-35
Oct. 9	BROWN	L, 27-20 (OT)
Oct. 23	LAFAYETTE *	L, 35-20
Oct. 30	GEORGETOWN *	W, 36-6
Nov. 6	at Bucknell *	L, 21-20
Nov. 13	at Lehigh *	L, 21-14
Nov. 20	COLGATE *	L, 40-28



Fordham Rams

2004 Statistics

INDIVIDUAL STATISTICS

RUSHING	GP	Att.	Gain	Loss	Net	Avg.	TD	Long	Avg./G
Hunte, Jamaal	11	194	869	70	799	4.1	5	39	72.6
Prydatko, James	7	86	455	32	423	4.9	4	40	60.4
Coven, Jonte	10	52	246	23	223	4.3	0	26	22.3

PASSING	G	Effic.	Att.-Cmp.-Int.	Pct.	Yds.	TD	Lng	Avg./G
Daniels, Derric	11	116.94	304-146-12	48.0	1,876	23	75	170.5
Fullam, Matthew	3	105.73	6-5-0	83.3	16	0	6	5.3

RECEIVING	G	No.	Yds.	Avg.	TD	Long	Avg./G
Porco, Steve	11	33	472	14.3	8	36	42.9
Hyanes, Rashawn	11	32	425	13.3	2	42	38.6
Hunte, Jamaal	11	24	265	11.0	2	75	24.1
Caffarello, Jam	10	17	206	12.1	2	36	20.6

PUNT RETURNS	No.	Yds.	Avg.	TD	Long
Garritano, Carl	22	228	10.4	0	30
Prydatko, James	21	225	10.7	0	53

INTERCEPTIONS	No.	Yds.	Avg.	TD	Long
Kornegay, Tad	8	103	12.9	0	63
Hicks, Reshard	3	81	27.0	1	50
Thorne, Tyrone	2	0	0.0	0	0

KICK RETURNS	No.	Yds.	Avg.	TD	Long
Williams, Cary	9	177	19.7	0	28
Loney, Raymond	7	212	30.3	1	97
Kornegay, Tad	7	178	25.4	0	48
Prydatko, James	7	127	18.1	0	25

FUMBLE RETURNS	No.	Yds.	Avg.	TD	Long
Gainous, NaQuinton	1	8	8.0	1	8

----- PATs -----									
SCORING	TD	FGs	Kick	Rush	Rev.	Pass	DXP	Saf.	Pts.
Clukey, Micah	0	10-12	34-35	0-0	0	0-0	0	0	64
Porco, Steve	8	0-0	0-0	0-0	0	0-0	0	0	48
Hunte, Jamaal	7	0-0	0-0	0-0	0	0-0	0	0	42
Prydatko, James	4	0-0	0-0	0-0	0	0-0	0	0	24
Conroy, Erik	3	0-0	0-0	0-0	0	0-0	0	0	18
Taylor, Darrell	3	0-0	0-0	0-0	0	0-0	0	0	18
Daniels, Derric	2	0-0	0-0	1-1	0	0-0	0	0	14

TOTAL OFFENSE	G	Plays	Rush	Pass	Total	Avg./G
Daniels, Derric	11	370	-3	1,876	1,873	170.3
Hunte, Jamaal	11	196	799	41	840	76.4
Prydatko, James	7	86	423	0	423	60.4
Coven, Jonte	10	52	223	0	223	22.3

FIELD GOALS	FG	Pct.	01-19	20-29	30-39	40-49	50-99	Lg.	Blk.
Clukey, Micah	10-12	83.3	0-0	2-2	6-7	2-3	0-0	44	0

PUNTING	No.	Yds.	Avg.	Long	TB	FC	I20	Blk.
DiFino, Anthony	73	2707	37.1	61	2	15	17	2

ALL PURPOSE	G	Rush	Rec.	PR	KOR	IR	Tot.	Avg./G
Hunte, Jamaal	11	799	265	0	0	0	1,064	96.7
Prydatko, James	7	423	50	225	127	0	825	117.9
Porco, Steve	11	0	472	0	0	0	472	42.9
Hyanes, Rashawn	11	3	425	0	24	0	452	41.1

DEFENSIVE LEADERS

Name	GP	-----Tackles-----			--Sacks--		-----Pass Def-----			----Fumbles----		Blk		
		UT	AT	Total	For	Loss	No.-Yds.	Int.-Yds.	BrUp	QBH	Rev.-Yds.	FF	Kick	Saf.
Gainous, NaQuinton	11	64	55	119	10.5-33	2.0-16	0-0	0	0	0	2-8	2	0	0
Orah, Patrick	11	27	36	63	3.0-13	1.5-9	0-0	0	1	0	2-0	2	0	0
Kornegay, Tad	11	48	13	61	1.0-9	0-0	8-103	8	0	0	1-0	3	0	0
Thorne, Tyrone	11	31	30	61	9.0-40	3.0-26	2-0	5	0	0	0-0	1	1	0
Gordon, Edward	11	20	38	58	7.5-22	3.0-16	1-0	1	0	0	0-0	1	0	0
Whelan, Greg	11	30	26	56	3.0-6	0-0	0-0	0	0	0	0-0	0	0	0
Stephens, Tom	10	26	18	44	1.5-4	0-0	0-0	2	0	0	0-0	1	0	0
Garritano, Carl	6	26	15	41	3.0-6	0-0	0-0	1	0	0	0-0	0	0	0
Taylor, Marcus	10	28	10	38	2.0-10	2.0-10	1-43	1	0	0	0-0	0	0	0
Hicks, Reshard	11	25	9	34	0-0	0-0	3-81	6	0	0	1-0	1	0	0
Colson, Alex	8	18	14	32	2.0-5	0-0	1-19	5	0	0	0-0	0	0	0


TEAM STATISTICS

	Ford.	OPP.
SCORING	288	270
Points Per Game	26.2	24.5
FIRST DOWNS	184	200
Rushing	84	98
Passing	83	85
Penalty	17	17
RUSHING YARDAGE	1,385	1,767
Yards gained rushing	1,816	2,092
Yards lost rushing	431	325
Rushing Attempts	427	495
Average Per Rush	3.2	3.6
Average Per Game	125.9	160.6
TDs Rushing	11	19
PASSING YARDAGE	1,933	1,809
Att-Comp-Int	314-153-12	316-153-16
Average Per Pass	6.2	5.7
Average Per Catch	12.6	11.8
Average Per Game	175.7	164.5
TDs Passing	23	12
TOTAL OFFENSE	3,318	3,576
Total Plays	741	811
Average Per Play	4.5	4.4
Average Per Game	301.6	325.1
KICK RETURNS: #-YARDS	43-903	47-744
PUNT RETURNS: #-YARDS	45-462	43-337
INT RETURNS: #-YARDS	16-246	12-103
KICK RETURN AVERAGE	21.0	15.8
PUNT RETURN AVERAGE	10.3	7.8
INT RETURN AVERAGE	15.4	8.6
FUMBLES-LOST	16-10	21-13
PENALTIES-YARDS	74-629	69-651
Average Per Game	57.2	59.2
PUNTS-YARDS	75-2,707	70-2,600
Average Per Punt	36.1	37.1
Net punt average	31.6	30.5
TIME OF POSSESSION/GAME	28:51	30:56
3RD-DOWN CONVERSIONS	50/167	64/179
3rd-Down Pct	30%	36%
4TH-DOWN CONVERSIONS	5/16	11/25
4th-Down Pct	31%	44%
SACKS BY-YARDS	25-153	24-151
MISC YARDS	8	48
TOUCHDOWNS SCORED	37	36
FIELD GOALS-ATTEMPTS	10-13	5-10
PAT-ATTEMPTS	34-35	31-32
ATTENDANCE	24,050	23,869
Games/Avg Per Game	6/4,008	5/4,774


SCORE BY QUARTERS

	1st	2nd	3rd	4th	OT	Total
FORDHAM	79	98	49	62	0	288
Opponents	75	40	84	64	7	270

Georgetown Hoyas



Senior Offensive Lineman Robert LaHayne



Junior Defensive End Alex Buzbee

Administration



John J. DeGioia
President



Bernard Muir
Athletic Director



Kevin Rieder
SID

Quick Facts

Location	Washington, D.C.
Founded	1789
Enrollment	6,537
Nickname	Hoyas
Colors	Blue & Gray
President	John J. DeGioia
Athletic Director	Bernard Muir
Football SID	Kevin Rieder
Office Phone	(202)687-2492
Fax	(202)687-2491
Email	kcr2@georgetown.edu
Website	www.guhoyas.com
Head Coach	Bob Benson
Stadium (Capacity)	Multi-Sport Field (2,500)
Playing Surface	FieldTurf
Press Box Phone	TBA
2004 Record	3-8, 0-6 PL
2004 Postseason	None
All-Time Record	98 years, 469-324-32 (.588)
All-Time Record In PL	4 years, 3-23
PL Championships	0
Offensive Formation	Multiple I
Defensive Formation	Multiple 5-2
Offensive Starters Returning/Lost	7/4
Defensive Starters Returning/Lost	9/2
Radio Outlet	WGTB 92.3 FM
Play-by-Play	TBA

Coaching Staff



Bob Benson
Head Coach

Coaching File: Johns Hopkins University, Defensive Coordinator (1990-92); Worcester Polytechnic Institute, Defensive Coordinator (1988-89)

Education: University of Vermont, B.A. (1986); SUNY at Albany, M.S. (1987)

Personal: Born Oct. 18, 1964; Married June 29, 2002 to Meghan Alexander

Career Record: 68-57 (12 years)

Record at Georgetown: same

Year	vs. Patriot League	Overall Record
1993	N/A	4-5
1994	N/A	5-4
1995	N/A	6-3
1996	N/A	7-3
1997	N/A	8-3
1998	N/A	9-2
1999	N/A	9-2
2000	N/A	5-6
2001	0-6	3-7
2002	2-5	5-6
2003	1-6	4-8
2004	0-6	3-8
Totals	3-23	68-57

Assistant Coaches

Associate Head Coach: **John Perry**

Offensive Coordinator: **Elliot Uzelac**

Defensive Coordinator/Defensive Line: **Rob Sgarlata**

Special Teams Coordinator/Inside Linebackers: **Aaron Brady**

Offensive Line: **Todd Wike**

Wide Receivers: **Stanley Arnold**

Running Backs: **Rob Belli**

Outside Linebackers: **Ralphel Clark**

Assistant Secondary/Video Coordinator: **Mike Mattis**

Hoyas Notes

- ← Georgetown plays two Ivy League opponents this season when it faces Brown and Cornell. It is the first time in the 98-year history of Georgetown varsity football that the Hoyas will face two Ivy opponents.
- ← The Hoya defense brings back 9 of 11 starters from a squad which shut out two opponents last year, the first time that had happened since 1998.
- ← Senior defensive end and All-American candidate **Michael Ononibaku** ended the 2004 season as the Patriot League's leader in tackles for a loss with 1.68 per game and tied for the League lead in total sacks with 10.5. Ononibaku also ranked tied for eighth in the nation in both sacks and tackles for loss as well as ranking fifth all-time at Georgetown in career sacks with 20.5.
- ← Tailback **Kim Sarin** was the first Hoya ever to gain over 1,000 yards rushing in one season with 1,051 last year. He ranks eighth all-time at Georgetown in career rushing yards with 1,416 and finished the season fourth in the Patriot League for rushing yards per game with 95.5.
- ← For the fifth straight year Georgetown's quarterback situation is unsettled heading into preseason camp. Junior **Keith Allan** won the starting job to begin the 2004 season and will be competing with redshirt junior **Nick Cangelosi**, a transfer from the University of North Carolina last season, for the starting role.

Media Information

Credentials: Credential requests for Georgetown home games are issued to working members of the media only and should be requested as early as possible. Requests are to be faxed on company letterhead to Georgetown's Sports Information Office at 202-687-2491. Georgetown University follows the guidelines set forth by the NCAA and the Patriot League office in honoring credential requests. Season credentials will be issued to daily newspapers and television/radio stations that cover Hoya football on a regular basis. All other organizations and requests will be granted on a single game basis.

Telephone Lines: A limited number of telephones are available for all members of the media. There is a \$75.00 fee for a private line to be used by a newspaper or radio station. Official stations of Patriot League opponent schools do not have to pay the \$75.00 fee.

Interview Policies: All interviews with Georgetown University football players and coaches must be arranged through the Georgetown University Sports Information Office. The sports information contact for the football team is **Kevin Rieder** and he can be reached at (202) 687-2492.

Players to Watch



#20 Kim Sarin
Sr., RB, 5-7, 155
Roseville, Minn./Cretin-Derham

2004: The first Hoya back to ever rush for 1,000 yards in a season, he finished with 1,051 and a touchdown on 207 carries.



#88 Glenn Castergine
Sr., TE, 6-3, 230
Ho-Ho-Kus, N.J./Northern Highlands

2004: GU's leading returning receiver, he hauled in 18 passes for 251 yards and a pair of scores.



#23 Marcus Slayton
Sr., RB, 5-10, 214
Cleveland, Ohio/Benedictine

2004: An all-purpose threat, he rushed for 191 yards and a TD, and also paced the Hoyas with 310 kick return yards.



#35 Michael Ononibaku
Sr., DE, 5-11, 220
Amherst, Mass./Amherst

2004: This All-American candidate led Georgetown and the Patriot League with 10.5 sacks and 18.5 tackles for a loss.



#18 Maurice Banks
Sr., DB, 6-3, 190
Clinton, Md./Gwynn Park

2004: Registered a team-best four interceptions, which he returned for 59 total yards.



#55 Mehdi Hassan
Sr., ILB, 6-1, 215
Ft. Lauderdale, Fla./Cardinal Gibbons

2004: Played all 11 games and recorded a team-high 102 tackles.

2005 Schedule

Date	Opponent	Time
Sept. 3	at Bucknell *	7 p.m.
Sept. 10	at Holy Cross *	1 p.m.
Sept. 17	BROWN	1 p.m.
Sept. 24	at Stony Brook	1 p.m.
Oct. 1	LAFAYETTE *	2 p.m.
Oct. 8	DUQUESNE	1 p.m.
Oct. 15	at Cornell	1 p.m.
Oct. 22	FORDHAM *	2 p.m.
Oct. 29	Open	
Nov. 5	at Lehigh *	12:30 p.m.
Nov. 12	DAVIDSON	12:30 p.m.
Nov. 19	COLGATE *	12:30 p.m.

* Patriot League game/HOME GAMES in all caps

2004 Results (3-8, 0-6 PL)

Date	Opponent	Result
Sept. 4	ST. FRANCIS (PA)	W, 36-7
Sept. 11	LAFAYETTE *	L, 17-6
Sept. 18	at Duquesne	L, 45-7
Sept. 25	at Colgate *	L, 33-0
Oct. 2	BUCKNELL *	L, 35-19
Oct. 9	VMI	W, 21-0
Oct. 23	at Monmouth	L, 27-10
Oct. 30	at Fordham *	L, 36-6
Nov. 6	LEHIGH *	L, 49-18
Nov. 13	at Davidson	W, 23-0
Nov. 20	HOLY CROSS *	L, 31-28 (OT)

Georgetown Hoyas



Roster

No.	Name	Pos.	Cl.	Ht.	Wt.	Let.	Hometown/High School	No.	Name	Pos.	Cl.	Ht.	Wt.	Let.	Hometown/High School
51	Jason Abrams	DE	Sr.	6-2	235	3	Closter, N.J./St. Joseph	24	John Sims	RB	Sr.	5-9	185	2	Monaca, Pa./Center
5	Keith Allan	QB	Jr.	6-2	190	2	Long Valley, N.J./West Morris Central	23	Marcus Slayton	RB	Sr.	5-10	214	3	Cleveland, Ohio/Benedictine
18	Maurice Banks	DB	Sr.	6-3	190	3	Clinton, Md./Gwynn Park	32	Rob Smith	LB/P	Sr.	6-0	180	2	Mahopac, N.Y./Somers
27	Matt Barbiasz	DB	So.	6-0	182	1	Ware, Mass./Ware	52	Stephen Smith	DE	So.	6-1	190	1	Upper Marlboro, Md./Eleanor Roosevelt
37	Matt Barnes	FB	So.	6-1	225	1	Urbana, Md./Urbana	33	Brian Tandy	DB	Jr.	5-9	170	1	Virginia Beach, Va./Frank Cox
10	Matt Bassuener	QB	Jr.	6-2	200	1	Port Edwards, Wisc./Port Edwards-Western	63	Jack Vander Leeuw	OL	Jr.	6-4	280	1	Barnegat, N.J./Southern Regional
80	Harrison Beacher	TE	So.	6-2	225	1	Silver Spring, Md./St. Johns	49	Kyle Van Fleet	WR	So.	6-3	250	1	Cape Coral, Fla./Bishop Verot
95	Eric Bjonerud	K/P	So.	6-0	185	1	Potomac, Md./Georgetown Prep	65	Craig Warznak	OL	Sr.	6-5	270	2	Pittsburgh, Pa./Baldwin
28	Mikey Blainefield	DB	So.	5-9	185	1	Monessen, Pa./Monessen	96	Brad White	DL	So.	6-3	250	1	Cape Coral, Fla./Bishop Verot
75	Jerome Brown	OL	So.	6-5	280	1	Alexandria, Va./Edison	58	Justin Zerbato	OL	So.	6-4	255	1	West Chester, Pa./Salesianum
70	Robert Browning	OL	Jr.	6-2	300	2	Cleveland, Ohio/Glenville	NEWCOMERS							
89	Alex Buzbee	DE	Jr.	6-4	225	2	Chester, N.J./Seton Hall Prep	No.	Name	Pos.	Cl.	Ht.	Wt.	Let.	Hometown/High School
12	Nick Cangelosi	QB	Jr.	6-4	230	1	Camden, N.J./Camden Catholic (UNC)	61	Tom Amaro	OL	Fr.	6-6	320	0	Shreveport, La./Loyola College Prep
33	Erik Carter	FB	So.	6-0	220	1	Bowie, Md./Good Counsel	86	Frank Andrews	TE	Fr.	6-1	245	0	Mattapan, Mass./Needham-Phillips
2	Jason Carter	DB	Sr.	5-11	215	3	North Brunswick, N.J./North Brunswick	34	Adrian Ashford	TB	Fr.	5-7	175	0	Chesapeake, Va./Indian River
88	Glenn Castergine	TE	Sr.	6-3	230	3	Ho-Ho-Kus, N.J./Northern Highlands	7	Sidney Baker	WR	Fr.	6-1	175	0	Atlanta, Ga./Booker T. Washington
29	Kevin Cherepski	DB	So.	5-11	180	1	Carteret, N.J./Carteret	71	Jerry Batchelder	OL	Fr.		0	Virginia Beach, Va.	
46	Kris Cooper	DE	Jr.	6-1	220	2	Newport Beach, Calif./Corona Del Mar	45	Cam Burley	RB	So.	5-7	175	0	Ft. Washington, Md./St. Stephens-St. Agnes
44	Matt Cooper	TE/FB	Jr.	6-2	230	2	Newport Beach, Calif./Corona Del Mar	14	Jonathan Coil	QB	Fr.	6-2	185	0	Round Hill, Va./Mercersburg Academy
76	Dan Cordisco	DL	Sr.	6-2	275	1	Dublin, Calif./Dublin	52	Anthony DiTomasso	DE	Fr.	6-2	215	0	Short Hills, N.J./Seton Hall Prep
83	Brent Craft	WR	So.	5-11	165	1	Jupiter, Fla./Benjamin	Dan Duchak	LB	Fr.	5-11	205	0	Mahwah, N.J./St. Joseph's	
84	Darren Craft	DB	So.	5-11	170	1	Jupiter, Fla./Benjamin	99	Ataefiok Etukeren	DL	Fr.		0	Litchfield Park, Az.	
31	Emir Davis	RB	So.	5-10	185	1	Trenton, N.J./Hun	Dane Hansen	QB	So.	6-2	195	0	Longboat Key, Fla./Cardinal Mooney	
98	Roosevelt Donat	DL	Jr.	5-9	255	1	Union, N.J./St. Benedict's Prep	56	Bob Helt	ILB	Fr.	6-1	227	0	Pittsburgh, Pa./Central Catholic
3	Jonathan Edwards	WR	Jr.	5-11	180	1	Washington, D.C./St. Albans	1	Anthony Homsey	WR	Fr.	6-2	170	0	Oakdale, Conn./Montville
85	Steve Ekechuku	WR	Sr.	6-3	205	2	Akron, Ohio/Firestone	6	Ben Hostetler	QB	Fr.	6-2	180	0	Ellicott City, Md./River Hill
11	Sheldon Epps	DB	Sr.	6-0	193	3	Laurel Springs, N.J./Bishop Eustace	73	Thomas Hutton	OL	Fr.	6-4	290	0	Wichita, Kan./Collegiate
15	David Fajgenbaum	QB	Jr.	6-3	210	2	Raleigh, N.C./Ravenscroft	74	Greg Isdaner	OL	Fr.		0	Glaswyne, Pa.	
4	Derek Franks	DB	Jr.	5-11	190	2	Austin, Texas/Reagan	Dan Mita	DL	So.	5-11	202	0	Wilmington, Del./Tower Hill School	
64	Shawn Frederick	OL	So.	6-3	260	1	Wilde Lake, Md./Wilde Lake	87	Colin Meador	TE	Fr.	6-3	240	0	Lyndhurst, Ohio/St. Ignatius Prep
38	Brian Golper	WR	Sr.	5-10	180	3	Arcadia, Calif./Arcadia	9	Kenneth Mitchell	WR	Fr.	5-11	181	0	College Park, Ga./Westlake
42	Mike Greene	LB	So.	6-1	225	1	Bethesda, Md./St. Johns	54	Manny Navarro	DL	Fr.	6-0	250	0	Long Branch, N.J./Long Branch
13	Julius Griauzde	DT	Jr.	6-4	275	2	Riverside, Ill./Fenwick	25	Chris Parker	DB	Fr.	5-11	190	0	Stone Mountain, Ga./Tucker
67	Liam Grubb	OL	Jr.	6-7	290	2	Massapequa, N.Y./Chaminade	36	Torre Soderlund	DB	Fr.	6-1	185	0	Simi Valley, Calif./Royal
54	Dennis Hannan	DE	So.	6-1	205	0	Garden City, N.Y./Garden City	26	Justin Tillman	TB	Fr.	5-9	180	0	Forestville, Md./Forestville
19	Andrew Hartigan	DB	So.	5-10	175	1	Fairfax Station, Va./Robinson	92	Brent Tomlinson	WR	Fr.	6-1	180	0	Hoffman Estates, Ill./St. Viator
55	Mehdi Hassan	ILB	Sr.	6-1	215	3	Ft. Lauderdale, Fla./Cardinal Gibbons	Charles Totten	WR	Fr.	6-2	180	0	Pittsburgh, Pa./Pittsburgh Cen. Cath.	
25	Rob Hepler	QB	So.	6-3	200	1	Jacksonville, Fla./Trinity Christian	39	Nick Umar	LB	Fr.	6-2	215	0	Bell Mead, N.J./Montgomery
40	Chris Higgins	ILB	So.	5-11	210	1	Ho Ho Kus, N.J./Bergen Catholic	48	Michael Vendetti	TB	Fr.	5-10	175	0	Greensburg, Pa./Greensburg Central
82	Jasper Ihezue	WR	So.	6-4	190	1	Baltimore, Md./Calvert Hall	43	Justin Young	ILB	Fr.	6-0	210	0	Jim Thorpe, Pa./Jim Thorpe
90	Shaun Johnson	DE	Jr.	6-2	235	2	Linden, N.J./Linden	47	Travis Zorrilla	LB	Fr.		0	Fr. Lynn, Md.	
62	John Kaszuba	OL	So.	6-3	255	1	Manahawkin, N.J./Southern								
66	Thomas King	OL	Jr.	6-3	280	2	St. Paul, Minn./Cretin-Derham								
97	Jarrod Kohl	TE	Sr.	6-8	260	1	Ravenna, Ohio/Crestwood (American)								
17	Joe Kuhns	ILB	Sr.	6-1	220	2	New York, N.Y./Riverdale Country								
50	Robert LaHayne	OL	Sr.	6-2	265	3	Glenelg, Md./Glenelg								
30	John Lancaster	DB	So.	6-0	185	1	Foxboro, Mass./Foxboro								
93	Chris MacGriff	K	So.	5-11	184	0	Grosse Pointe Farms, Mich./University Liggett								
81	Brad Moss	WR	Sr.	6-0	180	1	Warwick, N.Y./Don Bosco								
41	Patrick Neuman	DB	Jr.	6-3	200	2	Norcross, Ga./Norcross								
91	Nnamdi Obiako	DE	So.	5-11	220	1	Bladensburg, Md./Bladensburg								
35	Michael Ononibaku	DE	Sr.	6-1	235	3	Amherst, Mass./Amherst								
79	Dan Osterhout	OL	So.	6-3	260	1	Mundelein, Ill./Carmel								
53	Christopher Paulus	LB	Jr.	6-2	220	2	Manlius, N.Y./Christian Brothers								
77	Andrew Rehwinkel	OL	Jr.	6-2	260	2	Dallas, Texas/Jesuit								
20	Kim Sarin	RB	Sr.	5-7	155	3	Roseville, Minn./Cretin-Derham								
8	Dominique Saunders	WR	Sr.	6-0	175	3	Washington, D.C./Eastern								
94	Brad Scoffern	K/P	Sr.	6-1	175	1	Oakland, Calif./Bishop O'Dowd								
69	Bryan Severance	OL	So.	6-6	260	1	Rumson, N.J./Hun								
22	Michael Shotwell	WR	So.	6-0	210	1	Fairfax Station, Va./St. Stephens-St. Agnes								

Junior Defensive Back Derek Franks



Georgetown Hoyas

2004 Statistics

INDIVIDUAL STATISTICS

RUSHING	GP	Att.	Gain	Loss	Net	Avg.	TD	Long	Avg./G
Sarin, Kim	11	207	1,073	22	1,051	5.1	1	45	95.5
Davis, Emir	11	82	294	16	278	3.4	5	47	25.3
Crawford, Drew	9	91	376	165	211	2.3	3	38	23.4
Slayton, Marcus	9	36	191	7	184	5.1	1	54	20.4

PASSING	G	Effic.	Att.-Cmp.	Int.	Pct.	Yds.	TD	Lng	Avg./G
Crawford, Drew	9	114.47	156-82-1	52.6	977	5	67	108.6	
Allan, Keith	8	38.49	59-21-7	35.6	187	0	22	23.4	

RECEIVING	G	No.	Yds.	Avg.	TD	Long	Avg./G
Wooten, Janeiro	11	24	411	17.1	2	67	37.4
Castergine, Glen	11	18	251	13.9	2	59	22.8
Agnello, Craig	10	15	190	12.7	1	30	19.0

PUNT RETURNS	No.	Yds.	Avg.	TD	Long
Saunders, Dominique	8	63	7.9	0	20
Tandy, Brian	8	82	10.2	0	63
Sarin, Kim	6	50	8.3	0	16

INTERCEPTIONS	No.	Yds.	Avg.	TD	Long
Banks, Maurice	4	59	14.8	1	35
Carter, Jason	3	19	6.3	0	19
Banks, Adam	2	0	0.0	0	0
Blainefield, Mikey	2	34	17.0	0	26
Ononibaku, Michael	2	52	26.0	1	30

KICK RETURNS	No.	Yds.	Avg.	TD	Long
Slayton, Marcus	15	310	20.7	0	30
Davis, Emir	11	156	14.2	0	31

FUMBLE RETURNS	No.	Yds.	Avg.	TD	Long
Cordisco, Dan	1	58	58.0	1	0

----- PATs -----

SCORING	TD	FGs	Kick	Rush	Rev.	Pass	DXP	Saf.	Pts.
Gillman, Michael	0	8-13	9-12	0-0	0	0-0	0	0	33
Davis, Emir	5	0-0	0-0	0-0	0	0-0	0	0	30
Crawford, Drew	3	0-0	0-0	0-1	0	0-0	0	0	18

TOTAL OFFENSE	G	Plays	Rush	Pass	Total	Avg./G
Crawford, Drew	9	247	211	977	1,188	132.0
Sarin, Kim	11	211	1,051	65	1,116	101.5

FIELD GOALS	FG	Pct.	01-19	20-29	30-39	40-49	50-99	Lg.	Blk.
Gillman, Michael	8-13	61.5	0-0	4-4	2-3	2-6	0-0	43	1
Bjonerud, Eric	1-2	50.0	0-0	0-0	1-2	0-0	0-0	34	1

PUNTING	No.	Yds.	Avg.	Long	TB	FC	I20	Blk.
Scoffern, Brad	61	2,202	36.1	56	4	9	12	1
Smith, Rob	10	375	37.5	51	0	0	2	0

ALL PURPOSE	G	Rush	Rec.	PR	KOR	IR	Tot.	Avg./G
Sarin, Kim	11	1,051	32	50	18	0	1,151	104.6
Slayton, Marcus	9	184	0	0	310	0	494	54.9
Davis, Emir	11	278	0	0	156	0	434	39.5
Wooten, Janeiro	11	0	411	0	0	0	411	37.4
Ihezue, Jasper	8	26	51	0	236	0	313	39.1

DEFENSIVE LEADERS

Name	GP	Tackles				Sacks			Pass Def.		Fumbles		Blk	
		UT	AT	Total	For	Loss	No.-Yds.	Int.-Yds.	BrUp	QBH	Rev.-Yds.	FF	Kick	Saf.
Hassan, Mehdi	11	57	45	102	7.0-31	2.0-12	0-0	0-0	2	n/a	0-0	2	0	0
Paulus, Christopher	11	50	27	77	5.0-20	1.0-9	1-19	1-19	1	n/a	3-0	1	0	0
Ononibaku, Michael	11	39	25	64	18.5-92	10.5-71	2-52	2-52	2	n/a	0-0	2	0	0
Banks, Maurice	11	31	22	53	1.0-7	0.5-5	4-59	4-59	2	n/a	0-0	0	0	0
Carter, Jason	11	30	19	49	5.0-20	1.0-7	3-19	3-19	5	n/a	0-0	0	0	0
Franks, Derek	11	30	12	42	4.0-21	2.0-14	0-0	0-0	5	n/a	0-0	0	2	0
Epps, Sheldon	11	25	16	41	4.0-13	1.0-3	1-18	1-18	2	n/a	0-0	0	0	0
Buzbee, Alex	10	28	11	39	12.5-68	10.5-61	0-0	0-0	0	n/a	0-0	2	0	0
Griauzde, Julius	11	15	20	35	3.0-11	1.5-9	0-0	0-0	0	n/a	0-0	0	0	0
Small, Brandon	10	12	20	32	0-0	0-0	0-0	0-0	2	n/a	0-0	1	0	0
Banks, Adam	10	24	7	31	0.5-1	0-0	2-0	2-0	6	n/a	0-0	0	0	0


TEAM STATISTICS

	GU	OPP.
SCORING	174	280
Points Per Game	15.8	25.5
FIRST DOWNS	163	192
Rushing	96	83
Passing	54	98
Penalty	13	11
RUSHING YARDAGE	1,709	1,506
Yards gained rushing	2,088	1,910
Yards lost rushing	379	404
Rushing Attempts	480	450
Average Per Rush	3.6	3.3
Average Per Game	155.4	136.9
TDs Rushing	11	10
PASSING YARDAGE	1,231	1,990
Att-Comp-Int	226-106-9	307-163-17
Average Per Pass	5.4	6.5
Average Per Catch	11.6	12.2
Average Per Game	111.9	180.9
TDs Passing	6	20
TOTAL OFFENSE	2,940	3,496
Total Plays	706	757
Average Per Play	4.2	4.6
Average Per Game	267.3	317.8
KICK RETURNS: #-YARDS	46-858	34-846
PUNT RETURNS: #-YARDS	24-236	33-219
INT RETURNS: #-YARDS	17-310	9-125
KICK RETURN AVERAGE	18.7	24.9
PUNT RETURN AVERAGE	9.8	6.6
INT RETURN AVERAGE	18.2	13.9
FUMBLES-LOST	38-16	20-9
PENALTIES-YARDS	74-613	73-579
Average Per Game	55.7	52.6
PUNTS-YARDS	73-2,610	65-2,406
Average Per Punt	35.8	37.0
Net punt average	32.8	33.4
TIME OF POSSESSION/GAME	30:15	29:37
3RD-DOWN CONVERSIONS	45/161	64/171
3rd-Down Pct	28%	37%
4TH-DOWN CONVERSIONS	6/19	11/18
4th-Down Pct	32%	61%
SACKS BY-YARDS	36-230	28-154
MISC YARDS	58	55
TOUCHDOWNS SCORED	22	37
FIELD GOALS-ATTEMPTS	9-15	8-11
PAT-ATTEMPTS	15-20	32-35
ATTENDANCE	11,714	14,890
Games/Avg Per Game	6/1952	5/2978


SCORE BY QUARTERS

	1st	2nd	3rd	4th	OT	Total
GEORGETOWN	53	56	35	30	0	174
Opponents	45	90	91	51	3	280

Holy Cross Crusaders




Senior Quarterback John O'Neil



Senior Linebacker Matt Dugan

Administration



Rev. Michael C. McFarland, S.J.
President



Richard M. Regan Jr.
Athletic Director



Charlie Bare
SID

Coaching Staff



Tom Gilmore
Head Coach

Quick Facts

Location	Worcester, Mass.
Founded	1843
Enrollment	2,700
Nickname	Crusaders
Colors	Royal Purple & White
President	Rev. Michael C. McFarland, S.J.
Athletic Director	Richard M. Regan Jr.
Football SID	Charlie Bare
Office Phone	(508)793-2583
Fax	(508)793-2309
Email	cbare@holycross.edu
Website	www.goholycross.com
Head Coach	Tom Gilmore
Stadium (Capacity)	Fitton Field (23,500)
Playing Surface	Grass
Press Box Phone	(508)793-2204
2004 Record	3-8, 1-5 PL
2004 Postseason	None
All-Time Record	108 years, 556-449-54 (.551)
All-Time Record In PL	19 years, 53-49
PL Championships	5 (1986-87, 1989-91)
Offensive Formation	Multiple
Defensive Formation	Multiple 50
Offensive Starters Returning/Lost	11/0
Defensive Starters Returning/Lost	6/5
Radio Outlet	WTAG-580 AM
Play-by-Play	Bob Fouracre (19th season)

Coaching File: Lehigh University, Defensive Coordinator (2000-03); Dartmouth College, Defensive Coordinator (1992-99); University of Pennsylvania, Offensive Line (1990-91); Columbia University, Defensive Line (1987-89)

Education: University of Pennsylvania, B.A. (1986)

Personal: Born Sept. 25, 1964; Married June 28, 2002 to Joan Rushton; Two children, Sarah Elizabeth (2) & John Thomas

Career Record: 3-8 (1 year)

Record at Holy Cross: same

Year	vs. Patriot League	Overall Record
2004	1-5	3-8
Totals	1-5	3-8

Assistant Coaches

Offensive Coordinator/Quarterbacks: **Bob Griffin**
 Defensive Coordinator/Inside LBs: **David Kotulski**
 Defensive Line: **Pat O'Leary**
 Offensive Line: **Mike Pedone**
 Wide Receivers: **Chris Pincince**
 Secondary: **Richard Rogers**
 Assistant Secondary: **Ryan Mattison**
 Outside Linebackers: **Mark McDonough**
 Tight Ends: **Tom Perkovich**
 Running Backs: **Dave Patenaude**



Holy Cross Crusaders

Crusaders Notes

- ← Holy Cross will enter the 2005 season with all 11 of its starters returning on the offensive side of the ball. The returning players accounted for 100 percent of the team's passing yards, 92.2 percent of the team's rushing yards and 96.8 percent of the team's receiving yards last season. Holy Cross is the only team in the Patriot League to return its top rusher, passer and receiver from the 2004 season.
- ← The 2005 campaign will mark the 110th season of Holy Cross football. The Crusaders' 556 all-time victories rank as the 13th most among all Division I-AA schools.
- ← Five Crusaders finished the 2004 season ranked among the NCAA Division I-AA leaders, including three in the top 40 for kickoff returns: **Casey Gough** (28.9 yards per game), **Steve Silva** (25.9) and **Gideon Akande** (23.6).
- ← Holy Cross owns an all-time home record of 338-158-27 (.672). HC's current home, Fitton Field, opened in 1903, making it the second-oldest stadium in Division I college football, behind Franklin Field at the University of Pennsylvania (opened in 1895).

Media Information

Credentials & Scouting Passes: All requests for working media credentials should be made to **Charles Bare** at least one week in advance, preferably in writing. All requests received one week in advance will be mailed, while all others will be left at the will call window, which is located under the stands at the closed end of the stadium (off McKeon Road). Every effort will be made to accommodate all members of the media, but as space is limited, we may not be able to honor all requests.

Radio Broadcasts: Holy Cross has installed phone lines which can be rented by visiting radio. There is a charge of \$75.00 per line for commercial radio, or \$50.00 per line for student radio. Others wishing to install their own lines may contact Verizon Telephone at (508) 792-4000. Any radio station or reporting service seeking in-game or postgame reports must make arrangements through the athletic media relations office.

Postgame Interviews: The Holy Cross football locker room is closed to the media. Members of the media should submit player requests to Charles Bare by the five minute mark of the fourth quarter. Following a 10-minute cooling off period, Holy Cross head coach **Tom Gilmore** and requested players will be available. Interviews will be conducted either on the field or outside of the Holy Cross locker room, located in the northwest corner of the field. Requests for interviews with the visiting team should be made with that school's sports information director. The visiting locker room is located in the southwest corner of the field.

Players to Watch



#16 John O'Neil
Sr., QB, 6-5, 208
White Plains, N.Y./Iona Prep
2004: Completed 193-of-356 passes for 2,022 yards and 18 touchdowns for a 111.87 QB rating.



#31 Gideon Akande
Sr., RB, 5-10, 197
Chicago, Ill./Lane Tech
2004: The Crusaders' No. 2 rusher had 324 rushing yards and 85 receiving yards but led the squad with 473 yards on kick returns.



#20 Steve Silva
Sr., RB, 5-11, 206
East Providence, R.I./East Providence
2004: Returns for a fifth year after compiling 1,663 total yards and 11 TDs; led the PL in all-purpose yards per game (151.2).



#6 Matt Dugan
Sr., LB, 6-0, 212
Washington, D.C./Phillips Academy
2004: Posted team-highs in tackles for a loss (7.0/28 yards) and blocked kicks (two) while playing all 11 games.



#21 Tyler Nugent
Sr., DB, 5-7, 162
White Plains, N.Y./Archbishop Stepinac
2004: Forty tackles, including one for a loss, one interception, six pass break-ups and one fumble recovered.



#95 John Markus Pinard Jr.
DL, 6-5, 243
Bellevue, Wash./Bellevue
2004: Showed a knack for getting into the opponents' backfield - a team best-five sacks for 18 yards.

2005 Schedule

Date	Opponent	Time
Sept. 3	SACRED HEART	1 p.m.
Sept. 10	GEORGETOWN*	1 p.m.
Sept. 17	HARVARD	1 p.m.
Sept. 24	at Delaware	7 p.m.
Oct. 1	at Yale	1 p.m.
Oct. 8	at Lehigh*	1 p.m.
Oct. 15	DARTMOUTH	1 p.m.
Oct. 22	COLGATE*	1 p.m.
Oct. 29	at Fordham*	1 p.m.
Nov. 5	Open	
Nov. 12	LAFAYETTE*	12:30 p.m.
Nov. 19	at Bucknell*	1 p.m.

* Patriot League game/HOME GAMES in all caps

2004 Results (3-8, 1-5 PL)

Date	Opponent	Result
Sept. 4	DUQUESNE	L, 31-7
Sept. 11	SAN DIEGO	L, 37-31
Sept. 18	at Harvard	L, 35-0
Oct. 2	FORDHAM*	L, 42-35
Oct. 9	LEHIGH*	L, 42-14
Oct. 16	at Dartmouth	W, 24-0
Oct. 23	at Colgate*	L, 41-7
Oct. 30	BUCKNELL*	L, 42-27
Nov. 6	MARIST	W, 44-13
Nov. 13	at Lafayette*	L, 56-20
Nov. 20	at Georgetown*	W, 31-28 (OT)

Holy Cross Crusaders



Roster

No.	Name	Pos.	Cl.	Ht.	Wt.	Hometown/High School
43	Daniel Adams	LB	Jr.	5-10	215	Springfield, Va./Robinson
15	Jeff Ahmadi	WR	Jr.	5-9	176	Burnaby, B.C./Burnaby Central
31	Gideon Akande	RB	Sr.	5-10	202	Chicago, Ill./Lane Tech
47	Michael Allen	PK/P	Jr.	5-8	146	West Hills, Calif./Notre Dame
82	Bryan Anderson	WR	Sr.	6-0	199	Shrewsbury, Mass./Shrewsbury
35	Mark Balestracci	DB	Sr.	5-11	188	New Bedford, Mass./New Bedford
8	Seun Bayode	DB	So.	5-11	185	Tampa, Fla./Jesuit
4	Jarrod Betz	QB	Sr.	6-2	203	Cincinnati, Ohio/La Salle
94	Dana Buglione	DL	So.	6-4	235	Vestal, N.Y./Vestal Senior
76	David Cannon	OL	Jr.	6-2	283	Export, Pa./Franklin Regional
94	Adam Carroll	LB	Jr.	6-3	225	Centennial, Colo./Smoky Hill
72	Will Collins	DL	So.	6-1	260	Shrewsbury, Mass./Worcester Academy
23	Marc Crosby	DB	Jr.	5-9	184	Saratoga, Calif./Saratoga
33	Darran Davis	DB	Sr.	5-8	202	Upper Marlboro, Md./Gonzaga College
89	Michael DeSantis	PK	Jr.	5-11	191	Belle Mead, N.J./Immaculata
6	Matt Dugan	LB	Sr.	6-0	215	Washington, D.C./Phillips Academy
7	Luke Dugan	TE	Sr.	6-4	241	Maple Plain, Minn./Benilde St. Margaret's
9	Kevin Dunn	DB	Sr.	6-0	170	Gaithersburg, Md./Gaithersburg
81	Matt Fanning	DB	Jr.	5-8	158	Marlboro, Mass./Marlboro
17	Michael Finucane	QB	Jr.	6-3	223	Branford, Conn./St. Thomas More
38	Kenneth Flanders	DB	So.	5-11	192	Atlanta, Ga./North Atlanta
69	Eric Gendron	OL	Jr.	6-1	289	Warwick, R.I./Warwick Veterans Mem.
77	Doug Graiser	DL	So.	6-2	245	Kennesaw, Ga./Kennesaw Mountain
53	Brad Grinna	LB	Sr.	5-11	212	Postville, Iowa/Postville
22	Casey Gough	DB	Jr.	5-10	191	Hinsdale, Ill./Fenwick
5	Obioma Green	DB	So.	6-0	182	The Colony, Texas/The Colony
3	Jichael Griffin	WR	Sr.	6-2	198	Washington, D.C./Maret
80	Sean Gruber	WR	Sr.	6-0	185	Covington, Ky./Covington Catholic
1	Thomas Harrison	WR	So.	6-1	180	Wilmington, N.C./Haggard
49	Francis Herlihy	RB	Jr.	6-1	231	West Seneca, N.Y./Bishop Timon-St. Jude
84	Joseph Hogan	QB	Jr.	6-0	169	Vestal, N.Y./Wyoming Seminary
75	Garrett Hunt	DL	Sr.	5-10	295	Fairview, Okla./Fairview
34	Mark Kelliher	LB	So.	6-1	223	Whitman, Mass./Whitman-Hanson
30	Kevin Kelly	RB	Jr.	5-11	206	Potomac, Md./Gonzaga
74	Robert Kerbstat	OL	So.	6-3	294	Saddle River, N.J./St. Joseph's Prep
41	Will King	LB	So.	6-0	196	Pittsburgh, Pa./Shadyside Academy
56	Justin LaGrenade	OL	Sr.	6-0	296	Gaithersburg, Md./Gaithersburg
2	Matt Lane	TE	Sr.	6-1	225	Marlboro, Mass./Marlboro
91	Nathan Langelier	LB	So.	6-3	245	Oxnard, Calif./Villanova Prep
54	Matt Lemire	DL	Jr.	6-1	257	Worcester, Mass./St. Peter Marian
45	Jesse Loubier	DL	Sr.	5-11	205	Winthrop, Mass./Catholic Memorial
83	Justin Maher	WR	So.	5-10	175	Milford, Conn./Jonathan Law
18	Ryan Maher	WR	So.	6-1	175	Boca Raton, Fla./Boca Raton
95	John Markus Pinard	DL	Jr.	6-5	243	Bellevue, Wash./Bellevue
55	Bill McCarthy	OL	Jr.	6-2	263	Brick, N.J./Brick Memorial
88	Ryan McGuire	TE	So.	6-3	215	Woburn, Mass./Arlington Catholic
87	Ryan McManaway	P/PK	Jr.	6-3	241	Ferdinand, Ind./Heritage Hills
67	Hall McMillan	OL	Jr.	6-1	260	Annapolis, Md./St. Mary's
12	Brian McSharry	QB	So.	6-2	177	Abington, Mass./Abington
85	Adam Molnar	WR	So.	5-10	185	Beamsville, Ontario/Dennis Morris
32	Ryan Morosky	RB	Jr.	5-10	228	Commack, N.Y./St. Anthony's
98	Kyle Nelthorpe	DL	Jr.	6-4	217	Riverside, Calif./Poly
44	Chris Nielsen	LB	Jr.	6-2	225	Center Line, Mich./Notre Dame
64	Dan Nolan	DL	So.	6-4	285	Pittsfield, Mass./Taconic
21	Tyler Nugent	DB	Sr.	5-7	168	White Plains, N.Y./Archbishop Stepinac
16	John O'Neil	QB	Sr.	6-5	220	White Plains, N.Y./Iona Prep
28	Demetrick Perkins	DB	So.	5-10	170	Maplewood, N.J./Paterson Catholic
51	Garett Roberts	DL	Sr.	6-1	250	Granville, N.Y./Granville Central
59	Adam Sadowski	OL	So.	6-2	245	Tucson, Ariz./Salpointe
71	Andrew Schoepfer	OL	Jr.	6-2	290	Waterford, Conn./Waterford
20	Steve Silva	RB	Sr.	6-0	215	East Providence, R.I./East Providence
63	Matthew Soleau	OL	Jr.	6-4	275	Hampton Bays, N.Y./St. Anthony's
50	Kyle Tinsley	LB	So.	6-2	223	Wyckoff, N.J./Ramapo
13	Bob Turkovich	WR	Sr.	5-11	190	Bedford, Pa./Bedford
10	Adam Verdugo	DB	Sr.	6-0	196	Northridge, Calif./Crespi Camelite

NEWCOMERS

No.	Name	Pos.	Cl.	Ht.	Wt.	Hometown/High School
57	Ben Bergholtz	LB	Fr.	6-5	200	Mount Dora, Fla./Mount Dora
96	Brian Billman	LB	Fr.	6-1	215	Westerville, Ohio/Westerville South
65	Tyrone Billingsly	OL	Fr.	6-4	270	Jonesboro, Ga./Mount Zion
27	Danny Bluth	WR	Fr.	5-11	175	Anaheim, Calif./Sevite
60	Luke Botting	OL	Fr.	6-4	270	Hamilton, Ohio/Ross
11	Jon Brock	WR	Fr.	6-1	185	Acworth, Ga./Asheville School
30	Daryl Brown	DB	Fr.	5-8	185	Stone Mountain, Ga./Asheville School
39	Sterling Brown	WR	Fr.	6-0	160	Newark, N.J./Barringer
79	R.J. Buchholz	OL	Fr.	6-4	275	Clinton Township, Mich./Chippewa Valley
62	Steve Buller	DL	Fr.	6-4	290	Pittsburgh, Pa./Seton-La Salle
97	Evan Byrd	LB	Fr.	6-2	205	Downingtown, Pa./Downingtown East
47	Kyle DiLella	PK	Fr.	6-0	170	Gibbstown, N.J./Salesianum
14	Tommy Fleming	QB	Fr.	5-10	182	Kinnelon, N.J./Delbarton
29	P.J. Fonseca	DB	So.	5-10	175	Skillman, N.J./Hun School
58	David Gang	OL	Fr.	6-8	260	Bethesda, Md./DeMatha Catholic
29	Terrance Gass	TB	Fr.	5-8	180	Sicklerville, N.J./Timber Creek Reg.
73	Rory Glowik	DL	Fr.	6-1	220	Paxton, Mass./Worcester Academy
42	Kevin Golden	FB	Fr.	6-0	230	Chicago, Ill./St. Patrick
78	Brenton Good	DL	Fr.	6-3	270	Chandler, Ariz./Dobson
26	Mike Holloway	DB	Fr.	6-0	175	Alexandria, Va./Bishop Ireton
36	Jake Hurst	WR	Fr.	5-8	170	Clayton, Ohio/Northmont
37	Michael Kielt	TB	Fr.	5-10	195	Southbury, Conn./Pomperaug
99	Frank Masters	DL	Fr.	6-6	230	Harbor Creek, Pa./Harbor Creek
4	Brett McDermott	WR	Fr.	6-0	180	Mansfield, Mass./Mansfield
46	Kyle Mushaweh	DB	Fr.	5-11	165	Cheshire, Conn./Cheshire
68	Garrett Nolan	OL	Fr.	6-3	240	Northridge, Calif./Chaminade College Prep
66	Mason Olson	OL	Fr.	6-5	255	Stockton, Calif./Lincoln
89	Matt Partain	PK	Fr.	5-10	165	Libertyville, Ill./Libertyville
70	Chris Poole	OL	Fr.	6-6	230	Scituate, Mass./Tabor Academy
19	Dominic Randolph	QB	Fr.	6-3	195	Amelia, Ohio/St. Xavier
-	Brian Rusate	OL	Fr.	6-1	250	Southbury, Conn./Pomperaug
24	Ty Shaw	DB	Fr.	5-11	165	Aurora, Colo./Overland
32	Andrew Sherwood	LB	Fr.	6-1	195	Unadilla, N.Y./Unatego
61	Chris Smith	OL	Fr.	6-1	255	Buffalo, N.Y./St. Francis
93	Bobby Stapleton	DL	Fr.	6-3	225	West Nyack, N.Y./Albertus Magnus
40	Ryan Stewart	LB	Fr.	6-2	225	Wayland, Mass./Northfield Mount Hermon
86	Joe Strzempka	WR	Fr.	6-5	215	Findlay, Ohio/Findlay
48	Michael Tamsin	TE	Fr.	6-1	250	Branford, Conn./Choate Rosemary Hall
90	Cole Wadhams	DB	Fr.	6-1	210	Lakewood, Colo./Bear Creek
92	Bryan Walwyn	DL	Fr.	6-0	265	Houston, Texas/Alief Taylor



Junior Kicker Mike DeSantis



Holy Cross Crusaders

2004 Statistics

INDIVIDUAL STATISTICS

RUSHING	GP	Att.	Gain	Loss	Net	Avg.	TD	Long	Avg./G
Silva, Steven	11	161	741	33	708	4.4	10	41	64.4
Akande, Gideon	11	83	338	14	324	3.9	0	18	29.5
O'Neil, John	11	91	396	198	198	2.2	1	32	18.0
PASSING	G	Effic.	Att.-Cmp.-Int.	Pct.	Yds.	TD	Lng	Avg./G	
O'Neil, John	11	111.87	356-193-12	54.2	2,022	18	67	183.8	
Betz, Jarrod	8	48.65	33-13-2	39.4	84	0	24	10.5	
McSharry, Brian	2	97.73	25-14-1	56.0	148	0	28	74.0	
RECEIVING	G	No.	Yds.	Avg.	TD	Long	Avg./G		
Silva, Steven	11	60	507	8.4	1	35	46.1		
Gruber, Sean	11	48	720	15.0	8	67	65.5		
Turkovich, Bob	7	20	211	10.6	1	31	30.1		
Dugan, Luke	11	17	202	11.9	3	42	18.4		
PUNT RETURNS	No.	Yds.	Avg.	TD	Long				
Gruber, Sean	18	80	4.4	0	22				
Silva, Steven	6	85	14.2	0	18				
INTERCEPTIONS	No.	Yds.	Avg.	TD	Long				
Balestracci, Ma	1	11	11.0	0	11				
Trodden, Kyle	1	20	20.0	1	20				
Karim, Sain	1	0	0.0	0	0				
Nugent, Tyler	1	0	0.0	0	0				
Gough, Casey	1	0	0.0	0	0				
KICK RETURNS	No.	Yds.	Avg.	TD	Long				
Akande, Gideon	20	473	23.6	0	48				
Gough, Casey	15	433	28.9	0	92				
Silva, Steven	14	363	25.9	0	71				
FUMBLE RETURNS	No.	Yds.	Avg.	TD	Long				
Mitchell, David	1	10	10.0	0	10				
Nugent, Tyler	1	14	14.0	0	14				

----- PATs -----

SCORING	TD	FGs	Kick	Rush	Rev.	Pass	DXP	Saf.	Pts.
Silva, Steven	11	0-0	0-0	0-0	0	1-1	0	0	66
Desantis, Mike	0	7-10	29-30	0-0	0	0-0	0	0	50
Gruber, Sean	8	0-0	0-0	0-0	1	0-0	0	0	50
TOTAL OFFENSE	G	Plays	Rush	Pass	Total	Avg./G			
O'Neil, John	11	447	198	2,022	2,220	201.8			
Silva, Steven	11	162	708	0	708	64.4			
Akande, Gideon	11	83	324	0	324	29.5			
FIELD GOALS	FG	Pct.	01-19	20-29	30-39	40-49	50-99	Lg.	Blk.
Desantis, Mike	7-10	70.0	0-0	2-3	3-5	2-2	0-0	41	1
PUNTING	No.	Yds.	Avg.	Long	TB	FC	I20	Blk.	
McManaway, Ryan	55	1,892	34.4	49	0	14	11	0	
O'Neil, John	5	147	29.4	51	1	0	2	0	
ALL PURPOSE	G	Rush	Rec.	PR	KOR	IR	Tot.	Avg./G	
Silva, Steven	11	708	507	85	363	0	1,663	151.2	
Akande, Gideon	11	324	85	0	473	0	882	80.2	
Gruber, Sean	11	26	720	80	0	0	826	75.1	

DEFENSIVE LEADERS

Name	GP	UT	AT	Total	For	Loss	No.-Yds.	Int.-Yds.	BrUp	QBH	Rev.-Yds.	FF	Blk	Kick	Saf.
FitzPatrick, David	11	68	39	107	4.0-7	0-0	0-0	0-0	3	0	1-0	0	0	0	0
Karim, Sain	10	41	16	57	3.0-10	0-0	0-0	0-0	1	1	0-0	0	0	0	0
Adams, Daniel	11	39	17	56	1.0-1	0-0	0-0	0-0	1	0	0-0	0	0	0	0
Gough, Casey	10	39	8	47	1.0-7	1.0-7	1-0	8	0	0-0	3	1	0	0	0
Flanders, Ken	11	29	13	42	0-0	0-0	0-0	2	0	0-0	0	0	0	0	0
Pinard, John	11	26	15	41	5.0-18	5.0-18	0-0	1	0	0-0	0	0	0	0	0
Nugent, Tyler	11	29	11	40	1.0-1	0-0	1-0	6	0	1-14	0	0	0	0	0
Green, Obioma	11	28	10	38	1.0-5	1.0-5	0-0	3	0	2-0	1	0	0	0	0
Dugan, Matt	11	25	7	32	7.0-28	2.0-18	0-0	1	2	2-0	0	0	0	0	0
Mitchell, David	11	22	9	31	3.0-26	2.0-22	0-0	3	1	1-10	1	0	0	0	0
Dunn, Kevin	10	21	6	27	1.0-2	0-0	0-0	1	0	0-0	0	0	0	0	0

TEAM STATISTICS

	HC	OPP.
SCORING	240	367
Points Per Game	21.8	33.4
FIRST DOWNS	210	234
Rushing	94	132
Passing	102	89
Penalty	14	13
RUSHING YARDAGE	1,404	2,420
Yards gained rushing	1,675	2,619
Yards lost rushing	271	199
Rushing Attempts	373	491
Average Per Rush	3.8	4.9
Average Per Game	127.6	220.0
TDs Rushing	12	32
PASSING YARDAGE	2,280	2,112
Att-Comp-Int	423-221-17	283-155-5
Average Per Pass	5.4	7.5
Average Per Catch	10.3	13.6
Average Per Game	207.3	192.0
TDs Passing	18	17
TOTAL OFFENSE	3,684	4,532
Total Plays	796	774
Average Per Play	4.6	5.9
Average Per Game	334.9	412.0
KICK RETURNS: #-YARDS	57-1,350	41-766
PUNT RETURNS: #-YARDS	25-171	22-200
INT RETURNS: #-YARDS	5-31	17-213
KICK RETURN AVERAGE	23.7	18.7
PUNT RETURN AVERAGE	6.8	9.1
INT RETURN AVERAGE	6.2	12.5
FUMBLES-LOST	19-14	24-12
PENALTIES-YARDS	56-489	68-604
Average Per Game	44.5	54.9
PUNTS-YARDS	60-2,039	54-1,977
Average Per Punt	34.0	36.6
Net punt average	30.6	33.4
TIME OF POSSESSION/GAME	29:13	30:47
3RD-DOWN CONVERSIONS	57/168	57/153
3rd-Down Pct	34%	37%
4TH-DOWN CONVERSIONS	15/29	12/24
4th-Down Pct	52%	50%
SACKS BY-YARDS	20-110	29-194
MISC YARDS	24	0
TOUCHDOWNS SCORED	31	51
FIELD GOALS-ATTEMPTS	7-10	4-10
PAT-ATTEMPTS	29-30	45-49
ATTENDANCE	32,960	28,270
Games/Avg Per Game	6/5,493	5/5,654


SCORE BY QUARTERS

	1st	2nd	3rd	4th	OT	Total
HOLY CROSS	65	69	39	64	3	240
Opponents	90	119	76	82	0	367

Lafayette Leopards



Junior Quarterback Brad Maurer



Junior Defensive Lineman Marvin Snipes

Administration



Daniel H. Weiss
President



Bruce E. McCutcheon
Athletic Director




Phil LaBella
SID

Quick Facts

Location	Easton, Pa.
Founded	1826
Enrollment	2,300
Nickname	Leopards
Colors	Maroon & White
President	Daniel H. Weiss
Athletic Director	Bruce E. McCutcheon
SID	Phil LaBella
Football SID	Greg Knowlden
Office Phone	(610)330-5122
Fax	(610)330-5519
Email	labellap@lafayette.edu
.....	knowldeg@lafayette.edu
Website	www.goleopards.com
Head Coach	Frank Tavani
Stadium (Capacity)	Fisher Field (13,750)
Playing Surface	Grass
Press Box Phone	(610)330-5454/5455
2004 Record	8-4, 5-1 PL
2004 Postseason	NCAA Quarterfinalist
All-Time Record	123 years, 612-522-39 (.538)
All-Time Record In PL	19 years, 54-48-1
PL Championships	4 (1988, '92, '94, 2004)
Offensive Formation	Multiple Sets
Defensive Formation	4-3
Offensive Starters Returning/Lost	6/5
Defensive Starters Returning/Lost	10/1
Radio Outlet	WEST - 1400 AM
Play-by-Play	Dick Hammer (39th season)

Coaching Staff



Frank Tavani
Head Coach

Coaching File: Lafayette College, Associate Head Coach (1987-99); Lebanon Valley College, Assistant Coach (1986-87); Franklin & Marshall College, Assistant Coach (1976-86)

Education: Lebanon Valley College, B.A. (1973)

Personal: Born July 31, 1953; Married May 14, 1977 to Agnes Scanlin; Four children, Liam (24), Meghan (21), Daniel (19) and Bridget (15)

Career Record: 24-32 (5 years)

Record at Lafayette: same

Year	vs. Patriot League	Overall Record
2000	1-5	2-9
2001	1-6	2-8
2002	5-2	7-5
2003	2-5	5-6
2004	5-1	8-4
Totals	14-19	24-32

Assistant Coaches

Associate Head Coach/Offensive Line: **Bob Heffner**

Offensive Coordinator/QBs/WRs: **Mike Faragalli**

Defensive Coordinator/DBs: **John Loose**

Defensive Line: **Antoine Smith**

Special Teams Coordinator/LBs: **Matt Hachmann**

Recruiting Coordinator/RBs: **John Troxell**

Offensive Assistant: **Chris Jones**

Offensive Assistant: **Phil Hallahan**

Defensive Assistant: **Chris Partridge**

Strength and Conditioning: **TBA**

Lafayette Leopards

Leopards Notes

- ← The frontrunners to fill the shoes of departed senior running back **Joe McCourt**, the second all-time leading rusher in school history, are junior **Jonathan Hurt** (83 carries, 362 yards, five touchdowns in 2004) and senior **Alfred Belton**, who started nine games at safety as a sophomore.
- ← The Leopards return 10 of 11 starters to a defense that ranked second in the Patriot League in scoring defense (19.1 ppg) and held six opponents to 16 points or fewer. The anchor of the unit is senior linebacker **Maurice Bennett**, a first team All-Patriot League selection a year ago who tied for first in the League with 119 total tackles.
- ← Junior quarterback **Brad Maurer** returns his entire receiving corps from 2004. Maurer set the Lafayette single-season record for completion percentage (67.0) and was third in the Patriot League in passing efficiency (128.7). He also ran for 643 yards and nine touchdowns as a sophomore.
- ← Junior **Rick Ziska** returns to handle the placekicking duties for the Leopards. He converted 37-of-38 PATs and 7-of-12 field goals in 2004, including 3-of-4 on kicks beyond 40 yards.
- ← For the second time in three seasons and just the third time since 1915, Lafayette will play seven home games. The favorable schedule coincides with Lafayette's first Patriot League title defense in 10 years.

Media Information

Credentials: Media credentials are issued for working members of the media only and should be requested as early as possible to the Lafayette Office of Athletic Communication. Requests must be made in writing on company letterhead and are honored only from sports editors of daily newspapers and sports directors of radio and television stations.

Visiting Radio: Radio stations seeking permission to broadcast games must submit their request at least two weeks prior to the game. Phone lines are coordinated by Lafayette and incur a \$100 rental fee paid in advance with a check made payable to "Lafayette College."

Postgame Interviews: Following each game there will be a 10-minute cooling-off period. Coach Tavani will conduct his press conference first, with the visiting coach to follow. The Lafayette locker room will be closed to all members of the media.

Players to Watch



#3 Brad Maurer Jr., QB, 6-0, 195
Loveland, Ohio/Kings

2004: Did most of his damage on the ground with 643 yards and nine touchdowns but also passed for 67.0 percent accuracy.



#60 Drew Buettner Sr., OL, 6-4, 290
Chagrin Falls, Ohio/Kenston

2004: All-Patriot League performer returns for his fifth year to anchor the line after playing in all 12 games a season ago.



#78 Robert Stroble Sr., OL, 6-5, 290
Easton, Pa./Easton Area

2004: Also played 12 games last year, helping LC to the second-best rushing offense in the League, and 21st nationally.



#33 Maurice Bennett Sr., LB, 5-10, 220
Philadelphia, Pa./George Washington

2004: All-America candidate led the PL with 119 tackles, including 8.5 for a loss, as well as four sacks, one INT and a forced fumble.



#36 Blake Costanzo Sr., LB, 6-0, 220
Franklin Lakes, N.J./Ramapo

2004: Second on the squad with 93 tackles and added 9.5 tackles for a loss and 5.5 sacks in 12 outings.



#21 Larry Johnson Sr., DB, 5-10, 175
Ft. Lauderdale, Fla./Cardinal Gibbons

2004: Six pass breakups, an interception and a fumble recovery; doubled as a kick returner with 625 yards on 27 returns.

2005 Schedule

Date	Opponent	Time
Sept. 3	at Marist	7:30 p.m.
Sept. 10	RICHMOND	1 p.m.
Sept. 17	PRINCETON	1 p.m.
Sept. 24	FORDHAM *	1 p.m.
Oct. 1	at Georgetown *	2 p.m.
Oct. 8	COLUMBIA	1 p.m.
Oct. 15	HARVARD	1 p.m.
Oct. 22	Open	
Oct. 29	BUCKNELL *	1 p.m.
Nov. 5	COLGATE *	12:30 p.m.
Nov. 12	at Holy Cross *	12:30 p.m.
Nov. 19	at Lehigh *	12:30 p.m.

* Patriot League game/HOME GAMES in all caps

2004 Results (8-4, 5-1 PL)

Date	Opponent	Result
Sept. 4	MARIST	W, 48-7
Sept. 11	at Georgetown *	W, 17-6
Sept. 18	at Princeton	L, 35-18
Sept. 25	at Richmond	W, 21-16
Oct. 2	HARVARD	L, 38-23
Oct. 9	at Columbia	W, 35-14
Oct. 16	at Bucknell *	W, 14-13
Oct. 23	at Fordham *	W, 35-20
Nov. 6	at Colgate *	L, 22-19
Nov. 13	HOLY CROSS *	W, 56-20
Nov. 20	LEHIGH *	W, 24-10
Nov. 27	at Delaware (NCAA)	L, 28-14

Lafayette Leopards



Roster

No.	Name	Pos.	Cl.	Ht.	Wt.	Let.	Hometown/High School
48	David Akhimien	DB	So.	6-1	190	0	Bear, Del./Christiana
90	Tauren Barker	DL	Sr.	6-0	220	1	Whitehall, Pa./Whitehall
20	Alfred Belton	TB	Sr.	5-8	175	3	Cleverly, Md./Archbishop Carroll
33	Maurice Bennett	LB	Sr.	5-10	220	3	Philadelphia, Pa./George Washington
14	Michael Bernhard	QB	So.	6-4	225	0	Allentown, Pa./William Allen
82	Craig Bloom	TE	Jr.	6-5	215	1	Monaca, Pa./Monaca
96	Keith Bloom	DL	Jr.	6-5	215	1	Monaca, Pa./Monaca
41	Adam Bozick	DB	Sr.	6-0	187	0	Uniontown, Pa./Uniontown Area
50	Andrew Brown	DE	Sr.	6-1	220	3	Windsor, Ontario/W.F. Herman
56	Chris Brungo	DL	Sr.	6-4	245	3	Allison Park, Pa./North Allegheny
60	Drew Buettner	OL	Sr.	6-4	290	2	Chagrin Falls, Ohio/Kenston
67	Jesse Campoamor	OL	Jr.	6-5	265	0	New York, N.Y./Brooklyn Poly Prep
15	Jeriah Cohen	CB	Jr.	5-9	170	1	Ocala, Fla./Bellevue
36	Blake Costanzo	LB	Sr.	6-0	220	3	Franklin Lakes, N.J./Ramapo
49	Shane Davenport	FB	Sr.	5-11	225	0	Shirley, Mass./Acton-Boxboro
16	Pat Davis	QB	Sr.	6-1	185	3	Landing, N.J./Roxbury
11	Michael DiPaola	QB	So.	6-2	185	0	Bergenfield, N.J./Bergenfield
7	James Dixon	WR	So.	5-11	180	0	Hobe Sound, Fla./South Fork
8	Duano Dorsey	WR	So.	6-0	170	0	Gaithersburg, Md./Quince Orchard
23	Anthony D'Urso	TB	So.	5-9	175	0	Fairfield, N.J./West Essex Regional
4	Archie Fisher	WR	Sr.	6-2	195	2	Hackettstown, N.J./Warren Hills
37	Kevin Ganascioli	FB	Jr.	6-2	200	0	Woodbine, Md./Glenelg
86	Brandon Hall	TE	Sr.	6-3	220	1	Oil City, Pa./Oil City
89	Ben Hoover	TE	So.	6-6	235	0	Chelmsford, Mass./Chelmsford
12	Chad Hunter	CB	Jr.	6-0	165	1	Winter Springs, Fla./Winter Springs
34	Jonathan Hurt	TB	Jr.	5-11	205	1	Orlando, Fla./Boone
84	Travis Hutson	WR	Jr.	5-11	170	1	Elkton, Fla./Pedro Menendez
21	Larry Johnson	DB	Sr.	5-10	175	3	Waldorf, Md./Westlake
19	Torian Johnson	S	Jr.	6-2	175	2	Largo, Fla./Largo
6	Bryan Kazimierowski	S	Jr.	6-4	185	1	Camp Hill, Pa./Cedar Cliff
10	Matthew Korn	PK	So.	5-8	160	0	Shirley, N.Y./William Floyd
53	Quindel Ladson	LB	So.	5-10	192	0	Philadelphia, Pa./Central
57	Joseph Lanzot	DL	Jr.	6-2	265	0	Monaca, Pa./Monaca
44	Justin Lauver	WR	Sr.	6-2	215	2	Winfield, Pa./Selinsgrove
46	Adrian Lawson	DB	So.	5-10	170	1	Hyattsville, Md./Northwestern
59	Greg Lippert	DL	So.	6-2	255	0	River Vale, N.J./Pascack Valley
93	Daniel Liseno	DL	Jr.	6-3	240	2	Clyde, N.Y./Clyde-Savannah
80	Kevin Logan	WR	So.	6-2	185	0	Toronto, Ontario/York Memorial
69	Kwame Lovell	DL	Sr.	6-6	280	0	Takoma Park, Md./DeMatha
61	John Lucas	OL	Jr.	6-3	250	0	Whitehouse Station, N.J./Hunterdon Cen.
62	Josh Lupini	OL	So.	6-3	270	0	Jessup, Pa./Valley View
47	Trey Martell	DB	Jr.	6-0	185	2	Sarasota, Fla./Sarasota
3	Brad Maurer	QB	Jr.	6-0	195	1	Loveland, Ohio/Kings
55	Stephen McFarlane	DL	Sr.	6-2	215	1	Jacksonville, Fla./Stanton College Prep
51	Odakwei Mills	LB	Sr.	6-0	206	0	Baltimore, Md./Western Tech
63	Joel Miner	OL	Sr.	6-4	290	1	Rochester Hills, Mich./Rochester Adams
24	Brandon Mitchell	TB	So.	5-11	185	0	Jacksonville, Fla./Ed White
27	Taj Murphy	DB	Sr.	5-11	185	2	Columbia, Md./Hammond
29	Tye Murphy	DB	Sr.	5-11	185	2	Columbia, Md./Hammond
65	Ryan Nase	OL	Jr.	6-3	310	0	Philadelphia, Pa./Father Judge
38	David Nelson	FB	Sr.	5-11	215	3	Dover, Mass./Xaverian Brothers
94	Tim Nish	DL	Sr.	5-11	250	0	Vernon, N.J./Vernon Twp.
79	Charles O'Mara	OL	So.	6-4	275	0	Nutley, N.J./Nutley
66	Pat O'Neill	OL	Jr.	6-5	300	0	Point Pleasant, N.J./Point Pleasant Borough
85	Joe Ort	WR	Sr.	6-4	210	1	Deltona, Fla./New Smyrna Beach
58	Mark Plumby	LB	So.	5-11	195	0	Wheeling, W.Va./Linsly
5	Matt Potter	LB	Jr.	6-0	190	0	Bethlehem, Pa./Nazareth
42	Marcel Quarterman	DB	So.	6-0	180	1	Philadelphia, Pa./Central
45	Kevin Reese	PK	So.	6-0	187	0	E. Stroudsburg, Pa./E. Stroudsburg So.
13	Kyle Roeder	WR	So.	5-10	175	0	Wyckoff, N.J./Ramapo
72	Mike Saint Germain	OL	Jr.	6-4	255	1	Morris Plains, N.J./Morristown
68	Eduardo Sanchez	DL	Sr.	6-2	257	0	Panama City, Panama/Clearwater Cen. Catholic
91	Luke Schade	DL	So.	6-3	260	0	Jersey City, N.J./St. Peter's Prep
28	Jeff Sejour	S	Sr.	5-11	180	0	Spring Valley, N.Y./Don Bosco Prep
52	Marvin Snipes	DL	Jr.	6-2	235	2	Philadelphia, Pa./Bartram
98	Kyle Sprenkle	DL	So.	6-3	245	1	Thomasville, Pa./Spring Grove
2	Brandon Stanford	WR	Sr.	5-10	165	3	Carlisle, Pa./Cumberland Valley
54	Justin Stovall	LB	Jr.	5-11	210	2	Melbourne, Fla./Palm Bay
78	Robert Stroble	OL	Sr.	6-5	290	2	Easton, Pa./Easton Area
76	Jack Thomson	OL	So.	6-6	280	0	Huntington, N.Y./Huntington
81	Chad Walker	TE	Sr.	6-5	220	3	Camp Hill, Pa./Cedar Cliff
25	Chris Williams	TB	Jr.	5-10	180	2	Philadelphia, Pa./Central
40	Ryan Williams	DB	So.	5-10	170	0	Harrisburg, Pa./Bishop McDevitt
31	Dion Witherspoon	LB	Sr.	6-0	215	3	Newport News, Va./Heritage
83	David Yankovich	P	So.	6-0	170	0	Richboro, Pa./Council Rock North
1	Rick Ziska	PK	Jr.	5-8	160	1	Sinking Spring, Pa./Wilson West Lawn

NEWCOMERS

No.	Name	Pos.	Cl.	Ht.	Wt.	Let.	Hometown/High School
9	Shaun Adair	WR	Fr.	5-10	170	0	Morristown, N.J./Morristown
99	Kody Babcock	DL	Fr.	6-5	215	0	West Lafayette, Ohio/Ridgewood
43	Chris Bacon	LB	Fr.	5-1	200	0	Jacksonville, Fla./Ed White
64	D.J. Brown	OL	Fr.	6-2	280	0	Pittsgrove, N.J./A.P. Schalick
26	Nigel Bryant	DB	Fr.	6-1	185	0	Dade City, Fla./Wesley Chapel
28	Marvin Clecidor	DB	Fr.	5-10	170	0	Lakeland, Fla./Lake Gibson
88	Michael Conte	TE	Fr.	6-3	240	0	New Providence, N.J./New Providence
35	Vince Gallo	FB	Fr.	6-2	230	0	Paramus, N.J./Paramus
30	Jamar Ingram	DB	Fr.	5-10	185	0	Cranford, N.J./Cranford
95	Jason Mills	DL	Fr.	6-2	225	0	Stony Point, N.Y./Don Bosco Prep
74	Joe Moore	OL	Fr.	6-3	225	0	Lawrenceville, N.J./Pennington
39	Jeff Mylet	FB	Fr.	6-1	235	0	Forty Fort, Pa./Bishop Hoban
75	Andrew Oppenheimer	OL	Fr.	6-4	280	0	Rockville Centre, N.Y./South Side
73	Will Orozco	OL	Fr.	6-3	285	0	Maywood, N.J./Hackensack
70	Leo Plenski	OL	Fr.	6-4	289	0	Bristol, Pa./Bristol
92	Brian Reddy	LB	Fr.	6-4	200	0	Morristown, Pa./Morristown
97	Mitch Rhodes	DL	Fr.	6-3	225	0	Altoona, Pa./Altoona Area
77	Jerrell Robinson	DL	Fr.	6-3	260	0	Paterson, N.J./Paterson Catholic
17	Andy Romans	LB	Fr.	5-11	210	0	Allendale, N.J./St. Joseph Regional
45	Joe Russo	FB	Fr.	5-11	215	0	Utica, N.Y./T.R. Proctor
18	Anthony Scriveri	LB	Fr.	6-1	195	0	Saddle Brook, N.J./Paramus Catholic
32	Tim Watson	TB	Fr.	5-11	185	0	Hawley, Pa./Wallenpaupack Area
22	Maurice White	TB	Fr.	5-7	190	0	Cleveland, Ohio/Benedictine
87	Brendan Willand	TE	Fr.	6-3	324	0	North Potomac, Md./Quince Orchard



Senior Defensive Back Larry Johnson



Lafayette Leopards

2004 Statistics

INDIVIDUAL STATISTICS

<u>RUSHING</u>	GP	Att.	Gain	Loss	Net	Avg.	TD	Long	Avg./G
McCourt, Joe	12	250	1,218	25	1,193	4.8	16	26	99.4
Maurer, Brad	12	148	838	195	643	4.3	9	71	53.6
Hurt, Jonathan	11	83	369	7	362	4.4	5	22	32.9
<u>PASSING</u>	G	Effic.	Att.-Cmp.	Int.	Pct.	Yds.	TD	Lng	Avg./G
Maurer, Brad	12	128.70	185-124	8	67.0	1,313	6	46	109.4
Davis, Pat	12	122.33	47-26	2	55.3	344	2	39	28.7
<u>RECEIVING</u>	G	No.	Yds.	Avg.	TD	Long	Avg./G		
Stanford, Brandon	12	33	299	9.1	1	28	24.9		
McCourt, Joe	12	25	192	7.7	1	15	16.0		
Ort, Joseph	9	18	275	15.3	1	37	30.6		
Walker, Chad	12	18	237	13.2	0	46	19.8		
Hutson, Travis	12	15	204	13.6	1	44	17.0		
<u>PUNT RETURNS</u>	No.	Yds.	Avg.	TD	Long				
Stanford, Brandon	20	114	5.7	0	18				
<u>INTERCEPTIONS</u>	No.	Yds.	Avg.	TD	Long				
Brown, Andrew	2	11	5.5	1	9				
Johnson, Torian	2	66	33.0	0	46				
<u>KICK RETURNS</u>	No.	Yds.	Avg.	TD	Long				
Johnson, Larry	27	625	23.1	0	46				
<u>FUMBLE RETURNS</u>	No.	Yds.	Avg.	TD	Long				
Costanzo, Blake	1	10	10.0	0	10				
Brown, Andrew	0	0	0.0	1	0				

----- PATs -----

<u>SCORING</u>	TD	FGs	Kick	Rush	Rev.	Pass	DXP	Saf.	Pts.
McCourt, Joe	17	0-0	0-0	0-1	0	0-1	0	0	102
Ziska, Rick	0	7-12	37-38	0-0	0	0-0	0	0	58
Maurer, Brad	9	0-0	0-0	0-0	0	0-1	0	0	54
Hurt, Jonathan	5	0-0	0-0	0-0	0	0-0	0	0	30
<u>TOTAL OFFENSE</u>	G	Plays	Rush	Pass	Total	Avg./G			
Maurer, Brad	12	333	643	1,313	1,956	163.0			
McCourt, Joe	12	251	1,193	28	1,221	101.8			
Davis, Pat	12	72	61	344	405	33.8			
Hurt, Jonathan	11	83	362	0	362	32.9			
<u>FIELD GOALS</u>	FG	Pct.	01-19	20-29	30-39	40-49	50-99	Lg.	Blk.
Ziska, Rick	7-12	58.3	0-0	4-6	0-2	3-4	0-0	48	2
<u>PUNTING</u>	No.	Yds.	Avg.	Long	TB	FC	I20	Blk.	
Davis, Mike	53	1,958	36.9	50	2	2	14	0	
<u>ALL PURPOSE</u>	G	Rush	Rec.	PR	KOR	IR	Tot.	Avg./G	
McCourt, Joe	12	1,193	192	0	8	0	1,393	116.1	
Maurer, Brad	12	643	0	0	0	0	643	53.6	
Johnson, Larry	12	0	0	0	625	0	625	52.1	
Stanford, Brandon	12	65	299	114	41	0	519	43.2	
Hurt, Jonathan	11	362	12	0	0	0	374	34.0	
Ort, Joseph	9	0	275	0	0	0	275	30.6	

DEFENSIVE LEADERS

Name	-----Tackles-----					--Sacks--		-----Pass Def-----			----Fumbles----		Blk	
	GP	UT	AT	Total	For	Loss	No.-Yds.	Int.-Yds.	BrUp	QBH	Rev.-Yds.	FF	Kick	Saf.
Bennett, M.	12	52	67	119	8.5-28	4.0-20	1-0	1	1	0-0	1	0	0	0
Costanzo, Blake	12	48	45	93	9.5-58	5.5-38	0-0	0	1	1-10	1	1	0	0
Brown, Andrew	12	35	26	61	3.0-21	2.5-20	2-11	2	0	3-0	2	0	0	0
Johnson, Larry	12	38	18	56	0-0	0-0	1-0	6	1	0-0	0	0	0	0
Kazimierowski, B	12	34	20	54	1.0-2	0-0	1-0	2	1	0-0	0	0	0	0
Witherspoon, D.	10	33	20	53	1.0-3	0.5-2	0-0	1	0	1-0	1	0	0	0
Johnson, Torian	12	23	26	49	1.0-2	1.0-2	2-66	4	0	0-0	0	0	0	0
Snipes, Marvin	12	28	18	46	12.5-43	6.0-30	0-0	1	0	0-0	3	1	0	0
Murphy, Tye	12	30	14	44	3.5-8	1.0-2	1-0	5	0	0-0	0	0	0	0
Martell, Trey	11	30	14	44	5.5-40	4.5-38	1-0	2	1	1-0	1	1	0	0
Erbe, Wes	8	21	20	41	1.0-10	1.0-10	0-0	0	0	1-0	0	0	0	0

TEAM STATISTICS

	LC	OPP.
SCORING	324	229
Points Per Game	27.0	19.1
FIRST DOWNS	244	228
Rushing	153	106
Passing	81	109
Penalty	10	13
RUSHING YARDAGE	2,553	1,665
Yards gained rushing	2,818	1,997
Yards lost rushing	265	332
Rushing Attempts	577	473
Average Per Rush	4.4	3.5
Average Per Game	212.8	138.8
TDs Rushing	33	15
PASSING YARDAGE	1,685	2,329
Att-Comp-Int	235-151-10	341-193-10
Average Per Pass	7.2	6.8
Average Per Catch	11.2	12.1
Average Per Game	140.4	194.1
TDs Passing	9	13
TOTAL OFFENSE	4,238	3,994
Total Plays	812	814
Average Per Play	5.2	4.9
Average Per Game	353.2	332.8
KICK RETURNS: #-YARDS	38-746	53-1,063
PUNT RETURNS: #-YARDS	22-138	28-278
INT RETURNS: #-YARDS	10-77	10-110
KICK RETURN AVERAGE	19.6	20.1
PUNT RETURN AVERAGE	6.3	9.9
INT RETURN AVERAGE	7.7	11.0
FUMBLES-LOST	14-6	20-12
PENALTIES-YARDS	47-417	54-479
Average Per Game	34.8	39.9
PUNTS-YARDS	53-1,958	53-1,775
Average Per Punt	36.9	33.5
Net punt average	31.7	30.9
TIME OF POSSESSION/GAME	31:26	28:30
3RD-DOWN CONVERSIONS	71/165	72/173
3rd-Down Pct	43%	42%
4TH-DOWN CONVERSIONS	19/24	15/26
4th-Down Pct	79%	58%
SACKS BY-YARDS	31-194	28-165
MISC YARDS	10	87
TOUCHDOWNS SCORED	44	29
FIELD GOALS-ATTEMPTS	7-12	8-13
PAT-ATTEMPTS	37-39	23-26
ATTENDANCE	28,191	41,369
Games/Avg Per Game	4/7,048	8/5,171

SCORE BY QUARTERS

	1st	2nd	3rd	4th	OT	Total
LAFAYETTE	70	74	87	93	324	
Opponents	48	79	37	65	229	

Lehigh Mountain Hawks



Senior Quarterback Mark Borda



Senior Defensive Lineman Royce Morgan



Dr. Gregory Farrington
President



Joe Sterrett
Athletic Director



Jeff Tourial
SID

Quick Facts

Location	Bethlehem, Pa.
Founded	1865
Enrollment	4,700
Nickname	Mountain Hawks
Colors	Brown & White
President	Dr. Gregory Farrington
Athletic Director	Joe Sterrett
Football SID	Jeff Tourial
Office Phone	(610)758-3158
Fax	(610)758-4407
Email	jat8@lehigh.edu
Website	www.lehighsports.com
Head Coach	Pete Lembo
Stadium (Capacity)	Goodman Stadium (16,000)
Playing Surface	Grass
Press Box Phone	(610)758-4903
2004 Record	9-3, 5-1 PL
2004 Postseason	NCAA Quarterfinalist
All-Time Record	121 years, 601-535-46 (.528)
All-Time Record In PL	19 years, 71-31-1
PL Championships	7 (1993, '95, 1998-2001, 2004)
Offensive Formation	Multiple
Defensive Formation	Multiple
Offensive Starters Returning/Lost	7/4
Defensive Starters Returning/Lost	6/5
Radio Outlets	WEEX-1230 AM
.....	WTKZ-1320 AM
.....	WYNS-1160 AM
Play-by-Play	Matt Kerr (9th season)

Coaching Staff



Pete Lembo
Head Coach

Coaching File: Lehigh University, Assistant Head Coach/Running Backs/Offensive Line/Recruiting Coordinator (2000); Lehigh University, Running Backs/Offensive Line/Recruiting Coordinator (1998-99); Hampden-Sydney College, Offensive Coordinator/Offensive Line/Recruiting Coordinator (1997); Dartmouth College, Offensive Tackles & Tight Ends (1994-96); University at Albany, Offensive Line (1992-93)

Education: Georgetown University, B.A. (1992); University at Albany, M.S. (1994)

Personal: Born Apr. 16, 1970; Married July 5, 1997 to Jennifer Kochis; Two children, Sophia (4) & A.J. (1)

Career Record: 36-11 (4 years)

Record at Lehigh: same

Year	vs. Patriot League	Overall Record
2001	7-0	11-1
2002	4-3	8-4
2003	6-1	8-3
2004	5-1	9-3
Totals	22-5	36-11

Assistant Coaches

Offensive Coordinator/Quarterbacks: **Chris Rorke**
 Defensive Coordinator/Defensive Backs: **Gerard Wilcher**
 Receivers/Special Teams: **Adam Scheier**
 Recruiting Coordinator/Offensive Line: **John Powers**
 Defensive Line: **Jay Bateman**
 Linebackers: **Tony Trisciani**
 Tight Ends: **R.J. Ryan**
 Assistant Defensive Backs: **Jim Jackson**
 Assistant Linebackers: **Rob Melosky**
 Assistant Offensive Line: **Chris Shank**
 Assistant Defensive Line: **Jason Martin**
 Kickers and Punters: **Jeff Dinnocenti**

Lehigh Mountain Hawks

Mountain Hawks Notes

- ← Lehigh has won outright or shared seven Patriot League championships, more than any other League member. The Mountain Hawks own the highest winning percentage in all of Division I-AA over the last seven seasons, winning 82.35 percent of their contests during that time span.
- ← LU returns seven starters and four All-Patriot League selections to an offense that led the League in scoring at 29 points per game in 2004.
- ← Senior quarterback **Mark Borda**, a second team All-League selection last year, ranked 10th nationally in quarterback efficiency as a junior. Borda completed over 62 percent of his passes, throwing 24 touchdowns with just six interceptions in 2004.
- ← The Lehigh offense will have to make up for the loss of All-American tight end **Adam Bergen**, who led every major statistical category for tight ends nationally last year. Senior wide receiver **Gerran Walker** will be expected to play an increased role this year. He averaged over 17.5 yards per catch last year and caught four touchdown passes.
- ← The LU defense led the Patriot League and ranked sixth nationally in 2004 in fewest points per game allowed. The Mountain Hawks return six starters to the defensive side of the ball in 2005.
- ← After a breakout season in 2004, senior linebacker **Anthony Graziani** returns in 2005. Last year, Graziani registered 111 tackles and 4.5 sacks en route to earning first team All-League accolades.
- ← The 2005 schedule pits Lehigh against three top 25 teams from a season ago. LU will visit perennial top 10 Delaware and Harvard (10-0 in 2004), and the Mountain Hawks will play host to rival Lafayette. In addition, the Hawks will square off with Monmouth, the 2004 NEC champions.

Media Information

Credential requests should be made to **Jeff Tourial**, Sports Information Director, Lehigh University, 641 Taylor Street, Bethlehem, Pa., 18015, or by calling (610) 758-3158. Visiting phone lines for radio broadcasts are available for \$100 and must be secured through the Sports Information Office. Postgame press conferences take place in the Stadium House in the north end of the stadium.

Players to Watch



#14 Mark Borda
Sr., QB, 6-2, 200
Bethlehem, Pa./Bethlehem Catholic
2004: Good on 205-of-330 passes for 2,682 yards and 24 TDs vs. six INTs; 150.75 QB rating was PL-best in first year as starter.



#2 Eric Rath
Jr., TB, 5-7, 190
Mt. Pocono, Pa./Pius X
2004: LU's leading rusher with 993 yards and 13 TDs, also contributed to passing game with 21 catches for 261 yards.



#51 Adam Selmasska
Sr., OL, 6-3, 284
Easton, Pa./Easton
2004: Second team All-Patriot League as a junior; part of the League's highest scoring-offense in '04 at 28.8 points per game.



#26 Anthony Graziani
Sr., LB, 5-11, 200
Pen Argyl, Pa./Pen Argyl
2004: Returns for a fifth-year; was named PL Defensive Player of the Week after an 18-tackle game in a televised win vs. Colgate.



#3 Kaloma Cardwell
Sr., DB, 5-10, 190
Philadelphia, Pa./Central
2004: Second on the team with 59 tackles and tied for the lead with three interceptions, which he returned for 65 yards.



#74 Josh Cooney
Sr., DL, 6-1, 257
Whitehall, Pa./Central Catholic
2004: Played just three games and recorded five tackles.

2005 Schedule

Date	Opponent	Time
Sept. 3	MONMOUTH	1 p.m.
Sept. 10	at Delaware	7 p.m.
Sept. 17	Open	
Sept. 24	at VMI	1 p.m.
Oct. 1	at Harvard	12:30 p.m.
Oct. 8	HOLY CROSS *	1 p.m.
Oct. 15	YALE	1 p.m.
Oct. 22	at Bucknell *	1 p.m.
Oct. 29	at Colgate *	1 p.m.
Nov. 5	GEORGETOWN *	12:30 p.m.
Nov. 12	at Fordham *	1 p.m.
Nov. 19	LAFAYETTE *	12:30 p.m.

* Patriot League game/HOME GAMES in all caps


2004 Results (9-3, 5-1 PL)

Date	Opponent	Result
Sept. 4	STONY BROOK	W, 25-2
Sept. 11	VILLANOVA	L, 22-16
Sept. 18	at Liberty	W, 34-16
Oct. 2	ALBANY	W, 44-14
Oct. 9	at Holy Cross *	W, 42-14
Oct. 16	at Yale	W, 30-24
Oct. 23	BUCKNELL *	W, 40-7
Oct. 30	COLGATE *	W, 21-14
Nov. 6	at Georgetown *	W, 49-18
Nov. 13	FORDHAM *	W, 21-14
Nov. 20	at Lafayette *	L, 24-10
Nov. 27	JAMES MADISON (NCAA)	L, 14-13

Lehigh Mountain Hawks



Roster

No.	Name	Pos.	Cl.	Ht.	Wt.	Hometown/High School	No.	Name	Pos.	Cl.	Ht.	Wt.	Hometown/High School
68	Kyle Adams	OL	Jr.	6-3	237	Atlanta, Ga./Marist School	2	Eric Rath	TB	Jr.	5-7	190	Mt. Pocono, Pa./Pius X
65	Eric Anderson	OL	Sr.	6-4	268	Pittsburgh, Pa./Shady Side Academy	62	John Reese	OL	Jr.	6-1	268	Cleveland, Ohio/St. Edward
4	Aaron Argenta	WR	Sr.	6-1	201	Greensburg, Pa./Greater Latrobe	76	Jason Russell	OL	Jr.	6-4	262	Bainbridge, Ohio/Hudson
24	Julian Austin	DB	Jr.	5-10	200	Edison, N.J./Bishop Ahr	51	Adam Selmasska	OL	Sr.	6-3	284	Easton, Pa./Easton
38	Daynin Blake	DB	So.	5-10	175	Ann Arbor, Mich./Ann Arbor-Huron	81	Ted Smith	DL	So.	6-3	230	Princeton, N.J./Montgomery
14	Mark Borda	QB	Sr.	6-2	200	Bethlehem, Pa./Bethlehem Catholic	36	Travis Stinson	DB	Jr.	5-10	186	Griffin, Ga./Griffin
32	Owen Breiningner	LB	Sr.	6-2	227	Richlandtown, Pa./Palisades	67	Shaun Strickland	OL	Sr.	6-2	285	Dover, Del./The Hill School
53	Brendan Caffrey	OL	So.	6-2	280	Branford, Conn./St. Thomas More	88	Joe Sutherland	WR	Jo.	6-3	190	Basking Ridge, N.J./Ridge
39	Rusty Champion	DB	Jr.	5-10	195	Long Valley, N.J./West Morris Central	28	Brannan Thomas	DB	Jr.	5-11	175	Belle Glade, Fla./Glades Day School
3	Kaloma Cardwell	DB	Sr.	5-10	190	Philadelphia, Pa./Central	83	Lee Thomas	WR	Jr.	6-1	182	New Orleans, La./Jesuit
41	Chris Carlton	DB	So.	6-1	195	Slidell, La./Salmen	22	Marques Thompson	TB	Jr.	5-5	165	Baltimore, Md./Calvert Hall College
74	Josh Cooney	DL	Sr.	6-1	257	Whitehall, Pa./Central Catholic	16	Sedale Threatt	QB	So.	6-2	190	Mattapan, Mass./Valley Forge Military
27	Ryan Copacia	TB	So.	5-9	165	Rochester Hills, Mich./Rochester Adams	72	Tom Toth	OL	Sr.	6-4	272	Fogelsville, Pa./Northwestern
20	Devin Dobson	DB	Jr.	5-8	176	Lake Worth, Fla./Santaluces	23	Frank Trovato	WR	Jr.	5-9	154	Bethlehem, Pa./Bethlehem Catholic
61	Mike Dodson	OL	So.	6-2	285	Lancaster, Pa./Manheim Twp.	16	Brian Tucker	DB	So.	5-11	180	Parkland, Fla./Marjory Stoneman Douglas
86	Pete Donchez	WR	So.	6-4	210	Bethlehem, Pa./Bethlehem Catholic	9	Gerran Walker	WR	Sr.	5-9	191	Atlanta, Ga./Alonzo A. Crim
79	Maher Elasmr	OL	So.	6-3	245	Plano, Texas/ Plano West Senior	58	Justin Weaver	LB	So.	5-10	220	College Park, Ga./Creekside
37	Courtney Elder	DB	Jr.	5-11	174	Glen Heights, Texas/Greenhill	98	Justin Welsh	TE	So.	6-4	205	Freedom, Pa./Freedom
90	Paul Fabre	DL	Jr.	6-1	246	Beverly Hills, Mich./Detroit Country Day	44	Chris Zambrano	DL	Sr.	5-11	260	Whitestone, N.Y./St. Francis Prep
48	Greg Fay	FB	Sr.	6-0	230	Jackson, Tenn./University School	85	Kevin Zebluim	WR	Sr.	6-0	183	North Wales, Pa./North Penn
27	Richard Forman	TB	So.	5-6	165	Millville, N.J./Millville	NEWCOMERS						
31	Laquan Gasaway	DB	So.	5-10	190	Bridgewater, N.J./Bridgewater-Raritan							
33	Rashaun Gasaway	DB	So.	5-10	190	Bridgewater, N.J./Bridgewater-Raritan							
43	Aaron Gillard	DB	So.	6-0	175	Norcross, Ga./Norcross							
46	Beau Goodhart	LB	So.	5-11	195	Sycamore Twp., Ohio/Moeller	No.	Name	Pos.	Cl.	Ht.	Wt.	Hometown/High School
26	Anthony Graziani	LB	5th	5-11	200	Pen Argyl, Pa./Pen Argyl	-	Kevin Bayani	OL	Fr.	6-3	250	Bogota, N.J./Bogota
18	Micah Greene	LB	Jr.	5-8	231	Richmond, Va./Hermitage	-	Paul Bode	DL	Fr.	6-3	225	New Orleans, La./De La Salle
89	Andre Hall	WR	So.	6-3	200	Wyndmoor, Pa./Springfield Twp.	-	Quadir Carter	RB/DB	Fr.	5-9	185	Bethlehem, Pa./The Hill School
80	Grant Hartman	WR	Jr.	5-11	200	Gettysburg, Pa./Gettysburg Area	-	Patrick Casey	OL	Fr.	6-3	300	Bel Air, Md./John Carroll School
60	Colin Hewko	OL	Jr.	6-3	287	Delran, N.J./Delran	-	Joe Catalano	FB/LB	Fr.	5-11	235	Albany, N.Y./Christian Bros. Acad.
55	Tyrell Jenkins	DL	Jr.	5-11	258	Richmond, Va./Hermitage	-	Tim Diamond	OLB	Fr.	6-0	190	Ringwood, N.J./Lakeland
63	Jimmy Kehs	OL	So.	6-4	280	Gilbertsville, Pa./Boyertown Area	-	Max El-Hag	LB	Fr.	5-11	225	Bedford, N.Y./Lawrenceville School
29	Claude Kershner	LB	Jr.	5-11	212	Miami, Fla./The Gunnery	-	Kevin Evanko	OL	Fr.	6-3	270	Long Valley, N.J./W. Morris Cen.
6	Adam Kovacs	WR	5th	6-0	185	Hellertown, Pa./Saucon Valley	-	Mike Fitzgerald	WR	Fr.	5-10	175	Hackettstown, N.J./Warren Hills
50	Joel Kriss	DL	So.	6-4	220	Chesterfield, Mo./Parkway Central	-	Troy Healion	TE	Fr.	6-4	230	Wyckoff, N.J./Ramapo
30	Calvin LaMont	DB	Jr.	5-11	164	Piscataway, N.J./Piscataway	-	Ben Ivester	WR	Fr.	5-8	160	Austin, Texas/Westlake
42	Chris LaMont	LB	Jr.	5-11	200	Piscataway, N.J./Piscataway	-	Brian Jackson	DL	Fr.	6-1	250	Totawa, N.J./Bergen Catholic
17	Courtney Leffall	DB	Jr.	5-7	167	Dallas, Texas/Greenhill	-	Keith Johnson	DL	Fr.	6-4	240	Lexington, Ky./Lafayette
96	Landon Maggs	TE	Jr.	6-2	230	Galloway, Ohio/Westland	-	Nick Johnson	WR	Fr.	6-0	170	Lusby, Md./Shiloh Christian
38	Josh Mann	P	Sr.	5-11	190	Richboro, Pa./Council Rock	-	Alex Kuziel	TE	Fr.	6-4	240	Ellicott City, Md./Cardinal Gibbons
13	Kevin Marshall	QB	So.	6-4	225	Greensboro, N.C./Walter Hines Page	-	Jason Leo	P/K	Fr.	5-9	175	Harleysville, Pa./Souderton
93	Will Mitchell	DL	Sr.	6-0	285	Dallas, Texas/Greenhill School	-	Jarvis Lewis	DB/WR	Fr.	5-10	175	New Orleans, La./Metairie Country Day
92	Matt Mohler	DL	Jr.	6-3	240	Morgantown, W.Va./Morgantown	-	Matt McGowan	RB	Fr.	5-11	195	Hazelton, Pa./Hazelton
19	Ernest Moore	DB	So.	5-10	180	Detroit, Mich./St. Martin De Porres	-	Scott Novack	OL	Fr.	6-3	255	Marion Heights, Pa./Mount Carmel
56	Royce Morgan	DL	Sr.	6-1	254	Avenel, N.J./Colonia	-	Ben Pravata	OLB	Fr.	6-1	217	Randolph, N.J./Randolph
97	Peter Morelli	TE	Jr.	6-3	253	Ridgefield, Conn./Ridgefield	-	Branded Scott	DB	Fr.	5-11	175	Lakewood, N.J./Lakewood
19	Bilal Morris	WR	Jr.	5-5	140	Edgewater Park, N.J./Peddie	-	Kyle Skoczen	WR	Fr.	6-2	210	Berea, Ohio/Saint Edward's
91	Mike Murawinski	DL	So.	6-2	230	Lincroft, N.J./Middletown	-	Brad Thomas	OLB	Fr.	5-11	190	Marietta, Ga./South Cobb
39	Justin Musiek	K	Jr.	5-10	180	Hanover, N.H./Hanover	-	Chris Tiefertal	OL	Fr.	6-4	240	Plainwell, Mich./Plainwell
34	Andrew Nelson	DB	Sr.	6-0	194	Lakewood, N.J./Lakewood	-	Dan Torino	LB	Fr.	6-0	225	Whitehouse Station, N.J./Hunterdon Cen.
69	Nick Oakley	DL	Jr.	6-3	247	Virginia Beach, Va./Ocean Lakes	-	Brendan Van Ackeren	DB	Fr.	5-10	165	Bethlehem, Pa./Liberty
74	David O'Brien	OL	So.	6-2	250	Lansdale, Pa./St. Joseph's Prep	-	Jon Warren	DL	Fr.	6-1	250	Gilbertsville, Pa./Boyertown
25	Greg Petrosky	WR	Sr.	5-9	174	Moosic, Pa./Scranton Prep	-	Adam Watson	FB	Fr.	6-0	225	Teaneck, N.J./Bergen Catholic
71	James Petruccelli	OL	Jr.	6-3	283	Greenville, Del./St. Mark's	-	Sekou Yansane	DB/WR	Fr.	6-1	175	Potomac, Md./Winston Churchill
47	John Piascik	FB	So.	6-2	225	Salisbury Mills, N.Y./Cornwall Central							
70	Andrew Plummer	OL	Jr.	6-5	254	Doylestown, Pa./Central Buck West							
21	Winfred Porter	WR	Sr.	5-11	178	Hollywood, Fla./Stranahan							
10	Mike Probst	QB	Jr.	6-2	217	Harrisburg, Pa./Central Dauphin							
59	Matt Purdy	LB	Sr.	6-3	217	Sunbury, Pa./Shikellamy							
35	Eric Rakus	DL	Jr.	6-0	248	Suffield, Conn./Suffield Academy							

Junior tailback Eric Rath



Lehigh Mountain Hawks

2004 Statistics

INDIVIDUAL STATISTICS

RUSHING	GP	Att.	Gain	Loss	Net	Avg.	TD	Long	Avg./G
Rath, Eric	12	211	1,025	32	993	4.7	13	50	82.8
Thompson, M.	11	92	475	12	463	5.0	2	38	42.1
Borda, Mark	12	116	379	265	114	1.0	1	19	9.5
PASSING	G	Effic.	Att.-Cmp.	Int.	Pct.	Yds.	TD	Lng	Avg./G
Borda, Mark	12	150.75	330-205-6	62.1	2,682	24	73	223.5	
Keating, Kyle	12	-3.93	6-2-2	33.3	21	0	15	1.8	
RECEIVING	G	No.	Yds.	Avg.	TD	Long	Avg./G		
Bergen, Adam	12	54	634	11.7	8	46	52.8		
Walker, Gerran	10	26	456	17.5	4	73	45.6		
Zebblum, Kevin	12	26	243	9.3	1	36	20.2		
Rath, Eric	12	21	261	12.4	0	39	21.8		
Thompson, Marques	11	20	186	9.3	6	35	16.9		
PUNT RETURNS	No.	Yds.	Avg.	TD	Long				
Morris, Bilal	13	72	5.5	0	16				
Petrosky, Greg	12	130	10.8	0	34				
INTERCEPTIONS	No.	Yds.	Avg.	TD	Long				
Nelson, Andrew	3	1	0.3	0	1				
Thomas, Brannan	3	81	27.0	0	67				
Cardwell, Kaloma	3	65	21.7	1	31				
KICK RETURNS	No.	Yds.	Avg.	TD	Long				
Walker, Gerran	20	484	24.2	1	89				
Zebblum, Kevin	9	185	20.6	0	46				
FUMBLE RETURNS	No.	Yds.	Avg.	TD	Long				
Ford, Karrie	1	40	40.0	1	40				
Smith, Duane	1	2	2.0	0	2				
Alfsen, Tom	1	74	74.0	1	74				

----- PATs -----

SCORING	TD	FGs	Kick	Rush	Rev.	Pass	DXP	Saf.	Pts.
Rath, Eric	13	0-0	0-0	0-0	0	0-0	0	0	78
Thompson, M.	8	0-0	0-0	0-0	0	0-0	0	0	48
Bergen, Adam	8	0-0	0-0	0-0	0	0-0	0	0	48
Musiek, Justin	0	3-7	23-28	0-0	0	0-0	0	0	32

TOTAL OFFENSE

	G	Plays	Rush	Pass	Total	Avg./G
Borda, Mark	12	446	114	2,682	2,796	233.0
Rath, Eric	12	211	993	0	993	82.8
Thompson, Marques	11	92	463	0	463	42.1

FIELD GOALS

	FG	Pct.	01-19	20-29	30-39	40-49	50-99	Lg.	Blk.
McNelis, Matt	4-9	44.4	0-0	2-3	0-1	2-5	0-0	43	0
Musiek, Justin	3-7	42.9	1-1	1-2	0-3	1-1	0-0	40	1

PUNTING

	No.	Yds.	Avg.	Long	TB	FC	I20	Blk.
Keating, Kyle	53	2016	38.0	57	2	10	16	0

ALL PURPOSE

	G	Rush	Rec.	PR	KOR	IR	Tot.	Avg./G
Rath, Eric	12	993	261	0	70	0	1,324	110.3
Walker, Gerran	10	15	456	0	484	0	955	95.5
Thompson, M.	11	463	186	0	0	0	649	59.0
Bergen, Adam	12	0	634	0	0	0	634	52.8

DEFENSIVE LEADERS

NAME	Tackles					Sacks			Pass Def.			Fumbles		Blk	
	GP	UT	AT	Total	For	Loss	No.-Yds.	Int.-Yds.	BrUp	QBH	Recv.-Yds.	FF	Kick	Saf.	
Graziani, Anthony	12	63	48	111	7.5-39	4.5-32	2-13		1	1	1-0	0	0	0	
Cardwell, Kaloma	7	42	17	59	2.5-3		0-0		2	0	0-0	1	0	0	
Alfsen, Tom	12	30	28	58	10.0-52	10.0-54	0-0		0	0	1-74	0	0	0	
Ford, Karrie	11	34	20	54	0-0	0-0	1-1		3	0	1-40	1	0	0	
Lawrence, Tristan	12	25	24	49	12.0-47	7.5-47	0-0		0	1	0-0	0	0	0	
Breining, Owen	12	20	27	47	1.0-1	0-0	0-0		0	0	0-0	0	0	0	
Nelson, Andrew	12	33	13	46	4.0-12	3.0-11	3-1		2	1	1-0	4	0	0	
Boozer-Gallman	12	33	13	46	3.5-24	0-0	2-97		7	1	0-0	0	0	0	
Austin, Julian	12	21	16	37	2.5-7	0-0	1-11		4	1	0-0	0	0	0	
Purdy, Matt	12	23	13	36	2.0-8	0-0	0-0		1	1	0-0	0	0	0	
Smith, Duane	12	23	10	33	1.0-3	0-0	0-0		0	1	0-0	5	0	1	

TEAM STATISTICS

	LU	OPP.
SCORING	345	193
Points Per Game	28.8	16.1
FIRST DOWNS	228	215
Rushing	99	97
Passing	114	102
Penalty	15	16
RUSHING YARDAGE	1,638	1,513
Yards gained rushing	1,987	1,954
Yards lost rushing	349	441
Rushing Attempts	455	469
Average Per Rush	3.6	3.2
Average Per Game	136.5	126.1
TDs Rushing	18	18
PASSING YARDAGE	2,703	2,180
Att-Comp-Int	336-207-8	361-208-20
Average Per Pass	8.0	6.0
Average Per Catch	13.1	10.5
Average Per Game	225.2	181.7
TDs Passing	24	6
TOTAL OFFENSE	4,341	3,693
Total Plays	791	830
Average Per Play	5.5	4.4
Average Per Game	361.8	307.8
KICK RETURNS: #-YARDS	35-739	53-1003
PUNT RETURNS: #-YARDS	40-302	25-182
INT RETURNS: #-YARDS	20-271	8-36
KICK RETURN AVERAGE	21.1	18.9
PUNT RETURN AVERAGE	7.6	7.3
INT RETURN AVERAGE	13.6	4.5
FUMBLES-LOST	19-8	20-8
PENALTIES-YARDS	66-565	59-515
Average Per Game	47.1	42.9
PUNTS-YARDS	53-2016	66-2378
Average Per Punt	38.0	36.0
Net punt average	34.6	31.5
TIME OF POSSESSION/GAME	29:15	30:45
3RD-DOWN CONVERSIONS	74/163	54/178
3rd-Down Pct	45%	30%
4TH-DOWN CONVERSIONS	9/17	15/34
4th-Down Pct	53%	44%
SACKS BY-YARDS	40-226	40-255
MISC YARDS	116	33
TOUCHDOWNS SCORED	47	26
FIELD GOALS-ATTEMPTS	7-16	3-7
PAT-ATTEMPTS	40-45	20-22
ATTENDANCE	63,706	46,955
Games/Avg Per Game	7/9,101	5/9,391

SCORE BY QUARTERS

	1st	2nd	3rd	4th	OT	Total
LEHIGH	84	96	74	91	0	345
Opponents	20	78	54	41	0	193

2004 Season Review



Dante Ross, Bucknell
2005 Patriot League Preseason Special Teams Player of the Year
2004 Patriot League Special Teams Player of the Year

2004 Review

FINAL 2004 STANDINGS

Team	LEAGUE					OVERALL					Streak
	W	L	Pct.	PF	PA	W	L	Pct.	PF	PA	
#* Lafayette	5	1	.833	165	91	8	4	.667	324	229	-1
#* Lehigh	5	1	.833	183	91	9	3	.750	345	193	-2
Bucknell	4	2	.667	170	127	7	4	.636	296	221	+4
Colgate	4	2	.667	157	117	7	4	.636	261	225	+1
Fordham	2	4	.333	160	158	5	6	.455	288	270	-3
Holy Cross	1	5	.167	134	251	3	8	.273	240	367	+1
Georgetown	0	6	.000	77	201	3	8	.273	174	280	-1

- Qualified for 2004 NCAA Division I-AA playoffs/* - Clinched share of 2004 Patriot League title

2004 PATRIOT LEAGUE FOOTBALL ALL-LEAGUE TEAMS

First Team

Offense

Pos.	Name, School	Yr.
QB	Daris Wilson, Bucknell	Sr.
RB	Jamaal Branch, Colgate	Sr.
RB	Joe McCourt, Lafayette	Sr.
WR	Luke Graham, Colgate	Sr.
WR	DeWayne Long, Colgate	Sr.
TE	Adam Bergen, Lehigh	Sr.
OL	Jared Amatuzzo, Fordham	Sr.
OL	Stephen Bono, Lafayette	Sr.
OL	Joe Ungrady, Lafayette	Sr.
OL	Justin Terry, Lehigh	Sr.
OL	Jason Morrell, Lehigh	Sr.
K	Micah Clukey, Fordham	So.

Defense

Pos.	Name, School	Yr.
DL	Sean Conover, Bucknell	Jr.
DL	Michael Ononibaku, Georgetown	Jr.
DL	Tom Alfsen, Lehigh	Sr.
DL	Tristan Lawrence, Lehigh	Sr.
LB	NaQuinton Gainous, Fordham	Sr.
LB	Maurice Bennett, Lafayette	Jr.
LB	Anthony Graziani, Lehigh	Sr.
DB	Virgil Rush, Bucknell	Sr.
DB	Jerome Acy, Bucknell	Sr.
DB	Thaddeus Kornegay, Fordham	Sr.
DB	Karrie Ford, Lehigh	Sr.
P	Kyle Keating, Lehigh	Sr.

Second Team

Offense

Pos.	Name, School	Yr.
QB	Mark Borda, Lehigh	Jr.
RB	Steve Silva, Holy Cross	Sr.
RB	Eric Rath, Lehigh	Jr.
WR	Steve Porco, Fordham	Sr.
WR	Gerran Walker, Lehigh	Jr.
TE	James Caffarello, Fordham	Jr.
OL	Jon Scharf, Bucknell	Sr.
OL	Aaron DeGraffenreidt, Bucknell	Sr.
OL	Dave Cannon, Holy Cross	Jr.
OL	Drew Buettner, Lafayette	Sr.
OL	Adam Selmasska, Lehigh	Jr.
K	Mike DeSantis, Holy Cross	So.

Defense

Pos.	Name, School	Yr.
DL	Corey Mayo, Bucknell	Jr.
DL	Eddie Gordon, Fordham	Sr.
DL	Aki Jones, Fordham	Sr.
DL	Alex Buzbee, Georgetown	So.
LB	Kevin Ransome, Bucknell	Sr.
LB	Jared Nepa, Colgate	Jr.
LB	Tyrone Thorne, Fordham	Sr.
LB	Blake Costanzo, Lafayette	Jr.
DB	Geoff Bean, Colgate	So.
DB	Maurice Banks, Georgetown	Jr.
DB	Kaloma Cardwell, Lehigh	Jr.
DB	Neil Boozer-Gallman, Lehigh	Sr.
DB	Andrew Nelson, Lehigh	Jr.
P	Anthony DiFino, Fordham	Jr.
P	Mike Davis, Lafayette	Sr.

* - Due to ties in voting, there are 15 members of the second team defense.

- Offensive Player of the Year** – Joe McCourt, Lafayette
- Defensive Player of the Year** – Sean Conover, Bucknell
- Special Teams Player of the Year** – Dante Ross, Bucknell
- Rookie of the Year** – Jonte Coven, Fordham
- Coach of the Year** – Frank Tavani, Lafayette



Bucknell's *Daris Wilson*, the 2004 All-Patriot League first team quarterback.

2004 Review



POSTSEASON

1st Round -- Nov. 27 at Goodman Stadium, Bethlehem, Pa.

James Madison	7	7	0	0	14
Lehigh	0	10	3	0	13

JM - (6:07 1st) - Rascati 9 run (Rabil kick)
 L - (13:40 2nd) - McNelis 43 FG
 L - (7:40 2nd) - Rath 6 run (McNelis kick)
 JM - (1:01 2nd) - Hines 1 run (Rabil kick)
 L - (3:55 3rd) - McNelis 28 FG

Team	James Madison	Lehigh
First Downs	17	16
Rushes-Yds.	50-207	23-22
Passing Yards	122	215
Att.-Comp.-Int.	20-14-1	36-23-0
Total Net Yards	329	237
Return Yards	33	55
Punts-Avg.	4-39.8	5-36.0
Fumbles-Lost	2-0	2-0
Penalties-Yards	7-91	6-37
Time of Possession	34:03	25:57
Att. - 6,116		

Individual Leaders

Rushing: James Madison: Hines 29-191, Rascati 12-32, Iorio 1-5, Banks 3-(-1), Bolton 1-(-5), Baker 1-(-9). Lehigh: Rath 6-43, M. Thompson 5-26, Borda 12-(-47).

Passing: James Madison: Rascati 14-19-0-122, Englehart 0-1-1-0. Lehigh: Borda 23-36-0-215.

Receiving: James Madison: Bransford 3-28, Tolley 3-17, Boxley 2-23, Hines 2-11, Ridley 1-13, Banks 1-12, Baker 1-11, Hinds 1-7. Lehigh: Zebblum 7-57, Rath 4-46, M. Thompson 4-31, Bergen 3-23, Thomas 2-15, Walker 1-23, Porter 1-13, Kovacs 1-7.

1st Round -- Nov. 27 at Delaware Stadium, Newark, Del.

Lafayette	0	7	0	7	14
Delaware	7	6	0	15	28

D - (8:22 1st) - Cuff 5 run (Shushman kick)
 L - (8:39 2nd) - Stubits 3 pass from Maurer (Ziska kick)
 D - (2:47 2nd) - Riccio 2 run (kick failed)
 L - (11:25 4th) - McCourt 1 run (Ziska kick)
 D - (6:26 4th) - Riccio 6 run (Selk pass from Riccio)
 D - (2:56 4th) - Garron 87 fumble return (Shushman kick)

Team	Lafayette	Delaware
First Downs	18	26
Rushes-Yds.	40-94	50-236
Passing Yards	211	148
Att.-Comp.-Int.	27-19-0	31-14-1
Total Net Yards	305	384
Return Yards	53	69
Punts-Avg.	5-35.4	2-35.5
Fumbles-Lost	1-1	1-0
Penalties-Yards	6-51	7-65
Time of Possession	30:04	29:56
Att. - 13,707		

Individual Leaders

Rushing: Lafayette: McCourt 13-50, Hurt 7-19, Maurer 19-16, Green 1-9. Delaware: Cuff 23-109, Riccio 17-74, Starks 9-50, Lee 1-3.

Passing: Lafayette: Maurer 19-27-0-211. Delaware: Riccio 14-31-1-148.

Receiving: Lafayette: Stanford 6-66, Ort 3-29, McCourt 3-8, Walker 2-70, Green 2-9, Lauver 1-22, Hutson 1-4, Stubits 1-3. Delaware: Ingram 4-47, Long 4-41, Bleymaier 3-27, Boler 2-21, Selk 1-12.

WEEKLY AWARDS

Offensive Player of the Week

Sept. 6 Kim Sarin, Jr., RB, Georgetown
 Sept. 13 Joe McCourt, Sr., RB, Lafayette
 Sept. 20 Daris Wilson, Sr., QB, Bucknell
 Sept. 27 Derric Daniels, Soph., QB, Fordham
 Oct. 4 Derric Daniels, Soph., QB, Fordham
 Oct. 11 Mark Borda, Jr., QB, Lehigh
 Oct. 18 Mark Borda, Jr., QB, Lehigh
 Oct. 25 Mark Borda, Jr., QB, Lehigh
 Nov. 1 Daris Wilson, Sr., QB, Bucknell
 Nov. 8 Chris Brown, Jr., QB, Colgate
 Nov. 15 Daris Wilson, Sr., QB, Bucknell
 Nov. 22 Brad Maurer, So., QB, Lafayette

Special Teams Player of the Week

Sept. 6 Michael Gillman, Jr. K, Georgetown
 Sept. 13 Casey Gough, Soph., DB/KR, Holy Cross
 Sept. 20 Geoff Bean, Soph., DB, Colgate
 Sept. 27 Jason Sutton, Soph., P, Colgate
 Oct. 4 Dante Ross, Jr., KR/DB, Bucknell
 Oct. 11 Jason Sutton, Soph, P, Colgate
 Oct. 18 Joe Ort, Jr., WR, Lafayette
 Oct. 25 James Prydatko, Jr., RB/PR, Fordham
 Nov. 1 Micah Clukey, So., K, Fordham
 Nov. 8 Gerran Walker, Jr., KR, Lehigh
 Nov. 15 Tad Kornegay, Sr., DB, Fordham
 Nov. 22 Justin Stovall, So., LB, Lafayette

Defensive Player of the Week

Sept. 6 Jerome Acy, Sr., LB, Bucknell
 Sept. 13 Michael Ononibaku, Jr., DE, Georgetown
 Sept. 20 Mike Latek, Sr., DT, Colgate
 Kaloma Cardwell, Jr., DB, Lehigh
 Sept. 27 Virgil Rush, Sr., DB, Bucknell
 Oct. 4 Tom Alfsen, Sr., DE, Lehigh
 Oct. 11 Tad Kornegay, Sr., DB, Fordham
 Oct. 18 Geoff Bean, So., SS, Colgate
 Oct. 25 Geoff Bean, So., SS, Colgate
 Nov. 1 Anthony Graziani, Sr., LB, Lehigh
 Nov. 8 Jared Nepa, Jr., LB, Colgate
 Nov. 15 Sean Conover, Jr., DE, Bucknell
 Nov. 22 Dante Ross, Jr., CB, Bucknell

Rookie of the Week

Sept. 6 Jonte Covan, Fr., RB, Fordham
 Sept. 13 Jonte Covan, Fr., RB, Fordham
 Sept. 20 none selected
 Sept. 27 Jonte Covan, Fr., RB, Fordham
 Oct. 4 Matt Barbiasz, Fr., DB, Georgetown
 Oct. 11 Raymond Loney, Fr., RB, Fordham
 Oct. 18 Kenneth Flanders, Fr., DB, Holy Cross
 Oct. 25 Josh DeStefano, Fr., FB, Bucknell
 Nov. 1 Kenneth Flanders, Fr., DB, Holy Cross
 Nov. 8 Josh DeStefano, Fr., FB, Bucknell
 Nov. 15 Darrell Taylor, Fr., WR, Fordham
 Nov. 22 Thomas Harrison, Fr., WR, Holy Cross

2004 Review

Lafayette's Bono named Patriot League Football Scholar-Athlete; Academic Honor Roll also announced

Lafayette senior offensive lineman **Stephen Bono** (Upper Saddle River, N.J./Northern Highlands Regional) has been named the 2004 Patriot League Football Scholar-Athlete of the Year, it was announced Friday by League Executive Director **Carolyn Schlie Femovich**. Bono headlines a list of 97 student-athletes named to the PL's 2004 Football Academic Honor Roll.

To be eligible for the Academic Honor Roll, a student-athlete must earn a 3.20 grade-point average in the fall semester and be awarded a varsity letter in his or her respective sport. A total of 498 student-athletes were named to the League's Fall Honor Roll, including 20 with perfect 4.00 GPAs. The Fall Honor Roll includes field hockey, volleyball, men's and women's cross country, men's and women's soccer and football. Bucknell University led the way with 100 student-athletes named to the overall list.

The Bison had 26 football players honored, including seniors **Justin Gibson** and **Steven Utke**, who turned in 4.00 GPAs. Georgetown had 19 Honor Roll members and sophomore **David Fajgenbaum** with a 4.00, Holy Cross had 16 members, Lafayette 12, Colgate 10, Fordham nine and Lehigh four.

Bono, a civil engineering major who owns a 3.82 cumulative GPA, helped the Leopards to a share of the 2004 Patriot League title, as well as a spot in the NCAA I-AA playoffs for the first time in program history. He captained the squad and started all 12 games as part of a line that helped LC rank second in the League and 21st nationally with 212.8 rushing yards per contest.

In addition to being a First Team All-Patriot League selection for his play on the field, Bono was also named to the CoSIDA Academic All-District II Team, the ESPN the Magazine Academic All-America First Team, as well as the I-AA Athletic Directors' Academic All-Star Team for the third-straight season. He is currently one of six finalists for the I-AA Athletic Directors' Association \$5,000 post-graduate scholarship, and claimed Lafayette Maroon Club Scholar-Athlete of the Year accolades for the second consecutive year.

2004 Patriot League Football Academic Honor Roll

BUCKNELL (26)

Ryan Berry
Michael Boccella
Ryan Bower
Mike Cangelosi
Cole Ciesnolevicz
Kenny Davis
Andrew Decker
David Frisbey
Justin Gibson
Joe Glenn
Joel Hoffer
Doug Mackenzie
Stephen Matzura
Corey Mayo
Jeffrey Montagna
Stefan Niemczyk
Ian Nutt
Jeff Orazi
Dorian Petersen
Kevin Ransome
Jon Scharf
Mike Shover
Craig Swanson
Nisan Trotter
David Ulmer
Steven Utke

COLGATE (10)

Jeffrey Galletly
Luke Graham
Ryan Hall
Nathaniel Johnson
Cory Kilpatrick
Michael Latek
Ronnie Millen
Shuto Oikawa
Michael Rava
Matthew Rozell

FORDHAM (9)

Frank Altomaro
Chris Anzano
Rob Fioravanti
NaQuinton Gainous
Edward Gordon
Ty Hogan
Glenn Lee
Michael Sabatini
Zlatko Sator

GEORGETOWN (21)

Matt Bassuener
Eric Bjonerud
Jason Carter
Andrew Crawford
Jackson Dismukes
David Fajgenbaum
Michael Gillman
Ryan Goethals
Julius Griauzde
Jordan Jarry
Joe Kuhns
Robert LaHayne
John Lancaster
Christopher MacGriff
Michael Moore
Chris Riley
Nicholas Rojo
Kim Sarin
Frank Terrazzino
Kyle Van Fleet
Brett Walter

HOLY CROSS (16)

Gideon Akande
Bryan Anderson
Jarrod Betz
Matt Bruckner
Bradley Capon
Michael DeSantis
Matt Dugan
David FitzPatrick
Casey Gough
Matt Lane
Edward Lobb
Jesse Loubier
Nick Nelthorpe
Chris Nielsen
Tim O'Hara
Nick Tenekedes

LAFAYETTE (12)

Maurice Bennett
Stephen Bono
Andrew Buettner
Romar Drake
Chad Hunter
Larry Johnson
John Lucas
Brandon Stanford
Robert Szuhany
Joseph Ungrady
Dion Witherspoon
Paul Ziska

LEHIGH (4)

Kaloma Cardwell
Pete Donchez
Kyle Keating
Jason Murray



Lafayette's **Stephen Bono** (front left)

2004 Statistics



FINAL PATRIOT LEAGUE INDIVIDUAL STATISTICS

Must play in 75% of team's games --- () - Denotes NCAA Rank Top 50

RUSHING YARDS PER GAME

<u>Player - School</u>	<u>G</u>	<u>Att.</u>	<u>Yds.</u>	<u>Avg.</u>	<u>TD</u>	<u>Yds/G</u>
Branch, Jamaal - Colgate (16)	11	295	1,190	4.0	16	108.2
Wilson, Daris - Bucknell (20)	11	254	1,149	4.5	17	104.5
McCourt, Joe - Lafayette (29)	12	250	1,193	4.8	16	99.4
Sarin, Kim - Georgetown	11	207	1,051	5.1	1	95.5
Rath, Eric - Lehigh	12	211	993	4.7	13	82.8




Branch

NCAA Leader - Charles Anthony, Tennessee State, 158.1

PASSING EFFICIENCY

<u>Player - School</u>	<u>G</u>	<u>Att.</u>	<u>Cmp.</u>	<u>Int.</u>	<u>Pct.</u>	<u>Yds.</u>	<u>TD</u>	<u>Eff.</u>
Borda, Mark - Lehigh (10)	12	330	205	6	62.1	2,682	24	150.8
Wilson, Daris - Bucknell	11	94	62	6	66.0	852	6	150.4
Maurer, Brad - Lafayette (35)	12	185	124	8	67.0	1,313	6	128.7
Davis, Pat - Lafayette	12	47	26	2	55.3	344	2	122.3
Brown, Chris - Colgate (45)	11	303	171	14	56.4	2,133	14	121.6



Borda

NCAA Leader - Erik Meyer, Eastern Washington, 171.4

TOTAL OFFENSE

<u>Player - School</u>	<u>G</u>	<u>Rush</u>	<u>Pass</u>	<u>Plays</u>	<u>Total</u>	<u>Yds/G</u>
Borda, Mark - Lehigh (25)	12	114	2,682	446	2,796	233.0
Brown, Chris - Colgate (42)	11	160	2,133	381	2,293	208.5
O'Neil, John - Holy Cross (48)	11	198	2,022	447	2,220	201.8
Wilson, Daris - Bucknell	11	1,149	852	348	2,001	181.9
Daniels, Derric - Fordham	11	-3	1,876	370	1,873	170.3



Borda

NCAA Leader - Martin Hankins, Southeastern La., 383.70

RECEPTIONS PER GAME

<u>Player - School</u>	<u>G</u>	<u>Rec.</u>	<u>Yds.</u>	<u>TD</u>	<u>Avg/C</u>	<u>Rec./G</u>
Graham, Luke - Colgate (15)	11	70	933	6	13.3	6.36
Silva, Steven - Holy Cross (33)	11	60	507	1	8.4	5.45
Long, DeWayne - Colgate	11	55	737	8	13.4	5.00
Bergen, Adam - Lehigh	12	54	634	8	11.7	4.50
Gruber, Sean - Holy Cross	11	48	720	8	15.0	4.36



Graham

NCAA Leader - DaVon Fowlkes, Appalachian State, 9.36

RECEIVING YARDAGE PER GAME

<u>Player - School</u>	<u>G</u>	<u>Rec.</u>	<u>Yds.</u>	<u>TD</u>	<u>Avg/C</u>	<u>Rec./G</u>
Graham, Luke - Colgate (25)	11	70	933	6	13.3	84.8
Long, DeWayne - Colgate	11	55	737	8	13.4	67.0
Gruber, Sean - Holy Cross	11	48	720	8	15.0	65.5
Bergen, Adam - Lehigh	12	54	634	8	11.7	52.8
Silva, Steven - Holy Cross	11	60	507	1	8.4	46.1



Graham

NCAA Leader - DaVon Fowlkes, Appalachian State, 147.1



2004 Statistics

FINAL PATRIOT LEAGUE INDIVIDUAL STATISTICS

Must play in 75% of team's games --- () - Denotes NCAA Rank Top 50

SCORING

<u>Player - School</u>	<u>G</u>	<u>TD</u>	<u>XPT</u>	<u>FG</u>	<u>Pts.</u>	<u>Pts./G</u>
Wilson, Daris - Bucknell (11)	11	17	0	0	102	9.3
Branch, Jamaal - Colgate (14)	11	16	0	0	96	8.7
McCourt, Joe - Lafayette (19)	12	17	0	0	102	8.5
Rath, Eric - Lehigh	12	13	0	0	78	6.5
Silva, Steven - Holy Cross	11	11	0	0	66	6.0



Wilson

NCAA Leader - Chaz Williams, Georgia Southern, 12.7

ALL-PURPOSE YARDAGE

<u>Player - School</u>	<u>G</u>	<u>Rush</u>	<u>Rec.</u>	<u>P-Ret.</u>	<u>KO-Ret.</u>	<u>Yds.</u>	<u>Yds./G</u>
Silva, Steven - Holy Cross (15)	11	708	507	85	363	1,663	151.2
McCourt, Joe - Lafayette (49)	12	1,193	192	0	8	1,393	116.1
Branch, Jamaal - Colgate (50)	11	1,190	35	0	48	1,273	115.7
Rath, Eric - Lehigh	12	993	261	0	70	1,324	110.3
Sarin, Kim - Georgetown	11	1,051	32	50	18	1,151	104.6



Silva

NCAA Leader - DaVon Fowlkes, Appalachian State, 210.3

FIELD GOALS

<u>Player - School</u>	<u>G</u>	<u>FGM</u>	<u>FGA</u>	<u>Pct.</u>	<u>FG/G</u>
Clukey, Micah - Fordham (33)	11	10	12	83.3	0.91
Gillman, Michael - Georgetown (47)	10	8	13	61.5	0.80
Desantis, Mike - Holy Cross	11	7	10	70.0	0.64
Ziska, Rick - Lafayette	12	7	12	58.3	0.58
Korn, Ryan - Bucknell	11	5	11	45.5	0.45




Clukey

NCAA Leader - Joe Johnson, Weber State, 1.55

PUNTING

<u>Player - School</u>	<u>G</u>	<u>Punts</u>	<u>Yds.</u>	<u>Avg.</u>
Keating, Kyle - Lehigh (43)	12	53	2,016	38.0
Berry, Ryan - Bucknell	11	52	1,936	37.2
DiFino, Anthony - Fordham	11	73	2,707	37.1
Davis, Mike - Lafayette	12	53	1,958	36.9
Sutton, Jason - Colgate	11	62	2,258	36.4



Keating

NCAA Leader - Paul Ernster, Northern Arizona, 47.8

INTERCEPTIONS

<u>Player - School</u>	<u>G</u>	<u>Int.</u>	<u>Yds.</u>	<u>TD</u>	<u>Int./G</u>
Kornegay, Tad - Fordham (2)	11	8	103	0	0.73
Bean, Geoff - Colgate (12)	11	6	82	0	0.55
Ross, Dante - Bucknell (37)	10	4	26	0	0.40
Banks, Maurice - Georgetown	11	4	59	1	0.36
Thomas, Brannan - Lehigh	10	3	81	0	0.30



Kornegay

NCAA Leader - Ahmad Treaudo, Southern, 0.82

2004 Statistics




FINAL PATRIOT LEAGUE INDIVIDUAL STATISTICS

Must play in 75% of team's games --- () - Denotes NCAA Rank Top 50

KICKOFF RETURNS

<u>Player - School</u>	<u>G</u>	<u>Ret.</u>	<u>Yds.</u>	<u>TD</u>	<u>Avg.</u>
Ross, Dante - Holy Cross (4)	10	16	465	2	29.1
Gough, Casey - Holy Cross (5)	10	15	433	0	28.9
Silva, Steven - Holy Cross (17)	11	14	363	0	25.9
Walker, Gerran - Lehigh (28)	10	20	484	1	24.2
Akande, Gideon - Holy Cross (32)	11	20	473	0	23.6




Ross

NCAA Leader: Jerome Mathis, Hampton, 35.5

PUNT RETURNS

<u>Player - School</u>	<u>G</u>	<u>No.</u>	<u>Yds.</u>	<u>TD</u>	<u>Avg.</u>
Ross, Dante - Bucknell (36)	10	26	246	0	9.5
Stanford, Brandon - Lafayette	12	20	114	0	5.7
Morris, Bilal - Lehigh	9	13	72	0	5.5
Graham, Luke - Colgate	11	24	110	0	4.6
Gruber, Sean - Holy Cross	11	18	80	0	4.4



Ross

NCAA Leader - Craig Agee, Jacksonville State, 20.5

TACKLES PER GAME

<u>Player - School</u>	<u>G</u>	<u>Pos.</u>	<u>Solo</u>	<u>Ast.</u>	<u>Tot.</u>	<u>Avg./G</u>	<u>Sack</u>
Gainous, NaQuinton - Fordham	11	LB	64	55	119	10.8	2.0
Bennett, Maurice - Lafayette	12	LB	52	67	119	9.9	4.0
FitzPatrick, David - Holy Cross	11	DE	68	39	107	9.7	0.0
Hassan, Mehdi - Georgetown	11	LB	57	45	102	9.3	2.0
Graziani, Anthony - Lehigh	12	LB	63	48	111	9.2	4.5
Rush, Virgil - Bucknell	11	DB	61	36	97	8.8	1.0
Petersen, Dorian - Bucknell	11	LB	55	34	89	8.1	0.0
Nepa, Jared - Colgate	11	LB	69	18	87	7.9	3.0
Acy, Jerome - Bucknell	11	DB	67	20	87	7.9	1.0
Costanzo, Blake - Lafayette	12	LB	48	45	93	7.8	5.5
Bean, Geoff - Colgate	11	S	59	21	80	7.3	0.0
Paulus, Christo - Georgetown	11	LB	50	27	77	7.0	1.0
Ransome, Kevin - Bucknell	11	LB	40	28	68	6.2	0.5
Montagna, Jeff - Bucknell	11	LB	41	25	66	6.0	1.0
Ononibaku, Mich - Georgetown	11	DL	39	25	64	5.8	10.5




Gainous

NCAA Leader - Kevin Talley, Norfolk State, 15.00

SACKS

<u>Player - School</u>	<u>G</u>	<u>Tot. (Yds.)</u>
Conover, Sean - Bucknell	11	10.5 (96)
Ononibaku, Michael - Georgetown	11	10.5 (71)
Buzbee, Alex - Georgetown	10	10.5 (61)
Alfsen, Tom - Lehigh	12	10 (54)
Lawrence, Tristan - Lehigh	12	7.5 (47)



Conover

NCAA Leader - Chris Gocong, Cal Poly, 17.5



2004 Statistics

FINAL PATRIOT LEAGUE TEAM STATISTICS

() - Denotes NCAA Rank in Top 50

RUSHING OFFENSE				RUSHING DEFENSE				PUNTING			
School	Carries	Yds.	Yds./G	School	Car.	Yds.	Yds./G	School	Punts	Yds.	Avg.
Bucknell (8)	578	2,770	251.8	Lehigh (26)	469	1,513	126.1	Lehigh (34)	53	2,016	38.0
Lafayette (21)	577	2,553	212.8	Bucknell (33)	426	1,442	131.1	Bucknell (46)	52	1,936	37.2
Georgetown (48)	480	1,709	155.4	Georgetown (36)	450	1,506	136.9	Georgetown	73	2,610	35.8
Colgate	473	1,580	143.6	Lafayette (43)	473	1,665	138.8	Colgate	63	2,258	35.8
Lehigh	455	1,638	136.5	Colgate	371	1,653	150.3	Lafayette	53	1,958	36.9
Holy Cross	373	1,404	127.6	Fordham	495	1,767	160.6	Fordham	75	2,707	36.1
Fordham	427	1,385	125.9	Holy Cross	491	2,420	220.0	Holy Cross	60	2,039	34.0
Georgia Southern (1)			369.9	Cal Poly (1)			84.3	Northern Arizona (1)			48.0

PASSING OFFENSE					PASS EFFICIENCY DEFENSE					PUNT RETURNS				
School	Att.	Cmp.	Yds.	Yds./G	School	Att.	Cmp.	Yds.	TD/Int.	Rat.	School	No.	Yds.	Avg.
Lehigh (38)	336	207	2,703	225.2	Colgate (5)	308	151	1,640	12/15	96.9	Fordham (38)	45	462	10.3
Holy Cross	423	221	2,280	207.3	Fordham (8)	316	153	1,809	12/16	98.9	Georgetown (41)	24	236	9.8
Colgate	332	185	2,248	204.4	Lehigh (13)	361	208	2,180	6/20	102.7	Bucknell (44)	28	259	9.2
Fordham	314	153	1,933	175.7	G'town	307	163	1,990	20/17	118.0	Lehigh	40	302	7.6
Lafayette	235	151	1,685	140.4	Bucknell	345	194	2,258	15/11	119.2	Holy Cross	25	171	6.8
Georgetown	226	106	1,231	111.9	Lafayette	341	193	2,329	13/10	120.7	Lafayette	22	138	6.3
Bucknell	128	79	1,119	101.7	Holy Cross	283	155	2,112	17/5	133.7	Colgate	30	131	4.4
Southeastern La. (1)				408.0	Costal Carolina (1)					86.8	Jacksonville State (1)			18.6

TOTAL OFFENSE				TOTAL DEFENSE				KICKOFF RETURNS			
School	Plays	Yds.	Yds./G	School	Plays	Yds.	Yds./G	School	No.	Yds.	Avg.
Lehigh	791	4,341	361.8	Colgate (9)	679	3,293	299.4	Holy Cross (5)	57	1,350	23.7
Bucknell	706	3,889	353.5	Lehigh (17)	830	3,693	307.8	Lehigh (26)	35	739	21.1
Lafayette	812	4,238	353.2	Georgetown (25)	757	3,496	317.8	Fordham (31)	43	903	21.0
Colgate	805	3,828	348.0	Fordham (32)	811	3,576	325.1	Bucknell (32)	40	839	21.0
Holy Cross	796	3,684	334.9	Lafayette (41)	814	3,994	332.8	Lafayette	38	746	19.6
Fordham	741	3,318	301.6	Bucknell (46)	771	3,700	336.4	Georgetown	46	858	18.7
Georgetown	706	2,940	267.3	Holy Cross	774	4,532	412.0	Colgate	37	664	17.9
Southeastern La. (1)			537.1	Dayton (1)			263.1	Hampton (1)			30.5

SCORING OFFENSE				SCORING DEFENSE				TURNOVER MARGIN							
School	G	Pts.	Avg.	School	G	Pts.	Avg.	Gained			Lost				
								Fm	Int.	Tot.	Fm	Int.	Tot.	T/G	
Lehigh (37)	12	345	28.8	Lehigh (6)	12	193	16.1	Lehigh (8)	8	20	28	8	8	16	1.00
Lafayette (42)	12	324	27.0	Lafayette (18)	12	229	19.1	Fordham (21)	13	16	29	10	12	22	0.64
Bucknell (43)	11	296	26.9	Bucknell (24)	11	221	20.1	Lafayette (28)	12	10	22	6	10	16	0.50
Fordham	11	288	26.2	Colgate (26)	11	225	20.5	Colgate (41)	11	15	26	8	15	23	0.27
Colgate	11	261	23.7	Fordham	11	270	24.5	Georgetown	9	17	26	16	9	25	0.09
Holy Cross	11	240	21.8	Georgetown	11	280	25.5	Bucknell	15	11	26	21	7	28	-0.18
Georgetown	11	174	15.8	Holy Cross	11	367	33.4	Holy Cross	12	5	17	14	17	31	-1.27
Georgia Southern (1)			26.9	Southern Illinois (1)			13.2	Costal Carolina (1)							2.00










History



Frank Tavani, Lafayette
2004 Patriot League Coach of the Year



Composite Records

1986-to-2004	Bucknell	Colgate	Davidson	Fordham	Georgetown	Holy Cross	Lafayette	Lehigh	Towson	TOTAL
Bucknell (alltime)	 6-12-0 14-38-0	6-12-0 14-38-0	2-0-0 15-3-0	10-4-0 12-7-0	2-1-0 8-7-1	8-10-0 8-12-0	7-11-0 32-43-6	6-11-1 29-35-3	4-3-0 8-8-0	45-52-1(.464)
Colgate (alltime)	12-6-0 38-14-0	 1-0-0 2-0-0	1-0-0 2-0-0	11-3-0 12-3-0	2-0-0 2-0-0	6-12-0 25-36-5	11-6-1 34-9-4	8-10-0 24-16-2	7-0-0 7-0-0	58-37-1(.604)
Davidson (alltime)	0-2-0 3-15-0	0-1-0 0-2-0	 0-0-0 3-1-0	0-0-0 1-3-0	0-0-0 41-19-0	0-0-0 0-0-0	0-2-0 4-11-0	0-2-0 0-2-0	0-0-0 0-0-0	0-7-0 (.000)
Fordham (alltime)	4-10-0 7-12-0	3-11-0 3-12-0	0-0-0 3-1-0	 3-0-0 25-20-3	3-0-0 25-20-3	7-7-0 16-23-2	5-8-0 6-15-1	1-13-0 1-15-1	4-3-0 4-3-0	27-52-0(.342)
Georgetown (alltime)	1-2-0 7-8-1	0-2-0 0-2-0	0-0-0 19-41-0	0-3-0 20-25-3	 0-3-0 7-9-0	0-3-0 7-9-0	1-2-0 3-4-0	0-3-0 2-7-0	1-2-0 1-2-0	3-17-0(.150)
Holy Cross (alltime)	10-8-0 12-8-0	12-6-0 36-25-5	0-0-0 0-0-0	7-7-0 23-16-2	3-0-0 9-7-0	 7-11-0 7-11-0	7-11-0 7-11-0	8-10-0 8-10-1	4-3-0 4-3-0	52-45-0(.536)
Lafayette (alltime)	11-7-0 43-32-6	6-11-1 9-34-4	2-0-0 11-4-0	8-5-0 15-6-1	2-1-0 3-4-0	11-7-0 11-7-0	 6-12-0 72-62-5	6-12-0 72-62-5	3-4-0 3-5-0	50-47-1(.515)
Lehigh (alltime)	11-6-1 35-29-3	10-8-0 16-24-2	2-0-0 2-0-0	13-1-0 15-1-1	3-0-0 7-2-0	10-8-0 10-8-1	12-6-0 62-72-5	 6-1-0 10-1-0	6-1-0 10-1-0	67-30-1(.689)
Towson (alltime)	3-4-0 8-8-0	0-7-0 0-7-0	0-0-0 0-0-0	3-4-0 3-4-0	2-1-0 2-1-0	3-4-0 3-4-0	4-3-0 5-3-0	1-6-0 1-10-0	 16-29-0	16-29-0(.356)

* records with Fordham since 1990; with Towson since 1997; with Georgetown since 2001

** Davidson eligible in 1987-88 before withdrawing from League after 1988 season; Towson withdrew from the League after the 2003 season

For everything Patriot League, both past and present, log on to the official League website at www.patriotleague.com.



Coaching Records



COMPOSITE PATRIOT LEAGUE FOOTBALL STANDINGS (1986-2004)

League Games	W	L	T	PCT.	All Games	W	L	T	PCT.
Lehigh	72	31	1	.704	Lehigh	139	76	2	.651
Colgate	62	39	1	.613	Colgate	114	102	1	.528
Holy Cross	53	50	0	.515	Holy Cross	104	105	1	.498
Lafayette	54	48	1	.529	Bucknell	99	104	1	.488
Bucknell	49	54	1	.476	Towson+	36	40	0	.474
Towson+	16	29	0	.356	Lafayette	94	110	4	.457
Fordham*	29	56	0	.341	Georgetown^	15	29	0	.341
Georgetown^	3	23	0	.115	Fordham*	54	109	1	.332
Davidson!	0	7	0	.000	Davidson!	1	20	0	.048

* Fordham was not eligible for League play until 1990

! Davidson was eligible for the League title in 1987-88, then withdrew from the League after 1988 season

+ Towson began League play in 1997, then withdrew after the 2003 season

^ Georgetown joined League play in 2001

FINAL PATRIOT LEAGUE STANDINGS BY SEASON

Season	Bucknell	Colgate	Davidson	Fordham	Georgetown	Holy Cross	Lafayette	Lehigh	Towson
1986	T4	T4	-	-	-	1	T2	T2	-
1987	5	3	6	-	-	1	4	2	-
1988	T3	5	6	-	-	2	1	T3	-
1989	T2	T4	-	-	-	1	T2	T4	-
1990	T2	T2	-	6	-	1	5	T2	-
1991	5	T2	-	6	-	1	T2	T2	-
1992	T5	T3	-	T5	-	2	1	T3	-
1993	3	5	-	6	-	4	2	1	-
1994	T4	T4	-	6	-	T2	1	T2	-
1995	2	6	-	4	-	5	3	1	-
1996	1	T2	-	5	-	6	4	T2	-
1997	2	1	-	3	-	T4	T4	T4	7
1998	T3	2	-	5	-	T6	T3	1	T6
1999	4	T1	-	7	-	T5	T5	T1	3
2000	5	T2	-	T6	-	T2	T6	1	4
2001	4	2	-	3	8	5	7	1	6
2002	8	T1	-	T1	T6	T6	3	4	5
2003	T3	1	-	T3	T7	T7	6	2	5
2004	T3	T3	-	5	7	6	T1	T1	-

PATRIOT LEAGUE COACHING HISTORY

Name, School (Career Record *)	Years	Seasons	League				Overall			
			W	L	T	Pct.	W	L	T	Pct.
Mark Duffner, Holy Cross	6	1986-91	25	1	0	.962	60	5	1	.917
Pete Lembo, Lehigh (4 years, 36-11-0)	4	2001-present	22	5	0	.815	36	11	0	.766
Dick Biddle, Colgate (9 years, 76-31-0)	9	1996-present	45	12	0	.789	76	31	0	.710
Kevin Higgins, Lehigh	7	1994-00	30	9	0	.769	55	24	1	.694
Tom Gadd, Bucknell	7	1995-01	25	16	0	.610	48	28	0	.632
Tim Landis, Bucknell (12 years, 76-62-1)	2	2003-present	8	5	0	.615	13	10	0	.565
Hank Small, Lehigh	8	1986-93	20	17	1	.539	47	40	1	.540
Dave Clawson, Fordham	5	1999-03	16	17	0	.485	29	29	0	.500
Fred Dunlap, Colgate	2	1986-87	3	5	0	.375	11	11	0	.500
Gordy Combs, Towson	7	1997-03	17	28	0	.378	37	39	0	.487
Bill Russo, Lafayette	14	1986-99	40	29	1	.579	70	78	4	.474
Ed Foley, Fordham (1 year, 5-6-0)	1	2004-present	2	4	0	.333	5	6	0	.455
Frank Tavani, Lafayette (5 years, 24-32-0)	5	2000-present	14	19	0	.424	24	32	0	.429
Lou Maranzana, Bucknell	6	1989-94	12	17	0	.414	26	38	0	.406
Michael Foley, Colgate	5	1988-92	11	13	0	.458	21	34	0	.382
Ken O'Keefe, Fordham	1	1998	2	4	0	.333	4	7	0	.364
George Landis, Bucknell	3	1986-88	2	6	1	.278	10	19	1	.350
Bob Benson, Georgetown (12 years, 68-57-0)	4	2001-present	3	23	0	.115	15	29	0	.341
Peter Vaas, Holy Cross	4	1992-95	10	10	0	.500	14	30	0	.318
Dan Allen, Holy Cross	8	1996-03	15	35	0	.300	26	63	0	.292
Tom Gilmore, Holy Cross (1 year, 3-8-0)	1	2004-present	1	5	0	.200	3	8	0	.273
Nick Quartaro, Fordham	4	1994-97	7	13	0	.350	11	31	1	.267
Ed Sweeney, Colgate	3	1993-95	3	11	1	.233	6	26	1	.197
Dave Kotulski, Bucknell	1	2002	0	7	0	.000	2	9	0	.182
Larry Glueck, Fordham	4	1990-93	2	18	0	.100	5	36	0	.122
Vic Gatto, Davidson	2	1987-88	0	7	0	.000	1	20	0	.048

* Note: Career record only for current PL head coaches



Non-League Records

YEAR-BY-YEAR TOTALS

Year	Teams	W	L	T	Pct.	Year	Teams	W	L	T	Pct.
1986	6	18	25	0	.419	1996	6	12	24	0	.333
1987	6	20	19	0	.408	1997	7	14	21	0	.400
1988	6	14	21	1	.400	1998	7	19	19	0	.500
1989	6	21	20	0	.512	1999	7	20	17	0	.540
1990	6	20	14	1	.586	2000	7	23	14	0	.622
1991	6	18	16	0	.529	2001	8	16	13	0	.552
1992	6	11	24	0	.314	2002	8	23	15	0	.605
1993	6	9	26	1	.264	2003	8	26	16	0	.619
1994	6	6	30	1	.176	2004	7	21	16	0	.568
1995	6	10	24	2	.306	TOTAL		321	374	6	.462

TEAM NON-LEAGUE RECORDS

Team	Yrs.	W	L	T	Pct.
Georgetown	3	12	6	0	.667
Towson	7	20	11	0	.645
Lehigh	18	67	45	1	.597
Bucknell	18	50	50	0	.500
Holy Cross	18	52	55	1	.486
Colgate	18	52	63	0	.452
Lafayette	18	40	62	3	.395
Fordham	15	27	60	1	.313
Davidson	3	1	22	0	.043
TOTAL	19	321	374	6	.462

NON-LEAGUE OPPONENTS (1986-2004)

Opponent	Won	Lost	Tied	Last Victor/Year	Opponent	Won	Lost	Tied	Last Victor/Year
Albany	3	1	0	Lehigh/2004	Idaho	0	1	0	Idaho/1993 vs. Lehigh
Army	4	21	0	Holy Cross/2002	Illinois State	0	1	0	Illinois State/1999 vs. Colgate
Bloomsburg	2	0	0	Bucknell/1993	Indiana U. of Pa.	1	0	0	Bucknell/1986
Boston College	0	1	0	BC/1986 vs. Holy Cross	James Madison	0	1	0	JMU/2004 vs. Lehigh
Boston University	3	3	0	Boston U./1994 vs. Colgate	Kent State	0	1	0	Kent State/2001 vs. Bucknell
Brown	16	16	0	Brown/2004 vs. Fordham	Kutztown	5	0	0	Lafayette/1990
Buffalo	8	6	0	Colgate/2003	Liberty	1	0	0	Lehigh/2004
Catawba	0	1	0	Catawba/1987 vs. Davidson	Lock Haven	1	0	0	Towson/2003
Central Conn. St.	1	0	0	Lehigh/2001	Maine	1	2	0	Maine/2001 vs. Colgate
Columbia	37	14	2	Lafayette/2004	Marist	6	1	0	Holy Cross/2004
Connecticut	1	3	0	Connecticut/2003 vs. Lehigh	Massachusetts	4	9	1	UMass/2004 vs. Colgate
Cornell	26	22	1	Colgate/2004	Mercyhurst	1	0	0	Lafayette/1988
C.W. Post	1	0	0	Fordham/2003	Millersville	1	0	0	Lafayette/1996
Dartmouth	22	20	0	Holy Cross/2004	Monmouth	7	3	0	Monmouth/2004 vs. Georgetown
Davidson	4	0	0	Georgetown/2004	Morgan State	5	2	0	Morgan State/2003 vs. Towson
Dayton	1	1	0	Towson/1999	Navy	1	5	0	Navy/1998 vs. Colgate
Delaware	1	9	0	Delaware/2004 vs. Lafayette	New Hampshire	1	9	0	New Hampshire/1996 vs. Lehigh
Delaware State	3	0	0	Bucknell/2003	New Haven	1	1	0	Fordham/2003
Drake	2	0	0	Towson/2000	Northeastern	6	7	0	Fordham/2002
Duke	0	2	0	Duke/1991 vs. Colgate	Pennsylvania	14	31	0	Penn/2004 vs. Bucknell
Duquesne	8	6	0	Bucknell/2004	Presbyterian	0	2	0	Presbyterian/1988 vs. Davidson
East Stroudsburg	0	1	0	E. Stroudsburg/1994 vs. Lafayette	Princeton	22	28	0	Colgate/2004
East Tennessee St.	0	1	0	E. Tenn. State/1988 vs. Davidson	Rhode Island	2	1	0	URI/2004 vs. Fordham
Elon	1	0	0	Towson/2003	Richmond	2	3	1	Lafayette/2004
Fairfield	6	0	0	Fordham/2002	Robert Morris	1	0	0	Towson/1997
Florida Atlantic	1	0	0	Colgate/2003	Rutgers	0	4	0	Rutgers/1993 vs. Colgate
Florida International	0	2	0	FIU/2003 vs. Holy Cross	San Diego	1	2	0	San Diego/2004 vs. Holy Cross
Fordham*	0	1	0	Fordham/1988 vs. Davidson	Southern Conn.	2	0	0	Bucknell/1995
Furman	0	2	0	Furman/2001 vs. Lehigh	St. Francis (Pa.)	1	0	0	Georgetown/2004
Georgetown!	8	2	0	Bucknell/2000	St. Mary's (Calif.)	8	4	0	Lehigh/2003
Georgia Southern	0	1	0	Georgia Southern/1998 vs. Colgate	St. Peter's	1	0	0	Fordham/2002
Guilford	0	1	0	Guilford/1988 vs. Davidson	Stony Brook	2	0	0	Lehigh/2004
Harvard	21	21	0	Harvard/2004 vs. Lafayette	Syracuse	0	1	0	Syracuse/1988 vs. Colgate
Hofstra	3	16	1	Lehigh/2001	Towson^	9	4	0	Colgate/1996
Howard	2	0	0	Towson/2000	Villanova	2	15	0	Villanova/2004 vs. Lehigh
					VMI	1	2	0	Georgetown/2004
					Wash. & Jeff.	0	1	0	Wash. & Jeff./1990 vs. Fordham
					West Chester	1	0	0	Lehigh/1986
					West Virginia Tech	0	1	0	W. Va. Tech/1987 vs. Davidson
					Western Illinois	2	0	0	Colgate/2003
					William & Mary	4	14	0	Wm. & Mary/1996 vs. Bucknell
					Wingate	0	1	0	Wingate/1987 vs. Davidson
					Wofford	3	1	0	Lehigh/2000
					Yale	8	22	0	Lehigh/2004



*Fordham joined the Patriot League in 1989

^Towson joined the Patriot League in 1997; withdrew after the 2003 season

!Georgetown joined the Patriot League in 2001

Year-by-Year



TEAM	LEAGUE						OVERALL						1986
	W	L	T	Pct.	PF	PA	W	L	T	Pct.	PF	PA	
Holy Cross	4	0	0	1.000	88	50	10	1	0	.909	314	148	
Lafayette	2	2	0	.500	101	137	6	5	0	.545	306	318	
Lehigh	2	2	0	.500	95	91	5	6	0	.454	258	300	
Bucknell	1	3	0	.250	91	125	3	7	0	.300	171	223	
Colgate	1	3	0	.250	132	104	4	7	0	.364	312	274	
Davidson	-	-	-	---	---	---	0	9	0	.000	109	406	

BUCKNELL (3-7, 1-3)			COLGATE (4-7, 1-3)			DAVIDSON (0-9)*			HOLY CROSS (10-1, 4-0)			LAFAYETTE (6-5, 2-2)			LEHIGH (5-6, 2-2)		
23	Indiana U. of Pa.	7	21	at Wm. & Mary	42	14	Lenoir-Rhyne	31	17	LEHIGH	14	17	Kutztown	6	14	at HOLY CROSS	17
13	William & Mary	20	39	LEHIGH	41	10	Wofford	20	38	at LAFAYETTE	14	14	HOLY CROSS	38	41	COLGATE	39
7	at Pennsylvania	10	12	Cornell	21	16	at E. Tenn. State	41	41	at Harvard	0	26	at Columbia	21	0	at Navy	41
7	Towson	28	12	HOLY CROSS	16	6	at App. State	63	16	at COLGATE	12	26	Cornell	22	20	Northeastern	34
27	at Davidson	7	23	at Yale	28	7	Bucknell	27	48	Dartmouth	7	16	New Hampshire	20	34	William & Mary	44
40	COLGATE	39	39	at BUCKNELL	40	14	Lafayette	51	17	at Army	14	51	at Davidson	14	48	Princeton	28
34	LAFAYETTE	52	54	at Columbia	8	14	at Marshall	63	22	at Brown	7	52	at BUCKNELL	34	17	at Delaware	28
3	at Cornell	16	42	LAFAYETTE	7	0	at Furman	59	41	Massachusetts	7	7	at COLGATE	42	26	at Towson	21
10	at HOLY CROSS	17	27	at Brown	3	28	at Catawba	51	17	BUCKNELL	10	14	at Pennsylvania	42	18	West Chester	13
7	at LEHIGH	17	17	at Boston Univ.	45				31	at William & Mary	7	48	at Army	56	17	BUCKNELL	7
			27	at UNH	23				26	Boston College	56	28	LEHIGH	23	23	at LAFAYETTE	28

ALL-LEAGUE TEAM

First Team Offense

Pos.	Name	Yr.	Team
WR	Wally Dembowski	Jr.	HC
WR	Buddy Brown	Jr.	C
WR	Mike Morrow	Sr.	B
TE	Randy Miller	Sr.	LU
OL	Erik Rosenmeier	Sr.	C
OL	Joe Uliana	Sr.	LU
OL	Chris Thatcher	Sr.	LC
OL	Scott Lesperance	Sr.	C
OL	Ron George	Jr.	HC
QB	Jim Given	Jr.	B
RB	Kenny Gamble (OPOY)	Jr.	C
RB	Bruce McIntyre	Sr.	LC
PK	Mike Powers	Sr.	C

Note: Second Team All-League selection began in 1989.

First Team Defense

Pos.	Name	Yr.	Team
DL	Steve Southard	Sr.	HC
DL	Andy Martin	Jr.	HC
DL	Tony Khalife	Jr.	C
DL	Mike Kosko	Sr.	LU
LB	Jerry McCabe (DPOY)	Sr.	HC
LB	Greg Manusky	Jr.	C
LB	Greg Schiano	Jr.	B
LB	Byron Dixon	Jr.	HC
DB	Gordie Lockbaum (POY)	Jr.	HC
DB	Tom Estep	Jr.	HC
DB	Dave Murphy	Fr.	HC
P	Joe Genduso	Sr.	LC

TEAM	LEAGUE						OVERALL						1987
	W	L	T	Pct.	PF	PA	W	L	T	Pct.	PF	PA	
Holy Cross	4	0	0	1.000	200	34	11	0	0	1.000	511	110	
Lehigh	3	1	1	.700	98	100	5	5	1	.500	221	201	
Colgate	2	2	0	.500	79	98	7	4	0	.636	236	236	
Lafayette	2	3	0	.400	115	123	4	7	0	.364	264	257	
Bucknell	1	3	1	.300	114	145	4	5	1	.450	248	259	
Davidson	0	3	0	.000	13	119	1	10	0	.091	118	399	

BUCKNELL (4-5-1, 1-3-1)			COLGATE (7-4, 2-2)			DAVIDSON (1-10, 0-3)			HOLY CROSS (11-0, 4-0)			LAFAYETTE (4-7, 2-3)			LEHIGH (5-5-1, 3-1-1)		
28	at COLGATE	31	6	at Duke	41	7	at Presbyterian	24	34	at Army	24	29	Kutztown	17	47	DAVIDSON	0
34	at DAVIDSON	3	31	BUCKNELL	28	0	at LEHIGH	47	40	LAFAYETTE	11	11	at HOLY CROSS	40	24	at Navy	9
32	Pennsylvania	24	19	William & Mary	7	6	Princeton	42	63	at LEHIGH	6	38	Columbia	7	6	HOLY CROSS	63
14	at Harvard	33	27	at Cornell	3	3	BUCKNELL	34	49	COLGATE	7	12	at Cornell	17	27	at Wm. & Mary	28
21	at LAFAYETTE	42	7	at HOLY CROSS	49	7	Dartmouth	38	62	at Dartmouth	23	42	BUCKNELL	21	7	at COLGATE	6
10	HOLY CROSS	48	6	LEHIGH	7	27	Wingate	50	48	at BUCKNELL	10	38	DAVIDSON	10	15	at Princeton	16
62	Columbia	20	22	at Army	20	10	at LAFAYETTE	38	41	Brown	0	19	at New Hampshire	21	24	Delaware	28
20	at Cornell	6	6	at Syracuse	52	10	at Wofford	0	54	at Massachusetts	10	14	COLGATE	35	26	at Columbia	10
6	at Wm. & Mary	31	35	at LAFAYETTE	14	3	at Furman	58	41	Harvard	6	14	Pennsylvania	23	7	Brown	10
21	LEHIGH	21	39	at Princeton	15	25	West Va. Tech	41	40	William & Mary	7	37	at Army	49	21	at BUCKNELL	21
			38	Boston University	0	20	Catawba	27	39	at Villanova	6	10	at LEHIGH	17	17	LAFAYETTE	10

ALL-LEAGUE TEAM

First Team Offense

Pos.	Name	Yr.	Team
WR	Mike Guerrini (ROY)	Fr.	B
WR	Wally Dembowski	Sr.	HC
TE	Scott Lillis	Sr.	B
OL	Ron George	Sr.	HC
OL	Craig Clarkin	Sr.	HC
OL	Brian Smith	Sr.	C
OL	Mike Savage	Sr.	HC
OL	Mark Stoy	Jr.	HC
QB	Jeff Wiley (OPOY)	Jr.	HC
RB	Kenny Gamble	Sr.	C
RB	Gordie Lockbaum (POY)	Sr.	HC
PK	Steve Barino	So.	B

Note: Second Team All-League selection began in 1989.

First Team Defense

Pos.	Name	Yr.	Team
DL	Mike Jednak	Sr.	HC
DL	Andy Martin	Sr.	HC
DL	Tony Khalife	Sr.	C
DL	Peter Pawlenko	Jr.	LU
LB	Horace Davis	Sr.	LC
LB	Greg Manusky (DPOY)	Sr.	C
LB	Rob McGovern	Jr.	HC
DB	Sheldon Spicer	Sr.	C
DB	Mike Joseph	Sr.	LC
DB	Tom Estep	Sr.	HC
DB	Dave Murphy	So.	HC
P	Steve Banco	Sr.	LU

Year-by-Year

TEAM	LEAGUE						OVERALL					
	W	L	T	Pct.	PF	PA	W	L	T	Pct.	PF	PA
Lafayette	5	0	0	1.000	212	147	8	2	1	.773	420	251
Holy Cross	3	1	0	.750	113	59	9	2	0	.818	334	182
Lehigh	2	3	0	.400	168	174	6	5	0	.545	351	300
Bucknell	2	3	0	.400	88	86	3	7	0	.300	229	323
Colgate	2	3	0	.400	88	86	2	9	0	.182	169	271
Davidson	0	4	0	.000	46	123	0	10	0	.000	125	274

1988



BUCKNELL (3-7, 2-3)		COLGATE (2-9, 2-3)		DAVIDSON (0-10, 0-4)		HOLY CROSS (9-2, 3-1)		LAFAYETTE (8-2-1, 5-0)		LEHIGH (6-5, 2-3)	
17 Villanova	30	7 New Hampshire	21	16 Presbyterian	34	49 Rhode Island	7	54 Kutztown	7	43 at DAVIDSON	20
13 COLGATE	14	14 at BUCKNELL	13	20 LEHIGH	43	3 at Army	23	28 HOLY CROSS	20	6 at Wm. & Mary	14
35 at Pennsylvania	38	14 at Cornell	13	3 at Fordham	9	20 at LAFAYETTE	28	49 at Columbia	3	41 at Dartmouth	16
10 at Army	58	34 LAFAYETTE	42	3 Dartmouth	24	30 at Princeton	26	42 at COLGATE	35	27 Cornell	14
35 LAFAYETTE	52	19 at LEHIGH	24	12 Wofford	35	35 Harvard	20	52 at BUCKNELL	35	24 COLGATE	19
35 Princeton	41	22 at Pennsylvania	23	14 at Guilford	21	17 Dartmouth	3	17 at Army	24	24 at HOLY CROSS	48
21 at Columbia	7	21 DAVIDSON	0	0 at COLGATE	21	48 LEHIGH	24	50 Mercyhurst	18	27 Towson	22
21 DAVIDSON	13	0 HOLY CROSS	7	13 at BUCKNELL	21	35 at Brown	14	21 Cornell	21	56 Columbia	27
35 at LEHIGH	32	13 at Princeton	45	28 at E. Tenn. State	31	7 at COLGATE	0	17 Pennsylvania	31	32 BUCKNELL	35
7 at HOLY CROSS	38	3 at Wm. & Mary	28	13 LAFAYETTE	38	38 BUCKNELL	7	38 at DAVIDSON	13	26 at Northeastern	33
		22 at Rutgers	41			52 Northeastern	30	52 LEHIGH	45	45 at LAFAYETTE	52

ALL-LEAGUE TEAM

First Team Offense

Pos.	Name	Yr.	Team
WR	Mike Guerrini	So.	B
WR	Phillip Ng	Sr.	LC
TE	Kyle Sanborn	Sr.	C
OL	Mark Stoy	Sr.	HC
OL	Kent Weaver	Sr.	LU
OL	Andy Nygren	Sr.	LC
OL	Dan Meenan	Sr.	B
OL	Dennis Golden	Sr.	HC
QB	Frank Baur (POY/OPOY)	Jr.	LC
RB	Tom Costello	Fr.	LC
RB	Joe Segreti	So.	HC
PK	Jim Hodson	So.	LC

Note: Second Team All-League selection began in 1989.

First Team Defense

Pos.	Name	Yr.	Team
DL	Mark DeAngelo	Sr.	C
DL	Andy Kosko	Jr.	LU
DL	Tom Smith	Sr.	HC
DL	Gerry Trietley	Sr.	HC
LB	Chris Hite	Sr.	LU
LB	Matt Jaworski	Sr.	C
LB	Rob McGovern (DPOY)	Sr.	HC
DB	Juan Dela Rosa	Sr.	C
DB	Julio Fernandez	Sr.	HC
DB	Gregg Wolfson	Sr.	LU
DB	Dave Murphy	Jr.	HC
P	Jack Phelps	Sr.	HC

TEAM	LEAGUE						OVERALL					
	W	L	T	Pct.	PF	PA	W	L	T	Pct.	PF	PA
Holy Cross	4	0	0	1.000	144	49	10	1	0	.909	396	161
Bucknell	2	2	0	.500	103	147	5	5	0	.500	253	260
Lafayette	2	2	0	.500	128	131	5	5	0	.500	319	249
Lehigh	1	3	0	.250	119	143	5	6	0	.455	371	360
Colgate	1	3	0	.250	112	136	4	7	0	.364	262	289
Fordham	-	-	-	---	---	---	2	6	0	.250	119	253

1989



BUCKNELL (5-5, 2-2)		COLGATE (4-7, 1-3)		FORDHAM (2-6)*		HOLY CROSS (10-1, 4-0)		LAFAYETTE (5-5, 2-2)		LEHIGH (5-6, 1-3)	
31 at Fordham	7	35 Fordham	3	3 at Colgate	35	38 Villanova	17	44 Kutztown	14	42 Fordham	7
9 Cornell	20	13 at Wm. & Mary	17	7 Lehigh	42	23 at LAFAYETTE	21	21 HOLY CROSS	23	23 Massachusetts	42
26 Dartmouth	20	21 Pennsylvania	14	7 Bucknell	31	31 at Harvard	17	12 at Pennsylvania	25	17 at Yale	33
33 at Towson	29	42 Brown	7	14 Davidson	12	46 Princeton	0	52 Columbia	14	48 Towson	39
6 LEHIGH	52	15 at Yale	36	7 Lafayette	40	33 at Dartmouth	7	23 at Cornell	24	50 at Harvard	28
24 at Pennsylvania	25	10 at New Hampshire	17	20 Princeton	38	9 at Army	45	40 Fordham	7	52 at BUCKNELL	6
27 at Columbia	12	6 at HOLY CROSS	31	35 Hofstra	42	31 COLGATE	6	20 at Army	34	33 Northeastern	13
54 LAFAYETTE	33	33 LAFAYETTE	38	26 C.W. Post	13	49 Brown	13	38 COLGATE	33	39 William & Mary	55
37 COLGATE	27	46 LEHIGH	30			46 Northeastern	13	33 BUCKNELL	54	30 COLGATE	46
6 HOLY CROSS	35	27 BUCKNELL	37	* Ineligible for League crown		55 at LEHIGH	6	36 LEHIGH	21	16 HOLY CROSS	55
		14 at Army	59			35 at BUCKNELL	6			21 LAFAYETTE	36

ALL-LEAGUE TEAM

First Team Offense

Pos.	Name	Yr.	Team
WR	Michael Lewis	Jr.	HC
WR	Rob Varano	Gr.	LU
TE	Vance Cassell	Sr.	LU
OL	Mike Hendricks	Sr.	LU
OL	Dave Williams	Sr.	LC
OL	Bob Laliberte	Sr.	HC
OL	Ross Crump	Sr.	C
OL	Gee Lofstead	Sr.	LC
QB	Tom Ciaccio	So.	HC
RB	Tom Costello (OPOY)	So.	LC
RB	Joe Segreti	Jr.	HC
PK	Jim Hodson	Jr.	LC

Second Team Offense

Pos.	Name	Yr.	Team
WR	George Delaney	So.	C
WR	Mark Gallagher	Jr.	HC
TE	Jeremy Garvey	Jr.	C
OL	Matt Winters	Sr.	LC
OL	Ed Grass	Sr.	HC
OL	Ralph Riley	Sr.	HC
OL	Jarrod Johnson	Jr.	LU
OL	Joe Foy	Jr.	HC
OL	Tim Lawler	Jr.	C
QB	Scott Auchenbach (POY)	Sr.	B
RB	Brian Henesy	So.	B
RB	Erick Torain	Jr.	LU
PK	Steve Barimo	Sr.	B

First Team Defense

Pos.	Name	Yr.	Team
DL	Tim Downing	Sr.	HC
DL	Andy Hertz	Jr.	HC
DL	Marc Kosciuk	Jr.	HC
DL	Andy Kosko	Sr.	LU
LB	Daryl Boich	Sr.	LC
LB	Craig Callahan	Jr.	HC
LB	Craig Cavlovic	So.	B
DB	Mike Augsberger	Jr.	B
DB	Ernie Garlington	Sr.	HC
DB	Dave Murphy (DPOY)	Sr.	HC
DB	Dwayne Norris	Sr.	LC
P	Rory Crump	Jr.	C

Second Team Defense

Pos.	Name	Yr.	Team
DL	Matt Fras	Sr.	HC
DL	Kevin Gray	Sr.	C
DL	Rick Krichbaum	Jr.	C
DL	Mark Williams	Sr.	B
LB	Mike Jasper	Jr.	C
LB	Chris Maruca	Sr.	HC
LB	John Spatafore	So.	B
DB	Steve Aldiero	Sr.	C
DB	Joe Martin	Jr.	C
DB	Erik Street	Sr.	B
P	Daryl Boich	Sr.	LC

Year-by-Year



1990



TEAM	LEAGUE						OVERALL					
	W	L	T	Pct.	PF	PA	W	L	T	Pct.	PF	PA
Holy Cross	5	0	0	1.000	194	45	9	1	1	.864	339	106
Bucknell	3	2	0	.600	139	119	7	4	0	.636	337	278
Colgate	3	2	0	.600	108	135	7	4	0	.636	296	248
Lehigh	3	2	0	.600	171	88	7	4	0	.636	329	211
Lafayette	1	4	0	.200	97	143	4	7	0	.364	223	318
Fordham	0	5	0	.000	31	217	1	9	0	.100	127	342

BUCKNELL (7-4, 3-2)			COLGATE (7-4, 3-2)			FORDHAM (1-9, 0-5)			HOLY CROSS (9-1-1, 5-0)			LAFAYETTE (4-7, 1-4)			LEHIGH (7-4, 3-2)		
29 Hofstra	42	21	at Boston Univ.	10	16	at Hofstra	35	10	Massachusetts	10	32	Kutztown	16	35	FORDHAM	3	
24 at LAFAYETTE	14	17	at Rutgers	28	3	at LEHIGH	35	7	at Army	24	14	BUCKNELL	24	35	at Towson	14	
41 Columbia	16	59	Cornell	24	14	at Princeton	23	17	at Pennsylvania	3	17	at Yale	18	14	at Dartmouth	33	
42 at Cornell	21	39	Princeton	13	35	at Brown	28	35	Harvard	14	20	Pennsylvania	13	42	Columbia	9	
55 Towson	26	30	at Yale	7	13	at Harvard	19	21	Dartmouth	10	41	at Columbia	34	22	at Pennsylvania	16	
14 Princeton	9	22	New Hampshire	38	7	COLGATE	31	55	at Brown	0	16	Cornell	38	28	at Northeastern	13	
17 at Wm. & Mary	45	31	at FORDHAM	7	18	Wash. & Jeff.	20	34	LEHIGH	22	0	at Army	56	22	at HOLY CROSS	34	
27 COLGATE	28	28	at BUCKNELL	27	14	LAFAYETTE	59	34	LAFAYETTE	3	3	at HOLY CROSS	34	17	at Wm. & Mary	38	
14 at HOLY CROSS	43	7	at LEHIGH	52	0	HOLY CROSS	48	43	BUCKNELL	14	59	at FORDHAM	14	52	COLGATE	7	
30 at LEHIGH	27	36	LAFAYETTE	7	7	at BUCKNELL	44	48	at FORDHAM	0	7	at COLGATE	36	27	BUCKNELL	30	
44 FORDHAM	7	6	HOLY CROSS	35				35	at COLGATE	6	14	LEHIGH	35	35	at LAFAYETTE	14	

ALL-LEAGUE TEAM

First Team Offense			Second Team Offense			First Team Defense			Second Team Defense		
Pos. Name	Yr.	Team	Pos. Name	Yr.	Team	Pos. Name	Yr.	Team	Pos. Name	Yr.	Team
WR Mark Gallagher	Sr.	HC	WR George Delaney	Jr.	C	DL Andy Hertz	Sr.	HC	DL Art Bittel	Sr.	LC
WR Michael Lewis	Sr.	HC	WR Horace Hamm	Jr.	LU	DL Rick Krichbaum	Sr.	C	DL Matt Fras	Sr.	HC
TE Jeremy Garvey	Sr.	C	OL Doug Roebuck	Sr.	B	DL Stefan Stratton	Sr.	HC	DL Eric Jantzi	Sr.	B
TE Jeff Pape	Jr.	B	OL Rick Stahl	Jr.	HC	DL Corey Vincent	Jr.	HC	DL Dave Rosen	Jr.	LU
OL Jay Butler	Sr.	B	OL Pat Gibson	Jr.	HC	LB Craig Callahan (DPOY)	Sr.	HC	LB Bill Higgins	Sr.	B
OL Keith Petzold	Sr.	LU	OL Eric Schweiker	Sr.	F	LB Lee Picariello	Jr.	LU	LB Matt Stover	Sr.	F
OL Jarrod Johnson	Sr.	LU	OL Paul Austin	Sr.	B	LB Josh Schaad	Sr.	HC	LB Dave Weaver	Sr.	LC
OL Tom Cunningham	Sr.	LU	QB Dave Goodwin	Sr.	C	DB Mike Augsberger	Sr.	B	DB Chris Kovath	Jr.	HC
OL Joe Foy	Sr.	HC	RB Craig Cavlovic	Sr.	B	DB Rich Burke	Jr.	C	DB Joe Martin	Sr.	C
QB Tom Ciaccio (OPOY)	Jr.	HC	RB Brian Henesey	Jr.	B	DB Darrell Dees	Sr.	HC	DB Bill Nash	Sr.	C
RB Joe Segreti (POY)	Sr.	HC	PK Jim Hodson	Sr.	LC	DB Trevor Smith	Sr.	B	DB Rodney Shannon	Sr.	LC
RB Erick Torain	Sr.	LU			P Joe Emmons	Sr.	F	P Jeff Meader	Fr.	HC	
PK Todd Krutchkoff	Sr.	B									

TEAM	LEAGUE						OVERALL					
	W	L	T	Pct.	PF	PA	W	L	T	Pct.	PF	PA
Holy Cross	5	0	0	1.000	185	84	11	0	0	1.000	372	174
Lehigh	3	2	0	.600	172	103	9	2	0	.818	363	235
Lafayette	3	2	0	.600	133	138	6	5	0	.545	277	312
Colgate	3	2	0	.600	119	115	4	7	0	.364	224	321
Bucknell	1	4	0	.200	62	155	1	9	0	.100	99	326
Fordham	0	5	0	.000	59	135	2	8	0	.200	149	242

1991



BUCKNELL (1-9, 1-4)			COLGATE (4-7, 3-2)			FORDHAM (2-8, 0-5)			HOLY CROSS (11-0, 5-0)			LAFAYETTE (6-5, 3-2)			LEHIGH (9-2, 3-2)		
7 Hofstra	43	10	Northeastern	35	7	LEHIGH	32	22	Massachusetts	20	42	Buffalo	21	32	at FORDHAM	7	
0 Villanova	40	22	at Army	51	14	BUCKNELL	21	27	at Boston Univ.	23	21	at VMI	42	35	at Connecticut	19	
21 at FORDHAM	14	14	at Duke	42	17	Princeton	20	45	Pennsylvania	0	14	Yale	24	22	at Columbia	9	
16 at Dartmouth	34	31	at Cornell	13	20	at Columbia	16	28	at Harvard	13	20	at Pennsylvania	12	30	Dartmouth	28	
7 Cornell	23	21	at Princeton	30	14	Harvard	7	23	at Dartmouth	6	20	BUCKNELL	16	35	Northeastern	22	
16 at LAFAYETTE	20	7	Yale	25	30	Hofstra	50	42	Brown	28	30	Columbia	15	28	Pennsylvania	17	
7 at Princeton	31	25	FORDHAM	12	12	at COLGATE	25	43	at LEHIGH	42	17	at Hofstra	60	42	HOLY CROSS	43	
6 at COLGATE	38	38	BUCKNELL	6	7	at LAFAYETTE	33	48	LAFAYETTE	14	14	at HOLY CROSS	48	41	William & Mary	37	
6 HOLY CROSS	42	22	LEHIGH	21	19	HOLY CROSS *	24	42	at BUCKNELL	6	33	FORDHAM	7	21	at COLGATE	22	
13 LEHIGH	41	31	at LAFAYETTE	48	9	Villanova	14	24	FORDHAM *	19	48	COLGATE	31	41	at BUCKNELL	13	
		3	at HOLY CROSS	28		*at Limerick, Ireland		28	COLGATE	3	18	at LEHIGH	36	36	LAFAYETTE	18	

ALL-LEAGUE TEAM

First Team Offense			Second Team Offense			First Team Defense			Second Team Defense		
Pos. Name	Yr.	Team	Pos. Name	Yr.	Team	Pos. Name	Yr.	Team	Pos. Name	Yr.	Team
WR George Delaney	Sr.	C	WR Rich Clark	Sr.	LU	DL Pete Dankert	Sr.	HC	DL John Lusk	Jr.	B
WR Horace Hamm (OPOY)	Sr.	LU	WR Tom Garlick	Jr.	F	DL Jim Gianakopoulos	Sr.	C	DL Matt Nasser	Sr.	HC
TE Jeff Pape	Sr.	B	WR Mark Roman	Sr.	HC	DL Tom McDonald	Jr.	HC	DL Bill Pisano	Sr.	B
OL Jim Buebendorf	Sr.	C	TE Ron Hooley	Jr.	HC	DL Corey Vincent (DPOY)	Sr.	HC	DL Paul Schultheis	Jr.	C
OL Rick Stahl	Sr.	HC	OL Shane Bickel	Sr.	C	LB Mark Blazejewski	Jr.	F	LB Kevin Jefferson	So.	LU
OL Pat Gibson	Sr.	HC	OL Mike Moriarty	Sr.	LU	LB Joe Rowan	Sr.	F	LB Rob Milanette	So.	HC
OL Tim Brown	Sr.	C	OL Dave Levine	Sr.	LC	LB John Spatafore	Sr.	B	LB Lee Picariello	Sr.	LU
OL Ken Joseph	Sr.	LU	OL Eric Rutter	Jr.	B	DB Tom Clark	Sr.	LU	DB Rich Burke	Sr.	C
QB Tom Ciaccio (POY)	Sr.	HC	OL Karl Schultz	Sr.	HC	DB Ron Flauto	Sr.	HC	DB Filipe Figueira	Sr.	C
RB Jerome Fuller	Sr.	HC	QB Glenn Kempa	Sr.	LU	DB Chris Kovath	Sr.	HC	DB Rob Kulbacki	Sr.	LC
RB Bill Sparacio	So.	C	RB Larry Arico	Sr.	LU	DB Matt Morgan	Sr.	HC	DB Matt Taylor	Sr.	C
PK Jason McLaughlin	Fr.	LC	RB Mark Lookenbill	Jr.	LU	P Jeff Meader	So.	HC	P Eric Krupa	Sr.	LC
			PK Anthony Pignio	Fr.	HC						

Year-by-Year

TEAM	LEAGUE						OVERALL					
	W	L	T	Pct.	PF	PA	W	L	T	Pct.	PF	PA
Lafayette	5	0	0	1.000	177	91	8	3	0	.727	382	282
Holy Cross	4	1	0	.800	100	82	6	5	0	.545	153	175
Colgate	2	3	0	.400	97	103	4	7	0	.364	199	287
Lehigh	2	3	0	.400	121	104	3	8	0	.273	258	291
Bucknell	1	4	0	.200	63	156	4	7	0	.364	201	318
Fordham	1	4	0	.200	76	98	1	9	0	.100	141	222

1992



BUCKNELL (4-7, 1-4)		COLGATE (4-7, 3-2)		FORDHAM (1-9, 1-4)		HOLY CROSS (6-5, 4-1)		LAFAYETTE (8-3, 5-0)		LEHIGH (3-8, 2-3)							
41	Bloomsburg	24	0	at Rutgers	41	14	at LEHIGH	16	7	at Army	17	21	Hofstra	14	16	FORDHAM	14
0	at Villanova	34	17	at FORDHAM	7	7	COLGATE	17	3	Massachusetts	7	49	Buffalo	28	14	New Hampshire	28
21	at Towson	24	0	at Pennsylvania	24	9	Columbia	18	3	at Yale	7	35	at Princeton	38	23	at Cornell	29
33	Brown	14	34	at Columbia	29	10	Pennsylvania	13	30	Harvard	7	33	at Cornell	44	28	Princeton	38
14	at Dartmouth	44	35	Buffalo	21	12	at Yale	31	0	Dartmouth	48	36	at Army	38	28	at Northeastern	42
29	at Columbia	22	7	Cornell	25	20	at Hofstra	31	10	Princeton	7	31	Harvard	29	31	at Brown	24
12	at HOLY CROSS	27	14	at LEHIGH	13	21	LAFAYETTE	44	27	BUCKNELL	12	44	at FORDHAM	21	13	COLGATE	14
0	FORDHAM	21	28	LAFAYETTE	37	21	at BUCKNELL	0	28	LEHIGH	25	37	at COLGATE	28	25	at HOLY CROSS	28
16	at LEHIGH	38	26	William & Mary	44	14	at Villanova	31	6	at LAFAYETTE	15	15	HOLY CROSS	6	38	BUCKNELL	16
7	LAFAYETTE	49	17	HOLY CROSS	18	13	at HOLY CROSS	21	18	at COLGATE	17	49	at BUCKNELL	7	13	at Wm. & Mary	26
28	COLGATE	21	21	at BUCKNELL	28	21	FORDHAM	13	32	LEHIGH	29	29	at LAFAYETTE	32	29	at LAFAYETTE	32

ALL-LEAGUE TEAM

First Team Offense

Pos.	Name	Yr.	Team
WR	Jason Cristino	Sr.	LU
WR	Tom Garlick	Sr.	F
TE	Craig Roubinek	Jr.	LC
TE	Ron Hooley	Sr.	HC
OL	Chris Bellucci	Sr.	LC
OL	Pete Ravalico	Sr.	LC
OL	Chuck Endicott	Sr.	LU
OL	Mike Beier	Sr.	F
OL	Ed Hudak	Sr.	LC
QB	Tom Kirchhoff (POY)	Sr.	LC
RB	Erik Marsh (OPOY)	So.	LC
RB	Bill Sparacio	Jr.	C
PK	Jason McLaughlin	So.	LC

Second Team Offense

Pos.	Name	Yr.	Team
WR	David Berardinelli	Sr.	B
WR	Jamal Jordan	Sr.	LC
OL	Jeff Hart	Sr.	B
OL	Todd Kehley	Jr.	C
OL	John Zufall	Sr.	HC
OL	Calvin Hobbs	Sr.	LU
OL	Eric Rutter	Sr.	B
QB	Jim Russell	Sr.	C
RB	Eric Sampson	Jr.	HC
RB	Matt Walsh	Sr.	B
PK	Anthony Pignio	So.	HC

First Team Defense

Pos.	Name	Yr.	Team
DL	Aaron Dougherty	Jr.	F
DL	Bill Hitchmoth	Sr.	HC
DL	John Lusk	Sr.	B
DL	Tom McDonald (co-DPOY)	Sr.	HC
LB	Mark Blazejewski (co-DPOY)	Sr.	F
LB	Marcus Duckworth	Sr.	HC
LB	Rob Milanette	Jr.	HC
DB	Todd Araujo	Jr.	HC
DB	Brad Jordan	Sr.	F
DB	Mark Reardon	Sr.	LC
DB	Chris Tirone	Sr.	F
P	Jeff Meader	Jr.	HC

Second Team Defense

Pos.	Name	Yr.	Team
DL	Jim Bowes	Sr.	HC
DL	Curt Geisler	Sr.	F
DL	Frank Gianci	Sr.	C
DL	Pete Ohnegian	Jr.	LC
DL	John Powell	Sr.	HC
LB	John Clarkson	Sr.	F
LB	Greg Draddy	Sr.	HC
LB	Kevin Jefferson	Jr.	LU
LB	Kevin McManus	Sr.	LC
DB	Tony Barrett	Jr.	C
DB	Adam Ciperski	Sr.	LU
DB	Troy Dixon	Sr.	HC
DB	Garrett Morris	Sr.	HC
P	Craig Melograno	Jr.	LU

TEAM	LEAGUE						OVERALL					
	W	L	T	Pct.	PF	PA	W	L	T	Pct.	PF	PA
Lehigh	4	1	0	.800	143	94	7	4	0	.636	309	336
Lafayette	3	1	1	.700	131	99	5	4	2	.600	270	214
Bucknell	3	2	0	.600	114	115	4	7	0	.364	193	302
Holy Cross	2	3	0	.400	115	128	3	8	0	.273	205	326
Colgate	1	3	1	.300	79	95	3	7	1	.318	149	284
Fordham	1	4	0	.200	68	119	1	10	0	.091	145	315

1993



BUCKNELL (4-7, 3-2)		COLGATE (3-7-1, 1-3-1)		FORDHAM (1-10, 1-4)		HOLY CROSS (3-8, 2-3)		LAFAYETTE (5-4-2, 3-1-1)		LEHIGH (7-4, 4-1)							
21	Bloomsburg	16	6	at Rutgers	68	6	LEHIGH	24	7	at Massachusetts	37	31	BUCKNELL	14	21	at Delaware	62
14	at LAFAYETTE	31	0	at Army	30	5	at Villanova	25	18	Boston University	44	29	at Buffalo	15	24	at FORDHAM	6
12	Pennsylvania	42	22	at Cornell	6	0	at Columbia	7	13	at Dartmouth	7	7	Princeton	21	31	Hofstra	24
13	Dartmouth	31	27	Columbia	24	30	at Pennsylvania	34	0	at Princeton	38	16	at Harvard	21	42	Brown	35
0	at Hofstra	28	12	Pennsylvania	30	14	Buffalo	33	27	Yale	31	58	at Columbia	6	35	Cornell	13
12	at Brown	21	3	at Navy	31	6	at Cornell	48	25	at Harvard	41	17	Hofstra	17	23	at Princeton	31
33	HOLY CROSS	23	32	LEHIGH	36	12	at LAFAYETTE	27	23	at BUCKNELL	33	27	FORDHAM	12	36	at COLGATE	32
27	at FORDHAM	21	7	at LAFAYETTE	7	21	BUCKNELL	27	10	at LEHIGH	17	7	COLGATE	7	17	HOLY CROSS	10
23	LEHIGH	27	13	at FORDHAM	17	17	COLGATE	13	27	LAFAYETTE	52	52	at HOLY CROSS	27	27	at BUCKNELL	32
21	at Towson	49	14	at HOLY CROSS	27	22	Hofstra	49	27	COLGATE	14	12	at Army	35	14	at Idaho	77
8	at COLGATE	13	13	BUCKNELL	8	12	at HOLY CROSS	28	28	FORDHAM	12	14	at LEHIGH	39	39	LAFAYETTE	14

ALL-LEAGUE TEAM

First Team Offense

Pos.	Name	Yr.	Team
WR	Dave Cecchini	Sr.	LU
WR	Chris Summers	Sr.	HC
TE	Craig Roubinek	Sr.	LC
OL	Todd Kehley	Sr.	C
OL	Ray Powers	Jr.	LU
OL	Matt Kujovsky	Jr.	LC
OL	Dave Pyne	Sr.	LC
OL	Scott Thistlewaite	Sr.	B
QB	Scott Semptimphelter (POY)	Sr.	LU
RB	Erik Marsh (OPOY)	Jr.	LC
RB	Bill Sparacio	Sr.	C
PK	Anthony Pignio	Jr.	HC

Second Team Offense

Pos.	Name	Yr.	Team
WR	Brad Bernardini	Sr.	B
WR	Tom Nash	Sr.	C
TE	Mark LaFeir	Jr.	LU
OL	Tom Claro	So.	HC
OL	Don Watson	Sr.	B
OL	Bill Hahner	Sr.	LU
OL	Mike Boorman	Jr.	C
OL	Brian McDonough	Sr.	F
QB	Rob Glus	Jr.	B
RB	Rich Lemon (ROY)	Fr.	B
RB	Chris Ross	Jr.	F
PK	Jason McLaughlin	Jr.	LC

First Team Defense

Pos.	Name	Yr.	Team
DL	Harrison Bailey	Jr.	LC
DL	Cecil Boone	Sr.	B
DL	Aaron Dougherty	Sr.	F
DL	Ed Sasso	Sr.	LC
LB	Aaron Dougherty (DPOY)	Sr.	F
LB	Rob Milanette	Sr.	HC
LB	Netfa Slaughter	Sr.	LC
DB	Todd Araujo	Sr.	HC
DB	Matt Cope	So.	LC
DB	Jason Mack	Jr.	LU
DB	Pat Smith	Jr.	HC
P	Craig Melograno	Sr.	LU

Second Team Defense

Pos.	Name	Yr.	Team
DL	Brett Almasy	Sr.	LU
DL	Sean Brauser	Sr.	B
DL	John Soi	Sr.	C
DL	Aaron Torgler	Jr.	F
LB	Doug Hines	Sr.	LC
LB	Ryan Reinert	Sr.	F
LB	Russ Strohecker	Jr.	B
DB	Mark Miller	So.	B
DB	Chris O'Leary	So.	F
DB	Mark Reardon	Sr.	LC
DB	Mike Wilt	Sr.	F
P	Jeff Meader	Sr.	HC

Year-by-Year



1994



TEAM	LEAGUE						OVERALL					
	W	L	T	Pct.	PF	PA	W	L	T	Pct.	PF	PA
Lafayette	5	0	0	1.000	175	55	5	6	0	.455	230	202
Lehigh	3	2	0	.600	139	127	5	5	1	.500	307	314
Holy Cross	3	2	0	.600	107	93	3	8	0	.273	175	327
Bucknell	2	3	0	.400	101	167	5	6	0	.455	272	311
Colgate	2	3	0	.400	100	79	3	8	0	.273	174	253
Fordham	0	5	0	.000	66	167	0	11	0	.000	146	315

BUCKNELL (5-6, 2-3)			COLGATE (3-8, 3-3)			FORDHAM (0-11, 0-5)			HOLY CROSS (3-8, 3-2)			LAFAYETTE (5-6, 5-0)			LEHIGH (5-5-1, 3-2)		
21 Hofstra	45	7	Boston Univ.	45	7	Villanova	23	3	at Army	49	14	East Stroudsburg	31	38	FORDHAM	7	
32 So. Connecticut	7	20	Dartmouth	16	7	at LEHIGH	38	0	Massachusetts	32	7	at Pennsylvania	27	48	at Buffalo	19	
42 at Harvard	23	3	at Princeton	29	20	at Hofstra	30	22	at Yale	47	6	Hofstra	27	28	Columbia	28	
7 at Princeton	12	7	at Brown	26	6	Cornell	13	17	Harvard	27	13	at Columbia	28	17	at Cornell	21	
41 Towson	28	10	at Buffalo	23	14	at Dartmouth	31	8	at Pennsylvania	59	15	Dartmouth	27	36	at Yale	32	
28 Cornell	29	27	at Harvard	35	13	Columbia	24	18	at Brown	20	0	at Navy	7	10	at New Hampshire	42	
31 at LEHIGH	27	35	FORDHAM	6	20	Princeton	27	9	at LAFAYETTE	17	17	HOLY CROSS	9	27	BUCKNELL	31	
14 LAFAYETTE	56	22	at LEHIGH	25	6	at COLGATE	35	31	at FORDHAM	21	56	at BUCKNELL	14	25	COLGATE	22	
20 at HOLY CROSS	27	6	LAFAYETTE	14	21	HOLY CROSS	31	27	BUCKNELL	20	14	at COLGATE	6	29	Delaware	45	
7 COLGATE	31	31	at BUCKNELL	7	6	LAFAYETTE	34	13	LEHIGH	29	34	at FORDHAM	6	29	at HOLY CROSS	13	
29 FORDHAM	26	6	HOLY CROSS	27	26	at BUCKNELL	29	27	at COLGATE	6	54	LEHIGH	20	20	at LAFAYETTE	54	

ALL-LEAGUE TEAM

First Team Offense			Second Team Offense			First Team Defense			Second Team Defense		
Pos.	Name	Yr. Team	Pos.	Name	Yr. Team	Pos.	Name	Yr. Team	Pos.	Name	Yr. Team
WR	Tom Nash	Sr. C	WR	Jarrett Shine	Jr. LC	DL	Harrison Bailey	Sr. LC	DL	Ed Burman	Jr. B
WR	Tramont Evans	Jr. LC	TE	Joe Cooney	Sr. HC	DL	Derek Mast	Sr. LC	DL	Sam Lawler	Sr. LU
WR	Brian Klingerman	Jr. LU	TE	Mark Gentile	Sr. B	DL	Gavin Morrissey	Jr. LC	DL	Rich Owens	Sr. LU
TE	Mark LaFeir	Sr. LU	TE	Glenn Hunzinger	Jr. LC	DL	Aaron Torgler	Sr. F	DL	Jeremy Patty	Sr. B
OL	Mike Boorman	Sr. C	OL	Steve Borys	Jr. F	LB	Rawle Howard	Jr. LC	LB	Jason Jacobs	Sr. F
OL	Tom Claro	Jr. HC	OL	Jeff Denning	Jr. LC	LB	David Streeter	So. HC	LB	Tom Morelli	Jr. C
OL	R.J. Colosimo	Sr. C	OL	Jeremy Sweeney	Jr. LC	LB	Russ Strohecker	Sr. B	LB	Andrew Welty	Sr. B
OL	Don Gormsen	Sr. LU	OL	Mike Zimirowski	So. HC	DB	Marcus Cameron	So. C	DB	John Henry	Sr. B
OL	Matt Kujovsky	Sr. LC	QB	Shawn McHale (co-ROY)	So. LC	DB	Matt Cope	Jr. LC	DB	Mark Miller	Jr. B
OL	Ray Powers	Sr. LU	RB	Rabih Abdullah	So. LU	DB	Jason Mack	Sr. LU	DB	Toussaint Roberson	Sr. HC
QB	Bob Aylsworth	Jr. LU	RB	Dana Farland	Sr. C	DB	Pat Smith (DPOY)	Sr. LC	DB	Dan Walker	Sr. C
RB	Erik Marsh (co-POY)	Sr. LC	PK	Jason McLaughlin	Sr. LC	P	Rich Miller	So. B	P	Barry Cantrell	Fr. F
RB	Rich Lemon (co-POY/OPOY)	So. B									
PK	Anthony Pignio	Sr. HC									

1995



TEAM	LEAGUE						OVERALL					
	W	L	T	Pct.	PF	PA	W	L	T	Pct.	PF	PA
Lehigh	5	0	0	1.000	155	83	8	3	0	.727	306	272
Bucknell	4	1	0	.800	123	83	7	4	0	.636	195	174
Lafayette	3	2	0	.600	127	114	4	6	1	.409	176	250
Fordham	2	3	0	.400	93	93	4	6	1	.409	208	236
Holy Cross	1	4	0	.200	94	136	2	9	0	.182	180	326
Colgate	0	5	0	.000	66	149	0	11	0	.000	134	367

BUCKNELL (7-4, 4-1)			COLGATE (0-11, 0-5)			FORDHAM (4-6-1, 2-3)			HOLY CROSS (2-9, 1-4)			LAFAYETTE (4-6-1, 3-2)			LEHIGH (8-3, 5-0)		
20 So. Connecticut	0	3	at Northeastern	44	13	at Buffalo	49	9	Hofstra	24	24	at Buffalo	17	9	at Army	42	
28 at FORDHAM	21	9	LEHIGH	20	46	Marist	0	0	at Massachusetts	51	0	at Hofstra	26	20	at COLGATE	9	
3 at Princeton	20	8	Harvard	28	21	BUCKNELL	28	19	at Cornell	28	8	Pennsylvania	28	21	Yale	10	
19 at Pennsylvania	20	23	Princeton	34	14	Dartmouth	34	10	Brown	37	10	Columbia	10	14	New Hampshire	35	
23 LEHIGH	30	14	FORDHAM	34	24	at Harvard	21	17	Yale	28	7	at Dartmouth	14	30	at BUCKNELL	23	
10 at Cornell	7	6	at Brown	21	34	at COLGATE	14	27	at Harvard	22	0	at Princeton	41	37	at Columbia	35	
14 at Towson	7	14	at Dartmouth	35	15	Hofstra	36	17	LAFAYETTE	27	27	at HOLY CROSS	17	34	Cornell	23	
30 LAFAYETTE	11	14	at Army	56	3	Richmond	3	10	FORDHAM *	17	11	at BUCKNELL	30	36	at Massachusetts	44	
21 HOLY CROSS	7	9	at LAFAYETTE	35	17	HOLY CROSS *	10	7	at BUCKNELL	21	35	COLGATE	9	17	at FORDHAM	0	
21 at COLGATE (OT)	14	14	BUCKNELL (OT)	21	0	LEHIGH	17	21	at LEHIGH	51	24	FORDHAM (2OT)	21	51	HOLY CROSS	21	
6 at Army	37	20	at HOLY CROSS	39	21	at LAFAYETTE(2OT)	24	39	COLGATE	20	30	at LEHIGH (2OT)	37	37	LAFAYETTE(2OT)	30	

ALL-LEAGUE TEAM

First Team Offense			Second Team Offense			First Team Defense			Second Team Defense		
Pos.	Name	Yr. Team	Pos.	Name	Yr. Team	Pos.	Name	Yr. Team	Pos.	Name	Yr. Team
WR	Brian Klingerman (OPOY)	Sr. LU	WR	J.J. Hope	Sr. C	DL	Carl Barbera	Jr. F	DL	Hunter Adams	So. B
WR	John Sakowski	Sr. B	WR	Brian Hopkins	So. HC	DL	Ed Burman (DPOY)	Sr. B	DL	Matt Faery	Sr. HC
TE	Glenn Hunzinger	Sr. LC	WR	Quincy Miller	Jr. LC	DL	Joe Kasztejna	Sr. C	DL	Pat Feeley	Sr. B
OL	Brian Bartelle	Jr. LU	TE	Jon O'Flynn	Sr. C	DL	Gavin Morrissey	Sr. LC	DL	Brian Regan	Sr. HC
OL	Steve Borys	Sr. F	OL	Jeff Denning	Sr. LC	LB	Rob Bird	Sr. B	DL	David Sunderland	Jr. LU
OL	Tom Claro	Sr. HC	OL	Jason Donkers	Sr. B	LB	Rawle Howard	Sr. LC	LB	Tim Baumgardner	Jr. F
OL	Scott Novak	Sr. F	OL	Jack Durkin	Jr. C	LB	David Streeter	Jr. HC	LB	Dan Bengele	So. LC
OL	Doug Yates	Jr. LU	OL	Brian Gay	Sr. B	DB	Tadji Chattman	Jr. LC	LB	Lance Eckenrode	Jr. LU
QB	Bob Aylsworth (POY)	Sr. LU	OL	Mariusz Misiec	So. B	DB	Matt Cope	Sr. LC	LB	Jack Pieracini	So. F
RB	Rabih Abdullah	Jr. LU	QB	Jim Fox	Jr. B	DB	Leos Kennedy	Sr. F	DB	B.J. Gallis	Jr. LC
RB	Rich Lemon	Jr. B	QB	Joe Moorhead	Sr. F	DB	Chris O'Leary	Sr. F	DB	Roman McDonald	Sr. LU
PK	Jamie Gornell	Sr. HC	RB	Leonard Moore (ROY)	Fr. LC	P	Ben Talbott	Jr. LU	DB	Mark Miller	Sr. B
			RB	Daymon Smith	So. C				P	Barry Cantrell	So. F
			PK	Rich Miller	Jr. B						

Year-by-Year

TEAM	LEAGUE						OVERALL						1996
	W	L	T	Pct.	PF	PA	W	L	T	Pct.	PF	PA	
Bucknell	4	1	0	.800	131	80	6	5	0	.545	234	223	
Colgate	3	2	0	.600	152	111	6	5	0	.545	285	256	
Lehigh	3	2	0	.600	92	80	5	6	0	.455	208	264	
Lafayette	2	2	0	.500	89	91	5	5	0	.500	192	214	
Fordham	1	3	0	.250	72	105	2	8	0	.200	172	248	
Holy Cross	1	4	0	.200	76	145	2	9	0	.182	209	351	

BUCKNELL (6-5, 4-1)		COLGATE (6-5, 3-2)		FORDHAM (2-8, 1-3)		HOLY CROSS (2-9, 1-4)		LAFAYETTE (5-5, 2-2)		LEHIGH (5-6, 3-2)						
44 Towson	7	0	at Richmond	13	13	Maine	24	10	Massachusetts	28	29	Millersville	17	7	at Delaware	49
0 William & Mary	47	16	Buffalo	36	14	at LEHIGH	20	38	at COLGATE	21	6	Northeastern	36	20	FORDHAM	14
7 Harvard	30	21	HOLY CROSS	38	10	at Villanova	49	30	at Princeton	37	30	Cornell	19	20	Buffalo	34
21 Penn (ZOT)	30	7	at Pennsylvania	38	10	Columbia	17	16	Columbia	42	17	at Harvard	7	14	Dartmouth	21
21 at Yale	23	44	Brown	27	7	at Dartmouth	20	7	at Dartmouth	35	PPD	at FORDHAM	PPD	20	at Princeton	14
10 Princeton	6	35	at Towson	10	PPD	LAFAYETTE	PPD	25	Harvard	28	0	at Columbia	3	27	at New Hampshire	42
38 at HOLY CROSS	7	31	at Cornell	21	14	at Brown	27	7	BUCKNELL	38	9	at COLGATE	40	28	at Pennsylvania	24
7 at LEHIGH	6	40	LAFAYETTE	9	46	Georgetown	6	0	at FORDHAM	28	21	at Army	41	6	BUCKNELL	7
7 at LAFAYETTE	23	34	at FORDHAM	13	28	HOLY CROSS	0	10	LEHIGH	20	23	BUCKNELL	7	20	at HOLY CROSS	10
51 FORDHAM	17	30	at LEHIGH	23	13	COLGATE	34	21	at LAFAYETTE	38	38	HOLY CROSS	21	23	COLGATE	30
28 COLGATE (OT)	27	27	at BUCKNELL (OT)	28	17	at BUCKNELL	51	45	at Georgetown	36	19	LEHIGH	23	23	at LAFAYETTE	19

ALL-LEAGUE TEAM

First Team Offense

Pos.	Name	Yr.	Team
WR	Corey Hill	So.	C
WR	Quincy Miller	Sr.	LC
TE	Chris Young	Sr.	C
OL	Cory Bailey	Jr.	F
OL	Brian Bartelle	Sr.	LU
OL	Mariusz Misiec	Jr.	B
OL	Rob Puntel	Sr.	C
OL	Doug Yates	Sr.	LU
OL	Mike Zimirovski	Sr.	HC
QB	Jim Fox	Sr.	B
QB	Ryan Vena (POY/ROY)	Fr.	C
RB	Anthony Caravetta (OPOY)	Sr.	C
RB	Rich Lemon	Sr.	B
PK	Dana Fiatarone	So.	HC
PK	Brian Menecola	So.	LC

Second Team Offense

Pos.	Name	Yr.	Team
WR	Deron Braswell	So.	LU
WR	Jeff Laboranti	Jr.	HC
TE	Bobby Andrews	So.	HC
OL	Mark Bourke	Sr.	F
OL	Tim Girard	Jr.	C
OL	Jim Goff	So.	LC
OL	Damian Wroblewski	So.	LC
RB	Brian Baker	So.	LU
RB	Daymon Smith	Jr.	C

First Team Defense

Pos.	Name	Yr.	Team
DL	Hunter Adams	Jr.	B
DL	Carl Barbera	Sr.	F
DL	Craig Hansen	Jr.	LC
DL	Blair Hicks	Sr.	C
DL	David Sunderland	Sr.	LU
LB	Dan Bengele	Jr.	LC
LB	Brandon Little	Sr.	B
LB	Adam Sofran	Sr.	C
DB	Marcus Cameron	Sr.	C
DB	B.J. Gallis (DPOY)	Sr.	LC
DB	George Howanitz	Sr.	B
DB	Mark Miller	Sr.	LU
P	Ben Talbott	Sr.	LU

Second Team Defense

Pos.	Name	Yr.	Team
DL	John Green	So.	LC
DL	Bryan Hoffman	Sr.	HC
DL	Derik Liberatore	Sr.	C
LB	Ian Eason	Fr.	LU
LB	Jack Pieracini	Jr.	F
LB	David Streeter	Sr.	HC
DB	Curtis May	Sr.	LU
DB	Terence Parham	Jr.	B
DB	Tahir Rivers	Sr.	LU
DB	Sedrick Rogers	Jr.	HC
P	Barry Cantrell	Jr.	F

TEAM	LEAGUE					OVERALL					1997		
	W	L	T	Pct.	PF	PA	W	L	T	Pct.		PF	PA
Colgate	6	0		1.000	256	72	7	5		.583	414	300	
Bucknell	5	1		.833	145	99	10	1		.909	282	213	
Fordham	4	2		.667	129	117	5	6		.455	215	247	
Holy Cross	2	4		.333	75	163	4	7		.364	182	308	
Lehigh	2	4		.333	150	189	4	7		.364	307	326	
Lafayette	2	4		.333	130	156	3	8		.273	236	314	
Towson	0	6		.000	51	140	2	8		.200	126	233	

BUCKNELL (10-1, 5-1)		COLGATE (7-5, 6-0)		FORDHAM (5-6, 4-2)		HOLY CROSS (4-7, 2-4)		LAFAYETTE (3-8, 2-4)		LEHIGH (4-7, 2-4)		TOWSON (2-8, 0-6)							
23 Duquesne	16	7	Richmond	23	23	at LAFAYETTE	0	7	at TOWSON#	27	0	FORDHAM	23	35	at Fordham (OT)	42	22	Monmouth	21
23 at LAFAYETTE	21	27	FORDHAM	14	42	LEHIGH (OT)	35	25	Georgetown	21	14	at Army	41	16	at TOWSON	14	27	HOLY CROSS#	7
20 Pennsylvania	16	44	at Cornell (OT)	38	14	at COLGATE	27	6	Dartmouth	35	21	BUCKNELL	23	30	Harvard	35	14	LEHIGH	16
24 at Harvard	20	61	LEHIGH	28	7	at Princeton	9	7	Princeton	21	27	at Brown	35	28	at COLGATE	61	6	at Columbia	16
25 at Yale	24	44	at LAFAYETTE	6	14	Brown	45	45	at Columbia	16	31	Columbia	3	24	Pennsylvania	7	14	at Pennsylvania	26
36 at FORDHAM	10	28	Princeton	31	10	Dartmouth	31	24	at Harvard	52	6	COLGATE	44	38	at Hofstra	45	33	Robert Morris	30
18 HOLY CROSS	6	27	at Army	35	10	BUCKNELL	36	6	at BUCKNELL	18	34	at Cornell (ZOT)	41	46	at Dartmouth	26	0	at LAFAYETTE	38
21 LEHIGH	14	42	at HOLY CROSS	7	13	Cornell	45	7	COLGATE	42	38	TOWSON	0	14	at BUCKNELL	21	7	at FORDHAM	12
45 at St. Mary's (Cal.)	38	34	TOWSON	3	12	TOWSON	7	20	at LEHIGH	14	0	New Haven	38	14	HOLY CROSS	20	3	at COLGATE	34
33 at TOWSON	0	24	at Navy	52	42	at Georgetown	0	23	LAFAYETTE	34	34	at HOLY CROSS	23	19	Delaware	24	0	BUCKNELL	33
14 at COLGATE	48	48	BUCKNELL	14	28	at HOLY CROSS	12	12	FORDHAM	28	31	at LEHIGH	43	43	LAFAYETTE	31	# Towson forfeited after using ineligible player		

ALL-LEAGUE TEAM

First Team Offense

Pos.	Name	Yr.	Team
WR	Deron Braswell	Jr.	LU
WR	Corey Hill	Jr.	C
TE	Bobby Andrews	Jr.	HC
OL	Cory Bailey	Sr.	F
OL	Mariusz Misiec	Sr.	B
OL	Luke George	Jr.	C
OL	Tim Girard	Sr.	C
OL	Damian Wroblewski	Jr.	LC
QB	Ryan Vena (POY)	So.	C
RB	Rabih Abdullah	Sr.	LU
RB	Daymon Smith (OPOY)	Sr.	C
PK	Dana Fiatarone	Jr.	HC

Second Team Offense

Pos.	Name	Yr.	Team
WR	Jeff Laboranti	Sr.	HC
WR	Ronnie Rockett	Jr.	B
TE	Ernie Quackenbush	Jr.	C
OL	Paul Clasby	So.	C
OL	Mike Kadow	Sr.	LU
OL	Caleb Moyer	Sr.	LU
OL	Neal Thompson	Jr.	B
OL	Jason Wancowicz	Jr.	B
QB	Phil Stambaugh	So.	LU
RB	Jason Corle	So.	T
RB	Chris Peer	Sr.	B
PK	Ross Coleman	Jr.	B

First Team Defense

Pos.	Name	Yr.	Team
DL	Hunter Adams	Sr.	B
DL	John Green	Jr.	LC
DL	Blair Hicks	Sr.	C
DL	Nick Martucci	Jr.	LU
LB	Dan Bengele (DPOY)	Sr.	LC
LB	Nate Domyancic	Sr.	C
LB	Willie Hill	Sr.	B
DB	Jabari Garrett	So.	T
DB	Shane McAndrew	Jr.	F
DB	Khalid McLeod	Sr.	T
DB	Nate Musselman	So.	B
DB	Jamal Patterson	Sr.	C
P	Barry Cantrell	Sr.	F

Second Team Defense

Pos.	Name	Yr.	Team
DL	Dominic Blue	Sr.	HC
DL	Neal Gomez	So.	C
DL	Eric Green	So.	B
DL	Mike Shelley	Jr.	F
LB	Jim Colongo	Sr.	T
LB	Ian Eason	So.	LU
LB	Jack Pieracini	Sr.	F
DB	Angel Colon	So.	LC
DB	Pat Destro	Sr.	F
DB	Josh LaBrec	Sr.	B
P	Erich Kutschke	So.	C



Year-by-Year

TEAM	LEAGUE					OVERALL					2000
	W	L	Pct.	PF	PA	W	L	Pct.	PF	PA	
Lehigh	6	0	1.000	186	89	12	1	.923	337	160	
Holy Cross	4	2	.667	105	95	7	4	.636	245	223	
Colgate	4	2	.667	109	120	7	4	.636	235	240	
Towson	3	3	.500	155	135	7	4	.636	299	216	
Bucknell	2	4	.333	126	113	6	5	.545	242	172	
Fordham	1	5	.167	100	190	3	8	.273	211	318	
Lafayette	1	5	.167	137	176	2	9	.182	244	350	

BUCKNELL (6-5, 2-4)	COLGATE (7-4, 4-2)	FORDHAM (3-8, 1-5)	HOLY CROSS (7-4, 4-2)	LAFAYETTE (2-9, 1-5)	LEHIGH (12-1, 6-0)	TOWSON (7-4, 3-3)
7 at Richmond 10	7 at Connecticut 37	13 TOWSON 36	38 at Georgetown 22	20 TOWSON 42	34 at Wofford 14	36 at FORDHAM 13
38 Cornell 15	42 at Dartmouth 24	34 Fairfield 7	27 at Harvard 25	24 Princeton 17	17 Pennsylvania 10	42 at LAFAYETTE 20
12 Columbia 10	30 at TOWSON (OT) 27	26 at Columbia 43	17 TOWSON 14	28 at Pennsylvania 45	20 at Princeton 18	31 Morgan State 7
35 Duquesne 14	21 FORDHAM 6	17 at Georgetown 10	27 at Yale 33	19 Harvard 42	35 Cornell 16	14 at HOLY CROSS 17
24 at Georgetown 10	34 Princeton 6	6 at COLGATE 21	34 Pennsylvania 17	22 at Columbia 47	42 at TOWSON 21	27 COLGATE 30
42 LAFAYETTE 30	23 at Cornell 16	17 Brown 44	14 at Dartmouth 31	30 at BUCKNELL 42	45 at Harvard 13	21 LEHIGH 42
14 at LEHIGH 21	20 St. Mary's (Calif.) 37	17 Yale 24	13 at LAFAYETTE 28	28 HOLY CROSS 13	21 BUCKNELL 14	38 Howard 6
27 FORDHAM 13	17 LAFAYETTE 14	13 at BUCKNELL 27	6 LEHIGH 21	14 at COLGATE 17	21 at HOLY CROSS 6	12 at Monmouth 0
9 at HOLY CROSS 10	14 at LEHIGH 20	31 LAFAYETTE 28	10 BUCKNELL 9	28 at FORDHAM 31	20 COLGATE 14	33 at St. Mary's (Cal.) 45
13 at TOWSON 15	3 at HOLY CROSS 32	17 at LEHIGH 51	32 at COLGATE 3	14 at Duquesne 23	51 FORDHAM 17	15 BUCKNELL 13
21 COLGATE 24	24 at BUCKNELL 21	20 at HOLY CROSS 27	27 FORDHAM 20	17 LEHIGH 31	31 at LAFAYETTE 17	30 at Drake 23
					37 at Western Ill.* 7	
					22 at Delaware* 47	

*I-AA playoffs

ALL-LEAGUE TEAM

First Team Offense			Second Team Offense			First Team Defense			Second Team Defense		
Pos.	Name	Yr. Team	Pos.	Name	Yr. Team	Pos.	Name	Yr. Team	Pos.	Name	Yr. Team
WR	Phil Yarberough (OPOY)	Sr. LC	WR	David Thompson	Jr. HC	DL	David Puloka	Sr. HC	DL	Tom Kuhn	Sr. B
WR	Brian Endler	Sr. LU	WR	Jamal White	Jr. T	DL	David Petett	Sr. LU	DL	Adam Lord	So. B
TE	Dustin Grande	Sr. LU	TE	Barry HoAire	Sr. C	DL	Roobhenn Smith	Sr. LU	DL	Duevorn Harris	Sr. C
OL	Ken Kubec	Jr. C	OL	Chris Conley	Sr. HC	DL	Andrew Hollingsworth (POY and DPOY)	Sr. T	DL	Michael Emory	Sr. LU
OL	Pat Quay	Sr. HC	OL	Jamie Grabowski	Sr. HC	LB	Vince Ficca	Sr. B	LB	John Constantino	Sr. C
OL	Brian McDonald	Sr. LU	OL	Chris Royle	So. LC	LB	James Young	Sr. LU	LB	Ahmad Russell	Sr. C
OL	Adam Nepp	Sr. T	OL	John Babb	Sr. LU	LB	Bryant Appling	Sr. LU	LB	Rusty McKinney	Jr. T
OL	Brian Wronski	Sr. T	OL	John Tierney	Sr. T	DB	Kevin Eiben	Sr. B	DB	Troy LaRose	Sr. HC
QB	Brant Hall	Jr. LU	QB	Erreick Stewart	So. HC	DB	Brandon Tinson	Sr. C	DB	Elijah Beamon	Sr. LC
FB	Ryan Mayo	Sr. LC	FB	Gene Liebel	Jr. T	DB	Michael Blake	Jr. HC	DB	Matt Andrews	Sr. LU
RB	Noah Read	Jr. T	RB	Jabu Powell	Jr. B	DB	Abdul Byron	Jr. LU	DB	Ricky Crestwell	Sr. T
PK	Brian Colsant	Sr. F	PK	Chris Lundberg	So. B	P	Frank Traupman	Sr. HC	P	Matt Fordyce	So. F

ALL-ANNIVERSARY TEAM

(1986-2000)

<u>Offense</u>				<u>Defense</u>			
Name	School	Class	Position	Name	School	Class	Position
Dave Cecchini	Lehigh	1993	Wide Receiver	Hunter Adams	Bucknell	1998	Defensive Line
Tom Ciaccio	Holy Cross	1992	Quarterback	Mark Blazejewski	Fordham	1992	Linebacker
Paul Clasby	Colgate	2000	Offensive Line	Ed Burman	Bucknell	1996	Defensive Line
Kenny Gamble	Colgate	1988	Running Back	Craig Callahan	Holy Cross	1991	Linebacker
Luke George	Colgate	1999	Offensive Line	Matt Cope	Lafayette	1996	Defensive Back
Corey Hill	Colgate	1999	Wide Receiver	Ian Eason	Lehigh	1999	Linebacker
Rich Lemon	Bucknell	1997	Running Back	B.J. Gallis	Lafayette	1997	Defensive Back
Gordie Lockbaum	Holy Cross	1988	Running Back	Greg Manusky	Colgate	1988	Linebacker
Erik Marsh	Lafayette	1995	Running Back	Nick Martucci	Lehigh	1998	Defensive Line
Mariusz Misiec	Bucknell	1998	Offensive Line	Dave Murphy	Holy Cross	1990	Defensive Back
Ryan Vena	Colgate	2000	Quarterback	Corey Vincent	Holy Cross	1992	Defensive Line
Jason McLaughlin	Lafayette	1995	Place Kicker	Barry Cantrell	Fordham	1998	Punter

All-Anniversary Team selected by a panel of Patriot League coaches, sports information directors and administrators.

Year-by-Year



TEAM	LEAGUE					OVERALL					2001
	W	L	Pct.	PF	PA	W	L	Pct.	PF	PA	
Lehigh	7	0	1.000	253	103	11	1	.917	410	182	
Colgate	5	1	.833	150	75	7	3	.700	247	189	
Fordham	5	2	.714	192	145	7	4	.636	329	243	
Bucknell	4	3	.571	162	93	6	4	.600	240	157	
Holy Cross	3	4	.429	169	196	4	6	.400	247	179	
Towson	2	5	.286	102	202	3	7	.300	149	257	
Lafayette	1	6	.146	165	219	2	8	.200	210	308	
Georgetown	0	6	.000	60	220	3	7	.300	160	316	

BUCKNELL (6-4, 4-3)

17	at Kent State	38
23	at Columbia (OT)	20
38	St. Mary's (Calif.)	6
51	TOWSON	10
17	at LAFAYETTE	16
34	GEORGETOWN	0
12	at FORDHAM	17
21	HOLY CROSS	14
14	LEHIGH	21
13	at COLGATE	15

COLGATE (7-3, 5-1)

14	at Villanova	38
10	at Maine	34
21	FORDHAM	9
35	Cornell	32
35	at Princeton	10
37	TOWSON	5
20	at LAFAYETTE	16
22	LEHIGH	25
35	at HOLY CROSS	7
15	BUCKNELL	13

FORDHAM (7-4, 5-2)

46	at Fairfield	14
9	at COLGATE	21
48	GEORGETOWN	13
23	at Brown	40
27	at Yale	36
21	LEHIGH	31
17	BUCKNELL	12
45	at LAFAYETTE	24
28	at TOWSON	23
24	HOLY CROSS	21
41	Columbia	10

GEORGETOWN (0-6, 3-7)

14	LEHIGH	41
7	at HOLY CROSS	33
13	at FORDHAM	48
15	Duquesne	13
26	Davidson	24
0	at BUCKNELL	34
35	Marist (OT)	38
24	at San Diego	21
17	LAFAYETTE	37
9	TOWSON	17

HOLY CROSS (4-6, 3-4)

33	GEORGETOWN	7
17	at TOWSON	9
22	Yale	23
7	at Pennsylvania	43
49	Dartmouth	17
63	LAFAYETTE	53
14	at LEHIGH	47
14	at BUCKNELL	21
7	COLGATE	35
21	at FORDHAM	24

LAFAYETTE (2-8, 1-6)

13	at TOWSON (OT)	16
0	Pennsylvania	37
14	at Harvard	38
31	Columbia	14
16	BUCKNELL	17
53	at HOLY CROSS	63
16	COLGATE	20
24	FORDHAM	45
37	at GEORGETOWN	17
6	at LEHIGH	41

LEHIGH (11-1, 7-0)

41	at GEORGETOWN	14
34	Princeton	10
58	Cent. Conn. St.	10
38	at Cornell	35
47	TOWSON	12
31	at FORDHAM	21
47	HOLY CROSS	14
25	at COLGATE	22
21	at BUCKNELL	14
41	LAFAYETTE	6
27	Hofstra (OT) *	24
17	at Furman *	34

TOWSON (3-7, 2-5)

10	at Albany	14
16	LAFAYETTE (OT)	13
9	HOLY CROSS	17
20	at Morgan St. (OT)	17
10	at BUCKNELL	51
12	at LEHIGH	47
5	at COLGATE	37
17	Monmouth	24
23	FORDHAM	28
27	at GEORGETOWN	9

* I-AA playoffs

ALL-LEAGUE TEAM

First Team Offense

Pos.	Name	Yr.	Team
WR	Javarus Dudley	So.	F
WR	Josh Snyder (OPOY)	Sr.	LU
TE	John Frieser	So.	C
OL	Jon Churchill	Sr.	B
OL	Ken Kubec	Sr.	C
OL	Mark Manno	Sr.	F
OL	Chris Royle	Jr.	LC
OL	Jeff Santacroce	Jr.	LU
QB	Brant Hall	Jr.	LU
RB	Nate Thomas	Sr.	C
RB	Kirwin Watson	So.	F
PK	Brian Colsant	Sr.	F

Second Team Offense


Pos.	Name	Yr.	Team
WR	Jim Horan	Jr.	B
WR	David Thompson	Sr.	HC
TE	Greg Readinger	Sr.	B
TE	Stewart Kupfer	Sr.	LC
OL	Carson Book	Sr.	B
OL	Matt Shepard	Jr.	C
OL	Maurice Briscoe	Sr.	F
OL	Jefferson Exil	Sr.	HC
OL	Kevin Moss	So.	LC
QB	Mark Carney	Sr.	F
RB	Jabu Powell	Sr.	B
RB	Noah Read	Sr.	T
PK	Brian Kelley	Jr.	LU

First Team Defense

Pos.	Name	Yr.	Team
DL	Joe Massey	Jr.	B
DL	Adam Lord	Jr.	B
DL	Tom Kuhn	Sr.	B
DL	Theo Moss	Sr.	LU
LB	Mark Tallman	Sr.	BU
LB	Ron Hampton	Sr.	C
LB	David Dugan	Jr.	HC
DB	Reed Tunison	Sr.	B
DB	Ameer Riley	Jr.	C
DB	Michael Blake	Sr.	HC
DB	Abdul Byron (DPOY)	Sr.	LU
DB	Darnell Evans	Sr.	T
P	Jay Heibel	Sr.	LU

Second Team Defense

Pos.	Name	Yr.	Team
DL	Mike Latek	So.	C
DL	Charlie Mull	Sr.	F
DL	Sammy Siaki	Sr.	HC
DL	Justin Yelverton	Jr.	T
LB	Tony Downs	Sr.	F
LB	Rusty McKinney	Sr.	T
LB	Sean Hendricks	Sr.	T
DB	Max Wynn	Jr.	C
DB	Vernell Shaw	Sr.	HC
DB	Matt Salvaterra	Jr.	LU
P	Steve Balcavage	So.	T



Head Coach **Pete Lembo** and the Mountain Hawks celebrated another title in 2001.

Year-by-Year

TEAM	LEAGUE					OVERALL					2002
	W	L	Pct.	PF	PA	W	L	Pct.	PF	PA	
Fordham	6	1	.857	250	141	10	3	.769	407	201	
Colgate	6	1	.857	177	138	9	3	.750	301	203	
Lafayette	5	2	.714	183	111	7	5	.583	303	272	
Lehigh	4	3	.571	180	100	8	4	.667	319	216	
Towson	3	4	.529	129	136	6	5	.545	315	225	
Georgetown	2	5	.286	118	277	5	6	.455	190	345	
Holy Cross	2	5	.286	161	201	4	8	.333	292	344	
Bucknell	0	7	.000	86	177	2	9	.182	163	251	

BUCKNELL (2-9, 0-7)

14	at Duquesne	35
22	at St. Mary's (Cal.)	23
14	Cornell	3
27	Delaware State	13
10	COLGATE (OT)	13
14	at TOWSON	20
31	at GEORGETOWN	32
21	at HOLY CROSS	38
9	LAFAYETTE	19
0	at LEHIGH	21
7	FORDHAM	34

COLGATE (9-3, 6-1)

0	Villanova	20
31	at FORDHAM	40
30	Dartmouth	26
38	Columbia	6
13	at BUCKNELL (OT)	10
10	at Princeton	14
42	at Cornell	13
9	at TOWSON	7
31	LAFAYETTE	24
28	at LEHIGH	14
44	GEORGETOWN	22
25	HOLY CROSS	20

FORDHAM (10-3, 6-1)

43	St. Peter's	0
40	COLGATE	31
11	at Columbia	13
51	at Fairfield	6
41	at GEORGETOWN	10
24	Brown	17
33	LAFAYETTE	26
23	LEHIGH (OT)	26
37	at HOLY CROSS	27
42	TOWSON	14
34	at BUCKNELL	7
29	at Northeastern *	24
10	at Villanova *	24

GEORGETOWN (5-6, 2-5)

0	at LEHIGH	69
13	HOLY CROSS	41
21	Fairfield	3
2	at Fla. International	27
10	FORDHAM	41
25	at Davidson	21
17	at LAFAYETTE	35
32	BUCKNELL	31
24	Marist	17
22	at COLGATE	44
24	at TOWSON	16

HOLY CROSS (4-8, 2-5)

30	at Army	21
41	at GEORGETOWN	13
23	at Harvard	28
10	TOWSON	42
19	at Yale	28
24	St. Mary's (Calif.)	22
36	at Dartmouth	44
12	LEHIGH	21
38	BUCKNELL	21
27	FORDHAM	37
13	at LAFAYETTE	42
20	at COLGATE	25

LAFAYETTE (7-5, 5-2)

30	Monmouth	29
23	TOWSON	7
21	Pennsylvania	52
19	at Princeton	34
22	at Duquesne	23
28	at Columbia	21
35	GEORGETOWN	17
26	at FORDHAM	33
24	at COLGATE	31
19	at BUCKNELL	3
42	HOLY CROSS	13
14	LEHIGH	7

LEHIGH (8-4, 4-3)

37	at Buffalo	26
69	GEORGETOWN	0
31	Princeton	24
21	at Pennsylvania	24
36	Harvard	35
19	at TOWSON	23
14	Yale	7
21	at HOLY CROSS	12
26	at FORDHAM (OT)	23
14	COLGATE	28
24	BUCKNELL	0
4	at LAFAYETTE	14

TOWSON (6-5, 3-4)

49	Morgan State	28
7	at LAFAYETTE	23
56	Brown	42
42	at HOLY CROSS	10
31	at Cornell (2 OT)	34
23	LEHIGH	19
20	BUCKNELL	14
7	COLGATE	9
20	at Monmouth	0
14	at FORDHAM	42
16	GEORGETOWN	24

ALL-LEAGUE TEAM

First Team Offense

Pos.	Name	Yr.	Team
WR	Javarus Dudley	Jr.	F
WR	Jamal White	Sr.	T
TE	John Frieser	Jr.	C
OL	Matt Shepard	Sr.	C
OL	Mike Murphy	Sr.	C
OL	Kevin Moss	Jr.	LC
OL	Chris Royle	Sr.	LC
OL	Jeff Santacroce	Sr.	LU
OL	Jason Gunning	Jr.	T
QB	Kevin Eakin	Jr.	F
FB	Alemayo White	Sr.	F
RB	Kirwin Watson (OPOY)	Jr.	F
PK	Matt Fordyce	Sr.	F

Second Team Offense

Pos.	Name	Yr.	Team
WR	Luke Graham	So.	C
WR	John Weyrauch	Jr.	LC
TE	Travis Johnson	Jr.	F
OL	Rashad Stallworth	Jr.	B
OL	Kevin Oefelein	Jr.	F
OL	John San Marco	Sr.	F
OL	Steve Fox	Jr.	HC
OL	John Timko	Sr.	LU
OL	John Bryner	Sr.	LU
QB	Marko Glavic	Jr.	LC
FB	Justin Polk	Sr.	C
RB	Jermaine Pugh	Jr.	LU
PK	Lane Schwarzberg	So.	C

First Team Defense

Pos.	Name	Yr.	Team
DL	Joe Massey	Sr.	B
DL	Adam Lord (co-DPOY)	Sr.	B
DL	Mike Gregorek	Jr.	LU
DL	Juston Yelverton	Sr.	T
LB	Stephane Pluviose	Jr.	B
LB	Tem Lukabu (co-DPOY)	Jr.	C
LB	Tom McGeoy	Jr.	L
DB	Max Wynn	Sr.	C
DB	Dan McGrath	Jr.	F
DB	Ken Pitter	Sr.	LU
DB	P.D. Moore	So.	T
P	Matt Fordyce	Sr.	F

Second Team Defense

Pos.	Name	Yr.	Team
DL	Josh Sabo	Jr.	C
DL	Mike Latek	Jr.	C
DL	Aymen Aboushi	Sr.	F
DL	Keron Lucius	Jr.	F
LB	NaQuinton Gainous	So.	F
LB	David Dugan	Sr.	HC
LB	Mike Taggart	Jr.	LU
LB	Neal Regan	Jr.	T
DB	Maurice Robertson	Sr.	C
DB	Will Davis	Jr.	F
DB	Lawrence Williams	Jr.	LU
DB	Matt Salvaterra	Sr.	LU
DB	Edmund Carazo	Sr.	T
P	David Paulus	Sr.	G



Fordham's lone Patriot League title came in 2002. The Rams shared the crown with Colgate.

Year-by-Year



2003



TEAM	LEAGUE					OVERALL				
	W	L	Pct.	PF	PA	W	L	Pct.	PF	PA
Colgate	7	0	1.000	219	115	15	1	.938	480	303
Lehigh	6	1	.857	226	99	8	3	.727	327	185
Fordham	4	3	.571	179	158	9	3	.750	386	251
Bucknell	4	3	.571	175	197	6	6	.500	284	299
Towson	3	4	.429	108	142	6	6	.500	271	274
Lafayette	2	5	.286	170	175	5	6	.455	315	248
Georgetown	1	6	.143	126	223	4	8	.333	272	334
Holy Cross	1	6	.143	185	290	1	11	.083	322	478

BUCKNELL (6-6, 4-3)

28	Duquesne	21
33	at Delaware State	28
19	at Cornell	21
16	at Columbia	19
31	at FORDHAM	10
13	at Pennsylvania	14
14	TOWSON	10
6	at COLGATE	50
53	HOLY CROSS	31
17	at LAFAYETTE	35
9	LEHIGH	45
45	GEORGETOWN	16

COLGATE (15-1, 7-0)

20	at GEORGETOWN	19
38	at Buffalo	15
31	at Dartmouth	9
26	TOWSON	7
27	at Cornell	24
30	at Princeton	3
52	Yale	40
50	BUCKNELL	6
47	at LAFAYETTE	31
17	LEHIGH	10
14	FORDHAM	3
45	at HOLY CROSS	38
19	Massachusetts *	7
28	Western Illinois *	27
36	at Florida Atlantic *	24
0	vs. Delaware *	40

* I-AA playoffs

FORDHAM (9-3, 4-3)

42	C.W. Post	7
63	at Rhode Island	28
16	at LEHIGH	23
37	Columbia	30
10	BUCKNELL	31
24	at Brown	21
41	New Haven	7
32	at LAFAYETTE	30
34	GEORGETOWN	10
49	HOLY CROSS	28
3	at COLGATE	14
35	at TOWSON	22

GEORGETOWN (4-8, 1-6)

19	COLGATE	20
34	at HOLY CROSS	42
10	Monmouth	12
14	at VMI	42
17	at LAFAYETTE	10
49	Stony Brook	21
42	at Cornell	20
24	LEHIGH	45
10	at FORDHAM	34
6	TOWSON	27
30	Davidson	10
16	at BUCKNELL	45

HOLY CROSS (1-11, 1-6)

20	at LEHIGH	38
42	GEORGETOWN	34
23	Harvard	43
45	at San Diego (OT)	46
16	Yale	41
13	at TOWSON	30
20	Dartmouth	24
23	at Fla. International	34
31	at BUCKNELL	53
28	at FORDHAM	49
13	LAFAYETTE	41
38	COLGATE	45

LAFAYETTE (5-6, 2-5)

49	Marist	0
13	at TOWSON	19
28	Princeton	13
10	GEORGETOWN	17
27	Columbia	41
27	at Harvard	34
30	FORDHAM	32
31	COLGATE	47
35	BUCKNELL	17
41	at HOLY CROSS	13
10	at LEHIGH	30

LEHIGH (8-3, 6-1)

38	HOLY CROSS	20
23	FORDHAM	16
28	at Princeton	13
24	Pennsylvania	31
17	at Connecticut	35
35	St. Mary's (Cal.)	7
45	at GEORGETOWN	24
35	TOWSON	3
10	at COLGATE	17
45	at BUCKNELL	9
30	LAFAYETTE	10

TOWSON (6-6, 3-4)

16	at Morgan State	19
50	Lock Haven	19
19	LAFAYETTE	13
28	at Yale	62
7	at COLGATE	26
30	HOLY CROSS	13
10	at BUCKNELL	14
24	Elon	7
3	at LEHIGH	35
27	at GEORGETOWN	6
35	Albany	16
22	FORDHAM	35

ALL-LEAGUE TEAM

First Team Offense

Pos.	Name	Yr.	Team
WR	Javarus Dudley	Sr.	F
WR	Luke McArdle	Sr.	G
TE	Adam Bergen	Jr.	LU
OL	Marc Sclafani	Sr.	C
OL	Rene Vargas	Sr.	C
OL	Prince Potier	Sr.	F
OL	Steve Fox	Sr.	HC
OL	Kevin Moss	Sr.	LC
OL	Jason Gunning	Sr.	T
QB	Kevin Eakin	Sr.	F
RB	Jamaal Branch (OPOY)	Jr.	C
RB	Kirwin Watson	Sr.	F
PK	Matt Douglas	Sr.	LU

Second Team Offense

Pos.	Name	Yr.	Team
WR	Luke Graham	Jr.	C
WR	Ari Confesor	Sr.	HC
TE	John Frieser	Sr.	C
OL	Rashad Stallworth	Sr.	B
OL	Kevin Oefelein	Sr.	F
OL	Justin Terry	Jr.	LU
OL	Oscar Guerrero	Sr.	LU
QB	Chris Brown	Jr.	C
RB	Joe McCourt	Jr.	LC
RB	Jermaine Pugh	Sr.	LU
PK	Micah Clukey (ROY)	Fr.	F

First Team Defense

Pos.	Name	Yr.	Team
DL	Josh Sabo	Sr.	C
DL	Colby Kuhns	Sr.	F
DL	Aki Jones	Jr.	F
DL	Mike Gregorek	Sr.	LU
LB	Tem Lukabu (DPOY)	Sr.	C
LB	Tom McGeoy	Sr.	LU
LB	Mike Taggart	Sr.	LU
DB	Sean McCune	Sr.	C
DB	Tad Kornegay	Jr.	F
DB	Lawrence Williams	Sr.	LU
DB	P.D. Moore	Jr.	T
P	Steve Bulcavage	Sr.	T

Second Team Defense

Pos.	Name	Yr.	Team
DL	Rob Hannah	Sr.	C
DL	Michael Ononibaku	So.	G
DL	Royce Morgan	So.	LU
DL	Steven Nance	Sr.	T
DL	Jason Troilo	Sr.	T
LB	Kevin Ransome	Jr.	B
LB	Antrell Tyson	Jr.	C
LB	NaQuinton Gainous	Jr.	F
LB	Neal Regan	Sr.	T
DB	Ainsworth Minott	Sr.	C
DB	Will Davis	Sr.	F
DB	Matt Fronzke	Sr.	G
DB	Davon Telp	Jr.	T
P	Steve Ayers	Sr.	F



The 2003 Colgate Raiders were the Patriot League champions and the NCAA Division I-AA runners-up.

Year-by-Year

TEAM	LEAGUE				OVERALL					2004	
	W	L	Pct.	PF	PA	W	L	Pct.	PF		PA
Lafayette	5	1	.833	165	91	8	4	.667	324	229	
Lehigh	5	1	.833	183	91	9	3	.750	345	193	
Bucknell	4	2	.667	170	127	7	4	.636	296	221	
Colgate	4	2	.667	157	117	7	4	.636	261	225	
Fordham	2	4	.333	160	158	5	6	.455	288	270	
Holy Cross	1	5	.167	134	251	3	8	.273	240	367	
Georgetown	0	6	.000	77	201	3	8	.273	174	280	

BUCKNELL (7-4, 4-2)	COLGATE (7-4, 4-2)	FORDHAM (5-6, 2-4)	GEORGETOWN (3-8, 0-6)	HOLY CROSS (3-8, 1-5)	LAFAYETTE (8-4, 5-1)	LEHIGH (9-3, 5-1)
14 at Villanova 20	20 at Massachusetts 30	36 RHODEISLAND 37	36 ST.FRANCIS(Pa.) 7	7 DUQUESNE 31	48 MARIST 7	25 STONY BROOK 2
15 CORNELL 9	17 DARTMOUTH 15	14 at Albany 0	6 LAFAYETTE 17	31 SAN DIEGO 37	17 at Georgetown 6	16 VILLANOVA 22
42 COLUMBIA 13	33 GEORGETOWN 0	17 at Columbia 14	7 at Duquesne 45	0 at Harvard 35	18 at Princeton 35	34 at Liberty 16
35 at Georgetown 19	28 at Yale 31	41 DUQUESNE 34	0 at Colgate 33	35 FORDHAM 42	21 at Richmond 16	44 ALBANY 14
25 at Penn (2 OT) 32	29 PRINCETON 26	42 at Holy Cross 35	19 BUCKNELL 35	14 LEHIGH 42	23 HARVARD 38	42 at Holy Cross 14
13 LAFAYETTE 14	10 at Cornell 6	20 at Brown (OT) 27	21 VMI 0	24 at Dartmouth 0	35 at Columbia 14	30 at Yale 24
17 at Lehigh* 40	41 HOLY CROSS 7	20 LAFAYETTE 35	10 at Monmouth 27	7 at Colgate 41	14 at Bucknell 13	40 BUCKNELL 7
42 at Holy Cross 27	14 at Lehigh 21	36 GEORGETOWN 6	6 at Fordham 36	27 BUCKNELL 42	35 at Fordham 20	21 COLGATE 14
21 FORDHAM 20	22 LAFAYETTE 19	20 at Bucknell 21	18 LEHIGH 49	44 MARIST 13	19 at Colgate 22	49 at Georgetown 18
42 COLGATE 7	7 at Bucknell 42	14 at Lehigh 21	23 at Davidson 0	20 at Lafayette 56	56 HOLY CROSS 20	21 FORDHAM 14
30 at Duquesne 20	40 at Fordham 28	28 COLGATE 40	28 HOLYCROSS(OT) 31	31 at Georgetown(OT) 28	24 LEHIGH 10	10 at Lafayette 24
					14 at Delaware* 28	13 JAMESMADISON* 14
					* I-AA playoffs	* I-AA playoffs

ALL-LEAGUE TEAM

First Team Offense

Pos.	Name	Yr.	Team
QB	Daris Wilson	Sr.	BU
RB	Jamaal Branch	Sr.	CU
RB	Joe McCourt	Sr.	LC
WR	Luke Graham	Sr.	CU
WR	DeWayne Long	Sr.	CU
TE	Adam Bergen	Sr.	LU
OL	Jared Amatuzzo	Sr.	Ford.
OL	Stephen Bono	Sr.	LC
OL	Joe Ungrady	Sr.	LC
OL	Justin Terry	Sr.	LU
OL	Jason Morrell	Sr.	LU
PK	Micah Clukuy	So.	Ford.

Second Team Offense

Pos.	Name	Yr.	Team
QB	Mark Borda	Jr.	LU
RB	Steve Silva	Sr.	HC
RB	Eric Rath	Jr.	LU
WR	Steve Porco	Sr.	Ford.
WR	Gerran Walker	Jr.	LU
TE	James Caffarello	Jr.	Ford.
OL	Jon Scharf	Sr.	BU
OL	Aaron DeGraffenreid	Sr.	BU
OL	Dave Cannon	Jr.	HC
OL	Drew Buettner	Sr.	LC
OL	Adam Selmasska	Jr.	LU
PK	Mike DeSantis	So.	HC

First Team Defense

Pos.	Name	Yr.	Team
DL	Sean Conover	Jr.	BU
DL	Michael Ononibaku	Jr.	Gtown
DL	Tom Alfsen	Sr.	LU
DL	Tristan Lawrence	Sr.	LU
LB	NaQuinton Gainous	Sr.	Ford.
LB	Maurice Bennett	Jr.	LC
LB	Anthony Graziani	Sr.	LU
DB	Virgil Rush	Sr.	BU
DB	Jerome Acy	Sr.	BU
DB	Thaddius Kornegay	Sr.	Ford.
DB	Karrie Ford	Sr.	LU
P	Kyle Keating	Sr.	LU

Second Team Defense

Pos.	Name	Yr.	Team
DL	Corey Mayo	Jr.	BU
DL	Eddie Gordon	Sr.	Ford.
DL	Aki Jones	Sr.	Ford.
DL	Alex Buzbee	So.	Gtown
LB	Kevin Ransome	Sr.	BU
LB	Jared Nepa	Jr.	CU
LB	Tyrone Thorne	Sr.	Ford.
LB	Blake Costanzo	Jr.	LC
DB	Geoff Bean	So.	CU
DB	Maurice Banks	Jr.	Gtown
DB	Kaloma Cardwell	Jr.	LU
DB	Neil Boozzer-Gallman	Sr.	LU
DB	Andrew Nelson	Jr.	LU
P	Anthony DiFino	Jr.	Ford.
P	Mike Davis	Sr.	LC

Offensive Player of the Year: Joe McCourt., Sr., RB, Lafayette
 Defensive Player of the Year: Sean Conover, Jr., DL, Bucknell
 Special Teams Player of the Year: Dante Ross, Jr., KR, Bucknell
 Rookie of the Year: Jonte Coven, RB, Fordham
 Coach of the Year: Frank Tavani, Lafayette



The Lafayette Leopards celebrate their shared League title with Lehigh in 2004. Due to a head-to-head win over the Mountain Hawks, Lafayette was the PL's automatic qualifier into the I-AA playoffs. Lehigh made it as an at-large team and both were ousted in the first round. Here, Lafayette head coach **Frank Tavani** accepts the Patriot League trophy from Executive Director **Carolyn Schlie Femovich**. For more on the Lafayette-Lehigh rivalry, check out the inside front cover of this guide.

Postseason Results



DIVISION I-AA PLAYOFF RESULTS -- 1997

1st Round -- November 29 at Villanova Stadium, Villanova, Pa.

(#16) Colgate	7	14	7	0	28
(#1) Villanova	10	14	3	22	49

V - (10:43 1st) - Strippoli 5 pass from Boden (Kiefer kick)
 C - (7:17 1st) - Weiss 5 run (Federico kick)
 V - (1:00 1st) - Kiefer 25 FG
 C - (11:12 2nd) - Hill 5 pass from Vena (Federico kick)
 V - (9:30 2nd) - Westbrook 38 pass from Boden (Kiefer kick)
 C - (2:27 2nd) - Vena 28 run (Federico kick)
 V - (2:10 2nd) - Westbrook 89 kickoff return (Kiefer kick)
 V - (4:51 3rd) - Kiefer 22 FG
 C - (0:30 3rd) - Hill 11 pass from Vena (Federico kick)
 V - (14:19 4th) - Boden 1 run (Brad Finneran pass from Boden)
 V - (9:59 4th) - Boden 1 run (Kiefer kick)
 V - (4:03 4th) - Westbrook 4 run (Kiefer kick)

Team	Colgate	Villanova
First Downs	24	25
Rushes-Yds.	43-171	32-148
Passing Yards	235	347
Comp.-Att.-Int.	17-27-3	23-34-0
Total Net Yards	406	495
Return Yards	160	211
Punts-Avg.	3-47.0	1-31.0
Fumbles-Lost	0-0	1-0
Penalties-Yards	4-43	7-53
Time of Possession	31:33	28:27
Att. -	8,875	

Individual Leaders

Rushing: Colgate: Weiss 20-81, Smith 10-42, Vena 13-48.
 Villanova: Westbrook 17-104, Sifford 11-45.
Passing: Colgate: Vena 16-26-3-229, Kutschke 1-1-0-6. Villanova:
 Boden 21-31-0-305, Gicking 2-3-0-42.
Receiving: Colgate: Hill 9-141, Gregory 4-62, Smith 3-26.
 Villanova: Brad Finneran 6-107, Dolbin 6-92, Brian Finneran 5-58.

VILLANOVA, Pa. — In the first appearance ever by a Patriot League team in the Division I-AA playoffs, the Colgate Raiders battled the nation's No. 1 team, Villanova, to a virtual standoff for three quarters before succumbing to a 22-point fourth quarter outburst by the Wildcats in first round action on Nov. 29.

Behind a fine offensive performance, which included a game-high nine receptions for 141 yards and two touchdowns from junior wide receiver **Corey Hill**, the Raiders led Villanova 28-27 as the final period began. However, Villanova scored on its first three possessions of the fourth quarter and held Colgate in check to come away with the 49-28 win.

Colgate's offense once again proved that it could move the football against anyone. The Raiders piled up 406 yards of total offense and 24 first downs against the Wildcats. Sophomore quarterback **Ryan Vena** completed 16-of-26 passes for 229 yards and two touchdowns.

Vena also carried the ball 13 times for 48 yards, including a 28-yard touchdown run on the option. Sophomore running back **Ed Weiss** paced the ground attack with 81 yards and a touchdown on 20 carries, while fullback **Daymon Smith** added 42 yards on 10 carries.

Senior linebacker **Matt Domyancic** and senior safety **Jamal Patterson** led the Raider defensive effort with 10 tackles apiece.

DIVISION I-AA PLAYOFF RESULTS -- 1998

1st Round -- Nov. 28 at Allen E. Paulsen Stadium, Statesboro, Ga.

(#16) Colgate	0	21	0	7	28
(#1) Georgia Southern	7	14	21	7	49

GS - (2:31 1st) - Hill 2 run (Chambers kick)
 C - (14:52 2nd) - Gregory 21 pass from Vena (Federico kick)
 C - (9:41 2nd) - Gomez 1 run (Policare rush failed)
 GS - (7:32 2nd) - Cunningham 7 run (Chambers kick)
 C - (4:01 2nd) - Vena 1 run (Hill pass from Vena)
 GS - (1:19 2nd) - Peterson 2 run (Chambers kick)
 GS - (12:57 3rd) - Hill 13 run (Chambers kick)
 GS - (10:49 3rd) - Peterson 4 run (Chambers kick)
 GS - (5:20 3rd) - Hill 11 run (Chambers kick)
 GS - (13:15 4th) - Peterson 6 run (Chambers kick)
 C - (7:49 4th) - Gregory 34 pass from Vena (Federico kick)

Team	Colgate	Ga. Southern
First Downs	26	26
Rushes-Yds.	46-241	62-457
Passing Yards	187	93
Comp.-Att.-Int.	13-26-2	5-10-0
Total Net Yards	428	550
Return Yards	130	180
Punts-Avg.	2-48.0	1-20.0
Fumbles-Lost	4-2	2-1
Penalties-Yards	1-5	3-35
Time of Possession	27:28	32:32
Att. -	7,676	

Individual Leaders

Rushing: Colgate: Vena 20-90, Beitler 10-67, King 10-67. Georgia Southern: Peterson 26-178, Hill 15-125, Revere 6-48, Grace 2-40.
Passing: Colgate: Vena 12-25-2-186, Kutschke 1-1-0-1. Georgia Southern: Hill 5-10-0-93.
Receiving: Colgate: Gregory 4-76, Hill 4-69, Mattes 2-15. Georgia Southern: Joyner 3-72, Grace 1-13, Parham 1-8.

STATESBORO, Ga. — For the second year in a row the Colgate Raiders drew the nation's top-ranked team in the I-AA playoffs, and for the second year in a row its offense proved it could move the football against anyone. In fact, the Raiders gained more yards (291) and scored more points (21) in the first half against Georgia Southern than any team the Eagles played this season.

However, the top-ranked and undefeated Eagles were not to be denied, piling up 183 yards and 21 unanswered points in the third quarter en route to a 49-28 victory.

Led by Southern Conference Player of the Year, fullback Adrian Peterson, the Eagles rushed for a SoCon playoff record 457 yards. Peterson carried the ball 26 times for 178 yards and three scores, and quarterback Greg Hill added 125 yards and three scores on 15 carries.

Colgate quarterback **Ryan Vena** rushed for a team-high 90 yards and scored a touchdown, and passed for 186 yards and two additional scores. Wide receivers **R.J. Gregory** and **Corey Hill** each caught four passes to lead the receiving corps.

Seniors **Tom McCarroll** and **Eric Zaleski** led the Raider defensive unit with nine tackles apiece.

Colgate, the first at-large selection from the Patriot League in the I-AA playoffs, concluded its season with an 8-4 record.



Postseason Results

DIVISION I-AA PLAYOFF RESULTS -- 1998

1st Round -- November 28 at UR Stadium, Richmond, Va.

(#14) Lehigh	0	14	0	10	24
(#3) Richmond	7	7	0	9	23

R - (9:48 1st) - Pendergrass 19 run (Falkowski kick)
 R - (11:24 2nd) - Miles 4 run (Falkowski kick)
 L - (9:19 2nd) - Snyder 6 run (Taaffe kick)
 L - (5:32 2nd) - Moore 45 pass from Stambaugh (Taaffe kick)
 L - (13:23 4th) - Jean 25 run (Taaffe kick)
 R - (7:53 4th) - Falkowski 38 FG
 R - (1:18 4th) - Pendergrass 5 run (kick blocked)
 L - (0:03 4th) - Taaffe 30 FG

Team	Lehigh	Richmond
First Downs	18	24
Rushes-Yds.	26-69	64-277
Passing Yards	308	98
Comp.-Att.-Int.	27-38-0	8-15-0
Total Net Yards	377	375
Return Yards	123	72
Punts-Avg.	6-43.2	6-40.8
Fumbles-Lost	2-1	0-0
Penalties-Yards	5-25	8-76
Time of Possession	23:23	36:37
Att. - 10,254		

Individual Leaders

Rushing: Lehigh: Jean 17-83, Snyder 3-12, Stambaugh 6-(-26).
 Richmond: Pendergrass 28-148, Miles 24-80, Snider 5-33.
Passing: Lehigh: Stambaugh 26-37-0-281, Braswell 1-1-0-27.
 Richmond: Miles 8-15-0-98.
Receiving: Lehigh: Braswell 8-108, Moore 5-82, Fedorcha 5-39,
 Jean 4-32. Richmond: Moore 5-56, Jones 2-33, Pendergrass 1-9.

RICHMOND, Va. — Sophomore place-kicker **Jaron Taaffe** connected on a 30-yard field goal with just three seconds remaining on the clock to give Lehigh a stunning 24-23 victory over Richmond in the first round of the NCAA Div. I-AA playoffs.

The Mountain Hawks led for most of the fourth quarter, but Richmond's Jasper Pendergrass scored on a five-yard run with just 1:18 remaining to give the Spiders the lead, 23-21.

However, in what may have been the biggest play of the day, Lehigh's **Sam Brinley** broke through the line to block the ensuing extra-point attempt, opening the door for Taaffe's game-winning kick.

Lehigh quarterback **Phil Stambaugh**, who completed 26-of-37 passes for 281 yards and a touchdown without an interception, engineered the winning drive for the Mountain Hawks.

Stambaugh completed five passes on the drive, including a fourth-down completion to senior **Deron Braswell** which kept Lehigh's hopes alive. Braswell led all receivers with eight receptions for 108 yards.

Sophomore linebacker **Brendan Moore** paced the Mountain Hawks' defense with a game-high 14 tackles, while Ian Eason and Brinley added 11 stops apiece.

Although the No. 3-seeded Spiders held a decided 13-minute advantage in time of possession, the No. 14-seeded Mountain Hawks managed more total yardage, 377-375. The win was the 13th in a row for Lehigh dating back to last season.

DIVISION I-AA PLAYOFF RESULTS -- 1998

2nd Round -- Dec. 5 at McGuirk Alumni Stadium, Amherst, Mass.

(#14) Lehigh	7	7	0	7	21
(#11) Massachusetts	3	10	7	7	27

L - (13:59 1st) - Jean 8 run (Taaffe kick)
 M - (11:38 1st) - Cherry 25 FG
 M - (13:17 2nd) - Moore 30 pass from Bankhead (Cherry kick)
 M - (11:23 2nd) - Cherry 33 FG
 L - (2:45 2nd) - Jean 1 run (Taaffe kick)
 M - (1:34 3rd) - Zullo 37 pass from Bankhead (Cherry kick)
 M - (11:17 4th) - Shipp 1 run (Cherry kick)
 L - (7:11 4th) - Stambaugh 1 run (Taaffe kick)

Team	Lehigh	Massachusetts
First Downs	19	25
Rushes-Yds.	30-77	47-189
Passing Yards	302	270
Comp.-Att.-Int.	26-43-0	22-37-2
Total Net Yards	379	459
Return Yards	131	67
Punts-Avg.	8-39.8	4-43.3
Fumbles-Lost	1-1	1-1
Penalties-Yards	4-30	5-40
Time of Possession	28:11	31:49
Att. - 12,108		

Individual Leaders

Rushing: Lehigh: Jean 20-90, Moore 1-9, Stambaugh 7-(-26).
 UMass: Shipp 36-159, Jordan 2-18, Quinlan 4-11, Bankhead 4-(-3).
Passing: Lehigh: Stambaugh 26-43-0-302. UMass: Bankhead 22-36-2-270.
Receiving: Lehigh: Braswell 10-127, Fedorcha 4-73, Falzone 4-41,
 Snyder 3-21. UMass: Moore 8-117, Jordan 5-25, Zullo 4-51, Shipp 3-41.

AMHERST, Mass. — Lehigh failed on four attempts to get into the end zone from the nine-yard line, and came up just short against Massachusetts, 27-21, in the quarterfinal round of the NCAA Championship.

In what many figured to be a shootout, the defenses rose to the occasion as each team was held below its season scoring average. Massachusetts' Chris Price, who recorded seven tackles and two sacks, came up with one of the biggest defensive plays of the afternoon when he sacked Lehigh quarterback **Phil Stambaugh** on second down from the nine with just over a minute to play. Lehigh still had two shots at the end zone from the 15-yard line but the Minutemen defended both passes, fade patterns to the left corner of the end zone, to secure the win.

The third quarter proved to be the downfall for Lehigh. The Mountain Hawks struggled offensively, gaining just 26 yards while the Minutemen put up nearly 150 and scored to regain a lead they would never relinquish.

In the final period, UMass scored on a one-yard run by Marcel Shipp (36-159 yards), stretching the lead to 27-14 with just over 11 minutes remaining. The Mountain Hawks responded with a 10-play, 81-yard drive, capped by a one-yard QB sneak from Stambaugh, closing the gap to six points. After LU's defense stopped the Minutemen with just under two minutes left, the Mountain Hawks fell 15 yards short of the victory.

Stambaugh completed 26-of-43 passes for 302 yards, while **Deron Braswell** led all receivers with 10 receptions for 127 yards. **Ronald Jean** led the ground attack with 90 yards and two TDs. **Sam Brinley** led the defensive charge with a game-high 17 tackles (10 solo hits), while **Ian Eason** and **Bryant Appling** each made 11 stops.

Postseason Results



DIVISION I-AA PLAYOFF RESULTS -- 1999

1st Round -- Nov. 27 at Hancock Stadium, Normal, Ill.

(#11) Colgate	0	0	7	6	13
(#6) Illinois St.	7	21	21	7	56

IS - (2:49 1st) - Laurenti 29 pass from Burk (Strader kick)
 IS - (9:20 2nd) - Killingsworth 20 blocked punt return (Strader kick)
 IS - (5:44 2nd) - Cason 16 run (Strader kick)
 IS - (2:34 2nd) - Cason 3 run (Strader kick)
 IS - (12:40 3rd) - Hunter 26 pass from Burk (Strader kick)
 IS - (11:04 3rd) - Szokola 48 punt return (Strader kick)
 IS - (6:53 3rd) - Kostro 43 pass from Burk (Strader kick)
 C - (2:22 3rd) - Ojeda 20 pass from McCune (Kutschke kick)
 C - (6:14 4th) - Joseph 77 run (Kutschke kick)
 IS - (0:34 4th) - Cason 21 run (Strader kick)

Team	Colgate	Illinois State
First Downs	14	25
Rushes-Yds.	39-220	51-282
Passing Yards	118	165
Comp.-Att.-Int.	10-19-2	12-17-0
Total Net Yards	338	447
Return Yards	93	162
Punts-Avg.	2-7.0	2-36.5
Fumbles-Lost	2-1	1-0
Penalties-Yards	5-45	4-36
Time of Possession	28:29	31:31
Att. - 7,133		

Individual Leaders

Rushing: Colgate: Joseph 17-176, Lavoie 5-29, Vena 9-17, King 3-7, Weiss 1-5, McCune 4-(-14). Illinois State: Cason 21-156, Burk 10-75, Watts 18-54, Spielman 2-(-3).
Passing: Colgate: McCune 8-15-1-107, Vena 2-4-1-11. Illinois State: Burk 12-17-0-165, Spielman 0-0-0-0.
Receiving: Colgate: Ojeda 4-50, Morin 3-35, Mattes 2-16, Rossi 1-17. Illinois State: Garrett 3-26, Cason 3-15, Laurenti 2-33, Hunter 2-29, Kostro 1-43, Preusker 1-19.

NORMAL, ILL. — Colgate took on the sixth seeded Red Birds of Illinois State in Normal, Illinois and were handed a 56-13 loss. Colgate, the 11th seed in the tournament, played most of the game without 1999 Patriot League Player of the Year **Ryan Vena**, who left the game in the second quarter with a shoulder injury.

Colgate was ambushed by an Illinois State offense that scored 49 unanswered points to open the game. The Red Birds scored touchdowns on the ground, off a blocked punt, on a punt return and through the air. Illinois State racked up 282 yards rushing on a Colgate defense that was giving up only 69.5 yards per game, which was ranked fourth in Division I-AA.

Vena was knocked out of the game in the second quarter with a shoulder injury and was replaced by freshman **Tom McCune**. McCune, who had attempted only eight passes all season, ended the game with 107 yards passing on eight of 15 attempts and one TD pass.

Colgate managed to get on the scoreboard late in the game with a 20-yard pass from McCune to **Ryan Ojeda** and a 77-yard TD run by TB **Randall Joseph**. Joseph ended the game with 176 yards rushing on 17 attempts and one touchdown.

DIVISION I-AA PLAYOFF RESULTS -- 1999

1st Round -- Nov. 27 at Hofstra Stadium, Hempstead, N.Y.

(#14) Lehigh	10	3	0	2	15
(#3) Hofstra	3	14	0	10	27

L - (11:24 1st) - Taffee 23 FG
 L - (6:57 1st) - Jean 2 run (Taaffe kick)
 H - (0:00 1st) - Johnson 21 FG
 L - (11:59 2nd) - Taaffe 20 FG
 H - (9:08 2nd) - Carmazzi 1 run (Johnson kick)
 H - (4:30 2nd) - Jackson 11 pass from Carmazzi (Johnson kick)
 H - (11:07 4th) - Johnson 27 FG
 H - (7:27 4th) - Jackson 6 pass from Carmazzi (Johnson kick)
 L - (2:33 4th) - Team safety

Team	Lehigh	Hofstra
First Downs	20	24
Rushes-Yds.	27-54	42-159
Passing Yards	323	235
Comp.-Att.-Int.	30-44-3	23-35-0
Total Net Yards	377	394
Return Yards	118	81
Punts-Avg.	3-37.0	3-24.0
Fumbles-Lost	1-0	0-0
Penalties-Yards	5-69	6-30
Time of Possession	29:48	30:12
Att. - 6,770		

Individual Leaders

Rushing: Lehigh: Jean 16-52, Snyder 4-29, Moore 1-(-4), Hall 1-(-9), Stambaugh 5-(-14). Hofstra: Jones 25-138, Carmazzi 11-29, Kemper 1-8, Butler 1-2, Team 3-(-4), Johnson 3-(-14).
Passing: Lehigh: Stambaugh 30-44-3-323. Hofstra: Carmazzi 22-30-0-258, McClary 1-1-0-(-23).
Receiving: Lehigh: Fedorcha 9-117, Moore 6-62, Peltzer 5-49, Endler 4-28, Jean 3-20, J. Snyder 2-16, B. Snyder 1-3. Hofstra: Jackson 11-144, Adams 5-53, Morales 4-49, Jones 2-12, Levites 1-(-23).

HEMPSTEAD, N.Y. — The 14th-seeded Lehigh Mountain Hawks failed to capitalize on several scoring opportunities and fell to third-seeded Hofstra, 27-15.

Lehigh recovered a Hofstra fumble on the first play of the game and turned it into a quick three points with a 23-yard field goal by **Jaron Taaffe**. Moments later Lehigh took advantage of a high snap on a Hofstra punt attempt and scored on a two-yard **Ronald Jean** run to take a 10-0 lead.

Lehigh added yet another Taffee field goal to take a 13-3 lead early in the second quarter. The 13 points turned out to be the only points the Mountain Hawks offense would score the rest of the game. Lehigh added a safety late in the game to bring their point total to 15, making it their lowest output of the season.

Hofstra would answer in crunch time as they converted on a 27-yard field goal and a six-yard TD pass in the fourth quarter. Lehigh QB **Phil Stambaugh** finished the day with 323 yards passing on 30 of 44 attempts, but threw three costly interceptions. Jean, the 1999 Patriot League Offensive Player of the Year, was held to only 52 yards rushing by the Hofstra defense.



Postseason Results

DIVISION I-AA PLAYOFF RESULTS -- 2000

1st Round -- Nov. 25 at Hanson Field, Macomb, Ill.

(#10) Lehigh	14	16	0	7	37
(#7) W. Illinois	0	7	0	0	7

L - (10:23 1st) - Pleasant 9 pass from Hall (Kelley kick)
 L - (2:33 1st) - Grande 8 pass from Hall (Kelley kick)
 L - (14:18 2nd) - Pleasant 2 run (kick failed)
 WI - (9:56 2nd) - Niklos 12 pass from Clemons (Scifres kick)
 L - (0:08 2nd) - Kelley 21 FG
 L - (0:00 2nd) - Young 36 interception return (Kelley kick)
 L - (12:16 4th) - Merrifield 7 pass from Hall (Kelley kick)

Team	Lehigh	Western Illinois
First Downs	28	11
Rushes-Yds.	52-251	27-32
Passing Yards	283	162
Comp.-Att.-Int.	22-30-3	12-28-5
Total Net Yards	534	194
Return Yards	62	86
Punts-Avg.	2-39.0	4-41.8
Fumbles-Lost	1-1	1-0
Penalties-Yards	5-45	4-40
Time of Possession	37:05	22:55
Att. - 3,204		

Individual Leaders

Rushing: Lehigh: Hall 17-78, Pleasant 16-69, Wilson 6-45, Merrifield 6-24, Barrasso 4-21, Burcher 3-14. Western Illinois: Tharp 14-32, Isom 2-5, Jackson 1-4, Clemons 10-(-9).

Passing: Lehigh: Hall 22-30-3-283. Western Illinois: Clemons 12-26-4-162, Jackson 0-2-1-0.

Receiving: Lehigh: Snyder 7-97, Pleasant 6-59, Grande 3-36, Merrifield 2-45, Endler 2-31, Mack 2-8. Western Illinois: Starks 3-32, Isom 3-28, Mitchell 2-70, Niklos 2-16, Jackson 1-11, Tharp 1-5.

MACOMB, Ill. — Lehigh improved to 12-0 on the season and advanced to the quarterfinal round of the NCAA Division I-AA Championship with a dominating 37-7 road victory over Western Illinois. The Mountain Hawks entered the game as the #10 seed despite bringing an 11-0 record into the contest.

Lehigh, the only undefeated team in the country, was able to capitalize on five interceptions and run away for its second opening-round playoff win in three years. LU registered its other NCAA victory in 1998 when the 14th-seeded Mountain Hawks upset third-ranked Richmond, 24-23.

Junior quarterback **Brant Hall** came full circle as he led the Mountain Hawks in passing and rushing yards despite being hampered by a severe head cold. Hall completed 73% of his passes (22-for-30) for 283 yards and three touchdowns while also carrying the ball 17 times for 78 yards.

The Mountain Hawks scored on their first three possessions to take a 20-0 lead. The Lehigh defense held the Leathernecks to just 13 rushing yards and 98 passing yards in the first half while the Mountain Hawk offense clicked to the tune of 335 yards of total offense en route to a 30-7 halftime lead.

Lehigh's domination continued in a rain-soaked second half as the defense allowed only five first downs for 83 yards of total offense. **James Young** registered five tackles and scored six points on a 36-yard interception in the final seconds of the first half.

DIVISION I-AA PLAYOFF RESULTS -- 2000

2nd Round -- Dec. 2 at Delaware Stadium, Newark, Del.

(#10) Lehigh	10	0	0	12	22
(#2) Delaware	14	17	16	0	47

L - (11:42 1st) - Endler 12 pass from Hall (Kelley kick)
 D - (6:13 1st) - Cummings 1 run (Collins kick)
 L - (4:22 1st) - Kelley 21 FG
 D - (0:33 1st) - Veach 25 pass from Nagy (Collins kick)
 D - (8:27 2nd) - Elliot 70 pass from Nagy (Collins kick)
 D - (2:59 2nd) - Cummings 1 run (Collins kick)
 D - (0:00 2nd) - Collins 2 FG
 D - (11:12 3rd) - Team safety
 D - (6:25 3rd) - Jenkins 3 run (Collins kick)
 D - (0:46 3rd) - Nagy 1 run (Collins kick)
 L - (13:12 4th) - Snyder 22 pass from Hall (pass failed)
 L - (1:27 4th) - Crockett 10 pass from Hall (pass failed)

Team	Lehigh	Delaware
First Downs	18	25
Rushes-Yds.	24-67	60-174
Passing Yards	256	298
Comp.-Att.-Int.	20-33-1	19-31-1
Total Net Yards	323	472
Return Yards	115	62
Punts-Avg.	4-54.5	4-33.8
Fumbles-Lost	5-3	0-0
Penalties-Yards	7-52	5-55
Time of Possession	23:02	36:58
Att. - 16,390		

Individual Leaders

Rushing: Lehigh: Burcher 3-41, Pleasant 7-39, Merrifield 2-5, Team 1-(-3), Hall 11-(-15). Delaware: Jenkins 15-58, Cummings 12-38, O'Neal 12-36, Pressey 5-17, Patrick 4-11, Veach 2-10, Postlethwait 2-7, Mieczkowski 1-2, Irvin 1-0, Nagy 6-(-5).

Passing: Lehigh: Hall 20-33-1-256. Delaware: Nagy 18-30-1-266, Cummings 1-1-0-32, Postlethwait 0-0-0-0.

Receiving: Lehigh: Endler 7-129, Mack 6-76, Snyder 5-32, Crockett 1-10, Pleasant 1-9. Delaware: Veach 7-80, Elliott 6-162, Jenkins 2-23, O'Neal 2-19, Pressey 1-12, Lavelle 1-2.

NEWARK, Del. — The 2000 Lehigh football season came to an end when the Mountain Hawks lost to second-seeded Delaware, 47-22, in the quarterfinals of the NCAA Division I-AA Championship. Lehigh finished the season 12-1 overall, including the team's second undefeated regular season in three years.

Lehigh jumped out to a 7-0 lead on the first drive of the game when **Brant Hall** found **Brian Endler** in the end zone from 12 yards out. The Blue Hens also scored on their opening drive when **Craig Cummings** tied the game with a one-yard touchdown run. A 21-yard field goal by **Brian Kelley** put LU up 10-7, but from that point everything seemed to go downhill for the visitors.

Delaware scored 40 unanswered points until Lehigh scored late in the fourth quarter. A combination of penalties and four costly turnovers led to 28 Delaware points, which proved to be the difference in the game. Lehigh tacked on two late touchdowns by **Josh Snyder** and **Dave Crockett**, both on Hall passes.

Lehigh's **Matt Salvaterra**, **Bryant Appling** and **James Young** each contributed 11 tackles.

Postseason Results



DIVISION I-AA PLAYOFF RESULTS -- 2001

1st Round -- Dec. 1 at Goodman Stadium, Bethlehem, Pa.

(#9) Hofstra	14	3	7	0	0	24
(#5) Lehigh	0	10	7	7	3	27

H - (6:23 1st) - Dimmie 2 run (Onorato kick)
 H - (3:24 1st) - Kahmal 38 pass from Butler (Onorato kick)
 L - (6:28 2nd) - Roberts 0 blocked punt return (Kelley kick)
 H - (0:50 2nd) - Onorato 33 FG
 L - (0:00 2nd) - Kelley 32 FG
 H - (8:08 3rd) - Shanahan 27 interception return (Onorato kick)
 L - (7:03 3rd) - Sutton 86 pass from Ciannello (Kelley kick)
 L - (0:19 4th) - Pugh 4 pass from Ciannello (Kelley kick)
 L - (OT) - Kelly 24 FG

Team	Hofstra	Lehigh
First Downs	28	21
Rushes-Yds.	55-176	35-135
Passing Yards	257	333
Comp.-Att.-Int.	19-35-2	22-41-2
Total Net Yards	433	468
Return Yards	70	145
Punts-Avg.	6-34.5	6-30.5
Fumbles-Lost	4-2	2-1
Penalties-Yards	4-40	3-31
Time of Possession	34:50	25:10
Att. - 10,131		

Individual Leaders

Rushing: Hofstra: Dimmie 37-144, Butler 16-42, Team 1-(-2), Lundell 1-(-8). Lehigh: Pugh 16-72, Ciannello 10-59, Hall 9-4.
Passing: Hofstra: Butler 19-35-2-257. Lehigh: Hall 9-22-2-84, Ciannello 13-19-0-249.
Receiving: Hofstra: Roy 8-133, Lundell 5-69, Colston 3-31, Kemper 2-15, Dimmie 1-9. Lehigh: Sutton 6-141, Hluschak 4-68, Crockett 3-40, Snyder 3-39, Kelleher 2-25, Pugh 2-17, Eversley 2-3.

BETHLEHEM, Pa. — Lehigh's first home playoff game in 21 years resulted in one of the most exciting finishes in Goodman Stadium history as the fifth-seeded Mountain Hawks rallied for a 27-24 overtime victory over ninth-seeded Hofstra in the first round of the 2001 NCAA playoffs.

Lehigh's **Jermaine Pugh** muscled his way into the end zone from four yards out on a short dump pass from reserve quarterback **Luke Ciannello** with 19 seconds left in the fourth quarter to force overtime. That score capped a 92-yard drive in the final three minutes after a Hofstra fumble inside the LU 10-yard line.

In overtime, **Abdul Byron** intercepted a Hofstra tipped aerial in the end zone, setting up the Mountain Hawks' offense for the game-winning possession. **Brian Kelley** then drilled a 24-yard field goal in the extra frame to send the home crowd into a wild celebration and the undefeated Mountain Hawks into the NCAA quarterfinal round for the third time in the last four years.

Hofstra scored the first two TDs of the game and still held a 14-point advantage midway through the third quarter before Ciannello replaced **Brant Hall** and guided the hosts to the final three scores of the game. Ciannello finished with 249 yards and two scores on 13-for-19 passing, including an 86-yard scoring strike to **Michael Sutton** (6 rec., 149 yds.). Pugh (16-for-72 yds.) and Ciannello (10-for-59 yds.) also led LU's rushing game.

Defensively, Byron led the winners with seven solo tackles, a forced fumble, pass deflection and an interception.

DIVISION I-AA PLAYOFF RESULTS -- 2001

2nd Round -- Dec. 8 at Paladin Stadium, Greenville, S.C.

(#5) Lehigh	7	0	3	7	17
(#4) Furman	10	14	0	10	34

F - (8:23 1st) - Marshall 22 FG
 L - (4:21 1st) - Barrasso 1 run (Kelley kick)
 F - (3:58 1st) - O'Neal 35 run (Marshall kick)
 F - (14:40 2nd) - Rinehart 49 pass from Napier (Marshall kick)
 F - (0:33 2nd) - Emerson 2 run (Marshall kick)
 L - (1:50 3rd) - Kelley 29 FG
 F - (14:56 4th) - Marshall 27 FG
 F - (4:23 4th) - O'Neal 7 run (Marshall kick)
 L - (1:32 4th) - Henry 12 pass from Ciannello (Kelley kick)

Team	Lehigh	Furman
First Downs	21	24
Rushes-Yds.	43-93	49-332
Passing Yards	212	134
Comp.-Att.-Int.	20-34-0	7-13-0
Total Net Yards	305	466
Return Yards	201	124
Punts-Avg.	5-45.0	4-37.3
Fumbles-Lost	2-2	2-1
Penalties-Yards	2-19	3-19
Time of Possession	32:07	27:53
Att. - 10,189		

Individual Leaders

Rushing: Lehigh: Pugh 14-55, Hall 22-40, Ciannello 1-11, Barrasso 4-3, Sutton 1-(-5), Team 1-(-11). Furman: O'Neal 12-128, Brigham 11-105, Rembert 11-66, Emerson 9-16, Means 1-13, Napier 4-4.
Passing: Lehigh: Hall 13-23-0-142, Ciannello 7-11-0-70. Furman: Napier 7-13-0-134.
Receiving: Lehigh: Crockett 6-74, Sutton 5-55, Pugh 3-9, Kelleher 2-23, Hluschak 1-19, Larkins 1-12, Henry 1-12, Barrasso 1-8. Furman: Rinehart 3-82, Thomas 3-31, Sansbury 1-21.

GREENVILLE, S.C. — Furman's **Toreico O'Neil** rushed for 128 yards and two touchdowns on just 12 carries and led a 332-yard ground game for the fourth-seeded Paladins, who topped fifth-seeded Lehigh 34-17 in the quarterfinal round of the 2001 NCAA Championship.

The Mountain Hawks, which posted an undefeated regular-season for the second-straight year and won its fourth-consecutive Patriot League title, finished the season with an 11-1 overall record. Furman advanced to the National Championship game, losing 13-6 to Montana, before ending the season with a 12-3 overall record.

Lehigh took a 7-3 lead with 4:21 left in the first quarter on a one-yard TD run by **Justin Barrasso**. However, the Paladins answered with a 65-yard kickoff return and a 35-yard sprint to paydirt by O'Neil on the next two plays to take a lead the hosts never surrendered. Furman also added two TDs in the second quarter for a 24-7 halftime lead, and the Mountain Hawks never threatened in the final 30 minutes.

Brian Kelley converted a 29-yard field goal attempt late in the third quarter and **Darin Henry** hauled in a 12-yard scoring pass from **Luke Ciannello** in the final minutes of the fourth quarter to finish LU's scoring.

The LU defense was led by **Sam Perryman** and **Abdul Byron**. Perryman contributed a team-high 10 tackles, including one of three LU hits in the Furman backfield, and recovered a fumble. Byron recorded seven solo hits among his eight total tackles.



Postseason Results

DIVISION I-AA PLAYOFF RESULTS -- 2002

1st Round -- Nov. 30 at Parsons Field, Brookline, Mass.

Fordham	10	6	3	10	29
(#4) Northeastern	0	7	10	7	24

F - (12:57 1st) - Modelski 52 pass from Eakin (Fordyce kick)
 F - (7:52 1st) - Fordyce 35 FG
 N - (12:37 2nd) - Gale 43 run (Kesic kick)
 F - (11:02 2nd) - Fordyce 45 FG
 F - (0:14 2nd) - Fordyce 23 FG
 N - (8:53 3rd) - Kesic 34 FG
 F - (7:13 3rd) - Fordyce 25 FG
 N - (6:20 3rd) - Parks 31 pass from Brady (Kesic kick)
 F - (8:52 4th) - Watson 30 run (Fordyce kick)
 F - (2:50 4th) - Fordyce 42 FG
 N - (0:52 4th) - Gale 1 run (Kesic kick)

Team	Fordham	Northeastern
First Downs	19	15
Rushes-Yds.	30-95	40-115
Passing Yards	301	189
Comp.-Att.-Int.	21-38-0	13-26-1
Total Net Yards	396	304
Return Yards	116	126
Punts-Avg.	6-38.2	7-38.7
Fumbles-Lost	0-0	1-1
Penalties-Yards	10-95	10-84
Time of Possession	30:43	29:17
Att. -	6,848	

Individual Leaders

Rushing: Fordham: Watson 21-101, Whyte 3-14, Team 2-(-3), Eakin 4-(-17). Northeastern: Gale 29-123, Riley 3-10, Team 1-(-1), Brady 7-(-17).
Passing: Fordham: Eakin 20-37-0-269, Porco 1-1-0-32. Northeastern: Brady 13-26-1-189.
Receiving: Fordham: Porco 6-68, Dudley 6-36, Conroy 3-112, Modelski 3-57, Gaskin 1-13, Watson 1-10, Johnson 1-5. Northeastern: Grogan 3-58, Thomas 3-36, Gale 3-31, Guillian 2-18, Parks 1-31, Kent 1-15.

BROOKLINE, Mass. — Fordham's **Matt Fordyce** kicked a League and NCAA Division I-AA playoff-record five field goals and **Kevin Eakin** threw for 269 yards and a touchdown as the Rams defeated fourth-seeded Northeastern Saturday, 29-24, in the opening round of the 2002 NCAA Tournament.

Fordham's second-round game at Villanova on Dec. 7 marks the fourth time in five years that the Patriot League advanced a team to the NCAA Division I-AA quarterfinal round.

The Rams scored twice in the first quarter and took a 16-7 lead to the halftime break. **Peter Modelski** pulled in a 52-yard scoring pass from Eakin just over two minutes into the game, and Fordyce added FGs of 35, 45 and 23 yards in the opening 30 minutes. The 45-yarder was the longest post-season three-pointer in Patriot League history.

After the teams traded third-quarter field goals, the host Huskies cut Fordham's lead to 19-17 heading into the final 15 minutes on a 31-yard pass from **Shawn Brady** to **Cory Parks**.

Fordham responded with a 30-yard TD burst up the middle by **Kirwin Watson** and Fordyce's record-breaking fifth FG from 42 yards out with 2:50 left. Northeastern scored on a one-yard run in the final minute, but the Rams recovered the onside kick and ran out the clock.

DIVISION I-AA PLAYOFF RESULTS -- 2002

2nd Round -- Dec. 7 at Villanova Stadium, Villanova, Pa.

Fordham	0	0	3	7	10
Villanova	3	7	7	7	24

V - (8:32 1st) - James 27 FG
 V - (2:58 2nd) - Gibson 25 pass from Gordon (James kick)
 F - (3:44 3rd) - Fordyce 31 FG
 V - (0:38 3rd) - Butler 4 run (James kick)
 F - (9:49 4th) - Watson 1 run (Fordyce kick)
 V - (3:29 4th) - Butler, 9 pass from Gordon (James kick)

Team	Fordham	Villanova
First Downs	13	25
Rushes-Yds.	21-78	43-129
Passing Yards	115	219
Comp.-Att.-Int.	16-30-2	26-30-0
Total Net Yards	193	348
Return Yards	160	39
Punts-Avg.	4-38.5	5-30.2
Fumbles-Lost	0-0	0-0
Penalties-Yards	5-43	9-69
Time of Possession	20:32	39:28
Att. -	4,351	

Individual Leaders

Rushing: Fordham: Watson 15-54, Whyte 3-23, Eakin 3-1. Villanova: Butler 19-81, Cross 3-21, Gibson 11-20, Champen 2-18, Outlaw 1-6, DiGiacomo 1-3, Gordon 6-(-20).
Passing: Fordham: Eakin 16-30-2-115. Villanova: Gordon 26-30-0-219.
Receiving: Fordham: Johnson 4-47, Porco 3-24, Gaskin 3-13, Dudley 2-18, Greenfield 1-10, Modelski 1-3, Conroy 1-1, Whyte 1-(-1). Villanova: Brown 5-50, Chila 5-44, Dier 4-20, Butler 3-33, Gibson 2-38, White 2-14, DiGiacomo 2-9, Cross 2-9, Gordon 1-2.

VILLANOVA, Pa. — Villanova's **Brett Gordon** connected on 26-of-30 passes for 219 yards and two touchdowns, leading Villanova to a 24-10 victory over Fordham in the NCAA Division I-AA quarterfinal-round playoffs Saturday at Villanova Stadium.

Fordham's **Matt Fordyce** booted a 31-yard FG late in the third quarter for the Rams' first points after trailing 10-0 at halftime. Gordon then led VU (11-3) on two long touchdown drives in the second half. He completed seven passes for 36 yards on a 14-play, 66-yard third-period march, capped by a four-yard TD run with 38 second left by **Terry Butler** that gave the hosts a 17-3 lead.

The Patriot League-co-champion Rams cut the deficit to 17-10 on their next possession on **Kirwin Watson's** one-yard TD run with 9:49 remaining. However, Gordon, who played most of the game with an injured thumb on his throwing hand, engineered a game-clinching 76-yard drive on its next possession.

It was the fourth time in the last five years the PL representative was eliminated from the tournament in the quarterfinals. Fordham's 10-3 final record was just the second time since 1918 that the Rams reached double digits in the wins column. The Rams' success came just three seasons after going winless in 11 games under then first-year coach **Dave Clawson**, who has since won the PL Coach of the Year awards the last two years.

Kevin Eakin hit 16-of-32 passes for 115 yards and became the 12th player in PL history to throw for 3,000 yards in a season. Watson finished with a team-leading 54 rushing yards, raising his season total to 1,467, which is the fourth-highest total in PL history.

Postseason Results



DIVISION I-AA PLAYOFF RESULTS -- 2003

1st Round -- Nov. 29 at Andy Kerr Stadium, Hamilton, N.Y.

Massachusetts	7	0	0	0	7
(#4) Colgate	0	13	0	7	19

M - (6:43 1st) - Ihedigbo 25 blocked punt return (Torres kick)
 C - (9:44 2nd) - Gerald 13 pass from Brown (Schwarzberg kick)
 C - (8:14 2nd) - Branch 2 run (rush failed)
 C - (12:57 4th) - Gerald 30 pass from Brown (rush failed)

Team	Massachusetts	Colgate
First Downs	16	15
Rushes-Yds.	38-100	34-53
Passing Yards	199	209
Comp.-Att.-Int.	36-12-1	37-17-1
Total Net Yards	299	262
Return Yards	82	7
Punts-Avg.	3-30.0	8-28.9
Fumbles-Lost	4-3	1-1
Penalties-Yards	2-22	4-37
Time of Possession	29:21	30:39
Att. - 4,197		

Individual Leaders

Rushing: Massachusetts: Baylark 20-84, Rosario 10-34, Demers 2-5, Krohn 5-(-9). Colgate: Branch 25-59, Guglielmotti 4-8, Brown 4-(-12).

Passing: Massachusetts: Krohn 12-36-1-199.
 Colgate: Brown 17-37-1-209.

Receiving: Massachusetts: Peebler 3-70, Douglas 3-29, Stewart 2-42, Baylark 2-25, Owumdi 1-26, Howard 1-7. Colgate: Gerald 7-91, Graham 6-82, Evans 2-24, Chrystie 1-10, Oladipo 1-2.

HAMILTON, N.Y. — A pair of **Chris Brown** to **J.B. Gerald** touchdown passes, sandwiched around a **Jamaal Branch** TD run, lifted fourth-seeded Colgate (13-0) to a 19-7 victory over Massachusetts (10-3) in the first round of the NCAA Division I-AA playoffs.

Colgate, riding the longest Division I football win streak in the country (19 games), became the first Patriot League team to win 13 games in a season. It was also the fourth-straight year, and fifth time in the last six years, that the PL representative won a first-round playoff game and advanced to the national quarterfinals.

The teams played on a snow-covered field and playing in blizzard-type conditions during much of the first half. Massachusetts opened the scoring midway through the first quarter when **Leroy Brooks** broke through to block a Colgate punt. **James Ihedigbo** scooped up the ball and barreled 25 yards into the end zone for a 7-0 Minuteman lead.

The Raiders evened the score at 9:44 of the second quarter by capping an 80-yard drive with a 13-yard post-pattern pass from Brown to Gerald. Two key plays on the drive were a 45-yard pass from Brown to **Luke Graham**, and a defensive pass interference penalty on an incompleting fourth-down play that kept the Raiders' drive alive.

On the next possession, a dropped snap on a Minuteman punt attempt allowed CU to take possession at the six-yard line. A pair of Branch carries, the second reaching paydirt from two-yards out, gave the Raiders the lead. It was Branch's team-record 26th TD of the season.

Colgate increased its lead early in the fourth quarter on the first play after a Massachusetts fumble. Starting on the right side, Gerald again cut across the middle and pulled in a 30-yard pass from Brown and sprinted into the end zone untouched for his first career two-TD performance.

DIVISION I-AA PLAYOFF RESULTS -- 2003

2nd Round -- Dec. 6 at Andy Kerr Stadium, Hamilton, N.Y.

Western Illinois	3	7	3	14	27
(#4) Colgate	7	7	0	14	28

C - (6:21 1st) - Gerald 7 pass from Brown (Schwarzberg kick)
 WI - (4:44 1st) - Langan 34 FG
 WI - (4:17 2nd) - Moore 9 pass from Michna (Langan kick)
 C - (1:04 2nd) - Branch 1 run (Schwarzberg kick)
 WI - (11:30 3rd) - Langan 28 FG
 C - (13:19 4th) Evans 1 pass from Brown (Schwarzberg kick)
 WI - (11:15 4th) Glasford 6 run (pass failed)
 WI - (7:04 4th) Michna 1 run (pass failed)
 C - (1:50 4th) Branch 1 run (Schwarzberg kick)

Team	Western Illinois	Colgate
First Downs	17	14
Rushes-Yds.	29-123	33-41
Passing Yards	290	206
Comp.-Att.-Int.	38-20-2	32-18-0
Total Net Yards	413	247
Return Yards	90	173
Punts-Avg.	6-25.5	6-33.5
Fumbles-Lost	0-0	1-1
Penalties-Yards	7-81	4-49
Time of Possession	29:53	30:07
Att. - 5,287		

Individual Leaders

Rushing: Western Illinois: Glasford 18-81, Yellin 7-32, Christian 2-5, Hayden 1-4, Michna 1-1. Colgate: Branch 22-56, Guglielmotti 2-3, Evans 1-1, Brown 7-(-17).

Passing: Western Illinois: Michna 20-38-2-290.
 Colgate: Brown 18-31-0-206, Gerald 0-1-0-0.

Receiving: Western Illinois: Glasford 6-78, Gray 3-73, Moore 3-30, Norris 2-49, Hall 2-18, Yellin 2-10, High 1-26, Christian 1-6. Colgate: Gerald 6-36, Graham 4-67, Long 3-55, Evans 2-7, Frieser 1-19, Chrystie 1-16, Guglielmotti 1-6.

HAMILTON, N.Y. — Colgate **Jamaal Branch** bulled into the end zone from the one-yard line on third-and-goal in the final two minutes of the game, and **Lane Schwarzberg** added his fourth PAT of the game to lift fourth-seeded Raiders (14-0) to a 28-27 victory over 10th-ranked Western Illinois in the second round of the 2004 NCAA Division I-AA football playoffs at Andy Kerr Stadium.

For the second-straight week, the Raiders and their opponents played in a driving snowstorm, which dumped more than a foot of snow on the field.

Branch scored a pair of touchdowns and **Chris Brown** added a pair of scoring passes for CU. Western Illinois ended its season with an NCAA Tournament loss against a Patriot League team for the second time in four years. The Leathernecks ended the 2000 campaign with a 37-7 first-round setback vs. Lehigh.

CU took a 7-0 lead midway through the first quarter on a seven-yard TD pass from Brown to **J.B. Gerald**. After WIU scored a FG and a TD, the Raiders regained the advantage just before the half ended on a one-yard scoring plunge by Branch.

WIU cut its deficit to 14-13 with another FG early in the third quarter, setting up an explosive fourth frame that saw both teams reach the end zone twice. Branch's game-winning TD, with 1:50 remaining, was set up by a 28-yard punt return by Gerald to the WIU 25-yard line and a 24-yard pass on the following play from Brown to **Luke Graham**.



Postseason Results

DIVISION I-AA PLAYOFF RESULTS -- 2003

Semifinal Round -- Dec. 13 at Lockhart Stad., Ft. Lauderdale, Fla.

(#4) Colgate	9	14	7	6	36
Florida Atlantic	7	0	10	7	24

C - (10:06 1st) - Branch 8 run (kick failed)
 C - (2:51 1st) - Schwarzberg 30 FG
 FA - (11:00 2nd) - Parker 1 run (Myers kick)
 C - (3:49 2nd) - Graham 6 pass from Brown (Schwarzberg kick)
 C - (2:39 2nd) - Graham 14 pass from Brown (Schwarzberg kick)
 FA - (10:26 3rd) - Myers 43 FG
 C - (2:07 3rd) - Long 8 pass from Brown (Schwarzberg kick)
 FA - (:25 3rd) - Parker 1 pass from Allen (Myers kick)
 C - (9:19 4th) - Brown 3 run (pass failed)
 FA - (5:17 4th) - Henry 14 blocked punt return (Myers kick)

Team	Colgate	Florida Atlantic
First Downs	26	17
Rushes-Yds.	30-95	40-115
Passing Yards	207	266
Comp.-Att.-Int.	26-16-1	39-22-3
Total Net Yards	412	318
Return Yards	92	101
Punts-Avg.	5-34.8	4-43.0
Fumbles-Lost	0-0	2-0
Penalties-Yards	5-59	6-55
Time of Possession	42:42	17:18
Att. - 12,857		

Individual Leaders

Rushing: Colgate: Branch 45-130, Brown 16-78, Guglielmotti 2-3.
 Florida Atlantic: Parker 8-47, Jackson 6-8, Allen 3-7, Sanchez 2-4, Barron 1-1.
Passing: Colgate: Brown 16-26-1-207.
 Florida Atlantic: Allen 22-39-3-266.
Receiving: Colgate: Graham 6-77, Frieser 3-34, Gerald 3-30, Chrystie 1-34, Guglielmotti 1-15, Oladipo 1-9, Long 1-8.
 Florida Atlantic: Crissinger-Hill 6-114, Parker 5-19, Sanchez 3-44, Bynes 3-33, Jackson 2-35, Tellis 2-14, Taylor 1-7.

FT. LAUDERDALE, Fla. — Colgate's **Chris Brown** threw for 207 yards and three touchdowns while rushing for another score to lead the fourth-seeded Raiders (15-0) to a 36-24 victory over Florida Atlantic (11-3) in the NCAA Division I-AA semifinals at Lockhart Stadium.

CU, with the longest win streak in the country (21), intercepted three passes on the way to becoming the first Patriot League team to advance to a National Championship game.

CU's **Jamaal Branch** broke or tied five NCAA records in the victory. Branch scored the first TD of the game on CU's first possession and finished with 130 yards on 45 carries. He broke the Division I-AA single-season marks for rushing attempts (430), rushing yards (2,271), rushing touchdowns (29) and 100-yard performances (12). He also tied the NCAA record for total TDs in a season (29).

Brown helped break the game open with a pair of TD passes to **Luke Graham** in the final four minutes of the first half, giving the Raiders a 23-7 lead at the break. The key play was Colgate recovering a short pop-up kickoff at the Florida Atlantic 30-yard line, setting up the second Brown-to-Graham scoring play. Brown finished with 285 yards total offense while Graham, despite playing with an injured shoulder, finished with six receptions for 77 yards and broke the team record for catches in a season (73).

DIVISION I-AA PLAYOFF RESULTS -- 2003

Championship Game -- Dec. 19 at Finley Stad., Chattanooga, Tenn.

(#4) Colgate	0	0	0	0	0
(#2) Delaware	13	20	14	6	40

D - (7:29 1st) - Jenkins 3 run (Shushman kick)
 D - (2:35 1st) - Bennett 1 run (kick failed)
 D - (14:55 2nd) - Boller 5 pass from Hall (Shushman kick)
 D - (7:30 3rd) - Boller 9 pass from Hall (Shushman kick)
 D - (2:52 3rd) - Bennett 1 run (Shushman kick)
 D - (12:22 4th) - Jenkins 2 run (kick failed)

Team	Colgate	Delaware
First Downs	10	20
Rushes-Yds.	32-46	55-165
Passing Yards	111	183
Comp.-Att.-Int.	22-10-0	20-12-0
Total Net Yards	157	348
Return Yards	68	36
Punts-Avg.	8-29.5	4-38.0
Fumbles-Lost	2-1	0-0
Penalties-Yards	3-35	5-45
Time of Possession	25:20	34:40
Att. - 14,281		

Individual Leaders

Rushing: Colgate: Branch 20-55, Gerald 1-3, Kobelski 1-1, Guglielmotti 2-(-3), Brown 8-(-10). Delaware: Bennett 20-60, Jenkins 14-53, Hall 12-36, Lee 5-23, Carty 2-(-7).
Passing: Colgate: Brown 9-21-0-94, Saraceno 1-1-0-17.
 Delaware: Hall 12-20-0-183.
Receiving: Colgate: Graham 4-32, Frieser 2-31, Gerald 2-24, Chrystie 1-17, Long 1-7. Delaware: Boler 6-91, Long 4-75, Ingram 1-15, O'Neill 1-2.

CHATTANOOGA, Tenn. — Second-seeded Delaware (15-1) scored three of its first four touchdowns on drives of less than 35 yards and played dominant defense to win the NCAA Division I-AA National Championship with a 40-0 victory over fourth-seeded Colgate (15-1).

Delaware posted the first shutout and the largest margin of victory in the history of the I-AA Championship game. The Blue Hens also set an NCAA record for fewest points allowed in a four-game I-AA playoff season, allowing just 23. The Raiders, who had a 21-game win streak snapped, were trying to become the first team to win 16 games in a season since Yale accomplished the feat in 1894.

Delaware's **Andy Hall** completed 12-of-20 passes for 141 yards and a pair of TDs to **David Boller**. **Antawn Jenkins** and **Germaine Bennett** combined for 113 rushing yards on 34 carries and each scored two rushing TDs. The Blue Hens did not commit a turnover.

Colgate's offense was limited to 157 yards, less than half of the 398 yards per game the Raiders had averaged through the first 15 games of the season. **Jamaal Branch**, who won the Walter Payton Award as the I-AA Player of the Year the night before the Championship game, gained just 55 yards on 20 rushes. It was the third time in CU's four playoff games that the record-setting ballcarrier was held to 60 yards or less.

Chris Brown, who threw for at least 200 yards and two TDs in each of Colgate's three playoff victories, was held to 94 yards on 9-for-21 passing. Brown was sacked three times and lost one fumble. Colgate's offense crossed midfield only three times in the game and moved inside the Delaware 40-yard line just once.

Postseason Results



DIVISION I-AA PLAYOFF RESULTS -- 2004

1st Round -- Nov. 27 at Goodman Stadium, Bethlehem, Pa.

James Madison	7	7	0	0	14
Lehigh	0	10	3	0	13

JM - (6:07 1st) - Rascati 9 run (Rabil kick)
 L - (13:40 2nd) - McNelis 43 FG
 L - (7:40 2nd) - Rath 6 run (McNelis kick)
 JM - (1:01 2nd) - Hines 1 run (Rabil kick)
 L - (3:55 3rd) - McNelis 28 FG

Team	James Madison	Lehigh
First Downs	17	16
Rushes-Yds.	50-207	23-22
Passing Yards	122	215
Att.-Comp.-Int.	20-14-1	36-23-0
Total Net Yards	329	237
Return Yards	33	55
Punts-Avg.	4-39.8	5-36.0
Fumbles-Lost	2-0	2-0
Penalties-Yards	7-91	6-37
Time of Possession	34:03	25:57
Att. - 6,116		

Individual Leaders

Rushing: James Madison: Hines 29-191, Rascati 12-32, Iorio 1-5, Banks 3-(-1), Bolton 1-(-5), Baker 1-(-9). Lehigh: Rath 6-43, M. Thompson 5-26, Borda 12-(-47).

Passing: James Madison: Rascati 14-19-0-122, Englehart 0-1-1-0. Lehigh: Borda 23-36-0-215.

Receiving: James Madison: Bransford 3-28, Tolley 3-17, Boxley 2-23, Hines 2-11, Ridley 1-13, Banks 1-12, Baker 1-11, Hinds 1-7. Lehigh: Zeblium 7-57, Rath 4-46, M. Thompson 4-31, Bergen 3-23, Thomas 2-15, Walker 1-23, Porter 1-13, Kovacs 1-7.

BETHLEHEM, Pa. — Lehigh's 2004 season came to an end on Saturday afternoon in the NCAA I-AA Playoffs, as the Mountain Hawks dropped a tough 14-13 decision to James Madison in front of 6,116 in attendance at Goodman Stadium. With the loss the Brown and White ended its season at 9-3 overall, while the Dukes improved to 10-2 and will continue their season next weekend in the I-AA playoffs.

The two teams battled feverishly throughout the final quarter with Lehigh having its best chance to put some points on the board when it drove inside of the Dukes' 30-yard line, but the drive stalled, forcing the Mountain Hawks to punt to James Madison. The Dukes took over and tried to secure the victory by gaining first downs, but the Lehigh defense was more than up to the challenge, stuffing the Dukes at the Mountain Hawk 49-yard line on fourth down giving the ball back to the Brown and White with just 2:44 remaining in the contest.

The Mountain Hawks were unable to score, giving the ball back to the Dukes and after **Raymond Hines** raced his way for a first down, James Madison downed the ball and secured the victory. Lehigh quarterback **Mark Borda** finished his day with 215 yards through the air, while **Eric Rath** rushed for a team high 43 yards. **Justin Rascati** threw for 122 yards through the air and Hines gained 191 yards on the ground for James Madison. JMU outgained the Mountain Hawks 329 to 237 on the afternoon, including 207 net rushing yards to the Mountain Hawks' 22.

DIVISION I-AA PLAYOFF RESULTS -- 2004

1st Round -- Nov. 27 at Delaware Stadium, Newark, Del.

Lafayette	0	7	0	7	14
Delaware	7	6	0	15	28

D - (8:22 1st) - Cuff 5 run (Shushman kick)
 L - (8:39 2nd) - Stubits 3 pass from Maurer (Ziska kick)
 D - (2:47 2nd) - Riccio 2 run (kick failed)
 L - (11:25 4th) - McCourt 1 run (Ziska kick)
 D - (6:26 4th) - Riccio 6 run (Selk pass from Riccio)
 D - (2:56 4th) - Garron 87 fumble return (Shushman kick)

Team	Lafayette	Delaware
First Downs	18	26
Rushes-Yds.	40-94	50-236
Passing Yards	211	148
Att.-Comp.-Int.	27-19-0	31-14-1
Total Net Yards	305	384
Return Yards	53	69
Punts-Avg.	5-35.4	2-35.5
Fumbles-Lost	1-1	1-0
Penalties-Yards	6-51	7-65
Time of Possession	30:04	29:56
Att. - 13,707		

Individual Leaders

Rushing: Lafayette: McCourt 13-50, Hurt 7-19, Maurer 19-16, Green 1-9. Delaware: Cuff 23-109, Riccio 17-74, Starks 9-50, Lee 1-3.

Passing: Lafayette: Maurer 19-27-0-211. Delaware: Riccio 14-31-1-148.

Receiving: Lafayette: Stanford 6-66, Ort 3-29, McCourt 3-8, Walker 2-70, Green 2-9, Lauver 1-22, Hutson 1-4, Stubits 1-3. Delaware: Ingram 4-47, Long 4-41, Bleymaier 3-27, Boler 2-21, Selk 1-12.

NEWARK, Del. — Senior free safety **Garron Bible** scooped up a fumble deep inside Delaware territory and rambled 87 yards for a touchdown with 2:56 left to play to clinch the University of Delaware's 28-14 victory over 25th-ranked Lafayette in an NCAA I-AA football first round playoff game Saturday afternoon at Delaware Stadium.

The 10th-ranked Blue Hens, the defending NCAA I-AA national champion, won their third straight game, and fifth straight NCAA playoff game since last season, to improve to 9-3. Delaware will travel to Williamsburg, Va. next Saturday to take on fellow Atlantic 10 Conference co-champion William & Mary in the quarterfinals. No. 3 seed William & Mary, which defeated Hampton 42-35 in its first round game Saturday, lost to the Blue Hens by a 31-28 score back on Oct. 23 at Delaware Stadium.

Lafayette, which captured the Patriot League title last week, was making its first-ever NCAA tournament appearance and ended the season with a mark of 8-4. Quarterback **Brad Maurer** gave an outstanding effort, completing 19 of 27 passes for a career-high 211 yards and one touchdown.

Delaware quarterback **Sonny Riccio** threw for 148 yards and rushed 17 times for 74 yards and two touchdowns, including the go-ahead score with 6:26 left to play. Freshman running back **Omar Cuff** posted his third 100-yard effort in the last four games as he ran 23 times for 109 yards and started the scoring with a one-yard touchdown run on the Blue Hens' opening drive.



Postseason Records

INDIVIDUAL GAME

TOTAL OFFENSE

Most Plays: 50–Phil Stambaugh (Lehigh) vs. UMass, 12/5/98
Most Yards: 361–Brant Hall (Lehigh) vs. WIU, 11/25/00
Highest Average Gain Per Play (min. 15 plays): 10.62–Luke Ciannello (Lehigh) vs. Hofstra, 12/1/01 (308 yards, 29 plays)
Most TDs Responsible For: 4–Chris Brown (Colgate) vs. FAU 12/13/03

RUSHING

Most Attempts: 45–Jamaal Branch (Colgate) vs. FAU 12/13/03
Most Yards: 176–Randall Joseph (Colgate) vs. Illinois State, 11/27/99
Highest Average Per Carry (min. 10 carries): 10.35–Randall Joseph (Colgate) vs. Illinois State, 11/27/99 (176 yards, 17 carries)
Most Touchdowns: 2–Jamaal Branch (Colgate) vs. WIU., 12/6/03; Ronald Jean (Lehigh) vs. UMass, 12/5/98

PASSING

Most Attempts: 44–Phil Stambaugh (Lehigh) vs. Hofstra, 11/27/99
Most Completions: 30–Phil Stambaugh (Lehigh) vs. Hofstra, 11/27/99
Most Yards: 323–Phil Stambaugh (Lehigh) vs. Hofstra, 11/27/99
Highest Completion Percentage (min. 20 att.): 73.3–Brant Hall (Lehigh) vs. WIU, 11/25/00 (22 completions in 30 attempts)
Most TDs: 3–Chris Brown (Colgate) vs. FAU, 12/13/03; Brant Hall (Lehigh) vs. Delaware, 12/2/00; Brant Hall (Lehigh) vs. WIU, 11/25/00

RECEIVING

Most Catches: 10–Deron Braswell (Lehigh) vs. UMass, 12/5/98
Most Yards: 141–Michael Sutton (Lehigh) vs. Hofstra, 12/1/01; Corey Hill (Colgate) vs. Villanova, 11/29/97
Highest Average Per Catch (min. 5 catches): 23.50–Michael Sutton (Lehigh) vs. Hofstra, 12/1/01 (141 yds. on 6 catches)
Most Touchdowns: 2–Luke Graham (Colgate) vs. FAU, 12/13/03; J.B. Gerald (Colgate) vs. UMass, 11/29/03; Corey Hill (Colgate) vs. Villanova, 11/29/97; R.J. Gregory (Colgate) vs. Georgia Southern, 11/28/98

SCORING

Most Points: 17–Matt Fordyce (Fordham) vs. Northeastern, 11/30/02
Most Touchdowns: 2–Luke Graham (Colgate) vs. FAU, 12/13/03; Jamaal Branch (Colgate) vs. WIU, 12/06/03; J.B. Gerald (Colgate) vs. UMass, 11/29/03; Luke Ciannello (Lehigh) vs. Hofstra, 12/1/01; Phil Pleasant (Lehigh) vs. WIU, 1/25/00; Ronald Jean (Lehigh) vs. UMass, 12/5/98; R.J. Gregory (Colgate) vs. Georgia Southern, 11/28/98; Corey Hill (Colgate) vs. Villanova, 11/29/97
Most Extra Points: 4–Lane Schwarzberg (Colgate) vs. WIU, 12/06/03; Brian Kelley (Lehigh) vs. WIU, 11/25/00; Adam Federico (Colgate) vs. Villanova, 11/29/97
Most Extra Point Attempts: 5–Brian Kelley (Lehigh) vs. WIU, 11/25/00
Highest Percentage of Extra Points Made (min. 4 att.): 100%–Lane Schwarzberg (Colgate) vs. WIU, 12/06/03 (4-for-4); Adam Federico (Colgate) vs. Villanova, 11/29/97 (4-for-4)
Most FGs: 5–Matt Fordyce (Fordham) vs. Northeastern, 11/30/02
Most FG Attempts: 5–Matt Fordyce (Fordham) vs. Northeastern, 11/30/02
Highest Percentage of Field Goals Made: 100%–Matt Fordyce (Fordham) vs. Northeastern, 11/30/02 (5-for-5)
Most Points Scored By Kicking: 17–Matt Fordyce (Fordham) vs. Northeastern, 11/30/02 (5 field goal, 2 extra points)

KICKOFF RETURNS

Most Returns: 5–Abdul Byron (Lehigh) vs. Furman, 12/8/01; Phil Bowman (Colgate) vs. Georgia Southern, 11/28/98
Most Yards: 157–Abdul Byron (Lehigh) vs. Furman, 12/8/01
Highest Average Per Return (min. 3 returns): 31.40–Abdul Byron (Lehigh) vs. Furman, 12/8/01 (157 yds., 5 returns)

PUNT RETURNS

Most Returns: 4–Jason Pinkney (Lehigh) vs. UMass, 12/5/98
Most Yards: 47–Jason Pinkney (Lehigh) vs. UMass, 12/5/98
Highest Average Per Return (min. 3 returns): 12.67–J.B. Gerald (Colgate) vs. WIU, 12/6/03 (38 yds. on 3 returns)

TOTAL KICK RETURNS

Most Returns: 5–Abdul Byron (Lehigh) vs. Furman, 12/8/01; Phil Bowman (Colgate) vs. Georgia Southern, 11/28/98
Most Yards: 157–Abdul Byron (Lehigh) vs. Furman, 12/8/01 (157 yds. on 5 KO returns)

ALL-PURPOSE YARDAGE

Most Plays: 45–Jamaal Branch (Colgate) vs. UMass, 11/29/03 (45 rushes, 0 pass receptions, 0 kickoff returns)
Most Yards: 176–Randall Joseph (Colgate) vs. Illinois State, 11/27/99 (176 rushing)

INTERCEPTIONS

Most Interceptions: 1–18 tied, most recently by Marcel Quarterman (Lafayette) vs. Delaware, 11/27/04 and Frank Trovato (Lehigh) vs. James Madison, 11/27/05.
(Note: Matt Andrews (Lehigh) did it twice -- vs. Delaware, 12/2/00 and vs. WIU, 11/25/00. Other players are: Brian Anderson (Colgate) vs. FAU, 12/13/03; Ainsworth Minott (Colgate) vs. FAU, 12/13/03; Chris Williams (Colgate) vs. FAU, 12/13/03; Abdul Byron (Lehigh) vs. Hofstra, 12/1/01; Sam Perryman (Lehigh) vs. Hofstra 12/1/01; James Young (Lehigh) vs. WIU, 11/25/00; Ken Pitter (Lehigh) vs. WIU, 11/25/00; Matt Salvaterra (Lehigh) vs. WIU, 11/25/00; Brendan Moore (Lehigh) vs. WIU, 11/25/00; Saundrell Davison (Lehigh) vs. UMass, 12/5/98; Caliphe Buchanan (Lehigh) vs. UMass, 12/5/98)

PUNTING

Most Punts: 8–Jay Heibel (Lehigh) vs. UMass, 12/5/98
Most Yards: 318–Jay Heibel (Lehigh) vs. UMass, 12/5/98
Highest Average Per Punt (min. 4 punts): 54.5–Jay Heibel (Lehigh) vs. Delaware, 12/2/00 (218 yds. on 4 punts)

TEAMGAME

OFFENSE

Most Points: 37–Lehigh vs. WIU/03; Lehigh vs. WIU, 11/25/00
Most Touchdowns Rushing: 3–Lehigh vs. UMass, 12/5/98
Most Touchdowns Passing: 3–Colgate vs. FAU, 12/13/03; Lehigh vs. WIU, 11/25/00
Most First Downs: 28–Lehigh vs. WIU, 11/25/00
Most Yards Total Offense: 534–Lehigh vs. WIU, 11/25/00
Most Plays: 89–Colgate vs. FAU, 12/13/03
Most Net Yards Rushing: 251–Lehigh vs. WIU, 11/25/00
Most Rushing Attempts: 63–Colgate vs. FAU, 12/13/03
Most Yards Passing: 333–Lehigh vs. Hofstra, 12/1/01
Most Pass Attempts: 44–Lehigh vs. Hofstra, 11/27/99
Most Pass Completions: 30–Lehigh vs. Hofstra, 11/27/99

DEFENSE

Fewest First Downs Allowed: 11–Lehigh vs. WIU, 11/25/00
Fewest Yards Total Offense Allowed: 194–Lehigh vs. WIU, 11/25/00
Fewest Net Yards Rushing Allowed: 32–Lehigh vs. WIU, 11/25/00
Fewest Net Yards Passing Allowed: 93–Colgate vs. Georgia Southern, 11/28/98
Fewest Pass Completions Allowed: 5–Colgate vs. Georgia Southern, 11/28/98
Most Turnovers Gained: 5–Lehigh vs. WIU, 11/25/00 (5 interceptions)
Most Pass Interceptions: 5–Lehigh vs. WIU, 11/25/00
Most Fumbles Recovered: 3–Colgate vs. UMass, 11/29/03

LONGEST PLAYS

Rush: 77–Randall Joseph (Colgate) vs. Illinois State, 11/27/99 (TD)
Pass: 86–Luke Ciannello to Michael Sutton (LU) vs. Hofstra, 12/1/01 (TD)
Int. Return: 36–James Young (Lehigh) vs. WIU, 11/25/01 (TD)
Punt Return: 28–J.B. Gerald (Colgate) vs. WIU, 12/6/03
KO Return: 62–Abdul Byron (Lehigh) vs. Furman, 12/8/01
Punt: 67–Jay Heibel (Lehigh) vs. Delaware, 12/2/02
Field Goal: 45–Matt Fordyce (Fordham) vs. Northeastern, 11/30/02



Postseason Honors

Offensive Player of the Year

Season	Recipient
1986	Kenny Gamble, RB, Colgate
1987	Jeff Wiley, QB, Holy Cross
1988	Frank Bauer, QB, Lafayette
1989	Tom Costello, RB, Lafayette
1990	Tom Ciaccio, QB, Holy Cross
1991	Horace Hamm, WR, Lehigh
1992	Erik Marsh, TB, Lafayette
1993	Erik Marsh, TB, Lafayette
1994	Rich Lemon, TB, Bucknell
1995	Brian Klingerman, WR, Lehigh
1996	Anthony Caravetta, RB, Colgate
1997	Daymon Smith, RB, Colgate
1998	Corey Hill, WR, Colgate
1999	Ronald Jean, RB, Lehigh
2000	Phil Yarberough, WR, Lafayette
2001	Josh Snyder, WR, Lehigh
2002	Kirwin Watson, RB, Fordham
2003	Jamaal Branch, RB, Colgate
2004	Joe McCourt, RB, Lafayette

Rookie of the Year

Season	Recipient
1986	Mark McGowan, QB, Lehigh
1987	Mike Guerrini, WR, Bucknell
1988	Tom Costello, TB, Lafayette
1989	Jim Tierney, TB, Colgate
1990	Art Dennis, RB, Lafayette
1991	Erik Marsh, TB, Lafayette
1992	Andy Fitzpatrick, QB, Holy Cross
1993	Rich Lemon, TB, Bucknell
1994	Shawn McHale, QB, Lafayette J.R. Walz, TB, Holy Cross
1995	Leonard Moore, TB, Lafayette
1996	Ryan Vena, QB, Colgate
1997	Ed Weiss, TB, Colgate
1998	Kenya Allen, DB, Lafayette
1999	Brian Hall, QB, Holy Cross
2000	Marko Glavic, QB, Lafayette
2001	Joe McCourt, RB, Lafayette
2002	Gideon Akande, RB, Holy Cross
2003	Micah Clukey, PK, Fordham
2004	Jonte Coven, RB, Fordham

* Award named "Freshman of the Year" in 2003

Special Teams Player of the Year*

Season	Recipient
2004	Dante Ross, KR, Bucknell

* Award began in 2004

Defensive Player of the Year

Season	Recipient
1986	Jerry McCabe, LB, Holy Cross
1987	Greg Manuskay, LB, Colgate
1988	Rob McGovern, LB, Holy Cross
1989	Dave Murphy, CB, Holy Cross
1990	Craig Callahan, LB, Holy Cross
1991	Corey Vincent, DL, Holy Cross
1992	Mark Blazejewski, LB, Fordham
1993	Tom McDonald, DL, Holy Cross
1994	Aaron Dougherty, LB, Fordham
1995	Pat Smith, FS, Holy Cross
1996	Ed Burman, DE, Bucknell
1997	B.J. Gallis, SS, Lafayette
1998	Dan Benguele, LB, Lafayette
1999	Nick Martucci, DL, Lehigh
2000	Ian Eason, LB, Lehigh
2001	Andrew Hollingsworth, DE, Towson
2002	Abdul Byron, DB, Lehigh
2003	Adam Lord, DL, Bucknell
2004	Tem Lukabu, LB, Colgate
2005	Sean Conover, DL, Bucknell

Coach of the Year

Season	Recipient
1986	Mark Duffner, Holy Cross
1987	Mark Duffner, Holy Cross
1988	Bill Russo, Lafayette
1989	Mark Duffner, Holy Cross
1990	Lou Maranzana, Bucknell
1991	Mark Duffner, Holy Cross
1992	Bill Russo, Lafayette
1993	Hank Small, Lehigh
1994	Bill Russo, Lafayette
1995	Kevin Higgins, Lehigh
1996	Dick Biddle, Colgate
1997	Tom Gadd, Bucknell
1998	Kevin Higgins, Lehigh
1999	Gordy Combs, Towson
2000	Kevin Higgins, Lehigh
2001	Dave Clawson, Fordham
2002	Pete Lembo, Lehigh
2003	Dave Clawson, Fordham
2004	Dick Biddle, Colgate
2005	Frank Tavani, Lafayette

The Patriot League awarded a "Player of the Year" award from 1986 until 2000. The winners of the award were: 1986 - **Gordie Lockbaum**, RB/DB, Holy Cross; 1987 - **Gordie Lockbaum**, RB, Holy Cross; 1988 - **Frank Bauer**, QB, Lafayette; 1989 - **Scott Auchenbach**, QB, Bucknell; 1990 - **Joe Segreti**, FB, Holy Cross; 1991 - **Tom Ciaccio**, QB, Holy Cross; 1992 - **Tom Kirchhoff**, QB, Lehigh; 1993 - **Scott Semptimphelter**, QB, Lehigh; 1994 - **Rich Lemon**, TB, Bucknell/**Erik Marsh**, TB, Lafayette; 1995 - **Bob Aylsworth**, QB, Lehigh; 1996 - **Ryan Vena**, QB, Colgate; 1997 - **Ryan Vena**, QB, Colgate; 1998 - **Phil Stambaugh**, QB, Lehigh; 1999 - **Ryan Vena**, QB, Colgate; 2000 - **Andrew Hollingsworth**, DE, Towson.



Postseason Honors

ALL-PATRIOT LEAGUE BY INSTITUTION

Lehigh	163
Holy Cross	159
Colgate	150
Bucknell	126
Lafayette	114
Fordham	98
Towson	31
Georgetown	7
Davidson	0

<u>First Team All-League</u>		<u>Second Team All-League*</u>	
Lehigh	97	Bucknell	67
Holy Cross	96	Colgate	66
Colgate	84	Lehigh	66
Lafayette	67	Holy Cross	63
Bucknell	60	Fordham	51
Fordham	47	Lafayette	47
Towson	18	Towson	23
Georgetown	2	Georgetown	5
Davidson	0	Davidson	0

* Second Team selection began in 1989



Lafayette's **Joe McCourt**, one of 165 two-time All-Patriot League honorees, was the 2004 Offensive Player of the Year.

INDIVIDUAL ALL-PATRIOT LEAGUE SELECTIONS

(active players in **BOLD** type)

FOUR-TIME ALL-PATRIOT LEAGUE (8)

Barry Cantrell, P, Fordham, 2nd Team '94, '95, '96; 1st Team '97
 Ian Eason, LB, Lehigh, 2nd Team '96, '97; 1st Team '98, '99
 Rich Lemon, RB, Bucknell, 2nd Team '93; 1st Team '94, '95, '96
 Jason McLaughlin, PK, Lafayette, 1st Team '91, '92; 2nd Team '93, '94
 Jeff Meader, P, Holy Cross, 2nd Team '90, '93; 1st Team '91, '92
 Dave Murphy, DB, Holy Cross, '86, '87, '88, '89
 Anthony Pignio, PK, Holy Cross, 2nd Team '91, '92; 1st Team '93, '94
 Ryan Vena, QB, Colgate, 1st Team '96, '97, '98, '99

THREE-TIME ALL-PATRIOT LEAGUE (41)

Rabih Abdullah, RB, Lehigh, 2nd Team '94; 1st Team '95, '97
 Hunter Adams, DL, Bucknell, 2nd Team '95; 1st Team '96, '97
 Bobby Andrews, TE, Holy Cross, 2nd Team '96; 1st Team '97, '98
 Bryant Appling, LB, Lehigh, 2nd Team '98, '99; 1st Team '00
 Elijah Beamon, DB, Lafayette, 2nd Team '98, '99, '00
 Dan Bengele, LB, Lafayette, 2nd Team '95; 1st Team '96, '97
 Deron Braswell, WR, Lehigh, 2nd Team '96; 1st Team '97, '98
 Tom Ciaccio, QB, Holy Cross, 1st Team '89, '90, '91
 Tom Claro, OL, Holy Cross, 2nd Team '93; 1st Team '94, '95
 Paul Clasby, OL, Colgate, 2nd Team '97; 1st Team '98, '99
 Angel Colon, DB, Lafayette, 2nd Team '97, '98, '99
 Matt Cope, DB, Lafayette, 1st Team '93, '94, '95
 George Delaney, WR, Colgate, 1st Team '89, '90, '91
 Javarus Dudley, WR/KR, Fordham, 1st Team '01, '02, '03
 Matt Fordyce, PK/P, Fordham, 2nd Team '00; 1st Team P & PK '02
 John Frieser, TE, Colgate, 1st Team '01, '02; 2nd Team '03
 NaQuinton Gainous, LB, Fordham, 2nd Team '02, '03; 1st Team '04
 Jabari Garrett, DB, Towson, 1st Team '97, '98, '99
 Luke Graham, WR, Colgate, 2nd Team '02, '03; 1st Team '04
 John Green, DL, Lafayette, 2nd Team '96; 1st Team '97, '98
 Jay Heibel, P, Lehigh, 2nd Team '98, '99; 1st Team '01
 Corey Hill, WR, Colgate, 1st Team '96, '97, '98
 Jim Hodson, PK, Lafayette, 1st Team '88, '89; 2nd Team '90
 Adam Lord, DL, Bucknell, 2nd team, '00; 1st Team '01, '02
 Erik Marsh, RB, Lafayette, 1st Team '92, '93, '94
 Rob Milanette, LB, Holy Cross, 2nd Team '91; 1st Team '92, '93
 Mark Miller, DB, Bucknell, 2nd Team '93, '94, '95
 Mariusz Misiec, OL, Bucknell, 2nd Team '95; 1st Team '96, '97
 Kevin Moss, OL, Lafayette, 2nd Team '01; 1st Team '02, '03
 Jack Pieracini, LB, Fordham, 2nd Team '95, '96, '97
 Jabu Powell, RB, Bucknell, 2nd Team '99, '00, '01
 David Puloka, DL, Holy Cross, 2nd Team '98; 1st Team '99, '00
 Patrick Quay, OL, Holy Cross, 2nd Team '98, '99; 1st Team '00
 Chris Royle, OL, Lafayette, 2nd team, '00; 1st Team '01, '02
 Joe Segreti, RB, Holy Cross, 1st Team '88, '89, '90
 Daymon Smith, RB, Colgate, 2nd Team '95, '96; 1st Team '97
 Bill Sparacio, RB, Colgate, 1st Team '91, '92, '93
 David Streeter, LB, Holy Cross, 1st Team '94, '95; 2nd Team '96
 Frank Traupman, P, Holy Cross, 1st Team '98, '99, '00
 Kirwin Watson, RB, Fordham, 1st Team '01, '02, '03
 Damian Wroblewski, OL, Lafayette, 2nd Team '96, '98; 1st Team '97

NOTE: There have been 165 two-time All-League selections



Postseason Honors



Associated Press All-America Team

BUCKNELL (10)

Name	Season	Team	Position
Jim Given	1986	HM	Quarterback
Mike Guerrini	1988	HM	Wide Receiver
Dan Meenan	1988	HM	Offensive Line
Jay Butler	1990	2nd	Offensive Line
Ed Burman	1995	2nd	Defensive Line
Brandon Little	1996	2nd	Linebacker
Willie Hill	1997	2nd	Linebacker
Kevin Eiben	2000	2nd	Defensive Back
Adam Lord	2002	2nd	Defensive Line
Sean Conover	2004	2nd	Defensive Line

COLGATE (13)

Name	Season	Team	Position
Kenny Gamble	1986	1st	Running Back
Kenny Gamble	1987	1st	Running Back
Greg Manusky	1987	1st	Linebacker
Dave Goodwin	1990	3rd	Quarterback
Tim Girard	1997	2nd	Offensive Line
Luke George	1998	3rd	Offensive Line
Corey Hill	1998	3rd	Wide Receiver
Paul Clasby	1999	1st	Offensive Line
Jamaal Branch	2003	1st	Running Back
Marc Sclafani	2003	1st	Offensive Line
Josh Sabo	2003	3rd	Defensive Line
Tem Lukabu	2003	3rd	Linebacker
Jamaal Branch	2004	2nd	Running Back

FORDHAM (6)

Name	Season	Team	Position
Mark Blazejewski	1991	2nd	Linebacker
Barry Cantrell	1997	1st	Punter
Kirwin Watson	2002	3rd	Running Back
Javarus Dudley	2003	1st	Wide Receiver
Kirwin Watson	2003	2nd	Running Back
Tad Kornegay	2004	1st	Defensive Back

HOLY CROSS (31)

Name	Season	Team	Position
Gordie Lockbaum	1986	1st	Defensive Back
Steve Southard	1986	2nd	Defensive Line
Jerry McCabe	1986	2nd	Linebacker
Andy Martin	1986	HM	Defensive Line
Jeff Wiley	1987	1st	Quarterback
Ron George	1987	2nd	Offensive Line
Tom Estep	1987	2nd	Defensive Back
Wally Dembowski	1987	3rd	Wide Receiver
Andy Martin	1987	3rd	Defensive Line
Craig Clarkin	1987	HM	Offensive Line
Mike Jednak	1987	HM	Defensive Line
Rob McGovern	1987	HM	Linebacker
Dave Murphy	1987	HM	Defensive Back
Rob McGovern	1988	2nd	Linebacker
Dave Murphy	1988	3rd	Defensive Back
Jeff Wiley	1988	HM	Quarterback
Dennis Golden	1988	HM	Offensive Line
Joe Segreti	1988	HM	Running Back
Tom Smith	1988	HM	Defensive Line
Gerry Trietley	1988	HM	Defensive Line
Jack Phelps	1988	HM	Punter
Dave Murphy	1989	1st	Defensive Back
Craig Callahan	1990	1st	Linebacker
Jerome Fuller	1991	1st	Running Back
Corey Vincent	1991	2nd	Defensive Line
Pat Gibson	1991	3rd	Offensive Line
Chris Kovath	1991	3rd	Defensive Back
Tom McDonald	1992	2nd	Defensive Line
Rob Milanette	1993	3rd	Linebacker
Chris Summers	1993	3rd	Wide Receiver
Tom Claro	1995	1st	Offensive Line

LAFAYETTE (5)

Name	Season	Team	Position
Frank Baur	1988	1st	Quarterback
Tom Costello	1988	HM	Running Back
Phillip Ng	1988	HM	Wide Receiver
Ed Hudak	1992	2nd	Offensive Line
B.J. Gallis	1996	3rd	Defensive Back

LEHIGH (19)

Name	Season	Team	Position
Rob Varano	1989	3rd	Wide Receiver
Horace Hamm	1991	2nd	Wide Receiver
Jason Cristino	1992	2nd	Wide Receiver
Dave Cecchini	1993	1st	Wide Receiver
Craig Melograno	1993	3rd	Punter
Mark LaFeir	1994	2nd	Tight End
Brian Klingerman	1994	3rd	Wide Receiver
Brian Klingerman	1995	1st	Wide Receiver
Ben Talbott	1996	2nd	Punter
Brian Bartelle	1996	3rd	Offensive Line
Nick Martucci	1998	1st	Defensive Line
Ronald Jean	1999	2nd	All-Purpose
Ian Eason	1999	3rd	Linebacker
Brian McDonald	2000	1st	Offensive Line
Abdul Byron	2001	1st	Defensive Back
Jeff Santacrocce	2002	2nd	Offensive Line
Adam Bergen	2003	1st	Tight End
Adam Bergen	2004	1st	Tight End
Tom Alfsen	2004	2nd	Defensive Line

TOWSON (2)

Name	Season	Team	Position
Jamal White	1999	1st	Wide Receiver
Andrew Hollingsworth	2000	1st	Defensive Line

American Football Coaches Association All-America Team

(AFCA selects only First Team Players)

BUCKNELL (6)

Name	Season	Position
Mike Augsberger	1990	Defensive Back
Brandon Little	1996	Linebacker
Willie Hill	1997	Linebacker
Kevin Eiben	2000	Defensive Back
Adam Lord	2001	Defensive Line
Adam Lord	2002	Defensive Line

COLGATE (4)

Name	Season	Position
Kenny Gamble	1987	Running Back
Tim Girard	1997	Offensive Line
Paul Clasby	1999	Offensive Line
Jamaal Branch	2003	Running Back

FORDHAM (3)

Name	Season	Position
Barry Cantrell	1997	Punter
Javarus Dudley	2003	Wide Receiver
Tad Kornegay	2004	Defensive Back

HOLY CROSS (7)

Name	Season	Position
Gordie Lockbaum	1986	Running Back
Gordie Lockbaum	1987	Wide Receiver
Jeff Wiley	1987	Quarterback
Dennis Golden	1988	Offensive Line
Dave Murphy	1989	Defensive Back
Jerome Fuller	1991	Fullback
Rob Milanette	1993	Linebacker

LAFAYETTE (2)

Name	Season	Position
Ed Hudak	1992	Offensive Line
Joe McCourt	2004	Running Back



Postseason Honors

AFC A All-America Team (continued)

LEHIGH (9)

Name	Season	Position
Keith Petzold	1990	Offensive Line
Dave Cecchini	1993	Wide Receiver
Ben Talbott	1996	Punter
Nick Martucci	1998	Defensive Line
Ian Eason	1999	Linebacker
Brian McDonald	2000	Offensive Line
Josh Snyder	2001	Wide Receiver
Jeff Santacroce	2002	Offensive Line
Adam Bergen	2004	Tight End

TOWSON (1)

Name	Season	Position
Andrew Hollingsworth	2000	Defensive Line

Walter Camp All-America Team

(Walter Camp selects only First Team Players)

COLGATE (2)

Name	Season	Position
Kenny Gamble	1987	Running Back
Greg Manusky	1987	Linebacker

FORDHAM (1)

Name	Season	Position
Tad Kornegay	2004	Defensive Back

HOLY CROSS (6)

Name	Season	Position
Ron George	1987	Offensive Line
Jeff Wiley	1987	Quarterback
Craig Callahan	1990	Linebacker
Jerome Fuller	1991	Running Back
Corey Vincent	1991	Defensive Line
Tom McDonald	1992	Defensive Line

LEHIGH (2)

Name	Season	Position
Dave Cecchini	1993	Wide Receiver
Tom Alfsen	2004	Defensive Line

TOWSON (1)

Name	Season	Position
Andrew Hollingsworth	2000	Defensive End

The Sports Network All-America Team

BUCKNELL (5)

Name	Season	Team	Position
Russ Strohecker	1993	HM	Linebacker
Rich Lemon	1994	HM	Running Back
Ed Burman	1995	2nd	Defensive End
Kevin Eiben	2000	3rd	Defensive Back
Sean Conover	2004	2nd	Defensive Line

COLGATE (11)

Name	Season	Team	Position
Kenny Gamble	1987	1st	Running Back
Greg Manusky	1987	2nd	Linebacker
Dave Goodwin	1990	HM	Quarterback
Adam Sofran	1996	3rd	Linebacker
Corey Hill	1997	3rd	Wide Receiver
Luke George	1998	3rd	Offensive Line
Paul Clasby	1999	1st	Offensive Line
Marc Sclafani	2003	1st	Offensive Line
Jamaal Branch	2003	1st	Running Back
Rene Vargas	2003	3rd	Offensive Line
Jamaal Branch	2004	2nd	Running Back

FORDHAM (7)

Name	Season	Team	Position
Mark Blazejewski	1990	2nd	Linebacker
Mark Blazejewski	1992	HM	Linebacker
Barry Cantrell	1997	2nd	Punter
Kirwin Watson	2002	3rd	Running Back
Javarus Dudley	2003	1st	Wide Receiver
Kirwin Watson	2003	2nd	Running Back
Tad Kornegay	2004	1st	Defensive Back

HOLY CROSS (26)

Name	Season	Team	Position
Jeff Wiley	1987	1st	Quarterback
Gordie Lockbaum	1987	1st	Wide Receiver
Ron George	1987	1st	Offensive Line
Andy Martin	1987	2nd	Defensive Line
Dave Murphy	1987	2nd	Defensive Back
Gordie Lockbaum	1987	2nd	Defensive Back
Dave Murphy	1988	1st	Defensive Back
Tom Smith	1988	1st	Defensive Line
Mark Stoy	1988	HM	Offensive Line
Rob McGovern	1988	2nd	Linebacker
Dave Murphy	1989	1st	Defensive Back
Craig Callahan	1990	1st	Linebacker
Matt Fras	1990	2nd	Defensive Line
Joe Segreti	1990	HM	Running Back
Jerome Fuller	1991	1st	Running Back
Tom Ciaccio	1991	2nd	Quarterback
Pat Gibson	1991	2nd	Offensive Line
Corey Vincent	1991	2nd	Defensive Line
Chris Kovath	1991	HM	Defensive Back
Tom McDonald	1992	2nd	Defensive Line
Rob Milanette	1992	HM	Linebacker
Rob Milanette	1993	3rd	Linebacker
Chris Summers	1993	HM	Wide Receiver
David Streeter	1995	3rd	Linebacker
Ari Confesor	2002	2nd	Return Specialist
Ari Confesor	2003	3rd	Wide Receiver

LAFAYETTE (7)

Name	Season	Team	Position
Frank Baur	1988	2nd	Quarterback
Ed Hudak	1991	HM	Offensive Line
Ed Hudak	1992	HM	Offensive Line
Erik Marsh	1993	HM	Running Back
Ed Sasso	1993	HM	Defensive Line
B.J. Gallis	1996	3rd	Defensive Back
Dan Bengele	1997	3rd	Linebacker

LEHIGH (21)

Name	Season	Team	Position
Kent Weaver	1988	HM	Offensive Line
Rob Varano	1989	2nd	Wide Receiver
Keith Petzold	1990	HM	Offensive Line
Horace Hamm	1991	1st	Wide Receiver
Mike Moriarty	1991	2nd	Offensive Line
Glenn Kempa	1991	HM	Quarterback
Jason Cristino	1992	2nd	Wide Receiver
Dave Cecchini	1993	1st	Wide Receiver
Craig Melogran	1993	2nd	Punter
Scott Semptimphelter	1993	HM	Quarterback
Mark LaFeir	1994	HM	Tight End
Ray Powers	1994	HM	Offensive Line
Brian Klingerman	1995	3rd	Wide Receiver
Nick Martucci	1998	3rd	Defensive Line
Ronald Jean	1999	3rd	Running Back
Ian Eason	1999	3rd	Linebacker
Abdul Byron	2000	3rd	Defensive Back
Abdul Byron	2001	1st	Defensive Back
Adam Bergen	2003	1st	Tight End
Adam Bergen	2004	1st	Tight End
Tom Alfsen	2004	3rd	Defensive Line

TOWSON (2)

Name	Season	Team	Position
Jamal White	1999	1st	Wide Receiver
Andrew Hollingsworth	2000	1st	Defensive Line

Postseason Honors



Don Hansen's Football Gazette All-America Team

BUCKNELL (31)

Name	Season	Team	Position
Mike Augsberger	1989	3rd	Defensive Back
Jay Butler	1989	HM	Offensive Line
Scott Auchenbach	1989	HM	Quarterback
Dan Scocca	1989	HM	Special Teams
John Spatafore	1991	3rd	Linebacker
Brian Henesey	1991	HM	Running Back
Eric Rutter	1991	HM	Offensive Line
Bill Pisano	1991	HM	Defensive Line
John Lusk	1991	HM	Defensive Line
Rich Lemon	1994	HM	Running Back
Russ Strohecker	1994	HM	Linebacker
Rich Miller	1994	HM	Punter
Ed Burman	1995	1st	Defensive Line
Rob Bird	1995	3rd	Linebacker
Rich Lemon	1995	HM	Running Back
Jim Fox	1996	HM	Quarterback
Rich Lemon	1996	HM	Running Back
Willie Hill	1997	HM	Linebacker
Luke Carlaw	1998	HM	Offensive Line
Jason Wancowicz	1998	HM	Offensive Line
Eric Green	1998	HM	Defensive Line
Erich Muzi	1998	HM	Defensive Back
Kevin Eiben	2000	2nd	Defensive Back
Kevin Eiben	2000	HM	Kick Returner
Vince Ficca	2000	2nd	Linebacker
Chris Lundberg	2000	HM	Place Kicker
Jabu Powell	2000	HM	Running Back
Jim Horan	2001	HM	Wide Receiver
Adam Lord	2001	HM	Defensive Line
Stephane Pluviose	2001	HM	Linebacker
Sean Conover	2004	2nd	Defensive Line

COLGATE (36)

Name	Season	Team	Position
Ross Crump	1989	HM	Offensive Line
Dave Goodwin	1989	HM	Quarterback
Steve Aldiero	1989	HM	Defensive Back
Tom Nash	1994	HM	Wide Receiver
Mike Boorman	1994	HM	Offensive Line
R.J. Colosimo	1994	HM	Offensive Line
Marcus Cameron	1994	HM	Defensive Back
Jon O'Flynn	1995	2nd	Tight End
Adam Sofran	1996	1st	Linebacker
Anthony Caravetta	1996	HM	Running Back
Corey Hill	1996	HM	Kick Returner
Ryan Vena	1996	HM	Quarterback
Daymon Smith	1997	3rd	Fullback
Corey Hill	1997	HM	Wide Receiver
Ryan Vena	1997	HM	Quarterback
Matt Domyancic	1997	HM	Linebacker
Corey Hill	1998	1st	Wide Receiver
Ryan Vena	1998	2nd	Quarterback
Luke George	1998	3rd	Offensive Line
Paul Clasby	1999	1st	Offensive Line
Tom McCarroll	1999	1st	Defensive Back
Ryan Vena	1999	HM	Quarterback
Kevin Bolis	1999	HM	Offensive Line
Ken Kubek	2000	HM	Offensive Line
Brandon Tinson	2000	HM	DB/KR
Ken Kubek	2001	2nd	Offensive Line
Joe Parker	2001	HM	Wide Receiver
Ameer Riley	2001	HM	Defensive Back
Luke Graham	2002	3rd	Wide Receiver
Josh Sabo	2002	HM	Defensive Line
Matt Shepard	2002	HM	Offensive Line
Jamaal Branch	2003	1st	Running Back
Marc Sclafani	2003	2nd	Offensive Line
Josh Sabo	2003	3rd	Defensive Line
Rene Vargas	2003	3rd	Offensive Line
Jamaal Branch	2004	3rd	Running Back

FORDHAM (27)

Name	Season	Team	Position
Tom Garlick	1991	HM	Wide Receiver
Mark Blazejewski	1991	HM	Linebacker
Joe Rowan	1991	HM	Linebacker
Aaron Torgler	1994	HM	Defensive Line
Carl Barbera	1995	2nd	Defensive Line
Steve Borys	1995	HM	Offensive Line
Carl Barbera	1996	3rd	Defensive Line
Barry Cantrell	1997	2nd	Punter
Jack Pieracini	1997	3rd	Linebacker
Cory Bailey	1997	HM	Center
Gerry McDermott	1998	HM	Wide Receiver
Steve O'Hare	1998	HM	Quarterback
Brian Colsant	2000	HM	Place Kicker
Javarus Dudley	2001	3rd/HM	WR/KR
Mark Carney	2001	HM	Quarterback
Brian Colsant	2001	HM	Place Kicker
Mark Manno	2001	HM	Offensive Line
Kirwin Watson	2001	HM	Running Back
Dan McGrath	2002	2nd/HM	Ret. Specialist/DB
Javarus Dudley	2002	3rd	Wide Receiver
Kirwin Watson	2002	3rd	Running Back
Matt Fordyce	2002	3rd	Place Kicker
Javarus Dudley	2003	3rd	Wide Receiver
Kirwin Watson	2003	3rd	Running Back
Tad Korngay	2004	2nd	Defensive Back

GEORGETOWN (1)

Name	Season	Team	Position
Michael Ononibaku	2004	1st	Defensive Line

HOLY CROSS (39)

Name	Season	Team	Position
Dave Murphy	1988	3rd	Defensive Back
Jeff Wiley	1988	HM	Quarterback
Dave Murphy	1989	1st	Defensive Back
Tim Downing	1989	3rd	Defensive Line
Joe Segreti	1989	HM	Running Back
Joe Segreti	1990	1st	Running Back
Craig Callahan	1990	2nd	Linebacker
Jerome Fuller	1991	1st	Running Back
Corey Vincent	1991	1st	Defensive Line
Chris Kovath	1991	2nd	Defensive Back
Tom Ciaccio	1991	3rd	Quarterback
Pat Gibson	1991	HM	Offensive Line
Tom McDonald	1992	2nd	Defensive Line
Tom Claro	1994	HM	Offensive Line
Anthony Pignio	1994	HM	Placekicker
David Streeter	1994	HM	Linebacker
Pat Smith	1994	HM	Defensive Back
Eric Godlewski	1996	HM	Linebacker
David Streeter	1996	HM	Linebacker
Mike Zimirowski	1996	HM	Offensive Line
Bobby Andrews	1997	HM	Tight End
Tom Bestpitch	1998	HM	Defensive Back
Michael Blake	2000	2nd	Defensive Back
Chris Conley	2000	HM	Offensive Line
Jamie Grabowski	2000	HM	Offensive Line
Troy LaRose	2000	HM	Defensive Back
David Puloka	2000	1st	Defensive Line
Patrick Quay	2000	HM	Offensive Line
Erreick Sewart	2000	HM	Quarterback
Frank Traupman	2000	HM	Punter
Sammy Siaki	2001	3rd	Defensive Line
Michael Blake	2001	HM	Defensive Back
David Dugan	2001	HM	Linebacker
Jefferson Exil	2001	HM	Offensive Line
Brian Hall	2001	HM	Quarterback
Ryan Rolfert	2001	HM	Place Kicker
Vernell Shaw	2001	HM	Defensive Back
David Thompson	2001	HM	Wide Receiver
Steve Silva	2004	1st	Running Back

Postseason Honors

Football Gazette All-Stars (continued)

LAFAYETTE (21)

Name	Season	Team	Position
Frank Baur	1988	1st	Quarterback
Tom Costello	1989	3rd	Running Back
Ed Hudak	1992	1st	Offensive Line
Tramont Evans	1994	HM	Wide Receiver
Matt Kujovsky	1994	HM	Offensive Line
Erik Marsh	1994	HM	Running Back
Harrison Bailey	1994	HM	Defensive Line
Derek Mast	1994	HM	Defensive Line
Gavin Morrissey	1994	HM	Defensive Line
Rawle Howard	1994	HM	Linebacker
Matt Cope	1994	HM	Defensive Back
B.J. Gallis	1996	1st	Defensive Back
Dan Bengel	1996	2nd	Linebacker
Jay Urban	1996	HM	Linebacker
Dan Bengel	1997	1st	Linebacker
Leonard Moore	1998	HM	Running Back
Phil Yarberough	2000	HM	Split End
Joe McCourt	2002	3rd	Running Back
Kevin Moss	2002	HM	Offensive Line
Chris Royle	2002	HM	Offensive Line
Joe McCourt	2003	3rd	Running Back



Running back **Jamaal Branch** (center) was no stranger to postseason honors during his career at Colgate. During Colgate's magical run to the 2003 NCAA Division I-AA National Championship game, he was given the Walter Payton Award, which recognizes the top offensive player in Division I-AA. Branch is the second Patriot League student-athlete to win the award, joining fellow Colgate running back **Kenny Gamble**, the 1987 winner.

LEHIGH (60)

Name	Season	Team	Position
Rob Varano	1989	1st	Wide Receiver
Horace Hamm	1991	2nd	Wide Receiver
Ken Joseph	1991	2nd	Offensive Line
Glenn Kempa	1991	2nd	Quarterback
Lee Picariello	1991	3rd	Linebacker
Rich Clark	1991	HM	Wide Receiver
Mike Moriarty	1991	HM	Offensive Line
Larry Arico	1991	HM	Running Back
Mark Lookenbill	1991	HM	Running Back
Kevin Jefferson	1991	HM	Linebacker
Adam Ciperski	1991	HM	Defensive Back
Tommy Clark	1991	HM	Defensive Back
Jason Cristino	1992	2nd	Wide Receiver
Dave Cecchini	1993	1st	Wide Receiver
Craig Melograno	1993	2nd	Punter
Mark LaFeir	1993	2nd	Tight End
Brian Klingerman	1994	3rd	Wide Receiver
Don Gormsen	1994	HM	Offensive Line
Ray Powers	1994	HM	Offensive Line
Bob Aylsworth	1994	HM	Quarterback
Jason Mack	1994	HM	Defensive Back
Rabih Abdullah	1995	1st	Running Back
Brian Klingerman	1995	1st	Wide Receiver
Bob Aylsworth	1995	HM	Quarterback
Brian Bartelle	1996	3rd	Offensive Line
Ben Talbott	1996	3rd	Punter
Deron Braswell	1996	HM	Wide Receiver
Mark Miller	1996	HM	Defensive Back
Rabih Abdullah	1997	3rd	Running Back
Phil Stambaugh	1997	HM	Quarterback
Nick Martucci	1998	2nd	Defensive Line
Rich Bodnar	1998	HM	Offensive Line
Steve Ludwig	1998	HM	Offensive Line
Deron Braswell	1998	HM	Wide Receiver
Phil Stambaugh	1998	HM	Quarterback
Ronald Jean	1998	HM	Running Back
Jason Taaffe	1998	HM	Place Kicker
Ian Eason	1998	HM	Linebacker
Sam Brinley	1998	HM	Defensive Back
Jay Heibel	1998	HM	Punter
Ian Eason	1999	3rd	Linebacker
Phil Stambaugh	1999	HM	Quarterback
Bryant Appling	2000	HM	Linebacker
Abdul Byron	2000	2nd	Kick Returner
Abdul Byron	2000	HM	Defensive Back
Brian Endler	2000	HM	Tight End
Brant Hall	2000	HM	Quarterback
Brian McDonald	2000	2nd	Offensive Line
Roobhenn Smith	2000	HM	Defensive Line
James Young	2000	HM	Linebacker
Josh Snyder	2001	1st	Wide Receiver
Abdul Byron	2001	HM	DB/KR
Brant Hall	2001	HM	Quarterback
Jay Heibel	2001	HM	Punter
Brian Kelley	2001	HM	Place Kicker
Theo Moss	2001	HM	Defensive Line
Jeff Santacroce	2001	HM	Offensive Line
Ken Pitter	2002	HM	Defensive Back
Adam Bergen	2004	1st	Tight End
Tom Alfsen	2004	2nd	Defensive Line

TOWSON (8)

Name	Season	Team	Position
Jabari Garrett	1998	HM	Defensive Back
Jamal White	1999	3rd	Wide Receiver
Andrew Hollingsworth	1999	3rd	Defensive Line
Joe Lee	1999	HM	Quarterback
Jason Corle	1999	HM	Running Back
Andrew Hollingsworth	2000	1st	Defensive Line
Adam Nepp	2000	HM	Offensive Line
Noah Read	2000	HM	Running Back

Postseason Honors



Eastern College Athletic Conference Players of the Year

I-AA PLAYER OF THE YEAR (6)

1986	Gordie Lockbaum, RB/DB, Holy Cross
1987	Kenny Gamble, RB, Colgate
1988	Frank Baur, QB, Lafayette
1990	Dave Goodwin, QB, Colgate
1991	Tom Ciaccio, QB, Holy Cross
2003	Jamaal Branch, RB, Colgate

I-AA ROOKIE OF THE YEAR (5)

1988	Tom Costello, RB, Lafayette
1996	Ryan Vena, QB, Colgate
1997	Ed Weiss, RB, Colgate
2000	Marko Glavic, QB, Lafayette
2001	Joe McCourt, RB, Lafayette

Eastern College Athletic Conference All-Stars

BUCKNELL (11)

Name	Season	Team	Position
Rich Lemon	1994	2nd	Running Back
Ed Burman	1995	1st	Defensive Line
Willie Hill	1997	1st	Linebacker
Hunter Adams	1997	2nd	Defensive Line
John Papadakis	1999	1st	Defensive Line
Lucas Carlaw	1999	2nd	Offensive Line
Shawn Redd	1999	2nd	Linebacker
Kevin Eiben	2000	1st	DB/KR
Adam Lord	2001	1st	Defensive Line
Adam Lord	2002	1st	Defensive Line
Sean Conover	2004	1st	Defensive Line

COLGATE (29)

Name	Season	Team	Position
Kenny Gamble	1986	1st	Running Back
Scott Lesperance	1986	1st	Offensive Line
Kenny Gamble	1987	1st	Running Back
Greg Manusky	1987	1st	Linebacker
Tony Khalife	1987	2nd	Defensive Line
Brian Smith	1987	2nd	Offensive Line
Dave Goodwin	1990	1st	Quarterback
Tim Lawler	1990	2nd	Offensive Line
George Delaney	1991	2nd	Wide Receiver
Hans Ottinot	1991	2nd	Return Specialist
Jon O'Flynn	1995	2nd	Tight End
Luke George	1998	1st	Offensive Line
Corey Hill	1998	2nd	Wide Receiver
Paul Clasby	1998	2nd	Offensive Line
Paul Clasby	1999	1st	Offensive Line
Randall Joseph	1999	2nd	Running Back
Kevin Bolis	1999	2nd	Offensive Line
Tom McCarrroll	1999	2nd	Defensive Back
Ahmad Russell	1999	2nd	Defensive Line
Vince Ficca	2000	2nd	Linebacker
Brandon Tinson	2000	1st	Defensive Back
Josh Sabo	2002	1st	Defensive Line
Matt Shepard	2002	HM	Offensive Line
Jamaal Branch	2003	1st	Running Back
Marc Sclafani	2003	1st	Offensive Line
Josh Sabo	2003	1st	Defensive Line
Tem Lukabu	2003	1st	Linebacker
Sean McCune	2003	1st	Defensive Back
Jamaal Branch	2004	1st	Running Back

FORDHAM (10)

Name	Season	Team	Position
Mark Blazejewski	1991	1st	Linebacker
Mark Blazejewski	1992	1st	Linebacker
Barry Cantrell	1997	2nd	Punter
Brian Colsant	1999	2nd	Kicker
Kirwin Watson	2002	1st	Running Back
Matt Fordyce	2002	1st	Kicker
Kirwin Watson	2003	1st	Running Back
Javarus Dudley	2003	1st	Wide Receiver
Prince Poitier	2003	HM	Offensive Line
Tad Kornegay	2004	1st	Defensive Back

GEORGETOWN (2)

Name	Season	Team	Position
Luke McArdle	2003	1st	Return Specialist
Luke McArdle	2003	HM	Wide Receiver

HOLY CROSS (52)

Name	Season	Team	Position
Gordie Lockbaum	1986	1st	Running Back
Gordie Lockbaum	1986	1st	Defensive Back
Steve Southard	1986	1st	Defensive Line
Jerry McCabe	1986	1st	Linebacker
Andy Martin	1986	2nd	Defensive Line
Tom Estep	1987	1st	Defensive Back
Ron George	1987	1st	Offensive Line
Gordie Lockbaum	1987	1st	Running Back
Andy Martin	1987	1st	Defensive Line
Rob McGovern	1987	1st	Linebacker
Jeff Wiley	1987	1st	Quarterback
Wally Dembowski	1987	2nd	Wide Receiver
Dennis Golden	1988	1st	Offensive Line
Rob McGovern	1988	1st	Linebacker
Dave Murphy	1988	1st	Defensive Back
Tom Smith	1988	1st	Defensive Line
Jeff Wiley	1988	1st	Quarterback
Jack Phelps	1988	2nd	Punter
Joe Segreti	1988	2nd	Running Back
Gerry Trietley	1988	2nd	Defensive Line
Tim Downing	1989	1st	Defensive Line
Mark Gallagher	1989	1st	Return Specialist
Rob Laliberte	1989	1st	Offensive Line
Chris Maruca	1989	1st	Linebacker
Dave Murphy	1989	1st	Defensive Back
Mark Gallagher	1989	2nd	Wide Receiver
Michael Lewis	1989	2nd	Wide Receiver
Craig Callahan	1990	1st	Linebacker
Joe Foy	1990	1st	Offensive Line
Mark Gallagher	1990	1st	Wide Receiver
Joe Segreti	1990	1st	Running Back
Matt Fras	1990	2nd	Defensive Line
Mark Gallagher	1990	2nd	Return Specialist
Michael Lewis	1990	2nd	Wide Receiver
Corey Vincent	1990	2nd	Defensive Line
Tom Ciaccio	1991	1st	Quarterback
Pete Dankert	1991	1st	Defensive Line
Jerome Fuller	1991	1st	Running Back
Pat Gibson	1991	1st	Offensive Line
Chris Kovath	1991	2nd	Defensive Back
Matt Morgan	1991	2nd	Defensive Back
Corey Vincent	1991	2nd	Defensive Line
Tom McDonald	1992	1st	Defensive Line
Rob Milanette	1993	1st	Linebacker
David Streeter	1995	2nd	Linebacker
Bobby Andrews	1997	2nd	Tight End
John Fistner	1999	2nd	Linebacker
Michael Blake	2000	2nd	Defensive Back
David Puloka	2000	1st	Defensive Line
Patrick Quay	2000	2nd	Offensive Line
Frank Traupman	2000	2nd	Punter
Ari Confesor	2002	1st	Return Specialist



Postseason Honors

ECAC All-Stars (continued)

LAFAYETTE (15)

Name	Season	Team	Position
Keith Grant	1989	2nd	Defensive Line
Jim Hodson	1989	2nd	Placekicker
Ed Hudak	1992	1st	Offensive Line
Erik Marsh	1992	1st	Running Back
Harrison Bailey	1993	2nd	Defensive Line
Matt Cope	1993	2nd	Defensive Back
Matt Kujovsky	1994	2nd	Offensive Line
Harrison Bailey	1994	2nd	Defensive Line
Rawle Howard	1994	2nd	Linebacker
Glenn Hunzinger	1995	1st	Tight End
B.J. Gallis	1996	2nd	Defensive Back
Dan Bengele	1997	1st	Linebacker
Ryan Hiles	1998	2nd	Linebacker
Phil Yarberough	2000	1st	Split End
Chris Royle	2002	1st	Offensive Line

LEHIGH (35)

Name	Season	Team	Position
Joe Uliana	1986	2nd	Offensive Line
Aaron Frantz	1987	2nd	Offensive Line
Rob Varano	1989	1st	Wide Receiver
Mike Hendricks	1989	2nd	Offensive Line
Horace Hamm	1990	1st	Wide Receiver
Keith Petzold	1990	2nd	Offensive Line
Horace Hamm	1991	1st	Wide Receiver
Glenn Kempa	1991	2nd	Quarterback
Jason Cristino	1992	1st	Wide Receiver
Dave Cecchini	1993	1st	Wide Receiver
Craig Melograno	1993	1st	Punter
Brian Klingerman	1994	2nd	Wide Receiver
Mark LaFeir	1994	2nd	Tight End
Ray Powers	1994	2nd	Offensive Line
Rabih Abdullah	1995	2nd	Running Back
Brian Klingerman	1995	2nd	Wide Receiver
Mark Miller	1995	2nd	Defensive Back
David Sunderland	1996	2nd	Defensive Line
Ben Talbott	1996	2nd	Punter
Rabih Abdullah	1997	2nd	Running Back
Nick Martucci	1998	1st	Defensive Line
Ian Eason	1998	1st	Linebacker
Phil Stambaugh	1998	2nd	Quarterback
Sam Brinley	1998	2nd	Defensive Back
Ronald Jean	1999	1st	Running Back
Phil Stambaugh	1999	2nd	Quarterback
Brian McDonald	2000	1st	Offensive Line
James Young	2000	1st	Linebacker
Abdul Byron	2001	1st	Defensive Back
Jeff Santacroce	2001	1st	Offensive Line
Jeff Santacroce	2002	1st	Offensive Line
Adam Bergen	2003	HM	Tight End
Adam Bergen	2004	1st	Tight End
Tom Alfsen	2004	1st	Defensive Line
Justin Terry	2004	HM	Offensive Line

TOWSON (5)

Name	Season	Team	Position
Jamal White	1999	2nd	Wide Receiver
Andrew Hollingsworth	2000	1st	Defensive Line
Noah Read	2000	2nd	Running Back
P.D. Moore	2002	HM	Defensive Back
Steve Bulcavage	2003	HM	Punter

College Football Hall of Fame

Player, School (2)	Position	Inducted
Gordie Lockbaum, Holy Cross	Running Back	2000
Kenny Gamble, Colgate	Running Back	2002

Walter Payton Award

The Walter Payton Award was established in 1987 by *The Sports Network* to honor the Division I-AA Player of the Year.

Player, School (2)	Season	Position
Kenny Gamble, Colgate	1987	Running Back
Jamaal Branch, Colgate	2003	Running Back

Eddie Robinson Award

The Eddie Robinson Award was established in 1987 by *The Sports Network* to honor the Division I-AA Coach of the Year.

Coach, School (3)	Season
Mark Duffner, Holy Cross	1987
Bill Russo, Lafayette	1988
Pete Lembo, Lehigh	2001

AFCA I-AA Coach of the Year

Coach, School (1)	Season
Dick Biddle, Colgate	2003

Schutt Sports I-AA Coach of the Year

Coach, School (1)	Season
Dave Clawson, Fordham	2002

AFCA I-AA Asst. Coach of the Year

The AFCA I-AA Assistant Coach of the Year Award was established in 1997 to honor assistant coaches who excel in community service, commitment to the student-athlete, on-field coaching success and AFCA professional organization involvement.

Coach, School (1)	Season
Tom Gilmore, Lehigh	2001

Blue-Gray Classic

Player, School (5)	Position	Season
Kenny Gamble, Colgate	Running Back	1987
Greg Manusky, Colgate	Linebacker	1987
Gordie Lockbaum, Holy Cross	Running Back	1987
Frank Baur, Lafayette	Quarterback	1989
Phil Stambaugh, Lehigh	Quarterback	1999

East-West Shrine Game

Player, School (2)	Position	Season
Gordie Lockbaum, Holy Cross	Running Back	1987
Adam Bergen, Lehigh	Tight End	2004

Senior Bowl

Player, School (3)	Position	Season
Jerry McCabe, Holy Cross	Linebacker	1986
Gordie Lockbaum, Holy Cross	Running Back	1987
Andy Martin, Holy Cross	Defensive Line	1987

All-American Bowl

Player, School (3)	Position	Season
Jay Butler, Bucknell	Offensive Line	1990
Leonard Moore, Lafayette	Running Back	1998
Damian Wroblewski, Lafayette	Offensive Line	1998

Hula Bowl

Player, School (3)	Position	Season
Frank Baur, Lafayette	Quarterback	1989
Dave Pyne, Lafayette	Offensive Line	1993
Jason Corle, Towson	Running Back	1999



Postseason Honors

Patriot League Scholar-Athlete

To be chosen as the Patriot League Scholar-Athlete in the sport of football, a player must be at least a sophomore and carry a cumulative GPA of 3.20 or better. He must be a starter or key reserve on the team. Recipients are chosen by the League's sports information directors.

Player, School	Season	Pos.	Major
Bill Farthing, Bucknell	1989	DL	Civil Engineering
Rob Varano, Lehigh	1989	WR	Economics
Shon Harker, Lehigh	1990	DB	Mechanical Engin.
David Berardinelli, Bucknell	1991	WR	History/Pol. Science
David Berardinelli, Bucknell	1992	WR	History/Pol. Science
Rob Glus, Bucknell	1993	QB	Electrical Engineering
Rob Glus, Bucknell	1994	QB	Electrical Engineering
Jeff Denning, Lafayette	1995	OL	Civil & Envir. Engin.
Barry Cantrell, Fordham	1996	P	Business Administration
Barry Cantrell, Fordham	1997	P	Business Administration
Nick Martucci, Lehigh	1998	DL	Accounting
Jim Walls, Fordham	1999	TE	Business Administration
Kevin Eiben, Bucknell	2000	DB/KR	Management
Stewart Kupfer, Lafayette	2001	TE	Business/Economics
Matt Salvaterra, Lehigh	2002	DB	Psychology/Education
John Frieser, Colgate	2003	TE	Sociology/Anthropology
Stephen Bono, Lafayette	2004	OL	Civil Engineering

Patriot League Academic Honor Roll

All student-athletes who achieve a grade-point average of 3.2 or higher in the fall semester, and lettered in football, receive a certificate from the League acknowledging their accomplishment. Since the inception of the honor roll in 1990, an average of 67 football players have been selected to the distinguished list each year.

1990	28 players
1991	59 players
1992	40 players
1993	50 players
1994	33 players
1995	47 players
1996	58 players
1997	63 players
1998	57 players
1999	79 players
2000	73 players
2001	113 players
2002	114 players
2003	99 players
2004	99 players

NCAA Postgraduate Scholarship

Player, School (5)	Season	Position
Don Charney, Colgate	1989	Defensive Back
Jeff Wiley, Holy Cross	1989	Quarterback
Jack Lavalette, Holy Cross	1990	Wide Receiver
David Berardinelli, Bucknell	1992	Wide Receiver
David Streeter, Holy Cross (Alt.)	1996	Linebacker
Benjamin Whitacre, Towson	2003	Kicker

National Football Foundation & College Football Hall of Fame Scholar-Athlete

Player, School (4)	Season	Position
Gordie Lockbaum, Holy Cross	1987	Running Back
Jack Lavalette, Holy Cross	1990	Wide Receiver
David Berardinelli, Bucknell	1992	Wide Receiver
John Frieser, Colgate	2003	Tight End

NACDA/Disney Scholar-Athlete

Player, School (1)	Season	Position
David Berardinelli, Bucknell	1993	Wide Receiver

I-AA Athletic Directors Association Post-Graduate Scholarship

Player, School (2)	Season	Position
John Frieser, Colgate	2003	Tight End
Stephen Bono, Lafayette	2004	Offensive Line

CoSIDA Academic All-America

Player, School (22)	Season	Team	Position
Mike Morrow, Bucknell	1986	1st	Wide Receiver
Jeff Wiley, Holy Cross	1987	1st	Quarterback
Jeremy Garvey, Colgate	1989	1st	Tight End
Rob Varano, Lehigh	1989	1st	Wide Receiver
Eric Schweiker, Fordham	1990	1st	Offensive Line
Shon Harker, Lehigh	1990	1st	Defensive Back
Jeremy Garvey, Colgate	1990	2nd	Tight End
Jack Lavalette, Holy Cross	1990	2nd	Wide Receiver
David Berardinelli, Bucknell	1991	1st	Wide Receiver
Pete Dankert, Holy Cross	1991	1st	Defensive Line
Rich Clark, Lehigh	1991	2nd	Wide Receiver
Ron Flauto, Holy Cross	1991	2nd	Defensive Back
David Berardinelli, Bucknell	1992	1st	Wide Receiver
Jason Mack, Lehigh	1994	2nd	Defensive Back
Barry Cantrell, Fordham	1997	2nd	Punter
Nick Martucci, Lehigh	1998	2nd	Defensive Line
Adam Overbey, Towson	2000	1st	Wide Receiver
Dave Evans, Bucknell	2000	2nd	Defensive Back
Stewart Kupfer, Lafayette	2001	2nd	Tight End
John Frieser, Colgate	2003	1st	Tight End
Stephen Bono, Lafayette	2004	1st	Offensive Line
Justin Gibson, Bucknell	2004	2nd	Offensive Line

I-AA Athletic Directors Association Academic All-Star Team

Player, School (18)	Season	Position
Nick Martucci, Lehigh	1998	Defensive Line
Jim Walls, Fordham	1998	Tight End
Jason Wancowicz, Bucknell	1998	Offensive Line
Damian Wroblewski, Lafayette	1998	Offensive Line
Matt Andrews, Lehigh	2000	Defensive Back
John Devoti, Towson	2000	Defensive Line
Dave Evans, Bucknell	2000	Defensive Back
Eric Higgins, Bucknell	2000	Linebacker
Gene Liebel, Towson	2000	Fullback
Adam Overbey, Towson	2000	Wide Receiver
Gene Liebel, Towson	2001	Fullback
John Frieser, Colgate	2002	Tight End
Stephen Bono, Lafayette	2002	Offensive Line
Matt Salvaterra, Lehigh	2002	Defensive Back
John Frieser, Colgate	2003	Tight End
Dave Crockett, Lehigh	2003	Wide Receiver
Stephen Bono, Lafayette	2004	Offensive Line
Justin Gibson, Bucknell	2004	Offensive Line

Burger King Scholar-Athlete of the Week

Player, School (3)	Date	Position
Mike Steeber, Lafayette	Oct. 10, 1998	LB
Jim John, Bucknell	Oct. 17, 1998	QB
Jim Walls, Fordham	Oct. 16, 1999	TE

Record Book



Mark Borda, Lehigh
2005 Patriot League Preseason Offensive Player of the Year

Record Book



TEAM RUSHING RECORDS

MOST RUSHES

Game: 75–Bucknell vs. Towson, Nov. 21, 1998
 Season: 752–Colgate, 2003

MOST YARDS GAINED

Game: 484–Colgate vs. Lehigh, Oct. 4, 1997
 Season: 3,256–Colgate, 2003

MOST TOUCHDOWNS SCORED BY RUSHING

Game: 7 – Lafayette vs. Holy Cross, Nov. 13, 2004
 7–Colgate vs. Lehigh, Oct. 4, 1997
 Season: 40–Colgate, 2003

INDIVIDUAL RUSHING RECORDS

MOST RUSHES

Game: 46–Erik Marsh, Lafayette vs. Lehigh, Nov. 21, 1992
 Season: 450–Jamaal Branch, Colgate, 2003
 Career: 1,027–Erik Marsh, Lafayette, 1991-94

MOST RUSHES PER GAME AVG.

Season: 28.13–Jamaal Branch, Colgate, 2003
 Career: 26.95–Kenny Gamble, Colgate, 1986-87

MOST YARDS GAINED

Game: 282–Jabu Powell, Bucknell vs. Cornell, Sept. 16, 2000
 Season: 2,326–Jamaal Branch, Colgate, 2003
 Career: 4,834–Erik Marsh, Lafayette, 1991-94

MOST YARDS GAINED PER GAME AVG.

Season: 165.1–Kenny Gamble, Colgate, 1986
 Career: 146.6–Kenny Gamble, Colgate, 1986-87

MOST YARDS GAINED BY A FRESHMAN

Season: 1,151–Rich Lemon, Bucknell, 1993

MOST YARDS GAINED BY A QUARTERBACK

Game: 252–Daris Wilson, Bucknell vs. Holy Cross, Oct. 30, 2004
 Season: 1,149–Daris Wilson, Bucknell, 2004
 Career: 2,041–Daris Wilson, Bucknell, 2001-04

MOST GAMES GAINING 100 YARDS OR MORE

Season: 12–Jamaal Branch, Colgate, 2003
 Career: 28–Rich Lemon, Bucknell, 1993-96

MOST CONSECUTIVE GAMES GAINING 100 YARDS OR MORE

Season: 11–Rich Lemon, Bucknell, 1994
 11–Jamaal Branch, Colgate, 2003
 Career: 17–Rich Lemon, Bucknell, 1993-96

MOST GAMES GAINING 200 YARDS OR MORE

Season: 4–Kenny Gamble, Colgate, 1986
 4–Randall Joseph, Colgate, 1999
 Career: 6–Erik Marsh, Lafayette, 1991-94

MOST SEASONS GAINING 1,000 YARDS OR MORE

Career: 3–Joe McCourt, Lafayette, 2001-04
 3–Rich Lemon, Bucknell, 1993-96

MOST TOUCHDOWNS SCORED BY RUSHING

Game: 5–Joe McCourt, Lafayette vs. Holy Cross, Nov. 13, 2004
 5–Daris Wilson, Bucknell vs. Colgate, Nov. 13, 2004
 5–Rahib Abdullah, Lehigh vs. Cornell, Oct. 21, 1995
 5–Kirwin Watson, Fordham vs. New Haven, Oct. 18, 2003
 5–Kirwin Watson, Fordham vs. Georgetown, Nov. 1, 2003
 Season: 29–Jamaal Branch, Colgate, 2003
 Career: 50–Joe McCourt, 2001-04

CAREER RUSHING LEADERS

Net Rushing Yards ("2,000-Yard Club")

Player	School	Seasons	G	Yards
1. Erik Marsh	Lafayette	1991-94	42	4,834
2. Rich Lemon	Bucknell	1993-96	43	4,742
3. Kirwin Watson	Fordham	2000-03	46	4,617
4. Joe McCourt	Lafayette	2001-04	45	4,474
5. Jamaal Branch	Colgate	2000-04	45	4,108
6. Rabih Abdullah	Lehigh	1994-97	33	3,696
7. Joe Segreti	Holy Cross	1987-90	40	3,461
8. Leonard Moore	Lafayette	1995-98	41	3,419
9. Kenny Gamble	Colgate	1986-87	22	3,227
10. Randall Joseph	Colgate	1997-00	40	3,218
11. Tom Costello	Lafayette	1988-90	29	2,936
12. Jabu Powell	Bucknell	1998-01	36	2,919
13. Jason Corle	Towson	1997-99	31	2,867
14. Daymon Smith	Colgate	1993-97	45	2,841
15. Bill Sparacio	Colgate	1990-93	42	2,799
16. Jermaine Pugh	Lehigh	2000-03	33	2,674
17. Brian Henesey	Bucknell	1988-91	41	2,649
18. Noah Read	Towson	1998-01	41	2,577
19. Jerome Fuller	Holy Cross	1988-91	35	2,447
20. Ronald Jean	Lehigh	1996-99	32	2,422
21. Erik Torain	Lehigh	1987-90	36	2,397
22. Randall Joseph	Colgate	1997-99	31	2,381
23. J.R. Walz	Holy Cross	1994-98	44	2,132
24. Daris Wilson	Bucknell	2001-04	40	2,041
25. Anthony Caravetta	Colgate	1993-96	39	2,025
26. Ryan Vena	Colgate	1996-99	40	2,008

Yards Per Game (minimum 20 games played)

Player	School	Seasons	G	Yds./G
1. Kenny Gamble	Colgate	1986-87	22	146.68
2. Erik Marsh	Lafayette	1991-94	42	115.10
3. Rabih Abdullah	Lehigh	1994-97	33	112.00
4. Rich Lemon	Bucknell	1993-96	43	110.28
5. Tom Costello	Lafayette	1988-90	29	101.24
6. Kirwin Watson	Fordham	2000-03	46	100.37
7. Joe McCourt	Lafayette	2001-04	45	99.42
8. Jason Corle	Towson	1997-99	31	92.48
9. Jamaal Branch	Colgate	2000-04	45	91.29
10. Joe Segreti	Holy Cross	1987-90	40	86.53

Rushing Attempts

Player	School	Seasons	G	Att.
1. Erik Marsh	Lafayette	1991-94	42	1,027
2. Rich Lemon	Bucknell	1993-96	43	994
3. Joe McCourt	Lafayette	2001-04	45	955
4. Kirwin Watson	Fordham	2000-03	34	942
5. Jamaal Branch	Colgate	2000-04	45	854
6. Leonard Moore	Lafayette	1995-98	41	705
7. Joe Segreti	Holy Cross	1987-90	40	700
8. Bill Sparacio	Colgate	1990-93	42	690
9. Rabih Abdullah	Lehigh	1994-97	33	672
10. Jason Corle	Towson	1997-99	31	647

Yards Per Carry

Player	School	Seasons	G	YPC
1. Ronald Jean	Lehigh	1996-99	32	6.31
2. Randall Joseph	Colgate	1997-00	40	5.95
3. Jerome Fuller	Holy Cross	1988-91	35	5.59
4. Rabih Abdullah	Lehigh	1994-97	33	5.50
5. Kenny Gamble	Colgate	1986-87	22	5.44
6. Gordie Lockbaum	Holy Cross	1986-87	22	5.37
7. Tom Costello	Lafayette	1988-90	29	5.05
8. Joe Segreti	Holy Cross	1987-90	40	4.94
9. Kirwin Watson	Fordham	2000-03	46	4.90
10. Jabu Powell	Bucknell	1998-01	36	4.87



Record Book

Career Rushing Leaders (cont.)

Rushing Touchdowns

Player, School	Seasons	G	TDs
1. Joe McCourt, Lafayette	2001-04	45	50
2. Jamaal Branch, Colgate	2000-04	45	48
Kirwin Watson, Fordham	2000-03	46	48
4. Erick Torain, Lehigh	1987-90	36	40
5. Joe Segreti, Holy Cross	1987-90	40	37
6. Ronald Jean, Lehigh	1996-99	32	36
7. Erik Marsh, Lafayette	1991-94	42	35
Rich Lemon, Bucknell	1993-96	43	35
9. Rabih Abdullah, Lehigh	1994-97	33	33
Ryan Vena, Colgate	1996-99	40	33

SEASON RUSHING LEADERS

Net Rushing Yards

Player, School	Season	G	Yards
1. Jamaal Branch, Colgate	2003	16	2,326
2. Kenny Gamble, Colgate	1986	11	1,816
3. Rabih Abdullah, Lehigh	1995	11	1,536
4. Rich Lemon, Bucknell	1994	11	1,496
5. Kirwin Watson, Fordham	2003	12	1,477
6. Kirwin Watson, Fordham	2002	13	1,467
7. Jerome Fuller, Holy Cross	1991	11	1,465
8. Randall Joseph, Colgate	1999	9	1,446
9. Erik Marsh, Lafayette	1993	11	1,441
10. Noah Read, Towson	2000	11	1,422

Yards Per Game

Player, School	Season	G	Yds./G
1. Kenny Gamble, Colgate	1986	11	165.09
2. Randall Joseph, Colgate	1999	9	160.67
3. Jamaal Branch, Colgate	2003	16	145.38
4. Tom Costello, Lafayette	1989	10	139.70
5. Rabih Abdullah, Lehigh	1995	11	139.64
6. Erik Marsh, Lafayette	1992	10	136.50
7. Rich Lemon, Bucknell	1994	11	136.00
8. Jerome Fuller, Holy Cross	1991	11	133.18
9. Erik Marsh, Lafayette	1993	11	131.00
10. Noah Read, Towson	2000	11	129.30

Rushing Attempts

Player, School	Season	G	Att.
1. Jamaal Branch, Colgate	2003	16	450
2. Joe McCourt, Lafayette	2002	12	314
3. Kirwin Watson, Fordham	2003	12	311
4. Kenny Gamble, Colgate	1986	11	307
5. Erik Marsh, Lafayette	1993	11	305
6. Noah Read, Towson	2000	11	297
7. Jamaal Branch, Colgate	2004	11	295
8. Rich Lemon, Bucknell	1995	11	293
9. Erik Marsh, Lafayette	1994	11	289
10. Kenny Gamble, Colgate	1987	11	286

Yards Per Carry (minimum 100 carries)

Player, School	Season	G	YPC
1. Randall Joseph, Colgate	1999	9	7.50
2. Rob Sanchez, Holy Cross	1996	10	6.42
3. Jabu Powell, Bucknell	1999	11	6.40
4. Bruce McIntyre, Lafayette	1986	10	6.13
5. Daymon Smith, Colgate	1997	11	6.10
6. Ed Weiss, Colgate	1997	10	6.01
7. Rabih Abdullah, Lehigh	1995	11	5.98
8. Kenny Gamble, Colgate	1986	11	5.92
9. Lance Shaw, Fordham	1996	9	5.77
10. Gordie Lockbaum, Holy Cross	1986	11	5.74

Rushing Touchdowns

Player, School	Season	G	TDs
1. Jamaal Branch, Colgate	2003	16	29
2. Ronald Jean, Lehigh	1999	11	23
3. Kenny Gamble, Colgate	1986	11	21
4. Kirwin Watson, Fordham	2003	12	20
5. Kirwin Watson, Fordham	2002	13	18
6. Daris Wilson, Bucknell	2004	11	17
Jason Marrow, Bucknell	1999	11	17
Erick Torain, Lehigh	1990	11	17
9. Jamaal Branch, Colgate	2004	11	16
Joe McCourt, Lafayette	2004	12	16
Tom Costello, Lafayette	1989	10	16
Joe Segreti, Holy Cross	1988	11	16

SINGLE-GAME RUSHING

Player, School (Opponent)	Date	Yds.
1. Jabu Powell, Bucknell (Cornell)	Sept. 16, 2000	282
2. Jamaal Branch, Colgate (Holy Cross)	Nov. 22, 2003	280
3. John Sims, Georgetown (Davidson)	Nov. 15, 2003	268
4. Rabih Abdullah, Lehigh (Cornell)	Oct. 21, 1995	266
5. Randall Joseph, Colgate (Fordham)	Sept. 18, 1999	258
6. Kirwin Watson, Fordham (Holy Cross)	Nov. 17, 2001	256
7. Daris Wilson, Bucknell (Holy Cross)	Oct. 30, 2004	252
8. Bruce McIntyre, Lafayette (Lehigh)	Nov. 22, 1986	251
Erik Marsh, Lafayette (Lehigh)	Nov. 21, 1992	251
10. Erik Marsh, Lafayette (Lehigh)	Nov. 20, 1993	249
11. Tom Costello, Lafayette (Lehigh)	Nov. 18, 1989	245
12. Joe Segreti, Holy Cross (Dartmouth)	Oct. 6, 1990	239
Jason Corle, Towson (Fordham)	Sept. 26, 1998	239
14. Jermaine Pugh, Lehigh (Fordham)	Sept. 13, 2003	238
15. Daris Wilson, Bucknell (Colgate)	Nov. 13, 2004	236
Chris Peer, Bucknell (Holy Cross)	Oct. 25, 1997	236
17. Rich Lemon, Bucknell (Fordham)	Nov. 16, 1996	229
18. Jamaal Branch, Colgate (Cornell)	Oct. 4, 2003	226
19. Kenny Gamble, Colgate (William & Mary)	Sept. 6, 1986	225
Erik Marsh, Lafayette (Colgate)	Oct. 31, 1992	225

ANNUAL RUSHING CHAMPIONS

Player, School	Season	G	Carries	Yds.	Yds./G
Kenny Gamble, Colgate*	1986	11	307	1,816	165.1
Kenny Gamble, Colgate	1987	11	286	1,411	128.2
Tom Costello, Lafayette	1988	10	210	1,132	113.2
Tom Costello, Lafayette	1989	10	256	1,397	139.7
Joe Segreti, Holy Cross	1990	11	228	1,143	103.9
Jerome Fuller, Holy Cross	1991	11	266	1,465	133.2
Erik Marsh, Lafayette	1992	10	284	1,365	136.5
Erik Marsh, Lafayette	1993	11	304	1,441	131.0
Rich Lemon, Bucknell	1994	11	282	1,496	136.0
Rabih Abdullah, Lehigh	1995	11	257	1,536	139.6
Anthony Caravetta, Colgate	1996	11	224	1,235	112.3
Rabih Abdullah, Lehigh	1997	10	244	1,225	122.5
Jason Corle, Towson	1998	11	236	1,073	97.5
Randall Joseph, Colgate	1999	9	193	1,446	160.7
Noah Read, Towson	2000	11	297	1,422	129.3
Kirwin Watson, Fordham	2001	11	211	1,076	107.6
Joe McCourt, Lafayette	2002	12	314	1,393	116.1
Jamaal Branch, Colgate	2003	16	450	2,326	145.4
Joe McCourt, Lafayette	2004	12	250	1,193	99.4

* Led Division I-AA

Record Book



TEAM PASSING RECORDS

MOST PASSES

Game: 79-Towson vs. Lehigh, Oct. 30, 1999
 Season: 584-Towson, 1999

MOST PASSES COMPLETED

Game: 48-Towson vs. Lehigh, Oct. 30, 1999
 Season: 325-Towson, 1999

MOST PASSING YARDS GAINED

Game: 562-Towson vs. Lehigh, Oct. 30, 1999
 Season: 4,193-Towson, 1999

HIGHEST PERCENTAGE COMPLETED

Season: .667-Lehigh, 1999

MOST TOUCHDOWN PASSES

Game: 7-Holy Cross vs. Lehigh, Sept. 26, 1987
 Season: 36-Holy Cross, 1987

INDIVIDUAL PASSING RECORDS

HIGHEST PASS EFFICIENCY RATING POINTS

Season: 171.12-Frank Baur, Lafayette, 1988
 Career: 149.62-Steve O'Hare, Fordham, 1997-98

MOST PASSES ATTEMPTED

Game: 77-Joe Lee, Towson vs. Lehigh, Oct. 30, 1999
 Season: 577-Joe Lee, Towson, 1999
 Career: 1,284-Phil Stambaugh, Lehigh, 1996-99

MOST PASSES COMPLETED

Game: 47-Joe Lee, Towson vs. Lehigh, Oct. 30, 1999
 Season: 322-Joe Lee, Towson, 1999
 Career: 818-Phil Stambaugh, Lehigh, 1996-99

MOST CONSECUTIVE PASSES COMPLETED

Game: 18-Scott Auchenbach, Bucknell vs. Colgate, Nov. 11, 1989

MOST PASSES HAD INTERCEPTED

Game: 5-by several players
 (most recently: Kevin Eakin, Fordham vs. BU, Oct. 4, 2003)
 Season: 20-Gary Brennan, Fordham, 1991
 20-Mike Mucci, Fordham, 2000
 Career: 52-Jeff Wiley, Holy Cross, 1986-88

MOST YARDS GAINED

Game: 567-Joe Lee, Towson vs. Lehigh, Oct. 30, 1999
 Season: 4,168-Joe Lee, Towson, 1999*
 Career: 9,819-Marko Glavic, Lafayette, 2000-03
 * Led Division I-AA

MOST GAMES GAINING 300 YARDS OR MORE

Season: 7-by four players (most recent: Joe Lee, Towson, 1999)
 Career: 13-Jeff Wiley, Holy Cross, 1986-88

MOST GAMES GAINING 400 YARDS OR MORE

Season: 6-Joe Lee, Towson, 1999
 Career: 6-Joe Lee, Towson, 1997-1999

MOST YARDS PER GAME

Season: 378.9-Joe Lee, Towson, 1999
 Career: 264.0-Jeff Wiley, Holy Cross, 1986-88

MOST TOUCHDOWN PASSES

Game: 7-Jeff Wiley, Holy Cross vs. Lehigh, Sept. 26, 1987
 Season: 34-Jeff Wiley, Holy Cross, 1987
 Career: 78-Phil Stambaugh, Lehigh, 1996-99

CAREER PASSING LEADERS

Pass Efficiency Rating (minimum 200 completions)

Player	School	Season	A-C-I	Pct.	Yds.	TD	Rating
1. Steve O'Hare	Ford	1997-98	387-238-9	.615	3,174	28	149.62
2. Ryan Vena	CU	1996-99	819-482-46	.589	7,427	61	148.37
3. Tom Ciaccio	HC	1988-91	1,072-658-46	.614	8,603	72	142.37
4. Jeff Wiley	HC	1986-88	1,051-647-52	.615	8,714	66	142.03
5. Semptimpfelter	LU	1990-93	818-493-27	.603	6,668	50	141.29
6. P. Stambaugh	LU	1996-99	1,284-818-42	.637	9,669	78	140.31
7. B. Aylsworth	LU	1993-95	729-448-28	.615	5,562	49	140.04
8. Frank Baur	LC	1987-89	928-545-38	.587	7,324	51	134.97
9. Todd Brunner	LU	1986-89	480-289-20	.602	3,676	27	134.77
10. T. Kirchhoff	LC	1989-92	878-510-36	.581	6,721	53	133.88

Passing Yards

Player	School	Seasons	G	Yds.
1. Marko Glavic	Lafayette	2000-03	44	9,819
2. Phil Stambaugh	Lehigh	1996-99	38	9,669
3. Jeff Wiley	Holy Cross	1986-88	33	8,714
4. Tom Ciaccio	Holy Cross	1988-91	34	8,603
5. Ryan Vena	Colgate	1996-99	40	7,427
6. Frank Baur	Lafayette	1987-89	30	7,324
7. Dave Goodwin	Colgate	1987-90	34	7,199
8. Glenn Kempa	Lehigh	1989-91	27	6,732
9. Tom Kirchhoff	Lafayette	1989-92	35	6,709
10. Scott Semptimpfelter	Lehigh	1990-93	26	6,669
11. Kevin Eakin	Fordham	2002-03	25	6,112
12. Joe Moorhead	Fordham	1993-95	31	5,925
13. Brian Hall	Holy Cross	1999-02	38	5,791
14. Chris Brown	Colgate	2001-04	45	5,566
15. Bob Aylsworth	Lehigh	1993-95	30	5,562
16. Scott Auchenbach	Bucknell	1986-89	30	5,265
17. Tom McCune	Colgate	1999-02	31	5,219
18. Shawn McHale	Lafayette	1994-96	30	4,970
19. Mark McGowan	Lehigh	1986-88	27	4,838
20. Damon Phelan	Colgate	1986-88	31	4,608

Yards Per Game

Player	School	Seasons	G	Yds./G
1. Jeff Wiley	Holy Cross	1986-87	33	264.06
2. Scott Semptimpfelter	Lehigh	1990-93	26	256.46
3. Phil Stambaugh	Lehigh	1996-99	38	254.45
4. Tom Ciaccio	Holy Cross	1988-91	34	253.03
5. Glenn Kempa	Lehigh	1989-91	27	249.33
6. Kevin Eakin	Fordham	2002-03	25	244.48
7. Frank Baur	Lafayette	1987-89	30	244.13
8. Joe Lee	Towson	1997-99	18	237.22
9. Marko Glavic	Lafayette	2000-03	44	223.16
10. Todd Brunner	Lehigh	1987-89	17	216.24

Passing Attempts

Player	School	Seasons	G	Att.
1. Marko Glavic	Lafayette	2000-03	33	1,459
2. Phil Stambaugh	Lehigh	1996-99	38	1,284
3. Tom Ciaccio	Holy Cross	1988-91	34	1,072
4. Jeff Wiley	Holy Cross	1986-88	33	1,051
5. Joe Moorhead	Fordham	1993-95	31	1,009
6. Dave Goodwin	Colgate	1987-90	34	976
7. Frank Baur	Lafayette	1987-89	30	928
8. Glenn Kempa	Lehigh	1989-91	27	902
9. Tom Kirchhoff	Lafayette	1990-92	35	878
10. Scott Semptimpfelter	Lehigh	1990-93	26	823

Record Book

Career Passing Leaders (cont.)

Pass Completions

Player, School	Seasons	G	Comp.
1. Marko Glavic, Lafayette	2000-03	44	820
2. Phil Stambaugh, Lehigh	1996-99	38	818
3. Tom Ciaccio, Holy Cross	1988-91	34	658
4. Jeff Wiley, Holy Cross	1986-88	33	647
5. Frank Baur, Lafayette	1987-89	30	545
6. Dave Goodwin, Colgate	1987-90	34	537
7. Glenn Kempa, Lehigh	1989-91	27	521
8. Joe Moorhead, Fordham	1993-95	31	518
9. Tom Kirchhoff, Lafayette	1990-92	35	509
10. Scott Semptimpfelter, Lehigh	1990-93	26	493

Completion Percentage

Player, School	Seasons	G	Pct.
1. Phil Stambaugh, Lehigh	1996-99	38	63.71
2. Jeff Wiley, Holy Cross	1986-88	33	61.56
3. Kevin Eakin, Fordham	2002-03	25	61.52
4. Bob Aylsworth, Lehigh	1993-95	30	61.45
5. Tom Ciaccio, Holy Cross	1988-91	34	61.38
6. Todd Brunner, Lehigh	1986-89	17	60.21
7. Mark McGowan, Lehigh	1986-88	27	59.91
8. Scott Semptimpfelter, Lehigh	1990-93	26	59.83
9. Jim Russell, Colgate	1991-92	24	59.01
10. Ryan Vena, Colgate	1996-99	40	58.85

Passing Touchdowns

Player, School	Seasons	G	TDs
1. Phil Stambaugh, Lehigh	1996-99	38	78
2. Tom Ciaccio, Holy Cross	1988-91	34	72
3. Jeff Wiley, Holy Cross	1986-88	33	66
4. Marko Glavic, Lafayette	2000-03	44	62
5. Ryan Vena, Colgate	1996-99	40	61
6. Tom Kirchhoff, Lafayette	1990-92	35	53
7. Frank Baur, Lafayette	1987-89	30	51
8. Scott Semptimpfelter, Lehigh	1990-93	26	50
9. Glenn Kempa, Lehigh	1989-91	27	49
Bob Aylsworth, Lehigh	1993-95	30	49



Former Lehigh great **Phil Stambaugh** is the Patriot League's all-time leader in touchdown passes with 78.

SEASON PASSING LEADERS

Pass Efficiency Rating

Player, School	Season	Att.-Comp.-Int.	Pct.	Yds.	TD	Rating
1. Frank Baur, LC	1988	256-164-11	.641	2,621	23	171.12
2. Brant Hall, LU	2001	176-106-3	.602	1,684	16	167.20
3. Jeff Wiley, HC	1987	400-265-17	.663	3,677	34	163.02
4. Phil Stambaugh, LU	1999	347-263-13	.680	2,995	26	157.75
5. Ryan Vena, CU	1998	230-134-11	.583	2,298	16	155.58
6. Jim Harris, LU	1988	233-139-10	.597	2,114	18	152.78
7. David Paulus, Gtown	2002	182-107-4	.588	1,438	17	151.60
8. Kyle Keating, LU	2003	179-109-5	.609	1,419	16	151.40
9. Mark Borda, LU	2004	330-205-6	.621	2,682	24	150.80
10. Steve O'Hare, Ford	1998	265-161-6	.608	2,216	19	150.12

Passing Yards

Player, School	Season	G	Yds.
1. Joe Lee, Towson*	1999	11	4,168
2. Jeff Wiley, Holy Cross	1987	11	3,677
3. Glenn Kempa, Lehigh	1991	11	3,565
4. Todd Brunner, Lehigh	1989	11	3,516
5. Scott Semptimpfelter, Lehigh	1993	11	3,449
6. Dave Goodwin, Colgate	1990	11	3,352
7. Scott Semptimpfelter, Lehigh	1992	11	3,190
8. Dave Goodwin, Colgate	1989	11	3,130
9. Phil Stambaugh, Lehigh	1998	11	3,121
10. Kevin Eakin, Fordham	2003	12	3,072
11. Kevin Eakin, Fordham	2002	13	3,040
12. Tom Ciaccio, Holy Cross	1991	11	3,010
13. Glenn Kempa, Lehigh	1990	10	3,000
14. Tom Ciaccio, Holy Cross	1989	11	2,982
15. Phil Stambaugh, Lehigh	1999	11	2,995
16. Bob Aylsworth, Lehigh	1995	11	2,899
17. Chris Brown, Colgate	2003	16	2,832
18. Marko Glavic, Lafayette	2003	11	2,725
19. Mark Carney, Fordham	2001	11	2,700
20. Joe Moorhead, Fordham	1995	11	2,687

* Led Division I-AA

Yards Per Game

Player, School	Season	G	Yds./G
1. Joe Lee, Towson*	1999	11	378.91
2. Jeff Wiley, Holy Cross	1987	11	334.27
3. Glenn Kempa, Lehigh	1991	11	324.09
4. Todd Brunner, Lehigh	1989	11	319.64
5. Scott Semptimpfelter, Lehigh	1993	11	313.55
6. Dave Goodwin, Colgate	1990	11	304.73
7. Glenn Kempa, Lehigh	1990	10	300.00
8. Scott Semptimpfelter, Lehigh	1992	11	290.00
9. Dave Goodwin, Colgate	1989	11	284.55
10. Phil Stambaugh, Lehigh	1998	11	283.73

* Led Division I-AA

Passing Attempts

Player, School	Season	G	Att.
1. Joe Lee, Towson	1999	11	577
2. Glenn Kempa, Lehigh	1991	11	474
3. Dave Goodwin, Colgate	1990	11	453
4. Todd Brunner, Lehigh	1989	11	450
5. Joe Moorhead, Fordham	1995	11	426
6. Scott Semptimpfelter, Lehigh	1993	11	414
7. Kevin Eakin, Fordham	2003	12	407
8. Scott Semptimpfelter, Lehigh	1992	11	405
9. Glenn Kempa, Lehigh	1990	10	403
Dave Goodwin, Colgate	1989	11	403

Record Book



Season Passing Leaders (cont.)

Pass Completions

Player, School	Season	G	Comp.
1. Joe Lee, Towson	1999	11	322
2. Glenn Kempa, Lehigh	1991	11	286
3. Todd Brunner, Lehigh	1989	11	273
4. Jeff Wiley, Holy Cross	1987	11	265
5. Dave Goodwin, Colgate	1990	11	256
6. Scott Semptimphelter, Lehigh	1993	11	249
7. Kevin Eakin, Fordham	2003	12	247
8. Phil Stambaugh, Lehigh	1998	11	246
9. Scott Semptimphelter, Lehigh	1992	11	241
Phil Stambaugh, Lehigh	1997	11	241

Completion Percentage

Player, School	Season	G	Percent
1. Phil Stambaugh, Lehigh	1999	11	68.01
2. Brad Maurer, Lafayette	2004	12	67.00
3. Phil Stambaugh, Lehigh	1998	11	66.31
4. Jeff Wiley, Holy Cross	1987	11	66.25
5. Daris Wilson, Bucknell	2004	11	66.00
6. Frank Baur, Lafayette	1988	10	64.06
7. Bob Aylsworth, Lehigh	1994	9	63.75
8. Tom Ciaccio, Holy Cross	1989	11	63.36
9. Kevin Eakin, Fordham	2002	13	62.40
10. Mark Borda, Lehigh	2004	12	62.10


Passing Touchdowns

Player, School	Season	G	TDs
1. Jeff Wiley, Holy Cross	1987	11	34
2. Glenn Kempa, Lehigh	1991	11	31
3. Scott Semptimphelter, Lehigh	1993	11	30
4. Bob Aylsworth, Lehigh	1995	11	27
Mark Carney, Fordham	2001	11	27
6. Tom Kirchhoff, Lafayette	1992	11	26
Todd Brunner, Lehigh	1989	11	26
Phil Stambaugh, Lehigh	1999	11	26
9. Tom Ciaccio, Holy Cross	1991	11	25
10. Mark Borda, Lehigh	2004	12	24
Tom Ciaccio, Holy Cross	1990	11	24

ANNUAL PASSING CHAMPIONS

Player, School	Season	Att.-Comp.-Int.	Pct.	Yds.	TD	Rating
Mark McGowan, Lehigh	1986	191-114-6	.597	1,589	8	137.11
Jeff Wiley, Holy Cross *	1987	400-265-17	.663	3,677	34	163.02
Frank Baur, Lafayette *	1988	256-164-11	.641	2,621	23	171.12
Tom Ciaccio, Holy Cross	1989	363-230-14	.634	2,982	23	145.56
Tom Ciaccio, Holy Cross	1990	324-196-14	.605	2,611	24	143.99
Glenn Kempa, Lehigh	1991	474-286-15	.603	3,565	31	138.77
Tom Kirchhoff, LC	1992	296-180-9	.608	2,350	26	149.40
S. Semptimphelter, LU	1993	413-249-13	.603	3,449	30	147.76
Bob Aylsworth, Lehigh	1994	309-197-16	.638	2,537	22	145.86
Bob Aylsworth, Lehigh	1995	400-240-11	.600	2,899	27	137.66
Shawn McHale, Lafayette	1996	216-110-9	.509	1,384	14	117.81
Ryan Vena, Colgate	1997	222-129-12	.581	1,882	17	143.78
Ryan Vena, Colgate	1998	230-134-11	.583	2,298	16	155.58
Phil Stambaugh, Lehigh	1999	347-236-13	.680	2,995	26	157.75
Brant Hall, Lehigh	2000	270-155-3	.574	1,946	18	137.70
Brant Hall, Lehigh	2001	176-106-3	.602	1,684	16	167.20
David Paulus, G-town	2002	107-182-4	.588	1,438	17	151.60
Kyle Keating, Lehigh	2003	109-179-5	.609	1,419	16	151.40
Mark Borda, Lehigh	2004	330-205-6	.621	2,682	24	150.80

* Led Division I-AA



Departed Colgate senior **Luke Graham** finished his career third all-time in the Patriot League in both receptions and receiving yards.

INDIVIDUAL RECEIVING RECORDS

MOST PASSES CAUGHT

Game: 15–Gordie Lockbaum, Holy Cross vs. Villanova, Nov. 19, 1987
 Season: 101–Javarus Dudley, Fordham, 2003
 Career: 295–Javarus Dudley, Fordham, 2000-03

MOST PASSES CAUGHT PER GAME

Season: 8.42–Javarus Dudley, Fordham, 2003
 Career: 6.28–Javarus Dudley, Fordham, 2000-03

MOST YARDS GAINED

Game: 319–Jason Cristino, Lehigh vs. Lafayette, Nov. 21, 1992
 Season: 1,439–Javarus Dudley, Fordham, 2003
 Career: 4,197–Javarus Dudley, Fordham, 2000-03

MOST YARDS GAINED PER GAME

Season: 120.18–Jamal White, Towson, 1999
 Career: 89.3–Javarus Dudley, Fordham, 2000-03

HIGHEST AVERAGE GAIN PER RECEPTION

Game: 44.00–Nisan Trotter, Bucknell vs. Columbia, Sept. 25, 2004
 Season: 19.72–Jason Cristino, Lehigh, 1992
 Career: 18.68–Jason Cristino, Lehigh, 1990-92

MOST GAMES GAINING 100 YARDS OR MORE

Career: 14–Javarus Dudley, Fordham, 2000-03

MOST TOUCHDOWN PASSES CAUGHT

Game: 4–Javarus Dudley, Fordham vs. Towson, Nov. 22, 2003
 4–Luke McArdle, Georgetown vs. Holy Cross, Sept. 13, 2003
 4–Ari Confesor, Holy Cross vs. Dartmouth, Oct. 19, 2002
 4–Josh Snyder, Lehigh vs. Central Conn. St., Sept. 29, 2001
 4–Brian Klingerman, Lehigh vs. Buffalo, Sept. 17, 1994
 4–Chris Summers, Holy Cross vs. Lafayette, Nov. 6, 1993
 Season: 15–Dave Cecchini, Lehigh, 1993
 Career: 34–Javarus Dudley, Fordham, 2000-03
 34–Corey Hill, Colgate, 1995-98



Record Book

CAREER RECEIVING LEADERS

Total Receptions

Player, School	Seasons	G	Rec.
1. Javarus Dudley, Fordham	2000-03	47	295
2. Jamal White, Towson	1998-02	44	219
3. Luke Graham, Colgate	2001-04	45	217
4. Deron Braswell, Lehigh	1995-98	43	217
5. Corey Hill, Colgate	1995-98	43	212
6. Jeff Laboranti, Holy Cross	1994-97	44	190
7. Jason Corle, Towson	1997-99	31	184
8. Ari Confesor, Holy Cross	2000-03	43	182
9. George Delaney, Colgate	1988-91	44	181
10. Horace Hamm, Lehigh	1988-91	44	181
11. Kody Fedorcha, Lehigh	1996-99	33	172
12. Jim Horan, Bucknell	1999-02	40	172
13. John Weyrauch, Lafayette	2000-03	32	162
14. Rich Clark, Lehigh	1988-91	36	160
15. Phil Yarberough, Lafayette	1997-00	41	160
16. Gerry McDermott, Fordham	1996-99	35	159
17. Mark Gallagher, Holy Cross	1987-90	43	158
18. Brian Klingerman, Lehigh	1992-95	44	157
19. Rob Varano, Lehigh	1987-89	33	152
20. Luke McArdle, Georgetown	2001-03	33	151

Receptions Per Game

Player, School	Seasons	G	Rec.	Rec./G
1. Javarus Dudley, Fordham	2000-03	47	295	6.28
2. Gordie Lockbaum, Holy Cross	1986-87	22	135	6.13
3. Jason Corle, Towson	1997-99	31	184	5.94
4. Kody Fedorcha, Lehigh	1997-99	33	172	5.21
5. John Weyrauch, Lafayette	2000-03	32	162	5.06
6. Deron Braswell, Lehigh	1995-98	43	217	5.05
7. Jamal White, Towson	1998-02	44	219	4.98
8. Corey Hill, Colgate	1995-98	43	212	4.93
9. Tom Garlick, Fordham	1990-92	29	142	4.90
10. Luke Graham, Colgate	2001-04	45	217	4.82

Receiving Yards

Player, School	Seasons	G	Yds.
1. Javarus Dudley, Fordham	2000-03	47	4,197
2. Corey Hill, Colgate	1995-98	43	3,434
3. Luke Graham, Colgate	2001-04	45	3,349
4. Deron Braswell, Lehigh	1995-98	43	3,292
5. Jamal White, Towson	1998-02	44	3,156
6. George Delaney, Colgate	1988-91	44	2,938
7. Horace Hamm, Lehigh	1988-91	44	2,899
8. Luke McArdle, Georgetown	2001-03	33	2,431
9. John Weyrauch, Lafayette	2000-03	32	2,406
10. Rich Clark, Lehigh	1988-91	36	2,386

Receiving Touchdowns

Player, School	Seasons	G	TDs
1. Corey Hill, Colgate	1995-98	43	34
Javarus Dudley, Fordham	2000-03	47	34
3. Deron Braswell, Lehigh	1995-98	43	28
Gerry McDermott, Fordham	1996-99	35	28
5. George Delaney, Colgate	1988-91	44	25
6. Horace Hamm, Lehigh	1988-91	44	24
7. Brian Klingerman, Lehigh	1992-95	44	22
8. Tom Garlick, Fordham	1990-92	29	21
Luke McArdle, Georgetown	2001-03	33	21
Jamal White, Towson	1998-02	44	21

SEASON RECEIVING LEADERS

Total Receptions

Player, School	Seasons	G	Rec.
1. Javarus Dudley, Fordham	2003	12	101
2. Ari Confesor, Holy Cross	2003	12	90
3. Dave Cecchini, Lehigh	1993	11	88
4. Jamal White, Towson	1999	11	82
5. Rob Varano, Lehigh	1989	11	78
Gordie Lockbaum, Holy Cross	1987	11	78
7. Brian Klingerman, Lehigh	1995	11	77
Gerry McDermott, Fordham	1999	11	77
Phil Yarberough, Lafayette	2000	11	77
Javarus Dudley, Fordham	2002	13	77
Luke Graham, Colgate	2003	16	77

Receptions Per Game

Player, School	Season	G	Rec.	Rec./G
1. Javarus Dudley, Fordham	2003	12	101	8.42
2. Dave Cecchini, Lehigh	1993	11	88	8.00
3. Ari Confesor, Holy Cross	2003	12	90	7.50
4. Jamal White, Towson	1999	11	82	7.45
5. Josh Snyder, Lehigh	2001	10	74	7.40
6. Jason Corle, Towson	1999	10	72	7.20
7. Rob Varano, Lehigh	1989	11	78	7.09
Gordie Lockbaum, Holy Cross	1987	11	78	7.09
9. Brian Klingerman, Lehigh	1995	11	77	7.00
Gerry McDermott, Fordham	1999	11	77	7.00
Phil Yarberough, Lafayette	2000	11	77	7.00

Receiving Yards

Player, School	Season	G	Yds.
1. Javarus Dudley, Fordham	2003	12	1,439
2. Jamal White, Towson	1999	11	1,322
3. Dave Cecchini, Lehigh	1993	11	1,318
4. Corey Hill, Colgate	1998	11	1,287
5. Jason Cristino, Lehigh	1992	11	1,282
6. Josh Snyder, Lehigh	2001	10	1,241
7. Ari Confesor, Holy Cross	2003	12	1,213
8. Luke Graham, Colgate	2002	12	1,182
9. Gordie Lockbaum, Holy Cross	1987	11	1,152
10. Horace Hamm, Lehigh	1990	11	1,148

Receiving Touchdowns

Player, School	Season	G	TDs
1. Dave Cecchini, Lehigh	1993	11	15
2. Javarus Dudley, Fordham	2003	12	14
3. Chris Summers, Holy Cross	1993	11	13
Horace Hamm, Lehigh	1991	11	13
Phillip Ng, Lafayette	1988	11	13
6. Gerry McDermott, Fordham	1998	11	13
7. Luke McArdle, Georgetown	2003	11	12
Josh Snyder, Lehigh	2001	10	12
9. Brian Klingerman, Lehigh	1994	11	11
Corey Hill, Colgate	1998	11	11

Record Book



SINGLE-GAME RECEPTIONS

Player, School (Opponent)	Date	Rec.
1. Gordie Lockbaum, Holy Cross (Villanova)	Nov. 19, 1987	15
2. Rob Varano, Lehigh (Northeastern)	Oct. 21, 1989	14
Corey Hill, Colgate (Navy)	Oct. 17, 1998	14
Kendal Creer, Fordham (Harvard)	Oct. 16, 1999	14
Luke McArdle, Georgetown (Bucknell)	Oct. 26, 2002	14
Adam Bergen, Lehigh (Georgetown)	Oct. 25, 2003	14
7. Rob Varano, Lehigh (Colgate)	Nov. 4, 1989	13
Kevin Rubin, Lehigh (Delaware)	Sept. 4, 1993	13
Dave Cecchini, Lehigh (Bucknell)	Nov. 6, 1993	13
Jamal White, Towson (Dayton)	Nov. 6, 1999	13
Ari Confesor, Holy Cross (San Diego)	Sept. 27, 2003	13
Javarus Dudley, Fordham (Lafayette)	Oct. 25, 2003	13
13. DeWayne Long, Colgate (Lehigh)	Oct. 30, 2004	12
Kyle Sanborn, Colgate (Rutgers)	Nov. 19, 1988	12
Rob Varano, Lehigh (Lafayette)	Nov. 19, 1988	12
Rob Varano, Lehigh (Massachusetts)	Sept. 16, 1989	12
Rich Clark, Lehigh (Holy Cross)	Nov. 11, 1989	12
Rich Clark, Lehigh (Lafayette)	Nov. 17, 1990	12
Mark Lookenbill, Lehigh (William & Mary)	Nov. 2, 1991	12
Tom Garlick, Fordham (Holy Cross)	Nov. 16, 1991	12
Brian Klingerman, Lehigh (Buffalo)	Sept. 17, 1994	12
Brian Klingerman, Lehigh (Massachusetts)	Oct. 28, 1995	12
Jeff Laboranti, Holy Cross (Dartmouth)	Sept. 27, 1997	12
Jason Corle, Towson (Pennsylvania)	Oct. 4, 1997	12
Gerry McDermott, Fordham (Towson)	Oct. 23, 1999	12
Gerry McDermott, Fordham (Brown)	Oct. 30, 1999	12
Jim Horan, Bucknell (Fordham)	Oct. 27, 2001	12
Trenton Hillier, Georgetown (Towson)	Nov. 17, 2001	12
Ari Confesor, Holy Cross (Dartmouth)	Oct. 19, 2002	12
John Weyrauch, Lafayette (Fordham)	Oct. 26, 2002	12
Luke Graham, Colgate (Lafayette)	Nov. 2, 2002	12
Adam Bergen, Lehigh (Princeton)	Sept. 20, 2003	12

SINGLE-GAME RECEIVING YARDS

Player, School (Opponent)	Date	Yds.
1. Jason Cristino, Lehigh (Lafayette)	Nov. 21, 1992	319
2. Corey Hill, Colgate (Navy)	Oct. 17, 1998	274
3. Javarus Dudley, Fordham (Towson)	Nov. 22, 2003	246
4. Jeremy Burkes, Lafayette (Columbia)	Oct. 11, 2003	234
5. Jamal White, Towson (Monmouth)	Sept. 4, 1999	226
6. Dave Cecchini, Lehigh (Bucknell)	Nov. 6, 1993	225
7. Rick Moore, Lehigh (Delaware)	Oct. 16, 1999	224
Javarus Dudley, Fordham (Georgetown)	Oct. 5, 2002	224
9. George Delaney, Colgate (Lafayette)	Oct. 1, 1988	223
10. Mark Roman, Holy Cross (Brown)	Oct. 19, 1991	216
11. Jamal White, Towson (Holy Cross)	Oct. 2, 1999	212
12. David Kasouf, Holy Cross (Fordham)	Nov. 9, 2002	211
13. Josh Snyder, Lehigh (Colgate)	Nov. 3, 2001	209
14. Luke Graham, Colgate (Lafayette)	Nov. 2, 2002	206
15. Javarus Dudley, Fordham (Lafayette)	Oct. 25, 2003	203
16. Lester Erb, Bucknell (Fordham)	Sept. 16, 1989	202
17. Ari Confesor, Holy Cross (San Diego)	Sept. 27, 2003	199
18. Deron Braswell, Lehigh (Fordham)	Sept. 12, 1998	198
19. Josh Snyder, Lehigh (Lafayette)	Nov. 17, 2001	197
20. Gordie Lockbaum, Holy Cross (Villanova)	Nov. 19, 1987	196

ANNUAL RECEIVING CHAMPIONS

Player, School	Season	G	Rec.	Yds.	Yds/R	TD	Rec./G
Gordie Lockbaum, HC	1986	11	57	860	15.0	7	5.18
Gordie Lockbaum, HC	1987	11	78	1,152	14.7	9	7.09
John Gorman, Lehigh	1988	11	67	1,068	15.9	10	6.09
Rob Varano, Lehigh	1989	11	78	1,133	14.5	7	7.09
George Delaney, Colgate	1990	11	67	1,146	17.1	7	6.09
Horace Hamm, Lehigh	1991	11	75	1,044	13.9	13	6.82
Jason Cristino, Lehigh	1992	11	65	1,282	19.7	9	5.91
Dave Cecchini, Lehigh	1993	11	88	1,318	15.0	15	8.00
Brian Klingerman, Lehigh	1994	11	71	1,135	16.0	11	6.45
Brian Klingerman, Lehigh	1995	11	77	1,040	13.5	10	7.00
Deron Braswell, Lehigh	1996	11	65	1,135	17.5	9	5.91
Corey Hill, Colgate	1997	11	69	1,038	15.0	10	6.27
Corey Hill, Colgate	1998	11	71	1,287	18.1	11	6.45
Jamal White, Towson	1999	11	82	1,322	16.1	8	7.45
Phil Yarberough, Lafayette	2000	11	77	1,139	14.8	7	7.00
Josh Snyder, Lehigh	2001	10	74	1,241	16.8	12	7.40
Javarus Dudley, Fordham	2002	13	77	1,106	14.4	8	5.92
Javarus Dudley, Fordham	2003	12	101	1,439	14.2	14	8.42
Luke Graham, Colgate	2004	11	70	933	13.3	6	6.36

Player, School	Season	G	Rec.	Yds.	Yds/R	TD	Yds/G
Gordie Lockbaum, HC	1986	11	57	860	15.0	7	78.2
Gordie Lockbaum, HC	1987	11	78	1,152	14.7	9	104.7
John Gorman, Lehigh	1988	11	67	1,068	15.9	10	97.1
Rob Varano, Lehigh	1989	11	78	1,133	14.5	7	103.0
Horace Hamm, Lehigh	1990	11	61	1,148	18.8	5	104.4
Horace Hamm, Lehigh	1991	11	75	1,044	13.9	13	94.9
Jason Cristino, Lehigh	1992	11	65	1,282	19.7	9	116.5
Dave Cecchini, Lehigh	1993	11	88	1,318	15.0	15	119.8
Brian Klingerman, Lehigh	1994	11	71	1,135	16.0	11	103.2
Brian Klingerman, Lehigh	1995	11	77	1,040	13.5	10	94.5
Deron Braswell, Lehigh	1996	11	65	1,135	17.5	9	103.2
Corey Hill, Colgate	1997	11	69	1,038	15.0	10	94.4
Corey Hill, Colgate	1998	11	71	1,287	18.1	11	117.0
Jamal White, Towson	1999	11	82	1,322	16.1	8	120.18
Phil Yarberough, Lafayette	2000	11	77	1,139	14.8	7	103.50
Josh Snyder, Lehigh	2001	10	74	1,241	16.8	12	124.10
Luke Graham, Colgate	2002	12	65	1,182	18.2	7	98.50
Javarus Dudley, Fordham	2003	12	101	1,439	14.2	14	119.92
Luke Graham, Colgate	2004	11	70	933	13.3	6	84.80



Lehigh tight end **Adam Bergen** has moved on to the NFL, where he signed a free agent deal with Arizona.



Record Book

TEAM TOTAL OFFENSE RECORDS

MOST PLAYS

Game: 102–Towson vs. Dayton, Nov. 6, 1999
 Season: 1,154–Colgate, 2003

MOST YARDS GAINED

Game: 736–Holy Cross vs. Lehigh, Sept. 26, 1987
 Season: 6,125–Colgate, 2003

MOST YARDS GAINED PER GAME

Season: 552.2–Holy Cross, 1987

HIGHEST AVERAGE GAIN PER PLAY

Game: 8.80–Lafayette vs. Columbia, Oct. 11, 2003
 Season: 6.88–Holy Cross, 1987

MOST TDs SCORED BY RUSHING & PASSING

Game: 10–Lehigh vs. Georgetown, Sept. 7, 2002 (5 rush, 5 pass)
 Season: 72–Holy Cross, 1987 (36 rushing, 36 passing)

INDIVIDUAL TOTAL OFFENSE RECORDS

MOST PLAYS

Game: 79–Joe Lee, Towson vs. Lehigh, Oct. 30, 1999
 Season: 608–Joe Lee, Towson, 1999
 Career: 1,430–Phil Stambaugh, Lehigh 1996-99

MOST PLAYS PER GAME AVERAGE

Season: 55.27–Joe Legã Towson, 1999
 Career: 39.58–Scott Semptimphelter, Lehigh, 1990-93

MOST YARDS GAINED

Game: 563–Joe Lee, Towson vs. Lehigh, Oct. 30, 1999
 Season: 4,031–Joe Lee, Towson, 1999
 Career: 9,435–Ryan Vena, Colgate, 1996-99

MOST YARDS GAINED PER GAME AVERAGE

Season: 366.45–Joe Lee, Towson, 1999
 Career: 270.5–Jeff Wiley, Holy Cross, 1986-88

HIGHEST AVERAGE GAIN PER PLAY

Game: 14.00–Phil Stambaugh, Lehigh vs. Towson, Oct. 17, 1998
 Season: 9.57–Frank Baur, Lafayette, 1988
 Career: 7.29–Jeff Wiley, H. Cross, 1986-88

MOST GAMES GAINING 400 YARDS OR MORE

Season: 6–Joe Lee, Towson, 1999
 Career: 6–Joe Lee, Towson, 1997-99

MOST GAMES GAINING 500 YARDS OR MORE

Season: 1–Joe Lee, Towson, 1999
 1–Scott Semptimphelter, Lehigh, 1992
 Career: 1–Joe Lee, Towson, 1997-99
 1–Scott Semptimphelter, Lehigh, 1990-93

MOST TOUCHDOWNS RESPONSIBLE FOR

Game: 7–Jeff Wiley, Holy Cross vs. Lehigh, Sept. 26, 1987
 7–Kevin Eakin, Fordham vs. Rhode Island, Sept. 6, 2003
 Season: 34–Jeff Wiley, Holy Cross, 1987
 Career: 94–Ryan Vena, Colgate, 1996-99

MOST POINTS RESPONSIBLE FOR

Game: 42–Jeff Wiley, Holy Cross vs. Lehigh, Sept. 26, 1987
 42–Kevin Eakin, Fordham vs. Rhode Island, Sept. 6, 2003
 Season: 204–Jeff Wiley, Holy Cross, 1987
 Career: 564–Ryan Vena, Colgate, 1996-99

CAREER TOTAL OFFENSE LEADERS

Yards

Player	School	Seasons	G	Yards
1. Marko Glavic, Lafayette		2000-03	44	10,064
2. Ryan Vena, Colgate		1996-99	40	9,435
3. Phil Stambaugh, Lehigh		1996-99	38	9,291
4. Tom Ciaccio, Holy Cross		1988-91	34	9,066
5. Jeff Wiley, Holy Cross		1986-88	33	8,929
6. Frank Baur, Lafayette		1987-89	30	7,493
7. Dave Goodwin, Colgate		1987-90	34	7,110
8. Brian Hall, Holy Cross		1999-02	38	6,798
9. Tom Kirchhoff, Lafayette		1989-92	35	6,782
10. Scott Semptimphelter, Lehigh		1990-93	26	6,724
11. Glenn Kempa, Lehigh		1989-91	27	6,623
12. Chris Brown, Colgate		2001-04	45	6,259
13. Kevin Eakin, Fordham		2002-03	24	5,944
14. Tom McCune, Colgate		1999-02	30	5,790
15. Joe Moorhead, Fordham		1993-95	31	5,574
16. Scott Auchenbach, Bucknell		1986-89	30	5,404
17. Mark McGowan, Lehigh		1986-88	27	5,337
18. Bob Aylsworth, Lehigh		1993-95	30	5,277
19. Jim Russell, Colgate		1990-92	24	5,059
20. Damon Phelan, Colgate		1986-88	31	4,928

Yards Per Game

Player	School	Seasons	G	Yds./G
1. Jeff Wiley, Holy Cross		1986-88	33	270.58
2. Tom Ciaccio, Holy Cross		1988-91	34	266.65
3. Scott Semptimphelter, Lehigh		1990-93	26	258.62
4. Frank Baur, Lafayette		1987-89	30	249.77
5. Kevin Eakin, Fordham		2002-03	24	247.67
6. Glenn Kempa, Lehigh		1989-91	27	245.30
7. Phil Stambaugh, Lehigh		1996-99	38	244.50
8. Ryan Vena, Colgate		1996-99	40	235.88
9. Joe Lee, Towson		1997-99	18	229.61
10. Marko Glavic, Lafayette		2000-03	44	228.72

Plays

Player	School	Seasons	G	Plays
1. Marko Glavic, Lafayette		2000-03	44	1,745
2. Phil Stambaugh, Lehigh		1996-99	38	1,430
3. Ryan Vena, Colgate		1996-99	40	1,405
4. Tom Ciaccio, Holy Cross		1988-91	34	1,283
5. Jeff Wiley, Holy Cross		1986-88	33	1,225
6. Dave Goodwin, Colgate		1987-90	34	1,130
7. Joe Moorhead, Fordham		1993-95	31	1,121
8. Frank Baur, Lafayette		1987-89	30	1,091
9. Tom Kirchhoff, Lafayette		1989-92	35	1,089
10. Scott Semptimphelter, Lehigh		1990-93	26	1,029

Touchdowns Responsible For

Player	School	Seasons	G	TDs
1. Ryan Vena, Colgate		1996-99	40	94
2. Tom Ciaccio, Holy Cross		1988-91	34	87
3. Phil Stambaugh, Lehigh		1996-99	38	81
4. Marko Glavic, Lafayette		2000-03	44	72
5. Jeff Wiley, Holy Cross		1986-88	33	71
6. Frank Baur, Lafayette		1987-89	30	58
7. Tom Kirchhoff, Lafayette		1989-92	35	58
8. Joe McCourt, Lafayette		2001-04	45	54
9. Scott Auchenbach, Bucknell		1986-89	30	54
10. Scott Semptimphelter, Lehigh		1990-93	26	51

Record Book



SEASON TOTAL OFFENSE LEADERS

Total Offense

Player, School	Season	G	Yards
1. Joe Lee, Towson	1999	11	4,031
2. Jeff Wiley, Holy Cross	1987	11	3,722
3. Todd Brunner, Lehigh	1989	11	3,639
4. Scott Semptimphelter, Lehigh	1993	11	3,528
5. Glenn Kempa, Lehigh	1991	11	3,511
6. Chris Brown, Colgate	2003	16	3,285
7. Dave Goodwin, Colgate	1990	11	3,279
8. Tom Ciaccio, Holy Cross	1989	11	3,199
9. Scott Semptimphelter, Lehigh	1992	11	3,174
10. Dave Goodwin, Colgate	1989	11	3,134
11. Tom Ciaccio, Holy Cross	1991	11	3,132
12. Ryan Vena, Colgate	1998	10	3,034
Phil Stambaugh, Lehigh	1998	11	3,034
14. Kevin Eakin, Fordham	2003	12	3,029
15. Kevin Eakin, Fordham	2002	13	2,983
16. Glenn Kempa, Lehigh	1990	10	2,941
17. Phil Stambaugh, Lehigh	1999	11	2,897
18. Marko Glavic, Lafayette	2003	11	2,819
19. Bob Aylsworth, Lehigh	1995	11	2,810
20. Mark Borda, Lehigh	2004	12	2,796

Yards Per Game

Player, School	Season	G	Yds./G
1. Joe Lee, Towson	1999	11	366.5
2. Jeff Wiley, Holy Cross	1987	11	338.3
3. Todd Brunner, Lehigh	1989	11	330.8
4. Scott Semptimphelter, Lehigh	1993	11	320.7
5. Glenn Kempa, Lehigh	1991	11	319.2
6. Ryan Vena, Colgate	1998	10	303.4
7. Dave Goodwin, Colgate	1990	11	298.1
8. Glenn Kempa, Lehigh	1990	10	294.1
9. Tom Ciaccio, Holy Cross	1989	11	290.8
10. Scott Semptimphelter, Lehigh	1992	11	288.6

Plays

Player, School	Season	G	Plays
1. Joe Lee, Towson	1999	11	608
2. Chris Brown, Colgate	2003	16	549
3. Scott Semptimphelter, Lehigh	1993	11	516
4. Dave Goodwin, Colgate	1990	11	513
Glenn Kempa, Lehigh	1991	11	513
6. Scott Semptimphelter, Lehigh	1992	11	507
7. Todd Brunner, Lehigh	1989	11	504
8. Marko Glavic, Lafayette	2002	12	486
9. Brian Hall, Holy Cross	2002	12	474
10. Marko Glavic, Lafayette	2003	11	463

Touchdowns Responsible For

Player, School	Season	G	TDs
1. Jeff Wiley, Holy Cross	1987	11	34
2. Tom Ciaccio, Holy Cross	1989	11	31
Glenn Kempa, Lehigh	1991	11	31
Chris Brown, Colgate	2003	16	31
5. Scott Semptimphelter, Lehigh	1993	11	30
6. Tom Ciaccio, Holy Cross	1990	11	29
Mark Carney, Lafayette	2001	11	29
8. Todd Brunner, Lehigh	1989	11	27
Tom Ciaccio, Holy Cross	1991	11	27
Bob Aylsworth, Lehigh	1995	11	27
Ryan Vena, Colgate	1998	10	27
Kevin Eakin, Fordham	2002	13	27

SINGLE-GAME TOTAL OFFENSE


Total Offense

Player, School (Opponent)	Date	Yds.
1. Joe Lee, Towson (Lehigh)	Oct. 30, 1999	567
2. Scott Semptimphelter, Lehigh (Lafayette)	Nov. 21, 1992	501
3. Tom Ciaccio, Holy Cross (Villanova)	Sept. 9, 1989	491
4. Todd Brunner, Lehigh (Colgate)	Nov. 4, 1989	489
5. Joe Lee, Towson (Holy Cross)	Oct. 2, 1999	484
Val Trioani, Towson (St. Mary's, Calif.)	Nov. 4, 2000	484
7. Marko Glavic, Lafayette (Columbia)	Oct. 11, 2003	480
8. Joe Lee, Towson (Monmouth)	Sept. 4, 1999	467
9. Joe Lee, Towson (Dayton)	Nov. 6, 1999	458
Brian Hall, Holy Cross (Lafayette)	Oct. 20, 2001	458
11. Ryan Vena, Colgate (Navy)	Oct. 17, 1998	447
12. Todd Brunner, Lehigh (Massachusetts)	Sept. 16, 1989	446
Scott Semptimphelter, Lehigh (Lafayette)	Nov. 20, 1993	446
14. Dave Goodwin, Colgate (Lehigh)	Nov. 4, 1989	445
15. Bob Aylsworth, Lehigh (Yale)	Oct. 8, 1994	439
16. Jim Harris, Lehigh (Lafayette)	Nov. 19, 1988	436
17. Glenn Kempa, Lehigh (Holy Cross)	Oct. 26, 1991	428
18. Dave Goodwin, Colgate (Lafayette)	Oct. 28, 1989	425
19. Joe Lee, Towson (Howard)	Oct. 16, 1999	424
20. Bob Aylsworth, Lehigh (Columbia)	Oct. 14, 1995	419

ANNUAL TOTAL OFFENSE CHAMPIONS

Player, School	Season	G	Plays	Yds.	Yds./P	TDR	Yds./G
Jeff Wiley, Holy Cross	1986	11	371	2,494	6.72	18	226.73
Jeff Wiley, Holy Cross *	1987	11	445	3,722	8.36	34	338.36
Frank Baur, Lafayette	1988	10	285	2,727	9.57	25	272.70
Todd Brunner, Lehigh	1989	11	504	3,639	7.22	27	330.82
Dave Goodwin, Colgate	1990	11	513	3,279	6.39	23	298.09
Glenn Kempa, Lehigh	1991	11	513	3,511	6.84	31	319.18
S. Semptimphelter, Lehigh	1992	11	507	3,174	6.26	20	288.55
S. Semptimphelter, Lehigh	1993	11	516	3,528	6.84	30	320.73
Bob Aylsworth, Lehigh	1994	9	350	2,378	6.79	22	264.22
Bob Aylsworth, Lehigh	1995	11	454	2,810	6.19	27	255.45
Kevin Szocik, Fordham	1996	8	251	1,154	4.60	6	144.25
Phil Stambaugh, Lehigh	1997	11	445	2,427	5.45	23	220.64
Dave Goodwin, Colgate	1998	10	407	3,034	7.45	27	303.40
Joe Lee, Towson *	1999	11	608	4,031	6.63	22	366.45
Brant Hall, Lehigh	2000	11	388	2,292	5.91	18	208.40
Marko Glavic, Lafayette	2001	10	429	2,641	6.16	10	264.10
Tom McCune, Colgate	2002	9	346	2,262	6.54	15	251.33
Marko Glavic, Lafayette	2003	11	94	2,725	6.09	25	247.72
Mark Borda, Lehigh	2004	12	446	2,796	6.27	24	233.00

* Led Division I-AA



Steven Silva returns to Holy Cross looking to rack up more all-purpose yards in 2005.



Record Book

CAREER ALL-PURPOSE LEADERS

All-Purpose Yards

Player, School	Years	Rush	Rec.	Int.	PR	KR	Yds.
1. Javarus Dudley, F	2000-03	69	4,197	0	192	2,663	7,121
2. Joe McCourt, LC	2001-04	4,474	1,135	0	103	335	6,047
3. Rich Lemon, B	1993-96	4,742	961	0	99	150	5,952
4. Erik Marsh, LC	1991-94	4,834	383	0	76	490	5,783
5. Ari Confesor, HC	2000-03	151	2,352	0	600	2,267	5,370
6. Kirwin Watson, F	2000-03	4,617	377	0	0	0	4,994
7. Jabu Powell, B	1998-01	2,919	566	0	5	1,151	4,641
8. Jason Corle, T	1997-99	2,867	1,676	31	26	30	4,599
9. Erick Torain, LU	1987-90	2,397	944	0	193	1,046	4,580
10. Corey Hill, C	1995-98	72	3,434	0	12	1,006	4,524
11. Kenny Gamble, C	1986-87	3,227	329	0	104	862	4,522
12. Rabih Abdullah, LU	1994-97	3,696	559	0	0	251	4,506
13. Luke McArdle, G	2001-03	0	2,431	0	922	1,175	4,440
14. Dan Scocca, B	1987-90	840	1,563	0	158	1,843	4,404
15. Jamaal Branch, CU	2000-04	4,108	95	0	0	176	4,379
16. H. Hamm, D/LU^	1988-91	87	2,899	0	0	1,278	4,264
17. G. Lockbaum, HC	1986-87	1,230	2,012	34	209	729	4,214
18. Jermaine Pugh, LU	2000-03	2,664	656	0	768	42	4,140
19. Joe Segreti, HC	1987-90	3,461	398	0	0	169	4,028
20. Brian Baker, LU	1995-98	1,937	1,263	0	0	426	3,626

* Played one year at Davidson and then three at Lehigh

Yards Per Game

Player, School	Years	Rush	Rec.	PR	KR	Yds.	Yds./G
1. Kenny Gamble, C	1986-87	3,227	329	104	862	4,522	205.5
2. G. Lockbaum, HC^	1986-87	1,230	2,012	209	729	4,214	191.5
3. Javarus Dudley, F	2000-03	69	4,197	192	2,663	7,121	151.5
4. Jason Corle, T!	1997-99	2,867	1,676	26	30	4,599	148.4
5. Rich Lemon, B	1993-96	4,742	961	99	150	5,952	138.4
6. Erik Marsh, LC	1991-94	4,834	383	76	490	5,783	137.7
7. Rabih Abdullah, LU	1994-97	3,696	559	0	251	4,506	136.6
8. Luke McArdle, G	2001-03	0	2,431	922	1,175	4,440	134.5
9. Joe McCourt, LC	2001-04	4,474	1,135	103	335	6,047	134.4
10. Jabu Powell, B	1998-01	2,919	566	5	1,151	4,641	128.9

^ Total includes 34 yds. on INT returns

! Total includes 31 yds. on INT returns

SEASON ALL-PURPOSE LEADERS

All-Purpose Yards

Player, School	Year	Rush	Rec.	Int.	PR	KR	Yds.
1. Kenny Gamble, Colgate	1986	1,816	178	0	40	391	2,425
2. Jamaal Branch, Colgate	2003	2,326	24	0	0	0	2,350
3. Gordie Lockbaum, HC	1986	827	860	34	0	452	2,173
4. Javarus Dudley, Ford.	2003	34	1,439	0	169	491	2,133
5. Kenny Gamble, Colgate	1987	1,411	151	0	64	471	2,097
6. Ari Confesor, HC	2003	7	1,213	0	152	700	2,072
7. Gordie Lockbaum, HC	1987	403	1,152	0	209	277	2,041
8. Luke McArdle, G	2003	0	1,118	0	506	407	2,031
9. Ari Confesor, HC	2002	113	721	0	322	841	1,997
10. Ronald Jean, Lehigh	1999	1,358	163	0	0	469	1,990
11. Javarus Dudley, Ford.	2002	0	1,106	0	0	840	1,946
12. Rabih Abdullah, Lehigh	1995	1,536	382	0	0	0	1,918
13. Rich Lemon, Bucknell	1994	1,496	368	0	0	16	1,880
14. Javarus Dudley, Ford.	2001	7	1,061	0	23	736	1,827
15. Jerome Fuller, HC	1991	1,465	249	0	86	0	1,800
16. Jermaine Pugh, Lehigh	2002	1,339	156	0	257	0	1,752
17. Noah Read, Towson	2000	1,422	310	0	0	0	1,732
18. Joe McCourt, LC	2002	1,393	332	0	0	2	1,727
19. Kirwin Watson, Ford.	2003	1,477	249	0	0	0	1,726
20. Bill Sparacio, Colgate	1993	1,077	151	0	0	443	1,671

Yards Per Game

Player, School	Year	Rush	Rec.	PR	KR	Yds.	Yds./G
1. Kenny Gamble, CU *	1986	1,816	178	40	391	2,425	220.5
2. Gordie Lockbaum, HC	1986	827	860	0	452	2,173	197.5
3. Kenny Gamble, CU	1987	1,411	151	64	471	2,097	190.6
4. Gordie Lockbaum, HC	1987	403	1,152	209	277	2,041	185.5
5. L. McArdle, G-town *	2003	0	1,118	506	407	2,031	184.6
6. Ronald Jean, Lehigh	1999	1,358	163	0	469	1,990	180.9
7. Javarus Dudley, Ford.	2003	34	1,439	169	491	2,133	177.8
8. Rabih Abdullah, Lehigh	1995	1,536	382	0	0	1,918	174.4
9. Ari Confesor, HC	2003	7	1,213	152	700	2,072	172.7
10. Rich Lemon, Bucknell	1994	1,496	368	0	16	1,880	170.9

* Led Division I-AA

SINGLE-GAME ALL-PURPOSE

All-Purpose Yards

Player, School (Opponent)	Date	Yds.
1. Ronald Jean, Lehigh (Bucknell)	Nov. 13, 1999	370
2. Mark Lookenbill, Lehigh (William & Mary)	Nov. 2, 1991	358
3. Jason Corle, Towson (Robert Morris)	Oct. 18, 1997	343
4. Ari Confesor, Holy Cross (Army)	Sept. 7, 2002	327
5. Javarus Dudley, Fordham (Towson)	Nov. 22, 2003	325
6. Kenny Gamble, Colgate (Lehigh)	Sept. 20, 1986	319
Jason Cristino, Lehigh (Lafayette)	Nov. 21, 1992	319
8. Ari Confesor, Holy Cross (Harvard)	Sept. 21, 2002	318
Luke McArdle, Georgetown (Holy Cross)	Sept. 13, 2003	318
10. Kenny Gamble, Colgate (William & Mary)	Sept. 6, 1986	300
Kenny Gamble, Colgate (Bucknell)	Oct. 18, 1986	300
Rich Lemon, Bucknell (Holy Cross)	Nov. 5, 1994	300
13. Rich Lemon, Bucknell (Fordham)	Nov. 16, 1996	296
Ari Confesor, Holy Cross (San Diego)	Sept. 27, 2003	296
15. Bill Sparacio, Colgate (Holy Cross)	Nov. 13, 1993	292
16. Jamaal Branch, Colgate (at Holy Cross)	Nov. 22, 2003	283
17. Luke McArdle, Georgetown (Cornell)	Oct. 18, 2003	279
18. Corey Hill, Colgate (Navy)	Oct. 17, 1998	274
19. Kenny Gamble, Colgate (Duke)	Sept. 5, 1987	270
Gordie Lockbaum, Holy Cross (Bucknell)	Oct. 17, 1987	270

ANNUAL ALL-PURPOSE CHAMPIONS

Player, School	Year	Rush	Rec.	PR	KR	Yds.	Yds./G
Kenny Gamble, Colgate *	1986	1,816	178	40	391	2,425	220.5
Kenny Gamble, Colgate	1987	1,411	151	64	471	2,097	190.6
Erick Torain, Lehigh	1988	588	351	115	586	1,640	149.1
Tom Costello, Lafayette	1989	1,397	187	30	0	1,614	161.4
Horace Hamm, Lehigh	1990	33	1,148	0	280	1,461	132.8
Jerome Fuller, HC	1991	1,465	249	86	0	1,800	163.6
Erik Marsh, Lafayette	1992	1,265	143	0	2	1,510	151.0
Bill Sparacio, Colgate	1993	1,077	151	0	443	1,671	151.9
Rich Lemon, Bucknell	1994	1,496	368	0	16	1,880	170.9
Rabih Abdullah, Lehigh	1995	1,536	382	0	0	1,918	174.4
Brian Baker, Lehigh	1996	1,004	486	0	14	1,504	136.7
Jason Corle, Towson	1997	1,075	390	0	0	1,465	146.5
Jason Corle, Towson	1998	1,073	422	0	30	1,525	138.6
Ronald Jean, Lehigh	1999	1,358	163	0	469	1,990	180.9
Jabu Powell, Bucknell	2000	1,102	190	0	149	1,441	160.1
Javarus Dudley, Fordham	2001	7	1,061	23	736	1,827	166.1
Ari Confesor, Holy Cross	2002	113	721	322	841	1,997	166.4
Luke McArdle, G-town *	2003	0	1,118	506	407	2,031	184.6
Steven Silva, Holy Cross	2004	708	507	85	363	1,663	151.2

* Led Division I-AA

Record Book



TEAM SCORING RECORDS

MOST POINTS SCORED

Game: 69–Lehigh vs. Georgetown, Sept. 7, 2002
 63–Holy Cross vs. Lafayette, Oct. 20, 2001
 63–Lehigh vs. Columbia, Oct. 2, 1999
 63–Holy Cross vs. Lehigh, Sept. 26, 1987
 Season: 511–Holy Cross, 1987

MOST POINTS SCORED, BOTH TEAMS

Game: 116–Holy Cross (63) vs. Lafayette (53), Oct. 20, 2001

MOST POINTS SCORED BY A LOSING TEAM

Game: 53–Lafayette vs. Holy Cross (63), Oct. 20, 2001

MOST TOUCHDOWNS SCORED

Game: 10–Lehigh vs. Georgetown, Sept. 7, 2002
 Season: 74–Holy Cross, 1987

LARGEST MARGIN OF VICTORY

Game: 69–Lehigh (69) vs. Georgetown (0), Sept. 7, 2002

INDIVIDUAL SCORING RECORDS

MOST POINTS SCORED

Game: 36–Gordie Lockbaum, Holy Cross vs. Dartmouth, Oct. 11, 1986
 Season: 174–Jamaal Branch, Colgate, 2003
 Career: 326–Joe McCourt, Lafayette, 2001-04

MOST POINTS SCORED PER GAME AVERAGE

Season: 14.18–Ronald Jean, Lehigh, 1999
 Career: 12.00–Gordie Lockbaum, Holy Cross, 1986-87

MOST TOUCHDOWNS SCORED

Game: 6–Gordie Lockbaum, Holy Cross vs. Dartmouth, Oct. 11, 1986
 Season: 29–Jamaal Branch, Colgate, 2003
 Career: 54–Joe McCourt, Lafayette, 2001-04

MOST TOUCHDOWNS SCORED PER GAME

Season: 2.36–Ronald Jean, Lehigh, 1999
 Career: 2.00–Gordie Lockbaum, Holy Cross, 1986-87

CAREER SCORING LEADERS

Points

Player, School	Seasons	G	Pts.
1. Joe McCourt, Lafayette	2001-04	45	326
2. Erick Torain, Lehigh	1987-90	36	306
3. Jamaal Branch, Colgate	2000-04	45	288
4. Kirwin Watson, Colgate	2000-03	45	282
5. Gordie Lockbaum, Holy Cross	1986-87	22	264
Joe Segreti, Holy Cross	1987-90	40	264
7. Jason McLaughlin, Lafayette	1991-94	44	255
8. Jim Hodson, Lafayette	1987-90	43	254
9. Jason Corle, Towson	1997-99	31	240
Ronald Jean, Lehigh	1996-99	32	240
11. Rabih Abdullah, Lehigh	1994-97	33	236
12. Erik Marsh, Lafayette	1991-94	42	228
13. Lane Schwarzberg, Colgate	2001-04	44	226
14. Erik Bird, Lehigh	1988-91	43	225
15. Rich Lemon, Bucknell	1993-96	43	222
16. Corey Hill, Colgate	1995-98	43	220
17. Martin Brecht, Lafayette	1999-02	40	212
18. Ryan Vena, Colgate	1996-99	40	210
19. Anthony Pignio, Holy Cross	1991-94	43	205
20. Ed Kulic, Towson	1998-01	43	201

Points Per Game

Players/School	Seasons	G	Pts.	Pts./G
1. Gordie Lockbaum, Holy Cross	1986-87	22	264	12.00
2. Kenny Gamble, Colgate	1986-87	22	198	9.00
3. Erick Torain, Lehigh	1987-90	36	306	8.50
4. Jason Marrow, Bucknell	1997-00	23	180	7.83
5. Jason Corle, Towson	1997-99	31	240	7.74
6. Ronald Jean, Lehigh	1996-99	32	240	7.50
7. Jason Marrow, Bucknell	1997-01	25	186	7.44
8. Joe McCourt, Lafayette	2001-04	45	326	7.24
9. Rabih Abdullah, Lehigh	1994-97	33	236	7.15
10. Joe Segreti, Holy Cross	1987-90	40	264	6.60

SEASON SCORING LEADERS

Points

Player, School	Season	G	Pts.
1. Jamaal Branch, Colgate	2003	16	174
2. Ronald Jean, Lehigh	1999	11	156
3. Gordie Lockbaum, HC	1987	11	132
Gordie Lockbaum, HC	1986	11	132
5. Kenny Gamble, Colgate	1986	11	126
Kirwin Watson, Fordham	2003	12	126
7. Joe Segreti, Holy Cross	1988	11	120
8. Erick Torain, Lehigh	1990	11	116
9. Kirwin Watson, Fordham	2002	13	114
10. Erick Torain, Lehigh	1988	11	112

Points Per Game Average

Players/School	Season	G	Pts.	Pts./G
1. Ronald Jean, Lehigh	1999	11	156	14.18
2. Gordie Lockbaum, Holy Cross	1986	11	132	12.00
Gordie Lockbaum, Holy Cross	1987	11	132	12.00
4. Kenny Gamble, Colgate	1986	11	126	11.45
5. Joe Segreti, Holy Cross	1988	11	120	10.90
6. Jamaal Branch, Colgate	2003	16	174	10.89
7. Rabih Abdullah, Lehigh	1997	10	108	10.80
8. Erick Torain, Lehigh	1990	11	116	10.55
9. Kirwin Watson, Fordham	2003	12	126	10.50
10. Tom Costello, Lafayette	1989	10	102	10.20
Jason Corle, Towson	1999	10	102	10.20

ANNUAL SCORING CHAMPIONS

Player, School	Year	G	TD	PATs	FGs	Pts.	Pts./G
Gordie Lockbaum, Holy Cross	1986	11	22	0	0	132	12.00
Gordie Lockbaum, Holy Cross	1987	11	22	0	0	132	12.00
Joe Segreti, Holy Cross	1988	11	20	0	0	120	10.90
Tom Costello, Lafayette	1989	10	17	0	0	102	10.20
Erick Torain, Lehigh	1990	11	19	2	0	116	10.55
Mark Lookenbill, Lehigh	1991	11	18	0	0	108	9.82
Bill Sparacio, Colgate	1992	9	11	0	0	66	7.33
Dave Cecchini, Lehigh	1993	11	15	4	0	94	8.55
Erik Marsh, Lafayette	1994	11	12	0	0	72	6.55
Rabih Abdullah, Lehigh	1995	11	14	2	0	86	7.82
Corey Hill, Colgate	1996	11	11	1	0	68	6.18
Rabih Abdullah, Lehigh	1997	10	18	0	0	108	10.80
Jason Corle, Towson	1998	11	15	0	0	90	8.18
Ronald Jean, Lehigh	1999	11	26	0	0	156	14.18
Jabu Powell, Bucknell	2000	9	14	0	0	84	9.30
Brian Kelley, Lehigh	2001	10	0	44	12	80	8.00
Kirwin Watson, Fordham	2002	13	19	0	0	114	8.80
Jamaal Branch, Colgate	2003	16	29	0	0	174	10.89
Daris Wilson, Bucknell	2004	11	17	0	0	102	9.30

TEAM KICK-SCORING RECORDS

MOST EXTRA POINTS MADE BY KICKING

Game: 9–Fordham vs. Rhode Island, Sept. 6, 2003
 9–Lehigh vs. Georgetown, Sept. 7, 2002
 9–Holy Cross vs. Lafayette, Oct. 20, 2001
 9–Lehigh vs. Columbia, Oct. 2, 1999
 9–Holy Cross vs. Lehigh, Sept. 26, 1987
 Season: 61–Holy Cross, 1987

MOST EXTRA POINT ATTEMPTS MADE

Game: 10–Lehigh vs. Georgetown, Sept. 7, 2002
 Season: 72–Holy Cross, 1987

MOST FIELD GOALS MADE

Game: 5–Georgetown vs. St. Francis (Pa.), Sept. 4, 2004
 5–Holy Cross vs. Army, Sept. 7, 2002
 5–Fordham vs. Northeastern, Nov. 30, 2002
 Season: 18–Fordham, 2002

MOST FIELD GOALS ATTEMPTED

Game: 6–Georgetown vs. St. Francis (Pa.), Sept. 4, 2004
 6–Lafayette vs. Towson, Sept. 14, 2002
 Season: 26–Fordham, 2002
 26–Lafayette, 2002

INDIVIDUAL KICK SCORING RECORDS

MOST EXTRA POINTS ATTEMPTED

Game: 10–Brian Kelley, Lehigh vs. Georgetown, Sept. 7, 2002
 Season: 67–Scott Kania, Holy Cross, 1987
 Career: 145–Erik Bird, Lehigh, 1988-91

MOST EXTRA POINTS MADE

Game: **9–Micah Clukey, Fordham vs. Rhode Island, Sept. 6, 2003**
 9–Brian Kelley, Lehigh vs. Georgetown, Sept. 7, 2002
 9–Jaron Taaffe, Lehigh vs. Columbia, Oct. 2, 1999
 9–Scott Kania, Holy Cross vs. Lehigh, Sept. 26, 1987
 Season: 59–Scott Kania, Holy Cross, 1987
 Career: 135–Erik Bird, Lehigh, 1988-91

MOST FIELD GOALS ATTEMPTED

Game: 6–Michael Gillman, G'town vs. St. Fran. (Pa.), Sept. 4, 2004
 6–Martin Brecht, Lafayette vs. Tow., Sept. 14, 2002
 Season: 26–Matt Fordyce, Fordham, 2002
 26–Martin Brecht, Lafayette, 2002
 Career: 66–Jim Hodson, Lafayette, 1987-90

MOST FIELD GOALS MADE

Game: 5–Michael Gillman, G'town vs. St. Fran. (Pa.), Sept. 4, 2004
 5–Matt Fordyce, Fordham vs. Northeastern, Nov. 30, 2002
 5–Chris Vella, Holy Cross vs. Army, Sept. 7, 2002
 Season: 18–Matt Fordyce, Fordham, 2002
 Career: 41–Jason McLaughlin, Lafayette, 1991-94

MOST POINTS SCORED BY KICKING

Game: 18–Michael Gillman, G'town vs. St. Fran. (Pa.), Sept. 4, 2004
 18–Steve Barimo, Bucknell vs. Lafayette, Nov. 4, 1989
 Season: 98–Matt Fordyce, Fordham, 2002
 Career: 255–Jason McLaughlin, Lafayette, 1991-94

MOST POINTS SCORED BY KICKING PER GAME

Season: 7.54–Matt Fordyce, Fordham, 2002 (98 points in 13 games)
 Career: 6.70–Jaron Taaffe, Lehigh, 1997-99 (154 points in 23 games)

KICK SCORING CAREER LEADERS


Points

Player_School	Seasons	G	Pts.
1. Jason McLaughlin, Lafayette	1991-94	44	255
2. Jim Hodson, Lafayette	1987-90	43	254
3. Lane Schwarzberg, Colgate	2001-04	44	226
4. Erik Bird, Lehigh	1988-91	43	225
5. Martin Brecht, Lafayette	1999-02	40	212
6. Anthony Pignio, Holy Cross	1991-94	43	205
7. Ed Kulic, Towson	1998-01	42	201
8. Brian Colsant, Fordham	1998-01	41	199
9. Chris Lundberg, Bucknell	1999-02	39	192
10. Steve Barimo, Bucknell	1986-89	36	178
Brian Kelley, Lehigh	2000-02	27	178
12. Jaron Taaffe, Lehigh	1997-99	23	154
13. Brian Menecola, Lafayette	1995-98	43	148
14. Rich Miller, Bucknell	1993-96	44	143
15. Scott Kania, Holy Cross	1987, '89-90	33	142
16. Rick Brown, Colgate	1990-92	32	140
17. Ross Coleman, Bucknell ^	1995-98	44	122
18. Dana Fiatarone, Holy Cross	1996-98	33	121
19. Adam Federico, Colgate	1995-98	36	113
20. Mike Beattie, Lehigh	1986-87	22	109

^ Four points came on rushes during PAT attempts

Points Per Game

Players/School	Seasons	G	Pts.	Pts./G
1. Jaron Taaffe, Lehigh	1997-99	23	154	6.70
2. Brian Kelley, Lehigh	2000-02	27	178	6.59
3. Jim Hodson, Lafayette	1987-90	43	254	5.91
4. Jason McLaughlin, Lafayette	1991-94	44	255	5.80
5. Todd Krutchkoff, Bucknell	1987, '90	12	68	5.67
6. Martin Brecht, Lafayette	1999-02	40	212	5.30
7. Erik Bird, Lehigh	1988-91	43	225	5.23
8. Lane Schwarzberg, Colgate	2001-04	44	226	5.14
9. Mike Beattie, Lehigh	1986-87	22	109	4.95
10. Steve Barimo, Bucknell	1986-89	36	178	4.94



Fordham's **Micah Clukey**, among the top placekickers in the League, booted a record-tying nine extra-points in a game during the 2003 campaign.

Record Book



KICK SCORING SEASON LEADERS

Points

Player, School	Season	G	Pts.
1. Matt Fordyce, Fordham	2002	13	98
2. Lane Schwarzberg, Colgate	2003	16	86
3. Jaron Taaffe, Lehigh	1999	11	82
4. Brian Kelley, Lehigh	2001	10	80
Micah Clukey, Fordham	2003	12	80
6. Martin Brecht, Lafayette	2002	12	79
7. Jim Hodson, Lafayette	1988	11	78
8. Jason McLaughlin, Lafayette	1992	11	76
Matt Douglas, Lehigh	2003	11	76
10. Lane Schwarzberg, Colgate	2002	12	73
11. Mike Beattie, Lehigh	1986	11	72
12. Jim Hodson, Lafayette	1989	10	71
Jaron Taaffe, Lehigh	1998	11	71
Brian Kelley, Lehigh	2000	11	71
15. Anthony Pignio, Holy Cross	1991	11	70
Billy Young, Holy Cross	1986	11	70
17. Todd Krutchkoff, Bucknell	1990	11	67
Brian Colsant, Fordham	2000	11	67
19. Scott Kania, Holy Cross	1989	11	66
Ryan Korn, Bucknell	2003	12	66

Points Per Game Average

Players/School	Season	G	Pts./G
1. Brian Kelley, Lehigh	2001	10	8.00
2. Matt Fordyce, Fordham	2002	13	7.50
3. Jaron Taaffe, Lehigh	1999	11	7.45
4. Jim Hodson, Lafayette	1989	10	7.10
5. Jim Hodson, Lafayette	1988	11	7.09
6. Jason McLaughlin, Lafayette	1992	11	6.91
Matt Douglas, Lehigh	2003	11	6.91
8. Micah Clukey, Fordham	2003	12	6.67
9. Lane Schwarzberg, Colgate	2002	11	6.63
10. Martin Brecht, Lafayette	2002	12	6.58

KICK SCORING ANNUAL CHAMPIONS

Points Per Game Average

Player, School	Year	G	PATs	FGs	Pts.	Pts./G
Mike Beattie, Lehigh	1986	11	27-29	15-22	72	6.54
Scott Kania, Holy Cross	1987	11	56-67	2-3	65	5.90
Jim Hodson, Lafayette	1988	11	51-51	9-13	78	7.09
Jim Hodson, Lafayette	1989	10	32-35	13-20	71	7.10
Todd Krutchkoff, Bucknell	1990	11	37-40	10-10	67	6.09
Anthony Pignio, Holy Cross	1991	11	46-49	8-11	70	6.36
Jason McLaughlin, Lafayette	1992	11	46-47	10-19	76	6.91
Jason McLaughlin, Lafayette	1993	11	31-31	9-18	58	5.27
Anthony Pignio, Holy Cross	1994	10	15-15	12-18	51	5.10
Michael Swartz, Lehigh	1995	11	31-35	7-15	52	4.73
Brian Menecola, Lafayette	1996	10	18-22	12-18	54	5.40
Ross Coleman, Bucknell	1997	11	30-32	10-16	60	5.45
Jaron Taaffe, Lehigh	1998	11	44-44	9-14	71	6.45
Jaron Taaffe, Lehigh	1999	11	58-60	8-13	82	7.45
Brian Kelley, Lehigh	2000	11	44-44	9-16	71	6.50
Brian Kelley, Lehigh	2001	10	44-47	12-17	80	8.00
Matt Fordyce, Fordham	2002	13	44-51	18-26	98	8.80
Matt Douglas, Lehigh	2003	11	40-43	12-19	76	6.91
Micah Clukey, Fordham	2004	11	34-35	10-12	64	5.80

TEAM PUNTING RECORDS

MOST PUNTS

Game: 13-Fordham vs. Penn, Oct. 3, 1992
 Season: 83-Holy Cross, 1996

MOST YARDS PUNTING

Game: 453-Fordham vs. Penn, Oct. 3, 1992
 Season: 3,082-Towson, 2003

HIGHEST AVERAGE PER PUNT

Game: 53.67-Bucknell vs. Lafayette, Nov. 9, 1996
 Season: 42.87-Lehigh, 1993

INDIVIDUAL PUNTING RECORDS

MOST PUNTS

Game: 12-Stephen Ayers, Fordham vs. Bucknell, Oct. 27, 2001
 12-Billy Windle, Bucknell vs. Towson, Nov. 11, 2000
 12-Barry Cantrell, Fordham vs. Villanova, Sept. 3, 1994
 12-Steve Muzzonigro, Fordham vs. Penn, Oct. 3, 1992
 Season: 79-Joe Repshis, Holy Cross, 1996
 Career: 267-Barry Cantrell, Fordham, 1994-97

MOST YARDS PUNTING

Game: 423-B. Cantrell, Ford. vs. V-nova, Sept. 3, 1994
 Season: 3,033-Steve Bulcavage, Towson, 2003
 Career: 10,776-Barry Cantrell, Fordham, 1994-97

HIGHEST AVERAGE PER PUNT

Game: 52.00-Kyle Keating, Lehigh vs. Bucknell, Oct. 23, 2004
 Season: 45.85-Barry Cantrell, Fordham, 1997
 Career: 40.89-Steve Bulcavage, Towson, 2001-03

LONGEST PUNT

Game: 89-Steve Bulcavage, Towson vs. Colgate, Sept. 27, 2003

CAREER PUNTING LEADERS

Yards Per Punt (min. 100 punts)

Player, School	Seasons	Punts	Yds.	Avg.
1. Steve Bulcavage, Towson	2001-03	185	7564	40.89
2. Barry Cantrell, Fordham	1994-97	267	10,776	40.36
3. Ben Talbott, Lehigh	1994-96	150	6,006	40.04
4. Jay Heibel, Lehigh	1998-01	169	6,735	39.85
5. Frank Traupman, Holy Cross	1997-00	194	7,726	39.82
6. Craig Melograno, Lehigh	1991-93	124	4,849	39.10
7. Erich Kutschke, Colgate	1996-99	145	5,665	39.07
8. David Paulus, Georgetown	2001-02	124	4,814	38.85
9. Joe Repshis, Holy Cross	1996-98	153	5,839	38.16
10. Jeff Meader, Holy Cross	1990-93	226	8,577	37.95

SEASON PUNTING LEADERS

Yards Per Punt

Player, School	Season	Punts	Yds.	Avg.
1. Barry Cantrell, Fordham	1997	65	2,980	45.85
2. Ben Talbott, Lehigh	1996	56	2,431	43.41
3. Steve Bulcavage, Towson	2003	70	3,033	43.33
4. Craig Melograno, Lehigh	1993	46	1,972	42.87
5. Frank Traupman, Holy Cross	2000	62	2,551	41.40
6. Rich Miller, Bucknell	1996	62	2,536	40.90
7. Barry Cantrell, Fordham	1996	61	2,490	40.82
8. Jay Heibel, Lehigh	1998	41	1,670	40.73
9. David Paulus, Georgetown	2002	59	2,399	40.66
10. Jeff Meader, Holy Cross	1991	46	1,867	40.59



Record Book

ANNUAL PUNTING CHAMPIONS

Yards Per Punt

Player, School	Season	Punts	Yds.	Avg.
Mike Morrow, Bucknell	1986	38	1,407	37.02
Ron Olson, Bucknell	1987	32	1,192	37.25
Jack Phelps, Holy Cross	1988	41	1,596	38.92
Daryl Boich, Lafayette	1989	37	1,357	36.67
Joe Emmons, Fordham	1990	73	2,708	37.10
Jeff Meader, Holy Cross	1991	46	1,867	40.59
Craig Melograno, Lehigh	1992	47	1,718	36.55
Craig Melograno, Lehigh	1993	46	1,972	42.87
Rich Miller, Bucknell	1994	50	1,986	39.72
Ben Talbott, Lehigh	1995	51	1,953	38.29
Ben Talbott, Lehigh	1996	56	2,431	43.41
Barry Cantrell, Fordham*	1997	65	2,980	45.85
Jay Heibel, Lehigh	1998	41	1,670	40.73
Frank Traupman, Holy Cross	1999	67	2,655	39.63
Frank Traupman, Holy Cross	2000	62	2,551	41.10
Jay Heibel, Lehigh	2001	40	1,600	40.00
David Paulus, Georgetown	2002	59	2,399	40.66
Steve Bulcavage, Towson	2003	70	3,033	43.33
Kyle Keating, Lehigh	2004	53	2,016	38.00

* Led Division I-AA

TEAM PUNT RETURNS

MOST PUNT RETURNS

Game:	9 (92 yds.)—Lehigh vs. Towson, Nov. 1, 2003
	9 (66 yds.)—Towson vs. Bucknell, Oct. 19, 2002
	9 (107 yds.)—Holy Cross vs. Towson, Sept. 23, 2000
	9 (64 yds.)—Fordham vs. Penn, Oct. 3, 1992
Season:	53—Fordham, 2002

MOST YARDS ON PUNT RETURNS

Game:	182—Georgetown vs. Cornell, Oct. 18, 2003
Season:	734—Fordham, 2002 (53 returns)

MOST TDs SCORED ON PUNT RETURNS

Game:	2—Lehigh vs. Lafayette, Nov. 17, 2001
Season:	3—Bucknell, 1990

INDIVIDUAL PUNT RETURNS

MOST PUNT RETURNS

Game:	9 (66 yds.)—Jason Galloway, TU vs. HC, Oct. 19, 2002
	9 (107 yds.)—Vernell Shaw, HC vs. Towson, Sept. 23, 2000
	9 (64 yds.)—Brad Jordan, Fordham vs. Penn, Oct. 3, 1992
Season:	48—Dan McGrath, Fordham, 2002
Career:	96—Mark Gallagher, Holy Cross, 1987-90

MOST YARDS ON PUNT RETURNS

Game:	182—Luke McArdle, Georgetown vs. Cornell, Oct. 18, 2003
Season:	662—Dan McGrath, Fordham, 2002
Career:	1,322—Dan McGrath, Fordham, 2000-03

MOST TDs SCORED ON PUNT RETURNS

Game:	1—by several players (3 times in 2003)
Season:	2—Dan McGrath, Fordham, 2002
Career:	3—Dan McGrath, Fordham, 2000-02

CAREER PUNT RETURN LEADERS

Yards Per Return (minimum 1.2 returns per game)

Player, School	Seasons	G	Ret.	Yards	TD	Avg.
1. Dan McGrath, Fordham	2000-03	35	101	1,322	3	13.09
2. Kevin Eiben, Bucknell	1997-00	42	51	626	0	12.27
3. Jarrett Shine, Lafayette	1992-95	39	63	587	1	9.32
4. Dave MacPhee, Lafayette	1986-87	21	26	239	0	9.19
5. Barrett Hammons, LC	1995-98	28	45	409	1	9.09
6. Jesse Boyd, Colgate	1996-99	39	60	538	2	8.97
7. Josh Snyder, Lehigh	1998-00	24	40	356	0	8.90
8. Larry Leith, Fordham	1994-97	37	68	600	0	8.82
9. Ardie Kissinger, Bucknell	1996-98	33	46	403	0	8.76
10. Brad Jordan, Fordham	1990-92	30	81	692	0	8.54

SEASON PUNT RETURN LEADERS

Yards Per Return (min. 1.2 return per game)

Player, School	Season	G	Ret.	Yds.	TD	Avg.
1. Ari Confesor, Holy Cross	2002	12	22	322	1	14.63
2. Dan McGrath, Fordham	2002	13	48	662	2	13.79
3. Dante Ross, Bucknell	2003	10	17	233	1	13.71
4. Jarrett Shine, Lafayette	1992	10	15	201	1	13.40
5. Luke McArdle, Georgetown	2003	11	38	506	0	13.32
6. Jermaine Pugh, Lehigh	2003	11	19	245	0	12.89
7. Kevin Eiben, Bucknell	1999	11	21	260	0	12.38
8. Kevin Eiben, Bucknell	2000	11	30	366	0	12.20
9. Jesse Boyd, Colgate	1997	11	23	276	1	12.00
10. Derik Mesquita, Lafayette	1997	11	17	203	0	11.94

ANNUAL PUNT RETURN CHAMPIONS

Yards Per Return (min. 1.2 return per game)

Player, School	Season	G	Ret.	Yds.	TD	Avg.
Sean Pitzer, Lehigh	1986	10	18	213	1	11.83
Gordie Lockbaum, Holy Cross	1987	11	21	209	0	9.95
Mark Gallagher, Holy Cross	1988	11	19	178	1	9.36
Dan Scocca, Bucknell	1989	10	12	116	1	9.67
Mark Lookenbill, Lehigh	1990	11	14	135	0	9.64
Brad Jordan, Fordham	1991	10	37	371	0	10.03
Jarrett Shine, Lafayette	1992	11	15	201	1	13.40
Brad Bernardini, Bucknell	1993	11	23	195	1	8.48
Pat Smith, Holy Cross	1994	11	17	187	0	11.00
Mike Phillips, Bucknell	1995	11	17	128	0	7.53
Larry Leith, Fordham	1996	10	23	229	0	9.96
Jesse Boyd, Colgate	1997	11	23	276	1	12.00
Barrett Hammons, Lafayette	1998	11	31	320	1	10.32
Kevin Eiben, Bucknell	1999	11	21	260	0	12.38
Kevin Eiben, Bucknell	2000	11	30	366	0	12.20
Josh Snyder, Lehigh	2001	10	16	174	0	10.88
Ari Confesor, Holy Cross	2002	12	22	322	1	14.63
Dante Ross, Bucknell	2003	10	17	233	1	13.71
Dante Ross, Bucknell	2004	10	26	246	0	9.50

Record Book



TEAM KICKOFF RETURN RECORDS

MOST KICKOFF RETURNS

Game: 11–Fordham vs. Hofstra, Oct. 19, 1991
 11–Lehigh vs. Lafayette, Nov. 19, 1988
 Season: 69–Davidson, 1987

MOST YARDS ON KICKOFF RETURNS

Game: 282–Holy Cross vs. San Diego, Sept. 11, 2004
 Season: 1,350–Holy Cross, 2004

MOST TDs SCORED ON KICKOFF RETURNS

Game: 2–Bucknell vs. Georgetown, Oct. 2, 2004
 Season: 2–Bucknell, 2004

INDIVIDUAL KICKOFF RETURN RECORDS

MOST KICKOFF RETURNS

Game: 8–Luke McArdle, Georgetown vs. Lehigh, Sept. 1, 2001
 8–Hans Ottinot, Colgate vs. Lehigh, Nov. 3, 1990
 8–Aaron Edwards, Davidson vs. Furman, Oct. 31, 1987
 Season: 38–Robert Davis, Fordham, 1999
 38–Hans Ottinot, Colgate, 1991
 Career: 111–Javarus Dudley, Fordham, 2000-03

MOST YARDS ON KICKOFF RETURNS

Game: 215–Robert Davis, Fordham vs. Brown, Oct. 29, 1999
 Season: 841–Ari Confesor, Holy Cross, 2002
 Career: 2,663–Javarus Dudley, Fordham, 2000-03

MOST TDs SCORED ON KICKOFF RETURNS

Game: **2–Dante Ross, Bucknell vs. Georgetown, Oct. 2, 2004**
 Season: **2–Dante Ross, Bucknell, 2004**
 Career: **2–Dante Ross, Bucknell, 2002-pr.**
 2–Javarus Dudley, Fordham, 2000-03
 2–Ronald Jean, Lehigh, 1996-99
 2–Terence Parham, Bucknell, 1994-96

CAREER KICKOFF RETURN LEADERS

Yards Per Return (minimum 1.2 returns per game played)

Player	School	Seasons	G	Ret.	Yds.	TD	Avg.
1. Dante Ross, Bucknell		2002-pr.	23	38	1,055	2	27.76
2. Michael Coleman, HC		1998-99	21	27	680	0	25.19
3. Javarus Dudley, Fordham		2000-03	47	111	2,663	2	23.99
4. Kenny Gamble, Colgate		1986-87	22	36	862	1	23.94
5. Jabu Powell, Bucknell		1998-01	36	49	1,151	1	23.49
6. Ronald Jean, Lehigh		1996-99	32	50	1,152	2	23.04
7. Gordie Lockbaum, HC		1986-87	22	33	729	0	22.09
8. Dan Scocca, Bucknell		1987-90	41	84	1,843	1	21.94
9. Lester Erb, Bucknell		1987-90	36	57	1,244	1	21.82
10. Horace Hamm, Lehigh		1988-91	44	61	1,278	1	20.95

SEASON KICKOFF RETURN LEADERS

Yards Per Return

Player	School	Season	G	Ret.	Yds.	TD	Avg.
1. Dante Ross, Bucknell		2004	10	16	465	2	29.10
2. Casey Gough, Holy Cross		2004	10	15	433	0	28.90
3. Randy McKee, Fordham		1993	11	21	599	1	28.52
4. Kenny Gamble, Colgate		1987	11	17	471	1	27.70
5. Larry Johnson, Lafayette		2003	11	21	578	0	27.52
6. Dante Ross, Bucknell		2003	10	18	484	0	26.88
7. Javarus Dudley, Fordham		2001	11	28	736	0	26.29
8. Ronald Jean, Lehigh		1999	11	18	469	1	26.06
9. Dan Scocca, Bucknell		1987	10	21	547	1	26.04
10. Steven Silva, Holy Cross		2004	11	14	363	0	25.90

ANNUAL KICKOFF RETURN CHAMPIONS

Player	School	Season	G	Ret.	Yds.	TD	Yds./Ret.
Gordie Lockbaum, Holy Cross		1986	11	21	452	0	21.52
Kenny Gamble, Colgate		1987	11	17	471	1	27.70
Dan Scocca, Bucknell		1988	10	20	485	0	24.25
Mark Gallagher, Holy Cross		1989	11	15	335	0	22.33
Scott Kershaw, Lafayette		1990	11	20	500	1	25.00
Horace Hamm, Lehigh		1991	11	15	371	1	24.73
Shawn Harris, Fordham		1992	9	12	267	0	22.25
Randy McKee, Fordham		1993	11	21	599	1	28.52
Troy White, Bucknell		1994	11	34	753	0	22.15
Larry Leith, Fordham		1995	11	16	376	1	23.50
Angel Colon, Lafayette		1996	10	12	263	0	21.92
Nino DiMatteo, Lafayette		1997	10	23	499	0	21.70
Dennis Cliggett, Towson		1998	10	30	650	0	21.67
Ronald Jean, Lehigh		1999	11	18	469	1	26.06
Abdul Byron, Lehigh		2000	11	13	453	0	34.80
Javarus Dudley, Fordham		2001	11	28	736	0	26.29
Ari Confesor, Holy Cross		2002	12	33	841	1	25.48
Larry Johnson, Lafayette		2003	11	21	578	0	27.52
Dante Ross, Bucknell		2004	10	16	465	2	29.10



Bucknell's **Dante Ross** has a chance to go down as the greatest kick returner in the history of the Patriot League.

Record Book

TEAM INTERCEPTION RECORDS

MOST PASSES INTERCEPTED

Game: 9–Holy Cross vs. Harvard, 1986
 Season: 32–Holy Cross, 1986

MOST YARDS ON INTERCEPTION RETURNS

Game: 171–Towson vs. Georgetown, Nov. 8, 2003
 Season: 386–Towson, 2003

MOST TDs SCORED ON INTERCEPTION RETURNS

Game: 2–Towson vs. Georgetown, Nov. 8, 2003
 Season: 4–Towson, 2003

INDIVIDUAL INTERCEPTIONS

MOST PASSES INTERCEPTED

Game: 4–Kevinn Eiben, Bucknell vs. Duquesne, Sept. 30, 2000
 Season: 9–Dave Murphy, Holy Cross, 1987
 Career: 28–Dave Murphy, Holy Cross, 1986-89

MOST YARDS ON INTERCEPTION RETURNS

Game: 144–Davon Telp, Towson vs. Georgetown, Nov. 8, 2003
 Season: 169–Ricky Crestwell, Towson, 1999
 Career: 309–Dave Murphy, Holy Cross, 1986-89

MOST TDs SCORED ON INTERCEPTION RETURNS

Game: 2–Davon Telp, Towson vs. Georgetown, Nov. 8, 2003
 Season: 2–Davon Telp, Towson, 2003
 2–Tim Banks, Georgetown, 2002
 2–Lawrence Williams, Lehigh, 2001
 2–Reed Tunison, Bucknell, 2001
 2–Michael Blake, Holy Cross, 2000
 2–Ricky Crestwell, Towson, 1999
 2–Brian Tuma, Lafayette, 1997
 2–Matt Cope, Lafayette, 1993
 Career: 3–Lawrence Williams, Lehigh, 2000-03
 3–Davon Telp, Towson, 2001-03



Holy Cross' **Dave Murphy** (center) led the Patriot League in interceptions for four straight years from 1986-89. He is the PL's all-time leader in the category.

SEASON INTERCEPTION LEADERS

Total Interceptions

Player, School	Season	Int.	Yds.
1. Dave Murphy, Holy Cross	1987	9	55
2. Tad Kornegay, Fordham	2004	8	103
Kevin Eiben, Bucknell	2000	8	150
3. Mike Joseph, Lafayette	1986	7	40
Dave Murphy, Holy Cross	1986	7	76
Steve Banco, Lehigh	1986	7	30
Tom Estep, Holy Cross	1987	7	44
Sheldon Spicer, Colgate	1987	7	57
Dave Murphy, Holy Cross	1988	7	121
Nate Musselman, Bucknell	1997	7	69
10. Tom Estep, Holy Cross	1986	6	28
Joe Yanek, Lafayette	1986	6	101
Trevor Smith, Bucknell	1990	6	33
Matt Cope, Lafayette	1993	6	130
Mark Miller, Bucknell	1993	6	5
Angel Colon, Lafayette	1997	6	46
Erich Muzi, Bucknell	1998	6	45
Elijah Beamon, Lafayette	1999	6	73
Justin Lustig, Bucknell	2000	6	33
Joe Glenn, Bucknell	2003	6	126

SEASON ANNUAL INTERCEPTION CHAMPIONS

Total Interceptions

Player, School	Season	Int.	TD	Yds.
Dave Murphy, Holy Cross	1986	7	0	76
Mike Joseph, Lafayette	1986	7	0	40
Steve Banco, Lehigh	1986	7	0	30
Dave Murphy, Holy Cross	1987	9	0	55
Dave Murphy, Holy Cross	1988	7	0	121
Dave Murphy, Holy Cross	1989	5	1	57
Trevor Smith, Bucknell	1990	6	0	33
Adam Ciperski, Lehigh	1991	5	0	102
Chris Kovath, Holy Cross	1991	5	0	74
Rob Kulbacki, Lafayette	1991	5	0	16
Matt Morgan, Holy Cross	1991	5	0	63
Chris Tirone, Fordham	1991	5	0	61
Mike Wilt, Fordham	1991	5	0	10
Todd Araujo, Holy Cross	1992	5	0	47
Matt Cope, Lafayette	1993	6	2	130
Mark Miller, Bucknell	1993	6	0	5
Marcus Cameron, Colgate	1994	4	0	86
B.J. Gallis, Lafayette	1995	5	0	21
George Howanitz, Bucknell	1996	5	0	23
Nate Musselman, Bucknell	1997	7	0	69
Erich Muzi, Bucknell	1998	6	0	45
Elijah Beamon, Lafayette	1999	6	0	73
Kevin Eiben, Bucknell	2000	8	0	150
Reed Tunison, Bucknell	2001	4	2	92
Ameer Riley, Colgate	2001	4	1	74
Joe Hoyle, Fordham	2001	4	0	52
Maurice Robertson, Colgate	2001	4	1	46
Matt Fronczke, Georgetown	2001	4	0	44
Gerome Robinson, Fordham	2001	4	0	30
Ken Pitter, Lehigh	2001	4	0	26
Edward Caruzo, Towson	2002	7	0	88
Joe Glenn, Bucknell	2003	6	1	126
Tad Kornegay, Fordham	2004	8	0	103

Record Book



INDIVIDUAL TACKLES RECORDS

MOST TACKLES

Game: 28–Lee Picariello, Lehigh vs. Wm. & Mary, Oct. 27, 1990
 Season: 182–Rob McGovern, Holy Cross, 1988
 Career: 425–David Streeter, Holy Cross, 1993-96
 425–Lee Picariello, Lehigh, 1988-91

CAREER TACKLES LEADERS

Player	School	Seasons	Tackles	
1. Lee Picariello	Lehigh	1988-91	425	
	David Streeter	Holy Cross	1993-96	425
3. Rob McGovern	Holy Cross	1986-88	420	
4. Dan Bengele	Lafayette	1994-97	408	
5. Rob Milanette	Holy Cross	1991-93	407	
6. Kevin McManus	Lafayette	1989-91	388	
7. Jack Pieracini	Fordham	1994-97	380	
8. Ian Eason	Lehigh	1996-99	372	
9. Ryan Hiles	Lafayette	1996-99	371	
10. Russ Strohecker	Bucknell	1991-94	370	
11. John Spatafore	Bucknell	1988-91	363	
12. NaQuinton Gainous	Fordham	2001-04	333	
13. Matt Cope	Lafayette	1992-95	330	
14. Kevin Jefferson	Lehigh	1990-93	328	
15. Mike Augsberger	Bucknell	1987-90	327	
	Craig Callahan	Holy Cross	1987-90	327
17. Adam Sofran	Colgate	1993-96	320	
18. Nefta Slaughter	Lafayette	1990-93	314	
19. B.J. Gallis	Lafayette	1994-96	309	
20. Mark Miller	Lehigh	1993-96	305	

SEASON TACKLES LEADERS

Player	School	Season	Tackles	
1. Rob McGovern	Holy Cross	1988	182	
2. Rob Milanette	Holy Cross	1993	167	
3. Greg Manuskus	Colgate	1986	162	
4. Craig Callahan	Holy Cross	1990	159	
	David Streeter	Holy Cross	1995	159
6. Jerry McCabe	Holy Cross	1986	157	
7. Ryan Hiles	Lafayette	1998	153	
8. Lee Picariello	Lehigh	1991	151	
	Adam Sofran	Colgate	1996	151
10. Rob McGovern	Holy Cross	1987	149	

ANNUAL TACKLES CHAMPIONS

Player	School	Season	Tackles
Greg Manuskus	Colgate	1986	162
Rob McGovern	Holy Cross	1987	149
Rob McGovern	Holy Cross	1988	182
Craig Callahan	Holy Cross	1989	150
Craig Callahan	Holy Cross	1990	159
Lee Picariello	Lehigh	1991	151
Rob Milanette	Holy Cross	1992	143
Rob Milanette	Holy Cross	1993	167
Rawle Howard	Lafayette	1994	146
David Streeter	Holy Cross	1995	159
Adam Sofran	Colgate	1996	151
Dan Bengele	Lafayette	1997	145
Ryan Hiles	Lafayette	1998	153
Tom McCarroll	Colgate	1999	105
Vince Ficca	Bucknell	2000	102
Sean Hendricks	Towson	2001	114
Andrew Clarke	Georgetown	2002	119
Kevin Ransome	Bucknell	2003	116

Annual Tackles Champions (cont.)

NaQuinton Gainous	Fordham	2004	119
Maurice Bennett	Lafayette	2004	119

TEAM SACKS RECORDS

MOST QUARTERBACK SACKS

Game: 12–Holy Cross vs. Harvard, Sept. 29, 1990 (97 yds.)
 Season: 58–Holy Cross, 1990 (409 yds.)

MOST YARDS LOST ON QUARTERBACK SACKS

Game: 97–Holy Cross vs. Harvard, Sept. 29, 1990 (12 sacks)
 Season: 409–Holy Cross, 1990 (58 sacks)

INDIVIDUAL SACKS RECORDS

MOST QUARTERBACK SACKS

Game: 5–Kevin Jefferson, Lehigh vs. William & Mary, Nov. 14, 1992
 Season: 18–(112 yds.) Andrew Hollingsworth, Towson, 2000
 Career: 43–(320 yds.) Andrew Hollingsworth, Towson, 1997-2000

MOST YARDS LOST ON QUARTERBACK SACKS

Game: 33–(4 sacks) Pete Dankert, HC vs. Colgate, Nov. 23, 1991
 Season: 118–(16 sacks) Pete Dankert, Holy Cross, 1991
 Career: 320–(43 sacks) Andrew Hollingsworth, Towson, 1997-00

CAREER SACKS LEADERS

Total Quarterback Sacks

Player	School	Seasons	Sacks	Yds./Lost	
1. Andrew Hollingsworth	Towson	1997-00	43	320	
2. Tom Smith	Holy Cross	1986-88	34	180	
3. Aaron Dougherty	Fordham	1990-93	30	171	
4. Ed Burman	Bucknell	1993-95	25.5	171	
5. Corey Vincent	Holy Cross	1988-91	25	119	
6. Harrison Bailey	Lafayette	1991-94	25	155	
7. Mike Shelley	Fordham	1995-98	24.5	171	
8. Nick Martucci	Lehigh	1995-98	24	173	
9. Andy Martin	Holy Cross	1986-87	23	147	
10. Joe Massey	Bucknell	1999-02	22.5	171	
11. John Green	Lafayette	1995-98	21.5	137	
	Roobhenn Smith	Lehigh	1996-00	21.5	151
13. Mike Gregorek	Lehigh	2000-03	21	114	
14. Carl Barbera	Fordham	1993-96	20	153	
	Steven Nance	Towson	2000-03	20	132
16. Michael Ononibaku	G'town	2002-pr.	19.5	132	
17. Kevin Jefferson	Lehigh	1990-93	19	117	
	David Puloka	Holy Cross	1997-00	19	127
	Ahmad Russell	Colgate	1997-00	19	N/A
20. Juan Morales	Bucknell	1999-02	17.5	115	

SEASON SACKS LEADERS

Total Quarterback Sacks

Player	School	Season	Sacks	Yds./Lost	
1. Andrew Hollingsworth	Towson	2000	18	112	
2. Andy Martin	Holy Cross	1986	16	100	
	Tom Smith	Holy Cross	1988	16	82
	Pete Dankert	Holy Cross	1991	16	118
5. Ed Burman	Bucknell	1995	14.5	110	
6. Aaron Dougherty	Fordham	1993	12	81	
7. Tom McDonald	Holy Cross	1992	11.5	72	
8. Tom Smith	Holy Cross	1987	11	63	
	Keith Grant	Lafayette	1989	11	90
	Ed Burman	Bucknell	1994	11	61
	Gavin Morrissey	Lafayette	1995	11	72

Record Book

ANNUAL SACKS CHAMPIONS

Total Quarterback Sacks

Player, School	Season	Sacks	Yds./Lost
Andy Martin, Holy Cross	1986	16	100
Tom Smith, Holy Cross	1987	11	63
Tom Smith, Holy Cross	1988	16	82
Keith Grant, Lafayette	1989	11	90
Tom O'Neill, Fordham	1990	10	50
Joe Rowan, Fordham	1990	10	56
Stefan Stration, Holy Cross	1990	10	86
Pete Dankert, Holy Cross	1991	16	118
Tom McDonald, Holy Cross	1992	11.5	72
Aaron Dougherty, Fordham	1993	12	81
Ed Burman, Bucknell	1994	11	61
Ed Burman, Bucknell	1995	14.5	110
Rick Nalen, Fordham	1996	8	53
David Sunderland, Lehigh	1996	8	68
Nick Martucci, Lehigh	1997	10.5	96
Andrew Hollingsworth, Towson	1998	10	90
Nick Martucci, Lehigh	1998	10	64
Andrew Hollingsworth, Towson	1999	10	90
Andrew Hollingsworth, Towson	2000	18	112
Sammy Siaki, Holy Cross	2001	8.5	66
Keron Lucius, Fordham	2002	9	37
Mike Gregorek, Lehigh	2003	10	38
Sean Conover, Bucknell	2004	10.5	96
Michael Ononibaku, Georgetown	2004	10.5	71
Alex Buzbee, Georgetown	2004	10.5	61



Georgetown's Michael Ononibaku goes into his senior season 16th on the all-time sacks list.

FIRST DOWN RECORDS

MOST TOTAL FIRST DOWNS

Game: 37–Holy Cross vs. Penn, 1991
 Season: 331–Colgate, 2003

MOST FIRST DOWNS RUSHING

Game: 23–Bucknell vs. Holy Cross, Oct. 30, 2004
 23–Colgate vs. Columbia, 1986
 Season: 161–Colgate, 2003

MOST FIRST DOWNS PASSING

Game: 27–Towson vs. Lehigh, 1999
 Season: 183–Lehigh, 1989

MOST FIRST DOWNS BY PENALTY

Game: 6–Six times
 Season: 27–Towson, 2000

LONGEST PLAYS

LONGEST SCORING RUSH

92 yds.–Ronald Jean, Lehigh vs. Lafayette, Nov. 21, 1998
 92 yds.–Rabih Abdullah, Lehigh vs. Cornell, Oct. 1, 1994

LONGEST SCORING PASS

98 yds.–F. Baur to M. Caldwell, LC vs. Columbia, Sept. 24, 1988

LONGEST PUNT FROM SCRIMMAGE

89 yds.–Steve Bulcavage, Towson vs. Colgate, Sept. 27, 2003

LONGEST PUNT RETURN

89 yds.–Jesse Boyd, Colgate vs. Holy Cross, Nov. 1, 1997

LONGEST KICKOFF RETURN

100 yds.–Robert Davis, Fordham vs. Brown, Oct. 19, 1996
 100 yds.–Barry Chubb, Colgate vs. Lafayette, Nov. 1, 1986

LONGEST INTERCEPTION RETURN

99 yds.–Matt Barbiasz, Georgetown vs. Bucknell, Oct. 2, 2004

LONGEST FIELD GOAL

51 yds.–Matt Douglas, Lehigh vs. Colgate, Nov. 8, 2003

ADDITIONAL RECORDS

MOST CONSECUTIVE REGULAR SEASON VICTORIES

26–Lehigh, Nov. 6, 1999 to Sept. 21, 2002

MOST CONSECUTIVE HOME VICTORIES

27–Lehigh, Nov. 15, 1997 to Oct. 19, 2002

MOST CONSECUTIVE LEAGUE VICTORIES

19–Holy Cross, 1988 to 1992

MOST CONSECUTIVE LOSSES

16–Colgate, Nov. 19, 1994 to Sept. 28, 1996

MOST CONSECUTIVE WINNING SEASONS

9–Colgate, 1996 to present

MOST IMPROVED WON-LOST RECORD

7.0 games–Lehigh, 1998 (12-1-0) from 1997 (4-7)

MOST CONSECUTIVE GAMES WITHOUT BEING SHUTOUT

213–Lehigh, Oct. 4, 1986 to present

MOST SHUTOUTS IN A SEASON

2–Georgetown, 2004
 2–Lehigh, 2002
 2–Fordham, 1997

MOST OVERTIME PERIODS IN A GAME

2–Holy Cross vs. San Diego, Sept. 27, 2003
 (score after regulation was 31-31; San Diego won 46-45)
 2–Towson vs. Cornell, Oct. 5, 2002
 (score after regulation was 24-24; Cornell won 34-31)
 2–Lafayette vs. Cornell, Oct. 18, 1997
 (score after regulation was 27-27; Cornell won 41-34)
 2–Bucknell vs. Pennsylvania, Oct. 5, 1996
 (score after regulation was 14-14; Pennsylvania won 30-21)
 2–Lafayette vs. Lehigh, Nov. 18, 1995
 (score after regulation was 30-30; Lehigh won 37-30)
 2–Fordham vs. Lafayette, Nov. 11, 1995
 (score after regulation was 21-21; Lafayette won, 24-21)

Record Book



() - Indicates NCAA Ranking in Top 20

TOTAL OFFENSE

Year	School	Yds./G
1986	Colgate (5)	441.1
1987	Holy Cross (1)	552.2
1988	Lehigh (1)	485.6
1989	Lehigh (1)	493.9
1990	Lehigh (4)	455.7
1991	Holy Cross (4)	467.1
1992	Lafayette (10)	435.9
1993	Lehigh (16)	423.8
1994	Lehigh (18)	425.5
1995	Lehigh (9)	427.3

Year	School	Yds./G
1996	Colgate (17)	406.6
1997	Colgate (10)	441.5
1998	Colgate (4)	477.5
1999	Towson (5)	478.0
2000	Towson	379.3
2001	Lehigh	405.3
2002	Colgate	392.5
2003	Lafayette	404.9
2004	Lehigh	361.8

TOTAL DEFENSE

Year	School	Yds./G
1986	Holy Cross (3)	237.5
1987	Holy Cross (6)	252.8
1988	Holy Cross	283.3
1989	Holy Cross	310.9
1990	Holy Cross (13)	287.0
1991	Holy Cross	322.4
1992	Holy Cross (3)	275.0
1993	Lafayette	317.6
1994	Lafayette	309.7
1995	Bucknell (16)	281.9

Year	School	Yds./G
1996	Bucknell	309.0
1997	Bucknell	329.4
1998	Lehigh (16)	292.3
1999	Colgate (15)	288.6
2000	Towson	276.5
2001	Bucknell (5)	260.1
2002	Bucknell (17)	277.4
2003	Colgate (15)	302.2
2004	Colgate (9)	299.4

RUSHING OFFENSE

Year	School	Yds./G
1986	Colgate (9)	253.2
1987	Holy Cross	193.8
1988	Lafayette	205.0
1989	Lafayette	214.7
1990	Holy Cross	185.5
1991	Lafayette	179.6
1992	Lafayette	196.8
1993	Bucknell	174.8
1994	Colgate	183.1
1995	Lehigh	152.5

Year	School	Yds./G
1996	Colgate (16)	230.1
1997	Colgate (7)	261.7
1998	Colgate (7)	246.1
1999	Colgate (9)	277.5
2000	Lehigh	197.5
2001	Colgate	185.5
2002	Colgate	177.5
2003	Bucknell (10)	242.3
2004	Bucknell (8)	251.8

RUSHING DEFENSE

Year	School	Yds./G
1986	Holy Cross (6)	88.5
1987	Holy Cross (3)	83.2
1988	Holy Cross	115.7
1989	Holy Cross	152.5
1990	Holy Cross (16)	122.4
1991	Holy Cross	138.0
1992	Fordham (5)	106.7
1993	Lafayette	128.9
1994	Lafayette	146.1
1995	Bucknell	142.2

Year	School	Yds./G
1996	Lafayette	127.0
1997	Bucknell	121.6
1998	Bucknell	122.1
1999	Colgate (4)	69.5
2000	Lehigh	99.9
2001	Lehigh (5)	86.6
2002	Colgate (9)	99.2
2003	Colgate (6)	94.8
2004	Lehigh	126.1

PASSING OFFENSE

Year	School	Yds./G
1986	Holy Cross	257.0
1987	Holy Cross (1)	358.4
1988	Lehigh (1)	330.1
1989	Lehigh (3)	336.1
1990	Lehigh (2)	317.8
1991	Lehigh (6)	324.2
1992	Lehigh (7)	290.0
1993	Lehigh (3)	325.0
1994	Lehigh (11)	294.7
1995	Lehigh (6)	274.7

Year	School	Yds./G
1996	Lehigh (8)	263.0
1997	Lehigh (20)	251.9
1998	Lehigh (7)	289.6
1999	Towson (1)	381.2
2000	Lafayette	252.8
2001	Lafayette (14)	265.1
2002	Fordham	245.2
2003	Fordham (16)	260.2
2004	Lehigh	225.2

PASS EFFICIENCY DEFENSE

Year	School	Rating
1986	Holy Cross	81.8
1987	Holy Cross	81.0
1988	Holy Cross	104.8
1989	Holy Cross	152.5
1990	Holy Cross (16)	122.4
1991	Holy Cross	138.0
1992	Holy Cross	106.3
1993	Lafayette	117.3
1994	Lafayette (16)	95.9
1995	Bucknell (13)	93.7

Year	School	Rating
1996	Lehigh	97.6
1997	Fordham	100.5
1998	Lehigh (18)	105.0
1999	Lafayette (17)	99.6
2000	Towson	88.3
2001	Bucknell (18)	97.05
2002	Lehigh (15)	97.1
2003	Fordham	99.2
2004	Colgate (5)	96.9

SCORING OFFENSE

Year	School	Pts./G
1986	Holy Cross	28.5
1987	Holy Cross (1)	46.5
1988	Lafayette (1)	38.2
1989	Holy Cross (5)	36.0
1990	Holy Cross (15)	30.8
1991	Holy Cross (9)	33.8
1992	Lafayette (9)	34.7
1993	Lehigh	28.1
1994	Lehigh	27.9
1995	Lehigh	27.8

Year	School	Pts./G
1996	Colgate	25.9
1997	Colgate (8)	35.1
1998	Colgate (10)	35.5
1999	Lehigh (4)	42.1
2000	Lehigh	30.6
2001	Lehigh (4)	38.3
2002	Fordham (13)	32.2
2003	Fordham (20)	32.2
2004	Lehigh	28.8

SCORING DEFENSE

Year	School	Pts./G
1986	Holy Cross (T5)	13.5
1987	Holy Cross (1)	10.0
1988	Holy Cross	16.5
1989	Holy Cross (9)	14.6
1990	Holy Cross (2)	9.6
1991	Holy Cross (13)	15.8
1992	Holy Cross (8)	15.9
1993	Lafayette	19.5
1994	Lafayette	18.4
1995	Bucknell	15.8

Year	School	Pts./G
1996	Bucknell	20.3
1997	Bucknell	19.4
1998	Lehigh	12.6
1999	Lehigh (16)	17.5
2000	Lehigh (T6)	14.5
2001	Bucknell (11)	15.7
2002	Fordham (14)	17.3
2003	Lehigh (11)	16.8
2004	Lehigh (6)	16.1



Patriot League in the Pros

<u>Player, School, Position</u>	<u>Team(s)</u>	<u>Years</u>
Rabih Abdullah, Lehigh, RB	Tampa Bay Bucs	1998-99
Hunter Adams, Bucknell, DL	New York Giants	1998
Frank Baur, Lafayette, QB	New York Giants	1990
Earl Beecham, Bucknell, RB	New York Giants	1989
Adam Bergen, Lehigh, TE	Arizona Cardinals	2005
Barry Cantrell, Fordham, P	Dallas Cowboys	2000
Bryon Dixon, Holy Cross, DB	New York Jets	1988
Javarus Dudley, Fordham, WR	Montreal Alouettes	2005
Kevin Eakin, Fordham, QB	New York Jets	2005
Kevin Eiben, Bucknell, DB	Toronto Argonauts	2001-05
Gill Fenerty, Holy Cross, RB	New Orleans Saints	1986, 1990-'92
Matt Fordyce, Fordham, PK	Arizona Cardinals	2004
John Frieser, Colgate, TE	St. Louis Rams	2004
NaQuinton Gainous, Fordham, LB	Saskatchewan Roughriders	2005
Kenny Gamble, Colgate, RB	Kansas City Chiefs	1988-91
Jim Goff, Lafayette, OL	New York Giants	2000-01
Horace Hamm, Lehigh, WR	Atlanta Falcons	1992
	Green Bay Packers	1992-93
Brian Henesey, Bucknell, RB	Arizona Cardinals	1994
A. Hollingsworth, Towson, DE	BC Lions	2002
Lee Hull, Holy Cross, WR	New England Patriots	1988
Matt Jaworski, Colgate, LB	Indianapolis Colts	1991
Kevin Jefferson, Lehigh, LB	Cincinnati Bengals	1994-96
Aki Jones, Fordham, DL	Washington Redskins	2005
Tom Kelleher, Holy Cross, FB	Miami Dolphins	1988
	Kansas City Chiefs	1989
Tom Kirchoff, Lafayette, QB	Philadelphia Eagles	1993

<u>Player, School, Position</u>	<u>Team(s)</u>	<u>Years</u>
Tad Kornegay, Fordham, DB	Hamilton Tiger Cats	2005
Gordie Lockbaum, Holy Cross, RB	Pittsburgh Steelers	1988
	Buffalo Bills	1989
Nick Kowglos, Lafayette, RB	Detroit Lions	1987
Greg Manusky, Colgate, LB	Washington Redskins	1988-90
	Minnesota Vikings	1991-93
	Kansas City Chiefs	1994-97
Erik Marsh, Lafayette, RB	New York Jets	1995
Andy Martin, Holy Cross, LB	New York Giants	1988
Nick Martucci, Lehigh, DL	Oakland Raiders	1999
Jerry McCabe, Holy Cross, LB	New England Patriots	1987-88
	Kansas City Chiefs	1988-89
Rob McGovern, Holy Cross, LB	Kansas City Chiefs	1989-90
	Pittsburgh Steelers	1991
	New England Patriots	1992-94
Tony Miller, Lafayette, FB	N.Y. Jets	1989
Dave Murphy, Holy Cross, DB	Seattle Seahawks	1990
Rich Owens, Lehigh, DE	Washington Redskins	1995-97
	Miami Dolphins	1998-99
David Puloka, Holy Cross, DE	Cincinnati Bengals	2001
Dave Pyne, Lafayette, G	N.Y. Giants	1994
Scott Semptimphelter, Lehigh, QB	Dallas Cowboys	1995-96
Phil Stambaugh, Lehigh, QB	New Orleans Saints	2000-01
	New York Giants	2002
Chris Thatcher, Lafayette, OL	Cincinnati Bengals	1987-88
David Thompson, Holy Cross, WR	New York Giants	2002

2006 PATRIOT LEAGUE TENTATIVE SCHEDULES

BUCKNELL

Sept. 2 DUQUESNE
 Sept. 9 LAFAYETTE*
 Sept. 16 CORNELL
 Sept. 23 at Richmond
 Sept. 30 at Marist
 Oct. 7 PENN
 Oct. 14 at Georgetown*
 Oct. 21 at Lehigh*
 Oct. 28 FORDHAM*
 Nov. 4 at Holy Cross*
 Nov. 11 Open
 Nov. 18 COLGATE*

COLGATE

Sept. 2 at Massachusetts
 Sept. 9 Open
 Sept. 16 DARTMOUTH
 Sept. 23 MONMOUTH
 Sept. 30 GEORGETOWN*
 Oct. 7 PRINCETON
 Oct. 14 at Cornell
 Oct. 21 at Fordham*
 Oct. 28 LAFAYETTE*
 Nov. 4 at Lehigh
 Nov. 11 HOLYCROSS*
 Nov. 18 at Bucknell*

FORDHAM

Sept. 2 RHODEISLAND
 Sept. 9 at Albany
 Sept. 16 at Columbia
 Sept. 23 Open
 Sept. 30 at Holy Cross*
 Oct. 7 DUQUESNE
 Oct. 14 MARIST
 Oct. 21 COLGATE*
 Oct. 28 at Bucknell*
 Nov. 4 LAFAYETTE*
 Nov. 11 at Lehigh*
 Nov. 18 GEORGETOWN*

GEORGETOWN

Sept. 2 HOLY CROSS*
 Sept. 9 STONYBROOK
 Sept. 16 at Brown
 Sept. 23 at Dartmouth
 Sept. 30 at Colgate*
 Oct. 7 LEHIGH*
 Oct. 14 BUCKNELL*
 Oct. 21 Open/TBA
 Oct. 28 TBA/Open
 Nov. 4 at Davidson
 Nov. 11 at Lafayette*
 Nov. 18 at Fordham*

HOLYCROSS

Sept. 2 at Georgetown*
 Sept. 9 Open/TBA
 Sept. 16 at Harvard
 Sept. 23 at Marist
 Sept. 30 FORDHAM*
 Oct. 7 BROWN
 Oct. 14 at Dartmouth
 Oct. 21 at Lafayette*
 Oct. 28 LEHIGH*
 Nov. 4 BUCKNELL*
 Nov. 11 at Colgate*
 Nov. 18 TBA/Open

LAFAYETTE

Sept. 2 Open
 Sept. 9 at Bucknell*
 Sept. 16 PENN
 Sept. 23 at Princeton
 Sept. 30 YALE
 Oct. 7 at Columbia
 Oct. 14 at Harvard
 Oct. 21 HOLYCROSS*
 Oct. 28 COLGATE*
 Nov. 4 at Fordham*
 Nov. 11 GEORGETOWN*
 Nov. 18 LEHIGH*

LEHIGH

Sept. 2 LIBERTY
 Sept. 9 at Villanova
 Sept. 16 PRINCETON
 Sept. 23 Open
 Sept. 30 HARVARD
 Oct. 7 at Georgetown*
 Oct. 14 at Yale
 Oct. 21 BUCKNELL*
 Oct. 28 at Holy Cross*
 Nov. 4 COLGATE*
 Nov. 11 FORDHAM*
 Nov. 18 at Lafayette*

*Patriot League game

Note: All schedules as of July 5, 2005 and subject to change.



quality accuracy
relationships precision

It's all about

trust.

**In printing today,
technical expertise is expected.**

So is precise image quality.

Color accuracy.

Reverence for delivery dates.

Prompt printing estimates.

And invoices that
bear a striking similarity
to those estimates.

Whether it's product,
service or value,
every printer has
a strong suit...
a particular area of expertise.

But when one printer
delivers all these disciplines
with quiet consistency,
then you have the basis for
something special.

It's called trust.

**And in printing,
as in life,
trust is the foundation
of any working relationship.**



Christmas City Printing

861 14th Ave. • Bethlehem, PA • 610-868-5844 • Fax: 610-694-9437
E-mail: mail@xmascity.com • www.xmascity.com

2005 PATRIOT LEAGUE COMPOSITE FOOTBALL SCHEDULE

DATES	BUCKNELL	COLGATE	FORDHAM	GEORGETOWN	HOLY CROSS	LAFAYETTE	LEHIGH
Sept. 3	GEORGETOWN 6 p.m.	CEN. CONN. ST. 1 p.m.	at Rhode Island Noon	at Bucknell 6 p.m.	SACRED HEART 1 p.m.	at Marist 7:30 p.m.	MONMOUTH 1 p.m.
Sept. 10	at Stony Brook TBA	MASSACHUSETTS Noon	at Duquesne 1 p.m.	at Holy Cross 1 p.m.	GEORGETOWN 1 p.m.	RICHMOND 1 p.m.	at Delaware 7 p.m.
Sept. 17	at Cornell 1 p.m.	at Dartmouth 12:30 p.m.	COLUMBIA TBA	BROWN 1 p.m.	HARVARD 1 p.m.	PRINCETON 1 p.m.	Open
Sept. 24	Open	Open	at Lafayette 1 p.m.	at Stony Brook 1 p.m.	at Delaware 7 p.m.	FORDHAM 1 p.m.	at VMI 1 p.m.
Oct. 1	MARIST 1 p.m.	CORNELL 1 p.m.	Open	LAFAYETTE 2 p.m.	at Yale 1 p.m.	at Georgetown 1 p.m.	at Harvard 12:30 p.m.
Oct. 8	at Penn 1 p.m.	at Princeton 1 p.m.	at Brown 1 p.m.	DUQUESNE 1 p.m.	at Lehigh 1 p.m.	COLUMBIA 1 p.m.	HOLY CROSS 1 p.m.
Oct. 15	VILLANOVA 1 p.m.	FORDHAM 1 p.m.	at Colgate 1 p.m.	at Corell 1 p.m.	DARTMOUTH 1 p.m.	HARVARD 1 p.m.	YALE 1 p.m.
Oct. 22	LEHIGH 1 p.m.	at Holy Cross 1 p.m.	at Georgetown 2 p.m.	FORDHAM 2 p.m.	COLGATE 1 p.m.	Open	at Bucknell 1 p.m.
Oct. 29	at Lafayette 1 p.m.	LEHIGH 1 p.m.	HOLY CROSS 1 p.m.	Open	at Fordham 1 p.m.	BUCKNELL 1 p.m.	at Colgate 1 p.m.
Nov. 5	at Fordham 1 p.m.	at Lafayette 12:30 p.m.	BUCKNELL 1 p.m.	at Lehigh 12:30 p.m.	Open	COLGATE 12:30 p.m.	GEORGETOWN 12:30 p.m.
Nov. 12	at Colgate 12:30 p.m.	BUCKNELL 12:30 p.m.	LEHIGH 1 p.m.	DAVIDSON 12:30 p.m.	LAFAYETTE 12:30 p.m.	at Holy Cross 12:30 p.m.	at Fordham 1 p.m.
Nov. 19	HOLY CROSS 1 p.m.	at Georgetown 12:30 p.m.	ALBANY 1 p.m.	COLGATE 12:30 p.m.	at Bucknell 1 p.m.	at Lehigh 12:30 p.m.	LAFAYETTE 12:30 p.m.

Shaded area indicates Patriot League games

Home games in CAPS

All games EST

*As of July 14, 2005

TV schedule TBA