



OHIO VALLEY CONFERENCE



OHIO VALLEY CONFERENCE
 215 Centerview Drive, Suite 115
 Brentwood, TN 37027
 Phone - (615) 371-1698
 FAX - (615) 891-1682
 www.OVCSports.com

STAFF

Beth DeBauche, Commissioner

Logan Brooks, Asst. Commissioner for Sports Administration/Championships
 E-mail: lbrooks@ovc.org

Stephanie Castera, Assistant Commissioner for Institutional Services/SWA
 E-mail: scastera@ovc.org

Kyle Schwartz, Assistant Commissioner for Strategic Communications
 E-mail: kschwartz@ovc.org

Travis Tellitocci, Asst. Commissioner for Football, Basketball & Officiating
 E-mail: ttellitocci@ovc.org

Lauren Berst, Director of Administration
 E-mail: lberst@ovc.org

Heather Brown, Director of Communications
 E-mail: hbrown@ovc.org

Bryce Robinson, Director of Digital Media
 E-mail: brobinson@ovc.org

Jon Kuka, General Manager, OVC Sports Properties (Learfield IMG College)
 E-mail: jkuka@ovc.org

Matt Young, Coordinator of Football Officiating
 E-mail: ovcfotball@gmail.com

Steve Joest, Coordinator of Football Instant Replay
 E-mail: stephenjoest15@gmail.com

MEMBERSHIP

Eastern Illinois University - Charleston, Ill.
 Member since 1996

Lindenwood University - St. Charles, Mo.
 Member since 2022

University of Arkansas at Little Rock - Little Rock, Ark.
 Member since 2022

Morehead State University - Morehead, Ky.
 Member since 1948

Southeast Missouri State University - Cape Girardeau, Mo.
 Member since 1991

Southern Illinois University Edwardsville - Edwardsville, Ill.
 Member since 2008

University of Southern Indiana - Evansville, Ind.
 Member since 2022

Tennessee State University - Nashville, Tenn.
 Member since 1986

Tennessee Technological University - Cookeville, Tenn.
 Member since 1949

University of Tennessee at Martin - Martin, Tenn.
 Member since 1992

TABLE OF CONTENTS

Introduction

Media Information.....	2
OVC Style Guide	3
Conference History.....	4-5
OVC Honors/Awards	6
OVC Commissioner.....	7
OVC Staff	8-10
FCS Conference Alignment.....	11
Division I Football Information	12
OVC75.....	13
Wilson/Jostens	14-15
2022 Season Preview/Notes	16-17
2022 Composite Schedule	18

Team Information/Outlooks

Eastern Illinois	19-24
Lindenwood	25-30
Murray State.....	31-36
Southeast Missouri.....	37-42
Tennessee State.....	43-48
Tennessee Tech	49-54
UT Martin.....	55-60

2021 in Review

2021 All-OVC Teams	61
Final 2021 OVC Standings/Statistics	62-65
OVC Teams and Players in Final National Statistics	66
2021 OVC Players of the Week/Final FCS Top 25 polls	67

OVC Records/History

Year-by-Year OVC Final Standings	68-69
Year-by-Year OVC Champions.....	70
Year-by-Year All-OVC Teams	71-77
All-Time OVC Player and Coach of the Year Winners.....	78-79
OVC First-Team All-Americans.....	80
Record Book - Individuals	81-84
Record Book - Team.....	85-86
Year-by-Year Statistical Leaders	87-89
All-Time OVC Players of the Week	90-97
All-Time OVC Preseason Polls.....	98-99
NCAA Division I Football Championship/Bracket.....	100-101
OVC Postseason History.....	102-103
Final FCS/I-AA Yearly Polls	104-105
Current Conference Series Game-by-Game.....	106-107
OVC Schools vs. FBS Teams.....	108
Largest Crowds in OVC History	109
Sgt. York Trophy.....	110-112
Delta Dental of Tennessee	113
TicketSmarter	114
OVC Players in the NFL Draft	115
All-Time STATS Award Winners/College Football HOF.....	116-117
NCAA Overtime Rules/OVC Overtime History	118
Instant Replay	119
OVC-Big South Association.....	120-121

Composite Schedule Grid.....	122
------------------------------	-----

CREDITS

This 2022 Ohio Valley Conference Football Media Guide was written, designed and edited by Kyle Schwartz, Assistant Commissioner for Strategic Communications. Assistance provided by and a special thanks to the sports information directors at the seven OVC football playing institutions for providing content and assistance.



OHIO VALLEY CONFERENCE



SCHOOL WEBSITES

Ohio Valley Conference..... www.OVCSports.com
 Eastern Illinois www.EIUpanthers.com
 Lindenwood www.LindenwoodLions.com
 Murray State www.GoRacers.com
 Southeast Missouri www.SEMORedhawks.com
 Tennessee State www.TSUTigers.com
 Tennessee Tech www.TTUSports.com
 UT Martin www.UTMSports.com

OVC GAMES ON THE RADIO/INTERNET

Eastern Illinois

On the Radio Hit Mix 88.9 (WEIU)
 On the Internet..... www.EIUPanthers.com
 Talent Mike Bradd, Dave Kidwell
 ESPN+ same

Lindenwood

On the Radio KCLC 89.1 The Wood
 On the Internet..... lindenwood.edu/891-kclc/kclc-hd1
 Talent TBD
 ESPN+ TBD

Murray State

On the Radio WFGS-FM 103.7
 On the Internet..... www.GoRacers.com
 Talent Neal Bradley, Josh McKeel, Chip Adams
 ESPN+ same

Southeast Missouri

On the Radio ESPN 92.9 FM (KLSC)
 On the Internet..... SEMORedhawks.com
 Talent Erik Sean, Rick Wieser
 ESPN+ same

Tennessee State

On the Radio 94.9 FM The Fan/102.1 FM The Ville
 On the Internet.. www.thegamenashville.com/949thefan
 Talent Greg Pogue, Chris Sanders
 ESPN+ Dan Laing, Keith Bullock

Tennessee Tech

On the Radio 98.5 Kiss FM
 On the Internet..... www.TTUSports.com
 Talent: Roger Ealey, Dylan Vazzano
 ESPN+ Dylan Vazzano, Sam Brooks

UT Martin

On the Radio WCMT 1410 AM/100.5 FM
 On the Internet..... www.UTMSports.com
 Talent John Hatler, Chris Brinkley
 ESPN+ same

Note: All above radio listings are Flagship stations only and does not include radio network affiliates.

MEDIA INFORMATION

OVCSPORTS.COM

The official website of the Ohio Valley Conference is OVCsports.com. The website is a direct partnership with SIDEARM Sports. The website contains all the latest news on the conference including releases, statistics and standings.

OVC PLAYERS OF THE WEEK

The OVC will name an Offensive, Defensive, Special Teams and Newcomer of the Week each Sunday afternoon during the regular season. A full report featuring league standings, statistics and weekly matchups will be available on Monday afternoons. The release will be posted on OVCsports.com and emailed to local and national media. If you would like to be added to the distribution list send an email to kschwartz@ovc.org.

OVC COACHES WEEKLY ZOOM

During the regular season a weekly Zoom featuring the league's head coaches will be held every Tuesday morning. The first session will take place on Tuesday, August 31. A schedule of what times coaches will appear weekly is below. For information on how to access the Zoom, please contact Kyle Schwartz in the OVC Office (615-690-6685 or kschwartz@ovc.org).

- 10:10 - Dean Hood, Murray State
- 10:40 - Jason Simpson, UT Martin
- 10:50 - Chris Wilkerson, Eastern Illinois
- 11:10 - Dewayne Alexander, Tennessee Tech
- 11:20 - Tom Matukewicz, SEMO
- 11:30 - Jed Stugart, Lindenwood
- 11:50 - Eddie George, Tennessee State

OVC AND SOCIAL MEDIA

Media and fans can get the latest updates on Ohio Valley Conference happenings by using the social media outlets of Twitter and Facebook. Followers and fans of the OVC on each application will get breaking news first and have the chance to access special content and receive special deals. The OVC can be found on Twitter at <http://www.twitter.com/ovcsports> and on Facebook at <http://www.facebook.com/ovcsports>. You can also check out the league's YouTube Channel at <http://www.YouTube.com/ohiovalleyconference> and the OVC's Blog at OVCEXtra.com.

FCS PLAYOFFS/OVC TIEBREAKER

The participants in the 2022 NCAA Football Championship Subdivision (formerly I-AA) Playoffs will be announced on Sunday, Nov. 20. In the event of a tie for the OVC Championship, the following procedures will be used to break all ties and to determine the league's NCAA playoff representative.

Since teams are playing an unbalanced Conference schedule, two or more teams will be considered co-champions if they have the same number of losses.

TWO-WAY TIES

(a) A two-way tie shall exist only if the tied teams have the same number of losses.

(b) Should two teams have the same number of losses, and the two teams played each other during the conference season, the winner of the head-to-head contest shall be the league's postseason representative.

(c) If the two tied teams have the same number of losses, but did not play each other during the conference season, the following procedure shall be utilized to break the tie:

(1) A comparison of each team's head-to-head record against the team occupying the highest position in the conference standings that each team has played. If one team won its game, they shall be declared the representative.

(2) Should the procedure outlined in item 1 fail to break the tie, the process will continue to the next-place team and beyond until the tie is broken.

(3) When arriving at a group of tied teams that each team has played, composite records between the tying teams shall be utilized to determine if one of the tied teams has won more games against the group of tied teams.

(4) If the procedures described previously fail to break the tie, the representative shall be determined by a coin flip.

MULTIPLE TIES

(a) A multiple tie (three or more teams) shall exist only if the tied teams have the same number of losses.

(b) If all of the teams involved in the multiple tie played each other during the conference season, then the composite records among the tied teams shall be compared to break the tie.

(c) If the process outlined in step B reduces the tie to a tie among two teams, the two-team tiebreaker formula shall then be utilized.

(d) If not all of the tied teams played each other during the regular season, or if step B does not break or reduce the tie, the following procedure shall be utilized:

(1) A comparison of each of the tied teams' head-to-head record against the team occupying the highest position in the conference standings that each team has played. If one team won its game, they shall be declared the representative.

(2) Should the procedure outlined in item 1 fail to break the tie, the process will continue to the next-place team and beyond until the tie is broken.

(3) When arriving at another group of tied teams, composite records between the tying teams shall be utilized to determine if one of the tied teams has won more games against the group of tied teams.

(4) If the procedures described previously fail to break the tie, the representative shall be determined by a blind draw.

(5) If a transitioning school wins the tiebreaker, they would be removed from consideration and the procedure would start over again from step B with the remaining teams.

Note: The Lindenwood/EIU game is considered a non-conference contest and does not count for purposes of the conference standings or tiebreakers.




OHIO VALLEY CONFERENCE



OHIO VALLEY CONFERENCE STYLE GUIDE

Official Institution Name "Nickname"	Preferred Athletics Reference	Unacceptable Usages	Colors: PMS (RGB)
Eastern Illinois University "Panthers"	Eastern Illinois, EIU	Lady Panthers	Blue 661C (0, 53, 148) Cool Gray 4C (187, 188, 188)
Lindenwood University "Lions"	Lindenwood, LU	Lady Lions	Black 4515 Gold (182, 162, 105)
University of Arkansas at Little Rock "Trojans"	Little Rock, LR	UALR, Arkansas-Little Rock	209c Maroon (110, 38, 57) 877c Silver (167, 169, 172)
Morehead State University "Eagles"	Morehead State, MSU	Morehead, MU Lady Eagles	286 Blue (0, 56, 168) 116 Gold (252, 209, 22)
Southeast Missouri State University "Redhawks"	SEMO Southeast Missouri	---	186 Red (206, 17, 38) 05 Cool Grey (41, 39, 40)
Southern Illinois University Edwardsville "Cougars"	SIUE (preferred) SIU Edwardsville	Southern Illinois-Edwardsville SIU-E, Lady Cougars	485 Red (216, 30, 5) Black
University of Southern Indiana "Screaming Eagles"	USI, Southern Indiana Eagles (on second reference)	SIU	295C Blue (0r, 40g, 86b) 186C Red (207r, 16g, 45b) 421C Gray (196r, 197g, 199b)
Tennessee State University "Tigers", "Lady Tigers" (WBB only) "Tigerbelles" (W-Track only), Flying Tigers (M-Track Only)	Tennessee State, TSU	---	Reflex Blue (23, 23, 150)
Tennessee Technological University "Golden Eagles"	Tennessee Tech, TTU, Tech	Tenn. Tech, TT	266 Purple (109, 40, 170) 109 Gold (249, 214, 22)
The University of Tennessee at Martin "Skyhawks"	UT Martin, UTM	Tennessee-Martin UT-Martin, Martin	289 Blue (0, 38, 73) 151 Orange (247, 127, 0)
Ohio Valley Conference	Ohio Valley, OVC	Valley	194 Maroon (156, 36, 63) 874 Gold (136, 119, 68)



Above are the primary logos for the Ohio Valley Conference member institutions. All logos are trademarks of their respective universities.

A DropBox logo library can be found here: <https://bit.ly/3IXwK6m>. For more information contact Kyle Schwartz, Assistant Commissioner for Strategic Communications, at the Ohio Valley Conference at (615) 690-6685 or kschwartz@ovc.org.





OHIO VALLEY CONFERENCE



Celebrating its 75th anniversary in 2022-23, the Ohio Valley Conference continues to build on the success that has made it the nation's eighth-oldest NCAA Division I conference. This year the Conference welcomes three new member institutions with the additions of Lindenwood, Little Rock and Southern Indiana to the 10-member league. The OVC has had just 24 full-time members in its 75-year history.

Beth DeBauche, who was named one of nine voting members of the new NCAA Board of Governors in June 2022, was named the seventh full-time Commissioner in league history on July 28, 2009. The last three commissioners of the OVC have moved onto jobs as the commissioner of the Big Ten, Big 12 and the Mid-American Conferences.

The OVC's proud history dates back to 1948, but seeds for the new league were actually planted in 1941. It was then that Roy Stewart, the athletics director at Murray State, Charles "Turkey" Hughes, the athletics director at Eastern Kentucky, and Kelly Thompson, the public relations director at Western Kentucky, first broached the idea of forming a new conference. Discussions were put on hold by World War II, but remerged February 27-28, 1948 at the Kentucky Hotel in Louisville as the three original institutions combined with Morehead State, Louisville and Evansville to form the OVC.

In the 1950s, the OVC became a pioneer on a much more significant social socially. During times of racial segregation, league member Morehead State became one of the first non-traditionally black mid-southern institutions to accept a black student. In 1958 Marshall Banks earned athletically-related aid at Morehead, which signed a second black athlete, Howard Murphy, a year later. In 1961 Murphy earned all-conference recognition as a halfback in football. With racial barriers broken, the rest of the institutions in the league began to provide educational and athletic opportunities to African-Americans.

After Title IX legislation passed in 1972, women's athletics began a rebirth on the national scene as the NCAA began sponsoring and marketing women's sports. Recognizing the need to provide increased opportunities for female athletes, the OVC began formulating plans for women's athletics in 1975 and established women's championships in the sports of basketball, tennis and track in 1977, with cross country and volleyball added over the next four years. Those sports were initially governed by the Association of Intercollegiate Athletics for Women (IAIW), but the overall strength of women's programs in the league was demonstrated by the automatic bids the OVC instantly received when the NCAA became the governing body in 1982. The conference added women's golf and softball in 1994, women's soccer in 1998 and beach volleyball in 2020.

Through the past 74 years, 15 teams have won or shared the league's football title. The list is led by former member Eastern Kentucky, winner of 21 outright or shared football crowns. Former member Middle Tennessee is next with 11 titles and followed by Tennessee Tech with 10, former member Jacksonville State with nine and Murray State and former member Western Kentucky with eight apiece. Eastern Illinois has seven crowns while Morehead State, Southeast Missouri, Tennessee State, UT Martin and former members Austin Peay, Evansville and East Tennessee State have captured two apiece. Youngstown State won one title during its tenure in the league.

Murray State and Evansville tied for the initial football championship, and the Racers participated in the first-ever bowl game by an OVC team, tying Sul Ross State 21-21 in the 1948 Tangerine Bowl. From 1948 to 1975, OVC teams played in 15 bowl games, winning eight of them. Eastern Kentucky and Western Kentucky were also participants in the NCAA Division II playoffs in the early and mid-1970s prior to the NCAA's reclassification of football programs into Division I-AA. The term "I-AA" lasted until the end of the 2006 season when it was changed to Division I Football Championship Subdivision (FCS).

The first Division I-AA/FCS football playoff was held in 1978 with only four teams, which is the only year through present day that the OVC did not field a playoff representative. In 1979, four of the nation's top teams were invited to the playoffs, and two of them - Eastern Kentucky and Murray State - were from the OVC. Murray dropped its semifinal game to Lehigh, but the Colonels nipped Nevada-Reno in double overtime and claimed the national championship a week later with a 30-7 victory over Lehigh. EKV was coached by former All-America quarterback Roy Kidd, who was in his 16th year at the helm of his alma mater and who skippered the Colonels to a second national title three years later. Following the 2002 season, Kidd retired after 39 years at EKV; upon retirement, he ranked sixth all-time among Division I coaches with 315 victories, earning him a spot in the College Football Hall of Fame.

In addition to Kidd, other coaching legends in the OVC include Charles "Bubber" Murphy, who coached at Middle Tennessee from 1947-1968, Western Kentucky's Jimmy Feix (1968-83), Wilburn Tucker (1954-67) and Don Wade (1968-82) of Tennessee Tech, Bill Ferguson (1967-77) of Murray State, Guy Penny (1959-67) of Morehead State and Boots Donnelly (1977-78 at Austin Peay; 1979-1998 at Middle Tennessee). Following the 2011 season Eastern Illinois head coach Bob Spoo retired after 25 years at the school (the last 16 as members of the OVC). In his time as an OVC coach he compiled 92 total victories and 68 OVC wins and was inducted into the OVC Hall of Fame in 2012. In 2016 former Murray State head coach Frank Beamer (1981-86) was inducted into the OVC Hall of Fame; he introduced his wide tackle six defense to the OVC and compiled a 43-23-2 record with the Racers before leaving for his alma mater Virginia Tech where he won 280 games in 29 seasons.

A sampling of former OVC football stars, some of whom were All-Americans dur-

ing their collegiate careers before achieving stardom at the professional ranks, include Jim Youngblood and Larry Schreiber (Tennessee Tech), Phil Simms (Morehead State), Virgil Livers and Dale Lindsey (Western Kentucky), Myron Guyton and Chad Bratzke (Eastern Kentucky), Cortland Finnegan (Samford) and Tony Romo and Jimmy Garoppolo (Eastern Illinois). In 2008, former Tennessee State standout Dominique Rodgers-Cromartie became just the fourth NFL First Round draft pick in OVC history when he was selected 16th overall by the Arizona Cardinals. He would break into the starting lineup halfway through his rookie season and started at cornerback for the Cardinals in Super Bowl XLIII.

The 2007 season also brought new vernacular to the Ohio Valley Conference and the division formerly known as I-AA. Beginning with the 2006 National Championship game the term I-AA was changed to NCAA Football Championship Subdivision (FCS) in a decision by the Division I Board of Directors. The new label was chosen to communicate in a positive and clear manner the unique differences between Division I football categories (chiefly, the post-season opportunity) while still defining them within the Division I experience. The FCS includes programs that compete in an effort to participate in the NCAA championship postseason structure (one of 90 NCAA national championships) as opposed to the Football Bowl Subdivision (FBS) which competes in an effort to participate in the postseason bowl system (the 43 NCAA-licensed events which includes the College Football Playoff).

In 2010 Southeast Missouri State, picked to finish seventh in the preseason poll, compiled a 7-1 Conference record on the way to its first OVC Championship since joining the league in 1991. Overall the Redhawks were 9-2 during the regular season and earned a berth in the FCS Playoffs, its first playoff berth at any level in the program's 104-year history. Southeast would lose to eventual national champion Eastern Washington in the second round of the playoffs. Head coach Tony Samuel capped the year by winning the Sports Network's Eddie Robinson Award, given to the National Coach of the Year. Samuel was the second OVC coach to win the award (joining Murray State's Houston Nutt who won the award in 1995).

In 2012 Eastern Illinois became just the fourth football team in OVC history to go from worst-to-first in winning the OVC Championship. The Panthers were led by head coach Dino Babers who became just the fourth first-year head coach to win an OVC Championship (joining Boots Donnelly in 1977, Jason Simpson in 2006 and Dean Hood in 2008 - two others have since joined the group). During the year Eastern Illinois junior wide receiver Erik Lora shattered the FCS single-season receptions record, hauling in 136 passes in 12 games; that mark was 13 more than the previous NCAA record and 44 more than the previous OVC mark.

In 2013 Eastern Illinois repeated as OVC Champions behind Walter Payton Award winner Jimmy Garoppolo. The quarterback became just the second OVC player to earn the National Player of the Year Award, joining former EIU signal caller Tony Romo (2002). Garoppolo passed for 5,050 yards (second most in NCAA single-season history) and 53 touchdowns (fourth in NCAA history) in leading the Panthers to a 12-2 record and berth to the quarterfinals of the FCS Playoffs.

Garoppolo was drafted by the New England Patriots in the second round of the 2014 NFL Draft, becoming just the fifth OVC player selected in that round and just the fifth OVC quarterback ever selected (and first since 1998). Garoppolo was a part of Patriots teams that won Super Bowls in 2015 and 2017. In 2020 Garoppolo became just the eighth quarterback who played in the FCS (which began in 1978), to start a Super Bowl, taking the snaps for the San Francisco 49ers in Super Bowl LIV against the Kansas City Chiefs. The Chiefs would win, preventing Garoppolo from becoming only the fourth FCS quarterback to start and win a Super Bowl.

The 2013 season saw the OVC snap a 19-game playoff losing streak dating back to the 2000 season. Tennessee State shutout Butler (marking the first OVC road playoff victory since 1986) to snap the streak while later that day Jacksonville State smashed Samford in the first round. A week later Eastern Illinois beat Tennessee State while Jacksonville State won at McNeese State to each advance to the quarterfinals; that marked the first time the OVC put two teams in the quarterfinals in the same season since 1991.

In 2015 Jacksonville State ascended to No. 1 in both major Top 25 polls, becoming the first OVC team to be ranked No. 1 since the 1999 season. The Gamecocks would go on to complete its second-straight 8-0 Conference mark and won three playoff games to become the first OVC team to advance to the Division I National Championship Game since 1982 (Eastern Kentucky). JSU lost to North Dakota State in the title game but finished the year 13-2 overall and ranked No. 2 in the final Top 25 polls. Head coach John Grass became the first OVC coach honored as the AFCA National Coach of the Year while quarterback Eli Jenkins was named the FCS ADA National Quarterback of the Year, finishing the year with 2,788 passing and 1,161 rushing yards (one of just three Division I quarterbacks - FBS or FCS - to achieve those numbers during the year).

Jenkins would conclude his career in 2016 with 3,796 rushing yards, the seventh-most ever by a FCS quarterback. Jenkins, who was named OVC Male Athlete of the Year in back-to-back seasons, capped his career with 11,448 yards of total offense, second-most in OVC history (behind only Garoppolo).

In 2017, Jacksonville State senior defensive end Darius Jackson became the first OVC player to win the Buck Buchanan Award, given to the FCS National Defensive Player of the Year. Jackson tallied 51 tackles, 19.0 tackles-for-loss, 7.0 sacks, 19 quarterback

FORMER COMMISSIONERS OF THE OVC



Art Guepe
(1963-75)



Paul Dietzel
(1975-76)



Bob Vanatta
(1976-79)



Jim Delany
(1979-89)



Dan Beebe
(1989-2003)



Dr. Jon Steinbrecher
(2003-09)



OHIO VALLEY CONFERENCE



hurries, three forced fumbles and two fumbles recoveries in 11 regular season games. 2017 also saw the third OVC coach named the winner of the Eddie Robinson Award as the FCS National Coach of the Year. The honor went to Austin Peay second-year coach Will Healy who orchestrated a tremendous turnaround for the Govs program. After going 0-11 during his initial season and starting 2017 with back-to-back losses to FBS opponents, the team's losing streak had reached 29 games and overall the team had won just one of its previous 48 games overall. But a win during week three catapulted the team to an 8-4 record and 7-1 OVC record and second-place league finish. The eight wins matched the school record, while the seven Conference wins established a new school record. Along the way the team snapped a 21-game OVC losing streak and a 45-game road losing streak and finished the year with four road victories, which was more than the program won in the previous nine years combined.

The OVC made it back-to-back Buck Buchanan Award winners in 2018, as Southeast Missouri junior linebacker Zach Hall took home the prestigious award. He finished the season with 168 tackles, the most of any FCS player and a new Southeast Missouri single-season record, while leading his team to just its second-ever playoff appearance.

The 2020 Conference season was unprecedented in nature, as the COVID-19 pandemic postponed it until the spring, with teams playing a seven-game Conference schedule from February through April.

Over its 74 years, OVC teams have garnered national championships and bowl games in football, along with national team or individual titles in the sports of rifle, cross country, track and golf.

The OVC has also produced several Olympic athletes, including Pat Spurgin from Murray State, who won the first-ever Olympic gold medal awarded in women's air rifle at the Olympic Games Los Angeles 1984, Murray State's Morgan Hicks, who was a member of the 2004 United States Olympic Rifle Team and Morehead State's Brian Shimer who competed in five Winter Olympics in bobsled (winning a bronze medal in 2002) and coached the 2010 United States bobsled team to its first gold medal since 1948. Former Morehead State football and Eastern Kentucky track and field athlete Dallas Robinson competed with the U.S. bobsled team during the 2014 Sochi Winter Olympics. In addition, some of the greatest players in professional sports were educated at OVC institutions. The list includes former greats such as football's Phil Simms (Morehead State) and Tony Romo (Eastern Illinois), basketball's Clem Haskins (Western Kentucky) and Kenneth Faried (Morehead State) and two-sport star Steve Hamilton (Morehead State) to present-day standouts like basketball players Ja Morant (Murray State), Robert Covington (Tennessee State) and Chelsey Perry (UT Martin), football player Jimmy Garoppolo (Eastern Illinois) and baseball player Alec Mills (UT Martin), who threw a no-hitter for the Chicago Cubs in 2020. Hamilton is the only athlete to ever play in the NCAA Basketball Championship, a Major League Baseball World Series (New York Yankees) and an NBA Championship Series (Los Angeles Lakers).

The playing field is not the only place where OVC athletes are working hard. The league also recognizes excellence in the classroom. Six Scholar-Athlete Awards are presented yearly to male and female athletes, while others are commended for their academic success by being Medal of Honor recipients or earning a spot on the Commis-

sioner's Honor Roll. Additionally, the league annually presents one institutional Academic Achievement Award, as well as separate team awards in each Conference-sponsored sport. Since the College Sports Information Directors of America (CoSIDA) Academic All-America program began, the Ohio Valley Conference has had 308 student-athletes honored with the award.

Through the early years of the league, administrators wrestled with fan behavior due to the close proximity of the Conference members and the intense rivalries which developed. Just as it did decades ago, the OVC took the leadership role on what has become a national issue. In 1995, the OVC implemented a first-of-its-kind "Sportsmanship Statement," a policy which promotes principles of fair play, ethical conduct and respect for one's opponent. The statement has become a model for others to follow across the nation and has answered the challenge of the NCAA Presidents Commission to improve sportsmanship in collegiate athletics.

Additionally, the OVC annually presents the Steve Hamilton Sportsmanship Award, in honor of the former Morehead State student-athlete, coach and athletics director, to a junior or senior student-athlete with significant athletic contributions who best exemplifies the characteristics of sportsmanship and citizenship. Most recently, the Conference has also implemented the OVC Institutional and Team Sportsmanship Awards, which are presented to one institution and 19 sport-specific teams voted by their peers to have best exhibited the standards of sportsmanship and ethical conduct as outlined by the OVC and NCAA.

The vision of leadership demonstrated by the Founding Fathers in 1948 remains alive today as the Ohio Valley Conference prepares for the future. One example is in regard to the current trend in collegiate athletics administration for increased involvement of university presidents in setting policies and making rules. The presidents of OVC institutions, however, have always governed the Conference, long before presidential governance became a national theme.

The Ohio Valley Conference sponsors the following sports: baseball, basketball, cross country, football, golf and track for men, and basketball, cross country, golf, soccer, softball, tennis, track, volleyball and beach volleyball for women. In addition, the OVC also sponsors the combined men's and women's sport of rifle. For men's tennis, in July 2022 the OVC and Horizon League partnered to combine their teams to compete for the NCAA AQ at the Horizon League Championship. In July 2023, the OVC and Big South Conferences will begin a similar joint partnership for the sport of football.

Now in its seventh decade of competition, the Ohio Valley Conference has grown significantly from its humble beginnings while increasing the number of athletics opportunities it provides for students. Current league representatives include Eastern Illinois University, Lindenwood University, University of Arkansas at Little Rock, Morehead State University (charter member), Southeast Missouri State University, Southern Illinois University Edwardsville, University of Southern Indiana, Tennessee State University, Tennessee Technological University and the University of Tennessee at Martin. The University of Tennessee at Chattanooga is an affiliate member for the sport of beach volleyball, while Murray State University of an affiliate in football and rifle.

A LOOK AT THE OVC





OVC HONORS AND AWARDS

The Ohio Valley Conference implemented a first-of-its-kind "Sportsmanship Statement," a policy promoting fair play, ethical conduct and respect for one's opponent in 1995. The statement answered a challenge of the NCAA Presidents Commission to improve sportsmanship in college athletics, and has become a model for others to follow across the nation.

The development of the OVC sportsmanship statement began in June 1993 at the direction of the league's presidents. A committee made up of athletics directors and faculty representatives drafted the initial statement, and all coaches and other administrators had the opportunity for input. The statement sets forth expectations for spirit groups, officials and fans, as well as the student-athletes and coaches. Here is a brief synopsis of each group's expectations within the sportsmanship statement.

Administrators: Institutional administrators will create an environment of hospitality for visiting teams, particularly for those individuals at Conference institutions. Administrators will treat the visiting teams and its fans in the same manner that they would want their teams to be treated.

Coaches: Coaches have the greatest amount of influence over whether young people in their programs are taught and follow the high principles of sportsmanship. The OVC has been benefited by coaches who have risked losing a contest by removing student-athletes who have demonstrated disrespect for their opponents. This discipline measure educates that individual about the importance of sportsmanship over participation and winning, and helps counteract the constant messages received from many professional athletes who demonstrate a lack of respect for opponents.

Student-Athletes: Student-athletes at OVC institutions will be expected to treat opponents with sportsmanship, and there will be no tolerance for taunting and baiting of opponents. OVC student-athletes must understand that they are perhaps the most visible representatives of their institutions and their behavior is observed and emulated by many who are younger. OVC student-athletes must honor the responsibilities that accompany the privilege of representing our schools by behaving with dignity and class on and off the field.

Spirit Groups: Like our student-athletes, spirit groups are visible representatives of our universities, and they are expected to show decent behavior. Cheerleaders, bands and other spirit groups are admitted to contests to support their teams and assist in creating a fun atmosphere, but they will not be allowed to disrupt or confront opposing teams.

Officials: Officials will enforce the rules regarding sportsmanship without tolerance for abuse. Players and coaches will receive their only warning prior to the contest, and once the contest begins, penalties will be assessed for violations of unsportsmanlike conduct.

Fans: We know all fans are embarrassed by the inappropriate behavior of a few who may engage in confrontational and threatening actions towards officials, visiting fans, players or coaches. Those individuals may be dismissed to provide a better environment for others.

The Conference believes that the effort to meet the expectations outlined in the sportsmanship statement will increase the attractiveness at our athletics events by creating a healthy environment for competition. A complete copy of the sportsmanship statement can be obtained by calling the OVC office at (615) 371-1698.

The OVC has a variety of awards to recognize sportsmanship by its student-athletes, coaches, administrators and teams. In 1998, the OVC established the Steve Hamilton Sportsmanship Award, presented annually to a male or female junior or senior student-athlete who best exemplifies the characteristics of the former Morehead State student-athlete, coach and administrator. Hamilton is the only individual to have ever played in a NCAA Basketball Championship, a Major

League Baseball World Series (New York Yankees) and a National Basketball Association Championship Series (Minnesota Lakers).

In 2003-04 the League began awarding the Institutional Sportsmanship Award, given to the OVC member institution selected by its peers to have best exhibited the standards of sportsmanship and ethical conduct as outlined by the OVC and NCAA. In 2005-06 the League expanded the sportsmanship award program by adding the Team Sportsmanship Award. An award is given to each sport sponsored by the OVC and is voted on by the student-athletes and coaches of the respective sports.

OVC SPORTSMANSHIP HONOREES

Steve Hamilton Sportsmanship Award Winners

1998-99	Julie Virta (women's basketball), Austin Peay
1999-00	Michael Turner (men's basketball), Murray State
2000-01	Kelly Pendleton (women's basketball), UT Martin
2001-02	Grant Swallows (football), Tennessee Tech
2002-03	Brooke Armistead (women's basketball), Austin Peay
2003-04	Kandi Brown (women's basketball), Morehead State
2004-05	Cassandra Peek (women's basketball), Austin Peay
2005-06	Zac Schlader (men's basketball), Austin Peay
2006-07	Adonia Bivins (women's soccer), Austin Peay
2007-08	Beth Boden (softball), Tennessee Tech
2008-09	Carrie Burgraff (track & field), Austin Peay
2009-10	Carrie Burgraff (track & field), Austin Peay
2010-11	Abby O'Connor (volleyball), Eastern Kentucky
2011-12	Jon Clinard (baseball), Austin Peay
2012-13	Sean Bailey (tennis), Austin Peay
2013-14	J.J. Mann (basketball), Belmont
2014-15	Alison Alcott (soccer), Belmont
2015-16	Dalton Screws (football), Jacksonville State
2016-17	Jessica Twaddle (softball), Murray State
2017-18	Sally McCabe (basketball), Belmont
2018-19	Josh Pearson (football), Jacksonville State
2019-20	not awarded
2020-21	Jamaal Thompson (football), Tennessee Tech
2021-22	Grace Powderly (tennis), Southeast Missouri

Football Team Sportsmanship Award Winners

2005-06	Samford University
2006-07	Eastern Illinois University
2007-08	Austin Peay State University
2008-09	Austin Peay State University
2009-10	Eastern Illinois University
2010-11	Southeast Missouri State University
2011-12	Austin Peay State University
2012-13	Southeast Missouri State University
2013-14	Eastern Kentucky University
2014-15	Eastern Kentucky University
2015-16	Tennessee Technological University
2016-17	Murray State University
2017-18	Murray State University
2018-19	Tennessee Technological University
2019-20	Tennessee Technological University
2020-21	Tennessee Technological University
2021-22	Tennessee Technological University

OVC HALL OF FAME

The Ohio Valley Conference organized a Hall of Fame in 1977. Membership is limited to coaches, administrators, faculty and staff members who have been associated with the OVC for at least five (5) years and have had extensive outstanding service to the Conference. Unless a tie in the selection procedure occurs, there shall be no more than three (3) inductees annually. Voting for the award is done in the spring and the induction takes place at the OVC Honors Luncheon, which is held annually at the end of May. Following 2022, the Hall of Fame now has 94 members.

Dr. Joe Morgan, APSU (1977)	Mr. Wilburn Tucker, TTU (1987)	Mr. Jim Ward, EKU (2002)	Margaret Simmons, MUR (2014)
Mr. Charles Hughes, EKU (1977)	Mr. Johnny Reagan, MUR (1988)	Mr. Roy Kidd, EKU (2003)	Dr. Rex Chaney, MOR (2015)
Dr. Robert Martin, EKU (1977)	Dr. George Fisher, APSU (1988)	Dr. Bobby Barton, EKU (2004)	Jim Skidmore, JSU (2015)
Dr. Adron Doran, MOR (1977)	Mr. John Oldham, WKU / TTU (1989)	Mr. Wayne Martin, MOR (2004)	Dr. Doug Whitlock, EKU (2015)
Mr. Roy Stewart, MUR (1977)	Mr. Jimmy Earle, MTSU (1989)	Mr. Bill Cornell, MUR (2005)	Frank Beamer, MUR (2016)
Dr. W.E. Derryberry, TTU (1977)	Dr. Sam Ingram, MTSU (1990)	Dr. David Larimore, TTU (2005)	Dr. Gaines Hunt, APSU (2016)
Mr. Hooper Eblen, TTU (1997)	Mr. Bennie Purcell, MUR (1990)	Mr. Karl Park, EKU (2005)	Dr. William Meehan, JSU (2016)
Dr. Kelly Thompson, WKU (1977)	Mr. Donald G. Combs, EKU (1991)	Dr. Geri Polvino, EKU (2005)	Dr. Sherry Hoppe, APSU (2017)
Mr. Ed Diddle, Sr., WKU (1977)	Mr. Steve Hamilton, MOR (1991)	Mr. Dan Beebe, OVC (2006)	Mr. Mike Strickland, BEL/MUR (2017)
Mr. L.T. Smith, WKU (1977)	Mr. James E. Delany, OVC (1992)	Mr. Paul McBrayer, EKU (2006)	Mr. Dave Loos, APSU (2018)
Dr. Dave Aaron, APSU (1978)	Mr. E.K. Patty, MTSU (1993)	Mr. Don Wade, TTU (2006)	Dr. Wayne Andrews, MOR (2018)
Mr. Bob Laughlin, MOR (1978)	Ms. Marynell Meadors, TTU (1993)	Dr. Thurston Banks, TTU (2007)	Dr. Kenneth W. Dobbins, SEMO (2019)
Mr. Ted Hornback, WKU (1978)	Mr. Edward S. Temple, TSU (1995)	Mr. Steve Newton, MUR (2007)	Mr. Rick Erdmann, EKU (2019)
Dr. Quill E. Cope, MTSU (1978)	Mr. John Ogles, APSU (1996)	Mr. Bill Worrell, TTU (2007)	Ms. Cheryl Holt, APSU (2019)
Mr. J.D. Rayburn, MUR (1979)	Dr. Guy Penny, MOR (1996)	Mr. Elvis Green, MUR (2008)	Mr. Tom Akers, EIU (2020)
Mr. Nick Denes, WKU (1979)	Dr. Arliss Roaden, TTU (1996)	Mr. Joey Haines, SEMO/AP (2009)	Mr. Rick Byrd, BEL (2020)
Mr. Raymond H. Brown, TTU (1980)	Mr. John Stanford, MTSU (1997)	Mr. Larry Inman, EKU/MTSU (2009)	Mr. Rob Schabert, TTU (2020)
Dr. Dero G. Downing, WKU (1980)	Dr. Kala Stroup, MUR / SEMO (1997)	Mr. Chuck Kimmel, APSU (2010)	Mr. Phil Dane, UTM (2021)
Mr. P.V. Overall, TTU (1981)	Dr. Margaret N. Perry, UTM (1998)	Mr. David Mays, TTU (2010)	Ms. Connie Keasling, MUR (2021)
Mr. Arthur L. Guepe, OVC (1982)	Dr. Leon Bibb, APSU (1999)	Mr. Ron English, OVC (2011)	Ms. Teresa Phillips, TSU (2021)
Mr. Charles M. Murphy, MTSU (1982)	Mr. Cal Luther, MUR / UTM (2000)	Mr. Bobby Nichols, TTU (2011)	Ms. Cindy Gannon, SEMO (2022)
Mr. Malcolm P. Quillen, TTU (1984)	Mr. R.L. "Buddy" Patey, OVC (2000)	Mr. Bob Spoo, EIU (2012)	
Mr. Ellis T. Johnson, MOR (1985)	Dr. Nolan Fowler, MOR / TTU (2001)	Dr. Martha Mullins, EKU (2013)	
Mr. John "Sonny" Allen, MOR (1987)	Dr. Angelo Volpe, TTU (2001)	Dr. Robert "Bob" Bell, TTU (2014)	

Beth DeBauche - Commissioner



Elizabeth (Beth) DeBauche was named commissioner of the Ohio Valley Conference on July 29, 2009, becoming the seventh full-time commissioner in the history of the OVC.

As commissioner, she answers to each of the OVC schools' presidents and works with them to set the strategic direction of the conference.

DeBauche (pronounced De-Bush), a Green Bay, Wisconsin native, received her Bachelor of Arts degree in history and government from Saint Mary's College in Indiana, and her master's degree in communications from Notre Dame. She went on to complete her juris doctorate from the Notre Dame School of Law.

After a brief stint in the field of law, DeBauche turned her attention to the world of college athletics. She got her start at Vanderbilt University, where she was the assistant athletic director for compliance from August 1994 to November 1996. From there, she worked as an assistant and later associate commissioner for the Southeastern Conference in Birmingham, Alabama, from November 1996 through August 2002.

In 2002, she relocated to Indianapolis to work in the home office of the NCAA, where she was responsible for coordinating Division I initiatives through the NCAA governance structure, as well as helping to manage the Division I agenda. She was also a liaison to governance representatives, external constituent groups and NCAA staff regarding legislative and governance activities.

After seven years with the NCAA, she made her way back to the South and took the commissioner position for the OVC in 2009.

The conference has seen several changes under DeBauche's leadership, including the implementation of a revised governance structure to enhance efficiencies and collaboration and the launch of a branding initiative. She also negotiated the largest national media contract in league history, which included moving the league's streaming efforts to the ESPN+ platform.

During DeBauche's time with the OVC, student-athletes have achieved high levels of success, not only on the field, but also in the classroom. The league has consistently seen a record number of honorees on the OVC Medal of Honor and OVC Commissioner's Honor Roll. In order to help students succeed, DeBauche sponsors comprehensive leadership programming for OVC student-athletes and coaches through on-campus summits.

In June 2022 she was named one of nine voting members to the new NCAA Board of Governors. The Board of Governors was outlined by the new NCAA constitution adopted in January by member schools and conferences and is the highest governance body for the NCAA. The board has several responsibilities, including oversight of the finances of the Association, employment and evaluation of the NCAA president, and media rights and revenue-producing contracts.

DeBauche serves on the NCAA Nominating Committee, the National Letter of Intent (NLI) Appeals Committee, is Chair of the FCS Commissioners group and the Commissioners' liaison to the FCS ADA. She has previously served as the President of the Collegiate Commissioner's Association (CCA), on the Committee on Institutional Performance, the Division I Strategic Vision and Planning Committee and the Division I Management Council.

She is a board member with the Nashville Sports Council, the Community Foundation of Middle Tennessee, and the International Women's Forum of Tennessee. She is a graduate of Leadership Nashville and of Leadership Tennessee.



Stephanie Castera - Asst. Commissioner/Institutional Services



Castera was named Assistant Commissioner for Institutional Services on November 22, 2013 and began her duties with the OVC in January 2014. In February 2015 she added the role of Senior Woman Administrator (SWA).

Castera manages NCAA Division I governance, legislative and policy matters while overseeing legislative and compliance issues on behalf of the OVC. She serves as a liaison to the OVC Senior Compliance Administrators, Faculty Athletic Representatives (FAR's), Senior Woman Administrators (SWA's), Academic Services Administrators and various groups within the OVC governance structure.

Castera also manages the NCAA Student Assistance Fund Program on behalf of OVC

membership, coordinates the nomination and selection process for OVC Academic Awards and serves as the assistant tournament manager for the OVC Men's and Women's Basketball Championship, a role she also held for the 2018 NCAA Men's Basketball 1st and 2nd Rounds which the OVC hosted in Nashville. She previously oversaw the OVC Volleyball Championship and Track & Field Championships.

Castera currently serves on the American Volleyball Coaches Association (AVCA) Board of Directors as well as the NCAA Women's Volleyball Rules Committee.

Castera joined the OVC staff after spending six-plus years working at the NCAA in several different roles. She started as an intern in the NCAA Eligibility Center in June 2007 and was in that role for a year before being hired as a coordinator in Academic and Membership Affairs. After nine months in the role as coordinator, Castera was promoted to assistant director, a position she held until joining the OVC staff.

In her role at the NCAA she was a member of the Division I legislation team where she drafted proposals, editorial revisions and question and answer documents and assisted in NCAA Manual production. Castera was also a liaison to the NCAA Division I Amateurism Cabinet, the Amateurism Fact-Finding Committee and the Division I National Student-Athlete Advisory Committee (SAAC), as she provided legislative, interpretive and membership expertise to each group.

She was also an internal liaison to the NCAA Eligibility Center's Amateurism Certification Team, a member of the Interpretation Leadership Development Team, a Rules Working Group member and the primary liaison to the American Volleyball Coaches Association (AVCA). Castera also helped evaluate Division I APR Improvement Plans as well as analyzing and processing Division I penalty waivers. Castera has extensive experience in academic issues, including initial-eligibility issues, and was a regular presenter at NCAA regional rules seminars.

Castera received her undergraduate degree in sport administration from Ball State University in June 2006. At Ball State she was a student-athlete on the volleyball team. Following graduation she served a summer internship with the AVP Pro Beach Volleyball Tour.

Castera received her Master's degree in sports administration higher education from Ball State in December 2007. During that time she served as a graduate assistant, teaching physical education/wellness classes in the Ball State Physical Education, Sport and Exercise Science Department.

A native of Remsen, Iowa, Castera and her husband Luis currently reside in Nashville with their two children, Luis and Cruz.

Kyle Schwartz - Asst. Commissioner/Strategic Communications



Kyle Schwartz joined the Ohio Valley Conference as Assistant Commissioner for Media Relations in November 2006. In August 2016 his title changed to Assistant Commissioner for Strategic Communications to better reflect the changing job responsibilities associated with collegiate athletics.

He is in charge of publicity efforts for the Conference and is the primary media relations contact for football, men's basketball, baseball, men's and women's cross country and men's and women's golf. He serves as the media coordinator for the OVC's annual basketball and baseball tournaments and is also in charge

of coordinating special events for the Conference, including the league's Honors Brunch and Hall of Fame and the annual Football and Basketball Media Days. Schwartz also oversees the OVC's official website and social media platforms as well as the Conference's OVC Extra blog. Beginning in 2015 he took over as the staff liaison to the men's and women's golf coaches groups and serves as tournament director for the OVC Men's & Women's Golf Championships.

In 2014 Schwartz served as the Local Media Coordinator for the 2014 Women's Basketball Final Four which was held at Bridgestone Arena in Nashville. The sold-out event attracted nationwide media and served as one of the biggest sporting events the city of Nashville can host. The year prior he had served on the Media Coordination Committee for the Women's Basketball Final Four in New Orleans. In 2012 and 2018 he served as the Media Coordinator for the NCAA Division I Men's Basketball Championship First/Second Rounds that the OVC hosted at Bridgestone Arena in Nashville.

Schwartz served as a timeout coordinator for the 2009-13 and 2015-20 NCAA Men's Basketball Tournaments and worked with the ConSIDA group at the Final

Four in each of those years.

Schwartz came to the OVC after spending four and a half years at the University of Northern Colorado, where he served as the Assistant Director of Athletic Media Relations for two years, was promoted to Athletic Media Relations Coordinator in July 2004 and served as Director of Media Relations in his final year. During the 2004-05 school year, Soccer Buzz magazine ranked Schwartz the No. 3 soccer SID in the country and No. 1 SID in the central region, a region they termed "the largest and most competitive in sports information." Following the 2005 volleyball season, Schwartz was honored by Collegiate Volleyball Update (CVU.com) with the first annual RESPECTing Volleyball (Recognition for Excellence in Supporting and Promoting Volleyball) award, given in an effort to recognize those who work to further the sport of volleyball, especially at the collegiate level.

Schwartz helped coordinate the media efforts of two NCAA, two conference and six independent championships while at Northern Colorado, including four independent events (volleyball, golf, softball and track & field) during the 2005-06 school year. The 2003 Northern Colorado volleyball guide he wrote, designed and edited won third place honors nationally in the college division of the CoSIDA publications contest. Schwartz has also coordinated the publicity campaigns of several All-Americans at Northern Colorado, including 2002 AVCA National Volleyball Player of the Year Erin Deffenbaugh.

Schwartz also spent two years as a graduate assistant in the Southeast Missouri State sports information department in Cape Girardeau, Missouri (2000-02). It was at SEMO that Schwartz received his master's degree in athletic administration, graduating with honors. At SEMO, Schwartz was in charge of publicity for soccer, women's basketball, gymnastics, tennis and softball.

Schwartz received his bachelor's degree in business administration from the University of Kentucky in May 2000, graduating cum laude. As an undergraduate, he interned with the Host Communications publishing group and also worked with the Kentucky Thoroughblades minor league hockey team.

Schwartz, a native of Flemingsburg, Kentucky, is a member of the College Sports Information Directors of America (CoSIDA), the United States Basketball Writer's Association (USBWA), the Football Writers Association of America (FWAA) and the National Collegiate Baseball Writers Association (NCBWA). He has also served on the NCAA Media Coordination/Statistics Advisory Group. For 11 years (June 2003-14) he was a member of CoSIDA's Academic All-American committee, serving as a district coordinator for football and the men's at-large teams for the university division.

Schwartz and his wife, Angella, have one son, Harrison.

Travis Tellitocci - Asst. Commissioner for Football, Basketball, Officiating



Travis Tellitocci joined the Ohio Valley Conference as Assistant Commissioner for Football, Basketball and Officiating in September 2016.

Tellitocci (pronounced Tella-toss-see) serves the primary staff liaison to the head football, men's and women's basketball and baseball coaches. He is also the Tournament Manager for the OVC men's and women's basketball championships and baseball championship. Tellitocci served as the Tournament Manager for the 2018 NCAA Men's Basketball Tournament First and Second Round games at Bridgestone Arena in Nashville, Tennessee.

Tellitocci joined the OVC staff after serving as Deputy Athletics Director at Marist College in Poughkeepsie, New York. He worked with all 23 Division I sports at Marist and was responsible for the oversight of the athletics department's business operations, marketing, media relations, broadcasting, licensing, ticketing, club sports, intramurals and recreational activities. Tellitocci joined the Marist staff as Assistant Athletics Director for External Affairs in 2006, was promoted to Associate Athletics Director for Internal Affairs in 2008, became the Senior Associate Athletics Director for Internal Affairs in 2013 and was promoted to Deputy Athletics Director in 2016.

During his time at Marist, Tellitocci played an integral role in the design and management of numerous capital projects, including a multi-sport stadium, basketball office and locker room addition and arena renovation. He also restructured the Red Fox Club, the department's fundraising arm, which led to the highest revenue in its 35-year history. Tellitocci oversaw a significant digital media implementation, which included the creation of the Red Fox Network. He served as the executive producer and director for the first college-produced live HD broadcast on ESPN3 and directed the 2016 Bernie Sanders' Presidential campaign event hosted at McCann Arena.

Tellitocci also led a successful redesign of the athletic spirit marks and development of brand management guidelines for Marist College. As part of the rebranding effort, he negotiated and obtained a contract with Nike to serve as the athletics department's exclusive outfitter. The process led to the highest licensing revenue in the College's history. Tellitocci was instrumental in helping Marist record the first sellout in its women's basketball history and was nationally recognized by the NCAA as the 2010-11 overall champion of the "Pack the House" women's basketball marketing initiative from 179 participating institutions.

Tellitocci was recognized as a Forty Under 40 honoree by the Dutchess County Regional Chamber of Commerce in 2014 as one of the top 40 people under the age of 40 helping to shape the future of the Hudson River Valley.

Before joining the Marist athletics department, Tellitocci worked as Associate

Producer for Scoreboard and Entertainment for the New York Mets. In that role, he directed pre-game presentation on the field at Shea Stadium for all Mets home games. Tellitocci acquired and supervised the pre-game entertainment, National Anthem singers, color guard, military flyovers and first pitch participants in addition to creating and executing game-day scripts and timelines. He also was responsible for the content and operation of Shea Stadium's 11 LED video displays.

Tellitocci earned his bachelor's degree in communication with a minor in writing from Marist in 2004. He completed his Master's degree in integrated marketing and communication at Marist in 2014.

A Benwood, West Virginia, native, Tellitocci and his wife Bobbi Sue are the parents of two sons, Tyler and Hudson, and reside in Nashville, Tennessee.

Heather Brown - Director of Communications



Heather Brown joined the Ohio Valley Conference as an intern in 2003-04 and after the completion her 10-month internship, joined the staff full-time, serving as the Assistant Director for Media Relations until her promotion of Director of Media Relations in December 2006. In August 2016 her title changed to Director of Communications to better reflect the changing job responsibilities associated with collegiate athletics.

Brown, the longest tenured member of the OVC staff, is the primary contact for soccer, volleyball, women's basketball, softball, men's and women's track and field, men's and women's rifle and men's and women's tennis.

She also serves as the Media Coordinator for the OVC Softball Championship which was held at a neutral site (Oxford, Alabama) for the first time in 2016. She also serves as the Assistant Media Coordinator for the OVC's Basketball and Baseball Championships, including serving as the Baseball Championships official photographer. Brown is also the editor of the OVC Handbook which is published annually.

In 2014, she served as the Local Media Coordinator for the 2014 Division I NCAA Women's Final Four which was held at Bridgestone Arena in Nashville. Along with that role she has served on the Legacy Committee for the event including working with Junior Journalism and Women's Portrayal in the Media.

Brown has done extensive work with NCAA Championships, first serving as the assistant media relations coordinator for the first and second rounds of the 2005 and 2018 NCAA Division I Men's Basketball Championship and the second and third Rounds of the 2012 Championship in Nashville. She has also worked the first and second round of the NCAA Women's Tournament in each 2004, 2006 and 2007 and the Men's Basketball Tournament in 2008 and 2011. In 2012, she worked the Women's Final Four in New Orleans.

Brown was instrumental in getting the OVC started in social media, starting both Facebook and Twitter accounts for the league.

In 2013, she helped plan the OVC's Title IX Celebration Luncheon, an event that capped off a year-long celebration of the 40th Anniversary of Title IX. Each of the OVC's 12-member institutions identified a pioneer in women's athletics from their school to be honored during the year and celebrated at a home athletic event on their campus as well as the luncheon.

Prior to working with the Conference, the West Liberty, Ohio, native served a three-month internship in the sports information office at The Ohio State University after a one-year stint as a student assistant in the Bowling Green State University sports information office.

A 2003 graduate of BGSU, Brown earned a bachelor's degree in sports management with an emphasis in sports information. She is a member of the College Sports Information Directors of America (CoSIDA) and the United States Basketball Writers Association (USBWA).

Lauren Berst - Director of Administration



Lauren Berst joined the OVC staff in the fall of 2015 moving to Nashville after living in New York for 15 years.

When in New York, Berst worked primarily as an actor on stage and on camera and voiced many commercials for television and radio. Berst has extensive experience as an office manager, and worked for years as a personal and professional organizer. She is also a wine nerd, passing her Level 2 test with merit from the Wine and Spirits Education Trust.

Berst grew up around college athletics – her father worked at the NCAA for 43 years and her brother builds sports arenas.

A native of Kansas City, Berst got a B.F.A. in acting from the University of Evansville and an M.F.A. in acting from the National Theatre Conservatory.

Jon Kuka - General Manger, OVC Sports Properties



Jon Kuka joined the Ohio Valley Conference staff in April 2010 as the General Manager for OVC Sports Properties, a division of LEARFIELD. Kuka has over 20 years in sales, sponsorships, and sports marketing experience.

He joined the Conference staff as part of the OVC's agreement with LEARFIELD (formerly Learfield IMG College), which was signed in February 2008. With the deal, LEARFIELD represents the OVC through category exclusive corporate partnership sales, as well as multimedia rights for the men's basketball championship and other championship events.

During his tenure with LEARFIELD since 2008 he has also served as the General Manager of properties at the Atlantic 10 Conference, Horizon League, and been a consultant for various sponsorship related services. In 2011 and 2012 Kuka was the recipient of the prestigious IMG Chairman's Cup Award.

Prior to joining the OVC Kuka was the Director of Sales for Nelligan Sports Marketing, and Blue Raider Sports Properties, at Middle Tennessee State University for two years. In that position he managed corporate sponsorships and initiated multimedia marketing rights for the Blue Raiders athletic department.

From 2001-07 Kuka worked in Knoxville with the Tennessee Smokies baseball club, the AA affiliate of the Chicago Cubs. He began as a group sales representative and was promoted to Director of Group Sales and eventually Director of Sales. As the Director of Sales, Kuka oversaw ticket sales and corporate sponsorships sales.

Kuka received his bachelor's degree in sports administration from the University of Tennessee at Chattanooga in 2000. While in school Kuka interned with the Chattanooga Sports & Events Committee that assisted in marketing the city for attracting events such as the NCAA Division I Football National Championship. He was also a member of Phi Delta Theta fraternity serving on their executive leadership committee, the university cycling club and a participant in the Collegiate Mountain Bike National Championships.

Kuka attended the University of Tennessee-Knoxville to work on his MBA but completed his MBA from Ohio Valley Conference member Tennessee Tech University in 2009.

A native of Chattanooga, Kuka resides with his wife, Alicia, daughter, and son, in the Greater Nashville area. He is a volunteer coach for multiple youth and school sports programs in the area.

Bryce Robinson - Director of Digital Media



Bryce Robinson joined the OVC staff full-time in June 2014 as the Director of Digital Media after serving as an intern for the 2013-14 school year.

In his role Robinson is a liaison for OVC member institutions for matters pertaining to ESPN broadcasts as well as the OVC Assessment and Accountability Group. He produces and directs ESPN broadcasts for the OVC Championships in women's soccer, indoor volleyball, beach volleyball, indoor track & field, men's and women's basketball, baseball and softball. Additionally, Robinson develops ancillary content and video spots for the Conference.

In 2013-14 Robinson served as the league's broadcasting and multimedia production intern. In that role he had oversight in producing, directing and filming six OVC Championships during the year, including baseball, men's and women's basketball, soccer, softball and volleyball. Each of those championships were broadcast on the OVC Digital Network while the volleyball and women's basketball championships were also streamed on ESPN3. In addition, Robinson assisted in editing and developing multiple video series for OVC platforms including "OVC Road Trip" and "What Inspires You" in addition to producing highlights of championship events.

Robinson, a native of Berea, Kentucky, obtained his bachelor's degree in telecommunications from the University of Kentucky in 2010. He completed his master's degree in sport administration from Belmont in May 2014.

At Belmont Robinson served as a graduate assistant where he worked directly with Belmont's Director of Broadcasting and Media Relations as the Video Services Director, producing and directing OVC Digital Network broadcasts for home sporting events as well as other ancillary content and video spots.

Matt Young - Coordinator of Football Officiating



Matt Young was named Ohio Valley Conference Coordinator of Football Officiating on March 23, 2017.

Young is in charge of recruiting, training and developing the OVC football officials, as well as the game selection and assignment and evaluation of those officials and oversight of an officials' observation program. In 2017, Young oversaw the successful implementation of instant replay in the OVC and the expansion of the staff to include instant replay officials, communicators, and technicians.

Young served as an on-field Ohio Valley Conference official from 2006-16, beginning as a supplemental referee in 2006, and becoming a staff referee in 2007. Over his final two years,

he served as an OVC position chief. Young worked seven FCS Playoff games, including the 2009 National Championship game between Montana and Villanova played in Chattanooga. In 2011 he was awarded the OVC's Haley-Heriges Award for Outstanding Officiating. He has also served as President of the OVC Football Officials' Association.

Young has also served as a supplemental referee for the Sun Belt Conference (2011-13), referee in the Mid-South Conference (2004-06), the Arena Football League 2 (2009) and the National Indoor Football League (2006-07). He was named Kentucky High School Athletic Association (KHSAA) Official of the Year in 2006.

In 2017 Young accepted a position on the Board of Directors for the Blanton Collier Sportsmanship Group. He is also the Coordinator of High School Football Officials for the Northern Kentucky Officials Association of the KHSAA as well as the Coordinator of High School Basketball Officials for the 9th Region Basketball Officials Association of the KHSAA. He has been the Director of Training and Development for the Northern Kentucky Officials Association since 2003 and has been an evaluator for the KHSAA for the state football championships and the Girls Sweet 16 Basketball Tournament.

Young received his bachelor's degree from Wittenberg University in 1994. He received his Masters of Divinity degree and is currently a candidate for the Doctor of Ministry degree from Trinity Lutheran Seminary. He currently serves as Rector of St. Paul's Episcopal Church in Newport, Kentucky. Young also serves as chaplain for the Newport Fire/EMS Department and the Newport Police Department.

Steve Joest - Coordinator of Football Instant Replay



Steve Joest was named Coordinator of Football Instant Replay in July 2022. He is in charge of training, developing and evaluation of the OVC replay staff.

Joest served as an on-field Ohio Valley Conference official from 2002 through 2012, primarily as an Umpire. For his final three years he served as an OVC position chief. Joest has worked eight (both on-field and Replay) FCS Playoff games, including the 2009 National Championship game between Montana and Villanova played in Chattanooga.

Joest retired from the field in 2012, and rejoined the OVC staff when Instant Replay was implemented in 2016. Joest served as an original member of that staff and most recently

served as the OVC's instant replay position chief

Prior to joining the OVC, Joest worked in the Mid-South Conference for 15 years, working seven postseason contests in the NAIA, including the 1996 NAIA National Championship Game between Sioux Falls and Western Washington. Joest has spent over 40 years in the football officiating community and has led various training and mentoring programs for several high school associations in Kentucky throughout that time.

Joest has spent some 40 years in the chemical industry as a Research and Development Chemist, Marketing and National Sales Management. He is currently a Senior Account Manager for the Cardolite Company. He resides in Louisville, Kentucky.



OHIO VALLEY CONFERENCE



FOOTBALL CHAMPIONSHIP SUBDIVISION (FCS) CONFERENCE ALIGNMENT

ASUN (6)

Austin Peay
Central Arkansas
Eastern Kentucky
Jacksonville State \$
Kennesaw State
North Alabama

BIG SKY (12)

Cal Poly
Eastern Washington
Idaho
Idaho State
Montana
Montana State
Northern Arizona
Northern Colorado
Portland State
Sacramento State
UC Davis
Weber State

BIG SOUTH (6)

Bryant
Campbell
Charleston Southern
Gardner-Webb
North Carolina A&T
Robert Morris

CAA FOOTBALL (13)

Albany
Delaware
Elon
Hampton
Maine
Monmouth
New Hampshire
Rhode Island
Richmond
Stony Brook
Towson
Villanova
William & Mary

IVY (8)

Brown
Columbia
Cornell
Dartmouth
Harvard
Penn
Princeton
Yale

MID-EASTERN (6)

Delaware State
Howard
Morgan State
Norfolk State
North Carolina Central
South Carolina State

MISSOURI VALLEY FOOTBALL (11)

Illinois State
Indiana State
Missouri State
North Dakota
North Dakota State
UNI
South Dakota
South Dakota State
Southern Illinois
Western Illinois
Youngstown State

NORTHEAST (8)

Central Connecticut State
Duquesne
LIU
Merrimack #
Sacred Heart
St. Francis (Pa.)
Stonehill College #
Wagner

OHIO VALLEY (7)

Eastern Illinois
Lindenwood #
Murray State
Southeast Missouri
Tennessee State
Tennessee Tech
UT Martin

PATRIOT (7)

Bucknell
Colgate
Fordham
Georgetown
Holy Cross
Lafayette
Lehigh

PIONEER (11)

Butler
Davidson
Dayton
Drake
Marist
Morehead State
Presbyterian College
Saint Thomas #
San Diego
Stetson
Valparaiso

SOUTHERN (9)

Chattanooga
Citadel
East Tennessee State
Furman
Mercer
Samford
VMI
Western Carolina
Wofford

SOUTHLAND (7)

Houston Baptist
Incarnate Word
McNeese
Nicholls
Northwestern State
Southeastern Louisiana
Texas A&M-Commerce #

SOUTHWESTERN (12)

East

Alabama A&M
Alabama State
Bethune-Cookman
Florida A&M
Jackson State
Mississippi Valley State

West

Alcorn State
Arkansas-Pine Bluff
Grambling State
Prairie View A&M
Southern
Texas Southern

WAC (7)

Abilene Christian
Lamar
Sam Houston \$
Southern Utah
Stephen F. Austin
Tarleton State #
Utah Tech #

- Reclassifying to FCS

\$ - Ineligible for Postseason (move to FBS)



***Every Down.
Every Day.™***



NCAA.com/FCS

Big Sky Conference • Big South Conference
Colonial Athletic Association • Ivy League
Mid-Eastern Athletic Conference • Missouri Valley Football Conference
Northeast Conference • Ohio Valley Conference • Patriot League
Pioneer Football League • Southern Conference • Southland Conference
Southwestern Athletic Conference

**CELEBRATING
75 YEARS OF
EXCELLENCE**



#OVC75



CLEAR HEAD

PLAY FASTER

PLAYMAKER

STEP INTO YOUR PRIME

QUIET THE CHAOS

PLAY SMARTER



THE GST PRIME

With extra grip and strategic stitching, the GST Prime lets QB's play at the speed of the modern game.

WILSONFOOTBALL.COM

facebook.com/wilsonfootball

[@wilsonfootball](https://twitter.com/wilsonfootball)

[@wilsonfootball](https://instagram.com/wilsonfootball)

[@dayoneFB](https://instagram.com/dayoneFB)



YOUR
CHAMPIONSHIP.
YOUR RING. YOUR LEGACY.

JOSTENS IS PROUD TO BE THE OFFICIAL RECOGNITION COMPANY
OF THE OHIO VALLEY CONFERENCE.

Jostens[®]

VIEW THE FULL COLLECTION AT [JOSTENS.COM/COLLEGESPORTS](https://www.jostens.com/collegesports)



PRESEASON ALL-OVC HONORS

Predicted Order of Finish

1. UT Martin (10 first-place votes)	70
2. Southeast Missouri (3)	59
3. Murray State	51
4. Tennessee State (1)	46
5. Tennessee Tech	29
6. Eastern Illinois	20
7. Lindenwood	19

Coming off an OVC Championship and its first FCS Playoff victory, UT Martin has been picked as the preseason football favorites in the Ohio Valley Conference for the 2022 season. The Skyhawks picked up 10 of a possible 14 first-place votes in a poll of league head coaches and communications directors. It marks the first time the Skyhawks have been picked the preseason favorites since joining the league prior to the 1992 season.

Preseason All-OVC Team

QB - Draylen Ellis, Tennessee State
 QB - Cade Brister, Lindenwood
 QB - DJ Williams, Murray State
 RB - Devon Starling, Tennessee State
 RB - Geno Hess, Southeast Missouri
 RB - Zak Wallace, UT Martin
 RB - David Gist, Tennessee Tech
 RB - Damonta Witherspoon, Murray State
 WR - Johnny King, Southeast Missouri
 WR - Zaire Thornton, Tennessee State
 WR - Quintin Cross, Tennessee Tech
 WR - Isaiah Hill, Eastern Illinois
 WR - LaMarte Brooks, Murray State
 WR - Colton Dowell, UT Martin
 TE - Jay Vallie, Eastern Illinois
 OL - Levi Nesler, Murray State
 OL - Zack Gieg, Southeast Missouri
 OL - Matthan Hatchie, UT Martin
 OL - Robert Lacey, Tennessee State
 OL - Nate Korte, Southeast Missouri
 OL - Gavin Olson, UT Martin
 OL - Lamar Morgan, UT Martin

DE - Jordan Miles, Eastern Illinois
 DT - Teray Jones, Tennessee State
 DT - Tadarrius Patterson, Tennessee State
 DE - Tim Varga, Eastern Illinois
 OLB - Darnel Victor, Murray State
 ILB - John H. Ford II, UT Martin
 ILB - Eric Samuta, Murray State
 ILB - Bryce Norman, Southeast Missouri
 OLB - James Green, Tennessee State
 CB - Oshae Baker, UT Martin
 CB - Russell Dandy, Eastern Illinois
 SAF - Josh Reliford, Tennessee Tech
 SAF - Deven Sims, UT Martin
 SAF - Kai Ross, Lindenwood
 NB - Jordan Vincent, Eastern Illinois

K - Aaron Baum, Murray State
 P - Zach Haynes, Southeast Missouri
 KR/PR - Dayron Johnson, Tennessee State

NEWCOMERS TO WATCH

LB - Foday Jalloh, Eastern Illinois
 WR - Kobe Smith, Lindenwood
 DL - Nate Chambers, Murray State
 WR - Ryan Flournoy, Southeast Missouri
 LB - K'Vaughn Pope, Tennessee State
 QB - Jeremiah Oatsvall, Tennessee Tech
 DB - Shaun Lewis, UT Martin

Preseason Offensive Player of the Year
 RB - Geno Hess, Southeast Missouri

Preseason Defensive Player of the Year
 LB - John H. Ford II, UT Martin

Tennessee State and UT Martin led the way with eight selections apiece, while Eastern Illinois and Murray State had seven players apiece, Southeast Missouri had six selections, Tennessee Tech added three and newcomer Lindenwood had two players on the team. Returning players who were first- or second-team All-OVC selections last year were automatic selections to the preseason team this year.

2022 OVC SEASON NOTES/PREVIEW

Let's Get It Started: The 75th season of Ohio Valley Conference football is scheduled to get underway on Thursday, September 1. The OVC is made up of seven football-playing schools in 2022. Since its beginning, 15 of the 19 total schools that have played football in the league have claimed at least one championship.

2022 Schedule: The 2022 OVC football schedule features the seven league members playing five Conference games apiece (the exception being new member Lindenwood who will play four). There is not a full round robin this year as most teams non-conference schedules were full (including a previously announced non-conference scheduling partnership with the Southland Conference) when Lindenwood joined the league in February 2022. Eastern Illinois and Lindenwood will play on October 15 but will not count in the OVC standings.

Top 25 Rankings: Every current OVC team (except newly Division I Lindenwood) has been ranked in the Top 25 polls for at least one week over the past six years (2016-21).

Recent Playoff Success: The OVC is one of just four FCS Conferences to have six different teams win a playoff game over the past nine years (2013-2021). Over that time Austin Peay, Eastern Illinois, Jacksonville State, Southeast Missouri, Tennessee State and UT Martin have all won at least one game while representing the OVC. The other conferences to have six different teams win over that period are the CAA, Missouri Valley and Southern Conferences.

More on the Playoffs: Beginning with the 2001 season the OVC went until 2013 without a FCS Playoff victory. But over the past nine seasons OVC teams have performed well in the playoffs, winning 13 total games and advancing to the FCS Quarterfinals three times in the past seven seasons. In 2013 the OVC placed three teams in the field for the first-time ever (each won a game) and in 2015 the league had a team advance to the National Championship game (the first for the league since 1982).

The FCS Playoffs: In 2010 the Football Championship Subdivision (FCS) playoff field expanded to 20 teams, up from 16 previously, and in 2013 the field increased to 24 for the first time. The expansion in 2010 to 20 teams was the first since the field grew from 12 to 16 teams in 1997. The 24-team field is comprised of 10 automatic bids and 14 at-large berths. There are eight first round matchups (16 total teams), while eight (8) teams receive a bye into the second round. For the 13th time in 2022, the championship game will be played in Frisco, Texas at Toyota Stadium, a 20,500-seat multi-purpose stadium. The Southland Conference will serve as the host of the championship, which will be held on Saturday, January 7.

Multiple OVC Teams in the Playoffs: In the 44 years of the FCS Playoffs (which started in 1978), the OVC has placed multiple teams in the field 23 times, including seven of the past 12 years (2010, 2011, 2013, 2014, 2015, 2018, 2019) and nine of the past 16 seasons.

OVC and Big South Association: In February 2022 the Big South Conference and Ohio Valley Conference announced the creation of an association of their football member institutions, to begin with the 2023 NCAA Division I football season and have an initial term of at least four years. The unique agreement combines the two conferences' football membership to ensure NCAA championship access and stability for the multisport conferences. In creating the association, presidents from each of the multisport conferences pointed to the similarities of the OVC and the Big South, with their complementary geographies and intercollegiate athletic philosophies, as key to making this association possible.

OVC and Southland Conference Partner For Non-Conference Scheduling Alliance: In October 2021, the OVC and Southland Conference announced a football scheduling alliance for the 2022 and 2023 seasons. The collaboration will see institutions from each conference fill available non-conference dates on schedules in 2022 and 2023 with a focus toward competitive balance and reasonable travel. The alliance provides quality Division I FCS non-conference matchups, allows increased increased visibility, exposure and branding for each Conference.

The OVC vs. the FBS: In seven of the past 11 seasons an OVC team has knocked off a Football Bowl Subdivision (FBS) opponent (2010, 2012, 2013, 2014, 2016, 2017, 2020). OVC teams are 36-258-1 all-time against FBS opponents with eight games on the 2022 schedule.

A Look at the Coaches: Five coaches from last season return to their respective



OHIO VALLEY CONFERENCE



teams in 2022. Among the newcomers is first-year Eastern Illinois head coach **Chris Wilkerson**, who played for the Panthers and was later an assistant coach. Also new to the league is **Jed Stugart**, who begins his fifth season at Lindenwood, who joined the OVC on July 1. In addition to Wilkerson, Tennessee Tech's **Dewayne Alexander** is also coaching at his alma mater. The longest tenured coach in the league is UT Martin's **Jason Simpson** who enters his 17th season with the Skyhawks in 2022; Simpson is the fourth-winningest coach in OVC history.

OVC Coaches on NCAA Committees: Tennessee Tech head coach **Dewayne Alexander** is on the NCAA's Committee on Ethical Conduct and Sportsmanship. The Committee on Ethical Conduct and Sportsmanship's mission is to improve the condition of sportsmanship and ethical conduct in all aspects of college athletics by developing and implementing strategies that foster greater acceptance of the value of respect, fairness, civility, honesty and responsibility.

Individual Awards Winners: Since 2013, the OVC has produced one Walter Payton Award Winner, two Buck Buchanan Award Winners, an Eddie Robinson Award Winner and a Deacon Jones Trophy winner. In addition, the league has had two Doris Robinson Award Winners, as the National Scholar-Athlete of the Year.

Sgt. York Trophy Presented by Delta Dental: Beginning in 2014 Delta Dental of Tennessee became the presenting sponsor of the Sgt. York Trophy. The trophy (founded in 2007 by the Nashville Sports Council and OVC) goes to the winner of the quadrangular season football series between OVC football-playing schools located in the state of Tennessee (originally it included four schools, but beginning in 2022 it includes three schools: Tennessee State, Tennessee Tech and UT Martin). The award is named in honor of Alvin C. York, the most noted Soldier of World War I. As a corporal in the 2nd battalion, 328th Infantry, in the Battle of the Meuse River-Argonne (Oct. 8, 1918), York and seven other soldiers captured 132 prisoners, was promoted to sergeant and received the Distinguished Service Cross, the French Croix de Guerre, the French Legion of Honor, the Croce di Guerra of Italy and the War Medal of Montenegro. Upon his return to the United States in 1919, he was bestowed the Congressional Medal of Honor.

NFL Connections: At the end of the 2021 NFL season, 10 former OVC players were on active rosters, with four of those playing for a team that earned a spot in the Playoffs. Overall the OVC has produced at least one NFL Draft Pick in 10 of the past 14 years. In January 2020, Eastern Illinois alum Jimmy Garoppolo became just the eighth former FCS quarterback to start a Super Bowl, doing so with the San Francisco 49ers. For Super Bowl LV in February 2021, there were four participants with OVC connections including a player (Josh Pearson), a coach (Rick Christophel), an official (Jabir Walker) and a broadcaster (Tony Romo).

Romo Becomes Sixth College Football Hall of Famer With OVC Connections: In December 2021 Eastern Illinois quarterback **Tony Romo** was inducted as part of the 2021 College Football Hall of Fame Class. Romo is the third player that played in the OVC to be inducted into the College Football Hall of Fame joining **Jim Youngblood** from Tennessee Tech and **George Floyd Jr.**, from Eastern Kentucky. Three former head coaches from the OVC have also been inducted into the College Football Hall of Fame with **Roy Kidd** (Eastern Kentucky), **James "Boots" Donnelly** (Middle Tennessee/Austin Peay) and **Frank Beamer** (Murray State). At EIU Romo was the winner of the 2002 Walter Payton Award as the top player in the FCS. After going undrafted in 2003, he would put together a standout NFL career with the Dallas Cowboys from 2003-16. The four-time Pro Bowl selection holds Cowboy records for career passing yards and passing touchdowns. Since retiring with the Cowboys, Romo has served as the lead color analyst for CBS' NFL telecasts, working alongside Jim Nantz.

ESPN+: The season every Conference football game (and select non-conference contests) will be broadcast on ESPN+. This marks the fifth year of the OVC's deal with ESPN+, the multi-sport, direct-to-consumer video service from The Walt Disney Company's Direct-to-Consumer & International segment, being the exclusive home of regular season and OVC Championship broadcasts. Fans can subscribe to ESPN+ for \$9.99 a month or as part of a bundle with Disney+ and ad-supported Hulu (\$13.99/month). ESPN+ is an integrated part of the ESPN App and (on mobile and connected devices) and ESPN.com. More information can be found at www.OVCsports.com/ESPN.

RETURNING STATISTICAL LEADERS

Following are a look at the top statistical returners this season based on their production during the 2021 season (current year of eligibility indicated in parenthesis).

Passing	Comp.-Att.	Yds.	TD/Int.
Draylen Ellis, TSU (Jr.)	192-353	2626	19/8
CJ Ogbonna, SEMO (Sr.)	111-220	1521	12/8
DJ Williams, MUR (So.)	83-151	1020	3/4

Rushing	Att.	Yds.	TD's
Geno Hess, SEMO (Sr.)	203	1116	14
Damonta Witherspoon, MUR (Jr.)	212	912	8
David Gist, TTU (Sr.)	184	901	8
Devon Starling, TSU (Jr.)	180	800	3
Zak Wallace, UTM (So.)	148	807	15

Receiving	Rec.	Yds.	TD's
Quinton Cross, TTU (Jr.)	41	574	3
LaMarte Brooks, MUR (Sr.)	33	447	1
Johnny King, SEMO (Sr.)	24	449	5
Zaire Thornton, TSU (So.)	26	398	2

Tackles	UT	AT	Total
Colin Bohanek, EIU (So.)	44	45	89
Jahsun Bryant, TTU (Sr.)	43	32	75
Deven Sims, UTM (Grad.)	41	36	77
James Green, TSU (Sr.)	41	36	77
Eric Samuta, MUR (Sr.)	35	41	76

Sacks	Sacks	Yds.
Eyabi Anoma, UTM (Jr.)	6.0	40
Tadarius Patterson, TSU (Sr.)	5.5	28
Jordan Miles, EIU (So.)	4.0	26
Tim Varga, EIU (Jr.)	4.0	19
Colin Bohanek, EIU (So.)	3.5	29

Interceptions	Int.	Yds.	TD's
Trai Hodges, SEMO (Sr.)	4	10	0
John H. Ford II, UTM (Grad.)	4	163	1
Oshae Baker, UTM (Sr.)	4	47	0
Davontae McKee, MUR (Jr.)	2	21	0
Quinaz Turner, MUR (Sr.)	2	28	0
Russell Dandy, EIU (Sr.)	2	0	0

ALL-TIME COACHING VICTORIES

Former EKU coach Roy Kidd, who is in the College Football Hall of Fame, finished his career with 315 overall and 207 OVC victories, both of which are OVC records. In total 101 coaches have led programs while a member of the OVC from 1948 to the present.

Coach	Years	Record
1. Roy Kidd (EKU)	1964-02	315-123-8 (.715)
2. Boots Donnelly (AP/MT)	1977-78, 79-98	154-94-1 (.620)
3. Charles Murphy (MTSU)	1952-68	117-53-5 (.683)
4. Jason Simpson (UTM)	2006-present	100-80 (.556)
5. Jimmy Feix (WKU)	1968-81	99-43-5 (.690)
6. Bob Spoo (EIU)	1996-11	92-82 (.529)
7. Don Wade (TTU)	1968-82	81-78-3 (.509)
8. Jack Crowe (JSU)	2003-12	73-39 (.652)
9. Wilburn Tucker (TTU)	1954-67	70-66-5 (.514)
10. John Grass (JSU)	2014-20	68-21 (.764)
11. Dean Hood (EKU)	2008-15, '20-present	66-45 (.595)
23. Tom Matukewicz (SEMO)	2014-present	41-49 (.456)
68. Dewayne Alexander (TTU)	2018-present	12-29 (.293)
81. Eddie George (TSU)	2021-present	5-6 (.455)
- Chris Wilkerson (EIU)	2022-present	0-0 (.000)
- Jed Stugart (LIN)	2022-present	0-0 (.000)

Note: Wins are in all games while team has been a member of the Ohio Valley Conference.



2022 COMPOSITE OVC SCHEDULE

Thursday, September 1

Western Illinois at **UT Martin**, 6:30 p.m. (ESPN+)
Eastern Illinois at Northern Illinois, 7:00 p.m. (ESPN+)

Friday, September 2

Tennessee Tech at Kansas, 7:00 p.m. (ESPN+)

Saturday, September 3

Southeast Missouri at Iowa State, 1:00 p.m. (ESPN+)
Tennessee State at Eastern Washington, 3:00 p.m. (ESPN+)
Murray State at Texas Tech, 7:00 p.m. (ESPN+)

Thursday, September 8

UT Martin at Missouri State, 7:00 p.m. (ESPN+)

Saturday, September 10

Chattanooga at **Eastern Illinois**, 6:00 p.m. (ESPN+)
Jacksonville State at **Murray State**, 6:00 p.m. (ESPN+)
Tennessee State vs. Jackson State, 6:00 p.m. (Memphis, TN)
Texas A&M-Commerce at **Tennessee Tech**, 6:00 p.m. (ESPN+)
Southeast Missouri at Southern Illinois, 6:00 p.m. (ESPN+)
Lindenwood at Houston Baptist, 6:00 p.m. (ESPN+)

Saturday, September 17

Murray State at Ball State, 1:00 p.m. (ESPN+)
Nicholls at **Southeast Missouri**, 2:00 p.m. (ESPN+)
UT Martin at Boise State, 3:00 p.m. (FS1)
Samford at **Tennessee Tech**, 6:00 p.m. (ESPN+)
Tennessee State at Middle Tennessee, 6:00 p.m. (ESPN+)
Keiser at **Lindenwood**, 6:00 p.m. (ESPN+)
Eastern Illinois at Illinois State, 6:30 p.m. (ESPN+)

Saturday, September 24

Central Arkansas at **Southeast Missouri**, 2:00 p.m. (ESPN+)
*Eastern Illinois at **Murray State**, 4:00 p.m. (ESPN+)
*Lindenwood at **UT Martin**, 6:00 p.m. (ESPN+)

Saturday, October 1

Lane College at **Tennessee State**, 1:00 p.m. (ESPN+)
*Southeast Missouri at **Lindenwood**, 1:00 p.m. (ESPN+)
*Tennessee Tech at **UT Martin**, 2:00 p.m. (ESPN+)
Murray State at Southeastern Louisiana, 6:00 p.m.

Saturday, October 8

Northwestern State at **Eastern Illinois**, 2:00 p.m. (ESPN+)
*Tennessee Tech at **Southeast Missouri**, 2:00 p.m. (ESPN+)
*UT Martin at **Murray State**, 2:00 p.m. (ESPN+)
Lindenwood at Central Arkansas, 4:00 p.m.
Bethune-Cookman at **Tennessee State**, 5:00 p.m. (ESPN+)

Saturday, October 15

Murray State at Austin Peay, 2:00 p.m. (ESPN+)
(#) Lindenwood at **Eastern Illinois**, 2:00 p.m. (ESPN+)
*Tennessee State at **Tennessee Tech**, 6:00 p.m. (ESPN+)

Saturday, October 22

*Murray State at **Lindenwood**, 1:00 p.m. (ESPN+)
Southeast Missouri at Northwestern State, 1:00 p.m.
Tennessee Tech at Kennesaw State, 2:00 p.m. (ESPN+)
*Eastern Illinois at **Tennessee State**, 2:00 p.m. (ESPN+)
UT Martin at Tennessee, TBA

Saturday, October 29

Eastern Kentucky at **Southeast Missouri**, 1:00 p.m. (ESPN+)
William Jewell at **Lindenwood**, 1:00 p.m. (ESPN+)
*Tennessee Tech at **Eastern Illinois**, 2:00 p.m. (ESPN+)
*Tennessee State at **Murray State**, 2:00 p.m. (ESPN+)
UT Martin at Houston Baptist, 2:00 p.m. (ESPN+)

Saturday, November 5

Kennesaw State at **UT Martin**, 12:00 p.m. (ESPN+)
*Lindenwood at **Tennessee Tech**, 1:30 p.m. (ESPN+)
*Southeast Missouri at **Tennessee State**, 5:00 p.m. (ESPN+)
Eastern Illinois at McNeese, 7:00 p.m.

Saturday, November 12

*Southeast Missouri at **Eastern Illinois**, 12:00 p.m. (ESPN+)
McKendree at **Lindenwood**, 1:00 p.m. (ESPN+)
Robert Morris at **Murray State**, 1:00 p.m. (ESPN+)
Tennessee Tech at North Alabama, 4:00 p.m.
*UT Martin at **Tennessee State**, 4:00 p.m. (ESPN+)

Saturday, November 19

*Murray State at **Southeast Missouri**, 1:00 p.m. (ESPN+)
N. Carolina Central at **Tennessee Tech**, 1:30 p.m. (ESPN+)
*Eastern Illinois at **UT Martin**, 2:00 p.m. (ESPN+)
Tennessee State at Texas A&M-Commerce, 2:00 p.m. (ESPN+)

Saturday, November 26

FCS Playoffs First Round (campus sites)

Saturday, December 3

FCS Playoffs Second Round (campus sites)

Friday, December 9/Saturday, December 10

FCS Playoffs Quarterfinals (campus sites)

Friday, December 16/Saturday, December 17

FCS Playoffs Semifinals (campus sites)

Saturday, January 7

Division I National Championship (Frisco, Texas)

* - Denotes OVC contest

- Does Not Count in OVC Standings

All Times CENTRAL; dates and times subject to change



O'Brien Field (10,000) - Opened in 1970.



EASTERN ILLINOIS PANTHERS



Dr. David M. Glassman
President



Tom Michael
Athletics Director



Rich Moser
Football Contact



Chris Wilkerson
Head Coach

2022 SCHEDULE

Sept. 1	at Northern Illinois (ESPN+)	7:00 p.m.
<i>Northern Illinois leads 26-10-1; Last Meeting: NIU won 38-10 (9/17)</i>		
Sept. 10	Chattanooga (ESPN+)	6:00 p.m.
<i>Chattanooga leads 1-0; Last Meeting: UTC won 24-10 (8/29/19)</i>		
Sept. 17	at Illinois State (ESPN+)	6:00 p.m.
<i>Illinois State leads 58-42-9; Last Meeting: ISU won 31-24 (9/18/21)</i>		
Sept. 24	at Murray State* (ESPN+)	4:00 p.m.
<i>Series tied 19-19; Last Meeting: Murray State won 20-13 (11/20/21)</i>		
Oct. 8	Northwestern State (ESPN+)	2:00 p.m.
<i>First meeting</i>		
Oct. 15	Lindenwood # (HC) (ESPN+)	2:00 p.m.
<i>First meeting</i>		
Oct. 22	at Tennessee State* (ESPN+)	2:00 p.m.
<i>Eastern Illinois leads 15-10; Last Meeting: TSU won 28-0 (10/23/21)</i>		
Oct. 29	Tennessee Tech* (ESPN+)	2:00 p.m.
<i>Eastern Illinois leads 21-7; Last Meeting: EIU won 28-14 (9/25/21)</i>		
Nov. 5	at McNeese	7:00 p.m.
<i>McNeese leads 2-0; Last Meeting: McNeese won 49-7 (9/11/93)</i>		
Nov. 12	Southeast Missouri* (ESPN+)	2:00 p.m.
<i>Eastern Illinois leads 18-11; Last Meeting: SEMO won 38-15 (10/30/21)</i>		
Nov. 19	at UT Martin* (ESPN+)	2:00 p.m.
<i>Eastern Illinois leads 15-12; Last Meeting: UT Martin won 28-17 (10/16/21)</i>		

* Denotes Ohio Valley Conference Matchup

Does Not Count in the OVC Standings

Home Games in Bold HC - Homecoming

All Times Central and Subject to Change

QUICK FACTS

Basic Information

Location: Charleston, Ill.
 Enrollment: 8,608
 Founded: 1895
 Nickname: Panthers
 Colors: Blue, Grey and White
 President: Dr. David M. Glassman
 Athletic Director: Tom Michael
 Stadium (Capacity): O'Brien Field (10,000)
 Surface: Matrix Turf
 Twitter: @EIU_Panthers, @EIU_FB

Media Relations

Football Contact: Rich Moser
 Office Phone: (217) 581-7480
 Cell Phone: (217) 508-8317
 Fax: (217) 581-7001
 Email: rmoser@eiu.edu
 Web site: www.EIUpanthers.com
 Press Box Phone: (217) 581-7770

Team Information

Offense: Multiple
 Defense: Multiple
 Lettermen Returning: 42
 Offensive Starters Returning: 4
 Defensive Starters Returning: 7
 Specialist Starters Returning: 1
 2021 Record/OVC Record (Finish): 1-10/1-5 (7th)
 Postseason: none

All-Time Record/OVC Record: 521-556-43 (.484)/116-83 (.583)
 Joined OVC: 1996
 OVC Championships (Last): 7 (2013)
 NCAA FCS Playoff Appearances (Last): 16 (2015)

PLAYERS TO WATCH



ISAIAH HILL

Senior • Wide Receiver

5-11 • 190 • Shorewood, Ill.

Preseason All-OVC ... Was a second-team All-OVC honoree in 2021 despite playing on the final five games of the season due to injury the first half of the season ... In those five games caught a team-high 39 passes for 493 yards (12.6 ypc) and two touchdowns ... Also rushed for a touchdown ... Did not play in 2020 due to injury ... In first season with EIU (2019), played in final eight games of the season, catching 58 passes for 571 yards and earned OVC All-Newcomer honors ... Had seven or more catches in four games that season ... Also was the team's primary kick returner ... Played at South Dakota State for two seasons before coming to EIU.



JORDAN MILES

Sophomore • Defensive End

6-2 • 240 • Indianapolis, Ind.

Preseason All-OVC ... Earned second-team All-OVC honors a year ago after making nine starts on the defensive line ... That defensive unit led the OVC in team tackles for loss ... Miles finished with 38 tackles, 11.0 tackles for loss, 4.0 sacks, 11 quarterback hurries, two forced fumbles and a fumble recovery ... Had seven tackles in game against nationally-ranked UT Martin ... Blocked a kick against Illinois State ... As a true freshman in 2020, played in all six team games, making five starts ... Finished year with 23 tackles and six tackles for loss ... Led high school team to 9-3 record as a senior.

TEAM NOTES

- Chris Wilkerson was hired as the 26th head coach at Eastern Illinois. A former EIU defensive lineman, Wilkerson returns to his alma mater after serving 10 years as the head coach at the University of Chicago. Wilkerson played for EIU and OVC Hall of Fame Coach Bob Spoo and broke into the collegiate coaching ranks on Spoo's staff helping the team reach three FCS playoffs while on staff.

- Isaiah Hill became the latest in a long line of EIU wide receivers to join the 1,000 yard club for their career returning for a short stint at the end of 2021. Despite playing only five games, Hill led EIU with 39 receptions for 493 yards and two touchdowns. He became the 34th player in program history to pass 1,000 yards (currently 29th all-time at EIU with 1,062 yards)

- Eastern Illinois had a nose for finding ball in the offensive backfield last season as the Panthers return the OVC co-leaders in tackles for loss in linebacker Colin Bohanek and defensive end Jordan Miles. Each had 11 tackles for loss as EIU led the OVC in team tackles for loss during the regular season with 71.

- EIU will play one of its most diverse schedules in recent years as the Panthers will face teams from four different conferences in non-conference play with games against teams from the Mid-American Conference, Southern Conference, Missouri Valley Football Conference and Southland Conference. In addition EIU will play OVC newcomer Lindenwood as a non-conference game this season.



OHIO VALLEY CONFERENCE



NUMERICAL ROSTER

No.	Name	Pos.	Ht.	Wt.	Yr.	Hometown (Last School)
0	Bryce Dewberry	DB	5-10	215	Sr	McDonough, Ga. (Eagles Landing)
0	Dom Shoffner	QB	6-1	210	Sr	Cary, NC (UNC Charlotte)
1	Jordan Vincent	DB	5-10	195	So	Lincolnshire, Ill. (Stevenson)
1	Markenzy Pierre	RB	5-11	230	R-Sr	Kissimmee, Fla. (Syracuse Univ.)
2	DeWayne Cooks Jr	WR	6-2	160	R-Jr	Tulsa, Okla. (Booker T. Washington)
2	Mark Aitken	DB	5-9	175	R-So	Chicago, Ill. (Northern Illinois Univ.)
3	Russell Dandy	DB	6-0	170	Sr	Hinesville, Ga. (Butte College)
3	Jaelin Benefield	RB	5-10	170	R-So	Pearland, Texas (Pearland)
4	Blake Ruffin	DB	6-4	215	So	Louisville, Ky. (Trinity)
4	Justin Thomas	WR	6-1	190	Sr	Wixom, Mich. (Albion College)
5	Anthony Shockey	LB	6-1	235	R-So	Lombard, Ill. (Glenbard East)
5	Aaron Rice	WR	6-5	190	Fr	Farmington Hills, Mich. (North Farmington)
6	Joel Barrows	DL	6-3	250	R-So	Chicago, Ill. (Brooks Prep)
6	Jonah O'Brien	QB	6-4	210	R-So	Bartlett, Ill. (Colorado State Univ.)
7	Tyris Harvey	DB	5-11	175	So	Olympia Fields, Ill. (Rich Central)
7	Isaiah Hill	WR	5-11	190	R-Sr	Shorewood, Ill. (South Dakota State Univ.)
8	Zach Weir	QB	6-3	200	R-Fr	Grafton, Wis. (Grafton)
8	Foday Jalloh	LB	6-2	220	Jr	West Lawn, Pa. (Central Connecticut State Univ.)
9	Elijah Benoit	DB	6-0	180	R-Sr	Tampa, Fla. (Univ. of Central Florida)
9	Tim Pope	WR	6-2	195	Fr	Cincinnati, Ohio (Withrow)
11	Anthony Manaves	TE	6-4	235	R-So	Chicago, Ill. (St. Patrick)
11	Alex Oyawale	LB	6-0	220	Jr	Murrieta, Calif. (Riverside City College)
12	Ira Armstead II	QB	6-4	225	So	South Bend, Ind. (Univ. of Virginia)
12	Nick Coates	DB	5-10	180	So	Louisville, Ky. (Male)
13	Trey Shaw III	DB	6-1	195	R-Fr	Nashville, Tenn. (East Nashville Magnet)
13	Cooper Willman	WR	6-1	210	So	Sterling, Ill. (Sterling)
14	Kirk Pinkston Jr.	WR	5-10	170	Jr	Indianapolis, Ind. (Lawrence Central)
14	Braylon Willis	DL	6-4	245	Jr	Lafayette, La. (East Los Angeles College)
15	Will Shumpert	WR	6-6	220	R-So	St. Louis, Mo. (Belleville West)
16	Kevin Conway	QB	6-2	200	Fr	New Lenox, Ill. (Diamond Football Academy)
19	Justin Kowalak	QB	6-0	180	Fr	Crystal Lake, Ill. (Crystal Lake South)
19	Shemar Savage	WR	6-4	210	So	Lompoc, Calif. (Mt. SAC College)
20	MJ Flowers	RB	6-1	205	Fr	Cincinnati, Ohio (Colerain)
21	Jay Pearson	RB	6-0	195	Fr	McKees Rocks, Pa. (Sto-Rox Junior-Senior)
22	Kaelin Drakeford	DB	6-4	205	So	Harrodsburg, Ky. (Mercer County)
23	Logan Brown	LB	6-2	215	So	Effingham, Ill. (Effingham)
24	Collin Tyson	DB	6-0	190	R-Fr	Kansas City, Mo. (Platte County R-3)
25	AJ Sanders	DB	6-0	195	R-Fr	Pickerington, Ohio (Pickerington Central)
26	Tyler Clark	RB	5-10	205	So	Chicago, Ill. (Phillips)
27	Zay Gentry	DB	6-0	190	So	Anna, Texas (Anna)
28	Brandon Guido	DB	5-9	190	R-So	Naperville, Ill. (Waubensie Valley)
29	Kendi Young	RB	5-11	200	So	Calumet City, Ill. (Thornton Fractional North)
30	Diego Oliver	DB	6-0	180	Fr	Chicago, Ill. (Kenwood Academy)
31	Chris Williams	DB	6-2	190	R-Fr	Peoria, Ill. (Peoria)
32	Ty Schultz	RB	5-10	195	Fr	Lockport, Ill. (Lockport Township)
33	Nile Hill	WR	5-11	190	R-So	Chicago, Ill. (Marist)
34	Nijhay Burt	SAF	5-11	165	Fr	Munhall, Pa. (Steel Valley)
35	Zeke Lewis	RB	6-0	220	R-Fr	Decatur, Ill. (Decatur St. Teresa)
36	Chauncey Lee	DB	5-9	175	R-Fr	Bellwood, Ill. (Immaculate Conception)
37	William Orth	K	5-10	155	So	Ames, Iowa (Ames)
38	Trey Wilhoit III	P	5-10	175	So	Tallahassee, Fla. (Dodge City CC)
39	Jason Gleyzer	TE	5-10	190	Fr	Highland Park, Ill. (Highland Park)
40	Phoenix Porter	LB	6-1	225	R-Fr	Fairfield, Ohio (Fairfield)
41	Mike Smith	DB	6-0	170	Fr	Rockford, Ill. (Guilford)
42	Henry Woods Jr.	DB	5-10	175	So	New Lenox, Ill. (Lincoln-Way Central)
43	Elijahaw Tolbert	LB	6-1	230	So	Country Club Hills, Ill. (Hillcrest)
44	Nick Stricker	TE	6-2	245	Jr	Lemont, Ill. (Lemont)
45	Colin Bohanek	LB	6-0	240	So	Chicago, Ill. (Marist)
46	Ameer Aqel	DL	6-2	250	R-So	Orland Hills, Ill. (Andrew)
47	Albert Pontrelli	DL	6-2	220	R-Fr	Lemont, Ill. (Lemont)
48	Michael Jarosz	LB	6-1	245	R-So	Wheaton, Ill. (Wheaton North)
49	Grant Edwards	DL	6-1	245	R-So	Springfield, Ill. (Sacred Heart Griffin)
50	Luke Wagner	DL	6-4	230	So	Washington, Pa. (Santa Barbara City College)
51	Payton Orth	LB	5-11	220	So	Frankfort, Ill. (Lincoln-Way East)
52	Jamari Johnson	DL	6-4	250	R-Fr	Chicago, Ill. (De La Salle Institute)
53	Stone Galloway	K	5-11	210	Jr	Collinsville, Ill. (Althoff Catholic)
54	Drake Van Hyfte	DL	6-4	270	So	Anawau, Ill. (Anawau-Wethersfield)
55	Terrance Shaw	OL	6-3	300	Jr	Clearwater, Fla. (Coffeyville CC)
56	Tre'jon Lewis	DL	6-4	275	R-So	Manor, Texas (Texas Tech Univ.)
57	Terence Simon Jr	DL	6-1	275	Jr	Inglewood, Calif. (Cerritos College)
58	Anthony Imperio	OL	6-4	300	Jr	Auburn, Ala. (Auburn)
59	Alex Parades	OL	6-1	325	R-So	Bolingbrook, Ill. (Independence CC)
61	Jonathan Arellano	OL	6-3	300	So	Lancaster, Calif. (College of the Canyons)
62	Michael McNicholas	OL	6-4	315	R-So	Lombard, Ill. (Kent State Univ.)
63	Cody Green	K/P	5-11	170	Fr	Little Elm, Texas (Lone Star)
65	Carson Fichtel	OL	6-3	300	Fr	Heath, Texas (Rockwall-Heath)
66	Jack Valente	OL/LS	6-4	310	So	Batavia, Ill. (Batavia)
67	Chad Strickland	OL	6-5	295	Jr	Salem, Ala. (Smiths Station)
69	Brett Galetti	DB/LS	6-1	220	R-Fr	Frankfort, Ill. (Lincoln Way East)
70	JJ Johnson	OL	6-4	360	R-Fr	Westerville, Ohio (Westerville Central)
71	Brody Rankin	OL	6-3	310	Fr	Charleston, Ill. (Charleston)
72	Elkhanan Tanelus	OL	6-2	335	Jr	Naples, Fla. (Barron Collier)
74	Haven Hatfield	OL	6-3	250	Fr	Tuscola, Ill. (Tuscola)
75	Matthew Bean	OL	6-6	265	R-Fr	Lima, Ohio (Shanwee)
76	Bryce Burnett	OL	6-4	270	Fr	Danville, Ill. (Westville)
77	Ivan Gleyzer	OL	6-4	290	Jr	Lincolnshire, Ill. (Stevenson)
78	Max Stineman	OL	6-4	325	So	Ewa, Haw. (Allan Hancock College)
79	Rasheed Anderson	OL	6-5	360	Fr	Oak Park, Ill. (Fenwick)
80	Jay Vallie	TE	6-3	255	Gr	Grand Blanc, Mich. (Univ. of Dayton)
81	Jaxson Isaac	TE	6-6	230	So	Regina, Saskatchewan (College of DuPage)
81	Jordyn Turner	WR	6-5	230	R-Fr	Bothell, Wash. (Weber State Univ.)
82	Justin Bowick	WR	6-5	185	Fr	Powder Springs, Ga. (Pace Academy)
83	Joe McNab	TE	6-6	215	Fr	Madison Heights, Mich. (Lampshire)
84	Cam Thompson	WR	6-0	185	R-Fr	Boardman, Ohio (Boardman)
85	Josh St. Preux	WR	5-11	190	R-Fr	Chicago, Ill. (Chicago Ag & Sciences)
86	Lazerick Eatman	WR	5-10	180	Jr	Willow Brook, Ill. (College of DuPage)
87	Alex Ginnever	TE	6-5	225	Fr	Wentzville, Mo. (Holt)
88	DeAirious Smith	WR	5-11	180	So	Lexington, Ky. (Lexington Christian Academy)
89	Daniel Luoma	TE / K	6-2	225	So	Porvoo, Finland (Porvoo)
90	Michael Young Jr.	LB	6-0	240	So	Warren, Mich. (De La Salle Collegiate)
91	Jordan Miles	LB	6-2	240	So	Indianapolis, Ind. (Decatur Central)
92	Colby Smith	DL	6-0	290	So	Dunnellon, Fla. (Dodge City CC)
93	Cameron Leach	DL	6-1	295	Jr	Chicago, Ill. (Nazareth Academy)
94	Alton Jefferson	DL	6-0	285	So	Louisville, Ky. (Trinity)
95	Cole Silzer	DL	6-3	250	Fr	Lockport, Ill. (Lockport Township)
96	Cody Silzer	DL	6-3	250	Fr	Lockport, Ill. (Lockport Township)
97	Tim Varga	DL	6-3	255	Jr	Elk Grove Village, Ill. (Elk Grove Village)
98	Connor Corrigan	LB	6-3	250	So	Naperville, Ill. (Naperville North)
99	Jaron Hacha	DL	5-11	305	So	Frankfort, Ill. (Lincoln-Way East)

ALPHABETICAL ROSTER

No.	Name	Pos.	Yr.
2	Mark Aitken	DB	R-So.
79	Rasheed Anderson	DL	Fr.
46	Ameer Aqel	DL	R-So.
61	Jonathan Arellano	OL	So.
12	Ira Armstead II	QB	So.
6	Joel Barrows	DL	R-So.
75	Matthew Bean	OL	R-So.
3	Jaelin Benefield	RB	R-Fr.
9	Elijah Benoit	DB	R-Sr.
45	Colin Bohanek	LB	So.
82	Justin Bowick	WR	Fr.
23	Logan Brown	LB	So.
76	Bryce Burnett	OL	Fr.
34	Nijhay Burt	SAF	Fr.
26	Tyler Clark	RB	So.
12	Nick Coates	DB	So.
16	Kevin Conway	QB	Fr.
2	DeWayne Cooks Jr	WR	R-Jr.
98	Connor Corrigan	LB	So.
3	Russell Dandy	DB	Sr.
0	Bryce Dewberry	DB	Sr.
22	Kaelin Drakeford	DB	So.
86	Lazerick Eatman	WR	Jr.
49	Grant Edwards	DL	R-So.
65	Carson Fichtel	OL	Fr.
20	MJ Flowers	RB	Fr.
69	Brett Galetti	DB/LS	R-Fr.
53	Stone Galloway	K	Jr.
27	Zay Gentry	DB	So.
87	Alex Ginnever	TE	Fr.
77	Ivan Gleyzer	OL	Jr.
39	Jason Gleyzer	TE	Fr.
63	Cody Green	K/P	Fr.
28	Brandon Guido	DB	R-So.
99	Jaron Hacha	DL	So.
7	Tyris Harvey	DB	So.
74	Haven Hatfield	OL	Fr.
7	Isaiah Hill	WR	R-Sr.
33	Nile Hill	WR	R-So.
58	Anthony Imperio	OL	Jr.
81	Jaxson Isaac	TE	So.
8	Foday Jalloh	LB	Jr.
48	Michael Jarosz	LB	R-So.
94	Alton Jefferson	DL	So.
52	Jamari Johnson	DL	R-Fr.
70	JJ Johnson	OL	R-Fr.
19	Justin Kowalak	QB	Fr.
93	Cameron Leach	DL	Jr.
36	Chauncey Lee	DB	R-Fr.
56	Tre'jon Lewis	DL	R-So.
35	Zeke Lewis	RB	R-Fr.
89	Daniel Luoma	TE / K	So.
11	Anthony Manaves	TE	R-So.
83	Joe McNab	TE	R-Fr.
62	Michael McNicholas	OL	R-So.
91	Jordan Miles	LB	So.
6	Jonah O'Brien	QB	R-So.
30	Diego Oliver	DB	Fr.
51	Payton Orth	LB	So.
37	William Orth	K	So.
11	Alex Oyawale	LB	Jr.
59	Alex Parades	OL	R-So.
21	Jay Pearson	RB	Fr.
1	Markenzy Pierre	RB	R-Sr.
14	Kirk Pinkston Jr.	WR	Jr.
47	Albert Pontrelli	DL	R-Fr.
9	Tim Pope	WR	Fr.
40	Phoenix Porter	LB	R-Fr.
71	Brody Rankin	OL	Fr.
5	Aaron Rice	WR	Fr.
4	Blake Ruffin	DB	So.
25	AJ Sanders	DB	R-Fr.
19	Shemar Savage	WR	So.
32	Ty Schultz	RB	Fr.
55	Terrance Shaw	OL	Jr.
13	Trey Shaw III	DB	R-Fr.
5	Anthony Shockey	LB	R-So.
0	Dom Shoffner	QB	Sr.
15	Will Shumpert	WR	R-So.
96	Cody Silzer	DL	Fr.
95	Cole Silzer	DL	Fr.
57	Terence Simon Jr	DL	Jr.
88	DeAirious Smith	WR	So.
92	Colby Smith	DL	So.
41	Mike Smith	DB	Fr.
78	Max Stineman	OL	So.
85	Josh St. Preux	WR	R-Fr.
44	Nick Stricker	TE	Jr.
67	Chad Strickland	OL	Jr.
72	Elkhanan Tanelus	OL	Jr.
4	Justin Thomas	WR	Sr.
84	Cam Thompson	WR	Fr.
43	Elijahaw Tolbert	LB	So.
81	Jordyn Turner	WR	R-Fr.
24	Collin Tyson	DB	R-Fr.
66	Jack Valente	OL/LS	So.
80	Jay Vallie	TE	Gr.
54	Drake Van Hyfte	DL	So.
97	Tim Varga	DL	Jr.
1	Jordan Vincent	DB	So.
50	Luke Wagner	DL	So.
8	Zach Weir	QB	R-Fr.
38	Trey Wilhoit III	P	So.
31	Chris Williams	DB	R-Fr.
14	Braylon Willis	DL	Jr.
13	Cooper Willman	WR	So.
42	Henry Woods Jr.	DB	So.
29	Kendi Young	RB	So.
90	Michael Young Jr.	LB	So.



Former Eastern Illinois player and assistant coach Chris Wilkerson was named the 26th head coach in program history in January 2022.

CHRIS WILKERSON

HEAD COACH

1ST SEASON (9TH OVERALL)

51-27 CAREER RECORD

0-0 at EASTERN ILLINOIS

Birthdate:

Hometown: Indianapolis, Ind.

College: Eastern Illinois, 1995 (Physical Education)

Family: Wife - Sharna

Children - Isabella, Peyton, Charlotte

Career Record

Year	School	Overall	Conf. (Finish)
2013	University of Chicago	6-4	1-2 (3rd)
2014	University of Chicago	8-1	3-0 (1st)
2015	University of Chicago	6-4	5-3 (4th-t)
2016	University of Chicago	4-6	4-4 (5th-t)
2017	University of Chicago	6-4	3-2 (2nd-t)
2018	University of Chicago	7-3	4-1 (2nd)
2019	University of Chicago	6-3	3-1 (2nd)
2020	University of Chicago	season canceled	
2021	University of Chicago	8-2	7-2 (3rd)

CAREER HIGHLIGHTS

- Prior to taking over at EIU, Wilkerson spent nine years (eight seasons) at the University of Chicago. He led UChicago to seven winning seasons, including an eight-win season in 2021.
- Prior to Chicago, Wilkerson was an assistant coach at San Jose State (2002-04) and Dartmouth (2005-12).
- While at San Jose State, in 2003 he was a nominee for the Broyles Award, given annually to the nation's top assistant coach.
- At Dartmouth, his broad range of responsibilities included defensive coordinator, special teams coordinator, running backs coach, linebackers coach and recruiting coordinator. The team was ranked in the top 10 nationally in a number of categories, including punt return average, blocked kicks, individual rushing average and fewest fumbles lost. His pass defense ranked 14th in the country in his debut season.
- His coaching start began at Eastern Illinois for Hall of Fame coach Bob Spoo (1995-2001). The Panthers reached the FCS Playoffs four times during that time period, and two two OVC Championships.
- When he was an EIU assistant coach, he guided the special teams unit in all seven years, and also had stints as the defensive coordinator, linebackers coach and defensive line coach.
- Wilkerson's wife Sharna played softball at Eastern Illinois.

ASSISTANT COACHES

Associate Head Coach/Special Team/WR's: Kyle Derickson
Alma Mater: Butler, 2003 (1st season)

Offensive Coordinator/Quarterbacks: Joe Davis
Alma Mater: Adrian College, 2002 (1st season)

Defensive Coordinators/Linebackers: Adam Gristick
Alma Mater: Eastern Illinois, 2015 (5th season)

Defensive Passing Game Coordinator: Clay Bignell
Alma Mater: Montana State, 2011 (1st season)

Defensive Backs: DJ Bland
Alma Mater: Eastern Illinois, 2014 (1st season)

Offensive Line: John Cannova
Alma Mater: North Central College, 2014 (1st season)

Outside Linebackers: Colin Geier
Alma Mater: Missouri, 2018 (1st season)

Defensive Line: Adam Morris
Alma Mater: Ball State, 2013 (1st season)

Running Backs: Tanner Pugh
Alma Mater: Northern Illinois, 2004 (1st season)

Tight Ends: Gunnard Twyner
Alma Mater: Western Illinois, 1996 (1st season)

Director of Operations: Caleb Selk
Alma Mater: Wheaton College, 2019 (1st season)

2021 TEAM STATISTICS

	<u>EIU</u>	<u>Opponent</u>				
SCORING	160	312				
Points Per Game	14.5	28.4				
FIRST DOWNS	175	206				
Rushing	58	102				
Passing	88	86				
Penalty	29	18				
RUSHING YARDAGE	998	1987				
Yards Gained Rushing	1328	2239				
Yards Lost Rushing	330	252				
Rushing Attempts	335	462				
Average Per Rush	3.0	4.3				
Average Per Game	90.7	180.6				
TDs Rushing	9	21				
PASSING YARDAGE	2143	1870				
Comp-Att-Int	189-397-17	153-261-4				
Average Per Pass	5.4	7.2				
Average Per Catch	11.3	12.2				
Average Per Game	194.8	170.0				
TDs Passing	8	14				
TOTAL OFFENSE	3141	3857				
Total Plays	732	723				
Average Per Play	4.3	5.3				
Average Per Game	285.5	350.6				
TIME OF POSSESSION/GAME	28:28	31:17				
3RD DOWN CONVERSIONS	40/163	55/149				
3rd-Down Pct.	25%	37%				
4TH DOWN CONVERSIONS	16/35	15/19				
4th-Down Pct.	46%	79%				
RED-ZONE SCORES	20-31 (65%)	28-36 (78%)				
RED-ZONE TOUCHDOWNS	15-31 (48%)	24-36 (67%)				
PAT-ATTEMPTS	14-15 (93%)	38-38 (100%)				
ATTENDANCE	17,763	92,904				
Games/Avg. Per Game	4/4,441	7/13,272				
Neutral Site Games		0/0				
SCORE BY QUARTERS	<u>1st</u>	<u>2nd</u>	<u>3rd</u>	<u>4th</u>	<u>OT</u>	<u>Total</u>
Eastern Illinois	29	61	24	46	-	160
Opponents	59	79	92	82	-	312

2021 INDIVIDUAL STATISTICS

RUSHING						
<u>Player</u>	<u>G</u>	<u>Att.</u>	<u>Yds.</u>	<u>Avg.</u>	<u>TD</u>	<u>Yds./G</u>
Harrison Bey-Buie	11	132	479	3.6	4	43.5
Jaelin Benefield	4	35	171	4.9	0	42.8
Markenzy Pierre	9	39	125	3.2	0	13.9
Kendi Young	8	23	79	3.4	0	9.9
Otto Kuhns	9	55	58	1.1	2	6.4
PASSING						
<u>Player</u>	<u>G</u>	<u>Comp.-Att.</u>	<u>Pct.</u>	<u>Yds.</u>	<u>TD/Int.</u>	<u>Avg.</u>
Otto Kuhns	9	93-200	46.5	1134	6/10	126.0
Chris Katrenick	6	64-130	49.2	623	1/3	103.8
Zach Weir	4	32-66	48.5	386	1/4	96.5
RECEIVING						
<u>Player</u>	<u>G</u>	<u>No.</u>	<u>Yds.</u>	<u>Avg.</u>	<u>TD</u>	<u>Yds./G</u>
Isaiah Hill	5	39	493	12.6	2	98.6
Arron Foulkes	11	24	297	12.4	1	27.0
Robbie Lofton	9	18	172	9.6	2	19.1
Tyler Ringwood	7	15	199	13.3	0	28.4
DeAirious Smith	9	14	209	14.9	3	23.2
SCORING						
<u>Player</u>	<u>G</u>	<u>TD</u>	<u>Xpt.</u>	<u>FG</u>	<u>Pts.</u>	<u>Pts./G</u>
Stone Galloway	11	-	14-15	8-13	38	3.5
Harrison Bey-Buie	11	4	-	-	24	2.2
DaAirious Smith	9	4	-	-	24	2.7
Isaiah Hill	5	3	-	-	18	3.6
TACKLES						
<u>Player</u>	<u>G</u>	<u>Solo</u>	<u>Asst.</u>	<u>Total</u>	<u>TFL</u>	<u>Sacks</u>
Jason Johnson	11	63	48	111	8.0	0.5
Colin Bohanek	11	44	45	89	11.0	3.5
Jordan Vincent	11	46	14	60	5.0	0
Tim Varga	11	28	18	46	6.0	4.0
Kaelin Drakeford	11	26	15	41	2.5	1.0
INTERCEPTIONS						
<u>Player</u>	<u>G</u>	<u>No.</u>	<u>Yds.</u>	<u>Avg.</u>	<u>TD</u>	<u>PBU</u>
Russell Dandy	10	2	0	0.0	0	1
Kaelin Drakeford	11	1	0	0.0	0	3
Tyris Harvey	11	1	29	29.0	1	6

Returning Players in Bold



2021 SCHEDULE AND RESULTS

<u>Date</u>	<u>Opponent</u>	<u>Result</u>	<u>Attendance</u>
8/28	at Indiana State	L, 21-26	5,540
9/4	at South Carolina	L, 0-46	64,868
9/11	at Dayton	L, 10-17	2,008
9/18	Illinois State	L, 24-31	6,424
9/25	at Tennessee Tech*	W, 28-14	3,125
10/2	at Murray State #	L, 6-22	9,502
10/16	#16 UT Martin*	L, 17-28	3,189
10/23	Tennessee State*	L, 0-28	6,300
10/30	at Southeast Missouri*	L, 15-38	3,773
11/6	at Austin Peay*	L, 26-42	4,088
11/20	Murray State*	L, 13-20	1,850

* Ohio Valley Conference Game

- Does Not Count in OVC Standings

Home Games in Bold

TEAM RECORDS

INDIVIDUAL RUSHING

Most Attempts

Game: 48 - Willie High vs. Northern Iowa (1993)
 Season: 314 - Willie High (1995)
 Career: 930 - Poke Cobb (1976-79)

Most Yards

Game: 308 - J.R. Taylor vs. Florida Atlantic (2002)
 Season: 1,609 - Poke Cobb (1979)
 Career: 5,042 - Poke Cobb (1976-79)

INDIVIDUAL PASSING

Most Attempts

Game: 61 - Jimmy Garoppolo vs. Illinois St. (2012)
 Season: 568 - Jimmy Garoppolo (2013)
 Career: 1,668 - Jimmy Garoppolo (2010-13)

Most Completions

Game: 40 - Sean Payton vs. Saginaw Valley (1985)
 Season: 375 - Jimmy Garoppolo (2013)
 Career: 1,047 - Jimmy Garoppolo (2010-13)

Most Yards

Game: 509 - Sean Payton vs. Saginaw Valley (1985)
 Season: 5,050 - Jimmy Garoppolo (2013)
 Career: 13,156 - Jimmy Garoppolo (2010-13)

INDIVIDUAL RECEIVING

Most Receptions

Game: 21 - Erik Lora vs. Murray State (2012)
 Season: 136 - Erik Lora (2012) (*NCAA Record*)
 Career: 332 - Erik Lora (2009-10, 12-13)

Most Receiving Yards

Game: 269 - Erik Lora vs. Murray State (2012)
 Season: 1,664 - Erik Lora (2012)
 Career: 4,006 - Erik Lora (2009-10, 12-13)



Former Panther quarterback Sean Payton (who still holds numerous EIU passing records) led the New Orleans Saints to the Super Bowl XLIV title in Feb. 2010.

YEAR-BY-YEAR RESULTS

YEAR	ALL	OVC	COACH	YEAR	ALL	OVC	COACH
1899	0-2	--	Otis Caldwell	1961	4-3-1	--	Ralph Kohl
1900	3-3	--	Otis Caldwell	1962	1-7	--	Ralph Kohl
1901	6-0-3	--	Otis Caldwell	1963	2-7	--	Ralph Kohl
1902	2-4	--	T. Smallwood	1964	3-6	--	Ralph Kohl
1903	5-2-2	--	Thomas Briggs	1965	3-5	--	Clyde Biggers
1904	6-1-1	--	Joseph Brown	1966	1-6-1	--	Clyde Biggers
1905	1-6-1	--	Joseph Brown	1967	2-6-1	--	Clyde Biggers
1906	2-1-1	--	Joseph Brown	1968	4-5	--	Clyde Biggers
1907	3-1-3	--	Joseph Brown	1969	2-7	--	Clyde Biggers
1908	6-2-1	--	Joseph Brown	1970	2-8	--	Clyde Biggers
1909	0-3	--	Joseph Brown	1971	4-6	--	Clyde Biggers
1910	2-3-1	--	Harold Railsback	1972	1-9	--	Jack Dean
1911	4-2	--	Charles Lantz	1973	2-9	--	Jack Dean
1912	6-1	--	Charles Lantz	1974	3-6-1	--	Jack Dean
1913	6-2	--	Charles Lantz	1975	3-5-2	--	J. Konstantinos
1914	8-0-1	--	Charles Lantz	1976	5-6	--	J. Konstantinos
1915	2-2-1	--	Charles Lantz	1977	1-10	--	J. Konstantinos
1916	4-3	--	Charles Lantz	1978	12-2	--	Darrell Mudra
1917	4-1-1	--	Charles Lantz	1979	7-4	--	Darrell Mudra
1918	No games played			1980	11-3	--	Darrell Mudra
1919	3-5-1	--	Charles Lantz	1981	6-5	--	Darrell Mudra
1920	2-3-0	--	Charles Lantz	1982	11-1-1	--	Darrell Mudra
1921	2-5-1	--	Charles Lantz	1983	9-3	--	Al Molde
1922	4-0-2	--	Charles Lantz	1984	6-5	--	Al Molde
1923	4-2-2	--	Charles Lantz	1985	6-5	--	Al Molde
1924	6-2	--	Charles Lantz	1986	11-2	--	Al Molde
1925	4-3-1	--	Charles Lantz	1987	5-6	--	Bob Spoo
1926	3-5-1	--	Charles Lantz	1988	5-6	--	Bob Spoo
1927	5-2	--	Charles Lantz	1989	9-4	--	Bob Spoo
1928	7-0-1	--	Charles Lantz	1990	5-6	--	Bob Spoo
1929	6-1	--	Charles Lantz	1991	4-7	--	Bob Spoo
1930	6-1-1	--	Charles Lantz	1992	5-6	--	Bob Spoo
1931	3-4	--	Charles Lantz	1993	3-7-1	--	Bob Spoo
1932	1-7	--	Charles Lantz	1994	6-5	--	Bob Spoo
1933	1-8	--	Charles Lantz	1995	10-2	--	Bob Spoo
1934	3-4	--	Charles Lantz	1996	8-4	6-2	Bob Spoo
1935	1-7	--	Winfield Angus	1997	8-3	5-2	Bob Spoo
1936	4-4	--	Gilbert Carson	1998	6-5	4-3	Bob Spoo
1937	3-4-1	--	Gilbert Carson	1999	2-10	2-5	Bob Spoo
1938	5-3	--	Harold Ave	2000	8-4	6-1	Bob Spoo
1939	4-3-1	--	Gilbert Carson	2001	9-2	6-0	Bob Spoo
1940	6-1-1	--	Gilbert Carson	2002	8-4	5-1	Bob Spoo
1941	0-7	--	Gilbert Carson	2003	4-8	3-5	Bob Spoo
1942	1-6	--	Clayton Miller	2004	5-6	4-4	Bob Spoo
1943	No games played			2005	9-3	8-0	Bob Spoo
1944	1-3	--	Charles Lantz	2006	8-5	7-1	Mark Hutson (Acting)
1945	2-3-2	--	James Goff	2007	8-4	7-1	Bob Spoo
1946	2-6	--	Maynard O'Brien	2008	5-7	3-5	Bob Spoo
1947	2-6	--	Maynard O'Brien	2009	8-4	6-2	Bob Spoo
1948	7-3	--	Maynard O'Brien	2010	2-9	2-6	Bob Spoo
1949	3-5	--	Maynard O'Brien	2011	2-9	1-7	Bob Spoo
1950	5-3	--	Maynard O'Brien	2012	7-5	6-1	Dino Babers
1951	4-2-2	--	Rex Darling	2013	12-2	8-0	Dino Babers
1952	2-7	--	Maynard O'Brien	2014	5-7	5-3	Kim Dameron
1953	1-8	--	Maynard O'Brien	2015	7-5	7-1	Kim Dameron
1954	2-6-1	--	Maynard O'Brien	2016	6-5	4-4	Kim Dameron
1955	3-6	--	Maynard O'Brien	2017	6-5	5-3	Kim Dameron
1956	2-7	--	Keith Smith	2018	3-8	3-5	Kim Dameron
1957	0-8	--	Ralph Kohl	2019	1-11	1-7	Adam Cushing
1958	2-6	--	Ralph Kohl	2020	1-5	1-5	Adam Cushing
1959	2-6-1	--	Ralph Kohl	2021	1-10	1-5	Adam Cushing
1960	2-7	--	Ralph Kohl				

OVC Championships (7)

2001, 2002*, 2005, 2006*, 2009, 2012, 2013

* Co Champions

NCAA FCS Playoff Appearances (16)

1982, 1983, 1986, 1989, 1995, 1996, 2000, 2001, 2002, 2005, 2006, 2007, 2009, 2012, 2013, 2015

ALL-TIME COACHES

Coach	Years	Overall Record	OVC Record	OVC Titles	Playoff Appearances
Otis Caldwell	1899-01	9-5-3 (.618)	-	-	-
Thornton Smallwood	1902	2-4 (.333)	-	-	-
Thomas Briggs	1903	5-2-2 (.666)	-	-	-
Joseph Brown	1904-09	18-14-7 (.551)	-	-	-
Harold Railsback	1910	2-3-1 (.420)	-	-	-
Charles Lantz	1911-34, 44	96-65-13 (.589)	-	-	-
Winfield Angus	1935	1-7 (.125)	-	-	-
Gilbert Carson	1936-37, 39-41	17-19-3 (.474)	-	-	-
Harold Ave	1938	5-3 (.625)	-	-	-
Clayton Miller	1942	1-6 (.143)	-	-	-
James Goff	1945	2-3-2 (.429)	-	-	-
Maynard O'Brien	1946-50, 52-55	27-50-1 (.353)	-	-	-
Rex Darling	1951	4-2-2 (.625)	-	-	-
Keith Smith	1956	2-7 (.222)	-	-	-
Ralph Kohl	1957-64	17-49-2 (.265)	-	-	-
Clyde Biggers	1965-71	18-43-2 (.302)	-	-	-
Jack Dean	1972-74	6-24-1 (.210)	-	-	-
John Konstantinos	1975-77	9-21-2 (.313)	-	-	-
Darrell Mudra	1978-82	47-15-1 (.754)	-	-	3
Al Molde	1983-86	32-15 (.681)	-	-	2
Bob Spoo	1987-05, 07-11	144-131-1 (.524)	68-44 (.607)	4	9
Mark Hutson (Acting HC)	2006	8-5 (.615)	7-1 (.875)	1	1
Dino Babers	2012-13	19-7 (.731)	14-1 (.933)	2	2
Kim Dameron	2014-18	27-30 (.474)	24-16 (.600)	0	1
Adam Cushing	2018-21	3-26 (.103)	3-17 (.150)	0	0



Hunter Stadium (6,000) - Opened in 1976



Dr. John Porter
President



Jason Coomer
Athletics Director



Blake Bunton
Football Contact



Jed Stugart
Head Coach

2022 SCHEDULE

Sept. 10	at Houston Baptist (ESPN+)	6:00 p.m.
	<i>First meeting</i>	
Sept. 17	Keiser University (ESPN+)	6:00 p.m.
	<i>First meeting</i>	
Sept. 24	at UT Martin* (ESPN+)	6:00 p.m.
	<i>First meeting</i>	
Oct. 1	Southeast Missouri* (ESPN+)	1:00 p.m.
	<i>First meeting</i>	
Oct. 8	at Central Arkansas	4:00 p.m.
	<i>First meeting</i>	
Oct. 15	at Eastern Illinois # (ESPN+)	2:00 p.m.
	<i>First meeting</i>	
Oct. 22	Murray State* (HC) (ESPN+)	1:00 p.m.
	<i>First meeting</i>	
Oct. 29	William Jewell (ESPN+)	1:00 p.m.
	<i>Lindenwood leads 10-7; Last Meeting: LU won 53-10 (10/30/21)</i>	
Nov. 5	at Tennessee Tech* (ESPN+)	1:30 p.m.
	<i>First meeting</i>	
Nov. 12	McKendree (ESPN+)	1:00 p.m.
	<i>Lindenwood leads 3-1; Last Meeting: LU won 45-30 (11/13/21)</i>	

* Denotes Ohio Valley Conference Matchup
 # - Does Not Count in OVC Standings
Home Games in Bold HC - Homecoming
 All Times Central and Subject to Change

QUICK FACTS

Basic Information

Location: St. Charles, Mo.
 Enrollment: 3,752
 Founded: 1827
 Nickname: Lions
 Colors: Black and Gold
 President: Dr. John Porter
 Athletic Director: Jason Coomer
 Stadium (Capacity): Hunter Stadium (6,000)
 Surface: EnviroTurf
 Twitter: @LU_Lions, @LindenwoodFB

Media Relations

Football Contact: Blake Bunton
 Office Phone: 636-627-4330
 Cell Phone: 314-607-7616
 Fax:
 Email: bbunton@lindenwood.edu
 Web site: www.LindenwoodLions.com
 Press Box Phone:

Team Information

Offense:
 Defense:
 Lettermen Returning/Lost:
 Offensive Starters Returning:
 Defensive Starters Returning:
 Specialist Starters Returning:
 2021 Record/OVC Record (Finish): 9-3/7-0 (1st)
 Postseason: Division II Playoffs 1st Round

All-Time Record/OVC Record: 171-172-2 (.499)/0-0
 Joined OVC: 2022
 OVC Championships (Last): 0
 NCAA FCS Playoff Appearances (Last): 0

PLAYERS TO WATCH



CADE BRISTER

Senior • Quarterback
6-0 • 220 • O'Fallon, Mo.

Preseason All-OVC ... Was limited to seven games last season with an injury; still passed for 1,572 yards and 10 touchdowns and ran for seven additional scores ... Already owns schools records for attempts and completions in a game, season and career, and has yardage record for game and season (and closing in on career record) ... Was an All-American and Harlon Hill Award Finalist in 2019 when he passed for 3,779 yards and 39 touchdowns while also rushing for 552 yards and seven touchdowns ... Helped Lindenwood rank eighth nationally in offense ... Started 11 games as a redshirt freshman in 2018, passing for 2433 yards and 21 touchdowns and rushing for 549 yards and six touchdowns ... Was Missouri High School Player of the Year in 2016, and the 5A Offensive Player of the Year, leading his team to state championship game.



KAI ROSS

Senior • Defensive Back
6-2 • 205 • Huntington Beach, Calif.

Preseason All-OVC ... In 2021 was third on the team with 64 tackles while ranking first on the squad with six interceptions ... Also added a forced fumble and two fumble recoveries ... Was a member of the team in 2020 when the season was canceled due to the pandemic ... Prior to that competed at Saddleback College ... Attended high school at Huntington Beach.

TEAM NOTES

- Lindenwood begins its move to Division I in 2022. The reclassification process is a four-year period where the team can win the OVC Championship, but cannot participate in the FCS Playoffs. The team will first be eligible for the Playoffs in 2026.
- Lindenwood began its football program in 1990 as a NAIA Independent. While in the NAIA the team was a member of the Mid-States Football Association (1994-95) and the Heart of America Athletic Conference (1996-2010) before jumping to NCAA Division II. After a year as an independent, LU was in the Mid-America Intercollegiate Athletics Association (2012-18) before joining the Great Lakes Valley Conference (2019-21).
- Lindenwood has made six NAIA Playoff appearances (1998, 2004, 2007, 2008, 2009 and 2010) and two Division II Playoff appearances (2019, 2021). In 2008 the team reached the NAIA semifinals, and the following year reached the Championship Game, falling to Sioux Falls.



OHIO VALLEY CONFERENCE



NUMERICAL ROSTER

No.	Name	Pos.	Ht.	Wt.	Yr.	Hometown (Last School)
0	Jayden Littlejohn	DB	5-8	170	Fr.	St. Louis, Mo. (Parkway Central)
1	Kobe Smith	WR	6-2	175	Sr.	Compton, Calif. (San Diego State)
2	Cole Dugger	QB	6-1	180	So.	Owasso, Okla. (Owasso)
3	Darion Bolden	DB	5-9	185	Sr.	St. Louis, Mo. (South Dakota)
4	Cade Brister	QB	6-0	220	Sr.	O'Fallon, Mo. (Fort Zumwalt North)
5	Dominique Thornhill	LB	5-10	220	Sr.	St. Louis, Mo. (Fort Zumwalt East)
6	Carter Davis	QB	6-1	175	Fr.	Eureka, Mo. (Eureka)
7	Lloyd Lockett	DB	5-9	200	Sr.	Platte City, Mo. (Platte County)
8	Moses Ale	DL	6-2	255	Jr.	Carson, Calif. (Golden West College)
10	Spencer Redd	WR	5-9	175	Jr.	Springfield, Ill. (Sacred Heart-Griffin)
11	Mann McGruder	DB	5-10	205	Jr.	St. Louis, Mo. (Ritenour)
12	Jalen Bethany	WR	5-10	160	So.	St. Louis, Mo. (Southeast Missouri State)
13	Dom McManus	WR	6-0	210	Jr.	San Diego, Calif. (San Diego Mesa College)
14	Sammy Muniz	DB	6-0	175	Sr.	Tucson, Ariz. (San Diego Mesa College)
15	Jayden Patrick	DB	5-11	175	Fr.	Broken Arrow, Okla. (Jenks)
16	Jordan Lawrence	DL	6-3	250	So.	Bloomington, Ill. (Indiana State)
17	Payton Rose	WR	5-11	180	Sr.	Cumberland, Wis. (Cumberland)
18	Chase Lanckriet	TE	6-4	235	Jr.	Windsor, Colo. (Northern Colorado)
19	Jeff Caldwell	WR	6-4	185	Fr.	Louisville, Ky. (Butler)
20	Robert Giaimo	RB	5-8	190	So.	Bartlett, Tenn. (Bartlett)
21	Kai Ross	DB	6-2	205	Sr.	Huntington Beach, Calif. (Saddleback College)
22	Andrew Martin	RB	5-8	175	Jr.	Holden, Mo. (Holden)
23	Jimmie Foreman				So.	Beech Island, S.C. (Kentucky State)
24	Wesley Hines	DB	6-1	205	Jr.	Lake Saint Louis, Mo. (Liberty)
25	Travarius Ranson	LB	6-0	225	So.	Sikeston, Mo. (Sikeston)
26	Jayce Conklin	DB	6-0	200	Jr.	Lincoln, Neb. (Lincoln Southwest)
28	Justin Williams	RB	5-8	180	Jr.	St. Louis, Mo. (Lindenwood-Belleville)
29	Donovan Marshall	RB	5-11	190	Sr.	St. Louis, Mo. (Arkansas State University)
30	Darius Ragland	DB	6-0	185	Fr.	Carbondale, Ill. (Carbondale)
31	Matt Barnett	LB	-	-	So.	Cedar Rapids, Iowa (South Dakota State)
32	Clark Whitaker	LB	5-11	200	Jr.	Dallas, Texas (Hebron)
34	Emaud Triplett	LB	5-11	210	Fr.	Owasso, Okla. (Owasso)
35	Sterlin Williams	DL	6-3	220	Jr.	Zephyrhills, Fla. (Lindenwood-Belleville)
36	Chase Giorgi	LB	5-9	195	Jr.	St. Louis, Mo. (Oakville)
37	Dominique Lyons	DB	6-0	165	Fr.	Kansas City, Mo. (Staley)
38	Jaden Savage	DB	5-10	200	Fr.	Chicago Heights, Ill. (Bloom Township)
39	Brett Hiatt	DB	6-2	195	So.	Wentzville, Mo. (Indiana State)
40	Tyrone Griffin	LB	6-4	225	So.	Brownsburg, Ind. (Indiana State)
42	Luke Desherow	DL	6-5	235	Fr.	Mt. Prospect, Ill. (Grand Valley State)
43	Logan Seibert	K	5-10	190	So.	Belleville, Ill. (Belleville West)
44	David Whittemore	LB	6-2	235	Fr.	Indianapolis, Ind. (Indiana State)
45	Gus Hetzel	DB	5-11	195	Fr.	Weldon Spring, Mo. (Francis Howell)
46	Frank Caldwell	DL	6-0	245	So.	Louisville, Ky. (Butler Traditional)
47	Jack McCormick	DB	6-0	185	Fr.	Dardenne Prairie, Mo. (Ellsworth Community College)
48	Alex Scharf	TE	6-3	260	Sr.	Decatur, Ill. (Mount Zion)
49	Jackson Hetzel	LB	6-3	210	Fr.	Weldon Spring, Mo. (Francis Howell)
50	Anthony Tocchini	OL	6-4	260	Fr.	Denver, Colo. (New Mexico State)
51	Connor Mazzotta	OL	5-11	255	Sr.	Murrietta, Calif. (Mt. San Jacinto College)
52	Asa Baker	OL	6-1	290	Jr.	Kimberling City, Mo. (Reeds Spring)
53	Branden Stearman	LB	6-0	230	Fr.	Louisville, Ky. (Trinity)
54	Nelson Pipes				Fr.	
55	Aaron Kness	LB	6-0	225	Fr.	Greeley, Colo. (Northridge)
56	Dylan Petti	DL	6-3	315	Sr.	Riverside, Calif. (Sacramento State University)
57	Sean Owens				Jr.	
58	Brenden Dye	LB	6-1	205	Fr.	Owasso, Okla. (Owasso)
59	Kevin Re	LB	5-11	235	Fr.	St. Louis, Mo. 9Chaminade)
63	Jack Buford				So.	St. Louis, Mo. (University of Arizona)
64	Alex Solak	OL	6-1	325	So.	Menasha, Wis. (Menasha)
65	AJ Gonzalez	OL	6-6	375	Fr.	Fairfield, Ill. (Fairfield Community)
66	Anthony Enlow	OL	6-3	345	Fr.	Vandalia, Ill. (Vandalia)
68	Joe Becker	OL	6-4	320	So.	Hillsboro, Mo. (Hillsboro)
71	Jacob Swihart	OL	6-2	325	So.	Ballwin, Mo. (Parkway West)
74	Ethan Johnson	OL	6-3	275	So.	Normal, Ill. (Normal Community)
76	John Wilson	OL	6-4	275	Fr.	St. Charles, Mo. (St. Charles West)
77	Blake Rogenhofer	OL	6-3	290	Sr.	Overland, Mo. (Ritenour)
78	Gareth Warren	OL	6-5	310	So.	Kailua Kona, Hawaii (Kealakehe)
79	Addison Darcy				So.	State College, Pa. (Lackawanna College)
80	Jaden Kohls	WR	5-11	170	Jr.	Omaha, Neb. (Iowa Western)
82	Caleb Urwiller	WR	6-1	180	Sr.	Greeley, Colo. (Western State Colorado University)
83	Luis Ramos	TE	6-3	235	So.	Mexico City, Mexico (Sierra Nevada)
84	Abraham Haerr	TE	6-4	200	Fr.	Taylor, Mo. (Palmyra)
85	Jared Farney	DL	6-2	180	Fr.	Eureka, Ill. (Eureka)
86	Darrin Fugitt	TE	6-2	210	Fr.	Bolivar, Mo. (Bolivar)
87	Lucas Allen	TE	6-4	210	Fr.	Arnold, Mo. (Fox)
88	Aiden Jones	WR	-	-	So.	Belleville, Ill. (Texas Southern)
89	Tyus Hanson	TE	6-3	220	So.	Sioux Falls, S.D. (Washington)
90	Riley Ripper	K	5-11	215	Sr.	East Alton, Ill. (Minnesota State)
91	Kobe McClendon	DL	6-1	270	Fr.	St. Louis, Mo. (St. Mary's)
92	Dayle Palmer	DL	-	-	Jr.	Lakeland, Fla. (Florida A&M)
93	Cruz Masten	DL	5-11	270	Fr.	Centennial, Colo. (Valor Christian)
94	Darion Mullins	DL	6-2	280	So.	St. Louis, Mo. (SLUH)
95	Adel Mountassir	DL	6-3	250	Fr.	St. Charles, Mo. (Francis Howell North)
96	Justin Aletor				Fr.	Avondale, Ariz. (Utah State)
97	Donnie Wingate	DL	-	-	Fr.	Choctaw, Okla. (Oklahoma State)
98	Devan Tursini-White	DL	-	-	Jr.	Mesa, Ariz. (Santa Barbara City)
99	Tayvian Weary	DL	5-10	270	Sr.	St. Louis, Mo. (Vianney)
	John Anthony	DB	-	-	Fr.	Venice, Fla. (Venice)
	Tre Bell	DB	6-2	175	Fr.	Ballwin, Mo. (Parkway West)
	Jack Berry	LS	-	-	Fr.	Weldon Spring, Mo. (Francis Howell)
	Mason Brown	QB	6-3	205	Fr.	Fenton, Mo. (Rockwood Summit)
	Brayden Darrell	DL	6-2	230	Fr.	Bixby, Okla. (Bixby)
	Maika Finau	DL	-	-	Fr.	Makawao, Hawaii (Summit)
	Ty Johnson	OL	6-5	280	Fr.	Apple Valley, Calif. (Apple Valley)
	Drew Krobath	WR	6-2	185	Fr.	Fenton, Mo. (Rockwood Summit)
	Colin Krzeczkowski	OL	6-5	270	Fr.	Lockport, Ill. (Lockport Township)
	Arthur Liebau				Fr.	Mequon, Wis. (Homestead)
	Hunter Neely	LB	6-1	220	Fr.	Celina, Texas (Celina)
	Nolan O'Hara	LB	6-0	205	Fr.	Coatesville, Pa. (Coatesville Area)
	Jared Rhodes	RB	6-0	200	Fr.	St. Louis, Mo. (Ladue)
	Will Stemler	LB	6-2	220	Fr.	Sierra Vista, Ariz. (Buena)
	Khalid Stewart	DB	5-11	180	Fr.	St. Louis, Mo. (DeSmet)
	Ronnie Thomas Jr.	WR	6-0	190	Fr.	Owasso, Okla. (Owasso)

ALPHABETICAL ROSTER

No.	Name	Pos.	Yr.
8	Moses Ale	DL	Jr.
96	Justin Aletor	TE	Fr.
87	Lucas Allen	TE	Fr.
	John Anthony	DB	
52	Asa Baker	OL	Jr.
31	Matt Barnett	LB	So.
68	Joe Becker	OL	So.
	Tre Bell	DB	
	Jack Berry	LS	
12	Jalen Bethany	WR	So.
3	Darion Bolden	DB	Sr.
4	Cade Brister	QB	Sr.
	Mason Brown	QB	
63	Jack Buford		So.
46	Frank Caldwell	DL	So.
19	Jeff Caldwell	WR	Fr.
26	Jayce Conklin	DB	Fr.
79	Addison Darcy		Jr.
	Brayden Darrell	DL	
6	Carter Davis	QB	Fr.
42	Luke Desherow	DL	Fr.
2	Cole Dugger	QB	So.
58	Brenden Dye	LB	Fr.
66	Anthony Enlow	OL	Fr.
85	Jared Farney	DL	Fr.
	Maika Finau	DL	
23	Jimmie Foreman		So.
86	Darrin Fugitt	TE	Fr.
20	Robert Giaimo	RB	So.
36	Chase Giorgi	LB	Jr.
65	AJ Gonzalez	OL	Fr.
40	Tyrone Griffin	LB	So.
84	Abraham Haerr	TE	Fr.
89	Tyus Hanson	TE	So.
45	Gus Hetzel	DB	Fr.
49	Jackson Hetzel	LB	Fr.
39	Brett Hiatt	DB	So.
24	Wesley Hines	DB	Jr.
74	Ethan Johnson	OL	So.
	Ty Johnson	OL	
88	Aiden Jones	WR	So.
55	Aaron Kness	LB	Fr.
80	Jaden Kohls	WR	Jr.
	Drew Krobath	WR	
	Colin Krzeczkowski	OL	
18	Chase Lanckriet	TE	Jr.
16	Jordan Lawrence	DL	So.
	Arthur Liebau		
0	Jayden Littlejohn	DB	Fr.
7	Lloyd Lockett	DB	Fr.
37	Dominique Lyons	DB	Fr.
29	Donovan Marshall	RB	Sr.
22	Andrew Martin	RB	Jr.
93	Cruz Masten	DL	Fr.
51	Connor Mazzotta	OL	Sr.
91	Kobe McClendon	DL	Fr.
47	Jack McCormick	DB	Fr.
11	Mann McGruder	DB	Jr.
13	Dom McManus	WR	Jr.
95	Adel Mountassir	DL	Fr.
94	Darion Mullins	DL	So.
14	Sammy Muniz	DB	Sr.
	Hunter Neely	LB	
	Nolan O'Hara	LB	
57	Sean Owens		Jr.
92	Dayle Palmer	DL	Jr.
15	Jayden Patrick	DB	Fr.
56	Dylan Petti	DL	Sr.
54	Nelson Pipes		Fr.
30	Darius Ragland	DB	Fr.
83	Luis Ramos	TE	So.
25	Travarius Ranson	LB	So.
59	Kevin Re	LB	Fr.
10	Spencer Redd	WR	Jr.
	Jared Rhodes	RB	
90	Riley Ripper	K	Sr.
77	Blake Rogenhofer	OL	Sr.
17	Payton Rose	WR	Sr.
21	Kai Ross	DB	Sr.
38	Jaden Savage	DB	Fr.
48	Alex Scharf	TE	Sr.
43	Logan Seibert	K	So.
1	Kobe Smith	WR	Sr.
64	Alex Solak	OL	So.
53	Branden Stearman	LB	Fr.
	Will Stemler	LB	
	Khalid Stewart	DB	
71	Jacob Swihart	OL	So.
	Ronnie Thomas Jr.	WR	
5	Dominique Thornhill	LB	Sr.
50	Anthony Tocchini	OL	Fr.
34	Emaud Triplett	LB	Fr.
98	Devan Tursini-White	DL	Jr.
82	Caleb Urwiller	WR	Sr.
78	Gareth Warren	OL	So.
99	Tayvian Weary	DL	Sr.
32	Clark Whitaker	LB	Jr.
44	David Whittemore	LB	Fr.
28	Justin Williams	RB	Jr.
35	Sterlin Williams	DL	Jr.
76	John Wilson	OL	Fr.
97	Donnie Wingate	DL	Fr.



Jed Stugart has led Lindenwood to back-to-back conference championships and NCAA Division II Playoff appearances.

JED STUGART

HEAD COACH

5TH SEASON (15TH OVERALL)

117-45 CAREER RECORD

26-21 AT LINDENWOOD

Birthdate: March 4, 1970

Hometown: Greeley, Colorado

College: Azusa Pacific, 1995 (Communications)

Career Record

<u>Year</u>	<u>School</u>	<u>Overall</u>	<u>Conf. (Finish)</u>
2006	MidAmerica Nazarene	7-3	7-3 (2nd-t)
2007	MidAmerica Nazarene	9-3	8-2 (2nd-t)
2008	MidAmerica Nazarene	10-1	10-0 (1st)
2010	Sioux Falls	13-1	10-0 (1st)
2011	Sioux Falls	5-4	n/a
2012	Sioux Falls	9-2	9-2 (2nd-t)
2013	Sioux Falls	6-5	6-5 (5th-t)
2014	Sioux Falls	11-1	10-1 (3rd)
2015	Sioux Falls	9-3	9-2 (2nd-t)
2016	Sioux Falls	12-1	11-0 (1st)
2017	Lindenwood	4-7	4-7 (8th-t)
2018	Lindenwood	4-7	4-7 (10th)
2019	Lindenwood	9-4	7-0 (1st)
2020	Lindenwood	Season canceled	
2021	Lindenwood	9-3	7-0 (1st)

CAREER HIGHLIGHTS

- In four seasons at Lindenwood, Stugart has led the team to a pair of NCAA Division II Playoff appearances and was named Great Lakes Valley Conference (GLVC) Coach of the Year in 2019 and 2021.

- In 2019 the Lions made the Playoffs for the first time during their NCAA era. That season they topped No. 5 ranked Ouachita Baptist by a margin of 41-38.

- After the 2020 season was canceled due to COVID, the Lions rebounded to once again win the GLVC and advance to the NCAA Playoffs.

- At University of Sioux Falls, he guided the team from the NAIA to Division II. His first year the team lost in the NAIA Championship game and his final two years the program advanced to the NCAA Playoffs.

- His first head coaching opportunity was at the NAIA level in 2006 at MidAmerica Nazarene in Olathe, Kansas. Stugart led the Pioneers to a pair of playoff berths and a perfect 10-0 regular season record his final year.

- Stugart coached in his hometown at the University of Northern Colorado from 1999-2005, the last three seasons as defensive coordinator. There he coached All-American Reed Doughty who would go on to play in the NFL with Washington.

- Stugart played linebacker at Azusa Pacific University. After college he pursued a country music career in Nashville before returning to his hometown as a volunteer high school coach.

ASSISTANT COACHES

Offensive Coordinator: Dusty Hovorka
Alma Mater:..... Sioux Falls (6th season)

Defensive Coordinator:..... Eric Inama
Alma Mater:..... Delaware Valley (6th season)

Defensive Backs/Special Teams: Bryan Baldwin
Alma Mater:..... Kansas State (7th season)

Defensive Line: Jarrett Grabbe
Alma Mater:..... Sioux Falls (6th season)

Wide Receivers: Tore' Hurst
Alma Mater:..... Washburn (6th season)

Offensive Line: Denver Johnson
Alma Mater:..... Tulsa, 1981 (3rd season)

Quarterbacks: Corey Bethany
Alma Mater:..... William Jewell (3rd season)

Linebackers: Pat Stewart
Alma Mater:..... Western State (3rd season)

Tight Ends: Mark Goldenberg
Alma Mater:..... Saint Louis (2nd season)

Linebackers: Lane Lawson
Alma Mater:..... (3rd season)

Running Backs: Anthony Jones
Alma Mater:..... (1st season)

Defensive Line: Alex Garcia
Alma Mater:..... (1st season)

2021 TEAM STATISTICS

	<u>LU</u>	<u>Opponent</u>				
SCORING	395	311				
Points Per Game	32.9	25.9				
FIRST DOWNS	248	267				
Rushing	89	120				
Passing	131	121				
Penalty	28	26				
RUSHING YARDAGE	1757	2134				
Yards Gained Rushing	2108	2349				
Yards Lost Rushing	351	215				
Rushing Attempts	427	455				
Average Per Rush	4.1	4.7				
Average Per Game	146.4	177.8				
TDs Rushing	27	18				
PASSING YARDAGE	2983	2640				
Comp-Att-Int	239-374-6	242-401-18				
Average Per Pass	8.0	6.6				
Average Per Catch	12.5	10.9				
Average Per Game	248.6	220.0				
TDs Passing	22	21				
TOTAL OFFENSE	4740	4774				
Total Plays	801	856				
Average Per Play	5.9	5.6				
Average Per Game	395.0	397.8				
TIME OF POSSESSION/GAME	28:41	31:19				
3RD DOWN CONVERSIONS	71/159	68/161				
3rd-Down Pct.	45%	42%				
4TH DOWN CONVERSIONS	8/19	13/23				
4th-Down Pct.	42%	57%				
RED-ZONE SCORES	41-51 (80%)	37-44 (84%)				
RED-ZONE TOUCHDOWNS	33-51 (65%)	29-44 (66%)				
PAT-ATTEMPTS	48-51 (94%)	36-38 (95%)				
ATTENDANCE	14,727	33,689				
Games/Avg. Per Game	5/2,945	7/4,813				
Neutral Site Games		0/0				
SCORE BY QUARTERS	1st	2nd	3rd	4th	OT	Total
Lindenwood	77	139	75	104	-	395
Opponents	102	77	68	64	-	311

2020 INDIVIDUAL STATISTICS

RUSHING						
<u>Player</u>	<u>G</u>	<u>Att.</u>	<u>Yds.</u>	<u>Avg.</u>	<u>TD</u>	<u>Yds./G</u>
Robert Giaimo	12	117	742	6.3	11	61.8
Nash Sutherlin	11	108	367	3.4	4	33.4
Cade Brister	7	111	317	2.9	7	45.3
Alex Faddoul	12	41	210	5.1	4	17.5
Andrew Martin	11	12	47	3.9	0	4.3
PASSING						
<u>Player</u>	<u>G</u>	<u>Comp.-Att.</u>	<u>Pct.</u>	<u>Yds.</u>	<u>TD/Int.</u>	<u>Avg.</u>
Cade Brister	7	138-195	70.8	1572	10/4	224.6
Alex Faddoul	12	65-125	52.0	865	4/2	72.1
Cole Dugger	5	36-54	66.7	546	8/0	109.2
RECEIVING						
<u>Player</u>	<u>G</u>	<u>No.</u>	<u>Yds.</u>	<u>Avg.</u>	<u>TD</u>	<u>Yds./G</u>
Clint Sigg	12	47	529	11.3	3	44.1
Payton Rose	11	45	707	15.7	9	64.3
Glen Gibbons	12	39	643	16.5	2	53.6
Alex Faddoul	12	32	386	12.1	3	32.2
Nash Sutherlin	11	26	132	5.1	0	12.0
SCORING						
<u>Player</u>	<u>G</u>	<u>TD</u>	<u>Xpt.</u>	<u>FG</u>	<u>Pts.</u>	<u>Pts./G</u>
Logan Seibert	12	0	48-51	9-13	75	6.3
Robert Giaimo	12	11	-	-	66	5.5
Payton Rose	11	9	-	-	54	4.9
Alex Faddoul	12	7	-	-	42	3.5
Cade Brister	7	7	-	-	42	6.0
TACKLES						
<u>Player</u>	<u>G</u>	<u>Solo</u>	<u>Asst.</u>	<u>Total</u>	<u>TFL</u>	<u>Sacks</u>
Drew Seers	12	57	74	131	10.0	0
Grady Daniels	12	41	49	90	2.0	0.5
Kai Ross	12	26	38	64	1.0	0
Keith Beverly	12	36	18	54	2.5	0
Andrew Rodriguez	12	23	30	53	0.5	0
INTERCEPTIONS						
<u>Player</u>	<u>G</u>	<u>No.</u>	<u>Yds.</u>	<u>Avg.</u>	<u>TD</u>	<u>PBU</u>
Kai Ross	12	6	36	6.0	0	3
Drew Seers	12	5	67	13.4	1	0
Grady Daniels	12	2	38	19.0	0	2
Darion Bolden	11	2	16	8.0	0	0

Returning Players in Bold

2021 SCHEDULE AND RESULTS

<u>Date</u>	<u>Opponent</u>	<u>Result</u>	<u>Attendance</u>
9/2	Angelo State	L, 20-40	3,642
9/11	at South Dakota State	L, 7-52	15,162
9/18	Kentucky Wesleyan	W, 56-34	3,238
9/25	at Findlay	W, 28-16	1,243
10/2	at #18 Truman State*	W, 31-21	3,856
10/9	Quincy*	W, 33-28	3,048
10/16	at Ulndy*	W, 28-20	5,000
10/23	Southwest Baptist*	W, 48-24	2,287
10/30	at William Jewell*	W, 53-10	627
11/6	at Missouri S&T*	W, 43-16	1,993
11/13	McKendree*	W, 45-30	2,512
11/20	at #4 Grand Valley St. #	L, 3-20	5,808

* - GLVC Contest

- NCAA D2 Playoffs

Home Games in Bold



TEAM RECORDS

INDIVIDUAL RUSHING

Most Attempts

Game: 43 - DeDe Dorsey vs. Graceland (2005)
 Season: 280 - DeDe Dorsey (2005)
 Career: 449 - Denodus O'Bryant (2009-12)

Most Yards

Game: 271 - DeDe Dorsey vs. Graceland (2005)
 Season: 1600 - DeDe Dorsey (2005)
 Career: 3237 - Denodus O'Bryant (2009-12)

INDIVIDUAL PASSING

Most Attempts

Game: 59 - Cade Brister vs. UIndy (2019)
 Season: 527 - Cade Brister (2019)
 Career: 1195 - Cade Brister (2018-present)

Most Completions

Game: 38 - Cade Brister vs. UIndy (2019)
 Season: 332 - Cade Brister (2019)
 Career: 697 - Cade Brister (2018-present)

Most Yards

Game: 541 - Cade Brister vs. UIndy (2019)
 Season: 3779 - Cade Brister (2019)
 Career: 8546 - Ben Kisner (2005-08)

INDIVIDUAL RECEIVING

Most Receptions

Game: 16 - Jaron Alexander vs. Central Mo. (2013)
 Season: 72 - Najee Jackson (2019)
 Career: 153 - Andrew Helmick (2009-12)

Most Receiving Yards

Game: 218 - Andrew Helmick vs. Mo. Southern (2012)
 Season: 1363 - Andrew Helmick (2012)
 Career: 2828 - Andrew Helmick (2009-12)



Andrew Helmick has the school record for receiving yards in a game, season and career as well as the career receptions record.

YEAR-BY-YEAR RESULTS

YEAR	ALL	OVC	COACH	YEAR	ALL	OVC	COACH
1990	6-4	-	David Schroeder	2007	10-2	-	Patrick Ross
1991	5-4-1	-	David Schroeder	2008	11-2	-	Patrick Ross
1992	1-9	-	Jeff Driskill	2009	13-1	-	Patrick Ross
1993	2-8-1	-	Jeff Driskill	2010	9-2	-	Patrick Ross
1994	2-8	-	Jeff Driskill	2011	8-3	-	Patrick Ross
1995	4-7	-	Dan Kratzer	2012	8-4	-	Patrick Ross
1996	4-6	-	Dan Kratzer	2013	3-6	-	Patrick Ross
1997	4-6	-	Dan Kratzer	2014	2-9	-	Patrick Ross
1998	8-3	-	Dan Kratzer	2015	3-8	-	Patrick Ross
1999	5-5	-	Dan Kratzer	2016	3-8	-	Patrick Ross
2000	4-8	-	Dan Kratzer	2017	4-7	-	Jed Stugart
2001	3-8	-	Rick Gorzynski	2018	4-7	-	Jed Stugart
2002	1-10	-	Rick Gorzynski	2019	9-4	-	Jed Stugart
2003	3-8	-	Rick Gorzynski	2020	No season (COVID-19)		
2004	11-1	-	Patrick Ross	2021	9-3	-	Jed Stugart
2005	7-4	-	Patrick Ross				
2006	5-7	-	Patrick Ross				

OVC Championships (0)

none

NCAA FCS Playoff Appearances (0)

none

ALL-TIME COACHES

Coach	Years	Overall Record	OVC Record	OVC Titles	Playoff Appearances
David Schroeder	1990-91	11-8-1 (.575)	-	-	-
Jeff Driskill	1992-94	5-25-1 (.177)	-	-	-
Dan Kratzer	1995-00	29-35 (.453)	-	-	-
Rick Gorzynski	2001-03	7-27 (.206)	-	-	-
Patrick Ross	2004-16	93-57 (.620)	-	-	-
Jed Stugart	2017-present	26-21 (.553)	0-0	0	2*

* Division II Playoff appearances



Roy Stewart Stadium (16,800) - Opened in 1973.



MURRAY STATE RACERS




Dr. Robert Jackson
President



Matt Kelly
Interim Athletics Director



Parker Griffith
Football Contact



Dean Hood
Head Coach

2022 SCHEDULE

Sept. 3	at Texas Tech (ESPN+)	7:00 p.m.
	<i>First meeting</i>	
Sept. 10	Jacksonville State (ESPN+)	6:00 p.m.
	<i>Jacksonville State leads 16-2; Last Meeting: JSU won 28-14 (4/11/21)</i>	
Sept. 17	at Ball State (ESPN+)	1:00 p.m.
	<i>First meeting</i>	
Sept. 24	Eastern Illinois* (ESPN+)	4:00 p.m.
	<i>Series tied 19-19; Last Meeting: MSU won 20-13 (11/20/21)</i>	
Oct. 1	at Southeastern Louisiana	6:00 p.m.
	<i>Southeastern Louisiana leads 1-0; Last Meeting: SLU won 19-11 (9/15/79)</i>	
Oct. 8	UT Martin* (ESPN+)	2:00 p.m.
	<i>Murray State leads 38-22-1; Last Meeting: UT Martin won 48-24 (10/9/21)</i>	
Oct. 15	at Austin Peay (ESPN+)	3:00 p.m.
	<i>Murray State leads 36-19; Last Meeting: APSU won 47-6 (10/23/21)</i>	
Oct. 22	at Lindenwood* (ESPN+)	1:00 p.m.
	<i>First meeting</i>	
Oct. 29	Tennessee State* (HC) (ESPN+)	2:00 p.m.
	<i>Murray State leads 18-14; Last Meeting: TSU won 27-21 (10/30/21)</i>	
Nov. 12	Robert Morris (ESPN+)	1:00 p.m.
	<i>First meeting</i>	
Nov. 19	at Southeast Missouri* (ESPN+)	1:00 p.m.
	<i>Murray State leads 43-13-1; Last Meeting: MSU won 28-10 (11/13/21)</i>	

* Denotes Ohio Valley Conference Matchup
Home Games in Bold HC - Homecoming
 All Times Central and Subject to Change

QUICK FACTS

Basic Information

Location: Murray, Ky.
 Enrollment: 10,017
 Founded: 1922
 Nickname: Racers
 Colors: Navy and Gold
 President: Dr. Robert L. (Bob) Jackson
 Interim Athletic Director: Matt Kelly
 Stadium (Capacity): Roy Stewart Stadium (16,800)
 Surface: FieldTurf
 Twitter: @MSURacers, @RacersFootball

Media Relations

Football Contact: Parker Griffith
 Office Phone: (270) 809-3351
 Cell Phone: (662) 341-0979
 Fax: (270) 809-6814
 Email: pgriffith2@murraystate.edu
 Web site: www.GoRacers.com
 Press Box Phone: (270) 809-6811

Team Information

Offense: Spread
 Defense: 4-2-5
 Lettermen Returning/Lost:
 Offensive Starters Returning:
 Defensive Starters Returning:
 Specialist Starters Returning:
 2021 Record/OVC Record (Finish): 6-5/3-3 (4th)
 Postseason: none

All-Time Record/OVC Record: 498-454-36 (.522)/240-259-9 (.481)
 Joined OVC: 1948
 OVC Championships (Last): 8 (2002)
 NCAA FCS Playoff Appearances (Last): 5 (2002)

PLAYERS TO WATCH



LAMARTEZ BROOKS

Senior • Wide Receiver
6-1 • 192 • Milan, Tenn.

Preseason All-OVC selection ... Last season played in 10 games, catching a team-best 33 passes for 447 yards and a touchdown ... In 2020, earned first-team All-OVC honors after catching 37 passes for 429 yards and two touchdowns ... Was also named to the OVC Commissioner's Honor Roll ... Started eight games in 2019, averaging 17.4 yards/catch ... That season had 12 catches for 154 yards against Eastern Kentucky ... Finished 2019 with seven touchdowns ... Played in 11 games in 2018 ... Redshirted in 2017 ... As a senior in high school he tallied 966 receiving yards and nine touchdowns.



QUINAZ TURNER

Senior • Defensive Back
6-0 • 180 • Montgomery, Ala.

One of three players on the Murray State roster with two interceptions last season ... Tallied 26 tackles and added a eight pass breakups and a forced fumble ... In 2020, played in seven games, making 23 tackles ... Also had an 82-yards interception return for a touchdown against Tennessee Tech ... In 2019 played in 11 games and made 26 tackles, intercepted two passes and forced two fumbles ... Played in 11 games in 2018, tallying two interceptions ... Redshirted during the 2017 season ... Also ran track and field in high school

TEAM NOTES

- This year marks the 98th season of football for the Murray State football program. It will also mark the 50th season of competition for the Racers at historic Stewart Stadium.
- In two years at Murray State, Dean Hood has compiled a pair of winning seasons. He also spent eight season in the OVC at Eastern Kentucky, has is 66-45 overall (52-24 in Conference games) for his career.
- A year ago Murray State led the OVC and ranked 36th nationally in total defense (345.7 yards/game). The Racers were also first in the OVC in fewest penalties per game (5.55) and third down conversion defense (32.9%).



OHIO VALLEY CONFERENCE



NUMERICAL ROSTER

No.	Name	Pos.	Ht.	Wt.	Yr.	Hometown (Last School)
2	Tre Allen	ILB	6-1	235	R-Sr.	Stockbridge, Ga. (Southern)
2	DJ Williams	QB	6-2	202	R-So.	Harvey, Ill. (Thornton HS)
3	Colbe Haddox	DL	6-3	290	Fr.	Chattanooga, Tenn. (Boyd Buchanan HS)
3	Michael Smith, Jr.	WR	6-1	215	R-Sr.	Vero Beach, Fla. (Pittsburgh)
4	Lucas Maue	QB	6-2	185	R-Fr.	Belleville, Ill. (Belleville East HS)
4	Quinaz Turner	S	6-0	180	R-Sr.	Montgomery, Ala. (Stanhope Elmors HS)
5	Ryan Batsch	OLB	6-2	228	R-Sr.	Loveland, Ohio (Ohio St.)
5	Isaac McNamee	QB	6-4	210	Fr.	Pikeville, Ky. (Pikeville HS)
6	DeQuan Dallas	WR	5-10	175	R-Sr.	Memphis, Tenn. (Melrose HS)
7	Jarad McCray	S	6-0	190	R-Jr.	Nashville, Tenn. (Cane Ridge HS)
8	Jamari Dailey	S	5-11	175	R-Fr.	Pinson, Ala. (Pinson Valley HS)
8	Jayden Stinson	QB	6-1	193	R-So.	Mayfield, Ky. (Mayfield HS)
9	Trey Jefferson	QB	6-5	200	Fr.	Hopkinsville, Ky. (Hopkinsville HS)
9	Lawaun Powell	ILB	6-0	227	R-So.	East St. Louis, Ill. (East St. Louis HS)
12	Davontae McKee	CB	5-10	174	R-Jr.	Dayton, Ohio (Urbana)
13	KaVan Reed	S	6-3	195	So.	East St. Louis, Ill. (Mo. Southern St.)
14	Cayvian Holmes	CB	5-11	180	R-Jr.	Apopka, Fla. (Rhode Island)
15	Jared McCray	WR	6-0	189	R-Sr.	Nashville, Tenn. (Cane Ridge HS)
16	Deshun Britten	WR	5-7	170	R-So.	Chicago, Ill. (Morgan Park HS)
17	Jacob Bell	WR	6-3	177	R-Jr.	Vero Beach, Fla. (Vero Beach HS)
18	Taylor Shields	WR	6-0	188	R-So.	Brownsville, Tenn. (Haywood HS)
19	Dylan Appleton	S	5-9	186	R-So.	East St. Louis, Ill. (East St. Louis HS)
20	Jhadyn Fridge	CB	6-1	165	R-Fr.	East St. Louis, Ill. (East St. Louis HS)
21	LaMarte Brooks	WR	6-1	192	R-Sr.	Milan, Tenn. (Milan HS)
22	Jaylon Bolden	CB	6-3	206	R-Sr.	Rowlett, Texas (Davidson)
23	Tameron Williams	CB	5-11	160	R-Fr.	St. Louis, Mo. (Trinity Catholic HS)
24	Wesley Haddox	S	5-10	155	R-Fr.	Mustang, Okla. (Mustang HS)
25	Caldra Williford	S	5-10	160	Fr.	St. Louis, Mo. (Lutheran North HS)
26	Justus Johnson	CB	6-1	170	Fr.	St. Louis, Mo. (Christian Brothers College HS)
28	Cortez Jones	RB	5-11	226	R-Fr.	Pinetops, N.C. (Southwest Edgecombe HS)
29	Q'Darryus Jennings	RB	5-11	200	So.	Hartford, Ky. (Ohio County HS)
29	Jkobe Jones	S	6-2	170	Fr.	Seffner, Fla. (Seffner Christian Academy)
30	Jawaun Northington	RB	5-11	185	Fr.	Louisville, Ky. (DuPont Manual HS)
31	Damonta Witherspoon	RB	5-10	206	R-So.	East St. Louis, Ill. (East St. Louis HS)
32	Cody Goatley	ILB	6-2	218	R-So.	Mayfield, Ky. (Kentucky)
33	Chris Hill, Jr.	OLB	6-1	210	R-So.	Coral Springs, Fla. (Coral Springs HS)
34	Eric Samuta	ILB	5-10	215	R-Sr.	Glen Ellyn, Ill. (Glenbard West HS)
35	Xavier Wright	S	6-4	210	Fr.	Stone Mountain, Ga. (Shiloh HS)
36	Kylan Galbreath	RB	5-9	170	Fr.	Mayfield, Ky. (Mayfield HS)
38	Cedric Ellis	WR	5-8	140	R-Jr.	Kaiserslautern, Germany (Middle Georgia)
38	Cam Marshall	S	6-2	175	Fr.	Paducah, Ky. (Paducah-Tilghman HS)
39	Aaron Baum	K/P	6-2	250	R-Sr.	Orlando, Fla. (Aeminole St.)
41	Emmanuel Cheatham	CB	5-9	150	Fr.	Hopkinsville, Ky. (Hopkinsville HS)
41	Jovari Gamble	RB	5-10	190	R-Fr.	Russellville, Ky. (Russellville HS)
42	Theo Zidor	TE	6-6	263	R-Sr.	Somerville, Mass. (Central Conn. St.)
43	Dameon Gomes	WR	5-7	150	R-Sr.	Mansfield, Texas (Blinn)
43	Clint McKee	RB	6-0	200	Fr.	Mayfield, Ky. (Graves County HS)
44	DJ Escort	RB	6-1	185	Fr.	Venice, Fla. (Venice HS)
45	Darnel Victor	OLB	6-2	223	R-Sr.	Melbourne, Fla. (Melbourne Central Catholic HS)
46	Eric Reuss	OLB	6-1	185	Fr.	Festus, Mo. (Festus HS)
47	Owen Gish	TE	6-5	230	Fr.	Kansas City, Mo. (Blue Spring South HS)
48	Connor Diven	LS	6-3	250	Fr.	Gainesville, Fla. (Gainesville HS)
48	Ben Williamson	LS	5-10	205	R-Fr.	Dalton, Ga. (Shorter)
48	Jackson Worthen	LS	5-9	178	R-So.	Mayfield, Ky. (Graves County HS)
49	Matt Maldonado	K/P	6-2	190	So.	Montgomery, Ill. (Wis.-Whitewater)
49	Zaden Webber	K/P	5-7	173	R-Jr.	Clarksville, Tenn. (Rossvieview HS)
51	Delonte Jones	OLB	6-3	235	Fr.	Harvey, Ill. (Tusculum)
51	Kris Peat	ILB	6-3	230	Fr.	Memphis, Tenn. (White Station HS)
52	Blake Moody	OL	6-2	295	R-So.	Madisonville, Ky. (Madisonville North Hopkins HS)
52	Jeffery Selby	ILB	6-0	220	Fr.	Lexington, Ky. (Lexington Christian Academy)
53	Andrew Long	OLB	6-2	227	R-So.	Lexington, Ky. (Lexington Christian Academy)
53	Camden Robbins	OLB	6-3	185	Fr.	Fairfield, Ill. (Fairfield HS)
54	Amario Wilson	DL	6-4	235	Fr.	Bowling Green, Ky. (Warren Central HS)
55	Matthew Baker	OLB	6-4	210	R-Fr.	Rochester, Ill. (Rochester HS)
57	Damonyai Lacey	DL	6-5	243	R-Fr.	Eufaula, Ala. (Eufaula HS)
57	Malachi Williams	ILB	6-2	220	Fr.	Louisville, Ky. (Central HS)
58	Cade Shupperd	OLB	6-1	248	R-So.	Brownsville, Ind. (Brownsville HS)
59	Nick Walker	ILB	6-1	219	R-So.	Bethalto, Ill. (Civic Memorial HS)
60	Tyler Boone	ILB	6-1	205	R-Fr.	Marion, Ky. (Crittenden County HS)
60	Tyler Wilms	DL	6-1	225	Fr.	Lemont, Ill. (Lemont HS)
63	Levi Nesler	OL	6-1	318	R-Sr.	Mayfield, Ky. (Graves County HS)
64	Brian Jackson	OL	6-4	250	Fr.	Smyrna, Tenn. (Stewarts Creek HS)
65	Devin Tingle	OL	6-5	290	Fr.	Moundville, Ala. (Hale County HS)
66	Jerome Logan	DL	6-3	300	Fr.	St. Louis, Mo. (Christian Brothers College HS)
67	Jacob Frye	OL	6-6	300	R-Jr.	Murfreesboro, Tenn. (Siegel HS)
68	Gaige Jacobs	OL	6-4	285	R-Fr.	Murray, Ky. (Murray HS)
69	Cole Williamson	OL	6-6	342	R-Jr.	Carrollton, Ga. (Carrollton HS)
71	Ashton Flinn	OL	6-4	275	Fr.	Jackson, Mo. (Jackson HS)
73	Luke Nesler	OL	6-2	280	Fr.	Mayfield, Ky. (Graves County HS)
75	Rodreques Boller	OL	6-4	292	R-Fr.	Louisville, Ky. (DuPont Manual HS)
76	Josh Robinson	OL	6-4	270	Fr.	Greenbrier, Ark. (Greenbrier HS)
77	Henry Kofowo	OL	6-3	372	R-Fr.	Stone Mountain, Ga. (Stone Mountain HS)
78	DJ Jones	OL	6-6	326	R-Fr.	Jackson, Ala. (Jackson HS)
79	Desmond Kelly	OL	6-4	290	R-Fr.	Chicago, Ill. (Norfolk St.)
81	Cam Brown	DL	6-3	275	R-Sr.	Monroe, Ga. (Savannah St.)
81	Brian Thomas	WR	5-11	172	Fr.	Paducah, Ky. (Paducah Tilghman HS)
82	Curtis Rearden	WR	6-1	200	Fr.	Louisville, Ky. (DuPont Manual HS)
83	Warren Campagna III	WR	5-11	175	Fr.	Slidell, La. (Myrtle Beach Collegiate)
84	Parker Perry	WR	6-4	175	Fr.	Little Rock, Ark. (Parkview Magnet HS)
85	Cole McDowell	TE	6-4	235	R-So.	Nashville, Tenn. (Lipscomb Academy)
86	Reece Jesse	WR	6-3	280	R-Fr.	Hopkinsville, Ky. (Louisville)
87	Jake Saathoff	TE	6-3	256	R-So.	Louisville, Ky. (Christian Academy)
88	Drayton Charlton-Perrin	TE	6-4	235	R-Fr.	Northbrook, Ill. (Ball St.)
89	Quindarius Mayes	WR	6-2	215	R-Fr.	Hueytown, Ala. (Hueytown HS)
91	Lewis Halton	K/P	6-1	180	R-Jr.	Melbourne, Australia (Dodge City CC)
92	Nate Chambers	DL	6-4	275	R-Sr.	Ostego, Mich. (Hillsdale)
93	CJ Barnes	DL	6-4	261	R-So.	Collierville, Tenn. (Collierville HS)
94	Japhet Mubenga	DL	6-4	240	Fr.	Buford, Ga. (Buford HS)
95	Ebenezer Bedada	DL	6-5	240	Fr.	Calgary, Alberta, Canada (Clearwater Acad. Int.)
96	Kendal Brice	DL	6-6	285	Fr.	Elizabethtown, Ky. (John Hardin HS)
97	Zack Aschemann	DL	6-4	275	R-Sr.	Quincy, Ill. (Central Mo.)
98	Tony Davis	DL	6-4	280	Fr.	Jonesborough, Tenn. (David Crockett HS)
99	Donovan McBride	DL	6-4	280	So.	Grain Valley, Mo. (Grain Valley HS)

ALPHABETICAL ROSTER

No.	Name	Pos.	Yr.
2	Tre Allen	ILB	R-Sr.
19	Dylan Appleton	S	R-So.
97	Zack Aschemann	DL	R-Sr.
55	Matthew Baker	OLB	R-Fr.
93	CJ Barnes	DL	R-So.
5	Ryan Batsch	OLB	R-Sr.
39	Aaron Baum	K/P	R-Sr.
95	Ebenezer Bedada	DL	Fr.
17	Jacob Bell	WR	R-Jr.
22	Jaylon Bolden	CB	R-Sr.
75	Rodreques Boller	OL	R-Fr.
60	Tyler Boone	ILB	R-Fr.
96	Kendal Brice	DL	Fr.
16	Deshun Britten	WR	R-So.
21	LaMarte Brooks	WR	R-Sr.
81	Cam Brown	DL	R-Sr.
83	Warren Campagna III	WR	Fr.
92	Nate Chambers	DL	R-Sr.
88	Drayton Charlton-Perrin	TE	R-Fr.
41	Emmanuel Cheatham	CB	Fr.
8	Jamari Dailey	S	R-Fr.
6	DeQuan Dallas	WR	R-Sr.
98	Tony Davis	DL	Fr.
48	Connor Diven	LS	Fr.
38	Cedric Ellis	WR	R-Jr.
44	DJ Escort	RB	Fr.
71	Ashton Flinn	OL	Fr.
20	Jhadyn Fridge	CB	R-Fr.
67	Jacob Frye	OL	R-Jr.
36	Kylan Galbreath	RB	Fr.
41	Jovari Gamble	RB	Fr.
47	Owen Gish	TE	Fr.
32	Cody Goatley	ILB	R-So.
43	Dameon Gomes	WR	R-Sr.
3	Colbe Haddox	DL	Fr.
24	Wesley Haddox	S	R-Fr.
91	Lewis Halton	K/P	R-Jr.
33	Chris Hill, Jr.	OLB	R-So.
14	Cayvian Holmes	CB	R-Jr.
64	Brian Jackson	OL	Fr.
68	Gaige Jacobs	OL	R-Fr.
9	Trey Jefferson	QB	Fr.
29	Q'Darryus Jennings	RB	So.
86	Reece Jesse	WR	R-Fr.
26	Justus Johnson	CB	Fr.
28	Cortez Jones	RB	R-Fr.
51	Delonte Jones	OLB	Fr.
78	DJ Jones	OL	R-Fr.
29	Jkobe Jones	S	Fr.
79	Desmond Kelly	OL	R-Fr.
77	Henry Kofowo	OL	R-Fr.
57	Damonyai Lacey	DL	R-Fr.
66	Jerome Logan	DL	Fr.
53	Andrew Long	OLB	R-So.
49	Matt Maldonado	K/P	So.
38	Cam Marshall	S	Fr.
4	Lucas Maue	QB	R-Fr.
89	Quindarius Mayes	WR	R-Fr.
99	Donovan McBride	DL	So.
7	Jarad McCray	S	R-Jr.
15	Jared McCray	WR	R-Sr.
85	Cole McDowell	TE	R-So.
43	Clint McKee	RB	Fr.
12	Davontae McKee	CB	R-Jr.
5	Isaac McNamee	QB	Fr.
52	Blake Moody	OL	R-So.
94	Japhet Mubenga	DL	Fr.
63	Levi Nesler	OL	R-Sr.
73	Luke Nesler	OI	Fr.
30	Jawaun Northington	RB	Fr.
51	Kris Peat	ILB	Fr.
84	Parker Perry	WR	Fr.
9	Lawaun Powell	ILB	R-So.
82	Curtis Rearden	WR	Fr.
13	KaVan Reed	S	So.
46	Eric Reuss	OLB	Fr.
53	Camden Robbins	OLB	Fr.
76	Josh Robinson	OL	Fr.
87	Jake Saathoff	TE	R-So.
34	Eric Samuta	ILB	R-Sr.
52	Jeffery Selby	ILB	Fr.
18	Taylor Shields	WR	R-So.
58	Cade Shupperd	OLB	R-So.
3	Michael Smith, Jr.	WR	R-Sr.
8	Jayden Stinson	QB	R-So.
81	Brian Thomas	WR	Fr.
65	Devin Tingle	OI	Fr.
4	Quinaz Turner	S	R-Sr.
45	Darnel Victor	OLB	R-Sr.
59	Nick Walker	ILB	R-So.
49	Zaden Webber	K/P	R-Jr.
2	DJ Williams	QB	R-So.
57	Malachi Williams	ILB	Fr.
23	Tameron Williams	CB	R-Fr.
48	Ben Williamson	LS	R-Fr.
69	Cole Williamson	OL	R-Jr.
25	Caldra Williford	S	Fr.
60	Tyler Wilms	DL	Fr.
54	Amario Wilson	DL	Fr.
31	Damonta Witherspoon	RB	R-So.
48	Jackson Worthen	LS	R-So.
35	Xavier Wright	S	Fr.
42	Theo Zidor	TE	R-Sr.



Dean Hood was named the 19th head coach in Murray State history on December 13, 2019. He begins his second stint in the OVC after spending eight years at Eastern Kentucky. Hood ranks as the 15th winningest coach in OVC history.

DEAN HOOD

HEAD COACH

3RD SEASON (11TH OVERALL)

66-45 CAREER RECORD

11-7 at MURRAY STATE

Birthdate: November 15, 1963
Hometown: Ashtabula, Ohio
College: Ohio Wesleyan, 1986 (Biology)
Family: Wife - Crystal
 Children - Trey, Jada, Cordia, Daven

Career Record

Year	School	Overall	Conf. (Finish)
2008	Eastern Kentucky	8-4	7-1 (1st)
2009	Eastern Kentucky	5-6	5-3 (2nd-t)
2010	Eastern Kentucky	6-5	5-2 (2nd-t)
2011	Eastern Kentucky	7-5	6-2 (1st-t)
2012	Eastern Kentucky	8-3	6-2 (2nd-t)
2013	Eastern Kentucky	6-6	4-4 (5th-t)
2014	Eastern Kentucky	9-4	6-2 (2nd)
2015	Eastern Kentucky	6-5	5-3 (4th)
2020	Murray State	5-2	5-2 (2nd)
2021	Murray State	6-5	3-3 (4th)

CAREER HIGHLIGHTS

- His 66 victories rank 11th all-time in OVC history, two away from 10th place.
- In his first season at Murray State, he was named OVC Coach of the Year after leading the team to its first winning season since 2011 (and only its third winning season since 2011) and its first above .500 OVC mark since 2011. The team also earned its first national Top 25 ranking since 2011.
- Hood compiled 55 total victories, won a pair of OVC Championships and appeared in three FCS Playoffs during his eight-year tenure with Eastern Kentucky (2008-15). Hood was named the 2008 OVC Coach of the Year after guiding ECU to an 8-4 overall record and 7-1 OVC mark in his debut season as a head coach.
- Hood is one of just two football coaches in OVC history to win OVC Coach of the Year honors at two different schools (Boots Donnelly is the other).
- Hood also served as an assistant coach at Eastern Kentucky from 1994-98. During the time ECU compiled a 32-6 OVC record, won a pair of conference titles (1994, 1997) and made three FCS Playoff appearances (1994, 1995, 1997).
- Hood got his coaching start at Fairmont (W.Va.) State College (1987-88) before moving on to Colgate in 1989. From 1990-93 he served as an assistant coach at Glenville (W.Va.) State, helping the program to the NAIA National Championship game in 1993. After a stint at ECU, Hood was at Ohio University for two years before moving on to Wake Forest.
- Hood was the assistant head coach and tight ends coach at Charlotte in 2016 and special teams coach at the University of Kentucky from 2017-19.
- Hood was a three-time All-North Coast Athletic Conference selection at Ohio Wesleyan University where he played defensive back. He was named a first-team All-American his senior season and served as team captain in each of his final two seasons. Hood was inducted into the OWU Athletic Hall of Fame in 2001.

ASSISTANT COACHES

- Offensive Coordinator/Quarterbacks:** Ben Hodges
 Alma Mater: Central College, 2006 (3rd season)
- Defensive Coordinator/Inside LB's:** Dillon Sanders
 Alma Mater: Northern Colorado, 2010 (3rd season)
- Special Teams Coordinator/Outside LB's:** ... Chris Cunningham
 Alma Mater: Eastern Kentucky, 2012 (3rd season)
- Offensive Line/Recruiting Coordinator:** Johnson Richardson
 Alma Mater: Wofford, 2010 (3rd season)
- Chief of Staff/Defense:** Charlie Skalaski
 Alma Mater: Florida, 1978 (1st season)
- Defensive Backs:** Yon Boone
 Alma Mater: Hamline, 2008 (3rd season)
- Wide Receivers:** Jarrett Boykin
 Alma Mater: Virginia Tech, 2012 (1st season)
- Tight Ends/Running Backs:** Cody Gibson
 Alma Mater: West Virginia Wesleyan, 2017 (1st season)
- Defensive Line:** Darius Hart
 Alma Mater: Oklahoma State, 2010 (3rd season)
- Offense Graduate Assistant:** Nate Mullen
 Alma Mater: Western Carolina, 2020 (1st season)
- Defense Graduate Assistant:** Cameron Haney
 Alma Mater: Utah State, 2019 (2nd season)

2021 TEAM STATISTICS

	<u>MSU</u>	<u>Opponent</u>				
SCORING	237	278				
Points Per Game	21.5	25.3				
FIRST DOWNS	213	192				
Rushing	108	86				
Passing	82	91				
Penalty	23	15				
RUSHING YARDAGE	2034	1742				
Yards Gained Rushing	2260	1966				
Yards Lost Rushing	226	224				
Rushing Attempts	453	395				
Average Per Rush	4.5	4.4				
Average Per Game	184.9	158.4				
TDs Rushing	22	27				
PASSING YARDAGE	1775	2045				
Comp-Att-Int	147-277-15	174-311-6				
Average Per Pass	6.4	6.6				
Average Per Catch	12.1	11.8				
Average Per Game	161.4	185.9				
TDs Passing	5	10				
TOTAL OFFENSE	3809	3787				
Total Plays	730	706				
Average Per Play	5.2	5.4				
Average Per Game	346.3	344.3				
TIME OF POSSESSION/GAME	31:19	28:37				
3RD DOWN CONVERSIONS	63/151	51/145				
3rd-Down Pct.	42%	35%				
4TH DOWN CONVERSIONS	8/17	12/19				
4th-Down Pct.	47%	63%				
RED-ZONE SCORES	26-36 (72%)	33-39 (85%)				
RED-ZONE TOUCHDOWNS	22-36 (61%)	28-39 (72%)				
PAT-ATTEMPTS	25-26 (96%)	32-34 (94%)				
ATTENDANCE	39,218	74,865				
Games/Avg. Per Game	5/7,844	6/12,478				
Neutral Site Games		0/0				
SCORE BY QUARTERS	<u>1st</u>	<u>2nd</u>	<u>3rd</u>	<u>4th</u>	<u>OT</u>	<u>Total</u>
Murray State	57	87	41	52	-	237
Opponents	59	58	87	74	-	278

2021 INDIVIDUAL STATISTICS

RUSHING						
Player	<u>G</u>	<u>Att.</u>	<u>Yds.</u>	<u>Avg.</u>	<u>TD</u>	<u>Yds./G</u>
Damonta Witherspoon	11	212	912	4.3	8	82.9
DJ Williams	11	83	532	6.4	6	48.4
Cortez Jones	9	45	264	5.9	2	29.3
Rodney Castille	11	46	151	3.3	0	13.7
Preston Rice	7	38	119	3.1	6	17.0
PASSING						
Player	<u>G</u>	<u>Comp.-Att.</u>	<u>Pct.</u>	<u>Yds.</u>	<u>TD/Int.</u>	<u>Avg.</u>
DJ Williams	11	83-151	55.0	1020	3/4	92.7
Preston Rice	7	63-123	51.2	730	1/10	104.3
RECEIVING						
Player	<u>G</u>	<u>No.</u>	<u>Yds.</u>	<u>Avg.</u>	<u>TD</u>	<u>Yds./G</u>
LaMartz Brooks	10	33	447	13.5	1	44.7
Malik Honeycutt	11	19	331	17.4	0	30.1
Jacob Bell	11	19	228	12.0	0	20.7
Damonta Witherspoon	11	18	170	9.4	1	15.5
Jake Saathoff	11	16	125	7.8	2	11.4
SCORING						
Player	<u>G</u>	<u>TD</u>	<u>XPt.</u>	<u>FG</u>	<u>Pts.</u>	<u>Pts./G</u>
Aaron Baum	11	-	25-26	12-18	61	5.5
Damonta Witherspoon	11	9	-	-	54	4.9
DJ Williams	11	6	-	-	36	3.3
Preston Rice	7	6	-	-	36	5.1
TACKLES						
Player	<u>G</u>	<u>Solo</u>	<u>Asst.</u>	<u>Total</u>	<u>TFL</u>	<u>Sacks</u>
Eric Samuta	11	35	41	76	5.0	0
Lawaun Powell	11	36	18	54	5.0	1.0
Jamari Dailey	10	27	15	42	0	0
Marcis Floyd	11	30	10	40	4.0	3.0
Cortez Roberts	11	23	17	40	2.5	0
INTERCEPTIONS						
Player	<u>G</u>	<u>No.</u>	<u>Yds.</u>	<u>Avg.</u>	<u>TD</u>	<u>PBU</u>
Quinaz Turner	10	2	28	14.0	0	8
Marcis Floyd	11	2	117	58.5	1	9
Davontae McKee	9	2	21	10.5	0	4

Returning Players in Bold



2021 SCHEDULE AND RESULTS

Date	Opponent	Result	Attendance
9/2	Mississippi Valley State	W, 35-0	6,874
9/11	at #7 Cincinnati	L, 7-42	33,498
9/18	at Bowling Green	L, 10-27	20,097
10/2	Eastern Illinois #	W, 22-6	9,502
10/9	at #21 UT Martin*	L, 24-48	7,111
10/16	at Southeast Missouri #	W, 32-31	3,682
10/23	Austin Peay*	L, 6-47	10,023
10/30	at Tennessee State*	L, 21-27	8,627
11/6	Tennessee Tech*	W, 32-27	6,506
11/13	Southeast Missouri*	W, 28-10	6,313
11/20	at Eastern Illinois*	W, 20-13	1,850

* - Ohio Valley Conference Contest

- Does Not Count in OVC Standings

Home Games in Bold

TEAM RECORDS

INDIVIDUAL RUSHING

Most Attempts

Game: 41 - Stevie Chaney vs. Austin Peay (2005)
 Season: 276 - Don Clayton (1974)
 Career: 557 - Don Clayton (1972-74)

Most Yards

Game: 310 - Stevie Chaney vs. Austin Peay (2005)
 Season: 1,765 - Derrick Cullors (1995)
 Career: 2,804 - Don Clayton (1972-74)

INDIVIDUAL PASSING

Most Attempts

Game: 67 - Casey Brockman vs. Tennessee State (2011)
 67 - Casey Brockman vs. UT Martin (2012)
 Season: 532 - KD Humphries (2015)
 Career: 1,458 - KD Humphries (2012, 2014-16)

Most Completions

Game: 49 - KD Humphries vs. Austin Peay (2016)
 Season: 359 - Casey Brockman (2012)
 Career: 940 - KD Humphries (2012, 2014-16)

Most Yards

Game: 600 - Casey Brockman vs. Tennessee State (2011)
 Season: 3,778 - KD Humphries (2015)
 Career: 10,458 - KD Humphries (2012, 2014-16)

INDIVIDUAL RECEIVING

Most Receptions

Game: 16 - Harvey Tanner vs. Austin Peay (1967)
 Season: 94 - Walter Powell (2012)
 Career: 216 - Marcus Harris (2007-10)

Most Receiving Yards

Game: 255 - Harvey Tanner vs. Middle Tenn. (1967)
 Season: 1,213 - Walter Powell (2012)
 Career: 2,650 - Walter Powell (2010-13)

YEAR-BY-YEAR RESULTS

YEAR	ALL	OVC	COACH	YEAR	ALL	OVC	COACH
1924	3-3-3	--	Irby Koffman	1973	7-3	5-2	Bill Furguson
1925	6-0-1	--	Carlisle Cutchin	1974	9-2	5-2	Bill Furguson
1926	5-2-1	--	Carlisle Cutchin	1975	4-5-1	3-3-1	Bill Furguson
1927	7-1-1	--	Carlisle Cutchin	1976	5-6	4-3	Bill Furguson
1928	9-0-1	--	Carlisle Cutchin	1977	6-5	4-3	Bill Furguson
1929	5-4	--	Carlisle Cutchin	1978	4-7	1-5	Mike Gottfried
1930	5-4	--	Carlisle Cutchin	1979	9-2-1	6-0	Mike Gottfried
1931	5-3-1	--	Ray Morgan	1980	9-2	5-2	Mike Gottfried
1932	4-2-3	--	Roy Stewart	1981	8-3	5-3	Frank Beamer
1933	9-0	--	Roy Stewart	1982	4-7	2-5	Frank Beamer
1934	6-3	--	Roy Stewart	1983	7-4	4-3	Frank Beamer
1935	3-5	--	Roy Stewart	1984	9-2	5-2	Frank Beamer
1936	5-4	--	Roy Stewart	1985	7-3-1	5-2	Frank Beamer
1937	8-1-1	--	Roy Stewart	1986	7-4-1	6-1	Frank Beamer
1938	6-2-1	--	Roy Stewart	1987	6-5	3-3	Mike Mahoney
1939	4-4-1	--	Roy Stewart	1988	4-6	4-2	Mike Mahoney
1940	4-3-2	--	Roy Stewart	1989	6-4-1	3-3	Mike Mahoney
1941	4-3-2	--	Jim Moore	1990	2-9	1-5	Mike Mahoney
1942	1-5-2	--	Roy Stewart	1991	3-8	1-6	Mike Mahoney
1943	No Games Played			1992	2-9	1-7	Mike Mahoney
1944	5-2-0	--	Roy Stewart	1993	4-7	4-4	Houston Nutt
1945	5-2-1	--	Roy Stewart	1994	5-6	4-4	Houston Nutt
1946	5-5	--	Jim Moore	1995	11-1	8-0	Houston Nutt
1947	6-3	--	Jim Moore	1996	11-2	8-0	Houston Nutt
1948	9-1-1	3-1	Fred Fautot	1997	7-4	5-2	Denver Johnson
1949	1-7-1	1-6	Fred Fautot	1998	7-4	5-2	Denver Johnson
1950	7-2-1	5-0-1	Fred Fautot	1999	7-4	5-2	Denver Johnson
1951	8-1	5-1	Fred Fautot	2000	6-5	4-3	Joe Pannunzio
1952	4-4	3-2	Fred Fautot	2001	4-6	2-4	Joe Pannunzio
1953	3-6	1-4	Fred Fautot	2002	7-5	5-1	Joe Pannunzio
1954	5-4	3-2	Fred Fautot	2003	4-8	3-5	Joe Pannunzio
1955	6-4	2-3	Fred Fautot	2004	7-4	6-2	Joe Pannunzio
1956	6-4	4-1	Jim Cullivan	2005	2-9	0-7	Joe Pannunzio
1957	3-5-1	1-3-1	Jim Cullivan	2006	1-10	0-8	Matt Griffin
1958	3-7	2-4	Jim Cullivan	2007	2-9	1-7	Matt Griffin
1959	0-10	0-6	Jim Cullivan	2008	5-7	4-4	Matt Griffin
1960	5-5	4-2	Don Shelton	2009	3-8	2-6	Matt Griffin
1961	4-6	2-4	Don Shelton	2010	6-5	5-3	Chris Hatcher
1962	5-5	1-5	Don Shelton	2011	7-4	5-3	Chris Hatcher
1963	5-5	3-4	Don Shelton	2012	5-6	4-4	Chris Hatcher
1964	5-4-1	3-3-1	Don Shelton	2013	6-6	4-4	Chris Hatcher
1965	2-6-2	1-4-2	Don Shelton	2014	3-9	1-7	Chris Hatcher
1966	0-10	0-7	Don Shelton	2015	3-8	2-6	Mitch Stewart
1967	4-6	2-5	Bill Furguson	2016	4-7	4-4	Mitch Stewart
1968	7-2-1	5-2	Bill Furguson	2017	3-8	2-5	Mitch Stewart
1969	5-4-1	2-4-1	Bill Furguson	2018	5-6	5-3	Mitch Stewart
1970	4-6	1-6	Bill Furguson	2019	4-8	2-6	Mitch Stewart
1971	5-4-1	3-3-1	Bill Furguson	2020	5-2	5-2	Dean Hood
1972	4-6	2-5	Bill Furguson	2021	6-5	3-3	Dean Hood

OVC Championships (8)

1948*, 1950, 1951, 1979, 1986*, 1995, 1996, 2002*

* Co Champions

NCAA FCS Playoff Appearances (5)


1979, 1986, 1995, 1996, 2002



Danny Lee Johnson (1977-81) ranks as the second all-time leading rusher in MSU history (2,522). He was named OVC Offensive Player of the Year in 1978.

ALL-TIME COACHES

Coach	Years	Overall Record	OVC Record	OVC Titles	Playoff Appearances
Irby Koffman	1924	3-3-3 (.500)	-	-	-
Carlisle Cutchin	1925-30	37-11-4 (.750)	-	-	-
Ray Morgan	1931	5-3-1 (.611)	-	-	-
Roy Stewart	1932-40, 42, 44-45	60-33-11 (.630)	-	-	-
Jim Moore	1941, 46-47	16-11-1 (.589)	-	-	-
Fred Fautot	1948-55	43-29-3 (.593)	23-19-1 (.547)	3	-
Jim Cullivan	1956-59	12-26-1 (.321)	7-14-1 (.341)	0	-
Don Shelton	1960-66	26-41-3 (.393)	14-29-3 (.333)	0	-
Bill Furguson	1967-77	60-49-4 (.549)	36-38-3 (.487)	0	-
Mike Gottfried	1978-80	22-11-1 (.662)	12-7 (.632)	1	1
Frank Beamer	1981-86	42-23-2 (.642)	27-16 (.628)	1	1
Mike Mahoney	1987-92	23-41-1 (.362)	13-26 (.333)	0	0
Houston Nutt	1993-96	31-16 (.660)	24-8 (.750)	2	2
Denver Johnson	1997-99	21-12 (.636)	15-6 (.714)	0	0
Joe Pannunzio	2000-05	30-37 (.448)	20-22 (.476)	1	1
Matt Griffin	2006-09	11-34 (.244)	7-25 (.219)	0	0
Chris Hatcher	2010-14	27-30 (.474)	19-21 (.475)	0	0
Mitch Stewart	2015-18	19-37 (.339)	15-24 (.385)	0	0
Dean Hood	2020-present	11-7 (.611)	8-5 (.615)	0	0



SOUTHEAST MISSOURI STATE REDHAWKS


Houck Field (10,000) - Opened in 1930 (Currently Being Renovated - See P. 38)



Dr. Carlos Vargas
President



Brady Barke
Athletics Director



Jeff Honza
Football Contact



Tom Matukewicz
Head Coach

2022 SCHEDULE

Sept. 3	at Iowa State (ESPN+)	1:00 p.m.
	<i>First meeting</i>	
Sept. 10	at Southern Illinois (ESPN+)	6:00 p.m.
	<i>SEMO leads 42-39-8; Last Meeting: SIU won 47-21 (9/2/21)</i>	
Sept. 17	Nicholls (ESPN+)	2:00 p.m.
	<i>Nicholls leads 1-0; Last Meeting; Nicholls won 18-17 (10/4/75)</i>	
Sept. 24	Central Arkansas (ESPN+)	2:00 p.m.
	<i>Series tied 7-7-1; Last Meeting: UCA won 13-9 (9/13/86)</i>	
Oct. 1	at Lindenwood* (ESPN+)	1:00 p.m.
	<i>First meeting</i>	
Oct. 8	Tennessee Tech* (ESPN+)	2:00 p.m.
	<i>Tennessee Tech leads 16-14; Last Meeting: TTU won 28-17 (10/2/21)</i>	
Oct. 22	at Northwestern State	1:00 p.m.
	<i>First meeting</i>	
Oct. 29	Eastern Kentucky (HC) (ESPN+)	1:00 p.m.
	<i>Eastern Kentucky leads 25-5; Last Meeting: SEMO won 38-31 (11/9/19)</i>	
Nov. 5	at Tennessee State* (ESPN+)	5:00 p.m.
	<i>SEMO leads 15-14; Last Meeting: SEMO won 47-14 (9/25/21)</i>	
Nov. 12	at Eastern Illinois* (ESPN+)	2:00 p.m.
	<i>Eastern Illinois leads 18-11; Last Meeting: SEMO won 38-15 (10/30/21)</i>	
Nov. 19	Murray State* (ESPN+)	1:00 p.m.
	<i>Murray State leads 43-13-1; Last Meeting: MSU won 28-10 (11/13/21)</i>	

* Denotes Ohio Valley Conference Matchup
Home Games in Bold HC - Homecoming
 All Times Central and Subject to Change

QUICK FACTS

Basic Information

Location: Cape Girardeau, Mo.
 Enrollment: 11,502
 Founded: 1873
 Nickname: Redhawks
 Colors: Red and Black
 President: Dr. Carlos Vargas
 Athletic Director: Brady Barke
 Stadium (Capacity): Houck Field (10,000)
 Surface: FieldTurf
 Twitter: @SEMORedhawks, @SEMOfotball

Media Relations

Football Contact: Jeff Honza
 Office Phone: (573) 651-2933
 Cell Phone: (618) 528-1145
 Fax: (573) 651-2810
 Email: jhonza@semo.edu
 Web site: GoSoutheast.com
 Press Box Phone: (573) 651-2191

Team Information

Offense: Multiple/Spread
 Defense: Pro Style 3-4
 Lettermen Returning:
 Offensive Starters Returning: 7
 Defensive Starters Returning: 6
 Specialist Starters Returning: 3
 2021 Record/OVC Record (Finish): 4-7/4-2 (2nd/tie)
 Postseason: none

All-Time Record/OVC Record: 475-548-36 (.466)/93-141 (.397)
 Joined OVC: 1991
 OVC Championships (Last): 2 (2019)
 NCAA FCS Playoff Appearances (Last): 3 (2019)

PLAYERS TO WATCH



GENO HESS

Senior • Running Back
5-8 • 209 • Peoria, Ill.

Preseason OVC Offensive Player of the Year ... Walter Payton Award Watch List, after being a finalist a year ago ... Last year led the OVC with 1,116 yards, 14 touchdowns and 111.6 yards per game en route to first-team All-OVC honors ... Also landed on three different All-America teams ... 2020-21 HERO Sports Sophomore All-American selection ... Led all FCS players with 12 rushing touchdowns last season ... Finished the year with 666 rushing yards in eight games, averaging 82.1 yards/game ... Named to OVC All-Newcomer Team in 2019, rushing for 575 yards and six touchdowns for an OVC Championship team ... Used a redshirt in 2018, playing in four games and compiling 64 yards ... Set an Illinois high school record with 64 rushes in a game ... Ran for 2,821 yards and 44 touchdowns for 5A Champion Peoria as a junior.



LAWRENCE JOHNSON

Senior • Defensive Back
6-0 • 196 • St. Louis, Mo.

Played in first six games of the year, making three starts at strong safety, before suffering an injury and missing rest of the year ... In his six games had 23 tackles and a fumble recovery ... In the 2020-21 season, started eight game and led team with 55 tackles, ranking ninth in the OVC in tackles per game (6.9) ... Had a season-best 12 tackles against Tennessee Tech ... Played in 13 games, starting 11, in SEMO's 2019 OVC Championship season ... That season had 53 tackles (40 solo) ... Played in eight games on special teams as a true freshman in 2018 ... In high school passed for 1,214 yards and seven touchdowns as a senior, while also rushing for 799 yards and scoring nine rushing touchdowns.

TEAM NOTES

- Southeast Missouri was picked second in this year's Ohio Valley Conference Preseason Poll. SEMO accumulated 59 points and three first-place votes in the overall voting by the league's Head Coaches and Communication Directors.
- Running Back Geno Hess was tabbed the 2022 OVC Preseason Offensive Player of the Year. Hess headlined a six Preseason All-OVC selections for the Redhawks. Wide receiver Johnny King, offensive linemen Nate Korte and Zack Gieg, punter Zach Haynes and inside linebacker Bryce Norman also earned preseason accolades.
- Head Coach Tom Matukewicz is in his ninth year at the Southeast Missouri helm. Matukewicz has the most wins of any head coach during SEMO's NCAA Division I era. He has led the Redhawks to a program best four-straight winning records in OVC play.
- On July 17, 2022, the bid process began for the first phase of a new multiuse complex at Southeast Missouri State University that will include a football and soccer facility as well as academic and laboratory spaces.



OHIO VALLEY CONFERENCE



NUMERICAL ROSTER

No.	Name	Pos.	Ht.	Wt.	Yr.	Hometown (Last School)
1	Ryan Flournoy	WR	6-2	197	Jr.	Hazelcrest, Ill. (Iowa Western CC)
2	Joedrick Lewis	CB	5-11	184	So.	Houston, Texas (Trinity Valley CC)
2	Jackson Bray	WR	5-11	184	Fr.	Nixa, Mo. (Nixa)
3	Christian Perez	QB	6-1	211	Sr.	East St. Louis, Ill. (Louisville)
3	Logan Bruns	K	6-1	196	Fr.	Jackson, Mo. (Jackson)
4	Johnny King	WR	6-4	206	Sr.	Lauderdale Lakes, Fla. (Northeastern Okla. A&M)
4	Christian Fuhrman	ILB	6-1	237	So.	Mesa, Ariz. (Garden City CC)
5	CJ Ogonna	QB	6-2	212	Sr.	Marietta, Ga. (Hutchinson CC)
5	Ty Leonard	CB	6-0	170	Sr.	Louisville, Ky. (Butler)
6	Geno Hess	RB	5-8	222	Sr.	Peoria, Ill. (Peoria)
6	William McCall	S	6-1	171	Jr.	Warner Robins, Ga. (Highland CC)
7	Lawrence Johnson	S	6-0	196	Sr.	St. Louis, Mo. (Riverview Gardens)
7	Jalen Blackburn	WR	6-2	195	Fr.	Fayetteville, Ark. (Fayetteville)
8	Trai Hodges	S	5-10	178	Sr.	Rome, Ga. (Rome)
8	Pervis Frazier	WR	6-0	200	Sr.	Louisville, Miss. (East Mississippi CC)
9	Keveon Robbins	RB	6-0	211	Fr.	Sparta, Ga. (Hancock Central)
9	Shamar Williamson	WR	6-1	168	Fr.	New Madrid, Mo. (New Madrid County Central)
10	Paxton DeLaurent	QB	6-5	215	So.	Camdenton, Mo. (Central Methodist)
10	Dony'e Taylor	DB	6-1	202	Jr.	Cape Girardeau, Mo. (Central)
11	Mike Matthews	OLB	6-1	237	Sr.	Fayetteville, N.C. (Jack Britt)
11	Patrick Heitert	QB	6-0	201	Fr.	St. Louis, Mo. (Christian Brothers College)
12	Jacob Buie	QB	6-5	208	Sr.	Memphis, Tenn. (University School of Jackson)
12	Jordan Cole	OLB	6-2	214	Gr.	Ferguson, Mo. (Northern Illinois)
13	Mali Walton	ILB	6-0	222	So.	St. Louis, Mo. (Parkway South)
14	Dalyn McDonald	WR	5-11	174	So.	Gautier, Miss. (Southwest Mississippi CC)
14	Slade Dollar	DB	6-2	190	Fr.	Naples, Fla. (Naples)
15	Garrett Todd	WR	5-10	172	Sr.	Lebanon, Tenn. (Wilson Central)
16	Damoriea Vick	WR	6-3	206	Jr.	Oklahoma City, Okla. (Missouri State)
16	Austin Carter	OLB	6-3	225	Jr.	Broken Arrow, Okla. (Northeastern Okla. A&M)
17	Kyron Downing	WR	5-10	180	Fr.	Vinita, Okla. (Vinita)
17	Jesi Bediako	OLB	6-3	194	Jr.	Kansas City, Mo. (Fullerton College)
18	Keandre Booker	OLB	6-3	243	Sr.	Moss Point, Miss. (Moss Point)
18	Carson Smith	QB	6-5	199	Fr.	Eureka, Mo. (Eureka)
19	Adam Krause	K/P	6-0	180	Sr.	Chicago, Ill. (Western Kentucky)
20	Q'Nairies Anderson	RB	5-11	195	Sr.	Charleston, Mo. (Charleston)
21	Shamenski Rucker	RB	5-10	190	Jr.	Lawrenceville, Ga. (Central Gwinnett)
22	Tyler Nelome	CB	6-3	193	Jr.	Atlanta, Ga. (Dutchtown)
23	Henry Pickens III	CB	6-1	167	Fr.	Belle Glade, Fla. (Palmetto Prep Academy (S.C.))
24	JaQori Williams	S	6-0	181	So.	Millbrook, Ala. (Dodge City CC)
25	Amehre Morrison	RB	5-6	160	Fr.	College Park, Ga. (River Ridge)
26	Keilyn Tyus	OLB	6-3	229	Jr.	Barnesville, Ga. (Lamar County)
27	Aquarius Winston, Jr.	DB	6-1	190	Fr.	Southaven, Miss. (Southaven)
28	Eric Ivory, Jr.	DB	6-0	179	Fr.	Vienna, Ga. (Crisp County)
29	Antonio Taylor	S	5-11	185	So.	Ellenwood, Ga. (Cedar Grove)
30	Jaylan West	WR	6-3	175	Fr.	Marion, Ark. (Rivercrest)
31	Devin Wills	RB	5-11	208	So.	Mascoutah, Ill. (Missouri Baptist)
32	Bryce Norman	ILB	6-0	216	So.	Jackson, Mo. (Jackson)
33	Darrell Smith	RB	5-11	201	Jr.	Alton, Ill. (College of DuPage)
34	Dylan Schnitzler	RB	5-8	186	Fr.	Festus, Mo. (Jefferson)
35	Jordan Jarrett	DB	6-0	176	Fr.	Kennett, Mo. (Kennett)
36	Austin Harpenau	K	6-0	183	Sr.	Overland Park, Kan. (Western Illinois)
37	Nik Rowland	TE	6-5	225	Fr.	Poplar Bluff, Mo. (Poplar Bluff)
38	Joel Logan	OLB	6-3	216	Fr.	Helena, Ala. (Helena)
39	Jorge Figueroa	K	6-0	222	So.	Las Cruces, N.M. (Santa Barbara City College)
41	Jenson Walker	LS	6-3	227	Jr.	Holly, Mich. (Holly)
42	Collin Williams	OLB	6-3	215	Fr.	Kansas City, Mo. (Bishop Miege)
43	Matt Bigley	ILB	6-1	224	Sr.	West Salem, Wis. (Ellsworth CC)
44	Jacob Morrissey	ILB	6-0	230	Jr.	Edwardsville, Ill. (Edwardsville)
45	Izeal Terrell	ILB	6-3	234	Sr.	Alton, Ill. (Alton)
46	Clark Curnow	K	6-0	183	So.	Jackson Hole, Wyo. (Jackson Hole)
47	Zach Haynes	P	6-1	193	Jr.	Potosi, Mo. (Potosi)
48	Latreion Thompson	OLB	6-2	210	Fr.	Kennett, Mo. (Kennett)
49	DC Pippin	K	6-0	178	Jr.	Springfield, Ill. (Springfield)
50	Lunden Manuel	DL	6-2	295	Sr.	Cordova, Tenn. (St. Benedict at Auburndale)
51	Nolan Reed	ILB	6-3	221	Fr.	Bonne Terre, Mo. (North County)
52	Judd Cunningham	ILB	6-0	209	Fr.	Farmington, Mo. (Farmington)
53	Otto Kyler	ILB	6-2	237	Fr.	Zionsville, Ind. (Zionsville)
55	Jace Pulley	ILB	6-1	241	Fr.	Marshfield, Mo. (Marshfield)
56	Zack Gieg	OL	6-1	287	Sr.	Morgan Hill, Calif. (Fresno State)
57	Jalias Anderson	ILB	6-3	210	Fr.	Malden, Mo. (Malden)
59	Adrian Smith	DB	6-1	181	Fr.	New Madrid, Mo. (New Madrid County Central)
60	AJ Laux	OL	6-4	297	Jr.	Gilbert, Ariz. (Higley)
61	Ja'Mian Golden	OLB	6-3	239	Fr.	Parma, Mo. (New Madrid County Central)
62	Ja'Kobe Watkins	OL	6-2	289	Fr.	Detroit, Mich. (Belleville)
64	Chris Frye	OL	6-2	279	Fr.	Kansas City, Mo. (Lincoln Prep)
66	McKel Brumfield	OL	6-0	314	Fr.	Farmington, W.Va. (North Marion)
68	Nate Korte	OL	6-4	305	Sr.	Morris, Ill. (Morris Community)
69	Kobe Sixkiller	OL	6-1	300	So.	Jay, Okla. (Northeastern Oklahoma A&M)
70	Shyron Rodgers	OL	6-3	330	Sr.	Corinth, Miss. (Northwest Mississippi CC)
71	Tyson Miller	OL	6-5	279	Fr.	Lafayette, Ind. (Lafayette Jefferson)
72	Jamarcus Hill	OL	6-5	275	Fr.	Jefferson, Ga. (Jefferson)
73	Will Christopher	OL	6-3	301	Sr.	Girard, Ill. (North Mac)
74	Phillip Wilder	OL	6-5	303	Jr.	Atlanta, Ga. (Mt. Zion)
75	Clive Truschel	OL	6-3	291	Sr.	Clovis, Calif. (Fresno State)
76	Terry Cook	OL	6-4	309	Fr.	Elgin, Texas (Cisco College)
77	Rashad Turner	OL	6-5	294	Fr.	St. Louis, Mo. (Carnahan)
78	Cameron Lawson	OL	6-3	281	Fr.	Liberty, Mo. (Liberty)
80	Kortez Stevenson	TE	6-4	237	Fr.	Kansas City, Mo. (Center)
81	Danny Joiner	TE	6-3	249	So.	Kansas City, Mo. (Army)
82	Jaelyn Marsh	WR	5-11	188	Fr.	Dickson, Tenn. (Nashville Christian)
83	Jack Clinkenbeard	WR	5-11	196	Fr.	Springfield, Mo. (Glendale)
84	Zach Martin	WR	5-10	177	So.	Long Beach, Calif. (Long Beach City College)
85	Octavius Henderson	WR	6-3	185	Fr.	Nashville, Tenn. (Goodpasture Christian)
86	Alex Atwell	K	5-10	158	Fr.	Mt. Joliet, Tenn. (Wilson Central)
87	Braden Thompson	TE	6-4	241	Fr.	Nebraska City, Neb. (Nebraska City)
88	Will Weidemann	TE	6-5	261	Sr.	Clarion, Iowa (Ellsworth CC)
89	Justin Mitchell	WR	5-10	179	So.	Lenexa, Kan. (Dodge City CC)
90	Michael Harris	DL	6-2	290	So.	Shawnee, Kan. (Shawnee Mission Northwest)
91	LaWilliam Holmes	DL	6-2	300	Sr.	Carthage, Miss. (Copiah-Lincoln CC)
92	Caleb Williams	DL	6-4	280	So.	San Antonio, Texas (Trinity Valley CC)
93	Tony Failla	DL	6-2	279	Fr.	Omaha, Neb. (Millard West)
94	Harris Adams	DL	6-3	307	So.	Dickson, Tenn. (Nashville Christian)
95	Sam Keeper	DL	6-1	267	So.	St. Louis, Mo. (Cardinal Ritter)
96	Nasim Cairo	DL	6-2	248	Fr.	Edwardsville, Ill. (Edwardsville)
97	Caleb Webb	DL	5-11	285	Fr.	Memphis, Tenn. (Cordova)
98	Michael Jamerson	DL	6-2	313	Fr.	Tulsa, Okla. (Owasso)
99	Steven Lewis	DL	6-1	289	Jr.	Pontiac, Ill. (Pontiac)

ALPHABETICAL ROSTER

No.	Name	Pos.	Yr.
94	Harris Adams	DL	So.
57	Jalias Anderson	ILB	Fr.
20	Q'Nairies Anderson	RB	Sr.
86	Alex Atwell	K	Fr.
17	Jesi Bediako	OLB	Jr.
43	Matt Bigley	ILB	Jr.
7	Jalen Blackburn	WR	Fr.
18	Keandre Booker	OLB	Sr.
2	Jackson Bray	WR	Fr.
66	McKel Brumfield	OL	Fr.
3	Logan Bruns	K	Fr.
12	Jacob Buie	QB	Sr.
96	Nasim Cairo	DL	Fr.
16	Austin Carter	OLB	Jr.
73	Will Christopher	OL	Sr.
83	Jack Clinkenbeard	WR	Fr.
12	Jordan Cole	OLB	Gr.
76	Terry Cook	OL	Gr.
52	Judd Cunningham	ILB	Fr.
46	Clark Curnow	K	So.
10	Paxton DeLaurent	QB	So.
14	Slade Dollar	DB	Fr.
17	Kyron Downing	WR	Fr.
93	Tony Failla	K	Fr.
39	Jorge Figueroa	DL	So.
1	Ryan Flournoy	WR	Jr.
8	Pervis Frazier	WR	Jr.
64	Chris Frye	OL	Fr.
4	Christian Fuhrman	ILB	So.
56	Zack Gieg	OL	Sr.
61	Ja'Mian Golden	OLB	Fr.
36	Austin Harpenau	K	Sr.
90	Michael Harris	DL	So.
47	Zach Haynes	P	Jr.
11	Patrick Heitert	QB	Fr.
85	Octavius Henderson	WR	Fr.
6	Geno Hess	RB	Sr.
72	Jamarcus Hill	OL	Fr.
8	Trai Hodges	S	Sr.
91	LaWilliam Holmes	DL	Sr.
28	Eric Ivory, Jr.	DB	Fr.
98	Michael Jamerson	DL	Fr.
35	Jordan Jarrett	DB	Fr.
7	Lawrence Johnson	S	Sr.
81	Danny Joiner	TE	So.
95	Sam Keeper	DL	So.
4	Johnny King	WR	Sr.
68	Nate Korte	OL	Sr.
19	Adam Krause	K/P	Sr.
53	Otto Kyler	ILB	Fr.
60	AJ Laux	OL	Jr.
78	Cameron Lawson	OL	Fr.
5	Ty Leonard	CB	Sr.
2	Joedrick Lewis	CB	So.
99	Steven Lewis	DL	Jr.
38	Joel Logan	OLB	Fr.
50	Lunden Manuel	DL	Sr.
82	Jaelyn Marsh	WR	Fr.
84	Zach Martin	WR	So.
11	Mike Matthews	OLB	Sr.
6	William McCall	S	Jr.
14	Dalyn McDonald	WR	So.
71	Tyson Miller	OL	Fr.
89	Justin Mitchell	WR	So.
25	Amehre Morrison	RB	Fr.
44	Jacob Morrissey	ILB	Jr.
22	Tyler Nelome	CB	Jr.
32	Bryce Norman	ILB	So.
5	CJ Ogonna	QB	So.
3	Christian Perez	QB	Sr.
23	Henry Pickens III	CB	Fr.
49	DC Pippin	K	Jr.
55	Jace Pulley	ILB	Fr.
51	Nolan Reed	ILB	Fr.
9	Keveon Robbins	RB	Fr.
70	Shyron Rodgers	OL	Sr.
37	Nik Rowland	TE	Fr.
21	Shamenski Rucker	RB	Jr.
34	Dylan Schnitzler	RB	Fr.
69	Kobe Sixkiller	OL	So.
59	Adrian Smith	DB	Fr.
18	Carson Smith	QB	Fr.
33	Darrell Smith	RB	Jr.
80	Kortez Stevenson	TE	Fr.
29	Antonio Taylor	S	So.
10	Dony'e Taylor	DB	Jr.
45	Izeal Terrell	ILB	Sr.
87	Braden Thompson	TE	Fr.
48	Latreion Thompson	OLB	Fr.
15	Garrett Todd	WR	Sr.
75	Clive Truschel	OL	Sr.
77	Rashad Turner	OL	Fr.
26	Keilyn Tyus	OLB	Jr.
16	Damoriea Vick	WR	Jr.
41	Jenson Walker	LS	Jr.
13	Mali Walton	ILB	So.
62	Ja'Kobe Watkins	OL	Fr.
97	Caleb Webb	DL	Fr.
88	Will Weidemann	TE	Sr.
30	Jaylan West	WR	Fr.
74	Phillip Wilder	OL	Jr.
92	Caleb Williams	DL	So.
42	Collin Williams	OLB	Fr.
24	JaQori Williams	S	So.
9	Shamar Williamson	WR	Fr.
31	Devin Wills	RB	So.
27	Aquarius Winston, Jr.	DB	Fr.



Tom Matukewicz was named the 13th head coach in Southeast Missouri State football history on December 18, 2013. He was named the 2018 Roy Kidd OVC Coach of the Year after leading the Redhawks to its second-ever playoff appearance.

TOM MATUKEWICZ

HEAD COACH

8TH SEASON

42-49 CAREER RECORD

41-49 AT SOUTHEAST MISSOURI

Birthdate: August 5, 1973
Hometown: Silver Lakes, Kansas
College: Fort Hays State, 1997 (Physical Education)
Family: Wife - Lenna
 Children - Georgia, Shelby

Career Record

Year	School	Overall	Conf. (Finish)
2010	Northern Illinois	1-0	-
2014	Southeast Missouri	5-7	3-5 (6th-t)
2015	Southeast Missouri	4-7	3-4 (5th)
2016	Southeast Missouri	3-8	3-5 (7th)
2017	Southeast Missouri	3-8	3-5 (5th-t)
2018	Southeast Missouri	9-4	6-2 (2nd)
2019	Southeast Missouri	9-4	7-1 (1st-t)
2020	Southeast Missouri	4-4	4-3 (4th)
2021	Southeast Missouri	4-7	4-2 (2nd-t)

CAREER HIGHLIGHTS

- Matukewicz was named the 13th head coach in Southeast Missouri State football history on December 18, 2013.
- Tuke was named the 2018 OVC Coach of the Year after leading Southeast Missouri to an 8-3 overall and 6-2 OVC record during the regular season. The Redhawks earned an at-large berth to the FCS Playoffs, only the second playoff trip in school history.
- In 2019 he led Southeast to a share of the OVC Championship (the second in school history), its second-straight playoff appearance and second-straight nine-win season. It marked the first time in school history the program had eight-plus wins in back-to-back years and the first time in its Division I history the team had back-to-back winning seasons.
- In eight seasons at Southeast Missouri, Matukewicz has seven wins over nationally-ranked opponents, the most by a coach in program history.
- Prior to taking over at Southeast, Matukewicz spent two years (2012-13) as the defensive coordinator and linebackers coach at Toledo, and four seasons at Northern Illinois where he was the run-game coordinator before moving into the role as linebackers coach in 2011.
- At Northern Illinois he held lead the Huskies to the Mid-American Conference West Title in 2010 and the outright MAC Championship in 2011. He served as the team's Interim Head Coach for the 2010 Humanitarian Bowl (after Jerry Kill accepted the job at Minnesota) and led the team to a commanding 40-17 victory over Fresno State.
- Matukewicz spent seven seasons (2001-07) as Southern Illinois where he was the linebackers coach and run-game coordinator and played a big part in three Missouri Valley Conference Championships (2003, 2004 and 2005) and five NCAA FCS Playoff appearances (2003, 2004, 2005, 2006 and 2007). He was named the 2007 FCS Assistant Coach of the Year by the American Football Coaches Association (AFCA).
- Matukewicz got his coaching start at his alma mater, Fort Hayes State, as the defensive line and special teams coach in 1996-97. He also was a coach at Pittsburg State (1997-99), Coffeyville CC (1999-00) and Emporia State (2000-01).

ASSISTANT COACHES

- Offensive Coordinator/Quarterbacks:**Jeromy McDowell
 Alma Mater:Central Methodist, 2005 (5th season)
- Defensive Coordinator**Ricky Coon
 Alma Mater:Bethel College, 2005 (1st season)
- Defensive Pass Game Coordinator:** Ray Smith
 Alma Mater:Northern Illinois, 2006 (6th season)
- Offensive Pass Game Coordinator/WR's:** Justin Drudik
 Alma Mater:Nebraska-Kearney, 2012 (5th season)
- Defensive Line:** Jerone Steckel
 Alma Mater:Eastern Illinois, 2014 (1st season)
- Offensive Line** Lucas Orchard
 Alma Mater:Southeast Missouri, 2018 (1st season)
- Running Backs:**Luke Berblinger
 Alma Mater:Emporia State, 2018 (2nd season)
- Outside Linebackers:**Tim Billings
 Alma Mater:Southeastern Oklahoma, 1980 (1st season)
- Inside Linebackers/Specialists:**Connor Benado
 Alma Mater:MidAmerica Nazarene, 2015 (1st season)
- Tight Ends:**Cale Cook
 Alma Mater:North Carolina State, 2017 (1st season)
- Defensive Backs/Cornerbacks**Darius Hicks
 Alma Mater:Morningside, 2014 (1st season)
- Director of Operation:**Brett Blackman
 Alma Mater: (4th season)

2021 TEAM STATISTICS

	<u>SEMO</u>	<u>Opponent</u>				
SCORING	297	341				
Points Per Game	27.0	31.0				
FIRST DOWNS	187	221				
Rushing	96	91				
Passing	76	116				
Penalty	15	14				
RUSHING YARDAGE	2146	1906				
Yards Gained Rushing	2362	2198				
Yards Lost Rushing	216	292				
Rushing Attempts	440	395				
Average Per Rush	4.9	4.8				
Average Per Game	195.1	173.3				
TDs Rushing	21	23				
PASSING YARDAGE	1821	2830				
Comp-Att-Int	138-278-9	198-347-11				
Average Per Pass	6.6	8.2				
Average Per Catch	13.2	14.3				
Average Per Game	165.5	257.3				
TDs Passing	14	20				
TOTAL OFFENSE	3967	4736				
Total Plays	718	742				
Average Per Play	5.5	6.4				
Average Per Game	360.6	430.5				
TIME OF POSSESSION/GAME	30:41	29:19				
3RD DOWN CONVERSIONS	51/158	59/152				
3rd-Down Pct.	32%	39%				
4TH DOWN CONVERSIONS	10/15	10/23				
4th-Down Pct.	67%	43%				
RED-ZONE SCORES	33-33 (100%)	31-40 (77%)				
RED-ZONE TOUCHDOWNS	23-33 (70%)	25-40 (63%)				
PAT-ATTEMPTS	36-37 (97%)	37-40 (93%)				
ATTENDANCE	18,645	73,253				
Games/Avg. Per Game	5/3,729	6/12,209				
Neutral Site Games		0/0				
SCORE BY QUARTERS	<u>1st</u>	<u>2nd</u>	<u>3rd</u>	<u>4th</u>	<u>OT</u>	<u>Total</u>
Southeast Missouri	42	72	100	83	-	297
Opponents	77	112	78	74	-	341

2021 INDIVIDUAL STATISTICS

RUSHING						
<u>Player</u>	<u>G</u>	<u>Att.</u>	<u>Yds.</u>	<u>Avg.</u>	<u>TD</u>	<u>Yds./G</u>
Geno Hess	10	203	1116	5.5	14	111.6
CJ Ogbonna	11	94	357	3.8	3	32.5
Shamenski Rucker	11	77	348	4.5	3	31.6
Jalyn Williams	6	35	162	4.6	0	27.0
Q'Nairies Anderson	5	4	96	24.0	1	19.2
PASSING						
<u>Player</u>	<u>G</u>	<u>Comp.-Att.</u>	<u>Pct.</u>	<u>Yds.</u>	<u>TD/Int.</u>	<u>Avg.</u>
CJ Ogbonna	11	111-220	50.5	1521	12/8	138.3
Jalyn Williams	6	22-47	46.8	211	1/1	35.2
Christian Perez	3	4-7	57.1	54	1/0	18.0
RECEIVING						
<u>Player</u>	<u>G</u>	<u>No.</u>	<u>Yds.</u>	<u>Avg.</u>	<u>TD</u>	<u>Yds./G</u>
Terrell Jester	11	25	315	12.6	2	28.6
Johnny King	11	24	449	18.7	5	40.8
Rashaan Palmer	11	18	275	15.3	1	25.0
Zack Smith	5	17	171	10.1	2	34.2
Aaron Alston	8	15	246	16.4	1	30.8
SCORING						
<u>Player</u>	<u>G</u>	<u>TD</u>	<u>Xpt.</u>	<u>FG</u>	<u>Pts.</u>	<u>Pts./G</u>
Geno Hess	10	14	-	-	84	8.4
Kenny Doak	11	0	33-34	13-19	72	6.5
Johnny King	11	5	-	-	30	2.7
CJ Ogbonna	11	3	-	-	18	1.6
Shamenski Rucker	11	3	-	-	18	1.6
TACKLES						
<u>Player</u>	<u>G</u>	<u>Solo</u>	<u>Asst.</u>	<u>Total</u>	<u>TFL</u>	<u>Sacks</u>
Bryce Norman	11	32	34	66	7.5	1.5
Omarrick Douglas	10	19	40	59	7.0	3.5
Brandon Mincey	10	23	35	58	10.5	1.5
Jacob Morrissey	11	28	22	50	6.5	3.0
Trai Hodges	11	28	21	49	1.0	0
INTERCEPTIONS						
<u>Player</u>	<u>G</u>	<u>No.</u>	<u>Yds.</u>	<u>Avg.</u>	<u>TD</u>	<u>PBU</u>
Trai Hodges	11	4	10	2.5	0	8
Ty Leonard	11	2	31	15.5	0	5
Mike Matthews	11	1	10	10.0	1	3

Returning Players in Bold



2021 SCHEDULE AND RESULTS

<u>Date</u>	<u>Opponent</u>	<u>Result</u>	<u>Attendance</u>
9/2	#7 Southern Illinois	L, 21-47	4,075
9/11	at #1 Sam Houston	L, 14-52	7,728
9/18	at Missouri	L, 28-59	46,598
9/25	Tennessee State*	W, 47-14	3,896
10/2	at Tennessee Tech*	L, 17-28	3,655
10/9	at Austin Peay*	W, 30-14	6,729
10/16	Murray State #	L, 31-32	3,682
10/23	at #13 UT Martin #	L, 30-38	2,230
10/30	Eastern Illinois*	W, 38-15	3,773
11/13	at Murray State*	L, 10-28	6,313
11/20	#8 UT Martin*	W, 31-14	3,219

* - Ohio Valley Conference Contest
 # - Does Not Count in OVC Standings
Home Games in Bold



OHIO VALLEY CONFERENCE



TEAM RECORDS

INDIVIDUAL RUSHING

Most Attempts

Game: 40 - Kelvin Anderson vs. Austin Peay (1993)
 Season: 305 - Henry Harris (2010)
 Career: 637 - Walter Smallwood (1965-68)

Most Yards

Game: 293 - Henry Harris vs. SW Baptist (2010)
 Season: 1,735 - Henry Harris (2010)
 Career: 3,392 - Kelvin Anderson (1992-94)

INDIVIDUAL PASSING

Most Attempts

Game: 63 - Mke Haley vs. Kent State (2005)
 Season: 466 - Andrew Goodenough (2004)
 Career: 885 - Jason Liley (1989-92)

Most Completions

Game: 34 - Andrew Goodenough vs. EIU (2004)
 34 - Mike Haley vs. Kent State (2005)
 Season: 279 - Andrew Goodenough (2004)
 Career: 556 - Jason Liley (1989-92)

Most Yards

Game: 429 - Jack Tomco vs. UT Martin (2002)
 Season: 3,132 - Jack Tomco (2002)
 Career: 6,179 - Jason Liley (1989-92)

INDIVIDUAL RECEIVING

Most Receptions

Game: 14 - Farron Haley vs. Lincoln (1989)
 Season: 87 - Willie Ponder (2002)
 Career: 181 - Darrell Philon (1988-91)

Most Receiving Yards

Game: 211 - Art Miller vs. Evansville (1969)
 Season: 1,453 - Willie Ponder (2002)
 Career: 2,543 - Willie Ponder (2001-02)



Henry Harris was named an All-American and OVC Offensive Player of the Year after a record-breaking season in 2010. Harris set the Redhawks single season rushing record with 1,735 yards, the fourth-highest mark in OVC history.

YEAR-BY-YEAR RESULTS


YEAR	ALL	OVC	COACH	YEAR	ALL	OVC	COACH
1904	2-0	--	--	1963	4-6	--	Kenneth Knox
1905	2-1	--	--	1964	5-5	--	Kenneth Knox
1906	2-3-1	--	--	1965	2-8	--	Kenneth Knox
1907	1-3	--	--	1966	5-5	--	Kenneth Knox
1908	0-3	--	--	1967	8-2	--	Kenneth Knox
1909	1-1	--	--	1968	6-4	--	Tom Thrower
1910	1-1	--	--	1969	8-2	--	Tom Thrower
1911	2-2	--	--	1970	5-5	--	Tom Thrower
1912	2-2	--	--	1971	7-3-1	--	Tom Thrower
1913	1-3-1	--	--	1972	5-4-1	--	Tom Thrower
1914	No games played	--	--	1973	6-4	--	Tom Thrower
1915	2-4	--	F. Courleaux	1974	7-4	--	Jim Lohr
1916	4-5	--	F. Courleaux	1975	7-4	--	Jim Lohr
1917	2-2-1	--	F. Courleaux	1976	7-3-1	--	Jim Lohr
1918	2-0	--	F. Courleaux	1977	7-3-1	--	Jim Lohr
1919	2-4	--	F. Courleaux	1978	6-5	--	Jim Lohr
1920	0-4	--	F. Courleaux	1979	6-4-1	--	Jim Lohr
1921	1-4-2	--	F. Courleaux	1980	4-7	--	Jim Lohr
1922	5-2-1	--	F. Courleaux	1981	2-9	--	Jim Lohr
1923	4-3	--	F. Courleaux	1982	5-5-1	--	Jim Lohr
1924	3-5	--	F. Courleaux	1983	1-9	--	Jim Lohr
1925	4-2-2	--	F. Courleaux	1984	1-10	--	Bob Smith
1926	0-6-1	--	F. Courleaux	1985	4-7	--	Bob Smith
1927	1-5-2	--	F. Courleaux	1986	6-5	--	Bob Smith
1928	1-5-1	--	F. Courleaux	1987	6-4-1	--	Bob Smith
1929	3-3-1	--	F. Courleaux	1988	6-4	--	Bill Maskill
1930	1-6-1	--	George Flamank	1989	7-4	--	Bill Maskill
1931	2-8	--	George Flamank	1990	7-3	--	John Mumford
1932	2-6-1	--	Abe Stuber	1991	3-8	3-4	John Mumford
1933	5-3-1	--	Abe Stuber	1992	2-9	2-6	John Mumford
1934	8-1	--	Abe Stuber	1993	3-8	2-6	John Mumford
1935	7-2	--	Abe Stuber	1994	7-5	5-3	John Mumford
1936	4-5	--	Abe Stuber	1995	5-6	5-3	John Mumford
1937	9-0	--	Abe Stuber	1996	3-8	3-5	John Mumford
1938	3-5	--	Abe Stuber	1997	4-7	1-6	John Mumford
1939	5-3-1	--	Abe Stuber	1998	3-8	2-5	John Mumford
1940	4-5-1	--	Abe Stuber	1999	3-8	2-5	John Mumford
1941	4-4-1	--	Abe Stuber	2000	3-8	1-6	Tim Billings
1942	6-2	--	Abe Stuber	2001	4-7	1-5	Tim Billings
1943	4-2	--	Abe Stuber	2002	8-4	4-2	Tim Billings
1944	3-4	--	Abe Stuber	2003	5-7	5-3	Tim Billings
1945	No games played	--	--	2004	3-8	3-5	Tim Billings
1946	8-0-1	--	Abe Stuber	2005	2-9	2-6	Tim Billings
1947	2-6-1	--	Wayne Goddard	2006	4-7	2-6	Tony Samuel
1948	0-7-2	--	Wayne Goddard	2007	3-8	1-7	Tony Samuel
1949	2-7	--	Wayne Goddard	2008	4-8	2-6	Tony Samuel
1950	4-5-1	--	Wayne Goddard	2009	2-9	1-7	Tony Samuel
1951	2-5-1	--	Wayne Goddard	2010	9-3	7-1	Tony Samuel
1952	4-4	--	Kenneth Knox	2011	3-8	2-6	Tony Samuel
1953	4-3-2	--	Kenneth Knox	2012	3-8	2-6	Tony Samuel
1954	7-2	--	Kenneth Knox	2013	3-9	2-6	Tony Samuel
1955	9-0	--	Kenneth Knox	2014	5-7	3-5	Tom Matukewicz
1956	2-7	--	Kenneth Knox	2015	4-7	3-4	Tom Matukewicz
1957	6-2-1	--	Kenneth Knox	2016	3-8	3-5	Tom Matukewicz
1958	7-1-1	--	Kenneth Knox	2017	3-8	3-5	Tom Matukewicz
1959	7-2	--	Kenneth Knox	2018	9-4	6-2	Tom Matukewicz
1960	6-4	--	Kenneth Knox	2019	9-4	7-1	Tom Matukewicz
1961	5-5	--	Kenneth Knox	2020	4-4	4-3	Tom Matukewicz
1962	7-3	--	Kenneth Knox	2021	4-7	4-2	Tom Matukewicz

OVC Championships (2)
2010, 2019

NCAA FCS Playoff Appearances (3)
2010, 2018, 2019

ALL-TIME COACHES

Coach	Years	Overall Record	OVC Record	OVC Titles	Playoff Appearances
F. Courleaux	1915-29	34-53-11 (.347)	-	-	-
George Flamank	1930-31	3-14-1 (.166)	-	-	-
Abe Stuber	1932-46	72-46-6 (.600)	-	-	-
Wayne Goddard	1947-51	10-30-5 (.222)	-	-	-
Kenneth Knox	1952-67	89-58-4 (.583)	-	-	-
Tom Thrower	1968-73	32-22-2 (.607)	-	-	-
Jim Lohr	1974-83	52-53-4 (.477)	-	-	-
Bob Smith	1984-87	17-26-1 (.386)	-	-	-
Bill Maskill	1988-89	13-8-0 (.619)	-	-	-
John Mumford	1990-99	40-70 (.364)	25-43 (.368)	0	0
Tim Billings	2000-05	25-43 (.321)	16-27 (.372)	0	0
Tony Samuel	2006-13	31-60 (.341)	19-44 (.302)	1	1
Tom Matukewicz	2014-present	41-49 (.456)	33-27 (.550)	1	2



Nissan Stadium (69,143) - Opened in 1999



TENNESSEE STATE TIGERS



Dr. Glenda Glover
President



Dr. Mikki Allen
Athletics Director



Nick Guerriero
Football Contact



Eddie George
Head Coach

2022 SCHEDULE

Sept. 3	at Eastern Washington (ESPN+)	3:00 p.m.
	<i>First meeting</i>	
Sept. 10	vs. Jackson State \$ (ESPN3)	6:00 p.m.
	<i>Tennessee State leads 29-22-2; Last Meeting: JSU won 38-16 (9/11/21)</i>	
Sept. 17	at Middle Tennessee (ESPN+)	6:00 p.m.
	<i>Middle Tennessee leads 11-8; Last Meeting: MTSU won 45-26 (9/7/19)</i>	
Oct. 1	Lane College % (ESPN+)	1:00 p.m.
	<i>Tennessee State leads 5-0-4; Last Meeting: TSU won 43-26 (10/5/96)</i>	
Oct. 8	Bethune-Cookman (HC) (ESPN+)	5:00 p.m.
	<i>Tennessee State leads 8-2; Last Meeting: TSU won 34-3 (9/1/18)</i>	
Oct. 15	at Tennessee Tech* (ESPN+)	6:00 p.m.
	<i>Tennessee State leads 21-14; Last Meeting: TSU won 20-13 in OT (10/16/21)</i>	
Oct. 22	Eastern Illinois* (ESPN+)	2:00 p.m.
	<i>Eastern Illinois leads 15-10; Last Meeting: TSU won 28-0 (10/23/21)</i>	
Oct. 29	at Murray State* (ESPN+)	2:00 p.m.
	<i>Murray State leads 18-14; Last Meeting: TSU won 27-21 (10/30/21)</i>	
Nov. 5	Southeast Missouri* (ESPN+)	5:00 p.m.
	<i>SEMO leads 15-14; Last Meeting: SEMO won 47-17 (9/25/21)</i>	
Nov. 12	UT Martin* (ESPN+)	4:00 p.m.
	<i>Tennessee State leads 18-13; Last Meeting: UTM won 41-20 (11/6/21)</i>	
Nov. 19	at Texas A&M-Commerce (ESPN+)	2:00 p.m.
	<i>First meeting</i>	

* Denotes OVC Matchup

\$ - Southern Heritage Classic (Memphis, Tenn.)

% - John Merritt Classic (Hale Stadium - Nashville, Tenn.)

HC - Homecoming

Home Games in Bold; All Times Central and Subject to Change

QUICK FACTS

Basic Information

Location: Nashville, Tenn.
 Enrollment: 9,165
 Founded: 1912
 Nickname: Tigers
 Colors: Reflex Blue and White
 President: Dr. Glenda Glover
 Athletic Director: Dr. Mikki Allen
 Stadium (Capacity): Nissan Stadium (69,143)
 Surface: Tifsport Bermuda Sod
 Twitter: @TSU_Tigers, @TSUTigersFB

Media Relations

Football Contact: Nick Guerriero
 Office Phone: (615) 963-6638
 Cell Phone: (516) 849-8080
 Fax: (615) 963-7692
 Email: nguerrie@tnstate.edu
 Web site: www.TSUTigers.com
 Press Box Phone: (615) 565-4450

Team Information

Offense: Spread/Pro Style
 Defense: 4-3
 Lettermen Returning/Lost:
 Offensive Starters Returning:
 Defensive Starters Returning:
 Specialist Starters Returning:
 2021 Record/OVC Record (Finish): 5-6/3-3 (4th/tie)
 Postseason: none

All-Time Record/OVC Record: 574-314-33 (.641)/110-133 (.453)
 Joined OVC: 1988
 OVC Championships (Last): 2 (1999)
 NCAA FCS Playoff Appearances (Last): 5 (2013)

PLAYERS TO WATCH



DEVON STARLING

Junior • Running Back
6-1 • 210 • Nashville, Tenn.

Preseason All-OVC selection ... Earned first-team All-OVC honors in 2021 after rushing for 800 yards and three touchdowns and catching a team-best 37 catches for 312 yards ... 2020-21 OVC Co-Freshman of the Year ... Freshman All-American ... Led all freshmen nationally and finished 13th overall in rushing, averaging 92.6 yards per game ... Tallied 648 total yards on 124 carries and added three touchdowns ... The 648 total yards was 17th in FCS play and second amongst freshman in all games played ... His 5.23 yards per carry was 33rd best in the country and fifth amongst first year running backs ... Had 134 rushing yards in win over UT Martin ... Was on the team at Memphis in 2019 but did not see action ... Named the 2018 Tennessee Class 6A Mr. Football; as a senior, rushed for 2,159 yards and 25 touchdowns.



JAMES GREEN

Senior • Linebacker
6-1 • 220 • Orlando, Fla.

Preseason All-OVC selection ... Earned All-OVC honors in 2021 after leading the team with 77 tackles (41 solo) and adding 7.0 tackles for loss, an interception, forced fumble and fumble recovery in 11 games ... Was a second-team All-OVC pick in 2020-21 after playing in all seven games and tallying 28 tackles and an interception ... Sat at with a medical redshirt in 2019 ... In 2018, played nine games (three starts) and had 16 tackles, including three against FBS foe Vanderbilt ... As a freshman in 2011, played in all 11 games ... Was a Top 100 prospect in Florida coming out of high school ... Played linebacker before moving to strong safety.

TEAM NOTES

- Tennessee State enters its season second under head coach Eddie George. George led the team to five wins in his inaugural season. As a running back at Ohio State, George won the Heisman Trophy in 1995 when he rushed for a school record 1,927 yards and 24 touchdowns. He would go on to be a standout player for the Houston Oilers/Tennessee Titans, rushing for over 10,000 yards without missing a start.
- Running back Devon Starling rushed for 648 yards and three touchdowns in 2020 and followed that up with 800 yards and three rushing scores a year ago. That performance earned him Sophomore All-American honors from HERO Sports.
- Tennessee State took care of the football a season ago, throwing only six interceptions in 11 games. That led the OVC and ranked 17th nationally.
- This season four of TSU's five home games will be played at Nissan Stadium, home of the Tennessee Titans. With a capacity of 69,143, it is the largest home facility used by a FCS team. The 2022 season marks the 23rd year of play at the venue for the Tigers (TSU played its 2020-21 spring games on campus).



OHIO VALLEY CONFERENCE



NUMERICAL ROSTER

No.	Name	Pos.	Ht.	Wt.	Yr.	Hometown (Last School)
0	Chevalier Brenson	WR	6-2	217	R-Fr.	St. Louis, Mo. (Ball State)
0	Bryce Phillips	CB	6-1	185	Fr.	Orange, Calif. (Santa Ana College)
1	Terray Jones	DL	6-1	310	Jr.	Madison, Fla. (Madison County)
1	Gerard Turner	WR	6-0	205	So.	Miami, Fla. (South Miami Senior)
2	Jashon Watkins	CB	6-4	200	R-So.	Memphis, Tenn. (Memphis)
2	Cam Wyche	WR	6-1	185	Sr.	Douglasville, Ga. (Lindsey Wilson)
3	Gleson Sprewell	S	6-2	195	Gr.	Surprise, Ariz. (Houston)
3	Devon Starling	RB	6-1	210	Jr.	Nashville, Tenn. (Memphis)
4	Chayil Garnett	QB	6-2	225	R-So.	Lakeland, Fla. (Lake Wales)
4	K'Vaughan Pope	LB	6-1	225	Sr.	Dinwiddie, Va. (Ohio State)
5	Dayron Johnson	WR	5-9	180	Jr.	Springfield, Tenn. (Springfield)
5	Tadarrius Patterson	DL	6-1	228	Sr.	Birmingham, Ala. (City College of San Francisco)
6	Josh Green	S	5-11	184	Jr.	Orlando, Fla. (Olympia)
7	Ken Andrews	LB	6-3	222	So.	Baton Rouge, La. (Southern Lab)
7	Draylen Ellis	QB	6-0	175	Jr.	Olive Branch, Miss. (Austin Peay)
8	Deveon Bryant	QB	6-5	225	R-Jr.	Bellwood, Ill. (Proviso West)
8	James Green	LB	6-1	220	R-Sr.	Orlando, Fla. (Olympia)
9	Terrill Allen	DL	6-0	275	Jr.	North Little Rock, Ark. (Austin Peay)
9	Heath Williams Jr	QB	6-0	205	R-Jr.	Clarksville, Tenn. (Northeast)
10	Fondren Hollis III	DB	5-11	175	R-So.	Decatur, Ga. (Columbia)
10	Tucker Pope	QB	6-2	215	So.	Cleveland, Tenn. (Walker Valley)
11	Jahsun Bryant	LB	6-2	225	R-Sr.	Nashville, Tenn. (Cane Ridge)
11	Zaire Thornton	WR	6-2	180	So.	Atlanta, Ga. (Mays)
12	Edwin Rhodes III	QB	6-1	211	So.	Miami, Fla. (American)
12	Dion Villiers	DB	5-11	165	Fr.	Lakeland, Fla. (Lake Gibson)
13	JJ Holloman	WR	6-3	215	R-Sr.	Covington, Ga. (Georgia)
13	Dylan King	DB	6-3	190	Fr.	Murfreesboro, Tenn. (Oakland)
14	Da'Shon Davis	WR	5-11	195	Jr.	Quincy, Fla. (Jefferson County)
15	Ken Garlington	DB	5-9	185	R-Sr.	Antioch, Tenn. (Brentwood Academy)
15	Martino Owens	QB	6-2	186	So.	Nashville, Tenn. (Pearl Cohn)
16	John Roberts IV	WR	6-0	175	Fr.	Nashville, Tenn. (Tennessee Valley Prep)
17	Mike Mitchell	RB	6-0	195	R-Sr.	Brookheadville, Pa. (Pleasant Valley)
17	Austin Yelder	LB	6-1	215	Fr.	Montgomery, Ala. (Lee)
18	Terry Straughter	LB	6-0	238	Gr.	Opa Locka, Fla. (Miami Carol City)
19	Tony Amerson	RB	5-11	218	Gr.	Montgomery, Ala. (Georgia Tech)
19	Kendall Johnson	LB	6-6	237	So.	Jackson, Tenn. (Olympia)
20	Tre Boone III	RB	6-0	195	So.	Clinton, Md. (St. Stevens-St. Agnus School)
21	Jordan Helton	S	6-1	200	So.	Memphis, Tenn. (Memphis Univ. School)
22	Jalen Rouse	RB	5-11	185	So.	Richmond Hill, Ga. (Richmond Hill)
23	Boogie Trotter	CB	5-9	170	Fr.	Nashville, Tenn. (Tennessee Valley Prep)
24	Zack Dobson	WR	5-8	170	Sr.	Lonsdale, Tenn. (Fulton)
24	Cory Gross	CB	6-2	205	Fr.	Rochester, N.Y. (Buffalo)
25	Christian Smith	DB	5-9	180	R-Jr.	Atlanta, Ga. (Westlake)
26	Chancellor Lorick	CB	5-10	175	Fr.	Columbia, S.C. (Lipscomb Academy)
27	Marcellious Lockett	DB	5-8	162	Jr.	Lithonia, Ga. (Martin Luther King Jr.)
28	Jalen McClendon	DB	6-0	170	So.	Tampa, Fla. (Chamberlain)
29	Jordan Gant	RB	5-10	205	Fr.	Lakeland, Fla. (Kathleen)
30	Darius Harper	DB	6-0	185	Sr.	Brentwood, Tenn. (Campbellsville)
30	James Thorpe	RB	6-2	245	Fr.	Atlanta, Ga. (The Heritage School)
31	Micah Gay	LB	6-1	200	Fr.	Johns Creek, Ga. (Johns Creek)
32	Mack Guice	CB	-	-	Fr.	Huntsville, Ala. (Kentucky Wesleyan)
33	Dorian George	CB	6-0	192	So.	Memphis, Tenn. (Germantown)
34	James Reese IV	DB	5-10	190	R-Jr.	Nashville, Tenn. (Cane Ridge)
35	Rodricus Jones	OLB	6-2	221	Fr.	Birmingham, Ala. (Huffman)
36	Zachery Drake	DB	6-0	170	So.	Nashville, Tenn. (Maplewood)
37	Michael Crawford	LB	6-1	230	R-Sr.	Lynwood, Ill. (Thornton Fractional South)
38	Amari LeFlore	S	5-10	180	So.	Ridgeland, Miss. (St. Andrews Episcopal)
39	Logan McGraw	LB	5-11	220	Fr.	Wyandotte, Mich. (Roosevelt)
40	Detoye Adewole	DE/DT	6-4	245	So.	Antioch, Tenn. (Cane Ridge)
41	Kaleb Mosley	P/K	5-10	187	Sr.	Montgomery, Ala. (Carver)
42	Christon Taylor	LB	6-0	226	Gr.	Hoover, Ala. (North Alabama)
43	Kamden Edwards	FB	5-10	225	R-Fr.	Chattanooga, Tenn. (Tyner Academy)
44	Craig Cunningham	RB	5-10	190	Fr.	Memphis, Tenn. (Lausanne Collegiate)
44	Maurice McDonald	LB	6-1	225	R-Jr.	Houston, Texas (South Alabama)
45	Jaylen Moore	LB	6-2	200	R-Fr.	Smyrna, Tenn. (Bethel)
46	Kobie Stillwell	P	6-4	190	R-Fr.	Columbus, Ohio (Fork Union)
47	Ahmad Nelson	LB	6-2	225	So.	Birmingham, Ala. (Minor)
48	Chris Walker	DL	6-4	226	So.	Sanford, Fla. (Seminole)
50	Davion Nash	LB	6-0	240	Sr.	East St. Louis, Ill. (St. Louis University High)
51	Deron Johnson	LB	6-1	228	R-Jr.	Sacramento, Calif. (American River College)
52	Carson Buchanan	LS	6-0	265	R-So.	Nashville, Tenn. (Antioch)
53	Clint Dowty III	DL	6-2	233	Jr.	Nashville, Tenn. (Maplewood)
55	Christopher Georgia	OL	6-3	328	Sr.	Warner Robins, Ga. (Murray State)
55	Davoan Hawkins	DL	6-2	286	R-Sr.	Lauderdale Hill, Fla. (Kentucky)
57	Khaliq Maddox	DE	5-10	260	Fr.	Gainesville, Ga. (Gainesville)
58	Kaden Truitt	C	6-2	255	Fr.	Edinburg, Texas (Robert Vela)
60	Evan Neal	OL	6-5	338	So.	Cleveland, Tenn. (Cleveland)
61	Kennedy Wilbert	OL	6-1	293	Jr.	Memphis, Tenn. (Middle College)
62	Chazan Page	OL	6-1	293	So.	Nashville, Tenn. (Lipscomb Academy)
64	Darrell Branch	OL	6-2	300	R-So.	Gilbert, Ariz. (Arizona)
67	Chandon Page	OL	6-3	307	Jr.	Nashville, Tenn. (Pearl-Cohn)
68	Peter Rouse	OL	6-2	280	Sr.	Cleveland, Ohio (Cleveland Heights)
70	Robert Lacey	OL	6-3	340	Sr.	Mobile, Ala. (Hutchinson CC)
71	Alex Valbeuna	G	6-0	275	Fr.	Antioch, Tenn. (Ezell-Harding Christian)
72	Rod Green	OL	6-5	305	Fr.	Dayton, Ohio (Grambling)
73	Jamari Freeman	OL	6-4	300	Fr.	Fairburn, Ga. (Langston Hughes)
74	Mayson Harris	OL	6-0	336	R-So.	Nashville, Tenn. (Pearl-Cohn)
76	Romello Tarver	OL	6-5	272	R-Jr.	Delray Beach, Fla. (McNeese)
77	Jaalon Gupton	OL	6-5	290	R-Jr.	Nashville, Tenn. (Stratford)
78	Brandon Jones	OL	6-6	330	Sr.	Dacula, Ga. (Georgia Military College)
81	Jahee Blake	WR	6-5	215	Fr.	Lynchburg, Va. (Fork Union Military Academy)
82	Christian Smith	WR	6-0	185	R-Fr.	Nashville, Tenn. (Eastern Michigan)
84	Benjamin Johnson II	TE	6-2	230	R-Sr.	Lithonia, Ga. (Georgia Military)
85	Thomas Nance	TE	6-3	275	Sr.	Eagle Lake, Fla. (South Florida)
86	Rayonta Rose	WR	6-1	207	Fr.	Belmont, N.C. (North Carolina)
87	Jytireus Smith	TE	6-4	235	Jr.	Gulfport, Miss. (Pearl River CC)
88	Josh Trueheart	TE	6-5	254	Gr.	Nashville, Tenn. (Stratford)
89	Brandon Palmer	WR	6-0	180	Fr.	Johns Creek, Ga. (Johns Creek)
90	Connor Ridde(hoff)	LS	6-2	240	Fr.	Chelsea, Ala. (Chelsea)
91	Abraham Alabi	DL	6-4	310	R-So.	Reynoldsburg, Ohio (Eastern Kentucky)
94	Evan McClary	DE	6-2	240	Fr.	St. Louis, Mo. (Memphis)
95	Avery Blaikie	DL	6-3	285	R-Jr.	Coltsneck, N.J. (Coltsneck)
96	Cameron Stewart	DL	6-3	380	Jr.	Chattanooga, Tenn. (McCallie)
98	Matthew Phillips	K/P	5-10	175	R-Sr.	Brentwood, Tenn. (Arkansas)
99	James Lowery	K/P	5-10	225	R-So.	Ft. Lauderdale, Fla. (Northern Illinois)

ALPHABETICAL ROSTER

No.	Name	Pos.	Yr.
40	Detoye Adewole	DE/DT	So.
91	Abraham Alabi	DL	R-So.
9	Terrill Allen	DL	Jr.
19	Tony Amerson	RB	Gr.
7	Ken Andrews	LB	So.
95	Avery Blaikie	DL	R-Jr.
81	Jahee Blake	WR	Fr.
20	Tre Boone III	RB	So.
64	Darrell Branch	OL	R-So.
0	Chevalier Brenson	WR	R-Fr.
8	Deveon Bryant	QB	R-Jr.
11	Jahsun Bryant	LB	R-Sr.
52	Carson Buchanan	LS	R-So.
37	Michael Crawford	LB	R-Sr.
44	Craig Cunningham	RB	Fr.
14	Da'Shon Davis	WR	Jr.
24	Zack Dobson	WR	Sr.
53	Clint Dowty III	DL	Jr.
36	Zachery Drake	DB	So.
43	Kamden Edwards	FB	R-Fr.
7	Draylen Ellis	QB	Jr.
73	Jamari Freeman	OL	Fr.
29	Jordan Gant	RB	Fr.
15	Ken Garlington	DB	R-Sr.
4	Chayil Garnett	QB	R-So.
31	Micah Gay	LB	Fr.
33	Dorian George	CB	So.
55	Christopher Georgia	OL	Sr.
8	James Green	LB	R-Sr.
6	Josh Green	S	Jr.
72	Rod Green	OL	Fr.
24	Cory Gross	CB	Fr.
32	Mack Guice	CB	Sr.
77	Jaalon Gupton	OL	R-Jr.
30	Darius Harper	DB	Sr.
74	Mayson Harris	OL	R-So.
55	Davoan Hawkins	DL	R-Sr.
21	Jordan Helton	S	So.
10	Fondren Hollis III	DB	R-So.
13	JJ Holloman	WR	R-Sr.
84	Benjamin Johnson II	TE	R-Sr.
5	Dayron Johnson	WR	Jr.
51	Deron Johnson	LB	R-Jr.
19	Kendall Johnson	LB	So.
78	Brandon Jones	OL	Sr.
35	Rodricus Jones	OLB	Fr.
1	Terray Jones	DL	Jr.
13	Dylan King	DB	Fr.
70	Robert Lacey	OL	Sr.
38	Amari LeFlore	S	So.
27	Marcellious Lockett	DB	Jr.
26	Chancellor Lorick	CB	Fr.
99	James Lowery	K/P	R-So.
57	Khaliq Maddox	DE	Fr.
94	Evan McClary	DE	Fr.
28	Jalen McClendon	DB	So.
44	Maurice McDonald	LB	R-Jr.
39	Logan McGraw	LB	Fr.
17	Mike Mitchell	RB	R-Sr.
45	Jaylen Moore	LB	R-Fr.
41	Kaleb Mosley	P/K	Sr.
85	Thomas Nance	TE	Sr.
50	Davion Nash	LB	Sr.
60	Evan Neal	OL	So.
47	Ahmad Nelson	LB	So.
15	Martino Owens	QB	So.
67	Chandon Page	OL	Jr.
62	Chazan Page	OL	So.
89	Brandon Palmer	WR	Fr.
5	Tadarrius Patterson	DL	Sr.
0	Bryce Phillips	CB	Fr.
98	Matthew Phillips	K/P	R-Sr.
4	K'Vaughan Pope	LB	Sr.
10	Tucker Pope	QB	So.
34	James Reese IV	DB	R-Jr.
12	Edwin Rhodes III	QB	So.
90	Connor Ridderhoff	LS	Fr.
16	John Roberts IV	WR	Fr.
86	Rayonta Rose	WR	Fr.
22	Jalen Rouse	RB	So.
68	Peter Rouse	OL	Sr.
25	Christian Smith	DB	R-Jr.
82	Christian Smith	WR	R-Fr.
87	Jytireus Smith	TE	Sr.
3	Gleson Sprewell	S	Jr.
3	Devon Starling	RB	Jr.
96	Cameron Stewart	DL	Jr.
46	Kobie Stillwell	P	R-Fr.
18	Terry Straughter	LB	Gr.
76	Romello Tarver	OL	R-Jr.
42	Christon Taylor	LB	Gr.
11	Zaire Thornton	WR	So.
30	James Thorpe	RB	Fr.
23	Boogie Trotter	CB	Fr.
88	Josh Trueheart	TE	Gr.
58	Kaden Truitt	C	Fr.
1	Gerard Turner	WR	So.
71	Alex Valbeuna	G	Fr.
12	Dion Villiers	DB	Fr.
48	Chris Walker	DL	So.
2	Jashon Watkins	CB	R-So.
61	Kennedy Wilbert	OL	Jr.
9	Heath Williams Jr	QB	R-Jr.
2	Cam Wyche	WR	Sr.
17	Austin Yelder	LB	Fr.



Eddie George was named the 22nd head coach in Tennessee State history on April 13, 2021. He won the Heisman Trophy while playing at Ohio State before a storied NFL career that included seven seasons with the Tennessee Titans.

EDDIE GEORGE

HEAD COACH

2ND SEASON

5-6 CAREER RECORD

Birthdate: September 24, 1973
Hometown: Philadelphia, Pennsylvania
College: Ohio State, 2001 (Landscape Architecture)
Family: Wife - Tamara
 Children - Jaire, Eriq

Career Record

<u>Year</u>	<u>School</u>	<u>Overall</u>	<u>Conf. (Finish)</u>
2021	Tennessee State	5-6	3-3 (4th-t)

CAREER HIGHLIGHTS

- George won the 1995 Heisman Trophy, after rushing for 1,927 yards and 24 touchdowns for Ohio State. The Buckeyes finished the season 10-2 and ranked No. 6 in the Associated Press poll.
- George was the 14th overall pick by the Houston Oilers (who would become the Tennessee Titans) in the 1996 NFL Draft. He was named NFL Rookie of the Year after rushing for 1,368 yards and eight touchdowns.
- He would remain the Oilers/Titans starting running back through 2003, never missing a start. He spent his final NFL season (2004) with the Dallas Cowboys. In total he rushed for 10,41 yards and 68 touchdowns while adding 268 catches for 2,227 yards and 10 additional scores.
- George was a four-time Pro Bowl selection, his No. 27 is retired by the Tennessee Titans and he is a member of the Titans/Oilers Ring of Honor. He is also a member of the College Football Hall of Fame (2011).
- George earned a MBA from Northwestern.
- Following his playing career and prior to his coaching career, he was involved in various activities, including acting. In 2015, he guest starred on an IFC episode of the satirical talk-show Comedy Bang Bang, titled "Eddie George Wears a Navy Suit and Half-Zip Pullover." In 2016, he appeared on Broadway in the musical Chicago as the hustling lawyer Billy Flynn.

ASSISTANT COACHES

- Offensive Coordinator:** Theron Aych
 Alma Mater: Northern State, 1996 (1st season)
- Defensive Coordinator:** Brandon Fisher
 Alma Mater: Montana, 2009 (2nd season)
- Linebackers:** Joe Bowden
 Alma Mater: Alcorn State (2nd season)
- Special Teams Coordinator:** Keith Burns
 Alma Mater: Oklahoma State (2nd season)
- Defensive Backs:** Richard McNutt
 Alma Mater: Ohio State, 2004 (2nd season)
- Running Backs:** Pepe Pearson
 Alma Mater: Ohio State, 1998 (2nd season)
- Defensive Line:** Clyde Simmons
 Alma Mater: Western Carolina, 1996 (2nd season)
- Wide Receivers:** Kenan Smith
 Alma Mater: Sacramento State, 2005 (2nd season)
- Tight Ends:** Michael Brewster
 Alma Mater: Ohio State, 2011 (1st season)
- Offensive Line:** Anthony Lewis
 Alma Mater: Angelo State, 2014 (1st season)
- Chief of Staff:** Dusty Bennett
 Alma Mater: Georgia State, 2008 (2nd season)

2021 TEAM STATISTICS

	<u>TSU</u>	<u>Opponent</u>				
SCORING	217	296				
Points Per Game	19.7	26.9				
FIRST DOWNS	193	202				
Rushing	79	89				
Passing	97	91				
Penalty	17	22				
RUSHING YARDAGE	1262	1727				
Yards Gained Rushing	1601	1989				
Yards Lost Rushing	339	262				
Rushing Attempts	364	406				
Average Per Rush	3.5	4.3				
Average Per Game	114.7	157.0				
TDs Rushing	13	17				
PASSING YARDAGE	2240	2285				
Comp-Att-Int	179-320-6	182-337-7				
Average Per Pass	7.0	6.8				
Average Per Catch	12.5	12.6				
Average Per Game	203.6	207.7				
TDs Passing	13	16				
TOTAL OFFENSE	3502	4012				
Total Plays	684	743				
Average Per Play	5.1	5.4				
Average Per Game	318.4	364.7				
TIME OF POSSESSION/GAME	30:04	29:55				
3RD DOWN CONVERSIONS	54/149	61/162				
3rd-Down Pct.	36%	38%				
4TH DOWN CONVERSIONS	5/12	10/19				
4th-Down Pct.	42%	53%				
RED-ZONE SCORES	27-36 (75%)	31-36 (86%)				
RED-ZONE TOUCHDOWNS	18-36 (50%)	19-36 (53%)				
PAT-ATTEMPTS	21-24 (88%)	32-35 (91%)				
ATTENDANCE	16,091	67,889				
Games/Avg. Per Game	4/4,023	5/13,578				
Neutral Site Games		2/30,426				
SCORE BY QUARTERS	<u>1st</u>	<u>2nd</u>	<u>3rd</u>	<u>4th</u>	<u>OT</u>	<u>Total</u>
Tennessee State	13	51	54	92	7	217
Opponents	38	74	77	107	0	296

2021 INDIVIDUAL STATISTICS

RUSHING						
<u>Player</u>	<u>G</u>	<u>Att.</u>	<u>Yds.</u>	<u>Avg.</u>	<u>TD</u>	<u>Yds./G</u>
Devon Starling	11	180	800	4.4	3	72.7
Jeremy Hickbottom	10	67	270	4.0	7	27.0
Jalen Rouse	11	43	146	3.4	1	13.3
Deveon Bryant	9	33	39	1.2	1	4.3
PASSING						
<u>Player</u>	<u>G</u>	<u>Cmp.-Att.</u>	<u>Pct.</u>	<u>Yds.</u>	<u>TD/Int.</u>	<u>Avg.</u>
Jeremy Hickbottom	10	139-241	57.7	1816	12/4	181.6
Deveon Bryant	9	20-42	47.6	256	0/1	28.4
Chayil Garnett	3	19-35	54.3	137	1/1	45.7
RECEIVING						
<u>Player</u>	<u>G</u>	<u>No.</u>	<u>Yds.</u>	<u>Avg.</u>	<u>TD</u>	<u>Yds./G</u>
Devon Starling	11	37	312	8.4	0	28.4
Rodell Rahmaan	11	30	490	16.3	6	44.5
Zaire Thornton	11	26	398	15.3	2	36.2
Dayron Johnson	11	22	311	14.1	3	28.3
Cam Wyche	8	17	224	13.2	0	28.0
SCORING						
<u>Player</u>	<u>G</u>	<u>TD</u>	<u>Xpt.</u>	<u>FG</u>	<u>Pts.</u>	<u>Pts./G</u>
Jeremy Hickbottom	10	7	-	-	42	4.2
Antonio Zita	10	0	17-19	8-16	41	4.1
Rodell Rahmaan	11	6	-	-	38	3.5
Dayron Johnson	11	4	-	-	24	2.2
Devon Starling	11	3	-	-	18	1.6
TACKLES						
<u>Player</u>	<u>G</u>	<u>Solo</u>	<u>Asst.</u>	<u>Total</u>	<u>TFL</u>	<u>Sacks</u>
James Green	11	41	36	77	7.0	1.0
Jahsun Bryant	10	43	32	75	2.0	0
Cory Rahman	11	41	24	65	5.5	1.0
Josh Green	11	43	20	63	2.0	0
Kenyon Garlington	11	23	17	40	2.0	0
INTERCEPTIONS						
<u>Player</u>	<u>G</u>	<u>No.</u>	<u>Yds.</u>	<u>Avg.</u>	<u>TD</u>	<u>PBU</u>
Eddie Graham	10	2	10	5.0	0	5
Cory Rahman	11	2	0	0.0	0	4
Josh Green	11	1	0	0.0	0	5
James Reese	10	1	0	0.0	0	1
James Green	11	1	47	47.0	0	0

Returning Players in Bold



2021 SCHEDULE AND RESULTS

<u>Date</u>	<u>Opponent</u>	<u>Result</u>	<u>Attendance</u>
9/5	vs. Grambling %	L, 10-16	14,682
9/11	vs. Jackson State \$	L, 16-38	46,171
9/18	Kentucky State	W, 41-7	2,513
9/25	at Southeast Missouri*	L, 14-47	3,896
10/2	at Austin Peay #	W, 24-22	7,211
10/16	Tennessee Tech*	W, 20-13 (OT)	2,420
10/23	at Eastern Illinois*	W, 28-0	6,300
10/30	Murray State*	W, 27-21	8,627
11/6	at #11 UT Martin*	L, 20-41	3,712
11/13	Austin Peay*	L, 7-36	2,531
11/20	at Mississippi State	L, 10-55	46,770

* - Ohio Valley Conference Contest

- Does Not Count in Conference Standings

% - Black College Football Hall of Fame Classic (Canton, Ohio)

\$ - Southern Heritage Classic (Memphis, Tenn.)

Home Games in Bold



OHIO VALLEY CONFERENCE



TEAM RECORDS

INDIVIDUAL RUSHING

Most Attempts

Game: 43 - Trabis Ward (2012)
 Season: 322 - Charles Anthony (2003)
 Career: 910 - Charles Anthony (2001-04)

Most Yards

Game: 285 - Charles Anthony vs. Samford (2004)
 Season: 1,739 - Charles Anthony (2004)
 Career: 5,057 - Charles Anthony (2001-04)

INDIVIDUAL PASSING

Most Attempts

Game: 55 - Brian Ransom vs. Chattanooga (1981)
 Season: 397 - Michael German (2014)
 Career: 1,147 - Michael German (2011-14)

Most Completions

Game: 36 - Brian Ransom vs. Chattanooga (1981)
 Season: 221 - Brian Ransom (1981)
 Career: 655 - Michael German (2011-14)

Most Yards

Game: 491 - Leon Murray vs. Murray State (1998)
 Season: 3,182 - Brian Ransom (1981)
 Career: 8,669 - Michael German (2011-14)

INDIVIDUAL RECEIVING

Most Receptions

Game: 13 - Tyrone Butterfield vs. Southeast Mo. (1997)
 Season: 72 - Tyrone Butterfield (1998)
 72 - Juan Hall (1996)
 Career: 200 - Mike Jones (1979-82)

Most Receiving Yards

Game: 249 - Tyrone Butterfield vs. Murray St. (1998)
 Season: 1,307 - Golden Tate (1983)
 Career: 3,903 - C.J. Johnson (2000-03)

YEAR-BY-YEAR RESULTS

YEAR	ALL	OVC	COACH	YEAR	ALL	OVC	COACH
1912	3-1	--	H.N. Robinson	1967	6-3	--	John Merritt
1913	6-0	--	H.N. Robinson	1968	6-2-1	--	John Merritt
1914	Records Incomplete	--	Buck Hunt	1969	7-1-1	--	John Merritt
1915	Records Incomplete	--	Buck Hunt	1970	11-0	--	John Merritt
1916	Records Incomplete	--	Buck Hunt	1971	9-1	--	John Merritt
1917	Records Incomplete	--	Buck Hunt	1972	11-1	--	John Merritt
1918	Records Incomplete	--	Buck Hunt	1973	10-0	--	John Merritt
1919	Records Incomplete	--	Buck Hunt	1974	8-2	--	John Merritt
1920	Records Incomplete	--	Joe E. Scruggs	1975	5-4	--	John Merritt
1921	Records Incomplete	--	Joe E. Scruggs	1976	7-2-1	--	John Merritt
1922	Records Incomplete	--	Joe E. Scruggs	1977	8-1-1	--	John Merritt
1923	Records Incomplete	--	Joe E. Scruggs	1978	8-3	--	John Merritt
1924	4-1-1	--	Joe E. Scruggs	1979	8-3	--	John Merritt
1925	4-1-1	--	George Davenport	1980	9-1	--	John Merritt
1926	Records Incomplete	--	George Davenport	1981	9-2	--	John Merritt
1927	Records Incomplete	--	Felton Gale	1982	9-0-1	--	John Merritt
1928	Records Incomplete	--	Harry Long	1983	8-2-1	--	John Merritt
1929	Records Incomplete	--	Alton Jackson	1984	11-0	--	Bill Thomas
1930	Records Incomplete	--	T.D. Upshaw	1985	7-4	--	Bill Thomas
1931	Records Incomplete	--	T.D. Upshaw	1986	10-2-1	--	Bill Thomas
1932	Records Incomplete	--	Harry Benjamin	1987	3-7-1	--	Bill Thomas
1933	4-1-1	--	Walter S. Davis	1988	3-7-1	2-4	Bill Thomas
1934	6-1	--	Walter S. Davis	1989	5-5-1	3-3	Joe Gilliam, Sr.
1935	4-2-1	--	Walter S. Davis	1990	7-4	4-2	Joe Gilliam, Sr.
1936	3-3-2	--	Walter S. Davis	1991	3-8	2-5	Joe Gilliam, Sr.
1937	3-1-1	--	Ruebin Mundy	1992	5-6	5-3	Joe Gilliam, Sr.
1938	6-1	--	Lawrence Simmons	1993	4-7	4-4	Bill Davis
1939	3-3-1	--	Lawrence Simmons	1994	5-6	4-4	Bill Davis
1940	No Games Played	--		1995	2-9	1-7	Bill Davis
1941	No Games Played	--		1996	4-7	3-5	L.C. Cole
1942	No Games Played	--		1997	4-7	4-3	L.C. Cole
1943	No Games Played	--		1998	9-3	6-1	L.C. Cole
1944	8-2-1	--	Henry Kean	1999	11-1	7-0	L.C. Cole
1945	8-2	--	Henry Kean	2000	3-8	2-5	James Reese
1946	10-1	--	Henry Kean	2001	8-3	3-3	James Reese
1947	10-0	--	Henry Kean	2002	2-10	1-5	James Reese
1948	5-3-1	--	Henry Kean	2003	7-5	5-3	James Reese
1949	9-1	--	Henry Kean	2004	4-7	2-5	James Reese
1950	9-2	--	Henry Kean	2005	2-9	1-6	James Webster
1951	8-2	--	Henry Kean	2006	6-5	5-2	James Webster
1952	8-2	--	Henry Kean	2007	5-6	4-3	James Webster
1953	8-0-1	--	Henry Kean	2008	8-4	5-3	James Webster
1954	10-0	--	Henry Kean	2009	4-7	3-4	James Webster
1955	7-2	--	Howard Gentry	2010	3-8	0-7	Rod Reed
1956	10-0	--	Howard Gentry	2011	5-6	4-4	Rod Reed
1957	5-0-1	--	Howard Gentry	2012	8-3	4-3	Rod Reed
1958	4-4	--	Howard Gentry	2013	10-4	6-2	Rod Reed
1959	9-1	--	Howard Gentry	2014	6-6	3-5	Rod Reed
1960	7-3	--	Howard Gentry	2015	4-6	1-6	Rod Reed
1961	4-4-1	--	L. Simmons	2016	7-4	4-3	Rod Reed
1962	1-7-1	--	L. Simmons	2017	6-5	2-5	Rod Reed
1963	6-3	--	John Merritt	2018	4-5	3-4	Rod Reed
1964	8-2	--	John Merritt	2019	3-9	2-6	Rod Reed
1965	9-0-1	--	John Merritt	2020	2-5	2-5	Rod Reed
1966	10-0	--	John Merritt	2021	5-6	3-3	Eddie George

OVC Championships (2)

1998, 1999

NCAA FCS Playoff Appearances (4)

1986, 1998, 1999, 2013

(Note: Appearances in 1981 & 1982 were later vacated)

ALL-TIME COACHES

Coach	Years	Overall Record	OVC Record	OVC Titles	Playoff Appearances
H.N. Robinson	1912-13	9-1 (.900)	-	-	-
Buck Hunt*	1914-19	-	-	-	-
Joe E. Scruggs*	1920-23	4-1 (.800)	-	-	-
George Davenport*	1925-26	4-1 (.800)	-	-	-
Felton "Zip" Gale*	1927	-	-	-	-
Harry Long*	1928	-	-	-	-
Alton Jackson*	1929	-	-	-	-
T.D. Upshaw*	1930-31	-	-	-	-
Harry Benjamin*	1932	-	-	-	-
Walter S. Davis	1933-36	17-8-4 (.586)	-	-	-
Ruebin Mundy	1937	3-1-1 (.600)	-	-	-
Lawrence Simmons	1938-39, 61-62	14-15-3 (.438)	-	-	-
Henry Kean	1944-54	109-15-2 (.865)	-	-	-
Howard Gentry, Sr.	1955-60	42-10-1 (.792)	-	-	-
John Merritt	1963-83	174-35-7 (.822)	-	-	2
Bill Thomas	1984-88	34-20-3 (.596)	2-4 (.333)	0	1
Joe Gilliam, Sr.	1989-92	20-23-1 (.455)	14-13 (.519)	0	0
Bill Davis	1993-95	11-22 (.333)	9-15 (.375)	0	0
L.C. Cole	1996-99	28-18 (.609)	20-9 (.690)	2	2
James Reese	2000-04	24-33 (.421)	13-21 (.382)	0	0
James Webster	2005-09	25-31 (.446)	18-19 (.486)	0	0
Rod Reed	2010-20	58-61 (.487)	31-50 (.383)	0	1
Eddie George	2021-present	5-6 (.455)	3-3 (.500)	0	0

* Records incomplete for some portion of tenure



Claude Humphrey was a first-team All-American for TSU and the No. 3 overall pick in the 1968 NFL Draft. He was inducted into the Pro Football Hall of Fame in 2009.



Tucker Stadium (16,500) - Opened in 1966.



TENNESSEE TECH GOLDEN EAGLES



Dr. Philip Oldham
President



Mark Wilson
Athletics Director



Thomas Corhern
Football Contact



Dewayne Alexander
Head Coach

2022 SCHEDULE

Sept. 2	at Kansas (ESPN+)	7:00 p.m.
	<i>First meeting</i>	
Sept. 10	Texas A&M-Commerce (ESPN+)	6:00 p.m.
	<i>Texas A&M-Commerce leads 1-0; Last Meeting: TAMUC won 33-0 (1/1/53)</i>	
Sept. 17	Samford (ESPN+)	6:00 p.m.
	<i>Samford leads 13-11; Last Meeting: Samford won 52-14 (9/2/21)</i>	
Oct. 1	at UT Martin* (ESPN+)	2:00 p.m.
	<i>Tennessee Tech leads 22-19-2; Last Meeting: UTM won 42-3 (11/13/21)</i>	
Oct. 8	at Southeast Missouri* (ESPN+)	2:00 p.m.
	<i>Tennessee Tech leads 16-14; Last Meeting: TTU won 28-17 (10/2/21)</i>	
Oct. 15	Tennessee State* (ESPN+)	6:00 p.m.
	<i>Tennessee St. leads 21-14; Last Meeting: TSU won 20-13 in OT (10/16/21)</i>	
Oct. 22	at Kennesaw State	2:00 p.m.
	<i>Kennesaw State leads 2-0; Last Meeting: KSU won 49-10 (9/6/18)</i>	
Oct. 29	at Eastern Illinois* (ESPN+)	2:00 p.m.
	<i>Eastern Illinois leads 21-7; Last Meeting: EIU won 28-14 (9/25/21)</i>	
Nov. 5	Lindenwood* (HC) (ESPN+)	1:30 p.m.
	<i>First meeting</i>	
Nov. 12	at North Alabama	4:00 p.m.
	<i>Tennessee Tech leads 4-2-1; Last Meeting: Teams tied 14-14 (9/20/59)</i>	
Nov. 19	North Carolina Central (ESPN+)	1:30 p.m.
	<i>Tennessee Tech leads 1-0; Last Meeting: TTU won 27-16 (10/9/21)</i>	

* Denotes Ohio Valley Conference Matchup

Home Games in Bold HC - Homecoming
All Times Central and Subject to Change

QUICK FACTS

Basic Information

Location: Cookeville, Tenn.
 Enrollment: 10,186
 Founded: 1915
 Nickname: Golden Eagles
 Colors: Purple and Gold
 President: Dr. Philip Oldham
 Athletic Director: Mark Wilson
 Stadium (Capacity): Tucker Stadium (16,500)
 Surface: 24/7 Turf
 Twitter: @TTUGoldenEagles, @TNTechFootball

Media Relations

Football Contact: Thomas Corhern
 Office Phone: (931) 372-6139
 Cell Phone: (931) 703-4927
 Fax: (931) 372-6139
 Email: tcorhern@tntech.edu
 Web site: www.TTUSports.com
 Press Box Phone: (931) 372-6030/6031

Team Information

Offense: Spread
 Defense: 4-2-5
 Lettermen Returning:
 Offensive Starters Returning:
 Defensive Starters Returning:
 Special Teams:
 2021 Record/OVC Record (Finish): 3-8/1-5 (6th/tie)
 Postseason: none

All-Time Record/OVC Record: 432-535-31 (.448)/221-275-3 (.443)
 Joined OVC: 1949
 OVC Championships (Last): 10 (2011)
 NCAA FCS Playoff Appearances (Last): 1 (2011)

PLAYERS TO WATCH



DAVID GIST

Senior • Running Back
5-11 • 201 • Cookeville, Tenn.

Preseason All-OVC selection ... Last season ranked fourth in the OVC in rushing with 901 yards ... Averaged 81.9 yards/game ... Scored eight rushing touchdowns ... Ranked second on the team with 37 catches for 220 yards and a touchdown ... Had his 2020 season cut short due to injury, as he played in only two games ... As a sophomore in 2019, led the team with 548 yards including scoring a touchdown ... During his freshman season (2018), played in 11 games, finishing with 346 yards and two touchdowns ... Rushed for 1,438 yards and 21 touchdowns as a senior in high school at Cookeville High School.



JOSH RELIFORD

Senior • Defensive Back
5-10 • 200 • Fitzgerald, Ga.

Preseason All-OVC selection ... In 2021, led the team with 69 tackles (38 solo) while adding 4.0 tackles for loss, six pass breakups and a quarterback hurry ... During the 2020 season, started all seven games, tallying 41 tackles while adding two interceptions and five pass breakups ... In his first season with the Golden Eagles (2019), played in all 12 games, making 54 tackles ... Began his collegiate career at Hutchinson Community College ... Redshirted in 2017 and made 62 tackles during his redshirt freshman campaign in 2018 ... Was an All-State selection in high school.

TEAM NOTES

- This season marks the 100th anniversary of the first varsity game in Tennessee Tech history. That first game was a 6-6 tie against Cumberland. The Golden Eagles finished that first season with a 2-1-4 overall record, which included wins against Bethel and Ogden College.
- A season ago Tennessee Tech led the OVC and ranked 48th nationally in rushing defense (142.7 yards/game allowed).
- Among the newcomers on the Tennessee Tech roster this season is quarterback Jeremiah Oatsvall. Oatsvall was the 2017 OVC Freshman of the Year at Austin Peay, and played in 2018, 2019 and the fall 2020 season before transferring to Memphis (where he played wide receiver).



OHIO VALLEY CONFERENCE



NUMERICAL ROSTER

No.	Name	Pos.	Ht.	Wt.	Yr.	Hometown (Last School)
0	Khris Thomas	WR	6-1	185	Fr.	Valdosta, Ga. / Lowndes HS
1	Willie Miller	WR	6-0	178	Jr.	Pindson, Ala. / Clay-Chalkville HS
1	Devin Squires	DL	6-0	240	So.	Kings Mill, Ohio / Kings HS
2	Quinton Cross	WR	5-11	175	Jr.	Clarksville, Tenn. / Northeast HS
2	Ashton Taylor	LB	6-1	197	Fr.	Hoover, Ala. / Hoover HS
3	Jayvian Allen	RB	5-6	182	So.	Freeport, N.Y. / Grayson HS
3	Xavier Washington	NKL	5-10	195	Jr.	Knoxville, Tenn. / Knoxville Central HS
4	Jalon Baker	DB	5-10	185	So.	Valdosta, Ga. / Lowndes HS
4	Jeremiah Oatsvall	QB	6-1	200	Gr.	Brentwood, Tenn. / Austin Peay/Memphis
5	Jalal Dean	WR	6-0	197	So.	Williamston, S.C. / Palmetto HS
5	Josh Reliford	DB	5-10	200	Sr.	Fitzgerald, Ga. / Hutchinson (Kan.) CC
6	Jyron Gilmore	DB	5-8	161	So.	Ocala, Fla. / North Marion HS
6	Quavel Thornton	WR	5-7	149	Fr.	Baltimore, Md. / City College HS
7	Metrius Fleming	WR	6-0	178	Jr.	Elberton, Ga. / Elbert County HS
7	K.J. Phillips	LB	5-9	224	Gr.	Atlanta, Ga. / Morehouse College
8	Jamal Boyd	DB	6-0	190	Jr.	Athens, Ga. / Cedar Shoals HS
8	Lem Wash	QB	5-10	213	So.	Wichita, Kan. / Derby HS
9	Bradley Clark	WR	6-0	208	Jr.	Lakeland, Fla. / Victory Christian Academy
9	Trace Danley	DB	5-10	165	So.	Irmo, S.C. / Dutch Fork HS
10	Cameron Hudson	DB	5-10	175	Jr.	Athens, Ga. / Cedar Shoals HS
10	O.J. Ross	RB	5-10	170	Fr.	Cocoa, Fla. / Cocoa HS
11	Ashton Maples	WR	6-4	185	So.	Maryville, Tenn. / Maryville HS
11	Kyle Wright	LB	6-1	250	Jr.	Columbia, S.C. / North Carolina/Georgia State
12	Gerald Kilgore	QB	6-0	202	Fr.	Eatonton, Ga. / Putnam County HS
13	Ben Baugh	WR	6-0	185	Jr.	Cookeville, Tenn. / Austin Peay
13	Lane Miller	DB	6-2	160	So.	Cleveland, Tenn. / Walker Valley HS
14	Samari Burns	DB	5-11	170	So.	Nashville, Tenn. / Overton HS
14	Ethan Roberts	QB	6-3	180	So.	Roswell, Ga. / Roswell HS
15	Maddux Richey	QB	6-3	185	So.	Baldwyn, Miss. / Baldwin HS
16	Christian Watson	DB	6-0	186	Jr.	Duluth, Ga. / Northview HS
17	Raekwon Heath	WR	6-2	205	Sr.	Columbia, S.C. / Western Carolina
17	Cole Putnam	DB	6-3	195	So.	Cordova, Tenn. / First Assembly Christian HS
18	Seth Carlisle	LB	6-0	225	Sr.	Red Boiling Springs, Tenn. / Macon County HS
19	Aaron Swafford	LB	6-0	207	So.	Decatur, Tenn. / Navy
20	Tai Carter	DB	5-9	180	Sr.	Spring Hill, Tenn. / Summit HS
21	David Gist	RB	5-11	201	Sr.	Cookeville, Tenn. / Cookeville HS
21	Nyquan Washington	DB	5-11	170	So.	Norman Park, Ga. / Colquitt County HS
22	Dominic Howard	DB	6-3	175	So.	Orlando, Fla. / Space Coast HS
22	Justin Pegues	RB	5-9	167	Fr.	Alabaster, Ala. / Thompson HS
23	Caleb Nichols	DB	5-9	178	Fr.	Fairburn, Ga. / Landmark Christian
24	Slayde Simmons	DB	6-1	195	So.	Shelbyville, Tenn. / Shelbyville Central HS
25	Torin Baker	DB	6-0	160	Fr.	Hendersonville, Tenn. / Hendersonville HS
25	Heath Price	H-Back	6-0	210	Jr.	Watertown, Tenn. / Watertown HS
26	Wyatt Watson	WR	5-11	176	Fr.	Clermont, Fla. / Lake Minneola HS
27	Aidan Raines	LB	6-0	195	Sr.	Mt. Juliet, Tenn. / Mt. Juliet HS
28	Maxwell Battle	DB	5-9	155	So.	Mt. Juliet, Tenn. / MBA
29	Hayden Olsen	K/P	5-9	160	So.	Buford, Ga. / Buford HS
30	Theron Gaines	DL	6-1	231	Fr.	Murfreesboro, Tenn. / Oakland HS
31	Donovan McCallister	DB	6-0	190	So.	Baxter, Tenn. / Upperman HS
33	Aaron Lovins	DB	6-0	192	So.	Nashville, Tenn. / Liberty
35	Zach Braden	LB	6-0	215	Fr.	Maryville, Tenn. / Maryville HS
37	Jake Huner	DB	5-9	175	Sr.	Thompson's Station, Tenn. / Independence HS
38	Devin Parker	K	6-0	175	Jr.	Edwardsville, Ill. / ULM
39	Drew Porter	WR	6-1	185	So.	Lebanon, Tenn. / Friendship Christian HS
40	Eli Orr	LB	6-1	225	So.	Cumming, Ga. / West Forsyth HS
41	Nicholas Bigelow	P	5-10	160	So.	Bradenton, Fla. / Manatee HS
42	Bridger Tomberlin	LS	5-11	220	Fr.	Acworth, Ga. / Harrison HS
43	Bridges Coffey	DB	6-0	170	Fr.	Knoxville, Tenn. / Farragut HS
44	A.J. Crawford	DL	6-0	148	Fr.	Atlanta, Ga. / Milton HS
45	Jack Long	LB	6-1	215	Fr.	Pawhuska, Okla. / Pawhuska HS
46	Colton Dooley	RB	5-11	200	So.	Nolensville, Tenn. / Army
47	Jacquez McGowan	LB	6-1	185	Fr.	Valdosta, Ga. / Valdosta HS
48	Hayden Rigsby	LS	6-1	247	Fr.	Lebanon, Tenn. / Lebanon HS
49	Pierce Scholoto	LB	6-1	197	Fr.	White House, Tenn. / White House HS
50	Noah Tidwell	LB	6-0	238	Fr.	Lebanon, Tenn. / Friendship Christian HS
51	Sam Harness	OL	6-3	270	Fr.	Cookeville, Tenn. / Cookeville HS
52	Seth Vaughn	DL	5-11	298	Fr.	Knoxville, Tenn. / Fulton HS
54	Christian Thomas	OL	6-4	338	So.	Boynton Beach, Fla. / Atlantic Community HS
55	Daniel Rickert	DL	6-1	255	So.	Nolensville, Tenn. / Nolensville HS
56	Elijah Ruiz	OL	6-4	278	Fr.	Gainesville, Ga. / Gainesville HS
57	Ryan Hacker	OL	6-3	269	Fr.	Hendersonville, Tenn. / IMG Academy White
58	Colby Long	LB	5-10	205	Jr.	Gainesboro, Tenn. / Jackson County HS
59	Keenan Vaughn	DL	5-11	202	Fr.	Knoxville, Tenn. / Fulton HS
60	Michael Dixon	DL	6-2	248	Jr.	Kennesaw, Ga. / North Cobb HS
62	Isaac Cross	OL	6-2	280	So.	Smithville, Tenn. / DeKalb County HS
64	Cadden Bradford	OL	6-4	244	Fr.	Tullahoma, Tenn. / Tullahoma HS
66	Nate Hodnett	OL	6-2	275	So.	Winder, Ga. / Apalachee HS
67	Nick Nicodemus	OL	6-6	313	Fr.	Cleveland, Tenn. / Cleveland HS
68	Wes Delk	OL	6-5	300	So.	Cookeville, Tenn. / Cookeville HS
69	Nason Simmons	OL	6-5	317	R-Fr.	Canton, Ga. / Arkansas State
70	David Oghenekaro	OL	6-4	343	So.	Douglasville, Ga. / Jackson State
71	A.J. Horton	OL	6-4	295	R-Fr.	Athens, Ala. / Independence JC
72	Evan Jones	OL	6-4	268	So.	Smithville, Tenn. / DeKalb County HS
73	Logan Weedman	OL	6-5	296	So.	Owensboro, Ky. / Apollo HS
74	Ellis Adams	OL	6-4	352	So.	Hoover, Ala. / Hoover HS
75	Jabari McClendon	OL	6-4	330	Fr.	Bethel Springs, Tenn. / McNairy Central HS
76	Spencer Stachyra	OL	6-4	301	Sr.	Burns Harbor, Ind. / Snow College
77	Trevor Stephens	OL	6-3	301	Jr.	Woodstock, Ga. / Woodstock HS
78	Alex Delk	OL	6-4	309	So.	Cookeville, Tenn. / Cookeville HS
80	Dylan Gibson	TE	6-4	250	So.	Winchester, Ky. / George Rogers Clark HS
81	Michael Bennett	TE	6-3	231	So.	Altamonte, Fla. / Lake Brantley HS
82	Isaac Knowles	WR	6-1	187	Fr.	Smithville, Tenn. / DeKalb County HS
83	Ben Coggin	WR	5-10	170	Fr.	Nolensville, Tenn. / Nolensville HS
84	D.J. Moyers	H-Back	6-1	235	So.	Murfreesboro, Tenn. / Riverdale HS
85	Landon Whitemore	TE	6-3	221	R-Fr.	Lafayette, Tenn. / Furman
86	Ezra Widelock	WR	5-6	165	So.	Lebanon, Tenn. / Wilson Central HS
87	Davin Dyal	TE	6-5	240	Gr.	Cookeville, Tenn. / UT Martin/Memphis
88	Hunter Barnhart	TE	6-3	230	So.	Oneida, Tenn. / Oneida HS
89	Jack Rummell	WR	5-11	156	Fr.	Thompson's Station, Tenn. / Independence HS
91	Keonte Tillman	DL	6-6	255	Fr.	Reidsville, Ga. / Tattnall County HS
92	Kail Dava	DL	6-3	290	Jr.	Mississauga, Ontario / Clark County Secondary School
93	Ethan Hewitt	DL				
94	Ethan McLaurin	DL	6-1	236	Fr.	Murfreesboro, Tenn. / Oakland HS
95	Hudson Tucker	DL	6-1	243	So.	Kingsland, Ga. / Camden County HS
96	Christian Cantrell	DL	6-0	241	Jr.	Murfreesboro, Tenn. / Oakland HS
97	Kanstin Brooks	DL	6-2	275	So.	Greenville, Ga. / Greenville HS
99	Jacorian Wrenn	DL	5-11	295	So.	Birmingham, Ala. / Jackson-Olin HS

ALPHABETICAL ROSTER

No.	Name	Pos.	Yr.
74	Ellis Adams	OL	So.
3	Jayvian Allen	RB	So.
4	Jalon Baker	DB	So.
25	Torin Baker	DB	Fr.
88	Hunter Barnhart	TE	So.
28	Maxwell Battle	DB	So.
13	Ben Baugh	WR	Jr.
81	Michael Bennett	TE	So.
41	Nicholas Bigelow	P	So.
8	Jamal Boyd	DB	Jr.
35	Zach Braden	LB	Fr.
64	Cadden Bradford	OL	Fr.
97	Kanstin Brooks	DL	So.
14	Samari Burns	DB	So.
96	Christian Cantrell	DL	Jr.
18	Seth Carlisle	LB	Sr.
20	Tai Carter	DB	Sr.
9	Bradley Clark	WR	Jr.
43	Bridges Coffey	DB	Fr.
83	Ben Coggin	WR	Fr.
44	A.J. Crawford	DL	Fr.
62	Isaac Cross	OL	So.
2	Quinton Cross	WR	Jr.
9	Trace Danley	DB	So.
92	Kail Dava	DL	Jr.
5	Jalal Dean	WR	So.
78	Alex Delk	OL	So.
68	Wes Delk	OL	So.
60	Michael Dixon	DL	Jr.
46	Colton Dooley	RB	So.
87	Davin Dyal	TE	Gr.
7	Metrius Fleming	WR	Jr.
30	Theron Gaines	DL	Fr.
80	Dylan Gibson	TE	So.
6	Jyron Gilmore	DB	So.
21	David Gist	RB	Sr.
57	Ryan Hacker	OL	Fr.
51	Sam Harness	OL	Fr.
17	Raekwon Heath	WR	Sr.
93	Ethan Hewitt	DL	So.
66	Nate Hodnett	OL	So.
71	A.J. Horton	OL	R-Fr.
22	Dominic Howard	DB	So.
10	Cameron Hudson	DB	Jr.
37	Jake Huner	DB	Sr.
72	Evan Jones	OL	So.
12	Gerald Kilgore	QB	Fr.
82	Isaac Knowles	WR	Fr.
58	Colby Long	LB	Jr.
45	Jack Long	LB	Fr.
33	Aaron Lovins	DB	So.
11	Ashton Maples	WR	So.
31	Donovan McCallister	DB	So.
75	Jabari McClendon	OL	Fr.
47	Jacquez McGowan	LB	Fr.
94	Ethan McLaurin	DL	Fr.
13	Lane Miller	DB	So.
1	Willie Miller	WR	Jr.
84	D.J. Moyers	H-Back	So.
23	Caleb Nichols	DB	Fr.
67	Nick Nicodemus	OL	Fr.
4	Jeremiah Oatsvall	QB	Fr.
70	David Oghenekaro	OL	So.
29	Hayden Olsen	K/P	So.
40	Eli Orr	LB	So.
38	Devin Parker	K	Jr.
22	Justin Pegues	RB	Fr.
7	K.J. Phillips	LB	Gr.
39	Drew Porter	WR	So.
25	Heath Price	H-Back	Jr.
17	Cole Putnam	DB	So.
27	Aidan Raines	LB	Sr.
5	Josh Reliford	DB	Sr.
15	Maddux Richey	QB	So.
55	Daniel Rickert	DL	So.
48	Hayden Rigsby	LS	Fr.
14	Ethan Roberts	QB	So.
10	O.J. Ross	RB	Fr.
56	Elijah Ruiz	OL	Fr.
89	Jack Rummell	WR	Fr.
49	Pierce Scholoto	LB	Fr.
69	Nason Simmons	OL	R-Fr.
24	Slayde Simmons	DB	So.
1	Devin Squires	DL	So.
76	Spencer Stachyra	OL	Sr.
77	Trevor Stephens	OL	Jr.
19	Aaron Swafford	LB	So.
2	Ashton Taylor	LB	Fr.
54	Christian Thomas	OL	So.
0	Khris Thomas	WR	Fr.
6	Quavel Thornton	WR	Fr.
50	Noah Tidwell	LB	Fr.
91	Keonte Tillman	DL	Fr.
42	Bridger Tomberlin	LS	Fr.
95	Hudson Tucker	DL	So.
59	Keenan Vaughn	DL	Fr.
52	Seth Vaughn	DL	Fr.
8	Lem Wash	QB	So.
21	Nyquan Washington	DB	So.
3	Xavier Washington	NKL	Jr.
16	Christian Watson	DB	Jr.
26	Wyatt Watson	WR	Fr.
73	Logan Weedman	OL	So.
85	Landon Whitemore	TE	R-Fr.
86	Ezra Widelock	WR	So.
99	Jacorian Wrenn	DL	So.
11	Kyle Wright	LB	Jr.



Alexander was named the 12th head coach in Tennessee Tech history on December 22, 2017. He returned to his alma mater where he had previously served as an assistant coach (1997-98, 2002) and assistant head coach (2013-15).

DEWAYNE ALEXANDER

HEAD COACH

5TH SEASON (12TH OVERALL)

53-62 CAREER RECORD

12-29 AT TENNESSEE TECH

Birthdate: November 24, 1964
Hometown: Hendersonville, Tennessee
College: Tennessee Tech, 1989 (Political Science)
Family: Wife - Angela
 Children - Hayden, Kate, Ross, John

Career Record

Year	School	Overall	Conf. (Finish)
2006	Cumberland University	4-6	2-3 (3rd-t/West)
2007	Cumberland University	3-7	2-3 (4th-t/West)
2008	Cumberland University	6-5	4-1 (1st-t/West)
2009	Cumberland University	5-6	3-3 (4th-t/West)
2010	Cumberland University	8-3	4-2 (2nd-t/West)
2011	Cumberland University	7-3	4-2 (2nd-t/West)
2012	Cumberland University	8-3	4-2 (2nd-t/West)
2018	Tennessee Tech	1-10	1-7 (9th)
2019	Tennessee Tech	6-6	3-5 (5th-t)
2020	Tennessee Tech	2-5	2-5 (6th-t)
2021	Tennessee Tech	3-8	1-5 (6th-t)

CAREER HIGHLIGHTS

- Alexander led Tennessee Tech to a 6-6 overall record in 2019, the program's first .500 or better record since 2011 and only its second non-losing season since 2004.
- Alexander was an assistant coach for Tennessee Tech in 1997 and 1998 (graduate assistant running backs coach) and once again in 2002 (defensive line coach). He later returned to his alma mater and was the assistant head coach and offensive line coach from 2013-15. He also served as acting head coach in December 2015 through January 2016.
- His first head coaching job was at Jackson Country High School (1996-97). He later served as the head coach at Upperman High School (1998-01) and Wilson Central High School (2003-05).
- His first collegiate head coaching job was at Cumberland University from 2006-13. He inherited a program that had only won four games in the previous three years and he was able to lead the team to its first conference championship in 61 years (2008). While at Cumberland, he was named the AFCA NAIA Region 1 Coach of the Year (2010) and the Tennessee Sports Writers Association's Coach of the Year (2011).
- Alexander led Cumberland to a No. 14 national-ranking (and were ranked for three-straight years for the first time in program history), its highest mark in 13 seasons. Between the span of 2010 and 2012, the Bulldogs won 23 games, the best stretch in the program's then-76-year history. There he coached 44 first-team all-conference and three first-team All-American players.
- Alexander returned to Cumberland for one season as the program's offensive coordinator (2016) before spending the 2017 season as the offensive line coach at East Tennessee State.

ASSISTANT COACHES

- Associate Head Coach/Defensive Line:** Sam Williamson
 Alma Mater:..... UAB, 2005 (16th sesason)
- Offensive Coordinator/Quarterbacks:** Wesley Satterfield
 Alma Mater:..... University of the South, 2007 (1st season)
- Defensive Coordinator/Safeties:** Donnie Suber
 Alma Mater:..... Georgia Southern, 1990 (5th season)
- Running Backs:** Bryce Brown
 Alma Mater:..... Kansas State, 2019 (1st season)
- Tight Ends:** Bert Browne
 Alma Mater:..... Tennessee Tech, 1990 (3rd season)
- Defensive Ends:** Rico Council
 Alma Mater:..... Tennessee State, 2018 (2nd season)
- Linebackers:** Bruce Hatfield
 Alma Mater:..... Tennessee Tech, 1990 (5th season)
- Run Game Coordinator/Offensive Line:** Dave Johnson
 Alma Mater:..... West Virginia, 1983 (3rd season)
- Cornerbacks:** Devin Watson
 Alma Mater:..... Wofford, 2019 (1st season)
- Director of Football Operations:** Jimmy Laughlin
 Alma Mater:..... Tennessee Tech, 2016 (2nd season)

2021 TEAM STATISTICS

	<u>TTU</u>	<u>Opponent</u>				
SCORING	202	350				
Points Per Game	18.4	31.8				
FIRST DOWNS	184	210				
Rushing	85	91				
Passing	81	99				
Penalty	18	20				
RUSHING YARDAGE	1554	1570				
Yards Gained Rushing	1864	1769				
Yards Lost Rushing	310	199				
Rushing Attempts	403	367				
Average Per Rush	3.9	4.3				
Average Per Game	141.3	142.7				
TDs Rushing	15	18				
PASSING YARDAGE	1760	2454				
Comp-Att-Int	164-311-19	216-357-3				
Average Per Pass	5.7	6.9				
Average Per Catch	10.7	11.4				
Average Per Game	160.0	223.1				
TDs Passing	10	21				
TOTAL OFFENSE	3314	4024				
Total Plays	714	724				
Average Per Play	4.6	5.6				
Average Per Game	301.3	365.8				
TIME OF POSSESSION/GAME	32:28	27:32				
3RD DOWN CONVERSIONS	55/154	50/151				
3rd-Down Pct.	36%	33%				
4TH DOWN CONVERSIONS	6/16	15/23				
4th-Down Pct.	38%	65%				
RED-ZONE SCORES	25-30 (83%)	34-38 (89%)				
RED-ZONE TOUCHDOWNS	20-30 (67%)	24-38 (63%)				
PAT-ATTEMPTS	25-25 (100%)	40-41 (98%)				
ATTENDANCE	28,782	100,203				
Games/Avg. Per Game	5/5,756	6/16,700				
Neutral Site Games		0/0				
SCORE BY QUARTERS	<u>1st</u>	<u>2nd</u>	<u>3rd</u>	<u>4th</u>	<u>OT</u>	<u>Total</u>
Tennessee Tech	42	64	42	54	0	202
Opponents	68	109	63	103	7	350

2021 INDIVIDUAL STATISTICS

RUSHING						
<u>Player</u>	<u>G</u>	<u>Att.</u>	<u>Yds.</u>	<u>Avg.</u>	<u>TD</u>	<u>Yds./G</u>
David Gist	11	184	901	4.9	8	81.9
Willie Miller	10	78	334	4.3	2	33.4
Jordan Brown	11	63	270	4.3	5	24.5
Quinton Cross	11	7	46	6.6	0	4.2
Colton Dooley	5	11	43	3.9	0	8.6
PASSING						
<u>Player</u>	<u>G</u>	<u>Comp.-Att.</u>	<u>Pct.</u>	<u>Yds.</u>	<u>TD/Int.</u>	<u>Avg.</u>
Shanley Davis	7	60-116	51.7	594	2/8	84.8
Willie Miller	10	54-116	46.6	648	5/7	64.8
Drew Martin	3	41-61	67.2	440	1/2	146.7
RECEIVING						
<u>Player</u>	<u>G</u>	<u>No.</u>	<u>Yds.</u>	<u>Avg.</u>	<u>TD</u>	<u>Yds./G</u>
Quinton Cross	11	41	574	14.0	3	52.2
David Gist	11	37	220	5.9	1	20.0
Ashton Maples	11	17	192	11.3	2	17.5
Jalal Dean	10	13	158	12.2	1	15.8
Justin Oden	9	12	134	11.2	1	14.9
SCORING						
<u>Player</u>	<u>G</u>	<u>TD</u>	<u>Xpt.</u>	<u>FG</u>	<u>Pts.</u>	<u>Pts./G</u>
David Gist	11	9	-	-	54	4.9
Hayden Olsen	11	-	25-25	7-9	46	4.2
Jordan Brown	11	5	-	-	30	2.7
Quinton Cross	11	3	-	-	18	1.6
TACKLES						
<u>Player</u>	<u>G</u>	<u>Solo</u>	<u>Asst.</u>	<u>Total</u>	<u>TFL</u>	<u>Sacks</u>
Josh Reliford	11	38	31	69	4.0	0
Seth Carlisle	11	29	38	67	1.5	0
Jake Warwick	11	29	27	56	3.5	0
Nyquan Washington	11	28	10	38	1.0	0
Jalon Baker	11	21	17	38	3.0	1.0
INTERCEPTIONS						
<u>Player</u>	<u>G</u>	<u>No.</u>	<u>Yds.</u>	<u>Avg.</u>	<u>TD</u>	<u>PBU</u>
Seth Carlisle	11	1	11	11.0	0	0
Jalon Baker	11	1	15	15.0	0	0
Jamaal Singleton	9	1	0	0.0	0	2

Returning Players in Bold



2021 SCHEDULE AND RESULTS

<u>Date</u>	<u>Opponent</u>	<u>Result</u>	<u>Attendance</u>
9/2	at Samford	L, 14-52	3,177
9/11	Furman	L, 0-26	8,911
9/18	at Tennessee	L, 0-56	80,053
9/25	Eastern Illinois*	L, 14-28	3,125
10/2	Southeast Missouri*	W, 28-17	3,655
10/9	at North Carolina Central	W, 27-16	2,810
10/16	at Tennessee State*	L, 13-20 (OT)	2,420
10/23	Virginia-Lynchburg	W, 56-13	3,487
11/6	at Murray State*	L, 27-32	6,506
11/13	#10 UT Martin*	L, 3-42	9,604
11/20	at Austin Peay*	L, 20-48	5,237

* - Ohio Valley Conference Contest
 # - Does Not Count in OVC Standings
Home Games in Bold



OHIO VALLEY CONFERENCE



TEAM RECORDS

INDIVIDUAL RUSHING

Most Attempts

Game: 40 - Larry Schreiber vs. Middle Tennessee (1968)
 Season: 286 - Larry Schreiber (1968)
 Career: 877 - Larry Schreiber (1966-69)

Most Yards

Game: 261 - Michael Penix vs. Southeast Mo. (1993)
 Season: 1,522 - Larry Schreiber (1969)
 Career: 4,421 - Larry Schreiber (1966-69)

INDIVIDUAL PASSING

Most Attempts

Game: 57 - Lee Sweeney vs. Southeast Mo. (2006)
 57 - Tre Lamb vs. Southeast Missouri (2012)
 Season: 367 - Robert Craft (2004)
 Career: 1,084 - Lee Sweeney (2006-09)

Most Completions

Game: 38 - Tre Lamb vs. Southeast Missouri (2012)
 Season: 216 - Michael Birdsong (2016)
 Career: 625 - Lee Sweeney (2006-09)

Most Yards

Game: 481 - Tre Lamb vs. Southeast Missouri (2012)
 Season: 2,557 - Michael Birdsong (2016)
 Career: 7,157 - Lee Sweeney (2006-09)


INDIVIDUAL RECEIVING

Most Receptions

Game: 18 - Da'Rick Rogers vs. SE Missouri (2012)
 Season: 78 - Dontez Byrd (2017)
 Career: 195 - Larry Shipp (2004-07)

Most Receiving Yards

Game: 303 - Da'Rick Rogers vs. SE Missouri (2012)
 Season: 1,003 - Dontez Byrd (2017)
 Career: 2,950 - Larry Shipp (2004-07)



Jim Youngblood was a two-time All-American and was twice the OVC Defensive Player of the Year. He went on to play 12 seasons in the NFL.

YEAR-BY-YEAR RESULTS

YEAR	ALL	OVC	COACH	YEAR	ALL	OVC	COACH
1922	2--1-4	--	Loyall Duyck	1972	10-2	7-0	Don Wade
1923	2-3-1	--	Putty Overall	1973	2-8-1	1-6	Don Wade
1924	5-3-1	--	Putty Overall	1974	6-5	4-3	Don Wade
1925	3-2-1	--	Putty Overall	1975	8-3	6-1	Don Wade
1926	1-4-1	--	Putty Overall	1976	8-3	5-2	Don Wade
1927	2-5-1	--	Putty Overall	1977	9-2	5-2	Don Wade
1928	6-0-1	--	Putty Overall	1978	5-6	4-2	Don Wade
1929	3-3-1	--	Putty Overall	1979	1-8-2	0-5-1	Don Wade
1930	6-2-1	--	Putty Overall	1980	4-7	1-6	Don Wade
1931	6-3	--	Putty Overall	1981	6-5	4-4	Don Wade
1932	4-0-3	--	Putty Overall	1982	3-8	1-6	Don Wade
1933	4-4	--	Putty Overall	1983	2-8	2-5	Gary Darnell
1934	3-5-1	--	Putty Overall	1984	0-11	0-7	Gary Darnell
1935	1-5-1	--	Putty Overall	1985	1-10	1-6	Gary Darnell
1936	2-5-1	--	Putty Overall	1986	0-10	0-7	Jim Ragland
1937	3-5-1	--	Putty Overall	1987	5-6	2-4	Jim Ragland
1938	6-3	--	Putty Overall	1988	1-10	1-5	Jim Ragland
1939	6-3-1	--	Putty Overall	1989	5-5	3-3	Jim Ragland
1940	2-6	--	Putty Overall	1990	6-5	3-3	Jim Ragland
1941	5-4	--	Putty Overall	1991	2-9	2-4	Jim Ragland
1942	3-4-2	--	Putty Overall	1992	7-4	6-2	Jim Ragland
1943	1-5	--	Putty Overall	1993	8-3	7-1	Jim Ragland
1944	1-2	--	Putty Overall	1994	5-6	3-5	Jim Ragland
1945	1-8	--	Putty Overall	1995	3-8	2-6	Jim Ragland
1946	5-5	--	Putty Overall	1996	5-6	4-4	Mike Hennigan
1947	4-7	--	Hooper Eblen	1997	6-5	4-3	Mike Hennigan
1948	5-6	--	Hooper Eblen	1998	4-7	2-5	Mike Hennigan
1949	3-6	0-3	Hooper Eblen	1999	5-5	4-3	Mike Hennigan
1950	4-7	1-5	Star Wood	2000	8-3	5-2	Mike Hennigan
1951	5-5-1	3-3	Star Wood	2001	7-3	4-2	Mike Hennigan
1952	9-2	4-1	Putty Overall	2002	5-7	2-4	Mike Hennigan
1953	7-4	5-0	Putty Overall	2003	2-9	1-7	Mike Hennigan
1954	4-4-2	1-3-1	Wilburn Tucker	2004	6-5	3-4	Mike Hennigan
1955	7-3	5-0	Wilburn Tucker	2005	4-7	3-5	Mike Hennigan
1956	5-4-1	2-3	Wilburn Tucker	2006	4-7	4-4	Doug Malone (Acting)
1957	6-4	4-1	Wilburn Tucker	2007	4-7	2-6	Watson Brown
1958	7-3	5-1	Wilburn Tucker	2008	3-9	1-7	Watson Brown
1959	6-2-2	5-0-1	Wilburn Tucker	2009	6-5	5-3	Watson Brown
1960	8-3	6-0	Wilburn Tucker	2010	5-6	4-4	Watson Brown
1961	7-3	6-0	Wilburn Tucker	2011	7-4	6-2	Watson Brown
1962	2-8	1-5	Wilburn Tucker	2012	3-8	1-7	Watson Brown
1963	6-4	3-4	Wilburn Tucker	2013	5-7	2-6	Watson Brown
1964	1-9	1-6	Wilburn Tucker	2014	5-7	4-4	Watson Brown
1965	3-7	3-4	Wilburn Tucker	2015	4-7	3-5	Watson Brown
1966	5-5	4-3	Wilburn Tucker	2016	5-6	5-3	Marcus Satterfield
1967	3-7	2-5	Wilburn Tucker	2017	1-10	1-7	Marcus Satterfield
1968	2-8	2-5	Don Wade	2018	1-10	1-7	Dewayne Alexander
1969	5-5	4-3	Don Wade	2019	6-6	3-5	Dewayne Alexander
1970	4-6	2-5	Don Wade	2020	2-5	2-5	Dewayne Alexander
1971	8-2	5-2	Don Wade	2021	3-8	1-5	Dewayne Alexander

OVC Championships (10)

1952*, 1953, 1955, 1958*, 1959*, 1960, 1961, 1972, 1975, 2011*

* Co Champions

NCAA FCS Playoff Appearances (1)

2011

ALL-TIME COACHES

Coach	Years	Overall Record	OVC Record	OVC Titles	Playoff Appearances
Loyall Duyck	1922	2-1-4 (.571)	-	-	-
Putty Overall	1923-46, 52-53	97-95-18 (.505)	9-1 (.900)	2	-
Hooper Eblen	1947-49	12-19 (.387)	3-6 (.333)	0	-
Star Wood	1950-51	9-12-1 (.432)	4-8 (.333)	0	-
Wilburn Tucker	1954-67	70-66-5 (.514)	49-34-2 (.588)	5	-
Don Wade	1968-82	81-78-3 (.509)	60-52-1 (.534)	2	0
Gary Darnell	1983-85	3-29 (.094)	3-18 (.143)	0	0
Jim Ragland	1986-95	42-66 (.389)	29-41 (.414)	0	0
Mike Hennigan	1996-05	52-57 (.477)	32-39 (.451)	0	0
Doug Malone (Acting)	2006	4-7 (.364)	4-4 (.500)	0	0
Watson Brown	2007-15	42-60 (.418)	28-44 (.389)	1	1
Marcus Satterfield	2016-17	6-16 (.273)	6-10 (.375)	0	0
Dewayne Alexander	2018-present	12-29 (.293)	7-22 (.241)	0	0



Hardy M. Graham Stadium (7,500) - Opened in 1930.



UT MARTIN SKYHAWKS



Dr. Keith Carver
Chancellor



Kurt McGuffin
Athletics Director



Alex Boggis
Football Contact



Jason Simpson
Head Coach

2022 SCHEDULE

Sept. 1	Western Illinois (ESPN+)	6:30 p.m.
	<i>WIU leads 1-0; Last Meeting: WIU won 56-0 (9/20/03)</i>	
Sept. 8	at Missouri State (ESPN+)	7:00 p.m.
	<i>Missouri State leads 6-1; Last Meeting: UTM won 32-31 (11/27/21)</i>	
Sept. 17	at Boise State (FS1)	3:00 p.m.
	<i>Boise State leads 1-0; Last Meeting: Boise State won 63-14 (9/7/13)</i>	
Sept. 24	Lindenwood* (ESPN+)	6:00 p.m.
	<i>First meeting</i>	
Oct. 1	Tennessee Tech* (HC) (ESPN+)	2:00 p.m.
	<i>Tennessee Tech leads 22-19-2; Last Meeting: UTM won 42-3 (11/13/21)</i>	
Oct. 8	at Murray State* (ESPN+)	2:00 p.m.
	<i>Murray State leads 38-22-1; Last Meeting: UTM won 48-24 (10/9/21)</i>	
Oct. 22	at Tennessee (WatchESPN)	TBA
	<i>Tennessee leads 1-0; Last Meeting: Tennessee won 50-0 (9/4/10)</i>	
Oct. 29	at Houston Baptist (ESPN+)	2:00 p.m.
	<i>First meeting</i>	
Nov. 5	Kennesaw State (ESPN+)	12:00 p.m.
	<i>First meeting</i>	
Nov. 12	at Tennessee State* (ESPN+)	4:00 p.m.
	<i>Tennessee State leads 18-13; Last Meeting: UTM won 41-20 (11/6/21)</i>	
Nov. 19	Eastern Illinois* (ESPN+)	2:00 p.m.
	<i>Eastern Illinois leads 15-12; Last Meeting: UTM won 28-17 (11/16/22)</i>	

* Denotes Ohio Valley Conference Matchup
Home Games in Bold HC - Homecoming
 All Times Central and Subject to Change

QUICK FACTS

Basic Information

Location: Martin, Tenn.
 Enrollment: 6,700
 Founded: 1900 (Senior College in 1951)
 Nickname: Skyhawks
 Colors: Navy Blue and Orange
 Chancellor: Dr. Keith Carver
 Athletic Director: Kurt McGuffin
 Stadium (Capacity): Hardy M. Graham Stadium (7,500)
 Surface: FieldTurf
 Twitter: @UTMSports, @UTM_Football

Media Relations

Football Contact: Alex Boggis
 Office Phone: (731) 881-7694
 Cell Phone: (618) 357-1536
 Fax: (731) 881-7624
 Email: dboggis@utm.edu
 Web site: www.UTMSports.com
 Press Box Phone: (731) 881-7694

Team Information

Offense: Multiple
 Defense: 4-2-5
 Lettermen Returning: 65
 Offensive Starters Returning: 4/8
 Defensive Starters Returning: 4/7
 Specialist Starters Returning:
 2021 Record/OVC Record (Finish): 10-3/5-1 (1st)
 Postseason: 1-1 (FCS Playoffs 2nd Round)

All-Time Record/OVC Record: 386-519-20 (.428)/97-131 (.425)
 Joined OVC: 1992
 OVC Championships (Last): 2 (2021)
 NCAA FCS Playoff Appearances (Last): 2 (2021)

PLAYERS TO WATCH



ZAK WALLACE

R-Sophomore • Running Back
6-0 • 220 • Benton, Ark.

Preseason All-OVC ... Earned first-team All-OVC and Freshman All-American honors from HERO Sports after carrying the ball 148 times for 807 yards (5.5 ypc) and 15 touchdowns in 13 games ... The 15 touchdowns led the OVC and ranked sixth nationally ... Led the OVC in scoring ... Had 100-plus yards three times ... Rushed for a season-high 125 yards against Eastern Illinois ... Had three touchdowns (the first UTM player to do that since 2014) against Murray State ... Caught six passes ... Named to OVC Commissioner's Honor Roll for work in classroom ... Played in seven games in spring 2021 season, making one start ... Finished that seven game season with 113 yards and a touchdown ... Redshirted in 2019 season ... Had 1,438 rushing yards and 21 touchdowns as a senior in high school.



JOHN H. FORD II

Graduate • Linebacker
6-3 • 230 • Nashville, Tenn.

Preseason OVC Defensive Player of the Year ... Earned All-OVC honors in 2021 after tallying 88 tackles, 5.0 tackles for loss, four interceptions, four pass breakups and a forced fumble ... Forced fumble game in second round of playoffs at Montana State ... Had four double-digit tackle performances ... Had interceptions against Northwestern State, Murray State, Tennessee State and Missouri State ... Interception against TSU was returned 75 yards for a touchdown ... Named OVC Defensive Player of the Week after tallying five tackles and a 66-yard interception return versus Northwestern State ... Started all seven games in spring 2021 season, compiling 43 tackles ... Played in nine games in 2019 ... Did not see action with team in 2017 and 2018.

TEAM NOTES

- UT Martin is coming off its most successful season in its Division I Era by posting a 10-3 overall record while going 5-1 in conference play to clinch the program's second OVC championship. Included in the record-breaking season was a school-record nine game winning streak while climbing as high as eighth in the national rankings before ultimately reaching the second round of the FCS playoffs.

- Entering his 17th season at the helm of the Skyhawks, Jason Simpson boasts a career record of 100-80 after earning his 100th career victory in the first round of the NCAA Division I playoffs against Missouri State. Simpson's 100 career wins ranks fourth in OVC history while his 77-47 record in league play sits third all-time.

- Entering its 16th year of competition, UT Martin has posted the best record in the annual Sgt. York Trophy series presented by Delta Dental of Tennessee with a mark of 32-13. Overall, the Skyhawks have either won the trophy outright or shared honors nine times, including in 2010, 2012, 2014, 2015, 2016, 2018, 2019, 2020 and 2021.

- Following the program's second OVC championship – and first since 2006 – the Skyhawks enter the 2022 season as the pre-season favorite to win the league title for the first time in school history with 70 points and 10 first place votes. Additionally, the Skyhawks boasted a league-high eight Preseason All-OVC selections including the Preseason Defensive Player of the Year in graduate linebacker John H. Ford II.



OHIO VALLEY CONFERENCE



NUMERICAL ROSTER

No.	Name	Pos.	Ht.	Wt.	Yr.	Hometown (Last School)
0	Randy Fields, Jr.	WR	6-1	195	R.-Jr.	Newark, Del. (West Virginia)
1	TJ Neal	JACK	6-1	230	Gr.	Nashville, Tenn. (Wofford)
1	Eyabi Anoma	JACK	6-6	270	Gr.	Baltimore, Md. (Houston)
2	Emmanuel "JoJo" Belgrave	DE	6-3	253	R.-Jr.	Miami, Fla. (Pitt)
2	Sam Franklin	RB	5-10	195	R.-Fr.	Little Rock, Ark. (Central HS)
3	Dresser Winn	QB	6-3	215	Gr.	Dresden, Tenn. (Dresden HS)
3	Ty Woods	S	5-10	175	Gr.	Birmingham, Ala. (Delta State)
4	Shaun Lewis	DB	6-0	180	Gr.	Houston, Texas (Houston)
4	DeVonte Tanksley	WR	5-10	160	R.-So.	Gainesville, Fla. (Catawba CC)
5	Robert Hicks	LB	6-1	235	Gr.	Miami, Fla. (Louisville)
6	Jay Rogers	DT	6-3	290	R.-Jr.	Memphis, Tenn. (Northern Colorado)
7	Aaron Webb	S	5-8	175	R.-So.	St. Louis, Mo. (Iowa Western CC)
8	Jordan Castleberry	RB	6-0	185	R.-So.	Lakewood, Ohio (Maryland)
8	Giovanni Davis	JACK	6-3	250	So.	Miami Gardens, Fla. (Dr. Krop HS)
9	Oshae Baker	S	5-10	195	So.	Sanford, Fla. (Seminole HS)
10	Cornelius Brown	QB	6-5	200	R.-So.	Birmingham, Ala. (Georgia State)
10	Daylan Dotson	DE	6-2	280	So.	Savannah, Ga. (Jenkins HS)
11	Tevin Shipp	LB	6-2	230	R.-So.	Smyrna, Tenn. (Smyrna HS)
11	Kody Sparks	QB	6-5	220	R.-Fr.	Murfreesboro, Tenn. (Bowling Green)
12	Carson Evans	S	6-1	185	R.-So.	Memphis, Tenn. (First Assembly Christian)
13	Jermaine Cooley	JACK	6-2	240	Jr.	Dublin, Ga. (Dublin HS)
13	Elijah Smoot	WR	6-1	180	Jr.	Beggs, Okla. (Northeastern Oklahoma A&M)
14	Cal Camp	QB	6-3	205	Fr.	Madison, Ga. (Morgan County HS)
14	Tyler Gore	DB	5-10	175	Jr.	Little River, SC (Georgia State)
15	Colton Dowell	WR	6-3	215	Gr.	Lebanon, Tenn. (Wilson Central HS)
16	Jaylon Sharpe	LB	6-2	240	R.-So.	Charlotte, NC (Charlotte)
16	On'terrius Smith	QB	6-3	200	So.	Nashville, Tenn. (Stratford HS)
17	Ajay Smith	WR	6-4	190	Jr.	Detroit, Mich. (Independence CC)
18	John H. Ford II	LB	6-3	230	Gr.	Nashville, Tenn. (John Overton HS)
18	Josh Lundy	QB	6-3	190	R.-Fr.	Hoover, Ala. (Hoover HS)
19	Jack Lucas	S	6-0	180	R.-So.	Louisville, Ky. (Louisville Male)
20	JaMichael McGoy	DB	5-10	170	R.-Fr.	Chattanooga, Tenn. (Boy-By-Buchanan HS)
21	Zak Wallace	RB	6-0	220	R.-So.	Benton, Ark. (Benton HS)
22	Andre Brackett	DB	5-11	190	Gr.	East Windsor, Conn. (Bryant)
22	Kyler Pearson	WR	5-8	160	So.	Tulsa, Okla. (Kansas)
23	Antonio Jackson	S	6-1	185	R.-Fr.	Bessemer, Ala. (Hueytown HS)
23	TJ Sweet	RB	5-11	200	R.-Fr.	San Bernardino, Calif. (Winner Circle Athletics)
24	Chris Hunter	LB	6-1	240	R.-So.	Knoxville, Tenn. (Army Prep)
25	Isaiah Abdullah	LB	6-3	220	R.-So.	Los Angeles, Calif. (Wyoming)
25	Bryce Sparks	RB	6-1	195	Fr.	Franklin, Tenn. (Franklin HS)
26	Alexander Andre	S	5-11	175	So.	Orlando, Fla. (Bishop Moore HS)
26	Tyler Pugh	DB	5-10	170	R.-Fr.	Langfordville, Ga. (Grayson HS)
27	Andrew Garwo	DB	6-0	180	R.-Fr.	Levitown, Pa. (Temple)
27	Ed Osley	RB	6-0	200	R.-Fr.	Birmingham, Ala. (Clay-Chalkville HS)
28	Isaiah Gibbs	RB	5-9	185	R.-So.	Knoxville, Tenn. (Farragut HS)
28	Vincent Guy	DB	6-0	180	R.-So.	Memphis, Tenn. (Whitehaven HS)
29	Kaleb Almo	DB	6-0	190	Fr.	Memphis, Tenn. (PURE Youth Athletics)
29	Wyatt Gilbert	S	5-11	180	R.-Fr.	Fairfield, Ill. (Fairfield HS)
30	Deven Sims	S	6-2	200	R.-Sr.	Smyrna, Tenn. (Smyrna HS)
30	Orlandis Williamson	DB	5-10	170	R.-Fr.	Milan, Tenn. (Milan HS)
31	De'Andre Kelly	RB	6-0	200	Fr.	South Pittsburg, Tenn. (South Pittsburg HS)
31	LaMarion Pierce	DB	6-0	175	Fr.	Lewisburg, Tenn. (Marshall County HS)
32	Michael Campbell	LB	6-1	210	Jr.	Horn Lake, Miss. (Northwest Mississippi CC)
32	Bryce Dailey	TE	6-4	245	R.-So.	Memphis, Tenn. (Christian Brothers HS)
34	Jaden Deaton	S	6-0	200	R.-So.	New Albany, Miss. (Northeast Mississippi CC)
35	Charles Johnson	DB	6-2	175	R.-So.	San Diego, Calif. (Southern Utah)
36	Shamari Weir	LB	6-0	220	So.	Coconut Creek, Fla. (Coconut Creek HS)
37	Tyler Larco	K/P	5-9	155	R.-So.	Miami, Fla. (Miami Palmetto)
38	Bradley Jones	S	6-2	200	Gr.	Nashville, Tenn. (Tennessee)
39	Khalik Ganaway	RB	5-8	175	Fr.	Trenton, Tenn. (Peabody HS)
40	Brock Powers	LS	6-2	230	Sr.	Cornersville, Tenn. (Cornersville HS)
41	Vinny Iannantone	RB	6-0	205	Sr.	Joliet, Ill. (Joliet Catholic Academy)
41	AJ Robinson, Jr.	S	5-10	185	R.-Fr.	Memphis, Tenn. (Whitehaven HS)
42	Austin Gray	TE	6-2	240	R.-Fr.	Venice, Fla. (Venice HS)
42	Kobe Okeke	LB	6-1	220	R.-Fr.	Smyrna, Tenn. (Birmingham Sports Academy)
43	Levi Evans	LB	6-3	220	Fr.	Kingsport, Tenn. (Dobyns-Bennett HS)
44	Brett Kuczynski	LS	6-0	235	Fr.	Lombard, Ill. (Louisville)
44	David Stewart	JACK	6-1	200	R.-Fr.	Germantown, Tenn. (Germantown HS)
45	Stephen Ballard	LB	6-1	190	R.-Fr.	Milan, Tenn. (Milan HS)
45	Jordan Shepherd	TE	6-4	230	R.-Fr.	Trenton, Tenn. (Trenton Peabody HS)
46	Will Crabtree	TE	6-0	205	R.-Fr.	Hendersonville, Tenn. (Beech HS)
46	Barrett Powers	LS	6-3	250	Fr.	Cornersville, Tenn. (Cornersville HS)
47	Jackson Gay	TE	6-2	235	R.-Fr.	Panama City, Fla. (Bozeman HS)
48	Lewis Hudson	TE	6-2	240	Gr.	Paris, Tenn. (Henry County HS)
48	Frankie Onate	K/P	5-11	200	Gr.	Jacksonville, Fla. (South Alabama)
49	Erin Parker	TE	6-3	245	R.-Fr.	Memphis, Tenn. (Memphis Central HS)
54	Matthan Hatchie	OL	6-2	310	Sr.	Haleiwa, Hawaii (Garden City CC)
55	AJ Marquez	OL	6-6	285	R.-Fr.	Port Charlotte, Fla. (Port Charlotte HS)
60	Greg Gyenis	OL	6-3	305	R.-Fr.	Tampa, Fla. (Jesus HS)
61	Eli Patrick	OL	6-0	225	R.-Fr.	Covington, Tenn. (Covington HS)
62	Josiah Tingley	OL	6-2	290	R.-Fr.	Cordova, Tenn. (Evangelical Christian HS)
63	Branson Conner	OL	6-7	310	Fr.	Memphis, Tenn. (Whitehaven HS)
64	Zion Rucker	OL	6-4	300	R.-Fr.	Smyrna, Tenn. (Smyrna HS)
65	Riley Cleary	OL	6-5	300	R.-Fr.	Venice, Fla. (Venice HS)
66	Drake Carroll	OL	6-2	302	Jr.	Alexandria, La. (East Central CC)
67	Logan Swartz	OL	6-6	300	R.-So.	Rock Island, Ill. (Iowa Western CC)
68	Garrett Smith	OL	6-3	290	Fr.	Portland, Tenn. (Portland HS)
70	Cade Richards	OL	6-5	265	R.-Fr.	Clearwater, Fla. (Clearwater Central Catholic)
71	Logan Crouch	OL	6-6	315	Fr.	Tallahoma, Tenn. (Tallahoma HS)
72	Jarod Russell	OL	6-4	315	R.-Fr.	Murfreesboro, Tenn. (Riverdale HS)
73	D'Marius Warren	OL	6-3	300	R.-Jr.	Kennett, Mo. (Northwestern Oklahoma State)
74	Mitchell Appleton	OL	6-5	300	R.-Fr.	De Soto, Mo. (De Soto HS)
75	Nicholas Edwards	OL	6-5	325	R.-Fr.	Clarksville, Tenn. (Tennessee)
76	Marcus James	OL	6-5	305	Fr.	Memphis, Tenn. (Germantown HS)
77	Lamar Morgan	OL	6-5	305	Jr.	Detroit, Mich. (East Central CC)
78	Jason Eaton	OL	6-7	315	R.-Fr.	Clarksville, Tenn. (Eastern Michigan)
79	Gavin Olson	OL	6-4	290	Jr.	Memphis, Tenn. (Memphis Harding Academy)
80	Malik Baker	WR	5-11	190	Fr.	Baltimore, Md. (St. Frances Academy)
80	Samuel Hannis	WR	6-2	200	Fr.	Henderson, Tenn. (Chester County HS)
81	Eli Nelson	TE	6-4	215	R.-Jr.	York, Ala. (Selma HS)
82	Ka'Dedrick Richardson	WR	6-1	195	Gr.	Memphis, Tenn. (Memphis)
83	George Qualls, Jr.	WR	6-2	180	Jr.	Caruthersville, Mo. (Akron)
84	Micah Simpson	WR	6-0	185	Fr.	Morristown, Tenn. (Morristown East HS)
84	Arius Trice	WR	6-1	180	R.-Fr.	Shelbyville, Tenn. (Bethel)
85	Jaden Gibbs	WR	6-4	185	R.-So.	Knoxville, Tenn. (Farragut HS)
86	James Shephard	WR	6-2	210	R.-Fr.	West Memphis, Ark. (West Memphis HS)
87	David Moultry	WR	6-1	180	Fr.	Alabaster, Ala. (Thompson HS)
87	Aron Whittle	WR	5-9	180	R.-Fr.	Newbern, Tenn. (Dyer County HS)
88	Parker Floyd	TE	6-5	245	R.-Fr.	Gatesville, Texas (Incarate Word)
88	Robert Lilley-Sneed	WR	5-9	170	R.-Jr.	Nashville, Tenn. (Orange Coast College)
89	Derya Lawrence	WR	5-7	130	R.-Jr.	Germantown, Tenn. (Germantown HS)
90	Keion Willis	DE	6-1	265	Gr.	St. Louis, Mo. (Missouri)
91	Tyson Strickland	NT	6-2	270	R.-Fr.	Cordova, Tenn. (Tennessee Valley Prep)
93	Jarid Johnson	DT	6-2	310	Jr.	Poplarville, Miss. (Pearl River CC)
94	Christian Dowell	NT	6-2	280	So.	Memphis, Tenn. (Christian Brothers HS)
95	Jackson Abel	K	5-7	210	Fr.	Martin, Tenn. (Westview HS)
95	Elijah Young	JACK	6-0	225	Fr.	Gleason, Tenn. (Gleason HS)
96	Grayson Campbell	P	5-11	170	Fr.	Lebanon, Tenn. (Lebanon HS)
96	Charles Perkins	DE	6-4	255	Fr.	Memphis, Tenn. (Memphis Aca. of Health Sciences)
97	Toby Camp	DT	6-3	250	R.-Fr.	Attalla, Ala. (Etowah HS)
97	Jareil Savage	NT	6-3	225	Fr.	Memphis, Tenn. (Cordova HS)
98	Myles Saulsberry	NT	6-2	285	Fr.	Memphis, Tenn. (Lausanne Collegiate HS)
98	Ryan Young	K	-	-	Fr.	Nashville, Tenn. (Lipscomb Academy)
99	Kenyon Davis	NT	6-5	290	R.-Jr.	Columbia, Tenn. (Columbia Central HS)

ALPHABETICAL ROSTER

No.	Name	Pos.	Yr.
25	Isaiah Abdullah	R.-So.	Fr.
95	Jackson Abel	K	Fr.
29	Kaleb Almo	DB	Fr.
26	Alexander Andre	S	So.
1	Eyabi Anoma	JACK	R.-Jr.
74	Mitchell Appleton	OL	R.-Fr.
80	Malik Baker	WR	Fr.
9	Oshae Baker	S	So.
45	Stephen Ballard	LB	R.-Fr.
2	Emmanuel "JoJo" Belgrave	DE	R.-Fr.
22	Andre Brackett	DB	Gr.
46	Austin Gray	TE	Fr.
10	Cornelius Brown	QB	R.-So.
14	Cal Camp	QB	Fr.
97	Toby Camp	DT	R.-Fr.
96	Grayson Campbell	P	Fr.
32	Michael Campbell	LB	Jr.
66	Drake Carroll	OL	Jr.
8	Jordan Castleberry	RB	R.-So.
65	Riley Cleary	OL	Fr.
63	Branson Conner	OL	Fr.
13	Jermaine Cooley	JACK	Jr.
46	Will Crabtree	TE	R.-Fr.
71	Logan Crouch	OL	Fr.
32	Bryce Dailey	TE	Fr.
8	Giovanni Davis	JACK	So.
99	Kenyon Davis	NT	R.-Jr.
34	Jaden Deaton	S	R.-So.
10	Daylan Dotson	DE	So.
94	Christian Dowell	NT	So.
15	Colton Dowell	WR	Fr.
75	Jason Eaton	OL	R.-Fr.
10	Nicholas Edwards	OL	R.-So.
12	Carson Evans	S	R.-Fr.
43	Levi Evans	LB	Fr.
0	Randy Fields, Jr.	WR	R.-Jr.
88	Parker Floyd	TE	R.-Jr.
18	John H. Ford II	LB	Gr.
2	Sam Franklin	RB	R.-Fr.
39	Khalik Ganaway	RB	Fr.
27	Andrew Garwo	DB	R.-Fr.
47	Jackson Gay	TE	R.-Fr.
28	Isaiah Gibbs	RB	R.-So.
85	Jaden Gibbs	WR	R.-So.
29	Wyatt Gilbert	S	R.-Fr.
14	Tyler Gore	DB	Jr.
28	Vincent Guy	DB	R.-So.
60	Greg Gyenis	OL	R.-Fr.
80	Samuel Hannis	WR	Fr.
54	Matthan Hatchie	OL	Gr.
5	Robert Hicks	LB	Sr.
48	Lewis Hudson	TE	Fr.
24	Chris Hunter	LB	R.-So.
41	Vinny Iannantone	RB	Fr.
23	Antonio Jackson	S	R.-Fr.
76	Marcus James	OL	Fr.
35	Charles Johnson	DB	R.-So.
93	Jarid Johnson	DT	Jr.
38	Bradley Jones	S	Gr.
31	De'Andre Kelly	RB	Fr.
44	Brett Kuczynski	LS	Fr.
32	Michael Campbell	K/P	R.-So.
89	Derya Lawrence	WR	R.-Jr.
4	Shaun Lewis	DB	Gr.
88	Robert "Boogie" Lilley-Sneed	WR	R.-Jr.
19	Jack Lucas	S	R.-So.
18	Josh Lundy	QB	R.-Fr.
55	AJ Marquez	OL	R.-Fr.
20	JaMichael McGoy	DB	R.-Fr.
77	Lamar Morgan	OL	Jr.
87	David Moultry	WR	Gr.
0	TJ Neal	JACK	Fr.
81	DJ Nelson	TE	R.-Fr.
42	Kobe Okeke	LB	R.-Fr.
79	Gavin Olson	OL	Jr.
48	Frankie Onate	K/P	Gr.
27	Ed Osley	RB	Fr.
49	Erin Parker	TE	R.-Fr.
61	Eli Patrick	OL	R.-Fr.
22	Kyler Pearson	WR	So.
96	Charles Perkins	DE	Fr.
31	LaMarion Pierce	DB	Fr.
46	Barrett Powers	LS	Fr.
40	Brock Powers	LS	Sr.
26	Tyler Pugh	S	R.-Fr.
83	George Qualls, Jr.	WR	Jr.
70	Cade Richards	OL	Fr.
82	Ka'Dedrick Richardson	WR	Sr.
41	AJ Robinson, Jr.	S	Fr.
6	Jay Rogers	DT	R.-Jr.
64	Zion Rucker	OL	R.-Fr.
72	Jarod Russell	OL	R.-Fr.
98	Myles Saulsberry	NT	Fr.
97	Jareil Savage	NT	Fr.
16	Jaylon Sharpe	LB	R.-So.
86	James Shephard	WR	R.-Fr.
45	Jordan Shepherd	TE	Fr.
11	Tevin Shipp	LB	R.-So.
84	Micah Simpson	WR	Fr.
30	Deven Sims	S	R.-Sr.
17	Ajay Smith	WR	Jr.
6	Garrett Smith	OL	Fr.
16	On'terrius Smith	QB	So.
13	Elijah Smoot	WR	Jr.
25	Bryce Sparks	RB	Fr.
11	Kody Sparks	QB	R.-Fr.
44	David Stewart	JACK	Fr.
91	Tyson Strickland	NT	R.-Fr.
67	Logan Swartz	OL	R.-So.
23	TJ Sweet	WR	R.-Fr.
4	DeVonte Tanksley	WR	R.-So.
62	Josiah Tingley	OL	R.-Fr.
84	Arius Trice	WR	R.-So.
21	Zak Wallace	RB	R.-So.
73	D'Marius Warren	OL	R.-Jr.
7	Aaron Webb	S	R.-So.
36	Shamari Weir	LB	So.
87	Aron Whittle	WR	R.-Fr.
30	Orlandis Williamson	DB	R.-Fr.
90	Keion Willis	DE	Gr.
3	Dresser Winn	QB	Gr.
3	Ty Woods	S	Fr.
95	Elijah Young	JACK	Fr.
98	Ryan Young	K	Fr.



Jason Simpson was the choice for the 2006 OVC Coach of the Year Award in his first year with the team. He also won the award in 2021, when leading the Skyhawks to the OVC title and FCS Playoffs. He now ranks fourth in OVC history for career victories.

JASON SIMPSON

HEAD COACH

17TH SEASON

100-80 CAREER RECORD

Birthdate: January 25, 1971
Hometown: Ellisville, Mississippi
College: Southern Miss, 1995 (Sports Administration)
Family: Wife - Julie
 Children - Ty, Emma, Graham

Career Record			
Year	School	Overall	Conf. (Finish)
2006	UT Martin	9-3	6-1 (1st-t)
2007	UT Martin	4-7	4-4 (6th)
2008	UT Martin	8-4	6-2 (2nd-t)
2009	UT Martin	5-6	4-4 (4th-t)
2010	UT Martin	6-5	5-3 (4th-t)
2011	UT Martin	5-6	4-4 (5th-t)
2012	UT Martin	8-3	6-2 (2nd-t)
2013	UT Martin	7-5	5-3 (3rd-t)
2014	UT Martin	6-6	5-3 (3rd-t)
2015	UT Martin	7-4	6-2 (3rd)
2016	UT Martin	7-5	6-2 (2nd)
2017	UT Martin	6-5	4-4 (4th)
2018	UT Martin	2-9	2-6 (8th)
2019	UT Martin	7-5	6-2 (3rd)
2020	UT Martin	3-4	3-4 (5th)
2021	UT Martin	10-3	5-1 (1st)

CAREER HIGHLIGHTS

- Simpson enters the 2022 season with 100 career victories, which ranks him fourth in OVC history. He is beginning his 17th season at UTM, making him one of just six coaches to coach 15 or more years at one school.
- Simpson has a 77-47 OVC record in 16 years; UTM won just 20 Conference games in the 14 seasons prior to Simpson.
- In his first three years at UT Martin Simpson won 21 games, which was the highest three-year win total in school history. He equaled that mark from 2012-14.
- Simpson picked up his second OVC Coach of the Year award in 2021.
- In his first season as a head coach (2006), Simpson led UT Martin to its best season of football at the FCS level and was named OVC Coach of the Year for his efforts. The Skyhawks won nine games overall (the most since winning 11 in 1988 when the team competed at the Division II level), shared its first Ohio Valley Conference Championship and advanced to the FCS Playoffs for the first time in school history. It was only the team's third .500 or better record since the move up from Division II.
- Simpson came to UTM after three seasons at Chattanooga as that program's offensive coordinator. At UTC, he helped the Mocs to a 6-5 record in 2006, the program's first winning season since 1997. There he coached quarterback Cedric Stevens, who threw for more than 3,100 yards and had a 66 percent completion percentage. He also coached Alonzo Nix, who set the Southern Conference record for receptions (90) on his way to All-America honors.
- Simpson got his start at Delta State (1994-95) serving as the defensive backs coach for two years before moving onto Jacksonville State (1997-99). At JSU he was a member of the staff that was responsible for the third best turnaround in Division I football for the 1997 and 1998 seasons. That was followed by one year at Blinn Junior College (2000) and four seasons as quarterbacks coach and recruiting coordinator at Texas State (2000-03).
- Simpson played two seasons of college football at Mississippi State, where he was also a member of the baseball team. He then transferred to Southern Miss, where he was a two-time all-conference pick on the diamond and a team captain.

ASSISTANT COACHES

- Assistant Head Coach/Defensive Coordinator:**..... Chris Polizzi
 Alma Mater: Lake Forest, 2005 (5th season)
- Offensive Coordinator/Offensive Line:**..... Kevin Bannon
 Alma Mater: UT Martin, 2009 (11th season)
- Run-Game Coordinator/Tight Ends/Tackles:** Matt Jones
 Alma Mater: Eastern Illinois, 2008 (4th season)
- Pass-Game Coordinator/Quarterbacks:** Travis Partridge
 Alma Mater: Missouri Western, 2013 (1st season)
- Linebackers:** Brandon Butcher
 Alma Mater: Coastal Carolina, 2014 (3rd season)
- Wide Receiver:** Dallas Dickey
 Alma Mater: West Georgia, 2015 (1st season)
- Defensive Line:** Justin Robinson
 Alma Mater: UIndy, 2012 (1st season)
- Cornerbacks:** Antonio Clifton
 Alma Mater: UT Martin, 2019 (4th season)
- Special Teams Assistant:** Aidan Panni
 Alma Mater: Tennessee Tech, 2019 (1st season)
- Jack/Special Teams Assistant:** Anthony Gore
 Alma Mater: Kennesaw State, 2018 (1st season)
- Offensive G.A./Running Backs:** Keon Howard
 Alma Mater: Tulane, 2021 (1st season)
- Defensive G.A./Linebackers:** TJ Minnifree
 Alma Mater: UT Martin, 2021 (1st season)
- Director of Operations** Chris Bell
 Alma Mater: UT Martin (7th season)

2021 TEAM STATISTICS

	<u>UTM</u>	<u>Opponent</u>				
SCORING	390	325				
Points Per Game	30.0	25.0				
FIRST DOWNS	248	241				
Rushing	131	96				
Passing	95	122				
Penalty	21	23				
RUSHING YARDAGE	2692	1931				
Yards Gained Rushing	3010	2161				
Yards Lost Rushing	318	230				
Rushing Attempts	506	432				
Average Per Rush	5.3	4.5				
Average Per Game	207.1	148.5				
TDs Rushing	32	12				
PASSING YARDAGE	2316	2750				
Comp-Att-Int	208-362-10	236-420-17				
Average Per Pass	6.4	6.5				
Average Per Catch	11.1	11.7				
Average Per Game	178.2	211.5				
TDs Passing	17	23				
TOTAL OFFENSE	5008	4681				
Total Plays	868	852				
Average Per Play	5.8	5.5				
Average Per Game	385.2	360.1				
TIME OF POSSESSION/GAME	31:51	28:09				
3RD DOWN CONVERSIONS	77/187	66/175				
3rd-Down Pct.	41%	38%				
4TH DOWN CONVERSIONS	11/22	12/27				
4th-Down Pct.	50%	44%				
RED-ZONE SCORES	39-47 (83%)	37-43 (86%)				
RED-ZONE TOUCHDOWNS	34-47 (72%)	21-43 (49%)				
PAT-ATTEMPTS	49-51 (96%)	37-38 (97%)				
ATTENDANCE	21,039	80,441				
Games/Avg. Per Game	5/4,208	8/10,055				
Neutral Site Games		0/0				
SCORE BY QUARTERS	<u>1st</u>	<u>2nd</u>	<u>3rd</u>	<u>4th</u>	<u>OT</u>	<u>Total</u>
UT Martin	61	169	59	101	-	390
Opponents	60	101	82	82	-	325

2021 INDIVIDUAL STATISTICS

RUSHING						
<u>Player</u>	<u>G</u>	<u>Att.</u>	<u>Yds.</u>	<u>Avg.</u>	<u>TD</u>	<u>Yds./G</u>
Peyton Logan	13	156	1121	7.2	4	86.2
Zak Wallace	13	148	807	5.5	15	62.1
Keon Howard	10	95	474	5.0	10	47.4
Jordan Castleberry	13	30	154	5.1	1	11.8
Tim Taylor	6	20	81	4.1	0	13.5
PASSING						
<u>Player</u>	<u>G</u>	<u>Comp.-Att.</u>	<u>Pct.</u>	<u>Yds.</u>	<u>TD/Int.</u>	<u>Avg.</u>
Keon Howard	10	154-258	59.7	1811	15/7	181.1
Dresser Winn	3	45-91	49.5	438	2/2	146.0
Stewart Howell	5	9-13	69.2	67	0/1	13.4
RECEIVING						
<u>Player</u>	<u>G</u>	<u>No.</u>	<u>Yds.</u>	<u>Avg.</u>	<u>TD</u>	<u>Yds./G</u>
Donnell Williams	10	32	478	14.9	2	47.8
Rodney Williams	13	29	417	14.4	3	32.1
Peyton Logan	13	29	267	9.2	3	20.5
Zoe Roberts	11	27	235	8.7	5	21.4
Marqwell Odom	10	26	178	6.8	0	17.8
SCORING						
<u>Player</u>	<u>G</u>	<u>TD</u>	<u>Xpt.</u>	<u>FG</u>	<u>Pts.</u>	<u>Pts./G</u>
Zak Wallace	13	15	-	-	90	6.9
Tyler Larco	13	-	49-51	7-15	70	5.4
Keon Howard	10	10	-	-	60	6.0
Peyton Logan	13	7	-	-	42	3.2
Zoe Roberts	11	5	-	-	30	2.7
TACKLES						
<u>Player</u>	<u>G</u>	<u>Solo</u>	<u>Asst.</u>	<u>Total</u>	<u>TFL</u>	<u>Sacks</u>
Deven Sims	13	45	48	93	6.0	1.0
John Ford	13	44	44	88	5.0	0.5
D'Carrious Stephens	13	32	45	77	7.0	1.0
Oshae Baker	13	38	29	67	3.5	2.0
Takeem Young	10	27	17	44	0.5	0
INTERCEPTIONS						
<u>Player</u>	<u>G</u>	<u>No.</u>	<u>Yds.</u>	<u>Avg.</u>	<u>TD</u>	<u>PBU</u>
John Ford	13	4	163	40.8	1	4
Oshae Baker	13	4	47	11.8	0	9
Jay Woods	12	2	-3	-1.5	0	11
D'Carrious Stephens	13	2	2	1.0	0	4

Returning Players in Bold



2021 SCHEDULE AND RESULTS

<u>Date</u>	<u>Opponent</u>	<u>Result</u>	<u>Attendance</u>
9/2	at Western Kentucky	L, 21-59	16,236
9/11	Samford	W, 33-27	5,869
9/18	at Northwestern State	W, 35-10	9,146
9/25	at #9 Jacksonville State	W, 34-31	18,648
10/9	Murray State*	W, 48-24	7,111
10/16	at Eastern Illinois*	W, 28-17	3,189
10/23	Southeast Missouri #	W, 38-30	2,230
10/30	Austin Peay*	W, 17-16	2,117
11/6	Tennessee State*	W, 41-20	3,712
11/13	at Tennessee Tech*	W, 42-3	9,604
11/20	at Southeast Missouri*	L, 14-31	3,219
11/27	at #10 Missouri State \$	W, 32-31	5,072
12/4	at #7 Montana State \$	L, 7-26	15,327

* - Ohio Valley Conference Contest \$ - FCS Playoffs

Home Games in Bold # - Does Not Count in OVC Standings

TEAM RECORDS

INDIVIDUAL RUSHING

Most Attempts

Game: 47 - Don Chapman vs. Murray State (2005)
 Season: 302 - Don Chapman (2005)
 Career: 1046 - Don Chapman (2004-07)

Most Yards

Game: 272 - Don Chapman vs. Southeast Mo. (2004)
 Season: 1,412 - Don Chapman (2006)
 Career: 5,017 - Don Chapman (2004-07)

INDIVIDUAL PASSING

Most Attempts

Game: 65 - Brady Wahlberg vs. Jacksonville St. (2003)
 Season: 424 - Leon Reed (1988)
 Career: 1,110 - Derek Carr (2009-12)

Most Completions

Game: 44 - Brady Wahlberg vs. Jacksonville St. (2003)
 Season: 264 - Derek Carr (2012)
 Career: 665 - Derek Carr (2009-12)

Most Yards

Game: 560 - Derek Carr vs. Murray State (2012)
 Season: 3,276 - Derek Carr (2012)
 Career: 8,428 - Derek Carr (2009-12)

INDIVIDUAL RECEIVING

Most Receptions

Game: 16 - William Mackall vs. Delta State (1987)
 Season: 90 - William Mackall (1987)
 Career: 225 - William Mackall (1985-88)

Most Receiving Yards

Game: 283 - William Mackall vs. Troy State (1988)
 Season: 1,092 - Quentin Sims (2012)
 Career: 2,494 - William Mackall (1985-88)

YEAR-BY-YEAR RESULTS

YEAR	ALL	OVC	COACH	YEAR	ALL	OVC	COACH
1952	3-4	--	James Henson	1988	11-2	--	Don McLeary
1953	2-5	--	James Henson	1989	2-9	--	Don McLeary
1954	2-6	--	James Henson	1990	4-7	--	Don McLeary
1955	2-5-1	--	James Henson	1991	5-6	--	Don McLeary
1956	4-4	--	James Henson	1992	3-8	2-6	Don McLeary
1957	6-1	--	Bob Carroll	1993	6-5	5-3	Don McLeary
1958	7-0-1	--	Bob Carroll	1994	5-6	2-6	Don McLeary
1959	4-4	--	Bob Carroll	1995	5-6	4-4	Don McLeary
1960	7-3	--	Bob Carroll	1996	1-10	1-7	Don McLeary
1961	4-5	--	Bob Carroll	1997	1-10	0-7	Jim Marshall
1962	6-3	--	Bob Carroll	1998	0-11	0-7	Jim Marshall
1963	5-5	--	Bob Carroll	1999	1-10	0-7	Jim Marshall
1964	4-5-1	--	Bob Carroll	2000	2-9	0-7	Sam McCorkle
1965	4-5	--	Bob Carroll	2001	1-10	0-6	Sam McCorkle
1966	5-5	--	Bob Carroll	2002	2-10	0-6	Sam McCorkle
1967	10-1	--	Bob Carroll				Johnny Jernigan
1968	3-5-1	--	Bob Carroll	2003	2-10	1-7	Matt Griffin
1969	3-6	--	Bob Carroll	2004	2-9	1-7	Matt Griffin
1970	7-3	--	Bob Carroll	2005	6-5	4-4	Matt Griffin
1971	5-5	--	Bob Carroll	2006	9-3	6-1	Jason Simpson
1972	1-9	--	Bob Carroll	2007	4-7	4-4	Jason Simpson
1973	2-8-1	--	Bob Carroll	2008	8-4	6-2	Jason Simpson
1974	2-9	--	Bob Carroll	2009	5-6	4-4	Jason Simpson
1975	2-8	--	George MacIntyre	2010	6-5	5-3	Jason Simpson
1976	8-3	--	George MacIntyre	2011	5-6	4-4	Jason Simpson
1977	8-3	--	George MacIntyre	2012	8-3	6-2	Jason Simpson
1978	2-8	--	Vester Newcomb	2013	7-5	5-3	Jason Simpson
1979	5-5	--	Vester Newcomb	2014	6-6	5-3	Jason Simpson
1980	4-7	--	Lynn Amadee	2015	7-4	6-2	Jason Simpson
1981	4-7	--	Lynn Amadee	2016	7-5	6-2	Jason Simpson
1982	5-6	--	Fred Pickard	2017	6-5	4-4	Jason Simpson
1983	4-7	--	Fred Pickard	2018	2-9	2-6	Jason Simpson
1984	2-8-1	--	Fred Pickard	2019	7-5	6-2	Jason Simpson
1985	1-10	--	Fred Pickard	2020	3-4	3-4	Jason Simpson
1986	3-8	--	Don McLeary	2021	10-3	5-1	Jason Simpson
1987	5-6	--	Don McLeary				

Above Includes Years as a Senior College Only

OVC Championships (2)

2006*, 2021

* Co Champions

NCAA FCS Playoff Appearances (2)

2006, 2021



UT Martin linebacker **Tony Bell (2011-14)** garnered All-American and All-OVC first team honors in both 2013 and 2014 while becoming the Skyhawks all-time leader in sacks with 22.5.

ALL-TIME COACHES

Coach	Years	Overall Record	OVC Record	OVC Titles	Playoff Appearances
James Henson	1952-56	13-24-1 (.355)	-	-	-
Bob Carroll	1957-74	85-82-4 (.509)	-	-	-
George MacIntyre	1975-77	18-14 (.563)	-	-	-
Vester Newcomb	1978-79	7-13 (.350)	-	-	-
Lynn Amadee	1980-81	8-14 (.364)	-	-	-
Fred Pickard	1982-85	12-31-1 (.284)	-	-	-
Don McLeary	1986-96	50-73 (.407)	14-26 (.350)	0	0
Jim Marshall	1997-99	2-31 (.061)	0-21 (.000)	0	0
Sam McCorkle	2000-02	5-25 (.167)	0-16 (.000)	0	0
Johnny Jernigan	2002	0-4 (.000)	0-3 (.000)	0	0
Matt Griffin	2003-05	10-24 (.294)	6-18 (.250)	0	0
Jason Simpson	2006-present	100-80 (.556)	77-47 (.621)	2	2



OHIO VALLEY CONFERENCE



2021 ALL-OHIO VALLEY CONFERENCE TEAMS

OVC Offensive Player of the Year: Keon Howard (QB), UT Martin
OVC Freshman of the Year: DJ Williams (QB), Murray State

OVC Defensive Player of the Year: Koby Perry (SAF), Austin Peay
Roy Kidd OVC Coach of the Year: Jason Simpson, UT Martin

FIRST-TEAM OFFENSE

Player_School	Pos.	Ht.	Wt.	Yr.	Hometown	Key Stats
Keon Howard, UT Martin	QB	6-1	215	Gr.	Laurel, Miss.	1811 pass yds., 15 TDs; 472 rush yds., 10 TDs
Geno Hess, Southeast Missouri *!	RB	5-8	209	Sr.	Peoria, Ill.	1116 yards (5.5 ypc), 14 TDs
Peyton Logan, UT Martin \$	RB	5-8	190	Sr.	Horn Lake, Miss.	982 yards (7.5 ypc), 3 TDs, 24 catches, 3 TDs
Zak Wallace, UT Martin	RB	6-0	220	R-Fr.	Benton, Ark.	745 yards (5.9 ypc), 14 TDs
Baniko Harley, Austin Peay	WR	6-0	227	Gr.	Birmingham, Ala.	48 catches, 800 yards, 7 TDs
Drae McCray, Austin Peay	WR	5-8	176	Fr.	Tallahassee, Fla.	53 catches, 867 yards, 8 TDs
LaMartz Brooks, Murray State *	WR	6-1	192	R-Jr.	Milan, Tenn.	33 catches, 447 yards, 1 TD
Eugene Minter, Austin Peay	WR	6-3	215	Gr.	Birmingham, Ala.	23 catches, 447 yards, 4 TDs
Rodell Rahmaan, Tennessee State	TE	6-4	230	Gr.	Columbus, Ohio	30 catches, 490 yards, 6 TDs
Levi Nelser, Murray State *	OC	6-1	318	R-Jr.	Mayfield, Ky.	
Zack Gieg, Southeast Missouri	OC	6-1	296	Jr.	Morgan Hill, Calif.	
Matthan Hatchie, UT Martin #	OC	6-2	310	Jr.	Haleiwa, Hawaii	
Michael Shanahan, UT Martin	OT	6-5	310	R-So.	Orlando, Fla.	
Jacob Vance, Murray State *	OT	6-4	328	R-Sr.	Prospect, Ky.	
Bucky Williams, Austin Peay *!	OT	6-3	295	R-Jr.	Ringgold, Ga.	
Robert Lacey, Tennessee State	OG	6-3	340	Jr.	Mobile, Ala.	

FIRST-TEAM DEFENSE

Player_School	Pos.	Ht.	Wt.	Yr.	Hometown	Key Stats
Chris Tucker, Tennessee Tech * &	DE	6-2	270	Gr.	Jackson, Tenn.	29 tackles, 7.5 TFL, 3.0 sacks, 9 QBH, 1 FF
Bryson Donnell, Southeast Missouri *	DT	6-1	293	Sr.	Antioch, Tenn.	39 tackles, 4.0 TFL, 4 PBU, 5 QBH, 1 FR
Austin Pickett, UT Martin &	DT	6-1	270	Gr.	Lake Minneola, Fla.	28 tackles, 5.5 TFL, 1.0 sack, 5 QBH, 1 FF
David DuBose, UT Martin	DE	6-3	265	Gr.	Huntsville, Ala.	29 tackles, 4.5 TFL, 3 QBH, 1 blocked kick
Omarbrick Douglas, Southeast Missouri #	OLB	6-3	234	Gr.	Louisville, Ky.	59 tackles, 7.0 TFL, 3.5 sacks, 2 FF, 1 FR
John Ford, UT Martin	ILB	6-3	230	Gr.	Nashville, Tenn.	74 tackles, 5.0 TFL, 3 INT, 3 PBU, 3 QBH
Jason Johnson, Eastern Illinois *!	ILB	6-2	200	R-So.	Matteson, Ill.	111 tackles, 8.0 TFL, 2 QBH, 1 FF, 4 FR
Brandon Mincey, Southeast Missouri	ILB	6-0	242	Sr.	Plantation, Fla.	57 tackles, 9.5 TFL, 1.5 sacks, 1 FF, 2 FR
James Green, Tennessee State #	OLB	6-1	220	R-Jr.	Orlando, Fla.	77 tackles, 7.0 TFL, 1 INT, 1 FF, 1 FR
Marcis Floyd, Murray State *	CB	6-0	188	R-So.	Louisville, Ky.	40 tackles, 4.0 TFL, 3.0 sacks, 2 INT, 9 PBU
Koby Perry, Austin Peay	SAF	6-0	174	Gr.	Covington, Ga.	85 tackles, 8.0 TFL, 2 INT, 3 PBU, 1 FF
Deven Sims, UT Martin *	SAF	6-2	200	R-Jr.	Smryna, Tenn.	80 tackles, 5.5 TFL, 1 INT, 2 PBU, 2 QBH
Johnathon Edwards, Austin Peay	CB	6-2	192	Gr.	Philadelphia, Miss.	33 tackles, 7 INT, 7 PBU, 2 FR
Kordell Jackson, Austin Peay * &	NICKEL	5-10	185	Gr.	Birmingham, Ala.	41 tackles, 7.0 TFL, 4.0 sacks, 2 PBU

FIRST-TEAM SPECIALISTS

Player_School	Pos.	Ht.	Wt.	Yr.	Hometown	Key Stats
Kenny Doak, Southeast Missouri	K	5-10	200	Gr.	Perkasie, Pa.	13-of-19 FGs, Long of 45; 33-of-34 PATs
Zach Haynes, Southeast Missouri *	P	6-1	170	Jr.	Potosi, Mo.	41.2 yards/punt, Long of 76, 9 of 50+ yards
Dayron Johnson, Tennessee State	KR	5-9	180	So.	Springfield, Tenn.	22.5 yards/return, Long of 90, 1 TD
Dayron Johnson, Tennessee State	PR	5-9	180	So.	Springfield, Tenn.	17.3 yards/return, Long of 47

SECOND-TEAM OFFENSE

Player_School	Pos.	Ht.	Wt.	Yr.	Hometown	Key Stats
Draylen Ellis, Austin Peay %	QB	6-0	175	So.	Olive Branch, Miss.	192-of-354, 2626 yards, 19 TDs, 1 rush TD
Jeremy Hickbottom, Tennessee State	QB	6-4	210	Gr.	Mobile, Ala.	140-of-243, 1847 yards, 12 TDs, 7 rush TDs
Damonta Witherspoon, Murray State %	RB	5-10	206	R-Fr.	East St. Louis, Ill.	912 yards (4.3 ypc), 8 TDs; 18 catches, 1 TD
Devon Starling, Tennessee State *%	RB	6-1	200	So.	Antioch, Tenn.	800 yards (4.4 ypc), 3 TDs; 37 catches
David Gist, Tennessee Tech	RB	5-11	190	Jr.	Cookeville, Tenn.	901 yards (4.9 ypc), 8 TDs; 37 catches, 1 TD
Colton Dowell, UT Martin *\$	WR	6-3	215	R-Jr.	Lebanon, Tenn.	22 catches, 398 yards, 2 TDs
Johnny King, Southeast Missouri	WR	6-4	180	Sr.	Lauderdale Lakes, Fla.	24 catches, 449 yards, 5 TDs
Isaiah Hill, Eastern Illinois !	WR	5-11	190	R-Jr.	Shorewood, Ill.	39 catches, 493 yards, 2 TDs, 1 rush TD
Zaire Thornton, Tennessee State	WR	6-2	180	R-Fr.	Atlanta, Ga.	26 catches, 398 yards, 2 TDs
Quinton Cross, Tennessee Tech	WR	5-11	175	R-So.	Clarksville, Tenn.	41 catches, 574 yards, 3 TDs
Rodney Williams II, UT Martin #	TE	6-4	235	Gr.	Memphis, Tenn.	25 catches, 333 yards, 3 TDs
Nate Korte, Southeast Missouri	OT	6-4	305	Sr.	Morris, Ill.	
Kurt Huff, Tennessee Tech	OC	6-3	300	Gr.	Camden, N.J.	
Chris Jackson, UT Martin	OG	6-9	330	Gr.	Lexington, Ky.	
Gavin Olson, UT Martin	OG	6-4	290	So.	Memphis, Tenn.	
Lamar Morgan, UT Martin	OT	6-5	305	So.	Detroit, Mich.	
Colby McKee, Austin Peay #	OG	6-4	252	Gr.	Georgetown, Ky.	
Joe Ware, Austin Peay	OT	6-3	309	Gr.	Crete, Ill.	

SECOND-TEAM DEFENSE

Player_School	Pos.	Ht.	Wt.	Yr.	Hometown	Key Stats
Ethan Edmondson, Murray State #%	DE	6-3	246	R-Jr.	Scottsboro, Ala.	16 tackles, 2.0 TFL, 3 QBH
Terray Jones, Tennessee State	DT	6-1	310	R-So.	Madison, Fla.	28 tackles, 4.5 TFL, 2.0 sacks, 5 QBH, 2 FF
Terrell Allen, Austin Peay	DT	6-0	275	So.	N. Little Rock, Ark.	36 tackles, 11.0 TFL, 5.0 sacks, 9 QBH, 1 FF
Jordan Miles, Eastern Illinois	DE	6-2	215	R-Fr.	Indianapolis, Ind.	38 tackles, 11.0 TFL, 4.0 sacks, 11 QBH, 2 FF
Tim Varga, Eastern Illinois	DE	6-3	240	R-So.	Elk Grove Village, Ill.	46 tackles, 6.0 TFL, 4.0 sacks, 9 QBH
JaQuez Akins, UT Martin #&!	OLB	5-9	185	Sr.	Starkville, Miss.	33 tackles, 6.0 TFL, 3.0 sacks, 1 FF
Jack McDonald, Austin Peay *	ILB	6-0	210	Gr.	Brentwood, Tenn.	71 tackles, 6.0 TFL, 2 INT, 6 QBH, 1 FF, 1 FR
Eric Samuta, Murray State *	ILB	5-10	215	R-Jr.	Glen Ellyn, Ill.	77 tackles, 4.0 TFL, 2 PBU, 4 QBH, 3 FF
Bryce Norman, Southeast Missouri	ILB	6-0	220	Fr.	Jackson, Mo.	66 tackles, 7.5 TFL, 1.5 sacks, 4 QBH, 3 FF
Darnel Victor, Murray State	OLB	6-2	223	R-Jr.	Melbourne, Fla.	26 tackles, 2.5 TFL, 1 PBU, 1 QBH
Jay Woods, UT Martin *	CB	5-11	185	Gr.	Birmingham, Ala.	28 tackles, 5.0 TFL, 2 INT, 9 PBU, 1 FF
Cory Rahman, Tennessee State	SAF	6-2	195	Sr.	Winter Garden Fla.	65 tackles, 5.5 TFL, 2 INT, 2 PBU, 1 FR
Josh Reliford, Tennessee Tech #	SAF	5-10	200	R-Jr.	Fitzgerald, Ga.	69 tackles, 4.0 TFL, 6 PBU, 1 QBH
Shawn Shamburger, UT Martin	CB	5-11	190	Sr.	Mobile, Ala.	29 tackles, 1 INT, 8 PBU
Jordan Vincent, Eastern Illinois	NICKEL	5-10	185	R-Fr.	Lincolnshire, Ill.	60 tackles, 5.0 TFL, 3 PBU, 2 QBH, 2 FF

SECOND-TEAM SPECIALISTS

Player_School	Pos.	Ht.	Wt.	Yr.	Hometown	Key Stats
Maddux Trujillo, Austin Peay	K	6-1	160	Fr.	Flowery Branch, Ga.	14-of-18 FGs, Long of 45; 36-of-38 PATs
Aaron Baum, Murray State	K	6-2	250	R-Jr.	Orlando, Fla.	12-of-18 FGs, Long of 58; 25-of-26 PATs
Matt Rigney, Austin Peay	P	6-4	204	R-So.	Newcastle, Australia	40.7 yards/punt, Long of 60, 7 of 50+ yards
Shabari Davis, Southeast Missouri #	KR	6-0	193	Gr.	Garden City, Ga.	35.7 yards/return, Long of 86, 1 TD
Malik Honeycutt, Murray State * ^?	PR	5-10	177	R-Sr.	Tallahassee, Fla.	10.4 yards/return, Long of 52, 1 TD

ALL-NEWCOMER TEAM

Player_School	Pos.	Ht.	Wt.	Yr.	Hometown	Key Stats
Drae McCray, Austin Peay	WR	5-8	176	Fr.	Tallahassee, Fla.	53 catches, 867 yards, 8 TDs
Maddux Trujillo, Austin Peay	K	6-1	160	Fr.	Flowery Branch, Ga.	14-of-18 FGs, Long of 45; 36-of-38 PATs
Russell Dandy, Eastern Illinois	CB	6-0	175	Jr.	Hinesville, Ga.	31 tackles, 2.5 TFL, 2 INT, 1 FF, 1 FR
Harrison Bey-Buie, Eastern Illinois	RB	5-10	205	Fr.	Bettendorf, Iowa	479 rush yards (3.6 ypc), 4 TDs
DJ Williams, Murray State	QB	6-2	202	R-Fr.	Harvey, Ill.	1020 pass yds., 3 TDs; 532 rush yds., 6 TDs
CJ Ogbonna, Southeast Missouri	QB	6-2	215	Jr.	Marietta, Ga.	1521 pass yds., 12 TDs; 357 rush yds., 3 TDs
Zack Gieg, Southeast Missouri	OG	6-1	296	Jr.	Morgan Hill, Calif.	
Bryce Norman, Southeast Missouri	ILB	6-0	220	Fr.	Jackson, Mo.	66 tackles, 7.5 TFL, 1.5 sacks, 4 QBH, 3 FF
Jeremiah Frazier, Tennessee State	OC	6-3	315	Fr.	Pike Road, Ala.	
Eyabi Anoma, UT Martin	OLB	6-6	270	R-So.	Baltimore, Md.	30 tackles, 9.5 TFL, 6.0 sacks, 3 QBH
Lamar Morgan, UT Martin	RT	6-5	305	So.	Detroit, Mich.	



OHIO VALLEY CONFERENCE



2021 FINAL TEAM AND INDIVIDUAL STATISTICAL LEADERS

	OVC GAMES						ALL GAMES								
	W	L	Pct.	PF	PA	Strk.	W	L	Pct.	PF	PA	Home	Away	Neutral	Strk.
UT Martin *#	5	1	.833	190	111	L1	10	3	.769	390	325	5-0	5-3	0-0	L1
Austin Peay	4	2	.667	203	106	W3	6	5	.545	358	274	3-2	3-3	0-0	W3
Southeast Missouri	4	2	.667	173	113	W1	4	7	.364	297	341	3-2	1-5	0-0	W1
Murray State	3	3	.500	131	172	W3	6	5	.545	237	278	4-1	2-4	0-0	W3
Tennessee State	3	3	.500	116	158	L2	5	6	.455	217	296	3-1	2-3	0-2	L3
Tennessee Tech	1	5	.167	105	187	L4	3	8	.273	202	350	2-3	1-5	0-0	L3
Eastern Illinois	1	5	.167	99	170	L5	1	10	.091	160	312	0-4	1-6	0-0	L6

* - OVC Champion

- NCAA FCS Playoff Participant

TOTAL OFFENSE									TOTAL DEFENSE								
	G	RUSH	PASS	PLAYS	YDS	AVG/P	TD	YDS/G		G	RUSH	PASS	PLAYS	YDS	AVG/P	TD	YDS/G
1. Austin Peay	11	1613	3010	831	4623	5.6	42	420.3	1. Murray State	11	1742	2045	706	3787	5.4	37	344.3
2. UT Martin	13	2692	2316	868	5008	5.8	49	385.2	2. Eastern Illinois	11	1987	1870	723	3857	5.3	35	350.6
3. Southeast Missouri	11	2146	1821	718	3967	5.5	35	360.6	3. Austin Peay	11	1633	2304	814	3937	4.8	33	357.9
4. Murray State	11	2034	1775	730	3809	5.2	27	346.3	4. UT Martin	13	1931	2750	852	4681	5.5	35	360.1
5. Tennessee State	11	1262	2240	684	3502	5.1	26	318.4	5. Tennessee State	11	1727	2285	743	4012	5.4	33	364.7
6. Tennessee Tech	11	1554	1760	714	3314	4.6	25	301.3	6. Tennessee Tech	11	1570	2454	724	4024	5.6	39	365.8
7. Eastern Illinois	11	998	2143	732	3141	4.3	17	285.5	7. Southeast Missouri	11	1906	2830	742	4736	6.4	43	430.5

RUSHING OFFENSE						RUSHING DEFENSE							
	G	ATT	YDS	AVG	TD	YDS/G		G	RUSH	YDS	AVG	TD	YDS/G
1. UT Martin	13	506	2692	5.3	32	207.1	1. Tennessee Tech	11	367	1570	4.3	18	142.7
2. Southeast Missouri	11	440	2146	4.9	21	195.1	2. Austin Peay	11	420	1633	3.9	13	148.5
3. Murray State	11	453	2034	4.5	22	184.9	3. UT Martin	13	432	1931	4.5	12	148.5
4. Austin Peay	11	415	1613	3.9	19	146.6	4. Tennessee State	11	406	1727	4.3	17	157.0
5. Tennessee Tech	11	403	1554	3.9	15	141.3	5. Murray State	11	395	1742	4.4	27	158.4
6. Tennessee State	11	364	1262	3.5	13	114.7	6. Southeast Missouri	11	395	1906	4.8	23	173.3
7. Eastern Illinois	11	335	998	3.0	9	90.7	7. Eastern Illinois	11	462	1987	4.3	21	180.6

PASS OFFENSE									PASS DEFENSE										
	G	ATT	CMP	INT	PCT	YDS	AVG	TD	YDS/G		G	ATT	CMP	INT	PCT	YDS	AVG	TD	YDS/G
1. Austin Peay	11	416	227	9	54.6	3010	7.2	23	273.6	1. Eastern Illinois	11	261	153	4	58.6	1870	7.2	14	170.0
2. Tennessee State	11	320	179	6	55.9	2240	7.0	13	203.6	2. Murray State	11	311	174	6	55.9	2045	6.6	10	185.9
3. Eastern Illinois	11	397	189	17	47.6	2143	5.4	8	194.8	3. Tennessee State	11	337	182	7	54.0	2285	6.8	16	207.7
4. UT Martin	13	362	208	10	57.5	2316	6.4	17	178.2	4. Austin Peay	11	394	199	19	50.5	2304	5.8	20	209.5
5. Southeast Missouri	11	278	138	9	49.6	1821	6.6	14	165.5	5. UT Martin	13	420	236	17	56.2	2750	6.5	23	211.5
6. Murray State	11	277	147	15	53.1	1775	6.4	5	161.4	6. Tennessee Tech	11	357	216	3	60.5	2454	6.9	21	223.1
7. Tennessee Tech	11	311	164	19	52.7	1760	5.7	10	160.0	7. Southeast Missouri	11	347	198	11	57.1	2830	8.2	20	257.3

SCORING OFFENSE									SCORING DEFENSE										
	G	TD	XP	2XP	DXP	FG	SAF	PTS	AVG		G	TD	XP	2XP	DXP	FG	SAF	PTS	AVG
1. Austin Peay	11	46	36	2	0	14	0	358	32.5	1. Austin Peay	11	36	27	1	0	9	1	274	24.9
2. UT Martin	13	53	49	0	0	7	1	390	30.0	2. UT Martin	13	39	37	0	0	18	0	325	25.0
3. Southeast Missouri	11	37	36	0	0	13	0	297	27.0	3. Murray State	11	38	32	0	0	6	0	278	25.3
4. Murray State	11	29	25	0	1	12	0	237	21.5	4. Tennessee State	11	36	32	0	0	16	0	296	26.9
5. Tennessee State	11	27	21	2	0	10	0	217	19.7	5. Eastern Illinois	11	40	38	1	0	10	1	312	28.4
6. Tennessee Tech	11	26	25	0	0	7	0	202	18.4	6. Southeast Missouri	11	46	37	2	0	8	0	341	31.0
7. Eastern Illinois	11	20	14	1	0	8	0	160	14.5	7. Tennessee Tech	11	44	40	1	1	14	0	350	31.8

KICKOFF RETURNS					PUNT RETURNS						
	G	RET	YDS	TD	AVG		G	RET	YDS	TD	AVG
1. Southeast Missouri	11	26	669	1	25.7	1. Tennessee State	11	20	213	0	10.6
2. Tennessee State	11	37	731	1	19.8	2. Murray State	11	19	182	1	9.6
3. Murray State	11	28	504	0	18.0	3. Tennessee Tech	11	20	176	0	8.8
4. Eastern Illinois	11	12	205	0	17.1	4. Eastern Illinois	11	7	58	1	8.3
5. Austin Peay	11	28	448	0	16.0	5. Austin Peay	11	27	176	1	6.5
6. UT Martin	13	12	181	0	15.1	6. Southeast Missouri	11	18	116	0	6.4
7. Tennessee Tech	11	23	279	0	12.1	7. UT Martin	13	9	51	1	5.7

PUNTING									GAINED				LOST				
	G	NO	YDS	AVG	PR	YDS	TBq	NET/P		FUM	INT	TOT	FUM	INT	TOT	MAR	PER/G
1. Tennessee State	11	20	213	0	10.6	1. Austin Peay	11	7	19	26	9	9	18	+8	0.73		
2. Murray State	11	19	182	1	9.6	2. Southeast Missouri	11	9	11	20	5	9	14	+6	0.55		
3. Tennessee Tech	11	20	176	0	8.8	3. UT Martin	13	8	17	25	10	10	20	+5	0.38		
4. Eastern Illinois	11	7	58	1	8.3	4. Tennessee State	11	5	7	12	8	6	14	-2	-0.18		
5. Austin Peay	11	27	176	1	6.5	5. Eastern Illinois	11	14	4	18	6	17	23	-5	-0.45		
6. Southeast Missouri	11	18	116	0	6.4	6. Murray State	11	5	6	11	8	15	23	-12	-1.09		
7. UT Martin	13	9	51	1	5.7	7. Tennessee Tech	11	6	3	9	8	19	27	-18	-1.64		



OHIO VALLEY CONFERENCE



PASSING

	CL	G	ATT	CMP	INT	PCT.	YDS	TD	AVG/G
1. ELLIS, Draylen, APSU	SO	9	353	192	8	54.4	2626	19	291.8
2. HICKBOTTOM, Geremy, TSU	SR	10	241	139	4	57.7	1816	12	181.6
3. HOWARD, Keon, UTM	SR	10	258	154	7	59.7	1811	15	181.1
4. OGBONNA, CJ, SEMO	JR	11	220	111	8	50.5	1521	12	138.3
5. KUHNS, Otto, EIU	FR	9	200	93	10	46.5	1134	6	126.0
6. WILLIAMS, DJ, MUR	FR	11	151	83	4	55.0	1020	3	92.7
7. MILLER, Willie, TTU	SO	10	116	54	7	46.6	648	5	64.8
8. LAYMAN, Sheldon, APSU	JR	9	57	34	1	59.6	353	3	39.2
9. BRYANT, Deveon, TSU	SO	9	42	20	1	47.6	256	0	28.4
10. HAYNES, Zach, SEMO	JR	11	1	1	0	100.0	35	0	3.2

FIELD GOALS

	CL	G	FG	FGA	PCT.	FG/G
1. TRUJILLO, Maddux, APSU	FR	10	14	18	77.8	1.40
2. DOAK, Kenny, SEMO	SR	10	13	19	68.4	1.30
3. BAUM, Aaron, MUR	JR	11	12	18	66.7	1.09
4. ZITA, Antonio, TSU	JR	9	8	16	50.0	0.89
5. GALLOWAY, Stone, EIU	SO	10	8	13	61.5	0.80
6. OLSEN, Hayden, TTU	FR	11	7	9	77.8	0.64
7. LARCO, Tyler, UTM	FR	13	7	15	46.7	0.54
8. LOWERY, James, TSU	FR	10	2	2	100.0	0.20

RUSHING

	CL	G	ATT	YDS	AVG	TD	LONG	YDS/G
1. HESS, Geno, SEMO	SR	10	203	1116	5.5	14	66	111.6
2. LOGAN, Peyton, UTM	SR	13	156	1121	7.2	4	75	86.2
3. WITHERSPOON, D., MURFR	FR	11	212	912	4.3	8	39	82.9
4. GIST, David, TTU	JR	11	184	901	4.9	8	46	81.9
5. STARLING, Devon, TSU	FR	11	180	800	4.4	3	32	72.7
6. TANNER, Ahmaad, APSU	SR	11	161	697	4.3	11	57	63.4
7. WALLACE, Zak, UTM	FR	13	148	807	5.5	15	75	62.1
8. SNEAD, Brian, APSU	SO	10	92	494	5.4	5	66	49.4
9. WILLIAMS, DJ, MUR	FR	11	83	532	6.4	6	58	48.4
10. HOWARD, Keon, UTM	SR	10	95	474	5.0	10	28	47.4

PUNTING

	CL	G	PUNT	YDS	LONG	AVG
1. MOSLEY, Kaleb, TSU	JR	11	62	2584	61	41.7
2. NEIDHARDT, Logen, EIU	FR	11	59	2449	72	41.5
3. HAYNES, Zach, SEMO	JR	11	66	2716	76	41.2
4. RIGNEY, Matt, APSU	SO	11	55	2240	60	40.7
5. LARCO, Tyler, UTM	FR	13	60	2398	68	40.0
6. HALTON, Lewis, MUR	SO	11	51	1902	52	37.3
7. OLSEN, Hayden, TTU	FR	11	35	1253	52	35.8

TOTAL OFFENSE

	CL	G	RUSH	PASS	PLAYS	TOTAL	YDS/G
1. ELLIS, Draylen, APSU	SO	9	67	2626	416	2693	299.2
2. HOWARD, Keon, UTM	SR	10	474	1811	353	2285	228.5
3. HICKBOTTOM, Geremy, TSU	SR	10	270	1816	308	2086	208.6
4. OGBONNA, CJ, SEMO	JR	11	357	1521	314	1878	170.7
5. WILLIAMS, DJ, MUR	FR	11	532	1020	234	1552	141.1
6. KUHNS, Otto, EIU	FR	9	58	1134	255	1192	132.4
7. HESS, Geno, SEMO	SR	10	1116	0	203	1116	111.6
8. MILLER, Willie, TTU	SO	10	334	648	194	982	98.2
9. LOGAN, Peyton, UTM	SR	13	1121	0	156	1121	86.2
10. WITHERSPOON, D., MUR	FR	11	912	25	213	937	85.2

INTERCEPTIONS

	CL	G	INT	YDS	TD	LONG	INT/G
1. EDWARDS, Johnathan, AP	SR	11	7	54	0	54	0.64
2. SIMMONS, Shamari, APSU	JR	11	4	41	0	27	0.36
HODGES, Trai, SEMO	SR	11	4	10	0	8	0.36
4. FORD, John, UTM	SR	13	4	163	1	75	0.31
BAKER, Oshae, UTM	FR	13	4	47	0	30	0.31
6. McKEE, Davontae, MUR	SO	9	2	21	0	21	0.22
7. TURNER, Quinaz, MUR	JR	10	2	28	0	28	0.20
GRAHAM, Eddie, TSU	SR	10	2	10	0	10	0.20
DANDY, Russell, EIU	JR	10	2	0	0	0	0.20
10. FLOYD, Marcis, MUR	SO	11	2	117	1	90	0.18

RECEPTIONS

	CL	G	REC	YDS	TD	LONG	AVG/C	REC/G
1. HARLEY, Baniko, APSU	SR	9	48	793	7	53	16.5	5.33
2. McCRAY, Drae, APSU	FR	11	53	882	8	73	16.6	4.82
3. CROSS, Quinton, TTU	SO	11	41	574	3	62	14.0	3.73
4. RENDER, DJ, APSU	SR	11	39	332	1	37	8.5	3.55
5. STARLING, Devon, TSU	FR	11	37	312	0	26	8.4	3.36
GIST, David, TTU	JR	11	37	220	1	25	5.9	3.36
7. BROOKS, LaMarte, MUR	JR	10	33	447	1	54	13.5	3.30
8. WILLIAMS, Donnell, UTM	SR	10	32	478	2	47	14.9	3.20
9. RAHMAAN, Rodell, TSU	SR	11	30	490	6	63	16.3	2.73
EVANS JR, CJ, APSU	FR	11	30	237	1	33	7.9	2.73

TACKLES

	CL	G	SOLO	AST	TOTAL	AVG/G	SACK
1. JOHNSON, Jason, EIU	SO	11	63	48	111	10.1	0.5
2. BOHANEK, Colin, EIU	FR	11	44	45	89	8.1	3.5
3. PERRY, Koby, APSU	JR	11	51	34	85	7.7	1.0
4. BRYANT, Jahsun, TSU	JR	10	43	32	75	7.5	0.0
5. SIMS, Deven, UTM	JR	13	45	48	93	7.2	1.0
6. GREEN, James, TSU	JR	11	41	36	77	7.0	1.0
7. SAMUTA, Eric, MUR	JR	11	35	41	76	6.9	0.0
8. FORD, John, UTM	SR	13	44	44	88	6.8	0.5
9. McDONALD, Jack, APSU	SR	11	32	39	71	6.5	0.5
HENDERSON JR, Troy, APSR	FR	11	38	33	71	6.5	2.0

RECEIVING YARDS

	CL	G	REC	YDS	TD	LONG	YDS/C	YDS/G
1. HARLEY, Baniko, APSU	SR	9	48	793	7	53	16.5	88.1
2. McCRAY, Drae, APSU	FR	11	53	882	8	73	16.6	80.2
3. CROSS, Quinton, TTU	SO	11	41	574	3	62	14.0	52.2
4. WILLIAMS, Donnell, UTM	SR	10	32	478	2	47	14.9	47.8
5. BROOKS, LaMarte, MUR	JR	10	33	447	1	54	13.5	44.7
6. RAHMAAN, Rodell, TSU	SR	11	30	490	6	63	16.3	44.5
7. KING, Johnny, SEMO	SR	11	24	449	5	55	18.7	40.8
8. MINTER, Eugene, APSU	JR	11	23	447	4	59	19.4	40.6
9. THORNTON, Zaire, TSU	FR	11	26	398	2	40	15.3	36.2
10. WILLIAMS, Rodney, UTM	SR	13	29	417	3	51	14.4	32.1

SACKS

	CL	G	SOLO	AST	YDS	TOTAL	AVG/G
1. ANOMA, Eyabi, UTM	SO	12	5	2	40	6.0	0.50
PATTERSON, Tadarious, TSU	JR	11	5	1	28	5.5	0.50
3. ALLEN, Terrell, APSU	SO	11	4	2	37	5.0	0.45
4. MILES, Jordan, EIU	FR	11	3	2	26	4.0	0.36
VARGA, Tim, EIU	SO	11	3	2	19	4.0	0.36
AKINS, JaQuez, UTM	SR	11	4	0	17	4.0	0.36
7. DOUGLAS, Omardrick, SE	SR	10	3	1	34	3.5	0.35
8. BOHANEK, Colin, EIU	FR	11	3	1	29	3.5	0.32
9. JONES, Terray, TSU	SO	10	3	1	18	3.5	0.35
10. MORRISSEY, Jacob, SEMO	SO	11	3	0	31	3.0	0.27

SCORING

	CL	G	TD	XPT	FG	2XP	PTS	PTS/G
1. HESS, Geno, SEMO	SR	10	14	0	0	0	84	8.4
2. TRUJILLO, Maddux, APSU	FR	10	0	36	14	0	78	7.8
3. DOAK, Kenny, SEMO	SR	10	0	33	13	0	72	7.2
4. WALLACE, Zak, UTM	FR	13	15	0	0	0	90	6.9
5. HOWARD, Keon, UTM	SR	10	10	0	0	0	60	6.0
TANNER, Ahmaad, APSU	SR	11	11	0	0	0	66	6.0
7. BAUM, Aaron, MUR	JR	11	0	25	12	0	61	5.5
8. LARCO, Tyler, UTM	FR	13	0	49	7	0	70	5.4
9. GIST, David, TTU	JR	11	9	0	0	0	54	4.9
WITHERSPOON, D., MUR	FR	11	9	0	0	0	54	4.9

TACKLES FOR LOSS

	CL	G	SOLO	AST	YDS	TOTAL	AVG/G
1. BOHANEK, Colin, EIU	FR	11	9	4	43	11.0	1.00
ALLEN, Terrell, APSU	SO	11	8	6	52	11.0	1.00
MILES, Jordan, EIU	FR	11	9	4	37	11.0	1.00
4. MINCEY, Brandon, SEMO	SR	10	5	11	35	10.5	1.05
5. ANOMA, Eyabi, UTM	SO	12	8	3	53	9.5	0.79
6. BOOKER, Keandre, SEMO	JR	11	6	5	22	8.5	0.77
SQUIRES, Devin, TTU	FR	11	6	5	38	8.5	0.77
8. DAVA, Kail, TTU	SO	11	6	4	28	8.0	0.73
PERRY, Koby, APSU	JR	11	6	4	29	8.0	0.73
JOHNSON, Jason, EIU	SO	11	5	6	15	8.0	0.73

ALL PURPOSE

	CL	G	RUSH	RCV	PR	KR	YDS	AVG/G
1. HESS, Geno, SEMO	SR	10	1116	69	0	0	1185	118.5
2. LOGAN, Peyton, UTM	SR	13	1121	267	0	62	1450	111.5
3. GIST, David, TTU	JR	11	901	220	0	18	1139	103.5
4. STARLING, Devon, TSU	FR	11	800	312	0	0	1112	101.1
5. WITHERSPOON, D., MUR	FR	11	912	170	0	0	1082	98.4
6. HARLEY, Baniko, APSU	SR	9	0	793	61	0	854	94.9
7. McCRAY, Drae, APSU	FR	11	1	882	39	108	1030	93.6
8. JOHNSON, Dayron, TSU	SO	11	-9	311	156	451	909	82.6
9. TANNER, Ahmaad, APSU	SR	11	697	48	0	0	745	67.7
10. WALLACE, Zak, UTM	FR	13	807	11	0	25	843	64.8



OHIO VALLEY CONFERENCE



2021 FINAL TEAM AND INDIVIDUAL STATISTICAL LEADERS (CONFERENCE-ONLY)

TOTAL OFFENSE									TOTAL DEFENSE								
G	RUSH	PASS	PLAYS	YDS	AVG/P	TD	YDS/G		G	RUSH	PASS	PLAYS	YDS	AVG/P	TD	YDS/G	
1. Austin Peay	6	935	1495	420	2430	5.8	24	405.0	1. UT Martin	6	803	966	381	1769	4.6	11	294.8
2. UT Martin	6	1436	860	377	2296	6.1	24	382.7	2. Austin Peay	6	785	1072	451	1857	4.1	12	309.5
3. Southeast Missouri	6	1170	1101	427	2271	5.3	20	378.5	3. Southeast Missouri	6	847	1205	385	2052	5.3	15	342.0
4. Murray State	6	1184	942	394	2126	5.4	15	354.3	4. Tennessee Tech	6	1015	1215	359	2230	6.2	21	371.7
5. Tennessee Tech	6	927	1106	414	2033	4.9	13	338.8	5. Murray State	6	1094	1143	395	2237	5.7	23	372.8
6. Eastern Illinois	6	546	1243	414	1789	4.3	10	298.2	6. Eastern Illinois	6	1021	1257	393	2278	5.8	21	379.7
7. Tennessee State	6	590	1190	358	1780	5.0	14	296.7	7. Tennessee State	6	1223	1079	440	2302	5.2	17	383.7

RUSHING OFFENSE							RUSHING DEFENSE						
G	ATT	YDS	AVG	TD	YDS/G		G	RUSH	YDS	AVG	TD	YDS/G	
1. UT Martin	6	234	1436	6.1	18	239.3	1. Austin Peay	6	236	785	3.3	5	130.8
2. Murray State	6	244	1184	4.9	11	197.3	2. UT Martin	6	213	803	3.8	5	133.8
3. Southeast Missouri	6	268	1170	4.4	12	195.0	3. Southeast Missouri	6	199	847	4.3	10	141.2
4. Austin Peay	6	231	935	4.0	12	155.8	4. Tennessee Tech	6	190	1015	5.3	10	169.2
5. Tennessee Tech	6	237	927	3.9	7	154.5	5. Eastern Illinois	6	249	1021	4.1	12	170.2
6. Tennessee State	6	173	590	3.4	7	98.3	6. Murray State	6	221	1094	5.0	19	182.3
7. Eastern Illinois	6	186	546	2.9	5	91.0	7. Tennessee State	6	265	1223	4.6	11	203.8

PASS OFFENSE									PASS DEFENSE										
G	ATT	CMP	INT	PCT	YDS	AVG	TD	YDS/G	G	ATT	CMP	INT	PCT	YDS	AVG	TD	YDS/G		
1. Austin Peay	6	189	105	4	55.6	1495	7.9	12	249.2	1. UT Martin	6	168	88	8	52.4	966	5.8	6	161.0
2. Eastern Illinois	6	228	113	11	49.6	1243	5.5	5	207.2	2. Austin Peay	6	215	107	15	49.8	1072	5.0	7	178.7
3. Tennessee State	6	185	100	5	54.1	1190	6.4	7	198.3	3. Tennessee State	6	175	83	6	47.4	1079	6.2	6	179.8
4. Tennessee Tech	6	177	100	8	56.5	1106	6.2	6	184.3	4. Murray State	6	174	101	3	58.0	1143	6.6	4	190.5
5. Southeast Missouri	6	159	79	6	49.7	1101	6.9	8	183.5	5. Southeast Missouri	6	186	95	7	51.1	1205	6.5	5	200.8
6. Murray State	6	150	80	7	53.3	942	6.3	4	157.0	6. Tennessee Tech	6	169	97	3	57.4	1215	7.2	11	202.5
7. UT Martin	6	143	79	3	55.2	860	6.0	6	143.3	7. Eastern Illinois	6	144	85	2	59.0	1257	8.7	9	209.5

SCORING OFFENSE									SCORING DEFENSE										
G	TD	XP	2XP	DXP	FG	SAF	PTS	AVG	G	TD	XP	2XP	DXP	FG	SAF	PTS	AVG		
1. Austin Peay	6	27	21	1	0	6	0	203	33.8	1. Austin Peay	6	13	10	0	0	6	0	106	17.7
2. UT Martin	6	27	25	0	0	1	0	190	31.7	2. UT Martin	6	13	12	0	0	7	0	111	18.5
3. Southeast Missouri	6	21	20	0	0	9	0	173	28.8	3. Southeast Missouri	6	16	10	2	0	1	0	113	18.8
4. Murray State	6	16	15	0	1	6	0	131	21.8	4. Tennessee State	6	19	17	0	0	9	0	158	26.3
5. Tennessee State	6	15	12	1	0	4	0	116	19.3	5. Eastern Illinois	6	23	23	0	0	3	0	170	28.3
6. Tennessee Tech	6	13	12	0	0	5	0	105	17.5	6. Murray State	6	24	19	0	0	3	0	172	28.7
7. Eastern Illinois	6	12	7	1	0	6	0	99	16.5	7. Tennessee Tech	6	23	21	1	1	8	0	187	31.2

KICKOFF RETURNS					PUNT RETURNS						
G	RET	YDS	TD	AVG	G	RET	YDS	TD	AVG		
1. Southeast Missouri	6	12	346	1	28.8	1. UT Martin	6	4	51	1	12.8
2. Tennessee State	6	24	460	1	19.2	2. Tennessee State	6	11	92	0	8.4
3. Murray State	6	17	288	0	16.9	3. Murray State	6	10	80	0	8.0
4. Eastern Illinois	6	7	100	0	14.3	4. Eastern Illinois	6	3	21	0	7.0
5. Austin Peay	6	9	121	0	13.4	5. Southeast Missouri	6	13	86	0	6.6
6. Tennessee Tech	6	9	84	0	9.3	6. Austin Peay	6	11	71	1	6.5
7. UT Martin	6	1	9	0	9.0	7. Tennessee Tech	6	10	55	0	5.5

PUNTING									TURNOVER MARGIN									
G	NO	YDS	AVG	PR	YDS	TBq	NET/P		G	FUM	INT	TOT	FUM	INT	TOT	MAR	PER/G	
1. Austin Peay	6	28	1140	40.7	21	0.8	1	39.2	1. Austin Peay	6	4	15	19	7	4	11	+8	1.33
2. Southeast Missouri	6	33	1331	40.3	33	1.0	1	38.7	2. Southeast Missouri	6	7	7	14	2	6	8	+6	1.00
3. Tennessee State	6	36	1468	40.8	131	3.6	1	36.6	3. UT Martin	6	1	8	9	3	3	6	+3	0.50
4. Murray State	6	30	1132	37.7	42	1.4	0	36.3	4. Eastern Illinois	6	11	2	13	3	11	14	-1	-0.17
5. Eastern Illinois	6	37	1418	38.3	126	3.4	1	34.4	5. Tennessee State	6	2	6	8	5	5	10	-2	-0.33
6. Tennessee Tech	6	28	999	35.7	16	0.6	2	33.7	6. Murray State	6	3	3	6	5	7	12	-6	-1.00
7. UT Martin	6	22	820	37.3	87	4.0	0	33.3	7. Tennessee Tech	6	3	3	6	6	8	14	-8	-1.33



OHIO VALLEY CONFERENCE



PASSING

	CL	G	ATT	CMP	INT	PCT.	YDS	TD	AVG/G
1. HICKBOTTOM, Geremy, TSU	SR	6	157	89	3	56.7	1048	6	174.7
2. OGBONNA, CJ, SEMO	JR	6	116	60	6	51.7	914	7	152.3
3. HOWARD, Keon, UTM	SR	5	113	64	2	56.6	739	6	147.8
4. WILLIAMS, DJ, MUR	FR	6	121	68	4	56.2	780	2	130.0
5. KUHNS, Otto, EIU	FR	5	117	54	7	46.2	616	4	123.2
6. MILLER, Willie, TTU	SO	5	66	31	4	47.0	354	3	70.8
7. LAYMAN, Sheldon, APSU	JR	5	54	32	1	59.3	319	3	63.8
8. WITHERSPOON, D., MUR	FR	6	1	1	0	100.0	25	1	4.2
9. DAVIS, Shabari, SEMO	SR	6	1	0	0	0.0	0	0	0.0
WILLMAN, Cooper, EIU	FR	5	1	0	0	0.0	0	0	0.0

FIELD GOALS

	CL	G	FG	FGA	PCT.	FG/G
1. DOAK, Kenny, SEMO	SR	6	9	13	69.2	1.50
2. TRUJILLO, Maddux, APSU	FR	5	6	8	75.0	1.20
GALLOWAY, Stone, EIU	SO	5	6	9	66.7	1.20
4. BAUM, Aaron, MUR	JR	6	6	9	66.7	1.00
5. OLSEN, Hayden, TTU	FR	6	5	7	71.4	0.83
6. ZITA, Antonio, TSU	JR	5	3	7	42.9	0.60
7. LOWERY, James, TSU	FR	5	1	1	100.0	0.20
8. LARCO, Tyler, UTM	FR	6	1	6	16.7	0.17

RUSHING

	CL	G	ATT	YDS	AVG	TD	LONG	YDS/G
1. HESS, Geno, SEMO	SR	5	117	607	5.2	9	63	121.4
2. WALLACE, Zak, UTM	FR	6	75	556	7.4	11	75	92.7
3. WITHERSPOON, D., MURFR	6	119	551	4.6	6	39	91.8	
4. GIST, David, TTU	JR	6	119	512	4.3	5	28	85.3
5. SNEAD, Brian, APSU	SO	5	69	384	5.6	4	44	76.8
6. LOGAN, Peyton, UTM	SR	6	74	455	6.1	1	44	75.8
7. TANNER, Ahmaad, APSU	SR	6	93	410	4.4	7	57	68.3
8. WILLIAMS, DJ, MUR	FR	6	59	398	6.7	3	58	66.3
9. STARLING, Devon, TSU	FR	6	88	382	4.3	2	32	63.7
10. HOWARD, Keon, UTM	SR	5	42	265	6.3	3	28	53.0

PUNTING

	CL	G	PUNT	YDS	LONG	AVG
1. MOSLEY, Kaleb, TSU	JR	6	35	1468	61	41.9
2. RIGNEY, Matt, APSU	SO	6	25	1021	55	40.8
3. HAYNES, Zach, SEMO	JR	6	33	1331	76	40.3
4. BIGELOW, Nicholas, TTU	FR	5	16	634	52	39.6
5. NEIDHARDT, Logen, EIU	FR	6	36	1418	68	39.4
6. HALTON, Lewis, MUR	SO	6	30	1132	50	37.7
7. LARCO, Tyler, UTM	FR	6	22	820	54	37.3
8. OLSEN, Hayden, TTU	FR	6	12	365	39	30.4

TOTAL OFFENSE

	CL	G	RUSH	PASS	PLAYS	TOTAL	YDS/G
1. HICKBOTTOM, Geremy, TSU	SR	6	177	1048	196	1225	204.2
2. HOWARD, Keon, UTM	SR	5	265	739	155	1004	200.8
3. WILLIAMS, DJ, MUR	FR	6	398	780	180	1178	196.3
4. OGBONNA, CJ, SEMO	JR	6	156	914	166	1070	178.3
5. KUHNS, Otto, EIU	FR	5	-4	616	141	612	122.4
6. HESS, Geno, SEMO	SR	5	607	0	117	607	121.4
7. MILLER, Willie, TTU	SO	5	242	354	115	596	119.2
8. WITHERSPOON, D., MUR	FR	6	551	25	120	576	96.0
9. WALLACE, Zak, UTM	FR	6	556	0	75	556	92.7
10. GIST, David, TTU	JR	6	512	0	119	512	85.3

INTERCEPTIONS

	CL	G	INT	YDS	TD	LONG	INT/G
1. EDWARDS, Johnathan AP	SR	6	4	54	0	54	0.67
SIMMONS, Shamari, APSU	JR	6	4	41	0	27	0.67
3. GRAHAM, Eddie, TSU	SR	5	2	10	0	10	0.40
4. FLOYD, Marcis, MUR	SO	6	2	117	1	90	0.33
PERRY, Koby, APSU	JR	6	2	103	1	75	0.33
FORD, John, UTM	SR	6	2	92	1	75	0.33
LEONARD, Ty, SEMO	JR	6	2	31	0	27	0.33
NORMAN, Isaiah, APSU	SR	6	2	15	1	8	0.33
BAKER, Oshae, UTM	FR	6	2	14	0	20	0.33
HODGES, Trai, SEMO	SR	6	2	0	0	0	0.33

RECEPTIONS

	CL	G	REC	YDS	TD	LONG	AVG/C	REC/G
1. HILL, Isaiah, EIU	JR	5	39	493	2	44	12.6	7.80
2. STARLING, Devon, TSU	FR	6	26	230	0	26	8.8	4.33
3. McCRAY, Drae, APSU	FR	6	25	511	7	73	20.4	4.17
GIST, David, TTU	JR	6	25	134	0	25	5.4	4.17
5. CROSS, Quinton, TTU	SO	6	23	379	3	62	16.5	3.83
6. BROOKS, LaMarte, MUR	JR	5	16	236	1	54	14.8	3.20
7. KING, Johnny, SEMO	SR	6	18	323	3	55	17.9	3.00
8. WILLIAMS, Rodney, UTM	SR	6	16	160	1	34	10.0	2.67
EVANS JR, CJ, APSU	FR	6	16	144	1	33	9.0	2.67
RENDER, DJ, APSU	SR	6	16	126	0	37	7.9	2.67

TACKLES

	CL	G	SOLO	AST	TOTAL	AVG/G	SACK
1. JOHNSON, Jason, EIU	SO	6	39	32	71	11.8	0.5
2. PERRY, Koby, APSU	JR	6	30	25	55	9.2	0.0
3. FORD, John, UTM	SR	6	24	27	51	8.5	0.0
4. BOHANEK, Colin, EIU	FR	6	24	25	49	8.2	2.5
5. SIMS, Deven, UTM	JR	6	21	25	46	7.7	1.0
GREEN, James, TSU	JR	6	26	20	46	7.7	1.0
7. BRYANT, Jahsun, TSU	JR	6	20	24	44	7.3	0.0
SAMUTA, Eric, MUR	JR	6	28	16	44	7.3	0.0
9. RAHMAN, Cory, TSU	SR	6	21	21	42	7.0	1.0
10. GREEN, Joshua, TSU	SO	6	27	14	41	6.8	0.0

RECEIVING YARDS

	CL	G	REC	YDS	TD	LONG	YDS/C	YDS/G
1. HILL, Isaiah, EIU	JR	5	39	493	2	44	12.6	98.6
2. McCRAY, Drae, APSU	FR	6	25	511	7	73	20.4	85.2
3. CROSS, Quinton, TTU	SO	6	23	379	3	62	16.5	63.2
4. KING, Johnny, SEMO	SR	6	18	323	3	55	17.9	53.8
5. MINTER, Eugene, APSU	JR	6	11	300	2	59	27.3	50.0
6. BROOKS, LaMarte, MUR	JR	5	16	236	1	54	14.8	47.2
7. PALMER, Rashaan, SEMO	JR	6	15	235	1	43	15.7	39.2
8. STARLING, Devon, TSU	FR	6	26	230	0	26	8.8	38.3
9. THORNTON, Zaire, TSU	FR	6	11	199	2	40	18.1	33.2
10. RAHMAAN, Rodell, TSU	SR	6	14	189	1	56	13.5	31.5

SACKS

	CL	G	SOLO	AST	YDS	TOTAL	AVG/G
1. ANOMA, Eyabi, UTM	SO	6	4	1	30	4.5	0.75
2. ALLEN, Terrell, APSU	SO	6	3	2	30	4.0	0.67
PATTERSON, Tad., TSU	JR	6	4	0	16	4.0	0.67
4. MILES, Jordan, EIU	FR	6	3	1	21	3.5	0.58
5. FLOYD, Marcis, MUR	SO	6	3	0	25	3.0	0.50
6. DOUGLAS, Omarbrick, SE	SR	6	2	1	25	2.5	0.42
JONES, Terray, TSU	SO	6	2	1	16	2.5	0.42
BOHANEK, Colin, EIU	FR	6	2	1	15	2.5	0.42
VARGA, Tim, EIU	SO	6	2	1	11	2.5	0.42
10. HENDERSON, Troy, AP	SR	6	2	0	15	2.0	0.33

SCORING

	CL	G	TD	XPT	FG	2XP	PTS	PTS/G
1. WALLACE, Zak, UTM	FR	6	11	0	0	0	66	11.0
2. HESS, Geno, SEMO	SR	5	9	0	0	0	54	10.8
3. McCRAY, Drae, APSU	FR	6	8	0	0	0	48	8.0
4. DOAK, Kenny, SEMO	SR	6	0	20	9	0	47	7.8
5. TRUJILLO, Maddux, AP	FR	5	0	21	6	0	39	7.8
6. TANNER, Ahmaad, APSU	SR	6	7	0	0	0	42	7.0
7. WITHERSPOON, D., MUR	FR	6	6	0	0	0	36	6.0
8. BAUM, Aaron, MUR	JR	6	0	15	6	0	33	5.5
9. GALLOWAY, Stone, EIU	SO	5	0	7	6	0	25	5.0
GIST, David, TTU	JR	6	5	0	0	0	30	5.0

TACKLES FOR LOSS

	CL	G	SOLO	AST	YDS	TOTAL	AVG/G
1. MINCEY, Brandon, SEMO	SR	6	5	7	28	8.5	1.42
2. ANOMA, Eyabi, UTM	SO	6	7	2	43	8.0	1.33
3. BOHANEK, Colin, EIU	FR	6	6	3	21	7.5	1.25
4. TUCKER, Chris, TTU	SR	6	5	2	14	6.0	1.00
5. ALLEN, Terrell, APSU	SO	6	4	3	33	5.5	0.92
6. GREEN, James, TSU	JR	6	4	2	11	5.0	0.83
SQUIRES, Devin, TTU	FR	6	4	2	20	5.0	0.83
DOUGLAS, Omarbrick, SEMO	SR	6	3	4	30	5.0	0.83
9. MILES, Jordan, EIU	FR	6	4	1	25	4.5	0.75
DEWBERRY, Bryce, EIU	JR	6	4	1	19	4.5	0.75

ALL PURPOSE

	CL	G	RUSH	RCV	PR	KR	YDS	AVG/G
1. HESS, Geno, SEMO	SR	5	607	32	0	0	639	127.8
2. GIST, David, TTU	JR	6	512	134	0	0	646	107.7
3. McCRAY, Drae, APSU	FR	6	1	511	39	72	623	103.8
4. WITHERSPOON, D., MUR	FR	6	551	64	0	0	615	102.5
5. STARLING, Devon, TSU	FR	6	382	230	0	0	612	102.0
6. HILL, Isaiah, EIU	JR	5	1	493	0	0	494	98.8
7. WALLACE, Zak, UTM	FR	6	556	12	0	9	577	96.2
8. LOGAN, Peyton, UTM	SR	6	455	95	0	0	550	91.7
9. SNEAD, Brian, APSU	SO	5	384	10	0	27	421	84.2
10. TANNER, Ahmaad, APSU	SR	6	410	11	0	0	421	70.2



OHIO VALLEY CONFERENCE



OVC TEAMS/PLAYERS IN 2021 NATIONAL STATISTICAL LEADERS

RUSHING OFFENSE (YDS/GAME)

15.	UT Martin	207.6
20.	Southeast Missouri	195.6
23.	Murray State	184.4

PASSING OFFENSE (YDS/GAME)

18.	Austin Peay	273.5
-----	-------------	-------

PASSING YARDS/COMPLETION

21.	Austin Peay	13.26
22.	Southeast Missouri	13.16
47.	Tennessee State	12.51

TOTAL OFFENSE (YDS/GAME)

23.	Austin Peay	420.4
40.	UT Martin	385.8

SCORING OFFENSE

21.	Austin Peay	32.5
35.	UT Martin	30.0

RUSHING DEFENSE

48.	Tennessee Tech	142.7
-----	----------------	-------

PASS DEFENSE

8.	Eastern Illinois	171.5
18.	Murray State	183.8
38.	Tennessee State	207.8
42.	Austin Peay	209.5
49.	UT Martin	211.2

TOTAL DEFENSE

36.	Murray State	345.7
41.	Eastern Illinois	351.6
46.	Austin Peay	357.9
49.	UT Martin	359.7

SCORING DEFENSE

41.	Austin Peay	24.9
43.	UT Martin	25.0
46.	Murray State	25.3

NET PUNTING

21.	Austin Peay	38.79
27.	Southeast Missouri	38.24

PUNT RETURNS (YDS/RETURN)

22.	Tennessee State	10.65
28.	Murray State	10.11
42.	Tennessee Tech	8.80

KICKOFF RETURNS (YDS/RETURN)

6.	Southeast Missouri	25.73
----	--------------------	-------

TURNOVER MARGIN (PER GAME)

10.	Austin Peay	+0.82
31.	Southeast Missouri	+0.36
47.	UT Martin	+0.23

FUMBLES RECOVERED

2.	Eastern Illinois	14
----	------------------	----

PASSES INTERCEPTED

2.	Austin Peay	19
8.	UT Martin	17
43.	Southeast Missouri	11

FUMBLES LOST

27.	Southeast Missouri	5
42.	Eastern Illinois	6
42.	Murray State	6

INTERCEPTIONS THROWN

17.	Tennessee State	6
45.	Austin Peay	9
45.	Southeast Missouri	9

TURNOVERS GAINED

4.	Austin Peay	26
17.	UT Martin	23
42.	Eastern Illinois	18
42.	Southeast Missouri	18

TURNOVERS LOST

26.	Southeast Missouri	14
26.	Tennessee State	14

PASSING EFFICIENCY

none		
------	--	--

PASS EFFICIENCY DEFENSE

5.	Austin Peay	106.20
27.	Murray State	118.52
35.	UT Martin	121.07
40.	Tennessee State	122.86

FEWEST PENALTIES PER GAME

40.	Murray State	5.55
-----	--------------	------

FEWEST YARDS PENALIZED PER GAME

46.	Murray State	51.36
48.	Eastern Illinois	52.18

PUNT RETURN YARDAGE DEFENSE

14.	Austin Peay	4.08
26.	Murray State	5.00
48.	Tennessee Tech	6.74

KICKOFF RETURN YARDAGE DEFENSE

15.	Eastern Illinois	16.44
20.	Murray State	16.75
39.	UT Martin	18.34
40.	Austin Peay	18.45
42.	Southeast Missouri	18.65

SACKS/GAME

none		
------	--	--

TACKLES FOR LOSS/GAME

28.	Eastern Illinois	6.5
41.	UT Martin	6.0
41.	Southeast Missouri	6.0
46.	Austin Peay	5.9

SACKS ALLOWED/GAME

14.	UT Martin	1.15
39.	Murray State	1.64
39.	Southeast Missouri	1.64

TACKLES FOR LOSS ALLOWED

45.	UT Martin	5.23
-----	-----------	------

BLOCKED KICKS

15.	UT Martin	4
21.	Austin Peay	3
21.	Tennessee State	3
43.	Eastern Illinois	2
43.	Murray State	2
43.	Southeast Missouri	2

BLOCKED PUNTS

25.	Austin Peay	1
25.	Eastern Illinois	1
25.	Tennessee State	1
25.	Tennessee Tech	1
25.	UT Martin	1

3RD DOWN CONVERSION PERCENTAGE

35.	UT Martin	41.2%
40.	Murray State	40.8%

4TH DOWN CONVERSION PERCENTAGE

10.	Southeast Missouri	66.7%
-----	--------------------	-------

3RD DOWN CONVERSION DEFENSE

23.	Murray State	32.9%
25.	Tennessee Tech	33.1%
30.	Austin Peay	34.5%
47.	Eastern Illinois	36.7%

4TH DOWN CONVERSION DEFENSE

39.	Southeast Missouri	43.5%
40.	UT Martin	44.4%

TIME OF POSSESSION

16.	Tennessee Tech	:32:28
27.	UT Martin	:31:50
33.	Tennessee State	:31:26

RED ZONE OFFENSE

1.	Southeast Missouri	100%
6.	Austin Peay	93.3%
43.	Tennessee Tech	83.3%
48.	UT Martin	83.0%

RED ZONE DEFENSE

42.	Southeast Missouri	77.5%
44.	Eastern Illinois	77.8%

DEFENSIVE TOUCHDOWNS

11.	Austin Peay	3
11.	UT Martin	3
34.	Eastern Illinois	2

ALL-PURPOSE YARDS (YDS/GAME)

20.	Geno Hess, SEMO	118.40
27.	Peyton Logan, UTM	111.54
39.	David Gist, TTU	103.55
45.	Devon Starling, TSU	101.09

RUSHING (YDS/GAME)

7.	Geno Hess, SEMO	111.5
23.	Peyton Logan, UTM	86.2
28.	Damonta Witherspoon, MUR	82.7
30.	David Gist, TTU	81.9
46.	Ahmaad Tanner, APSU	72.8
47.	Devon Starling, TSU	72.7

RUSHING YARDS/CARRY

2.	Peyton Logan, UTM	7.19
31.	Geno Hess, SEMO	5.52
34.	Zak Wallace, UTM	5.45

TOTAL RUSHING YARDS

8.	Peyton Logan, UTM	1,121
9.	Geno Hess, SEMO	1,115
28.	Damonta Witherspoon, MUR	910
30.	David Gist, MUR	901
48.	Zak Wallace, UTM	807
49.	Ahmaad Tanner, APSU	801
50.	Devon Starling, TSU	800

RUSHING TOUCHDOWNS

6.	Zak Wallace, UTM	15
10.	Geno Hess, SEMO	14
21.	Ahmaad Tanner, APSU	11
25.	Keon Howard, UTM	10
50.	David Gist, TTU	8
50.	Damonta Witherspoon, MUR	8

PASSING EFFICIENCY

42.	Jeremy Hickbottom, TSU	134.1
46.	Keon Howard, UTM	132.4

TOTAL OFFENSE

24.	Draylen Ellis, APSU	269.7
36.	Keon Howard, UTM	228.5
49.	Jeremy Hickbottom, TSU	208.6

PASSING YARDS/GAME

18.	Draylen Ellis, APSU	262.5
-----	---------------------	-------

PASSING YARDS/COMPLETION

15.	Draylen Ellis, APSU	13.67
16.	CJ Ogbonna, SEMO	13.66
23.	Jeremy Hickbottom, TSU	13.06
45.	Otto Kuhns, TSU	12.19

PASSING YARDS PER ATTEMPT

36.	Jeremy Hickbottom, TSU	7.54
38.	Draylen Ellis, APSU	7.44

TOTAL PASSING YARDS

22.	Draylen Ellis, APSU	2,625
-----	---------------------	-------

PASSING TOUCHDOWNS

28.	Draylen Ellis, APSU	19
45.	Keon Howard, UTM	15

COMPLETIONS/GAME

29.	Draylen Ellis, APSU	19.20
49.	Keon Howard, UTM	15.40

COMPLETION PERCENTAGE

50.	Keon Howard, UTM	59.7%
-----	------------------	-------

RECEPTIONS PER GAME

38.	Baniko Harley, APSU	5.3
-----	---------------------	-----

RECEIVING YARDS PER GAME

18.	Baniko Harley, APSU	88.9
25.	Drae McCray, APSU	78.8

TOTAL RECEIVING YARDS

27.	Drae McCray, APSU	867
35.	Baniko Harley, APSU	800

YARDS PER RECEPTION

14.	Eugene Minter, APSU	19.43
20.	Johnny King, SEMO	18.71
49.	Baniko Harley, APSU	16.67

RECEIVING TOUCHDOWNS

29.	Drae McCray, APSU	8
42.	Baniko Harley, APSU	7

SCORING (PTS/GAME)

12.	Geno Hess, SEMO	8.4
27.	Maddux Trujillo, APSU	7.8
35.	Kenny Doak, SEMO	7.2
47.	Zak Wallace, UTM	6.9

TOTAL TOUCHDOWNS

10.	Zak Wallace, UTM	15
15.	Geno Hess, SEMO	14
26.	Ahmaad Tanner, APSU	12
49.	Keon Howard, UTM	10

POINTS RESPONSIBLE FOR/GAME

19.	Keon Howard, UTM	15.0
38.	Draylen Ellis, APSU	12.0
39.	Jeremy Hickbottom, TSU	11.8

PUNT RETURNS (YARDS/RETURN)

17.	Tanner Shiver, TTU	9.0
30.	Baniko Harley, APSU	5.5

KICKOFF RETURNS (YDS/RETURN)

37.	Dayron Johnson, TSU	22.6
-----	---------------------	------

COMBINED KICK RETURNS

15.	Dayron Johnson, TSU	607
-----	---------------------	-----

FIELD GOALS (MADE/GAME)

13.	Maddux Trujillo, APSU	1.40
20.	Kenny Doak, SEMO	1.30
31.	Aaron Baum, MUR	1.09

FIELD GOALS PERCENTAGE

28.	Maddux Trujillo, APSU	77.8%
48.	Kenny Doak, SEMO	68.4%

PUNTING (YDS/PUNT)

26.	Logen Neidhardt, EIU	41.5
30.	Kaleb Mosley, TTU	41.1
35.	Matthew Rigney, APSU	40.7
38.	Zach Haynes, SEMO	40.6

INTERCEPTIONS (PER GAME)

2.	Johnathon Edwards, APSU	0.6
22.	Trai Hodges, SEMO	0.4
22.	Shamari Simmons, APSU	0.4
39.	Oshae Baker, UTM	0.3
39.	John Ford, UTM	0.3

TACKLES/GAME

11.	Jason Johnson, EIU	10.0
-----	--------------------	------

SACKS/GAME

none		
------	--	--

FORCED FUMBLES/GAME

26.	Bryce Norman, SEMO	0.27
26.	Eric Samuta, MUR	0.27

PASSES DEFENDED/GAME

13.	Shamari Simmons, APSU	1.3
13.	Johnathon Edwards, APSU	1.3
33.	Trai Hodges, SEMO	1.1
36.	Jay Woods, UTM	1.1
41.	Oshae Baker, UTM	1.0
41.	Marc	



2021 OVC PLAYERS OF THE WEEK

OFFENSIVE

- 9/6 Preston Rice, Murray State
- 9/12 Peyton Logan, UT Martin
- 9/19 Draylen Ellis, Austin Peay
Peyton Logan, UT Martin
- 9/26 Geno Hess, Southeast Missouri
Keon Howard, UT Martin
- 10/3 Jeremy Hickbottom, Tennessee State
- 10/10 Geno Hess, Southeast Missouri
Keon Howard, UT Martin
- 10/17 DJ Williams, Murray State
Zak Wallace, UT Martin
- 10/24 Ahmaad Tanner, Austin Peay
- 10/31 Jeremy Hickbottom, Tennessee State
- 11/7 Draylen Ellis, Austin Peay
Zak Wallace, UT Martin
- 11/14 Draylen Ellis, Austin Peay
DJ Williams, Murray State
- 11/21 Drae McCray, Austin Peay

DEFENSIVE

- 9/6 Johnathon Edwards, Austin Peay
- 9/12 D'Carrius Stephens, UT Martin
- 9/19 Jack McDonald, Austin Peay
John Ford, UT Martin
- 9/26 Jordan Miles, Eastern Illinois
- 10/3 Russell Dandy, Eastern Illinois
- 10/10 Brandon Mincey, Southeast Missouri
- 10/17 D'Carrius Stephens, UT Martin
- 10/24 James Green, Tennessee State
Devin Squires, Tennessee Tech
- 10/31 Eyabi Anoma, UT Martin
Koby Perry, Austin Peay
- 11/7 Johnathon Edwards, Austin Peay
Marcis Floyd, Murray State
- 11/14 Trai Hodges, Southeast Missouri
- 11/21 Shamari Simmons, Austin Peay

SPECIALIST

- 9/6 Tyler Larco, UT Martin
- 9/12 Logen Neidhardt, Eastern Illinois
- 9/19 Zach Haynes, Southeast Missouri
- 9/26 Kenny Doak, Southeast Missouri
Tyler Larco, UT Martin
- 10/3 Aaron Baum, Murray State
- 10/10 Hayden Olsen, Tennessee Tech
- 10/17 Malik Honeycutt, Murray State
- 10/24 Kenny Doak, Southeast Missouri
- 10/31 Zach Haynes, Southeast Missouri
- 11/7 Aaron Baum, Murray State
- 11/14 Maddux Trujillo, Austin Peay
- 11/21 Aaron Baum, Murray State

NEWCOMER

- 9/6 Keon Howard, UT Martin
- 9/12 Keon Howard, UT Martin
- 9/19 Rodell Rahman, Tennessee State
- 9/26 Zoe Roberts, UT Martin
- 10/3 Russell Dandy, Eastern Illinois
- 10/10 Zak Wallace, UT Martin
- 10/17 DJ Williams, Murray State
Zak Wallace, UT Martin
- 10/24 Keon Howard, UT Martin
- 10/31 Jeremy Hickbottom, Tennessee State
Eyabi Anoma, UT Martin
- 11/7 Drae McCray, Austin Peay
Keon Howard, UT Martin
- 11/14 Drae McCray, Austin Peay
Keon Howard, UT Martin
- 11/21 Drae McCray, Austin Peay

2021 ALL-AMERICANS

ASSOCIATED PRESS

- DB - Johnathon Edwards, Austin Peay (1st Team)
- RB - Geno Hess, Southeast Missouri (2nd)
- DB - Koby Perry, Austin Peay (2nd)

AFCA

- DB - Koby Perry, Austin Peay (1st)

ATHLON SPORTS

none

FCS ADA TEAM

none

STATS PERFORM

- DB - Koby Perry, Austin Peay (1st)
- OL - Matthan Hatchie, UT Martin (2nd)
- RB - Geno Hess, Southeast Missouri (3rd)
- DB - Johnathon Edwards, Austin Peay (3rd)

PHIL STEELE

- DB - Koby Perry, Austin Peay (2nd)
- RB - Geno Hess, Southeast Missouri (3rd)
- OL - Matthan Hatchie, UT Martin (3rd)
- DB - Johnathon Edwards, Austin Peay (3rd)

HERO SPORTS

- DB - Koby Perry, Austin Peay (2nd)
- DB - Johnathon Edwards, Austin Peay (3rd)

WALTER CAMP

none

PHIL STEELE FRESHMAN ALL-AMERICAN

- DL - Jordan Miles, Eastern Illinois (1st) **
- LB - Bryce Norman, Southeast Missouri (1st)
- RB - Zak Wallace, UT Martin (2nd) **
- WR - Drae McCray, Austin Peay (2nd)
- TE - Jake Saathoff, Murray State (2nd) **
- OL - Jeremiah Frazier, Tennessee State (2nd)
- DB - Jordan Vincent, Eastern Illinois (2nd) **
- RB - Damonta Witherspoon, Murray State (3rd) **
- OL - DJ Jones, Murray State (3rd)
- LB - Lawaun Powell, Murray State (3rd)
- DB - Oshae Baker, UT Martin (3rd) **
- PR - Tanner Shiver, Tennessee Tech (3rd) **
- K - Maddux Trujillo, Austin Peay (3rd)

** Named to team not were technically not freshmen (played in more than 4 games in 2020-21).

HERO SPORTS FRESHMAN ALL-AMERICAN

- WR - Drae McCray, Austin Peay
- LB - Bryce Norman, Southeast Missouri

HERO SPORTS SOPHOMORE ALL-AMERICAN

- QB - Draylen Ellis, Austin Peay
- RB - Devon Starling, Tennessee State
- RB - Zak Wallace, UT Martin
- RB - Damonta Witherspoon, Murray State
- OL - Michael Shanahan, UT Martin
- DL - Terrell Allen, Austin Peay

Note: A complete list of all-time OVC Players of the Week from 1978 to the present is available starting on page 71 of this publication.

Bold indicates players who went on to win National Player of the Week honors that week.

2021 FINAL NATIONAL POLLS

STATS PERFORM

MEDIA POLL

Team (1st Place Votes)	Record	Pts.
1. North Dakota State (50)	14-1	1,250
2. Montana State	12-3	1,173
3. James Madison	12-2	1,165
4. South Dakota State	11-4	1,051
5. Sam Houston	11-1	1,046
6. Montana	10-3	1,008
7. Eastern Washington	10-3	924
8. Villanova	10-3	919
9. ETSU	11-2	879
10. Sacramento State	9-3	745
11. Kennesaw State	11-2	740
12. Incarnate Word	10-3	682
13. UT Martin	10-3	654
14. Missouri State	8-4	531
15. Southeastern Louisiana	9-4	522
16. Southern Illinois	8-5	504
17. UC Davis	8-4	439
18. South Dakota	7-5	326
19. Holy Cross	10-3	319
20. Dartmouth	9-1	281
21. Stephen F. Austin	8-4	268
22. Jackson State	11-2	259
23. UNI	6-6	132
24. Princeton	9-1	116
25. Florida A&M	9-3	114

Others Receiving Votes: Mercer (76), South Carolina State (35), Rhode Island (23), Sacred Heart (23), Eastern Kentucky (15), Davidson (12), Harvard (8).

FCS

COACHES POLL

Team (1st Place Votes)	Record	Pts.
1. North Dakota State (24)	14-1	600
2. Montana State	12-3	571
3. James Madison	12-2	548
4. Sam Houston	11-1	520
5. South Dakota State	11-4	471
6. Montana	10-3	470
7. ETSU	11-2	438
8. Villanova	10-3	435
9. Eastern Washington	10-3	416
10. Kennesaw State	11-2	399
11. Sacramento State	9-3	358
12. UT Martin	10-3	307
13. Incarnate Word	10-3	297
14. Missouri State	8-4	276
15. Southeastern Louisiana	9-4	248
16. UC Davis	8-4	205
17. Southern Illinois	8-5	203
18. Stephen F. Austin	8-4	188
19. Jackson State	11-2	136
20. South Dakota	7-5	133
21. Princeton	9-1	130
22. Holy Cross	10-3	117
23. Dartmouth	9-1	89
24. Florida A&M	9-3	88
25. UNI	6-6	62

Others Receiving Votes: Davidson, 20; Sacred Heart, 18; South Carolina St., 17; Eastern Kentucky, 13; Mercer, 9; Monmouth (N.J.), 6; Chattanooga, 5; Harvard, 4; Columbia, 1; Elon, 1; Rhode Island, 1.



OHIO VALLEY CONFERENCE



ALL-TIME OVC YEAR-BY-YEAR FINAL STANDINGS

Year	OVC	ALL	Year	OVC	ALL	Year	OVC	ALL	Year	OVC	ALL
1948	Murray State 3-1-0	9-1-0	1960	Tennessee Tech 6-0-0	8-2-0	1971	Western Kentucky 6-1-0	8-2-0	1981	#Eastern Kentucky 8-0-0	12-2-0
	Evansville 3-1-0	5-3-0		Middle Tennessee 4-2-0	5-5-0		Tennessee Tech 5-2-0	8-2-0		Murray State 5-3-0	8-3-0
	Eastern Kentucky 2-2-0	8-3-0		Murray State 4-2-0	5-5-0		Middle Tennessee 5-2-0	7-4-0		Youngstown State @ 5-3-0	7-4-0
	Louisville 1-1-0	5-5-0		Morehead State 2-4-0	5-4-0		Morehead State 4-3-0	7-3-0		Tennessee Tech @ 4-4-0	6-5-0
	Western Kentucky 2-3-0	5-4-0		East Tennessee 1-3-2	3-4-2		Murray State 3-3-1	5-4-1		Middle Tennessee 4-4-0	6-5-0
	Morehead State 0-3-0	3-5-0		Eastern Kentucky 1-4-1	3-6-1		Eastern Kentucky 3-4-0	5-6-0		Western Kentucky 4-4-0	6-5-0
				Western Kentucky 1-4-1	2-6-1		Austin Peay 1-6-0	4-6-0		Akron 4-4-0	5-5-0
							East Tennessee 0-6-1	0-9-1		Austin Peay @ 3-5-0	5-5-0
										Morehead State 0-8-0	1-9-0
1949	Marshall 4-0-0	6-4-0	1961	Tennessee Tech 6-0-0	7-3-0	1972	Tennessee Tech 7-0-0	ALL 10-1-0	1982	#Eastern Kentucky 7-0-0	ALL 13-0-0
	Louisville 3-0-0	8-3-0		Middle Tennessee 5-1-0	7-3-0		Western Kentucky 5-2-0	7-3-0		Akron 5-2-0	6-5-0
	Evansville* 3-1-1	7-2-1		Western Kentucky 4-2-0	6-3-0		Middle Tennessee 4-2-1	7-3-1		Middle Tennessee 4-3-0	8-3-0
	Morehead State 3-3-0	6-3-0		Eastern Kentucky 3-3-0	4-5-0		Morehead State 3-3-1	3-6-1		Youngstown State @ 4-3-0	6-5-0
	Eastern Kentucky 2-2-1	4-4-1		Murray State 2-4-0	4-6-0		Eastern Kentucky 3-4-0	5-6-0		Morehead State 2-5-0	5-6-0
	Western Kentucky 2-3-0	5-4-0		East Tennessee 1-5-0	3-7-0		Murray State 2-5-0	3-7-0		Murray State 2-5-0	4-7-0
	Murray State 1-6-0	1-7-1		Morehead State 0-6-0	1-6-1		Austin Peay 1-6-0	3-8-0		Austin Peay 2-5-0	3-7-0
										Tennessee Tech 1-6-0	3-8-0
1950	Murray State 5-0-1	7-2-1	1962	East Tennessee 4-2-0	7-3-0	1973	Western Kentucky 7-0-0	ALL 10-0-0	1983	#Eastern Kentucky 6-1-0	ALL 7-2-1
	Western Kentucky 3-1-2	6-2-2		Eastern Kentucky 4-2-0	6-3-0		Murray State 5-2-0	7-3-0		Middle Tennessee 5-2-0	8-2-0
	Eastern Kentucky 4-2-0	6-4-0		Morehead State 4-2-0	5-3-0		Eastern Kentucky 4-3-0	7-4-0		Murray State 5-2-0	8-3-0
	Morehead State 3-3-0	4-4-0		Middle Tennessee 4-2-0	6-4-0		Morehead State 4-3-0	6-5-0		Murray State 4-3-0	7-4-0
	Marshall 2-4-0	2-8-0		Western Kentucky 3-3-0	5-3-0		East Tennessee 3-4-0	4-7-0		Austin Peay 3-4-0	6-5-0
	Evansville 1-4-1	3-6-1		Murray State 1-5-0	5-5-0		Middle Tennessee 3-4-0	4-7-0		Youngstown State 2-5-0	4-7-0
	Tennessee Tech 1-5-0	4-7-0		Tennessee Tech 1-5-0	2-8-0		Tennessee Tech 1-6-0	2-8-1		Tennessee Tech 2-5-0	2-8-0
										Morehead State 1-6-0	2-9-0
1951	Murray State 5-0-1	8-1-0	1963	Western Kentucky 7-0-0	9-0-1	1974	Eastern Kentucky 6-1-0	ALL 8-2-0	1984	#Eastern Kentucky 6-1-0	ALL 7-2-1
	Eastern Kentucky 4-2-0	7-3-0		Middle Tennessee 6-1-0	8-2-0		Murray State 5-2-0	9-2-0		Middle Tennessee 5-2-0	11-3-0
	Marshall 4-2-0	5-5-1		East Tennessee 5-2-0	7-2-0		Western Kentucky 5-2-0	7-3-0		Murray State 5-2-0	9-2-0
	Evansville 3-3-0	5-5-0		Tennessee Tech 3-4-0	6-4-0		Morehead State 4-3-0	6-5-0		Youngstown State 5-2-0	7-4-0
	Tennessee Tech 3-3-0	5-5-1		Murray State 3-4-0	5-5-0		East Tennessee 3-4-0	4-7-0		Austin Peay 4-3-0	7-4-0
	Western Kentucky 2-4-0	4-5-0		Morehead State 3-4-0	5-4-0		Middle Tennessee 3-4-0	4-7-0		Austin Peay 3-4-0	6-5-0
	Morehead State 0-6-0	1-7-0		Eastern Kentucky 2-4-1	3-5-1		Tennessee Tech 1-6-0	2-8-0		Youngstown State 2-5-0	4-7-0
				Eastern Kentucky 0-7-0	1-9-0					Tennessee Tech 2-5-0	2-8-0
										Morehead State 1-6-0	2-9-0
1952	Tennessee Tech 4-1-0	9-1-0	1964	Middle Tennessee 6-1-0	7-2-1	1975	Western Kentucky 6-1-0	ALL 9-1-0	1985	#Middle Tennessee 7-0-0	ALL 11-1-0
	Western Kentucky 4-1-0	8-1-0		Austin Peay 5-1-1	8-1-1		Tennessee Tech 6-1-0	8-3-0		#Akron 5-2-0	8-4-0
	Murray State 3-2-0	4-4-0		Western Kentucky 3-3-1	6-3-1		Eastern Kentucky 5-2-0	8-2-1		Eastern Kentucky 5-2-0	8-3-0
	Middle Tennessee 2-2-0	6-5-0		Murray State 3-3-1	5-4-1		Murray State 3-3-1	4-5-1		Murray State @ 5-2-0	7-3-1
	Eastern Kentucky 0-3-1	3-4-1		Morehead State 3-4-0	5-4-0		Austin Peay 3-4-0	3-8-0		Youngstown State @ 3-3-0	5-6-0
	Morehead State 0-4-1	1-6-1		East Tennessee 3-4-0	5-5-0		Middle Tennessee 2-5-0	4-7-0		Austin Peay 2-5-0	5-6-0
				Eastern Kentucky 2-4-1	3-5-1		East Tennessee 1-5-1	2-8-1		Tennessee Tech 1-6-0	1-10-0
				Tennessee Tech 1-6-0	1-9-0		Morehead State 1-6-0	3-7-0		Morehead State 0-7-0	0-11-0
1953	Tennessee Tech 5-0-0	7-4-0	1965	Middle Tennessee 7-0-0	ALL 10-0-0	1976	Eastern Kentucky 6-1-0	ALL 8-3-0	1986	#Eastern Kentucky 6-1-0	ALL 10-3-1
	Eastern Kentucky 4-1-0	8-2-0		Austin Peay 6-1-0	8-1-0		Tennessee Tech 5-2-0	8-3-0		#Murray State 6-1-0	7-4-1
	Middle Tennessee 3-2-0	7-4-0		Eastern Kentucky 4-2-1	4-4-1		Murray State 4-3-0	5-6-0		Akron 4-3-0	7-4-0
	Western Kentucky 2-3-0	6-4-0		Morehead State 3-4-0	3-6-0		Western Kentucky 3-4-0	4-5-1		Middle Tennessee 4-3-0	6-5-0
	Murray State 1-4-0	3-6-0		East Tennessee 3-4-0	3-7-0		Austin Peay 3-4-0	5-6-0		Morehead State 3-4-0	7-4-0
	Morehead State 0-5-0	0-8-0		Tennessee Tech 1-4-2	2-6-2		Eastern Kentucky 3-4-0	4-5-1		Austin Peay 3-4-0	5-6-0
				Western Kentucky 1-5-1	2-6-2		Murray State 3-4-0	3-7-0		Youngstown State 2-5-0	2-9-0
				East Tennessee 1-6-0	2-6-1		Middle Tennessee 2-5-0	4-7-0		Tennessee Tech 0-7-0	0-10-0
				East Tennessee 1-6-0	1-9-0		Morehead State 2-5-0	2-9-0			
1954	Eastern Kentucky 5-0-0	8-0-1	1966	Morehead State 6-1-0	7-2-0	1977	Eastern Kentucky 6-1-0	ALL 8-3-0	1987	#Eastern Kentucky 5-1-0	ALL 9-3-0
	Western Kentucky 3-2-0	7-3-0		Middle Tennessee 5-2-0	7-3-0		Tennessee Tech 5-2-0	9-2-0		#Youngstown State 5-1-0	8-4-0
	Murray State 3-2-0	5-4-0		Austin Peay 4-3-0	6-4-0		Eastern Kentucky 4-3-0	5-5-0		Middle Tennessee 4-2-0	6-5-0
	Middle Tennessee 2-2-1	4-4-2		Eastern Kentucky 4-3-0	7-3-0		Murray State 4-3-0	6-5-0		Murray State 3-3-0	6-5-0
	Tennessee Tech 1-3-1	4-4-2		Eastern Kentucky 4-3-0	5-5-0		Middle Tennessee 2-4-1	2-6-2		Tennessee Tech 2-4-0	5-6-0
	Morehead State 0-5-0	0-9-0		Tennessee Tech 3-4-0	5-5-0		Morehead State 2-4-1	2-6-2		Morehead State 1-5-0	2-8-0
				Western Kentucky 1-5-1	2-6-2		East Tennessee State 3-4-0	3-7-0		Austin Peay 3-4-0	5-6-0
				East Tennessee 1-6-0	2-6-1		Middle Tennessee 2-5-0	4-7-0		Youngstown State 2-5-0	2-9-0
				Morehead State 1-6-0	2-6-1		Middle Tennessee 2-5-0	2-9-0		Tennessee Tech 0-7-0	0-10-0
1955	Tennessee Tech 5-0-0	ALL 7-3-0	1967	Morehead State 6-1-0	7-2-0	1978	Western Kentucky 6-0-0	ALL 8-2-0	1988	#Eastern Kentucky 6-0-0	ALL 11-3-0
	Middle Tennessee 4-1-0	7-2-1		Middle Tennessee 5-2-0	7-3-0		Eastern Kentucky 5-1-0	8-2-0		Middle Tennessee 4-2-0	7-4-0
	Eastern Kentucky 3-2-0	5-4-1		Austin Peay 4-3-0	6-4-0		Tennessee Tech 4-2-0	5-6-0		Murray State 4-2-0	4-6-0
	Murray State 2-3-0	6-4-0		Eastern Kentucky 4-3-0	7-3-0		Austin Peay 3-3-0	6-4-0		Tennessee State 2-4-0	3-7-1
	Western Kentucky 1-4-0	3-6-0		Eastern Kentucky 4-3-0	5-5-0		Murray State 1-5-0	4-7-0		Austin Peay 2-4-0	3-8-0
	Morehead State 0-5-0	0-9-0		Tennessee Tech 3-4-0	5-5-0		Morehead State 1-5-0	2-6-1		Morehead State 2-4-0	3-8-0
				Western Kentucky 3-4-0	5-5-0		Middle Tennessee 2-4-1	2-6-2		Tennessee Tech 1-5-0	2-9-0
				Eastern Kentucky 4-3-0	5-5-0		Morehead State 2-5-0	3-8-0		Austin Peay 1-5-0	2-9-0
				Eastern Kentucky 4-3-0	5-5-0		Western Kentucky 1-5-1	1-8-1			
1956	Middle Tennessee 5-0-0	7-2-0	1968	Eastern Kentucky 5-0-2	7-1-2	1979	Austin Peay 6-1-0	ALL 8-3-0	1989	#Middle Tennessee 6-0-0	ALL 9-4-0
	Murray State 4-1-0	6-4-0		Western Kentucky 5-1-1	7-1-1		Tennessee Tech 5-2-0	9-2-0		#Eastern Kentucky 5-1-0	9-3-0
	Western Kentucky 2-3-0	5-4-0		Middle Tennessee 4-3-0	5-5-0		Eastern Kentucky 4-3-0	5-5-0		Murray State 3-3-0	6-4-1
	Tennessee Tech 2-3-0	5-4-1		East Tennessee 3-4-0	3-7-0		Murray State 4-3-0	6-5-0		Tennessee State 3-3-0	5-5-1
	Eastern Kentucky 2-3-0	4-5-0		Tennessee Tech 2-4-1	4-5-1		Middle Tennessee 3-4-0	3-8-0		Tennessee Tech 3-3-0	5-5-0
	Morehead State 0-5-0	2-6-0		Morehead State 2-5-0	4-6-0		Morehead State 2-4-1	2-6-2		Austin Peay 1-5-0	1-10-0
				Murray State 2-5-0	2-8-0		East Tennessee State 2-5-0	3-8-0		Morehead State 1-5-0	2-8-0
				Austin Peay 2-5-0	2-8-0		Western Kentucky 1-5-1	1-8-1		Austin Peay 1-5-0	2-9-0
1957	Middle Tennessee 5-0-0	10-0-0	1969	Eastern Kentucky 7-0-0	8-2-0	1980	Western Kentucky 6-1-0	ALL 9-1-0	1990	#Eastern Kentucky 5-1-0	ALL 10-2-0
	Tennessee Tech 4-1-0	6-4-0		Western Kentucky 5-2-0	7-2-1		#Eastern Kentucky 5-2-0	10-3-0		#Middle Tennessee 5-1-0	11-2-0
	Eastern Kentucky 3-2-0	4-5-0		Murray State 5-2-0	7-2-1		Murray State 5-2-0	9-2-0		Tennessee State 4-2-0	7-4-0
	Western Kentucky 1-3-1	5-3-1		East Tennessee 4-3-0	5-5-0		Austin Peay 5-2-0	7-4-0		Tennessee Tech 3-3-0	6-5-0
	Murray State 1-3-1	3-5-1		Murray State 3-4-0	5-5-0		Murray State 2-4-1	3-7-1		Morehead State 3-3-0	5-6-0
	Morehead State 0-5-0	2-7-0		Tennessee Tech 2-5-0	2-8-0		Akron @ 2-4-1	3-7-1		Murray State 1-5-0	2-9-0
				Morehead State 1-6-0	3-6-1		Morehead State @ 2-5-0	4-7-0		Austin Peay 0-6-0	0-11-0
				Middle Tennessee 1-6-0	2-8-0		Middle Tennessee 2-5-0	2-8-0			
							Tennessee Tech 0-5-1	1-8-2			
1958	Middle Tennessee 5-1-0	8-2-0	1970	Western Kentucky 5-1-1	8-1-1	1981	Western Kentucky 6-1-0	ALL 9-1-0	1991	#Eastern Kentucky 7-0-0	ALL 12-2-0
	Tennessee Tech 5-1-0	7-3-0		Eastern Kentucky 5-2-0	8-2-0		#Eastern Kentucky 5-2-0	10-3-0		#Middle Tennessee 6-1-0	9-4-0
	East Tennessee 4-2-0	5-4-0		Eastern Kentucky 4-1-2	7-1-2		Murray State 5-2-0	9-2-0		Austin Peay 3-4-0	5-6-0
	Eastern Kentucky 3-3-0	3-6-0		Morehead State 4-3-0	6-4-0		Austin Peay 5-2-0	7-4-0		Morehead State 3-4-0	4-7-0
	Western Kentucky 2-4-0	4-5-0		Tennessee Tech 3-4-0	6-4-0		Murray State 2-4-1	3-7-1		Southeast Missouri 3-4-0	3-8-0
	Murray State 2-4-0	3-7-0		Morehead State 2-4-1	5-4-1		Morehead State @ 2-5-0	4-7-0		Tennessee State 2-5-0	3-8-0
	Morehead State 0-6-0	0-8-1		Austin Peay 2-5-0	2-7-1		Middle Tennessee 2-5-0	2-8-0		Tennessee Tech 2-5-0	2-9-0
				Middle Tennessee 1-6-0	1-9-0		Tennessee Tech 1-6-0	4-7-0		Murray State 1-6-0	3-8-0
1959	Middle Tennessee 5-0-1	10-0-1	1971	Western Kentucky 6-0-0	8-2-0	1982	Tennessee Tech 7-0-0	ALL 10-0-0	1992	#Eastern Kentucky 6-1-0	ALL 11-3-0
	Tennessee Tech 5-0-										



OHIO VALLEY CONFERENCE



Year	OVC	ALL	Year	OVC	ALL	Year	OVC	ALL	Year	OVC	ALL
1992	#Middle Tennessee 8-0	10-3	2002	#Eastern Illinois 5-1	8-4	2012	#Eastern Illinois 6-1	7-5	2018	#Jacksonville State 7-1	9-4
#Eastern Kentucky 7-1	9-3	#Murray State 5-1	7-5	Eastern Kentucky 6-2	8-3	Eastern Kentucky 6-2	8-3	#Southeast Missouri 6-2	6-2	9-4	
Tennessee Tech 6-2	7-4	Eastern Kentucky 4-2	8-4	UT Martin 6-2	8-3	UT Martin 6-2	8-3	Eastern Kentucky 5-2	7-4	7-4	
Tennessee State 5-3	5-6	Southeast Missouri 4-2	8-4	Jacksonville State 5-3	6-5	Jacksonville State 5-3	6-5	Murray State 5-3	5-3	5-6	
Morehead State 3-5	3-8	Tennessee Tech 2-4	5-7	Tennessee State 4-3	8-3	Tennessee State 4-3	8-3	Tennessee State 3-4	4-5	4-5	
Austin Peay 2-6	3-8	Tennessee State 1-5	2-10	Murray State 4-4	5-6	Murray State 4-4	5-6	Austin Peay 3-5	5-6	5-6	
UT Martin 2-6	3-8	UT Martin 0-6	2-10	Southeast Missouri 2-6	3-8	Southeast Missouri 2-6	3-8	Eastern Illinois 3-5	3-8	3-8	
Southeast Missouri 2-6	2-9			Tennessee Tech 1-7	3-8	Tennessee Tech 1-7	3-8	UT Martin 2-6	2-9	2-9	
Murray State 1-7	2-9			Austin Peay 1-7	2-9	Austin Peay 1-7	2-9	Tennessee Tech 1-7	1-10	1-10	
1993	#Eastern Kentucky 8-0	8-4	2003	#Jacksonville State 7-1	8-4	2013	#Eastern Illinois 8-0	12-2	2019	#Austin Peay 7-1	11-4
Tennessee Tech 7-1	8-3	Eastern Kentucky 6-2	7-5	Eastern Kentucky 6-2	7-5	#Tennessee State 6-2	10-4	#Southeast Missouri 7-1	9-4	9-4	
UT Martin 5-3	6-5	Samford 7-4	7-4	Southeast Missouri 5-3	7-5	#Jacksonville State 5-3	11-4	UT Martin 6-2	7-5	7-5	
Middle Tennessee 4-4	5-6	Tennessee State 5-3	7-5	Murray State 3-5	4-8	UT Martin 5-3	7-5	Eastern Kentucky 5-3	7-5	7-5	
Murray State 4-4	4-7	Southeast Missouri 3-5	4-8	Eastern Illinois 3-5	4-8	Eastern Kentucky 4-4	6-6	Jacksonville State 3-5	6-6	6-6	
Tennessee State 4-4	4-7	Murray State 3-5	4-8	Eastern Illinois 4-4	6-6	Murray State 4-4	6-6	Tennessee Tech 3-5	6-6	6-6	
Morehead State 2-6	3-8	Eastern Illinois 1-7	2-9	Tennessee Tech 4-4	6-6	UT Martin 2-6	5-7	Murray State 2-6	4-8	4-8	
Southeast Missouri 2-6	3-8	UT Martin 1-7	2-10	Southeast Missouri 2-6	3-9	Tennessee State 2-6	3-9	Tennessee State 2-6	3-9	3-9	
Austin Peay 0-8	1-10			Austin Peay 0-8	0-12	Austin Peay 0-8	0-12	Eastern Illinois 1-7	1-11	1-11	
1994	#Eastern Kentucky 8-0	8-4-0	2004	#Jacksonville State 7-1	9-2	2014	#Jacksonville State 8-0	10-2	2020-21 (&)	#Jacksonville State 6-1	10-3
#Middle Tennessee 7-1	8-3-1	Murray State 6-2	7-4	Eastern Kentucky 6-2	6-5	#Eastern Kentucky 6-2	9-4	Murray State 5-2	5-2	5-2	
Southeast Missouri 5-3	7-5-0	Eastern Illinois 4-4	5-6	Tennessee Tech 3-4	6-5	UT Martin 5-3	6-6	Austin Peay 4-2	4-5	4-5	
Tennessee State 4-4	5-6-0	Samford 3-5	4-7	Eastern Illinois 3-5	4-7	Eastern Illinois 5-3	5-7	Southeast Missouri 4-3	4-4	4-4	
Murray State 4-4	5-6-0	Southeast Missouri 3-5	3-8	Tennessee Tech 4-4	5-7	Tennessee Tech 4-4	5-7	UT Martin 3-4	3-4	3-4	
Tennessee Tech 3-5	5-6-0	Tennessee State 2-5	4-7	Tennessee State 3-5	6-6	Tennessee State 3-5	6-6	Tennessee State 2-5	2-5	2-5	
Austin Peay 3-5	4-7-0	UT Martin 1-7	2-9	Southeast Missouri 3-5	5-7	Southeast Missouri 3-5	5-7	Tennessee Tech 2-5	2-5	2-5	
UT Martin 2-6	5-6-0			Murray State 1-7	3-9	Murray State 1-7	3-9	Eastern Illinois 1-5	1-5	1-5	
Morehead State 0-8	0-11-0			Austin Peay 1-7	1-11	Austin Peay 1-7	1-11	Eastern Kentucky 0-0	3-6	3-6	
1995	#Murray State 8-0	11-1	2005	#Eastern Illinois 8-0	9-3	2015	#Jacksonville State 8-0	13-2	2021	#UT Martin 5-1	10-3
#Eastern Kentucky 7-1	9-3	Eastern Kentucky 7-1	7-4	Eastern Kentucky 6-2	6-5	#Eastern Illinois 7-1	7-5	Austin Peay 4-2	6-5	6-5	
Middle Tennessee 6-2	7-4	Jacksonville State 4-4	6-5	UT Martin 4-4	5-6	UT Martin 6-2	7-4	Southeast Missouri 4-2	4-7	4-7	
Southeast Missouri 5-3	5-6	UT Martin 4-4	5-6	Tennessee Tech 3-5	4-7	Eastern Kentucky 5-3	6-5	Murray State 3-3	6-5	6-5	
UT Martin 4-4	5-6	Southeast Missouri 2-6	2-9	Southeast Missouri 3-4	4-7	Southeast Missouri 3-4	4-7	Tennessee State 3-3	5-6	5-6	
Austin Peay 2-6	3-8	Tennessee State 1-6	2-9	Tennessee Tech 3-5	4-7	Tennessee Tech 3-5	4-7	Tennessee Tech 1-5	3-8	3-8	
Tennessee Tech 2-6	3-8	Murray State 0-7	2-9	Murray State 2-6	3-8	Murray State 2-6	3-8	Eastern Illinois 1-5	1-10	1-10	
Morehead State 1-7	2-8			Tennessee State 1-6	4-6	Tennessee State 1-6	4-6				
Tennessee State 1-7	2-9			Austin Peay 0-8	0-11	Austin Peay 0-8	0-11				
1996	#Murray State 8-0	11-2	2006	#Eastern Illinois 7-1	8-5	2016	#Jacksonville State 7-0	10-2			
#Eastern Illinois 6-2	8-4	#UT Martin 6-1	9-3	UT Martin 5-2	6-5	UT Martin 6-2	7-5				
Eastern Kentucky 6-2	6-5	Tennessee State 5-2	6-5	Jacksonville State 5-3	6-5	Tennessee Tech 5-3	5-6				
Middle Tennessee 4-4	6-5	Jacksonville State 5-3	6-5	Eastern Kentucky 4-4	4-7	Tennessee State 4-3	7-4				
Tennessee Tech 4-4	5-6	Eastern Kentucky 4-4	4-7	Tennessee Tech 2-6	4-7	Eastern Illinois 4-4	6-5				
Tennessee State 3-5	4-7	Southeast Missouri 2-6	4-7	Samford 1-7	3-8	Murray State 4-4	4-7				
Southeast Missouri 3-5	3-8	Murray State 0-8	1-10	Murray State 0-8	1-10	Southeast Missouri 3-5	3-8				
Austin Peay 1-7	1-10					Eastern Kentucky 2-6	3-8				
UT Martin 1-7	1-10					Austin Peay 0-8	0-11				
1997	#Eastern Kentucky 7-0	8-4	2007	#Eastern Kentucky 8-0	9-3	2017	#Jacksonville State 8-0	10-2			
Eastern Illinois 5-2	8-3	#Eastern Illinois 7-1	8-4	#Eastern Illinois 7-1	8-4	#Jacksonville State 8-0	10-2				
Murray State 5-2	7-4	Austin Peay 5-3	7-4	Austin Peay 5-3	6-5	Austin Peay 7-1	8-4				
Tennessee Tech 4-3	6-5	Jacksonville State 4-3	5-6	Jacksonville State 4-3	5-6	Eastern Illinois 5-3	6-5				
Tennessee State 4-3	4-7	Tennessee State 4-4	4-7	UT Martin 4-4	4-7	UT Martin 4-4	6-5				
Middle Tennessee 2-5	4-6	Samford 2-6	4-7	Samford 2-6	4-7	Eastern Kentucky 3-5	4-7				
Southeast Missouri 1-6	4-7	Tennessee Tech 2-6	4-7	Tennessee Tech 2-6	4-7	Southeast Missouri 3-5	3-8				
UT Martin 0-7	1-10	Southeast Missouri 1-6	3-8	Southeast Missouri 1-6	3-8	Tennessee State 2-5	6-5				
		Murray State 1-7	2-9	Murray State 1-7	2-9	Murray State 2-5	3-8				
						Tennessee Tech 1-7	1-10				
1998	#Tennessee State 6-1	9-3	2008	#Eastern Kentucky 7-1	8-4	2018	#Jacksonville State 7-1	9-4			
Murray State 5-2	7-4	#Eastern Kentucky 6-2	8-3	Jacksonville State 6-2	8-3	Eastern Kentucky 6-2	8-3				
Middle Tennessee 5-2	5-5	Jacksonville State 6-2	8-4	UT Martin 6-2	8-4	UT Martin 6-2	8-4				
Eastern Illinois 4-3	6-5	Tennessee State 5-3	8-4	Tennessee State 5-3	8-4	Tennessee State 5-3	8-4				
Eastern Kentucky 4-3	6-5	Murray State 4-4	5-7	Murray State 4-4	5-7	Murray State 4-4	5-7				
Tennessee Tech 2-5	4-7	Eastern Illinois 3-5	5-7	Eastern Illinois 3-5	5-7	Eastern Illinois 3-5	5-7				
Southeast Missouri 2-5	3-8	Southeast Missouri 2-6	4-8	Southeast Missouri 2-6	4-8	Southeast Missouri 2-6	4-8				
UT Martin 0-7	0-11	Austin Peay 2-6	2-9	Austin Peay 2-6	2-9	Austin Peay 2-6	2-9				
		Tennessee Tech 1-7	3-9	Tennessee Tech 1-7	3-9	Tennessee Tech 1-7	3-9				
1999	#Tennessee State 7-0	11-1	2009	#Eastern Illinois 6-2	8-4	2019	#Austin Peay 7-1	11-4			
Murray State 5-2	7-4	#Eastern Illinois 6-2	8-4	Tennessee Tech 5-3	6-5	#Eastern Kentucky 6-2	9-4				
Eastern Kentucky 4-3	7-4	Tennessee Tech 5-3	6-5	Eastern Kentucky 5-3	6-5	UT Martin 5-3	6-6				
Western Kentucky 4-3	6-5	Eastern Kentucky 4-4	5-6	UT Martin 4-4	5-6	Murray State 4-4	6-6				
Tennessee Tech 4-3	5-5	Eastern Kentucky 3-4	4-7	Tennessee State 3-4	4-7	Tennessee State 4-4	6-6				
Southeast Missouri 2-5	3-8	Austin Peay 3-5	4-7	Austin Peay 3-5	4-7	Austin Peay 3-5	4-7				
Eastern Illinois 2-5	2-10	Murray State 2-6	3-8	Murray State 2-6	3-8	Murray State 2-6	3-8				
UT Martin 0-7	1-10	Southeast Missouri 1-7	2-9	Southeast Missouri 1-7	2-9	Southeast Missouri 1-7	2-9				
		Jacksonville State 6-1	8-3	Jacksonville State 6-1	8-3	Jacksonville State 6-1	8-3				
2000	#Western Kentucky 7-0	11-2	2010	#Southeast Missouri 7-1	9-3	2020	#Western Kentucky 7-0	11-2			
#Eastern Illinois 6-1	8-4	#Southeast Missouri 7-1	9-3	#Eastern Illinois 6-1	8-4	#Eastern Illinois 6-1	8-4				
Tennessee Tech 5-2	8-3	#Jacksonville State 6-2	9-3	Tennessee Tech 5-2	8-3	Tennessee Tech 5-2	8-3				
Murray State 4-3	6-5	Jacksonville State 6-2	9-3	Eastern Kentucky 3-4	6-5	Eastern Kentucky 3-4	6-5				
Eastern Kentucky 3-4	6-5	Eastern Kentucky 5-2	6-5	Tennessee State 2-5	3-8	Tennessee State 2-5	3-8				
Tennessee State 2-5	3-8	Murray State 5-3	6-5	Southeast Missouri 2-5	3-8	Southeast Missouri 2-5	3-8				
Southeast Missouri 1-6	3-8	UT Martin 5-3	6-5	UT Martin 2-6	4-8	UT Martin 2-6	4-8				
UT Martin 0-7	2-9	Tennessee Tech 4-4	5-6	Tennessee Tech 4-4	5-6	Tennessee Tech 4-4	5-6				
		Eastern Illinois 2-6	2-9	Eastern Illinois 2-6	2-9	Eastern Illinois 2-6	2-9				
2001	#Eastern Illinois 6-0	9-1	2011	#Tennessee Tech 6-2	7-4	2021	#Eastern Illinois 6-0	9-1			
Eastern Kentucky 5-1	8-2	#Tennessee Tech 6-2	7-4	Jacksonville State 6-2	7-4	Eastern Kentucky 5-1	8-2				
Tennessee Tech 4-2	7-3	Jacksonville State 6-2	7-4	Eastern Kentucky 6-2	7-5	Tennessee Tech 4-2	7-3				
Tennessee State 3-3	8-3	#Eastern Kentucky 6-2	7-5	#Eastern Kentucky 6-2	7-5	Tennessee State 3-3	8-3				
Murray State 2-4	4-6	Murray State 5-3	7-4	Murray State 5-3	7-4	Murray State 2-4	4-6				
Southeast Missouri 1-5	4-7	Tennessee State 4-4	5-6	Tennessee State 4-4	5-6	Southeast Missouri 1-5	4-7				
UT Martin 0-6	1-10	UT Martin 4-4	5-6	UT Martin 4-4	5-6	UT Martin 0-6	1-10				
		Austin Peay 2-6	3-8	Austin Peay 2-6	3-8						
		Southeast Missouri 2-6	3-8	Southeast Missouri 2-6	3-8						
		Eastern Illinois 1-7	2-9	Eastern Illinois 1-7	2-9						

Legend

- FCS/II-AA Playoff Participant
 * - Evansville declared champion because Marshall and Louisville did not play required games in 1949
 ^ - Morehead State finished the year 3-8 overall but forfeited a game to Marshall to finish 2-9.

@ - Between 1980-85, not every OVC team played each other and instead counted substitute games as Conference contests.

1980 - TTU counted Troy State, Akron counted Youngstown State & Eastern Michigan. Morehead State counted Youngstown State.

1981 - YSU counted Delaware and Eastern Illinois. TTU counted ETSU, APSU counted James Madison.

1982 - YSU counted Western Kentucky.

1985 - YSU counted Florida A&M. Murray State counted Southwest Missouri State.

% - Morehead State finished the season 5-6 overall (2-4 OVC) but forfeited two non-conference and two conference games following the season

\$ - Jacksonville State was ineligible for OVC Championship due to a NCAA postseason ban (APR penalties)

& - Conference season played in spring due to COVID-19 pandemic. EKV opted out of playing league schedule.

ALL-TIME WINNING PERCENTAGES

Current Members	OVC Games	All Games
Eastern Illinois (1996-present)	116-79-0 (.595)	149-149-0 (.500)
Lindenwood (2022-present)	0-0-0 (.000)	0-0-0 (.000)
Murray State (1948-present)	240-259-9 (.481)	377-393-16 (.490)
Southeast Missouri (1991-present)	93-141-0 (.397)	130-219-0 (.372)
Tennessee State (1988-present)	110-133-0 (.453)	174-201-2 (.464)
Tennessee Tech (1949-present)	221-275-3 (.446)	345-429-9 (.446)
UT Martin (1992-present)	97-131-0 (.425)	137-199-0 (.408)
Former Members	OVC Games	All Games
Eastern Kentucky (1948-2020)	342-145-7 (.699)	506-283-13 (.639)
Western Kentucky (1948-81, 99-00)	132-87-9 (.599)	223-122-14 (.641)
Morehead State (1948-95)	83-223-5 (.275)	155-312-10 (.335)
Louisville (1948-49)	4-1-0 (.800)	13-8-0 (.619)
Evansville (1948-51)	10-9-2 (.524)	20-16-2 (.553)
Marshall (1949-51)	10-6-0 (.625)	13-17-1 (.435)
Middle Tennessee State (1952-98)	193-114-4 (.627)	297-205-9 (.592)
East Tennessee State (1958-77)	56-71-8 (.444)	85-105-9 (.450)
Akron (1980-86)	27-22-	



OHIO VALLEY CONFERENCE



OVC CHAMPIONS YEAR-BY-YEAR

<u>YEAR</u>	<u>SCHOOL</u>	<u>OVC</u>	<u>OVERALL</u>	<u>YEAR</u>	<u>SCHOOL</u>	<u>OVC</u>	<u>OVERALL</u>
1948	Murray State	3-1-0	9-1-0	1999	Tennessee State	7-0-0	11-1-0
	Evansville	3-1-0	5-3-0	2000	Western Kentucky	7-0-0	11-2-0
1949	Evansville	3-1-0	7-2-1	2001	Eastern Illinois	6-0-0	9-2-0
1950	Murray State	5-0-1	7-2-1	2002	Eastern Illinois	5-1-1	8-4-0
1951	Murray State	5-1-0	8-1-0		Murray State	5-1-1	7-5-0
1952	Tennessee Tech	4-1-0	9-1-0	2003	Jacksonville State	7-1-0	8-4-0
	Western Kentucky	4-1-0	8-1-0	2004	Jacksonville State	7-1-0	9-2-0
1953	Tennessee Tech	5-0-0	7-4-0	2005	Eastern Illinois	8-0-0	9-3-0
1954	Eastern Kentucky	5-0-0	8-0-1	2006	Eastern Illinois	7-1-0	8-5-0
1955	Tennessee Tech	5-0-0	7-3-0		UT Martin	6-1-0	9-3-0
1956	Middle Tennessee	5-0-0	7-2-0	2007	Eastern Kentucky	8-0-0	9-3-0
1957	Middle Tennessee	5-0-0	10-0-0	2008	Eastern Kentucky	7-1-0	8-4-0
1958	Middle Tennessee	5-1-0	8-2-0	2009	Eastern Illinois	6-2-0	8-4-0
	Tennessee Tech	5-1-0	7-3-0	2010	Southeast Missouri	7-1-0	9-3-0
1959	Middle Tennessee	5-0-1	10-0-1	2011	Tennessee Tech	6-2-0	7-4-0
	Tennessee Tech	5-0-1	7-2-2		Jacksonville State	6-2-0	7-4-0
1960	Tennessee Tech	6-0-0	8-2-0		Eastern Kentucky	6-2-0	7-5-0
1961	Tennessee Tech	6-0-0	7-3-0	2012	Eastern Illinois	6-1-0	7-5-0
1962	Eastern Kentucky	4-2-0	6-3-0	2013	Eastern Illinois	8-0-0	12-2-0
	East Tennessee	4-2-0	7-3-0	2014	Jacksonville State	8-0-0	10-2-0
	Middle Tennessee	4-2-0	6-4-0	2015	Jacksonville State	8-0-0	13-2-0
	Morehead State	4-2-0	5-3-0	2016	Jacksonville State	7-0-0	10-2-0
1963	Western Kentucky	7-0-0	9-0-1	2017	Jacksonville State	8-0-0	10-2-0
1964	Middle Tennessee	6-1-0	7-2-1	2018	Jacksonville State	7-1-0	9-4-0
1965	Middle Tennessee	7-0-0	10-0-0	2019	Austin Peay	7-1-0	11-4-0
1966	Morehead State	6-1-0	7-2-0		Southeast Missouri	7-1-0	9-4-0
1967	Eastern Kentucky	5-0-2	7-1-2	2020	Jacksonville State	6-1-0	10-3-0
1968	Eastern Kentucky	7-0-0	8-2-0	2021	UT Martin	5-1-0	10-3-0
1969	East Tennessee	6-0-1	9-0-1				
1970	Western Kentucky	5-1-1	8-1-1				
1971	Western Kentucky	5-2-0	8-2-0				
1972	Tennessee Tech	7-0-0	10-1-0				
1973	Western Kentucky	7-0-0	10-0-0				
1974	Eastern Kentucky	6-1-0	8-2-0				
1975	Tennessee Tech	6-1-0	9-1-0				
1976	Eastern Kentucky	6-1-0	8-3-0				
1977	Austin Peay	6-1-0	9-1-0				
1978	Western Kentucky	6-0-0	8-2-0				
1979	Murray State	6-0-0	9-2-1				
1980	Western Kentucky	6-1-0	9-1-0				
1981	Eastern Kentucky	8-0-0	12-2-0				
1982	Eastern Kentucky	7-0-0	13-0-0				
1983	Eastern Kentucky	6-1-0	7-2-1				
1984	Eastern Kentucky	6-1-0	8-4-0				
1985	Middle Tennessee	7-0-0	11-1-0				
1986	Eastern Kentucky	6-1-0	10-3-1				
	Murray State	6-1-0	7-4-1				
1987	Eastern Kentucky	5-1-0	9-3-0				
	Youngstown State	5-1-0	8-4-0				
1988	Eastern Kentucky	6-0-0	11-3-0				
1989	Middle Tennessee	6-0-0	9-4-0				
1990	Eastern Kentucky	5-1-0	10-2-0				
	Middle Tennessee	5-1-0	11-2-0				
1991	Eastern Kentucky	7-0-0	12-2-0				
1992	Middle Tennessee	8-0-0	10-3-0				
1993	Eastern Kentucky	8-0-0	8-4-0				
1994	Eastern Kentucky	8-0-0	8-4-0				
1995	Murray State	8-0-0	11-1-0				
1996	Murray State	8-0-0	11-2-0				
1997	Eastern Kentucky	7-0-0	8-4-0				
1998	Tennessee State	6-1-0	9-3-0				

CHAMPIONSHIPS BREAKDOWN

<u>School</u>	<u># of Titles</u>	<u>Last Title</u>
Eastern Kentucky*	21	2011
Middle Tennessee State*	11	1992
Tennessee Tech	10	2011
Jacksonville State*	9	2020
Murray State	8	2002
Western Kentucky*	8	2000
Eastern Illinois	7	2013
East Tennessee State*	2	1969
Evansville*	2	1949
Morehead State*	2	1966
Tennessee State	2	1999
Austin Peay*	2	2019
Southeast Missouri	2	2019
UT Martin	2	2006
Youngstown State*	1	1987
Lindenwood	0	-
Louisville*	0	-
Marshall*	0	-
Samford*	0	-

Current OVC Members in Bold

* No longer a OVC football-playing member institution



OHIO VALLEY CONFERENCE



ALL-TIME ALL-CONFERENCE TEAMS

1948
 E - Frank Wallheiser, WKU
 E - Bob Sanders, MUR
 T - John Hackney, MUR
 T - Harold Mullins, MOR
 G - Powell Puckett, MUR
 G - Delmas Freeman, EKU
 C - Paul Wright, EKU
 B - Jim Pickens, WKU
 B - Ross Lucia, UL
 B - Joe Trabue, UL
 B - Winnie Bill, MUR

1949
 E - Frank Wallheiser, WKU
 E - Jack Crouch, EU
 T - Harold Mullins, MOR
 T - John Hackney, MUR
 G - Carl Plantholt, EKU
 G - Robert Gerhardt, EU
 C - Alvin Cope, MUR
 B - Gene Logel, UL
 B - Ray Pelfrey, EKU
 B - Ed Zoretic, EKU
 B - Jerry Wing, MOR

1950
 E - Stewart Kirtley, MOR
 E - Flavious Smith, TTU
 T - Gilbert Mains, MUR
 T - Hoyte Threit, WKU
 G - Roy Hina, WKU
 G - George Maier, MAR
 C - Clyde McLaughlin, MOR
 B - Chuck Porter, MOR
 B - Phil Foster, MUR
 B - Joe Unfried, EU
 B - Jerry Wing, MOR

1951
 E - Flavious Smith, TTU
 E - James Swieczek, MAR
 T - Gilbert Mains, MUR
 T - Ed Wessel, EU
 G - Marv Rammelsburg, MOR
 G - Marvin Satterly, WKU
 C - Lawrence Gilbert, WKU
 B - Chuck Hertzler, EKU
 B - Jimmy Feix, WKU
 B - Bernie Behrendt, MUR
 B - Charles Fisher, EU

1952
OFFENSE
 E - Eddie Scott, TTU
 E - R. E. Simpson, WKU
 T - Chuck Schmitt, EKU
 T - Tom Fann, TTU
 G - Marvin Satterly, WKU
 G - Ben Chamness, MUR
 C - Bernie Fieler, MOR
 B - Jimmy Feix, WKU
 B - Bernie Behrendt, MUR
 B - Gene McFadden, WKU
 B - Bobby Young, MTSU

DEFENSE
 E - Alex Kilakowski, EKU
 E - Mac Catlett, MUR
 T - Howard Alsup, MTSU
 T - John Roberts, MUR
 G - Marvin Satterly, WKU
 G - John Satterly, MOR
 LB - Bernie Behrendt, MUR
 LB - Bernie Fieler, MOR
 HB - Garnett Rather, MTSU
 HB - Max Stevens, WKU
 S - John Bohna, MUR

1953
 E - Bill Ploumis, WKU
 E - Marshall Taylor, TTU
 T - Howard Alsup, MTSU
 T - James Parsons, TTU
 G - Marvin Satterly, WKU
 G - Carl Oakley, EKU
 C - Arnie Oaken, WKU
 B - Bobby Young, MTSU
 B - Roy Kidd, EKU
 B - Gene McFadden, WKU
 B - John Bohna, MUR
 B - Max Stevens, WKU

1954
 E - Fred Winscher, EKU
 E - Walt Apperson, WKU
 T - Frank Nassida, EKU
 T - James Passons, TTU
 G - Jerry Johns, EKU
 G - Joe Collier, EKU
 C - Tom Patterson, WKU
 B - James Hanlon, EKU
 B - Don Daly, EKU
 B - Garner Ezell, MTSU
 B - Bob Muller, EKU

1955
 E - Tom Schulte, EKU
 E - Don Heine, MUR
 T - Bill Hix, MTSU
 T - Bill Stogner, TTU
 G - Al Giordano, MUR
 G - Vernon Wilson, WKU
 C - Bill Strawn, WKU
 B - Terry Sweeney, MTSU
 B - Carl Walker, MUR
 B - Travis Akin, MTSU
 B - Ted Schwanger, TTU

1956
 E - Jerry Hurst, MTSU
 E - Don Heine, MUR
 T - Gerald DeLuca, MTSU
 T - Don Simon, TTU
 G - Al Giordano, MTSU
 G - Harold Greer, MTSU
 C - Don Plonk, MTSU
 B - Jerre Stripling, MUR
 B - Doug Caldwell, TTU
 B - Dave Bottos, MUR
 B - Terry Sweeney, MTSU

1957
 E - Jerry Hurst, MTSU
 E - G.E. McCormack, MTSU
 T - Darrell Ferguson, TTU
 T - Ralph Massey, MTSU
 G - Lester Rizer, MTSU
 G - Jim Hardin, WKU
 C - Tom Scott, MOR
 B - Bobby Hallum, MTSU
 B - John Sebest, EKU
 B - Marvin Roiman, MTSU
 B - Ken Wright, TTU

1958
 E - Rudy Schmittou, TTU
 E - Bert Dixon, MOR
 T - Don Franklin, MTSU
 T - Larry Nutter, WKU
 G - Willie Hickerson, MUR
 G - Jim Hardin, WKU
 C - Mickey Banyas, ETSU
 B - Bobby Hallum, MTSU
 B - Bucky Pitts, MTSU
 B - Dave Bishop, EKU
 B - Jack Morris, MUR

1959
 E - Tommy Hackler, TTU
 E - Brady Lockett, MTSU
 T - Ralph Adams, MTSU
 T - Steve Herszeg, EKU
 G - Eddie Miller, EKU
 G - Darman Place, ETSU
 C - Joe Graybeal, EKU
 B - Gordon Mason, TTU
 B - W.J. Shumaker, TTU
 B - Ray Purvis, MTSU
 B - Bucky Pitts, MTSU
 B - Gene Windham, MTSU

1960
 E - Tommy Hackler, TTU
 E - Bill Hughes, ETSU
 T - Ray Thomas, TTU
 T - Bob Burton, MUR
 G - Herb Wassom, WKU
 G - Joe Windham, MTSU
 C - Tom Scott, MOR
 QB - Gordon Mason, TTU
 HB - Ronnie Quillen, ETSU
 HB - Ralph Broyles, TTU
 FB - Larry Puryear, MTSU

1961
 E - George Dykes, MTSU
 E - Jim Hughes, WKU
 E - Rudy Schmittou, TTU
 T - Dave Baxter, TTU
 T - Ernie DeCourley, MOR
 G - Ralph McMillan, TTU
 G - Don MacDonald, EKU

C - Lowell Smith, TTU
 QB - Terry Bailey, MTSU
 HB - Jimmy Chittum, EKU
 HB - Howard Murphy, MOR
 FB - Ken Fults, TTU

1962
 E - Gary Foltz, MUR
 E - George Dykes, MTSU
 T - Pat Carter, ETSU
 T - Ernie DeCourley, MOR
 G - Harry Harman, ETSU
 G - Ken Goodhew, EKU
 C - Jerry Kirk, ETSU
 QB - Jimmy Baker, ETSU
 HB - Jimmy Chittum, EKU
 HB - Jim Shaeffer, TTU
 FB - Tommy Glover, MUR

1963
 E - John Mutchler, WKU
 E - George Dykes, MTSU
 T - Wayne King, ETSU
 T - Harold Chambers, WKU
 G - Joe Bugel, WKU
 G - John Wheeler, MUR
 C - Bryan Draper, TTU
 QB - Jimmy Baker, ETSU
 HB - Jim Burt, WKU
 HB - Dale Lindsey, WKU
 FB - Ron Reeves, TTU

1964
OFFENSE
 E - Jack Smith, MOR
 E - Pete Hunt, ETSU
 T - Jack Armstrong, MTSU
 T - Ed Bunio, APSU
 G - Ed Crum, WKU
 G - Bob Borkowski, TTU
 C - Dave Satterfield, APSU
 QB - Charlie Forrest, MUR
 HB - Jim Burt, WKU
 HB - David Holtsclaw, ETSU
 FB - Tommy Glover, MUR

DEFENSE
 E - Richard Pare, MOR
 E - Stan Napper, WKU
 T - James Osborne, MOR
 T - James Anderson, ETSU
 MG - Keith Atchley, MTSU
 LB - Dale Lindsey, WKU
 LB - John Wheeler, MUR
 B - Tim Chilcutt, APSU
 B - Jimbo Pearson, MTSU
 B - Pat Counts, WKU
 B - Carlton Flatt, APSU

1965
OFFENSE
 E - John Watson, MUR
 E - Ronnie Parson, APSU
 T - Charlie Mitchell, MUR
 T - Tom Fiveash, MTSU
 G - Roscoe Perkins, EKU
 G - Tommy Dobbs, APSU
 C - Bryan Draper, TTU
 QB - Teddy Morris, MTSU
 HB - Jerry Smith, MTSU
 HB - Dickie Moore, WKU
 FB - John Ogles, APSU

DEFENSE
 E - George Claxton, MTSU
 E - Chuck Siemon, EKU
 T - Tommy Dillard, APSU
 T - Roy Evans, EKU
 MG - Keith Atchley, MTSU
 LB - Bobby Byrd, APSU
 LB - Larry Dotson, MTSU
 B - Buddy Pfaadt, EKU
 B - Andy Toombs, APSU
 B - Tim Chilcutt, APSU
 B - Jim Whaley, TTU

1966
OFFENSE
 E - Aaron Marsh, EKU
 E - Ronnie Parson, APSU
 T - Paul Connor, MOR
 T - Calvin Walter, APSU
 G - Tommy Dobbs, APSU
 G - Steve Dillard, TTU
 C - Bill Holloway, TTU
 QB - Jim Guice, EKU
 HB - Tommy Gray, MOR
 B - Bob Holden, MTSU
 FB - John Ogles, APSU

DEFENSE
 E - George Claxton, MTSU
 E - Wes Simpson, WKU
 T - Bill Hull, TTU
 T - Frank Victory, MTSU
 MG - LeRoy Gray, ETSU
 LB - Larry Dotson, MTSU
 LB - Gary Virden, MOR
 B - Buddy Pfaat, EKU
 B - Andy Toombs, APSU
 B - Mike Smith, EKU
 B - Steve Edging, MTSU

1967
OFFENSE
 E - Aaron Marsh, EKU
 E - Harold Roberts, APSU
 T - Bill Brewer, EKU
 T - Larry Watkins, WKU
 G - Roy Bondurant, WKU
 G - Fred Troike, EKU
 C - Allen Hogan, WKU
 QB - Billy Walker, MTSU
 B - Dickie Moore, WKU
 B - Larry Schreiber, TT
 B - Harvey Tanner, MU

DEFENSE
 E - Charles Siemon, EKU
 E - George Claxton, MTSU
 T - Walter Heath, WKU
 T - Dave Haverdick, MOR
 MG - Ted Taylor, EKU
 LB - Ron Reed, EKU
 LB - Doug Linebarger, ETSU
 B - Harry Lenz, EKU
 B - Ron Overbay, ETSU
 B - Mike Matheny, MTSU
 B - Jim Garrett, WKU

1968
OFFENSE
 E - Harold Roberts, APSU
 E - Marvin Hicks, MOR
 T - Bill Brewer, EKU
 T - George Rice, MUR
 G - Fred Troike, EKU
 G - Tony Sims, MUR
 C - John Walton, ETSU
 QB - Larry Tillman, MUR
 TB - Larry Schreiber, TTU
 WB - Billy Hess, MUR
 FB - Louis Rogan, MOR
 PK - Jerry Pullins, EKU

DEFENSE
 E - Lawrence Brame, WKU
 E - Bill McPherson, TTU
 T - Walter Heath, WKU
 T - Dave Haverdick, MOR
 MG - Ted Taylor, WKU
 LB - Doug Linebarger, ETSU
 LB - Jim Moberly, EKU
 B - Ron Overbay, ETSU
 B - Howell Flatt, APSU
 B - Don Veatch, MUR
 B - Leon Wesley, MOR
 P - Ron Taylor, MTSU

1969
OFFENSE
 SE - Harold Roberts, APSU
 TE - Jack Wolf, MUR
 T - Andy Thompson, MTSU
 T - Darryl Sadowski, MOR
 G - Bill Swaggerty, TTU
 G - Don Williams, MUR
 C - John Walton, ETSU
 QB - Johnny Vance, WKU

RB - Larry Schreiber, TTU
 RB - Jim Brooks, EKU
 FB - John High, MOR
 PK - Ronnie Harrold, ETSU
DEFENSE
 E - Lawrence Brame, WKU
 E - Ron Mendheim, ETSU
 T - Dave Haverdick, MOR
 T - Frank Patterson, ETSU
 MG - Teddy Taylor, EKU
 LB - Doug Linebarger, ETSU
 LB - David Duval, MTSU
 B - Bill Casey, ETSU
 B - Bill Green, WKU
 B - Joe Mulvihill, TTU
 B - Al Guy, ETSU
 P - Bill Marston, MOR

1970
OFFENSE
 SE - Harold Roberts, APSU
 TE - David Wade, ETSU
 T - Charles Holt, MTSU
 T - Ed Mignery, MOR
 G - Harry Irwin, EKU
 G - Dennis Durso, WKU
 C - Greg Chestnut, ETSU
 QB - Larry Graham, ETSU
 TB - Jimmy Brooks, EKU
 WB - Jay Davis, WKU
 FB - Buch Evans, EKU
 PK - Steve Wilson, WKU

DEFENSE
 E - Lawrence Brame, WKU
 E - Willie Bush, ETSU
 T - Dave Ford, MUR
 T - Wallace Chambers, EKU
 LB - Jim Barber, WKU
 LB - Harry Lyles, MOR
 LB - James Croudepe, EKU
 DB - Bill Green, WKU
 DB - Bill Casey, ETSU
 DB - Larry Baldridge, MOR
 DB - Ed Miller, MTSU
 P - Chuck Cantrell, MUR

1971
OFFENSE
 WR - John High, MOR
 TE - James Wilson, EKU
 T - Terry Kokinda, WKU
 T - Mike Defino, TTU
 G - John Chuy, TTU
 G - Jim Inglis, MTSU
 C - Bill Sykes, WKU
 QB - Leo Peckenpaugh, WKU
 RB - Rick Fisher, MUR
 RB - Jeff Axel, TTU
 RB - Jimmy Brooks, EKU
 PK - Stan Watts, MUR

DEFENSE
 E - John Matlock, TTU
 E - Jim Hughes, APSU
 T - Bonnie Sloan, APSU
 T - Terry Thompson, WKU
 LB - Jim Youngblood, TTU
 LB - Frank Head, MUR
 LB - Jimmy Barber, WKU
 B - Ray Oldham, MTSU
 B - James Porter, EKU
 B - Robert Morehead, WKU
 B - Mike Rucker, MOR
 P - Mike Shawen, MTSU

1972
OFFENSE
 WR - Larry Kirksey, EKU
 TE - Gary Shirk, MOR
 T - Allen Byrd, TTU
 T - Bob Orsillo, MTSU
 G - Charlie Holt, MTSU
 G - Howard Cochran, TTU
 C - Jim Dorsey, TTU
 QB - Dave Schaezke, MOR
 RB - George Greenfield, MUR
 RB - Clarence Jackson, WKU
 RB - Jeff Axel, TTU
 PK - Butch Gentry, TTU

DEFENSE
 E - Brad Watson, WKU
 E - Elois Grooms, TTU



OHIO VALLEY CONFERENCE



T - Bonnie Sloan, APSU
 T - Wally Chambers, EKU
 LB - Jim Youngblood, TTU
 LB - Mike Hennigan, TTU
 LB - James Croudeper, EKU
 B - John Fitzpatrick, TTU
 B - Ray Oldham, MTSU
 B - Mike McCoy, WKU
 B - Andrew Francis, WKU
 P - Chuck Cantrell, MUR

1973

OFFENSE

WR - Porter Williams, WKU
 TE - Bill Farrell, MUR
 T - Mike Defino, TTU
 T - Charles Carpenter, MUR
 G - David Noliner, WKU
 G - Rodney Pickering, MUR
 C - Nick Nighswander, MOR
 QB - Alan Chadwick, ETSU
 RB - Don Clayton, MUR
 RB - Clarence Jackson, WKU
 RB - Alfred Thompson, EKU
 PK - Don Russell, MOR

DEFENSE

E - Jeff Williamson, ETSU
 E - Charles Echert, MUR
 T - Lonnie Schuster, WKU
 T - John Bushong, WKU
 LB - Aundra Skiles, WKU
 LB - Bruce Farris, MUR
 LB - Rich Thomas, EKU
 B - Mike McCoy, WKU
 B - Nate Porter, MTSU
 B - Bob Morehead, WKU
 B - Mark Hickman, MUR
 P - Charlie Johnson, WKU

1974

OFFENSE

WR - John Revere, EKU
 TE - Keith Mescher, MOR
 T - Robyn Hatley, EKU
 T - Charles Carpenter, MUR
 G - John Humphrey, WKU
 G - Joe Alvino, EKU
 C - David Carter, WKU
 QB - Thomas Pandolfi, MUR
 B - Everett Talbert, EKU
 B - Don Clayton, MUR
 B - Frank Jones, MOR
 PK - Earl Cody, EKU

DEFENSE

E - Keith Tandy, WKU
 E - Elois Grooms, TTU
 T - John Bushong, WKU
 T - Junior Hardin, EKU
 LB - Rick Green, WKU
 LB - Stan Roberts, EKU
 LB Dana Winningham, TTU
 B - Virgil Livers, WKU
 B - Vic Williams, MOR
 B - Peppy McCary, ETSU
 B - Robert Tripp, APSU
 P - Mike Shawen, MTSU

1975

OFFENSE

G - Joe Alvino, EKU
 G - Chip Carpenter, WKU
 T - Robyn Hatley, WKU
 T - Ed Burns, TTU
 RB - Mike Moore, MTSU
 RB - Scott McCallister, EKU
 WR - Elmo Boyd, EKU
 WR - Willie DeLoach, MUR
 TE - Keith Mescher, MOR
 QB - Gary Perdue, TTU
 PK - Murray Cunningham, TTU

DEFENSE

LB - Rick Green, WKU
 LB - Pee Wee Brown, ETSU
 LB - Howard Stidham, TTU
 L - Tony Plavich, TTU
 L - Keith Tandy, WKU
 L - Junior Hardin, EKU
 L - John Csir, MTSU
 B - John Leathers, WKU
 B - Vic Williams, MOR
 B - Ed McFarland, MUR
 P - Walt Herod, WKU

1976

OFFENSE

WR - Elmo Boyd, EKU
 WR - Craig Rolle, TTU
 TE - Keith Mescher, MOR
 T - Ed Burns, TTU
 T - Les Jones, APSU
 G - Joe Alvino, EKU
 G - Chip Carpenter, WKU
 C - Roosevelt Kelly, EKU
 QB - Ernie House, EKU
 B - Everett Talbert, EKU
 B - Mike Moore, MTSU
 B - Jimmy Woods, WKU
 B - Tony Harris, MOR
 PK - Hank Lagorce, MUR

DEFENSE

DL - Charles Norman, ETSU
 DL - Joe Jachimowicz, TTU
 DL - James Green, APSU
 LB - Biff Madon, WKU
 LB - Bob Bible, APSU
 LB - Terry McCabe, APSU
 LB - Jerry Spaeth, MOR
 DE - Keith Tandy, WKU
 DE - Chuck Wempe, MUR
 DB - Eddie McFarland, MUR
 DB - Anthony Miller, EKU
 DB - Johnny Tucker, TTU
 DB - Bruce Walker, MUR
 P - Don Rardin, MOR

1977

OFFENSE

B - Stan Mitchell, EKU
 B - Mike Moore, MTSU
 B - Waddell Whitehead, APSU
 B - Cecil Fore, TTU
 QB - Phil Simms, MOR
 TE - Joe Ware, TTU
 OT - Lance House, TTU
 OT - Randy Haerberlin, EKU
 OG - Chip Carpenter, WKU
 OG - Dean Stucky, EKU
 OG - Dan Hutchinson, MUR
 C - Darrell Williams, MTSU
 C - Jim Jez, MUR
 WR - Dennis Law, ETSU
 WR - Jim Nelson, EKU
 WR - Craig Rolle, TTU
 PK - Wayne Anderson, TTU

DEFENSE

DL - James Green, APSU
 DL - Reggie Bell, MTSU
 DL - Tony Towns, WKU
 LB - Biff Madon, WKU
 LB - Mo Bell, MTSU
 LB - Bob Bible, APSU
 DE - Ron Sebree, APSU
 DE - Dean Ratledge, TTU
 DB - Eddie McFarland, MUR
 DB - Greg Bauer, TTU
 DB - Anthony Miller, EKU
 DB - Mike Betts, APSU
 P - Randy Saunders, MTSU

1978

OFFENSE

B - Danny Johnson, MUR
 B - Dale Patton, EKU
 B - Cecil Fore, TTU
 QB - John Hall, WKU
 TE - David Thomas, MUR
 OT - Ken Dew, TTU
 OT - Joe Huenefeld, MOR
 OG - Dean Stucky, EKU
 OG - Dan Hutchinson, MUR
 C - David Neal, EKU
 WR - Craig Rolle, TTU
 WR - Eddie Preston, WKU
 K - Wayne Anderson, TTU

DEFENSE

DL - Tony Towns, WKU
 DL - Bruce Martin, MUR
 DL - Joe Richard, EKU
 DE - Ron Sebree, APSU
 DE - Chris Roberts, EKU
 LB - Stan Wright, MTSU
 LB - Reginald Hayden, WKU
 LB - Rodney Jefferson, MOR
 DB - Mike Betts, APSU
 DB - Danny Martin, EKU
 DB - Carl Brazley, WKU

DB - Lynn Hailstock, APSU
 DB - Joe Grimsley, APSU
 P - Steve Davis, TTU

1979

FIRST TEAM OFFENSE

B - Bernard McIntosh, MOR
 B - Dale Patton, EKU
 B - Danny Johnson, MUR
 QB - John Hall, WKU
 TE - Ricky Gwinn, WKU
 OT - Ken Dew, TTU
 OT - Charlie Young, MOR
 OG - Jeff Alsop, WKU
 OG - Kevin Greve, EKU
 OG - Fred Rockymore, TTU
 C - David Neal, EKU
 WR - Eddie Preston, WKU
 K - David Flores, EKU

FIRST TEAM DEFENSE

DL - Richard Wozniak, APSU
 DL - Joe Richard, EKU
 DL - Tim Ford, WKU
 DL - Rick Lanpher, MUR
 DE - Carl Estelle, WKU
 DE - Glen Jones, MUR
 LB - Rodney Jefferson, MOR
 LB - Bob McIntyre, EKU
 DB - Terry Love, MUR
 DB - Lynn Hailstock, APSU
 DB - Danny Martin, EKU
 DB - Greg Evans, MUR
 P - Steve Davis, TTU

SECOND TEAM OFFENSE

RB - Alvin Miller, EKU
 RB - Sam Smith, TTU
 QB - Bill Hughes, EKU
 QB - Ricky Ray, MUR
 TE - Bruce Bryant, MUR
 OL - Vernon Broadnax, MUR
 OL - Stan Burns, APSU
 WR - Jerry Parrish, EKU
 TE - Kris Robbins, MUR
 OL - Norman Fell, MUR
 K - Gerald Robinson, MTSU

SECOND TEAM DEFENSE

DL - Tim Brewer, MOR
 DL - Mike Watson, MUR
 DE - Timi Frommeyer, EKU
 DE - Ronnie Dyer, TTU
 DE - Lamar Williams, MUR
 LB - Tommy Warren, MOR
 LB - Chuck DeLacey, WKU
 DB - Greg Bright, MOR
 DB - George Floyd, EKU
 DB - Joe Grimsley, APSU
 DB - Greg Hamilton, TTU
 P - Ray Farmer, WKU

1980

FIRST TEAM OFFENSE

B - Troy Snardon, WKU
 B - Dorrn Hunter, MOR
 QB - Sonny Defillipis, APSU
 TE - Ricky Gwinn, WKU
 OT - Phil Rich, WKU
 OT - Darryl Lawson, EKU
 OG - Pete Walters, WKU
 OG - Kevin Greve, EKU
 C - Joe Schipske, EKU
 WR - Steve Puthoff, APSU
 WR - Jerry Flippin, WKU
 K - Wayne Anderson, TTU

FIRST TEAM DEFENSE

DL - Donnie Evans, WKU
 DL - Rick Lanpher, MUR
 DL - James Shelton, EKU
 DE - Brett Williams, APSU
 DE - Glenn Jones, MUR
 LB - Donald White, MUR
 LB - Brad Reese, AKR
 DB - George Floyd, EKU
 DB - Barry Bumm, WKU
 DB - Terry Love, MUR
 DB - Lamont Meacham, WKU
 P - Ray Farmer, WKU

SECOND TEAM OFFENSE

RB - Dennis Brumfield, AKR
 RB - Nate Jones, WKU
 RB - Dale Patton, EKU
 QB - Chris Isaac, EKU
 TE - Tim Devine, MOR
 OT - Charles Tucker, APSU

OT - Ronnie Dyer, TTU
 OG - Davey Locke, TTU
 C - Greg Gallas, WKU
 WR - David Booze, EKU
 WR - Jack Kelly, TTU
 K - David Flores, EKU

SECOND TEAM DEFENSE

DL - Tim Ford, WKU
 DL - Jeff Gardner, MUR
 DL - Don Edwards, TTU
 DE - Lamar Williams, MUR
 DE - Mark Daniel, APSU
 LB - Danny Gooch, MOR
 LB - Alex Dominguez, EKU
 DB - Greg Evans, MUR
 DB - James Griffin, MTSU
 DB - Rodney Byrd, EKU
 DB - Tony Chatman, TTU
 P - Andy Graham, AKR

1981

OFFENSE

B - Terence Thompson, EKU
 B - Paris Wicks, YSU
 QB - Gino Gibbs, MUR
 TE - Brad Millice, TTU
 OT - David Dhrkop, EKU
 OT - Phil Poirier, MUR
 OG - Kevin Greve, EKU
 OG - Chris Taylor, EKU
 C - Brad Johnson, MUR
 WR - John Newby, WKU
 WR - Jerry Parrish, EKU
 K - Kelly Potter, MTSU

DEFENSE

DL - Donnie Evans, WKU
 DL - Randy Taylor, EKU
 DL - Emanuel Toles, MTSU
 DE - Dennis Mix, MTSU
 DE - Tom Cullen, YSU
 LB - Alex Dominguez, EKU
 LB - Paul Gray, WKU
 LB - Brad Reese, AKR
 DB - George Floyd, EKU
 DB - Barry Bumm, WKU
 DB - Greg Evans, MUR
 DB - James Griffin, MTSU
 P - John Christopher, MOR

1982

OFFENSE

B - Paris Wicks, YSU
 B - James Black, AKR
 QB - Tuck Woolum, EKU
 TE - Tron Armstrong, EKU
 OT - Rick McDonald, YSU
 OT - Charles Tucker, APSU
 OG - Chris Taylor, EKU
 OG - Phil Poirier, MUR
 C - Brian Clark, AKR
 WR - Steve Bird, EKU
 WR - Mark Ledford, MOR
 WR - Stan Trice, MUR
 K - Dennis Heckman, AKR

DEFENSE

DL - Emmanuel Toles, MTSU
 DL - Randy Taylor, EKU
 DL - Joe Myers, AKR
 DE - Dennis Mix, MTSU
 DE - Tony Philpott, AKR
 LB - Alex Dominguez, EKU
 LB - Ed Grimsley, AKR
 DB - James Griffin, MTSU
 DB - Billy Blaylock, TTU
 DB - Ronald Hopkins, MUR
 DB - Dave Peters, YSU
 P - John Christopher, MOR
 K - Dennis Heckman, AKR

1983

OFFENSE

B - James Black, AKR
 B - Vince Hall, MTSU
 QB - Mickey Corwin, MTSU
 TE - John Goode, YSU
 OT - Rick Brunot, YSU
 OT - Mike Bobek, EKU
 OG - Roger Carroll, MTSU
 OG - Jimmy Hopkins, MUR
 C - Chris Sullivan, EKU
 WR - Tron Armstrong, EKU
 WR - Mark Ledford, MOR
 K - Kelly Potter, MTSU

DEFENSE

DL - Dave Arango, AKR
 DL - Dan Coleman, MUR
 DL - Mike McSnane, EKU
 DE - Russell Holmes, AKR
 DE - Jim Piercefield, MUR
 LB - Jeff Lake, AKR
 LB - David Hill, EKU
 DB - Don Griffin, MTSU
 DB - Robert Johnson, AKR
 DB - Anthony Jones, EKU
 DB - Mike Newton, APSU
 P - Scott Meadows, TTU

1984

OFFENSE

TB - Vince Hall, MTSU
 TB - Mike Clark, AKR
 FB - Mike Hardie, YSU
 QB - Mike Hanlin, MOR
 TE - Frank Pokorny, YSU
 OT - Joe Spadafino, EKU
 OT - Colby Schreckengost, MUR
 OG - Phil Cowan, MTSU
 OG - Billy Poe, MOR
 C - Chris Sullivan, EKU
 WR - Todd Short, MOR
 WR - Willie Davis, AKR
 K - Kelly Potter, MTSU

DEFENSE

DL - Dan Coleman, MUR
 DL - Jim Barlow, APSU
 DL - Wayne Grant, AKR
 DE - Chris Stec, YSU
 DE - Charles Keller, EKU
 LB - Fred Harvey, EKU
 LB - Pat Toler, YSU
 DB - Don Griffin, MTSU
 DB - Anthony Jones, EKU
 DB - Ralph Robinson, MUR
 DB - Ron Shegog, APSU
 P - Nick Xides, YSU

1985

OFFENSE

TB - Mike Clark, AKR
 TB - Gerald Anderson, MTSU
 TB - James Crawford, EKU
 FB - Tony Burse, MTSU
 QB - Marvin Collier, MTSU
 TE - Mike Clark, MTSU
 OT - Keith Bosley, EKU
 OT - David Kercell, MTSU
 OG - Joe Spadafino, EKU
 OG - Cecil Andrews, MTSU
 C - Mike Teifke, AKR
 WR - Rick Shepas, YSU
 WR - Lee McCormick, MUR
 K - Russ Klaus, AKR

DEFENSE

DL - Wayne Grant, AKR
 DL - Aaron Jones, EKU
 DL - Martin Chapman, APSU
 DE - Scott Fox, APSU
 DE - Bill Hadden, AKR
 LB - Ed Grimsley, AKR
 LB - Roosevelt Colvard, MTSU
 DB - Don Griffin, MTSU
 DB - Ron Shegog, APSU
 DB - James Yarbrough, MUR
 DB - Willie Thompson, TTU
 P - Nick Xides, YSU

1986

OFFENSE

TB - Mike Clark, AKR
 TB - Dwight Stone, MTSU
 FB - Tony Burse, MTSU
 QB - Adrian Breun, MOR
 TE - Chris Kelley, AKR
 OT - John Jackson, EKU
 OT - Ron Pasquale, AKR
 OG - Billy Poe, MOR
 OG - Cecil Andrews, MTSU
 C - Byron Ingram, EKU
 WR - Rick Shepas, YSU
 WR - Stanley Howard, MUR
 K - Dale Dawson, EKU

DEFENSE

DL - Eugene Banks, EKU
 DL - Willie Bester, MUR
 DL - Harold Torrens, EKU
 DE - John Klingel, EKU



OHIO VALLEY CONFERENCE



DE - Tony Woodle, MUR
 LB - Fred Harvey, EKU
 LB - Eddie Walls, APSU
 LB - Roosevelt Colvard, MTSU
 DB - Pat Smith, EKU
 DB - Danny Copeland, EKU
 DB - Dejuan Buford, MTSU
 DB - Brian Moran, AKR
 P - Greg Burke, MOR

1987

OFFENSE

RB - Elroy Harris, EKU
 RB - Lorenza Rivers, TTU
 RB - James Crawford, EKU
 QB - Trenton Lykes, YSU
 TE - Elliott Fedd, YSU
 OT - John Jackson, EKU
 OT - David Miller, EKU
 OG - Roy Berkemeier, APSU
 OG - Gary Greve, EKU
 C - Marshall Sills, MUR
 WR - Stanley Howard, MUR
 WR - Kenneth Gilstrap, TTU
 K - Paul Hickert, MUR

DEFENSE

DL - Aaron Jones, EKU
 DL - Eugene Banks, EKU
 DL - Harold Torrens, EKU
 DE - Kenny Tippins, MTSU
 DE - Jessie Small, EKU
 LB - Paul Solis, YSU
 LB - Thomas Squires, TTU
 DB - Danny Copeland, EKU
 DB - Jimmy Isom, TTU
 DB - Darrien Thomas, MTSU
 DB - Rod Henderson, YSU
 P - Greg Burke, MOR

1988

OFFENSE

OT - Eric Crigler, MUR
 OT - Joe Gagliano, MOR
 OG - Mike Kelly, EKU
 OG - Mark Burke, MUR
 C - Mike Delvisco, EKU
 TE - Oscar Angulo, EKU
 QB - Michael Proctor, MUR
 TB - Elroy Harris, EKU
 FB - Tim Lester, EKU
 WR - Mike Cadore, EKU
 WR - Glen Arterburn, MUR
 WR - Ty Howard, MOR
 K - Greg Duncan, MUR

DEFENSE

DL - Jack Pittman, MTSU
 DL - Anthony Pleasant, TSU
 DL - Jim Murphy, MUR
 DE - Kenny Tippins, MTSU
 DE - Jessie Small, EKU
 LB - Don Thomas, MTSU
 LB - Chris Coffey, EKU
 DB - Tommy Barnes, MTSU
 DB - Kelly Cutright, EKU
 DB - Ben Robinson, TSU
 DB - Elzie Anderson, APSU
 P - Chuck Daniel, MTSU

HONORABLE MENTION

C - Marshall Sills, MUR
 QB - Lorenzo Fields, EKU
 TB - Joe Campbell, MTSU
 DL - Lance Golden, MUR
 LB - Roderick Reed, TSU
 DE - Tim Tomaszewski, EKU
 DB - Myron Guyton, EKU
 DB - Chuck Swafford, MTSU
 DB - Michael Thornton, TTU

1989

FIRST TEAM OFFENSE

OT - Al Jacevicius, EKU
 OT - Eric Crigler, MUR
 OG - Mark Mitchell, EKU
 OG - Keith Askin, MUR
 C - Jim Von Handorf, EKU
 TE - Melvin James, MTSU
 QB - Michael Proctor, MUR
 TB - Markus Thomas, EKU
 TB - Joe Campbell, MTSU
 FB - Wade Johnson, MTSU
 WR - Glen Arterburn, MUR
 WR - Randy Bohler, EKU
 K - Ryan Weeks, TTU

FIRST TEAM DEFENSE

DL - Bernard Rhodes, EKU
 DL - Anthony Pleasant, TSU
 DL - Ernest Thompson, EKU
 DE - Greg Pollard, MTSU
 DE - Anthony Brewer, MUR
 LB - Anthony Coleman, MTSU
 LB - Simon Shanks, TSU
 DB - Jimmy McCamey, MTSU
 DB - Tony Stargell, TSU
 DB - Joe Stone, TSU
 DB - Felix Parham, TTU
 P - Chuck Daniel, MTSU

SECOND TEAM OFFENSE

OT - Gerald Hall, TSU
 OT - Eric Coker, MOR
 OG - Michael Sharpe, TSU
 OG - Brooks Dalrymple, EKU
 C - Walter Underwood, MOR
 TE - Al Griffin, TSU
 QB - Lorenzo Fields, EKU
 TB - Jerome Williams, MOR
 FB - John Webb, TTU
 WR - Ty Howard, MOR
 WR - Kenny Donaldson, MTSU
 WR - Anthony Owens, TSU
 K - Joe Lisle, MTSU

SECOND TEAM DEFENSE

DL - Marlon Placide, TTU
 DL - Arbutus Price, TSU
 DL - Toby Gilbert, EKU
 DE - Brett Kolnick, EKU
 DE - David Gifford, MOR
 LB - Danny Amato, MUR
 LB - Gerald Dossett, TTU
 DB - Darrell Beavers, MOR
 DB - Robbie Andrews, EKU
 DB - Chris McNamee, EKU
 DB - Mike Turner, MOR
 P - Tracy Graham, TTU

1990

OFFENSE

OT - Steve McAdoo, MTSU
 OT - Carl Satterly, EKU
 OG - John Holmes, EKU
 OG - Tim Wimbley, EKU
 C - Jerry Jared, TTU
 TE - Anthony Owens, TSU
 QB - Phil Ironside, MTSU
 RB - Joe Campbell, MTSU
 FB - Wade Johnson, MTSU
 WR - Vince Parks, MTSU
 WR - Marcus Dowdell, TSU
 K - Matt Crews, MTSU

DEFENSE

DL - Ernest Thompson, EKU
 DL - Richard Shadwick, MOR
 DL - Greg McKee, EKU
 DE - David Wilkins, EKU
 DE - Brett Kolnick, EKU
 DE - Greg Pollard, MTSU
 LB - Anthony Coleman, MTSU
 LB - Kelly Blount, EKU
 DB - Marty Carter, MTSU
 DB - Jimmy McCamey, MTSU
 DB - Darrell Beavers, MOR
 DB - Craig Brooks, EKU

HONORABLE MENTION

OG - Keith Askin, MUR
 OT - Al Jacevicius, EKU
 C - Jim VonHandorf, EKU
 TE - Steve Dark, MTSU
 TE - Brandon Ford, MOR
 QB - Chris Swartz, MOR
 RB - Tim Lester, EKU
 WR - David Pingue, MOR
 K - J.J. Flournoy, TSU
 DL - Chris Burns, MTSU
 LB - Danny Amato, MUR
 DE - Mike Caldwell, MTSU
 DB - Felix Parham, TTU
 P - Chuck Daniel, MTSU

1991

FIRST TEAM OFFENSE

OT - Steve McAdoo, MTSU
 OT - Carl Satterly, EKU
 OG - Mike Roth, EKU
 OG - Tim Wimbley, EKU
 C - John Macon, TSU
 TE - Steve Dark, MTSU
 QB - James Wade, TSU

RB - Joe Campbell, MTSU
 FB - Tim Lester, EKU
 WR - Darrell Parks, SEMO
 WR - Vince Parks, MTSU
 K - Garth Petrilli, MTSU

FIRST TEAM DEFENSE

DL - Ernest Thompson, EKU
 DL - Chris Burns, MTSU
 DL - Greg McKee, EKU
 LB - Scott Boykin, MTSU
 LB - Elliot Pilton, TSU
 DE - David Wilkins, EKU
 DE - Randy Wardlow, EKU
 DB - Jamie Redmond, MTSU
 DB - Chris McNamee, EKU
 DB - James Chinn, SEMO
 DB - Tyrone Fisher, MOR
 P - Colin Godfrey, TSU

SECOND TEAM OFFENSE

OT - Larry Sharpe, TSU
 OT - Greg Armstrong, MUR
 OG - Chris Smith, MTSU
 OG - James Appel, MOR
 C - Brandon Norman, SEMO
 TE - Jesse Oliverson, MOR
 QB - Kelly Holcomb, MTSU
 QB - Eric Cohoon, SEMO
 RB - Markus Thomas, EKU
 FB - Dave Cox, MUR
 WR - Patrick Robinson, TSU
 WR - Marcus Dowdell, TSU
 K - Daniel Gipson, TTU

SECOND TEAM DEFENSE

DL - Chad Bratzke, EKU
 DL - Jeff Crutchfield, APSU
 DL - Ricky Sanders, TTU
 DL - Randy Houston, MTSU
 DE - Mike Caldwell, MTSU
 DE - Shane Queen, TTU
 LB - Maurice Drain, TTU
 LB - Fred Johnson, MOR
 DB - Sheldrick Hawkins, TSU
 DB - Carlos Tuck, MOR
 DB - Pete Hoston, MUR
 DB - Jerod Thomas, MOR
 P - Bryan Barrett, EKU

1992

FIRST TEAM OFFENSE

OT - Steve McAdoo, MTSU
 OT - Brian Pressler, EKU
 OG - Mike Thomas, EKU
 OG - Mike Hodge, SEMO
 C - Brandon Norman, SEMO
 TE - Steve Dark, MTSU
 QB - Kelly Holcomb, MTSU
 RB - Markus Thomas, EKU
 FB - Walt Crowder, MTSU
 WR - Patrick Robinson, TSU
 WR - Glenn Krupa, SEMO
 K - Garth Petrilli, MTSU

FIRST TEAM DEFENSE

DL - Chad Bratzke, EKU
 DL - Randy Houston, MTSU
 DL - Richard Shadwick, MOR
 DL - Mike Caldwell, MTSU
 LB - Maurice Draine, TTU
 DE - Fred Johnson, MOR
 DE - Richard Darden, APSU
 DB - Jamie Richmond, MTSU
 DB - Brad Ladd, EKU
 DB - Mike Stewart, TTU
 DB - Eric McBroom, MTSU
 P - Colin Godfrey, TSU

SECOND TEAM OFFENSE

OT - Robert Moorman, TSU
 OT - Shawn Corbett, SEMO
 OT - Derrick Shepherd, TTU
 OG - Marcus Kimbrell, MUR
 OG - Gerod Duff, TSU
 C - Larry Maggard, MOR
 TE - Charles Hunter, TSU
 QB - James Wade, TSU
 RB - Walter Dunson, MTSU
 FB - Carlo Stallings, EKU
 WR - Vince Parks, MTSU
 WR - Aaron Layton, SEMO
 WR - Scott Stidham, UTM
 K - Todd Duffy, EKU

SECOND TEAM DEFENSE

DL - Montrell Toney, MTSU
 DL - Joe Keating, UTM
 DL - Doug Berg, SEMO

DE - Shane Queen, TTU
 DE - Melvin Aldridge, MUR
 LB - Jabbar Troutman, MTSU
 LB - Jaime Phillips, MOR
 DB - James Chinn, SEMO
 DB - Brent Alexander, TSU
 DB - Randy Fuller, TSU
 DB - Tyrone Fisher, MOR
 P - Tim McNamee, EKU

1993

FIRST TEAM OFFENSE

OT - Patrick Hicks, MTSU
 OT - Jason Combs, EKU
 OG - James Hand, EKU
 OG - Chris Reid, TTU
 C - Joel Woods, EKU
 TE - Xavier Shepherd, MUR
 QB - Mike Jones, TTU
 RB - Leon Brown, EKU
 RB - Kippy Bayless, MTSU
 WR - Lawrence Segree, TSU
 WR - Charles Malone, UTM
 K - Garth Petrilli, MTSU

FIRST TEAM DEFENSE

DL - Doug Berg, SEMO
 DL - Gerome Gardner, TSU
 DL - Craig Long, TTU
 DE - Chad Bratzke, EKU
 DE - Shane Queen, TTU
 LB - Maurice Draine, TTU
 LB - Carlos Timmons, EKU
 DB - Brent Alexander, TSU
 DB - Randy Fuller, TSU
 DB - Chris Guyton, EKU
 DB - Dewayne Harper, UTM
 P - Tim McNamee, EKU

SECOND TEAM OFFENSE

OT - Royce McGowan, TSU
 OT - Dave Stukenberg, SEMO
 OT - J.B. Norment, UTM
 OG - Marcus Kimbrell, MUR
 OG - Todd Neace, MOR
 C - Tracy Russell, TTU
 TE - Jason Dunn, EKU
 QB - Kelly Holcomb, MTSU
 QB - Daryl Williams, TSU
 RB - Mike Penman, EKU
 RB - Kelvin Anderson, SEMO
 RB - Michael Penix, TTU
 WR - Dennis Mimms, MTSU
 WR - Clarence Jones, TSU
 K - Marc Collins, EKU

SECOND TEAM DEFENSE

DL - Brian Pankey, TTU
 DL - Daryle Wagner, EKU
 DL - Brian Turpin, MOR
 DE - Anthony Hutch, MUR
 DE - Don Mathews, MOR
 LB - Anthony Hicks, MTSU
 LB - Brian Spano, UTM
 DB - Jermaine Scott, MUR
 DB - Barry Clark, MOR
 DB - Tab Vowell, UTM
 DB - Michael Swift, APSU
 P - Derek Norton, SEMO

1994

FIRST TEAM OFFENSE

OT - Patrick Hicks, MTSU
 OT - Jason Combs, EKU
 OG - James Hand, EKU
 OG - Chris Reid, TTU
 C - Tracy Russell, TTU
 TE - Chris Whitefield, EKU
 QB - Kelly Holcomb, MTSU
 RB - Kippy Bayless, MTSU
 RB - Kelvin Anderson, SEMO
 WR - Lawrence Segree, TSU
 WR - Cory Simpson, MTSU
 K - Garth Petrilli, MTSU

FIRST TEAM DEFENSE

DL - Doug Berg, SEMO
 DL - Roosevelt Givens, EKU
 DL - Brian Pankey, TTU
 DE - David Bell, TSU
 DE - Brian Harvey, APSU
 LB - Tony McCombs, EKU
 LB - Nathaniel Claybrooks, MTSU
 LB - Brian Spano, UTM
 DB - Cedric Davis, TSU
 DB - Eric McBroom, MTSU

DB - Dewayne Harper, UTM
 DB - Joe Smith, EKU
 DB - Darrell Williams, TSU
 P - Marc Collins, EKU

SECOND TEAM OFFENSE

OT - Dave Stukenberg, SEMO
 OT - J.B. Norment, UTM
 OG - Royce McGowan, TSU
 OG - Steve Haywood, APSU
 C - Durand Frierson, SEMO
 C - Mike Gossett, MUR
 TE - Scott Trent, TTU
 QB - John Sacca, EKU
 RB - Darron Davis, TSU
 RB - Michael Penix, TTU
 WR - Bobby Washington, EKU
 WR - Clarence Jones, TSU
 K - Marc Collins, EKU

SECOND TEAM DEFENSE

DL - Jim Lackey, TSU
 DL - Brad Godwin, UTM
 DL - Angel Rubio, SEMO
 DE - Derick Pinkney, MOR
 DE - Cordez Vaughn, SEMO
 LB - Bobby Haggerty, SEMO
 LB - Carlos Timmons, EKU
 DB - Cliff Freeman, MOR
 DB - Bob Head, EKU
 DB - Kevin Jackson, TTU
 DB - Greg Klund, SEMP
 P - Brandon Thomas, MTSU

1995

FIRST TEAM OFFENSE

OT - Jason Combs, EKU
 OT - Burt Talley, MTSU
 OG - James Hand, EKU
 OG - Mike Ruppe, MUR
 C - Brian Cox, MUR
 TE - Scott Trent, TTU
 QB - Mike Cherry, MUR
 RB - Derrick Cullors, MUR
 RB - William Murrell, EKU
 WR - Dee Mostiller, MTSU
 WR - Gerald Bentley, TTU
 K - Chris Dill, MUR

RET - Dione Tyler, SEMP

FIRST TEAM DEFENSE

DL - Brad Godwin, UTM
 DL - Anthony McCord, MTSU
 DL - Anthony Hutch, MUR
 DL - Anthony Hicks, MTSU
 LB - Tony McCombs, EKU
 LB - Nathaniel Claybrooks, MTSU
 LB - Ronnie Merritt, MUR
 DB - William Hampton, MUR
 DB - Fred Thomas, UTM
 DB - Frank Russell, SEMO
 DB - Joe Ganns, EKU
 P - Marc Collins, EKU

SECOND TEAM OFFENSE

OT - Royce McGowan, TSU
 OT - Mark Robinson, MUR
 OG - Chris Reid, TTU
 OG - Mike Nielsen, SEMO
 C - Durand Frierson, SEMO
 TE - Chris Whitefield, EKU
 QB - Tommy Luginbill, EKU
 RB - Michael Penix, TTU
 WR - Jerome Hurd, TSU
 RB - Brigham Lyons, MTSU
 WR - Kwabene Idelette, MUR
 WR - Gary Williams, APSU
 K - Marc Collins, EKU

RET - Fred Thomas, UTM

SECOND TEAM DEFENSE

DL - Emmanuel Duviella, MUR
 DL - David Hoelscher, EKU
 DL - Jim Lackey, TSU
 DL - Steve Gulash, EKU
 LB - Reuel Shepherd, MUR
 LB - Ronnie Bell, EKU
 LB - Ryan Falck, TSU
 LB - Bobby Haggerty, SEMP
 DB - Renardo Hampton, MUR
 DB - Robert Taylor, TTU
 DB - Kirk Pointer, APSU
 DB - Victor Bonds, TSU
 DB - Kenny Thomas, MUR
 P - Erik Lombard, MUR

1996

FIRST TEAM OFFENSE



OHIO VALLEY CONFERENCE



OT - Travis Hunerburg, EIU
 OT - Roger Orlando, EKU
 OG - Brandyon Brantley, EKU
 OG - Lemont Clark, EIU
 C - Chris Westenberger, EIU
 TE - Mitch Fryer, SEMO
 QB - Mike Cherry, MUR
 RB - Anthony Downs, MUR
 RB - William Murrell, EIU
 WR - Dee Mostiller, MTSU
 WR - Reginald Swinton, MUR
 K - Rob Hart, MUR
 RET - Dee Mostiller, MTSU

FIRST TEAM DEFENSE

DL - Anthony Hutch, MUR
 DL - Anthony Hicks, MTSU
 DL - Byron DeGraffenreid, MTSU
 DL - Lamar Carter, TSU
 LB - Tony McCombs, EIU
 LB - Ronnie Merritt, MUR
 LB - Sammy Sanders, TTU
 LB - Britt Bowen, EIU
 DB - Robert Taylor, TTU
 DB - William Hampton, MUR
 DB - Scooter Asel, EIU
 DB - Clifford Green, TSU
 P - Jay Henderson, TTU

SECOND TEAM OFFENSE

OT - Willy Van Gorder, MUR
 OT - Mike Lytle, TTU
 OG - Mark Robinson, MUR
 OG - Gary McVicar, TTU
 OG - Shawn Thompson, TSU
 C - Son Tran, EIU
 TE - Bob Rosenstiel, EIU
 QB - Mike Simpson, EIU
 RB - Justin Lynch, EIU
 RB - David McCann, MUR
 WR - Juan Hall, TSU
 WR - Jesse Jones, MUR
 K - Keegan Ray, MTSU
 RET - William Murrell, EIU
 RET - Chris Watson, EIU

SECOND TEAM DEFENSE

DL - Anthony McCord, MTSU
 DL - Angel Rubio, SEMO
 DL - John Moyer, EIU
 DL - Antonio Strobidge, UTM
 LB - Brian Burton, SEMP
 LB - Thomas Williams, APSU
 LB - Rodney Wilson, EIU
 DB - Greg Klund, SEMO
 DB - Hasheem Rasheed, EIU
 DB - Darrell Hinton, TSU
 DB - Bob Head, EIU
 P - Shawn Denzer, EIU

1997

FIRST TEAM OFFENSE

OT - Dan Brown, MUR
 OT - Tyrone Hopson, EIU
 OG - Pete Wilkes, EIU
 OG - Josh Hunter, EIU
 C - Chris Dunkle, EIU
 TE - Gary Davis, MTSU
 QB - Simon Fuentes, EIU
 RB - Anthony Downs, MUR
 RB - Derick Logan, EIU
 WR - Tyrone Butterfield, TSU
 WR - Rondel Menendez, EIU
 K - Rob Hart, MUR
 RET - Tyrone Butterfield, TSU

FIRST TEAM DEFENSE

DL - Angel Rubio, SEMO
 DL - David Hoelscher, EIU
 DL - Branon Vaughn, TTU
 DL - Eddie Arnell, TTU
 LB - Thomas Williams, EIU
 LB - Ronnie Merritt, MUR
 LB - Sammy Sanders, TTU
 DB - Kenny Thomas, MUR
 DB - Chris Watson, EIU
 DB - Chris Guyton, EIU
 DB - Fred Hambrick, SEMO
 P - Justin Terrill, SEMO

SECOND TEAM OFFENSE

OT - Wes Gallagher, TTU
 OT - Bennie Anderson, TSU
 OG - Mark Robinson, MUR
 OG - Shawn Thompson, TSU
 C - Brian Cox, MUR
 TE - Mitch Fryer, SEMO
 QB - Jonathan Quinn, MTSU

QB - Mike Simpson, EIU
 RB - Justin Lynch, EIU
 RB - Darriel Ruffin, UTM
 WR - Walter Hill, TTU
 WR - Dante Bryant, SEMO
 K - John Wright, EIU
 RET - Bobby Washington, EIU

SECOND TEAM DEFENSE

DL - Marcus Stepp, MUR
 DL - Justin Ernest, EIU
 DL - Troy Baglio, SEMO
 DL - Antonio Strobidge, UTM
 LB - Britt Bowen, EIU
 LB - Rodney Wilson, EIU
 LB - Armand Williams, TSU
 DB - Josh Symonette, TTU
 DB - Corey Clark, EIU
 DB - Antwan Perry, EIU
 DB - Darrell Hinton, TSU
 P - Ashley Johnson, TSU

1998

FIRST TEAM OFFENSE

OT - Bennie Anderson, TSU
 OT - Tyrone Hopson, EIU
 OG - Jessie Eaton, SEMO
 OG - Ryan Shuff, EIU
 C - Matt Norwood, MTSU
 TE - Seth Willingham, EIU
 QB - Leon Murray, TSU
 RB - Justin Lynch, EIU
 RB - Corey Williams, SEMO
 WR - Tyrone Butterfield, TSU
 WR - Rondel Menendez, EIU
 K - Greg Miller, MUR
 RET - Sulecio Sanford, MTSU

FIRST TEAM DEFENSE

DL - Branon Vaughn, TTU
 DL - Marcus Stepp, MUR
 DL - Troy Baglio, SEMO
 DL - Josh Harris, TTU
 LB - Lamar Carter, TSU
 LB - Kevin Meacham, SEMO
 LB - Chris Vaughn, MUR
 DB - Jarrick Hillery, TSU
 DB - Joshua Symonette, TTU
 DB - Cedric Stegall, MTSU
 DB - Antwan Perry, EIU
 P - Andy Dorsey, TTU

SECOND TEAM OFFENSE

OT - Wes Gallagher, TTU
 OT - Jerrell Smith, EIU
 OT - Barry Hall, MTSU
 OG - Josh Hunter, EIU
 OG - Mark Williams, TTU
 C - Jason Williams, MUR
 TE - Mitch Fryer, SEMO
 QB - Justin Fuente, MUR
 RB - Justin Bivins, MUR
 RB - DeJuan Marshall, TSU
 WR - Sulecio Sanford, MTSU
 WR - Corey Sullivan, TSU
 K - David Collett, TTU
 RET - Avion Black, TSU

SECOND TEAM DEFENSE

DL - Kenneth Knotts, MUR
 DL - Reggie Scott, EIU
 DL - Eddie Arnell, TTU
 DL - Jerry Turner, TTU
 DL - Jason Muchow, EIU
 LB - Keith Pauldo, MTSU
 LB - Tony Esters, MUR
 LB - Chad Evitts, TTU
 DB - Darrell Hinton, TSU
 DB - Fred Hambrick, SEMO
 DB - Steffan Nicholson, EIU
 DB - Shawn Gallant, EIU
 P - Stephen Brown, EIU

1999

FIRST TEAM OFFENSE

OT - Michael Thompson, TSU
 OT - Wes Gallagher, TTU
 OG - Josh Hunter, EIU
 OG - Bennie Anderson, TSU
 C - Patrick Goodman, WKU
 TE - John Borne, SEMO
 QB - Justin Fuente, MUR
 RB - Rod Smart, WKU
 RB - Jermaine Manning, MUR
 WR - Terrence Tillman, MUR
 WR - Corey Sullivan, TSU
 K - David Collett, TTU

RS - Avion Black, TSU

FIRST TEAM DEFENSE

DL - Branon Vaughn, TTU
 DL - Lamar Carter, TSU
 DL - Ben Wittman, WKU
 DL - Terry Thomas, EIU
 LB - Chad Evitts, TTU
 LB - Melvin Wisham, WKU
 LB - Jeremy Atwell, SEMO
 DB - Bobby Sippio, WKU
 DB - Brian Hinton, SEMO
 DB - Joshua Symonette, TTU
 DB - John Williams, EIU
 P - Brian Bivens, MUR

SECOND TEAM OFFENSE

OT - Ron Brown, MUR
 OT - Lewis Diaz, EIU
 OG - Mark Williams, TTU
 OG - Paul Carrizal, MUR
 C - Ike Boone, TSU
 C - Jason Williams, MUR
 TE - Anthony Watson, EIU
 QB - Anthony Buich, EIU
 QB - Leon Murray, TSU
 RB - Corey Crume, EIU
 RB - Amariah Robb, TSU
 WR - Joe Perez, MUR
 WR - Avion Black, TSU
 K - Jason Martin, EIU
 RS - Bobby Sippio, WKU

SECOND TEAM DEFENSE

DL - Jerry Turner, TTU
 DL - Joel Becker, SEMO
 DL - Jason Muchow, EIU
 DL - Steve Williams, MUR
 LB - Lavante Epton, UTM
 LB - Brent Sterling, TSU
 LB - Donovan LaViness, SEMO
 DB - Scooter Asel, EIU
 DB - Troy Grant, TTU
 DB - Ligarius Jennings, TSU
 DB - Mel Mitchell, WKU
 DB - Ed Sanders, TSU
 P - Bill Besenhofer, EIU

2000

FIRST TEAM OFFENSE

OT - Andrew McGraw, TTU
 OT - Dan Fellows, EIU
 OG - Matt Gehrig, EIU
 OG - Chris Price, WKU
 C - Joey Bishop, TTU
 TE - Nathan Krecke, EIU
 QB - Tony Romo, EIU
 RB - Corey Crume, EIU
 RB - DeWayne Gallishaw, WKU
 WR - Alex Bannister, EIU
 WR - Michael Slater, MUR
 K - Peter Martinez, WKU
 RS - Carlos Wright, TSU

FIRST TEAM DEFENSE

DL - Mike Carlin, EIU
 DL - D.J. Bleisath, TTU
 DL - Nick Hill, EIU
 DL - Walter Reese, TSU
 LB - Chad Evitts, TTU
 LB - Melvin Wisham, WKU
 LB - Jai Williams, MUR
 DB - Bobby Sippio, WKU
 DB - Kourtney Young, EIU
 DB - Jeremiah Bell, EIU
 DB - Troy Grant, TTU
 DB - Beau Guest, MUR
 P - Jason Witczak, SEMO

SECOND TEAM OFFENSE

OT - Lawrence Smith, TSU
 OT - Lewis Diaz, EIU
 OG - Brett O'Buck, EIU
 C - Josh Foster, MUR
 TE - Josh McKeel, MUR
 QB - Stewart Childress, MUR
 RB - Garner Byars, MUR
 RB - Mario Riley, MUR
 WR - Frank Cutolo, EIU
 WR - Shaun Boykins, MUR
 K - David Collett, TTU
 RS - Curtis Cooper, SEMO
SECOND TEAM DEFENSE
 DL - Marcus Adams, EIU
 DL - Phillip Wasson, MUR
 DL - Curley Grayson, TSU
 DL - Nick Stamper, UTM
 LB - Sherrod Coates, WKU

LB - Corey Mathis, SEMO
 LB - Nick Ricks, EIU
 DB - Joseph Jefferson, WKU
 DB - Joe Williams, SEMO
 DB - Mel Mitchell, WKU
 DB - Ligarius Jennings, TSU
 P - Andy Dorsey, TTU

2001

FIRST TEAM OFFENSE

OT - Mike Bujnak, EIU
 OT - Brent Fox, EIU
 OG - Kevin Hill, EIU
 OG - Lee Lawrence, UTM
 C - Joey Bishop, TTU
 TE - Steve Farmer, TSU
 QB - Tony Romo, EIU
 RB - C.J. Hudson, EIU
 RB - J.R. Taylor, EIU
 WR - C.J. Johnson, TSU
 WR - Willie Ponder, SEMO
 K - Shane Andrus, MUR
 RS - Curtis Cooper, SEMO

FIRST TEAM DEFENSE

DL - Marcus Adams, EIU
 DL - D.J. Bleisath, TTU
 DL - Chris Minter, EIU
 DL - Nick Stamper, UTM
 LB - Fred Miller, EIU
 LB - Walter Reese, TSU
 LB - Nick Ricks, EIU
 DB - Yeremiah Bell, EIU
 DB - Jameel Brown, TTU
 DB - Marquis Stephens, TSU
 DB - Kourtney Young, EIU
 P - Bill Besenhofer, EIU

SECOND TEAM OFFENSE

OT - Dan Connolly, SEMO
 OT - Clint Parker, MUR
 OG - Eugene Amano, SEMO
 OG - Lawrence Smith, TSU
 C - Scott Sholl, EIU
 TE - Scott Gilkey, EIU
 QB - Grant Swallows, TTU
 RB - Curtis Cooper, SEMO
 RB - Andre Raymond, EIU
 WR - Patrick Jenkins, TSU
 WR - Derek Lee, TTU
 K - David Collett, TTU
 RS - Andre Raymond, EIU
SECOND TEAM DEFENSE
 DL - James Bridges, MUR
 DL - James Jennette, SEMO
 DL - Ed Johnson, MUR
 DL - Danny Roberson, TTU
 DL - Desmond Scantling, TSU
 LB - Jermaine Beale, TSU
 LB - Tim Gibbens, EIU
 LB - Corey Mathis, SEMO
 DB - Prince Anderson, SEMO
 DB - Jeremy Davis, MUR
 DB - Eric Joyce, TSU
 DB - Eric Sims, EIU
 DB - Vincent Thomas, UTM
 P - Kyle East, SEMO

2002

FIRST TEAM OFFENSE

OT - Mike Bujnak, EIU
 OT - Clint Parker, MUR
 OG - Kevin Hill, EIU
 OG - Larry Turner, EIU
 C - Scott Sholl, EIU
 TE - Nick Eller, EIU
 QB - Tony Romo, EIU
 RB - Billy Blanchard, MUR
 RB - J.R. Taylor, EIU
 WR - Deandre Green, MUR
 WR - Willie Ponder, SEMO
 PK - Shane Andrus, MUR
 RS - Andre Raymond, EIU

FIRST TEAM DEFENSE

DL - Marcus Adams, EIU
 DL - D.J. Bleisath, TTU
 DL - Nick Hill, EIU
 DL - James Jennette, SEMO
 LB - Jermaine Beale, TSU
 LB - Nick Ricks, EIU
 LB - Justen Rivers, EIU
 DB - Perez Boyd, UTM
 DB - Scott Cunningham, TSU
 DB - Deon Giddens, TSU
 DB - Sunsett Graham, EIU

P - Brian Bivens, MUR

SECOND TEAM OFFENSE

OT - Frank Castagnoli, EIU
 OT - Dan Connolly, SEMO
 OG - Dan Bieg, SEMO
 OG - Chris Rosenlund, EIU
 C - Eugene Amano, SEMO
 TE - Steve Farmer, TSU
 QB - Jack Tomcov, SEMO
 RB - C.J. Hudson, EIU
 RB - Corey Kinsey, SEMO
 WR - C.J. Johnson, TSU
 WR - Andre Raymond, EIU
 K - Joey Hudak, TSU
 RS - Carlos Wright, TSU
SECOND TEAM DEFENSE
 DL - Clint Alexander, EIU
 DL - Chad Dewberry, EIU
 DL - Ryan Roth, SEMO
 DL - John Ruff, TTU
 LB - Ricky Farmer, SEMO
 LB - Fred Miller, EIU
 LB - Bobby Sanders, MUR
 LB - Daniel Wentzel, TTU
 DB - Obinno Coley, EIU
 DB - Mandrell McGregory, MUR
 DB - Dimitri Patterson, SEMO
 DB - Marco Tipton, SEMO
 DB - Demetrick Westbrook, MUR
 P - Phil Kuhl, EIU

2003

FIRST TEAM OFFENSE

QB - Ray Nelson, SAM
 RB - Charles Anthony, TSU
 RB - Kory Chapman, JSU
 WR - Efram Hill, SAM
 WR - C.J. Johnson, TSU
 TE - Ray Goodson, SEMO
 C - Larry Turner, EIU
 OG - Dan Bieg, SEMO
 OG - Bert Shurette, TTU
 OT - Frank Castagnoli, EIU
 OT - Levett Jones, JSU
 PK - Derek Kutz, SEMO
 RS - Allen Evans, EIU

FIRST TEAM DEFENSE

DL - Chad Dewberry, EIU
 DL - Ryan Roth, SEMO
 DL - Paul Thomas, TSU
 DL - Marcus White, MUR
 LB - Ricky Farmer, SEMO
 LB - Nick Ricks, EIU
 LB - Justen Rivers, EIU
 LB - Daniel Wentzel, TTU
 DB - Donnell Allison, EIU
 DB - Scott Cunningham, TSU
 DB - Cortland Finnegan, SAM
 DB - Dimitri Patterson, SEMO
 P - Richie Rhodes, JSU

SECOND TEAM OFFENSE

QB - Matt Guice, EIU
 RB - Jason Ballard, TTU
 RB - Terry Ennis, EIU
 WR - Deandre Green, MUR
 WR - Andre Ralston, EIU
 TE - Nick Eller, EIU
 C - Eugene Amano, SEMO
 OG - Will Heineman, EIU
 OG - Justen Meyer, SEMO
 OT - Dan Connolly, SEMO
 OT - Frank Omiyale, TTU
 PK - Jesse Ohliger, MUR
 RS - Cortland Finnegan, SAM

SECOND TEAM DEFENSE

DL - Mike Dunne, EIU
 DL - Kory Lott, EIU
 DL - Marcus Lorick, EIU
 DL - Mark Tibbs, JSU
 DL - Darold Williams, SAM
 LB - Jonathan Crutcher, JSU
 LB - James Dumervil, TSU
 LB - Fred Miller, EIU
 DB - Laroni Gallishaw, MUR
 DB - Deon Giddens, TSU
 DB - Michael Hanley, MUR
 DB - Ahmed Saifeullah, TSU
 P - David Simonhoff, SEMO

2004

FIRST TEAM OFFENSE

QB - Ray Nelson, SAM
 RB - Charles Anthony, TSU



OHIO VALLEY CONFERENCE



RB - Oscar Bonds, JSU
 WR - Efreem Hill, SAM
 WR - Ryan Voss, EIU
 TE - Ray Goodson, SEMO
 C - John Pettus, JSU
 OG - Dan Bieg, SEMO
 OG - Rod Olds, JSU
 OT - Justin Ard, MUR
 OT - Frank Omiyale, TTU
 K - Josh Foster, TTU
 RS - Craig Agee, JSU
FIRST TEAM DEFENSE
 DL - Chad Dewberry, EKU
 DL - Marcus Lorick, EIU
 DL - Yusuf Sharif, TTU
 DL - Paul Thomas, TSU
 LB - Jamarr Day, EIU
 LB - Jerome Jones, EKU
 LB - Justen Rivers, EKU
 DB - Cortland Finnegan, SAM
 DB - Russell Green, JSU
 DB - Brandon Shelby, TTU
 DB - Pierre Wright, EKU
 P - David Simonhoff, SEMO
SECOND TEAM OFFENSE
 QB - Andrew Goodenough, SEMO
 QB - Matt Schabert, EIU
 RB - Donald Chapman, UTM
 RB - C. J. Hudson, EKU
 WR - Andre Ralston, EKU
 WR - Taurean Stephens, UTM
 TE - Patrick Bugg, EKU
 C - Pascal Matla, EIU
 OG - Eugene Russell, MUR
 OG - Steve Sobolewski, EIU
 OT - Dan Connolly, SEMO
 OT - Sean Dumford, EKU
 K - Derek Kutz, SEMO
 RS - Kyle Barber, EKU
SECOND TEAM DEFENSE
 DL - Almonte Duncan, TSU
 DL - Kory Lothe, EIU
 DL - Andre Plummer, UTM
 DL - Marcus White, MUR
 LB - Jonathan Crutcher, JSU
 LB - LeMarcus Rowell, JSU
 LB - Brett Vavra, TTU
 DB - Ben Brown, EIU
 DB - Laroni Gallishaw, MUR
 DB - Russell Gambrell, UTM
 DB - Onsha Whitaker, MUR
 P - Richie Rhodes, JSU

2005
FIRST TEAM OFFENSE
 QB - Josh Greco, EKU
 RB - Clay Green, JSU
 RB - Don Chapman, UTM
 WR - Andre Ralston, EKU
 WR - Larry Shipp, TTU
 TE - Patrick Bugg, EKU
 C - Rod Olds, JSU
 OG - Jon Rueter, EIU
 OG - Kimani Brown, JSU
 OT - Eric Johnson, EIU
 OT - Sean Dumford, EKU
 K - Colin Schermann, SEMO
 RS - Cortland Finnegan, SAM
FIRST TEAM DEFENSE
 DL - Mark Cristiani, EKU
 DL - Justin Komondoreas, SEMO
 DL - Kory Lothe, EIU
 DL - Andre Plummer, UTM
 LB - Clint Sellers, EIU
 LB - Brandon Rosser, EKU
 LB - Wesley Holmes, TSU
 DB - Tristan Burge, EIU
 DB - Jamar Landrom, TSU
 DB - Kenny Brown, JSU
 DB - Cortland Finnegan, SAM
 P - David Simonhoff, SEMO
SECOND TEAM OFFENSE
 QB - Brady Wahlberg, UTM
 RB - Vincent Webb, EIU
 RB - Javarris Williams, TSU
 WR - Taurean Stephens, UTM
 WR - T.J. Milcic, SEMO
 TE - Joseph Tuineau, SEMO
 C - Pascal Matla, EIU
 OG - Alex Atkins, UTM
 OG - Shaun Sherrill, TTU
 OT - Anthony Rubican, EIU
 OT - Kevin Pughsley, SAM

K - Josh Foster, TTU
 RS - Nick Turner, MUR
SECOND TEAM DEFENSE
 DL - Ernest Jones, TSU
 DL - Cardius Dowell, EKU
 DL - Edgar Jones, SEMO
 DL - John Jackson, TTU
 LB - Lucius Seymour, EIU
 LB - David Gilmore, UTM
 LB - Marcus Mayes, EKU
 DB - Brandon Fields, TTU
 DB - Tremayne Perkins, EKU
 DB - Mike Miller, SEMP
 DB - Haneef Haqq, JSU
 P - Tom Schofield, EIU
ALL-NEWCOMER TEAM
 RB - Tim Holloman, SEMO
 RB - Javarris Williams, TSU
 RB - Cameron Kirnes, TTU
 WR - Maurice Marchman, MUR
 OL - Keith Gergel, JSU
 K - Zach Yates, EIU
 K - Colin Schermann, SEMO
 LB - Clint Sellers, EIU
 LB - Greg Rolfes, TTU
 DB - Darren Williams, JSU
 DB - Maurice Smith, TTU

2006
FIRST TEAM OFFENSE
 QB - Antonio Heffner, TSU
 RB - Don Chapman, UTM
 RB - Vincent Webb, EIU
 WR - Micah Rucker, EIU
 WR - Larry Shipp, TSU
 TE - Patrick Bugg, EKU
 C - Billy Krause, UTM
 OG - Jon Reuter, EIU
 OG - Alex Atkins, UTM
 OT - Adam Hansen, UTM
 OT - Anthony Rubican, EIU
 K - Shannon Flemming, SAM
 RS - Jessie Burton, UTM
FIRST TEAM DEFENSE
 DL - Edgar Jones, SEMO
 DL - Mark Cristiani, EKU
 DL - Geoffrey Woods, TTU
 DL - Leonard Davis, TSU
 LB - Donald Thomas, EIU
 LB - Lucius Seymour, EIU
 LB - Adam Casper, SEMO
 DB - Tristan Burge, EIU
 DB - D. Rodgers-Cromartie, TSU
 DB - Brandon Gathof, EKU
 DB - Nikkieda Rutland, TSU
 P - David Simonhoff, SEMO
SECOND TEAM OFFENSE
 QB - Lee Sweeney, TTU
 RB - Javarris Williams, TSU
 RB - Clay Green, JSU
 WR - Tauren Rhetta, JSU
 WR - Jeff Moore, SAM
 TE - Adam Parsill, EIU
 C - Graham Lemmond, SAM
 OG - Keith Gergel, JSU
 OG - Cecil Newton, TSU
 OT - Eric Johnson, EIU
 OT - Sean Dumford, EIU
 K - Taylor Brown, UTM
 RS - Davin Walker, EKU
SECOND TEAM DEFENSE
 DL - Greg Green, JSU
 DL - Pierre Walters, EIU
 DL - Nate Wilson, UTM
 DL - Joel Kilpatrick, UTM
 LB - Markeseo Jackson, UTM
 LB - LeMarcus Rowell, JSU
 LB - Brandon Rosser, EKU
 DB - Kenny Brown, JSU
 DB - Craig Agee, JSU
 DB - Kevin Rondo, UTM
 DB - Aaron Strong, TSU
 P - Chris Hicks, SAM
ALL-NEWCOMER TEAM
 WR - Micah Rucker, EIU
 DB - Dontrelle Miller, UTM
 QB - Antonio Heffner, TSU
 QB - Lee Sweeney, TTU
 DL - Shaun Richardson, TSU
 RB - Bobby Washington, EKU
 LB - Tamar Butler, MUR
 QB - Cole Stinson, EIU
 WR - E.J. Daniel, UTM

DT - Jeff Sobol, EIU
 DB - Montae Pitts, JSU
 OT - Derek Hardman, EKU
 OL - Devon May, JSU

2007
FIRST TEAM OFFENSE
 QB - Allan Holland, EKU
 RB - Chris Fletcher, APSU
 RB - Ademola Adeniji, EIU
 WR - Micah Rucker, EIU
 WR - Larry Shipp, TTU
 TE - DeAngelo Nelson, MUR
 C - Shawn Dedden, EKU
 OG - Chaz Millard, EIU
 OG - Bakahri Thornton, EKU
 OT - Anthony Rubican, EIU
 OT - Sean Dumford, EIU
 K - Gavin Hallford, JSU
 RS - Larry Shipp, TTU
FIRST TEAM DEFENSE
 DL - Pierre Walters, EIU
 DL - Chris Coy, EIU
 DL - John Scott, JSU
 DL - Shaun Richardson, TSU
 LB - Donald Thomas, EIU
 LB - Adam Casper, SEMO
 LB - Josh Yarbrough, UTM
 DB - Derrick Huff, EKU
 DB - Brandon Gathof, EKU
 DB - D. Rodgers-Cromartie, TSU
 DB - Maurice Smith, TTU
 P - Doug Spada, SEMO
SECOND TEAM OFFENSE
 QB - Jeff Ehrhardt, MUR
 RB - Bobby Washington, EKU
 RB - Don Chapman, UTM
 WR - Rod Harper, MUR
 WR - Jeff Moore, SAM
 TE - Stephen Sizemore, EKU
 C - Drew Cairo-Gross, EIU
 OG - Devon May, JSU
 OG - Kevin Bannon, UTM
 OG - Cage Major, APSU
 OT - Cornelius Lewis, TSU
 OT - Adam Hansen, UTM
 K - Taylor Long, EIU
 RS - Maurice Dupree, JSU
SECOND TEAM DEFENSE
 DL - Cardius Dowell, EKU
 DL - John Jackson, TTU
 DL - Geoffrey Woods, TTU
 DL - Ray Williams, UTM
 LB - George Anderson, EKU
 LB - Justin Curry, EIU
 LB - Devin Phillips, JSU
 DB - Rashad Haynes, EIU
 DB - KeAndre Sams, EIU
 DB - Zach Denton, EIU
 DB - Derrick Parrott, MUR
 P - Kevin Cook, EIU
ALL-NEWCOMER TEAM
 RS/RB - Terrence Holt, APSU
 P - Kevin Cook, EIU
 DB - Rashad Haynes, EIU
 OG - Kevin Mahoney, EIU
 QB - Cedric Johnson, JSU
 QB - Jeff Ehrhardt, MUR
 RB - Chris Evans, SAM
 OL - Thomas Gray, SAM
 WR - Miles Edwards, SEMO
 RB/RS - Henry Sailes, TTU
 QB - Cade Thompson, UTM

2008
FIRST TEAM OFFENSE
 QB - Cade Thompson, UTM
 RB - Travorus Bess, EIU
 RB - Javarris Williams, TSU
 WR - Maurice Dupree, JSU
 WR - Mike Hicks, UTM
 TE - Stephen Sizemore, EKU
 C - Cecil Newton, TSU
 OG - Chaz Millard, EIU
 OG - Kevin Bannon, UTM
 OT - Derek Hardman, EKU
 OT - Cornelius Lewis, TSU
 K - Taylor Long, EIU
 RS - Terrence Holt, APSU
FIRST TEAM DEFENSE
 DL - Pierre Walters, EIU
 DL - Chris Coy, EIU
 DL - Austen Lane, MUR

DL - Ray Williams, UTM
 LB - Alexander Henderson, JSU
 LB - Nathan Williams, MUR
 LB - Nick Stauffer, SEMO
 DB - Kevis Buckley, APSU
 DB - Brandon Gathof, APSU
 DB - Carnell Clark, JSU
 DB - Dontrell Miller, UTM
 P - Doug Spada, SEMO
SECOND TEAM OFFENSE
 QB - Ryan Perrilloux, JSU
 RB - Daniel Jackson, JSU
 RB - Brandyn Young, UTM
 WR - Derrick Townsel, MUR
 WR - Walter Peoples, SEMO
 TE - DeAngelo Nelson, MUR
 C - Sam Reid, EIU
 OG - Keith Gergel, JSU
 OG - Scott Eller, TTU
 OT - Dumaka Atkins, TSU
 OT - Joe Gibbs, UTM
 K - Gavin Hallford, JSU
 RS - Maurice Dupree, JSU
SECOND TEAM DEFENSE
 DL - Donovan Johnson, EIU
 DL - Jeff Sobol, EIU
 DL - Brandt Thomas, JSU
 DL - Maurice Davis, TSU
 LB - Daniel Becker, APSU
 LB - Tyjuan Jones, EKU
 LB - Josh Bey, UTM
 DB - Zach Denton, EIU
 DB - Eugene Clifford, TSU
 DB - Larry Williford, TSU
 DB - Maurice Smith, TTU
 P - Adam Ivey, UTM
ALL-NEWCOMER TEAM
 RB - Ryan White, APSU
 WR - Stephon Fuqua, EKU
 DB - A. J. Davis, JSU
 QB - Ryan Perrilloux, JSU
 LB - Phillip Klaproth, SEMO
 DL - Marcus Broxie, TSU
 DB - Eugene Clifford, TSU
 LB - Rico Council, UTM
 WR/KR - JaJuan Spillman, TSU
 WR - Tim Benford, TTU
 WR - Mike Hicks, UTM

2009
FIRST TEAM OFFENSE
 QB - Ryan Perrilloux, JSU
 RB - Ryan White, APSU
 RB - Terrence Holt, APSU
 WR - Tim Benford, TTU
 WR - James Wilkerson, JSU
 TE - DeAngelo Nelson, MUR
 C - Chaz Millard, EIU
 OG - Tylor Chambers, JSU
 OG - Stanley Brooks, APSU
 OT - Derek Hardman, EKU
 OT - Joe Gibbs, UTM
 K - Austin Signor, EIU
 RS - Terrence Holt, APSU
FIRST TEAM DEFENSE
 DL - Austen Lane, MUR
 DL - Trevor Frericks, EIU
 DL - Andrew Soucy, EKU
 DL - Brandt Thomas, JSU
 LB - Alexander Henderson, JSU
 LB - Josh Bey, UTM
 LB - Daniel Becker, APSU
 DB - Eugene Clifford, TSU
 DB - T.J. Heath, JSU
 DB - Jeremy Caldwell, EKU
 DB - C.J. James, EIU
 P - Kienan Cullen, MUR
SECOND TEAM OFFENSE
 QB - Jake Christensen, EIU
 RB - Brandyn Young, UTM
 RB - Mon Williams, EIU
 WR - Garnett Phelps, EKU
 WR - Derrick Townsel, MUR
 TE - Cory Freeman, JSU
 C - Reggie Wade, JSU
 OG - Willie Henderson, EIU
 OG - Slade Adams, TTU
 OT - Chris Campbell, EIU
 OT - Curt Porter, JSU
 K - Kienan Cullen, MUR
 RS - Derrick Townsel, MUR
SECOND TEAM DEFENSE
 DL - Rocky Dee Peeler, APSU

DL - Perry Burge, EIU
 DL - Chris Hall, EKU
 DL - Kellen Woodard, TSU
 LB - Jordan Dalrymple, EKU
 LB - Tamar Butler, MUR
 LB - John Jones, Jr., TSU
 DB - Kevis Buckley, APSU
 DB - Rashad Haynes, EIU
 DB - Carnell Clark, JSU
 DB - Anthony Levine, TSU
 P - Doug Spada, SEMO
ALL-NEWCOMER TEAM
 QB - Jake Christensen, EIU
 RB - Mon Williams, EIU
 QB - T.J. Pryor, EIU
 WR/RS - Alan Bonner, JSU
 DL - Torrey Davis, JSU
 WR - Greg Smith, JSU
 RB - Jamal Young, JSU
 LB - Justin Woodlief, SEMO
 LB - John Jones, Jr., TSU
 OL - Slade Adams, TTU
 DB - Caleb Mitchell, TTU
 RB/RS - Jason McNair, UTM

2010
FIRST TEAM OFFENSE
 QB - Matt Scheible, SEMO
 RB - Henry Harris, SEMO
 RB - Mike Harris, MUR
 WR - Marcus Harris, MUR
 WR - Tim Benford, TTU
 TE - Cory Freeman, JSU
 C - Sean Middleton, SEMO
 OG - Bryan Curry, SEMO
 OG - Frank Knights, SEMO
 OT - Curt Porter, JSU
 OT - Evan Conrad, SEMO
 K - Kienan Cullen, MUR
 RS - Terrence Holt, APSU
FIRST TEAM DEFENSE
 DL - Andrew Soucy, EIU
 DL - Spyros Bazigos, EIU
 DL - Monte Lewis, JSU
 DL - J.J. Sanchez, SEMO
 LB - Nick Nasti, EIU
 LB - Jordan Dalrymple, EIU
 LB - Josh Bey, UTM
 DB - Jeremy Caldwell, EIU
 DB - Kegalnd Harris, JSU
 DB - Tylor Brock, SEMO
 DB - Eugene Clifford, TSU
 P - Kevin Cook, EIU
SECOND TEAM OFFENSE
 QB - Casey Brockman, MUR
 RB - Terrence Holt, APSU
 RB - Preston Brown, TSU
 WR - Orlandus Harris, EIU
 WR - Jeffrey Cameron, JSU
 TE - Cody Bruns, EIU
 C - Tyler Ogletree, JSU
 OG - Justin Kay, JSU
 OG - Alex Davis, TSU
 OT - Gershon Jordan, TSU
 OT - Jeremy Buchanan, UTM
 K - James Esco, JSU
 RS - Dontrell Johnson, MUR
SECOND TEAM DEFENSE
 DL - Emory Attig, EIU
 DL - Jamison Wadley, JSU
 DL - Justin Hilliard, TTU
 DL - Tim Cox, UTM
 LB - Antonio Bonner, JSU
 LB - Joshua Jackson, SEMO
 LB - Justin Woodlief, SEMO
 LB - Rico Council, TSU
 DB - C.J. James, EIU
 DB - Patrick McClellan, EIU
 DB - Dontrell Johnson, MUR
 DB - Kendall Harper, UTM
 P - Jordan Berry, EIU
ALL-NEWCOMER TEAM
 QB - Jimmy Garoppolo, EIU
 P - Jordan Berry, EIU
 DL - Anthony Brown, EIU
 RB - Darius Barksdale, JSU
 P/QB - Coty Blanchard, JSU
 DL - Marquis George, JSU
 WR - Arthur Brackett, MUR
 RB - Mike Harris, MUR
 DB/RS - Dontrell Johnson, MUR
 LB - Wilson Robinson, TSU
 RB - Jocques Crawford, TTU



OHIO VALLEY CONFERENCE



2011

FIRST TEAM OFFENSE

QB - Casey Brockman, MUR
 RB - Matt Denham, EKU
 RB - Washaun Ealey, JSU
 RB - Mike Harris, MUR
 WR - Calvin McNair, TSU
 WR - Tim Benford, TTU
 TE - Kenny Jones, UTM
 C - O.J. Enabosi, EKU
 OG - Scott Schweitzer, TTU
 OG - Michael Mancini, UTM
 OT - Aaron Adams, EKU
 OT - Patrick Ford, ECU
 K - Cody Sandlin, UTM
 RS - Jeremy Caldwell, EKU

FIRST TEAM DEFENSE

DL - Anthony Brown, EKU
 DL - Emory Attig, ECU
 DL - Jamison Wadley, JSU
 DL - Marcus Edwards, TTU
 LB - Ichiro Vance, ECU
 LB - Blake Peiffer, SEMO
 LB - Rico Council, TSU
 DB - Amius Smith, APSU
 DB - Justin Bell, ECU
 DB - Joseph Wylie, TSU
 DB - Richmond Tooley, TTU
 P - Jordan Berry, ECU

SECOND TEAM OFFENSE

QB - Matt Scheible, SEMO
 RB - Ryan White, APSU
 RB - Dontey Gay, TTU
 WR - Tyrone Goard, ECU
 WR - Quentin Sims, UTM
 TE - Von Wise, EIU
 C - Sherman Carter, TSU
 OG - Eric Zink, EIU
 OG - Kadeem Edwards, TSU
 OT - Raymond Hopson, MUR
 OT - Rogers Gaines, TSU
 K - Kienan Cullen, MUR
 RS - Dontrell Johnson, MUR

SECOND TEAM DEFENSE

DL - Artavious Dowdell, EIU
 DL - Monte Lewis, JSU
 DL - Antonio Harper, TSU
 DL - Travis Adkins, TTU
 LB - Cory Leman, EIU
 LB - Sam Small, MUR
 LB - Qua Huzzie, MUR
 DB - Jeremy Caldwell, ECU
 DB - Patrick McClellan, ECU
 DB - A.J. Davis, JSU
 DB - Dontrell Johnson, MUR
 DB - Will Johnson, TTU
 P - Nick Campbell, TTU

ALL-NEWCOMER TEAM

LB - Kevin Hamlin, ECU
 RB - Washaun Ealey, JSU
 C - Max Holcombe, JSU
 LB - Sam Small, MUR
 LB - Qua Huzzie, MUR
 WR/RS - Spencer Davis, SEMO
 DB - Steven Godbolt, TSU
 QB - Michael German, TSU
 DB - Austin Tallant, TTU
 LB - Ben Johnson, UTM
 WR - Quentin Sims, UTM

2012

FIRST TEAM OFFENSE

QB - Casey Brockman, MUR
 RB - Matt Denham, ECU
 RB - Travis Ward, TSU
 WR - Erik Lora, EIU
 WR - Quentin Sims, UTM
 TE - A.C. Leonard, TSU
 C - Sherman Carter, TSU
 OG - Collin Seibert, EIU
 OG - Kadeem Edwards, TSU
 OT - Aaron Adams, ECU
 OT - Rogers Gaines, TSU
 K - Cameron Berra, EIU
 RS - Walter Powell, MUR

FIRST TEAM DEFENSE

DL - Artavious Dowdell, EIU
 DL - Robert Knowles, ECU
 DL - DeMitrion Tyson, JSU
 DL - Montori Hughes, UTM
 LB - Anthony Brown, ECU
 LB - Blake Peiffer, SEMO

LB - Ben Johnson, UTM
 DB - Nick Beard, EIU
 DB - Brooklyn Fox, ECU
 DB - Tylor Brock, SEMO
 DB - Steven Godbolt, TSU
 P - Chad Zinchini, TTU

SECOND TEAM OFFENSE

QB - Jimmy Garoppolo, EIU
 QB - Derek Carr, UTM
 RB - Jake Walker, EIU
 RB - Levi Terrell, SEMO
 WR - Tyrone Goard, ECU
 WR - Walter Powell, MUR
 TE - Sam Hendricks, EIU
 C - Kevin Kapellas, EIU
 OG - Justin Meredith, ECU
 OG - Tori Mobley, JSU
 OT - Patrick Ford, ECU
 OT - Roderick Tomlin, MUR
 K - Jamin Godfrey, TSU
 RS - Ladarius Vanlier, TTU
 RS - Jason McNair, UTM

SECOND TEAM DEFENSE

DL - Roosevelt Holliday, EIU
 DL - Pat Wertz, EIU
 DL - Shawn Shupperd, ECU
 DL - Antonio Harper, TSU
 DL - DJ Roberts, UTM
 LB - Ichiro Vance, ECU
 LB - Kevin Hamlin, ECU
 LB - Nick Thrasher, TSU
 DB - Justin Bell, ECU
 DB - Brandon Stanley, ECU
 DB - Daniel Fitzpatrick, TSU
 DB - Thad Williams, UTM
 P - James Satterfield, UTM

ALL-NEWCOMER TEAM

RB - Reco Williams, APSU
 LB - LeQuince McCall, EIU
 DB - Jermaine Hough, JSU
 RB - Jaamal Berry, MUR
 QB - Scott Lathrop, SEMO
 TE - A.C. Leonard, TSU
 TE - Joe Bowens, TSU
 WR - Da'Rick Rogers, TTU
 RS/RB - Ladarius Vanlier, TTU
 P - Chad Zinchini, TTU
 WR - Jeremy Butler, UTM

2013

FIRST TEAM OFFENSE

QB - Jimmy Garoppolo, EIU
 RB - DaMarcus James, JSU
 RB - Shepard Little, EIU
 WR - Erik Lora, EIU
 WR - Walter Powell, MUR
 TE - Jeff LePak, EIU
 C - Max Holcombe, JSU
 OG - Collin Seibert, EIU
 OG - Kadeem Edwards, TSU
 OT - Dominic Pagliara, EIU
 OT - Wesley Sherrill, TTU
 K - Griffin Thomas, JSU
 RS - Walter Powell, MUR

FIRST TEAM DEFENSE

DL - Anthony Bass, TSU
 DL - Pat Wertz, EIU
 DL - Antonio Harper, TSU
 DL - DJ Roberts, UTM
 LB - Nick Thrasher, TSU
 LB - Ben Johnson, UTM
 LB - Tony Bell, UTM
 DB - Daniel Fitzpatrick, TSU
 DB - Jourdan Wickliffe, EIU
 DB - Pierre Warren, JSU
 DB - Nick Beard, EIU
 P - Chad Zinchini, TTU

SECOND TEAM OFFENSE

QB - Max Shortell, JSU
 QB - Ronald Butler, TSU
 RB - Tim Broughton, TSU
 RB - DJ McNeil, UTM
 RB - Taylor Duncan, EIU
 WR - Jeremy Butler, UTM
 WR - Adam Drake, EIU
 TE - A.C. Leonard, TSU
 C - Nick Borre, EIU
 OG - Justin Meredith, ECU
 OG - Travon Carter, ECU
 OT - Charles Sweeton, TTU
 OT - Robert Myers, TSU
 K - Jamin Godfrey, TSU
 RS - Shepard Little, EIU

SECOND TEAM DEFENSE

DL - Dino Fanti, EIU
 DL - Anthony Brown, ECU
 DL - Caleb Lawrence, JSU
 DL - Malcolm Mitchell, TTU
 LB - Ichiro Vance, ECU
 LB - Robert Haynes, EIU
 LB - Tra'Darius Goff, TTU
 DB - J'Vontez Blackmon, UTM
 DB - Brandon Wicks, MUR
 DB - David Van Dyke, TSU
 DB - Marty Jones, TTU
 P - Jordan Berry, ECU

ALL-NEWCOMER TEAM

TE - Jeff LePak, EIU
 RB/RS - Shepard Little, EIU
 OL - Jimmy Lowery, EIU
 WR - Devin Borders, ECU
 WR - Josh Barge, JSU
 QB - Max Shortell, JSU
 DE - Chris Landrum, JSU
 QB - Maikhail Miller, MUR
 DT - Austin Black, SEMO
 CB/RS - De'Ante Saunders, TSU
 QB - Ronald Butler, TSU
 QB - Dylan Favre, UTM

2014

FIRST TEAM OFFENSE

QB - Eli Jenkins, JSU
 RB - Dy'Shawn Mobley, ECU
 RB - DaMarcus James, JSU
 WR - Adam Drake, EIU
 WR - Paul McRoberts, SEMO
 TE - Jeff LePak, EIU
 C - Max Holcombe, JSU
 OG - Collin Seibert, EIU
 OG - Adam Wright, JSU
 OT - Charles Sweeton, UTM
 OT - Brett Eyckmans, ECU
 K - Ryan McCrum, SEMO
 RS - Pokey Harris, MUR

FIRST TEAM DEFENSE

DL - Devaunte Sigler, JSU
 DL - LaMichael Fanning, JSU
 DL - Samquan Evans, TSU
 DL - Anthony Bass, TSU
 LB - Tony Bell, UTM
 LB - Nick Thrasher, TSU
 LB - Kamu Grugier-Hill, EIU
 DB - De'Ante Saunders, TSU
 DB - Jermaine Hough, JSU
 DB - Jourdan Wickliffe, EIU
 DB - Marty Jones, TTU
 P - Hamish MacInnes, JSU

SECOND TEAM OFFENSE

QB - Jalen Whitlow, EIU
 RB - Abou Toure, UTM
 RB - DeMichael Jackson, SEMO
 WR - Josh Barge, JSU
 WR - Janawski Davis, MUR
 TE - Bo Brummel, JSU
 C - Nick Borre, EIU
 OG - Trey Shelton, ECU
 OG - Robert Myers, TSU
 OT - Justin Lea, JSU
 OT - Evan Kanz, EIU
 K - Andrew Lloyd, ECU
 RS - Ladarius Vanlier, TTU

SECOND TEAM DEFENSE

DL - Dino Fanti, EIU
 DL - Chris Landrum, JSU
 DL - Caleb Lawrence, JSU
 DL - Gabe Terry, TSU
 LB - Ben Endress, JSU
 LB - Tyrelle Johnson, ECU
 LB - Robert Haynes, EIU
 DB - Brandon Stanley, ECU
 DB - Daniel Fitzpatrick, TSU
 DB - Tim Hamm-Bey, SEMO
 DB - Austin Tallant, TTU
 P - Jonathan King, TTU

ALL-NEWCOMER TEAM

QB - Jalen Whitlow, EIU
 K/P - Nick Bruno, EIU
 RB - Dy'Shawn Mobley, ECU
 OT - Justin Lea, JSU
 DE - LaMichael Fanning, JSU
 DT - Devaunte Sigler, JSU
 TE - Bo Brummel, JSU
 DE - Gabe Terry, TSU
 WR - Brock McCain, TTU
 P - Jonathan King, TTU

LB - Nick Dance, UTM

2015

FIRST TEAM OFFENSE

QB - Eli Jenkins, JSU
 RB - Troymaine Pope, JSU
 RB - Tremane McCullough, SEMO
 WR - Paul McRoberts, SEMO
 WR - Josh Barge, JSU
 TE - Ben Madon, ECU
 C - Casey Dunn, JSU
 OG - Adam Wright, JSU
 OG - Blake Burks, JSU
 OT - Justin Lea, JSU
 OT - Brett Eyckmans, ECU
 K - Lucas Williams, ECU
 RS - Ladarius Vanlier, TTU

FIRST TEAM DEFENSE

DL - Noah Spence, ECU
 DL - Dino Fanti, EIU
 DL - Chris Landrum, JSU
 DL - Ebenezer Ogundeko, TSU
 LB - Kamu Grugier-Hill, EIU
 LB - Dawson Wells, JSU
 LB - Tra'Darius Goff, TTU
 DB - Jourdan Wickliffe, EIU
 DB - Brandon Bender, JSU
 DB - Jermaine Hough, JSU
 DB - Folo Johnson, JSU
 P - Keith Wrzuszczak, ECU

SECOND TEAM OFFENSE

QB - KD Humphries, MUR
 QB - Jarod Neal, UTM
 RB - Devin Church, EIU
 RB - Roman Clay, MUR
 WR - Brock McCain, TTU
 WR - Rod Wright, UTM
 WR - Patrick Smith, TSU
 TE - Jesse Blackburn, MUR
 C - Charles Mouton, TTU
 OG - Jessamen Dunker, TSU
 OG - Garret Baker, SEMO
 OT - Jackson Roberts, UTM
 OT - Jimmy Lowery, EIU
 K - Jackson Redditt, UTM
 RS - Lawon DeBardelaben, JSU

SECOND TEAM DEFENSE

DL - Devaunte Sigler, JSU
 DL - Darius Jackson, JSU
 DL - Bryce Krebs, ECU
 DL - Damani Taylor, UTM
 LB - Chris Kelly, ECU
 LB - Marquise Piton, ECU
 LB - Roper Garrett, SEMO
 DB - Marquis Clemons, UTM
 DB - Maleek Hall, TTU
 DB - Dylan Chatman, EIU
 DB - DeQuinten Spraggins, MUR
 DB - Mike Ford, SEMO
 P - Alex Knight, SEMO

ALL-NEWCOMER TEAM

RB - Kendall Morris, APSU
 RB - Devin Church, EIU
 DB - Dylan Chatman, EIU
 RB - Ethan Thomas, ECU
 DE - Noah Spence, ECU
 DL - Desmond Owino, JSU
 LB - Joel McCandless, JSU
 RB - Tremane McCullough, SEMO
 QB - Dante Vandeven, SEMO
 DE - Ebenezer Ogundeko, TSU
 QB - O'Shay Ackeman-Carter, TSU
 WR - Patrick Smith, TSU
 DE - Damani Taylor, UTM

2016

FIRST TEAM OFFENSE

QB - Eli Jenkins, JSU
 RB - Devin Church, EIU
 RB - Roc Thomas, JSU
 WR - Jordon Gandy, MUR
 WR - Patrick Smith, TSU
 TE - Jesse Blackburn, MUR
 C - Casey Dunn, JSU
 OG - Justin Lea, JSU
 OG - Robert Burleigh, UTM
 OT - Nick Johnson, JSU
 OT - Jessamen Dunker, TSU
 K - Lane Clark, TSU
 RS - Cameron Sanders, SEMO
 RS - Chris Rowland, TSU

FIRST TEAM DEFENSE

DL - Ebenezer Ogundeko, TSU
 DL - Darius Jackson, JSU

DL - Aaron Patrick, ECU

2017

FIRST TEAM OFFENSE

QB - Bryant Horn, JSU
 RB - Roc Thomas, JSU
 RB - Marquis Terry, SEMO
 WR - Dontez Byrd, TTU
 WR - Jordon Gandy, MUR
 TE - Dan Paul, ECU
 C - Tyler Scozzaro, JSU
 OG - B.J. Autry, JSU
 OG - Austin Askin, EIU
 OT - Justin Lea, JSU
 OT - Dylan Cline, JSU
 K - Lane Clark, TSU
 RS - Kyran Moore, APSU

SECOND TEAM OFFENSE

QB - KD Humphries, MUR
 RB - Will Young, SEMO
 RB - Josh Clemons, JSU
 WR - Josh Barge, JSU
 WR - Dontez Byrd, TTU
 WR - Jared Beard, APSU
 TE - Ben Axline, UTM
 C - Kenneth Crenshaw, UTM
 OG - Kyron Samuels, JSU
 OG - Kevin Kenton, TSU
 OT - Evan Kan, EIU
 OT - Dylan Cline, JSU
 K - Nick Madonia, TTU
 RS - Kyran Moore, APSU

SECOND TEAM DEFENSE

DL - Keith Jones, UTM
 DL - Damani Taylor, UTM
 DL - David Johnson, EIU
 DL - Desmond Owino, JSU
 LB - Josh Poplar, TTU
 LB - Chris Collins, TSU
 LB - Gunnar Scholoto, APSU
 DB - Kiante Northington, ECU
 DB - Reggie Hall, JSU
 DB - D'Montre Wade, MUR
 DB - Tae Martin, UTM
 P - Keith Wrzuszczak, ECU

ALL-NEWCOMER TEAM

RB/RS - Kentel Williams, APSU
 DL - David Johnson, EIU
 QB - Mitch Kimble, EIU
 TE - Dan Crimmins, ECU
 DB - Marlon Bridges, JSU
 RB - Roc Thomas, JSU
 DB - Zachary Wade, MUR
 QB - Jesse Hosket, SEMO
 WR - Steven Newbold, TSU
 WR/RS - Chris Rowland, JSU
 RB - Yeedee Thaeenrat, TTU
 QB - Michael Birdsong, TTU
 WR - Dontez Byrd, TTU
 WR/RS - Londell Lee, UTM

2017

FIRST TEAM OFFENSE

QB - Bryant Horn, JSU
 RB - Roc Thomas, JSU
 RB - Marquis Terry, SEMO
 WR - Dontez Byrd, TTU
 WR - Jordon Gandy, MUR
 TE - Dan Paul, ECU
 C - Tyler Scozzaro, JSU
 OG - B.J. Autry, JSU
 OG - Austin Askin, EIU
 OT - Justin Lea, JSU
 OT - Dylan Cline, JSU
 K - Lane Clark, TSU
 RS - Kyran Moore, APSU

FIRST TEAM DEFENSE

DL - Darius Jackson, JSU
 DL - Jaison Williams, APSU
 DL - Kendall Donnerson, SEMO
 DL - Ebenezer Ogundeko, TSU
 LB - Chris Collins, TSU
 LB - Jonathan Hagler, JSU
 LB - Gunnar Scholoto, APSU
 DB - Marlon Bridges, JSU
 DB - D'Montre Wade, MUR
 DB - Siran Neal, JSU
 DB - Kahlid Hagens, UTM
 P - Keith Wrzuszczak, ECU

SECOND TEAM OFFENSE

QB - Jeremiah Oatsvill, APSU
 RB - Ladarius Galloway, UTM
 RB - Isaihan Johnson, EIU
 WR - Ryan Markush, ECU
 WR - Patrick Smith, TSU
 TE - Trae Barry, JSU
 C - Louis Vailopa, EIU
 OG - Ryan Rockness, APSU
 OG - Darius Anderson, JSU



OHIO VALLEY CONFERENCE



OT - Kyle Anderton, APSU
 OT - Drew Forbes, SEMO
 K - Cade Stinnett, JSU
 K - Gabriel Vicente, MUR
 RS - LJ Scott, EKU
 RS - Peyton Logan, UTM
SECOND TEAM DEFENSE
 DL - Luder Jean Louis, EKU
 DL - David Johnson, EIU
 DL - Randy Robinson, JSU
 DL - Jason Morrow, TSU
 DL - Jay Murphy, UTM
 LB - Joel McCandless, JSU
 LB - Zach Hall, SEMO
 LB - James Gilleylen, UTM
 LB - Nick Home, EIU
 DB - Tae Martin, UTM
 DB - Kobie Grace, EKU
 DB - Vincent Sellers, TSU
 DB - Bradley Dewberry, EIU
 P - Nick Madonia, TTU
ALL-NEWCOMER TEAM
 OT - Kyle Anderton, APSU
 QB - Jeremiah Oatsvall, APSU
 RB - Ahmaad Tanner, APSU
 WR - Alexander Hollins, EIU
 RS/RS - LJ Scott, EKU
 RB - Tramel Terry, JSU
 QB - Shuler Bentley, MUR
 K - Gabriel Vicente, MUR
 RB - Marquis Terry, SEMO
 DB - Vincent Sellers, TSU
 RB - Ladarius Galloway, UTM
 RS/RS - Peyton Logan, UTM

2018

FIRST-TEAM OFFENSE
 QB - Zerrick Cooper, JSU
 QB - Daniel Santacaterina, SEMO
 RB - Marquis Terry, SEMO
 RB - Kentel Williams, APSU
 WR - Josh Pearson, JSU
 WR - Alexander Hollins, EIU
 TE - Trae Barry, JSU
 C - Tyler Scozzaro, JSU
 OG - BJ Autry, JSU
 OG - Darius Anderson, JSU
 OT - Drew Forbes, SEMO
 OT - Chidi Okeke, TSU
 K - Gabriel Vicente, MUR
 RS - Malik Honeycutt, MUR
FIRST-TEAM DEFENSE
 DL - Jaison Williams, APSU
 DL - Kenney Wooten, MUR
 DL - Randy Robinson, JSU
 DL - Aaron Patrick, EKU
 LB - Zach Hall, SEMO
 LB - Quincy Williams, MUR
 LB - Gunnar Scholato, APSU
 DB - Marlon Bridges, JSU
 DB - Bydarrus Knighten, SEMO
 DB - Dajour Nesbeth, TSU
 DB - Leodis Moore III, EKU
 P - Steve Dawson, MUR
SECOND-TEAM OFFENSE
 QB - Drew Anderson, MUR
 RB - Isaiah Johnson, EIU
 RB - LJ Scott, EKU
 WR - Kristian Wilkerson, SEMO
 WR - Chris Rowland, TSU
 TE - James Sheehan, EIU
 C - Lucas Orchard, SEMO
 C - Byron Glass, APSU
 OG - Ethan Self, APSU
 OG - Raekwon Allen, TSU
 OT - Hunter Sosebee, JSU
 OT - Cameron Kowalewski, EKU
 K - Nick Bruno, EIU
 RS - Chris Rowland, TSU
 RS - DeVon Johnson, TSU
SECOND-TEAM DEFENSE
 DL - Connor Christian, JSU
 DL - Julian Crutchfield, UTM
 DL - Levi Watson, EIU
 DL - Clarence Thornton, SEMO
 LB - James Gilleylen, UTM
 LB - Jalen Choice, JSU
 LB - Justin Swift, SEMO
 DB - Traco Williams, JSU
 DB - Cornelius Floyd, EKU
 DB - Malik Davis, APSU
 DB - Juantarius Bryant, APSU
 P - Nick Bruno, EIU

ALL-NEWCOMER TEAM
 QB - Johnathan Brantley, EIU
 QB - Zerrick Cooper, JSU
 CB - Yul Gowdy, JSU
 QB - Drew Anderson, MUR
 WR/RS - Malik Honeycutt, MUR
 QB - Daniel Santacaterina, SEMO
 RB - Te'kendrick Roberson, TSU
 DE - Mekhi Brown, TSU
 K - Antonio Zita, TSU
 QB - Bailey Fisher, TTU
 WR/RS - Terry Williams, UTM

2019

FIRST-TEAM OFFENSE
 JaVaughn Craig, APSU
 Daryl McCleskey Jr., EKU
 Kentel Williams, APSU
 Chris Rowland, TSU
 Kristian Wilkerson, SEMO
 James Sheehan, EIU
 Blake Mitchell, APSU
 Elijah Swehla, SEMO
 Aries Davis, UTM
 Kyle Anderton, APSU
 Lachavious Simmons, TSU
 K - Samuel Hayworth, EKU
 RS - Chris Rowland, TSU
 RS - Terry Williams, UTM
FIRST-TEAM DEFENSE
 DL - Aaron Patrick, EKU
 DL - Josephus Smith, APSU
 DL - Chris Tucker, TTU
 DL - Austin Pickett, UTM
 LB - Zach Hall, SEMO
 LB - Anthony Koclanakis, MUR
 LB - TJ Jefferson, UTM
 DB - Kordell Jackson, APSU
 DB - Juantarius Bryant, APSU
 DB - JaQuez Akins, UTM
 DB - Marlon Bridges, JSU
 P - Jason Pierce, JSU
SECOND-TEAM OFFENSE
 QB - Zerrick Cooper, JSU
 QB - Bailey Fisher, TTU
 RB - Peyton Logan, UTM
 RB - Alonzo Booth, EKU
 WR - DeAngelo Wilson, APSU
 WR - Josh Pearson, JSU
 TE - Colton Dowell, UTM
 C - Thomas Burton, TSU
 OG - Tucker Schroeder, EKU
 OG - Mike Rhoades, TTU
 OT - Graham Ashkettle, EKU
 OT - Michael Shaddix, JSU
 K - Antonio Zita, TSU
 RS - Metrius Fleming, TTU
SECOND-TEAM DEFENSE
 DL - Shaun Whittinghill, APSU
 DL - Taquan Evans, EKU
 DL - Terrell Greer, EIU
 DL - DJ Coleman, JSU
 LB - Justin Swift, SEMO
 LB - Aderick Moore, TTU
 LB - Dytarius Johnson, EIU
 LB - Zack Woodard, JSU
 DB - Traco Williams, JSU
 DB - Bydarrus Knighten, SEMO
 DB - DaVonte Maura, UTM
 DB - TJ Warren, MUR
 P - Steve Dawson, MUR
ALL-NEWCOMER TEAM
 OG - Bucky Williams, APSU
 DL - John Wesley Whiteside, APSU
 WR - Isaiah Hill, EIU
 RB - Jaelin Benefield, EIU
 LB - Jason Johnson, EIU
 WR - KJ Stepherson, JSU
 RB - Geno Hess, SEMO
 SAF - Josh Green, TSU
 WR/RS - Metrius Fleming, TTU
 QB - John Bachus III, UTM
 DB - JaQuez Akins, UTM

2020-21

FIRST-TEAM OFFENSE
 QB - Zion Webb, JSU
 RB - Justin Swift, SEMO
 RB - Geno Hess, SEMO
 FB - Ben Johnson, TSU
 WR - DeAngelo Wilson, APSU
 WR - Colton Dowell, UTM
 WR - LaMarte Brooks, MUR

WR - Zack Smith, SEMO
 TE - Trae Barry, JSU
 OT - Tylan Grable, JSU
 OG - Jaden Rosenthal, SEMO
 OC - Levi Nesler, MUR
 OG - Cam Hill, JSU
 OT - Bucky Williams, APSU
 OT - Cam Durley, TSU
 OT - Jacob Vance, MUR
 K - Antonio Zita, TSU
 KR - Michael Pettway, JSU
 PR - Malik Honeycutt, MUR
FIRST-TEAM DEFENSE
 DE - DJ Coleman, JSU
 DT - Davoan Hawkins, TSU
 DT - Bryson Donnell, SEMO
 DE - Chris Tucker, TTU
 OLB - Jaylen Swain, JSU
 ILB - Eric Samuta, MUR
 ILB - Jason Johnson, EIU
 ILB - Jack McDonald, APSU
 OLB - Scotty Humpich, MUR
 CB - Marcis Floyd, MUR
 SAF - Nicario Harper, JSU
 SAF - Deven Sims, UTM
 CB - Jay Woods, UTM
 NB - Kordell Jackson, APSU
 P - Zach Haynes, SEMO
SECOND-TEAM OFFENSE
 QB - Preston Rice, MUR
 RB - Damonta Witherspoon, MUR
 RB - Josh Samuel, JSU
 WR - Cam Wyche, TSU
 WR - Donnell Williams, UTM
 WR - Jacob Bell, MUR
 WR - Ahmad Edwards, JSU
 TE - Rodney Williams II, UTM
 OC - Shyron Rodgers, SEMO
 OC - Matthan Hatchie, UTM
 OC - Zack Cangelosi, JSU
 OG - Colby McKee, APSU
 OT - Robert Holmes, APSU
 OG - Mike Rhoades, TTU
 OG - Seth Johnson, APSU
 K - Tyler Larco, UTM
 KR - Matt Judd, EIU
 PR - Shabari Davis, SEMO
SECOND-TEAM DEFENSE
 DE - Umstead Sanders, JSU
 DT - Izaiah Reed, MUR
 DT - Lemuel Gordon, JSU
 DE - Ethan Edmondson, MUR
 OLB - James Green, TSU
 ILB - Marshall Clark, JSU
 ILB - Alec Long, MUR
 ILB - Markail Benton, JSU
 OLB - Omarkrick Douglas, SEMO
 CB - Mark Williams, EIU
 SAF - Josh Green, TSU
 SAF - Josh Reliford, TTU
 CB - Jacquez Payton, JSU
 NB - JaQuez Akins, UTM
 P - Kaleb Mosley, TSU
ALL-NEWCOMER TEAM
 QB - Draylen Ellis, APSU
 RB - Brian Snead, APSU
 SAF - Nicario Harper, JSU
 OLB - Jaylen Swain, JSU
 RB - Josh Samuel, JSU
 RB - Damonta Witherspoon, MUR
 DE - Ethan Edmondson, MUR
 DT - Davoan Hawkins, TSU
 RB - Devon Starling, TSU
 WR - Cam Wyche, TSU
 CB - Jyron Gilmore, TTU

2021

FIRST-TEAM OFFENSE
 QB - Keon Howard, UTM
 RB - Geno Hess, SEMO
 RB - Peyton Logan, UTM
 RB - Zak Wallace, UTM
 WR - Baniko Harley, APSU
 WR - Drae McCray, APSU
 WR - LaMarte Brooks, MUR
 WR - Eugene Minter, APSU
 TE - Rodell Rahmaan, TSU
 OC - Levi Nesler, MUR
 OC - Zack Gieg, SEMO
 OC - Matthan Hatchie, UTM
 OT - Michael Shanahan, UTM
 OT - Jacob Vance, MUR
 OT - Bucky Williams, APSU

OG - Robert Lacey, TSU
 K - Kenny Doak, SEMO
 KR - Dayron Johnson, TSU
 PR - Dayron Johnson
FIRST-TEAM DEFENSE
 DE - Chris Tucker, TTU
 DT - Bryson Donnell, SEMO
 DT - Austin Pickett, UTM
 DE - David DuBose, UTM
 OLB - Omarkrick Douglas, SEMO
 ILB - John Ford, UTM
 ILB - Jason Johnson, EIU
 ILB - Brandon Mincey, SEMO
 OLB - James Green, TSU
 CB - Marcis Floyd, MUR
 SAF - Koby Perry, APSU
 SAF - Deven Sims, UTM
 CB - Johnathon Edwards, APSU
 NICKEL - Kordell Jackson, APSU
 P - Zach Haynes, SEMO
SECOND-TEAM OFFENSE
 QB - Draylen Ellis, APSU
 QB - Geremy Hickbottom, TSU
 RB - Damonta Witherspoon, MUR
 RB - Devon Starling, TSU
 RB - David Gist, TTU
 WR - Colton Dowell, UTM
 WR - Johnny King, SEMO
 WR - Isaiah Hill, EIU
 WR - Zaire Thornton, TSU
 WR - Quinton Cross, TTU
 TE - Rodney Williams II, UTM
 OT - Nate Korte, SEMO
 OC - Kurt Huff, TTU
 OG - Chris Jackson, UTM
 OG - Gavin Olson, UTM
 OT - Lamar Morgan, UTM
 OG - Colby McKee, APSU
 OT - Joe Ware, APSU
 K - Maddux Trujillo, APSU
 K - Aaron Baum, MUR
 KR - Shabari Davis, SEMO
 PR - Malik Honeycutt, MUR
SECOND-TEAM DEFENSE
 DE - Ethan Edmondson, MUR
 DT - Terray Jones, TSU
 DT - Terrell Allen, APSU
 DE - Jordan Miles, EIU
 DE - Tim Varga, EIU
 OLB - JaQuez Akins, UTM
 ILB - Jack McDonald, APSU
 ILB - Eric Samuta, MUR
 ILB - Bryce Norman, SEMO
 OLB - Darnel Victor, MUR
 CB - Jay Woods, UTM
 SAF - Cory Rahman, TSU
 SAF - Josh Reliford, TTU
 CB - Shawn Shamburger, UTM
 NICKEL - Jordan Vincent, EIU
 P - Matt Rigney, APSU
ALL-NEWCOMER TEAM
 WR - Drae McCray, APSU
 K - Maddux Trujillo, APSU
 CB - Russell Dandy, EIU
 RB - Harrison Bey-Buie, EIU
 QB - DJ Williams, MUR
 QB - CJ Ogbonna, SEMO
 OG - Zack Gieg, SEMO
 LB - Bryce Norman, SEMO
 OC - Jeremiah Frazier, TSU
 OLB - Eyabi Anoma, UTM
 RT - Lamar Morgan, UTM



OHIO VALLEY CONFERENCE



OVC PLAYERS OF THE YEAR

OFFENSE

YEAR	PLAYER	SCHOOL
1963	Jim Baker, QB	East Tennessee
1964	Carlton Flatt, QB	Austin Peay
1965	Teddy Morris, QB	Middle Tennessee
1966	Tommie Gray, HB	Morehead State
1967	Dickie Moore, HB	Western Kentucky
1968	Larry Tillman, QB	Murray State
1969	Larry Schreiber, HB	Tennessee Tech
1970	Larry Graham, QB	East Tennessee
1971	Rick Fisher, TB	Murray State
1972	George Greenfield, RB	Murray State
1973	Alan Chadwick, QB	East Tennessee
1974	Everett Talbert, RB	Eastern Kentucky
1975	Mike Moore, FB	Middle Tennessee
1976	Ernie House, QB	Eastern Kentucky
	Everett Talbert, RB	Eastern Kentucky
1977	Phil Simms, QB	Morehead State
1978	Danny Johnson, RB	Murray State
1979	John Hall, QB	Western Kentucky
1980	Sonny Defilippis, QB	Austin Peay
1981	Gino Gibbs, QB	Murray State
1982	Steve Bird, WR **	Eastern Kentucky
1983	James Black, RB	Akron
1984	Vince Hall, TB	Middle Tennessee
1985	Marvin Collier, QB	Middle Tennessee
1986	Mike Clark, TB	Akron
1987	Trenton Lykes, QB	Youngstown State
1988	Elroy Harris, TB	Eastern Kentucky
1989	Michael Proctor, QB	Murray State
1990	Joe Campbell, TB	Middle Tennessee
1991	Markus Thomas, TB	Eastern Kentucky
1992	Markus Thomas, TB **	Eastern Kentucky
1993	Kippy Bayless, TB	Middle Tennessee
1994	Kippy Bayless, TB	Middle Tennessee
1995	Derrick Cullors, TB	Murray State
1996	Mike Cherry, QB	Murray State
1997	Tyrone Butterfield, WR	Tennessee State
	Simon Fuentes, QB	Eastern Kentucky
1998	Leon Murray, QB	Tennessee State
1999	Justin Fuente, QB	Murray State
2000	Tony Romo, QB	Eastern Illinois
2001	Tony Romo, QB	Eastern Illinois
2002	Tony Romo, QB	Eastern Illinois
2003	Efrem Hill, WR **	Samford
2004	Charles Anthony, RB **	Tennessee State
2005	Josh Greco, QB	Eastern Kentucky
2006	Vincent Webb, RB	Eastern Illinois
	Don Chapman, RB	UT Martin
2007	Allan Holland, QB	Eastern Kentucky
2008	Javarris Williams, RB	Tennessee State
2009	Ryan Perrilloux, QB	Jacksonville State
2010	Henry Harris, RB	Southeast Missouri
2011	Tim Benford, WR	Tennessee Tech
2012	Erik Lora, WR **	Eastern Illinois
2013	Jimmy Garoppolo, QB **	Eastern Illinois
2014	Dy'Shawn Mobley, RB	Eastern Kentucky
2015	Eli Jenkins, QB **	Jacksonville State
2016	Eli Jenkins, QB **	Jacksonville State
2017	Roc Thomas, RB	Jacksonville State
2018	Marquis Terry, RB	Southeast Missouri
2019	Chris Rowland, WR/RS	Tennessee State
2020	DeAngelo Wilson, WR	Austin Peay
2021	Keon Howard, QB	UT Martin


DEFENSE

YEAR	PLAYER	SCHOOL
1963	John Mutchler, DE	Western Kentucky
1964	John Wheeler, NG	Murray State
1965	Keith Atchley, NG	Middle Tennessee
1966	Buddy Pfaadt, DB	Eastern Kentucky
1967	Ron Overbay, DB	East Tennessee
1968	Ron Overbay, DB	East Tennessee
1969	Lawrence Brame, DE	Western Kentucky
1970	Lawrence Brame, DE	Western Kentucky
1971	Jim Youngblood, LB	Tennessee Tech
1972	Jim Youngblood, LB	Tennessee Tech
1973	Lonnie Schuster, DT	Western Kentucky
1974	Virgil Livers, DB	Western Kentucky
1975	Rick Green, LB	Western Kentucky
1976	Biff Madon, LB	Western Kentucky
1977	Bob Bible, LB	Austin Peay
1978	Mike Betts, DB	Austin Peay
1979	Terry Love, DB	Murray State
1980	George Floyd, DB	Eastern Kentucky
1981	George Floyd, DB **	Eastern Kentucky
1982	Dennis Mix, DE	Middle Tennessee
1983	Dave Arango, DL	Akron
1984	Fred Harvey, LB	Eastern Kentucky
1985	Don Griffin, DB **	Middle Tennessee
1986	Fred Harvey, LB **	Eastern Kentucky
1987	Aaron Jones, DL	Eastern Kentucky
	Paul Solis, LB	Youngstown State
1988	Don Thomas, LB	Middle Tennessee
1989	Anthony Coleman, LB	Middle Tennessee
1990	Marty Carter, DB	Middle Tennessee
1991	David Wilkins, DE	Eastern Kentucky
1992	Mike Caldwell, LB	Middle Tennessee
1993	Chad Bratzke, DE	Eastern Kentucky
1994	Doug Berg, DL	Southeast Missouri
1995	William Hampton, DB	Murray State
1996	Tony McCombs, LB	Eastern Kentucky
1997	Angel Rubio, DL	Southeast Missouri
1998	Branon Vaughn, DE	Tennessee Tech
1999	Lamar Carter, DE	Tennessee State
2000	Chad Evitts, LB	Tennessee Tech
2001	Yeremiah Bell, DB	Eastern Kentucky
2002	Nick Ricks, LB	Eastern Illinois
2003	Cortland Finnegan, DB	Samford
2004	Justen Rivers, LB	Eastern Kentucky
2005	Clint Sellers, LB	Eastern Illinois
2006	Donald Thomas, LB	Eastern Illinois
2007	Derrick Huff, DB	Eastern Kentucky
2008	Nathan Williams, LB	Murray State
2009	Austen Lane, DL	Murray State
2010	Andrew Soucy, DL	Eastern Kentucky
2011	Rico Council, LB	Tennessee State
2012	Blake Peiffer, LB	Southeast Missouri
2013	Anthony Bass, DE	Tennessee State
2014	Devaunte Sigler, DT	Jacksonville State
2015	Dino Fanti, DT	Eastern Illinois
	Noah Spence, DE	Eastern Kentucky
2016	Darius Jackson, DE	Jacksonville State
2017	Darius Jackson, DE	Jacksonville State
2018	Zach Hall, LB	Southeast Missouri
2019	Aaron Patrick, DL	Eastern Kentucky
2020	Nicario Harper, DB	Jacksonville State
2021	Koby Perry, SAF	Austin Peay

** Indicates player went on to win OVC Male Athlete of the Year Award (all sports) that year; EKU's Chris Sullivan also won that award in 1984-85

OVC COACHES OF THE YEAR

<u>YEAR</u>	<u>COACH, SCHOOL</u>	<u>YEAR</u>	<u>COACH, SCHOOL</u>
1963	Nick Denes, Western Kentucky	1991	Roy Kidd, Eastern Kentucky
1964	Bill Dupes, Austin Peay	1992	Jim Ragland, Tennessee Tech
1965	Charles Murphy, Middle Tennessee	1993	Jim Ragland, Tennessee Tech
1966	Guy Penny, Morehead State	1994	John Mumford, Southeast Missouri
1967	Roy Kidd, Eastern Kentucky	1995	Houston Nutt, Murray State
1968	Bill Furgerson, Murray State	1996	Houston Nutt, Murray State
1969	John Bell, East Tennessee	1997	Roy Kidd, Eastern Kentucky
1970	Bill Peck, Middle Tennessee	1998	L.C. Cole, Tennessee State
1971	Don Wade, Tennessee Tech	1999	L.C. Cole, Tennessee State
1972	Don Wade, Tennessee Tech	2000	Jack Harbaugh, Western Kentucky
1973	Jimmy Feix, Western Kentucky	2001	Bob Spoo, Eastern Illinois
1974	Roy Kidd, Eastern Kentucky	2002	Tim Billings, Southeast Missouri
1975	Don Wade, Tennessee Tech	2003	Bill Gray, Samford
1976	Roy Kidd, Eastern Kentucky	2004	Jack Crowe, Jacksonville State
1977	Boots Donnelly, Austin Peay	2005	Bob Spoo, Eastern Illinois
1978	Jimmy Feix, Western Kentucky	2006	Jason Simpson, UT Martin
1979	Mike Gottfried, Murray State	2007	Danny Hope, Eastern Kentucky
1980	Jimmy Feix, Western Kentucky	2008	Dean Hood, Eastern Kentucky
1981	Roy Kidd, Eastern Kentucky	2009	Bob Spoo, Eastern Illinois
1982	Roy Kidd, Eastern Kentucky	2010	Tony Samuel, Southeast Missouri
	Jim Dennison, Akron	2011	Watson Brown, Tennessee Tech
1983	Roy Kidd, Eastern Kentucky	2012	Dino Babers, Eastern Illinois
	Boots Donnelly, Middle Tennessee	2013	Dino Babers, Eastern Illinois
1984	Bill Narduzzi, Youngstown State	2014	John Grass, Jacksonville State
1985	Boots Donnelly, Middle Tennessee	2015	John Grass, Jacksonville State
1986	Bill Baldrige, Morehead State	2016	John Grass, Jacksonville State
1987	Jim Tressel, Youngstown State	2017	Will Healy, Austin Peay
1988	Roy Kidd, Eastern Kentucky	2018	Tom Matukewicz, Southeast Missouri
1989	Boots Donnelly, Middle Tennessee	2019	Mark Hudspeth, Austin Peay
1990	Roy Kidd, Eastern Kentucky	2020	Dean Hood, Murray State
	Cole Proctor, Morehead State	2021	Jason Simpson, UT Martin
	Joe Gilliam, Tennessee State		



In 2003, the OVC's Coach of the Year award was renamed the Roy Kidd Coach of the Year Award after the Eastern Kentucky legend who won the award 10 times during his career. He is pictured here with former ECU QB Ernie House.

MOST COACH OF THE YEAR AWARDS

<u>Coach, School</u>	<u>Awards</u>
Roy Kidd, Eastern Kentucky	10
Boots Donnelly, APSU/MTSU	4
Jimmy Feix, Western Kentucky	3
Bob Spoo, Eastern Illinois	3
Don Wade, Tennessee Tech	3
John Grass, Jacksonville State	3

OVC FRESHMAN OF THE YEAR

<u>YEAR</u>	<u>COACH</u>	<u>SCHOOL</u>
2004	Don Chapman, RB	UT Martin
2005	Javarris Williams, RB	Tennessee State
2006	Lee Sweeney, QB	Tennessee Tech
2007	Jeff Ehrhardt, QB	Murray State
2008	Tim Benford, WR	Tennessee Tech
2009	T.J. Pryor, QB	Eastern Kentucky
2010	Coty Blanchard, P/QB	Jacksonville State
2011	Michael German, QB	Tennessee State
2012	Scott Lathrop, QB	Southeast Missouri
2013	Devin Borders, WR	Eastern Kentucky
2014	Justin Lea, OT	Jacksonville State
2015	Dante Vandeven, QB	Southeast Missouri
2016	Marlon Bridges, DB	Jacksonville State
2017	Jeremiah Oatsvall, QB	Austin Peay
2018	Bailey Fisher, QB	Tennessee Tech
2019	John Bachus III, QB	UT Martin
2020	Draylen Ellis, QB	Austin Peay
	Devon Starling, RB	Tennessee State
2021	DJ Williams, QB	Murray State



ALL-TIME OVC FIRST-TEAM ALL-AMERICANS

AKRON

Brad Reese, LB - 1980, 1981
Wayne Grant, DL - 1985
Mike Clark, RB - 1986

AUSTIN PEAY

L.E. Oakley, E - 1950
Jack Bushofsky, G - 1960
Tim Chilcutt, HB - 1965
John Ogles, FB - 1966
Harold Roberts, E - 1970
Bob Bible, LB - 1977
Mike Betts, DB - 1978
Brett Williams, DE - 1980
Charles Tucker, OT - 1982
Richard Darden, DE - 1992
Kordell Jackson, DB - 2019, 2020
JaVaughn Craig, QB - 2019
DeAngelo Wilson, WR - 2019, 2020
Johnathon Edwards, DB - 2021
Koby Perry, DB - 2021

EAST TENNESSEE

Ron Overbay, DB - 1968
William Casey, DB - 1970

EASTERN ILLINOIS

Kevin Hill, OL - 2002
Nick Ricks, LB - 2002
Tony Romo, QB - 2002
J.R. Taylor, RB - 2002
Clint Sellers, LB - 2005
Tristan Burge, S - 2006
Donald Thomas, LB - 2006
Erik Lora, WR - 2012, 2013
Jimmy Garoppolo, QB - 2013
Collin Seibert, OL - 2013, 2014
Dino Fantl, DT - 2015
Alexander Hollins, WR - 2018

EASTERN KENTUCKY

Don Daly, HB - 1952
Roy Kidd, QB - 1953
Jimmy Chittum, HB - 1963
Buddy Pfaadt, S - 1966
Aaron Marsh, SE - 1967
Jim Guice, QB - 1968
Fred Troike, OG - 1968
Teddy Taylor, NG - 1969
Everett Talbert, TB - 1974
Junior Hardin, LB - 1975
Roosevelt Kelly, C - 1976
Bob McIntyre, LB - 1979
George Floyd, ROV - 1980, 1981
Kevin Greve, OG - 1981
Steve Bird, SE - 1982
Chris Sullivan, C - 1983, 1984
Joe Spadafino, OG - 1985
Fred Harvey, LB - 1986
Aaron Jones, DT - 1987
Elroy Harris, TB - 1988
Jessie Small, DE - 1988
Al Jacevicius, OT - 1989, 1990
Carl Satterly, DT - 1991
Ernest Thompson, DL - 1991
Markus Thomas, TB - 1992
Chad Bratzke, DE - 1993
James Hand, OG - 1994, 1995
Marc Collins, P - 1995
Tony McCombs, LB - 1996
Chris Guyton, DB - 1997
Tyrone Hopson, OT - 1998
Alex Bannister, WR - 2000
Yeremiah Bell, DB - 2001
Pierre Wright, DB - 2004
Patrick Bugg, TE - 2005
Derrick Huff, DB - 2007
Taylor Long, K - 2008
Derek Hardman, OL - 2009

Noah Spence, DL - 2015
Aaron Patrick, DL - 2019

JACKSONVILLE STATE

Curt Porter, OL - 2010
Griffin Thomas, K - 2013
Max Holcombe, OL - 2014
Casey Dunn, OL - 2015, 2016
Jermaine Hough, DB - 2015
Eli Jenkins, QB - 2015, 2016
Darius Jackson, DE - 2016, 2017
Justin Lea, OF - 2017
Siran Neal, DB - 2017
Tyler Scozzaro, OL - 2017
Marlon Bridges, DB - 2017
Roc Thomas, RB - 2017
B.J. Autry, OL - 2018
Marlon Bridges, DB - 2018
Josh Pearson, WR - 2018
Josh Brady, LS - 2019
Nicario Harper, DB - 2020
Trae Barry, TE - 2020
DJ Coleman, DL - 2020

MIDDLE TENNESSEE

Terry Sweeney, FB - 1956
Ralph Massey, T - 1957
G.E. McCormack, E - 1957
Jerry Hurst, E - 1957
George Dykes, E - 1963
Jimbo Pearson, HB - 1964
Keith Atchley, G - 1965
Mike Moore, FB - 1976
Roger Carroll, OG - 1983
Kelly Potter, PK - 1984
Don Griffin, DB - 1985
Don Thomas, LB - 1988
Joe Campbell, RB - 1990, 1991
Steve McAdoo, OT - 1991, 1992
Patrick Hicks, OT - 1993
Nathaniel Claybrooks, LB - 1995

MOREHEAD STATE

Dave Haverdick, T - 1969
John Christopher, P - 1982
Billy Poe, G - 1986

MURRAY STATE

Al Giordana, G/LB - 1955
Gary Foltz, E - 1962
Don Clayton, TB - 1973
Eddie McFarland, DB - 1977
Terry Love, DB - 1979
Charley Wiles, G - 1986
Derrick Cullors, RB - 1995
William Hampton, DB - 1995, 1996
Shane Andrus, PK - 2001
Nathan Williams, LB - 2008
Austen Lane, DL - 2009
Walter Powell, WR/RS - 2012
Pokey Harris, RS - 2014
D'Montre Wade, DB - 2017

SAMFORD

Efrem Hill, WR - 2003

SOUTHEAST MISSOURI

Doug Berg, DL - 1994
Frank Russell, DB - 1995
Angel Rubio, DL - 1997
Willie Ponder, WR - 2002
Eugene Amano, OL - 2004
Edgar Jones, DL - 2006
David Simonhoff, P - 2006
Doug Spada, P - 2008
Henry Harris, RB - 2010
Sean Middleton, OL - 2010
Brandon Gabbard, LS - 2012
Drew Forbes, OL - 2018

Zach Hall, LB - 2018, 2019

TENNESSEE STATE

Colin Godfrey, P - 1990
Brent Alexander, DB - 1993
Bennie Anderson, OL - 1999
Charles Anthony, RB - 2003
Lamar Carter, DL - 1999
Avion Black, KR/PR - 1999
Charles Anthony, RB - 2003
Charles Anthony, RB - 2004
Dominique Rodgers-Cromartie, DB - 2006, 2007
Cornelius Lewis, OL - 2008
Javarris Williams, RB - 2008
Eugene Clifford, DB - 2010
A.C. Leonard, TE - 2012
Rogers Gaines, OL - 2012
Daniel Fitzpatrick, DB - 2013
Kadeem Edwards, OL - 2013
Nick Thrasher, LB - 2014
De'Ante Saunders, DB - 2014
Robert Myers, OL - 2014
Jessamen Dunker, OL - 2016
Chris Rowland, WR/RS - 2019
Antonio Zita, K - 2020

TENNESSEE TECH

Tom Fann, T - 1952
Tommy Fackler, E - 1959, 1960
Dave Baxter, T - 1961
Larry Schreiber, B - 1969
Jim Youngblood, LB - 1971, 1972
Elois Grooms, DE - 1974
Ed Burns, OT - 1976
Wayne Anderson, PK - 1980
Ryan Weeks, PK - 1989
Robert Taylor, CB - 1996
Branon Vaughn, DE - 1999
D.J. Bleisath, DL - 2001
Chad Zinchini, P - 2013

UT MARTIN

Dontrell Miller, DB - 2008
CJ Estelle, RS - 2011
Montori Hughes, DL - 2012
Terry Williams, RS - 2019

WESTERN KENTUCKY

Jimmy Feix, QB - 1952
Jim Hardin, G - 1957
John Mutchler, E - 1963
Dale Lindsey, LB - 1964
Lawrence Brame, DE - 1970
Jim Barber, LB (Academic) - 1971
Virgil Livers, DB - 1974
John Bushong, DT - 1974
Dave Carter, C - 1976
Chip Carpenter, G - 1977
Pete Walters, G - 1980
Tim Ford, DE - 1980
Donnie Evans, DE - 1981
Patrick Goodman, C - 1999
Melvin Wisham, LB - 2000
Bobby Sippio, DB - 2000

YOUNGSTOWN STATE

Paris Wicks, RB - 1981, 1982

Lists includes players named first-team All-Americans by the Associated Press, AFCA, HERO Sports, Phil Steele, Sports Network/STATS and Walter Camp organizations.



OHIO VALLEY CONFERENCE



OVC RECORD BOOK - INDIVIDUALS

Note: Prior to 2002, the NCAA only recognized regular-season games for records-keeping purposes. Beginning in 2002, all postseason games are now included in league and NCAA records. FCS/I-AA playoff games prior to 2002 still are not factored into league or NCAA records.

TOTAL OFFENSE

MOST ATTEMPTS

GAME: 86 - Bennie Coney, Eastern Kentucky vs. Murray State (11/14/15)
SEASON: 638 - Jimmy Garoppolo, Eastern Illinois (2013)
CAREER: 1,928 - Jimmy Garoppolo, Eastern Illinois (2010-13)

MOST YARDS

GAME: 610 - Casey Brockman, Murray State vs. Tennessee State (2011)
SEASON: 5,112 - Jimmy Garoppolo, Eastern Illinois (2013)
CAREER: 13,089 - Jimmy Garoppolo, Eastern Illinois (2010-13)

ALL-PURPOSE

GAME: 438 - Marquis Terry, Southeast Missouri vs. Southern Illinois (9/15/18)
SEASON: 2,609 - Henry Harris, Southeast Missouri (2010)

RUSHING

MOST ATTEMPTS

GAME: 52 - James Black, Akron vs. Austin Peay (1983)
SEASON: 351 - James Black, Akron (1983)
CAREER: 1,046 - Don Chapman, UT Martin (2004-07)

MOST YARDS

QUARTER: 204 - Brian Snead, Austin Peay vs. Tenn. State (2/28/21) (FCS Record)
GAME: 311 - Marquis Terry, Southeast Missouri vs. Southern Illinois (9/15/18)
SEASON: 1,788 - Troymaine Pope, Jacksonville State (2015)
CAREER: 5,149 - Markus Thomas, Eastern Kentucky (1989-92)

MOST YARDS PER CARRY

GAME (min. 5 att.): 24.6 - Malik Harrison, Eastern Illinois vs. Tenn. Tech (10/24/15)
SEASON (min. 50 att.): 9.1 - Ray Purvis, Middle Tennessee (1959)
CAREER (min. 400 att.): 6.57 - Markus Thomas, Eastern Kentucky (1989-92)

MOST TOUCHDOWNS

GAME: 5 - Dy'Shawn Mobley, Eastern Kentucky vs. Murray State (2014)
5 - DaMarcus James, Jacksonville State vs. Austin Peay (2013)
5 - Derek White, Tennessee Tech vs. Concordia (Ala.) (2007)
5 - Daniel Williams, Austin Peay vs. UT Martin (1996)
5 - Paris Wicks, Youngstown State vs. Northern Iowa (1981)
SEASON: 29 - DaMarcus James, Jacksonville State (2013)
CAREER: 58 - Elroy Harris, Eastern Kentucky (1985-88)

LONGEST RUN:

99 yds. - Bobby Washington, Eastern Ky. vs. Murray St. (2007)
99 yds. - Leon Washington, SE Missouri vs. Tennessee State (2013)

CONSECUTIVE 1,000-YARD SEASONS: 4 - Don Chapman, UT Martin (2004-07)

MISCELLANEOUS RECORDS

CONSECUTIVE OVERTIME GAMES: 3 - Jacksonville State (2013) (NCAA Record)
MOST OVERTIMES IN A GAME: 5 - Jacksonville State vs. Kennesaw State (11/17/18)

LONGEST FUMBLE RETURN: 99 yds. - Ray Neal, Middle Tenn. vs. Muskingum (1964)
MOST DEFENSIVE TOUCHDOWNS - SEASON (PLAYER): 5 - Dontrell Miller, UT Martin (2008) (NCAA Record)

MOST FUMBLE RETURNS FOR TOUCHDOWN - SEASON (TEAM): 6 - UT Martin (2008) (NCAA Record)

CONSECUTIVE GAMES STARTED - CAREER: 51 - Justin Lea, Jacksonville St. (2014-17)
LONGEST OVERALL WIN STREAK (ALL GAMES): 18 - Eastern Kentucky (1982-83)
LONGEST OVERALL LOSING STREAK (ALL GAMES): 29 - Austin Peay (2014-17)
LONGEST OVERALL WIN STREAK (OVC GAMES): 36 - Jacksonville State (2013-18)
LONGEST OVERALL LOSING STREAK (OVC GAMES): 43 - UT Martin (1996-2003)

TOTAL OFFENSE (SEASON)

YEAR	PLAYER	YARDS
2013	Jimmy Garoppolo (Eastern Illinois)	5,112
2015	Eli Jenkins (Jacksonville State)	3,949
2019	JaVaughn Craig (Austin Peay)	3,922
2015	KD Humphries (Murray State)	3,831
2012	Jimmy Garoppolo (Eastern Illinois)	3,823
2012	Casey Brockman (Murray State)	3,802
2018	Zerrick Cooper (Jacksonville State)	3,787
2019	Zerrick Cooper (Jacksonville State)	3,724
2014	KD Humphries (Murray State)	3,678
2004	Ray Nelson (Samford)	3,606

TOTAL OFFENSE (CAREER)

YEARS	PLAYER	YARDS
2010-13	Jimmy Garoppolo (Eastern Illinois)	13,089
2013-16	Eli Jenkins (Jacksonville State)	11,448
2012-16	K.D. Humphries (Murray State)	10,742
2009-12	Casey Brockman (Murray State)	10,502
1986-89	Michael Proctor (Murray State)	9,886
2011-14	Michael German (Tennessee State)	8,752
1987-90	Chris Swartz (Morehead State)	8,648
2009-12	Derek Carr (UT Martin)	8,484
2009-12	T.J. Pryor (Eastern Kentucky)	8,341
2018-20	Zerrick Cooper (Jacksonville State)	8,260

ALL-PURPOSE (SEASON)

YEARS	PLAYER	YDS
2010	Henry Harris (Southeast Missouri)	2,609
2009	Terrence Holt (Austin Peay)	2,373
1995	Derrick Cullors (Murray State)	2,369
2002	Andre Raymond (Eastern Illinois)	2,268
2013	Shepard Little (Eastern Illinois)	2,192
2002	Jay Bailey (Austin Peay)	2,153
2001	Curtis Cooper (Southeast Missouri)	2,127
2012	Walter Powell (Murray State)	2,123
2019	Chris Rowland (Tennessee State)	2,110
2010	Terrence Holt (Austin Peay)	2,049

RUSHING (SEASON)

YEAR	PLAYER	ATT	YDS	YDS/GM
2015	Troymaine Pope (JSU)	218	1,788	119.2
1986	Mike Clark (AKR)	245	1,786	162.4
1995	Derrick Cullors (MUR)	269	1,765	160.5
2004	Charles Anthony (TSU)	306	1,739	158.1
2010	Henry Harris (SEMO)	305	1,735	144.6
2003	Charles Anthony (TSU)	322	1,708	142.3
1989	Markus Thomas (EKU)	232	1,620	147.3
2011	Matt Denham (EKU)	254	1,570	130.8
1983	James Black (AKR)	351	1,568	142.5
2013	Shepard Little (EIU)	216	1,548	110.6

RUSHING (CAREER)

YEARS	PLAYER	ATT	YDS	TD's
1989-92	Markus Thomas (EKU)	784	5,149	51
2001-04	Charles Anthony (TSU)	910	5,057	55
2004-07	Don Chapman (UTM)	1046	5,017	49
1966-69	Larry Schreiber (TTU)	877	4,421	32
2005-08	Javarris Williams (TSU)	849	4,329	42
1984-86	Mike Clark (AKR)	804	4,257	24
2003-06	Vincent Webb (EIU)	869	4,233	43
2001-04	C.J. Hudson (EKU)	846	4,149	42
1968-71	Jimmie Brooks (EKU)	920	3,842	32
1985-88	Elroy Harris (EKU)	648	3,829	58

RUSHING TOUCHDOWNS (SEASON)

YEAR	PLAYER	TD
2013	Da'Marcus James (JSU)	29
1988	Elroy Harris (EKU)	21
2014	Dy'Shawn Mobley (EKU)	20
2015	Troymaine Pope (JSU)	19
2004	Oscar Bonds (JSU)	19
2002	J.R. Taylor (EIU)	18
2001	J.R. Taylor (EIU)	18
2010	Henry Harris (SEMO)	18
1992	Markus Thomas (EKU)	17
1987	Elroy Harris (EKU)	17
1995	Derrick Cullors, MUR	17

RUSHING TOUCHDOWNS (CAREER)

YEAR	PLAYER	TD
1985-88	Elroy Harris (EKU)	58
1989-92	Markus Thomas (EKU)	52
1999-02	J.R. Taylor (EIU)	51
2011-14	Da'Marcus James (JSU)	49
2004-07	Don Chapman, UTM	49
1988-91	Joe Campbell (MTSU)	44
2013-16	Eli Jenkins (JSU)	43
2003-06	Vincent Webb (EIU)	43
2001-04	C.J. Hudson (EKU)	42
2005-08	Jarvis Williams (TSU)	42

PASSING

MOST ATTEMPTS

GAME: 71 - Josh Greco, Eastern Kentucky vs. Eastern Illinois (2005)
SEASON: 568 - Jimmy Garoppolo, Eastern Illinois (2013)
CAREER: 1,668 - Jimmy Garoppolo, Eastern Illinois (2010-13)

MOST COMPLETIONS

GAME: 49 - KD Humphries, Murray State vs. Austin Peay (2016)
SEASON: 375 - Jimmy Garoppolo, Eastern Illinois (2013)
CAREER: 1,047 - Jimmy Garoppolo, Eastern Illinois (2010-13)

MOST YARDS

GAME: 600 - Casey Brockman, Murray State vs. Tennessee State (2011)
SEASON: 5,050 - Jimmy Garoppolo, Eastern Illinois (2013)
CAREER: 13,156 - Jimmy Garoppolo, Eastern Illinois (2010-13)

HIGHEST COMPLETION PERCENTAGE

GAME: 100% (16-of-16) - Tony Romo, Eastern Illinois vs. Indiana St. (2001)
SEASON: 69.4% (359-of-517) - Casey Brockman, Murray State (2012)
CAREER: 67.1% (331-of-493) - Mike Simpson, Eastern Illinois (1996-97)

MOST TOUCHDOWNS

GAME: 8 - Casey Brockman, Murray State (2012)
SEASON: 53 - Jimmy Garoppolo, Eastern Illinois (2013)
CAREER: 118 - Jimmy Garoppolo, Eastern Illinois (2010-13)

LONGEST COMPLETION

99 yds. - Riley Walker to Fred Burnette, Tennessee St. vs. Jacksonville St. (2004)

MOST CONSECUTIVE COMPLETIONS (GAME)

19 - Butch Mosby, Murray State vs. UT Martin (1993)

MOST TWO-POINT CONVERSION PASSES COMPLETIONS (GAME)

3 - Billy Walker, Middle Tennessee vs. UT Martin (1967)

MOST PASSING YARDS IN A HALF (GAME)

422 - Casey Brockman, Murray State vs. Tennessee State (2011) (*NCAA Record*)

CONSECUTIVE PASSES WITHOUT AN INTERCEPTION

230 - Johnathan Brantley, Eastern Illinois (2018)



Jimmy Garoppolo shattered nearly every OVC quarterback record when he completed his career in 2013. The Walter Payton Award winner holds the OVC career total offense, passing yards and passing touchdown records.

PASSING YARDS (SEASON)

YEAR	PLAYER	ATT	COMP	YDS
2013	Jimmy Garoppolo (Eastern Illinois)	568	375	5,050
2012	Jimmy Garoppolo (Eastern Illinois)	540	331	3,823
2015	KD Humphries (Murray State)	532	330	3,778
2012	Casey Brockman (Murray State)	517	359	3,729
1999	Justin Fuente (Murray State)	400	240	3,497
2014	KD Humphries (Murray State)	473	319	3,483
2018	Zerrick Cooper (Jacksonville State)	417	251	3,416
2019	Zerrick Cooper (Jacksonville State)	439	260	3,404
2011	Casey Brockman (Murray State)	477	316	3,276
2012	Derek Carr (UT Martin)	415	264	3,276

PASSING YARDS (CAREER)

YEARS	PLAYER	ATT	COMP	YDS
2010-13	Jimmy Garoppolo (EIU)	1,668	1,047	13,156
2012-16	KD Humphries (MUR)	1,458	895	10,458
2009-12	Casey Brockman (MUR)	1,405	938	9,990
1987-90	Chris Swartz (MOR)	1,407	774	9,028
1986-89	Michael Proctor (MUR)	1,148	578	8,682
2011-14	Micheal German (TSU)	1,145	655	8,669
2009-12	Derek Carr (UTM)	1,110	665	8,428
1999-02	Tony Romo (EIU)	941	584	8,212
2013-16	Eli Jenkins (JSU)	1,031	583	7,652
2000-03	Stewart Childress (MUR)	1,118	649	7,581

PASS COMPLETIONS (SEASON)

YEAR	PLAYER	COMP
2013	Jimmy Garoppolo (Eastern Illinois)	375
2012	Casey Brockman (Murray State)	359
2012	Jimmy Garoppolo (Eastern Illinois)	331
2015	KD Humphries (Murray State)	330
2014	KD Humphries (Murray State)	319
2011	Casey Brockman (Murray State)	316
2016	KD Humphries (Murray State)	283
2019	Preston Rice (Murray State)	281
2004	Andrew Goodenough (Southeast Missouri)	279
2012	Derek Carr (UT Martin)	264

PASS COMPLETIONS (CAREER)

YEARS	PLAYER	COMP
2010-13	Jimmy Garoppolo (Eastern Illinois)	1,047
2012-16	KD Humphries (Murray State)	940
2009-12	Casey Brockman (Murray State)	938
1987-90	Chris Swartz (Morehead State)	774
2009-12	Derek Carr (UT Martin)	665
2011-14	Micheal German (Tennessee State)	655
2000-03	Stewart Childress (Murray State)	649
2006-09	Lee Sweeney (Tennessee Tech)	625
1999-02	Tony Romo (Eastern Illinois)	584
2002-05	Brady Wahlberg (UT Martin)	584

PASS ATTEMPTS (CAREER)

YEARS	PLAYER	COMP
2010-13	Jimmy Garoppolo (Eastern Illinois)	1,668
2012-16	KD Humphries (Murray State)	1,458
1987-90	Chris Swartz (Morehead State)	1,407
2009-12	Casey Brockman (Murray State)	1,405
1986-89	Michael Proctor (Murray State)	1,148
2011-14	Micheal German (Tennessee State)	1,147

PASSING TOUCHDOWNS (CAREER)

YEARS	PLAYER	TD'S
2010-13	Jimmy Garoppolo (Eastern Illinois)	118
1999-02	Tony Romo (Eastern Illinois)	85
2012-16	KD Humphries (Murray State)	73
2009-12	Casey Brockman (Murray State)	71
2009-12	Derek Carr (UT Martin)	69
2011-14	Micheal German (Tennessee State)	65
2018-20	Zerrick Cooper (Jacksonville State)	61
1997-99	Leon Murray (Murray State)	56
1987-90	Chris Swartz (Morehead State)	55
2012-15	Jarod Neal (UT Martin)	53

PASSING TOUCHDOWNS (SEASON)

YEAR	PLAYER	TD'S
2013	Jimmy Garoppolo (Eastern Illinois)	53
2002	Tony Romo (Eastern Illinois)	34
2018	Zerrick Cooper (Jacksonville State)	32
2012	Jimmy Garoppolo (Eastern Illinois)	31
2012	Derek Carr (UT Martin)	31
2015	Jarod Neal (UT Martin)	30
2002	Jack Tomco (Southeast Missouri)	29
2012	Casey Brockman (Murray State)	28
2018	Daniel Santacaterina (Southeast Missouri)	28
2019	Zerrick Cooper (Jacksonville State)	28
2019	JaVaughn Craig (Austin Peay)	28



OHIO VALLEY CONFERENCE



RECEIVING

MOST CATCHES

GAME: 21 - Erik Lora, Eastern Illinois vs. Murray State (2012)
SEASON: 136 - Erik Lora, Eastern Illinois (2012) (*NCAA Record*)
CAREER: 332 - Erik Lora, Eastern Illinois (2009-13)

MOST YARDS

GAME: 316 - Aaron Marsh, Eastern Kentucky vs. Northwood (1967)
SEASON: 1,664 - Erik Lora, Eastern Illinois (2012)
CAREER: 4,006 - Erik Lora, Eastern Illinois (2009-13)

MOST TOUCHDOWNS

GAME: 5 - Marcus Harris, Murray State vs. Missouri State (2010)
 5 - Quentin Sims, UT Martin vs. Jacksonville State (2012)
 5 - Alan Bonner, Jacksonville State vs. UT Martin (2012)
SEASON: 19 - Erik Lora, Eastern Illinois (2013)
CAREER: 35 - Erik Lora, Eastern Illinois (2009-13)

CONSECUTIVE GAMES WITH A CATCH

50 - Josh Barge, Jacksonville State (2013-16) (*2nd in NCAA History*)

SCORING

MOST POINTS

GAME: 36 - Derrick Cullors, Murray State vs. Morehead State (1995)
 36 - Dy'Shawn Mobley, Eastern Kentucky vs. Murray State (2014)
SEASON: 174 - DaMarcus James, Jacksonville State (2013)
CAREER: 322 - Markus Thomas, Eastern Kentucky (1989-92)

MOST TOUCHDOWNS

GAME: 6 - Derrick Cullors, Murray State vs. Morehead State (1995)
 6 - Dy'Shawn Mobley, Eastern Kentucky vs. Murray State (2014)
SEASON: 29 - DaMarcus James, Jacksonville State (2013)
CAREER: 54 - Markus Thomas, Eastern Kentucky (1989-92)

MOST EXTRA POINTS

GAME: 12 - Tom Hansen, UT Martin vs. Concordia (2008)
SEASON: 77 - Cameron Berra, Eastern Illinois (2013)
CAREER: 172 - Cameron Berra, Eastern Illinois (2010-13)

MOST CONSECUTIVE EXTRA POINTS

GAME: 12 - Tom Hansen, UT Martin vs. Concordia (2008)
SEASON: 56 - Chris Dill, Murray State (1995)
CAREER: 100 - Garth Petrilli, Middle Tennessee (1991-93)

MOST FIELD GOALS

GAME: 7 - Ryan Weeks, Tennessee Tech vs. Chattanooga (1989)
SEASON: 24 - Griffin Thomas, Jacksonville State (2013)
CAREER: 59 - Jamin Godfrey, Tennessee State (2010-13)

MOST POINTS SCORED BY KICKING

GAME: 22 - Ryan Weeks, Tennessee Tech vs. Chattanooga (1989)
SEASON: 134 - Griffin Thomas, Jacksonville State (2013)
CAREER: 311 - Gavin Hallford, Jacksonville State (2004-08)

MOST FG'S ATTEMPTS (CAREER)

91 - Jamin Godfrey, Tennessee State (2010-13)

LONGEST FIELD GOAL

62 yds - Paul Hickert, Murray State vs. Eastern Kentucky (1986)
 62 yds. - Antonio Zita, Tennessee State vs. Eastern Illinois (2020)

MOST 2-POINT CONVERSIONS (CAREER)

8 - Bill Marston, Morehead State (1966-69)

PUNTING

MOST PUNTS

GAME: 14 - Mike Johnson, Austin Peay vs. Tennessee Tech (1971)
 14 - Bubba Beasley, UT Martin vs. Eastern Kentucky (1993)
 14 - Jake Reynolds, Southeast Missouri vs. Missouri (2019)
SEASON: 93 - John Christopher, Morehead State (1982)
 93 - Ben Campbell, Austin Peay (2014)

BEST PUNTING AVERAGE

GAME: 59.3 - Jordan Berry, Eastern Kentucky vs. SE Missouri (2013)
SEASON: 46.0 - David Simonhoff, Southeast Missouri (2004)

LONGEST PUNT: 90 yds. - Brian Bivens, Murray St. vs. Southeast Missouri (2002)

MOST BLOCKED PUNTS (Career): 9 - Taurean Rhetta, Jacksonville St. (2004-07)

RECEPTIONS (SEASON)

YEAR	PLAYER	REC	YDS	YDS/REC
2012	Erik Lora (EIU)	136	1,664	11.3
2013	Erik Lora (EIU)	123	1,544	12.6
2019	Chris Rowland (TSU)	104	1,437	13.8
2012	Walter Powell (MUR)	94	1,213	12.9
2014	Adam Drake (EIU)	93	1,321	14.2
2015	Josh Barge (JSU)	92	1,145	12.4
2003	Efrem Hill (SAM)	92	1,387	15.1
2013	Jeremy Butler (UTM)	90	1,203	13.4
2019	DeAngelo Wilson (APSU)	89	1,564	17.6
1967	Harvey Tanner (MUR)	88	996	11.3

RECEPTIONS (CAREER)

YEAR	PLAYER	REC	YDS	YDS/REC
2009-13	Erik Lora (EIU)	332	4,006	12.1
2013-16	Josh Barge (JSU)	247	3,611	14.6
1967-70	Harold Roberts (APSU)	232	3,005	13.0
2016-19	Kristian Wilkerson (SEMO)	219	3,540	16.2
2008-11	Tim Benford (TTU)	217	3,104	14.3
2007-10	Marcus Harris (MUR)	216	2,471	11.4
2010-13	Walter Powell (MUR)	208	2,650	12.7
2012-15	Jeremy Harness (MUR)	204	2,326	11.4
2011-14	Adam Drake (EIU)	202	2,979	14.7
2003-06	Taurean Stephens (UTM)	201	2,148	10.7

RECEIVING YARDS (SEASON)

YEAR	PLAYER	REC	YDS	YDS/REC
2012	Erik Lora (EIU)	136	1,664	12.2
2019	DeAngelo Wilson (APSU)	89	1,564	17.6
2013	Erik Lora (EIU)	123	1,544	12.6
2002	Willie Ponder (SEMO)	87	1,453	16.7
2019	Chris Rowland (TSU)	104	1,437	13.8
2003	Efrem Hill (SAM)	92	1,387	15.1
2019	Kristian Wilkerson (SEMO)	71	1,350	19.0
2014	Adam Drake (EIU)	93	1,321	14.2
2013	Adam Drake (EIU)	85	1,305	15.4
2012	Walter Powell (MUR)	94	1,213	12.9

RECEIVING YARDS (CAREER)

YEAR	PLAYER	REC	YDS	YDS/REC
2009-13	Erik Lora (EIU)	332	4,006	12.1
2000-03	C.J. Johnson (TSU)	194	3,903	20.1
2013-16	Josh Barge (JSU)	247	3,611	14.6
2016-19	Kristian Wilkerson (SEMO)	219	3,540	16.2
2008-11	Tim Benford (TTU)	217	3,104	14.3
2002-05	Andre Ralston (EKU)	165	3,095	18.8
1967-70	Harold Roberts (APSU)	232	3,005	13.0
2011-14	Adam Drake (EIU)	202	2,979	14.7
2004-07	Larry Shipp (TTU)	195	2,950	15.1
1995-98	Rondel Menendez (EKU)	145	2,902	20.0

RECEIVING TOUCHDOWNS (SEASON)

YEAR	PLAYER	TD's
2013	Erik Lora (Eastern Illinois)	19
2018	Josh Pearson (Jacksonville State)	17
2018	Alexander Hollins (Eastern Illinois)	16
2012	Quentin Sims (UT Martin)	16
2003	Efrem Hill (Samford)	15
2002	Willie Ponder (Southeast Missouri)	15
2019	DeAngelo Wilson (Austin Peay)	15
1999	Terrance Tillman (Murray State)	14
2015	Rod Wright (UT Martin)	14
2018	Kristian Wilkerson (Southeast Missouri)	14

RECEIVING TOUCHDOWNS (CAREER)

YEAR	PLAYER	TD's
2009-13	Erik Lora (Eastern Illinois)	35
2016-19	Kristian Wilkerson (Southeast Missouri)	33
2009-12	Chris Wright (Eastern Illinois)	32
2000-03	C.J. Johnson (Tennessee State)	32
1967-70	Harold Roberts (Austin Peay)	31
2015-18	Patrick Smith (Tennessee State)	31
2017-19	Josh Pearson (Jacksonville State)	30
2010-13	Walter Powell (Murray State)	29
2012-15	Paul McRoberts (Southeast Missouri)	29
1995-98	Rondel Menendez (Eastern Kentucky)	27
2008-11	Tim Benford (Tennessee Tech)	27
2004-07	Larry Shipp (Tennessee Tech)	27



OHIO VALLEY CONFERENCE



KICKOFF RETURNS

MOST RETURNS

GAME: 11 - Ladarius Vanlier, Tennessee Tech vs. Murray State (2012)
SEASON: 52 - Terrence Holt, Austin Peay (2008)
CAREER: 191 - Terrence Holt, Austin Peay (2007-10) (*NCAA Record*)

MOST YARDS

GAME: 250 - Terrence Holt, Austin Peay vs. North Dakota State (2008)
SEASON: 1,285 - Terrence Holt, Austin Peay (2008)
CAREER: 4,683 - Terrence Holt, Austin Peay (2007-10) (*NCAA Record*)

LONGEST KICK RETURN: 100 yds. - Buford Crager, Morehead St. vs. East Tennessee (1959)
 100 yds. - Dickie Fulton, Tennessee Tech vs. East Tennessee (1973)
 100 yds. - Leon Brown, Eastern Kentucky vs. Austin Peay (1989)
 100 yds. - Leon Brown, Eastern Kentucky vs. Western Kentucky (1992)
 100 yds. - Darriel Ruffin, UT Martin vs. Murray State (1997)
 100 yds. - Avion Black, Tennessee State vs. Jackson State (1999)
 100 yds. - Avion Black, Tennessee State vs. Alabama A&M (1999)
 100 yds. - Davin Walker, Eastern Kentucky vs. Murray State (2006)
 100 yds. - Weldon Garlington, Tennessee State vs. Austin Peay (2011)
 100 yds. - Darion Hall, Tennessee State vs. Eastern Kentucky (2014)
 100 yds. - Pokey Harris, Murray State vs. Eastern Illinois (2014)
 100 yds. - Pokey Harris, Murray State vs. Eastern Kentucky (2014)
 100 yds. - Dontez Byrd, Tennessee Tech vs. Mercer (2016)

BEST KICK RETURN AVERAGE (Season): 34.2 - Avion Black, Tennessee State (1999)
KICKOFF RETURNS FOR A TOUCHDOWN (Season): 3 - Larry Shipp, Tennessee Tech (2007)

PUNT RETURNS

MOST RETURNS

GAME: 9 - Allen Coker, Western Kentucky vs. Butler (1971)
 9 - Allen Coker, Western Kentucky vs. Middle Tennessee (1972)
SEASON: 55 - Tommy Houk, Murray State (1980)

MOST YARDS

GAME: 183 - Dewayne Harper, UT Martin vs. Charleston Southern (1994)
SEASON: 564 - Dewayne Harper, UT Martin (1994)

LONGEST PUNT RETURN: 100 yds. - Phil Foster, Murray State vs. Morehead State (1959)
 100 yds. - Walter Powell, Murray State vs. SE Missouri (2012) (*FCS Record*)

MOST RETURNS FOR TD (GAME): 2 - Dewayne Harper, UT Martin vs. Charleston Southern (1994)
 2 - Bobby Sippio, Western Ky. vs. Cumberland (1999)
 2 - Frank Cutolo, Eastern Illinois vs. Ky. Wesleyan (2000)

MOST RETURNS FOR TD (SEASON): 3 - Mo Hollingsworth, Morehead State (1971)
 3 - Virgil Livers, Western Kentucky (1974)

BEST PUNT RETURN AVG. (SEASON): 20.5 - Craig Agee, Jacksonville State (2004)

CAREER KICK RETURN (KICK+PUNT) YARDAGE: 5,230 - Terrence Holt, APSU (2007-10) (*NCAA Record*)
CAREER KICK RETURNS (KICK+PUNT): 241 - Terrence Holt, Austin Peay (2007-10) (*NCAA Record*)

TACKLES/SACKS

TOTAL TACKLES - SEASON: 221 - Brad Reese, Akron (1980)

TOTAL SACKS - SEASON: 13.0 - Jesse Small, Eastern Kentucky (1986)
TOTAL SACKS - CAREER: 40.5 - Lamar Carter, Tennessee State (1996-99)

INTERCEPTIONS

MOST INTERCEPTIONS

GAME: 4 - Jim Pickens, Western Kentucky vs. Eastern Kentucky (1948)
 4 - Buddy Pfaadt, Eastern Kentucky vs. Austin Peay (1966)
 4 - Bud Qualk, Murray State vs. Austin Peay (1969)
 4 - Jim Hardie, Austin Peay vs. Morehead State (1970)
 4 - Pat Smith, Eastern Kentucky vs. Marshall (1986)
 4 - Marty Jones, Tennessee Tech vs. Eastern Kentucky (2014)
SEASON: 12 - John Fitzpatrick, Tennessee Tech (1972)
CAREER: 22 - Robert Taylor, Tennessee Tech (1993-96)
 22 - George Floyd, Eastern Kentucky (1978-81)
 22 - Bill Casey, East Tennessee (1968-70)

MOST YARDS

GAME: 119 - Bobby Sippio, Western Kentucky vs. Tennessee State (2000)
SEASON: 280 - William Hampton, Murray State (1995)
CAREER: 409 - William Hampton, Murray State (1993-96)

MOST INTERCEPTIONS FOR TOUCHDOWNS

SEASON: 4 - William Hampton, Murray State (1995) (*NCAA Record*)
CAREER: 6 - William Hampton, Murray State (1993-96)

LONGEST INT. RET.: 100 yds. - Ray Oldham, Middle Tennessee vs. Chattanooga (1970)
 100 yds. - George Floyd, Eastern Kentucky vs. Youngstown State (1980)
 100 yds. - Eddie Calvin, Southeast Missouri vs. Southwest Baptist (2007)
 100 yds. - Branden Spann, Southeast Missouri vs. Tennessee Tech (2012)

CONSECUTIVE GAMES WITH A INTERCEPTION FOR A TD: 4 - Jacksonville State (2006-07)

SCORING (SEASON)

YEAR	PLAYER	POINTS
2013	DaMarcus James (Jacksonville St.)	174
2013	Griffin Thomas (Jacksonville State)	134
1988	Elroy Harris (Eastern Kentucky)	128
2014	Dy'Shawn Mobley (Eastern Kentucky)	126
2013	Erik Lora (Eastern Illinois)	124
2001	J.R. Taylor (Eastern Illinois)	120
1995	Derrick Cullors (Murray State)	120
2015	Troymaine Pope (Jacksonville St.)	120
2015	Connor Rouleau (Jacksonville St.)	116
2013	Shephard Little (Eastern Illinois)	114
2010	Henry Harris (Southeast Missouri)	114
2004	Oscar Bonds (Jacksonville State)	114
1967	Dickie Moore (Western Kentucky)	114

SCORING (CAREER)

YEAR	PLAYER	POINTS
1989-92	Markus Thomas (Eastern Kentucky)	322
2004-08	Gavin Halford (Jacksonville State)	311
2010-13	Jamin Godfrey (Tennessee State)	311
1999-02	J.R. Taylor (Eastern Illinois)	310
2004-07	Don Chapman (UT Martin)	296
2008-11	Kienan Cullen (Murray State)	295
1985-88	Elroy Harris (Eastern Kentucky)	288
1991-94	Garth Petrilli (Middle Tennessee)	280
2001-04	Charles Anthony (Tennessee State)	276
2010-13	Cameron Berra (Eastern Illinois)	274



Austin Peay's Terrence Holt finished his career as the NCAA all-time leader (all divisions) in kickoff returns (191) and kickoff yards (4,683). He is also the only player with four 1,000+ yard kick return seasons.

OVC RECORD BOOK - TEAM

SINGLE GAME

Most Points:	97 - UT Martin vs. Bethel (1995)
Most Points vs. DI Opponent:	78 - Austin Peay vs. Morehead State (2018)
Most Points in an OVC Game:	76 - Tennessee State vs. UT Martin (1998) 76 - UT Martin vs. Murray State (2007)
Most Combined Pts. in OVC Game:	125 - UT Martin (66) vs. Murray State (59) (2012)
Most Points in a Half:	62 - Murray State vs. Campbellsville (2013)
Most Touchdowns:	14 - UT Martin vs. Bethel (1995)
Most PAT Kicks:	13 - UT Martin vs. Bethel (1995)
Most 2-Pt. Conversions:	3 - Middle Tennessee vs. UT Martin (1967) 3 - Eastern Kentucky vs. Northwood (1968) 3 - Tennessee Tech vs. UT Martin (1980)
Most Touchdowns Rushing:	10 - Austin Peay vs. Morehead State (2017)
Most Touchdowns Passing:	8 - Murray State vs. Tennessee State (2011) 8 - Murray State vs. UT Martin (2012)
Most First Downs:	40 - Murray State vs. UT Martin (2012)
Most First Downs Rushing:	29 - Austin Peay vs. Kentucky Wesleyan (1994)
Most First Downs Passing:	30 - Murray State vs. Tennessee State (2011) 30 - Murray State vs. UT Martin (2012)
Most Plays:	123 - Eastern Kentucky vs. Murray State (2015) (<i>NCAA Record</i>)
Most Combined Plays:	210 - Murray State (110) vs. Eastern Illinois (100) (2012)
Most Total Yards:	821 - UT Martin vs. Murray State (2007)
Most Combined Total Yards:	1,423 - Murray State (816) vs. Missouri State (607) (2010)
Most Yards Rushing:	674 - Austin Peay vs. Kentucky Wesleyan (1994)
Most Combined Rushing Yards:	850 - Jacksonville St. (440) & SE Missouri (410) (2013) (<i>NCAA Record</i>)
Fewest Yards Rushing:	-88 - Morehead State vs. Austin Peay (1983)
Most Rushing Attempts:	83 - Tennessee Tech vs. Morningside (1972) 83 - Eastern Kentucky vs. Morehead State (1989)
Fewest Rushing Attempts:	5 - UT Martin vs. Eastern Kentucky (1995)
Best Rushing Average:	12.0 - Murray State vs. Kentucky Wesleyan (2014)
Most Yards Passing:	630 - Murray State vs. Tennessee State (2011)
Most Passes Attempted:	73 - Murray State vs. Tennessee State (2011)
Most Passes Completed:	50 - Murray State vs. Tennessee Tech (2014)
Best Completion Percentage:	.957 (22-of-23) - Murray State vs. UT Martin (1993)
Most 2-Pt Conv. Pass Comp.:	3 - Middle Tennessee vs. UT Martin (1967) 3 - Tennessee Tech vs. UT Martin (1980) 3 - Tennessee Tech vs. Samford (2019)
Most Field Goals Kicked:	7 - Tennessee Tech vs. Chattanooga (1989)
Most Safeties Scored:	2 - Austin Peay vs. Middle Tennessee (1968) 2 - Tennessee Tech vs. Murray State (1993) 2 - Middle Tennessee vs. Tennessee State (1996) 2 - Murray State vs. Kentucky Wesleyan (2009)
Most Kickoffs:	14 - UT Martin vs. Bethel (1995) 14 - UT Martin vs. Concordia (2008)
Most Kickoffs Returned:	12 - Murray State vs. UT Martin (2007)
Most Kickoff Return Yards:	325 - Tennessee State vs. Jackson State (1999)
Most Punts:	14 - Austin Peay vs. Tennessee Tech (1971) 14 - UT Martin vs. Eastern Kentucky (1993) 14 - Southeast Missouri vs. Missouri (2019)
Best Punting Average:	59.3 - Eastern Kentucky vs. Southeast Missouri (2013)
Most Punt Return Yards:	190 - Eastern Illinois vs. Tennessee Tech (2013)
Most Interceptions:	7 - Western Kentucky vs. Morehead State (1965) 7 - East Tennessee vs. Austin Peay (1971) 7 - Tennessee Tech vs. Middle Tennessee (1981) 7 - Middle Tennessee vs. Akron (1985)
Most Interception Return Yds.:	218 - Jacksonville State vs. Eastern Kentucky (2016)
Most Fumbles:	14 - Middle Tennessee vs. Murray State (1976)
Most Fumbles Lost:	9 - Middle Tennessee vs. Murray State (1976)
Most Fumbles Recovered:	9 - Murray State vs. Middle Tennessee (1976)
Most Yards Penalized:	213 - Austin Peay vs. Morehead State (2017)
Fewest Total Yds. Allowed:	1 - Tennessee Tech vs. Morehead State (1975)
Fewest Rush Yds. Allowed:	-88 - Austin Peay vs. Morehead State (1983)
Fewest Passing Yds. Allowed:	-3 - Western Kentucky vs. Austin Peay (1973)



Jacksonville State's Troymaine Pope set the OVC single-season rushing record (1,788) in 2015. During the playoffs Pope rushed for 234 and 250 yards in back-to-back games in helping the Gamecocks to the FCS Title Game.



During his career at Southeast Missouri (2008-11) quarterback Matt Scheible became the first player in OVC history to pass for 4,000 or more yards (4,841) and rush for 2,000 or more yards (2,595) in a career.

SEASON

Most Points Scored:	675 - Eastern Illinois (2013)
Fewest Points Scored:	20 - Morehead State (1953)
Most Touchdowns Scored:	95 - Eastern Illinois (2013)
Most PAT's Kicked:	78 - Eastern Illinois (2013)
Most Points Scored Kicking:	134 - Jacksonville State (2013)
Most Field Goals Kicked:	24 - Jacksonville State (2013)
Most Safeties Scored:	4 - Middle Tennessee (1965)
Most Touchdowns Rushing:	53 - Jacksonville State (2015)
Most Touchdowns Passing:	55 - Eastern Illinois (2013)
Most First Downs:	395 - Eastern Illinois (2013)
Most First Downs Rushing:	199 - Jacksonville State (2015)
Most First Downs Passing:	213 - Eastern Illinois (2013)
Most Plays:	1,219 - Eastern Illinois (2013)
Most Total Yards:	8,253 - Eastern Illinois (2013)
Most Total Yards Per Game:	589.5 - Eastern Illinois (2013)
Most Yards Rushing:	4,511 - Jacksonville State (2015)
Most Rushing Attempts:	758 - Jacksonville State (2013)
Best Rushing Average:	311.4 - Middle Tennessee (1959)
Most Yards Passing:	5,213 - Eastern Illinois (2013)
Most Passes Attempted:	608 - Eastern Illinois (2013)
Most Passes Completed:	395 - Eastern Illinois (2013)
Best Passing Yards Average:	372.4 - Eastern Illinois (2013)
Best Completion Percentage:	69.4 - Murray State (2012)

Fewest Interceptions Thrown:	0 - Western Kentucky (2000)
Most Interceptions Thrown:	35 - Austin Peay (1969)
Consecutive Passes Without INT:	218 - Eastern Illinois (2007)
Most Kickoffs Returned:	85 - Morehead State (1994)
Most Kickoff Return Yards:	1,586 - Tennessee Tech (2007)
Most Punts:	98 - Austin Peay (2014)
Best Punting Average:	45.1 - Tennessee State (1990)
Most Punts Returned:	60 - Western Kentucky (1974)
Most Punt Return Yards:	633 - Eastern Kentucky (1967)
Most Fumbles Lost:	36 - Middle Tennessee (1976)
Most Penalties:	143 - Tennessee State (1998)
Most Penalty Yards:	1,345 - Tennessee State (1999)
Fewest Yards Penalized:	250 - Middle Tennessee (1954)
Fewest Points Allowed:	40 - Middle Tennessee (1957)
Most Points Allowed:	556 - Morehead State (1994)
Fewest First Downs Allowed:	84 - Middle Tennessee (1957)
Fewest Total Yards Allowed:	1,511 - Western Kentucky (1971)
Fewest Rushing Yds Allowed:	485 - Western Kentucky (1963)
Fewest Passing Yds Allowed:	365 - Western Kentucky (1960)
Fewest TD Passes Allowed:	1 - Middle Tennessee (1957)
	1 - Tennessee Tech (1972)
	1 - Middle Tennessee (1990)
Most Interceptions:	34 - East Tennessee (1969)
Most Fumbles Recovered:	40 - Murray State (1976)
Most Punts Blocked:	9 - Middle Tennessee (1988)
Fewest Fumbles Lost:	1 - Southeast Missouri (2018)



EIU's Erik Lora had one of the greatest seasons for a wide receiver in NCAA history in 2012. He set the all-time FCS record for receptions in a season (136) and also racked up 1,664 receiving yards, which set a new OVC record and ranked fifth in NCAA history.



Murray State kicker Rob Hart set OVC records for field goals in a season (22) and points scored in a season (112) in 1996. Including the playoffs, Hart had 26 total field goals in 1996 (which was before postseason games counted in season stats). The barefooted kicker earned first-team All-OVC honors in 1996 and 1997.



OHIO VALLEY CONFERENCE



YEAR-BY-YEAR STATISTICAL LEADERS

RUSHING

YEAR	PLAYER	ATT	YDS	Y/RUSH	Y/GAME
1948	Winnie Dill, MUR	89	602	6.7	-
1949	Winnie Dill, MUR	114	463	4.1	-
1950	Phil Foster, MUR	71	519	7.0	-
1951	Gene McFadden, WKU	110	568	5.3	-
1952	Gene McFadden, WKU	108	601	5.6	-
1953	Bobby Young, MTSU	186	1082	5.8	-
1954	Don Daly, EKU	110	699	6.3	-
1955	Carl Walker, MUR	89	667	7.4	-
1956	Tillman Harris, MTSU	80	571	7.1	-
1957	Moe Wright, TTU	104	684	6.6	-
1958	Bucky Pitts, MTSU	104	639	6.0	-
1959	W.J. Schumaker, TTU	131	874	6.7	-
1960	Ronnie Quillen, ETSU	143	728	5.0	-
1961	Phil Morgan, ETSU	105	708	6.7	70.8
1962	Tommy Glover, MUR	138	599	4.3	59.9
1963	Ron Reeves, TTU	149	555	3.7	55.5
1964	Tommy Glover, MUR	145	697	4.8	69.7
1965	Dickie Moore, WKU	203	1055	5.2	105.5
1966	John Ogles, APSU	247	1054	4.3	105.4
1967	Dickie Moore, WKU	208	1444	6.9	160.4
1968	Larry Schreiber, TTU	286	1251	4.4	125.1
1969	Larry Schreiber, TTU	271	1522	5.6	152.2
1970	Jim Brooks, EKU	248	913	5.3	91.3
1971	Rick Fisher, MUR	224	1078	4.7	107.8
1972	George Greenfield, MUR	251	1155	4.6	115.5
1973	Don Clayton, MUR	242	1403	5.8	140.3
1974	Everett Talbert, EKU	262	1478	5.6	147.8
1975	Mike Moore, MTSU	212	1247	5.6	113.4
1976	Mike Moore, MTSU	249	1188	4.8	108.0
1977	Mike Moore, MTSU	296	1015	3.4	92.3
1978	Danny Johnson, MUR	253	1217	4.8	110.6
1979	Bernard McIntosh, MOR	124	745	6.0	74.5
1980	Dennis Brumfield, AKR	254	1000	3.9	90.9
1981	Paris Wicks, YSU	245	1363	5.7	123.9
1982	Paris Wicks, YSU	282	1392	4.9	126.5
1983	James Black, AKR	351	1568	4.5	142.5
1984	Vince Hall, MTSU	260	1439	5.5	130.8
1985	Mike Clark, AKR	301	1299	4.3	118.1
1986	Mike Clark, AKR	245	1786	7.3	162.4
1987	Elroy Harris, EKU	192	1152	6.0	115.2
1988	Elroy Harris, EKU	277	1543	5.6	154.3
1989	Markus Thomas, EKU	232	1620	7.0	147.3
1990	Joe Campbell, MTSU	151	1136	7.5	113.6
1991	Markus Thomas, EKU	178	1353	7.6	123.0
1992	Kelvin Anderson, SEMO	205	1371	6.7	137.1
1993	Leon Brown, EKU	144	1046	7.3	116.2
1994	Kippy Bayless, MTSU	268	1346	5.0	122.4
1995	Derrick Cullors, MUR	269	1765	6.6	160.5
1996	William Murrell, EKU	192	1115	5.8	101.4
1997	Anthony Downs, MUR	210	1011	4.8	101.1
1998	Torin Kirtsey, MTSU	154	774	5.0	96.8
1999	Rod Smart, WKU	188	1249	6.6	113.6
2000	Travis Rogers, TTU	137	809	5.9	89.9
2001	C.J. Hudson, EKU	217	1221	5.6	135.7
2002	J.R. Taylor, EIU	254	1522	6.0	126.8
2003	Charles Anthony, TSU	322	1708	5.3	142.3
2004	Charles Anthony, TSU	306	1739	5.7	158.1
2005	Don Chapman, UTM	302	1396	4.6	126.9
2006	Don Chapman, UTM	269	1412	5.2	128.4
2007	Chris Fletcher, APSU	251	1343	5.4	122.1
2008	Javarris Williams, TSU	207	1037	5.0	103.7
2009	Ryan White, APSU	230	1081	4.7	98.3
2010	Henry Harris, SEMO	305	1735	5.7	144.6
2011	Matt Denham, EKU	254	1570	6.2	130.8
2012	Trabis Ward, TSU	309	1422	4.6	129.3
2013	Shepard Little, EIU	216	1548	7.2	110.6
2014	DyShawn Mobley, EKU	258	1491	5.8	114.7
2015	Troymaine Pope, JSU	218	1788	8.2	119.2
2016	Devin Church, EIU	197	1066	5.4	96.9
2017	Marquis Terry, SEMO	239	1076	4.5	97.8
2018	Marquis Terry, SEMO	207	1229	5.9	94.5
2019	Daryl McCleskey Jr., EKU	214	1238	5.8	103.2
2020	Josh Samuel, JSU	139	773	5.6	59.5
2021	Geno Hess, SEMO	203	1116	5.5	111.6

PASSING

YEAR	PLAYER	ATT.	COMP.	INT.	YDS.	TD'S
1948	Not available	-	-	-	-	-
1949	Not available	-	-	-	-	-
1950	Charles Porter, MOR	219	145	9	2345	20
1951	Jimmy Feix, WKU	181	86	12	1189	8
1952	Jimmy Feix, WKU	176	111	8	1581	15
1953	Whitey Sanders, WKU	76	43	5	540	4
1954	Jerry Nassand, WKU	126	60	8	805	5
1955	Francis Reynolds, MTSU	94	39	8	757	8
1956	Carrol Van Hooser, WKU	101	41	8	528	1
1957	Bobby Hallum, MTSU	66	36	5	551	11
1958	Denny Wedge, WKU	76	25	9	420	4
1959	Gordon Mason, TTU	117	53	10	903	6
1960	Gordon Mason, TTU	128	62	8	878	2
1961	Jim Baker, ETSU	111	64	12	859	7
1962	Tony Fioravanti, MTSU	159	83	9	1055	9
1963	Teddy Morris, MTSU	139	87	7	1325	12
1964	Teddy Morris, MTSU	156	84	9	999	7
1965	Teddy Morris, MTSU	211	108	12	1749	16
1966	Jim Guice, EKU	226	117	12	1468	14
1967	Larry Tillman, MUR	380	190	17	2291	18
1968	Larry Tillman, MUR	307	162	17	2206	25
1969	Matt Haug, MUR	311	161	29	2327	19
1970	Larry Graham, ETSU	243	135	11	1701	10
1971	Rich McGlothlin, ETSU	233	101	14	1338	4
1972	Alan Chadwick, ETSU	220	105	18	1176	11
1973	Alan Chadwick, ETSU	320	185	15	2173	9
1974	Dennis Tomek, WKU	156	70	12	1017	9
1975	Mike Hobbie, MUR	260	118	21	1329	5
1976	Phil Simms, MOR	241	115	12	1375	5
1977	Phil Simms, MOR	367	134	13	2041	15
1978	John Hall, WKU	209	106	10	1439	12
1979	John Hall, WKU	215	108	13	1418	10
1980	Gino Gibbs, MUR	175	79	5	1243	10
1981	Ralph Antone, WKU	191	101	11	1356	8
1982	Tuck Woolum, EKU	208	111	11	1544	11
1983	Mickey Corwin, MTSU	202	117	10	1658	14
1984	Mike Hanlin, MOR	316	167	12	1897	20
1985	Adrian Breen, MOR	232	114	13	1373	6
1986	Adrian Breen, MOR	347	202	9	2301	16
1987	Michael Proctor, MUR	287	152	11	2375	12
1988	Michael Proctor, MUR	277	132	7	1987	9
1989	Michael Proctor, MUR	375	192	16	2812	22
1990	Chris Swartz, MOR	354	210	12	2548	20
1991	James Wade, TSU	243	132	11	2020	15
1992	James Wade, TSU	308	163	12	2541	10
1993	Mike Jones, TTU	271	148	9	2000	18
1994	Kelly Holcomb, MTSU	244	146	9	2154	15
1995	Jeff McCrone, UTM	394	241	17	2519	17
1996	Mike Cherry, MUR	301	170	14	2406	18
1997	Jonathan Quinn, MTSU	293	167	10	2209	16
1998	Leon Murray, TSU	353	183	12	3002	22
1999	Justin Fuente, MUR	400	240	9	3497	27
2000	Stewart Childress, MUR	392	230	10	2928	20
2001	Shannon Harris, TSU	382	211	6	3008	26
2002	Tony Romo, EIU	407	258	16	3165	34
2003	Ray Nelson, SAM	408	242	9	2759	23
2004	Andrew Goodenough, SEMO	466	279	15	2820	16
2005	Josh Greco, EKU	387	222	19	2861	25
2006	Lee Sweeney, TTU	356	189	17	2292	17
2007	Jeff Ehrhardt, MUR	393	236	12	2567	21
2008	Cade Thompson, UTM	328	190	14	2680	24
2009	Cade Thompson, UTM	339	207	15	2546	16
2010	Derek Carr, UTM	328	191	12	2543	13
2011	Casey Brockman, MUR	477	316	9	3276	25
2012	Jimmy Garoppolo, EIU	540	331	15	3823	31
2013	Jimmy Garoppolo, EIU	568	375	9	5050	53
2014	KD Humphries, MUR	473	319	12	3483	27
2015	KD Humphries, MUR	532	330	7	3778	22
2016	KD Humphries, MUR	442	283	11	3116	23
2017	Tim Boyle, EKU	327	201	13	2134	11
2018	Zerrick Cooper, JSU	417	251	14	3416	32
2019	Zerrick Cooper, JSU	439	260	12	3404	28
2020	Zion Webb, JSU	205	120	8	1777	13
2021	Draylen Ellis, APSU	192	353	8	2626	19



OHIO VALLEY CONFERENCE



YEAR-BY-YEAR STATISTICAL LEADERS

TOTAL OFFENSE

YEAR	NAME	PLAYS	RUSH	PASS	TOTAL	YDS/GM
1948	Winnie Dill, MUR	-	602	41	643	-
1949	Winnie Dill, MUR	114	463	0	463	-
1950	Charles Porter, MOR	-	437	2345	2782	-
1951	Jimmy Feix, WKU	201	9	1189	1198	-
1952	Jimmy Feix, WKU	196	-35	1581	1546	-
1953	Bobby Young, MTSU	201	1082	83	1165	-
1954	Jerry Nassano, WKU	-	109	804	913	-
1955	Francis Reynolds, MTSU	129	11	757	768	-
1956	Bill Robinson, TTU	-	348	452	800	-
1957	Bobby Hallum, MTSU	184	460	551	1011	-
1958	Bobby Hallum, MTSU	170	373	301	674	-
1959	Gordon Mason, TTU	207	195	903	1098	-
1960	Henry Schutte, MOR	176	225	724	949	-
1961	Jim Baker, ETSU	203	406	736	1142	114.2
1962	Jim Baker, ETSU	188	350	898	1248	124.8
1963	Jim Baker, ETSU	213	366	1149	1515	168.3
1964	Charlie Forrest, MUR	236	590	975	1565	156.5
1965	Teddy Morris, MTSU	300	184	1749	1933	193.3
1966	Carl Williams, APSU	276	367	1103	1470	147.0
1967	Larry Tillman, MUR	464	35	2291	2326	232.6
1968	Larry Tillman, MUR	373	7	2206	2213	221.3
1969	Matt Haug, MUR	363	-139	2327	2188	218.8
1970	Larry Graham, ETSU	352	59	1701	1760	176.0
1971	Dave Schaeztko, MOR	275	226	1127	1353	135.3
1972	Alan Chadwick, ETSU	276	163	1176	1339	133.9
1973	Alan Chadwick, ETSU	379	124	2173	2297	208.8
1974	Everett Talbert, ECU	262	1478	0	1478	147.8
1975	Mike Moore, MTSU	212	1247	0	1247	113.4
1976	Ernie House, ECU	274	133	1336	1471	133.7
1977	Phil Simms, MOR	363	-27	2041	2014	201.4
1978	John Hall, WKU	263	12	1439	1451	145.1
1979	Brown Sanford, MTSU	308	-88	1474	1386	138.6
1980	Sonny Defilippis, APSU	432	581	1618	2199	199.9
1981	Gino Gibbs, MUR	367	563	1310	1873	170.3
1982	Tuck Woolum, ECU	264	54	1544	1598	159.8
1983	Mickey Corwin, MTSU	262	63	1658	1721	172.1
1984	Kevin Sisk, MUR	338	277	1524	1801	200.1
1985	Marvin Collier, MTSU	262	594	1171	1765	160.5
1986	Trenton Lykes, YSU	418	198	2188	2386	216.9
1987	Michael Proctor, MUR	359	197	2375	2572	233.8
1988	Michael Proctor, MUR	436	515	1987	2502	250.2
1989	Michael Proctor, MUR	523	451	2812	3263	296.6
1990	Chris Swartz, MOR	380	-109	2548	2439	221.7
1991	James Wade, TSU	296	-110	2020	1910	212.2
1992	James Wade, TSU	424	60	2541	2601	236.5
1993	Daryl Williams, TSU	338	319	1813	2132	213.2
1994	Kelly Holcomb, MTSU	312	97	2154	2251	204.6
1995	Jeff McCrone, UTM	428	-49	2519	2470	224.5
1996	Mike Cherry, MUR	348	-97	2406	2309	209.9
1997	Jonathan Quinn, MTSU	359	170	2209	2379	237.9
1998	Leon Murray, TSU	411	54	3002	3056	277.8
1999	Justin Fuente, MUR	436	-90	3497	3407	309.7
2000	Stewart Childress, MUR	441	-43	2928	2885	262.3
2001	Shannon Harris, TSU	445	129	3008	3137	285.2
2002	Tony Romo, EIU	442	-16	3165	3149	262.4
2003	Ray Nelson, SAM	523	381	2759	3140	285.5
2004	Ray Nelson, SAM	627	799	2807	3606	327.8
2005	Josh Greco, ECU	474	183	2861	3044	276.7
2006	Lee Sweeney, TTU	400	-25	2292	2267	206.1
2007	Jeff Ehrhardt, MUR	539	375	2567	2942	267.5
2008	Antonio Heffner, TSU	365	503	2239	2742	249.3
2009	Ryan Perrilloux, JSU	334	443	2350	2793	279.3
2010	Casey Brockman, MUR	399	292	2442	2734	303.8
2011	Casey Brockman, MUR	568	211	3276	3487	317.0
2012	Casey Brockman, MUR	619	73	3729	3802	345.6
2013	Jimmy Garoppolo, EIU	638	62	5050	5112	365.1
2014	KD Humphries, MUR	565	195	3483	3678	306.5
2015	Eli Jenkins, JSU	566	1161	2788	3949	263.3
2016	KD Humphries, MUR	529	3	3116	3119	311.9
2017	Bryant Horn, JSU	345	734	1376	2110	175.8
2018	Zerrick Cooper, JSU	525	371	3416	3787	291.3
2019	Zerrick Cooper, JSU	575	320	3404	3724	310.3
2020	Zion Webb, JSU	279	399	1777	2176	181.3
2021	Draylen Ellis, APSU	416	67	2626	2693	299.2

RECEPTIONS

YEAR	PLAYER	REC.	YDS.	TD'S
1948	Not Available	-	-	-
1949	Not Available	-	-	-
1950	Corky Kirtley, MOR	36	412	10
1951	Gene McFadden, WKU	16	150	1
1952	Bill Ploumis, WKU	34	405	4
1953	Bill Ploumis, WKU	17	189	3
1954	Don Heine, MUR	20	376	0
1955	Don Heine, MUR	24	300	1
1956	Don Heine, MUR	16	272	1
1957	Joe Cunningham, WKU	13	168	0
1958	Bucky Pitts, MTSU	13	152	3
1959	Tommy Hackler, TTU	30	522	2
1960	Tommy Hackler, TTU	37	508	1
1961	George Dykes, MTSU	24	647	7
1962	Gary Foltz, MUR	25	353	4
1963	Bobby Haile, TTU	32	436	0
1964	Jimbo Pearson, MTSU	38	394	1
1965	Jerry Smith, MTSU	53	809	8
1966	Aaron Marsh, ECU	52	870	11
1967	Harvey Tanner, MUR	88	1019	3
1968	Harold Roberts, APSU	63	990	8
1969	Harold Roberts, APSU	67	869	9
1970	Harold Roberts, APSU	46	474	3
1971	John High, MOR	49	571	4
1972	Ron Hillman, ETSU	36	427	3
1973	Porter Williams, WKU	45	849	10
1974	Dave Maley, WKU	39	618	2
1975	Elmo Boyd, ECU	29	647	6
1976	Craig Rolle, TTU	38	990	7
1977	Jim Nelson, ECU	40	741	7
1978	Craig Rolle, TTU	53	878	6
1979	Eddie Preston, WKU	39	739	6
1980	Steve Puthoff, APSU	43	912	3
1981	John Newby, WKU	48	736	3
1982	Steve Bird, ECU	47	803	8
1983	Mark Ledford, MOR	74	948	2
1984	Todd Short, MOR	62	633	9
1985	Rick Shepas, YSU	61	959	3
1986	Rick Shepas, YSU	54	821	2
1987	Maury Bibent, YSU	48	625	4
1988	Jerome Williams, MOR	47	367	4
1989	Jerome Williams, MOR	61	566	1
1990	Dave Pingue, MOR	58	836	7
1991	Darrell Philon, SEMO	60	815	4
1992	Glenn Krupa, SEMO	77	773	4
1993	Lawrence Segree, TSU	65	870	5
1994	Clarence Jones, TSU	54	752	7
	Lawrence Segree, TSU	54	707	7
1995	Nikki Jackson, UTM	63	425	0
1996	Juan Hall, TSU	72	1021	5
1997	Tyrone Butterfield, TSU	59	1053	7
1998	Tyrone Butterfield, TSU	72	1129	11
1999	Joe Perez, MUR	64	920	6
2000	Alex Bannister, ECU	71	1122	12
2001	Wille Ponder, SEMO	70	1090	11
2002	Wille Ponder, SEMO	87	1453	15
2003	Efrem Hill, SAM	92	1387	15
2004	Efrem Hill, SAM	71	984	10
2005	Andre Ralston, ECU	62	1150	8
2006	Larry Shipp, TTU	51	799	8
2007	Jeff Moore, SAM	61	996	6
2008	Tim Benford, TTU	68	782	10
2009	Garnett Phelps, ECU	58	752	3
2010	Marcus Harris, MUR	84	1057	9
2011	Tim Benford, TTU	65	923	5
2012	Erik Lora, EIU	136*	1664	12
2013	Erik Lora, EIU	123	1544	19
2014	Adam Drake, EIU	93	1321	12
2015	Josh Barge, JSU	92	1145	11
2016	Dontez Byrd, TTU	74	933	7
2017	Dontez Byrd, TTU	78	1003	6
2018	Alexander Hollins, EIU	79	1090	16
2019	Chris Rowland, TSU	104	1437	8
2020	DeAngelo Wilson, APSU	44	619	3
2021	Drac McCray, APSU	53	882	8

*All-Time NCAA Record



OHIO VALLEY CONFERENCE



YEAR-BY-YEAR STATISTICAL LEADERS

SCORING

YEAR	PLAYER	TD	PAT	FG	PTS
1948	Joe Bronson, MUR	7	-	-	42
1949	Winnie Dill, MUR	5	-	-	30
1950	Phil Foster, MUR	7	-	-	42
1952	Max Stevens, WKU	12	-	-	72
1953	Bobby Young, MTSU	9	17	-	71
1954	Carl Walker, MUR	6	1	-	37
1955	Carl Walker, MUR	9	-	-	54
1956	Dave Bottos, MUR	8	1	-	49
1957	Bobby Hallum, MTSU	8	5	1	56
1958	Bobby Hallum, MTSU	7	2	-	44
1959	W.J. Schumaker, TTU	10	-	-	60
1960	Ronnie Quillen, ETSU	7	-	-	42
1961	George Dykes, MTSU	7	1	-	44
1962	Jim Baker, ETSU	7	17	4	71
1963	Sharon Miller, WKU	10	-	-	60
1964	Jim Burt, WKU	10	-	-	60
1965	Ronnie Parson, APSU	6	23	4	71
1966	Tommy Gray, MOR	14	-	-	84
1967	Dickie Moore, WKU	19	-	-	114
1968	Bill Hess, MUR	13	-	-	78
1969	Larry Schreiber, TTU	13	-	-	78
1970	Jim Brooks, ECU	11	-	-	66
1971	Jim Brooks, EK	9	-	-	54
1972	Butch Gentry, TTU	-	27	11	60
1973	Clarence Jackson, WKU	16	-	-	96
1974	Everett Talbert, ECU	11	-	-	66
1975	Murray Cunningham, TTU	-	25	14	67
1976	Mike Moore, MTSU	9	-	-	54
1977	Wayne Anderson, TTU	-	42	5	57
1978	Dale Patton, ECU	15	-	-	90
1979	Lindsey Hudspeth, MUR	9	-	-	54
1980	Troy Snardon, WKU	12	-	-	72
1981	Paris Wicks, YSU	17	1	-	104
1982	Paul McFadden, YSU	-	21	17	72
1983	Willie Cannon, MUR	11	-	-	66
1984	Kelly Potter, MTSU	-	32	14	74
1985	Elroy Harris, ECU	14	2	-	88
1986	Dale Dawson, ECU	-	33	18	87
1987	Paul Hickert, MUR	-	30	19	87
1988	Elroy Harris, ECU	21	1	-	128
1989	Markus Thomas, ECU	15	1	-	92
1990	Joe Campbell, MTSU	14	-	-	86
1991	Tim Lester, ECU	14	-	-	84
1992	Markus Thomas, ECU	18	-	-	108
1993	Kippy Bayless, MTSU	17	1	-	104
1994	Kippy Bayless, MTSU	15	-	-	90
1995	Derrick Cullors, MUR	20	-	-	120
1996	Rob Hart, MUR	-	46	22	112
1997	Anthony Downs, MUR	12	-	-	72
1998	Corey Williams, SEMO	12	-	-	72
	Rondel Menendez, ECU	12	-	-	72
1999	Terrence Tillman, MUR	14	-	-	84
2000	Peter Martinez, WKU	-	44	15	89
2001	J.R. Taylor, EIU	20	-	-	120
2002	J.R. Taylor, EIU	18	-	-	112
2003	Charles Anthony, TSU	15	2	-	92
2004	Oscar Bonds, JSU	19	-	-	114
2005	Don Chapman, UTM	16	-	-	96
2006	Clay Green, JSU	16	-	-	96
2007	Gavin Hallford, JSU	-	33	22	99
2008	Javarris Williams, TSU	16	-	-	96
2009	Terrence Holt, APSU	15	-	-	90
2010	Henry Harris, SEMO	19	-	-	114
2011	Dontey Gay, TTU	15	-	-	90
2012	Matt Denham, ECU	17	-	-	104
2013	DaMarcus James, JSU	29	-	-	174
2014	Dy'Shawn Mobley, ECU	21	-	-	126
2015	Troymaine Pope, JSU	20	-	-	120
2016	Lane Clark, TSU	-	38	17	89
2017	Roc Thomas, JSU	13	-	-	78
2018	Josh Pearson, JSU	17	-	-	106
2019	Logan Birchfield, APSU	-	66	12	102
2020	Alen Karajic, JSU	-	42	14	81
2021	Zak Wallace, UTM	15	-	-	90

PUNTING

YEAR	PLAYER	NO.	AVG.
1948	Ralph McClain, MUR	33	35.5
1949	Allen Butcher, MUR	43	32.0
1950	Bob Vaughn, MUR	52	37.3
1951	John Gill, WKU	35	32.3
1952	Glin Jeffrey, MUR	19	37.4
1953	Bobby Young	24	40.3
1954	Jack Van Hooser, TTU	18	31.6
1955	Jere Stripling, MUR	24	36.8
1956	Tom Schulte, ECU	14	40.1
1957	Bobby Tillman, MTSU	17	40.5
1958	Dave Bishop, ECU	38	41.7
1959	Denny Wedge, WKU	23	38.2
1960	Mike Brown, MOR	38	39.5
1961	Gene Stuber, ECU	35	39.2
1962	Mike Brown, MOR	42	39.3
1963	Dave Lobo, ECU	38	40.2
1964	Fred Malins, ECU	46	40.2
1965	Fred Malins, ECU	48	42.2
1966	Bob Plotts, ECU	55	38.8
1967	Billy Walker, MTSU	33	40.1
1968	Ron Taylor, MTSU	58	41.9
1969	Bill Marston, MOR	69	39.3
1970	Chuck Cantrell, MUR	67	40.7
1971	Mike Shawen, MTSU	74	38.5
1972	Chuck Cantrell, MUR	61	40.3
1973	Charlie Johnson, WKU	40	42.2
1974	Mike Shawen, MTSU	62	43.9
1975	Walt Herod, WKU	58	42.4
1976	Don Rardin, MOR	59	42.8
1977	Randy Saunders, MTSU	53	40.6
1978	Steve Davis, TTU	62	40.5
1979	Steve Davis, TTU	79	42.5
1980	Ray Farmer, WKU	62	42.4
1981	John Christopher, MOR	76	43.7
1982	John Christopher, MOR	93	43.9
1983	Nick Xides, YSU	58	40.0
1984	Nick Xides, YSU	77	41.5
1985	Greg Burke, MOR	49	43.1
1986	Greg Burke, MOR	68	44.1
1987	Tracy Graham, TTU	54	40.2
1988	Jeff Buffaloe, APSU	48	38.9
1989	Tracy Graham, TTU	54	40.2
1990	Colin Godfrey, TSU	57	45.9
1991	Colin Godfrey, TSU	63	41.4
1992	Colin Godfrey, TSU	54	42.2
1993	Tim McNamee, ECU	59	40.7
1994	Brandon Thomas, MTSU	32	40.6
1995	Marc Collins, ECU	43	42.7
1996	Shawn Denzer, EIU	38	41.1
1997	Justin Terrill, SEMO	72	43.5
1998	Andy Dorsey, TTU	65	41.9
1999	Brian Bivens, MUR	43	44.8
2000	Jason Witczak, SEMO	47	41.1
2001	Bill Besenhofer, EIU	36	38.2
2002	Brian Bivens, MUR	56	40.3
2003	Richie Rhodes, JSU	67	41.2
2004	David Simonhoff, SEMO	69	46.0
2005	David Simonhoff, SEMO	63	42.8
2006	David Simonhoff, SEMO	59	44.8
2007	Kevin Cook, EIU	36	44.6
2008	Doug Spada, SEMO	47	44.7
2009	Kevin Cook, EIU	50	42.0
2010	Jordan Berry, ECU	54	42.9
2011	Joe Vucic, SEMO	44	41.1
2012	Chad Zinchini, TTU	65	44.8
2013	Chad Zinchini, TTU	75	45.9
2014	Jonathan King, TTU	79	41.5
2015	Alex Knight, SEMO	64	44.8
2016	Alex Knight, SEMO	64	43.8
2017	Keith Wrzuszczak, ECU	58	44.1
2018	Steve Dawson, MUR	54	42.1
2019	Kaleb Mosley, TSU	44	42.2
2020	Zach Haynes, SEMO	36	42.2
2021	Kaleb Mosley, TSU	62	41.7



OHIO VALLEY CONFERENCE



ALL-TIME OVC PLAYERS OF THE WEEK

1978	N17	Dan Gooch, MOR	O25	Kevin Baker, MTSU	O1	Rick Brito, MTSU
Offensive	N24	David Hill, EKU	N1	Roger Cleveland, MOR	O8	Joe Spadafino, EKU
S11	Rookie		N8	Kevin Baker, MTSU	O15	Colby Schreckengost, MUR
S18	S7	Paul Gray, WKU		Roger Cleveland, MOR		Phil Cowan, MTSU
S25	S15	None Selected	N15	Kaelin Byrd, APSU	O22	Billy Poe, MOR
	S22	Marvin McClennon, TTU	1983		N5	Rick Brito, MTSU
O2	S29	Lenn Duff, MOR	Offensive		N12	Keith Bosley, EKU
O9	O6	Marvin McClennon, TTU	S6	Mickey Corwin, MTSU	N19	Chris Sullivan, EKU
	O13	Jamie Lovett, EKU	S12	Jamie Lovett, EKU	Special Teams	
O16	O20	David Hill, EKU	S19	Jamie DeVore, YSU	S4	Kelly Potter, MTSU
O23	O27	Jeff Lancaster, MUR	S26	Mickey Corwin, MTSU	S10	Brian Yarbrough, APSU
O30	N3	Floyd Jones, APSU	O3	Vince Hall, MTSU	S17	Kelly Potter, MTSU
	N10	None Selected	O10	Willie Cannon, MUR	S24	Dale Dawson, EKU
N6	N17	Marvin McClennon, TTU	O17	James Black, AKR	O1	Kelly Potter, MTSU
N13	N24	None Selected	O24	Allen Lawrence, TTU	O8	Greg Burke, MOR
N20			O31	James Black, AKR	O15	Steve Rowe, EKU
Defensive	1981			Vince Hall, MTSU	O22	Brian Yarbrough, APSU
S11	Offensive		N7	James Black, AKR	N5	John Dowling, YSU
S18	S8	Gino Gibbs, MUR	N18	Willie Johnson, APSU	N12	Mark Morrison, MTSU
		Paris Wicks, YSU	Defensive		N19	Tony James, KEU
S25	S14	Terence Thompson, EKU	S6	Mike McShane, EKU	S4	Trenton Lykes, YSU
O2	S21	Nick Nance, MUR	S12	Fred Harvey, EKU		Bill Bird, MUR
O9	S28	Terence Thompson, EKU	S19	Mike Newton, APSU		Daman Stephens, MOR
O16	O5	Chris Isaac, EKU	S26	Pat Wilson, APSU	S10	None Selected
O23	O12	Floyd Jones, APSU	O3	Eugene Walker, EKU	S17	Roderick Love, YSU
O30	O19	Tony Costantine, TTU	O10	Kaelin Byrd, APSU	S24	Daman Stephens, MOR
N6	O26	Paris Wicks, YSU	O17	Greg Reed, AKR	O1	Kelly Cutright, EKU
N13	N2	Chris Isaac, EKU	O24	Jeff Spencer, MTSU	O8	Trenton Lykes, YSU
N20	N9	Danny Embree, WKU	O31	James Yarbrough, MUR	O15	Mike Woznichak, MUR
	N16	Paris Wicks, YSU	N7	Robert Johnson, AKR	O22	Daman Stephens, MOR
1979	Defensive			Randy Frazier, MOR	N5	Gerald Robinson, MTSU
Offensive	S8	Dennis Mix, MTSU	N18	Michael Shelton, APSU	N12	Daman Stephens, MOR
S24	S14	Donnie Wilson, MUR		Dan Coleman, MUR	N19	Daman Stephens, MOR
O1	S21	Donald White, MUR	Special Teams			
O8	S28	Ken Alexander, MOR	S6	Jeff Lancaster, MUR		
O15	O5	Gregg Evans, MUR	S12	Nont Selected		
O22	O12	David Suggs, WKU	S19	Fred Motes, APSU	1985	
O29	O19	Dennis Mix, MTSU	S26	Brian Yarbrough, APSU	Offensive	
N5	O26	George Floyd, EKU	O3	Steve Williams, APSU	S9	Dwight Stone, MTSU
N12	N2	George Floyd, EKU	O10	Robert Thompson, YSU	S16	Mike Clark, AKR
Defensive	N9	Paul Gray, WKU	O17	Kelly Potter, MTSU	S23	Gerald Anderson, MTSU
S24	N16	Alonzo Martin, APSU	O24	Dennis Heckman, AKR	S30	Mike Whitaker, EKU
O1	Rookie		O31	Mark Ledford, MOR	O7	Mike Clark, AKR
O8	S8	Marcus Moss, MUR	N7	None Selected	O14	Stanley Howard, MUR
O15	S14	Rodney Long, APSU	N18	Brian Yarbrough, APSU	O21	Marvin Collier, MTSU
O22	S21	Kelly Potter, MTSU	Rookie		O28	Mike Clark, AKR
		Mike Hardie, YSU	S6	Greg Parker, EKU	O11	Gerald Anderson, MTSU
O29	S28	Marcus Moss, MUR	S12	Eddie Walls, APSU	N18	Marvin Collier, MTSU
N5	O5	Kelly Potter, MTSU	S19	Rick Shepas, YSU	N25	Kevin Sisk, MUR
N12	O12	Mike Hanlin, MOR	S26	Willie Cannon, MUR	Defensive	
Rookie	O19	Van Smith, MTSU	O3	Willie Cannon, MUR	S9	Anthony Harper, EKU
S24	O26	Ed Grimsley, AKR	O10	David Hensley, EKU	S16	James Clark, MUR
O1	N2	Mike Hanlin, MOR	O17	Mike Mathis, MTSU	S23	Kelvin Bellamy, MOR
O8	N9	Terry Simmons, EKU	O24	Mike Mathis, MTSU	S30	Mike Peterson, YSU
O15	N16	Mark Powers, TTU	O31	Willie Cannon, MUR	O7	Fred Harvey, EKU
O22			N7	Barry Cox, EKU	O14	Bill Hadden, AKR
O29	1982		N18	Greg Parker, EKU	O21	Willie Bester, MUR
N5	Offensive		1984		O28	Herbert Jones, MUR
N12	S7	Dennis Heckman, AKR	Offensive		N11	Wayne Grant, AKR
1980	S14	Ed Hairston, EKU	S4	Trenton Lykes, YSU	N18	Don Griffin, MTSU
Offensive	S21	Paris Wicks, YSU	S10	Mike Clark, AKR		Dino Deluiliis, MTSU
S7	S27	Vince Hall, MTSU	S17	Vince Hall, MTSU	N25	Wayne Grant, AKR
S15	O4	Dennis Hickman, AKR	S24	Vince Hall, MTSU	Offensive Lineman	
S22	O11	Steve Bird, EKU	O1	Kevin Sisk, MUR	S9	Jeff Ulmer, MUR
S29	O18	Paris Wicks, YSU	O8	Floyd Jones, APSU	S16	Larry Pickett, MTSU
O6	O25	Mike Hanlin, MOR	O15	Vince Hall, MTSU	S23	Mike Teifke, AKR
O13	N1	Terence Thompson, EKU	O22	Mike Hanlin, MOR	S30	Joe Spadafino, EKU
O20	N8	Steve Bird, EKU	O27	Mickey Corwin, MTSU	O7	Charlie Wiles, MUR
O27	N15	Mike Hardie, YSU	N5	David Hensley, EKU	O14	David Kercell, MTSU
N3	Defensive		N12	Rickey Rice, APSU	O21	Keith Bosley, EKU
	S7	Allen Young, EKU	N19		O28	Cecil Andrews, MTSU
N10	S14	Mike Owens, APSU	Defensive		N11	Keith Bosley, EKU
	S21	Keith Curry, MOR	S4	Ralph Robinson, MUR	N18	Joe Spadafino, EKU
N17	S27	Jeff Daughtry, TTU	S10	Fred Harvey, EKU	N25	Byron Ingram, EKU
N24	O4	Danny Gooch, MOR	S17	Steve Rrafac, AKR	Special Teams	
Defensive	O11	Randy Taylor, EKU	S24	Dan Coleman, MUR	S9	Dale Dawson, EKU
S7	O18	Danny Gooch, MOR	O1	Robert Frazier, MTSU	S16	Brian Yarbrough, APSU
S15	O25	Rodney Lofton, MUR	O8	Randy Carr, MTSU	S23	Russ Klaus, AKR
S22	N1	Glenn Jones, MUR	O15	Steve Rafac, AKR	S30	Russ Klaus, AKR
	N8	Dennis Mix, MTSU	O22	Ralph Robinson, MUR	O7	Nick Xides, YSU
S29	N15	Donald White, MUR	N5	Ron Shegog, APSU	O14	Scott Meadows, TTU
	Rookie		N12	Woody Clark, MUR	O21	Nick Xides, YSU
O6	S7	Tony Moore, MUR	N19	Randy Carr, MTSU	O28	Dale Dawson, EKU
O13	S14	Pat Wilson, APSU	O11	Pat Toler, YSU	N11	Mike Knapp, AKR
O20	S21	Brent Fisher, TTU	Offensive Lineman		N18	Brian Yarbrough, APSU
O27	S27	None Selected	S4	Billy Poe, MOR	N25	Don Griffin, MTSU
N3	S27	None Selected	S10	None Selected	Rookie	
N10	O4	Fred Motes, APSU	S17	Charlie Wiles, MUR	S9	Rodney Payne, MUR
	O11	Fred Motes, APSU	S24	Jeff Ulmer, MUR	S16	Marvin Collier, MTSU
	O18	Kevin Baker, MTSU			S23	Derrick Warren, MTSU



OHIO VALLEY CONFERENCE



S30 Rodney Payne, MUR
 O7 Elroy Harris, EKU
 O14 Pat Narduzzi, YSU
 O21 Elroy Harris, EKU
 O28 Mike Lewis, APSU
 N11 Elroy Harris, EKU
 N18 Mike Lewis, APSU
 Elroy Harris, EKU
 N25 Elroy Harris, EKU

1986

Offensive

S8 Bill Bird, MUR
 S15 Adrian Breen, MOR
 S22 Adrian Breen, MOR
 S29 Mike Clark, AKR
 O6 Mike Lewis, APSU
 O13 Rod Love, YSU
 O20 Vernon Stewart, AKR
 O27 Mike Clark, AKR
 N3 Marvin Collier, MTSU
 N10 Mike Whitaker, EKU
 N17 Bill Bird, MUR

Defensive

S8 Randy Frazier, MOR
 S15 Fred Harvey, EKU
 S22 Pat Smith, EKU
 S29 Fred Harvey, EKU
 O6 Eddie Walls, APSU
 O13 Roosevelt Colvard, MTSU
 O20 Scott Fox, APSU
 O27 Kirk Brunson, MUR
 N3 Gary Tyler, AKR
 N10 Roosevelt Colvard, MTSU
 N17 Fred Harvey, EKU

Offensive Lineman

S8 Charles Wiles, MUR
 S15 Billy Poe, MOR
 S22 Joe Wagner, MOR
 Mike Grimm, MOR
 S29 Ron Pasquale, AKR
 O6 None Selected
 O13 John Nevotne, YSU
 O20 Cecil Andrews, MTSU
 O27 Byron Ingram, EKU
 N3 Charley Wiles, MUR
 N10 Larry Pickett, MTSU
 N17 Howard Jacobs, MOR

Special Teams

S8 Bob Jacob, MUR
 S15 Dale Dawson, EKU
 S22 Charlie Stepp, MOR
 S29 None Selected
 O6 Mark Morrison, MTSU
 O13 Paul Hickert, MUR
 O20 Danny Copeland, EKU
 O27 Mike Knapp, AKR
 N3 Dale Dawson, EKU
 N10 Greg Burke, MOR
 N17 Dale Dawson, EKU

Rookie

S8 Pierce Joiner, AKR
 S15 Joe Warren, APSU
 S22 Sammy Gholston, APSU
 S29 Michael Proctor, MUR
 O6 None Selected
 O13 Michael Proctor, MUR
 O20 Tom McMillan, APSU
 O27 Randy Bohler, EKU
 N3 Michael Proctor, MUR
 N10 Frank Thigpen, MUR
 N17 Pierce Joiner, AKR

1987

Offensive

S8 Dale Edwards, APSU
 S14 Patrick Pope, TTU
 S21 Elroy Harris, EKU
 O5 Trenton Lykes, YSU
 Patrick Pope, TTU
 O12 Trenton Lykes, YSU
 O19 Lorenza Rivers, TTU
 O26 James Crawford, EKU
 N2 Lorenzo Davis, YSU
 N9 Elroy Harris, EKU
 N16 Lorenza Rivers, TTU
 N23 Michael Proctor, MUR

Defensive

S8 Don Thomas, MTSU
 S14 Ron Jekel, EKU
 S21 Kenny Meadows, MOR
 O5 Myron Guyton, EKU
 O12 Ron Clark, APSU

O19 Paul Soltis, YSU
 Kenny Tippins, MTSU
 O26 Jessie Small, EKU
 N2 Kent Lapa, MUR
 N9 Mike Metcalf, MOR
 N16 Marlon Placide, TTU
 N23 Marty Euverard, MTSU

Offensive Lineman

S8 Greg Hurd, MUR
 S14 Clark Richey, TTU
 S21 John Jackson, EKU
 O5 Doug Hintemeyer, MTSU
 O12 Gary Greve, EKU
 O19 Clark Richey, TTU
 O26 John Jackson, EKU
 Marshall Sills, MUR
 N2 Dave Miller, EKU
 Greg Hurd, MUR
 N9 Gary Greve, EKU
 N16 Elliott Fedd, YSU
 N23 Greg Hurd, MUR

Special Teams

S8 Tom McMillan, APSU
 S14 John Dowling, YSU
 S21 Danny Copeland, EKU
 O5 Robert Alford, MTSU
 O12 Lorenza Rivers, TTU
 O19 Paul Hickert, MUR
 O26 Paul Hickert, MUR
 N2 Danny Copeland, EKU
 N9 Paul Hickert, MUR
 N16 Chuck Daniel, MTSU
 N23 Paul Hickert, MUR

Rookie

S8 John Tate, MTSU
 S14 Chris Swartz, MOR
 S21 Chuck Daniel, MTSU
 O5 Lorenzo Fields, EKU
 O12 Lorenzo Fields, EKU
 O19 Chris Swartz, MOR
 O26 Tracy Graham, TTU
 N2 Alan Blythe, YSU
 N9 Chris Swartz, MOR
 N16 Chris Swartz, MOR
 Ricky Martin, MTSU
 N23 Chuck Daniel, MTSU

1988

Offensive

S6 Ty Howard, MOR
 S13 Mike Cadore, EKU
 S20 Chris Swartz, MOR
 S26 Joe Lisle, MTSU
 O3 Jerome Williams, MOR
 O10 Elroy Harris, EKU
 O17 Elroy Harris, EKU
 O24 Melvin Waters, TSU
 O31 Chris Swartz, MOR
 N7 Elroy Harris, EKU
 N14 Michael Proctor, MUR
 Elroy Harris, EKU

Defensive

N21 Ricky Martin, MTSU
 S6 Don Thomas, MTSU
 S13 Kelly Cutright, EKU
 S20 Marty Euverard, MTSU
 S26 Don Thomas, MTSU
 O3 Chris Coffey, EKU
 O10 Shelton Burruss, MUR
 O17 Gerald Dossett, TTU
 O24 Chris Coffey, EKU
 O31 Tim Tomaszewski, EKU
 N7 Elzie Anderson, APSU
 N14 Tony Clark, MUR
 N21 Jamie Lowicz, MUR

Offensive Lineman

S6 None Selected
 S13 Mike Kelly, EKU
 Mike Delvisco, EKU
 S20 Mike Delvisco, EKU
 Joe Gagliano, MOR
 S26 None Selected
 O3 Eric Crigler, MUR
 O10 Al Jacevicius, EKU
 O17 None Selected
 O24 Barry Nixon, TSU
 O31 Joe Gagliano, MOR
 N7 Joe Kelly, EKU
 Mike Delvisco, EKU
 N14 Eric Crigler, MUR
 Oscar Angulo, EKU
 N21 Mike Delvisco, EKU
 Marshall Sills, MUR

Special Teams

S6 Chuck Daniel, MTSU
 Van Overton, TSU
 S13 None Selected
 S20 Chuck Daniel, MTSU
 S26 Greg Duncan, MUR
 O3 None Selected
 O10 Grad Wright, APSU
 O17 Greg Duncan, MUR
 O24 Mike Cadore, EKU
 O31 Tracy Graham, TTU
 N7 Monty McIntyre, MOR
 N14 Greg Duncan, MUR
 N21 None Selected

Rookie

S6 Bill Desmond, APSU
 S13 Tim Lester, EKU
 S20 Van Overton, TSU
 S26 Joe Campbell, MTSU
 O3 Norman Drake, TTU
 O10 Tim Lester, EKU
 O17 Joe Campbell, MTSU
 O24 Norman Drake, TTU
 O31 Tim Lester, EKU
 Craig Lewis, TSU
 N7 Tim Lester, EKU
 N14 Jeff Buffaloe, APSU
 N21 Tim Lester, EKU

1989

Offensive

S5 Michael Proctor, MUR
 S11 Ryan Weeks, TTU
 S18 Chris Swartz, MOR
 S25 Markus Thomas, EKU
 O2 Anthony Jerdine, MOR
 O9 Markus Thomas, EKU
 O16 Chauncey Hines, TSU
 O23 Markus Thomas, EKU
 Michael Proctor, MUR
 O30 Michael Proctor, MUR
 N6 Joe Campbell, MTSU
 N13 Joe Campbell, MTSU

Defensive

S5 Anthony Coleman, MTSU
 S11 Jeff Urbano, MUR
 S18 Simon Shanks, TSU
 S25 Tony Gilbert, EKU
 Jamie Lowicz, MUR
 O2 Felix Parham, TTU
 J.G. Porter, MOR
 O9 Anthony Brewer, MUR
 O16 Ernest Thompson, EKU
 Andre Dyer, MTSU
 O23 Joe Stone, TSU
 O30 Chuck Price, TSU
 N6 Anthony Coleman, MTSU
 N13 Doug Bowell, MOR

Offensive Lineman

S5 Mark Mitchell, EKU
 Keith Askin, MUR
 S11 Mark Mitchell, EKU
 S18 None Selected
 S25 Al Jacevicius, EKU
 O2 Bruce Lamb, TTU
 O9 Al Jacevicius, EKU
 Eric Crigler, MUR
 Mark Mitchell, EKU
 O16 Jim VonHandorf, EKU
 O23 Mark Mitchell, EKU
 Brooks Dalrymple, EKU
 O30 Al Jacevicius, EKU
 N6 Larry Tharpe, TSU
 John Tate, MTSU
 N13 Melvin James, MTSU

Special Teams

S5 Joe Lisle, MTSU
 S11 Chuck Daniel, MTSU
 S18 David Asbery, MOR
 S25 Robby Lannon, MUR
 O2 Chuck Daniel, MTSU
 O9 Greg Duncan, MUR
 O16 Tracy Graham, TTU
 O23 Greg Duncan, MUR
 O30 Ryan Weeks, TTU
 N6 Chuck Daniel, MTSU
 N13 Melvin James, MTSU
 N13 Mike Stewart, TTU
 S11 Markus Thomas, EKU
 S18 Billy Shackelford, TTU
 Mike Stewart, TTU
 S25 Simon Shanks, TSU

O2 Markus Thomas, EKU
 O9 Leon Brown, EKU
 Simon Shanks, TSU
 O16 Xavier Pope, MUR
 O23 Simon Shanks, TSU
 O30 Markus Thomas, EKU
 N6 Simon Shanks, TSU
 N13 Mitch Fedak, MOR

1990

Offensive

S4 Joe Campbell, MTSU
 S10 Jimmy Bethea, TSU
 S17 Leon Brown, EKU
 S24 Joe Campbell, MTSU
 O1 Phil Ironside, MTSU
 O8 Bert Browne, TTU
 O15 Bert Browne, TTU
 O22 Phil Ironside, MTSU
 O29 Joe Campbell, MTSU
 Tim Lester, EKU
 N5 Chris Swartz, MOR
 N12 Ricky Martin, MTSU
 N19 Chris Swartz, MOR

Defensive

S4 Darrell Beavers, MOR
 S10 Scott Boykin, MTSU
 Simon Shanks, TSU
 S17 Kelly Blount, EKU
 S24 Brett Kolnick, EKU
 Danny Amato, MUR
 O1 Craig Brooks, EKU
 O8 Brett Kolnick, EKU
 David Wilkins, EKU
 O15 Rick Sanders, TTU
 O22 Darrell Beavers, MOR
 O29 Mark McCutcheon, TSU
 Felix Parham, TTU
 N5 Perry Hall, TSU
 N12 Roger Jones, TSU
 David Wilkins, EKU
 N19 Tom Cohan, MOR

Offensive Lineman

S4 James Appel, MOR
 S10 Al Jacevicius, EKU
 S17 Eric Coker, MOR
 S24 Mike Gibson, MTSU
 Rick Mitchell, MTSU
 Carlos James, TTU
 O1 Al Jacevicius, EKU
 Jim VonHandorf, EKU
 Carl Satterly, EKU
 O8 Larry Tharpe, TSU
 Paul Jones, TSU
 O15 Jerry Jared, TTU
 O22 Jim VonHandorf, EKU
 John Holmes, EKU
 O29 Tim Wimbly, EKU
 N5 Brandon Ford, MOR
 N12 Al Jacevicius, EKU
 N19 John Macon, TSU
 Larry Tharpe, TSU

Special Teams

S4 Daniel Gibson, TTU
 S10 Matt Crews, MTSU
 S17 Colin Godfrey, TSU
 S24 J.J. Flourmoy, TSU
 Colin Godfrey, TSU
 O1 Daniel Gibson, TTU
 O8 J.J. Flourmoy, TSU
 O15 Matt Crews, MTSU
 O22 Todd Duffey, EKU
 O29 Colin Godfrey, TSU
 N5 Colin Godfrey, TSU
 Richard Darden, APSU
 N12 Bryan Barrett, EKU
 Orlando Crenshaw, MTSU
 Greg Duncan, MUR

Rookie

S4 Shane Queen, TTU
 S10 Damyen Taylor, TTU
 Samy Hillman, APSU
 S17 Walter Dunson, MTSU
 S24 Randy Fuller, TSU
 O1 Bryan Nichols, MOR
 Maurice Draine, TTU
 O8 Mark Cooper, TSU
 O15 Daniel Gipson, TTU
 O22 Leonard Love, EKU
 O29 Thomas Maxwell, APSU
 N5 Fred Johnson, MOR



OHIO VALLEY CONFERENCE



N12 Damyen Taylor, TTU
 N19 Fred Johnson, MOR

**1991
 Offensive**

S3 Tim Lester, EKU
 S9 Joe Campbell, MTSU
 S16 Tim Lester, EKU
 Marcus Dowdell, TSU
 S23 Jimmy Bethea, TSU
 S30 Walter Dunson, MTSU
 Darrin Harris, MOR
 O7 Joe Campbell, MTSU
 O14 Markus Thomas, EKU
 O21 James Wade, TSU
 O28 Tim Lester, EKU
 N4 Joe Campbell, MTSU
 Steve Donato, MOR
 N11 Markus Thomas, EKU
 Patrick Robinson, TSU
 N18 James Wade, TSU
 N25 Jody Smith, APSU

Defensive

S3 Ara Jackson, EKU
 S9 Richard Darden, APSU
 S16 Brad Ladd, EKU
 S23 Bunky Beasley, APSU
 Chris McNamee, EKU
 David Wilkins, EKU
 S30 James Mesidor, APSU
 O7 Lamont Wortham, TSU
 O14 James Chinn, SEMO
 O21 Shane Queen, TTU
 O28 Fred Johnson, MOR
 N4 Randy Wardlow, EKU
 N11 Randy Wardlow, EKU
 Fred Johnson, MOR
 N18 Elliot Pitton, TSU
 Lamont Wortham, TSU
 N25 Scott Boykin, MTSU

Offensive Lineman

S3 None Selected
 S9 James Appel, MOR
 S16 Tim Wimbley, EKU
 Brian Neville, EKU
 S23 Jimmy Betea, TSU
 S30 None Selected
 O7 Mike Roth, EKU
 O14 Greg Armstrong, MUR
 O21 Shawn Corbett, SEMO
 O28 Jaime Hagan, APSU
 N4 Mike Roth, EKU
 Carl Satterly, EKU
 N11 Mike Roth, EKU
 N18 Tim Wimbley, EKU
 N25 Mike Roth, EKU
 Carl Satterly, EKU

Special Teams

S3 Marcus Dowdell, TSU
 Colin Godfrey, TSU
 S9 Chris Dill, MUR
 S16 Bryan Barrett, EKU
 Marshall Hale, TTU
 S23 Tomas Cobb, MUR
 S30 Steve Munnell, APSU
 O7 Garth Petrilli, MTSU
 O14 Todd Duffy, EKU
 O21 Daniel Gipson, TTU
 O28 Bryan Barrett, EKU
 N4 Colin Godfrey, TSU
 N11 Colin Godfrey, TSU
 N18 Garth Petrilli, MTSU
 N25 Bryan Flynn, MOR

Rookie

S3 Chad McCollam, TSU
 S9 Garth Petrilli, MTSU
 S16 Martin Diehl, MUR
 S23 Arthur King, APSU
 Wayne McGowan, MUR
 S30 Jay Hampton, APSU
 O7 Randy Beaman, TTU
 O14 Randy Beaman, TTU
 O21 Kelly Holcomb, MTSU
 O28 Kippy Bayless, MTSU
 N4 Jamie Phillips, MOR
 Willie Queen, TTU
 N11 Donnie Matthews, MOR
 N18 Claude Sanders, SEMO
 N25 Ron Jones, EKU

1992

Offensive

S6 Walter Dunson, MTSU

S13 Kelvin Anderson, SEMO
 S20 Markus Thomas, EKU
 S27 Walter Dunson, MTSU
 O4 Randy Beaman, TTU
 O11 Brigham Lyons, MTSU
 O18 Kelly Holcomb, MTSU
 O25 James Wade, TSU
 N1 Markus Thomas, EKU
 N8 Joey Crenshaw, EKU
 N15 Markus Thomas, EKU
 N22 Markus Thomas, EKU

Defensive

S6 Lamont Wortham, TSU
 S13 Anthony Hutch, MUR
 S20 Brad Ladd, EKU
 S27 Kirk Pointer, APSU
 O4 Kevin Gibbs, MUR
 O11 Kevin Jackson, TTU
 O18 Jaime Phillips, MOR
 O25 Chris Young, EKU
 N1 Fred Johnson, MOR
 N8 Kevin Gibbs, MUR
 N15 Thomas Jackson, TSU
 N22 Randy Fuller, TSU

Offensive Lineman

S6 Bill Christmas, MUR
 S13 None Selected
 S20 Larry Duncan, EKU
 Mike Thomas, EKU
 Brian Pressler, EKU
 S27 Steve McAdoo, MTSU
 O4 James Chinn, SEMO
 O11 None Selected
 O18 Marshun Middleton, TSU
 O25 Robert Moorman, TSU
 N1 Dave Stukenberg, SEMO
 N8 Marcus Kimbrell, MUR
 N15 Brian Pressler, EKU
 N22 Brian Pressler, EKU

Special Teams

S6 Leon Brown, EKU
 S13 Patrick Robinson, TSU
 S20 Bradd Ladd, EKU
 S27 Mike Penman, EKU
 O4 Tim McNamee, EKU
 O11 Colin Godfrey, TSU
 O18 Chad Brummitt, TTU
 O25 Mike Stewart, TTU
 N1 Craig Bere, MOR
 N8 Patrick Robinson, TSU
 N15 Garth Petrilli, MTSU
 N22 Timmy Bland, MUR

Rookie

S6 Kelvin Anderson, SEMO
 S13 Kirk Pointer, APSU
 S20 Mike Penix, TTU
 S27 Brigham Lyons, MTSU
 O4 Eric McBroom, MTSU
 O11 Gerald Bentley, TTU
 O18 Shane Kennedy, SEMO
 O25 Craig Long, TTU
 N1 Daniel Williams, APSU
 N8 Anthony Franklin, MTSU
 N15 Kelvin Anderson, SEMO
 N22 Kelvin Anderson, SEMO

1993

Offensive

S5 Mike Jones, TTU
 S12 Willie Queen, TTU
 S19 Butch Mosby, MUR
 S26 Kippy Bayless, MTSU
 O3 Butch Mosby, MUR
 O10 Michael Penix, TTU
 O17 Darron Davis, TSU
 O24 Leon Brown, EKU
 O31 Mike Penman, EKU
 N7 Daryl Williams, TSU
 N14 Kelly Holcomb, MTSU
 N21 Mike Jones, TTU

Defensive

S5 Anthony Hutch, MUR
 S12 Brent Alexander, TSU
 S19 Calon Yeldon, APSU
 S26 Emerson Wells, EKU
 O3 Brent Alexander, TSU
 O10 Carlos Timmons, EKU
 O17 Neil Fitterly, EKU
 O24 Jaime Phillips, MOR
 O31 Brian Burton, SEMO
 N7 Derrick Carroll, MTSU
 N14 Chad Bratzke, EKU
 N21 Brian Spano, UTM

Special Teams

S5 Tim McNamee, EKU
 S12 Joey O'Donnell, UTM
 S19 Derek Norton, SEMO
 S26 Marc Collins, EKU
 O3 Garth Petrilli, MTSU
 O10 Chris Dill, MUR
 O17 Tim McNamee, EKU
 O24 Bubba Beasley, UTM
 O31 Jay Henderson, TTU
 N7 Garth Petrilli, MTSU
 N14 Derek Norton, SEMO
 N21 Marc Collins, EKU

Newcomer

S5 Maurice Sanders, SEMO
 S12 Jesse Smith, APSU
 S19 Rontae Bass, MOR
 S26 Rodney Shelton, MTSU
 O3 Daryl Williams, TSU
 O10 Jason Griffin, UTM
 O17 Chris Guyton, EKU
 O24 Darrell Cross, MOR
 O31 Tim Scarborough, MUR
 N7 Cory Rodney, MUR
 N14 Chris Guyton, EKU
 N21 Victor Hyland, EKU

1994

Offensive

S4 Charles Gamble, UTM
 S11 Kelly Holcomb, MTSU
 S18 Darron Davis, TSU
 S25 Michael Penix, TTU
 O2 John Sacca, EKU
 O9 Kippy Bayless, MTSU
 O16 Kelvin Anderson, SEMO
 O23 Kippy Bayless, MTSU
 O30 Kelly Holcomb, MTSU
 N6 Willie Queen, TTU
 N13 Lawrence Segree, TSU
 N20 Kippy Bayless, MTSU

Defensive

S4 Markee Tate, MTSU
 S11 Brian Pankey, TTU
 S18 Tony McCombs, EKU
 S25 Cedric Davis, TSU
 O2 Greg Klund, SEMO
 O9 Dennis Friendly, APSU
 O9 Renardo Hampton, MUR
 O16 Joe Smith, EKU
 O23 Tony McCombs, EKU
 O30 Angel Rubio, SEMO
 N6 Brad Simmons, TTU
 N13 Thomas Jackson, TSU
 N20 Victor Hyland, EKU

Special Teams

S4 Dione Tyler, SEMO
 S11 Marc Collins, EKU
 S18 Darrell Williams, TSU
 S25 Frank Diaz, MOR
 O2 Dione Tyler, SEMO
 O9 Donnie Stephens, MUR
 O16 Darrell Williams, TSU
 O23 David Young, APSU
 O30 Brian Nurick, MOR
 N6 Dewayne Harper, UTM
 N13 Dione Tyler, SEMO
 N20 Marc Collins, EKU

Newcomer

S4 Anthony Lee, APSU
 S11 David Hoelscher, EKU
 S18 Ronnie Merritt, MUR
 S25 Eric Clay, EKU
 O2 Eric Clay, EKU
 O9 J.P. Blair, MOR
 O9 Fred Hoston, SEMO
 O16 Todd Mather, UTM
 Robey Williams, TSU
 O23 Jacob Dickson, APSU
 O30 Fred Hoston, SEMO
 N6 William Murrell, EKU
 N13 Jason Johnson, UTM
 N20 Chris Berry, MOR

1995

Offensive

S3 Mike Cherry, MUR
 S10 Dee Mostiller, MTSU
 S17 Derrick Cullors, MUR
 Lance Hoeltke, APSU
 S24 Shane Kennedy, SEMO
 O1 Jeff McCrone, UTM
 O8 Jarrick Hillery, TSU

O15 Derrick Cullors, MUR
 O22 Michael Penix, TTU
 O29 Mike Cherry, MUR
 Dione Tyler, SEMO
 Mike Cherry, MUR
 N12 Daymon Carter, EKU
 N20 Derrick Cullors, MUR

Defensive

S3 Anthony Hutch, MUR
 S10 Chris Guyton, EKU
 S17 Nathaniel Claybrooks, MTSU
 S24 William Hampton, MUR
 O1 Richard Freeman, TSU
 O8 William Hampton, MUR
 O15 Fred Thomas, UTM
 Tony McCombs, EKU
 O22 Kirk Pointer, APSU
 Anthony Hicks, MTSU
 O29 Greg Klund, SEMO
 N5 Ronnie Merritt, MUR
 N12 Joe Smith, EKU
 N20 Frank Russell, SEMO

Special Teams

S3 Brandon Thomas, MTSU
 S10 Marc Collins, EKU
 Gerald Bentley, TTU
 S17 Justin Terrill, SEMO
 S24 Fred Thomas, UTM
 O1 Marc Collins, EKU
 O8 Rhett Kopp, MTSU
 O15 Kirk Pointer, APSU
 O22 Brandon Thomas, MTSU
 O29 Chris Dill, MUR
 N5 Brandon Thomas, MTSU
 N12 None Selected
 N20 Dione Tyler, SEMO

Newcomer

S3 Lance Hoeltke, APSU
 Derrick Cullors, MUR
 S10 Jarrick Hillery, TSU
 S17 Charles Hall, APSU
 S24 Derrick Cullors, MUR
 O1 Tommy Luginbill, EKU
 O8 Derrick Cullors, MUR
 O15 Jeff McCrone, UTM
 O22 Tommy Luginbill, EKU
 O29 David Bone, MOR
 N5 Jamie Sander, TTU
 Jonathan Quinn, MTSU
 N12 Jonathan Quinn, MTSU
 N20 David Bone, MOR

1996

Offensive

S8 Justin Lynch, EIU
 S15 Reginald Swinton, MUR
 S22 Andre Caballero, TTU
 S29 William Murrell, EKU
 O6 Mike Cherry, MUR
 O13 Dee Mostiller, MTSU
 O20 William Murrell, EKU
 O27 Jabarey McDavid, EIU
 N3 Anthony Downs, MUR
 N10 Mike Cherry, MUR
 N17 William Murrell, EKU
 N24 Daniel Williams, APSU

Defensive

S8 Lamar Carter, TSU
 S15 Hasheem Rasheed, EIU
 S22 Robert Taylor, TTU
 S29 Rodney Wilson, EIU
 O6 Tony McCombs, EKU
 O13 Anthony Hutch, MUR
 O20 Renardo Hampton, MUR
 O27 Danny Thomas, EKU
 N3 Hasheem Rasheed, EIU
 N10 Anthony Hicks, MTSU
 Robert Taylor, TTU
 N17 Typail McMullen, MTSU
 DeAndre James, MTSU
 N24 Angel Rubio, SEMO

Special Teams

S8 Donald Hitson, MUR
 S15 Chris Watson, EIU
 S22 Rob Hart, MUR
 S29 Jay Henderson, TTU
 O6 Rob Hart, MUR
 O13 Shawn Denzer, EIU
 O20 Chris Wiggins, APSU
 O27 Patrick McFall, TSU
 N3 Rob Hart, MUR
 N10 Rob Hart, MUR
 N17 Jay Henderson, TTU



OHIO VALLEY CONFERENCE



N24 Keegan RAY, MTSU
Newcomer
 S8 Scooter Asel, EKU
 S15 Jermaine Womack, MTSU
 S22 Scooter Asel, EKU
 S29 Mike Simpson, EIU
 Lamar Carter, TSU
 O6 Todd Valentine, TSU
 Brant Billen, TTU
 O13 Andre Caballero, TTU
 O20 Kelverick Green, MTSU
 Shane Cowan, UTM
 O27 Todd Valentine, TSU
 N3 Adam Joyner, UTM
 N10 Kelverick Green, MTSU
 N17 Mancel Elam, MUR
 N24 Lamar Carter, TSU

1997
Offensive
 A31 Anthony Downs, MUR
 S7 Leon Murray, TSU
 S14 Donnie Davis, EIU
 S21 Mike Simpson, EIU
 S28 Anthony Downs, MUR
 O5 Jonathan Quinn, MTSU
 O12 Derick Logan, EKU
 O19 Justin Lynch, EIU
 O26 Jonathan Quinn, MTSU
 Mike Simpson, EIU
 Justin Lynch, EIU
 N9 Todd Valentine, TSU
 N16 Anthony Downs, MUR
 N23 Simon Fuentees, EKU
 Rondel Menendez, EKU

Defensive
 A31 Angel Rubio, SEMO
 S7 Branon Vaughn, TTU
 S14 Lamar Carter, TSU
 S21 Ronnie Merritt, MUR
 S28 Josh Symonette, TTU
 O5 Ed Jackson, EIU
 O12 Mancel Elam, MUR
 O19 Chris Guyton, EKU
 O26 Jason Muchow, EKU
 N2 Corey Chamblin, TTU
 N9 Marcus Stepp, MUR
 N16 Corey Cobb, UTM
 N23 Darrell Hinton, TSU
Special Teams
 A31 Justin Terrill, SEMO
 S7 John Fowle, EIU
 S14 Tyrone Butterfield, TSU
 S21 John Fowle, EIU
 S28 Buck Billings, TSU
 O5 Darriel Ruffin, UTM
 O12 Mancel Elam, MUR
 O19 John Wright, EKU
 Casey Roberts, TTU
 Terrance Smith, UTM
 N2 Bobby Washington, EKU
 N9 Tyrone Butterfield, TSU
 N16 Jerome Tillman, TTU
 N23 Andy Dorsey, TTU

Newcomer
 A31 Tyrone Butterfield, TSU
 S7 Dan Loyd, MUR
 S14 Corey Crume, EKU
 S21 Darriel Ruffin, UTM
 S28 Brian Durham, EKU
 O5 Dan Loyd, MUR
 O12 Darriel Ruffin, UTM
 O19 Stanley McGraw, TTU
 O26 Tyrone Butterfield, UTM
 N2 Aaron Layne, SEMO
 N9 Charlie Walker, MTSU
 N16 Corey Crume, EKU
 N23 Leon Murray, TSU
 Tyrone Butterfield, TSU

1998
Offensive
 S6 Torin Kirtsey, MTSU
 S13 Justin Fuente, MUR
 S20 Corey Crume, EKU
 S27 Corey Williams, SEMO
 O4 Justin Bivens, MUR
 O11 Torin Kirtsey, MTSU
 O18 Leon Murray, TSU
 O25 DeJuan Marshall, TSU
 N1 Wes Counts, MTSU
 N8 Justin Fuente, MUR
 Kelverick Green, MTSU

N15 Leon Murray, TSU
 N22 Rondel Menendez, EKU
Defensive
 S6 Jerry Turner, TTU
 S13 Lamar Carter, TSU
 S20 Antwan Perry, EIU
 S27 Charles Tinsley, EKU
 O4 Keith Pauldo, MTSU
 O11 Labrent Sterling, TSU
 O18 Kenneth Knotts, MUR
 O25 Branon Vaughn, TTU
 N1 Scott Brown, MTSU
 N8 Darrell Hinton, TSU
 N15 Chad Evitts, TTU
 N22 Joshua Symonette, TTU

Special Teams
 S6 Corey Chester, SEMO
 S13 Greg Miller, MUR
 S20 Stephen Brown, EKU
 S27 Andy Dorsey, TTU
 O4 Chris Watson, EIU
 O11 Jarrick Hillery, TSU
 O18 Ashley Johnson, TSU
 O25 David Collett, TTU
 N1 Greg Miller, MUR
 N8 Greg Miller, MUR
 N15 Andy Dorsey, TTU
 N22 Jarrick Hillery, TSU
Newcomer
 S6 Justin Fuente, MUR
 Jon Denton, EKU
 Anthony Boggs, EKU
 S20 Anthony Buich, EIU
 S27 Wes Counts, MTSU
 S27 Bobby Brune, SEMO
 O4 Kendall Newson, MTSU
 O11 Jon Denton, EKU
 O18 Jon Denton, EKU
 O25 Anthony Buich, EIU
 N1 DeJuan Marshall, TSU
 N8 Tony Wesley, MTSU
 N15 Justin Fuente, MUR
 Anthony Buich, EIU
 N22 Tony Woods, EKU

1999
Offensive
 S6 Leon Murray, TSU
 S12 Justin Fuente, MUR
 S19 Leon Murray, TSU
 S26 Jabarey McDavid, EIU
 O3 Walter Hill, TTU
 O10 Justin Fuente, MUR
 O17 Leon Murray, TSU
 O24 Jermaine Manning, MUR
 O31 Rod Smart, WKU
 Chris Perkins, TSU
 Justin Fuente, MUR
 N14 Chris Perkins, TSU
 N21 Anthony Buich, EIU
Defensive
 S6 Ed Sanders, TSU
 S12 Chad Evitts, TTU
 S19 Scooter Asel, EKU
 S26 Melvin Wisham, WKU
 O3 Mel Mitchell, WKU
 O10 Branon Vaughn, TTU
 O17 Branon Vaughn, TTU
 O24 Brian Hinton, SEMO
 O31 Lamar Carter, TSU
 N7 Benny Zeigler, TSU
 N14 Joshua Symonette, TTU
 N21 Jeremy Atwell, SEMO

Special Teams
 S6 Brian Bivens, MUR
 S12 Avion Black, TSU
 S19 David Collett, TTU
 S26 Seth Carriere, SEMO
 O3 Ashley Johnson, TSU
 O10 Greg Miller, MUR
 O17 Frank Cutolo, EIU
 O24 Brian Bivens, MUR
 O31 Jason Martin, EKU
 N7 Brian Bivens, MUR
 N14 Jason Martin, EKU
 Seth Goodowens, TSU
 N21 Alan Ogletree, WKU
Newcomer
 S6 Sherrrod Coates, WKU
 S12 Bobby Sippio, WKU
 S19 Julius Hull, TSU
 S26 Tony Romo, EIU
 O3 Patrick Jenkins, TSU

O10 Jeremiah Bell, EKU
 O17 Brian Bivens, MUR
 O24 Rashad West, SEMO
 O31 Shaka Jones, MUR
 N7 Amariah Robb, TSU
 Rashad West, SEMO
 Bobby Sippio, WKU
 N14 Rashad West, SEMO
 N21
2000
Offensive
 S3 Tony Romo, EIU
 S10 Waylon Chapman, EKU
 Bobby Brune, SEMO
 S17 Tony Romo, EIU
 S24 Mario Riley, MUR
 O1 Corey Crume, EKU
 O8 Garner Byars, MUR
 O15 Tony Romo, EIU
 O22 Alex Bannister, EKU
 O29 Travis Rogers, TTU
 N5 J.R. Taylor, EIU
 N12 Garner Byars, MUR
 N19 Travis Rogers, TTU

Defensive
 S3 Jai Williams, MUR
 S10 Sherrrod Coates, WKU
 S17 Melvin Wisham, WKU
 S24 Chad Evitts, TTU
 O1 Nick Sullivan, EKU
 O8 Melvin Wisham, WKU
 O15 Chance Price, TSU
 O22 Bobby Sippio, WKU
 O29 Bobby Sippio, WKU
 N5 Phillip Wasson, MUR
 N12 Chad Evitts, TTU
 N19 Mike Carlin, EIU
Special Teams
 S3 Luke Anderson, EKU
 S10 Frank Cutolo, EIU
 S17 Jason Witczak, SEMO
 S24 Andy Dorsey, TTU
 O1 Alan Ogletree, WKU
 O8 Alan Ogletree, WKU
 O15 Andy Dorsey, TTU
 O22 Bill Besenhofer, EIU
 O29 Joseph Jefferson, WKU
 N5 Jahi Henley, TTU
 N12 Kourtney Young, EIU
 David Collett, TTU
 N19 Bobby Sippio, WKU

Newcomer
 S3 Kenton Evans, TSU
 S10 Curtis Cooper, SEMO
 S17 Michael Slater, MUR
 S24 Stewart Childress, MUR
 O1 Keith Brooks, WKU
 Stewart Childress, MUR
 Ricky Farmer, SEMO
 Jason Johnson, WKU
 Nick Ricks, EIU
 Michael Slater, MUR
 Marcus Patton, SEMO
 N5 Andre Raymond, EIU
 C.J. Johnson, TSU
 Stewart Childress, MUR
 N12
 N19 Kenton Evans, TSU

2001
Offensive
 S2 Shannon Harris, TSU
 S9 Tony Romo, EIU
 S16 None Selected
 S25 Curtis Cooper, SEMO
 S30 Tony Romo, EIU
 O7 Curtis Cooper, SEMO
 O14 J.R. Taylor, EIU
 O21 J.R. Taylor, EIU
 O28 Grant Swallows, TTU
 N4 Grant Swallows, TTU
 N11 Grant Swallows, TTU
 N18 Tony Romo, EIU

Defensive
 S2 Corey Mathis, SEMO
 S9 Antione Livingston, EIU
 S16 None Selected
 S25 Jeremiah Bell, EKU
 S30 Marcus Reese, TSU
 O7 Jameel Brown, TTU
 O14 Jeremiah Bell, EKU
 O21 Jeremiah Bell, EKU
 O28 D.J. Bleisath, TTU

N4 Chris Minter, EKU
 N11 D.J. Bleisath, TTU
 N18 D.J. Bleisath, TTU
Special Teams
 S2 David Collett, TTU
 S9 Shane Andrus, EIU
 Kyle East, SEMO
 S16 None Selected
 S25 Marquis Stephens, TSU
 S30 Bill Bessenhoffer, EIU
 O7 None Selected
 O14 Shane Andrus, EIU
 O21 None Selected
 O28 Andre Raymond, EIU
 N4 Frank Cutolo, EIU
 N11 David Collett, TTU
 N18 Adam Smith, EKU

Newcomer
 S2 C.J. Hudson, EKU
 S9 Jeromy McDowell, SEMO
 S16 None Selected
 S25 C.J. Hudson, EKU
 S30 C.J. Hudson, EKU
 O7 C.J. Hudson, EKU
 O14 Charles Anthony, TSU
 O21 C.J. Hudson, EKU
 O28 Willie Ponder, SEMO
 N4 C.J. Hudson, EKU
 N11 Billy Blanchard, MUR
 N18 Steve Farmer, TSU

2002
Offensive
 A31 Andre Raymond, EIU
 S7 Willie Ponder, SEMO
 S14 Billy Blanchard, MUR
 S21 Will Bumphus, EIU
 S28 Keiki Misipeka, SEMO
 O5 Tony Romo, EIU
 O12 Tony Romo, EIU
 O19 Tony Romo, EIU
 O26 Billy Blanchard, MUR
 N2 Charles Anthony, TSU
 N9 Willie Ponder, SEMO
 J.R. Taylor, EIU
 N16 J.R. Taylor, EIU
 N23 Jason Ballard, TTU

Defensive
 A31 Marcus Adams, EKU
 S7 Ahmed Safeullah, TSU
 S14 Daniel Wentzel, TTU
 S21 Marcus Adams, EKU
 S28 Ricky Farmer, SEMO
 O5 Justen Rivers, EKU
 O12 Nick Ricks, EIU
 O19 Ricky Farmer, SEMO
 O26 Chad Dewberry, EIU
 N2 Dmitri Patterson, SEMO
 N9 Perez Boyd, UTM
 N16 Bobby Sanders, MUR
 N23 Tyrone Parks, MUR

Special Teams
 A31 Andrew Winters, SEMO
 S7 Brent Harris, UTM
 S14 Nick Hodges, TTU
 S21 Andre Raymond, EIU
 S28 Nick Hodges, TTU
 O5 Chris NesSmith, SEMO
 O12 Carlos Wright, TSU
 O19 None Selected
 O26 Brian Bivens, MUR
 N2 Shane Andrus, MUR
 N9 None Selected
 N16 None Selected
 N23 Shane Andrus, MUR

Newcomer
 A31 Matt Miller, EKU
 S7 Jack Tomco, SEMO
 S14 Keiki Misipeka, SEMO
 S21 Trey Bonner, TTU
 S28 Keiki Misipeka, SEMO
 O5 Jack Tomco, SEMO
 O12 Jack Tomco, SEMO
 O19 Matt Miller, EKU
 O26 Sugar Sanders, TSU
 N2 Deandre Green, MUR
 N9 Nick Eller, EIU
 N16 Jack Tomco, SEMO
 N23 Nick Eller, EIU

2003
Offensive
 A30 Charles Anthony, TSU



OHIO VALLEY CONFERENCE



S6 Matt Guice, EKU
 S13 Andre Ralston, EKU
 S20 Charles Anthony, TSU
 S27 Ray Nelson, SAM
 O4 Brady Wahlberg, UTM
 O11 Kory Chapman, JSU
 O18 Efre Hill, SAM
 O25 C.J. Johnson, JSU
 N1 Ray Nelson, SAM
 N8 Maurice Mullins, JSU
 N15 Andre Ralston, EKU
 N22 Charles Anthony, TSU

Defensive

A30 Michael Hanley, MUR
 S6 Mike Dunn, EKU
 S13 Brandon Shelby, TTU
 S20 Fred Miller, EIU
 S27 Yusuf Sharif, TTU
 O4 Ricky Farmer, SEMO
 O11 Jerome Jones, EKU
 O18 Ben Brown, EIU
 O25 George Summers, JSU
 N1 Justin Rivers, EKU
 N8 Dimitri Patterson, SEMO
 N15 O.J. Turner, SEMO
 N22 Justin Rivers, EKU

Special Teams

A30 Richie Rhodes, JSU
 S6 Cortland Finnegan, SAM
 S13 Gerald Morrow, TSU
 Jarrett Morrow, TSU
 S20 Ty Neil, SAM
 S27 Richie Rhodes, JSU
 O4 Derek Kutz, SEMO
 O11 Chris Hicks, SAM
 O18 Charles Owens, EIU
 O25 Chris Hicks, SAM
 N1 Jesse Ohliger, MUR
 N8 Adam Smith, EKU
 N15 Richie Rhodes, JSU
 N22 Richie Rhodes, JSU

Newcomer

A30 Michael Hanley, MUR
 S6 Matt Guice, EKU
 S13 Matt Guice, EKU
 S20 David Taufou, SEMO
 S27 Derek White, TTU
 O4 Derek White, TTU
 O11 James Dumervil, TSU
 O18 David Simonhoff, SEMO
 O25 Vincent Webb, EIU
 N1 Andrew Goodenough, SEMO
 N8 Matt Guice, EKU
 N15 Matt Guice, EKU
 N22 Adam Ellis, EKU

2004**Offensive**

S4 Charles Anthony, TSU
 S11 Charles Anthony, TSU
 S18 Oscar Bonds, JSU
 S25 Oscar Bonds, JSU
 O2 C.J. Hudson, EKU
 O9 Trey Bonner, TTU
 O16 Riley Walker, TSU
 O23 Ray Nelson, SAM
 O30 Don Chapman, UTM
 N6 Oscar Bonds, JSU
 N13 Charles Anthony, TSU
 N20 Craig Agee, JSU

Defensive

S4 Cortland Finnegan, SAM
 S11 Justin Williams, TSU
 S18 Paul Thomas, TSU
 S25 LaMarcus Rowell, JSU
 O2 Jamar Landrom, TSU
 O9 Perry Kyles, TTU
 O16 Pierre Wright, EKU
 O23 Brett Vavra, TTU
 O30 Kellin White, SEMO
 N6 Brett Vavra, TTU
 N13 Marcus Lorick, EIU
 N20 Pierre Wright, EIU

Special Teams

S4 David Simonhoff, SEMO
 S11 Brandon Robinson, EIU
 S18 Gavin Hallford, JSU
 S25 Derek Kutz, SEMO
 O2 Rayvon Sims, UTM
 O9 Antoine Bullock, JSU
 O16 Phil Kuhl, EKU
 O23 Josh Foster, TTU

O30 David Simonhoff, SEMO
 N6 Craig Agee, JSU
 N13 Kyle Barber, EKU
 N20 Phil Kuhl, EKU

Newcomer

S4 Don Chapman, UTM
 S11 Josh Greco, EKU
 S18 Don Chapman, UTM
 S25 Matt Schabert, EIU
 O2 Matt Schabert, EIU
 O9 Derrick Parrott, MUR
 O16 LaMarcus Rowell, JSU
 O23 Josh Greco, EKU
 O30 Don Chapman, UTM
 N6 Matt Schabert, EIU
 N13 Nick Turner, MUR
 N20 Matt Schabert, EIU

2005**Offensive**

S4 Brady Wahlberg, UTM
 S11 Josh Greco, EKU
 S18 Brady Wahlberg, UTM
 S25 Josh Greco, EKU
 O2 Stephen Britton, TTU
 O9 Chad Cook, MUR
 O16 Javarris Williams, TSU
 O23 Tim Holloman, SEMO
 O30 Clay Green, JSU
 N6 Anthony Ash, TTU
 N13 Mark Dunn, EKU
 N20 Don Chapman, UTM

Defensive

S4 Tristan Burge, EIU
 S11 Jamar Landrom, TSU
 S18 Michael Sturgis, MUR
 S25 Jason Coleman, UTM
 O2 Derrick Huff, EKU
 O9 David Gilmore, UTM
 O16 Lucius Seymour, EIU
 O23 Tristan Burge, EIU
 O30 Clint Sellers, EIU
 N6 Seth Harrell, SEMO
 N13 Gavin Slaughter, JSU
 N20 Clint Sellers, EIU

Special Teams

S4 Zach Walden, JSU
 S11 Josh Foster, TTU
 S18 Nick Turner, MUR
 S25 Taurean Rhetta, JSU
 O2 David Simonhoff, SEMO
 O9 Taylor Brown, UTM
 O16 Cortland Finnegan, SAM
 O23 Darren Williams, JSU
 O30 Jon Mahan, TTU
 N6 David Simonhoff, SEMO
 N13 David Simonhoff, SEMO
 N20 Tom Schofield, EIU

Newcomer

S4 Clint Sellers, EIU
 S11 K.J. Austin-Bruce, TSU
 S18 Darren Williams, JSU
 S25 Adam Kesler, EIU
 O2 Jonathan Eiland, MUR
 O9 Dante Harrold, UTM
 O16 Courtney Richardson, TSU
 O23 Tim Holloman, SEMO
 O30 Tim Holloman, SEMO
 N6 Cameron Kimes, TTU
 N13 Stevie Chaney, MUR
 N20 Clint Sellers, EIU

2006**Offensive**

S3 Javarris Williams, TSU
 S10 Vincent Webb, EIU
 S17 Chad Cook, MUR
 S24 Vincent Webb, EIU
 O1 Clay Green, JSU
 O8 Josh Greco, EKU
 O15 Javarris Williams, TSU
 O22 Norris Smith, EIU
 O29 Javarris Williams, TSU
 N5 Don Chapman, UTM
 N12 Don Chapman, UTM
 N19 Lee Sweeney, TTU

Defensive

S3 LeMarcus Rowell, JSU
 S10 Brandon Rosser, EKU
 S17 Derrick Parrott, MUR
 S24 Aaron Williams, TTU
 O1 LeMarcus Rowell, JSU

O8 Lucius Seymour, EIU
 O15 Lucius Seymour, EIU
 O22 Markeseo Jackson, UTM
 O29 Kevin Rondo, UTM
 N5 Donald Thomas, EIU
 N12 Brandon Gathof, EKU
 N19 Kenny Brown, JSU

Special Teams

S3 Shannon Fleming, SAM
 S10 Chris Hicks, SAM
 S17 David Simonhoff, SEMO
 S24 John Mahan, TTU
 O1 Zach Walden, JSU
 O8 Zach Walden, JSU
 O15 Chris Hicks, SAM
 O22 David Simonhoff, SEMO
 O29 Zach Walden, JSU
 N5 Jessie Burton, UTM
 N12 Matt Schoborg, EKU
 N19 Clay Green, JSU

Special Teams

S3 Micah Rucker, EIU
 S10 Micah Rucker, EIU
 S17 Marcus Dawson, UTM
 S24 E.J. Daniel, UTM
 O1 Lee Sweeney, TTU
 O8 Cole Stinson, EIU
 O15 Lee Sweeney, TTU
 O22 Antonio Heffner, TSU
 O29 Aaron Williams, TSU
 N5 Cole Stinson, EIU
 N12 Bobby Washington, EKU
 N19 Lee Sweeney, TTU

2007**Offensive**

S2 Cole Stinson, EIU
 S9 Derek White, TTU
 S16 Derek White, TTU
 S23 Bobby Washington, EIU
 S30 Antonio Heffner, TSU
 O7 Allan Holland, EIU
 O14 Cedric Johnson, JSU
 O21 Chris Fletcher, APSU
 O28 Jefferson Adcock, SAM
 N4 Jeff Ehrhardt, MUR
 N11 Don Chapman, UTM
 N18 Ademola Adeniji, EIU

Defensive

S2 Dontrell Miller, UTM
 S9 Drew Robinson, JSU
 S16 Daniel Becker, APSU
 S23 Shaun Richardson, TSU
 S30 Maurice Smith, TTU
 S30 Camell Clark, JSU
 O7 Donald Thomas, EIU
 O14 Corey Reed, TTU
 O21 Derrick Huff, EIU
 O28 Derrick Huff, EIU
 N4 D. Rodgers-Cromartie, TSU
 N11 Michael Torres, EIU
 N18 Brandon Gathof, EKU
 N18 Craig Worthen, UTM

Special Teams

S2 Terrence Holt, APSU
 S9 Gavin Hallford, JSU
 S16 Eric Benson, TSU
 S23 Mark Prevost, SAM
 S30 Maurice Dupree, JSU
 O7 Gavin Hallford, JSU
 O14 Taylor Long, EIU
 O21 Zach Walden, JSU
 O28 Sean O'Brien, MUR
 O28 Larry Shipp, TTU
 N4 Maurice Dupree, JSU
 N11 Quinten Ponius, EIU
 N18 Terrence Holt, APSU
 N18 Taurean Rhetta, JSU

Newcomer

S2 Victor Anderson, SEMO
 S9 Kevin Cook, EIU
 S16 Justin Kraemer, TTU
 S23 Chris Evans, SAM
 S30 Alex Barnett, SAM
 S30 Henry Sailes, TTU
 S30 Rashad Haynes, EIU
 O7 Cedric Johnson, JSU
 O14 Cedric Johnson, JSU
 O21 Chris Evans, SAM
 O28 Jeff Ehrhardt, MUR
 N4 Cade Thomopson, UTM
 N4 Jeff Ehrhardt, MUR

N11 Cade Thompson, UTM
 N18 Justin Kraemer, TTU

2008**Offensive**

A31 Houston Lillard, SEMO
 S7 Antonio Heffner, TSU
 S14 Henry Sailes, TTU
 S21 Antonio Heffner, TSU
 S28 Ryan Perrilloux, JSU
 O5 Derrick Townsel, MUR
 O12 Javarris Williams, TSU
 O19 Brandyn Young, UT Martin
 O19 Ryan Perrilloux, JSU
 O26 Trent Caffee, APSU
 N2 Allan Holland, EIU
 N9 Antonio Heffner, TSU
 N16 C.J. Walker, EKU
 N23 Travorus Bess, EIU
 N23 Jeff Ehrhardt, MUR

Defensive

A31 Eddie Calvin, SEMO
 S7 Seymour Loftman, EIU
 S14 Nathan Williams, MUR
 S21 A.J. Davis, JSU
 S28 Dontrell Miller, UTM
 O5 Eugene Clifford, TSU
 O12 Nathan Williams, MUR
 O19 Alexander Henderson, JSU
 O26 Nick Stauffer, SEMO
 N2 Nathan Williams, MUR
 N9 Austen Lane, MUR
 N16 Andrew Ridgeway, JSU
 N23 Brandon Gathof, EIU

Special Teams

A31 Terrence Holt, APSU
 S7 Jamaal Akbar, UTM
 S14 Justin Kraemer, TTU
 S21 Tyler Wilke, EIU
 S28 Taylor Long, EIU
 O5 Maurice Dupree, JSU
 O12 Quentin Ponius, EIU
 O19 Gavin Hallford, JSU
 O26 Eric Benson, TSU
 N2 Doug Spada, SEMO
 N9 Terrence Holt, APSU
 N16 Derrick Townsel, MUR
 N23 Gavin Hallford, JSU
 N23 Ricky Thomas, APSU

Newcomer

A31 JaJuan Spillman, TSU
 S7 Ryan Perrilloux, JSU
 S14 Henry Harris, SEMO
 S21 Daryl Bourne, UTM
 S28 Mike Hicks, UTM
 S28 Henry Harris, SEMO
 O5 Ryan Perrilloux, JSU
 O12 Ryan Perrilloux, JSU
 O19 Shannon Davis, EIU
 O19 Desmin Ward, EIU
 O26 Ryan Perrilloux, JSU
 N2 Ryan White, APSU
 N9 Ryan Perrilloux, JSU
 N16 Mike Hicks, UTM
 N16 Ryan White, APSU
 N23 Matt Scheible, SEMO

2009**Offensive**

S6 Jake Christensen, EIU
 S13 Ryan Perrilloux, JSU
 S20 Ryan Perrilloux, JSU
 S27 Ryan Perrilloux, JSU
 O4 Ryan Perrilloux, JSU
 O11 Ryan White, APSU
 O18 Garnett Phelps, EIU
 O25 Terrence Holt, APSU
 N1 Ryan Perrilloux, JSU
 N8 Tim Benford, TTU
 N15 Brandyn Young, UTM
 N15 Jake Christensen, EIU
 N22 Ryan Perrilloux, JSU
 N22 Ryan Perrilloux, JSU

Defensive

S6 Jeremy Caldwell, EKU
 S13 Jawaan Booker, JSU
 S20 Andre Evans, EIU
 S27 Bryan Blanford, SEMO
 O4 Jeremy Caldwell, EKU
 O11 T.J. Heath, JSU
 O11 Dustin Dillehay, TTU
 O18 Patrick McClellan, EIU
 O25 Antonio Faulkner, APSU



OHIO VALLEY CONFERENCE



N1 Caleb Mitchell, TTU
 N8 Alexander Henderson, JSU
 Austin Lane, MUR
 N15 CJ James, EIU
 Alexander Henderson, JSU
 N22 Alexander Henderson, JSU

Special Teams

S6 Marcus Harris, MUR
 S13 Austin Signor, EIU
 S20 Alan Bonner, JSU
 S27 Patrick Tatum, JSU
 O4 Patrick Tatum, JSU
 O11 Kevin Cook, EIU
 O18 Kienan Cullen, MUR
 O25 Lorence Ricks, EIU
 N1 Austin Signor, EIU
 Kevin Cook, EIU
 N8 Terrence Holt, APSU
 N15 Terrence Holt, APSU
 N22 Terrence Holt, APSU

Newcomer

S6 Jason McNair, UTM
 S13 Mon Williams, EIU
 S20 Jake Christensen, EIU
 S27 Jake Christensen, EIU
 Jamal Young, UTM
 O4 T.J. Pryor, EIU
 O11 Jeremy Ross, APSU
 O18 T.J. Pryor, EIU
 O25 Jason McNair, UTM
 N1 Caleb Mitchell, TTU
 N8 Casey Brockman, MUR
 N15 Greg Smith, JSU
 N22 T.J. Pryor, EIU

2010**Offensive**

S5 Marques Ivory, JSU
 Coty Blanchard, JSU
 S12 Matt Scheible, SEMO
 S19 Henry Harris, SEMO
 S26 Jamal Young, JSU
 Henry Harris, SEMO
 Preston Brown, TSU
 O3 Henry Harris, SEMO
 O10 Casey Brockman, MUR
 O17 Henry Harris, SEMO
 O24 Matt Scheible, SEMO
 O31 T.J. Pryor, EIU
 N7 Chris Wright, EIU
 Orlandus Harris, EIU
 N14 Casey Brockman, MUR
 N21 Casey Brockman, MUR
 Cass Barnes, TTU

Defensive

S5 Rodney Garrott, JSU
 S12 Jeremy Ross, Austin Peay
 Aaron Grimes, SEMO
 S19 Darrin Nalls, UTM
 S26 Rico Council, TSU
 O3 Darrick Borum, SEMO
 O10 Rico Council, TSU
 O17 Caleb Mitchell, TTU
 Marcus Edwards, TTU
 O24 Brannon Byrd, JSU
 O31 Joshua Jackson, SEMO
 N7 Tyson Patrick, EIU
 N14 Jason Horton, JSU
 N21 Richmond Tooley, TTU

Specialist

S5 Rayshawn Weatherspoon, TSU
 S12 Drew Geldbach, SEMO
 S19 Stephen Stansell, APSU
 S26 Dontrell Johnson, MUR
 O3 Kevin Cook, EIU
 O10 Matthew Barker, TTU
 O17 Rashad Haynes, EIU
 Jordan Berry, EIU
 O24 Drew Geldbach, SEMO
 Nick Campbell, TTU
 O31 Joe Hook, UTM
 N7 Jeremy Caldwell, EIU
 N14 James Esco, JSU
 N21 Jeremy Caldwell, EIU

Newcomer

S5 Coty Blanchard, JSU
 S12 Coty Blanchard, JSU
 S19 CJ Estelle, UTM
 S26 Mike Harris, MUR
 O3 Coty Blanchard, JSU
 Arthur Brackett, MUR
 O10 Mike Harris, MUR
 O17 Jockes Crawford, TTU

O24 Jimmy Garoppolo, EIU
 O31 Jimmy Garoppolo, EIU
 N7 Mike Harris, MUR
 N14 Darius Barksdale, JSU
 Duane Brady, MUR
 N21 Jockes Crawford, TTU

2011**Offensive**

S4 Coty Blanchard, JSU
 S11 Mike Harris, MUR
 S18 Casey Brockman, MUR
 S25 Dontey Gay, TTU
 O2 Jake Ryan, APSU
 Matt Scheible, SEMO
 O9 Derek Carr, UTM
 O16 Mike Harris, MUR
 O23 Matt Denham, EIU
 O30 Matt Denham, EIU
 N6 T.J. Pryor, EIU
 N13 Calvin Middleton, JSU
 N20 Casey Brockman, MUR
 Dontey Gay, TTU

Defensive

S4 Patrick McClellan, EIU
 S11 Ichiro Vance, EIU
 S18 Richmond Tooley, TTU
 S25 Antwaun Majors, APSU
 O2 Clarence Jackson, JSU
 O9 Ben Johnson, UTM
 O16 Antonio Harper, TSU
 O23 Montori Hughes, UTM
 O30 Qua Huzzie, MUR
 Corey Watson, TTU
 N6 Antonio Harper, TSU
 N13 Blake Peiffer, SEMO
 N20 Richmond Tooley, TTU

Specialist

S4 Jordan Berry, EIU
 S11 Jeremy Caldwell, EIU
 Travis James, TSU
 S18 Scott Weatherford, EIU
 S25 Coty Blanchard, JSU
 Cody Forbes, TTU
 O2 Stephen Stansell, APSU
 O9 Jamin Godfrey, TSU
 O16 Zach Sharp, TTU
 O23 Gabriel Chambers, JSU
 O30 Nick Campbell, TSU
 N6 Kienan Cullen, MUR
 N13 Kienan Cullen, MUR
 N20 James Esco, JSU

Newcomer

S4 Washaun Ealey, JSU
 S11 Jeremiah Williams, EIU
 S18 Clarence Jackson, JSU
 S25 Washaun Ealey, JSU
 O2 Washaun Ealey, JSU
 Michael German, TSU
 O9 Michael German, TSU
 O16 Michael German, TSU
 O23 Tim Hamm-Bey, SEMO
 O30 Qua Huzzie, MUR
 N6 Cameron Bailey, EIU
 Washaun Ealey, JSU
 N13 Michael German, TSU
 N20 Kevin Hamlin, EIU

2012**Offensive**

S2 Jimmy Garoppolo, EIU
 S29 DaMarcus James, JSU
 Trabis Ward, TSU
 S16 Michael German, TSU
 S23 Erik Lora, Eastern Illinois
 S30 Jimmy Garoppolo, EIU
 O7 Casey Brockman, MUR
 O14 Derek Carr, UTM
 Trabis Ward, TSU
 O21 T.J. Pryor, EIU
 O28 Washaun Ealey, JSU
 N4 Derek Carr, UTM
 N11 Darian Stone, TTU
 N18 Quentin Sims, UTM
 Jake Ryan, APSU

Defensive

S2 Brooklyn Fox, EIU
 S9 Rashad Smith, JSU
 S16 Brandon Wicks, MUR
 S23 Cejay Ceniza, EIU
 S30 Pete Houlihan, EIU
 O7 Nick Thrasher, TSU
 O14 Steven Godbolt III, TSU

O21 Thad Williams, UTM
 Jermaine Hough, JSU
 DJ Roberts, UTM
 O28 Artavious Dowdell, EIU
 N4 Brooklyn Fox, EIU
 N11 Rashad Smith, JSU
 N18 Artavious Dowdell, EIU
 Brandon Wicks, MUR

Specialist

S2 Cody Sandlin, UTM
 S9 Griffin Thomas, JSU
 S16 Cameron Berra, EIU
 S23 Jordan Benton, MUR
 Drew Geldbach, SEMO
 S30 Ladarius Vanlier, TTU
 O7 Kevin Barfield, UTM
 O14 Cameron Berra, EIU
 O21 Griffin Thomas, JSU
 O28 Jamin Godfrey, TSU
 N4 Steven Mix, MUR
 N11 Zach Sharp, TTU
 N18 Walter Powell, MUR

Newcomer

S2 Troymaine Pope, JSU
 Da'Rick Rogers, TTU
 S9 Troymaine Pope, JSU
 S16 Jaamal Berry, MUR
 S23 Da'Rick Rogers, TTU
 S30 Jaamal Berry, MUR
 O7 Telvin Brown, JSU
 O14 Jeremy Butler, UTM
 O21 Jermaine Hough, JSU
 O28 Scott Lathrop, SEMO
 N4 Jaamal Berry, MUR
 N11 Jeremy Butler, UTM
 N18 Alex Helms, EIU

2013**Offensive**

S2 Eastern Illinois Offensive Line
 (Borre, Lowery, Pagliara, Pierce, Seibert)
 S8 Jimmy Garoppolo, EIU
 JSU State Rushing Attack
 (James, Jenkins, Jones, Pope)
 S15 Jimmy Garoppolo, EIU
 S22 Jimmy Garoppolo, EIU
 S29 Jimmy Garoppolo, EIU
 O6 DaMarcus James, JSU
 O13 Scott Lathrop, SEMO
 O20 Jimmy Garoppolo, EIU
 O27 Jimmy Garoppolo, EIU
 N3 DaMarcus James, JSU
 N10 Eli Jenkins, JSU
 N17 Shepard Little, EIU
 N24 Jimmy Garoppolo, EIU

Defensive

S2 Alex McNulty, EIU
 S8 Robert Haynes, EIU
 S15 J'vontez Blackmon, UTM
 S22 Samquan Evans, TSU
 S29 Anthony Goodman, EIU
 James Huguely, TTU
 O6 Josh Manning, MUR
 O13 Daniel Fitzpatrick, TSU
 O20 Daniel Fitzpatrick, TSU
 O27 Rashod Byers, JSU
 N3 Tony Bell, UTM
 N10 Marty Jones, TTU
 N17 Ben Johnson, UTM
 N24 Perry Cooper, MUR

Specialist

S2 Shepard Little, EIU
 Ladarius Vanlier, TTU
 S8 Martine Stevenson, TSU
 Chad Zinchini, TTU
 S15 Griffin Thomas, JSU
 Walter Powell, MUR
 S22 Jamin Godfrey, TSU
 S29 Jordan Johnson, TTU
 O6 Walter Powell, MUR
 O13 Alex Knight, SEMO
 O20 Steven Mix, MUR
 Spencer Davis, SEMO
 O27 Jordan Berry, EIU
 N3 Erik Lora, EIU
 N10 Griffin Thomas, JSU
 N17 Jackson Redditt, UTM
 N24 Steven Mix, MUR
Newcomer
 S2 Max Shortell, JSU
 S8 Eli Jenkins, JSU
 S15 Maikhal Miller, MUR
 Dylan Favre, UTM

S22 JJ Jude, EIU
 S29 Maikhal Miller, MUR
 O6 Maikhal Miller, MUR
 O13 Maikhal Miller, MUR
 O20 Shepard Little, EIU
 O27 Jeff LePak, EIU
 N3 Omar Williams, APSU
 N10 Eli Jenkins, JSU
 N17 Shepard Little, EIU
 N24 Maikhal Miller, MUR

2014**Offensive**

A31 Adam Drake, EIU
 S7 Eli Jenkins, JSU
 S14 Dy'Shawn Mobley, EIU
 S21 Kyle Snyder, SEMO
 Paul McRoberts, SEMO
 S28 Eli Jenkins, JSU
 Peter Lloyd, SEMO
 Miles Jones, JSU
 KD Humphries, MUR
 KD Humphries, MUR
 O19 Darian Stone, TTU
 O26 Shepard Little, EIU
 N2 Abou Toure, UTM
 N9 DaMarcus James, JSU
 N16 Dy'Shawn Mobley, EIU
 N23 Michael German, TSU

Defensive

A31 Anthony Bass, TSU
 S7 Stanley Absanon, EIU
 S14 De'Ante Saunders, TSU
 S21 Ronnie Vinson, TSU
 S28 Gabe Terry, TSU
 O5 Tim Hamm-Bey, SEMO
 O12 Jermaine Hough, JSU
 O19 Marty Jones, TTU
 O26 Anthony Goodman, EIU
 N2 Kamu Grugier-Hill, EIU
 N9 Folo Johnson, JSU
 Austin Tallant, TTU
 N16 Michael Carlisle, JSU
 N23 Walter Evans, UTM

Specialist

A31 Andrew Lloyd, EIU
 S7 Ladarius Vanlier, TTU
 S14 Ryan McCrum, SEMO
 S21 Antoine Johnson, EIU
 S28 Alex Knight, SEMO
 O5 John Arnold, TTU
 O12 Andrew Lloyd, EIU
 O19 Ladarius Vanlier, TTU
 O26 Hamish MacInnes, JSU
 N2 Darion Hall, TSU
 N9 Pokey Harris, MUR
 N16 Pokey Harris, MUR
 N23 Jackson Redditt, UTM

Newcomer

A31 Tom Smith, TSU
 S7 Devaunte Sigler, JSU
 S14 Dy'Shawn Mobley, EIU
 S21 Jalen Whitlow, EIU
 Dy'Shawn Mobley, EIU
 Jalen Whitlow, EIU
 O5 Trey Thompson, TTU
 O12 Jalen Whitlow, EIU
 O19 Mickey Macius, APSU
 Jalen Whitlow, EIU
 O26 Dy'Shawn Mobley, EIU
 N2 Jalen Whitlow, EIU
 N9 Jalen Whitlow, EIU
 N16 Dy'Shawn Mobley, EIU
 N23 Gabe Terry, TSU

2015**Offensive**

S7 Brock McCoy, TTU
 S13 Josh Barge, JSU
 S20 Kryes Cates, TTU
 S27 Eli Jenkins, JSU
 Jared Neal, UTM
 O4 Paul McRoberts, SEMO
 O11 Bennie Coney, EIU
 O18 Eli Jenkins, JSU
 O25 Jarod Neal, UTM
 N1 Eli Jenkins, JSU
 N8 Patrick Smith, TSU
 N15 Bennie Coney, EIU
 Ladarius Vanlier, TTU
 N22 Eli Jenkins, JSU
Defensive
 S7 Seth McDonald, EIU



OHIO VALLEY CONFERENCE



S13 Dawson Wells, JSU
 Michael Ford, SEMO
 S20 Seth McDonald, EIU
 S27 Tra'Darius Goff, TTU
 O4 Chris Kelly, EKU
 Chad Meredith, SEMO
 O11 Demetrius Mason, MUR
 O18 Noah Spence, EKU
 O25 Kamu Grugjer-Hill, EIU
 N1 Dawson Wells, JSU
 N8 Dawson Wells, JSU
 Ebenezer Ogundeko, TSU
 N15 Dino Fanti, EIU
 N22 Dino Fanti, EIU

Specialist

S7 Connor Rouleau, JSU
 S13 Jackson Redditt, UTM
 S20 Landon Stratton, MUR
 S27 Maleek Hall, TTU
 O4 Stanley Absanon, EKU
 O11 Mike Bernier, EIU
 O18 Keith Wrzuszczak, EKU
 O25 Janawski Davis, MUR
 N1 Keith Wrzuszczak, EKU
 N8 Zach Dean, MUR
 N15 Cameron Sanders, SEMO
 N22 Pokey Harris, MUR

Newcomer

S7 Joel McCandless, JSU
 O'Shay Ackerman-Carter, TSU
 S13 Joel McCandless, JSU
 S20 Dante Vandeven, SEMO
 S27 Elijah Daniel, MUR
 O4 Tremane McCullough, SEMO
 O11 Kendall Morris, APSU
 O18 Devin Church, EIU
 O25 Ethan Thomas, EKU
 N1 Tremane McCullough, SEMO
 N8 Patrick Smith, TSU
 N15 Dante Vandeven, SEMO
 N22 Tremane McCullough, SEMO
 Erick Evans, TSU

2016**Offensive**

S4 Eli Jenkins, JSU
 S11 Mitch Kimble, EIU
 S18 Eli Jenkins, JSU
 S25 Eli Jenkins, JSU
 O2 KD Humphries, MUR
 O9 Devin Church, EIU
 Devin Borders, EKU
 O16 Josh Clemons, JSU
 O23 Patrick Smith, TSU
 O30 KD Humphries, MUR
 N6 JaVaughn Craig, APSU
 Ronald Butler, TSU
 N13 Kentel Williams, APSU
 Roc Thomas, JSU
 N20 Dontez Byrd, TTU

Defensive

S4 Kahlid Hagens, UTM
 S11 Ebenezer Ogundeko, TSU
 S18 Darius Jackson, JSU
 S25 David Johnson, EIU
 O2 Chad Meredith, SEMO
 O9 David Johnson, EIU
 Roper Garrett, SEMO
 O16 Ezra Robinson, TSU
 O23 Jaylen Hill, JSU
 O30 James Gilleylen, UTM
 N6 Kahlid Hagens, UTM
 N13 Kahlid Hagens, UTM
 N20 Marlon Bridges, JSU

Specialist

S4 Alex Knight, SEMO
 S11 Londell Lee, UTM
 S18 Dontez Byrd, TTU
 S25 Kyran Moore, APSU
 Josh Barge, JSU
 Lane Clark, TSU
 O2 Ryan McCrum, SEMO
 O16 Mitich Mersman, UTM
 O23 Connor Mitchell, MUR
 O30 Cade Stinnett, JSU
 Cameron Sanders, SEMO
 N6 Alex Knight, SEMO
 N13 Kentel Williams, APSU
 Nick Madonia, TTU
 N20 Lane Clark, TSU
 Nick Madonia, TTU

Newcomer

S4 Roc Thomas, JSU
 S11 Mitch Kimble, EIU
 S18 Roc Thomas, JSU
 Earl Harrison, TSU
 S25 Christopher Anderson, EIU
 Roc Thomas, JSU
 O2 Jesse Hosket, SEMO
 O9 Marlon Bridges, JSU
 Steven Newbold, TSU
 O16 Mitch Kimble, EIU
 Mareio McGraw, MUR
 O23 Mareio McGraw, MUR
 O30 Marlon Bridges, JSU
 Jesse Hosket, SEMO
 N6 JaVaughn Craig, APSU
 N13 Kentel Williams, APSU
 Roc Thomas, JSU
 N20 Marlon Bridges, JSU
 Dontez Byrd, TTU

2017**Offensive**

S3 Roc Thomas, JSU
 S10 Ladarius Galloway, UTM
 S17 JaVaughn Craig, APSU
 Troy Cook, UTM
 S24 Roc Thomas, JSU
 Ladarius Galloway, UTM
 O1 Scotty Gilkey, Jr., EIU
 O8 Roc Thomas, JSU
 O15 Isaiah Johnson, EIU
 O22 Kentel Williams, APSU
 O29 Roc Thomas, JSU
 N5 Roc Thomas, JSU
 N12 Jeremiah Oatsvall, APSU
 N19 Bryant Horn, JSU

Defensive

S3 Chris Collins, TSU
 Jonathan Hagler, JSU
 S10 Jeffrey Canady, EKU
 S17 Anthony Brown, UTM
 S24 Kobie Grace, EKU
 O1 Jaison Williams, APSU
 Nick Horne, EIU
 O8 Vincent Sellers, TSU
 O15 Darius Jackson, JSU
 O22 Corey Glass, EKU
 O29 Aderick Moore, TTU
 N5 Bradley Dewberry, EIU
 N12 Darius Jackson, JSU
 N19 Darius Jackson, JSU

Specialist

S3 Keith Wrzuszczak, EKU
 Gabriel Vicente, MUR
 S10 Patrick Smith, TSU
 S17 Lane Clark, TSU
 Nick Madonia, TTU
 S24 Keith Wrzuszczak, EKU
 Lane Clark, TSU
 O1 De'Marcus Flowers, JSU
 Gabriel Vicente, MUR
 O15 Jake Reynolds, SEMO
 O22 Keith Wrzuszczak, EKU
 Peyton Logan, UTM
 O29 Kyran Moore, APSU
 Cade Stinnett, JSU
 N5 Matt Severino, EIU
 N12 Dean Kelly, JSU
 Lane Clark, TSU
 N19 Devin Stuart, APSU

Newcomer

S3 Vincent Sellers, TSU
 S10 Ladarius Galloway, UTM
 S17 Treon Harris, TSU
 S24 Ladarius Galloway, UTM
 O1 Scotty Gilkey, Jr., EIU
 Marquis Terry, SEMO
 O8 Vincent Sellers, TSU
 O15 Isaiah Johnson, EIU
 O22 Jeremiah Oatsvall, APSU
 O29 Jeremiah Oatsvall, APSU
 Tim Boyle, EKU
 N5 Scotty Gilkey, Jr., EIU
 Dresser Winn, UTM
 N12 Jeremiah Oatsvall, APSU
 N19 Ahmaad Tanner, APSU
 Dresser Winn, UTM

2018**Offensive**

S2 Alexander Hollins, EIU

S9 Daniel Santacaterina, SEMO
 Dresser Winn, UTM
 S16 Marquis Terry, SEMO
 S23 Josh Pearson, JSU
 S30 Zerrick Cooper, JSU
 O7 D.J. Penick, MUR
 O14 Drew Anderson, MUR
 O21 Micheal Hughes, TSU
 O28 Kristian Wilkerson, SEMO
 Marquis Terry, SEMO
 Bailey Fisher, TTU
 N11 Isaiah Johnson, EIU
 Drew Anderson, MUR
 Zerrick Cooper, JSU

Defensive

S2 Zach Hall, SEMO
 S9 Leodis Moore III, EKU
 S16 Steven Crowder, EKU
 S23 Garrett Wall, UTM
 S30 Quincy Williams, MUR
 O7 Nate Howard, APSU
 O14 Gavin Bryant, EKU
 O21 Justin Swift, SEMO
 O/28 Zach Hall, SEMO
 N4 Leodis Moore III, EKU
 N11 Justin Swift, SEMO
 N18 Zach Hall, SEMO

Specialist

S2 Samuel Hayworth, EKU
 Antonio Zita, TSU
 S9 Jason Pierce, JSU
 Nicholas Litang, SEMO
 Matt Reyna, EIU
 S16 Samuel Hayworth, EKU
 S30 Nick Bruno, EIU
 O7 Nick Madonia, TTU
 O14 Matthew Jackson, EKU
 Gabriel Vincente, MUR
 O21 Jake Reynolds, SEMO
 O28 Kendrick Tiller, SEMO
 N4 Logan Birchfield, APSU
 N11 Malik Honeycutt, MUR
 N18 Zion Custis, SEMO

Newcomer

S2 Zerrick Cooper, JSU
 S9 Daniel Santacaterina, SEMO
 S16 Johnathan Brantley, EIU
 S23 Demry Croft, TSU
 S30 Zerrick Cooper, JSU
 O7 Daniel Santacaterina, SEMO
 O14 Drew Anderson, MUR
 O21 Bryce Dewberry, EIU
 O28 Drew Anderson, MUR
 Zerrick Cooper, JSU
 N4 Daniel Santacaterina, SEMO
 N11 Drew Anderson, MUR
 N18 Zerrick Cooper, JSU

2019**Offensive**

S1 Bailey Fisher, TTU
 S8 Zerrick Cooper, JSU
 Chris Rowland, TSU
 S15 Zerrick Cooper, JSU
 S22 Josh Pearson, JSU
 S29 Bailey Fisher, TTU
 JaVaughn Craig, APSU
 Bailey Fisher, TTU
 Zerrick Cooper, JSU
 O6 John Bachus III, UTM
 O13 John Bachus III, UTM
 O20 Kristian Wilkerson, SEMO
 O27 JaVaughn Craig, APSU
 N3 John Bachus III, UTM
 N10 Kristian Wilkerson, SEMO
 N17 Isaiah Hill, EIU
 N24 JaVaughn Craig, APSU

Defensive

S1 Wayne Moton, UTM
 S8 Nigel Walton, MUR
 S15 Kordell Jackson, APSU
 S22 Seth Carlisle, TTU
 S29 Kordell Jackson, APSU
 O6 T.J. Warren, MUR
 TJ Jefferson, UTM
 O13 Traco Williams, JSU
 O20 Frank Sumpter, EKU
 Justin Swift, SEMO
 O27 Omarick Douglas, SEMO
 N3 Cecil Cherry, UTM
 N10 Josephus Smith, APSU
 N17 Zach Hall, SEMO
 N24 Zach Hall, SEMO

Specialist

S1 Antonio Zita, TSU
 Terry Williams, UTM
 S8 Logan Birchfield, APSU
 S15 Chris Rowland, TSU
 S22 Jason Pierce, JSU
 Ty Terrell, MUR
 S29 Kaleb Mosley, TSU
 O6 Haidar Zaidan, TTU
 O13 Ryan Courtright, UTM
 O20 Antonio Zita, TSU
 O27 Samuel Hayworth, EKU
 N3 Terry Williams, UTM
 N10 Chris Rowland, TSU
 Haidar Zaidan, TTU
 N17 Shabari Davis, SEMO
 N/24 Samuel Hayworth, EKU

Newcomer

S1 Metrius Fleming, TTU
 S8 DaQuon Green, MUR
 S15 Metrius Fleming, TTU
 S22 Metrius Fleming, TTU
 S29 John Bachus III, UTM
 O6 Metrius Fleming, TTU
 O13 John Bachus III, UTM
 O20 Josh Green, TSU
 O27 Joe Pyle, SEMO
 N3 Geno Hess, SEMO
 John Bachus III, UTM
 N10 Jaelin Benefield, EIU
 N17 John Bachus III, UTM
 N24 KJ Stepherson, JSU

2020**Offensive**

F23 David Gist, TTU
 M2 Brian Snead, APSU
 M9 Zion Webb, JSU
 M16 Draylen Ellis, APSU
 M23 Draylen Ellis, APSU
 M30 Zack Smith, SEMO
 A6 Zion Webb, JSU
 A13 Zion Webb, JSU

Defensive

F23 Seth Carlisle, TTU
 M2 Jack McDonald, APSU
 Nicario Harper, JSU
 M9 Marcis Floyd, MUR
 M16 Elijah Culp, APSU
 Eric Samuta, MUR
 M23 Jason Johnson, EIU
 M30 Kam Ruffin, APSU
 A6 Bryant Pirtle, SEMO
 A13 Takeem Young, UTM

Specialist

F23 Hayden Olsen, TTU
 M2 Dresser Winn, UTM
 M9 Antonio Zita, TSU
 M16 Antonio Zita, TSU
 M23 Tyler Larco, UTM
 M30 Aaron Baum, MUR
 A6 Grant Paultette, APSU
 A13 Zack Smith, SEMO
 Tyler Larco, UTM

Newcomer

F23 Draylen Ellis, APSU
 M2 Brian Snead, APSU
 M9 Damonta Witherspoon, MUR
 M16 Draylen Ellis, APSU
 M23 Draylen Ellis, APSU
 M30 Jordan Smith, EIU
 Devon Starling, TSU
 Draylen Ellis, APSU
 A6 Nicario Harper, JSU
 A13 Devon Starling, TSU

2021**Offensive**

S6 Preston Rice, MUR
 S12 Peyton Logan, UTM
 S19 Draylen Ellis, APSU
 Peyton Logan, UTM
 S26 Geno Hess, SEMO
 Keon Howard, UTM
 O3 Jeremy Hickbottom, TSU
 O10 Geno Hess, SEMO
 Keon Howard, UTM
 DJ Williams, MUR
 Zak Wallace, UTM
 10/17 Ahmaad Tanner, APSU
 10/24 Jeremy Hickbottom, TSU
 10/31 Draylen Ellis, APSU
 11/7



OHIO VALLEY CONFERENCE



- 11/14 Zak Wallace, UTM
- Draylen Ellis, APSU
- DJ Williams, MUR
- 11/21 Drae McCray, APSU
- Defensive**
- S6 Johnathon Edwards, Austin Peay
- S12 D'Carrious Stephens, UTM
- S19 Jack McDonald, APSU
- John Ford, UTM
- S26 Jordan Miles, EIU
- O3 Russell Dandy, EIU
- O10 Brandon Mincey, SEMO
- O17 D'Carrious Stephens, UTM
- O24 James Green, TSU
- Devin Squires, TTU
- O31 Eyabi Anoma, UTM
- Koby Perry, APSU
- N7 Johnathon Edwards, APSU
- Marcis Floyd, MUR
- N14 Trai Hodges, SEMO
- N21 Shamari Simmons, APSU
- Specialist**
- S6 Tyler Larco, UTM
- S12 Logen Neidhardt, EIU
- S19 Zach Haynes, SEMO
- S26 Kenny Doak, SEMO
- Tyler Larco, UTM
- O3 Aaron Baum, MUR
- O10 Hayden Olsen, TTU
- O17 Malik Honeycutt, MUR
- O24 Kenny Doak, SEMO
- O31 Zach Haynes, SEMO
- N7 Aaron Baum, MUR
- N14 Maddux Trujillo, APSU
- N21 Aaron Baum, MUR
- Newcomer**
- S6 Keon Howard, UTM
- S12 Keon Howard, UTM
- S19 Rodell Rahmaan, TSU
- S26 Zoe Roberts, UTM
- O3 Russell Dandy, EIU
- O10 Zak Wallace, UTM
- O17 DJ Williams, MUR
- Zak Wallace, UTM
- O24 Keon Howard, UTM
- O31 Jeremy Hickbottom, TSU
- Eyabi Anoma, UTM
- 11/7 Drae McCray, Austin Peay
- Keon Howard, UT Martin
- 11/14 Drae McCray, Austin Peay
- Keon Howard, UT Martin
- 11/21 Drae McCray, Austin Peay



OHIO VALLEY CONFERENCE



2010

1. Jacksonville State (11)	120
2. Eastern Illinois (4)	114
3. Eastern Kentucky (1)	102
4. Tennessee Tech (1)	78
5. Tennessee State (1)	70
6. UT Martin	59
7. Austin Peay	38
8. Southeast Missouri	38
9. Murray State	29

Preseason Offensive Player
Terrence Holt (RB/KR), APSU
Preseason Defensive Player
Josh Bey (LB), UTM

2011

1. Jacksonville State (13)	123
2. Murray State (4)	106
3. Eastern Kentucky	93
4. Southeast Missouri	81
5. Tennessee Tech	73
6. UT Martin	64
7. Eastern Illinois	57
8. Tennessee State	33
9. Austin Peay	18

Preseason Offensive Player
Casey Brockman (QB), MUR
Preseason Defensive Player
Monte Lewis (DL), JSU
Rico Council (LB), TSU

2012

1. Eastern Kentucky (12)	124
2. Jacksonville State (6)	177
3. Murray State	85
4. Tennessee Tech	83
5. Tennessee State	69
6. UT Martin	67
7. Southeast Missouri	44
8. Eastern Illinois	42
9. Austin Peay	17

Preseason Offensive Player
Casey Brockman (QB), MUR
Preseason Defensive Player
Blake Peiffer (LB), SEMO

2013

1. Eastern Illinois (12)	122
2. Eastern Kentucky (4)	114
3. Tennessee State (2)	90
4. Jacksonville State	87
5. UT Martin	78
6. Murray State	53
7. Tennessee Tech	53
8. Southeast Missouri	35
9. Austin Peay	16

Preseason Offensive Player
Erik Lora (WR), EIU
Preseason Defensive Player
Steven Godbolt III (DB), TSU

2014

1. Jacksonville State (10)	118
2. Eastern Illinois (4)	110
3. Tennessee State (4)	107
4. Eastern Kentucky	82
5. UT Martin	79
6. Murray State	54
7. Tennessee Tech	48
8. Southeast Missouri	34
9. Austin Peay	16

Preseason Offensive Player
DaMarcus James (RB), JSU
Preseason Defensive Player
Anthony Bass (DE), TSU

2015

1. Jacksonville State (16)	128
2. Eastern Illinois	107
3. Eastern Kentucky (2)	106
4. UT Martin	78
5. Tennessee State	66
6. Southeast Missouri	63
7. Tennessee Tech	45
8. Murray State	38
9. Austin Peay	17

Preseason Offensive Player
Dy'Shawn Mobley (RB), EKU
Preseason Defensive Player
Devaunte Sigler (DL), JSU

2016

1. Jacksonville State (16)	128
2. Eastern Kentucky	100
3. Eastern Illinois (2)	97
4. UT Martin	96
5. Southeast Missouri	66
6. Tennessee State	55
7. Tennessee Tech	45
8. Murray State	43
9. Austin Peay	18

Preseason Offensive Player
Eli Jenkins (RB), JSU
Preseason Defensive Player
Darius Jackson (DL), JSU

2017

1. Jacksonville State (16)	128
2. UT Martin (2)	107
3. Tennessee State	96
4. Eastern Illinois	81
5. Eastern Kentucky	68
6. Tennessee Tech	64
7. Southeast Missouri	42
8. Murray State	41
9. Austin Peay	21

Preseason Offensive Player
Patrick Smith (WR), TSU
Preseason Defensive Player
Darius Jackson (DL), JSU

2018

1. Jacksonville State (14)	126
2. Austin Peay (4)	112
3. UT Martin	95
4. Eastern Illinois	73
5. Eastern Kentucky	69
6. Tennessee State	64
7. Southeast Missouri	62
8. Murray State	24
9. Tennessee Tech	23

Preseason Offensive Player
Marquis Terry (RB), SEMO
Preseason Defensive Player
Marlon Bridges (DB), JSU

2019

1. Jacksonville State (14)	126
2. Southeast Missouri (4)	115
3. Eastern Kentucky	98
4. Austin Peay	70
5. Murray State	61
6. Tennessee State	61
7. UT Martin	60
8. Eastern Illinois	35
9. Tennessee Tech	22

Preseason Offensive Player
Zerrick Cooper (QB), JSU
Preseason Defensive Player
Zach Hall (LB), SEMO

2020-21

1. Austin Peay (16)	128
2. Jacksonville State	102
3. UT Martin (1)	97
4. Southeast Missouri (1)	90
5. Eastern Kentucky	83
6. Tennessee Tech	57
7. Murray State	35
8. Tennessee State	33
9. Eastern Illinois	23

Preseason Offensive Player
DeAngelo Wilson (WR), Austin Peay
Preseason Defensive Player
Kordell Jackson (DB), Austin Peay

NOTE: Team was voted on in June 2020; season was not played until Spring 2021 due to pandemic.

2021

1. Murray State (7)	64
2. Austin Peay (4)	60
3. Southeast Missouri (3)	60
4. UT Martin	38
5. Tennessee State	32
6. Tennessee Tech	28
7. Eastern Illinois	12

Preseason Offensive Player
Draylen Ellis (QB), Austin Peay
Preseason Defensive Player
Kordell Jackson (DB), Austin Peay

2022

1. UT Martin (10)	70
2. Southeast Missouri (3)	59
3. Murray State	51
4. Tennessee State (1)	46
5. Tennessee Tech	29
6. Eastern Illinois	20
7. Lindenwood	19

Preseason Offensive Player
Geno Hess (RB), Southeast Missouri
Preseason Defensive Player
John H. Ford II (LB), UT Martin

NCAA DIVISION I FOOTBALL CHAMPIONSHIP

This year marks the 13th time the FCS Championship game has been played in Frisco, Texas. In the first title game played in Frisco, Eastern Washington erased a 16-point deficit to beat Delaware 20-19 in January 2011. The entertaining game certainly did not disappoint the 13,000-plus fans who attended the first college football game in Frisco.

A year later, the perfect blend of two passionate fan bases combined with a “local” team making it to the championship game led to a standing-room only crowd of 20,586 to watch North Dakota State beat Sam Houston State 17-6. North Dakota State quarterback Brock Jensen threw a touchdown pass right after a fake punt and then added a 1-yard run for another score following a long interception return to help the No. 2 seed Bison upset the top-seeded Bearkats, snapping Sam Houston’s 16-game win streak and preventing it from winning its first national championship. It was NDSU’s first national championship at the Division I level to go with five Division II titles, the last in 1990.

The 2012 title game was a rematch between the Bison and Bearkats with North Dakota State claiming its second-straight title with a 39-13 victory. The game was played in front of 21,411 fans, including more than 10,000 wearing green and gold. Brock Jensen ran for three touchdowns and Sam Ojuri added two more scores as NDSU broke a 10-10 halftime tie as they outscored SHSU 29-3 in the second half.

In 2013 North Dakota State made it three-straight titles with a convincing 35-7 victory over Towson in front of 19,802 fans. It completed a perfect 15-0 season for the Bison and tied the FCS victory for overall consecutive victories (24). In 2014 NDSU made it four titles in a row with a dramatic 29-27 victory over Illinois State as Carson Wentz scored from five yards out with 37 seconds remaining to upend the Redbirds who had surged ahead with 1:38 to play.

In 2015 Jacksonville State became the first OVC team to advance to the Division I National Championship game since 1982 when they took on North Dakota State. The Gamecocks ultimately lost 37-10 to the Bison who won its fifth-straight national title.

While the games have no doubt been the highlight, it is a week’s worth of events that have separated the event in Frisco from past championships – not to mention the great Texas hospitality.

The teams arrive in Texas four days before the game starts. They’re greeted by signs and banners around town as well as great crowds at their respective team headquarters. The next day, the teams visit local elementary schools where they are welcomed by students eager to show off their school spirit for their newly adopted college teams. Later that night, the two participating teams gather for the Great Texas Barbecue Bowl that showcase the legendary Texas culture and hospitality. On Friday, teams attend the Champions Luncheon and make last-minute tweaks in game preparation.

The day of the game, fans begin gathering at restaurants and parking lots surrounding Toyota Stadium and take part in Tailgate Town that features quality entertainment and even more Texas sounds, flavors and hospitality.

The local organizing committee, collectively known as Team Frisco consists of the City of Frisco, its Economic Development Corporation and Convention & Visitors Bureau, Hunt Sports Group/Toyota Stadium, the Frisco Chamber of Commerce and Frisco-based Southland Conference.

The Football Championship Subdivision is comprised of the conferences and institutions that compete in the NCAA Division I Football Championship - ASUN, Big Sky, Big South, Colonial Athletic Association, Ivy League, Mid-Eastern Athletic, Missouri Valley Football, Northeast, Ohio Valley, Patriot League, Pioneer, Southern, Southland, Southwestern Athletic and Western Athletic. The Ivy League, Mid-Eastern Athletic and Southwestern Athletic Conference choose not to participate in the football championship. The FCS embodies a tradition of excellence through high level competition, student-athlete character and sportsmanship throughout the regular season and the championship experience.





OHIO VALLEY CONFERENCE



2022 NCAA Division I Football Championship

First Round
November 26

Second Round
December 3

Quarterfinals
December 9/10

Semifinals
December 16/17

Final
January 7





OVC POSTSEASON HISTORY

1948

Murray State 21, Sul Ross State 21 (Tangerine Bowl)

1952

Western Kentucky 34, Arkansas State 19 (Refrigerator Bowl)
East Texas State 33, Tennessee Tech 0 (Tangerine Bowl)

1954

Omaha 7, Eastern Kentucky 6 (Tangerine Bowl)
Sam Houston State 27, Middle Tennessee 13 (Refrigerator Bowl)

1959

The Citadel 27, Tennessee Tech 0 (Tangerine Bowl)

1960

Middle Tennessee 21, Presbyterian 12 (Tangerine Bowl)

1961

Lamar 21, Middle Tennessee 14 (Tangerine Bowl)

1963

Western Kentucky 27, Coast Guard 0 (Tangerine Bowl)

1964

Middle Tennessee 20, Muskingham 0 (Grantland Rice Bowl)

1967

Eastern Kentucky 27, Ball State 13 (Grantland Rice Bowl)

1969

East Tennessee St. 34, Louisiana Tech 13 (Grantland Rice Bowl)

1972

Louisiana Tech 34, Tennessee Tech 0 (Grantland Rice Bowl)

1973

Western Kentucky 25, Lehigh 16 (NCAA Division II 1st Round)
Western Kentucky 28, Grambling 20 (Grantland Rice Bowl)
Louisiana Tech 34, Western Kentucky 0 (NCAA Division II Champ.)

1975

Western Kentucky 14, Northern Iowa 12 (NCAA Division II 1st Round)
Western Kentucky 14, New Hampshire 3 (Grantland Rice Bowl)
Northern Michigan 16, Western Kentucky 14 (NCAA Division II Champ.)

1976

North Dakota St. 10, Eastern Kentucky 7 (NCAA Division II 1st Round)

FCS/I-AA PLAYOFFS HISTORY

The I-AA (re-named the Football Championship Subdivision at the end of the 2006 season) Playoffs began in 1978. Eastern Kentucky, which won the I-AA national championship in 1979 and 1982.

The NCAA field included 4 teams from 1978-80, 8 teams in 1981, 12 teams from 1982-85, 16 teams from 1986-2009, 20 teams from 2010-12 and 24 teams from 2013-present (NOTE: Due to the COVID-19 pandemic, the 2020 Championship featured only 16 teams and was played in May 2021).

1978 - NCAA I-AA PLAYOFFS

no participants

1979 - NCAA I-AA PLAYOFFS

at Eastern Kentucky 33, Nevada-Reno 30 2OT (Semifinals)
Lehigh 28, at Murray State 9 (Semifinals)
Eastern Kentucky 30, Lehigh 7 (Championship - Orlando, Fla.)

1980 - NCAA I-AA PLAYOFFS

at Eastern Kentucky 23, Lehigh 20 (Semifinals)
Boise State 31, Eastern Kentucky 29 (Championship - Sacramento, Calif.)

1981 - NCAA I-AA PLAYOFFS

at Eastern Kentucky 35, Delaware 28 (Quarterfinals)
Eastern Kentucky 23, at Boise State 17 (Semifinals)
Idaho State 34, Eastern Kentucky 23 (Championship - Wichita Falls, Texas)

1982 - NCAA I-AA PLAYOFFS

at Eastern Kentucky 38, Idaho 30 (Quarterfinals)
at Eastern Kentucky 13, Tennessee State 7 (Semifinals)
Eastern Kentucky 17, Delaware 14 (Championship - Wichita Falls, Texas)

1983 - NCAA I-AA PLAYOFFS

Boston University 24, at Eastern Kentucky 20 (1st Round)

1984 - NCAA I-AA PLAYOFFS

Middle Tennessee 27, at Eastern Kentucky 10 (1st Round)
Middle Tennessee 42, at Indiana State 41 (3OT) (Quarterfinals)
Louisiana Tech 21, at Middle Tennessee 13 (Semifinals)

1985 - NCAA I-AA PLAYOFFS

Georgia Southern 28, at Middle Tennessee 21 (1st Round)
at Rhode Island 35, Akron 27 (1st Round)

1986 - NCAA I-AA PLAYOFFS

Eastern Kentucky 23, at Furman 10 (1st Round)
at Eastern Illinois 28, Murray State 21 (1st Round)
Eastern Kentucky 24, at Eastern Illinois 22 (Quarterfinals)
at Arkansas State 24, Eastern Kentucky 10 (Semifinals)

1987 - NCAA I-AA PLAYOFFS

at Eastern Kentucky 40, Western Kentucky 17 (1st Round)
at Northern Iowa 31, Youngstown State 28 (1st Round)
at NE Louisiana 33, Eastern Kentucky 32 (Quarterfinals)

1988 - NCAA I-AA PLAYOFFS

at Eastern Kentucky 28, Massachusetts 17 (1st Round)
at Eastern Kentucky 41, Western Kentucky 24 (Quarterfinals)
at Georgia Southern 21, Eastern Kentucky 17 (Semifinals)

1989 - NCAA I-AA PLAYOFFS

at Middle Tennessee 24, Appalachian State 21 (1st Round)
Youngstown State 28, at Eastern Kentucky 24 (1st Round)
at (1) Georgia Southern 45, Middle Tennessee 3 (Quarterfinals)

1990 - NCAA I-AA PLAYOFFS

at (1) Middle Tennessee 28, Jackson State 7 (1st Round)
Furman 45, at Eastern Kentucky 17 (1st Round)
at Boise State 20, Middle Tennessee 13 (Quarterfinals)

1991 - NCAA I-AA PLAYOFFS

at Middle Tennessee 20, Sam Houston 19 (OT) (1st Round)
at Eastern Kentucky 14, Appalachian St. 3 (1st Round)
at Eastern Kentucky 23, Middle Tennessee 13 (Quarterfinals)
at Marshall 14, Eastern Kentucky 7 (Semifinals)

1992 - NCAA I-AA PLAYOFFS

at Middle Tennessee 35, Appalachian State 10 (1st Round)
at Marshall 44, Eastern Kentucky 0 (1st Round)
at Marshall 35, Middle Tennessee 21 (Quarterfinals)

1993 - NCAA I-AA PLAYOFFS

at Georgia Southern 14, Eastern Kentucky 12 (1st Round)

1994 - NCAA I-AA PLAYOFFS

at Eastern Kentucky 30, Boston University 23 (1st Round)
at Marshall 49, Middle Tennessee 14 (1st Round)
at Youngstown State 18, Eastern Kentucky 15 (Quarterfinals)

1995 - NCAA I-AA PLAYOFFS

Northern Iowa 35, at Murray State 34 (1st Round)
at Montana 48, Eastern Kentucky 0 (1st Round)

1996 - NCAA I-AA PLAYOFFS

at Murray State 34, Western Illinois 6 (1st Round)
at Northern Iowa 21, Eastern Illinois 14 (1st Round)
at Troy State 31, Murray State 3 (Quarterfinals)

1997 - NCAA I-AA PLAYOFFS

at Western Kentucky 42, Eastern Kentucky 14 (1st Round)

1998 - NCAA I-AA PLAYOFFS

at (7) Appalachian State 45, (10) Tennessee State 31 (1st Round)

1999 - NCAA I-AA PLAYOFFS

(16) North Carolina A&T 24, at (1) Tennessee State 10 (1st Round)

2000 - NCAA I-AA PLAYOFFS

at (5) Western Kentucky 27, (12) Florida A&M 0 (1st Round)
at (1) Montana 45, (16) Eastern Illinois 13 (1st Round)
(13) Appalachian State 17, at Western Kentucky 14 (Quarterfinals)

2001 - NCAA I-AA PLAYOFFS

Northern Iowa 49, at Eastern Illinois 43 (1st Round)

2002 - NCAA I-AA PLAYOFFS

at (2) Western Illinois 48, Eastern Illinois 9 (1st Round)
at Western Kentucky 59, Murray State 20 (1st Round)

2003 - NCAA I-AA PLAYOFFS

at Western Kentucky 45, Jacksonville State 7 (1st Round)

2004 - NCAA I-AA PLAYOFFS

at (2) Furman 49, Jacksonville State 7 (1st Round)

2005 - NCAA I-AA PLAYOFFS

Southern Illinois 21, at Eastern Illinois 6 (1st Round)



OHIO VALLEY CONFERENCE



2006 - NCAA FCS PLAYOFFS

Illinois State 24, at Eastern Illinois 13 (1st Round)
at Southern Illinois 36, UT Martin 30 (1st Round)

2007 - NCAA FCS PLAYOFFS

at (4) Southern Illinois 30, Eastern Illinois 11 (1st Round)
at Richmond 31, Eastern Kentucky 14 (1st Round)

2008 - NCAA FCS PLAYOFFS

at Richmond 38, Eastern Kentucky 10 (1st Round)

2009 - NCAA FCS PLAYOFFS

at (3) Southern Illinois 48, Eastern Illinois 7 (1st Round)

2010 - NCAA FCS PLAYOFFS

Wofford 17, at Jacksonville State 14 (2nd Round)
at (5) Eastern Washington 37, Southeast Missouri 17 (2nd Round)

2011 - NCAA FCS PLAYOFFS

James Madison 20, at Eastern Kentucky 17 (1st Round)
Central Arkansas 34, at Tennessee Tech 14 (1st Round)

2012 - NCAA FCS PLAYOFFS

at South Dakota State 58, Eastern Illinois 10 (1st Round)

2013 - NCAA FCS PLAYOFFS

Tennessee State 31, at Butler 0 (1st Round)
at Jacksonville State 55, Samford 14 (1st Round)
at (2) Eastern Illinois 51, Tennessee State 10 (2nd Round)
Jacksonville State 31, at McNeese State 10 (2nd Round)
Towson 49, at (2) Eastern Illinois 39 (Quarterfinals)
at Eastern Washington 35, Jacksonville State 24 (Quarterfinals)

2014 - NCAA FCS PLAYOFFS

Indiana State 36, at Eastern Kentucky 16 (1st Round)
Sam Houston State 37, at (3) Jacksonville State 26 (2nd Round)

OVC TEAMS IN FCS/I-AA PLAYOFFS

1978	none	2009	Eastern Illinois
1979	Eastern Kentucky	2010	Southeast Missouri
	Murray State		Jacksonville State (at-large)
1980	Eastern Kentucky	2011	Tennessee Tech
1981	Eastern Kentucky		Eastern Kentucky (at-large)
1982	Eastern Kentucky	2012	Eastern Illinois
1983	Eastern Kentucky	2013	Eastern Illinois
1984	Eastern Kentucky		Jacksonville State (at-large)
	Middle Tennessee		Tennessee State (at-large)
1985	Akron	2014	Jacksonville State
	Middle Tennessee		Eastern Kentucky (at-large)
1986	Eastern Kentucky	2015	Jacksonville State
	Murray State		Eastern Illinois (at-large)
1987	Eastern Kentucky	2016	Jacksonville State
	Youngstown State	2017	Jacksonville State
1988	Eastern Kentucky	2018	Jacksonville State
1989	Eastern Kentucky		Southeast Missouri (at-large)
	Middle Tennessee	2019	Austin Peay
1990	Eastern Kentucky		Southeast Missouri (at-large)
	Middle Tennessee	2020	Jacksonville State
1991	Eastern Kentucky	2021	UT Martin
	Middle Tennessee		
1992	Eastern Kentucky		
	Middle Tennessee		
1993	Eastern Kentucky		
1994	Eastern Kentucky		
	Middle Tennessee (at-large)		
1995	Murray State		
	Eastern Kentucky (at-large)		
1996	Murray State		
	Eastern Illinois (at-large)		
1997	Eastern Kentucky		
1998	Tennessee State		
1999	Tennessee State		
2000	Western Kentucky		
	Eastern Illinois (at-large)		
2001	Eastern Illinois		
2002	Murray State		
	Eastern Illinois (at-large)		
2003	Jacksonville State		
2004	Jacksonville State		
2005	Eastern Illinois		
2006	UT Martin		
	Eastern Illinois (at-large)		
2007	Eastern Kentucky		
	Eastern Illinois (at-large)		
2008	Eastern Kentucky		

**From 1978-92, all playoff participants were determined on an at-large basis. The automatic-qualifying process began in 1993.*

2015 - NCAA FCS PLAYOFFS

at Northern Iowa 53, Eastern Illinois 17 (1st Round)
at Jacksonville State 41, Chattanooga 35 (OT) (2nd Round)
at Jacksonville State 58, Charleston Southern 38 (Quarterfinals)
at Jacksonville State 62, Sam Houston State 10 (Semifinals)
North Dakota State 37, Jacksonville State 10 (Championship - Frisco, Texas)

2016 - NCAA FCS PLAYOFFS

Youngstown State 40, at Jacksonville State 24 (2nd Round)

2017 - NCAA FCS PLAYOFFS

Kennesaw State 17, at Jacksonville State 7 (2nd Round)

2018 - NCAA FCS PLAYOFFS

at Jacksonville State 34, East Tennessee State 27 (1st Round)
at Southeast Missouri 28, Stony Brook 14 (1st Round)
at Maine 55, Jacksonville State 27 (2nd Round)
at Weber State 48, Southeast Missouri 23 (2nd Round)

2019 - NCAA FCS PLAYOFFS

at Austin Peay 42, Furman 6 (1st Round)
Illinois State 24, at Southeast Missouri 6 (1st Round)
Austin Peay 42, at Sacramento State 28 (2nd Round)
at Montana State 24, Austin Peay 10 (Quarterfinals)

2020 - NCAA FCS PLAYOFFS

at Jacksonville State 49, Davidson 19 (1st Round)
Delaware 20, at Jacksonville State 20 (Quarterfinals)

2020 - NCAA FCS PLAYOFFS

UT Martin 32, at Missouri State 31 (1st Round)
at Montana State 26, UT Martin 7 (2nd Round)

OVC All-Time Record: 37-65 (Home: 26-23; Away: 9-39; Neutral: 2-3)

ALL-TIME FCS/I-AA CHAMPIONS

Since the FCS/I-AA football playoffs began in 1978, there have been 21 different champions in the history of the playoffs. Here is a year-by-year list of FCS/I-AA champions:

1978	Florida A&M	2001	Montana
1979	EASTERN KENTUCKY	2002	Western Kentucky
1980	Boise State	2003	Delaware
1981	Idaho State	2004	James Madison
1982	EASTERN KENTUCKY	2005	Appalachian State
1983	Southern Illinois	2006	Appalachian State
1984	Montana State	2007	Appalachian State
1985	Georgia Southern	2008	Richmond
1986	Georgia Southern	2009	Villanova
1987	Northeast Louisiana	2010	Eastern Washington
1988	Furman	2011	North Dakota State
1989	Georgia Southern	2012	North Dakota State
1990	Georgia Southern	2013	North Dakota State
1991	Youngstown State	2014	North Dakota State
1992	Marshall	2015	North Dakota State
1993	Youngstown State	2016	James Madison
1994	Youngstown State	2017	North Dakota State
1995	Montana	2018	North Dakota State
1996	Marshall	2019	North Dakota State
1997	Youngstown State	2020	Sam Houston
1998	Massachusetts	2021	North Dakota State
1999	Georgia Southern		
2000	Georgia Southern		

OVC TEAM RECORDS IN FCS/I-AA PLAYOFFS

TEAM	YRS.	RECORD	LAST APP.
Eastern Kentucky	21	16-19	2014
Eastern Illinois	16	4-16	2015
Jacksonville State	10	7-10	2020
Middle Tennessee	7	6-7	1994
Murray State	5	1-5	2002
Tennessee State	4	2-4	2013
Southeast Missouri	3	1-3	2019
UT Martin	2	1-2	2021
Austin Peay	1	2-1	2019
Tennessee Tech	1	0-1	2011
Western Kentucky	1	1-1	2000
Akron	1	0-1	1985
Youngstown State	1	0-1	1987

Current OVC members in bold

Note: One of Tennessee State's appearances (1986) and five of Eastern Illinois' appearances (1982, 1983, 1986, 1985, 1995) were made before they were members of the OVC (but included in above totals).



OHIO VALLEY CONFERENCE



OVC FCS/I-AA FINAL POLLS

Polls done by NCAA I-AA football committee from 1982-92, and by The Sports Network/STATS from 1993-present. Polls are final regular season from 1982-93 and post-playoff from 1994-present.

- | | | | | |
|--|--|---|--|--|
| <p>1982</p> <ol style="list-style-type: none"> EASTERN KENTUCKY Louisiana Tech Delaware Tennessee State Eastern Illinois Furman South Carolina State Jackson State Colgate Grambling Idaho Northern Illinois Holy Cross Bowling Green Boise State Western Michigan Tenn.-Chattanooga Northwestern State Montana Lafayette <p>1983</p> <ol style="list-style-type: none"> Southern Illinois Furman Holy Cross North Texas State Indiana State Eastern Illinois Colgate EASTERN KENTUCKY Western Carolina Grambling Nevada Reno Idaho State Boston University Northeast Louisiana Jackson State MIDDLE TENNESSEE Tennessee State South Carolina State Mississippi Valley State New Hampshire <p>1984</p> <ol style="list-style-type: none"> Alcorn State Montana State Rhode Island Boston University Indiana State Mississippi Valley MIDDLE TENNESSEE EASTERN KENTUCKY Louisiana Tech Arkansas State New Hampshire Richmond MURRAY STATE Western Carolina Holy Cross Furman Tenn.-Chattanooga Northern Iowa Delaware McNeese State <p>1985</p> <ol style="list-style-type: none"> MIDDLE TENNESSEE Furman Nevada-Reno Northern Iowa Idaho Arkansas State Rhode Island Grambling Georgia Southern Akron Eastern Washington Appalachian State Delaware State Louisiana Tech Jackson State William & Mary MURRAY STATE Richmond EASTERN KENTUCKY Alcorn State <p>1986</p> <ol style="list-style-type: none"> Nevada-Reno Arkansas State Eastern Illinois Georgia Southern Holy Cross Appalachian State Pennsylvania William & Mary Jackson State EASTERN KENTUCKY Sam Houston State Nicholls State Delaware Tennessee State Furman Idaho Southern Illinois MURRAY STATE Connecticut North Carolina A&T <p>1987</p> <ol style="list-style-type: none"> Holy Cross Appalachian State Northeast Louisiana Northern Iowa | <ol style="list-style-type: none"> Idaho Georgia Southern EASTERN KENTUCKY James Madison Jackson State Weber State Western Kentucky Arkansas State Maine Marshall YOUNGSTOWN STATE North Texas State Richmond Howard Sam Houston State Delaware State <p>1988</p> <ol style="list-style-type: none"> Idaho Georgia Southern Western Illinois Furman Jackson State Marshall EASTERN KENTUCKY N.W. Louisiana Stephen F. Austin Massachusetts North Texas State Boise State Western Kentucky The Citadel Delaware Montana MIDDLE TENNESSEE Florida A&M Holy Cross Grambling <p>1989</p> <ol style="list-style-type: none"> Georgia Southern Furman Stephen F. Austin Holy Cross Idaho Montana Appalachian State Maine Southwest Missouri MIDDLE TENNESSEE William & Mary EASTERN KENTUCKY Grambling State Youngstown State Eastern Illinois Villanova Jackson State Connecticut Nevada-Reno Northern Iowa <p>1990</p> <ol style="list-style-type: none"> MIDDLE TENNESSEE Youngstown State Georgia Southern Nevada-Reno EASTERN KENTUCKY Southwest Missouri William & Mary Holy Cross Massachusetts Boise State Northern Iowa Furman Idaho NE Louisiana The Citadel Jackson State Dartmouth Central Florida New Hampshire North Carolina A&T <p>1991</p> <ol style="list-style-type: none"> Nevada-Reno EASTERN KENTUCKY Holy Cross Northern Iowa Alabama State Delaware Villanova Marshall MIDDLE TENNESSEE Samford New Hampshire Sam Houston State Youngstown State Western Illinois Weber State James Madison Appalachian State Northeast Louisiana McNeese State The Citadel Furman <p>1992</p> <ol style="list-style-type: none"> Northeast Louisiana The Citadel Northern Iowa MIDDLE TENNESSEE Idaho Marshall Youngstown State Delaware | <ol style="list-style-type: none"> Samford Villanova McNeese State EASTERN KENTUCKY William & Mary Eastern Washington Florida A&M Appalachian State North Carolina A&T Alcorn State Liberty Western Illinois <p>1993</p> <ol style="list-style-type: none"> Troy State Georgia Southern Montana Northeast Louisiana McNeese State Boston University Youngstown State Howard Marshall William & Mary Idaho Central Florida Northern Iowa Stephen F. Austin Southern University Pennsylvania EASTERN KENTUCKY Delaware Western Kentucky Eastern Washington North Carolina A&T TENNESSEE TECH Alcorn State Towson State Massachusetts <p>1994</p> <ol style="list-style-type: none"> Youngstown State Boise State Marshall Montana EASTERN KENTUCKY McNeese State James Madison Idaho Appalachian State McNeese State James Madison Idaho Delaware Troy State Southern Georgia Southern Hofstra South Carolina State Western Illinois Northern Arizona <p>1995</p> <ol style="list-style-type: none"> Montana Marshall McNeese State Stephen F. Austin Appalachian State Delaware Troy State Southern MURRAY STATE Hofstra Georgia Southern EASTERN KENTUCKY Northern Iowa Eastern Illinois James Madison Jackson State Florida A&M Idaho William & Mary Richmond Boise State Northern Arizona Connecticut Indiana State MIDDLE TENNESSEE <p>1996</p> <ol style="list-style-type: none"> Marshall Montana Northern Iowa Troy State William & Mary MURRAY STATE East Tennessee Northern Arizona Furman Delaware Jackson State Villanova Western Illinois Florida A&M Nicholls State EASTERN ILLINOIS New Hampshire Youngstown State Dartmouth Howard | <ol style="list-style-type: none"> Stephen F. Austin Appalachian State Southwest Missouri Dayton James Madison <p>1997</p> <ol style="list-style-type: none"> Youngstown State McNeese State Delaware Eastern Washington Villanova Western Illinois Western Kentucky Georgia Southern Hampton Florida A&M Southern Montana Jackson State Hofstra EASTERN KENTUCKY Cal Poly Northwestern State Stephen F. Austin South Carolina State Liberty EASTERN ILLINOIS Appalachian State Dayton Northeastern Colgate <p>1998</p> <ol style="list-style-type: none"> Massachusetts Georgia Southern Northwestern State Western Illinois Florida A&M Appalachian State Lehigh McNeese State Connecticut Richmond Hampton TENNESSEE STATE Troy State Southern Illinois State William & Mary Bethune-Cookman Western Kentucky Hofstra Colgate South Florida Delaware MURRAY STATE Montana State <p>1999</p> <ol style="list-style-type: none"> Georgia Southern Youngstown State Illinois State Florida A&M Hofstra Troy State Massachusetts Montana Appalachian State North Carolina A&T TENNESSEE STATE Furman James Madison Lehigh Northern Iowa Northern Arizona Southern Colgate Jackson State Portland State Elon Stephen F. Austin South Florida Villanova Brown <p>2000</p> <ol style="list-style-type: none"> Georgia Southern Montana Delaware Appalachian State WESTERN KENTUCKY Richmond Hofstra Lehigh Troy State Furman Youngstown State Western Illinois Grambling Florida A&M Portland State McNeese State EASTERN ILLINOIS Weber State Northern Iowa Bethune-Cookman North Carolina A&T TENNESSEE TECH Wofford Illinois State Southwest Texas State <p>2001</p> <ol style="list-style-type: none"> Montana | <ol style="list-style-type: none"> Furman Georgia Southern Northern Iowa Lehigh Appalachian State Sam Houston State Grambling EASTERN ILLINOIS Maine Hofstra Western Kentucky McNeese State Northwestern State Youngstown State Northern Arizona William & Mary EASTERN KENTUCKY Harvard Villanova Rhode Island Florida A&M TENNESSEE TECH Pennsylvania TENNESSEE STATE <p>2002</p> <ol style="list-style-type: none"> Western Kentucky McNeese State Georgia Southern Villanova Western Illinois Maine Montana Grambling Furman Appalachian State Northeastern Fordham EASTERN ILLINOIS Wofford Bethune-Cookman Northwestern State Penn Idaho State Montana State MURRAY STATE EASTERN KENTUCKY Gardner-Webb Nicholls State SOUTHEAST MISSOURI Colgate <p>2003</p> <ol style="list-style-type: none"> Delaware Colgate Wofford Florida Atlantic Northern Iowa Western Illinois Western Kentucky McNeese State Southern Illinois Northern Arizona Massachusetts Penn Southern Montana Bethune-Cookman North Carolina A&T Grambling State JACKSONVILLE STATE Northern Colorado Northeastern Montana State Idaho State Lehigh Georgia Southern Villanova <p>2004</p> <ol style="list-style-type: none"> James Madison Montana William & Mary Sam Houston State Furman New Hampshire Delaware Eastern Washington Southern Illinois Georgia Southern Western Kentucky Hampton Harvard JACKSONVILLE STATE Lehigh Cal Poly Northwestern State Wofford Lafayette Alabama State Penn South Carolina State North Dakota State Coastal Carolina Northern Iowa <p>2005</p> <ol style="list-style-type: none"> Appalachian State Northern Iowa Furman Texas State New Hampshire Cal Poly Southern Illinois |
|--|--|---|--|--|



OHIO VALLEY CONFERENCE



- 8. Richmond
- 9. Georgia Southern
- 10. Hampton
- 11. Grambling State
- 12. Montana
- 13. Eastern Washington
- 14. Youngstown State
- 15. Brown
- 16. **EASTERN ILLINOIS**
- 17. Nicholls State
- 18. Montana State
- 19. Massachusetts
- 20. South Carolina State
- 21. Lafayette
- 22. Illinois State
- 23. Colgate
- 24. Coastal Carolina
- 25. James Madison

2006

- 1. Appalachian State
- 2. Massachusetts
- 3. Montana
- 4. Youngstown State
- 5. North Dakota State
- 6. New Hampshire
- 7. Southern Illinois
- 8. Illinois State
- 9. James Madison
- 10. Montana State
- 11. Hampton
- 12. Furman
- 13. **UT MARTIN**
- 14. Coastal Carolina
- 15. **EASTERN ILLINOIS**
- 16. Cal Poly
- 17. Northern Iowa
- 18. Princeton
- 19. Portland State
- 20. San Diego
- 21. McNeese State
- 22. South Dakota State
- 23. Wofford
- 24. Central Arkansas
- 25. Yale

2007

- 1. Appalachian State
- 2. Delaware
- 3. Southern Illinois
- 4. Northern Iowa
- 5. Richmond
- 6. Wofford
- 7. Massachusetts
- 8. Eastern Washington
- 9. North Dakota State
- 10. Montana
- 11. McNeese State
- 12. James Madison
- 13. **EASTERN KENTUCKY**
- 14. New Hampshire
- 15. Delaware State
- 16. Youngstown State
- 17. Georgia Southern
- 18. **EASTERN ILLINOIS**
- 19. South Dakota State
- 20. Fordham
- 21. Harvard
- 22. Yale
- 23. Elon
- 24. Cal Poly
- 25. Grambling State

2008

- 1. Richmond
- 2. Montana
- 3. James Madison
- 4. Northern Iowa
- 5. Appalachian State
- 6. Villanova
- 7. Weber State
- 8. New Hampshire
- 9. Wofford
- 10. Cal Poly
- 11. Southern Illinois
- 12. Central Arkansas
- 13. South Carolina State
- 14. Liberty
- 15. Harvard
- 16. Colgate
- 17. Elon
- 18. Maine
- 19. **EASTERN KENTUCKY**
- 20. William & Mary
- 21. McNeese State
- 22. Texas State
- 23. **JACKSONVILLE STATE**
- 24. Grambling
- 25. Prairie View A&M

2009

- 1. Villanova
- 2. Montana
- 3. Appalachian State
- 4. William & Mary
- 5. Richmond
- 6. Southern Illinois
- 7. New Hampshire
- 8. South Carolina State
- 9. Elon
- 10. Stephen F. Austin
- 11. South Dakota State
- 12. McNeese State
- 13. Eastern Washington
- 14. Holy Cross
- 15. Prairie View A&M
- 16. **JACKSONVILLE STATE**
- 17. Weber State
- 18. Northern Iowa
- 19. **EASTERN ILLINOIS**
- 20. Penn

- 21. Colgate
- 22. Liberty
- 23. Florida A&M
- 24. Lafayette
- 25. Texas State

2010

- 1. Eastern Washington
- 2. Delaware
- 3. Villanova
- 4. Appalachian State
- 5. Georgia State
- 6. Wofford
- 7. New Hampshire
- 8. Stephen F. Austin
- 9. North Dakota State
- 10. William & Mary
- 11. Montana State
- 12. **JACKSONVILLE STATE**
- 13. **SOUTHEAST MISSOURI**
- 14. Lehigh
- 15. Bethune-Cookman
- 16. South Carolina State
- 17. Western Illinois
- 18. Penn
- 19. Northern Iowa
- 20. Montana
- 21. Liberty
- 22. Jacksonville
- 23. Grambling State
- 24. Cal Poly
- 25. Dayton

2011

- 1. North Dakota State
- 2. Sam Houston State
- 3. Montana
- 4. Georgia Southern
- 5. Lehigh
- 6. Northern Iowa
- 7. Montana State
- 8. Maine
- 9. Towson
- 10. Old Dominion
- 11. New Hampshire
- 12. Appalachian State
- 13. Wofford
- 14. Central Arkansas
- 15. James Madison
- 16. Harvard
- 17. Delaware
- 18. Stony Brook
- 19. Norfolk State
- 20. Illinois State
- 21. **TENNESSEE TECH**
- 22. Jackson State
- 23. North Dakota
- 24. **EASTERN KENTUCKY**
- 25. Liberty

2012

- 1. North Dakota State
- 2. Sam Houston State
- 3. Georgia Southern
- 4. Eastern Washington
- 5. Montana State
- 6. Old Dominion
- 7. Wofford
- 8. Illinois State
- 9. Appalachian State
- 10. Central Arkansas
- 11. Stony Brook
- 12. Cal Poly
- 13. New Hampshire
- 14. South Dakota State
- 15. Villanova
- 16. Lehigh
- 17. Towson
- 18. Richmond
- 19. James Madison
- 20. Northern Arizona
- 21. Wagner
- 22. Bethune-Cookman
- 23. **EASTERN KENTUCKY**
- 24. Coastal Carolina
- 25. Colgate

2013

- 1. North Dakota State
- 2. Towson
- 3. Eastern Washington
- 4. **EASTERN ILLINOIS**
- 5. New Hampshire
- 6. Southeastern Louisiana
- 7. Coastal Carolina
- 8. Montana
- 9. Fordham
- 10. **JACKSONVILLE STATE**
- 11. McNeese State
- 12. Maine
- 13. South Dakota State
- 14. Sam Houston State
- 15. Northern Arizona
- 16. Bethune-Cookman
- 17. **TENNESSEE STATE**
- 18. Youngstown State
- 19. Samford
- 20. Montana State
- 21. Southern Utah
- 22. Furman
- 23. Chattanooga
- 24. Charleston Southern
- 25. South Carolina State

2014

- 1. North Dakota State
- 2. Illinois State
- 3. New Hampshire
- 4. Eastern Washington
- 5. Coastal Carolina

- 6. Sam Houston State
- 7. Villanova
- 8. Chattanooga
- 9. **JACKSONVILLE STATE**
- 10. Northern Iowa
- 11. Fordham
- 12. South Dakota State
- 13. Montana
- 14. Southeastern Louisiana
- 15. Harvard
- 16. Richmond
- 17. Liberty
- 18. James Madison
- 19. Indiana State
- 20. Montana State
- 21. **EASTERN KENTUCKY**
- 22. Youngstown State
- 23. Bethune-Cookman
- 24. Sacred Heart
- 25. Idaho State

2015

- 1. North Dakota State
- 2. **JACKSONVILLE STATE**
- 3. Sam Houston State
- 4. Richmond
- 5. Illinois State
- 6. Charleston Southern
- 7. McNeese State
- 8. Northern Iowa
- 9. Chattanooga
- 10. Portland State
- 11. James Madison
- 12. William & Mary
- 13. The Citadel
- 14. Montana
- 15. South Dakota State
- 16. Coastal Carolina
- 17. Colgate
- 18. Southern Utah
- 19. Fordham
- 20. Harvard
- 21. North Carolina A&T
- 22. Western Illinois
- 23. Dartmouth
- 24. Grambling State
- 25. **EASTERN ILLINOIS**

2016

- 1. James Madison
- 2. Youngstown State
- 3. North Dakota State
- 4. Eastern Washington
- 5. Sam Houston State
- 6. South Dakota State
- 7. **JACKSONVILLE STATE**
- 8. Richmond
- 9. Wofford
- 10. The Citadel
- 11. Villanova
- 12. North Dakota
- 13. Chattanooga
- 14. Central Arkansas
- 15. Charleston Southern
- 16. Grambling State
- 17. New Hampshire
- 18. Coastal Carolina
- 19. San Diego
- 20. North Carolina A&T
- 21. Lehigh
- 22. North Carolina Central
- 23. Samford
- 24. Cal Poly
- 25. Weber State

2017

- 1. North Dakota State
- 2. James Madison
- 3. South Dakota State
- 4. Sam Houston State
- 5. Weber State
- 6. Wofford
- 7. North Carolina A&T
- 8. Kennesaw State
- 9. **Jacksonville State**
- 10. Central Arkansas
- 11. Stony Brook
- 12. New Hampshire
- 13. Western Illinois
- 14. Southern Utah
- 15. South Dakota
- 16. Grambling State
- 17. Northern Iowa
- 18. Samford
- 19. Furman
- 20. Elon
- 21. Eastern Washington
- 22. McNeese State
- 23. San Diego
- 24. Yale
- 25. Nicholls

2018

- 1. North Dakota State
- 2. Eastern Washington
- 3. South Dakota State
- 4. Maine
- 5. Kennesaw State
- 6. Weber State
- 7. UC Davis
- 8. Colgate
- 9. James Madison
- 10. **JACKSONVILLE STATE**
- 11. Princeton
- 12. North Carolina A&T
- 13. Wofford
- 14. Nicholls
- 15. **SOUTHEAST MISSOURI**
- 16. Stony Brook

- 17. Montana State
- 18. Dartmouth
- 19. Elon
- 20. Towson
- 21. Duquesne
- 22. ETSU
- 23. Northern Iowa
- 24. Delaware
- 25. San Diego

2019

- 1. North Dakota State
- 2. James Madison
- 3. Weber State
- 4. Montana State
- 5. Northern Iowa
- 6. Montana
- 7. Illinois State
- 8. **AUSTIN PEAY**
- 9. Sacramento State
- 10. South Dakota State
- 11. Central Arkansas
- 12. Monmouth
- 13. Kennesaw State
- 14. Nicholls
- 15. Villanova
- 16. Wofford
- 17. **SOUTHEAST MISSOURI**
- 18. Albany
- 19. Southeastern Louisiana
- 20. North Carolina A&T
- 21. Furman
- 22. Dartmouth
- 23. Central Connecticut State
- 24. Florida A&M
- 25. Yale

2020

- 1. Sam Houston
- 2. South Dakota State
- 3. James Madison
- 4. Delaware
- 5. North Dakota State
- 6. North Dakota
- 7. **JACKSONVILLE STATE**
- 8. Southern Illinois
- 9. Weber State
- 10. Eastern Washington
- 11. Monmouth
- 12. VMI
- 13. Missouri State
- 14. UC Davis
- 15. Richmond
- 16. Villanova
- 17. Kennesaw State
- 18. **MURRAY STATE**
- 19. Rhode Island
- 20. Southeastern Louisiana
- 21. ETSU
- 22. Sacred Heart
- 23. **AUSTIN PEAY**
- 24. Alabama A&M
- 25. Nicholls

2021

- 1. North Dakota State
- 2. Montana State
- 3. James Madison
- 4. South Dakota State
- 5. Sam Houston
- 6. Montana
- 7. Eastern Washington
- 8. Villanova
- 9. ETSU
- 10. Sacramento State
- 11. Kennesaw State
- 12. Incarnate Word
- 13. **UT MARTIN**
- 14. Missouri State
- 15. Southeastern Louisiana
- 16. Southern Illinois
- 17. UC Davis
- 18. South Dakota
- 19. Holy Cross
- 20. Dartmouth
- 21. Stephen F. Austin
- 22. Jackson State
- 23. UNI
- 24. Princeton
- 25. Florida A&M

2022

- 1. Sam Houston
- 2. South Dakota State
- 3. James Madison
- 4. Delaware
- 5. North Dakota State
- 6. North Dakota
- 7. **JACKSONVILLE STATE**
- 8. Southern Illinois
- 9. Weber State
- 10. Eastern Washington
- 11. Monmouth
- 12. VMI
- 13. Missouri State
- 14. UC Davis
- 15. Richmond
- 16. Villanova
- 17. Kennesaw State
- 18. **MURRAY STATE**
- 19. Rhode Island
- 20. Southeastern Louisiana
- 21. ETSU
- 22. Sacred Heart
- 23. **AUSTIN PEAY**
- 24. Alabama A&M
- 25. Nicholls



OHIO VALLEY CONFERENCE



2017 UTM, 16-14 (A)
 2018 SEMO, 56-13 (A)
 2019 SEMO, 17-10 (H)
 2020 SEMO, 21-16 (A)
 2021 UTM, 38-30 (H)
 SEMO, 31-14 (H)

TSU-TTU

TSU leads 21-14

1984 TSU, 33-3 (A)
 1985 TSU, 26-13 (H)
 1988 TSU, 27-23 (H)
 1989 TSU, 21-19 (A)
 1990 TSU, 36-14 (H)
 1991 TSU, 14-10 (H)
 1992 TTU, 26-15 (H)
 1993 TTU, 24-21 (A)
 1994 TTU, 28-20 (H)
 1995 TTU, 28-24 (A)
 1996 TTU, 21-19 (H)
 1997 TSU, 28-21 (H)
 1998 TSU, 42-21 (A)
 1999 TSU, 25-19 (H)
 2000 TTU, 56-23 (H)
 2001 TTU, 63-13 (H)
 2002 TTU, 20-14 (A)
 2003 TSU, 27-23 (A)
 2005 TSU 31-20 (A)
 2006 TSU, 30-20 (H)
 2007 TSU, 45-28 (A)
 2008 TSU, 41-14 (H)
 2009 TTU, 20-13 (H)
 2010 TTU, 21-10 (A)
 2011 TSU, 42-40 (A)
 2012 TSU, 22-21 (H)
 2013 TSU, 41-21 (A)
 2014 TSU, 10-7 (H)
 2015 TTU, 30-24 (H)
 2016 TTU, 44-16 (A)
 2017 TTU, 30-26 (H)
 2018 TSU, 41-14 (H)
 2019 TSU, 37-27 (A)
 2020 TTU, 24-10 (H)
 2021 TSU, 20-13 (OT) (H)

TSU-UTM

TSU leads 18-13

1976 UTM, 26-21 (H)
 1977 TSU, 55-7 (H)
 1992 TSU, 23-15(H)
 1993 UTM, 21-14 (H)
 1994 TSU, 20-3 (H)
 1995 UTM, 28-7 (H)
 1996 TSU, 37-14 (H)
 1997 TSU, 27-20 (A)
 1998 TSU, 76-0 (H)
 1999 TSU, 43-7 (A)
 2000 TSU, 33-6 (H)
 2001 TSU, 55-7 (H)
 2002 TSU, 26-8 (H)
 2003 TSU, 41-10 (H)
 2004 TSU, 27-13 (A)
 2005 UTM, 42-20 (H)
 2007 UTM, 43-38 (H)
 2008 TSU, 30-27 (OT) (A)
 2009 UTM, 28-7 (A)
 2010 UTM, 37-0 (H)
 2011 TSU, 35-30 (H)
 2012 UTM, 35-26 (H)
 2013 TSU, 29-15 (A)
 2014 UTM, 21-16 (A)
 2015 UTM, 28-14 (H)
 2016 TSU, 34-30 (H)
 2017 UTM, 31-16 (H)
 2018 TSU, 31-28 (OT)(H)
 2019 UTM, 28-17 (H)
 2020 TSU, 26-24 (H)
 2021 UTM, 41-20 (H)

TTU-UTM

TTU leads 22-19-2

1926 TTU, 12-0 (H)
 1927 Tie, 0-0 (at UTM)
 1928 TTU, 14-13 (H)
 1931 TTU, 26-7 (H)
 1932 Tie, 0-0 (at UTM)
 1970 TTU, 17-6 (A)
 1971 TTU, 10-7 (H)
 1972 TTU, 13-10 (A)
 1973 TTU, 16-9 (H)
 1980 TTU, 30-28 (A)
 1981 UTM, 24-21 (A)
 1982 UTM, 35-21 (H)

1991 UTM, 24-16 (H)
 1992 TTU, 17-13 (H)
 1993 TTU, 20-3 (H)
 1994 UTM, 20-10 (H)
 1995 UTM, 36-31 (H)
 1996 TTU, 21-14 (2OT) (H)
 1997 TTU, 33-2 (H)
 1998 TTU, 31-24 (OT) (A)
 1999 TTU, 45-9 (A)
 2000 TTU, 46-6 (H)
 2001 TTU, 41-7 (A)
 2002 TTU, 68-7 (H)
 2003 UTM, 30-23 (OT) (A)
 2004 TTU, 49-20 (H)
 2005 UTM, 46-16 (H)
 2006 UTM, 35-16 (A)
 2007 TTU, 13-10 (A)
 2008 UTM, 35-7 (A)
 2009 TTU, 35-28 (A)
 2010 UTM, 27-24 (A)
 2011 TTU, 34-31 (A)
 2012 TTU, 45-44 (OT)(H)
 2013 UTM, 28-17 (A)
 2014 UTM, 17-10 (H)
 2015 UTM, 31-17 (A)
 2016 UTM, 44-23 (H)
 2017 UTM, 24-0 (A)
 2018 UTM, 38-13 (H)
 2019 UTM, 55-14 (A)
 2020 UTM, 40-7 (H)
 2021 UTM, 42-3 (A)



OHIO VALLEY CONFERENCE



OVC SCHOOLS VS. FOOTBALL BOWL SUBDIVISION TEAMS

OVC teams have compiled a 36-258-1 record all-time against Football Bowl Subdivision (FBS, previously known as I-A) teams. That is counting only games while the teams were members of the Conference. Below is a complete list of current OVC schools and how they have fared against FBS competition.

Eastern Illinois (5-27*)

8/29/96	Western Michigan	W, 28-20
9/12/98	Central Florida	L, 48-0
9/19/98	Northern Illinois	W, 24-10
9/02/99	Central Michigan	L, 33-17
9/11/99	Hawaii	L, 31-27
10/02/99	Central Florida	L, 31-21
9/16/00	Toledo	L, 26-31
10/06/01	San Diego State	L, 40-7
8/31/02	Hawaii	L, 61-36
9/14/02	Kansas State	L, 63-13
9/13/03	Missouri	L, 37-0
9/25/04	Eastern Michigan	W, 31-28
9/10/05	Brigham Young	L, 45-10
9/02/06	Illinois	L, 42-17
9/30/06	Hawaii	L, 44-9
9/08/07	Purdue	L, 52-6
8/28/08	Central Michigan	L, 31-12
9/6/08	#24 Illinois	L, 47-21
10/10/09	#12 Penn State	L, 52-3
9/4/10	#9 Iowa	L, 37-7
9/10/11	Northwestern	L, 42-21
9/8/12	Western Michigan	L, 52-21
8/31/13	San Diego State	W, 40-19
9/21/13	Northern Illinois	L, 43-39
8/28/14	Minnesota	L, 42-20
9/27/14	Ohio	L, 34-19
9/12/15	Northwestern	L, 41-0
9/10/16	Miami (Ohio)	W, 21-17
9/9/17	Northern Illinois	L, 38-10
9/1/18	Arkansas	L, 55-20
9/7/18	Indiana	L, 52-0
9/4/21	South Carolina	L, 46-0

*Does not include 5-12 record while not a OVC member

Lindenwood (0-0-0)

No games

Murray State (3-31-1)

10/21/78	East Tennessee	W, 34-21
9/20/80	Louisville	W, 13-9
9/17/83	East Carolina	L, 50-25
9/01/84	Louisville	W, 26-23
9/14/85	Memphis State	T, 10-10
9/26/87	Louisville	L, 34-10
9/08/90	Louisville	L, 68-0
10/20/90	Northern Illinois	L, 49-7
9/26/98	Brigham Young	L, 43-9
9/04/99	Wisconsin	L, 49-10
9/16/00	Middle Tennessee	L, 44-28
9/01/01	Ole Miss	L, 49-14
10/27/01	Minnesota	L, 66-10
8/31/02	Memphis	L, 52-6
9/06/03	Kentucky	L, 37-6
9/04/04	Connecticut	L, 52-14
9/03/05	Mississippi State	L, 38-6
9/02/06	Missouri	L, 47-7
8/30/07	Louisville	L, 73-10
9/6/08	Indiana	L, 45-3
9/12/09	N.C. State	L, 65-7
9/2/10	Kent State	L, 41-10
9/1/11	Louisville	L, 21-9
9/1/12	#7 Florida State	L, 69-3
8/31/13	Missouri	L, 58-14
9/21/13	Bowling Green	L, 48-7
9/6/14	#25 Louisville	L, 66-21
9/20/14	Western Michigan	L, 45-14
9/12/15	Northern Illinois	L, 57-26
9/19/15	Western Michigan	L, 52-20
9/3/16	Illinois	L, 52-3
9/30/17	#17 Louisville	L, 55-10
9/15/18	Kentucky	L, 48-10
9/7/19	#3 Georgia	L, 63-17
9/14/19	Toledo	L, 45-0
9/11/21	#7 Cincinnati	L, 42-7
9/18/21	Bowling Green	L, 27-10

Southeast Missouri (1-25)

11/12/94	Hawaii	L, 34-0
10/19/96	Arkansas State	L, 38-9
8/31/00	Marshall	L, 63-7
9/01/01	Eastern Michigan	L, 16-12
9/14/02	Eastern Michigan	L, 35-32
9/28/02	Middle Tennessee	W, 24-14
8/30/03	Ohio	L, 17-3
9/13/03	Arkansas State	L, 21-3
9/11/04	Bowling Green	L, 49-10
9/18/04	Central Michigan	L, 44-27
9/10/05	Kent State	L, 33-12
10/14/06	Arkansas	L, 63-7
8/30/07	Cincinnati	L, 59-3

9/6/08	#6 Missouri	L, 52-3
9/12/09	#23 Cincinnati	L, 70-3
9/2/10	Ball State	L, 27-10
9/17/11	Purdue	L, 59-0
8/30/12	Central Michigan	L, 38-27
9/7/13	Ole Miss	L, 31-13
9/6/14	Kansas	L, 34-28
9/5/15	#23 Missouri	L, 34-3
9/3/16	Memphis	L, 35-17
9/2/17	Kansas	L, 38-16
9/1/18	Arkansas State	L, 48-21
9/14/19	Missouri	L, 50-0
9/18/21	Missouri	L, 59-28

Tennessee State (1-6*)

9/23/06	Vanderbilt	L, 38-9
9/24/11	Air Force	L, 63-24
10/22/16	Vanderbilt	L, 35-17
8/31/17	Georgia State	W, 17-10
9/29/18	Vanderbilt	L, 31-27
9/7/19	Middle Tennessee	L, 45-26
11/20/21	Mississippi State	L, 55-10

*Does not include 4-3 record while not a OVC member

Tennessee Tech (2-37)

1978	Western Carolina	W, 22-20
1978	East Tennessee	L, 38-17
1979	Western Carolina	L, 24-7
1980	Western Carolina	W, 26-10
1981	East Tennessee	L, 31-22
1984	Kansas State	L, 28-12
1985	UNLV	L, 35-7
1986	Tulsa	L, 51-0
1987	Cincinnati	L, 38-17
1988	East Carolina	L, 52-13
9/22/90	Ohio	L, 42-32
9/14/91	Ohio	L, 35-14
11/15/97	UAB	L, 38-14
9/19/98	UAB	L, 38-6
9/11/99	Bowling Green	L, 40-15
9/16/00	Ohio	L, 52-14
9/08/01	Air Force	L, 42-0
8/31/02	Bowling Green	L, 41-7
9/07/02	Iowa State	L, 57-6
8/30/03	Memphis	L, 40-10
9/06/03	Northern Illinois	L, 42-17
9/11/04	South Florida	L, 21-7
9/17/05	Northern Illinois	L, 42-3
9/14/06	Middle Tennessee	L, 44-0
11/03/07	Auburn	L, 35-3
9/6/08	Louisville	L, 51-10
9/26/09	Kansas State	L, 49-7
11/7/09	Georgia	L, 38-0
9/4/10	#17 Arkansas	L, 44-3
9/11/10	#4 TCU	L, 62-7
9/3/11	Iowa	L, 34-7
9/15/12	#4 Oregon	L, 63-14
9/7/13	#21 Wisconsin	L, 48-0
9/5/15	Houston	L, 52-24
11/12/16	Tennessee	L, 55-0
9/16/17	Ball State	L, 28-13
9/13/18	Utah State	L, 73-12
9/7/19	Miami (Ohio)	L, 48-17
9/18/21	Tennessee	L, 56-0

UT Martin (1-28*)

11/21/98	UAB	L, 48-17
9/28/02	Arkansas State	L, 30-10
9/06/03	Arkansas State	L, 63-6
9/02/04	Western Michigan	L, 42-0
9/10/05	Arkansas State	L, 56-7
9/02/06	Ohio	L, 29-3
9/01/07	Southern Miss	L, 35-13
8/30/08	#19 South Florida	L, 56-7
11/8/08	Auburn	L, 37-20
9/19/09	Memphis	L, 41-14
9/4/10	Tennessee	L, 50-0
11/5/11	Mississippi State	L, 55-17
9/1/12	Memphis	W, 20-17
9/8/12	Northern Illinois	L, 35-7
9/7/13	Boise State	L, 63-14
9/9/13	Memphis	L, 21-6
8/30/14	Kentucky	L, 59-14
11/8/14	#1 Mississippi State	L, 45-16
9/5/15	#15 Ole Miss	L, 76-3
10/31/15	Arkansas	L, 63-28
9/1/16	Cincinnati	L, 28-7
9/10/16	Hawaii	L, 41-36
10/22/16	Georgia State	L, 31-6
9/9/17	Ole Miss	L, 45-23
9/1/18	Missouri	L, 51-14

9/8/18	Middle Tennessee	L, 61-37
9/7/19	#10 Florida	L, 45-0
11/23/19	Kentucky	L, 50-7
9/2/21	Western Kentucky	L, 59-21

*Does not include 0-1 record while not a OVC member

Current Member Total 13-157-1

Former Member Records

Akron	6-6
Austin Peay	1-28
Eastern Kentucky	7-33
Jacksonville State	3-15
Middle Tennessee State	1-10
Morehead State	1-2
Samford	0-5
Youngstown State	4-5
Western Kentucky	0-0
Former Member Total	23-104



OHIO VALLEY CONFERENCE



LARGEST CROWDS IN OVC HISTORY

Overall there have been 65 crowds above 55,000 fans to see a game involving an OVC squad (including both non-conference and Conference games). In 2009, there were 104,488 fans at the Penn State/Eastern Illinois game, marking the largest crowd to ever see a game. Below is a list of every crowd above 55,000 as well as the largest 10 crowds to see a Conference matchup (all of which were above 20,000 fans).

Largest Crowds - All Games

104,488	Eastern Illinois at #12 Penn State	Oct. 10, 2009
99,123	UT Martin at Tennessee	Sept. 4, 2010
98,389	Jacksonville State at #21 LSU	Sept. 10, 2016
98,343	Tennessee Tech at Tennessee	Nov. 5, 2016
97,169	Austin Peay at Tennessee	Aug. 31, 2013
92,746	Tennessee Tech at Georgia	Nov. 7, 2009
92,746	Austin Peay at #3 Georgia	Sept. 1, 2018
92,746	Murray State at #3 Georgia	Sept. 7, 2019
87,451	Jacksonville State at #6 Auburn	Sept. 12, 2015
85,754	Tennessee Tech at Auburn	Nov. 5, 2007
85,365	UT Martin at Auburn	Nov. 8, 2008
83,399	Eastern Kentucky at Florida	Nov. 22, 2014
82,691	Jacksonville State at #7 Florida	Nov. 17, 2012
80,053	Tennessee Tech at Tennessee	Sept. 18, 2021
80,007	UT Martin at #10 Florida	Sept. 7, 2019
77,785	Tennessee Tech at #21 Wisconsin	Sept. 7, 2013
77,527	Murray State at Wisconsin	Sept. 4, 1998
77,224	Austin Peay at #10 Wisconsin	Sept. 25, 2010
75,127	Jacksonville State at #8 Michigan State	Aug. 29, 2014
72,453	Southeast Missouri State at Arkansas	Oct. 14, 2006
71,420	Jacksonville State at Florida State	Sept. 12, 2009
71,062	Jacksonville State at #10 Arkansas	Sept. 1, 2012
70,585	Eastern Illinois at #9 Iowa	Sept. 4, 2010
70,585	Tennessee Tech at Iowa	Sept. 3, 2011
70,185	Tennessee State vs. Florida A&M (in Atlanta)	Sept. 20, 2003
70,047	Murray State at #7 Florida State	Sept. 1, 2012
69,596	Tennessee Tech at #17 Arkansas	Sept. 4, 2010
67,712	Tennessee State vs. Florida A&M (in Atlanta)	Sept. 25, 2004
67,167	Tennessee State vs. Florida A&M (in Atlanta)	Sept. 28, 2002
67,053	Eastern Kentucky at Kentucky	Nov. 7, 2009
66,512	Eastern Kentucky at Kentucky	Sept. 1, 2007
65,632	Austin Peay at Virginia Tech	Sept. 8, 2012
64,868	Eastern Illinois at South Carolina	Sept. 4, 2021
64,670	Southeast Missouri at #23 Missouri	Sept. 5, 2015
64,206	UT Martin at Arkansas	Oct. 31, 2015
63,380	Eastern Kentucky at Kentucky	Oct. 3, 2015
63,342	Eastern Illinois at Arkansas	Sept. 1, 2018
63,306	Murray State at Kentucky	Sept. 6, 2003
62,455	Tennessee State vs. Florida A&M (in Atlanta)	Sept. 23, 2000
62,305	Southeast Missouri at Missouri	Sept. 6, 2008
61,171	Tennessee State vs. Jackson State (in Memphis)	Sept. 13, 1997
61,421	UT Martin at #1 Mississippi State	Nov. 8, 2014
61,052	Tennessee State vs. Florida A&M (in Atlanta)	Sept. 22, 2001
60,815	Southeast Missouri at Ole Miss	Sept. 7, 2013
60,467	UT Martin at Ole Miss	Sept. 9, 2017
60,186	UT Martin at #15 Ole Miss	Sept. 5, 2015
60,131	Eastern Illinois at Illinois	Sept. 6, 2008
59,303	Murray State at BYU	Sept. 26, 1998
59,011	Tennessee State vs. N.C. A&T (in Indianapolis)	Oct. 4, 1997
58,131	Tennessee State vs. S.C. State (in Atlanta)	Sept. 24, 1994
58,038	Murray State at Missouri	Aug. 31, 2013
57,885	Tennessee State vs. Florida A&M (in Atlanta)	Sept. 30, 2006
57,776	Eastern Kentucky at Kentucky	Sept. 12, 1998
57,600	Eastern Kentucky at N.C. State	Sept. 12, 2015
57,091	Tennessee Tech at #4 Oregon	Sept. 15, 2012
56,990	Tennessee State vs. Florida A&M (in Atlanta)	Sept. 29, 2007
56,747	Eastern Kentucky at N.C. State	Sept. 17, 2005
56,620	Southeast Missouri at Missouri	Sept. 14, 2019
56,297	Tennessee State vs. Florida A&M (in Atlanta)	Sept. 24, 2005
55,768	Jacksonville State at Ole Miss	Sept. 4, 2010
55,545	Tennessee State vs. Jackson State (in Memphis)	Sept. 12, 1998
55,510	Murray State at North Carolina State	Sept. 12, 2009
55,212	Tennessee State vs. Jackson State (in Memphis)	Sept. 14, 1996
55,096	UT Martin at Mississippi State	Nov. 5, 2011
55,015	Tennessee State vs. Jackson State (in Memphis)	Sept. 18, 2004

Largest Crowds - OVC-Only Games

41,132	Tennessee Tech at Tennessee State (Nov. 6, 1999)	24,361	Tennessee Tech at Tennessee State (Nov. 1, 2008)
25,300	Eastern Kentucky vs. Western Kentucky (Oct. 20, 1979)	24,200	Eastern Kentucky vs. Western Kentucky (Oct. 25, 1975)
25,000	Eastern Kentucky vs. Western Kentucky (Oct. 22, 1977)	23,413	Tennessee State at Jacksonville State (Sept. 19, 2015)
24,878	Murray State at Tennessee State (Nov. 3, 2007)	22,500	Eastern Kentucky vs. Murray State (Oct. 31, 2007)
24,500	Eastern Kentucky vs. Western Kentucky (Oct. 23, 1971)	22,157	Eastern Illinois at Tennessee State (Oct. 26, 2013)

SGT. YORK TROPHY

In July 2007, the Nashville Sports Council and the Ohio Valley Conference announced the creation of the Sergeant York Trophy which goes to the winner of the quadrangular season football series between the four Ohio Valley Conference schools located in the state of Tennessee – which now includes the University of Tennessee at Martin, Tennessee State University and Tennessee Technological University.

It is one of four traveling trophies involving three teams; that group also includes the Commander in Chief's Trophy which has been contested between Air Force, Army and Navy annually since 1972.

The award is presented by Delta Dental of Tennessee.


In a close race, Tennessee State and Austin Peay shared the inaugural award, finishing with identical 2-1 records in 2007. Tennessee State took the trophy home with it thanks to a one-point victory in overtime over the Governors; that game was decided by a blocked extra point by NFL First Round Draft Pick Dominique Rodgers-Cromartie.

The award is named in honor of Alvin C. York, the most noted Soldier of World War I. As a corporal in the 2nd battalion, 328th Infantry, in the Battle of the Meuse River-Argonne (Oct. 8, 1918), York and seven other soldiers captured 132 prisoners, was promoted to sergeant and received the Distinguished Service Cross, the French *Croix de Guerre*, the French Legion of Honor, the *Croce di Guerra* of Italy and the War Medal of Montenegro. Upon his return to the United States in 1919, he was bestowed the Congressional Medal of Honor.

Following the war York returned his home in Pall Mall, Tenn. (located in north central Tennessee, 55 miles northeast of Cookeville) where he dedicated his life to improving education and facilitating educational opportunities for children in the state of Tennessee. In 1927 he established the Alvin C. York Institute after spending several years raising money for the school which opened as a private institution. That school was established, in part, to provide educational opportunities denied to the boys and girls of Fentress County. In 1937, the Institute became a state special school after an appeal to the Tennessee State Legislature. The school, located in Jamestown, Tennessee, is still in operation today.

York died on Sept. 2, 1964 and the foundation which he helped establish in 1920 – The Sergeant York Patriotic Foundation – was dormant for many years. The Foundation was re-established by Lipscomb Davis, Jr. in 1992 and is currently run by Sgt. York's grandson Gerald (U.S. Army Colonel, Retired). York's papers are archived by Michael E. Birdwell, Ph.D., who is an associate professor of history at Tennessee Technological University, one of the four institutions that will compete for the yearly honor.

After the completion of the football season, the Sergeant York Trophy is awarded to the institution with the best head-to-head record in the match-ups with their fellow Tennessee schools. In the event of a tie, the award is shared; however, the previous winner will retain the trophy if they are part of the tie. If the tie is between two other institutions, the trophy will go to the institution that has gone the most seasons without winning the trophy.



Members of the York Family with former OVC Commissioner Jon Steinbrecher (back row, far left), OVC head football coaches and Gary Alexander of the Nashville Sports Council (back row, far right) at the 2007 OVC Football Media Day, when the announcement of the trophy was first made.

ALL-TIME SGT. YORK TROPHY WINNERS

All-Time Sgt. York Trophy Winners

2007 - Tennessee State*, Austin Peay
 2008 - Tennessee State
 2009 - Tennessee Tech
 2010 - UT Martin
 2011 - Tennessee State*, Tennessee Tech
 2012 - Tennessee State*, UT Martin
 2013 - Tennessee State
 2014 - UT Martin
 2015 - UT Martin
 2016 - UT Martin*, Tennessee State, Tennessee Tech
 2017 - Austin Peay
 2018 - Austin Peay*, Tennessee State, UT Martin
 2019 - Austin Peay*, Tennessee State, UT Martin
 2020 - Tennessee Tech*, UT Martin
 2021 - UT Martin

*Took home the trophy due to winning the tiebreaker




ALL-TIME SGT. YORK TROPHY GAME RESULTS

2007	Sept. 15 Tennessee State 33, @Austin Peay 32 (OT) Sept. 22 @ Austin Peay 17, UT Martin 14 Sept. 27 Tennessee Tech 13, @UT Martin 10 Oct. 6 Austin Peay 30, @Tennessee Tech 27 Oct. 11 Tennessee State 45, @Tennessee Tech 28 Nov. 17 UT Martin 43, @Tennessee State 38	2013	Sept. 21 Tennessee State 41, @Tennessee Tech 21 Oct. 10 UT Martin 28, @Tennessee Tech 17 Oct. 19 Tennessee State 29, @UT Martin 15 Oct. 26 UT Martin 38, @Austin Peay 14 Nov. 9 @Tennessee State 31, Austin Peay 6http Nov. 23 @Tennessee Tech 34, Austin Peay 0	2019	Oct. 12 UT Martin 56, @Tennessee Tech 14 Oct. 19 @Tennessee State 26, Austin Peay 24 Oct. 26 Austin Peay 58, @Tennessee Tech 21 Nov. 9 @Austin Peay 38, UT Martin 24 Nov. 16 @UT Martin 28, Tennessee State 7 Nov. 23 Tennessee State 37, @Tennessee Tech 27
2008	Sept. 20 UT Martin 31, @Austin Peay 17 Oct. 4 Tennessee State 30, @UT Martin 27 (OT) Oct. 16 UT Martin 35, @Tennessee Tech 7 Oct. 18 @Tennessee State 37, Austin Peay 34 Oct. 25 @Austin Peay 31, Tennessee Tech 28 Nov. 1 @Tennessee State 41, Tennessee Tech 14	2014	Sept. 20 @Tennessee State 10, Tennessee Tech 7 Oct. 9 @UT Martin 17, Tennessee Tech 10 Oct. 18 UT Martin 21, @Tennessee State 16 Oct. 25 @UT Martin 37, Austin Peay 7 Nov. 8 Tennessee State 31, @Austin Peay 27 Nov. 22 Tennessee Tech 41, @Austin Peay 15	2020	Feb. 21 @Tennessee Tech 27, Austin Peay 21 Feb. 28 @Austin Peay 27, Tennessee State 20 Mar. 21 UT Martin 37, @Austin Peay 34 Mar. 28 @Tennessee State 26, UT Martin 24 Apr. 3 @Tennessee Tech 24, Tennessee State 10 Apr. 11 @UT Martin 40, Tennessee Tech 7
2009	Oct. 3 @Tennessee Tech 31, Austin Peay 23 Oct. 10 Tennessee Tech 35, @UT Martin 28 Oct. 31 @Tennessee Tech 20, Tennessee State 13 Nov. 7 UT Martin 28, @Tennessee State 7 Nov. 14 @Austin Peay 24, Tennessee State 21 Nov. 21 @UT Martin 48, Austin Peay 38	2015	Oct. 3 UT Martin 31, @Tennessee Tech 17 Oct. 10 @UT Martin 28, Tennessee State 14 Oct. 17 UT Martin 44, @Austin Peay 14 Oct. 31 @Tennessee State 20, Austin Peay 6 Nov. 14 @Tennessee Tech 42, Austin Peay 24 Nov. 21 @Tennessee Tech 30, Tennessee State 24	2021	Oct. 16 @Tennessee State 20, Tennessee Tech 13 (OT) Oct. 30 @UT Martin 17, Austin Peay 16 Nov. 6 @UT Martin 41, Tennessee State 20 Nov. 13 UT Martin 42, @Tennessee Tech 3 Nov. 13 Austin Peay 36, @Tennessee State 7 Nov. 20 @Austin Peay 48, Tennessee Tech 20
2010	Sept. 18 Austin Peay 26, @Tennessee State 23 Sept. 30 UT Martin 27, @Tennessee Tech 24 Oct. 9 Tennessee Tech 34, @Austin Peay 21 Oct. 23 Tennessee Tech 21, @Tennessee State 10 Nov. 6 UT Martin 28, @Austin Peay 12 Nov. 13 @UT Martin 37, Tennessee State 0	2016	Sept. 10 Tennessee Tech 41, @Austin Peay 7 Sept. 24 @UT Martin 44, Tennessee Tech 23 Oct. 1 @Tennessee State 34, UT Martin 30 Oct. 8 @UT Martin 45, Austin Peay 31 Nov. 5 Tennessee State 41, @Austin Peay 40 Nov. 12 Tennessee Tech 44, @Tennessee State 16		
2011	Oct. 1 @Austin Peay 37, Tennessee State 34 Oct. 1 Tennessee Tech 34, @UT Martin 31 Oct. 8 @UT Martin 61, Austin Peay 23 Oct. 15 Tennessee State 42, @Tennessee Tech 40 Nov. 12 @Tennessee State 35, UT Martin 30 Nov. 19 @Tennessee Tech 49, Austin Peay	2017	Sept. 23 @UT Martin 31, Tennessee State 16 Sept. 30 @Austin Peay 7, UT Martin 0 Oct. 14 Austin Peay 21, @Tennessee State 17 Oct. 28 @Tennessee Tech 30, Tennessee State 26 Nov. 4 Austin Peay 35, @Tennessee Tech 28 Nov. 18 UT Martin 24, @Tennessee Tech 0		
2012	Sept. 15 @Tennessee State 34, Austin Peay 14 Sept. 22 UT Martin 31, @Austin Peay 6 Oct. 27 @Tennessee State 22, Tennessee Tech 21 Nov. 10 @Tennessee Tech 45, UT Martin 44 (OT) Nov. 17 @Austin Peay 38, Tennessee Tech 31 Nov. 17 @UT Martin 35, Tennessee State 26	2018	Sept. 22 @UT Martin 37, Austin Peay 7 Oct. 6 @Austin Peay 49, Tennessee State 34 Oct. 20 @Tennessee State 41, Tennessee Tech 14 Oct. 27 @Austin Peay 41, Tennessee Tech 10 Nov. 10 @UT Martin 38, @Tennessee Tech 13 Nov. 17 @Tennessee State 31, UT Martin 28 (OT)		

SGT. YORK GAME RECORDS

Team		Individual	
Points:	61 - UT Martin vs. Austin Peay (10/8/11)	Rushing Yards:	227 - Brian Snead, APSU vs. TSU (2/28/21)
Total Offensive Yards:	644 - Austin Peay vs. Tennessee State (11/5/16)	Rushing Attempts:	35 - Don Chapman, UTM vs. TSU (11/17/07)
First Downs:	36 - Tennessee Tech vs. Tennessee State (10/15/11)	Rushing Touchdowns:	4 - Javarris Williams, TSU vs. UTM (11/17/07)
Rushing Yards:	423 - Austin Peay vs. Tennessee Tech (11/4/17)	Longest Rush:	84 - Ladarius Vanlier, TTU vs. APSU (11/22/14)
Rushing Attempts:	63 - Tennessee State vs. Austin Peay (9/15/07)	Passing Yards:	422 - Derek Carr, UTM vs. TTU (11/10/12)
Rushing Touchdowns:	6 - Austin Peay vs. Tennessee State (10/6/18)	Passing Attempts:	58 - Tre Lamb, TTU vs. TSU (10/15/11)
Passing Yards:	422 - UT Martin vs. Tennessee Tech (11/10/12)	Completions:	35 - Derek Carr, UTM vs. TTU (11/10/12)
Passing Attempts:	58 - Tennessee Tech vs. Tennessee State (10/15/11)	Passing Touchdowns:	6 - Derek Carr, UTM vs. APSU (10/8/11)
Passing Touchdowns:	6 - UT Martin vs. Austin Peay (10/8/11)	Longest Pass:	84 - Jeremy Perry, TSU vs. TTU (10/23/10)
Completions:	35 - UT Martin vs. Tennessee Tech (11/10/12)	Most Interceptions:	3 - Done 5 Times
Interceptions:	3 - Done 9 Times	Receiving Yards:	237 - Drae McCray, APSU vs. TTU (11/20/21)
INT Return Yards:	92 - Tennessee State vs. Tennessee Tech (10/31/09)	Receptions:	13 - Jeremy Butler, UTM at TTU (11/10/12)
Fumbles Lost:	4 - Tennessee State vs. Austin Peay (10/6/18)	Receiving Touchdowns:	4 - Drae McCray, APSU vs. TTU (11/20/21)
Fumble Recoveries:	4 - Tennessee State vs. Austin Peay (10/6/18)	Longest Reception:	84 - Calvin McNairl, TSU vs. TTU (10/23/10)
Sacks:	8 - UT Martin vs. Tennessee Tech (10/3/15)	Field Goals Made:	5 - Jamin Godfrey, TSU vs. TTU (10/27/12)
Turnovers Committed:	5 - Done 4 Times	Longest Field Goal:	57 - Lane Clark, TSU vs. UTM (10/1/16)
Penalites:	19 - UT Martin vs. Tennessee State (10/19/13)	Punts:	57 - Nick Madonia, TTU vs. TSU (11/12/16)
Penalty Yards:	167 - Tennessee State vs. Austin Peay (11/8/14)	Longest Punt:	10 - Jonathan King, Tennessee Tech vs. UT Martin (10/3/15)
		Punt Return Yards:	10 - Matt Rigney, APSU vs. TSU (2/28/21)
		Longest Punt Return:	73 - James Satterfield, UTM vs. TTU (11/10/12)
		Kick Return Yards:	107 - CJ Estelle, UTM vs. APSU (11/6/10)
		Longest Kick Return:	76 - CJ Estelle, UTM vs. APSU (10/8/11)
		All-Purpose Yards:	243 - Terrence Holt, APSU vs. UTM (11/21/09)
			100 - Weldon Garlington, TSU vs. APSU (10/1/11)
			312 - Terrence Holt, APSU vs. UTM (11/21/09)
		Interceptions:	2 - Done Nine Times
		Tackles:	20 - Corey Reed, TTU vs. UTM (10/16/08)
		Sacks:	2.5 - Antonio Harper, TSU vs. TTU (10/15/11)
			2.5 - Antonio Harper, TSU at UTM (10/19/13)
			2.5 - Damani Taylor, UTM vs. TTU (10/3/15)
			2.5 - Jaison Williams, APSU vs. UTM (9/30/17)





STAND OUT IN A SEA OF SAMENESS WITH YOUR
SMILE POWER!

Now offering DeltaVision® in partnership
with VSP®. Protect your eyes and smile
with Delta Dental®

 **DELTA DENTAL®**

DeltaDentalTN.com

TicketSmarter®

Experience the Power and Excitement of Live Events

OFFICIAL PARTNER



Visit [TicketSmarter.com](https://www.ticket smarter.com) today





OHIO VALLEY CONFERENCE




OVC PLAYERS IN THE NFL DRAFT

Since the OVC was formed in 1948, the league has had 160 players selected in the National Football League (NFL) Draft. Amongst that picks are four first-round selections, Wally Chambers (No. 8 overall in 1973), Phil Simms (No. 7 in 1979), Aaron Jones (No. 18 in 1988) and Dominique Rodgers-Cromartie (No. 16 in 2008). This lists does not include AFL selections (1960-66). The first combined NFL/AFL Draft was held in 1967.

Year	Round	Pick	Player_School	Team	Year	Round	Pick	Player_School	Team
1950	12	151	Frank Waltheiser, WKU (DE)	Chicago Cardinals	1991	8	207	Marty Carter, MTSU (FS)	Tampa Bay Buccaneers
1950	13	170	Norm Wiley, MAR (DE)	Philadelphia Eagles	1991	12	327	Darrell Beavers, MOR (S)	Philadelphia Eagles
1950	20	260	John Hackney, MUR (OG)	Cleveland Browns	1992	6	142	Chris Burns, MTSU (DT)	Cincinnati Bengals
1951	12	147	Stew Kirtley, MOR (DE)	Cleveland Browns	1992	6	144	Joe Campbell, MTSU (RB)	Los Angeles Rams
1951	17	197	Ray Pelfrey, EKU (WR)	Green Bay Packers	1992	6	145	Larry Tharpe, TSU (OT)	Detroit Lions
1951	22	266	Waldo Binkley, APSU (T)	New York Giants	1992	10	255	Tim Lester, EKU (RB)	Los Angeles Rams
1952	20	237	Gil Mains, MUR (DT)	Detroit Lions	1992	10	276	Marcus Dowdell, TSU (WR)	New Orleans
1954	21	251	Howard Aisup, MTSU (T)	San Francisco 49ers	1993	3	83	Mike Caldwell, MTSU (LB)	Cleveland Browns
1954	24	287	Jerry Daniels, TTU (T)	San Francisco 49ers	1993	5	134	Walter Dunson, MTSU (WR)	San Diego Chargers
1954	29	347	Ted Dunn, MUR (Back)	San Francisco 49ers	1993	7	187	Patrick Robinson, TSU (WR)	Houston Oilers
1955	17	204	Don Daly, EKU (RB)	Detroit Lions	1994	4	123	Randy Fuller, TSU (CB)	Denver Broncos
1955	19	228	Bob Muller, EKU (FB)	Detroit Lions	1994	5	155	Chad Bratzke, EKU (DE)	New York Giants
1955	23	266	Karl Bays, EKU (T)	Chicago Cardinals	1995	5	150	Cedric Davis, TSU (CB)	Arizona Cardinals
1956	14	163	Ted Schwanger, TTU (Back)	Baltimore Colts	1996	2	47	Fred Thomas, UTM (DB)	Seattle Seahawks
1956	16	185	Billy Hix, MTSU (T)	Philadelphia Eagles	1996	2	54	Jason Dunn, EKU (TE)	Philadelphia Eagles
1956	19	229	John Sebest, EKU (DE)	Cleveland Browns	1996	4	113	Kirk Pointer, APSU (DB)	Miami Dolphins
1956	28	329	Bill Strawn, WKU (LB)	Philadelphia Eagles	1996	7	227	Clarence Jones, TSU (WR)	Jacksonville Jaguars
1956	30	354	Terry Sweeney, MTSU (RB)	Baltimore Colts	1996	7	245	Darrell Williams, TSU (DB)	Kansas City Chiefs
1957	7	84	Jerry DeLucca, MTSU (T)	Chicago Bears	1997	6	171	Mike Cherry, MUR (QB)	New York Giants
1957	10	115	Joe Grisham, APSU (DE)	Baltimore Colts	1997	6	188	Tony McCombs, EKU (LB)	Arizona Cardinals
1957	10	116	Jerry Hurst, MTSU (DE)	San Francisco 49ers	1998	3	86	Jonathan Quinn, MTSU (QB)	Jacksonville Jaguars
1957	12	137	Don Simonic, TTU (T)	Baltimore Colts	1998	7	221	Angel Rubio, SEMO (DE)	Pittsburgh Steelers
1957	17	204	Don Heine, MUR (DE)	Chicago Bears	1999	3	67	Chris Watson, EIU (CB)	Denver Broncos
1957	22	263	Tom Schulte, EKU (DE)	Detroit Lions	1999	5	161	Tyrone Hopson, EKU (OG)	San Francisco 49ers
1958	19	229	Dave Bottos, MUR (Back)	Detroit Lions	1999	7	221	Sulecio Sanford, MTSU (WR)	Chicago Bears
1958	20	241	Bill Curry, WKU (T)	Detroit Lions	1999	7	247	Rondel Menendez, EKU (WR)	Atlanta Falcons
1958	26	313	Joe Bruce, MTSU (T)	Detroit Lions	2000	4	100	Michael Thompson, TSU (OT)	Atlanta Falcons
1958	28	333	Jim Murphy, ETSU (T)	Baltimore Colts	2000	4	121	Avion Black, TSU (WR)	Buffalo Bills
1958	30	352	Bobby Hallum, MTSU (Back)	Chicago Bears	2001	5	140	Alex Bannister, EKU (WR)	Seattle Seahawks
1965	7	97	Dale Lindsey, WKU (LB)	Cleveland Browns	2003	6	199	Willie Ponder, SEMO (WR)	New York Giants
1965	10	134	Jim Burt, WKU (RB)	New York Jets	2003	6	213	Yeremiah Bell, EKU (DB)	Miami Dolphins
1965	15	204	Phillip Morgan, ETSU (Back)	Minnesota Vikings	2004	7	238	Larry Turner, EKU (OC)	St. Louis Rams
1966	15	131	Tom Dillard, APSU (OT)	Houston Oilers	2004	7	239	Eugene Amano, SEMO (OC)	Tennessee Titans
1967	17	442	George Adams, MOR (LB)	Dallas Cowboys	2005	5	163	Frank Omiyale, TTU (OT)	Atlanta Falcons
1968	3	60	Aaron Marsh, EKU (WR)	Boston Patriots	2006	7	215	Cortland Finnegan, SAM (DB)	Tennessee Titans
1968	8	207	Tom Gray, MOR (WR)	San Francisco 49ers	2008	1	16	Dominique Rodgers-Cromartie, TSU (CB)	Arizona Cardinals
1968	10	252	Bob Langford, MTSU (OT)	Denver Broncos	2008	3	79	Antwaun Molden, EKU (CB)	Houston Texans
1968	17	445	Bill Hull, TTU (OG)	Minnesota Vikings	2009	7	212	Javarrius Williams, TSU (RB)	Kansas City Chiefs
1970	10	243	Larry Schreiber, TTU (RB)	San Francisco 49ers	2010	5	152	Otis Hudson, EIU (OG)	Cincinnati Bengals
1970	13	331	Dave Haverdick, MOR (DT)	Detroit Lions	2010	5	153	Austen Lane, MUR (DE)	Jacksonville Jaguars
1970	15	367	Pat Hauser, ETSU (WR)	Miami Dolphins	2013	5	139	Montori Hughes, UTM (DL)	Indianapolis Colts
1971	9	221	John Tanner, TTU (LB)	San Diego Chargers	2013	6	195	Alan Bonner, JSU (WR)	Houston Texans
1971	15	378	Bill Green, WKU (DB)	Cleveland Browns	2014	2	62	Jimmy Garoppolo, EIU (QB)	New England Patriots
1971	16	407	Lawrence Brame, WKU (LB)	St. Louis Cardinals	2014	5	143	Kadeem Edwards, TSU (OG)	Tampa Bay Buccaneers
1971	17	432	Sam Pearson, WKU (DB)	Cincinnati Bengals	2014	6	196	Walter Powell, MUR (WR)	Arizona Cardinals
1972	5	116	Jim Bishop, TTU (TE)	San Diego Chargers	2014	7	250	Demetrius Rhaney, TSU (OC)	St. Louis Rams
1972	15	388	Mike Sivert, ETSU (OG)	Minnesota Vikings	2015	5	176	Robert Myers, TSU (OG)	Baltimore Ravens
1973	1	8	Wally Chambers, EKU (DE)	Chicago Bears	2015	7	218	Anthony Morris, TSU (OT)	Oakland Raiders
1973	2	42	Jim Youngblood, TTU (LB)	Los Angeles Rams	2016	2	39	Noah Spence, EKU (DE)	Tampa Bay Buccaneers
1973	4	81	Mike Hennigan, TTU (LB)	Detroit Lions	2016	6	208	Kamu Grugier-Hill, EIU (LB)	New England Patriots
1973	8	186	Isaac Brown, WKU (RB)	New England Patriots	2018	5	154	Siran Neal, JSU (S)	Buffalo Bills
1973	8	189	Ray Oldham, MTSU (DB)	Baltimore Colts	2018	7	248	Kendall Donnerson, SEMO (LB)	Green Bay Packers
1973	10	242	Bonnie Sloan, APSU (DT)	St. Louis Cardinals	2019	3	98	Quincy Williams, MUR (LB/S)	Jacksonville Jaguars
1973	10	252	Ray Bonner, MTSU (DB)	Detroit Lions	2019	6	189	Drew Forbes, SEMO (OT)	Cleveland Browns
1973	16	412	George Greenfield, MUR (RB)	Cleveland Browns	2020	7	227	Lachavious Simmons, TSU (OT)	Chicago Bears
1974	8	183	Mike McCoy, WKU (DB)	Houston Oilers					
1974	8	186	Alan Chadwick, ETSU (QB)	Chicago Bears					
1974	16	395	Jazz Jackson, WKU (RB)	New York Jets					
1975	3	63	Elois Grooms, TTU (DE)	New Orleans Saints					
1975	4	83	Virgil Livers, WKU (DB)	Chicago Bears					
1975	8	184	John Bushong, WKU (DE)	Baltimore Colts					
1975	15	378	Don Clayton, MUR (RB)	New England Patriots					
1975	17	439	Dwaine Copeland, MTSU (RB)	Miami Dolphins					
1976	8	226	Bobby Joe Easter, MTSU (RB)	Buffalo Bills					
1976	10	269	Junior Hardin, EKU (NG)	New Orleans Saints					
1976	13	360	Rick Caswell, WKU (WR)	New York Giants					
1976	14	392	Tony Williams, MTSU (WR)	Buffalo Bills					
1976	15	416	Howard Stidham, TTU (LB)	San Francisco 49ers					
1977	3	65	Elmo Boyd, EKU (WR)	San Francisco 49ers					
1977	6	165	David Carter, WKU (OC)	Houston Oilers					
1977	9	244	Roosevelt Kelly, EKU (OC)	Pittsburgh Steelers					
1978	4	99	Dennis Law, ETSU (WR)	Cincinnati Bengals					
1978	12	331	Mike Moore, MTSU (RB)	Miami Dolphins					
1979	1	7	Phil Simms, MOR (QB)	New York Giants					
1980	9	224	Greg Bright, MOR (DB)	Cincinnati Bengals					
1980	11	301	Eddie Preston, WKU (WR)	Houston Oilers					
1981	8	207	Mark Reed, MOR (QB)	New York Giants					
1982	4	107	George Floyd, EKU (DB)	New York Jets					
1982	11	280	Lamont Meacham, WKU (DB)	Baltimore Colts					
1983	5	130	Steve Bird, EKU (WR)	St. Louis Cardinals					
1983	7	193	James Griffin, MTSU (DB)	Cincinnati Bengals					
1983	10	252	Ronald Hopkins, MUR (DB)	Baltimore Colts					
1983	12	314	Billy Blaylock, TTU (DB)	San Diego Chargers					
1984	5	122	Tron Armstrong, EKU (WR)	New York Jets					
1984	5	136	John Goode, YSU (TE)	St. Louis Cardinals					
1984	12	312	Paul McFadden, YSU (K)	Philadelphia Eagles					
1985	6	154	Keith Lester, MUR (TE)	Cincinnati Bengals					
1986	6	142	Bob Thompson, YSU (WR)	New Orleans Saints					
1986	6	162	Don Griffin, MTSU (DB)	San Francisco 49ers					
1986	8	219	Joe Maunte, EKU (LB)	Los Angeles Raiders					
1987	12	324	Tony Burse, MTSU (RB)	Seattle Seahawks					
1988	1	18	Aaron Jones, EKU (DE)	Pittsburgh Steelers					
1988	9	244	Danny Copeland, EKU (DB)	Cleveland Browns					
1988	10	252	John Jackson, EKU (OT)	Pittsburgh Steelers					
1988	11	279	Frank Pillow, TSU (WR)	Tampa Bay Buccaneers					
1988	11	280	Paul Hickert, MUR (K)	Cincinnati Bengals					
1989	2	49	Jessie Small, EKU (LB)	Philadelphia Eagles					
1989	3	71	Elroy Harris, EKU (RB)	Seattle Seahawks					
1989	8	218	Myron Guyton, EKU (DB)	New York Giants					
1989	12	327	Mike Cadore, EKU (RB)	New Orleans Saints					
1990	3	56	Tony Stargell, TSU (DB)	New York Jets					
1990	3	73	Anthony Pleasant, TSU (DE)	Cleveland Browns					
1990	10	261	Eric Crigler, MUR (OT)	Cincinnati Bengals					
1990	11	289	Anthony Shelton, TSU (DB)	San Francisco 49ers					
1990	11	300	Tyrone Watson, TSU (WR)	Philadelphia Eagles					



Wally Chambers, Eastern Kentucky
1973, No. 8 overall (Chicago)



Phil Simms, Morehead State
1979, No. 7 overall (N.Y. Giants)



Aaron Jones, Eastern Kentucky
1988, No. 18 overall (Pittsburgh)



Dominique Rodgers-Cromartie, TSU
2008, No. 16 overall (Arizona)

OVC FINALISTS FOR SPORTS NETWORK/STATS PERFORM AWARDS

Annually the Sports Network (which was bought out by STATS in 2015) presents awards for the top players and coach in the Football Championship Subdivision (FCS). The awards include the Walter Payton Award (National Offensive Player of the Year), the Buck Buchanan Award (National Defensive Player of the Year), the Eddie Robinson Award (National Coach of the Year) and the Jerry Rice Award (National Freshman of the Year). The Payton & Robinson awards began in 1987 (the Buchanan Award was first handed out in 1995; the Rice Award in 2011); voting totals and finishes are available from 2000 to the present and listed below.



Eastern Illinois quarterback Tony Romo took home the Walter Payton Award in 2002. That year he passed for 3,165 yards and 34 touchdowns.



In 2017 Jacksonville State defensive end Darius Jackson became the first OVC player to win the Buck Buchanan Award. He finished 4th in the balloting in 2016.



Austin Peay's Will Healy became the third OVC Coach to win the Eddie Robinson Award after turning around the Governors program in 2017.

PAYTON AWARD VOTING RESULTS

2000	Tony Romo, EIU	10th (37)
2001	Tony Romo, EIU	10th (37)
	Shannon Harris, TSU	11th (29)
	C.J. Hudson, EKU	16th (5)
2002	Tony Romo, EIU	1st (268)
	Willie Ponder, SEMO	5th (94)
2003	Charles Anthony, TSU	5th (74)
2004	Charles Anthony, TSU	5th (98)
	Oscar Bonds, JSU	14th (36)
2009	Ryan Perrilloux, JSU	6th (142)
2010	Henry Harris, SEMO	5th (155)
	Marcus Harris, MUR	22nd (1)
2011	Casey Brockman, MUR	11th (73)
	Matt Denham, EKU	21st (5)
2012	Erik Lora, EIU	4th (164)
	Casey Brockman, MUR	6th (139)
	Jimmy Garoppolo, EIU	10th (84)
	Matt Denham, EKU	19th (8)
2013	Jimmy Garoppolo, EIU	1st (576)
	Erik Lora, EIU	7th (85)
	Walter Powell, MUR	17th (17)
2014	Dy'Shawn Mobley, EKU	19th (24)
	DaMarcus James, JSU	20th (18)
2015	Eli Jenkins, JSU	6th (173)
	KD Humphries, MUR	7th (98)
2016	Eli Jenkins, JSU	6th (109)
	KD Humphries, MUR	20th (9)
2017	Roc Thomas, JSU	14th (46)
2018	Josh Pearson, JSU	10th (61)
	Marquis Terry, SEMO	18th (18)
	Alexander Hollins, EIU	21st (13)
2019	Chris Rowland, TSU	6th (153)
	Zerrick Cooper, JSU	20th (22)
2020	DeAngelo Wilson, APSU	15th (8)
2021	Keon Howard, UTM	12th (8)
	Geno Hess, SEMO	23rd (0)

BUCHANAN AWARD VOTING RESULTS

2000	Melvin Wisham, WKU	4th (108)
	Chad Evitts, TTU	14th (34)
2001	Yeremiah Bell, EKU	8th (85)
	D.J. Bleisath, TTU	15th (38)
2002	Nick Ricks, EIU	9th (82)
2003	Nick Ricks, EIU	13th (44)
2006	Edgar Jones, SEMO	12th (62)
	Markeseo Jackson, UTM	16th (25)
2007	D. Rodgers-Cromartie, TSU	13th (30)
	Donald Thomas, EIU	19th (3)
2008	Nathan Williams, MUR	5th (140)
	Brandon Gathof, EKU	21st (2)
2009	Austen Lane, MUR	6th (120)
2010	Eugene Clifford, TSU	13th (47)
	Josh Bey, UTM	20th (5)
2011	Jeremy Caldwell, EKU	17th (12)
2012	Blake Peiffer, SEMO	12th (67)
2013	no finalists	
2014	Tony Bell, UTM	16th (33)
2015	Noah Spence, EKU	4th (227)
	Jermaine Hough, JSU	13th (58)
2016	Darius Jackson, JSU	4th (157)
2017	Darius Jackson, JSU	1st (304)
	Marlon Bridges, JSU	17th (46)
	Jaison Williams, APSU	19th (36)
2018	Zach Hall, SEMO	1st (354)
2019	Zach Hall, SEMO	4th (193)
	Kordell Jackson, APSU	6th (144)
	Aaron Patrick, EKU	21st (23)
2020	Nicario Harper, JSU	6th (42)
	Kordell Jackson, APSU	13th (19)
2021	Koby Perry, APSU	22nd (0)

RICE AWARD VOTING RESULTS

2011	Michael German, TSU	7th (82)
2012	Scott Lathrop, SEMO	14th (27)
2013	Austin Black, SEMO	19th (12)
2014	Justin Lea, JSU	6th (115)
2015	no finalists	
2016	Marlon Bridges, JSU	5th (216)
	Steven Newbold, TSU	11th (45)
2017	Vincent Sellers, TSU	15th (28)
2018	Bailey Fisher, TTU	15th (33)
2019	John Bachus III, UTM	9th (82)
2020	Draylen Ellis, APSU	6th (33)
	Devon Starling, TSU	9th (19)
2021	Drac McCray, APSU	15th (8)
	Bryce Norman, SEMO	20th (3)

ROBINSON AWARD VOTING RESULTS

1995	Houston Nutt, MUR	1st (n/a)
2000	Bob Spoo, EIU	2nd (158)
	Jack Harbaugh, WKU	3rd (148)
2001	Bob Spoo, EIU	11th (76)
2002	Tim Billings, SEMO	12th (49)
	Joe Pannunzio, MUR	16th (4)
2003	Jack Crowe, JSU	9th (42)
2004	Jack Crowe, JSU	13th (35)
2005	Bob Spoo, EIU	11th (69)
	Matt Griffin, UTM	13th (43)
2006	Jason Simpson, UTM	4th (172)
2007	Danny Hope, EKU	13th (54)
2008	Dean Hood, EKU	18th (21)
2009	Bob Spoo, EIU	16th (21)
2010	Tony Samuel, SEMO	1st (269)
	Jack Crowe, JSU	10th (94)
2011	Watson Brown, TTU	9th (77)
2012	Dino Babers, EIU	3rd (229)
	Jason Simpson, UTM	17th (23)
2013	Dino Babers, EIU	2nd (370)
	Rod Reed, TSU	18th (17)
2014	John Grass, JSU	4th (176)
	Dean Hood, EKU	17th (31)
2015	John Grass, JSU	2nd (418)
2016	Jason Simpson, UTM	15th (6)
2017	Will Healy, APSU	1st (374)
	John Grass, JSU	8th (86)
2018	Tom Matukewicz, SEMO	9th (98)
2019	Mark Hudspeth, APSU	3rd (278)
2020	Dean Hood, APSU	11th (20)
2021	Jason Simpson, UTM	8th (38)

DORIS & EDDIE ROBINSON SCHOLAR-ATHLETE OF THE YEAR WINNER

2015	Dalton Screws, JSU
2016	Tyler Swafford, EKU

ALL-TIME SPORTS NETWORK/STATS AWARD WINNERS

ALL-TIME WALTER PAYTON AWARD WINNERS

1987	Kenny Gamble, RB	Colgate
1988	Dave Meggett, RB	Towson
1989	John Friesz, QB	Idaho
1990	Walter Dean, RB	Grambling State
1991	Jamie Martin, QB	Weber State
1992	Michael Payton, QB	Marshall
1993	Doug Nussmeier, QB	Idaho
1994	Steve McNair, QB	Alcorn State
1995	Dave Dickenson, QB	Montana
1996	Archie Amerson, RB	Northern Arizona
1997	Brian Finneran, WR	Villanova
1998	Jerry Azumah, RB	New Hampshire
1999	Adrian Peterson, RB	Georgia Southern
2000	Louis Ivory, RB	Furman
2001	Brian Westbrook, RB	Villanova
2002	Tony Romo, QB	Eastern Illinois
2003	Jamaal Branch, RB	Colgate
2004	Lang Campbell, QB	William & Mary
2005	Erik Meyer, QB	E. Washington
2006	Ricky Santos, QB	New Hampshire
2007	Jayson Foster, QB	Georgia Southern
2008	Armanti Edwards, QB	Appalachian State
2009	Armanti Edwards, QB	Appalachian State
2010	Jeremy Moses, QB	Stephen F. Austin
2011	Bo Levi Mitchell, QB	E. Washington
2012	Taylor Heinicke, QB	Old Dominion
2013	Jimmy Garoppolo, QB	Eastern Illinois
2014	John Robertson, QB	Villanova
2015	Cooper Kupp, WR	E. Washington
2016	Jeremiah Briscoe, QB	Sam Houston State
2017	Jeremiah Briscoe, QB	Sam Houston State
2018	Devlin Hodges, QB	Samford
2019	Trey Lance, QB	North Dakota State
2020	Cole Kelley, QB	SE Louisiana
2021	Eric Barriere, QB	E. Washington

ALL-TIME BUCK BUCHANAN AWARD WINNERS

1995	Dexter Coakley, LB	Appalachian State
1996	Dexter Coakley, LB	Appalachian State
1997	Chris McNeil, DE	North Carolina A&T
1998	James Milton, LB	Western Illinois
1999	Al Lucas, DT	Troy
2000	Edgerton Hartwell, LB	Western Illinois
2001	Derrick Lloyd, LB	James Madison
2002	Rashean Mathis, FS	Bethune-Cookman
2003	Jared Allen, DE	Idaho State
2004	Jordan Beck, LB	Cal Poly
2005	Chris Gocong, DE	Cal Poly
2006	Kyle Shotwell, LB	Cal Poly
2007	Kroy Biermann, DE	Montana
2008	Greg Peach, DE	E. Washington
2009	Arthur Moats, DE	James Madison
2010	J.C. Sherritt, LB	E. Washington
2011	Matt Evans, LB	New Hampshire
2012	Caleb Schreiber, DE	Montana State
2013	Brad Daly, DE	Montana State
2014	Kyle Emanuel, DE	North Dakota State
2015	Tyrone Holmes, DE	Montana
2016	Karter Schult, DE	Northern Iowa
2017	Darius Jackson, DE	Jacksonville State
2018	Zach Hall, LB	Southeast Missouri
2019	Dante Olson, LB	Montana
2020	Jordan Lewis, DE	Southern
2021	Isaiah Land, DE/LB	Florida A&M

ALL-TIME EDDIE ROBINSON AWARD WINNERS

1987	Mark Duffner	Holy Cross
1988	Bill Russo	Lafayette
1989	Erk Russell	Georgia Southern
1990	Gene McDowell	UCF
1991	Chris Ault	Nevada
1992	Charlie Taaffe	The Citadel
1993	Dan Allen	Boston University
1994	Jim Tressel	Youngstown State
1995	Houston Nutt	Murray State
1996	Darren Barbier	Nicholls State
1997	Andy Talley	Villanova
1998	Paul Johnson	Georgia Southern
1999	Mickey Matthews	James Madison
2000	Joe Glenn	Montana
2001	Pete Lembo	Lehigh
2002	Tommy Tate	McNeese State
2003	Mike Ayers	Wofford
2004	Jerry Kill	Southern Illinois
2005	Sean McDonnell	New Hampshire
2006	Jerry Moore	Appalachian State
2007	Mark Farley	Northern Iowa
2008	Mickey Matthews	James Madison
2009	Henry Frazier III	Prairie View A&M
2010	Tony Samuel	SE Missouri State
2011	Rob Ambrose	Towson
2012	Craig Bohl	North Dakota State
2013	Craig Bohl	North Dakota State
2014	Sean McDonnell	New Hampshire
2015	Bruce Barnum	Portland State
2016	K.C. Keeler	Sam Houston State
2017	Will Healy	Austin Peay
2018	Dan Hawkins	UC Davis
2019	Troy Taylor	Sacramento State
2020	Scott Wachenheim	VMI
2021	Deion Sanders	Jackson State

ALL-TIME JERRY RICE AWARD WINNERS

2011	Terrance West, RB	Towson
2012	John Robertson, QB	Villanova
2013	Cooper Kupp, WR	E. Washington
2014	Chase Edmonds, RB	Fordham
2015	Case Cookus, QB	Northern Arizona
2016	A.J. Hines, RB	Duquesne
2017	Bryson Armstrong, LB	Kennesaw State
2018	Josh Davis, RB	Weber State
2019	Trey Lance, QB	North Dakota State
2020	Cameron Ward, QB	UIW
2021	Shedeur Sanders, QB	Jackson State

FCS ADA POSITIONAL PLAYER OF THE YEAR AWARDS

Starting with the 2013 season the Football Championship Subdivision Athletics Directors Association (FCS ADA), in conjunction with the 13 FCS conference offices, began to recognize the top student-athletes at each of 11 different positions. The awards are voted on by a national panel of media and SID's and announced each December. The positional awards consist of: QB, RB, OL, TE, WR, DL, LB, DB, K, P and RS in addition to a National Offensive and National Defensive Player of the Year. Below are a list of OVC winners from each season.

2013	Off. POTY: Jimmy Garoppolo, EIU	2014	RS - Pokey Harris, Murray State
	QB - Jimmy Garoppolo, Eastern Illinois		
	WR - Erik Lora, Eastern Illinois	2015	QB - Eli Jenkins, Jacksonville State
	DB - Daniel Fitzpatrick Tennessee State		
		2018	Def. POTY: Zach Hall, Southeast Missouri
			LB - Zach Hall, Southeast Missouri

COLLEGE FOOTBALL HALL OF FAME

Three former Ohio Valley Conference players and three former coaches are members of the College Football Hall of Fame. Including the 2021 Hall of Fame class, only 1,038 players and 223 coaches have been inducted into the College Football Hall of Fame from the nearly 5.47 million who have played or coached the game during the past 151 years (.02% of the individuals who have played the game). Founded in 1947, The National Football Foundation & College Hall of Fame inducted its first class of inductees in 1951.

Eastern Illinois

Tony Romo - Quarterback (2021)

Eastern Kentucky

George Floyd Jr. - Safety (1999)
Roy Kidd - Coach (2003)

Middle Tennessee/Austin Peay


James "Boots" Donnelly - Coach (2013)

Murray State

Frank Beamer - Coach (2018)

Tennessee Tech

Jim Youngblood - Linebacker (1996)



Tony Romo is the latest College Football Hall of Fame inductee from the OVC. Tony Romo was a first-team All-American in 2002 and became the first three-time OVC Offensive Player of the Year in league history. The Walter Payton Award winner led the Panthers to consecutive conference titles (2001, 2002) and three-straight FCS Playoff berths. EIU was 25-10 overall and 17-2 in OVC games with Romo as the starter, and the team was nationally ranked during his final three seasons. After going undrafted in 2003, Romo would put together a standout NFL career with the Dallas Cowboys from 2003-16.



OVC/NCAA OVERTIME PROCEDURES

PROCEDURE FOLLOWING REGULATION PLAY

Immediately following the conclusion of the fourth quarter, officials will instruct both teams to retire to their respective team areas. The officials will escort the captains to the center of the field for the coin toss. The winner of the toss shall be given the option of selecting offense or defense, with the offense at the opponent's 25-yard line to start the series, or which end of the field shall be used for both series of that overtime period. The winner of the toss may not defer his choice. The loser of the toss shall have the first choice of the two options for subsequent even-numbered extra periods.

EXTRA PERIODS

An extra period shall consist of two series with Team A and Team B each putting the ball in play by snap at the designated 25-yard line, which becomes the opponent's 25-yard line.

TEAM SERIES

Each team retains the ball during a series until it scores or fails to make a first down. The ball remains alive after a change of team possession until it is declared dead. However, Team A may not have a first and 10 if it again possesses the ball after a change of team possession.

SCORING

The team scoring the greater number of points during the regulation and extra periods shall be declared the winner. There shall be an equal number of series, as defined, in each extra period, except if Team B scores during a period other than on the try (i.e.: on the first possession of a period, Team A scores a touchdown. On the try, Team B intercepts a pass and returns it for a two-point touchdown. Ruling: Team B is awarded the ball on the 25-yard line to start its series with the overtime score 6-2.). Beginning with the third extra period, teams scoring a touchdown must attempt a two-point try. A one-point try, although not illegal, will not score a point.

Beginning in 2021, starting in the third overtime, teams will alternate running two-point conversions from the 3-yard line, instead of beginning a new series from an opponent's 25-yard line.

TIMEOUTS

Each team shall be allowed one timeout for each extra period. Unused extra-period timeouts may not be carried over to other extra periods.

OVC OVERTIME GAMES

Date	Teams and Final Score	OT Periods	Score After Regulation
10/13/84	Youngstown State 17, Austin Peay 13	1	10-10
11/03/84	Murray State 20, Austin Peay 13	2	10-10
10/19/85	Middle Tennessee 31, Murray State 24	2	17-17
11/04/85	Middle Tennessee 28, Youngstown State 21	2	14-14
10/04/86	Austin Peay 7, Middle Tennessee 0	1	0-0
10/10/87	Austin Peay 20, Morehead State 13	1	13-13
11/07/87	Youngstown State 20, Murray State 13	1	13-13
10/01/88	Tennessee Tech 16, Murray State 13	1	10-10
10/29/88	Eastern Kentucky 31, Murray State 24	1	24-24
11/18/89	Eastern Kentucky 38, Morehead State 3	3	21-21
11/10/90	Tennessee Tech 20, Austin Peay 14	1	14-14
11/17/90	Murray State 31, Austin Peay 24	3	14-14
11/07/92	Eastern Kentucky 21, Murray State 18	1	18-18
10/02/93	Murray State 28, UT Martin 21	1	21-21
11/20/93	UT Martin 39, Austin Peay 33	2	26-26
10/05/96	Tennessee Tech 21, UT Martin 14	2	14-14
10/26/96	Southeast Missouri 16, Middle Tennessee 13	1	13-13
11/01/97	Tennessee Tech 16, Murray State 13	1	13-13
10/17/98	Tennessee Tech 31, UT Martin 24	1	24-24
10/24/98	Tennessee Tech 31, Eastern Kentucky 29	3	17-17
11/13/99	Eastern Kentucky 23, Tennessee Tech 20	2	17-17
10/04/03	Murray State 23, Jacksonville State 17	1	17-17
10/04/03	UT Martin 30, Tennessee Tech 23	1	23-23
09/25/04	Southeast Missouri 51, Samford 48	4	31-31
10/02/04	Eastern Kentucky 39, Samford 36	1	36-36
10/23/04	Samford 42, Tennessee State 36	1	36-36
10/30/04	Murray State 19, Eastern Kentucky 16	1	13-13
11/06/04	Tennessee Tech 40, Eastern Illinois 37	1	34-34
11/13/04	Southeast Missouri 31, Tennessee Tech 28	1	28-28
09/30/06	Tennessee Tech 20, Murray State 14	1	14-14
10/28/06	Jacksonville State 17, Tennessee Tech 10	1	10-10
09/15/07	Tennessee State 33, Austin Peay 32	1	26-26
11/03/07	Austin Peay 34, Southeast Missouri 31	2	21-21
09/27/08	Eastern Kentucky 13, Austin Peay 10	1	10-10
10/04/08	Tennessee State 30, UT Martin 27	1	24-24
10/25/08	Southeast Missouri 27, Tennessee State 20	1	20-20
11/06/10	Eastern Illinois 31, Tennessee State 28	1	28-28
09/22/12	Eastern Illinois 50, Murray State 49	1	42-42
09/22/12	Southeast Missouri 41, Tennessee Tech 38	2	31-31
10/20/12	Jacksonville State 31, Tennessee State 28	1	28-28
10/10/12	Tennessee Tech 45, UT Martin 44	1	38-38
09/28/13	Murray State 35, Jacksonville State 34	1	27-27
10/12/13	Southeast Missouri 37, Murray State 34	3	27-27
11/23/13	Murray State 34, Eastern Kentucky 27	1	27-27
10/04/14	Tennessee Tech 30, Murray State 27	1	27-27
10/11/14	Eastern Kentucky 36, Eastern Illinois 33	1	33-33
10/11/14	Murray State 44, Southeast Missouri 41	2	35-35
10/17/15	Eastern Illinois 25, Tennessee State 22	1	22-22
11/07/15	Murray State 46, Tennessee State 43	1	40-40
11/14/15	Eastern Kentucky 41, Murray State 34	2	27-27
10/01/16	Tennessee Tech 33, Eastern Kentucky 30	1	27-27
09/30/17	Eastern Illinois 19, Tennessee State 16	2	10-10
10/14/17	Murray State 27, Eastern Illinois 24	2	21-21
11/04/17	Eastern Kentucky 23, Eastern Illinois 20	1	20-20
10/20/18	Eastern Illinois 24, UT Martin 21	1	21-10
11/17/18	Tennessee State 31, UT Martin 28	1	25-25
10/05/19	Southeast Missouri 43, Tennessee Tech 37	2	30-30
11/02/19	Austin Peay 28, Eastern Kentucky 21	1	21-21
03/14/21	Austin Peay 49, Southeast Missouri 42	2	35-35
10/26/21	Tennessee State 20, Tennessee Tech 13	1	13-13

NOTE: Overtime policy adopted by the Conference prior to the 1982 season.



INSTANT REPLAY FAQ

The OVC began the use of instant replay in the 2017 season. Below is a quick guide to what types of plays are reviewable.

Pre-Snap

- | | |
|---------------------------|--|
| 1. Count Players | Can review number of players on field during a live ball. |
| 2. Confirm Down | Can correct during the series or before live ball in new series. |
| 3. Know Line of Scrimmage | Pass, kick, touching, forward handing, etc. beyond neutral zone. |
| 4. Know Line to Gain | Forward progress with respect to Line to Gain |

Running Play

- | | |
|------------------------------|---|
| 1. Runner Not Ruled OB | Can determine if runner stepped OB |
| 2. Runner Ruled OB | Not reviewable unless TD in immediate continuing action |
| 3. Runner Not Ruled Down | Can see if runner was down (includes runner's helmet off) |
| 4. Fumble Ruled | Can see if runner was down before ball came loose. |
| 5. Runner Ruled Down/Loose | Can make fumble if clear recovery in immediate continuing action. |
| 6. Forward Progress/Loose | Not reviewable (unless train wreck) |
| 7. Forward Handing | Can see if ball handed forward beyond NZ or after COP |
| 8. Spot of Forward Fumble OB | Can look at spot of fumble in relation to LTG. |
| 9. 4th Down Fumble | Can look at who fumbled & where and who recovered. |

Passing Play

- | | |
|-----------------------------|--|
| 1. Complete vs Incomplete | Review anytime/anywhere - no advance if ruled incomplete |
| 2. Forward Ruled Backward | Can change to incomplete pass |
| 3. Backward Ruled Forward | Can change to backward if clear recovery / OB - no advance |
| 4. Incomplete Ruled Fumble | Can change to incomplete forward pass |
| 5. Fumble Ruled Incomplete | Can change to fumble if clear recovery - no advance |
| 6. Passed from beyond NZ | Can rule on whether passer was beyond NZ (or ball had been) |
| 7. Touching of Pass | Can look at where touched & by whom |
| 8. Receiver OB / Touches IB | Can pick up or put down flag - if forced out ruled, likely out of it |

Scrimmage Kick Play

- | | |
|-------------------------------|--|
| 1. Touching of Kick | Can look at where touch & by whom (not forced touching) |
| 2. Kick Crosses NZ | Can rule on whether kick crossed NZ |
| 3. Kicked form beyond NZ | Can rule on whether kicker was beyond NZ |
| 4. Muffed Kick Ruled Fumble | Can return ball to spot of A's recovery |
| 5. Fair Catch Signal Not Seen | Can return ball to spot of B's catch / recovery with DOG |
| 6. Kicking Team OB / Return | Not reviewable |

Free Kick Play

- | | |
|-------------------------------|--|
| 1. Touching of a Kick | Can look at where touched & by whome (not forced touching) |
| 2. Muffed Kick Ruled Fumble | Can return ball to spot of A's recovery |
| 3. Fair Catch Signal Not Seen | Can return ball to spot of B's catch / recovery with DOG |
| 4. Kicking Team OB / Return | Not reviewable |
| 5. Illegal Block | Blocking by 'A' before touched or 10 yards
A' must have ball @ end of play to review
Can put flag down or pick flag up |

Loose Ball

- | | |
|-----------------------------|---|
| 1. Catch / Recovery / Touch | Can see whether player was inbounds or out-of-bounds |
| 2. SL / GL / EL / Pylon | Can determine if ball touches on or beyond line, or touches pylon |
| 3. Recovery | Can rule on clear recovery anywhere in the field of play or in EZ |
| 4. Momentum vs Touchback | Can rule on where possession was gained / change the ruling |
| 5. Safety vs. Touchback | Can rule on where possession was gained / change the ruling |
| 6. Momentum vs. Safety | Not reviewable - can only determine where possessed |

Scoring Play

- | | |
|---------------------|---|
| 1. Touchdown | Can review any aspect of a touchdown |
| 2. Safety | Can review position of ball & of passer if safety ruled |
| 3. Field Goal / Try | Can rule on whether above crossbar / inside actual uprights |

Clock Adjustment

- | | |
|----------------------------|---|
| 1. When Ruling is Reviewed | Can adjust clock if ruling results in a stopped clock |
| 2. When Time Expires | Can use available time out to restore time when ball was dead |
| 3. At End of 1st / 3rd | Can restore time only when condition indicate (e.g., wind, etc) |
| 4. At End of 2nd | Can restore time if ball dead by rule or official grants TO |
| 5. At End of 4th | Can restore as above only if team behind <= 8 & next snaps ball |

Fouls Created by Replay

- | | |
|------------------------------------|--|
| 1. Illegal Forward Pass or Handing | Fwd pass or handoff beyond neutral zone or after COP (12-3-2-c) |
| 2. Illegal Kick | Kick beyond neutral zone (12-3-4-b) |
| 3. Illegal Block (Free Kick) | Blocking by Team A player before they are eligible (12-3-4-e) |
| 4. 12 Men on Field | Number of players on field for either team during live ball (12-3-6-a) |
| 5. Illegal Touch (Pass) | Originally eligible receiver who goes OB (12-3-2-b, 12-3-3-h) |
| 6. Illegal Touch (Free Kick) | Player who is OB touches FK, not touched inbounds (12-3-4-a) |
| 7. Illegal Pass | Fwd pass becomes illegal as a second pass (12-3-2-e) |
| 8. Personal Foul Targeting | Clear obvious & egregious targeting foul (12-3-5-b) |

Assumptions: (1) Ruling of the field is correct, (2) Must have indisputable video evidence

OVC-BIG SOUTH ASSOCIATION

In February 2022 the Big South Conference and Ohio Valley Conference announced the creation of an association of their football member institutions, to begin with the 2023 NCAA Division I football season and have an initial term of at least four years.

The unique agreement combines the two conferences' football membership to ensure NCAA championship access and stability for the multisport conferences. In creating the association, presidents from each of the multisport conferences pointed to the similarities of the OVC and the Big South, with their complementary geographies and intercollegiate athletic philosophies, as key to making this association possible.

Schools included in the association include:

- Bryant University (Smithfield, R.I.)
- Charleston Southern University (Charleston, S.C.)
- Eastern Illinois University (Charleston, Ill.)
- Gardner-Webb University (Boiling Springs, N.C.)
- Lindenwood University (St. Charles, Mo.)
- Robert Morris University (Moon Township, Pa.)
- Southeast Missouri State University (Cape Girardeau, Mo.)
- Tennessee State University (Nashville, Tenn.)
- Tennessee Technological University (Cookeville, Tenn.)
- University of Tennessee at Martin (Martin, Tenn)



OVC Commissioner Beth DeBauche and Big South Commissioner Kyle Kallander are pictured together in July 2022.



BEGINNING 2023

***Stronger
Together***








SBIGOUTH





2022 OHIO VALLEY CONFERENCE FOOTBALL SCHEDULE



	Sept. 3	Sept. 10	Sept. 17	Sept. 24	Oct. 1	Oct. 8	Oct. 15	Oct. 22	Oct. 29	Nov. 5	Nov. 12	Nov. 19
 EASTERN ILLINOIS	@Northern Illinois 7:00 p.m. (ESPN+) (Sept. 1)	Chattanooga 6:00 p.m. (ESPN+)	@Illinois State 6:30 p.m. (ESPN+)	@Murray State* 4:00 p.m. (ESPN+)	Southeast Missouri * 1:00 p.m. (ESPN+)	Northwestern State 2:00 p.m. (ESPN+)	Lindenwood # 2:00 p.m. (ESPN+)	@Tennessee State* 2:00 p.m. (ESPN+)	Tennessee Tech * 2:00 p.m. (ESPN+)	@McNeese Tech* 7:00 p.m.	Southeast Missouri * 12:00 p.m. (ESPN+)	@UT Martin* 2:00 p.m. (ESPN+)
 LINDENWOOD		@Houston Baptist 6:00 p.m. (ESPN+)	Keiser 6:00 p.m. (ESPN+)	@UT Martin* 6:00 p.m. (ESPN+)	Southeast Missouri * 1:00 p.m. (ESPN+)	@Central Arkansas 4:00 p.m.	@Eastern Illinois # 2:00 p.m. (ESPN+)	Murray State * 1:00 p.m. (ESPN+)	William Jewell 1:00 p.m. (ESPN+)	@Tennessee Tech* 1:30 p.m. (ESPN+)	McKendree 1:00 p.m. (ESPN+)	
 MURRAY STATE	@Texas Tech 7:00 p.m. (ESPN+)	Jacksonville State 6:00 p.m. (ESPN+)	@Ball State 1:00 p.m. (ESPN+)	Eastern Illinois * 4:00 p.m. (ESPN+)	@Southeastern Louisiana 6:00 p.m. (ESPN+)	UT Martin * 2:00 p.m. (ESPN+)	@Austin Peay 2:00 p.m. (ESPN+)	@Lindenwood* 1:00 p.m. (ESPN+)	Tennessee State * 2:00 p.m. (ESPN+)		Robert Morris 1:00 p.m. (ESPN+)	@Southeast Missouri* 1:00 p.m. (ESPN+)
 SOUTHEAST MISSOURI	@Iowa State 1:00 p.m. (ESPN+)	@Southern Illinois 6:00 p.m. (ESPN+)	Nicholls 2:00 p.m. (ESPN+)	Central Arkansas 2:00 p.m. (ESPN+)	@Lindenwood* 1:00 p.m. (ESPN+)	Tennessee Tech * 2:00 p.m. (ESPN+)		@Northwestern State 1:00 p.m. (ESPN+)	Eastern Kentucky 1:00 p.m. (ESPN+)	@Tennessee State* 5:00 p.m. (ESPN+)	@Eastern Illinois* 12:00 p.m. (ESPN+)	Murray State * 1:00 p.m. (ESPN+)
 TENNESSEE STATE	@Eastern Washington 3:00 p.m. (ESPN+)	Jackson State 6:00 p.m. (in Memphis)	@Middle Tennessee 6:00 p.m. (ESPN+)		Lane College 1:00 p.m. (ESPN+)	Bethune-Cookman 5:00 p.m. (ESPN+)	@Tennessee Tech* 6:00 p.m. (ESPN+)	Eastern Illinois * 2:00 p.m. (ESPN+)	@Murray State* 2:00 p.m. (ESPN+)	Southeast Missouri * 5:00 p.m. (ESPN+)	UT Martin * 4:00 p.m. (ESPN+)	@Texas A&M-Commerce 2:00 p.m. (ESPN+)
 TENNESSEE TECH	@Kansas 7:00 p.m. (ESPN+) (Sept. 2)	Texas A&M-Commerce 6:00 p.m. (ESPN+)	Samford 6:00 p.m. (ESPN+)		@UT Martin* 2:00 p.m. (ESPN+)	@Southeast Missouri* 2:00 p.m. (ESPN+)	Tennessee State * 6:00 p.m. (ESPN+)	@Kennesaw State 2:00 p.m. (ESPN+)	@Eastern Illinois* 2:00 p.m. (ESPN+)	Lindenwood * 1:30 p.m. (ESPN+)	@North Alabama 4:00 p.m.	N.C. Central 1:30 p.m. (ESPN+)
 UT MARTIN	Western Illinois 6:30 p.m. (Sept. 1) (ESPN+)	@Missouri State 7:00 p.m. (Sept. 8)	@Boise State 3:00 p.m. (FS1)	Lindenwood * 6:00 p.m. (ESPN+)	Tennessee Tech * 2:00 p.m. (ESPN+)	@Murray State* 2:00 p.m. (ESPN+)		@Tennessee TBA	@Houston Baptist 2:00 p.m. (ESPN+)	Kennesaw State 12:00 p.m. (ESPN+)	@Tennessee State* 4:00 p.m. (ESPN+)	Eastern Illinois * 2:00 p.m. (ESPN+)

* - Denotes OVC Game; # - Denotes Game Does Not Count in Conference Standings; Home Games in Bold; All Times Are Central and Subject to Change