



Fortera Stadium (8,000) - Opened in 1946; Renovated in 2014.




**AUSTIN PEAY
GOVERNORS**



Dr. Alisa White
President



Gerald Harrison
Athletics Director



Stefan Nolet
Football Contact



Mark Hudspeth
Head Coach

2019 SCHEDULE

Aug. 29	North Carolina Central (ESPN+)	7:00 p.m.
	<i>First meeting</i>	
Sept. 7	Central Arkansas (ESPN+)	2:00 p.m.
	<i>Central Arkansas leads 1-0; Last Meeting: UCA won 14-13 (9/13/75)</i>	
Sept. 14	at Mercer	6:00 p.m.
	<i>Mercer leads 3-0; Last Meeting: Mercer won 41-34 (10/22/16)</i>	
Sept. 21	at East Tennessee State	6:30 p.m.
	<i>ETSU leads 14-12-2; Last Meeting: Austin Peay won 14-7 (11/18/78)</i>	
Sept. 28	Jacksonville State* (ESPN+)	2:00 p.m.
	<i>Jacksonville State leads 20-6-3; Last Meeting: JSU won 48-32 (9/29/18)</i>	
Oct. 12	Southeast Missouri* (ESPN+)	2:00 p.m.
	<i>Southeast Missouri leads 16-7; Last Meeting: SEMO won 31-27 (10/13/18)</i>	
Oct. 19	at Tennessee State* (ESPN+)	4:30 p.m.
	<i>Tennessee State leads 13-8; Last Meeting: APSU won 49-34 (10/6/18)</i>	
Oct. 26	at Tennessee Tech* (ESPN+)	1:30 p.m.
	<i>Tennessee Tech leads 32-20; Last Meeting: APSU won 41-10 (10/27/18)</i>	
Nov. 2	at Eastern Kentucky* (ESPN+)	12:00 p.m.
	<i>Eastern Kentucky leads 45-6; Last Meeting: EKU won 17-13 (11/3/18)</i>	
Nov. 9	UT Martin* (HC) (ESPN+)	3:00 p.m.
	<i>UT Martin leads 39-26-2; Last Meeting: UTM won 37-7 (9/22/18)</i>	
Nov. 16	at Murray State* (ESPN3)	12:00 p.m.
	<i>Murray State leads 36-16; Last Meeting: APSU won 48-23 (11/17/18)</i>	
Nov. 23	Eastern Illinois* (ESPN+)	2:00 p.m.
	<i>Eastern Illinois leads 15-4; Last Meeting: EIU won 52-21 (11/10/18)</i>	

* Denotes Ohio Valley Conference Matchup
Home Games in Bold HC - Homecoming
 All Times Central and Subject to Change

QUICK FACTS

Basic Information

Location: Clarksville, Tenn.
 Enrollment: 10,723
 Founded: 1927
 Nickname: Governors
 Colors: Red and White
 President: Dr. Alisa White
 Athletic Director: Gerald Harrison
 Stadium (Capacity): Fortera Stadium (8,000)
 Surface: FieldTurf XT
 Twitter: @LetsGoPeay, @AustinPeayFB

Media Relations

Football Contact: Stefan Nolet
 Office Phone: (931) 221-6562
 Cell Phone: (318) 294-4074
 Fax: (931) 221-7562
 Email: nolets@apsu.edu
 Web site: www.LetsGoPeay.com
 Press Box Phone: (931) 221-7191

Team Information

Offense: Spread
 Defense: 4-2-5
 Lettermen Returning/Lost: 52/26
 Offensive Starters Returning: 6
 Defensive Starters Returning: 4
 Specialist Starters Returning: 2
 2018 Record/OVC Record (Finish): 5-6/3-5 (6th/tied)
 Postseason: none

All-Time Record/OVC Record: 288-541-16 (.350)/107-225-2 (.323)
 Joined OVC: 1963 (was not a member from 1997-06)
 OVC Championships (Last): 1 (1977)
 NCAA FCS Playoff Appearances (Last): 0

PRESEASON DEPTH CHART

OFFENSE

WR	7	Kadeem Goulbourne	6-4	211	Sr.
	1	Keenan Barnes	6-3	28	Sr.
WR	11	DeAngelo Wilson	5-10	160	Jr.
	8	Josh Alexander	5-9	184	Sr.
	OR 12	Jay Parker	5-5	149	So.
OT	77	Kyle Anderton	6-3	302	Sr.
	57	Garrett Bell	6-5	270	R-Fr.
OG	72	Hunter Schmeisser	6-4	309	Sr.
	58	Darion DeBrossard	6-4	295	Sr.
C	59	Blake Mitchell	6-1	308	Jr.
	51	Colby McKee	6-5	265	So.
OG	63	Bucky Williams	6-2	280	R-Fr.
	53	Jake Kilby	6-5	300	So.
OT	54	Seth Johnson	6-5	317	So.
	55	Caleb Florence	6-3	243	Jr.
QB	6	Jeremiah Oatsvall	6-1	200	Jr.
	3	JaVaughn Craig	6-2	210	Sr.
RB	5	Kentel Williams	6-0	190	Sr.
	21	Ahmaad Tanner	6-0	200	Jr.
	OR 4	Prince Momodu	6-0	204	Sr.
TE	9	Elijah Brown	6-3	250	Jr.
	18	Trey Pruitt	6-5	211	Jr.
WR	10	Gorel Soumare	6-3	210	Jr.
	2	Baniko Harley	6-1	181	Jr.

DEFENSE

DE	91	Matthew Gayle	6-5	237	Jr.
	48	Shaun Whittinghill	6-3	255	Sr.
DT	90	John Wesley Whiteside	6-1	325	Jr.
	94	Josephus Smith	5-9	285	Jr.
NG	52	Mason Harwell	6-2	289	So.
	96	Marquise Griffin	6-3	320	Sr.
BUCK	93	Kwame Sutton	6-1	233	So.
	57	Devin Burns	6-1	250	Fr.
WB	38	Jack McDonald	6-0	210	So.
	33	Cameron Miller	6-0	220	Jr.
MB	5	Pat Walker	6-0	219	Sr.
	4	Chris Hopkins	6-1	205	Sr.
NICK	13	Kordell Jackson	6-0	163	Jr.
	10	Rodney Saulsberry Jr.	5-10	180	Sr.
CB	16	James Tobin	5-11	180	Jr.
	9	Trent Taylor	6-1	176	Sr.
CB	1	Erskine Francis	6-0	175	Jr.
	7	Rashon Davis	6-0	175	Jr.
FS	26	Juantarius Bryant	5-11	205	Sr.
	20	Evan Beddoe	6-2	205	So.
SS	8	Isaiah Norman	5-11	201	So.
	14	Tyriq Arties	6-0	185	So.

SPECIAL TEAMS

PK	37	Logan Birchfield	5-11	183	Sr.
	11	Cole Phillips	6-2	210	Jr.
P	39	Devin Stuart	5-10	160	Sr.
	25	Cole Phillips	6-2	210	Jr.
LS	47	Nic Screnock	5-10	219	So.
	85	Sam Wiesbrooke	6-6	200	Fr.
KR	5	Kentel Williams	6-0	190	Sr.
	8	Josh Alexander	5-9	184	Sr.
PR	11	DeAngelo Wilson	5-10	160	Jr.
	20	Evan Beddoe	6-2	205	So.

Returning Starters in Bold

Key Losses

WR	DJ Montgomery	42 catches, 797 yards, 10 TDs
LB	Gunnar Scholoto	109 tackles, 11.5 TFL, 3.5 sacks
DB	Malik Davis	78 tackles, 5.0 TFL, 4 interceptions

PLAYERS TO WATCH



KENTEL WILLIAMS

Senior • Running Back
6-0 • 190 • Knoxville, Tenn.

Led the Govs, averaging 7.99 yards per carry on the season, and was named third-team FCS All-America by the Associated Press as an all-purpose player... The Govs leading rusher, carried the ball 104 times for 831 yards and a team-leading seven rushing touchdowns in nine games... Returned 24 kickoffs for 547 yards and caught 17 passes for 127 yards and a score to finish with 1,510 all-purpose yards – the sixth-highest single-season total at APSU... Led the OVC and finished third in the country averaging 167.78 all-purpose yards per game... Racked up 181 rushing yards and tied his career-high with three rushing touchdowns on just eight carries at Morehead State (Sept. 15).



JUANTARIUS BRYANT

Senior • Defensive Back
5-10 • 205 • Nashville, Tenn.

The 2018 season started with a surprise, as former Ohio State Buckeye great Maurice Clarett – while speaking to the team – announced that Bryant, a walk-on, had earned a scholarship... Played in all 11 games and started the final seven of the season... Finished third on the team with 65 total tackles en route to being named second-team All-OVC... Had season-high 12 tackles at Southeast Missouri (Oct. 13), and racked up 11 stops in the season finale against Murray State... Finished the year with 2.5 tackles for loss... Had seven tackles and forced a fumble against Tennessee State (Oct. 6), then proposed to his now-fiancée on the field after the victory.

TEAM NOTES

- The Govs offense reached new heights in 2018, setting program records for most points (340), touchdowns scored (47), points per game (30.9), yards per game (419.0), yards per play (6.19) and yards per rush (5.39).

- For the third consecutive season and just the fourth time in school history, the Govs' offense eclipsed the 4,000-yard plateau, racking up 4,609 yards.

- The Govs led the OVC and ranked 16th in the FCS, averaging 237.5 rushing yards per game.

- The Governors set an OVC record when they put up 78 points against Morehead State, marking the largest point total an OVC member has scored against a Division I opponent. They also set program records in touchdowns (11) and yards of offense (758) against the Eagles.

- In a home matchup against Tennessee State, Austin Peay set a program record as 12,201 fans packed into Fortera Stadium for the Govs' 49-34 victory against the Tigers. The 49 points scored was the most for the Govs in the rivalry and the most in an OVC game since 1996.

- Quarterback Jeremiah Oatsvall set the program record with 26 touchdowns responsible for (20 passing, six rushing). He finished first in the OVC and 4th nationally averaging 15.68 yards per completion. He set the program record with a 142.8 pass efficiency rating, and his 7.51 yards of total offense per play set an APSU high mark.



OHIO VALLEY CONFERENCE



NUMERICAL ROSTER

No.	Name	Pos.	Ht.	Wt.	Yr.	Hometown (Last School)
1	Keenan Barnes	WR	6-3	208	R-Sr.	Madison, Miss. (Louisiana-Lafayette)
1	Erskine Francis	DB	6-0	175	R-Jr.	New Orleans, La. (Fort Scott CC)
2	Baniko Harley	WR	6-1	181	Jr.	Birmingham, Ala. (Ramsay HS)
3	JaVaughn Craig	QB	6-2	210	Sr.	Chattanooga, Tenn. (McCallie HS)
4	Chris Hopkins	LB	6-1	205	Sr.	Brentwood, Tenn. (Brentwood Academy)
4	Prince Momodu	RB	6-0	204	Sr.	Brentwood, Tenn. (Brentwood Academy)
5	Kentel Williams	RB	6-0	190	Sr.	Knoxville, Tenn. (Fulton HS)
5	Pat Walker	LB	6-0	219	R-Sr.	Hattiesburg, Miss. (East Central CC)
6	Elijah Shepard	LB	6-0	200	R-Jr.	Pell City, Ala. (Pell City HS)
6	Jeremiah Oatsvall	QB	6-1	200	Jr.	Brentwood, Tenn. (Brentwood Academy)
7	Kadeem Goulbourne	WR	6-4	211	Sr.	Weston, Fla. (Iowa Western CC)
7	Rashon Davis	DB	6-0	175	R-Jr.	St. Louis, Mo. (Eastern Michigan)
8	Josh Alexander	WR	5-9	184	Sr.	Norcross, Ga. (Norcross HS)
8	Isaiah Norman	DB	6-1	201	R-So.	Memphis, Tenn. (Cordova HS)
8	Justin Gibbs	WR	6-1	214	R-So.	Grovetown, Ga. (Ball State)
9	Elijah Brown	TE	6-3	246	Jr.	Morristown, Tenn. (Morristown West HS)
10	Rodney Saulsberry Jr.	DB	5-10	180	Sr.	Memphis, Tenn. (Whitehaven HS)
10	Gorel Soumare	WR	6-3	210	R-Jr.	Dandridge, Tenn. (Jefferson County HS)
11	DeAngelo Wilson	WR	5-8	165	Jr.	Bowling Green, Ky. (Bowling Green HS)
12	Johnathon Edwards	DB	6-2	180	Sr.	Philadelphia, Miss. (NE Mississippi CC)
12	Jay Parker	WR	5-5	149	So.	Nashville, Tenn. (Pearl-Cohn HS)
13	Kordell Jackson	DB	5-11	163	Jr.	Birmingham, Ala. (Ramsay HS)
13	Darius Nalls	WR	6-2	188	So.	Fayette, Ala. (Fayette County HS)
14	Tyriq Arties	DB	6-0	185	Jr.	St. Louis, Mo. (Nebraska-Kearney)
14	Bryce Robinson	QB	5-11	190	Fr.	Clarksville, Tenn. (Clarksville Academy)
15	Kam Williams	QB	6-2	190	R-So.	Memphis, Tenn. (Southwind HS)
16	James Tobin	DB	5-11	180	Jr.	Louisville, Ky. (Desales HS)
16	Drew Harris	QB	6-3	200	So.	Camden, N.J. (Dodge City CC)
18	Trey Pruitt	TE	6-5	211	Jr.	Mount Juliet, Tenn. (Mount Juliet HS)
18	Jariel Wilson	RB	5-9	188	Fr.	Franklin, Tenn. (Centennial HS)
19	Coreon Jackson	DB	5-11	186	Jr.	Clarksville, Tenn. (Kenwood HS)
19	Justyn Baker	WR	5-9	150	So.	Chattanooga, Tenn. (Notre Dame HS)
20	Evan Beddoe	DB	6-2	205	R-So.	Brentwood, Tenn. (Air Force)
20	Lelan Wilhoite	WR	5-11	185	Fr.	Murfreesboro, Tenn. (Siegel HS)
21	Ahmaad Tanner	RB	6-0	200	Jr.	Dalton, Ga. (Dalton HS)
22	Trent Taylor	DB	6-1	176	Sr.	Brentwood, Tenn. (Brentwood Academy)
24	Armond Carter Jr.	RB	5-10	185	Sr.	Smyrna, Tenn. (Smyrna HS)
24	Travion Woodard	DB	5-11	180	So.	Springfield, Tenn. (Springfield)
25	JJ Mercer	WR	5-9	160	So.	Nashville, Tenn. (Pearl-Cohn HS)
25	Cole Phillips	K	6-2	210	Jr.	Cairo, Ga. (Cairo HS)
26	Juantarius Bryant	DB	5-10	205	R-Sr.	Nashville, Tenn. (Maplewood HS)
27	DeMilton Rocker	DB	5-11	170	So.	Knoxville, Tenn. (Central HS)
28	JP Batarseh	WR	5-8	160	R-So.	Franklin, Tenn. (Franklin HS)
28	Brogan Wilson	RB	5-8	165	Fr.	Brentwood, Tenn. (Franklin Road Academy)
29	Joseph Newberry	DB	6-1	160	Jr.	Memphis, Tenn. (Ridgeway HS)
32	Brandon Lopes	LB	6-2	219	So.	Stockbridge, Ga. (Stockbridge HS)
33	Cameron Miller	LB	6-0	220	Jr.	Odessa, Fla. (Mississippi State)
33	Aquantis Saunders	DB	5-11	180	R-Fr.	Clarksville, Tenn. (Kenwood HS)
34	Caden McKinnis	DL	6-3	272	Fr.	Russellville, Ky. (Logan County HS)
35	Ken Wilson	DB	6-1	200	R-Jr.	Cordova, Tenn. (Mississippi College)
36	Hunter Scholato	LB	6-2	220	R-So.	Hendersonville, Tenn. (Station Camp HS)
37	Logan Birchfield	K	5-11	183	R-Sr.	Elizabethton, Tenn. (Elizabethton HS)
38	Jack McDonald	LB	6-0	210	R-So.	Brentwood, Tenn. (Brentwood Academy)
39	Devin Stuart	P	5-10	160	R-Sr.	Kingsport, Tenn. (Dobyns-Bennett HS)
40	Spencer Katoanga	LB	6-0	225	R-So.	Oceanside, Calif. (Palomar College)
41	Darryl Rogan	DL	6-3	225	Fr.	Nashville, Tenn. (Pearl-Cohn HS)
42	JaQuan Foote	LB	6-0	220	Fr.	Opelika, Ala. (Opelika HS)
45	Lennon Harris III	DB	5-10	160	R-Fr.	Smyrna, Tenn. (Smyrna HS)
46	Cameron Bailey	DL	6-3	255	Fr.	Silver Spring, Md. (DeMatha Catholic HS)
47	Nic Srenock	LS	5-10	215	R-So.	Mt. Juliet, Tenn. (Wilson Central HS)
48	Shaun Whittinghill	DL	6-3	259	R-Sr.	Louisville, Ky. (Moore Traditional School)
49	Lorenzo Frazier	DB	5-9	190	So.	Brighton, Tenn. (Brighton HS)
51	Colby McKee	OL	6-5	265	R-So.	Georgetown, Ky. (Scott County HS)
52	Mason Harwell	DL	6-2	289	R-So.	Memphis, Tenn. (Harding Academy HS)
53	Jake Kilby	OL	6-5	300	So.	Oakdale, Tenn. (Coalfield HS)
54	Seth Johnson	OL	6-5	310	R-So.	Olive Branch, Miss. (Lewisburg HS)
55	Caleb Florence	OL	6-3	243	Jr.	Opelika, Ala. (Opelika HS)
56	Jamir Best	DL	6-2	270	Fr.	Fort Valley, Ga. (Peach County HS)
57	Garrett Bell	OL	6-5	270	So.	Birmingham, Ala. (Briarwood Christian School)
58	Darion DeBrossard	OL	6-4	295	R-Sr.	Snellville, Ga. (Vanderbilt)
59	Blake Mitchell	OL	6-1	308	Jr.	Brentwood, Tenn. (Mississippi State)
63	Bucky Williams	OL	6-2	280	So.	Ringgold, Ga. (Ringgold HS)
65	Nate Wellington	OL	6-3	350	Jr.	Lawrenceville, Ga. (Georgia Military Academy)
66	Bryan McCann	OL	6-5	315	Sr.	Yorba Linda, Calif. (Golden West College)
68	Gavin Campbell	OL	6-5	285	Fr.	Southaven, Miss. (DeSoto Central HS)
71	Jacob Caughell	OL	6-0	250	Fr.	Apopka Fla. (Apopka HS)
72	Hunter Schmeisser	OL	6-4	309	R-Sr.	Brentwood, Tenn. (Brentwood HS)
74	Zach Yates	OL	6-2	320	Fr.	Eads, Tenn. (Briarcrest Christian HS)
77	Kyle Anderson	OL	6-4	302	R-Sr.	Gallatin, Tenn. (Vanderbilt)
78	Preston Moody	OL	6-5	275	Fr.	Clarksville, Tenn. (Clarksville Academy)
79	Tristen Pierce	OL	6-4	297	R-Jr.	Ringgold, Ga. (Ringgold HS)
81	Blake Watson	TE	6-2	220	So.	Maryville, Tenn. (Maryville HS)
82	Devyn Bender	WR	6-3	190	Fr.	Clarksville, Tenn. (Clarksville HS)
83	Tyler Gardner	WR	5-10	155	R-So.	Franklin, Tenn. (Page HS)
84	Geordon Pollard	WR	6-2	186	Fr.	Pinson, Ala. (Pinson Valley HS)
85	Sam Wiesbrooke	LS	6-6	200	Fr.	Yorkville, Ill. (Yorkville HS)
86	Corey Simmons	WR	5-7	164	R-Jr.	Nashville, Tenn. (Stratford HS)
88	Dean Powell	DL	6-4	270	Fr.	New Kent, Va. / New Kent HS)
90	John Wesley Whiteside	DL	6-1	325	Jr.	Dalton, Ga. (Dalton HS / Citadel)
91	Matthew Gayle	DL	6-5	237	R-Jr.	Knoxville, Tenn. (Fulton HS)
92	Jaylen Moore	DL	6-2	280	R-Sr.	Chattanooga, Tenn. (Tusculum)
93	Kwame Sutton	DL	6-1	233	So.	Blacksburg, S.C. (Blacksburg HS)
94	Josephus Smith	DL	5-9	285	R-Jr.	Leeds, Ala. (Miles College)
95	Elijah Rawlins	DL	6-3	248	So.	Hopkinsville, Ky. (Hopkinsville HS)
96	Marquise Griffin	DL	6-3	320	Sr.	Carthage, Miss. (East Mississippi CC)
97	David Russell III	DL	6-1	274	Fr.	Nashville, Tenn. (Father Ryan HS)
99	Derreion Greenlee	DL	6-1	284	Fr.	Memphis, Tenn. (Lausanne Collegiate School)
	Devin Burns	DL	6-1	250	Fr.	Somerville, Tenn. (Fayette-Ware HS)
	Nathan Romero	LB	6-3	190	Fr.	Evanston, Ill. (Bergen Catholic HS)
	Jau'Von Young	DL	6-2	210	Fr.	Nashville, Tenn. (Republic HS)

ALPHABETICAL ROSTER

No.	Name	Pos.	Yr.
8	Josh Alexander	WR	Sr.
77	Kyle Anderson	OL	R-Sr.
14	Tyriq Arties	DB	Jr.
46	Cameron Bailey	DL	Fr.
19	Justyn Baker	WR	So.
1	Keenan Barnes	WR	R-Sr.
28	JP Batarseh	WR	R-So.
20	Evan Beddoe	DB	R-So.
57	Garrett Bell	OL	So.
82	Devyn Bender	WR	Fr.
56	Jamir Best	DL	Fr.
37	Logan Birchfield	K	R-Sr.
9	Elijah Brown	TE	Jr.
26	Juantarius Bryant	DB	R-Sr.
	Devin Burns	DL	Fr.
68	Gavin Campbell	OL	Fr.
24	Armond Carter Jr.	RB	Sr.
71	Jacob Caughell	OL	Fr.
3	JaVaughn Craig	QB	Sr.
7	Rashon Davis	DB	R-Jr.
58	Darion DeBrossard	OL	R-Sr.
12	Johnathon Edwards	DB	Sr.
55	Caleb Florence	OL	Jr.
42	JaQuan Foote	LB	Fr.
1	Erskine Francis	DB	R-Jr.
49	Lorenzo Frazier	DB	So.
83	Tyler Gardner	WR	R-So.
91	Matthew Gayle	DL	R-Jr.
8	Justin Gibbs	WR	R-So.
7	Kadeem Goulbourne	WR	Sr.
99	Derreion Greenlee	DL	Fr.
96	Marquise Griffin	DL	Sr.
2	Baniko Harley	WR	Jr.
16	Drew Harris	QB	So.
45	Lennon Harris III	DB	R-Fr.
52	Mason Harwell	DL	R-So.
4	Chris Hopkins	LB	Sr.
19	Coreon Jackson	DB	Jr.
13	Kordell Jackson	DB	Jr.
54	Seth Johnson	OL	R-So.
50	Spencer Katoanga	LB	R-So.
53	Jake Kilby	OL	So.
32	Brandon Lopes	LB	So.
66	Bryan McCann	OL	Sr.
38	Jack McDonald	LB	R-So.
51	Colby McKee	OL	R-So.
34	Caden McKinnis	DL	Fr.
25	JJ Mercer	DB	So.
33	Cameron Miller	LB	Jr.
59	Blake Mitchell	OL	Jr.
4	Prince Momodu	RB	Fr.
78	Preston Moody	OL	Sr.
92	Jaylen Moore	DL	R-Sr.
13	Darius Nalls	WR	So.
29	Joseph Newberry	DB	Jr.
8	Isaiah Norman	DB	R-So.
6	Jeremiah Oatsvall	QB	Jr.
12	Jay Parker	WR	So.
25	Cole Phillips	K	Jr.
79	Tristen Pierce	OL	R-Jr.
84	Geordon Pollard	WR	Fr.
88	Dean Powell	DL	Fr.
18	Trey Pruitt	TE	Jr.
95	Elijah Rawlins	DL	So.
14	Bryce Robinson	QB	Fr.
27	DeMilton Rocker	DB	So.
41	Darryl Rogan	DL	Fr.
	Nathan Romero	LB	Fr.
97	David Russell III	DL	Fr.
10	Rodney Saulsberry Jr.	DB	Sr.
33	Aquantis Saunders	DB	R-Fr.
72	Hunter Schmeisser	OL	R-Sr.
36	Hunter Scholato	LB	R-So.
47	Nic Srenock	LS	R-So.
6	Elijah Shepard	LB	R-Jr.
86	Corey Simmons	WR	R-Jr.
94	Josephus Smith	DL	R-Jr.
10	Gorel Soumare	WR	R-Jr.
39	Devin Stuart	P	R-Sr.
93	Kwame Sutton	DL	So.
21	Ahmaad Tanner	RB	Jr.
22	Trent Taylor	DB	Sr.
16	James Tobin	DB	Jr.
5	Pat Walker	LB	R-Sr.
81	Blake Watson	TE	So.
65	Nate Wellington	OL	Jr.
90	John Whiteside	DL	Jr.
48	Shaun Whittinghill	DL	R-Sr.
85	Sam Wiesbrooke	LS	Fr.
20	Lelan Wilhoite	WR	Fr.
63	Bucky Williams	OL	So.
15	Kam Williams	QB	R-So.
5	Kentel Williams	RB	Sr.
28	Brogan Wilson	RB	Fr.
11	DeAngelo Wilson	WR	Jr.
18	Jariel Wilson	RB	Fr.
35	Ken Wilson	DB	R-Jr.
24	Travion Woodard	DB	So.
74	Zach Yates	OL	Fr.
	Jau'Von Young	DL	Fr.



Hudspeth was named Austin Peay's 20th head football coach on December 11, 2018. He spent the 2018 season as Associate Head Coach at Mississippi State and was previously the head coach at North Alabama and Louisiana.

MARK HUDSPETH

HEAD COACH

1ST SEASON (15TH OVERALL)

95-59 CAREER RECORD

0-0 AT AUSTIN PEEAY

Birthdate: November 10, 1968
Hometown: Louisville, Mississippi
College: Delta State, 1992 (Health and Education)
Family: Wife - Tyla
 Children - Gunner, Captain, Major, Rocky, Carley

Career Record		Overall	Conf. (Finish)
Year	School		
2002	North Alabama	4-7	3-6 (8th-t)
2003	North Alabama	13-1	9-0 (1st)
2004	North Alabama	5-5	4-5 (6th-t)
2005	North Alabama	11-3	7-2 (2nd-t)
2006	North Alabama	11-1	8-0 (1st)
2007	North Alabama	10-2	7-1 (2nd-t)
2008	North Alabama	12-2	7-1 (2nd)
2011	Louisiana	1-4*	1-2 (n/a)
2012	Louisiana	5-4*	4-2 (n/a)
2013	Louisiana	1-4*	0-2 (n/a)
2014	Louisiana	7-4*	5-1 (n/a)
2015	Louisiana	4-8	3-5 (5th-t)
2016	Louisiana	6-7	5-3 (5th)
2017	Louisiana	5-7	4-4 (5th-t)

* Indicates 22 total victories that were later vacated; on-field career record is 117-59.

CAREER HIGHLIGHTS

- Prior to taking over at Austin Peay, spent the 2018 season as Associate Head Coach and tight ends coach at Mississippi State. The Bulldogs finished 8-4 and were No. 18 in the College Football Playoff poll. He was also an assistant with MSU in 2009-10.
- Spent seven years as head coach with the Louisiana Ragin' Cajuns (2011-17). On the field the team was 9-4 in each of his first four seasons and victories in the New Orleans Bowl in each of those years. The 2011 New Orleans Bowl win was the program's first bowl appearance since 1970.
- Team won Sun Belt Champions in 2013 and finished as the runner-up in each 2012 and 2014.
- Hudspeth got his head coaching start at then Division II North Alabama, compiling a 66-21 record (44-15 Gulf South Conference) mark from 2002-08. His team played in five NCAA Division II Playoffs, advancing to the semifinals three times (2003, 2005, 2008).
- His first coaching job was as a graduate assistant at Central Arkansas in 1992-93 and later as a full-time assistant with the program in 1998. Hudspeth also served as an assistant coach at Nicholls State (1994-95), Delta State (1999-00) and Navy (2001).
- Hudspeth was the head coach at his high school alma mater of Winston Academy in Louisville, Mississippi in 1997 and 1998. He led the team (who had one win in the two seasons prior to his arrival) to a 25-1 record during his tenure and the 1997 Mississippi Private School Association Class A state championship.
- Hudspeth is one of several current/former Division I head coach from Louisville, Mississippi (population 6,200) including Andy Kennedy (former Ole Miss MBB coach), Matthew Mitchell (Kentucky WBB coach) and Kim Rosamond (Tennessee Tech WBB coach).
- Hudspeth was a four-year letterwinner at Delta State where he was a starting safety for two years before moving to starting quarterback for his final year.

ASSISTANT COACHES

- Associate Head Coach/Defensive Line:** Marquase Lovings
 Alma Mater:.....Howard, 2006 (1st season)
- Offensive Coordinator/Quarterbacks:** Tim Zetts
 Alma Mater:.....Akron, 2009 (1st season)
- Defensive Coordinator/Linebackers:** Mark Powell
 Alma Mater:.....Lafayette, 2014 (1st season)
- Co-Defensive Coordinator/Secondary:** Dominique Bowman
 Alma Mater:.....Lambuth, 2008 (1st season)
- Wide Receivers:** Chad Bumphis
 Alma Mater:.....Mississippi State, 2013 (1st season)
- Running Backs:** Craig Candeto
 Alma Mater:.....U.S. Naval Academy, 2004 (2nd season)
- Offensive Line:** Eddy Morrissey
 Alma Mater:.....Plymouth State College, 1994 (1st season)
- Nickels:** Keith Scott
 Alma Mater:.....Arkansas-Pine Bluff, 2005 (1st season)
- Assistant Defensive Line:** Kevon Beckwith
 Alma Mater:.....Louisiana-Lafayette, 2015 (1st season)
- Director of Football Operations:** Jordan Frazier
 Alma Mater:.....Mississippi State, 2014 (1st season)
- Director of Recruiting:** Spencer Grubbs
 Alma Mater:.....Tennessee, 2017 (1st season)



OHIO VALLEY CONFERENCE



2018 TEAM STATISTICS

	<u>APSU</u>	<u>Opponent</u>				
SCORING	340	337				
Points Per Game	30.9	30.6				
FIRST DOWNS	209	225				
Rushing	121	100				
Passing	71	101				
Penalty	17	24				
RUSHING YARDAGE	2613	1900				
Yards Gained Rushing	2922	2157				
Yards Lost Rushing	309	257				
Rushing Attempts	485	448				
Average Per Rush	5.4	4.2				
Average Per Game	237.5	172.7				
TDs Rushing	24	19				
PASSING YARDAGE	1996	2328				
Comp-Att-Int	132-259-11	194-356-12				
Average Per Pass	7.7	6.5				
Average Per Catch	15.1	12.0				
Average Per Game	181.5	211.6				
TDs Passing	22	21				
TOTAL OFFENSE	4609	4228				
Total Plays	744	804				
Average Per Play	6.2	5.3				
Average Per Game	419.0	384.4				
TIME OF POSSESSION/GAME	27:59	31:33				
3RD DOWN CONVERSIONS	48/148	66/164				
3rd-Down Pct.	32%	40%				
4TH DOWN CONVERSIONS	7/21	9/18				
4th-Down Pct.	33%	50%				
RED-ZONE SCORES	29-36 (81%)	38-46 (83%)				
RED-ZONE TOUCHDOWNS	36-36 (72%)	29-46 (63%)				
PAT-ATTEMPTS	41-43 (95%)	38-41 (93%)				
ATTENDANCE	37,810	128,202				
Games/Avg. Per Game	5/7,562	6/21,367				
Neutral Site Games	-	0/0				
SCORE BY QUARTERS	1st	2nd	3rd	4th	OT	Total
Austin Peay	78	96	84	82	-	340
Opponents	74	92	82	89	-	337

2018 INDIVIDUAL STATISTICS

RUSHING						
<u>Player</u>	<u>G</u>	<u>Att.</u>	<u>Yds.</u>	<u>Avg.</u>	<u>TD</u>	<u>Yds./G</u>
Kentel Williams	9	104	831	8.0	7	92.3
Jeremiah Oatsvall	11	85	517	6.1	6	47.0
Ahmaad Tanner	10	76	339	4.5	1	33.9
Tre Nation	9	86	335	3.9	3	37.2
Prince Momodu	11	48	293	6.1	5	26.6
PASSING						
<u>Player</u>	<u>G</u>	<u>Comp.-Att.</u>	<u>Pct.</u>	<u>Yds.</u>	<u>TD/Int.</u>	<u>Avg.</u>
Jeremiah Oatsvall	11	104-201	51.7	1631	20/10	148.3
JaVaughn Craig	6	28-53	52.8	365	2	60.8
RECEIVING						
<u>Player</u>	<u>G</u>	<u>No.</u>	<u>Yds.</u>	<u>Avg.</u>	<u>TD</u>	<u>Yds./G</u>
DJ Montgomery	11	42	797	19.0	10	72.5
DeAngelo Wilson	11	28	478	17.1	7	43.5
Kentel Williams	9	17	127	7.5	1	14.1
Baniko Harley	10	8	182	22.8	2	18.2
Tre Nation	9	8	123	15.4	1	13.7
SCORING						
<u>Player</u>	<u>G</u>	<u>TD</u>	<u>Xpt.</u>	<u>FG</u>	<u>Pts.</u>	<u>Pts./G</u>
DJ Montgomery	11	10	-	-	60	5.5
Logan Birchfield	11	0	41-43	5-7	56	5.1
Kentel Williams	9	8	-	-	48	5.3
DeAngelo Wilson	11	7	-	-	42	3.8
Jeremiah Oatsvall	11	6	-	-	36	3.3
TACKLES						
<u>Player</u>	<u>G</u>	<u>Solo</u>	<u>Asst.</u>	<u>Total</u>	<u>TFL</u>	<u>Sacks</u>
Gunnar Scholato	11	54	55	109	11.5	3.5
Malik Davis	11	46	32	78	5.0	0
Juantarius Bryant	11	35	30	65	2.5	0
Pat Walker	11	23	30	53	4.0	0
Nate Howard	11	23	27	50	10.5	3.5
INTERCEPTIONS						
<u>Player</u>	<u>G</u>	<u>No.</u>	<u>Yds.</u>	<u>Avg.</u>	<u>TD</u>	<u>PBU</u>
Malik Davis	11	4	10	2.5	0	4
Trent Taylor	11	2	86	43.0	1	7
Keawvis Cummings	11	2	0	0.0	0	12
Kordell Jackson	10	2	15	7.5	0	5

Returning Players in Bold



2018 SCHEDULE AND RESULTS

<u>Date</u>	<u>Opponent</u>	<u>Result</u>	<u>Attendance</u>
9/1	at #3 Georgia	L, 0-45	92,746
9/8	Presbyterian	W, 24-0	5,166
9/15	at Morehead State	W, 78-40	5,955
9/22	at UT Martin*	L, 7-37	1,497
9/29	at #8 Jacksonville State*	L, 32-48	19,388
10/6	Tennessee State*	W, 49-34	12,201
10/13	at Southeast Missouri*	L, 27-31	6,647
10/27	Tennessee Tech*	W, 41-10	7,236
11/3	Eastern Kentucky*	L, 13-17	6,094
11/10	at Eastern Illinois*	L, 21-52	2,149
11/17	Murray State*	W, 48-23	7,113

* - Ohio Valley Conference Contest
Home Games in Bold



OHIO VALLEY CONFERENCE



TEAM RECORDS

INDIVIDUAL RUSHING

Most Attempts

Game: 47 - Jay Bailey vs. Ky. Wesleyan (2002)
 Season: 319 - Jay Bailey (2002)
 Career: 935 - Chris Fletcher (2004-07)

Most Yards

Game: 244 - Floyd Jones vs. Morehead St. (1981)
 Season: 1,687 - Jay Bailey (2002)
 Career: 4,688 - Chris Fletcher (2004-07)

INDIVIDUAL PASSING

Most Attempts

Game: 59 - Brian Baker vs. Virginia-Wise (1999)
 Season: 421 - Brian Baker (1999)
 Career: 1,063 - Jesse Kellogg (2002-05)

Most Completions

Game: 40 - Brian Baker vs. Virginia-Wise (1999)
 Season: 247 - Brian Baker (1999)
 Career: 504 - Jesse Kellogg (2002-05)

Most Yards

Game: 438 - Brian Baker vs. Virginia-Wise (1999)
 Season: 2,809 - Brian Baker (1999)
 Career: 5,587 - Brian Baker (1998-01)

INDIVIDUAL RECEIVING

Most Receptions

Game: 20 - Harold Roberts vs. Murray State (1969)
 Season: 77 - Lanis Frederick (2006)
 Career: 232 - Harold Roberts (1967-70)

Most Receiving Yards

Game: 252 - Harold Roberts vs. Murray State (1969)
 Season: 1,101 - Lanis Frederick (2006)
 Career: 3,005 - Harold Roberts (1967-70)

YEAR-BY-YEAR RESULTS

YEAR	ALL	OVC	COACH	YEAR	ALL	OVC	COACH
1930	3-4-1	--	Scott Alden	1975	3-8	3-4	J. Bushofsky
1931	3-2-2	--	Scott Alden	1976	5-6	3-4	J. Bushofsky
1932	3-2-2	--	Scott Alden	1977	8-3	6-1	Boots Donnelly
1933	No Games Played			1978	6-4	3-3	Boots Donnelly
1934	No Games Played			1979	7-4	2-4	Watson Brown
1935	No Games Played			1980	7-4	5-2	Watson Brown
1936	2-5	--	Fred T. Brown	1981	5-5	3-5	Emory Hale
1937	2-6	--	Fred T. Brown	1982	3-7	2-5	Emory Hale
1938	3-5-1	--	Fred T. Brown	1983	6-5	3-4	Emory Hale
1939	4-5	--	Fred T. Brown	1984	7-4	4-3	Emory Hale
1940	4-7	--	Fred T. Brown	1985	5-6	2-5	Emory Hale
1941	4-5	--	Fred T. Brown	1986	5-6	3-4	Emory Hale
1942	No Games Played			1987	2-9	1-5	Emory Hale
1943	No Games Played			1988	3-8	2-4	Paul Brewster
1944	No Games Played			1989	1-10	1-5	Paul Brewster
1945	No Games Played			1990	0-11	0-6	John Palermo
1946	5-4	--	David Aaron	1991	5-6	3-4	Roy Gregory
1947	3-6-1	--	David Aaron	1992	3-8	2-6	Roy Gregory
1948	8-2	--	David Aaron	1993	1-10	0-8	Roy Gregory
1949	8-2	--	David Aaron	1994	4-7	3-5	Roy Gregory
1950	5-2-1	--	David Aaron	1995	3-8	2-6	Roy Gregory
1951	1-8-1	--	David Aaron	1996	1-10	1-7	Roy Gregory
1952	7-2-1	--	David Aaron	1997	0-10	--	Bill Schmitz
1953	4-4	--	David Aaron	1998	4-7	--	Bill Schmitz
1954	3-5-2	--	David Aaron	1999	3-8	--	Bill Schmitz
1955	2-7-1	--	Ken Cooper	2000	2-9	--	Bill Schmitz
1956	5-6	--	Ken Cooper	2001	3-7	--	Bill Schmitz
1957	4-6	--	Ken Cooper	2002	7-5	--	Bill Schmitz
1958	3-7	--	Earl Gartman	2003	4-7	--	Carroll McCray
1959	1-9	--	Earl Gartman	2004	2-9	--	Carroll McCray
1960	2-8	--	Art Van Tone	2005	2-9	--	Carroll McCray
1961	2-8	--	Art Van Tone	2006	3-8	--	Carroll McCray
1962	0-10	--	Art Van Tone	2007	7-4	5-3	Rick Christophel
1963	1-9	0-7	Bill Dupes	2008	2-9	2-6	Rick Christophel
1964	8-1-1	5-1-1	Bill Dupes	2009	4-7	3-5	Rick Christophel
1965	8-1	6-1	Bill Dupes	2010	2-9	1-7	Rick Christophel
1966	6-4	4-3	Bill Dupes	2011	3-8	2-6	Rick Christophel
1967	2-8	2-5	Bill Dupes	2012	2-9	1-7	Rick Christophel
1968	5-5	3-4	Bill Dupes	2013	0-12	0-8	Kirby Cannon
1969	2-7-1	2-5	Bill Dupes	2014	1-11	1-7	Kirby Cannon
1970	3-7	2-5	Bill Dupes	2015	0-11	0-8	Kirby Cannon
1971	2-8	1-6	Bill Dupes	2016	0-11	0-8	Will Healy
1972	3-8	1-6	Bill Dupes	2017	8-4	7-1	Will Healy
1973	2-8	1-6	J. Bushofsky	2018	5-6	3-5	Will Healy
1974	3-7-1	1-5-1	J. Bushofsky				

OVC Championships (1)

1977

NCAA FCS Playoff Appearances

none



Terrence Holt (2007-10) finished his career as the NCAA all-time leader (all divisions) in kickoff returns (191) and kickoff yards (4,683). He is also the only player with four 1,000+ yard kick return seasons.

ALL-TIME COACHES

Coach	Years	Overall Record	OVC Record	OVC Titles	Playoff Appearances
Scott Alden	1930-32	9-8-5 (.523)	-	-	-
Fred D. Brown	1936-41	19-33-1 (.368)	-	-	-
David B. Aaron	1946-54	44-35-6 (.553)	-	-	-
Ken Cooper	1955-57	11-19-1 (.371)	-	-	-
Earl Gartman	1958-59	4-16 (.200)	-	-	-
Art Van Tope	1960-62	4-26 (.133)	-	-	-
Bill Dupes	1963-72	40-58-2 (.410)	26-43-1 (.379)	0	-
Jack Bushofsky	1973-76	13-29-1 (.314)	8-19-1 (.304)	0	0
James "Boots" Donnelly	1977-78	14-7 (.667)	9-4 (.692)	1	0
Watson Brown	1979-80	14-8 (.634)	7-6 (.538)	0	0
Emory Hale	1981-87	33-42 (.440)	18-31 (.367)	0	0
Paul Brewster	1988-89	4-18 (.182)	3-9 (.250)	0	0
John Palermo	1990	0-11 (.000)	0-6 (.000)	0	0
Roy Gregory	1991-96	17-49 (.258)	11-36 (.234)	0	0
Bill Schmitz	1997-02	19-46 (.292)	-	-	-
Carroll McCray	2003-06	11-33 (.250)	-	-	-
Rick Christophel	2007-12	20-46 (.303)	14-36 (.280)	0	0
Kirby Cannon	2013-15	1-34 (.029)	1-23 (.042)	0	0
Will Healy	2016-18	13-21 (.382)	10-14 (.417)	0	0



O'Brien Field (10,000) - Opened in 1970.



EASTERN ILLINOIS PANTHERS




Dr. David M. Glassman
President



Tom Michael
Athletics Director



Rich Moser
Football Contact



Adam Cushing
Head Coach

2019 SCHEDULE

Aug. 29	at Chattanooga	6:00 p.m.
	<i>First meeting</i>	
Sept. 7	at Indiana (Big Ten Network)	2:30 p.m.
	<i>First meeting</i>	
Sept. 14	Illinois State (ESPN+)	2:00 p.m.
	<i>Illinois State leads 56-42-9; Last Meeting: ISU won 48-10 (9/8/18)</i>	
Sept. 21	at Indiana State	12:00 p.m.
	<i>Eastern Illinois leads 43-38-4; Last Meeting: ISU won 55-41 (9/15/18)</i>	
Sept. 28	Tennessee Tech* (ESPN3)	4:00 p.m.
	<i>Eastern Illinois leads 19-6; Last Meeting: EIU won 52-38 (9/29/18)</i>	
Oct. 5	at Murray State* (ESPN+)	1:00 p.m.
	<i>Eastern Illinois leads 19-15; Last Meeting: MSU won 48-41 (10/6/18)</i>	
Oct. 12	Jacksonville State* (ESPN+)	12:00 p.m.
	<i>Jacksonville State leads 10-6; Last Meeting: JSU won 49-22 (10/13/18)</i>	
Oct. 19	at UT Martin* (ESPN+)	2:00 p.m.
	<i>Eastern Illinois leads 15-9; Last Meeting: EIU won 24-21 (10/20/18)</i>	
Oct. 26	Eastern Kentucky* (HC) (ESPN+)	2:00 p.m.
	<i>Eastern Kentucky leads 14-11; Last Meeting: EKU won 31-23 (10/27/18)</i>	
Nov. 9	at Tennessee State* (ESPN+)	2:00 p.m.
	<i>Eastern Illinois leads 14-8; Last Meeting: TSU won 41-40 (9/22/18)</i>	
Nov. 16	Southeast Missouri* (ESPN+)	12:00 p.m.
	<i>Eastern Illinois leads 18-8; Last Meeting: SEMO won 38-32 (11/17/18)</i>	
Nov. 23	at Austin Peay* (ESPN+)	2:00 p.m.
	<i>Eastern Illinois leads 15-4; Last Meeting: EIU won 52-21 (11/10/18)</i>	

* Denotes Ohio Valley Conference Matchup

Home Games in Bold HC - Homecoming

All Times Central and Subject to Change

QUICK FACTS

Basic Information

Location: Charleston, Ill.
 Enrollment: 7,415
 Founded: 1895
 Nickname: Panthers
 Colors: Blue, Grey and White
 President: Dr. David M. Glassman
 Athletic Director: Tom Michael
 Stadium (Capacity): O'Brien Field (10,000)
 Surface: Matrix Turf
 Twitter: @EIU_Panthers, @EIUPantherFB

Media Relations

Football Contact: Rich Moser
 Office Phone: (217) 581-7480
 Cell Phone: (217) 508-8317
 Fax: (217) 581-7001
 Email: rmoser@eiu.edu
 Web site: www.EIUPanthers.com
 Press Box Phone: (217) 581-7770

Team Information

Offense: Multiple
 Defense: Multiple
 Lettermen Returning/Lost: 36/27
 Offensive Starters Returning: 3
 Defensive Starters Returning: 7
 Specialist Starters Returning: 1
 2018 Record/OVC Record (Finish): 3-8/3-5 (6th/tie)
 Postseason: none

All-Time Record/OVC Record: 518-530-43 (.495)/113-66 (.631)
 Joined OVC: 1996
 OVC Championships (Last): 7 (2013)
 NCAA FCS Playoff Appearances (Last): 16 (2015)

PRESEASON DEPTH CHART

OFFENSE

WR	5	Matt Reyna	5-8	170	Sr.
	2	DeWayne Cook Jr.	6-2	170	R-Fr.
WR	19	Robbie Lofton II	6-3	180	Jr.
	82	Xander Richards	6-4	185	So.
OT	60	Aaron Miller	6-5	270	Jr.
	66	Drew Walega	6-6	290	Jr.
OG	62	Travis Buckwalter	6-3	340	Jr.
	71	Jose Shachez	6-4	310	So.
C	70	Bryce Coulson	6-3	245	Jr.
	61	Ben Solomon	6-2	290	So.
OG	61	Ben Solomon	6-2	290	So.
	65	Gordon Looper	6-5	330	Sr.
OT	76	Cole Hoover	6-4	250	Jr.
	59	James Ubaika	6-4	280	Jr.
QB	11	Johnathan Brantley	6-1	195	Sr.
	OR 8	Harry Woodbery	6-2	200	Jr.
RB	24	Darshon McCullough	5-9	185	Sr.
	41	Robert Columbus	6-2	195	Sr.
TE	86	James Sheehan	6-3	215	Sr.
	80	Bryce Walker	6-4	215	R-Fr.
WR	83	Teriq Phillips	6-3	185	So.
	81	Jalen Johnson	6-2	185	So.

DEFENSE

DE	50	Sean Williams	6-2	255	Jr.
	54	BJ Ojo	6-3	225	Sr.
DT	91	D'Mitri George	6-3	255	So.
	94	Zavion Moore	6-1	255	R-Fr.
DT	96	Terrell Greer	5-10	310	Sr.
	75	Ronell Deo	6-2	250	Sr.
DE	33	Austin Johnson	6-3	230	So.
	95	Kylan Cole	6-2	270	So.
LB	45	Joe Caputo	6-2	230	Sr.
	54	BJ Ojo	6-3	225	Sr.
LB	51	Dytarious Johnson	6-1	255	Jr.
	7	Iziah Gulley	6-2	190	Jr.
CB	21	Mark Williams	6-0	170	Jr.
	39	DJ Perry	5-10	175	So.
CB	13	Xzavier Shugars	5-10	180	Sr.
	25	Charles Shelton IV	5-11	160	R-Fr.
ROV	6	Edwyn Brown	6-5	185	So.
	20	Marcus Bornslater	6-3	190	So.
FS	4	Raymond Crittenden	6-1	200	Jr.
	29	Jonas Filer	5-9	160	So.
STAR	31	Antonio Crosby	5-10	200	Jr.
	25	Charles Shelton IV	5-11	160	R-Fr.

SPECIAL TEAMS

PK	90	Josh Delgado	5-11	200	So.
P	90	Josh Delgado	5-11	200	So.
LS	69	Stephen Elmore	6-0	195	So.
HO	86	James Sheehan	6-3	215	Sr.
KR	5	Matt Reyna	5-8	170	Sr.
	24	Darshon McCullough	5-9	185	Sr.
PR	5	Matt Reyna	5-8	170	Sr.

Returning Starters in Bold

Key Losses

WR	Alexander Hollins	<i>All-American; 80 catches, 1102 yards, 16 TDs</i>
WR	Aaron Gooch	<i>65 catches, 695 yards, 5 TDs</i>
DE	Levi Watson	<i>55 tackles, 10.0 TFL, 3 sacks</i>
K/P	Nick Bruno	<i>12-14 FGs, 37-40 PATs; 40.4 yards/punt</i>

PLAYERS TO WATCH



JAMES SHEEHAN

Senior • Tight End
6-3 • 215 • Flossmoor, Ill.

Named a second team All-OVC selection at tight end as a junior...Will be playing tight end in third different offensive system this year as one four returning starters on the offensive unit...Ranked third on team in receptions (50), receiving yards (544) and touchdowns (3) last season...Had a season-high eight catches for 84 yards against Tennessee State...Had a season-high 108 receiving yards on six catches at Eastern Kentucky...Was first among OVC tight ends in catches and receiving yards...Also started all 11 games as a sophomore, making 13 catches for 123 yards.



TERRELL GREER

Senior • Defensive Line
5-10 • 310 • Chicago, Ill.

Preseason All-OVC selection...Will be a fourth year starter on the defensive line after joining the team as a recruited walk-on as a freshman...Ranked eighth on the team in tackles (48) including three tackles for loss...Also recovered a fumble...Had eight tackles against Arkansas and UT Martin...As a sophomore started all 11 games and finished with 29 tackles while also blocking a field goal...Had 19 tackles in 11 games as a freshman.

TEAM NOTES

- Adam Cushing was hired as the 25th head coach at Eastern Illinois on Dec. 9, 2018. The long-time assistant coach at Northwestern immediately capitalized on his Illinois connections signing one of the biggest recruiting classes in school history with 26 of the 40 incoming players hailing from the Prairie State.

- Eastern Illinois will feature its third different offensive style in three years and first year offensive coordinator John Kuceyeski will have three veteran quarterbacks to battle for time under center. Johnathan Brantley was an All-OVC Newcomer selection last year setting the EIU and OVC record for consecutive passes without an interception. Harry Woodbery made two starts last year and Scotty Gilkey Jr., started five games two years ago before missing the 2018 season due to injury.

- Eastern Illinois returns a core group of its back seven on defense as the group will be led by linebackers Joe Caputo and Dytarious Johnson. The duo ranked first and second on the team in tackles combining for 164 tackles and 22.5 tackles for loss. Overall EIU returns six of its eight top tacklers from last year with 14 players having started at least one game for the Panthers in 2018.

- Eastern Illinois will induct two OVC record holders as part of its 2019 Athletic Hall of Fame Class when Jimmy Garoppolo and Erik Lora are both honored at the Panthers Sept. 28 game against Tennessee Tech.



OHIO VALLEY CONFERENCE



NUMERICAL ROSTER

No.	Name	Pos.	Ht.	Wt.	Yr.	Hometown (Last School)
2	DeWayne Cooks Jr	WR	6-2	170	R-Fr.	Tulsa, Okla. (Booker T. Washington)
2	JJ Ross	DB	6-2	180	Fr.	West Chester, Ohio (Lakota West)
3	Cornelius Page	DB	6-1	175	R-Sr.	Camden, Ark. (Camden Fairview)
3	Chris Walker	RB	6-1	205	Grad.	Lewisburg, Tenn. (Cornell Univ.)
4	Raymond Crittenden	SAF	6-1	200	R-Jr.	Hallandale, Fla. (Hallandale)
4	Jaelin Hayes-Benefield	RB	5-10	170	Fr.	Pearland, Texas (Pearland)
5	Matt Reyna	WR	5-8	170	Sr.	Kingwood Park, Texas (Navarro JC)
6	Edwyn Brown	DB	6-5	185	R-So.	Belleville, Ill. (Althoff Catholic)
6	Jonah O'Brien	QB	6-3	195	Fr.	Bartlett, Ill. (Bartlett)
7	Iziah Gulley	LB	6-2	190	R-Jr.	Camden, Ark. (Camden Fairview)
8	Harry Woodbery	QB	6-2	200	R-Jr.	The Woodlands, Texas (Navarro JC)
8	Antonio Crosby	SAF	5-10	200	Sr.	Chicago, Ill. (Simeon)
9	Bryce Dewberry	SAF	5-10	180	So.	McDonough, Ga. (Eagles Landing)
9	Isaiah Hill	WR	5-11	180	R-So.	Shorewood, Ill. (South Dakota State Univ.)
11	Johnathan Brantley	QB	6-1	195	Sr.	Houston, Texas (Tulane Univ.)
12	Marques Ray	WR	6-0	180	R-Fr.	Chicago, Ill. (Simeon)
12	Donovan Perkins	DB/WR	5-10	170	Fr.	Winnetka, Ill. (New Trier)
13	Xzavier Shugars	DB	5-10	180	R-Sr.	Chamblee, Ga. (Chamblee)
13	Christiaan Masucci	K/P	5-9	150	Fr.	Wildwood, Mo. (Lafayette)
14	Jaylon Banks	QB	6-1	190	R-So.	Oswego, Ill. (Oswego East)
15	Scotty Gilkey, Jr.	QB	6-4	235	R-Jr.	Tulsa, Okla. (Edison)
16	Joel Barrows	LB	6-3	190	Fr.	Chicago, Ill. (Brooks Prep)
19	Robbie Lofton II	WR	6-3	180	R-Jr.	Lexington, Ky. (Tates Creek)
20	Marcus Bornslater	SAF	6-3	190	R-So.	Crossett, Ark. (Crossett)
21	Mark Williams	DB	6-0	170	R-Jr.	Ft. Lauderdale, Fla. (St. Thomas Aquinas)
22	Courtney Rowell	RB	6-2	195	R-So.	South Bend, Ind. (St. Joseph)
24	Darshon McCullough	RB	5-9	185	Sr.	Chicago, Ill. (Marist)
25	Charles Shelton IV	DB	5-11	160	R-Fr.	Maryland Heights, Mo. (Pattonville)
26	Jordan Jackson	DB	6-0	170	R-Jr.	Blytheville, Ark. (Blytheville)
27	David Hardwick	RB	6-0	195	Fr.	Roselle, Ill. (Lake Park)
28	Skyler Mayes	LB	6-2	220	So.	Paducah, Ky. (McCracken County)
29	Jonas Filer	DB	5-9	160	R-So.	Chicago, Ill. (Chicago Mt. Carmel)
30	Nile Hill	DB	5-11	165	Fr.	Chicago, Ill. (Marist)
31	Anthony Manaves	TE	6-4	230	Fr.	Chicago, Ill. (St. Patrick)
32	Dylan Hughes	DB	5-11	170	Fr.	Milford, Ohio (Milford)
33	Austin Johnson	DL	6-3	230	R-So.	St. Petersburg, Fla. (St. Petersburg)
34	Matt Keys	SB	6-3	235	R-Fr.	Chicago, Ill. (Uplift Community)
35	Eric Johnson	RB	5-11	200	Fr.	Hammond, Ind. (Morton)
36	TJ Davis	DB	5-10	165	Fr.	St. Louis, Mo. (Trinity Catholic)
37	Matt Ross	DB	6-0	185	Fr.	Lombard, Ill. (Montini Catholic)
38	Darius Waddell	SAF	6-0	170	R-Fr.	Sherwood, Ark. (Sylvan)
39	D.J. Perry	DB	5-10	175	R-So.	Aurora, Ill. (Concordia College Chicago)
40	Jordan Williams	DB	5-9	185	Fr.	Oswego, Ill. (Oswego East)
41	Robert Columbus	RB	6-2	195	R-Sr.	Kirkwood, Mo. (Kirkwood)
42	Brandon Guido	DB	5-9	170	Fr.	Aurora, Ill. (Waubonsie Valley)
43	Connor Aldrich	DB	6-0	200	Fr.	Machesney Park, Ill. (Harlem)
44	Nick Stricker	SB	6-2	260	Fr.	Lemont, Ill. (Lemont)
45	Joe Caputo	LB	6-2	230	R-Sr.	Mount Prospect, Ill. (John Hersey)
46	Ameer Aqel	LB	6-2	205	Fr.	Tinley Park, Ill. (Andrew)
47	Anthony Shockey	LB	6-1	220	Fr.	Lombard, Ill. (Glenbard East)
48	Alex Smith	TE	6-2	240	R-Jr.	Pompano Beach, Fla. (Blanche Ely)
49	Grant Edwards	LB	6-1	240	Fr.	Springfield, Ill. (Sacred Heart Griffin)
50	Sean Williams	LB	6-2	225	R-Jr.	Chicago, Ill. (Morgan Park)
51	Dytarious Johnson	LB	6-1	255	Jr.	Prattville, Ala. (Alabama Prep)
52	Jason Johnson	LB	6-2	200	Fr.	Matteson, Ill. (Rich Central)
53	Stone Galloway	K	5-11	170	Fr.	Belleville, Ill. (Althoff Catholic)
54	BJ Ojo	LB	6-3	225	R-Sr.	Houston, Texas (Riverside City College)
55	Charlie Brooks	DL	6-0	230	Fr.	Flossmoor, Ill. (Homewood-Flossmoor)
56	Dominic Moore	DL	6-7	285	Fr.	Chicago, Ill. (Chicago Perspectives Charter)
57	Aaron "Tiger" Woods	DL	6-3	250	R-So.	Chicago, Ill. (Hinsdale South)
58	Anthony Imperio	OL	6-4	250	Fr.	Auburn, Ala. (Auburn)
59	James Ubaikie	OL	6-4	280	R-Jr.	Meriden, Conn. (ND College of Science)
60	Aaron Miller	OL	6-5	270	R-Jr.	Honolulu, Haw. (St. Louis Prep)
61	Ben Solomon	OL	6-2	290	R-So.	Indianapolis, Ind. (Bishop Chatard)
62	Travis Buckwalter	OL	6-3	340	R-Jr.	Freeport, Ill. (Freeport)
64	Jerit Medler	OL	6-2	245	Fr.	Moweaqua, Ill. (Central A&M)
65	Gordon Looper	OL	6-5	330	R-Sr.	Chicago, Ill. (College of DuPage)
66	Drew Walega	OL	6-6	290	R-Jr.	Chicago, Ill. (St. Rita)
67	Chad Strickland	OL	6-5	270	Fr.	Smiths, Ala. (Smiths Station)
68	Luther Harris	OL	6-6	370	R-Jr.	Oklahoma City, Okla. (Heritage Hall)
69	Stephen Elmore	LS	6-0	195	So.	Belleville, Ill. (Belleville East)
70	Bryce Coulson	LS	6-3	245	R-Jr.	Brisbane, Australia (Pima College)
71	Jose Sanchez	OL	6-4	310	R-So.	Chicago, Ill. (Westchester Saint Joseph)
72	Elkhanan Tanelus	OL	6-2	295	Fr.	Naples, Fla. (Barron Collier)
73	Dylan Czerlanis	OL	6-4	290	Fr.	Antioch, Ill. (Antioch)
74	Dylan Scaggs	OL	6-6	265	Fr.	West Plains, Mo. (West Plains)
75	Ronell Deo	DL	6-2	250	R-Sr.	Elk Grove, Calif (Sierra College)
76	Cole Hoover	OL	6-4	250	R-Jr.	Charleston, Ill. (Charleston)
77	Ivan Gleyzer	OL	6-4	270	Fr.	Lincolnshire, Ill. (Stevenson)
79	Anthony Sottosanto	OL	6-0	270	Fr.	Frankfort, Ill. (Lincoln-Way East)
80	Bryce Walker	TE	6-4	215	R-Fr.	Duncanville, Texas (Duncanville)
81	Jalen Johnson	WR	6-2	185	R-So.	Owasso, Okla. (Owasso)
82	Xander Richards	WR	6-4	185	R-So.	Burleson, Texas (Burleson Centennial)
83	Teriq Phillips	WR	6-3	185	So.	Pompano Beach, Fla. (St. Thomas Aquinas)
85	Kirk Pinkston Jr.	WR	5-10	160	Fr.	Indianapolis, Ind. (Lawrence Central)
86	James Sheehan	TE	6-3	215	R-Sr.	Flossmoor, Ill. (Homewood-Flossmoor)
87	Bron Hill	WR	6-5	180	R-So.	Lansing, Ill. (Thornton Fractional South)
88	Trevon Brown	WR	6-0	180	Fr.	Oak Park, Ill. (Oak Park-River Forest)
89	Eric Rooks	WR	6-3	215	R-Fr.	Chicago, Ill. (Univ. of Hawaii)
90	Josh Delgado	K	5-11	200	So.	Duncanville, Texas (Duncanville)
91	D'Mitri George	DE	6-3	255	R-So.	Lafayette, Ind. (Central Catholic)
92	Cameron Leach	DL	6-1	280	Fr.	LaGrange Park, Ill. (Nazareth Academy)
93	McKinley Neville	DL	6-3	280	Fr.	Batavia, Ill. (Batavia)
94	Zavion Moore	DL	6-1	255	R-Fr.	North Little Rock, Ark. (North Little Rock)
95	Kylan Cole	DE	6-2	270	R-So.	Zionsville, Ind. (Carmel)
96	Terrell Greer	DL	5-10	310	Sr.	Chicago, Ill. (Mount Carmel)
97	Tim Varga	DL	6-3	230	Fr.	Elk Grove Village, Ill. (Elk Grove Village)
98	Anthony Lewis	LB	6-0	200	R-Fr.	Chicago, Ill. (St. Laurence)

ALPHABETICAL ROSTER

No.	Name	Pos.	Yr.
43	Connor Aldrich	DB	Fr.
46	Ameer Aqel	LB	Fr.
14	Jaylon Banks	QB	R-So.
16	Joel Barrows	LB	R-Fr.
20	Marcus Bornslater	SAF	R-So.
11	Johnathan Brantley	QB	Sr.
55	Charlie Brooks	DL	Fr.
6	Edwyn Brown	DB	R-So.
88	Trevon Brown	WR	Fr.
62	Travis Buckwalter	OL	R-Jr.
45	Joe Caputo	LB	R-Sr.
95	Kylan Cole	DE	R-So.
41	Robert Columbus	RB	R-Sr.
2	DeWayne Cooks Jr	WR	R-Fr.
70	Bryce Coulson	LS	R-Jr.
4	Raymond Crittenden	SAF	R-Jr.
8	Antonio Crosby	SAF	Sr.
73	Dylan Czerlanis	OL	Fr.
36	TJ Davis	DB	Fr.
90	Josh Delgado	K	So.
75	Ronell Deo	DL	R-Sr.
9	Bryce Dewberry	SAF	So.
49	Grant Edwards	LB	Fr.
69	Stephen Elmore	LS	So.
29	Jonas Filer	DB	R-So.
53	Stone Galloway	K	Fr.
91	D'Mitri George	DE	R-So.
15	Scotty Gilkey, Jr.	QB	R-Jr.
77	Ivan Gleyzer	OL	Fr.
96	Terrell Greer	DL	Sr.
42	Brandon Guido	DB	Fr.
7	Iziah Gulley	LB	R-Jr.
27	David Hardwick	RB	Fr.
68	Luther Harris	OL	R-Jr.
4	Jaelin Hayes-Benefield	RB	Fr.
87	Bron Hill	WR	R-So.
9	Isaiah Hill	WR	R-So.
30	Nile Hill	DB	Fr.
76	Cole Hoover	OL	R-Jr.
32	Dylan Hughes	DB	Fr.
58	Anthony Imperio	OL	Fr.
26	Jordan Jackson	DB	R-Jr.
33	Austin Johnson	DL	R-So.
51	Dytarious Johnson	LB	Jr.
35	Eric Johnson	RB	Fr.
81	Jalen Johnson	WR	R-So.
52	Jason Johnson	LB	Fr.
34	Matt Keys	SB	R-Fr.
92	Cameron Leach	DL	Fr.
98	Anthony Lewis	LB	R-Fr.
19	Robbie Lofton II	WR	R-Jr.
65	Gordon Looper	OL	R-Sr.
31	Anthony Manaves	TE	Fr.
13	Christiaan Masucci	K/P	Fr.
28	Skyler Mayes	LB	So.
24	Darshon McCullough	RB	Sr.
64	Jerit Medler	OL	Fr.
60	Aaron Miller	OL	R-Jr.
56	Dominic Moore	DL	Fr.
94	Zavion Moore	DL	R-Fr.
93	McKinley Neville	DL	Fr.
6	Jonah O'Brien	QB	Fr.
54	BJ Ojo	LB	R-Sr.
3	Cornelius Page	DB	R-Sr.
12	Donovan Perkins	DB/WR	Fr.
39	D.J. Perry	DB	R-So.
83	Teriq Phillips	WR	So.
85	Kirk Pinkston Jr.	WR	Fr.
12	Marques Ray	WR	R-Fr.
5	Matt Reyna	WR	Sr.
82	Xander Richards	WR	R-So.
89	Eric Rooks	WR	R-Fr.
2	JJ Ross	DB	Fr.
37	Matt Ross	DB	Fr.
22	Courtney Rowell	RB	R-So.
71	Jose Sanchez	OL	R-So.
74	Dylan Scaggs	OL	Fr.
86	James Sheehan	TE	R-Sr.
25	Charles Shelton IV	DB	R-Fr.
47	Anthony Shockey	LB	Fr.
13	Xzavier Shugars	DB	R-Sr.
48	Alex Smith	TE	R-Jr.
61	Ben Solomon	OL	R-So.
79	Anthony Sottosanto	OL	Fr.
44	Nick Stricker	SB	Fr.
67	Chad Strickland	OL	Fr.
72	Elkhanan Tanelus	OL	Fr.
59	James Ubaikie	OL	R-Jr.
97	Tim Varga	DL	Fr.
38	Darius Waddell	SAF	R-Fr.
66	Drew Walega	OL	R-Jr.
80	Bryce Walker	TE	R-Fr.
3	Chris Walker	RB	Grad.
40	Jordan Williams	DB	Fr.
21	Mark Williams	DB	R-Jr.
96	Sean Williams	LB	R-Jr.
8	Harry Woodbery	QB	R-Jr.
57	Aaron "Tiger" Woods	DL	R-So.



After 15 years on the staff at Northwestern, Adam Cushing was named the 25th head coach in Eastern Illinois history on December 9, 2018.

ADAM CUSHING

HEAD COACH

1ST SEASON

0-0 CAREER RECORD

Birthdate: May 29, 1980
Hometown: Chicago, Illinois
College: University of Chicago, 2002 (Psychology)
Family: Wife - Jaime
 Children - Abigail, Dana, Alexander

Career Record

<u>Year</u>	<u>School</u>	<u>Overall</u>	<u>Conf. (Finish)</u>
First season			

CAREER HIGHLIGHTS

- Cushing spent 15 years on the staff at Northwestern, including 13 under head coach Pat Fitzgerald. He began as a graduate assistant coach in 2004, and also coached tight ends and H-Backs (2005-07), superbacks (2008), offensive line (2009-18) and was the teams recruiting coordinator from 2008-10).
- Northwestern won the Big Ten West Division Championship in 2018 (8-1) and topped Utah in the Holiday Bowl. Overall Cushing coached in 10 bowl games, including winning games in 2012, 2016, 2017 and 2018.
- During his tenure at Northwestern, Cushing coached seven All-Big Ten offensive line picks, including Ben Burkett who was a two-time finalist for the Remington Award.
- Cushing was an assistant coach at the University of La Verne in 2002 and 2003. He coached tight ends in 2002 and the offensive line in 2003.
- Cushing played at the University of Chicago, where he was a three-time All-University Athletic Association (UAA) selection at tight end (1999-01). He helped his team to UAA titles in 1998 and 2000 and finished his career with 72 receptions.
- His brother Matt played six years in the NFL as a tight end with the Pittsburgh Steelers.

ASSISTANT COACHES

- Defensive Coordinator:**.....Chris Bowers
Alma Mater: Wittenberg University, 1999 (1st season)
- Offensive Coordinator/Super Backs:**.....John Kuceyeski
Alma Mater: Penn State, 2009 (1st season)
- Quarterbacks:** Chris Batti
Alma Mater: Illinois, 2008 (1st season)
- Cornerbacks/Special Teams:**.....Benny Boyd
Alma Mater:Aurora University, 2000 (1st season)
- Defensive Line:** Deonte' Gibson
Alma Mater:Northwestern, 2015 (1st season)
- Linebackers:**Adam Gristick
Alma Mater: Eastern Illinois, 2015 (2nd season)
- Offensive Line:**.....Dan Hernandez
Alma Mater:Upper Iowa, 2009 (1st season)
- Wide Receivers:**.....Mark Philmore II
Alma Mater:Northwestern, 2006 (1st season)
- Safeties:**.....Neal Renna
Alma Mater: Heidelberg University, 2011 (1st season)
- Running Backs:** Omar Young
Alma Mater: Savannah State, 2005 (1st season)
- Director of Operations:**Matt Wright
Alma Mater: Florida State (3rd season)

2018 TEAM STATISTICS

	<u>EIU</u>	<u>Opponent</u>				
SCORING	357	445				
Points Per Game	32.5	40.5				
FIRST DOWNS	261	278				
Rushing	84	121				
Passing	152	136				
Penalty	25	21				
RUSHING YARDAGE	1501	2379				
Yards Gained Rushing	1848	2597				
Yards Lost Rushing	347	218				
Rushing Attempts	328	487				
Average Per Rush	4.6	4.9				
Average Per Game	136.5	216.3				
TDs Rushing	17	28				
PASSING YARDAGE	3402	3033				
Comp-Att-Int	322-519-8	232-363-7				
Average Per Pass	6.6	8.4				
Average Per Catch	10.6	13.1				
Average Per Game	309.3	275.7				
TDs Passing	27	27				
TOTAL OFFENSE	4903	5412				
Total Plays	847	850				
Average Per Play	5.8	6.4				
Average Per Game	445.7	492.0				
TIME OF POSSESSION/GAME	27:49	32:11				
3RD DOWN CONVERSIONS	68/171	75/165				
3rd-Down Pct.	40%	45%				
4TH DOWN CONVERSIONS	12/21	6/11				
4th-Down Pct.	57%	55%				
RED-ZONE SCORES	39-45 (87%)	51-55 (93%)				
RED-ZONE TOUCHDOWNS	29-45 (64%)	37-55 (67%)				
PAT-ATTEMPTS	40-44 (91%)	53-53 (100%)				
ATTENDANCE	26,715	103,476				
Games/Avg. Per Game	5/5,343	6/17,246				
Neutral Site Games	-	0/0				
SCORE BY QUARTERS	<u>1st</u>	<u>2nd</u>	<u>3rd</u>	<u>4th</u>	<u>OT</u>	<u>Total</u>
Eastern Illinois	85	78	85	106	3	357
Opponents	88	125	99	133	0	445

2018 INDIVIDUAL STATISTICS

RUSHING						
<u>Player</u>	<u>G</u>	<u>Att.</u>	<u>Yds.</u>	<u>Avg.</u>	<u>TD</u>	<u>Yds./G</u>
Isaiah Johnson	11	99	708	7.2	7	64.4
Jamal Scott	10	69	395	5.7	3	39.5
Johnathan Brantley	10	100	310	3.1	6	31.0
Robert Columbus	7	19	58	3.1	0	8.3
Harry Woodbery	11	17	57	3.4	0	5.2
PASSING						
<u>Player</u>	<u>G</u>	<u>Comp.-Att.</u>	<u>Pct.</u>	<u>Yds.</u>	<u>TD/Int.</u>	<u>Avg.</u>
Johnathan Brantley	10	200-307	65.1	2016	14/2	201.6
Harry Woodbery	11	121-210	57.6	1374	13/6	124.9
RECEIVING						
<u>Player</u>	<u>G</u>	<u>No.</u>	<u>Yds.</u>	<u>Avg.</u>	<u>TD</u>	<u>Yds./G</u>
Alexander Hollins	11	79	1090	13.8	16	99.1
Aaron Gooch	11	65	695	10.7	5	63.2
James Sheehan	11	50	544	10.9	3	49.5
Isaiah Johnson	11	30	215	7.2	0	19.5
Nick Atoyebi	11	29	241	8.3	2	21.9
SCORING						
<u>Player</u>	<u>G</u>	<u>TD</u>	<u>Xpt.</u>	<u>FG</u>	<u>Pts.</u>	<u>Pts./G</u>
Alexander Hollins	11	16	-	-	96	8.7
Nick Bruno	11	0	37-40	12-14	73	6.6
Isaiah Johnson	11	7	-	-	42	3.8
Johnathan Brantley	10	6	-	-	36	3.6
Aaron Gooch	11	5	-	-	30	2.7
TACKLES						
<u>Player</u>	<u>G</u>	<u>Solo</u>	<u>Asst.</u>	<u>Total</u>	<u>TFL</u>	<u>Sacks</u>
Joe Caputo	11	45	41	86	7.5	1.5
Dytarius Johnson	11	46	32	78	15.0	1.0
Josh Price	11	34	29	63	7.0	0.5
Edwyn Brown	11	38	17	55	2.5	0
Levi Watson	11	28	27	55	10.0	3.0
INTERCEPTIONS						
<u>Player</u>	<u>G</u>	<u>No.</u>	<u>Yds.</u>	<u>Avg.</u>	<u>TD</u>	<u>PBU</u>
Mark Williams	10	2	43	21.5	0	4
Edwyn Brown	11	2	3	1.5	0	0
Dytarius Johnson	11	1	26	26.0	0	1
DySaun Smith	11	1	0	0.0	0	5
Bryce Dewberry	11	1	61	61.0	1	3

Returning Players in Bold



2018 SCHEDULE AND RESULTS

<u>Date</u>	<u>Opponent</u>	<u>Result</u>	<u>Attendance</u>
9/1	at Arkansas	L, 20-55	63,342
9/8	at #19 Illinois State	L, 10-48	8,914
9/15	Indiana State	L, 41-55	6,420
9/22	Tennessee State*	L, 40-41	7,670
9/29	at Tennessee Tech*	W, 52-38	7,184
10/6	Murray State*	L, 41-48	3,063
10/13	at #7 Jacksonville State*	L, 22-49	15,649
10/20	UT Martin*	W, 24-21 (OT)	7,413
10/27	at Eastern Kentucky*	L, 23-31	4,400
11/10	Austin Peay*	W, 52-21	2,149
11/17	at #23 Southeast Missouri*	L, 32-38	3,987

* Ohio Valley Conference Game

Home Games in Bold

TEAM RECORDS

INDIVIDUAL RUSHING

Most Attempts

Game: 48 - Willie High vs. Northern Iowa (1993)
 Season: 314 - Willie High (1995)
 Career: 930 - Poke Cobb (1976-79)

Most Yards

Game: 308 - J.R. Taylor vs. Florida Atlantic (2002)
 Season: 1,609 - Poke Cobb (1979)
 Career: 5,042 - Poke Cobb (1976-79)

INDIVIDUAL PASSING

Most Attempts

Game: 61 - Jimmy Garoppolo vs. Illinois St. (2012)
 Season: 568 - Jimmy Garoppolo (2013)
 Career: 1,668 - Jimmy Garoppolo (2010-13)

Most Completions

Game: 40 - Sean Payton vs. Saginaw Valley (1985)
 Season: 375 - Jimmy Garoppolo (2013)
 Career: 1,047 - Jimmy Garoppolo (2010-13)

Most Yards

Game: 509 - Sean Payton vs. Saginaw Valley (1985)
 Season: 5,050 - Jimmy Garoppolo (2013)
 Career: 13,156 - Jimmy Garoppolo (2010-13)

INDIVIDUAL RECEIVING

Most Receptions

Game: 21 - Erik Lora vs. Murray State (2012)
 Season: 136 - Erik Lora (2012) (*NCAA Record*)
 Career: 332 - Erik Lora (2009-10, 12-13)

Most Receiving Yards

Game: 269 - Erik Lora vs. Murray State (2012)
 Season: 1,664 - Erik Lora (2012)
 Career: 4,006 - Erik Lora (2009-10, 12-13)



Former Panther quarterback Sean Payton (who still holds numerous EIU passing records) led the New Orleans Saints to the Super Bowl XLIV title in Feb. 2010.

YEAR-BY-YEAR RESULTS

YEAR	ALL	OVC	COACH	YEAR	ALL	OVC	COACH
1899	0-2	--	Otis Caldwell	1959	2-6-1	--	Ralph Kohl
1900	3-3	--	Otis Caldwell	1960	2-7	--	Ralph Kohl
1901	6-0-3	--	Otis Caldwell	1961	4-3-1	--	Ralph Kohl
1902	2-4	--	T. Smallwood	1962	1-7	--	Ralph Kohl
1903	5-2-2	--	Thomas Briggs	1963	2-7	--	Ralph Kohl
1904	6-1-1	--	Joseph Brown	1964	3-6	--	Ralph Kohl
1905	1-6-1	--	Joseph Brown	1965	3-5	--	Clyde Biggers
1906	2-1-1	--	Joseph Brown	1966	1-6-1	--	Clyde Biggers
1907	3-1-3	--	Joseph Brown	1967	2-6-1	--	Clyde Biggers
1908	6-2-1	--	Joseph Brown	1968	4-5	--	Clyde Biggers
1909	0-3	--	Joseph Brown	1969	2-7	--	Clyde Biggers
1910	2-3-1	--	Harold Railsback	1970	2-8	--	Clyde Biggers
1911	4-2	--	Charles Lantz	1971	4-6	--	Clyde Biggers
1912	6-1	--	Charles Lantz	1972	1-9	--	Jack Dean
1913	6-2	--	Charles Lantz	1973	2-9	--	Jack Dean
1914	8-0-1	--	Charles Lantz	1974	3-6-1	--	Jack Dean
1915	2-2-1	--	Charles Lantz	1975	3-5-2	--	J. Konstantinos
1916	4-3	--	Charles Lantz	1976	5-6	--	J. Konstantinos
1917	4-1-1	--	Charles Lantz	1977	1-10	--	J. Konstantinos
1918	No games played			1978	12-2	--	Darrell Mudra
1919	3-5-1	--	Charles Lantz	1979	7-4	--	Darrell Mudra
1920	2-3-0	--	Charles Lantz	1980	11-3	--	Darrell Mudra
1921	2-5-1	--	Charles Lantz	1981	6-5	--	Darrell Mudra
1922	4-0-2	--	Charles Lantz	1982	11-1-1	--	Darrell Mudra
1923	4-2-2	--	Charles Lantz	1983	9-3	--	Al Molde
1924	6-2	--	Charles Lantz	1984	6-5	--	Al Molde
1925	4-3-1	--	Charles Lantz	1985	6-5	--	Al Molde
1926	3-5-1	--	Charles Lantz	1986	11-2	--	Al Molde
1927	5-2	--	Charles Lantz	1987	5-6	--	Bob Spoo
1928	7-0-1	--	Charles Lantz	1988	5-6	--	Bob Spoo
1929	6-1	--	Charles Lantz	1989	9-4	--	Bob Spoo
1930	6-1-1	--	Charles Lantz	1990	5-6	--	Bob Spoo
1931	3-4	--	Charles Lantz	1991	4-7	--	Bob Spoo
1932	1-7	--	Charles Lantz	1992	5-6	--	Bob Spoo
1933	1-8	--	Charles Lantz	1993	3-7-1	--	Bob Spoo
1934	3-4	--	Charles Lantz	1994	6-5	--	Bob Spoo
1935	1-7	--	Winfield Angus	1995	10-2	--	Bob Spoo
1936	4-4	--	Gilbert Carson	1996	8-4	6-2	Bob Spoo
1937	3-4-1	--	Gilbert Carson	1997	8-3	5-2	Bob Spoo
1938	5-3	--	Harold Ave	1998	6-5	4-3	Bob Spoo
1939	4-3-1	--	Gilbert Carson	1999	2-10	2-5	Bob Spoo
1940	6-1-1	--	Gilbert Carson	2000	8-4	6-1	Bob Spoo
1941	0-7	--	Gilbert Carson	2001	9-2	6-0	Bob Spoo
1942	1-6	--	Clayton Miller	2002	8-4	5-1	Bob Spoo
1943	No games played			2003	4-8	3-5	Bob Spoo
1944	1-3	--	Charles Lantz	2004	5-6	4-4	Bob Spoo
1945	2-3-2	--	James Goff	2005	9-3	8-0	Bob Spoo
1946	2-6	--	Maynard O'Brien	2006	8-5	7-1	Mark Hutson (Acting)
1947	2-6	--	Maynard O'Brien	2007	8-4	7-1	Bob Spoo
1948	7-3	--	Maynard O'Brien	2008	5-7	3-5	Bob Spoo
1949	3-5	--	Maynard O'Brien	2009	8-4	6-2	Bob Spoo
1950	5-3	--	Maynard O'Brien	2010	2-9	2-6	Bob Spoo
1951	4-2-2	--	Rex Darling	2011	2-9	1-7	Bob Spoo
1952	2-7	--	Maynard O'Brien	2012	7-5	6-1	Dino Babers
1953	1-8	--	Maynard O'Brien	2013	12-2	8-0	Dino Babers
1954	2-6-1	--	Maynard O'Brien	2014	5-7	5-3	Kim Dameron
1955	3-6	--	Maynard O'Brien	2015	7-5	7-1	Kim Dameron
1956	2-7	--	Keith Smith	2016	6-5	4-4	Kim Dameron
1957	0-8	--	Ralph Kohl	2017	6-5	5-3	Kim Dameron
1958	2-6	--	Ralph Kohl	2018	3-8	3-5	Kim Dameron

OVC Championships (7)

2001, 2002*, 2005, 2006*, 2009, 2012, 2013

* Co Champions

NCAA FCS Playoff Appearances (16)

1982, 1983, 1986, 1989, 1995, 1996, 2000, 2001, 2002, 2005, 2006, 2007, 2009, 2012, 2013, 2015

ALL-TIME COACHES

Coach	Years	Overall Record	OVC Record	OVC Titles	Playoff Appearances
Otis Caldwell	1899-01	9-5-3 (.618)	-	-	-
Thornton Smallwood	1902	2-4 (.333)	-	-	-
Thomas Briggs	1903	5-2-2 (.666)	-	-	-
Joseph Brown	1904-09	18-14-7 (.551)	-	-	-
Harold Railsback	1910	2-3-1 (.420)	-	-	-
Charles Lantz	1911-34, 44	96-65-13 (.589)	-	-	-
Winfield Angus	1935	1-7 (.125)	-	-	-
Gilbert Carson	1936-37, 39-41	17-19-3 (.474)	-	-	-
Harold Ave	1938	5-3 (.625)	-	-	-
Clayton Miller	1942	1-6 (.143)	-	-	-
James Goff	1945	2-3-2 (.429)	-	-	-
Maynard O'Brien	1946-50, 52-55	27-50-1 (.353)	-	-	-
Rex Darling	1951	4-2-2 (.625)	-	-	-
Keith Smith	1956	2-7 (.222)	-	-	-
Ralph Kohl	1957-64	17-49-2 (.265)	-	-	-
Clyde Biggers	1965-71	18-43-2 (.302)	-	-	-
Jack Dean	1972-74	6-24-1 (.210)	-	-	-
John Konstantinos	1975-77	9-21-2 (.313)	-	-	-
Darrell Mudra	1978-82	47-15-1 (.754)	-	-	3
Al Molde	1983-86	32-15 (.681)	-	-	2
Bob Spoo	1987-05, 07-11	144-131-1 (.524)	68-44 (.607)	4	9
Mark Hutson (Acting HC)	2006	8-5 (.615)	7-1 (.875)	1	1
Dino Babers	2012-13	19-7 (.731)	14-1 (.933)	2	2
Kim Dameron	2014-18	27-30 (.474)	24-16 (.600)	0	1



Roy Kidd Stadium (20,000) - Opened in 1969.



EASTERN KENTUCKY COLONELS



Dr. Michael T. Benson
President



Stephen Lochmueller
Athletics Director



Kevin Britton
Football Contact



Mark Elder
Head Coach

2019 SCHEDULE

Aug. 29	Valparaiso (ESPN+)	6:00 p.m.
<i>Eastern Kentucky leads 3-1; Last Meeting: EKU won 52-10 (9/3/15)</i>		
Sept. 8	at Louisville (ACC Network Extra)	6:00 p.m.
<i>Louisville leads 18-8-1; Last Meeting: UofL won 44-7 (9/7/13)</i>		
Sept. 14	at Indiana State	12:00 p.m.
<i>Eastern Kentucky leads 5-2; Last Meeting: ISU won 36-16 (11/29/14)</i>		
Sept. 21	at Presbyterian	12:00 p.m.
<i>First meeting</i>		
Sept. 28	Tennessee State* (ESPN+)	5:00 p.m.
<i>Eastern Kentucky leads 23-7; Last Meeting: TSU won 45-21 (10/7/17)</i>		
Oct. 5	UT Martin* (HC) (ESPN3)	2:00 p.m.
<i>Eastern Kentucky leads 25-4; Last Meeting: EKU won 35-34 (10/13/18)</i>		
Oct. 19	at Murray State* (ESPN+)	2:00 p.m.
<i>Eastern Kentucky leads 47-27-4; Last Meeting: EKU won 34-6 (10/20/18)</i>		
Oct. 26	at Eastern Illinois* (ESPN+)	12:00 p.m.
<i>Eastern Kentucky leads 14-12; Last Meeting: EKU won 31-23 (10/27/18)</i>		
Nov. 2	Austin Peay* (ESPN+)	12:00 p.m.
<i>Eastern Kentucky leads 45-6; Last Meeting: EKU won 17-13 (11/3/18)</i>		
Nov. 9	at Southeast Missouri* (ESPN3)	1:00 p.m.
<i>Eastern Kentucky leads 24-4; Last Meeting: EKU won 23-14 (9/22/18)</i>		
Nov. 16	Tennessee Tech* (ESPN+)	12:00 p.m.
<i>Eastern Kentucky leads 55-20; Last Meeting: EKU won 37-6 (11/17/18)</i>		
Nov. 23	at Jacksonville State* (ESPN3)	1:00 p.m.
<i>Jacksonville State leads 10-6; Last Meeting: JSU won 56-7 (10/6/18)</i>		

* Denotes Ohio Valley Conference Matchup
Home Games in Bold HC - Homecoming
 All Times Central and Subject to Change

QUICK FACTS

Basic Information

Location: Richmond, Ky.
 Enrollment: 15,816
 Founded: 1906
 Nickname: Colonels
 Colors: Maroon and White
 President: Dr. Michael T. Benson
 Athletic Director: Stephen Lochmueller
 Stadium (Capacity): Roy Kidd Stadium (20,000)
 Surface: Synthetic
 Twitter: @EKUSports, @EKUFootball

Media Relations

Football Contact: Kevin Britton
 Office Phone: (859) 622-2006
 Cell Phone: (859) 358-8359
 Fax: (859) 622-5108
 Email: kevin.britton@eku.edu
 Web site: www.EKUSports.com
 Press Box Phone: (859) 622-2226

Team Information

Offense: Spread
 Defense: Multiple
 Lettermen Returning/Lost: 71/30
 Offensive Starters Returning: 8
 Defensive Starters Returning: 8
 Specialist Starters Returning: 8
 2018 Record/OVC Record (Finish): 7-4/5-2 (3rd)
 Postseason: none

All-Time Record/OVC Record: 602-386-38 (.605)/337-142-7 (.701)
 Joined OVC: 1948
 OVC Championships (Last): 21 (2011)
 NCAA FCS Playoff Appearances (Last): 21 (2014)

PRESEASON DEPTH CHART

OFFENSE

WR	83	Jackson Beerman	6-5	210	So.
	14	Jerome Gross	6-0	185	Sr.
OT	72	Drew Hart	6-7	313	R-Fr.
	77	Eric Magwood	6-4	304	Sr.
OG	52	Tucker Schroeder	6-4	303	So.
	69	Blake Hammonds	6-3	318	R-Fr.
C	71	Jackson Bardall	6-3	303	Jr.
	64	Trey Livingood III	6-3	315	R-Fr.
OG	75	Christopher Anthony	6-4	300	So.
	57	Ja'HShaun Seider	6-2	300	Sr.
OT	73	Graham Ashkettle	6-6	295	So.
	67	Nick Cavinee	6-7	290	Jr.
QB	19	Connor Blount	6-1	203	Jr.
	OR 18	Parker McKinney	6-3	208	R-Fr.
RB	22	Daryl McCleskey Jr.	5-9	185	Sr.
	34	Alonzo Booth	6-1	239	So.
	OR 6	Jason Lewis	6-3	242	Sr.
TE	81	Adam Valiga	6-5	245	Sr.
	88	Ethan Bradds	6-5	250	So.
	OR 86	Collin Sanchez	6-4	255	So.
SL	25	BK Smith	510	184	Jr.
	23	Alex Cabrera	6-0	185	Jr.
	OR 84	Matt Wilcox Jr.	5-10	185	Jr.
WR	80	Jaelin Carter	6-2	205	Jr.
	82	Caleb Martin	6-4	180	R-Fr.

DEFENSE

DE	44	Aaron Patrick	6-4	245	Sr.
	56	Brian Lassiter	6-3	245	So.
	OR 95	Nakiya Smith	6-4	245	So.
DT	53	Elijah Taylor	6-3	280	Sr.
	98	Sean Cleasant Jr.	6-2	295	So.
DT	54	Leonard Humphrey	6-2	300	Jr.
	90	Dillon Denault	6-2	288	Jr.
DE	91	Tre Turner	6-5	245	So.
	55	Taquan Evans	6-2	245	Sr.
LB	3	Corey Glass	5-10	220	Sr.
	38	Jakari Lumsden	6-1	210	R-Fr.
LB	40	Steven Crowder	6-2	233	Jr.
	58	Brenton Ervin	5-11	223	Sr.
LB	2	Leodis Moore III	5-9	190	Sr.
	47	Matthew Jackson	6-2	195	So.
CB	26	Josh Hayes	6-0	185	Jr.
	11	Andre Lacy	5-8	140	R-Fr.
	OR 32	D.J. Mitchell	5-9	160	R-Fr.
CB	1	Frank Sumpter	5-11	185	Sr.
	35	Allante Leapheart	5-10	180	Jr.
LS	9	Ben Bascom	5-9	185	Sr.
	31	Malik Mays	5-11	185	So.
RS	5	TJ Comstock	5-11	19	Sr.
	27	Daulson Fitzpatrick	6-1	190	So.

SPECIAL TEAMS

PK	28	Samuel Hayworth	5-11	180	Sr.
	99	Landon White	6-1	200	So.
P	87	Phillip Richards	6-4	210	So.
	97	Drew Cassidy	5-11	160	R-Fr.
LS	46	Thomas Bowling	6-1	200	Jr.
HO	87	Phillip Richards	6-4	210	So.
KR	84	Matt Wilcox Jr.	5-10	185	Jr.
	22	Daryl McCleskey Jr.	5-9	185	Sr.
PR	84	Matt Wilcox Jr.	5-10	185	Jr.
	25	BK Smith	5-10	184	Jr.

Returning Starters in Bold

Key Losses

OT	Cameron Kowalewski	
	<i>Second-Team All-OVC</i>	
LB	Gavin Bryant	
	<i>76 tackles, 6.5 TFL, 2.5 sacks</i>	
CB	Cornelius Floyd	
	<i>51 tackles, 4 interceptions</i>	

PLAYERS TO WATCH



DARYL MCCLESKEY JR.

Senior • Running Back
5-9 • 185 • Dayton, Ohio

Preseason All-OVC selection...Third-team All-OVC by Phil Steele in 2018...Second on the team with 651 rushing yards...Carried the ball 144 times for an average of 4.5 yards per carry...Scored five rushing touchdowns...Caught 12 passes for 74 yards and two touchdowns...Was fifth in the OVC in rushing yards and fifth in rushing yards per game (59.2)...Rushed for 125 yards on 14 carries in the season-opener against Morehead State (Aug. 30)...Had 168 yards on 19 carries and scored three touchdowns in a near upset of Bowling Green (Sept. 15); was the first Colonel to rush for 150 or more yards in a game since Nov. 15, 2014.



AARON PATRICK

Senior • Defensive Line
6-4 • 245 • Dayton, Ohio

2019 Preseason All-American by HERO Sports...Preseason All-OVC selection...First-team All-OVC by coaches and communications directors in 2018...First team All-OVC by Phil Steele...Ranked second in the OVC with 0.68 sacks/game...Finished the season with 53 tackles, 12 tackles for a loss, 7.5 sacks, 15 quarterback hurries and one pass breakup...Had 2.5 sacks in the season-opener against Morehead State (Aug. 30)...Had a sack in a near upset of FBS Bowling Green (Sept. 15)...Had 1.5 sacks against Eastern Illinois (Oct. 27)...Posted a sack with six tackles in the season-finale at Tennessee Tech (Nov. 17).

TEAM NOTES

- ECU has made 21 NCAA FCS playoff appearances, the second most in FCS history behind only Montana (23).

- ECU has won or shared 21 OVC Championships, which is tied with Massachusetts for the second-most in Football Championship Subdivision history (trailing only Grambling's 25 SWAC titles).

- The Colonels finished last season 7-4, the most wins for the program since the 2014 season. ECU ended the year on a four-game winning streak. The team is one of only 27 FCS teams to win seven or more games against Division I squads a year ago.

- This season the team returns 18 starters and 47 of 61 players who were listed on the season-ending depth chart. Overall only 20 players who played in a game last season are not returning this year.

- With a victory over Austin Peay on November 3, 2018, ECU recorded the 600th victory in program history. The Colonels were the 20th FCS program to reach 600 all-time wins (and first OVC program to do so).

- ECU rushed for 2,246 yards a year ago, which was 1,105 yards more than they did in 2017. It was the highest rushing total for the program since 2014.

- Former ECU head coach Danny Hope (2003-07) returned to ECU as the program's offensive line coach. Hope, who also played at ECU, led the team to the 2007 OVC title and was named OVC Coach of the Year.



OHIO VALLEY CONFERENCE



NUMERICAL ROSTER

No.	Name	Pos.	Ht.	Wt.	Yr.	Hometown (Last School)
1	Frank Sumpter	DB	5-11	185	R-Sr.	Cleveland, Ohio (University of Illinois)
2	Leodis Moore III	DB	5-9	190	R-Sr.	Indianapolis, Ind. (Warren Central HS)
3	Corey Glass	LB	5-10	220	R-Sr.	Jacksonville, Fla. (Ed White HS)
4	Micah Keels	DB	6-3	190	R-Sr.	Washington D.C. (University of Richmond)
5	TJ Comstock	DB	5-11	195	Sr.	Louisville, Ky. (duPont Manual HS)
6	Jason Lewis	RB	6-3	242	R-Sr.	Virginia Beach, Va. (Arizona State University)
7	James Smith Jr.	QB	5-11	177	R-Jr.	Charlotte, N.C. (Mallard Creek HS)
8	Matt Wilcox Jr.	WR	5-10	185	Jr.	Dayton, Ohio (Independence CC)
9	Ben Bascom	DB	5-9	185	R-Sr.	Apopka, Fla. (Apopka HS)
10	Connor Blount	QB	6-1	203	R-Jr.	Waukesha, Wisc. (Oregon State University)
11	Jaelin Carter	WR	6-2	205	Jr.	Louisville, Ky. (duPont Manual HS)
12	Austin Scott	QB	6-1	204	R-Jr.	Moore, S.C. (Spartanburg HS)
13	Dakota Allen	QB	6-4	225	R-So.	Lebanon, Ohio (Lebanon HS)
14	Jerome Gross	WR	6-0	185	Sr.	Baltimore, Md. (Fullerton College)
16	Keyion Dixon	WR	6-3	195	R-Jr.	Glastonbury, Conn. (University of Connecticut)
18	Parker McKinney	QB	6-3	208	R-Fr.	Coalfield, Tenn. (Coalfield HS)
19	Isaiah Velez	QB	6-3	180	Fr.	North Miami, Fla. (Miami Northwestern Senior High)
20	Tyrus Dickerson	RB	5-10	210	Fr.	Akron, Ohio (Archbishop Hoban HS)
21	Allante Leapheart	DB	5-10	180	Jr.	Detroit, Mich. (Santa Rosa CC)
22	Daryl McCleskey Jr.	RB	5-9	185	Sr.	Dayton, Ohio (Wayne HS)
23	Alex Cabrera	WR	6-0	185	R-Jr.	Melbourne, Fla. (Viera HS)
24	Quentin Pringle	RB	5-9	180	Fr.	Bolingbrook, Ill. (Bolingbrook HS)
25	BK Smith	WR	5-10	184	Jr.	Louisville, Ky. (Male HS)
26	Josh Hayes	DB	6-0	185	R-Jr.	Indianapolis, Ind. (Purdue University)
27	Daulson Fitzpatrick	DB	6-1	190	So.	Akron, Ohio (Archbishop Hoban HS)
28	Samuel Hayworth	K/P	5-11	180	R-Sr.	Ormond Beach, Fla. (Seabreeze HS)
29	Andrew Burgess	WR	6-0	172	R-Sr.	South Bend, Ind. (Adams HS)
30	Ellis Cain	RB	5-10	218	R-Sr.	Louisville, Ky. (Marshall University)
31	Malik Mays	DB	5-11	185	So.	Norcross, Ga. (Norcross HS)
32	D.J. Mitchell	DB	5-9	160	R-Fr.	Knoxville, Tenn. (Knoxville Catholic HS)
33	Cameron Catron	WR	5-9	180	R-So.	Belfry, Ky. (Belfry HS)
34	Alonzo Booth	RB	6-1	239	R-So.	Canal Winchester, Ohio (St. Francis DeSales HS)
35	Jaden Woods	DB	6-0	180	Fr.	Decatur, Ga. (South Gwinnett HS)
36	Nic Cheeley	CB	6-1	175	Fr.	McCleansville, N.C. (Eastern Guilford HS)
37	Garrett Dennis	ATH	5-11	185	Fr.	Louisville, Ky. (Male HS)
38	Jakari Lumsden	LB	6-1	210	R-Fr.	Youngstown, Ohio (Austintown Fitch HS)
39	Mason Moliue	K	6-1	170	Fr.	Union, Ky. (Ryle HS)
40	Steven Crowder	LB	6-2	233	Jr.	Mount Olive, Ala. (Gardendale HS)
41	Bryce Wilson	DB	6-0	190	R-So.	Lexington, Ky. (Tates Creek HS)
42	Alex Shelton	LS	6-0	220	Jr.	Fort Wright, Ky. (Covington Catholic HS)
43	Joseph Sayles	DB	6-0	185	So.	Alpharetta, Ga. (Chattahoochee HS)
44	Aaron Patrick	DL	6-4	245	R-Sr.	Dayton, Ohio (Meadowdale HS)
45	Kabbash Richards	DE	6-4	210	Fr.	Lansing, Mich. (Lansing Catholic HS)
46	Thomas Bowling	LS	6-1	200	Jr.	Bardstown, Ky. (Bardstown HS)
47	Matthew Jackson	LB	6-2	195	R-So.	Nashville, Tenn. (Hillsboro HS)
48	Kaleb Lundy	LB	6-2	200	Fr.	Winston-Salem, N.C. (East Forsyth HS)
49	Andrew Dziuk	LB	6-0	218	R-So.	Cornelius, N.C. (Hough HS)
50	Trey Livingood III	OL	6-3	315	R-Fr.	Berea, Ky. (Marshall University)
51	Quinton Locklear	LB	6-2	215	R-Jr.	Sanford, N.C. (Southern Lee HS)
52	Tucker Schroeder	OL	6-4	303	R-So.	St. Cloud, Fla. (Harmony HS)
53	Elijah Taylor	DL	6-3	280	R-Sr.	Cincinnati, Ohio (University of Notre Dame)
54	Josiah Ezirim	DL	6-6	280	Fr.	Hilliard, Ohio (Hilliard Davidson HS)
55	Taquan Evans	DE	6-2	245	R-Sr.	Douglasville, Ga. (South Paulding HS)
56	Brian Lassiter	DL	6-3	245	R-So.	Charlotte, N.C. (Mallard Creek HS)
57	Ja'HaShaun Seider	OL	6-2	300	R-Sr.	Belle Glade, Fla. (West Virginia University)
58	Brenton Ervin	LB	5-11	223	R-Sr.	Louisville, Ky. (Kentucky State University)
59	Quinten Floyd	DL	6-2	280	R-So.	Frankfort, Ky. (Bryan Station HS)
60	Dalton Gossett	OL	6-4	270	R-So.	Louisville, Ky. (Male HS)
61	Tyler Nunnelley	OL	6-3	290	R-Fr.	Cullman, Ala. (Cullman HS)
64	Howard Watkins Jr.	OL	6-4	285	Jr.	Cincinnati, Ohio (Garden City CC)
67	Nick Cavinee	OL	6-7	290	R-Jr.	Newark, Ohio (Newark Catholic HS)
70	Eamest Files	OL	6-4	338	Fr.	Birmingham, Ala. (Pinson Valley HS)
71	Jackson Bardall	OL	6-3	303	R-Jr.	Cumming, Ga. (North Forsyth HS)
72	Drew Hart	OL	6-7	313	R-Fr.	Evansville, Ind. (Reitz Memorial HS)
73	Graham Ashkettle	OL	6-6	295	R-So.	Crestwood, Ky. (South Oldham HS)
74	Payton Collins	OL	6-6	250	Fr.	Columbus, Ohio (Bishop Hartley HS)
75	Christopher Anthony	OL	6-4	300	R-So.	Massillon, Ohio (Washington HS)
76	Tex Bailey	OL	6-4	305	Fr.	Madison, Ala. (Madison Academy)
77	Eric Magwood	OL	6-4	304	R-Sr.	Virginia Beach, Va. (Old Dominion University)
78	Garrett Jennings	OL	6-7	310	Fr.	Elizabethton, Tenn. (Elizabethton HS)
79	Grant Polk	OL	6-6	300	R-Sr.	Punta Gorda, Fla. (University of South Florida)
80	Davion Ross	WR	5-10	163	Fr.	Perry, Ga. (Perry HS)
81	Adam Valiga	TE	6-5	245	Sr.	Orland Park, Ill. (College of Dupage)
82	Malik Owens	TE	6-5	215	Fr.	Goodlettsville, Tenn. (Stratford Comprehensive HS)
83	Jackson Beerman	WR	6-5	210	R-So.	Lexington, Ky. (Tates Creek HS)
84	Caleb Martin	WR	6-4	180	R-Fr.	Oak Ridge, Tenn. (Oak Ridge HS)
85	Jaret Pogliano	WR	6-0	196	R-Jr.	Union, Ky. (Mount St. Joseph University)
86	Collin Sanchez	TE	6-4	255	R-So.	Lexington, Ala. (Lexington HS)
87	Phillip Richards	P	6-4	210	So.	Mount Dandenong, Victoria, Australia (St. Joseph's HS)
88	Ethan Bradds	TE	6-5	250	R-So.	Jamestown, Ohio (Greenview HS)
89	Christian Vinson	TE	6-5	220	R-Sr.	Ocala, Fla. (Florida International University)
90	Dillon Denault	DL	6-2	288	R-Jr.	Lancaster, Ohio (Lancaster HS)
91	Tre Turner	DL	6-5	245	R-So.	Huntersville, N.C. (North Mecklenburg HS)
92	Shane Burks	DT	6-1	295	R-So.	Lexington, Ky. (Bryan Station HS)
93	Kenny Terry	DL	6-4	235	R-Fr.	Fairburn, Ga. (Palmetto Preparatory Academy)
94	Malik Clark	DE	6-4	200	Fr.	Marietta, Ga. (Sprayberry HS)
95	Nakiya Smith	DL	6-4	245	R-So.	Johnson City, Tenn. (Science Hill HS)
96	Antonio Smith	DE	6-4	220	Fr.	Westerville, Ohio (Air Force Preparatory School)
97	Leonard Humphrey	DL	6-2	300	Jr.	Knoxville, Tenn. (West HS)
98	Sean Cleasant Jr.	DL	6-2	295	R-So.	Louisville, Ky. (duPont Manual HS)
99	Landon White	K	6-1	200	R-So.	Richmond, Ky. (Madison Central HS)
	Tyson Bivins	DB	6-2	193	R-Fr.	Knoxville, Tenn. (Bearden HS)
	Drew Cassidy	P	5-11	160	R-Fr.	West Portsmouth, Ohio (West Portsmouth HS)
	Dominick Garrett	RB	5-6	185	R-Fr.	Memphis, Tenn. (Christian Brothers HS)
	Kevin Gnidziejko	WR	6-2	205	R-Fr.	Chicago, Ill. (Taft HS)
	Blake Hammonds	OL	6-3	318	R-Fr.	Richmond, Ky. (Madison Central HS)
	Landon Heinberg	LB	6-2	230	Jr.	Marengo, Ill. (College of DuPage)
	Andre Lacy	DB	5-8	140	R-Fr.	Columbus, Ga. (Shaw HS)
	Austin Smith	LB	6-3	246	R-Sr.	Buford, Ga. (University of Tennessee)
	Andre Teague Jr.	LB	5-11	220	R-So.	Louisville, Ky. (Kentucky Wesleyan College)
	Caleb Whitacre	OL	6-2	275	R-Fr.	London, Ohio (London HS)

ALPHABETICAL ROSTER

No.	Name	Pos.	Yr.
13	Dakota Allen	QB	R-So.
75	Christopher Anthony	OL	R-So.
73	Graham Ashkettle	OL	R-So.
76	Tex Bailey	OL	Fr.
71	Jackson Bardall	OL	R-Jr.
9	Ben Bascom	DB	R-Sr.
83	Jackson Beerman	WR	R-So.
	Tyson Bivins	DB	R-Fr.
10	Connor Blount	QB	R-Jr.
34	Alonzo Booth	RB	R-So.
46	Thomas Bowling	LS	Jr.
88	Ethan Bradds	TE	R-So.
29	Andrew Burgess	WR	R-So.
92	Shane Burks	DT	R-So.
23	Alex Cabrera	WR	R-Jr.
30	Ellis Cain	RB	R-Sr.
11	Jaelin Carter	WR	Jr.
	Drew Cassidy	P	R-Fr.
33	Cameron Catron	WR	R-So.
67	Nick Cavinee	OL	R-Jr.
36	Nic Cheeley	CB	Fr.
94	Malik Clark	DE	Fr.
98	Sean Cleasant Jr.	DL	R-So.
74	Payton Collins	OL	Fr.
5	TJ Comstock	DB	Sr.
40	Steven Crowder	LB	Jr.
90	Dillon Denault	DL	R-Jr.
37	Garrett Dennis	ATH	Fr.
20	Tyrus Dickerson	RB	Fr.
16	Keyion Dixon	WR	R-Jr.
49	Andrew Dziuk	LB	R-So.
58	Brenton Ervin	LB	R-Sr.
55	Taquan Evans	DE	R-Sr.
54	Josiah Ezirim	DL	Fr.
70	Eamest Files	OL	Fr.
27	Daulson Fitzpatrick	DB	So.
59	Quinten Floyd	DL	R-So.
	Dominick Garrett	RB	R-Fr.
3	Corey Glass	LB	R-Sr.
	Kevin Gnidziejko	WR	R-Fr.
60	Dalton Gossett	OL	R-So.
14	Jerome Gross	WR	Sr.
	Blake Hammonds	OL	R-Fr.
72	Drew Hart	OL	R-Fr.
26	Josh Hayes	DB	R-Jr.
28	Samuel Hayworth	K/P	R-Sr.
	Landon Heinberg	LB	Jr.
97	Leonard Humphrey	DL	Jr.
47	Matthew Jackson	LB	R-So.
78	Garrett Jennings	OL	Fr.
4	Micah Keels	DB	R-Sr.
	Andre Lacy	DB	R-Fr.
56	Brian Lassiter	DL	R-So.
21	Allante Leapheart	DB	Jr.
6	Jason Lewis	RB	R-Sr.
	Trey Livingood III	OL	R-Fr.
51	Quinton Locklear	LB	R-Jr.
38	Jakari Lumsden	LB	R-Fr.
48	Kaleb Lundy	LB	Fr.
77	Eric Magwood	OL	R-Sr.
84	Caleb Martin	WR	R-Fr.
31	Malik Mays	DB	So.
22	Daryl McCleskey Jr.	RB	Sr.
18	Parker McKinney	QB	R-Fr.
32	D.J. Mitchell	DB	R-Fr.
39	Mason Moliue	K	Fr.
2	Leodis Moore III	DB	R-Sr.
61	Tyler Nunnelley	OL	R-Fr.
82	Malik Owens	TE	Fr.
44	Aaron Patrick	DL	R-Sr.
85	Jaret Pogliano	WR	R-Jr.
79	Grant Polk	OL	R-Sr.
24	Quentin Pringle	RB	Fr.
45	Kabbash Richards	DE	Fr.
87	Phillip Richards	P	So.
80	Davion Ross	WR	Fr.
86	Collin Sanchez	TE	R-So.
43	Joseph Sayles	DB	So.
52	Tucker Schroeder	OL	R-So.
12	Austin Scott	QB	R-Jr.
57	Ja'HaShaun Seider	OL	R-Sr.
42	Alex Shelton	LS	Jr.
96	Antonio Smith	DE	Fr.
	Austin Smith	LB	R-Sr.
25	BK Smith	WR	Jr.
7	James Smith Jr.	QB	R-Jr.
95	Nakiya Smith	DL	R-So.
	Frank Sumpter	DB	R-Sr.
53	Elijah Taylor	DL	R-Sr.
	Andre Teague Jr.	LB	R-So.
93	Kenny Terry	DL	R-Fr.
91	Tre Turner	DL	R-So.
81	Adam Valiga	TE	Sr.
19	Isaiah Velez	QB	Fr.
89	Christian Vinson	TE	R-Sr.
64	Howard Watkins Jr.	OL	Jr.
	Caleb Whitacre	OL	R-Fr.
99	Landon White	K	R-So.
8	Matt Wilcox Jr.	WR	Jr.
41	Bryce Wilson	DB	R-So.
35	Jaden Woods	DB	Fr.



Mark Elder was named the 14th head coach in Eastern Kentucky history on December 8, 2015 and introduced two days later. From 2007-15 he was an assistant on the staff of Butch Jones including stops at Central Michigan, Cincinnati and most recently Tennessee where he was special teams coordinator.

MARK ELDER

HEAD COACH

4TH SEASON

14-19 CAREER RECORD

Birthdate: December 10, 1977
Hometown: Sycamore, Ohio
College: Case Western Reserve, 2000 (Economics)
Family: Wife - Lindsey
 Children - Owen, Ellis, Lila

Career Record

<u>Year</u>	<u>School</u>	<u>Overall</u>	<u>Conf. (Finish)</u>
2016	Eastern Kentucky	3-8	2-6 (8th)
2017	Eastern Kentucky	4-7	3-5 (5th-t)
2018	Eastern Kentucky	7-4	5-2 (3rd)

CAREER HIGHLIGHTS

- In his first four years as head coach, Elder engineered four-straight top-25 rated recruiting classes, re-stocking the Colonel roster with a talented young core.
- Mark Elder was introduced as the 14th head coach in ECU football history on Dec. 10, 2015. He had most recently served as the tight ends and special teams coach at Tennessee prior to taking over at ECU. Over the past 11 seasons, Elder has helped his teams reach nine bowl games (including winning the last five) and win four conference championships.
- In his final season at Tennessee (2015) Elder helped Tennessee rank first nationally in kickoff returns (33.41 yards/return) and fourth in punt returns (17.18 yards/return) while helping the Volunteers to a 9-5 overall record and second place finish in the SEC East. It was UT's first winning record in SEC play since 2007. The team capped the year by beating Northwestern in the Outback Bowl on New Year's Day.
- In three seasons at Cincinnati he helped the Bearcats to a pair of Big East Championships and victories in the Liberty and Belk Bowls. In 2011 he tutored Isaiah Pead who was named Big East Offensive Player of the Year and notched back-to-back 1,000 yard rushing seasons.
- Elder began his career at Akron as a defensive graduate assistant (2000-01) before stops at Lehigh (2002), Iona (2003) and Wayne State (2004).
- He then spent two seasons at Michigan, helping the Wolverines to a pair of bowl appearances before joining Butch Jones at Central Michigan.
- In three seasons at Central Michigan as linebacker coach, Elder produced an all-conference player in each season.

ASSISTANT COACHES

- Asst. Head Coach/Special Teams/DB's:**Joshua Reardon
 Alma Mater: Central Michigan, 2006 (2nd season)
- Offensive Coordinator/Quarterbacks:**Adam Austin
 Alma Mater: Arizona, 2007 (1st season)
- Defensive Coordinator:**Kurt Mattix
 Alma Mater: Valparaiso, 1999 (4th season)
- Co-Defensive Coordinator/Linebackers:**Shannon Morrison
 Alma Mater: Marshall, 1995 (4th season)
- Wide Receivers:**Donte Ellington
 Alma Mater: Northwood University (1st season)
- Offensive Line:**Danny Hope
 Alma Mater: Eastern Kentucky, 1981 (1st season)
- Running Backs:**Patrick Parrilli
 Alma Mater: Ave Maria University, 2016 (2nd season)
- Tight Ends:**Troy Rothenbuhler
 Alma Mater: Ohio State, 1995 (1st season)
- Defensive Line:**Jesse Williams
 Alma Mater: Sonoma State, 1988 (1st season)
- Recruiting Coordinator:**Ryan Gravel
 Alma Mater: Florida Gulf Coast, 2013 (3rd season)
- Director of Operations:**John Barnett
 Alma Mater: Virginia Tech, 2011 (3rd season)

2018 TEAM STATISTICS

	<u>EKU</u>	<u>Opponent</u>				
SCORING	296	316				
Points Per Game	26.9	28.7				
FIRST DOWNS	210	218				
Rushing	111	86				
Passing	81	110				
Penalty	18	12				
RUSHING YARDAGE	2246	1678				
Yards Gained Rushing	2552	1910				
Yards Lost Rushing	306	232				
Rushing Attempts	524	383				
Average Per Rush	4.3	4.4				
Average Per Game	204.2	152.5				
TDs Rushing	21	19				
PASSING YARDAGE	1630	2411				
Comp-Att-Int	151-290-1	222-397-19				
Average Per Pass	5.6	6.1				
Average Per Catch	10.8	10.9				
Average Per Game	148.2	219.2				
TDs Passing	11	21				
TOTAL OFFENSE	3876	4089				
Total Plays	814	780				
Average Per Play	4.8	5.2				
Average Per Game	352.4	371.7				
TIME OF POSSESSION/GAME	32:54	27:06				
3RD DOWN CONVERSIONS	74/184	54/157				
3rd-Down Pct.	40%	34%				
4TH DOWN CONVERSIONS	12/24	9/19				
4th-Down Pct.	50%	47%				
RED-ZONE SCORES	37-50 (74%)	32-37 (86%)				
RED-ZONE TOUCHDOWNS	27-50 (54%)	27-37 (73%)				
PAT-ATTEMPTS	33-33 (100%)	32-35 (91%)				
ATTENDANCE	43,775	54,268				
Games/Avg. Per Game	6/7,296	5/10,854				
Neutral Site Games	-	0/0				
SCORE BY QUARTERS	<u>1st</u>	<u>2nd</u>	<u>3rd</u>	<u>4th</u>	<u>OT</u>	<u>Total</u>
Eastern Kentucky	71	50	80	88	7	296
Opponents	68	119	40	83	6	316

2018 INDIVIDUAL STATISTICS

RUSHING						
<u>Player</u>	<u>G</u>	<u>Att.</u>	<u>Yds.</u>	<u>Avg.</u>	<u>TD</u>	<u>Yds./G</u>
LJ Scott	11	150	780	5.2	8	70.9
Daryl McCleskey Jr.	11	144	651	4.5	5	59.2
Alphonso Howard	8	52	210	4.0	2	26.2
Jason Lewis	11	46	203	4.4	0	18.5
Alonzo Booth	4	21	94	4.5	2	23.5
PASSING						
<u>Player</u>	<u>G</u>	<u>Comp.-Att.</u>	<u>Pct.</u>	<u>Yds.</u>	<u>TD/Int.</u>	<u>Avg.</u>
Parker McKinney	3	55-84	65.5	608	4/1	202.7
Austin Scott	6	33-79	41.8	332	4/6	55.3
Dakota Allen	7	37-73	50.7	376	1/1	53.7
Alphonso Howard	8	26-53	49.1	314	2/4	39.2
RECEIVING						
<u>Player</u>	<u>G</u>	<u>No.</u>	<u>Yds.</u>	<u>Avg.</u>	<u>TD</u>	<u>Yds./G</u>
BK Smith	10	23	244	10.6	0	24.4
Jackson Beerman	11	21	324	15.4	1	29.5
Neiko Creamer	11	21	245	11.7	0	22.3
Jaelin Carter	11	20	232	11.6	2	21.1
Dan Paul	11	20	216	10.8	5	19.6
SCORING						
<u>Player</u>	<u>G</u>	<u>TD</u>	<u>Xpt.</u>	<u>FG</u>	<u>Pts.</u>	<u>Pts./G</u>
Samuel Hayworth	11	0	33-33	15-21	78	7.1
LJ Scott	11	8	-	-	48	4.4
Daryl McCleskey Jr.	11	7	-	-	42	3.8
Dan Paul	11	5	-	-	30	2.7
Jaelin Carter	11	3	-	-	18	1.6
TACKLES						
<u>Player</u>	<u>G</u>	<u>Solo</u>	<u>Asst.</u>	<u>Total</u>	<u>TFL</u>	<u>Sacks</u>
Gavin Bryant	11	35	41	76	6.5	2.5
Steven Crowder	11	26	47	73	8.5	2.0
Ben Bascom	11	44	22	66	4.0	0
Aaron Patrick	11	27	26	53	12.0	7.5
Cornelius Floyd	10	36	15	51	1.5	0
INTERCEPTIONS						
<u>Player</u>	<u>G</u>	<u>No.</u>	<u>Yds.</u>	<u>Avg.</u>	<u>TD</u>	<u>PBU</u>
Leodis Moore III	11	5	50	10.0	1	5
Cornelius Floyd	10	4	3	0.8	0	6
Ben Bascom	11	2	26	13.0	0	6
TJ Comstock	11	2	27	13.5	1	2
Josh Hayes	11	2	0	0.0	0	2
Jared Tucker	11	2	18	9.0	0	6

Returning Players in Bold



2018 SCHEDULE AND RESULTS

<u>Date</u>	<u>Opponent</u>	<u>Result</u>	<u>Attendance</u>
8/30	Morehead State	W, 49-23	13,500
9/8	at Marshall	L, 16-32	24,304
9/15	at Bowling Green	L, 35-42	17,542
9/22	Southeast Missouri*	W, 23-14	7,720
10/6	#8 Jacksonville State*	L, 7-56	6,820
10/13	at UT Martin*	W, 35-34	1,769
10/20	Murray State*	W, 34-6	10,440
10/27	Eastern Illinois*	W, 31-23	4,400
11/3	at Austin Peay*	W, 17-13	6,094
11/10	Robert Morris	W, 40-39 (OT)	4,165
11/17	at Tennessee Tech*	W, 37-6	4,559

* - Ohio Valley Conference Contest
Home Games in Bold

TEAM RECORDS

INDIVIDUAL RUSHING

Most Attempts

Game: 43 - Alfred Thompson vs. Morehead St. (1973)
 Season: 371 - Elroy Harris (1988)
 Career: 920 - Jimmie Brooks (1968-71)

Most Yards

Game: 300 - Markus Thomas vs. Marshall (1989)
 Season: 1,998 - Elroy Harris (1988)
 Career: 5,552 - Markus Thomas (1989-92)

INDIVIDUAL PASSING

Most Attempts

Game: 71 - Josh Greco vs. Eastern Illinois (2005)
 Season: 387 - Josh Greco (2005)
 Career: 960 - T.J. Pryor (2009-12)

Most Completions

Game: 44 - Bennie Coney vs. Murray State (2015)
 Season: 225 - Bennie Coney (2015)
 Career: 540 - T.J. Pryor (2009-12)

Most Yards

Game: 464 - Bennie Coney vs. Tennessee Tech (2016)
 Season: 2,861 - Josh Greco (2005)
 Career: 7,300 - T.J. Pryor (2009-12)

INDIVIDUAL RECEIVING

Most Receptions

Game: 19 - Aaron Marsh vs. Northwood (1967)
 Season: 73 - Aaron Marsh (1966)
 Career: 165 - Andre Ralston (2002-05)

Most Receiving Yards

Game: 316 - Aaron Marsh vs. Northwood (1967)
 Season: 1,150 - Andre Ralston (2005)
 Career: 3,095 - Andre Ralston (2002-05)



In 1988 (including playoff games), Elroy Harris rushed for 1,998 yards, which is an EKV all-time record. Harris had 21 rushing touchdowns that season, which is the second-most in OVC single-season history.

YEAR-BY-YEAR RESULTS

YEAR	ALL	OVC	COACH	YEAR	ALL	OVC	COACH
1909	0-0-4	--	James Park	1964	3-5-1	2-4-1	Roy Kidd
1910	1-4	--	Clyde Wilson	1965	4-4-1	4-2-1	Roy Kidd
1911	1-3-1	--	Clyde Wilson	1966	7-3	4-3	Roy Kidd
1912	3-4-1	--	Charles Keith	1967	8-1-2	5-0-2	Roy Kidd
1913	1-2	--	Ben Bernard	1968	8-2	7-0	Roy Kidd
1914	2-7	--	Ben Bernard	1969	6-4	4-3	Roy Kidd
1915	2-1-2	--	Ben Bernard	1970	8-2	5-2	Roy Kidd
1916	3-3	--	Ben Bernard	1971	6-4-1	3-4	Roy Kidd
1917	No Games Played			1972	5-6	3-4	Roy Kidd
1918	No Games Played			1973	7-4	4-3	Roy Kidd
1919	0-2	--	Clyde McCoy	1974	8-2	6-1	Roy Kidd
1920	2-1	--	Clyde McCoy	1975	8-2-1	5-2	Roy Kidd
1921	1-3-1	--	Clyde McCoy	1976	8-3	6-1	Roy Kidd
1922	2-3-2	--	George Hembree	1977	5-5	4-3	Roy Kidd
1923	2-5-1	--	George Hembree	1978	8-2	6-1	Roy Kidd
1924	5-3	--	George Hembree	1979	11-2	5-1	Roy Kidd
1925	3-3-1	--	George Hembree	1980	10-3	5-2	Roy Kidd
1926	4-5	--	George Hembree	1981	12-2	8-0	Roy Kidd
1927	5-4	--	George Hembree	1982	13-0	7-0	Roy Kidd
1928	0-6	--	George Hembree	1983	7-3-1	6-1	Roy Kidd
1929	1-8	--	Charles Hughes	1984	8-4	6-1	Roy Kidd
1930	1-7	--	Charles Hughes	1985	8-3	5-2	Roy Kidd
1931	2-5-1	--	Charles Hughes	1986	10-3-1	6-1	Roy Kidd
1932	2-1-2	--	Charles Hughes	1987	9-3	5-1	Roy Kidd
1933	1-2-3	--	Charles Hughes	1988	11-3	6-0	Roy Kidd
1934	1-6	--	Charles Hughes	1989	9-3	5-1	Roy Kidd
1935	4-4-1	--	Rome Rankin	1990	10-2	5-1	Roy Kidd
1936	7-2	--	Rome Rankin	1991	12-2	7-0	Roy Kidd
1937	5-2-1	--	Rome Rankin	1992	9-3	7-1	Roy Kidd
1938	6-1-1	--	Rome Rankin	1993	8-4	8-0	Roy Kidd
1939	6-3	--	Rome Rankin	1994	10-3	8-0	Roy Kidd
1940	8-0	--	Rome Rankin	1995	9-3	7-1	Roy Kidd
1941	7-1	--	Rome Rankin	1996	6-5	6-2	Roy Kidd
1942	4-2-2	--	Rome Rankin	1997	8-4	7-0	Roy Kidd
1943	No Games Played			1998	6-5	4-3	Roy Kidd
1944	No Games Played			1999	7-4	4-3	Roy Kidd
1945	4-3-1	--	Rome Rankin	2000	6-5	3-4	Roy Kidd
1946	5-4	--	Rome Rankin	2001	8-2	5-1	Roy Kidd
1947	5-4	--	Tom Samuels	2002	8-4	4-2	Roy Kidd
1948	8-3	3-2	Tom Samuels	2003	7-5	6-2	Danny Hope
1949	4-4-1	2-2-1	Tom Samuels	2004	6-5	6-2	Danny Hope
1950	6-4	4-2	Tom Samuels	2005	7-4	7-1	Danny Hope
1951	7-3	4-2	Tom Samuels	2006	6-5	5-3	Danny Hope
1952	3-4-1	0-3-1	Tom Samuels	2007	9-3	8-0	Danny Hope
1953	8-2	4-1	Tom Samuels	2008	8-4	7-1	Dean Hood
1954	8-1-1	5-0	Glenn Presnell	2009	5-6	5-3	Dean Hood
1955	5-4-1	3-2	Glenn Presnell	2010	6-5	5-2	Dean Hood
1956	4-5	2-3	Glenn Presnell	2011	7-5	6-2	Dean Hood
1957	4-5	3-2	Glenn Presnell	2012	8-3	6-2	Dean Hood
1958	3-6	3-3	Glenn Presnell	2013	6-6	4-4	Dean Hood
1959	3-6	2-4	Glenn Presnell	2014	9-4	6-2	Dean Hood
1960	3-6-1	1-4-1	Glenn Presnell	2015	6-5	5-3	Dean Hood
1961	4-5	3-3	Glenn Presnell	2016	3-8	2-6	Mark Elder
1962	6-3	4-2	Glenn Presnell	2017	4-7	3-5	Mark Elder
1963	2-8	1-6	Roy Kidd	2018	7-4	5-2	Mark Elder

OVC Championships (21)

1954, 1962*, 1967, 1968, 1974, 1976, 1981, 1982, 1983, 1984, 1986*, 1987*, 1988, 1990*, 1991, 1993, 1994, 1997, 2007, 2008, 2011*
 * Co-Champions

NCAA FCS Playoff Appearances (21)

1979, 1980, 1981, 1982, 1983, 1984, 1986, 1987, 1988, 1989, 1990, 1991, 1992, 1993, 1994, 1995, 1997, 2007, 2008, 2011, 2014

National Championships (2)

1979, 1982

ALL-TIME COACHES

Coach	Years	Overall Record	OVC Record	OVC Titles	Playoff Appearances
James Park	1909	0-0-4 (.500)	-	-	-
Clyde Wilson	1910-11	2-7-1 (.250)	-	-	-
Charles Keith	1912	3-4-1 (.438)	-	-	-
Ben Bernard	1913-16	8-13-2 (.391)	-	-	-
Clyde McCoy	1919-21	3-6-1 (.350)	-	-	-
George Hembree	1922-28	21-29-4 (.426)	-	-	-
Charles "Turkey" Hughes	1929-34	8-29-6 (.256)	-	-	-
Rome Rankin	1935-46	56-22-6 (.702)	-	-	-
Tom Samuels	1947-53	41-24-2 (.627)	17-12-2 (.581)	0	-
Glenn Presnell	1954-63	43-49-3 (.463)	27-29-1 (.482)	2	-
Roy Kidd	1964-02	315-123-8 (.715)	207-61-4 (.768)	16	17
Danny Hope	2003-07	35-22 (.614)	32-8 (.800)	1	1
Dean Hood	2008-15	55-38 (.591)	44-19 (.698)	2	3
Mark Elder	2016-present	14-19 (.424)	10-13 (.435)	0	0



Burgess-Snow Field at JSU Stadium (24,000) - Opened in 1947.



JACKSONVILLE STATE GAMECOCKS



Dr. John Beehler
President



Greg Seitz
Athletics Director



Josh Underwood
Football Contact



John Grass
Head Coach

2019 SCHEDULE

Aug. 29	at Southeastern Louisiana (ESPN+)	7:00 p.m.
<i>Jacksonville State leads 6-4-1; Last Meeting: JSU won 10-7 (9/30/78)</i>		
Sept. 7	Chattanooga (ESPN+)	6:00 p.m.
<i>Chattanooga leads 25-16; Last Meeting: JSU won 27-13 (8/26/17)</i>		
Sept. 14	Eastern Washington (ESPN+)	3:00 p.m.
<i>Eastern Washington leads 1-0; Last Meeting: EWU won 35-24 (12/14/13)</i>		
Sept. 21	North Alabama (ESPN+)	6:00 p.m.
<i>Jacksonville State leads 25-18-3; Last Meeting: JSU won 31-12 (9/1/16)</i>		
Sept. 28	at Austin Peay* (ESPN+)	2:00 p.m.
<i>Jacksonville State leads 20-6-3; Last Meeting: JSU won 48-32 (9/29/18)</i>		
Oct. 5	Tennessee State* (ESPN+)	6:00 p.m.
<i>Jacksonville State leads 11-2; Last Meeting: JSU won 41-14 (11/10/18)</i>		
Oct. 12	at Eastern Illinois* (ESPN+)	12:00 p.m.
<i>Jacksonville State leads 10-6; Last Meeting: JSU won 49-22 (10/13/18)</i>		
Oct. 19	Southeast Missouri* (HC) (ESPN3)	3:00 p.m.
<i>Jacksonville State leads 17-6; Last Meeting: SEMO won 37-14 (10/20/18)</i>		
Oct. 26	Murray State* (ESPN3)	3:00 p.m.
<i>Jacksonville State leads 14-2; Last Meeting: JSU won 42-15 (10/27/18)</i>		
Nov. 2	at UT Martin* (ESPN+)	2:00 p.m.
<i>Jacksonville State leads 33-7; Last Meeting: JSU won 21-14 (11/3/18)</i>		
Nov. 9	at Tennessee Tech* (ESPN+)	1:30 p.m.
<i>Jacksonville State leads 16-7; Last Meeting: JSU won 48-20 (9/22/18)</i>		
Nov. 23	Eastern Kentucky* (ESPN3)	1:00 p.m.
<i>Jacksonville State leads 10-6; Last Meeting: JSU won 56-7 (10/6/18)</i>		

* Denotes Ohio Valley Conference Matchup
Home Games in Bold HC - Homecoming
 All Times Central and Subject to Change

QUICK FACTS

Basic Information

Location: Jacksonville, Ala.
 Enrollment: 8,514
 Founded: 1883
 Nickname: Gamecocks
 Colors: Red and White
 President: Dr. John M. Beehler
 Athletic Director: Greg Seitz
 Stadium (Capacity): Burgess-Snow Field at JSU Stadium (24,000)
 Surface: Pro Grass Artificial
 Twitter: @JSUGamecocks, @JSUGamecockFB

Media Relations

Football Contact Josh Underwood
 Office Phone: (256) 782-5915
 Cell Phone: (256) 453-0545
 Fax: (256) 782-5958
 Email: underwood@jsu.edu
 Web site: www.JSUGamecockSports.com
 Press Box Phone: (256) 782-5585/5586

Team Information

Offense: Multiple
 Defense: Multiple
 Lettermen Returning/Lost: 62/30
 Offensive Starters Returning 9/2
 Defensive Starters Returning: 6/5
 Specialist Starters Returning: 2/2
 2018 Record/OVC Record (Finish): 9-4/7-1 (1st)
 Postseason: 1-1 (Lost in Second Round)

All-Time Record/OVC Record: 550-352-40 (.605)/102-24 (.809)
 Joined OVC: 2003
 OVC Championships (Last): 8 (2018)
 NCAA FCS Playoff Appearances (Last): 9 (2018)

PRESEASON DEPTH CHART

OFFENSE

WR	9	Daniel Byrd	6-0	190	R-Sr.
	13	Ahmad Edwards	6-1	180	R-Fr.
WR	84	Jamari Hester	6-7	210	R-Sr.
	3	Jarad Washington	5-8	171	R-Sr.
OT	65	Michael Shaddix	6-4	280	R-So.
	71	Tylan Grable	6-7	260	R-Fr.
OG	56	Cameron Hill	6-1	290	So.
	69	Treylen Brown	6-3	315	Fr.
C	77	Deandre Butler	6-3	311	So.
	58	Tyrese Slocum	6-4	305	R-So.
OG	74	Darius Anderson	6-3	310	R-Sr.
	59	Tyler Pritchett	6-3	295	R-Sr.
OT	73	Hunter Sosebee	6-7	290	R-Sr.
	75	Ye'Majesty Sanders	6-5	297	R-So.
QB	6	Zerrick Cooper	6-4	225	R-Jr.
	10	Zion Webb	6-0	200	R-Sr.
RB	21	Michael Matthews	5-11	209	R-So.
	20	Uriah West	6-0	225	So.
TE	44	Landon Rice	6-5	250	R-Jr.
	4	Trae Barry	6-7	240	Jr.
WR	11	Josh Pearson	6-4	210	R-Sr.
	19	DeQuan Charleston	6-0	185	R-So.

DEFENSE

DE	12	DJ Coleman	6-6	245	So.
	2	Tre' Threat	6-2	250	Sr.
DL	99	Montrez Lang	6-1	300	R-Sr.
	95	Tyre Mcinney	6-1	275	Sr.
DL	50	Anthony Nesby	6-2	310	R-Fr.
	55	Nahum Horton	6-3	295	R-Jr.
DE	41	Markeyce Troutman	6-4	225	R-Fr.
	85	Ty Minshew	6-2	230	R-Sr.
LB	32	Christian Wafford	5-11	200	R-Sr.
	4	Charles Crawford	5-10	195	Jr.
LB	24	Zack Woodard	6-1	230	R-So.
	17	Dakota Chapman	6-2	235	R-So.
LB	42	Jalen Choice	6-3	234	R-Sr.
	19	Marshall Clark	5-11	205	R-Fr.
CB	7	Yul Gowdy	5-10	175	R-So.
	10	Jacquez Payton	6-1	170	R-Jr.
CB	18	Malik Feaster	6-0	180	So.
	22	Bradley Flott	6-2	185	R-So.
S	14	Jeremiah Harris	5-10	180	R-So.
	9	Darius Joiner	6-2	195	R-So.
S	13	Traco Williams	5-11	195	Sr.
	1	Marlon Bridges	6-0	205	R-Sr.

SPECIAL TEAMS

PK	92	Bryant Wallace	6-1	205	R-So.
P	11	Jason Pierce	6-3	215	So.
LS	47	Josh Brady	6-3	238	Sr.
HO	87	Preston Knight	6-5	212	Jr.
KR	22	Jaelen Greene	5-9	202	Jr.
	9	Daniel Byrd	6-0	190	R-Sr.
PR	9	Daniel Byrd	6-0	190	R-Sr.

Returning Starters in Bold

Key Losses

OT	B.J. Autry	<i>First-Team All-American</i>
C	Tyler Scozzaro	<i>First-Team All-OVC</i>
DL	Randy Robinson	<i>38 tackles, 8.0 TFL, 3.0 sacks, 10 QBH</i>

PLAYERS TO WATCH



ZERRICK COOPER

Junior • Quarterback
6-4 • 225 • Jonesboro, Ga.

2019 OVC Preseason Player of the Year...2018 All-OVC first-team selection...After transferring from Clemson, completed 251-of-417 passes (60.2%) for 3,416 yards and 32 touchdowns in leading JSU to OVC Championship and second round of FCS Playoffs...Also rushed for 371 yards and six additional scores...32 passing touchdowns were the third-most in OVC single-season history while his 3,787 yards of total offense ranked sixth in OVC history...Passed for 417 yards and four touchdowns in neutral site game against Kennesaw State.



JOSH PEARSON

Senior • Wide Receiver
6-4 • 205 • Decatur, Ala.

Preseason All-American...Named to four All-American Teams in 2018, including being a first-team selection by the AP, STATS and Phil Steele...2018 All-OVC first-team selection...Led all Division I players (FBS or FCS) with 17 touchdown catches...Hauled in 67 total receptions for 1,123 yards...Became first player in school history to open the season with three-straight 100-yard receiving games...Was a finalist for the Walter Payton Award...Won 2018-19 OVC Steve Hamilton Sportsmanship Award for work on the field, in the classroom and in the community.

TEAM NOTES

- JSU enters the 2019 season having won 39 of its last 40 OVC contests. The Gamecocks saw its 36-game OVC winning streak come to an end last season; that streak was the longest in OVC history and the second-longest in FCS history (trailing only 39-straight wins by Duquesne in the MAAC from 1999-2006).

- JSU enters the 2019 season having been in the Top 10 of at least one of the two major FCS Polls (STATS and Coaches) for 70 of the past 73 weeks. Overall the Gamecocks have been ranked in the Top 25 for 74 consecutive weeks.

- JSU has placed a total of 82 players on the All-OVC Teams over the past five seasons. JSU had 18 All-OVC picks in 2014, 17 in both the 2015 and 2016, 16 in 2017 and 14 a year ago.

- Since JSU Stadium opened in 1946, Jacksonville State has posted an incredible 282-101-8 record at home. Since joining the Ohio Valley Conference in 2003, the Gamecocks are 73-17 for a 81.1 winning percentage and are 53-10 in OVC games during that span.

- Burgess-Snow Field at JSU Stadium, home of the Gamecocks since 1947, finished an 18-month, \$47 million expansion that pushed the capacity to 24,000 prior to the 2010 season. The facility consists of seven stories, with the bottom four floors dedicated to nearly 400 dorm beds. The top three floors include 33 luxury skyboxes, a press area, coaches booths, radio and television broadcast facilities and a game management booth.



OHIO VALLEY CONFERENCE




NUMERICAL ROSTER

No.	Name	Pos.	Ht.	Wt.	Yr.	Hometown (Last School)
1	Marlon Bridges	SAF	6-0	205	R-Sr.	Lanett, Ala. (Lanett HS)
1	KJ Stepherson	WR	6-1	185	R-Jr.	Jacksonville, Fla. (First Coast HS)
2	Ed Gipson	WR	6-3	195	Fr.	Pelham, Ala. (Pelham HS)
2	Tre Threat	DE	6-2	250	Sr.	Mobile, Ala. (Auburn University)
3	Jerad Washington	WR	5-8	171	R-Sr.	Jacksonville, Fla. (South Carolina)
3	Ja'Cobie Lofton	SAF	6-2	211	R-Fr.	McCalla, Ala. (McAdory HS)
4	Trae Barry	TE	6-7	240	Jr.	Summerdale, Ala. (Spanish Fort HS)
4	Charles Crawford	SAF	5-10	195	Jr.	Prichard, Ala. (Vigor HS)
5	TaCorrie Russell	DE	6-3	230	R-Fr.	Oxford, Ala. (Oxford HS)
6	Zerrick Cooper	QB	6-4	225	R-Jr.	Jonesboro, Ga. (Clemson)
6	George Steele	CB	5-10	180	R-Fr.	Trussville, Ala. (Hewitt-Trussville HS)
7	Yul Gowdy	CB	5-10	175	R-So.	Birmingham, Ala. (Minor HS)
7	Chappelle Wade	QB	5-11	207	R-Fr.	Birmingham, Ala. (Carver HS)
9	Daniel Byrd	WR	6-0	190	R-Sr.	Pensacola, Fla. (Pensacola Catholic)
9	Darius Joiner	SAF	6-2	195	R-So.	Roanoke, Ala. (Handley HS)
10	Zion Webb	QB	6-0	200	R-So.	Phenix City, Ala. (Central HS)
10	Jacquez Payton	CB	6-1	170	R-Jr.	Georgiana, Ala. (Georgiana HS)
11	Josh Pearson	WR	6-4	210	R-Sr.	Decatur, Ala. (Austin HS)
11	Jason Pierce	P	6-3	215	So.	Powder Springs, Ga. (Hillgrove HS)
11	Marquece Henry	SAF	6-0	186	Fr.	Phenix City, Ala. (Central HS)
12	DJ Coleman	DE	6-6	245	So.	Atlanta, Ga. (South Atlanta HS)
12	Dalton Etheridge	QB	5-11	200	R-Sr.	Jonesboro, Ga. (Eagles Landing Christian)
13	Ahmad Edwards	WR	6-1	180	R-Fr.	Alabaster, Ala. (Thompson HS)
13	Traco Williams	SAF	5-11	195	Sr.	Valley, Ala. (Valley HS)
14	Jeremiah Harris	SAF	5-10	180	R-So.	Shorterville, Ala. (Abbeville HS)
14	Jake Wisener	QB	6-0	187	R-Fr.	Guntersville, Ala. (Guntersville HS)
15	Jamias Presley	CB	5-10	165	R-Fr.	Opelika, Ala. (Opelika HS)
16	Laletia Hale	LB	6-0	217	Fr.	Montgomery, Ala. (Carver HS)
17	Dakota Chapman	LB	6-2	235	R-So.	McCalla, Ala. (McAdory HS)
18	Aaron Graham	QB	6-2	165	Fr.	Sandy Springs, Ga. (Riverwood HS)
18	Malik Feaster	CB	6-0	180	So.	Toccoa, Ga. (Stephens County HS)
19	Marshall Clark	LB	5-11	205	R-Fr.	Munford, Ala. (Munford HS)
19	Dequan Charleston	WR	6-0	185	R-So.	Linden, Ala. (Linden HS)
20	Uriah West	RB	6-0	225	So.	Douglasville, Ga. (Douglas County HS)
21	Michael Matthews	RB	5-11	209	R-So.	Mobile, Ala./UMS-Wright HS)
21	Demarco Price	CB	5-9	170	R-Fr.	Douglasville, Ga. (Douglas County HS)
22	Jaelen Greene	RB	5-9	202	Jr.	College Park, Ga. (Cincinnati)
22	Bradley Flott	CB	6-2	185	R-So.	Mount Vernon, Ala. (St. Paul's Episcopal)
23	Colt Smith	TE	6-0	215	Fr.	Florence, Ala. (Mars Hill Bible HS)
24	Colton Shirley	RB	6-1	200	R-So.	Hayden, Ala. (Hayden HS)
24	Zack Woodard	LB	6-1	230	R-So.	Thomasville, Ala. (Thomasville HS)
25	Kevin Wallace II	RB	6-1	215	R-Fr.	Bessemer, Ala. (McAdory HS)
25	Tre Bendolph	CB	5-9	175	R-So.	Mobile, Ala. (McGill-Toolen HS)
26	Cory Alexander	CB	6-0	180	Fr.	Mobile, Ala. (Cottage Hill Christian)
26	Li'cedric Varner	SLB	5-11	195	R-So.	Greensboro, Ala. (Greensboro HS)
27	Brandon Pugh	SAF	6-2	200	R-So.	Auburn, Ala. (Auburn HS)
27	Marcus Carter	CB	6-0	175	R-Jr.	Columbiana, Ala. (Shelby County HS)
28	Stevonte Tullis	LB	6-0	200	R-So.	Dothan, Ala. (Ashford HS)
29	Myles Brown	SAF	5-9	177	R-Fr.	Alabaster, Ala. (Thompson HS)
30	Austin Kinsey	RB	6-0	230	R-Fr.	Grove Hill, Ala. (Clarke County HS)
31	Gabriel Webb	RB	5-11	225	R-So.	Oxford, Ala. (Oxford HS)
31	Hudson Petty	SAF	6-2	185	Fr.	Whitwell, Tenn. (Whitwell HS)
32	Christian Wafford	SLB	5-11	200	R-Sr.	Fayetteville, Ga. (Whitewater HS)
34	Ja'Quan Scales	WR	6-1	200	R-So.	Talladega, Ala. (Talladega HS)
34	Walker Harris	DE	6-4	230	Fr.	Greensboro, N.C. (Northern Guilford HS)
35	Phillip Russell	LB	5-10	215	R-So.	Dadeville, Ala. (Dadeville HS)
36	Parker Holland	PK	6-2	205	Jr.	Gadsden, Ala. (Southern Miss)
37	Phillip Hopkins	DE	6-2	230	Fr.	Montgomery, Ala. (Robert E. Lee HS)
39	Kyle Holt	DE	6-4	210	Fr.	Mapleton, Ga. (Whitefield Academy)
40	Brandon Hudgins	LB	6-1	225	Fr.	Eufaula, Ala. (Eufaula HS)
41	Markeyce Troutman	DE	6-4	225	R-Fr.	Butler, Ga. (Taylor County HS)
42	Jalen Choice	LB	6-3	234	R-Sr.	Tuscaloosa, Ala. (Hillcrest HS)
43	Malik Thompson	SAF	5-11	187	R-Jr.	Villa Rica, Ga. (Lane (Tenn.) College)
44	Landon Rice	TE	6-5	250	R-So.	Rome, Ga. (Miss. Gulf Coast CC)
45	Christin Brown	DE	6-2	233	Fr.	Maplesville, Ala. (Maplesville HS)
46	Cole Corkren	LB	6-0	230	R-Sr.	Heflin, Ala. (Cieburne County HS)
47	Josh Brady	LS	6-3	238	Sr.	Chattanooga, Tenn. (Silverdale Baptist)
48	Ryan Jewell	LB	6-1	245	Fr.	Pelham, Ala. (Pelham HS)
49	Ryan Henderson	SAF	6-0	190	So.	Huntsville, Ala. (Buckhorn HS)
50	Anthony Nesby	DL	6-2	310	R-Fr.	Atlanta, Ga. (South Atlanta HS)
51	Aaron Zawacki	LB	6-2	225	R-So.	Huntsville, Ala. (Buckhorn HS)
51	Tahj Lee	OL	6-2	265	R-Fr.	McCalla, Ala. (McAdory HS)
52	Martavis Barber	OL	6-5	308	Fr.	Talbotton, Ga. (Central HS)
53	An'Darius Fergerson	DL	5-10	275	R-Fr.	Shorter, Ala. (Tallassee HS)
55	Nahum Horton	DL	6-3	295	R-Jr.	Centre, Ala. (Cherokee County HS)
55	Cade Nayadley	OL	6-4	290	Fr.	Ringgold, Ga. (Ringgold HS)
56	Cameron Hill	OL	6-1	290	So.	Montgomery, Ala. (Robert E. Lee HS)
57	Jackson Luttrell	DL	6-3	280	Fr.	Rainbow City, Ala. (Westbrook Christian HS)
58	Tyrese Slocum	OL	6-4	305	R-So.	Memphis, Tenn. (Ridgeway HS)
59	Tyler Pritchett	OL	6-3	295	R-Jr.	Auburn, Ala. (North Carolina)
60	Zack Cangelosi	OL	6-3	300	R-So.	Harvest, Ala. (Sparkman HS)
65	Michael Shaddix	OL	6-4	280	R-So.	Fort Payne, Ala. (Fort Payne HS)
68	Marquise Lavender	OL	6-0	272	R-Jr.	Hueytown, Ala. (Hueytown HS)
69	Treylen Brown	OL	6-3	315	Fr.	Spartanburg, S.C. (Fork Union (Va.) Military)
73	Hunter Sosebee	OL	6-7	290	R-Sr.	Ringgold, Ga. (Old Dominion)
74	Darius Anderson	OL	6-3	310	R-Sr.	Jonesboro, Ga. (East Carolina)
75	Ye'Majesty Sanders	OL	6-5	297	R-So.	Columbus, Ga. (Spencer HS)
76	Gladstone Patterson	OL	6-3	275	R-So.	Fort Payne, Ala. (Fort Payne HS)
77	Deandre Butler	OL	6-3	311	So.	Opelika, Ala. (Opelika HS)
78	Pete Brown	OL	6-6	330	Jr.	Talbotton, Ga. (Highland (Kan.) CC)
80	Isaiah Hicks	WR	5-8	160	R-So.	Camp Hill, Ala. (Dadeville HS)
81	Dave Russell III	WR	6-0	185	R-Fr.	Oxford, Ala. (Oxford HS)
83	Tripp Daniels	WR	5-11	175	Fr.	Tuscaloosa, Ala. (Northridge HS)
84	Jamari Hester	WR	6-7	210	R-Sr.	Miami, Fla. (Miami Central HS)
85	Ty Minshev	DE	6-2	230	R-Sr.	San Diego, Calif. (Glencoe HS)
86	Logan McVay	WR	5-11	205	R-So.	Demopolis, Ala. (Demopolis HS)
87	Preston Knight	P	6-5	212	Jr.	Prattville, Ala. (Alabama)
88	Tylan Grable	TE	6-7	260	R-Fr.	Gordon, Ga. (Wilkinson County HS)
89	Dillon Campbell	DE	5-10	220	R-Jr.	Vestavia, Ala. (Vestavia Hills HS)
90	Lemuel Gordon	DE	6-2	265	Fr.	Montgomery, Ala. (Carver HS)
91	Chris Hardie	DL	6-2	280	Fr.	Vincent, Ala. (Vincent HS)
92	Bryant Wallace	K/P	6-1	205	R-So.	Florence, Ala. (Rogers HS)
93	Dacorrion West	DL	6-3	300	Fr.	Columbus, Ga. (Carver HS)
94	Matthew Muncher	DE	6-2	230	R-Fr.	Oxford, Ala. (Oxford HS)
95	Tyre McKinney	DL	6-1	275	Sr.	Sylacauga, Ala. (B.B. Comer HS)
98	Keevaughn Peterson	DE	6-2	252	Fr.	Columbus, Ga. (Hardaway HS)
99	Montrez Lang	DL	6-1	300	R-Sr.	Prichard, Ala. (Vigor HS)

ALPHABETICAL ROSTER

No.	Name	Pos.	Yr.
25	Cory Alexander	CB	Fr.
74	Darius Anderson	OL	R-Sr.
52	Martavis Barber	OL	Fr.
4	Trae Barry	TE	Jr.
25	Tre Bendolph	CB	R-So.
47	Josh Brady	LS	Sr.
1	Marlon Bridges	SAF	R-Sr.
78	Pete Brown	OL	Jr.
45	Christin Brown	DE	Fr.
29	Myles Brown	SAF	R-Fr.
69	Treylen Brown	OL	Fr.
77	Deandre Butler	OL	So.
9	Daniel Byrd	WR	R-Sr.
89	Dillon Campbell	DE	R-Jr.
60	Zack Cangelosi	OL	R-So.
27	Marcus Carter	CB	R-Jr.
17	Dakota Chapman	LB	R-So.
19	Dequan Charleston	WR	R-So.
42	Jalen Choice	LB	R-Sr.
19	Marshall Clark	LB	R-Fr.
12	DJ Coleman	DE	So.
6	Zerrick Cooper	QB	R-Jr.
46	Cole Corkren	LB	R-Sr.
4	Charles Crawford	SAF	Jr.
83	Tripp Daniels	WR	Fr.
13	Ahmad Edwards	WR	R-Fr.
12	Dalton Etheridge	QB	R-Sr.
18	Malik Feaster	CB	So.
53	An'Darius Fergerson	DL	R-Fr.
22	Bradley Flott	CB	R-So.
2	Ed Gipson	WR	Fr.
90	Lemuel Gordon	DE	Fr.
7	Yul Gowdy	CB	R-So.
88	Tylan Grable	TE	R-Fr.
18	Aaron Graham	QB	Fr.
22	Jaelen Greene	RB	Jr.
16	Laletia Hale	LB	Fr.
91	Chris Hardie	DL	Fr.
14	Jeremiah Harris	SAF	R-So.
34	Walker Harris	DE	Fr.
49	Ryan Henderson	SAF	So.
11	Marquece Henry	SAF	Fr.
84	Jamari Hester	WR	R-Sr.
56	Cameron Hill	OL	So.
80	Isaiah Hicks	WR	R-So.
36	Parker Holland	PK	Jr.
39	Kyle Holt	DE	Fr.
37	Phillip Hopkins	DE	Fr.
55	Nahum Horton	DL	R-Jr.
40	Brandon Hudgins	LB	Fr.
48	Ryan Jewell	LB	Fr.
9	Darius Joiner	SAF	R-So.
30	Austin Kinsey	RB	R-Fr.
87	Preston Knight	P	Jr.
99	Montrez Lang	DL	R-Sr.
68	Marquise Lavender	OL	R-Jr.
51	Tahj Lee	OL	R-Fr.
3	Ja'Cobie Lofton	SAF	R-Fr.
57	Jackson Luttrell	DL	Fr.
21	Michael Matthews	RB	R-So.
95	Tyre McKinney	DL	Sr.
86	Logan McVay	WR	R-So.
85	Ty Minshev	DE	R-Sr.
94	Matthew Muncher	DE	R-Fr.
55	Cade Nayadley	OL	Fr.
50	Anthony Nesby	DL	R-Fr.
76	Gladstone Patterson	OL	R-So.
10	Jacquez Payton	CB	R-Jr.
11	Josh Pearson	WR	R-Sr.
98	Keevaughn Peterson	DE	Fr.
31	Hudson Petty	SAF	Fr.
11	Jason Pierce	P	So.
15	Jamias Presley	CB	R-Fr.
21	Demarco Price	CB	R-Fr.
59	Tyler Pritchett	OL	R-Jr.
27	Brandon Pugh	SAF	R-So.
44	Landon Rice	TE	R-Jr.
81	Dave Russell III	WR	R-Fr.
35	Phillip Russell	LB	R-So.
5	TaCorrie Russell	DE	R-Fr.
75	Ye'Majesty Sanders	OL	R-So.
34	Ja'Quan Scales	WR	R-So.
65	Michael Shaddix	OL	R-So.
24	Colton Shirley	RB	R-So.
58	Tyrese Slocum	OL	R-So.
23	Colt Smith	TE	Fr.
73	Hunter Sosebee	OL	R-Sr.
6	George Steele	CB	R-Fr.
1	KJ Stepherson	WR	R-Jr.
43	Malik Thompson	SAF	R-Jr.
2	Tre Threat	DE	Sr.
41	Markeyce Troutman	DE	R-Fr.
28	Stevonte Tullis	LB	R-So.
26	Li'cedric Varner	SLB	R-So.
7	Chappelle Wade	QB	R-Fr.
32	Christian Wafford	SLB	R-Sr.
92	Bryant Wallace	K/P	R-So.
25	Kelvin Wallace II	RB	R-Fr.
3	Jerad Washington	WR	R-Sr.
31	Gabriel Webb	RB	R-So.
10	Zion Webb	QB	R-So.
93	Dacorrion West	DL	Fr.
20	Uriah West	RB	So.
13	Traco Williams	SAF	Sr.
14	Jake Wisener	QB	R-Fr.
24	Zack Woodard	LB	R-So.
51	Aaron Zawacki	LB	R-So.



After serving as the team's offensive coordinator in 2013, Grass was named Jacksonville State head coach on January 21, 2014. Grass graduated from Jacksonville State in 1990. He was named OVC Coach of the Year in each of his first three seasons with the Gamecocks and led JSU to the National Title game in 2015.

JOHN GRASS

HEAD COACH

6TH SEASON

52-12 CAREER RECORD

Birthdate: February 28, 1968
Hometown: Ashville, Alabama
College: Jacksonville State, 1990 (Physical Education)
Family: Wife - Jada
 Children - Jud, Jules, Jace

Career Record

Year	School	Overall	Conf. (Finish)
2014	Jacksonville State	10-2	8-0 (1st)
2015	Jacksonville State	13-2	8-0 (1st)
2016	Jacksonville State	10-2	7-0 (1st)
2017	Jacksonville State	10-2	8-0 (1st)
2018	Jacksonville State	9-4	7-1 (1st)

CAREER HIGHLIGHTS

- Grass was named OVC Coach of the Year in 2014 after leading Jacksonville State to a perfect 8-0 record, OVC Championship and No. 9 final national ranking in his first year as head coach. In the process he became one of just five first-year head coaches to win an OVC Championship.
- Followed his inaugural season by leading Jacksonville State to the FCS National Title game in 2015 and earning his second OVC Coach of the Year Award. JSU finished season 13-2 overall and were 8-0 in the OVC for the second-straight year. Gamecocks were ranked No. 1 for 11 weeks during the year and finished season ranked No. 2. He was also named AFCA National Coach of the Year in 2015, becoming the first OVC coach to earn that honor.
- In his first five seasons as JSU head coach, Grass has led the Gamecocks to a 38-1 OVC record, including a 36-game winning streak to start his career (the longest streak in OVC history and second-longest in FCS history).
- Grass has led JSU to five-straight OVC Championships (2014-18), which is an OVC record.
- Grass was named Jacksonville State's Offensive Coordinator prior to the 2013 season. During that season he helped orchestrate an offense that get numerous school, OVC and national records on its way to a 11-4 overall record, FCS quarterfinals berth and a No. 10 final national record. That marked the highest finish in the poll for the program during its Division I Era.
- During the 2013 season the Gamecocks amassed 6,637 yards of total offense (1,755 more yards than the previous school record) and scored 528 points (107 more than the old record). The team also set a new record with 65 touchdowns, including 48 rushing scores which set the OVC all-time record (breaking a record that had stood since 1959).
- Grass joined the JSU staff after coaching at the high school level for over 17 years and compiling a 122-61 career record.
- Grass served as head coach at Oxford High School (2008-12), posting five-straight winning records, a 41-16 overall record and the school's first-ever appearance in the Alabama 6A State Semifinals.
- Was named the Alabama 6A Coach of the Year in 2007 after leading Spain Park High School to the state championship game. Also was the head coach at Moody High School (2003-05), Albertville High (2002-03), Ashville High School (1995-99).

ASSISTANT COACHES

- Assoc. Head Coach/Defensive Coord./Safeties:** ... Kelvin Sigler
 Alma Mater:Alabama, 1999 (2nd season)
- Asst. Head Coach/Offensive Coordinator/RB's:**..... Jimmy Ogle
 Alma Mater: Tennessee, 1999 (20th season)
- Offensive Line:**..... Kevin Revis
 Alma Mater: Chattanooga, 2014 (4th season)
- Run Defense Coordinator/Defensive Line:** William Green
 Alma Mater:Florida, 2012 (3rd season)
- Defensive Ends:**.....Landius Wilkerson
 Alma Mater: Alabama State, 2004 (2nd season)
- Tight Ends/Recruiting Coordinator:**J.R. Sandlin
 Alma Mater: UCF, 2009 (6th season)
- Wide Receivers:**..... Cody Wells
 Alma Mater: ULM, 2013 (4th season)
- Quarterbacks:**Cleo Lemon
 Alma Mater: North Florida, 2014 (3rd season)
- Pass Game Coordinator/CBs/Special Teams:** Owen Kilgore
 Alma Mater: Tennessee, 2013 (5th season)
- Inside Linebackers:**Josh Linam
 Alma Mater: UCF, 2012 (1st season)



OHIO VALLEY CONFERENCE



2018 TEAM STATISTICS

	<u>JSU</u>	<u>Opponent</u>				
SCORING	520	323				
Points Per Game	40.0	24.8				
FIRST DOWNS	326	219				
Rushing	134	81				
Passing	169	106				
Penalty	23	32				
RUSHING YARDAGE	2601	1677				
Yards Gained Rushing	2864	2061				
Yards Lost Rushing	263	384				
Rushing Attempts	514	434				
Average Per Rush	5.1	3.9				
Average Per Game	200.1	129.0				
TDs Rushing	29	15				
PASSING YARDAGE	3864	2370				
Comp-Att-Int	286-43-15	205-412-15				
Average Per Pass	8.0	5.8				
Average Per Catch	13.5	11.6				
Average Per Game	297.2	182.3				
TDs Passing	37	22				
TOTAL OFFENSE	6464	4047				
Total Plays	997	846				
Average Per Play	6.5	4.8				
Average Per Game	497.3	311.3				
TIME OF POSSESSION/GAME	31:52	28:08				
3RD DOWN CONVERSIONS	82/186	48/184				
3rd-Down Pct.	44%	26%				
4TH DOWN CONVERSIONS	11/19	12/16				
4th-Down Pct.	58%	75%				
RED-ZONE SCORES	50-57 (88%)	34-41 (83%)				
RED-ZONE TOUCHDOWNS	40-57 (70%)	24-41 (59%)				
PAT-ATTEMPTS	64-66 (97%)	30-36 (83%)				
ATTENDANCE	101,421	30,839				
Games/Avg. Per Game	6/16,904	5/6,168				
Neutral Site Games	-	2/15,224				
SCORE BY QUARTERS	<u>1st</u>	<u>2nd</u>	<u>3rd</u>	<u>4th</u>	<u>OT</u>	<u>Total</u>
Jacksonville State	118	114	114	146	28	520
Opponents	76	65	68	78	36	323

2018 INDIVIDUAL STATISTICS

RUSHING						
Player	<u>G</u>	<u>Att.</u>	<u>Yds.</u>	<u>Avg.</u>	<u>TD</u>	<u>Yds./G</u>
Jaelen Greene	13	134	723	5.4	4	55.6
Michael Matthews	13	67	419	6.3	4	32.2
Zion Webb	10	60	412	6.9	6	41.2
Zerrick Cooper	13	108	371	3.4	6	28.5
Leander Burrowes	11	49	198	4.0	4	18.0
PASSING						
Player	<u>G</u>	<u>Comp.-Att.</u>	<u>Pct.</u>	<u>Yds.</u>	<u>TD/Int.</u>	<u>Avg.</u>
Zerrick Cooper	13	251-417	60.2	3416	32/14	262.8
Zion Webb	10	34-61	55.7	444	5/1	44.4
RECEIVING						
Player	<u>G</u>	<u>No.</u>	<u>Yds.</u>	<u>Avg.</u>	<u>TD</u>	<u>Yds./G</u>
Josh Pearson	13	67	1123	16.8	17	86.4
Jamari Hester	13	59	864	14.6	11	66.5
Daniel Byrd	12	36	392	10.9	2	32.7
Trae Barry	12	32	503	15.7	1	41.9
Shaq Davidson	9	21	243	11.6	4	27.0
SCORING						
Player	<u>G</u>	<u>TD</u>	<u>Xpt.</u>	<u>FG</u>	<u>Pts.</u>	<u>Pts./G</u>
Josh Pearson	13	17	-	-	106	8.2
Cade Stinnett	13	0	62-64	10-16	92	7.1
Jamari Hester	13	11	-	-	66	5.1
Zion Webb	10	6	-	-	36	3.6
Zerrick Cooper	13	6	-	-	36	2.8
TACKLES						
Player	<u>G</u>	<u>Solo</u>	<u>Asst.</u>	<u>Total</u>	<u>TFL</u>	<u>Sacks</u>
Jalen Choice	13	47	41	88	12.0	0
Marlon Bridges	12	40	29	69	2.5	0
Traco Williams	13	46	20	66	8.5	0
Quan Stoudemire	13	31	32	63	6.0	2.0
Christian Wafford	13	26	22	48	10.0	2.0
INTERCEPTIONS						
Player	<u>G</u>	<u>No.</u>	<u>Yds.</u>	<u>Avg.</u>	<u>TD</u>	<u>PBU</u>
Traco Williams	13	4	63	15.8	0	6
Zack Woodard	13	3	29	9.7	0	1
Marlon Bridges	12	2	32	16.0	1	0

Returning Players in Bold



2018 SCHEDULE AND RESULTS

Date	Opponent	Result	Attendance
8/25	vs. #14 N. Carolina A&T #	L, 17-20	13,50
9/8	Mississippi Valley State	W, 71-0	21,864
9/22	Tennessee Tech*	W, 48-20	17,403
9/29	Austin Peay*	W, 48-32	19,388
10/6	at Eastern Kentucky*	W, 56-7	6,820
10/13	Eastern Illinois*	W, 49-22	15,649
10/20	at Southeast Missouri*	L, 14-37	3,103
10/27	at Murray State*	W, 42-15	8,053
11/3	UT Martin* (ESPN+)	W, 21-14	16,093
11/10	at Tennessee State*	W, 41-14	6,718
11/17	vs. #2 Kennesaw State %	L, 52-60 (5OT)	16,949
11/24	#21 East Tennessee \$	W, 34-27	11,024
12/1	at #12 Maine \$	L, 27-55	6,145

* - OVC Contest

- FCS Kickoff (Montgomery, Ala.)

Home Games in Bold

% - FCS Playoff Game



OHIO VALLEY CONFERENCE



TEAM RECORDS

INDIVIDUAL RUSHING

Most Attempts

Game: 39 - Boyce Callahan vs. Livingston (1972)
 Season: 292 - DaMarcus James (2013)
 Career: 800 - Boyce Callahan (1970-73)

Most Yards

Game: 298 - Kory Chapman vs. UT Martin (2003)
 Season: 1,788 - Troymaine Pope (2015)
 Career: 4,237 - Boyce Callahan (1970-73)

INDIVIDUAL PASSING

Most Attempts

Game: 53 - Reggie Stencil vs. Stephen F. Austin (1999)
 Season: 418 - Montressa Kirby (1997)
 Career: 1,031 - Eli Jenkins (2013-16)

Most Completions

Game: 30 - Marques Ivory vs. Eastern Ky. (2010)
 Season: 251 - Zerrick Cooper (2018)
 Career: 583 - Eli Jenkins (2013-16)

Most Yards

Game: 444 - Marques Ivory vs. Eastern Ky. (2010)
 Season: 3,416 - Zerrick Cooper (2018)
 Career: 7,652 - Eli Jenkins (2013-16)

INDIVIDUAL RECEIVING

Most Receptions

Game: 14 - Donald Young vs. North Alabama (1978)
 14 - Josh Barge vs. Auburn (2015)
 Season: 92 - Josh Barge (2015)
 Career: 247 - Josh Barge (2013-16)

Most Receiving Yards

Game: 247 - Ronald Bonner vs. Northwestern St. (1997)
 Season: 1,145 - Josh Barge (2015)
 Career: 3,611 - Josh Barge (2013-16)

YEAR-BY-YEAR RESULTS

YEAR	ALL	OVC	COACH	YEAR	ALL	OVC	COACH
1904	1-4-0	--	C.A. Holton	1962	4-3-2	--	Don Salls
1905	1-1-0	--	C. A. Holton	1963	4-4-1	--	Don Salls
1906	No Games Played			1964	4-4-1	--	Don Salls
1907	No Games Played			1965	7-2-0	--	Jim Blevins
1908	4-3-0	--	Earl Wells	1966	8-2-0	--	Jim Blevins
1909	0-2-0	--	F.A. Harwood	1967	4-5-1	--	Jim Blevins
1910	1-3-2	--	G.W. Penton	1968	3-6-0	--	Jim Blevins
1911	3-2-1	--	Ben Harris	1969	3-6-0	--	Charley Pell
1912	1-4-0	--	Ben Harris	1970	10-0-0	--	Charley Pell
1913	5-2-1	--	Ben Harris	1971	6-3-0	--	Charley Pell
1914	3-1-0	--	Ben Harris	1972	7-2-1	--	Charley Pell
1915	5-2-0	--	Ben Harris	1973	7-2-0	--	Charley Pell
1916	2-4-1	--	Ben Harris	1974	7-4-0	--	C. Mayfield
1917	9-0-1	--	Ben Harris	1975	7-3-0	--	C. Mayfield
1918	1-2-1	--	Ben Harris	1976	6-4-0	--	C. Mayfield
1919	3-4-1	--	Ben Harris	1977	11-3-0	--	Jim Fuller
1920	7-1-1	--	J.W. Stepehnsn	1978	7-3-0	--	Jim Fuller
1921	5-2-2	--	J.W. Stephenson	1979	4-6-0	--	Jim Fuller
1922	4-4-0	--	C.C. Bush	1980	8-3-0	--	Jim Fuller
1923	3-2-1	--	C.C. Bush	1981	8-3-0	--	Jim Fuller
1924	6-3-0	--	C.C. Bush	1982	10-2-0	--	Jim Fuller
1925	1-6-0	--	Earl Wren	1983	6-5-0	--	Jim Fuller
1926	1-7-0	--	Al Clemmons	1984	4-5-1	--	Joe Hollis
1927	2-4-1	--	Al Clemmons	1985	3-6-1	--	Bill Burgess
1928	5-2-0	--	Al Clemmons	1986	5-4-1	--	Bill Burgess
1929	5-3-0	--	J.W. Stephenson	1987	5-4-1	--	Bill Burgess
1930	4-3-1	--	J.W. Stephenson	1988	10-2-0	--	Bill Burgess
1931	0-9-1	--	T.B. Shotts	1989	13-1-0	--	Bill Burgess
1932	2-3-1	--	T.B. Shotts	1990	9-3-0	--	Bill Burgess
1933	2-5-1	--	T.B. Shotts	1991	12-1-0	--	Bill Burgess
1934	5-4-0	--	T.B. Shotts	1992	12-1-1	--	Bill Burgess
1935	2-5-0	--	T.B. Shotts	1993	3-7-0	--	Bill Burgess
1936	1-3-1	--	T.B. Shotts	1994	4-7-0	--	Bill Burgess
1937	0-5-0	--	T.B. Shotts	1995	7-4	--	Bill Burgess
1938	1-6-1	--	C.C. Dillon	1996	1-9	--	Bill Burgess
1939	0-7-2	--	C.C. Dillon	1997	1-10	--	Mike Williams
1940	3-5-0	--	Osmo Smith	1998	7-4	--	Mike Williams
1941	No Games Played			1999	1-10	--	Mike Williams
1942	No Games Played			2000	4-6	--	Jack Crowe
1943	No Games Played			2001	5-6	--	Jack Crowe
1944	No Games Played			2002	5-6	--	Jack Crowe
1945	1-1-0	--	C.C. Dillon	2003	8-4	7-1	Jack Crowe
1946	3-5-1	--	Don Salls	2004	9-2	7-1	Jack Crowe
1947	9-0-0	--	Don Salls	2005	6-5	6-2	Jack Crowe
1948	8-1-1	--	Don Salls	2006	6-5	5-3	Jack Crowe
1949	6-3-0	--	Don Salls	2007	6-5	5-3	Jack Crowe
1950	6-2-1	--	Don Salls	2008	8-3	6-2	Jack Crowe
1951	3-3-2	--	Don Salls	2009	8-3	6-1	Jack Crowe
1952	3-6-0	--	Don Salls	2010	9-3	6-2	Jack Crowe
1953	3-5-1	--	Don Salls	2011	7-4	6-2	Jack Crowe
1954	7-2-1	--	Don Salls	2012	6-5	5-3	Jack Crowe
1955	10-1-0	--	Don Salls	2013	11-4	5-3	Bill Clark
1956	5-3-0	--	Don Salls	2014	10-2	8-0	John Grass
1957	4-4-0	--	Don Salls	2015	13-2	8-0	John Grass
1958	5-4-0	--	Don Salls	2016	10-2	7-0	John Grass
1959	6-2-1	--	Don Salls	2017	10-2	8-0	John Grass
1960	3-6-0	--	Don Salls	2018	9-4	7-1	John Grass
1961	5-4-0	--	Don Salls				



Eli Jenkins (2013-16) capped his career by becoming JSU's career passing leader and also ranking seventh in FCS history for rushing yards by a quarterback (3,796).

OVC Championships (8)

2003, 2004, 2011*, 2014, 2015, 2016, 2017, 2018

* Co-Champions

NCAA FCS Playoff Appearances (9)

2003, 2004, 2010, 2013, 2014, 2015, 2016, 2017, 2018

ALL-TIME COACHES

Coach	Years	Overall Record	OVC Record	OVC Titles	Playoff Appearances
C.A. Holton	1904-05	2-5 (.286)	-	-	-
Milton Harper	1906	No Record	-	-	-
G.Z. Henderson	1906-07	No Record	-	-	-
Earl Wells	1908	4-3 (.571)	-	-	-
F.A. Harwood	1909	0-2 (.000)	-	-	-
Ernest Jones	1910	1-3-2 (.500)	-	-	-
Ben Harris	1911-19	29-13-8 (.656)	-	-	-
J.W. Stephenson	1920-21, 29-30	21-8-3 (.703)	-	-	-
C.C. Bush	1922-24	9-5 (.643)	-	-	-
Earl Wren	1925	1-6 (.143)	-	-	-
Al Clemmons	1926-28	8-13-1 (.386)	-	-	-
T.B. Shotts	1931-37	18-24-4 (.435)	-	-	-
C.C. Dillon	1938-39, 45	2-16-3 (.167)	-	-	-
Osmo Smith	1940	3-5 (.375)	-	-	-
Don Salls	1946-52, 54-64	95-57-11 (.647)	-	-	-
Ray Wedgeworth	1953	3-5-1 (.388)	-	-	-
Jim Blevins	1965-68	22-15-1 (.592)	-	-	-
Charley Pell	1969-73	33-13-1 (.713)	-	-	-
Clarkie Mayfield	1974-76	20-11 (.645)	-	-	-
Jim Fuller	1977-83	54-25-0 (.683)	-	-	-
Joe Hollis	1984	4-5-1 (.450)	-	-	-
Bill Burgess	1985-96	84-49-4 (.628)	-	-	-
Mike Williams	1997-99	9-17 (.364)	-	-	-
Jeff Richards	1999	1-5 (.166)	-	-	-
Jack Crowe	2000-12	87-57 (.604)	59-20 (.747)	3	3
Bill Clark	2013	11-4 (.733)	5-3 (.625)	0	1
John Grass	2014-present	52-12 (.813)	38-1 (.974)	5	5




Roy Stewart Stadium (16,800) - Opened in 1973.



MURRAY STATE RACERS




Dr. Robert Jackson
President



Kevin Saal
Athletics Director



Parker Griffith
Football Contact



Mitch Stewart
Head Coach

2019 SCHEDULE

Aug. 29	Pikeville (ESPN+)	6:00 p.m.
	<i>First meeting</i>	
Sept. 7	at Georgia (ESPN2)	3:00 p.m.
	<i>Georgia leads 1-0; Last Meeting: Georgia won 49-0 (9/22/45)</i>	
Sept. 14	at Toledo (ESPN3)	6:00 p.m.
	<i>First meeting</i>	
Sept. 21	Morehead State (ESPN+)	6:00 p.m.
	<i>Murray St. leads 40-16-1; Last Meeting: Murray St. won 63-13 (10/14/95)</i>	
Sept. 28	at UT Martin* (ESPN+)	6:00 p.m.
	<i>Murray State leads 37-20-1; Last Meeting: MSU won 45-38 (9/29/18)</i>	
Oct. 5	Eastern Illinois* (ESPN+)	1:00 p.m.
	<i>Eastern Illinois leads 19-15; Last Meeting: MSU won 48-41 (10/6/18)</i>	
Oct. 12	at Tennessee State* (ESPN+)	2:00 p.m.
	<i>Murray State leads 16-13; Last Meeting: MSU won 45-21 (10/13/18)</i>	
Oct. 19	Eastern Kentucky* (HC) (ESPN+)	2:00 p.m.
	<i>Eastern Kentucky leads 46-28-4; Last Meeting: MSU won 34-6 (10/20/18)</i>	
Oct. 26	at Jacksonville State* (ESPN3)	3:00 p.m.
	<i>Jacksonville State leads 14-2; Last Meeting: JSU won 42-15 (10/27/18)</i>	
Nov. 2	Tennessee Tech* (ESPN+)	1:00 p.m.
	<i>Tennessee Tech leads 45-38-1; Last Meeting: TTU won 27-24 (11/3/18)</i>	
Nov. 16	Austin Peay* (ESPN3)	12:00 p.m.
	<i>Murray State leads 36-16; Last Meeting: APSU won 48-23 (11/17/18)</i>	
Nov. 23	at Southeast Missouri* (ESPN+)	1:00 p.m.
	<i>Murray State leads 40-12-1; Last Meeting: MSU won 40-38 (11/10/18)</i>	

* Denotes Ohio Valley Conference Matchup
Home Games in Bold HC - Homecoming
 All Times Central and Subject to Change

QUICK FACTS

Basic Information

Location: Murray, Ky.
 Enrollment: 10,017
 Founded: 1922
 Nickname: Racers
 Colors: Navy and Gold
 President: Dr. Robert L. (Bob) Jackson
 Athletic Director: Kevin Saal
 Stadium (Capacity): Roy Stewart Stadium (16,800)
 Surface: FieldTurf
 Twitter: @MSURacers, @RacersFootball

Media Relations

Football Contact: Parker Griffith
 Office Phone: (270) 809-3351
 Cell Phone: (662) 341-0979
 Fax: (270) 809-6814
 Email: pgriffith2@murraystate.edu
 Web site: www.GoRacers.com
 Press Box Phone: (270) 809-6811

Team Information

Offense: Spread
 Defense: 4-2-5
 Lettermen Returning/Lost: 65/21
 Offensive Starters Returning: 8
 Defensive Starters Returning: 6
 Specialist Starters Returning: 4
 2018 Record/OVC Record (Finish): 5-6/5-3 (4th)
 Postseason: none

All-Time Record/OVC Record: 483-439-36 (.523)/230-248-9 (.481)
 Joined OVC: 1948
 OVC Championships (Last): 8 (2002)
 NCAA FCS Playoff Appearances (Last): 5 (2002)

PRESEASON DEPTH CHART

OFFENSE

WR	22	Malik Honeycutt	6-0	180	Sr.
	2	Jonathan Moss	5-11	174	Sr.
WR	84	Jared McCray	6-0	184	So.
	15	Tyre Gray	5-11	180	Sr.
OT	75	Cam Carter	6-5	317	Sr.
	72	Ty McCaskill	6-6	326	R-Fr.
OG	62	Oistin Jones	6-3	307	R-So.
	64	Dallas Danner	6-5	310	R-Jr.
C	63	Levi Nessler	6-3	293	R-So.
	65	Mitchell Ponder	6-5	292	R-So.
OG	70	Christopher Georgia	6-4	298	So.
	74	Cole Williamson	6-6	318	R-Fr.
OT	61	Jacob Vance	6-4	288	Jr.
	67	Jacob Frye	6-5	288	R-Fr.
QB	5	Preston Rice	6-1	228	R-So.
	12	Brendan Bognar	6-5	239	R-Sr.
RB	18	Rodney Castille	6-0	186	Jr.
	21	Justin Connor	5-10	211	Jr.
WR	88	Armani Hayes	6-3	197	So.
	89	LaMarte Brooks	6-1	194	R-So.
WR	8	DaQuon Green	6-1	192	Jr.
	85	James Sappington	6-5	230	Sr.

DEFENSE

DE	96	Max Peters	6-2	253	Sr.
	46	Scotty Humpich	6-3	231	So.
DT	3	Tyrese Allen	6-3	304	R-Fr.
	97	K.J. Presley	6-0	262	R-Jr.
NT	54	Chris Stahl	6-2	288	Sr.
	93	Kameron Petty	6-1	307	Jr.
DE	44	Tay Carothers	6-2	225	R-Jr.
	42	Terrance Corbett	6-4	216	R-Jr.
LB	5	Jason Johnson	6-0	210	R-Sr.
	25	Edmond McGhee	6-0	210	R-Jr.
LB	71	Grayson Long	6-0	285	Fr.
	47	Anthony Koclanakis	6-0	228	R-Jr.
LB	6	Kendrick Catis	6-0	232	R-Sr.
	53	Eric Samuta	5-11	219	R-Fr.
CB	14	Nigel Walton	5-10	163	Sr.
	24	Marcus Floyd	6-0	185	R-Fr.
CB	26	Cortez Roberts	5-11	184	Jr.
	17	DeQuan Dallas	5-11	184	Jr.
FS	16	Davonta Wilson	5-11	160	R-Fr.
	9	Dior Johnson	6-1	204	Sr.
SS	48	Don Parker	6-1	189	Jr.
	1	T.J. Warren	6-0	219	R-Sr.

SPECIAL TEAMS

PK	4	Gabriel Vicente	6-3	180	R-Sr.
P	43	Steve Dawson	6-1	198	Sr.
LS	50	Chandler Moody	5-11	197	R-So.
KR	22	Malik Honeycutt	6-0	180	Sr.
	17	DeQuan Dallas	5-11	184	Jr.
PR	22	Malik Honeycutt	6-0	180	Sr.
	18	Rodney Castille	6-0	186	Jr.

Returning Starters in Bold

Key Losses

QB	Drew Anderson	258-of-429 (60.1%), 2840 yards, 20 TDs
RB	D.J. Penick	543 rushing yards, 4 TDs; 19 catches, 1 TD
LB	Quincy Williams	111 tackles, 9.5 TFL, 1.0 sacks, 2 INT

PLAYERS TO WATCH



MALIK HONEYCUTT

Senior • Wide Receiver
6-0 • 174 • Tallahassee, Fla.

Preseason All-American and All-OVC selection as a return specialist...Earned All-American honors in 2018 after averaging 35.2 yards per kickoff return including a 79-yard touchdown with three seconds left to upset nationally-ranked Southeast Missouri...Also averaged 27.0 yards per punt return with an 80-yard touchdown against Austin Peay...Was also the team's top wide receiver, catching 29 passes for 477 yards (16.4 yards/catch) and four touchdowns...Came to MSU after a year each at Itawamba Community College and Delta State University.



KENDRICK CATIS

Senior • Linebacker
6-1 • 230 • Pompano Beach, Fla.

Was second on the Murray State team a season ago with 73 tackles...Also added 4.5 tackles-for-loss, an interception, two quarterback hurries and three fumble recoveries...Had a team-high 10 tackles and an interception in the team's 40-38 win over No. 19 Southeast Missouri...Played two seasons at Highlands Community College where he had 70 tackles as a sophomore...Had 62 tackles as a freshman.

TEAM NOTES

- Murray State finished last year 5-3 in OVC play, its first winning Conference record since 2011 and only its third winning OVC mark since 2000.

- The Racers open their 90th season of collegiate football when they host Pikeville (August 29) at Roy Stewart Stadium. The game marks the 47th season of football at "The Stew" where the Racers are 159-89-2 all-time.

- Murray State had success on special teams a year ago and had all three specialists on the Preseason All-OVC Team. Punter Steve Dawson averaged 39.4 net yards/punt, kicker Gabriel Vicente has a 88.6 career field goal percentage and specialist Malik Honeycutt returned both a kickoff and punt for a score last season.

- Quincy Williams was selected in the Third Round (pick No. 98 overall) by the Jacksonville Jaguars in the 2019 NFL Draft. The third round selection was the highest in Racers history, while it was the second-highest by overall pick (Cliff White went No. 72 overall in 1944).



OHIO VALLEY CONFERENCE



NUMERICAL ROSTER

No.	Name	Pos.	Ht.	Wt.	Yr.	Hometown (Last School)
1	T.J. Warren	DB	6-0	219	R-Sr.	Conyers, Ga. (Missouri)
2	Jonathan Moss	WR	5-11	174	Sr.	Madison, Ala. (Bob Jones HS)
3	Tyrese Allen	DL	6-3	304	R-Fr.	Paintsville, Ky. (West Virginia)
4	Gabriel Vicente	K	6-3	180	R-Sr.	Miami, Fla. (FIU)
5	Jason Johnson	DB	6-0	210	R-Sr.	Pahokee, Fla. (Western Ky.)
5	Preston Rice	QB	6-1	228	R-So.	Waynesboro, Tenn. (Wayne County HS)
6	Kendrick Catis	LB	6-0	232	R-Sr.	Pompano Beach, Fla. (Washington St.)
7	Rajai Perkins	WR	6-0	200	Sr.	St. Louis, Mo. (Hazlewood East HS)
7	Brandon Wharton II	QB	6-5	190	Fr.	Nolensville, Tenn. (Nolensville HS)
8	DaQuon Green	WR	6-1	192	Jr.	Tampa, Fla. (Florida)
9	Michael Hiery	QB	6-1	203	R-Fr.	Birmingham, Ala. (Briarwood Christian HS)
9	Dior Johnson	DB	6-1	204	Sr.	Southfield, Mich. (Minnesota)
12	Brendan Bognar	QB	6-5	239	R-Sr.	St. Louis, Mo. (Lindenwood (MO))
13	Alec Long	LB	6-0	228	R-Fr.	Jackson, Tenn. (Memphis)
14	Nigel Walton	DB	5-10	163	Sr.	Atlanta, Ga. (Carver HS)
15	Tyre Gray	WR	5-11	180	Sr.	Alexander City, Ala. (Benjamin Russell HS)
16	Davonta Wilson	DB	5-11	160	R-Fr.	Miami, Fla. (Central HS)
17	DeQuan Dallas	WR	5-11	184	Jr.	Memphis, Tenn. (Melrose HS)
18	Rodney Castille	WR	6-0	186	Jr.	Jackson, Tenn. (Liberty Tech Magnet HS)
19	Joby Jagers	QB	5-11	180	Fr.	Princeton, Ky. (Caldwell County HS)
19	A.J. McCorkle	DB	5-11	185	Fr.	Conyers, Ga. (Salem HS)
20	D'Andre McMillian	RB	5-8	173	Fr.	Daytona Beach, Fla. (Mainland HS)
21	Justin Connor	RB	5-10	211	Jr.	Sardis, Miss. (East Mississippi CC)
22	Malik Honeycutt	WR	6-0	180	Sr.	Tallahassee, Fla. (Delta St.)
23	Sylvaghn Turner	WR	6-1	187	R-Jr.	Huntsville, Ala. (East Limestone HS)
24	Marcis Floyd	DB	6-0	185	R-Fr.	Louisville, Ky. (DuPont Manual HS)
25	Edmond McChee	LB	6-0	210	R-Jr.	Champaign, Ill. (DuPage)
26	Cortez Roberts	DB	5-11	184	Jr.	Atlanta, Ga. (North Springs HS)
27	Lukas Reynolds	RB	5-10	188	R-Fr.	Huntingdon, Tenn. (Henry County HS)
28	Bobby Jackson	DB	5-10	168	R-Fr.	Clarksville, Tenn. (Clarksville HS)
29	MJ Fuller	RB	5-10	205	Fr.	Jesup, Ga. (Wayne County HS)
30	Blake Watkins	RB	5-11	161	Fr.	Smyrna, Tenn. (Smyrna HS)
31	Glenn Adams	DB	5-11	170	R-Fr.	Montgomery, Ala. (Sidney Lanier HS)
32	Ethan Thompson	WR	5-10	177	Fr.	Paris, Tenn. (Henry County HS)
32	Dee Hines	DB	6-0	180	Fr.	Brownsville, Tenn. (Haywood HS)
33	Trey Love	WR	5-7	152	Fr.	Pahokee, Fla. (Pahokee HS)
33	Isaiah Downing	CB	6-1	175	Fr.	Louisville, Ky. (Ballard HS)
34	Cory Thomas	RB	5-11	182	R-Fr.	Atalla, Ala. (Etowah HS)
35	Jacob Bellah	DB	5-10	172	R-Fr.	Murray, Ky. (Calloway Co. HS)
35	Taylor Shields	WR	6-2	180	Fr.	Brownsville, Tenn. (Haywood HS)
36	Edwin Summerour	DB	5-10	165	Fr.	Athens, Ga. (Clarke Central HS)
37	Quinaz Turner	DB	5-11	163	R-So.	Montgomery, Ala. (Stanhope Elmore HS)
38	Jarad McCray	DB	6-0	180	R-Fr.	Nashville, Tenn. (Cane Ridge HS)
39	Sam Forden	WR	6-0	167	R-So.	Eau Claire, Wis. (St. Cloud St.)
40	Larry Corbin	LB	6-0	205	Fr.	Griffin, Ga. (Griffin HS)
41	Antonio Abren	LB	6-3	205	Fr.	Hopkinsville, Ky. (Christian County HS)
42	Terrance Corbett	DL	6-4	216	R-Jr.	Athens, Ala. (Troy)
43	Steve Dawson	P	6-1	198	Sr.	Wagga Wagga, Australia (Riverina Anglican)
44	Tay Carothers	LB	6-2	225	R-Jr.	Aberdeen, Miss. (Itawamba)
45	Darnel Victor	LB	6-2	219	So.	Melbourne, Fla. (Melbourne Cent. Catholic HS)
46	Scotty Humpich	DL	6-3	231	So.	Louisville, Ky. (Eastern HS)
47	Anthony Koclanakis	LB	6-0	228	R-Jr.	Anaheim, Calif. (Santa Ana)
48	Don Parker	DB	6-1	189	Jr.	Hopkinsville, Ky. (Hopkinsville HS)
49	Will Shumpert	WR	6-5	199	Fr.	Belleville, Ill. (Belleville West HS)
50	Chandler Moody	LS	5-11	197	R-So.	Brentwood, Tenn. (Brentwood HS)
51	Zaden Webber	K	5-8	165	Fr.	Clarksville, Tenn. (Rossvie HS)
53	Eric Samuta	LB	5-11	219	R-Fr.	Glenn Ellyn, Ill. (Glenbard West HS)
54	Chris Stahl	DL	6-2	288	Sr.	St. Louis, Mo. (St. Louis University HS)
55	Michael McFarland	DL	6-3	220	Fr.	Birmingham, Ala. (Jackson Olin HS)
56	Izaiah Reed	DL	6-0	241	Fr.	Elizabethtown, Ky. (John Hardin HS)
57	Will Nalley	LB	5-11	214	R-So.	Owensboro, Ky. (Davie County HS)
58	Colin Boyd	K	5-10	175	R-So.	Springfield, Ill. (Sacred Heart-Griffin HS)
60	James Estes	OL	6-2	280	Fr.	Burlington, Ill. (Central HS)
61	Jacob Vance	OL	6-4	288	Jr.	Prospect, Ky. (North Oldham HS)
62	Oistin Jones	OL	6-3	307	R-So.	Lehigh Acres, Fla. (Mississippi Delta CC)
63	Levi Nesler	OL	6-3	293	R-So.	Mayfield, Ky. (Graves County HS)
64	Dallas Danner	OL	6-5	310	R-Jr.	Tunica, Miss. (Itawamba CC)
65	Mitchell Ponder	OL	6-5	292	R-So.	Glasgow, Ky. (Glasgow HS)
66	Shane Walker	OL	6-4	305	Jr.	Bartlett, Ill. (Saint Francis HS)
67	Jacob Frye	OL	6-5	286	R-Fr.	Murfreesboro, Tenn. (Siegel HS)
68	Spencer Lacewell	OL	6-5	270	Fr.	Medina, Tenn. (South Gibson County HS)
69	Barrett Henley	OL	6-4	295	Fr.	Mayfield, Ky. (Mayfield HS)
70	Christopher Georgia	OL	6-4	298	So.	Warner Robins, Ga. (Warner Robins HS)
71	Grayson Long	DL	6-0	285	Fr.	Vero Beach, Fla. (Vero Beach HS)
72	Ty McCaskill	OL	6-6	326	R-Fr.	Mishawaka, Ind. (Penn HS)
73	E.J. Rheinecker	OL	6-2	281	R-Fr.	Belleville, Ill. (Althoff Catholic HS)
74	Cole Williamson	OL	6-6	318	R-Fr.	Carrollton, Ga. (Carrollton HS)
75	Cam Carter	OL	6-5	317	Sr.	Adamsville, Ala. (Minor HS)
77	Rahkevious Bartley	DL	6-4	260	Fr.	Tampa, Fla. (Jefferson HS)
80	Elijah Downing	WR	6-3	185	Fr.	Louisville, Ky. (Ballard HS)
81	Brian Sanchious	WR	6-7	247	R-Sr.	Pompano Beach, Fla. (Northeast HS)
82	Jacob Bell	WR	6-3	176	R-Fr.	Vero Beach, Fla. (Vero Beach HS)
83	Kylan Martin	WR	5-11	183	R-Fr.	Humboldt, Tenn. (Humboldt HS)
84	Jared McCray	WR	6-0	184	So.	Nashville, Tenn. (Cane Ridge HS)
85	James Sappington	WR	6-5	230	Sr.	Peculiar, Mo. (Raymore-Peculiar HS)
86	Cameron Garrett	WR	6-1	188	R-Fr.	Louisville, Ky. (St. Xavier HS)
87	Jake Saathoff	WR	6-4	245	Fr.	Louisville, Ky. (Christian Academy)
88	Armani Hayes	WR	6-3	197	So.	West Palm Beach, Fla. (Palm Beach Gardens HS)
89	LaMarte Brooks	WR	6-1	194	R-So.	Milan, Tenn. (Milan HS)
90	Austin Daulton	DL	6-3	326	R-So.	Somerset, Ky. (Southwestern HS)
91	Brandon Legendre	DL	6-3	234	Sr.	Brea, Calif. (Santa Ana)
92	Amari Ferdinand	DL	6-2	261	R-Fr.	Deerfield Beach, Fla. (Deerfield Beach HS)
93	Kameron Petty	DL	6-1	312	R-Jr.	New Market, Ala. (Buckhorn HS)
94	Austin Hogancamp	DL	6-2	255	R-Jr.	North Sutton, N.H. (Kearsarge HS)
95	Blake Hester	DL	6-3	277	R-Fr.	Birmingham, Ala. (Spain Park HS)
96	Matz Peters	DL	6-2	253	Sr.	Cologne, Germany (New Mexico Military)
97	K.J. Presley	DL	6-0	262	R-Jr.	Trussville, Ala. (Presbyterian)
98	Korey Tillman	DL	6-1	274	Sr.	New Orleans, La. (Blackman HS)
99	C.J. Barnes	DL	6-5	235	Fr.	Collierville, Tenn. (Collierville HS)

ALPHABETICAL ROSTER

No.	Name	Pos.	Yr.
41	Antonio Abren	LB	Fr.
31	Glenn Adams	DB	R-Fr.
3	Tyrese Allen	DL	R-Fr.
99	CJ Barnes	DL	Fr.
77	Rahkevious Bartley	DL	Fr.
82	Jacob Bell	WR	R-Fr.
35	Jacob Bellah	DB	R-Fr.
12	Brendan Bognar	QB	R-Sr.
58	Colin Boyd	K	R-So.
89	LaMarte Brooks	WR	R-So.
44	Tay Carothers	LB	R-Jr.
75	Cam Carter	OL	Sr.
18	Rodney Castille	WR	Jr.
6	Kendrick Catis	LB	R-Sr.
21	Justin Connor	RB	Jr.
42	Terrance Corbett	DL	R-Jr.
40	Larry Corbin	LB	Fr.
17	DeQuan Dallas	WR	Jr.
64	Dallas Danner	OL	R-Jr.
90	Austin Daulton	DL	R-So.
43	Steve Dawson	P	Sr.
80	Elijah Downing	WR	Fr.
33	Isaiah Downing	CB	Fr.
60	James Estes	OL	Fr.
92	Amari Ferdinand	DL	R-Fr.
24	Marcis Floyd	DB	R-Fr.
29	Sam Forden	WR	R-So.
67	Jacob Frye	OL	R-Fr.
29	MJ Fuller	RB	Fr.
86	Cameron Garrett	WR	R-Fr.
70	Christopher Georgia	OL	So.
15	Tyre Gray	WR	Sr.
8	DaQuon Green	WR	Jr.
88	Armani Hayes	WR	So.
69	Barrett Henley	OL	Fr.
95	Blake Hester	DL	R-Fr.
9	Michael Hiery	QB	R-Fr.
32	Dee Hines	DB	Fr.
94	Austin Hogancamp	DL	R-Jr.
22	Malik Honeycutt	WR	Fr.
46	Scotty Humpich	DL	So.
28	Bobby Jackson	DB	R-Fr.
19	Joby Jagers	QB	Fr.
9	Dior Johnson	DB	Sr.
5	Jason Johnson	DB	R-Sr.
62	Oistin Jones	OL	R-So.
47	Anthony Koclanakis	LB	R-Jr.
68	Spencer Lacewell	OL	Fr.
91	Brandon Legendre	DL	Sr.
13	Alec Long	LB	R-Fr.
71	Grayson Long	DL	Fr.
33	Trey Love	WR	Fr.
83	Kylan Martin	WR	R-Fr.
72	Ty McCaskill	OL	R-Fr.
19	A.J. McCorkle	DB	Fr.
38	Jarad McCray	DB	R-Fr.
84	Jared McCray	WR	So.
55	Michael McFarland	DL	Fr.
25	Edmond McGhee	LB	R-Jr.
20	D'Andre McMillian	RB	Fr.
50	Chandler Moody	LS	R-So.
2	Jonathan Moss	WR	Sr.
57	Will Nalley	LB	R-So.
63	Levi Nesler	OL	R-So.
48	Don Parker	DB	Jr.
7	Rajai Perkins	WR	Sr.
96	Matz Peters	DL	Sr.
93	Kameron Petty	DL	R-Jr.
65	Mitchell Ponder	OL	R-So.
97	K.J. Presley	DL	R-Jr.
56	Izaiah Reed	DL	Fr.
27	Lukas Reynolds	RB	R-Fr.
73	E.J. Rheinecker	OL	R-Fr.
5	Preston Rice	QB	R-So.
26	Cortez Roberts	DB	Jr.
87	Jake Saathoff	WR	Fr.
53	Eric Samuta	LB	R-Fr.
81	Brian Sanchious	WR	R-Sr.
85	James Sappington	WR	Sr.
35	Taylor Shields	WR	Fr.
49	Will Shumpert	WR	Fr.
54	Chris Stahl	DL	Sr.
36	Edwin Summerour	DB	Fr.
34	Cory Thomas	RB	R-Fr.
32	Ethan Thompson	WR	Fr.
98	Korey Tillman	DL	Sr.
37	Quinaz Turner	DB	R-So.
23	Sylvaghn Turner	WR	R-Jr.
14	Nigel Walton	DB	Sr.
1	T.J. Warren	DB	R-Sr.
66	Shane Walker	OL	Jr.
30	Blake Watkins	RB	Fr.
51	Zaden Webber	K	Fr.
7	Brandon Wharton II	QB	Fr.
74	Cole Williamson	OL	R-Fr.
16	Davonta Wilson	DB	R-Fr.
61	Jacob Vance	OL	Jr.
4	Gabriel Vicente	K	R-Sr.
45	Darnel Victor	LB	So.



Mitch Stewart was named the 18th head coach in Murray State history on Dec. 15, 2014. He took the position after serving five years on the Racers staff as the program's offensive coordinator and quarterbacks coach.

MITCH STEWART

HEAD COACH

5TH SEASON

15-29 CAREER RECORD

Birthdate: November 8, 1982
Hometown: Newnan, Ga.
College: Valdosta State, 2005 (Business Education)
Family: Wife - Rikki
 Children - Stella, Emerson

Career Record

<u>Year</u>	<u>School</u>	<u>Overall</u>	<u>Conf. (Finish)</u>
2015	Murray State	3-8	2-6 (7th)
2016	Murray State	4-7	4-4 (5th-t)
2017	Murray State	3-8	2-5 (7th-t)
2018	Murray State	5-6	5-3 (4th)

CAREER HIGHLIGHTS

- Prior to being named head coach, Stewart served as an assistant coach with the Murray State program for five years (2010-14) under Chris Hatcher, with the final four of those as the team's offensive coordinator. He helped the Racers to one of the top offenses nationally in that time frame.
- In 2015 Stewart led MSU to a No. 15 nationally ranking in total offense (468.3 yards/game) and an OVC-best 36.6 points/game (also 15th nationally).
- In 2012 he helped Murray State rank fifth nationally in each passing offense, total offense and scoring offense. The season quarterback Casey Brockman (now an assistant with the program) earned his second-straight All-American honor after setting numerous school and OVC records.
- Stewart spent three years (2007-09) as a member of the Georgia Southern coaching staff, working with the wide receivers. In his second year with the Eagles he helped the offense led the Southern Conference and rank 20th nationally in passing offense.
- After college Stewart served as a graduate assistant at Valdosta State and also as an offensive coordinator at his alma mater, Newnan High School.
- As a college quarterback Stewart played for former Murray State head coach Chris Hatcher at Valdosta State from 2001-05. He was part of the 2002 National Runner-Up squad and the 2004 National Championship Team.

ASSISTANT COACHES

- Offensive Coordinator/Quarterbacks:**Nick Coleman
 Alma Mater: Middle Tennessee, 2009 (2nd season)
- Defensive Coordinator/Linebackers:**Jake Johnson
 Alma Mater: Eastern Kentucky, 2002 (4th season)
- Assistant Head Coach/Offensive Line:** Brian Hamilton
 Alma Mater: SUNY Cortland, 2000 (3rd season)
- Running Backs/Recruiting Coordinator:**Carson Hunter
 Alma Mater: Memphis, 2007 (4th season)
- Safeties/Special Teams Coordinator:**Tate Omli
 Alma Mater: Northern Iowa, 2014 (2nd season)
- Cornerbacks:** Charles Jones
 Alma Mater: Alabama, 2005 (2nd season)
- Wide Receivers:** Alex Suber
 Alma Mater: Middle Tennessee, 2009 (2nd season)
- Defensive Line:**Walter Vaughn
 Alma Mater: Southeastern Louisiana, 2008 (2nd season)
- Offensive Graduate Assistant:** Brant Newman
 Alma Mater:Murray State, 2019 (1st season)
- Defensive Graduate Assistant:**Alec Brown
 Alma Mater: Auburn, 2017 (1st season)

2018 TEAM STATISTICS

	<u>MSU</u>	<u>Opponent</u>				
SCORING	307	384				
Points Per Game	27.9	34.9				
FIRST DOWNS	234	274				
Rushing	78	120				
Passing	132	138				
Penalty	24	16				
RUSHING YARDAGE	1444	2149				
Yards Gained Rushing	1750	2436				
Yards Lost Rushing	306	287				
Rushing Attempts	333	472				
Average Per Rush	4.3	4.6				
Average Per Game	131.3	195.4				
TDs Rushing	13	22				
PASSING YARDAGE	3015	2911				
Comp-Att-Int	273-456-16	268-417-10				
Average Per Pass	6.6	7.0				
Average Per Catch	11.0	10.9				
Average Per Game	274.1	264.6				
TDs Passing	20	23				
TOTAL OFFENSE	4459	5060				
Total Plays	789	889				
Average Per Play	5.7	5.7				
Average Per Game	405.4	460.0				
TIME OF POSSESSION/GAME	26:26	33:34				
3RD DOWN CONVERSIONS	64/160	83/177				
3rd-Down Pct.	40%	47%				
4TH DOWN CONVERSIONS	6/14	15/26				
4th-Down Pct.	43%	58%				
RED-ZONE SCORES	39-48 (81%)	43-52 (83%)				
RED-ZONE TOUCHDOWNS	28-48 (58%)	33-52 (63%)				
PAT-ATTEMPTS	34-36 (94%)	48-50 (96%)				
ATTENDANCE	30,945	83,742				
Games/Avg. Per Game	5/6,189	6/13,957				
Neutral Site Games	-	0/0				
SCORE BY QUARTERS	<u>1st</u>	<u>2nd</u>	<u>3rd</u>	<u>4th</u>	<u>OT</u>	<u>Total</u>
Murray State	56	99	82	70	-	307
Opponents	107	92	86	99	-	384

2018 INDIVIDUAL STATISTICS

RUSHING						
Player	<u>G</u>	<u>Att.</u>	<u>Yds.</u>	<u>Avg.</u>	<u>TD</u>	<u>Yds./G</u>
D.J. Penick	10	113	543	4.8	4	54.3
Rodney Castille	11	80	455	5.7	2	41.4
Drew Anderson	11	82	225	2.7	5	20.5
Quarderman Sloan	6	22	122	5.5	0	20.3
Jared McCray	9	9	82	9.1	1	9.1
PASSING						
Player	<u>G</u>	<u>Comp.-Att.</u>	<u>Pct.</u>	<u>Yds.</u>	<u>TD/Int.</u>	<u>Avg.</u>
Drew Anderson	11	258-429	60.1	2840	20/15	258.2
Shuler Bentley	5	9-14	64.3	54	0/1	10.8
Preston Rice	11	6-12	50.0	121	0/0	11.0
RECEIVING						
Player	<u>G</u>	<u>No.</u>	<u>Yds.</u>	<u>Avg.</u>	<u>TD</u>	<u>Yds./G</u>
Malik Honeycutt	11	29	477	16.4	4	43.4
Tyre Gray	11	28	211	7.5	3	19.2
James Sappington	11	24	415	17.3	2	37.7
Rodney Castille	11	24	156	6.5	1	14.2
Armani Hayes	11	22	227	10.3	1	20.6
SCORING						
Player	<u>G</u>	<u>TD</u>	<u>XPt.</u>	<u>FG</u>	<u>Pts.</u>	<u>Pts./G</u>
Gabriel Vicente	11	-	34-36	15-19	79	7.2
Malik Honeycutt	11	6	-	-	36	3.3
D.J. Penick	10	5	-	-	30	3.0
Drew Anderson	11	5	-	-	30	2.7
Rodney Castille	11	3	-	-	18	1.6
TACKLES						
Player	<u>G</u>	<u>Solo</u>	<u>Asst.</u>	<u>Total</u>	<u>TFL</u>	<u>Sacks</u>
Quincy Williams	11	78	33	111	9.5	1.0
Kendrick Catis	11	38	35	73	4.5	0
Anthony Koclanakis	11	30	36	66	4.0	0
Marquez Sanford	11	45	18	63	4.0	0
Nigel Walton	11	38	7	45	1.5	0
INTERCEPTIONS						
Player	<u>G</u>	<u>No.</u>	<u>Yds.</u>	<u>Avg.</u>	<u>TD</u>	<u>PBU</u>
Anthony Koclanakis	11	2	47	23.5	1	3
Quinaz Turner	11	2	0	0.0	0	0
Quincy Williams	11	2	167	83.5	1	4

Returning Players in Bold



2018 SCHEDULE AND RESULTS

Date	Opponent	Result	Attendance
8/30	Southern Illinois	L, 10-49	6,350
9/8	at #17 Central Arkansas	L, 13-26	6,121
9/15	at Kentucky	L, 10-48	48,217
9/29	UT Martin*	W, 45-38	11,137
10/6	at Eastern Illinois*	W, 48-41	3,063
10/13	Tennessee State*	W, 45-21	3,318
10/20	at Eastern Kentucky*	W, 34-6	10,440
10/27	#12 Jacksonville State*	L, 15-42	8,053
11/3	at Tennessee Tech*	L, 24-27	8,788
11/10	#19 Southeast Missouri*	W, 40-38	2,087
11/17	at Austin Peay*	L, 23-48	7,113

* - Ohio Valley Conference Contest
Home Games in Bold

TEAM RECORDS

INDIVIDUAL RUSHING

Most Attempts

Game: 41 - Stevie Chaney vs. Austin Peay (2005)
 Season: 276 - Don Clayton (1974)
 Career: 557 - Don Clayton (1972-74)

Most Yards

Game: 310 - Stevie Chaney vs. Austin Peay (2005)
 Season: 1,765 - Derrick Cullors (1995)
 Career: 2,804 - Don Clayton (1972-74)

INDIVIDUAL PASSING

Most Attempts

Game: 67 - Casey Brockman vs. Tennessee State (2011)
 67 - Casey Brockman vs. UT Martin (2012)
 Season: 532 - KD Humphries (2015)
 Career: 1,458 - KD Humphries (2012, 2014-16)

Most Completions

Game: 49 - KD Humphries vs. Austin Peay (2016)
 Season: 359 - Casey Brockman (2012)
 Career: 940 - KD Humphries (2012, 2014-16)

Most Yards

Game: 600 - Casey Brockman vs. Tennessee State (2011)
 Season: 3,778 - KD Humphries (2015)
 Career: 10,458 - KD Humphries (2012, 2014-16)

INDIVIDUAL RECEIVING

Most Receptions

Game: 16 - Harvey Tanner vs. Austin Peay (1967)
 Season: 94 - Walter Powell (2012)
 Career: 216 - Marcus Harris (2007-10)

Most Receiving Yards

Game: 255 - Harvey Tanner vs. Middle Tenn. (1967)
 Season: 1,213 - Walter Powell (2012)
 Career: 2,650 - Walter Powell (2010-13)

YEAR-BY-YEAR RESULTS

YEAR	ALL	OVC	COACH	YEAR	ALL	OVC	COACH
1924	3-3-3	--	Irby Koffman	1972	4-6	2-5	Bill Furguson
1925	6-0-1	--	Carlisle Cutchin	1973	7-3	5-2	Bill Furguson
1926	5-2-1	--	Carlisle Cutchin	1974	9-2	5-2	Bill Furguson
1927	7-1-1	--	Carlisle Cutchin	1975	4-5-1	3-3-1	Bill Furguson
1928	9-0-1	--	Carlisle Cutchin	1976	5-6	4-3	Bill Furguson
1929	5-4	--	Carlisle Cutchin	1977	6-5	4-3	Bill Furguson
1930	5-4	--	Carlisle Cutchin	1978	4-7	1-5	Mike Gottfried
1931	5-3-1	--	Ray Morgan	1979	9-2-1	6-0	Mike Gottfried
1932	4-2-3	--	Roy Stewart	1980	9-2	5-2	Mike Gottfried
1933	9-0	--	Roy Stewart	1981	8-3	5-3	Frank Beamer
1934	6-3	--	Roy Stewart	1982	4-7	2-5	Frank Beamer
1935	3-5	--	Roy Stewart	1983	7-4	4-3	Frank Beamer
1936	5-4	--	Roy Stewart	1984	9-2	5-2	Frank Beamer
1937	8-1-1	--	Roy Stewart	1985	7-3-1	5-2	Frank Beamer
1938	6-2-1	--	Roy Stewart	1986	7-4-1	6-1	Frank Beamer
1939	4-4-1	--	Roy Stewart	1987	6-5	3-3	Mike Mahoney
1940	4-3-2	--	Roy Stewart	1988	4-6	4-2	Mike Mahoney
1941	4-3-2	--	Jim Moore	1989	6-4-1	3-3	Mike Mahoney
1942	1-5-2	--	Roy Stewart	1990	2-9	1-5	Mike Mahoney
1943	No Games Played			1991	3-8	1-6	Mike Mahoney
1944	5-2-0	--	Roy Stewart	1992	2-9	1-7	Mike Mahoney
1945	5-2-1	--	Roy Stewart	1993	4-7	4-4	Houston Nutt
1946	5-5	--	Jim Moore	1994	5-6	4-4	Houston Nutt
1947	6-3	--	Jim Moore	1995	11-1	8-0	Houston Nutt
1948	9-1-1	3-1	Fred Fautot	1996	11-2	8-0	Houston Nutt
1949	1-7-1	1-6	Fred Fautot	1997	7-4	5-2	Denver Johnson
1950	7-2-1	5-0-1	Fred Fautot	1998	7-4	5-2	Denver Johnson
1951	8-1	5-1	Fred Fautot	1999	7-4	5-2	Denver Johnson
1952	4-4	3-2	Fred Fautot	2000	6-5	4-3	Joe Pannunzio
1953	3-6	1-4	Fred Fautot	2001	4-6	2-4	Joe Pannunzio
1954	5-4	3-2	Fred Fautot	2002	7-5	5-1	Joe Pannunzio
1955	6-4	2-3	Fred Fautot	2003	4-8	3-5	Joe Pannunzio
1956	6-4	4-1	Jim Cullivan	2004	7-4	6-2	Joe Pannunzio
1957	3-5-1	1-3-1	Jim Cullivan	2005	2-9	0-7	Joe Pannunzio
1958	3-7	2-4	Jim Cullivan	2006	1-10	0-8	Matt Griffin
1959	0-10	0-6	Jim Cullivan	2007	2-9	1-7	Matt Griffin
1960	5-5	4-2	Don Shelton	2008	5-7	4-4	Matt Griffin
1961	4-6	2-4	Don Shelton	2009	3-8	2-6	Matt Griffin
1962	5-5	1-5	Don Shelton	2010	6-5	5-3	Chris Hatcher
1963	5-5	3-4	Don Shelton	2011	7-4	5-3	Chris Hatcher
1964	5-4-1	3-3-1	Don Shelton	2012	5-6	4-4	Chris Hatcher
1965	2-6-2	1-4-2	Don Shelton	2013	6-6	4-4	Chris Hatcher
1966	0-10	0-7	Don Shelton	2014	3-9	1-7	Chris Hatcher
1967	4-6	2-5	Bill Furguson	2015	3-8	2-6	Mitch Stewart
1968	7-2-1	5-2	Bill Furguson	2016	4-7	4-4	Mitch Stewart
1969	5-4-1	2-4-1	Bill Furguson	2017	3-8	2-5	Mitch Stewart
1970	4-6	1-6	Bill Furguson	2018	5-6	5-3	Mitch Stewart
1971	5-4-1	3-3-1	Bill Furguson				

OVC Championships (8)

1948*, 1950, 1951, 1979, 1986*, 1995, 1996, 2002*

* Co Champions

NCAA FCS Playoff Appearances (5)

1979, 1986, 1995, 1996, 2002



Danny Lee Johnson (1977-81) ranks as the second all-time leading rusher in MSU history (2,522). He was named OVC Offensive Player of the Year in 1978.

ALL-TIME COACHES

Coach	Years	Overall Record	OVC Record	OVC Titles	Playoff Appearances
Irby Koffman	1924	3-3-3 (.500)	-	-	-
Carlisle Cutchin	1925-30	37-11-4 (.750)	-	-	-
Ray Morgan	1931	5-3-1 (.611)	-	-	-
Roy Stewart	1932-40, 42, 44-45	60-33-11 (.630)	-	-	-
Jim Moore	1941, 46-47	16-11-1 (.589)	-	-	-
Fred Fautot	1948-55	43-29-3 (.593)	23-19-1 (.547)	3	-
Jim Cullivan	1956-59	12-26-1 (.321)	7-14-1 (.341)	0	-
Don Shelton	1960-66	26-41-3 (.393)	14-29-3 (.333)	0	-
Bill Furguson	1967-77	60-49-4 (.549)	36-38-3 (.487)	0	-
Mike Gottfried	1978-80	22-11-1 (.662)	12-7 (.632)	1	1
Frank Beamer	1981-86	42-23-2 (.642)	27-16 (.628)	1	1
Mike Mahoney	1987-92	23-41-1 (.362)	13-26 (.333)	0	0
Houston Nutt	1993-96	31-16 (.660)	24-8 (.750)	2	2
Denver Johnson	1997-99	21-12 (.636)	15-6 (.714)	0	0
Joe Pannunzio	2000-05	30-37 (.448)	20-22 (.476)	1	1
Matt Griffin	2006-09	11-34 (.244)	7-25 (.219)	0	0
Chris Hatcher	2010-14	27-30 (.474)	19-21 (.475)	0	0
Mitch Stewart	2015-present	15-29 (.341)	13-18 (.419)	0	0



Houch Field (10,000) - Opened in 1930.



SOUTHEAST MISSOURI STATE REDHAWKS



Dr. Carlos Vargas
President



Brady Barke
Athletics Director



Jeff Honza
Football Contact



Tom Matukewicz
Head Coach

2019 SCHEDULE

Aug. 29	Southern Illinois (ESPN3)	6:30 p.m.
	<i>Southeast leads 41-37-8; Last Meeting: SEMO won 48-44 (9/15/18)</i>	
Sept. 7	at Montana State	7:00 p.m.
	<i>First meeting</i>	
Sept. 14	at Missouri (SEC Network Alt.)	6:30 p.m.
	<i>Missouri leads 3-0; Last Meeting: Missouri won 34-3 (9/5/15)</i>	
Sept. 21	West Virginia State (ESPN+)	1:00 p.m.
	<i>First meeting</i>	
Oct. 5	Tennessee Tech* (ESPN+)	6:00 p.m.
	<i>Tennessee Tech leads 15-12; Last Meeting: SEMO won 70-38 (10/6/18)</i>	
Oct. 12	at Austin Peay* (ESPN+)	2:00 p.m.
	<i>Southeast leads 16-7; Last Meeting: SEMO won 31-27 (10/13/18)</i>	
Oct. 19	at Jacksonville State* (ESPN3)	3:00 p.m.
	<i>Jacksonville State leads 17-6; Last Meeting: SEMO won 37-14 (10/20/18)</i>	
Oct. 26	UT Martin* (HC) (ESPN+)	1:00 p.m.
	<i>UT Martin leads 18-16; Last Meeting: SEMO won 56-33 (10/27/18)</i>	
Nov. 2	at Tennessee State* (ESPN3)	2:00 p.m.
	<i>Tennessee State leads 14-12; Last Meeting: SEMO won 38-21 (11/3/18)</i>	
Nov. 9	Eastern Kentucky* (ESPN3)	1:00 p.m.
	<i>Eastern Kentucky leads 25-4; Last Meeting: EKU won 23-14 (9/22/18)</i>	
Nov. 16	at Eastern Illinois* (ESPN+)	12:00 p.m.
	<i>Eastern Illinois leads 18-8; Last Meeting: SEMO won 38-32 (11/17/18)</i>	
Nov. 23	Murray State* (ESPN+)	1:00 p.m.
	<i>Murray State leads 40-12-1; Last Meeting: MSU won 40-38 (11/10/18)</i>	

* Denotes Ohio Valley Conference Matchup
Home Games in Bold HC - Homecoming
 All Times Central and Subject to Change

QUICK FACTS

Basic Information

Location: Cape Girardeau, Mo.
 Enrollment: 11,502
 Founded: 1873
 Nickname: Redhawks
 Colors: Red and Black
 President: Dr. Carlos Vargas
 Athletic Director: Brady Barke
 Stadium (Capacity): Houch Field (10,000)
 Surface: FieldTurf
 Twitter: @GoSoutheast, @SEMOFootball

Media Relations

Football Contact: Jeff Honza
 Office Phone: (573) 651-2933
 Cell Phone: (618) 528-1145
 Fax: (573) 651-2810
 Email: jhonza@semo.edu
 Web site: GoSoutheast.com
 Press Box Phone: (573) 651-2191

Team Information

Offense: Multiple/Spread
 Defense: Pro Style 3-4
 Lettermen Returning/Lost: 41/22
 Offensive Starters Returning: 5
 Defensive Starters Returning: 6
 Specialist Starters Returning: 3
 2018 Record/OVC Record (Finish): 9-4/6-2 (2nd)
 Postseason: 1-1 (Lost in Second Round)

All-Time Record/OVC Record: 458-533-36 (.463)/78-135 (.366)
 Joined OVC: 1991
 OVC Championships (Last): 1 (2010)
 NCAA FCS Playoff Appearances (Last): 2 (2018)

PRESEASON DEPTH CHART

OFFENSE

WR	6	Kristian Wilkerson	6-1	210	R-Sr.
	18	Taylen Waller	6-3	190	Jr.
WR	9	Zack Smith	5-9	190	Jr.
	16	Colby Cornett	5-9	165	Jr.
OT	71	Ja'Chai Baker	6-6	295	Jr.
	76	Terry Cook	6-4	295	So.
OG	77	Elijah Swehla	6-3	300	Sr.
	74	Preston Haynes	6-5	295	Jr.
C	61	Dane Nelson	6-1	295	Jr.
	60	Brandt Selesky	5-10	260	Jr.
OG	64	Jaden Rosenthal	6-2	305	Jr.
	70	Tyler Ford	6-2	295	R-Sr.
OT	68	Nate Korte	6-4	305	R-Fr.
	79	Ben Fox	6-5	300	Fr.
QB	10	Daniel Santacaterina	6-1	210	R-Sr.
	8	Joe Pyle	6-2	207	So.
RB	23	Mark Robinson	6-0	215	Jr.
	28	Zion Custis	5-8	180	So.
	26	Geno Hess	5-8	195	R-Fr.
TE	84	Austin Crump	6-4	245	Jr.
	44	Bud Hilburn	6-1	245	R-Sr.
WR	85	Aaron Alston	6-4	185	So.
	15	Jordan Foster	6-0	185	So.

DEFENSE

DT	50	Clarence Thornton	6-3	280	Sr.
	93	Bryson Donnell	6-1	290	Jr.
NT	99	Daterraion Richardson	5-11	290	Jr.
	90	Josh Avery	6-4	313	Jr.
DT	92	Ryan Ochoa	6-0	280	R-Sr.
	97	Cameron Meeks	6-1	320	Jr.
LB	3	Justin Swift	6-0	220	Sr.
	32	Anthony Ballard	6-2	211	R-Fr.
LB	5	Zach Hall	6-0	230	Sr.
	27	Mike Matthews	6-1	235	Fr.
LB	8	Devin Alexander	6-0	241	R-Sr.
	33	Rasean McCauley	6-2	225	Fr.
LB	4	Omarrick Douglas	6-3	221	Jr.
	29	Derrick Calhoun	6-1	235	So.
CB	24	Shabari Davis	6-0	180	Sr.
	1	Al Young	5-11	175	Sr.
CB	11	DJ Freeman	5-8	170	Jr.
	25	Trai Hodges	5-10	170	So.
FS	2	Bydarrius Knighten	6-0	190	Jr.
	21	Taj Jenkins	5-11	185	R-Sr.
SS	7	Marcus Lucas	5-10	195	Jr.
	10	Jermel Adams	5-11	191	Sr.

SPECIAL TEAMS

PK	37	Kendrick Tiller	5-10	175	Jr.
	82	Michael Cooney	5-9	160	R-Fr.
P	36	Jake Reynolds	5-10	175	Jr.
	39	Adam Krause	6-0	190	So.
HO	16	Colby Cornett	5-9	165	Jr.
	39	Adam Krause	6-0	190	So.
KR	28	Zion Custis	5-8	180	So.
	24	Shabari Davis	6-0	180	Sr.
	16	Colby Cornett	5-9	165	Jr.
PR	9	Zack Smith	5-9	190	Jr.
	24	Shabari Davis	6-0	180	Sr.
	1	Al Young	5-11	175	Sr.

Returning Starters in Bold

Key Losses

RB	Marquis Terry	1229 rushing yards, 14 TDs; 24 catches, 1 TD
OT	Drew Forbes	First-Team All-American
WR	Jerrick Orr	31 catches, 545 yards, 2 TDs

PLAYERS TO WATCH



DANIEL SANTACATERINA

Senior • Quarterback
6-1 • 210 • Geneva, Ill.

Preseason All-OVC...Was one of two quarterbacks named a first-team All-OVC selection in 2018 after he transferred from Northern Illinois...Passed for 28 touchdowns last season, the eighth-most in OVC single-season history...Finished the year 232-of-393 (59%) for 2,844 yards...Also rushed for 203 yards and three scores...Passed for three touchdowns and rushed for another in 28-14 victory over No. 15 ranked Stony Brook in the first round of the FCS Playoffs; that marked the first-ever playoff victory in school history... Made four starts for NIU as a sophomore in 2017.



ZACH HALL

Senior • Linebacker
6-0 • 230 • Louisville, Ky.

Preseason OVC Defensive Player of the Year...Won the Buch Buchanan Award (second in OVC history) and the FCS ADA National Defensive Player of the Year Award (first in OVC history) last season...Set SEMO single-season record with 168 tackles, which was the most of any FCS player in 2018...Led defense that ranked first nationally in turnovers gained (36), turnover margin (+1.85/game) and interceptions (23)...Hall also had 12.0 tackles-for-loss, 4.0 sacks, four forced fumbles, two fumble recoveries, two pass breakups, six quarterback hurries, a blocked kick and a safety...As a sophomore in 2017, had 79 tackles and 9.0 sacks.

TEAM NOTES

- Southeast Missouri finished 6-2 in OVC play last season, marking the second-most OVC wins in program history (trailing only 7 by the 2010 OVC Championship team). The Redhawks earned an at-large bid to the FCS Playoffs, only the second berth in school history. Southeast would go on top Stony Brook in the first round to record the first playoff victory in school history.

- Southeast broke six single-season program records in 2018, including points scored (482), points per game (37.1), touchdowns (63), total plays (891), all-purpose yards (7,094) and PATs (58). The Redhawks tied the team record for total wins in a season (9).

- SEMO scored a pair of wins over nationally-ranked teams in 2018, topping No. 4 Jacksonville State (and ended the Gamecocks 36-game OVC winning streak) and No. 15 Stony Brook (in the first round of the FCS Playoffs). That marked the fourth and fifth wins over ranked teams under head coach Tom Matukewicz (the most by one coach in program history).

- The Redhawks senior class has won 15 games since 2016, the second-most by any senior class in the program's Division I era (trailing only 18 by the 2010 class). This year Southeast Missouri has 17 seniors.

- All-American tackle Drew Forbes was selected in the 6th Round of the 2019 NFL Draft by the Cleveland Browns, the second-highest draft pick in school history.



OHIO VALLEY CONFERENCE



NUMERICAL ROSTER

No.	Name	Pos.	Ht.	Wt.	Yr.	Hometown (Last School)
1	Al Young	CB	5-11	175	Sr.	Cape Girardeau, Mo. (Central H.S.)
2	Bydarrius Knighten	DB	6-0	190	Jr.	Tunica, Miss. (Rosa Fort H.S.)
2	Jacob Buie	QB	6-5	220	R-Fr.	Memphis, Tenn. (University School of Jackson)
4	Omarbrick Douglas	OLB	6-3	221	Jr.	Louisville, Ky. (Ballard H.S.)
5	Zach Hall	ILB	6-0	230	Sr.	Louisville, Ky. (Male H.S.)
6	Kristian Wilkerson	WR	6-1	210	Sr.	Memphis, Tenn. (Craigmont H.S.)
7	Marcus Lucas	DB	5-10	195	Jr.	Mobile, Ala. (Nevada)
8	Devin Alexander	QB	6-0	241	Sr.	St. Louis, Mo. (Toledo)
8	Joe Pyle	LB	6-2	207	So.	Fallon, Nev. (Golden West College)
9	Zack Smith	WR	5-9	190	Jr.	Louisville, Ky. (Male H.S.)
10	Daniel Santacaterina	QB	6-1	210	Sr.	Geneva, Ill. (Northern Illinois)
10	Jermel Adams	DB	5-11	191	Sr.	Baytown, Texas (Blinn College)
11	DJ Freeman	DB	5-8	170	Jr.	Del City, Okla. (Northeastern Oklahoma A&M)
12	Brandon Mincey	ILB	6-0	230	Jr.	Plantation, Fla. (South Plantation H.S.)
16	Colby Cornett	WR	5-9	165	Jr.	Joplin, Mo. (Joplin H.S.)
17	Patrick Maddox	WR	6-0	175	R-Fr.	Kennett, Mo. (Kennett H.S.)
18	Taylen Waller	WR	6-3	190	Jr.	Plantation, Fla. (South Plantation H.S.)
21	Taj Jenkins	DB	5-11	185	Sr.	Tampa, Fla. (Jefferson H.S.)
23	Mark Robinson	RB	6-0	215	Jr.	Leesburg, Ga. (Presbyterian College)
24	Shabari Davis	DB	6-0	180	Sr.	Garden City, Ga. (Garden City CC)
25	Trai Hodges	DB	5-10	170	So.	Rome, Ga. (Rome H.S.)
28	Zion Custis	RB	5-8	180	So.	Lovejoy, Ga. (Lovejoy H.S.)
29	Derrick Calhoun, Jr.	OLB	6-1	235	So.	St. Louis, Mo. (Hazelwood East H.S.)
30	Nick Thompson	ILB	5-11	225	Sr.	Malden, Mo. (Malden H.S.)
31	Rashad Hughes	OLB	6-1	225	So.	Overland, Mo. (Ritenour H.S.)
32	Geno Hess	RB	5-8	195	R-Fr.	Peoria, Ill. (Peoria H.S.)
33	Justin Swift	OLB	6-0	220	Sr.	Memphis, Tenn. (Trezevant H.S.)
35	Noah McWell	DB	6-2	195	Sr.	Sioux City, Iowa (Iowa Western CC)
36	Jake Reynolds	P	5-10	175	Jr.	Wildwood, Mo. (Lafayette H.S.)
37	Kendrick Tiller	K	5-10	175	Jr.	Lebanon, Mo. (Lebanon H.S.)
39	Lawrence Johnson	DB	6-0	175	So.	St. Louis, Mo. (Riverview Gardens H.S.)
41	Camden Boyle	LS	5-10	205	Jr.	Lake Zurich, Ill. (Lake Zurich H.S.)
43	Cleyton Gracie	ILB	6-1	220	So.	Columbia, Mo. (Hickman H.S.)
44	Bud Hilburn	TE	6-1	245	Sr.	Kennett, Mo. (Kennett H.S.)
50	Clarence Thornton	DL	6-3	280	Sr.	New Orleans, La. (Ridgeway H.S.)
56	Zach Bodway	ILB	5-8	205	R-Fr.	Hillsboro, Mo. (Hillsboro H.S.)
57	Britt Harris	ILB	5-11	227	Jr.	Kennett, Mo. (Kennett H.S.)
60	Brandt Selesky	OL	5-10	260	Jr.	Trussville, Ala. (Hewitt-Trussville H.S.)
61	Dane Nelson	OL	6-1	295	Jr.	Visalia, Calif. (Ventura College)
62	Tristan Love	OL	6-2	290	R-Fr.	Rockledge, Fla. (Rockledge H.S.)
64	Jaden Rosenthal	OL	6-2	305	Jr.	Grandview, Mo. (Butler CC)
68	Nate Korte	OL	6-4	305	R-Fr.	Morris, Ill. (Morris Community H.S.)
69	Emmanuel Pride	OL	6-3	300	Jr.	Union City, Calif. (Laney College)
70	Tyler Ford	OL	6-2	295	Sr.	Tampa, Fla. (Iowa Western CC)
71	Ja'Chai Baker	OL	6-6	295	Jr.	Council Bluffs, Iowa (Iowa Western CC)
72	Gabe Jackson	OL	6-4	240	Fr.	Dexter, Mo. (Dexter H.S.)
73	Will Christopher	OL	6-3	295	R-Fr.	Girard, Ill. (North Mac H.S.)
74	Preston Haynes	OL	6-5	295	Jr.	Olive Branch, Miss. (Itawamba CC)
76	Terry Cook	OL	6-4	295	So.	Elgin, Texas (Cisco College)
77	Elijah Swehla	OL	6-3	300	Sr.	Des Moines, Iowa (Iowa Western CC)
79	Benjamin Fox	OL	6-5	300	Fr.	Phoenix, Ariz. (Pinnacle H.S.)
82	Michael Cooney	K/P	5-9	160	R-Fr.	Wheaton, Ill. (Montini H.S.)
84	Austin Crump	TE	6-4	245	Jr.	Eureka, Mo. (Eureka H.S.)
85	Aaron Alston	WR	6-4	185	So.	Brighton, Tenn. (Brighton H.S.)
87	Caleb Strauss	TE	6-6	240	R-Fr.	Warrenton, Mo. (Warrenton H.S.)
88	Eric Williams	TE	6-4	245	Sr.	St. Louis, Mo. (Carnahan H.S.)
90	Josh Avery	DL	6-4	313	Jr.	Nashville, Tenn. (Independence CC)
91	Josh Price	DL	6-2	295	Sr.	Vicksburg, Miss. (Hinds CC)
92	Ryan Ochoa	DL	6-0	280	Sr.	Hillsboro, Mo. (Hillsboro H.S.)
93	Bryson Donnell	DL	6-1	290	Jr.	Antioch, Tenn. (Lighthouse Christian H.S.)
94	Ernest Ayieko	DL	5-11	265	R-Fr.	Salisbury, Md. (Parkside H.S.)
97	Cameron Meeks	DL	6-1	320	Jr.	Austin, Texas (Butler CC)
	Daterraion Richardson	DL	5-11	290	Jr.	Liberty, Mo. (North H.S.)
	Jaren Alnutt	OL	5-11	250	Fr.	Germantown, Tenn. (Houston H.S.)
	Q'Nairies Anderson	RB	5-11	180	Fr.	Charleston, Mo. (Charleston H.S.)
	Anthony Ballard	LB	6-2	211	R-Fr.	Milan, Tenn. (Memphis)
	Jalen Bethany	WR	5-11	160	Fr.	St. Louis, Mo. (St. Mary's H.S.)
	Keandre Booker	OLB	6-3	270	Fr.	Moss Point, Miss. (Moss Point H.S.)
	Kobe Boyer	DL	6-1	260	Fr.	Festus, Mo. (Festus H.S.)
	Lunden Clark	DL	6-2	290	Fr.	Cordova, Tenn. (St. Benedict at Auburndale H.S.)
	Evan Coleman	WR	5-11	160	Fr.	Brentwood, Tenn. (Ravenwood H.S.)
	Evan Darville	DL	6-1	293	Fr.	Dodge City, Kan. (Dodge City H.S.)
	Jontae Dobson	CB	5-9	165	Fr.	Indianapolis, Ind. (Army)
	Luke Feddersen	OL	6-5	260	Fr.	St. Clair, Mo. (St. Clair H.S.)
	Jordan Foster	WR	6-0	185	So.	Columbia, S.C. (Ellsworth CC)
	Andrew Graves	RB	5-8	175	Fr.	Festus, Mo. (Festus H.S.)
	Grayson Grimm	WR	5-10	195	Fr.	New Lenox, Ill. (Lincoln-Way West H.S.)
	Jalon Greer	DB	6-1	175	Fr.	Germantown, Tenn. (Germantown H.S.)
	Robert Hatchett III	DB	6-0	185	Jr.	Lithonia, Ga. (Butler CC)
	Zach Haynes	K/P	6-1	170	Fr.	Potosi, Mo. (Potosi H.S.)
	Ben Hutch	DL	6-4	320	Jr.	Old Hickory, Tenn. (Independence CC)
	Rashaun Hyde	RB	6-1	195	Fr.	Festus, Mo. (Festus H.S.)
	Dylan Hawk	WR	6-0	175	Fr.	Imperial, Mo. (Seckman H.S.)
	Adam Krause	P	6-0	190	So.	Chicago, Ill. (Western Kentucky)
	Ty Leonard	DB	6-0	170	Fr.	Louisville, Ky. (Butler H.S.)
	Zach Liles	TE	6-6	216	Fr.	Festus, Mo. (Festus H.S.)
	Mike Matthews	ILB	6-1	235	Fr.	Fayetteville, N.C. (Jack Britt H.S.)
	Rasean McCauley	LB	6-2	225	Fr.	Louisville, Ky. (Male H.S.)
	Logan Mesle	OL	6-4	280	Fr.	St. Charles, Mo. (St. Charles H.S.)
	Damon Mixon	OL	6-6	260	Fr.	Gainesville, Ga. (Gainesville H.S.)
	Carl Moore	WR	5-10	165	Fr.	Madison, Ill. (Madison H.S.)
	Xavier Myers	RB	5-10	191	Fr.	Murfreesboro, Tenn. (Oakland H.S.)
	Rashaun Palmer	WR	6-4	195	Fr.	Chicago, Ill. (Simeon H.S.)
	Alex Parades	OL	6-3	300	Fr.	Bolingbrook, Ill. (Bolingbrook H.S.)
	Jake Steward	OL	6-3	315	Fr.	Gardner, Kan. (Gardner-Edgerton H.S.)
	Corbin Strong	ILB	6-1	215	Fr.	Dexter, Mo. (Dexter H.S.)
	Izeal Terrell	ILB	6-3	220	Fr.	Alton, Ill. (Alton H.S.)
	Garrett Todd	WR	5-10	165	Fr.	Lebanon, Tenn. (Wilson Central H.S.)
	Chilton Tolliver	OL	6-0	275	Fr.	Atlanta, Ga. (Pace Academy H.S.)
	Jalyn Williams	QB	6-1	200	Fr.	Atlanta, Ga. (Westlake H.S.)

ALPHABETICAL ROSTER

No.	Name	Pos.	Yr.
10	Jermel Adams	DB	Sr.
8	Devin Alexander	ILB	Sr.
-	Jaren Alnutt	OL	Fr.
85	Aaron Alston	WR	So.
-	Q'Nairies Anderson	RB	Fr.
90	Josh Avery	DL	Jr.
94	Ernest Ayieko	DL	R-Fr.
71	Ja'Chai Baker	OL	Jr.
-	Anthony Ballard	LB	R-Fr.
-	Jalen Bethany	WR	Fr.
56	Zach Bodway	ILB	R-Fr.
-	Keandre Booker	OLB	Fr.
-	Kobe Boyer	DL	Fr.
41	Camden Boyle	LS	Jr.
2	Jacob Buie	QB	R-Fr.
29	Derrick Calhoun, Jr.	OLB	So.
73	Will Christopher	OL	R-Fr.
-	Lunden Clark	DL	Fr.
-	Evan Coleman	WR	Fr.
76	Terry Cook	OL	So.
82	Michael Cooney	K/P	R-Fr.
16	Colby Cornett	WR	Jr.
84	Austin Crump	TE	Jr.
28	Zion Custis	RB	So.
-	Evan Darville	DL	Fr.
24	Shabari Davis	DB	Sr.
-	Jontae Dobson	CB	Fr.
93	Bryson Donnell	DL	Jr.
4	Omarbrick Douglas	OLB	Jr.
-	Luke Feddersen	OL	Fr.
70	Tyler Ford	OL	So.
-	Jordan Foster	WR	So.
79	Benjamin Fox	OL	Fr.
11	DJ Freeman	DB	Jr.
43	Cleyton Gracie	ILB	So.
-	Andrew Graves	RB	Fr.
-	Jalon Greer	DB	Fr.
-	Grayson Grimm	WR	Fr.
5	Zach Hall	ILB	Sr.
57	Britt Harris	ILB	Jr.
-	Robert Hatchett III	DB	Jr.
-	Dylan Hawk	WR	Fr.
74	Preston Haynes	OL	Jr.
-	Zach Haynes	K/P	Fr.
32	Geno Hess	RB	R-Fr.
44	Bud Hilburn	TE	Sr.
25	Trai Hodges	DB	So.
31	Rashad Hughes	OLB	So.
-	Ben Hutch	DL	Jr.
-	Rashaun Hyde	RB	Fr.
72	Gabe Jackson	OL	Fr.
21	Taj Jenkins	DB	Sr.
39	Lawrence Johnson	DB	So.
2	Bydarrius Knighten	DB	Jr.
68	Nate Korte	OL	R-Fr.
-	Adam Krause	P	So.
-	Ty Leonard	DB	Fr.
-	Zach Liles	TE	Fr.
62	Tristan Love	OL	R-Fr.
7	Marcus Lucas	DB	Jr.
17	Patrick Maddox	WR	R-Fr.
-	Mike Matthews	ILB	Fr.
-	Rasean McCauley	LB	Fr.
35	Noah McWell	DB	Sr.
97	Cameron Meeks	DL	Jr.
-	Logan Mesle	OL	Fr.
12	Brandon Mincey	ILB	Jr.
-	Damon Mixon	OL	Fr.
-	Carl Moore	WR	Fr.
-	Xavier Myers	RB	Fr.
61	Dane Nelson	OL	Jr.
92	Ryan Ochoa	DL	Sr.
-	Rashaun Palmer	WR	Fr.
-	Alex Parades	OL	Fr.
91	Josh Price	DL	Sr.
69	Emmanuel Pride	OL	Jr.
8	Joe Pyle	QB	So.
36	Jake Reynolds	P	Jr.
99	Daterraion Richardson	DL	Jr.
23	Mark Robinson	RB	Jr.
64	Jaden Rosenthal	OL	Jr.
10	Daniel Santacaterina	QB	Sr.
60	Brandt Selesky	OL	Jr.
9	Zack Smith	WR	Jr.
-	Jake Steward	OL	Fr.
87	Caleb Strauss	TE	R-Fr.
-	Corbin Strong	ILB	Fr.
77	Elijah Swehla	OL	Sr.
33	Justin Swift	OLB	Sr.
-	Izeal Terrell	ILB	Fr.
30	Nick Thompson	ILB	Sr.
50	Clarence Thornton	DL	So.
37	Kendrick Tiller	K	Jr.
-	Garrett Todd	WR	Fr.
-	Chilton Tolliver	OL	Fr.
18	Taylen Waller	WR	Jr.
6	Kristian Wilkerson	WR	Sr.
88	Eric Williams	TE	Sr.
-	Jalyn Williams	QB	Fr.
1	Al Young	CB	Sr.



Tom Matukewicz was named the 13th head coach in Southeast Missouri State football history on December 18, 2013. He was named the 2018 Roy Kidd OVC Coach of the Year after leading the Redhawks to its second-ever playoff appearance.

TOM MATUKEWICZ

HEAD COACH

6TH SEASON

25-34 CAREER RECORD

24-34 AT SOUTHEAST MISSOURI

Birthdate: August 5, 1973
Hometown: Silver Lakes, Kan.
College: Fort Hays State, 1997 (Physical Education)
Family: Wife - Lenna
 Children - Georgia, Shelby

Career Record

Year	School	Overall	Conf. (Finish)
2010	Northern Illinois	1-0	-
2014	Southeast Missouri	5-7	3-5 (6th-t)
2015	Southeast Missouri	4-7	3-4 (5th)
2016	Southeast Missouri	3-8	3-5 (7th)
2017	Southeast Missouri	3-8	3-5 (5th-t)
2018	Southeast Missouri	9-4	6-2 (2nd)

CAREER HIGHLIGHTS

- Matukewicz was named the 13th head coach in Southeast Missouri State football history on December 18, 2013.
- Tuke was named the 2018 Roy Kidd OVC Coach of the Year after leading Southeast Missouri to an 8-3 overall and 6-2 OVC record during the regular season. The Redhawks earned an at-large berth to the FCS Playoffs, only the second playoff trip in school history.
- In five seasons at Southeast Missouri, Matukewicz has five wins over nationally-ranked opponents, the most by a coach in program history.
- Prior to taking over at Southeast, Matukewicz spent two years (2012-13) as the defensive coordinator and linebackers coach at Toledo, and four seasons at Northern Illinois where he was the run-game coordinator before moving into the role as linebackers coach in 2011.
- At Northern Illinois he held lead the Huskies to the Mid-American Conference West Title in 2010 and the outright MAC Championship in 2011. He served as the team's Interim Head Coach for the 2010 Humanitarian Bowl (after Jerry Kill accepted the job at Minnesota) and led the team to a commanding 40-17 victory over Fresno State.
- Matukewicz spent seven seasons (2001-07) as Southern Illinois where he was the linebackers coach and run-game coordinator and played a big part in three Missouri Valley Conference Championships (2003, 2004 and 2005) and five NCAA FCS Playoff appearances (2003, 2004, 2005, 2006 and 2007). He was named the 2007 FCS Assistant Coach of the Year by the American Football Coaches Association (AFCA).
- Matukewicz got his coaching start at his alma mater, Fort Hayes State, as the defensive line and special teams coach in 1996-97. He also was a coach at Pittsburg State (1997-99), Coffeyville CC (1999-00) and Emporia State (2000-01).

ASSISTANT COACHES

Defensive Coordinator/Secondary:Bryce Saia
 Alma Mater: Fort Hays State, 1996 (6th season)

Offensive Coordinator/Quarterbacks:Jeromy McDowell
 Alma Mater:Central Methodist, 2005 (2nd season)

Tight Ends: Joe Uhls
 Alma Mater: Southeast Missouri, 2012 (8th season)

Special Teams Coordinator/Outside LB's:Matt Martin
 Alma Mater: Emporia State, 2006 (6th season)

Inside Linebackers: Tyler French
 Alma Mater: Southeast Missouri, 2013 (4th season)

Offensive Line: Ben Blake
 Alma Mater: Concordia (Wis.), 2004 (4th season)

Cornerbacks: Ray Smith
 Alma Mater: Northern Illinois, 2006 (3rd season)

Wide Receivers/Recruiting Coordinator: Justin Drudik
 Alma Mater: Nebraska-Kearney, 2012 (2nd season)

Defensive Line: Jerone Williams
 Alma Mater: Eastern Illinois, 2014 (1st season)

Running Backs: Brandon Jackson
 Alma Mater:Ashford's Forbes Schools of Business, 2016 (1st season)

2018 TEAM STATISTICS

	<u>SEMO</u>	<u>Opponent</u>				
SCORING	482	403				
Points Per Game	37.1	31.0				
FIRST DOWNS	267	331				
Rushing	113	120				
Passing	121	175				
Penalty	33	36				
RUSHING YARDAGE	2305	2407				
Yards Gained Rushing	2631	2774				
Yards Lost Rushing	326	367				
Rushing Attempts	473	518				
Average Per Rush	4.9	4.6				
Average Per Game	177.3	185.2				
TDs Rushing	27	17				
PASSING YARDAGE	3009	3819				
Comp-Att-Int	246-418-11	298-523-23				
Average Per Pass	7.2	7.3				
Average Per Catch	12.2	12.8				
Average Per Game	231.5	293.8				
TDs Passing	29	34				
TOTAL OFFENSE	5314	6226				
Total Plays	891	1041				
Average Per Play	6.0	6.0				
Average Per Game	408.8	478.9				
TIME OF POSSESSION/GAME	28:14	31:46				
3RD DOWN CONVERSIONS	63/1808	78/195				
3rd-Down Pct.	35%	40%				
4TH DOWN CONVERSIONS	11/19	15/31				
4th-Down Pct.	58%	48%				
RED-ZONE SCORES	48-55 (87%)	43-56 (77%)				
RED-ZONE TOUCHDOWNS	39-55 (71%)	34-56 (61%)				
PAT-ATTEMPTS	58-61 (95%)	47-50 (94%)				
ATTENDANCE	26,990	55,839				
Games/Avg. Per Game	6/4,498	7/7,977				
Neutral Site Games	-	0/0				
SCORE BY QUARTERS	<u>1st</u>	<u>2nd</u>	<u>3rd</u>	<u>4th</u>	<u>OT</u>	<u>Total</u>
Southeast Missouri	108	120	118	136	-	482
Opponents	50	131	99	123	-	403

2018 INDIVIDUAL STATISTICS

RUSHING						
<u>Player</u>	<u>G</u>	<u>Att.</u>	<u>Yds.</u>	<u>Avg.</u>	<u>TD</u>	<u>Yds./G</u>
Marquis Terry	13	207	1229	5.9	14	94.5
Mark Robinson	13	74	364	4.9	4	28.0
Zion Custis	11	64	341	5.3	4	31.0
Daniel Santacaterina	13	88	203	2.3	3	15.6
PASSING						
<u>Player</u>	<u>G</u>	<u>Cmp.-Att.</u>	<u>Pct.</u>	<u>Yds.</u>	<u>TD/Int.</u>	<u>Avg.</u>
Daniel Santacaterina	13	232-393	59.0	2844	28/11	218.8
Anthony Cooper	3	14-21	66.7	165	1/0	55.0
RECEIVING						
<u>Player</u>	<u>G</u>	<u>No.</u>	<u>Yds.</u>	<u>Avg.</u>	<u>TD</u>	<u>Yds./G</u>
Kristian Wilkerson	13	61	894	14.7	14	68.8
Zack Smith	13	44	477	10.8	5	36.7
Jerrick Orr	11	31	545	17.6	2	49.5
Kobe Bryer	9	26	230	8.8	1	25.6
Marquis Terry	13	24	161	6.7	1	12.4
SCORING						
<u>Player</u>	<u>G</u>	<u>TD</u>	<u>Xpt.</u>	<u>FG</u>	<u>Pts.</u>	<u>Pts./G</u>
Marquis Terry	13	15	-	-	90	6.9
Kristian Wilkerson	13	14	-	-	86	6.6
Kendrick Tiller	13	0	24-27	9-11	51	3.9
Nicholas Litang	13	0	34-34	5-9	49	3.8
Zion Custis	11	5	-	-	30	2.7
TACKLES						
<u>Player</u>	<u>G</u>	<u>Solo</u>	<u>Asst.</u>	<u>Total</u>	<u>TFL</u>	<u>Sacks</u>
Zach Hall	13	67	101	168	12.0	2.0
Justin Swift	13	58	56	114	15.0	8.5
Bydarrus Knighten	13	48	40	88	1.5	0
Omarerrick Douglas	13	39	49	88	10.5	3.0
Demarcus Rogers	13	34	47	81	6.0	3.0
INTERCEPTIONS						
<u>Player</u>	<u>G</u>	<u>No.</u>	<u>Yds.</u>	<u>Avg.</u>	<u>TD</u>	<u>PBU</u>
Zach Hall	13	4	56	14.0	0	2
Justin Swift	13	4	121	30.2	1	6
Shabari Davis	11	2	28	14.0	0	5
Al Young	13	2	0	0.0	0	9
Omarerrick Douglas	13	2	10	5.0	0	2
Taj Jenkins	13	2	0	0.0	0	5
Marcus Lucas	11	2	42	21.0	0	2
DJ Freeman	13	2	0	0.0	0	16

Returning Players in Bold



2018 SCHEDULE AND RESULTS

<u>Date</u>	<u>Opponent</u>	<u>Result</u>	<u>Attendance</u>
9/1	at Arkansas State	L, 21-48	20,184
9/8	Dayton (ESPN+)	W, 40-21	4,273
9/15	at Southern Illinois	W, 48-44	8,592
9/22	at Eastern Kentucky*	L, 14-23	7,720
10/6	at Tennessee Tech*	W, 70-38	4,404
10/13	Austin Peay*	W, 31-27	6,467
10/20	#4 Jacksonville State*	W, 37-14	3,103
10/27	at UT Martin*	W, 56-33	4,014
11/3	Tennessee State*	W, 38-21	3,481
11/10	at Murray State*	L, 38-40	2,087
11/17	Eastern Illinois*	W, 38-32	3,987
11/24	#15 Stony Brook \$	W, 28-14	5,679
12/1	at #3 Weber State \$	L, 23-48	8,838

* - Ohio Valley Conference Contest

\$ - FCS Playoffs

Home Games in Bold

TEAM RECORDS

INDIVIDUAL RUSHING

Most Attempts

Game: 40 - Kelvin Anderson vs. Austin Peay (1993)
 Season: 305 - Henry Harris (2010)
 Career: 637 - Walter Smallwood (1965-68)

Most Yards

Game: 293 - Henry Harris vs. SW Baptist (2010)
 Season: 1,735 - Henry Harris (2010)
 Career: 3,392 - Kelvin Anderson (1992-94)

INDIVIDUAL PASSING

Most Attempts

Game: 63 - Mke Haley vs. Kent State (2005)
 Season: 466 - Andrew Goodenough (2004)
 Career: 885 - Jason Liley (1989-92)

Most Completions

Game: 34 - Andrew Goodenough vs. EIU (2004)
 34 - Mike Haley vs. Kent State (2005)
 Season: 279 - Andrew Goodenough (2004)
 Career: 556 - Jason Liley (1989-92)

Most Yards

Game: 429 - Jack Tomco vs. UT Martin (2002)
 Season: 3,132 - Jack Tomco (2002)
 Career: 6,179 - Jason Liley (1989-92)

INDIVIDUAL RECEIVING

Most Receptions

Game: 14 - Farron Haley vs. Lincoln (1989)
 Season: 87 - Willie Ponder (2002)
 Career: 181 - Darrell Philon (1988-91)

Most Receiving Yards

Game: 211 - Art Miller vs. Evansville (1969)
 Season: 1,453 - Willie Ponder (2002)
 Career: 2,543 - Willie Ponder (2001-02)



Henry Harris was named an All-American and OVC Offensive Player of the Year after a record-breaking season in 2010. Harris set the Redhawks single season rushing record with 1,735 yards, the fourth-highest mark in OVC history.

YEAR-BY-YEAR RESULTS

YEAR	ALL	OVC	COACH
1904	2-0	--	--
1905	2-1	--	--
1906	2-3-1	--	--
1907	1-3	--	--
1908	0-3	--	--
1909	1-1	--	--
1910	1-1	--	--
1911	2-2	--	--
1912	2-2	--	--
1913	1-3-1	--	--
1914	No games played	--	--
1915	2-4	--	F. Courleaux
1916	4-5	--	F. Courleaux
1917	2-2-1	--	F. Courleaux
1918	2-0	--	F. Courleaux
1919	2-4	--	F. Courleaux
1920	0-4	--	F. Courleaux
1921	1-4-2	--	F. Courleaux
1922	5-2-1	--	F. Courleaux
1923	4-3	--	F. Courleaux
1924	3-5	--	F. Courleaux
1925	4-2-2	--	F. Courleaux
1926	0-6-1	--	F. Courleaux
1927	1-5-2	--	F. Courleaux
1928	1-5-1	--	F. Courleaux
1929	3-3-1	--	F. Courleaux
1930	1-6-1	--	George Flamank
1931	2-8	--	George Flamank
1932	2-6-1	--	Abe Stuber
1933	5-3-1	--	Abe Stuber
1934	8-1	--	Abe Stuber
1935	7-2	--	Abe Stuber
1936	4-5	--	Abe Stuber
1937	9-0	--	Abe Stuber
1938	3-5	--	Abe Stuber
1939	5-3-1	--	Abe Stuber
1940	4-5-1	--	Abe Stuber
1941	4-4-1	--	Abe Stuber
1942	6-2	--	Abe Stuber
1943	4-2	--	Abe Stuber
1944	3-4	--	Abe Stuber
1945	No games played	--	--
1946	8-0-1	--	Abe Stuber
1947	2-6-1	--	Wayne Goddard
1948	0-7-2	--	Wayne Goddard
1949	2-7	--	Wayne Goddard
1950	4-5-1	--	Wayne Goddard
1951	2-5-1	--	Wayne Goddard
1952	4-4	--	Kenneth Knox
1953	4-3-2	--	Kenneth Knox
1954	7-2	--	Kenneth Knox
1955	9-0	--	Kenneth Knox
1956	2-7	--	Kenneth Knox
1957	6-2-1	--	Kenneth Knox
1958	7-1-1	--	Kenneth Knox
1959	7-2	--	Kenneth Knox
1960	6-4	--	Kenneth Knox
1961	5-5	--	Kenneth Knox
1962	7-3	--	Kenneth Knox

YEAR	ALL	OVC	COACH
1963	4-6	--	Kenneth Knox
1964	5-5	--	Kenneth Knox
1965	2-8	--	Kenneth Knox
1966	5-5	--	Kenneth Knox
1967	8-2	--	Kenneth Knox
1968	6-4	--	Tom Thrower
1969	8-2	--	Tom Thrower
1970	5-5	--	Tom Thrower
1971	7-3-1	--	Tom Thrower
1972	5-4-1	--	Tom Thrower
1973	6-4	--	Tom Thrower
1974	7-4	--	Jim Lohr
1975	7-4	--	Jim Lohr
1976	7-3-1	--	Jim Lohr
1977	7-3-1	--	Jim Lohr
1978	6-5	--	Jim Lohr
1979	6-4-1	--	Jim Lohr
1980	4-7	--	Jim Lohr
1981	2-9	--	Jim Lohr
1982	5-5-1	--	Jim Lohr
1983	1-9	--	Jim Lohr
1984	1-10	--	Bob Smith
1985	4-7	--	Bob Smith
1986	6-5	--	Bob Smith
1987	6-4-1	--	Bob Smith
1988	6-4	--	Bill Maskill
1989	7-4	--	Bill Maskill
1990	7-3	--	John Mumford
1991	3-8	3-4	John Mumford
1992	2-9	2-6	John Mumford
1993	3-8	2-6	John Mumford
1994	7-5	5-3	John Mumford
1995	5-6	5-3	John Mumford
1996	3-8	3-5	John Mumford
1997	4-7	1-6	John Mumford
1998	3-8	2-5	John Mumford
1999	3-8	2-5	John Mumford
2000	3-8	1-6	Tim Billings
2001	4-7	1-5	Tim Billings
2002	8-4	4-2	Tim Billings
2003	5-7	5-3	Tim Billings
2004	3-8	3-5	Tim Billings
2005	2-9	2-6	Tim Billings
2006	4-7	2-6	Tony Samuel
2007	3-8	1-7	Tony Samuel
2008	4-8	2-6	Tony Samuel
2009	2-9	1-7	Tony Samuel
2010	9-3	7-1	Tony Samuel
2011	3-8	2-6	Tony Samuel
2012	3-8	2-6	Tony Samuel
2013	3-9	2-6	Tony Samuel
2014	5-7	3-5	Tom Matukewicz
2015	4-7	3-4	Tom Matukewicz
2016	3-8	3-5	Tom Matukewicz
2017	3-8	3-5	Tom Matukewicz
2018	9-4	6-2	Tom Matukewicz

OVC Championships (1)
2010

NCAA FCS Playoff Appearances (2)
2010, 2018

ALL-TIME COACHES

Coach	Years	Overall Record	OVC Record	OVC Titles	Playoff Appearances
F. Courleaux	1915-29	34-53-11 (.347)	-	-	-
George Flamank	1930-31	3-14-1 (.166)	-	-	-
Abe Stuber	1932-46	72-46-6 (.600)	-	-	-
Wayne Goddard	1947-51	10-30-5 (.222)	-	-	-
Kenneth Knox	1952-67	89-58-4 (.583)	-	-	-
Tom Thrower	1968-73	32-22-2 (.607)	-	-	-
Jim Lohr	1974-83	52-53-4 (.477)	-	-	-
Bob Smith	1984-87	17-26-1 (.386)	-	-	-
Bill Maskill	1988-89	13-8-0 (.619)	-	-	-
John Mumford	1990-99	40-70 (.364)	25-43 (.368)	0	0
Tim Billings	2000-05	25-43 (.321)	16-27 (.372)	0	0
Tony Samuel	2006-13	31-60 (.341)	19-44 (.302)	1	1
Tom Matukewicz	2014-present	24-34 (.414)	18-21 (.462)	0	1

PRESEASON DEPTH CHART

OFFENSE

WR	1	Steven Newbold	5-11	170	Sr.
	14	Dashon Davis	5-11	185	Fr.
OT	60	Lachavious Simmonos	6-5	305	Sr.
	79	Marlon Black Jr.	6-6	295	R-Fr.
OG	68	Cedrick Banks	6-4	320	R-Fr.
	58	Noah Shattuck	6-6	300	R-Fr.
C	64	Thomas Burton	6-2	305	Sr.
	50	Demetrius Cooley	6-2	288	Jr.
OG	78	Raekwon Allen	6-3	330	Jr.
	71	Jimmy Nixon III	6-3	315	Fr.
OT	72	Will James	6-4	310	Jr.
	75	Brandon Jones	6-5	300	Jr.
QB	7	Demry Croft	6-5	205	Jr.
	17	Cameron Rosendahl	6-2	210	Jr.
	12	Micheal Hughes	6-2	230	Sr.
RB	23	Te'kendrick Roberson	6-0	180	Jr.
	28	Shawn McColley	5-11	210	So.
FB	24	Andrew Knox	5-11	250	Sr.
	30	Charlie Davidson	5-10	205	So.
TE	80	Miles Cavitt	6-3	230	Sr.
	88	Josh Trueheart	6-5	235	So.
WR	3	Chris Rowland	5-8	170	Sr.
	83	Lawrence Segree II	6-0	175	So.

DEFENSE

DE	48	Mekhi Brown	6-5	250	Sr.
	56	Justin Brown	6-2	220	So.
DT	97	Justin Culpepper	6-1	275	Sr.
	33	Jeremiah Caine	6-2	280	Jr.
NT	91	Raymond Horton	6-3	325	So.
	90	Khalil Jones	6-0	300	Jr.
DE	54	Dante' Ferguson Jr.	6-2	225	Sr.
	6	Mike Boykin	6-6	290	Jr.
SB	1	Rhashaun Epting	6-3	218	Jr.
	8	James Green	6-1	205	So.
MB	11	Jahsun Bryant	6-2	220	So.
	43	Michael Bond	6-2	220	Fr.
WB	18	Terry Straughter	6-0	215	So.
	37	Michael Crawford	6-1	210	So.
CB	10	Dajour Nesbeth	6-1	187	Sr.
	19	Josh Green	6-0	180	R-Fr.
CB	29	Nick Harper Jr.	5-11	175	Jr.
	13	Dominique Williams	5-11	180	Jr.
FS	31	Ray Coggins	5-11	185	So.
	34	Dieuseul Stcyr	6-0	185	So.
SS	12	Larry Wilhoite	6-0	185	Jr.
	7	Ronnie Killings	6-1	185	Sr.

SPECIAL TEAMS


PK	2	Antonio Zita	5-9	170	So.
	41	Kaleb Mosley	5-10	180	So.
P	41	Kaleb Mosley	5-10	180	So.
	2	Antonio Zita	5-9	170	So.
LS	40	Thomas Newberg	6-4	190	Sr.
	88	Josh Trueheart	6-5	235	So.
HO	3	Chris Rowland	5-8	170	Sr.
KR	3	Chris Rowland	5-8	170	Sr.
	4	Sabree Curtis	5-10	175	Sr.
PR	3	Chris Rowland	5-8	170	Sr.
	1	Steven Newbold	5-11	170	Sr.

Returning Starters in Bold

Key Losses

WR	DeVon Johnson	30 receptions, 543 yards, 6 TDs; 26.4 yds/KOR
OT	Chidi Okeke	First-Team All-OVC
S	LaQuarious Cook	54 tackles, one interception
LB	Blair Edwards	54 tackles, 4.0 TFL, 1.0 sack

PLAYERS TO WATCH



CHRIS ROWLAND

Senior • Wide Receiver
5-8 • 170 • Nolensville, Tenn.

Preseason All-OVC Selection...Was named a third-team All-American by HERO Sports last season as a return specialist...Was also tabbed the 2018 Phil Steele OVC Special Teams Player of the Year...Earned second-team All-OVC honors as both a wide receiver and return specialist last year...Started eight of the Tigers nine games at wide receiver, leading the team with 57 receptions and 727 yards receiving with five touchdowns...Ranked sixth in the nation, averaging 13.0 yards on 14 punt returns...Amassed 963 all-purpose yards, which included one kickoff return for 37 yards and three carries for 17 yards.



DAJOUR NESBETH

Senior • Cornerback
6-1 • 187 • Winter Garden, Fla.

Preseason All-OVC selection...Was tabbed an 2018 All-Ohio Valley Conference first-team...Started all nine games at cornerback...Led the team with 58 tackles (42 solos), four interceptions and seven pass breakups...Tallied 2.5 tackles for loss totaling 10 yards...Had interception returns of 65, 39, 27 and 21 yards for a total of 152 yards...As a sophomore in 2017, had 48 tackles, two interceptions and nine pass breakups...Had 14 tackles as a freshman.

TEAM NOTES

- This year marks the 21st year of the John Merritt Classic, a HBCU Classic game (one of only two Classics solely hosted by a single NCAA FCS institution) hosted by the Tigers at Nissan Stadium. Named after the Tigers long-time coach (1963-83), the Classic began in 1999. This year marks the first time TSU has played Mississippi Valley State in the event; TSU has an all-time record of 14-6 in the JMC.

- Tennessee State had two games cancelled by bad weather a season ago. That included the Southern Heritage Classic against Jackson State in Memphis (cancelled due to lightning) and a non-conference road game at Hampton (cancelled due to Hurricane Florence).

- Last season 52 different players suffered injuries and missed at least one game for for the Tigers. That included the team's starting quarterback (Demry Croft) as well as the Preseason All-OVC pick at center (Thomas Burton) and wide receiver (Steven Newbold) and the team's leading rusher from 2017 (Sabree Curtis). Overall only six player started all nine of TSU's game last year, and only 24 played in all nine games.



OHIO VALLEY CONFERENCE



NUMERICAL ROSTER

No.	Name	Pos.	Ht.	Wt.	Yr.	Hometown (Last School)
1	Steven Newbold	WR	5-11	170	Sr.	Carol City, Fla. (Miami Carol City HS)
1	Rhashaun Epting	DE	6-3	218	Jr.	Chicago, Ill. (New Mexico)
2	Jatavious Harris	WR	6-1	188	R-Fr.	Milledgeville, Ga. (Louisville)
2	Antonio Zita	K/P	5-9	170	So.	Fayetteville, Tenn. (Lincoln County HS)
3	Chris Rowland	WR	5-8	170	Sr.	Nolensville, Tenn. (Ravenwood HS)
4	Sabree Curtis, Jr.	RB	5-10	175	R-Jr.	Atlanta, Ga. (Creekside HS)
5	Dayron Johnson	WR	5-9	180	Fr.	Springfield, Tenn. (Springfield HS)
6	Mike Boykin	DE	6-6	290	R-Jr.	Carrollton, Ga. (Louisville)
6	Te'kerrick Roberson	RB	6-0	195	Sr.	Winter Haven, Fla. (Ellsworth CC)
7	Demry Croft	QB	6-5	205	R-Jr.	Rockford, Ill. (Minnesota)
7	Ronnie Killings	DB	6-1	185	Sr.	Murfreesboro, Tenn. (Navy)
8	James Green	LB	6-1	205	Jr.	Orlando, Fla. (Olympia HS)
9	Al-Malik Moore	WR	6-1	170	R-So.	Miami, Fla. (Northwestern HS)
10	Dajour Nesbeth	CB	6-1	187	Sr.	Winter Garden, Fla. (West Orange HS)
10	Trey Adams	QB	6-2	180	Fr.	Madison, Fla. (Madison County HS)
11	Jahsun Bryant	LB	6-2	220	So.	Nashville, Tenn. (Cane Ridge HS)
12	Micheal Hughes	QB	6-2	230	R-Sr.	Nashville, Tenn. (Hillsboro HS)
12	Larry Wilhoite	CB	6-0	185	R-Jr.	Nashville, Tenn. (Franklin Road Academy)
13	Dominique Williams	CB	5-11	180	Jr.	Knoxville, Jr. (Kentucky)
14	Dashon Davis	WR	5-11	185	Fr.	Monticello, Fla. (Jefferson County HS)
15	Kenyon Garlington	DB	5-9	175	R-Fr.	Antioch, Tenn. (Brentwood Academy)
15	Heath Williams	QB	6-0	210	Fr.	Clarksville, Tenn. (Northeast HS)
16	Kaemon Dunlap	RB	5-7	165	R-Fr.	Hendersonville, Tenn. (Beech HS)
17	Cameron Rosendahl	QB	6-2	210	R-Jr.	Acworth, Ga. (Georgia Military)
18	Terry Straughter	LB	6-0	215	So.	Opp Locka, Fla. (Miami Carol City HS)
18	Deveon Bryant	QB	6-3	210	R-Fr.	Bellwood, Ill. (Proviso West HS)
19	Josh Green	DB	6-0	180	R-Fr.	Orlando, Fla. (Olympia HS)
20	Fondren Hollis	DB	5-11	170	Fr.	Decatur, Ga. (Columbia HS)
21	Neiman Armstrong	CB	6-1	185	Sr.	Dallas, Texas (Cisco College)
22	Seth Rowland	RB	5-6	185	Sr.	Brentwood, Tenn. (Georgia Prep)
24	Andrew Knox	FB	5-11	250	R-Sr.	Murfreesboro, Tenn. (Siegel HS)
25	Christian Smith	DB	5-9	180	R-Fr.	Atlanta, Ga. (Westlake HS)
26	Ahmaud Jordon	DB	5-11	200	Fr.	Hollywood, Fla. (Chaminade Madonna HS)
27	DeMarco Corbin	RB	6-1	225	Sr.	Euleess, Texas (Pima CC)
28	Shawn McColley	RB	5-11	210	R-So.	Chattanooga, Tenn. (McCallie HS)
29	Nick Harper, Jr.	DB	5-11	175	R-Jr.	Brentwood, Tenn. (Missouri State)
30	Charlie Davidson	RB	5-10	205	So.	Murfreesboro, Tenn. (Mercer)
31	Ray Coggins	CB	5-11	185	So.	Lebanon, Tenn. (Wilson Central HS)
32	Earl Harrison	RB	6-1	205	Sr.	Memphis, Tenn. (Ridgeway HS)
33	Jeremiah Caine	DT	6-2	280	Jr.	Columbus, Miss. (Coahoma CC)
34	Dieuseul Stacy	DB	6-0	185	So.	Macon, Ga. (Westside HS)
35	Jordan Bell	RB	5-10	200	R-So.	Antioch, Tenn. (Cane Ridge HS)
36	Rod Reed	DB	5-10	170	Fr.	Nashville, Tenn. (Stratford HS)
37	Michael Crawford	LB	6-1	210	R-So.	Lansing, Ill. (Thornton Fractional South HS)
38	Daniel Williams	S	6-3	185	Fr.	Houston, Texas (J. Frank Dobie HS)
39	Jerry Dismukes	FB	5-9	230	So.	Nashville, Tenn. (Springfield HS)
40	Thomas Newberg	LS	6-4	190	Sr.	Thompson Station, Tenn. (Independence HS)
41	Kaleb Mosley	P/K	5-10	180	So.	Montgomery, Ala. (Carver HS)
42	Antowan Malone	LB	5-11	225	R-So.	Nashville, Tenn. (Pearl-Cohn HS)
43	Michael Bond	LB	6-2	220	Fr.	Antioch, Tenn. (Lighthouse Christian HS)
44	Terray Jones	DT	6-1	305	Fr.	Madison, Fla. (Madison County HS)
45	David Dorsey	DB	5-10	170	Fr.	Cleveland, Tenn. (Cleveland HS)
46	James Reese IV	DB	5-10	170	R-Fr.	Nashville, Tenn. (Cane Ridge HS)
47	Dewayne Johnson	LB	6-2	240	R-Fr.	Nashville, Tenn. (Cane Ridge HS)
48	Mekhi Brown	DE	6-5	250	R-Sr.	Columbus, Ga. (Alabama)
49	Allen Daniels	DL	6-2	305	R-So.	Dacula, Ga. (Purdue)
50	Demetrius Cooley	OC	6-2	288	Sr.	Decatur, Ga. (Eastern Arizona CC)
51	Ian Martin	LB	6-2	245	R-Jr.	Johnson City, Tenn. (David Crockett HS)
52	Daniel Bonner	LB	6-1	215	R-Fr.	Nashville, Tenn. (Hillwood HS)
53	Clint Dowty II	DE	6-2	233	Fr.	Nashville, Tenn. (Maplewood HS)
54	Dante' Ferguson, Jr.	LB	6-2	260	R-Sr.	Lithonia, Ga. (Arabia Mountain HS)
55	Anthony Geter	OC	5-11	300	R-So.	Memphis, Tenn. (Whitehaven HS)
56	Justin Brown	LB	6-2	220	R-So.	Smiths Station, Ala. (Smiths Station HS)
57	Alex Williams	OL	6-4	250	Fr.	Cleveland, Tenn. (Cleveland HS)
58	Noah Shattuck	OT	6-6	300	R-Fr.	Enterprise, Ala. (Enterprise HS)
59	Keondre Bailey	LB	6-3	210	R-Fr.	Louisville, Ky. (Pleasure Ridge Park HS)
60	Lachavious Simmons	DT	6-5	325	R-Sr.	Selma, Ala. (Selma HS)
61	Adrian Sims	OT	6-0	300	R-So.	Brookwood, Ga. (Brookwood HS)
62	Michael Brooks	OL	6-3	320	Fr.	Ellenwood, Ga. (Cedar Grove HS)
64	Thomas Burton	OC	6-2	305	R-Sr.	Memphis, Tenn. (Whitehaven HS)
65	Myles Sails	OL	6-2	270	Jr.	Memphis, Tenn. (Maryville)
68	Cedrick Banks	OG	6-4	320	R-Fr.	Baton Rouge, La. (Southern University Lab HS)
71	Jimmy Nixon III	DL	6-3	315	Fr.	Hollywood, Fla. (Chaminade Madonna HS)
72	Will James	OL	6-4	310	Jr.	Tupelo, Miss. (Hawamba HS)
74	Mayson Harris	OG	6-2	280	Fr.	Nashville, Tenn. (Pearl-Cohn HS)
75	Brandon Jones	OT	6-5	300	Jr.	Dacula, Ga. (Georgia Military College)
77	Jaalon Gupton	OT	6-5	300	Fr.	Nashville, Tenn. (Stratford HS)
78	Raekwon Allen	OG	6-3	330	Jr.	Columbus, Ga. (Georgia Military College)
79	Marlon Black, Jr.	OT	6-6	295	R-Fr.	Blountstown, Fla. (Liberty County HS)
80	Miles Cavitt	TE	6-3	230	Sr.	Greenfield, Tenn. (Greenfield HS)
81	Isaiah Owens	WR	6-2	190	R-Jr.	Nashville, Tenn. (Memphis)
82	Aaron Cauthen	TE	6-5	235	R-Jr.	Douglasville, Ga. (Douglas County HS)
83	Lawrence Segree II	WR	6-0	175	R-So.	La Vergne, Tenn. (Brentwood Academy)
84	Malik Abdul-Haqq	WR	6-6	185	Sr.	Seattle, Wash. (Fullerton College)
85	Robert Lilley-Sneed	WR	5-11	180	R-Fr.	Nashville, Tenn. (Stratford HS)
86	Marvin Rudd	TE	6-2	225	Jr.	Memphis, Tenn. (Bethel)
87	Benjamin Johnson	TE	6-2	230	Jr.	Snellville, Ga. (Georgia Military)
88	Josh Trueheart	TE	6-5	235	R-So.	Nashville, Tenn. (Stratford HS)
89	Phillip Brown	TE	6-2	240	GR	Birmingham, Ala. (Alabama State)
90	Khalil Jones	DT	6-0	300	R-Jr.	Nashville, Tenn. (Stratford HS)
91	Raymond Horton	DT	6-3	325	So.	Daytona Beach, Fla. (Mainland HS)
94	Jacoby Troutman	DT	6-0	290	Fr.	Knoxville, Tenn. (Central HS)
96	Cameron Stewart	DT	6-3	320	Fr.	Chattanooga, Tenn. (McCallie HS)
97	Justin Culpepper	DT	6-1	275	Sr.	Lakeland, Fla. (Kathleen HS)

ALPHABETICAL ROSTER

No.	Name	Pos.	Yr.
84	Malik Abdul-Haqq	WR	Sr.
10	Trey Adams	QB	Fr.
78	Raekwon Allen	OG	Jr.
21	Neiman Armstrong	CB	Sr.
59	Keondre Bailey	LB	R-Fr.
68	Cedrick Banks	OG	R-Fr.
35	Jordan Bell	RB	R-So.
79	Marlon Black, Jr.	OT	R-Fr.
43	Michael Bond	LB	Fr.
52	Daniel Bonner	LB	R-Fr.
6	Mike Boykin	DE	R-Jr.
62	Michael Brooks	OL	Fr.
56	Justin Brown	LB	R-So.
48	Mekhi Brown	DE	R-Sr.
89	Phillip Brown	TE	GR
18	Deveon Bryant	QB	R-Fr.
11	Jahsun Bryant	LB	So.
64	Thomas Burton	OC	R-Sr.
33	Jeremiah Caine	DT	Jr.
82	Aaron Cauthen	TE	R-Jr.
80	Miles Cavitt	TE	Sr.
31	Ray Coggins	CB	So.
50	Demetrius Cooley	OC	Sr.
27	DeMarco Corbin	RB	Fr.
37	Michael Crawford	LB	R-So.
7	Demry Croft	QB	R-Jr.
97	Justin Culpepper	DT	Sr.
4	Sabree Curtis, Jr.	RB	R-Jr.
49	Allen Daniels	DL	R-So.
30	Charlie Davidson	RB	So.
14	Dashon Davis	WR	Fr.
39	Jerry Dismukes	FB	So.
45	David Dorsey	DB	Fr.
53	Clint Dowty II	DE	Fr.
16	Kaemon Dunlap	RB	R-Fr.
1	Rhashaun Epting	DE	Jr.
54	Dante' Ferguson, Jr.	LB	R-Sr.
15	Kenyon Garlington	DB	R-Fr.
55	Anthony Geter	OC	R-So.
8	James Green	LB	Jr.
19	Josh Green	DB	R-Fr.
77	Jaalon Gupton	OT	Fr.
29	Nick Harper, Jr.	DB	R-Jr.
2	Jatavious Harris	WR	R-Fr.
74	Mayson Harris	OG	Fr.
32	Earl Harrison	RB	Sr.
20	Fondren Hollis	DB	Fr.
91	Raymond Horton	DT	So.
12	Micheal Hughes	QB	R-Sr.
72	Will James	OL	Jr.
87	Benjamin Johnson	TE	Jr.
5	Dayron Johnson	WR	Fr.
47	Dewayne Johnson	LB	R-Fr.
75	Brandon Jones	OT	Jr.
90	Khalil Jones	DT	R-Jr.
44	Terray Jones	DT	Fr.
26	Ahmaud Jordon	DB	Fr.
7	Ronnie Killings	DB	Sr.
24	Andrew Knox	FB	R-Sr.
85	Robert Lilley-Sneed	WR	R-Fr.
42	Antowan Malone	LB	R-So.
51	Ian Martin	LB	R-Jr.
28	Shawn McColley	RB	R-So.
9	Al-Malik Moore	WR	R-So.
41	Kaleb Mosley	P/K	So.
10	Dajour Nesbeth	CB	Sr.
40	Thomas Newberg	LS	Sr.
1	Steven Newbold	WR	Sr.
71	Jimmy Nixon III	DL	Fr.
81	Isaiah Owens	WR	R-Jr.
36	Rod Reed	DB	Fr.
46	James Reese IV	DB	R-Fr.
6	Te'kerrick Roberson	RB	Sr.
17	Cameron Rosendahl	QB	R-Jr.
3	Chris Rowland	WR	Sr.
22	Seth Rowland	RB	Sr.
86	Marvin Rudd	TE	Jr.
65	Myles Sails	OL	Jr.
83	Lawrence Segree II	WR	R-So.
58	Noah Shattuck	OT	R-Fr.
60	Lachavious Simmons	OT	R-Sr.
61	Adrian Sims	DT	R-So.
25	Christian Smith	DB	R-Fr.
34	Dieuseul Stacy	DB	So.
96	Cameron Stewart	DT	Fr.
18	Terry Straughter	LB	So.
94	Jacoby Troutman	DT	Fr.
88	Josh Trueheart	TE	R-So.
12	Larry Wilhoite	CB	R-Jr.
57	Alex Williams	OL	Fr.
38	Daniel Williams	S	Fr.
13	Dominique Williams	CB	Jr.
15	Heath Williams	QB	Fr.
2	Antonio Zita	K/P	So.



Rod Reed was named head coach at Tennessee State on Dec. 18, 2009. He took over after having spent seven seasons on the Tigers staff, including as the associate head coach and defensive coordinator.

ROD REED

HEAD COACH

10TH SEASON

53-47 CAREER RECORD

Birthdate: September 15, 1966
Hometown: Marshall, Texas
College: Tennessee State, 1989 (Health & Physical Ed.)
Family: Wife - Tamika
 Children - Terry, Takara, Briah, Marcel

Career Record

Year	School	Overall	Conf. (Finish)
2010	Tennessee State	3-8	0-7 (8th-t)
2011	Tennessee State	5-6	4-4 (5th-t)
2012	Tennessee State	8-3	4-3 (5th)
2013	Tennessee State	10-4	6-2 (2nd)
2014	Tennessee State	6-6	3-5 (6th-t)
2015	Tennessee State	4-6	1-6 (8th)
2016	Tennessee State	7-4	4-3 (3rd-t)
2017	Tennessee State	6-5	2-5 (7th-t)
2018	Tennessee State	4-5	3-4 (5th)

CAREER HIGHLIGHTS

- In each of his first four seasons at his alma mater, Reed led the Tigers to more wins than the previous season. In 2013 the team won 10 games, including a 31-0 first round playoff victory over Butler. That marked the first playoff victory for TSU since 1986. It was only the second shutout by an OVC team in the playoffs and first road victory by an OVC team since 1986.
- Prior to being named the 22nd head coach in Tennessee State football history, Reed served as an assistant coach for two years and defensive coordinator for five years on the Tiger staff.
- As a recruiter for the Tigers, Reed was responsible for bringing several key players to campus, including running back Javarris Williams (a seventh round NFL pick in 2009) and Dominique Rodgers-Cromartie (a first round NFL pick in 2008).
- Reed got his coaching start at Prairie View A&M in 1991, and followed that up with jobs at Bethune-Cookman (1992-96), Seabreeze High School (1996-2000) and East Texas Baptist (2000-03) where he was the defensive coordinator at the school which is located in his hometown of Marshall, Texas.
- Reed was a four-year letterwinner as a linebacker at Tennessee State (1984-88) and concluded his career by being named a Sheridan All-American during his senior season. Along the way he set the TSU record for career tackles (406) and tackles in a season (197); both marks still stand in the Tiger record book. In 1986 Reed led TSU to the second round of the I-AA playoffs and was selected the team's MVP in each 1987 and 1988.
- Reed is the son of the late Robert Reed, Jr., an All-American at Tennessee State in 1963 and 1964 who later went on to play with the Washington Redskins.

ASSISTANT COACHES

- Asst. HC/Offensive Coordinator/WR's:**..... Shannon Harris
 Alma Mater:..... Tennessee State, 2004 (1st season)
- Offensive Line:**..... Russ Ehrenfeld
 Alma Mater:..... Chattanooga, 1981 (8th season)
- Tight Ends/Tackles/Run Game Coordinator:** ..Antonio Bradford
 Alma Mater:..... Alabama State, 2005 (5th season)
- Running Backs:**Kevin Mashack
 Alma Mater:..... Tennessee State, 2007 (5th season)
- Offensive Analyst/Quarterbacks:**..... Tarvaris Jackson
 Alma Mater:..... Alabama State, 2006 (1st season)
- Defensive Coordinator:**..... Garry Fisher
 Alma Mater:..... Bowling Green, 2002 (3rd season)
- Defensive Line:**Nick Davison
 Alma Mater:..... Chattanooga, 2012 (5th season)
- Linebackers:**Rico Council
 Alma Mater:..... Tennessee State, 2016 (3rd season)
- Cornerbacks:**Ahmaad Smith
 Alma Mater:..... Tennessee State, 2006 (2nd season)
- Director of Operations:**Tony Williams IV
 Alma Mater:..... North Carolina Central, 2016 (1st season)

2018 TEAM STATISTICS

	<u>TSU</u>	<u>Opponent</u>				
SCORING	264	289				
Points Per Game	29.3	32.1				
FIRST DOWNS	215	198				
Rushing	72	67				
Passing	121	114				
Penalty	22	17				
RUSHING YARDAGE	1406	1284				
Yards Gained Rushing	1623	1565				
Yards Lost Rushing	217	281				
Rushing Attempts	328	302				
Average Per Rush	4.3	4.3				
Average Per Game	156.2	142.7				
TDs Rushing	11	13				
PASSING YARDAGE	2486	2587				
Comp-Att-Int	200-324-9	201-325-7				
Average Per Pass	7.7	8.0				
Average Per Catch	12.4	12.9				
Average Per Game	176.2	287.4				
TDs Passing	21	23				
TOTAL OFFENSE	3893	3871				
Total Plays	652	627				
Average Per Play	6.0	6.2				
Average Per Game	432.4	430.1				
TIME OF POSSESSION/GAME	31:08	28:52				
3RD DOWN CONVERSIONS	53/122	59/131				
3rd-Down Pct.	43%	45%				
4TH DOWN CONVERSIONS	5/9	4/11				
4th-Down Pct.	56%	36%				
RED-ZONE SCORES	34-42 (81%)	29-37 (78%)				
RED-ZONE TOUCHDOWNS	22-42 (52%)	24-37 (65%)				
PAT-ATTEMPTS	28-29 (97%)	35-36 (97%)				
ATTENDANCE	41,688	54,010				
Games/Avg. Per Game	4/10,422	5/10,802				
Neutral Site Games	-	0/0				
SCORE BY QUARTERS	<u>1st</u>	<u>2nd</u>	<u>3rd</u>	<u>4th</u>	<u>OT</u>	<u>Total</u>
Tennessee State	59	83	53	63	6	264
Opponents	50	93	70	73	3	289

2018 INDIVIDUAL STATISTICS

RUSHING						
<u>Player</u>	<u>G</u>	<u>Att.</u>	<u>Yds.</u>	<u>Avg.</u>	<u>TD</u>	<u>Yds./G</u>
Te'kerrick Roberson	9	100	527	5.3	1	58.6
Shawn McColley	9	48	334	7.0	1	37.1
Earl Harrison	6	46	261	5.7	2	43.5
Demry Croft	4	38	146	3.8	0	36.5
DeMarco Corbin	9	34	97	2.9	6	10.8
PASSING						
<u>Player</u>	<u>G</u>	<u>Comp.-Att.</u>	<u>Pct.</u>	<u>Yds.</u>	<u>TD/Int.</u>	<u>Avg.</u>
Micheal Hughes	7	122-196	62.2	1405	9/7	200.7
Demry Croft	4	61-101	60.4	888	8/2	222.0
Cameron Rosendahl	2	16-25	64.0	175	3/0	87.5
RECEIVING						
<u>Player</u>	<u>G</u>	<u>No.</u>	<u>Yds.</u>	<u>Avg.</u>	<u>TD</u>	<u>Yds./G</u>
Chris Rowland	8	57	727	12.8	5	90.9
Treon Harris	7	35	476	13.6	5	68.0
DeVon Johnson	9	30	543	18.1	6	60.3
Steven Newbold	8	28	300	10.7	2	37.5
Aaron Cauthen	7	9	81	9.0	2	11.6
SCORING						
<u>Player</u>	<u>G</u>	<u>TD</u>	<u>XPt.</u>	<u>FG</u>	<u>Pts.</u>	<u>Pts./G</u>
Antonio Zita	9	0	28-29	12-14	64	7.1
DeVon Johnson	9	6	-	-	36	4.0
DeMarco Corbin	9	6	-	-	36	4.0
Chris Rowland	8	5	-	-	30	3.8
Treon Harris	7	5	-	-	30	4.3
TACKLES						
<u>Player</u>	<u>G</u>	<u>Solo</u>	<u>Asst.</u>	<u>Total</u>	<u>TFL</u>	<u>Sacks</u>
Dajour Nesbeth	9	42	16	58	2.5	0
Blair Edwards	9	24	30	54	4.0	1.0
LaQuarius Cook	8	19	28	47	25.	0
Vincent Sellers	8	30	16	46	5.5	0
Terry Straughter	8	14	17	31	3.0	0
INTERCEPTIONS						
<u>Player</u>	<u>G</u>	<u>No.</u>	<u>Yds.</u>	<u>Avg.</u>	<u>TD</u>	<u>PBU</u>
Dajour Nesbeth	9	4	152	38.0	1	7
Dieuseul Stcyr	9	1	0	0.0	0	0
Terry Straughter	8	1	10	10.0	0	1
LaQuarius Cook	8	1	19	19.0	0	1

Returning Players in Bold



2018 SCHEDULE AND RESULTS

<u>Date</u>	<u>Opponent</u>	<u>Result</u>	<u>Attendance</u>
9/1	Bethune-Cookman #	W, 34-3	14,069
9/8	vs. Jackson State \$	cancelled	-
9/15	at Hampton	cancelled	-
9/22	at Eastern Illinois*	W, 41-40	7,670
9/29	at Vanderbilt	L, 27-31	27,340
10/6	at Austin Peay*	L, 34-49	12,201
10/13	at Murray State*	L, 21-45	3,318
10/20	Tennessee Tech*	W, 41-14	17,283
11/3	at #24 Southeast Missouri*	L, 21-38	3,481
11/10	#8 Jacksonville State* @	L, 14-41	6,718
11/17	UT Martin* @	W, 31-28 (OT)	3,618

* - Ohio Valley Conference Contest **Home Games in Bold**
 \$ - Southern Heritage Classic (Liberty Bowl - Memphis, Tenn.)
 # - John Merritt Classic (Nissan Stadium - Nashville, Tenn.)
 @ - Game played at Hale Stadium (Nashville, Tenn.)

TEAM RECORDS

INDIVIDUAL RUSHING

Most Attempts

Game: 43 - Trabis Ward (2012)
 Season: 322 - Charles Anthony (2003)
 Career: 910 - Charles Anthony (2001-04)

Most Yards

Game: 285 - Charles Anthony vs. Samford (2004)
 Season: 1,739 - Charles Anthony (2004)
 Career: 5,057 - Charles Anthony (2001-04)

INDIVIDUAL PASSING

Most Attempts

Game: 55 - Brian Ransom vs. Chattanooga (1981)
 Season: 397 - Michael German (2014)
 Career: 1,147 - Michael German (2011-14)

Most Completions

Game: 36 - Brian Ransom vs. Chattanooga (1981)
 Season: 221 - Brian Ransom (1981)
 Career: 655 - Michael German (2011-14)

Most Yards

Game: 491 - Leon Murray vs. Murray State (1998)
 Season: 3,182 - Brian Ransom (1981)
 Career: 8,669 - Michael German (2011-14)

INDIVIDUAL RECEIVING

Most Receptions

Game: 13 - Tyrone Butterfield vs. Southeast Mo. (1997)
 Season: 72 - Tyrone Butterfield (1998)
 72 - Juan Hall (1996)
 Career: 200 - Mike Jones (1979-82)

Most Receiving Yards

Game: 249 - Tyrone Butterfield vs. Murray St. (1998)
 Season: 1,307 - Golden Tate (1983)
 Career: 3,903 - C.J. Johnson (2000-03)

YEAR-BY-YEAR RESULTS

YEAR	ALL	OVC	COACH	YEAR	ALL	OVC	COACH
1912	3-1	--	H.N. Robinson	1966	10-0	--	John Merritt
1913	6-0	--	H.N. Robinson	1967	6-3	--	John Merritt
1914	Records Incomplete		Buck Hunt	1968	6-2-1	--	John Merritt
1915	Records Incomplete		Buck Hunt	1969	7-1-1	--	John Merritt
1916	Records Incomplete		Buck Hunt	1970	11-0	--	John Merritt
1917	Records Incomplete		Buck Hunt	1971	9-1	--	John Merritt
1918	Records Incomplete		Buck Hunt	1972	11-1	--	John Merritt
1919	Records Incomplete		Buck Hunt	1973	10-0	--	John Merritt
1920	Records Incomplete		Joe E. Scruggs	1974	8-2	--	John Merritt
1921	Records Incomplete		Joe E. Scruggs	1975	5-4	--	John Merritt
1922	Records Incomplete		Joe E. Scruggs	1976	7-2-1	--	John Merritt
1923	Records Incomplete		Joe E. Scruggs	1977	8-1-1	--	John Merritt
1924	4-1-1	--	Joe E. Scruggs	1978	8-3	--	John Merritt
1925	4-1-1	--	George Davenport	1979	8-3	--	John Merritt
1926	Records Incomplete		George Davenport	1980	9-1	--	John Merritt
1927	Records Incomplete		Felton Gale	1981	9-2	--	John Merritt
1928	Records Incomplete		Harry Long	1982	9-0-1	--	John Merritt
1929	Records Incomplete		Alton Jackson	1983	8-2-1	--	John Merritt
1930	Records Incomplete		T.D. Upshaw	1984	11-0	--	Bill Thomas
1931	Records Incomplete		T.D. Upshaw	1985	7-4	--	Bill Thomas
1932	Records Incomplete		Harry Benjamin	1986	10-2-1	--	Bill Thomas
1933	4-1-1	--	Walter S. Davis	1987	3-7-1	--	Bill Thomas
1934	6-1	--	Walter S. Davis	1988	3-7-1	2-4	Bill Thomas
1935	4-2-1	--	Walter S. Davis	1989	5-5-1	3-3	Joe Gilliam, Sr.
1936	3-3-2	--	Walter S. Davis	1990	7-4	4-2	Joe Gilliam, Sr.
1937	3-1-1	--	Ruebin Mundy	1991	3-8	2-5	Joe Gilliam, Sr.
1938	6-1	--	Lawrence Simmons	1992	5-6	5-3	Joe Gilliam, Sr.
1939	3-3-1	--	Lawrence Simmons	1993	4-7	4-4	Bill Davis
1940	No Games Played			1994	5-6	4-4	Bill Davis
1941	No Games Played			1995	2-9	1-7	Bill Davis
1942	No Games Played			1996	4-7	3-5	L.C. Cole
1943	No Games Played			1997	4-7	4-3	L.C. Cole
1944	8-2-1	--	Henry Kean	1998	9-3	6-1	L.C. Cole
1945	8-2	--	Henry Kean	1999	11-1	7-0	L.C. Cole
1946	10-1	--	Henry Kean	2000	3-8	2-5	James Reese
1947	10-0	--	Henry Kean	2001	8-3	3-3	James Reese
1948	5-3-1	--	Henry Kean	2002	2-10	1-5	James Reese
1949	9-1	--	Henry Kean	2003	7-5	5-3	James Reese
1950	9-2	--	Henry Kean	2004	4-7	2-5	James Reese
1951	8-2	--	Henry Kean	2005	2-9	1-6	James Webster
1952	8-2	--	Henry Kean	2006	6-5	5-2	James Webster
1953	8-0-1	--	Henry Kean	2007	5-6	4-3	James Webster
1954	10-0	--	Henry Kean	2008	8-4	5-3	James Webster
1955	7-2	--	Howard Gentry	2009	4-7	3-4	James Webster
1956	10-0	--	Howard Gentry	2010	3-8	0-7	Rod Reed
1957	5-0-1	--	Howard Gentry	2011	5-6	4-4	Rod Reed
1958	4-4	--	Howard Gentry	2012	8-3	4-3	Rod Reed
1959	9-1	--	Howard Gentry	2013	10-4	6-2	Rod Reed
1960	7-3	--	Howard Gentry	2014	6-6	3-5	Rod Reed
1961	4-4-1	--	L. Simmons	2015	4-6	1-6	Rod Reed
1962	1-7-1	--	L. Simmons	2016	7-4	4-3	Rod Reed
1963	6-3	--	John Merritt	2017	6-5	2-5	Rod Reed
1964	8-2	--	John Merritt	2018	4-5	3-4	Rod Reed
1965	9-0-1	--	John Merritt				

OVC Championships (2)

1998, 1999

NCAA FCS Playoff Appearances (4)


1986, 1998, 1999, 2013

(Note: Appearances in 1981 & 1982 were later vacated)

ALL-TIME COACHES

Coach	Years	Overall Record	OVC Record	OVC Titles	Playoff Appearances
H.N. Robinson	1912-13	9-1 (.900)	-	-	-
Buck Hunt*	1914-19	-	-	-	-
Joe E. Scruggs*	1920-23	4-1 (.800)	-	-	-
George Davenport*	1925-26	4-1 (.800)	-	-	-
Felton "Zip" Gale*	1927	-	-	-	-
Harry Long*	1928	-	-	-	-
Alton Jackson*	1929	-	-	-	-
T.D. Upshaw*	1930-31	-	-	-	-
Harry Benjamin*	1932	-	-	-	-
Walter S. Davis	1933-36	17-8-4 (.586)	-	-	-
Ruebin Mundy	1937	3-1-1 (.600)	-	-	-
Lawrence Simmons	1938-39, 61-62	14-15-3 (.438)	-	-	-
Henry Kean	1944-54	109-15-2 (.865)	-	-	-
Howard Gentry, Sr.	1955-60	42-10-1 (.792)	-	-	-
John Merritt	1963-83	174-35-7 (.822)	-	-	2
Bill Thomas	1984-88	34-20-3 (.596)	2-4 (.333)	0	1
Joe Gilliam, Sr.	1989-92	20-23-1 (.455)	14-13 (.519)	0	0
Bill Davis	1993-95	11-22 (.333)	9-15 (.375)	0	0
L.C. Cole	1996-99	28-18 (.609)	20-9 (.690)	2	2
James Reese	2000-04	24-33 (.421)	13-21 (.382)	0	0
James Webster	2005-09	25-31 (.446)	18-19 (.486)	0	0
Rod Reed	2010-present	53-47 (.530)	27-39 (.409)	0	1

* Records incomplete for some portion of tenure



Former Tiger Richard Dent was a four-time Pro Bowl selection for the Chicago Bears. He was inducted to the Pro Football Hall of Fame in 2011.



Tucker Stadium (16,500) - Opened in 1966.



TENNESSEE TECH GOLDEN EAGLES




Dr. Philip Oldham
President



Mark Wilson
Athletics Director



Thomas Corhern
Football Contact



Dewayne Alexander
Head Coach

2019 SCHEDULE

Aug. 31	Samford (ESPN+)	6:00 p.m.
	<i>Samford leads 12-10; Last Meeting: Samford won 59-52 (10/27/07)</i>	
Sept. 7	at Miami (Ohio) (ESPN+)	1:30 p.m.
	<i>Miami leads 1-0; Last Meeting: Miami won 6-4 (11/7/53)</i>	
Sept. 14	UVa-Wise (ESPN+)	6:00 p.m.
	<i>First meeting</i>	
Sept. 21	at Western Illinois	3:00 p.m.
	<i>Western Illinois leads 1-0; Last Meeting: WIU won 41-14 (8/31/17)</i>	
Sept. 29	at Eastern Illinois* (ESPN3)	4:00 p.m.
	<i>Eastern Illinois leads 19-6; Last Meeting: EIU won 52-38 (9/29/18)</i>	
Oct. 5	at Southeast Missouri* (ESPN+)	6:00 p.m.
	<i>Tennessee Tech leads 15-12; Last Meeting: SEMO won 70-38 (10/6/18)</i>	
Oct. 12	UT Martin* (ESPN+)	6:00 p.m.
	<i>Tennessee Tech leads 22-16-2; Last Meeting: UTM won 38-13 (11/10/18)</i>	
Oct. 26	Austin Peay* (ESPN+)	1:30 p.m.
	<i>Tennessee Tech leads 32-20; Last Meeting: APSU won 41-10 (10/27/18)</i>	
Nov. 2	at Murray State* (ESPN+)	1:00 p.m.
	<i>Tennessee Tech leads 45-38-1; Last Meeting: TTU won 27-24 (11/3/18)</i>	
Nov. 9	Jacksonville State* (HC) (ESPN+)	1:30 p.m.
	<i>Jacksonville State leads 16-6; Last Meeting: JSU won 48-20 (9/22/18)</i>	
Nov. 16	at Eastern Kentucky* (ESPN+)	12:00 p.m.
	<i>Eastern Kentucky leads 55-20; Last Meeting: EKU won 37-6 (11/17/18)</i>	
Nov. 23	Tennessee State* (ESPN+)	1:30 p.m.
	<i>Tennessee State leads 19-13; Last Meeting: TSU won 41-14 (10/20/18)</i>	

* Denotes Ohio Valley Conference Matchup
Home Games in Bold HC - Homecoming
 All Times Central and Subject to Change

QUICK FACTS

Basic Information

Location: Cookeville, Tenn.
 Enrollment: 10,186
 Founded: 1915
 Nickname: Golden Eagles
 Colors: Purple and Gold
 President: Dr. Philip Oldham
 Athletic Director: Mark Wilson
 Stadium (Capacity): Tucker Stadium (16,500)
 Surface: 24/7 Turf
 Twitter: @TTUGoldenEagles, @TNTechFootball

Media Relations

Football Contact: Thomas Corhern
 Office Phone: (931) 372-6139
 Cell Phone: (931) 703-4927
 Fax: (931) 372-6139
 Email: tcorhern@tntech.edu
 Web site: www.TTUSports.com
 Press Box Phone: (931) 372-6030/6031

Team Information

Offense: Spread
 Defense: 4-2-5
 Lettermen Returning/Lost: 51/20
 Offensive Starters Returning: 8
 Defensive Starters Returning: 4
 Special Teams: 1
 2018 Record/OVC Record (Finish): 1-10/1-7 (9th)
 Postseason: none

All-Time Record/OVC Record: 421-516-31 (.451)/215-260-3 (.453)
 Joined OVC: 1949
 OVC Championships (Last): 10 (2011)
 NCAA FCS Playoff Appearances (Last): 1 (2011)

PRESEASON DEPTH CHART

OFFENSE

WR	89	Tavin Kilpatrick	6-3	244	Jr.
	9	Dan Wilkes	6-2	248	Sr.
FL	17	Darius Stafford	6-2	193	R-Sr.
	5	Justin Oden	6-3	174	Fr.
OT	75	Schaefer Almoyan	6-5	276	So.
	76	Spencer Stachrya	6-4	301	R-So.
OG	57	Mke Rhoads	6-1	295	Jr.
	54	Daly Cull	6-0	266	R-So.
C	50	Kurt Huff	6-3	300	Jr.
	67	Riley Bodine	5-11	274	R-Fr.
OG	72	Mackenan Thompson	6-3	283	So.
	66	Bryce Martin	6-2	284	R-Fr.
OT	78	Ian Leever	6-6	293	Grad.
	59	Norman Hand	6-3	272	Sr.
QB	4	Bailey Fisher	5-11	205	So.
	15	Luke Ward	6-3	225	So.
RB	23	Andrew Goldsmith	6-0	211	Sr.
	21	David Gist	5-11	190	So.
TE	84	Clint Zierke	6-3	238	Sr.
	14	Adam Browner	6-4	243	Jr.
SE	1	Austin Hicks	6-2	223	Sr.
	8	Brad Clark	6-0	208	R-Fr.
WR	82	Seth Huner	5-11	180	Sr.
	2	Cam Singletary	5-8	155	So.

DEFENSE

DE	55	Chris Tucker	6-2	270	Jr.
	46	Sam Oldham	5-11	229	So.
DT	65	Xavier Schlueter	6-1	315	Sr.
	46	Sam Oldham	5-11	229	So.
DT	99	Jale'n Gladney	6-0	285	So.
	92	Kail Dava	6-3	281	Fr.
DE	91	Henry Karimu	6-0	238	Jr.
	90	Matthew McClurg	6-3	250	Sr.
LB	2	Aderick Moore	6-0	232	Sr.
	56	Michael Scavo	5-11	222	So.
LB	49	Jack Warwick	6-0	224	So.
	18	Seth Carlisle	6-0	221	So.
NICK	20	Tai Carter	5-9	188	So.
	24	Xavier Washington	5-10	192	Fr.
CB	3	Quintavious Boyd	5-10	172	R-Jr.
	16	Christian Watson	6-0	186	Fr.
CB	1	Dami Adekunjo	5-10	187	Sr.
	10	Cameron Hudson	5-10	175	Fr.
S	7	Shannon Fayne	5-11	198	Sr.
	28	Slater Howard	6-2	195	Jr.
S	5	Josh Reliford	5-10	195	R-Fr.
	29	Adam Swayze	6-2	193	Jr.

SPECIAL TEAMS

PK	93	Haidar Zaidan	5-11	204	Sr.
	36	Weston Landry	5-10	155	Fr.
P	31	Luke Maynard	6-0	185	R-Fr.
	43	Blake Alberts	5-11	202	R-So.
LS	71	Jarrett Key	5-10	224	R-Fr.
	62	Aidan Panni	6-5	212	R-So.

Returning Starters in Bold

Key Losses

WR	Josh Cunningham	30 catches, 287 yards, 1 touchdown
DB	Deontay Wilson	103 tackles, 2.5 TFL, 3 pass breakups
K/P	Nick Madonia	15-22 FGs, Long of 54; 40.7 yards/punt

PLAYERS TO WATCH



BAILEY FISHER

Sophomore • Quarterback
5-11 • 205 • Clayton, Ga.

2018 OVC Freshman of the Year and a finalist for the Jerry Rice Award given by STATS to the National Freshman of the Year...Started 10 of 11 games, passing for 1,681 yards and 11 touchdowns and rushing for 346 yards (second-most on the team) and two additional scores...His 2,027 yards of total offense was the ninth-best in school history and the best by a true freshman...Threw for 383 yards against Eastern Illinois; that marked the fifth-most passing yards in school history (and most by a true freshman)...Had an 85-yard touchdown pass against Southeast Missouri, the third-longest in school history.



SHANNON FAYNE

Senior • Defensive End
5-11 • 198 • Nashville, Tenn.

Started 10 games a season ago, tallying 89 tackles, which was the third-most on the team...Also had 5.0 tackles-for-loss, one interception, one forced fumble and two fumble recoveries...Had four games with double-digit tackles, including a career-high 14 stops against each Kennesaw State and Austin Peay...Also had 13 tackles against UT Martin and 10 against Utah State...As a sophomore in 2017, had 10 total tackles in five games...Played in seven games as a freshman (2016), tallying 36 tackles...Played both running back and safety at Donelson Christian Academy.

TEAM NOTES

- The Tennessee Tech 2018-19 signing class was ranked as the second-best in the Ohio Valley Conference by HERO Sports. Anchoring the class was wide receiver Justin Oden, whom the organization ranked as the fourth-best Football Championship Subdivision signee for the year.

- Sophomore quarterback Bailey Fisher was a finalist for the STATS FCS Jerry Rice Award, given to the FCS' top freshman. He was also the third Golden Eagle, following Lee Sweeney (2006) and Tim Benford (2008) to be named OVC Freshman of the Year.

- After a run of seasons that saw constant transition on the coaching staff, the Golden Eagles only saw one change on the staff this season as the team added Kelsey Pope as its new wide receivers coach.

- Tech returns its top six offensive producers from the 2018 campaign, including Fisher, who led the team with 202.7 yards of total offense per game.

- On the other side of the coin, Tech lost four of its top six tacklers from the 2018 season, including 100-plus tacklers Deontay Wilson and Josh Poplar.



OHIO VALLEY CONFERENCE



NUMERICAL ROSTER

No.	Name	Pos.	Ht.	Wt.	Yr.	Hometown (Last School)
1	Dami Adekunjo	DB	5-10	187	Sr.	Clinton, Md. (Glen Burnie HS)
1	Austin Hicks	WR	6-2	223	Sr.	Gardendale, Ala. (North Alabama)
2	Aderick Moore	LB	6-0	232	Sr.	Selma, Ala. (Selma HS)
2	Cam Singletary	WR	5-8	155	So.	Moultrie, Ga. (Colquitt County HS)
3	Quintavious Boyd	DB	5-10	172	R-Jr.	Murfreesboro, Tenn. (Oakland HS)
3	John Jones	RB	5-9	167	Fr.	Waycross, Ga. (Pierce County HS)
4	Bailey Fisher	QB	5-11	205	So.	Clayton, Ga. (Rabun County HS)
5	Justin Oden	WR	6-3	174	Fr.	Columbia, Tenn. (Spring Hill HS)
5	Josh Reliford	DB	5-10	195	R-So.	Fitzgerald, Ga. (Hutchinson [Kan.] CC)
6	Willie Miller	QB	6-0	177	Fr.	Pinson, Ala. (Clay-Chalkville HS)
6	Jamaal Singleton	DB	5-6	142	Fr.	Buford, Ga. (Buford HS)
7	Shannon Fayne	DB	5-11	198	Sr.	Nashville, Tenn. (Donelson Christian Academy)
7	Metrius Fleming	WR	6-0	173	Fr.	Elberton, Ga. (Elbert County HS)
8	Jamal Boyd	DB	6-0	185	Fr.	Athens, Ga. (Cedar Shoals HS)
8	Brad Clark	WR	6-0	208	R-Fr.	Lakeland, Fla. (Victory Christian Academy)
9	Myles Spurling	DB	5-10	185	Fr.	Hoover, Ala. (Hoover HS)
9	D.J. Wilkes	TE	6-2	248	Sr.	Jackson, Tenn. (Liberty Tech Magnet HS)
10	Cameron Hudson	DB	5-10	175	Fr.	Athens, Ga. (Cedar Shoals HS)
11	Quinton Cross	RB	5-11	175	R-Fr.	Clarksville, Tenn. (Northeast HS)
12	Drew Martin	QB	6-2	201	R-Fr.	Franklin, Tenn. (Battle Ground Academy)
13	Ethan Cobb	QB	6-3	222	Fr.	Murfreesboro, Tenn. (Eagleville HS)
13	Brian Puckett	DB	6-0	160	Jr.	Memphis, Tenn. (Memphis Central HS)
14	Adam Browner	TE	6-4	243	Jr.	New Hope, Ala. (Garden City CC)
15	Marcus McMeans	DB	5-11	186	Jr.	Talladega, Ala. (Winterboro HS)
15	Luke Ward	QB	6-3	225	Jr.	Decaturville, Tenn. (Riverside HS)
16	Jackson Guy	QB	5-11	200	Jr.	Englewood, Tenn. (McMinn Central HS)
16	Christian Watson	DB	6-0	186	Fr.	Duluth, Ga. (Northview HS)
17	Darius Stafford	WR	6-2	193	R-Sr.	Memphis, Tenn. (Kirby HS)
18	Seth Carlisle	LB	6-0	221	So.	Red Boiling Springs, Tenn. (Macon County HS)
19	R.D. Ford	WR	6-0	202	Sr.	Huntsville, Ala. (Buckhorn HS)
20	Tai Carter	DB	5-9	188	So.	Spring Hill, Tenn. (Summit HS)
21	David Gist	RB	5-11	190	So.	Cookeville, Tenn. (Cookeville HS)
22	Cole Huner	DB	5-9	175	R-So.	Thompson's Station, Tenn. (Independence HS)
23	Andrew Goldsmith	RB	6-0	211	Sr.	Jackson, Tenn. (Trinity Christian Academy)
24	Blake Metzgar	RB	5-11	205	Fr.	Cookeville, Tenn. (Upperman HS)
24	Xavier Washington	LB	5-10	192	Jr.	Knoxville, Tenn. (Knoxville Central HS)
25	Branson Kramm	DB	5-11	194	Jr.	Springfield, Tenn. (White House-Heritage HS)
25	Heath Price	LB	6-0	210	Fr.	Watertown, Tenn. (Watertown HS)
26	Jamaal Thompson	DB	5-9	187	R-So.	Hendersonville, Tenn. (Pope John Paul II HS)
27	Aidan Raines	DB	6-0	195	Fr.	Mt. Juliet, Tenn. (Mt. Juliet HS)
28	Slater Howard	DB	6-2	195	Jr.	Brentwood, Tenn. (Nashville Christian HS)
29	Adam Swayze	DB	6-2	193	R-Jr.	Spring Hill, Tenn. (Independence HS)
30	Clay Massengille	LB	6-2	207	Fr.	Cookeville, Tenn. (Cookeville HS)
31	Luke Maynard	P	6-0	193	So.	Bannockburn, Australia (Belmont HS)
32	Miles Younger	DE	6-2	199	Fr.	Duluth, Ga. (Johns Creek HS)
33	Chris Stevenson	LB	6-1	205	Fr.	Knoxville, Tenn. (Austin-East HS)
33	D.J. Worthy	RB	5-8	206	Jr.	Kennesaw, Ga. (Sprayberry HS)
34	Heath Rexroat	RB	5-11	190	R-Fr.	Jamestown, Tenn. (York Institute)
35	Jared Howell	DB	5-11	185	So.	Franklin, Tenn. (Franklin HS)
36	Weston Landry	K	5-10	155	Fr.	Thompson's Station, Tenn. (Independence HS)
37	Samar Burns	DB	5-11	170	Fr.	Nashville, Tenn. (Overton HS)
38	Nathaniel Love	DB	6-1	190	R-Fr.	Lynchburg, Tenn. (Moore County HS)
39	Sam McCauley	LB	5-5	186	Fr.	Gallatin, Tenn. (Goodpasture HS)
40	Andrew Swicegood	DE	6-0	228	Sr.	Fletcher, N.C. (Reynolds HS)
41	Christian Cantrell	DE	6-0	241	Fr.	Murfreesboro, Tenn. (Oakland HS)
42	Bryson Tolley	LB	6-0	218	Fr.	Erwin, Tenn. (Science Hill HS)
43	Blake Alberts	P	5-11	202	R-So.	Murfreesboro, Tenn. (Oakland HS)
44	Josh Lee	DL	6-2	262	R-So.	Kathleen, Ga. (Georgia Southern)
45	Storm Williams	LB	5-11	201	R-Jr.	Milan, Tenn. (Milan HS)
46	Sam Oldham	DE	5-11	229	So.	Cookeville, Tenn. (Cookeville HS)
47	Jayden Bowman	RB	5-10	195	R-Fr.	Crossville, Tenn. (Stone Memorial HS)
47	Tate Sloan	LB	6-0	201	Fr.	Westmoreland, Tenn. (Westmoreland HS)
48	Mitchell McClurg	TE	6-2	213	Jr.	Alcoa, Tenn. (Appalachian State)
49	Jack Warwick	LB	6-0	224	R-Fr.	Alcoa, Tenn. (Alcoa HS)
50	Kurt Huff	OL	6-3	300	R-So.	Camden, N.J. (Camden HS)
51	Justin Scott	LB/LS	5-11	215	R-So.	Acworth, Ga. (Kennesaw Mountain HS)
52	Trevor Stephens	OL	6-3	301	Fr.	Woodstock, Ga. (Woodstock HS)
54	Daly Cull	OL	6-0	266	R-So.	Hendersonville, Tenn. (Memphis)
55	Chris Tucker	DL	6-2	270	Jr.	Jackson, Tenn. (Temple)
56	Michael Scavo	LB	5-11	222	So.	Cookeville, Tenn. (Cookeville HS)
57	Mike Rhoades	OL	6-1	295	R-So.	Jacksboro, Tenn. (Campbell County HS)
58	Colby Long	LB	5-10	205	R-Fr.	Gainesboro, Tenn. (Jackson County HS)
59	Norman Hand	OL	6-3	272	Sr.	Walterboro, S.C. (Colleton County HS)
60	Michael Dixon	DL	6-2	248	Fr.	Kennesaw, Ga. (North Cobb HS)
61	Joe Dennis	OL	6-0	283	R-So.	Maryville, Tenn. (Heritage HS)
62	Aidan Panni	LS	6-5	212	R-So.	Birchwood, Tenn. (Ooltewah HS)
63	Cody Cantrell	OL	6-0	341	R-Fr.	Livingston, Tenn. (Livingston Academy)
64	Connor Huff	OL	6-0	307	Fr.	Clarksville, Tenn. (Rossville HS)
65	Xavier Schlueter	DL	6-1	315	Sr.	Petersburg, Tenn. (Lincoln County HS)
66	Bryce Martin	OL	6-2	284	R-Fr.	Reading, Ohio (Elder HS)
67	Riley Bodine	OL	5-11	274	R-Fr.	Signal Mountain, Tenn. (Baylor School)
68	Taylor Burns	OL	6-3	305	Fr.	Moncton, New Brunswick (Episcopal [Va.] HS)
70	Manny Avifa	DL	6-4	330	Sr.	Chino, Calif. (Riverside City College)
71	Jarrett Key	LS	5-10	224	R-Fr.	Livingston, Tenn. (Livingston Academy)
72	Mackenan Thompson	OL	6-3	283	So.	Calera, Ala. (Calera HS)
73	JayQuan Coles	DL	6-0	273	Jr.	Stockbridge, Ga. (Woodland HS)
74	Ellis Adams	OL	6-4	352	Fr.	Hoover, Ala. (Hoover HS)
75	Schaefer Almyon	OL	6-5	276	So.	Clarksville, Ga. (Habersham Central HS)
76	Spencer Stachrya	OL	6-4	301	Jr.	Harbor, Ind. (Snow College)
77	Bryson Garrett	OL	6-4	282	R-Fr.	Knoxville, Tenn. (Karns HS)
78	Ian Leever	OL	6-6	293	Gr.	Loveland, Ohio (Miami [Ohio])
79	Nathan Counts	OL	6-4	285	R-Fr.	Lebanon, Tenn. (Lebanon HS)
80	Hunter Coleman	WR	6-0	192	Sr.	Roswell, Ga. (Bowling Green)
81	Demetrien Johnson	WR	6-3	185	Fr.	Knoxville, Tenn. (Knoxville Central HS)
82	Seth Huner	WR	5-11	180	Sr.	Thompson's Station, Tenn. (Independence HS)
83	Landon Miller	WR	6-0	185	R-Fr.	Clinton, Tenn. (Anderson County HS)
84	Clint Zierke	TE	6-3	238	Sr.	Wayne, Ill. (Bartlett HS)
85	Jake Huner	DB	5-9	175	Fr.	Thompson's Station, Tenn. (Independence HS)
86	Kolby Alonzo	WR	5-10	165	R-Fr.	Franklin, Tenn. (Franklin HS)
87	Travon Williams	DB	6-0	191	Fr.	Signal Mountain, Tenn. (Signal Mountain HS)
89	Tavin Kilpatrick	TE	6-3	244	Jr.	Greenback, Tenn. (Greenback HS)
90	Matthew McClurg	DE	6-3	250	Sr.	Alcoa, Tenn. (Appalachian State)
91	Henry Karimu	DL	6-0	238	Jr.	Rancho Cucamonga, Calif. (Citrus College)
92	Kail Dava	DL	6-3	281	Fr.	Mississauga, Ontario (Clarkson Secondary School)
93	Haidar Zaidan	K	5-11	204	Sr.	Dearborn, Mich. (Henry County HS)
94	Richie Koons	DL	6-2	237	Sr.	Maryville, Tenn. (Maryville HS)
95	Andrew Williamson	DL	6-4	235	R-Fr.	Columbia, Tenn. (Columbia Central HS)
96	Jacques Oglesby	DL	6-3	313	Fr.	Columbia, Tenn. (Spring Hills HS)
97	Jonathan Garner	DL	6-1	270	R-So.	Smyrna, Tenn. (Smyrna HS)
98	Demarious Stoudemire	DL	6-4	220	Fr.	Murfreesboro, Tenn. (Eagleville HS)
99	Jale'n Gladney	DL	5-11	304	Jr.	Birmingham, Ala. (Ramsay HS)

ALPHABETICAL ROSTER

No.	Name	Pos.	Yr.
74	Ellis Adams	OL	Fr.
1	Dami Adekunjo	DB	Sr.
43	Blake Alberts	P	R-So.
75	Schaefer Almyon	OL	So.
86	Kolby Alonzo	WR	R-Fr.
70	Manny Avifa	OL	Sr.
67	Riley Bodine	OL	R-Fr.
47	Jayden Bowman	RB	R-Fr.
8	Jamal Boyd	DB	Fr.
3	Quintavious Boyd	DB	R-Jr.
14	Adam Browner	TE	Jr.
37	Samar Burns	DB	Fr.
68	Taylor Burns	OL	Fr.
41	Christian Cantrell	DE	Fr.
63	Cody Cantrell	OL	R-Fr.
18	Seth Carlisle	LB	So.
20	Tai Carter	DB	So.
8	Brad Clark	WR	R-Fr.
13	Ethan Cobb	QB	Fr.
80	Hunter Coleman	WR	Sr.
73	JayQuan Coles	DL	Jr.
79	Nathan Counts	OL	R-Fr.
11	Quinton Cross	RB	R-Fr.
54	Daly Cull	OL	R-So.
92	Kail Dava	DL	Fr.
61	Joe Dennis	OL	R-So.
60	Michael Dixon	DL	Fr.
7	Shannon Fayne	DB	Sr.
4	Bailey Fisher	QB	So.
7	Metrius Fleming	WR	Fr.
19	R.D. Ford	WR	R-So.
97	Jonathan Garner	DL	R-So.
77	Bryson Garrett	OL	R-Fr.
21	David Gist	RB	So.
99	Jale'n Gladney	DL	Jr.
23	Andrew Goldsmith	RB	Sr.
16	Jackson Guy	QB	Jr.
59	Norman Hand	OL	Sr.
1	Austin Hicks	WR	Sr.
28	Slater Howard	Jr.	Jr.
35	Jared Howell	DB	So.
10	Cameron Hudson	DB	Fr.
64	Connor Huff	OL	Fr.
50	Kurt Huff	OL	Jr.
22	Cole Huner	DB	R-Fr.
85	Jake Huner	DB	Fr.
82	Seth Huner	WR	Sr.
81	Demetrien Johnson	WR	Fr.
3	John Jones	RB	Fr.
91	Henry Karimu	DL	Jr.
71	Jarrett Key	LS	R-Fr.
89	Tavin Kilpatrick	TE	Jr.
94	Richie Koons	DL	R-So.
25	Branson Kramm	DB	Jr.
36	Weston Landry	K	Fr.
44	Josh Lee	DL	R-So.
78	Ian Leever	OL	Gr.
58	Colby Long	LB	R-Fr.
38	Nathaniel Love	DB	R-Fr.
66	Bryce Martin	OL	R-Fr.
12	Drew Martin	QB	R-Fr.
30	Clay Massengille	LB	Fr.
31	Luke Maynard	P	Jr.
39	Sam McCauley	LB	Fr.
90	Matthew McClurg	DL	Sr.
48	Mitchell McClurg	TE	Jr.
15	Marcus McMeans	DB	Jr.
24	Blake Metzgar	RB	Fr.
83	Landon Miller	WR	R-Fr.
6	Willie Miller	QB	Fr.
2	Aderick Moore	LB	Sr.
5	Justin Oden	WR	Fr.
96	Jacques Oglesby	DL	Fr.
46	Sam Oldham	DE	So.
62	Aidan Panni	LS	R-So.
25	Heath Price	LB	Fr.
13	Brian Puckett	DB	Jr.
27	Aidan Raines	DB	So.
5	Josh Reliford	DB	R-So.
34	Heath Rexroat	RB	R-Fr.
57	Mike Rhoades	OL	Jr.
56	Michael Scavo	LB	So.
65	Xavier Schlueter	DL	Sr.
51	Justin Scott	LB/LS	R-So.
2	Cam Singletary	WR	So.
6	Jamaal Singleton	DB	Fr.
47	Tate Sloan	LB	Fr.
9	Myles Spurling	DB	Fr.
76	Spencer Stachrya	OL	R-So.
17	Darius Stafford	WR	R-Sr.
52	Trevor Stephens	OL	Fr.
33	Chris Stevenson	LB	Fr.
98	Demarious Stoudemire	DL	Fr.
29	Adam Swayze	DB	Jr.
40	Andrew Swicegood	DE	Sr.
26	Jamaal Thompson	DB	R-Fr.
72	Mackenan Thompson	OL	So.
42	Bryson Tolley	LB	Jr.
55	Chris Tucker	DL	Jr.
15	Luke Ward	QB	Sr.
49	Jack Warwick	LB	So.
24	Xavier Washington	LB	Fr.
16	Christian Watson	DB	Fr.
9	D.J. Wilkes	TE	Sr.
45	Storm Williams	LB	R-Jr.
87	Travon Williams	DB	Fr.
95	Drew Williamson	DL	R-Fr.
33	D.J. Worthy	RB	Jr.
32	Miles Younger	DE	Fr.
93	Haidar Zaidan	K	Fr.
84	Clint Zierke	TE	Sr.



Alexander was named the 12th head coach in Tennessee Tech history on December 22, 2017. He returns to his alma mater where he had previously served as an assistant coach (1997-98, 2002) and assistant head coach (2013-15).

DEWAYNE ALEXANDER

HEAD COACH

2ND SEASON (9TH OVERALL)

42-43 CAREER RECORD

1-10 AT TENNESSEE TECH

Birthdate: November 24, 1964
Hometown: Hendersonville, Tenn.
College: Tennessee Tech, 1989 (Political Science)
Family: Wife - Angela
 Children - Hayden, Kate, Ross, John

Career Record

Year	School	Overall	Conf. (Finish)
2006	Cumberland University	4-6	2-3 (3rd-t/West)
2007	Cumberland University	3-7	2-3 (4th-t/West)
2008	Cumberland University	6-5	4-1 (1st-t/West)
2009	Cumberland University	5-6	3-3 (4th-t/West)
2010	Cumberland University	8-3	4-2 (2nd-t/West)
2011	Cumberland University	7-3	4-2 (2nd-t/West)
2012	Cumberland University	8-3	4-2 (2nd-t/West)
2018	Tennessee Tech	1-10	1-7 (9th)

CAREER HIGHLIGHTS

- Alexander was an assistant coach for Tennessee Tech in 1997 and 1998 (graduate assistant running backs coach) and once again in 2002 (defensive line coach). He later returned to his alma mater and was the assistant head coach and offensive line coach from 2013-15. He also served as acting head coach in December 2015 through January 2016.
- His first head coaching job was at Jackson Country High School (1996-97). He later served as the head coach at Upperman High School (1998-01) and Wilson Central High School (2003-05).
- His first collegiate head coaching job was at Cumberland University from 2006-13. He inherited a program that had only won four games in the previous three years and he was able to lead the team to its first conference championship in 61 years (2008). While at Cumberland, he was named the AFCA NAIA Region 1 Coach of the Year (2010) and the Tennessee Sports Writers Association's Coach of the Year (2011).
- Alexander led Cumberland to a No. 14 national-ranking (and were ranked for three-straight years for the first time in program history), its highest mark in 13 seasons. Between the span of 2010 and 2012, the Bulldogs won 23 games, the best stretch in the program's then-76-year history. There he coached 44 first-team all-conference and three first-team All-American players.
- Alexander returned to Cumberland for one season as the program's offensive coordinator (2016) before spending the 2017 season as the offensive line coach at East Tennessee State.

ASSISTANT COACHES

- Associate Head Coach/Tight Ends:** Doug Malone
 Alma Mater:..... Carson-Newman, 1982 (2nd season)
- Offensive Coordinator/Quarterbacks:** Tre Lamb
 Alma Mater:..... Tennessee Tech, 2013 (2nd season)
- Defensive Coordinator/Safeties:** Donnie Suber
 Alma Mater:..... Georgia Southern, 1990 (2nd season)
- Running Backs:** Dominique Davenport
 Alma Mater:..... Coastal Carolina, 2010 (2nd season)
- Linebackers:** Bruce Hatfield
 Alma Mater:..... Tennessee Tech, 1990 (2nd season)
- Outside Linebackers/Special Teams Coordinator:** Taylor Hennigan
 Alma Mater:..... Tennessee Tech, 2013 (2nd season)
- Cornerbacks:** Fred Marshall
 Alma Mater:..... Presbyterian College, 2014 (2nd season)
- Wide Receivers:** Kelsey Pope
 Alma Mater:..... Samford, 2014 (1st season)
- Offensive Line:** Jake Thornton
 Alma Mater:..... Western Carolina, 2015 (2nd season)
- Defensive Line:** Sam Williamson
 Alma Mater:..... UAB, 2005 (13th season)
- Director of Football Ops/Leadership Development:**..... Chip Pugh
 Alma Mater:..... Ohio University, 2000 (2nd season)

2018 TEAM STATISTICS

	<u>TTU</u>	<u>Opponent</u>				
SCORING	198	507				
Points Per Game	18.0	46.1				
FIRST DOWNS	206	279				
Rushing	83	134				
Passing	102	126				
Penalty	21	19				
RUSHING YARDAGE	1542	2610				
Yards Gained Rushing	1833	2821				
Yards Lost Rushing	291	211				
Rushing Attempts	421	458				
Average Per Rush	3.7	5.7				
Average Per Game	140.2	237.3				
TDs Rushing	7	32				
PASSING YARDAGE	2108	3179				
Comp-Att-Int	175-357-9	247-342-3				
Average Per Pass	5.9	9.3				
Average Per Catch	12.0	12.9				
Average Per Game	191.6	289.0				
TDs Passing	14	30				
TOTAL OFFENSE	3650	5789				
Total Plays	778	800				
Average Per Play	4.7	7.2				
Average Per Game	331.8	526.3				
TIME OF POSSESSION/GAME	28:07	31:52				
3RD DOWN CONVERSIONS	60//174	77//148				
3rd-Down Pct.	34%	52%				
4TH DOWN CONVERSIONS	16/28	10/14				
4th-Down Pct.	57%	71%				
RED-ZONE SCORES	21-29 (72%)	47-52 (90%)				
RED-ZONE TOUCHDOWNS	13-29 (45%)	35-52 (67%)				
PAT-ATTEMPTS	21-22 (95%)	66-66 (100%)				
ATTENDANCE	29,053	68,689				
Games/Avg. Per Game	5/5,811	6/11,448				
Neutral Site Games	-	0/0				
SCORE BY QUARTERS	<u>1st</u>	<u>2nd</u>	<u>3rd</u>	<u>4th</u>	<u>OT</u>	<u>Total</u>
Tennessee Tech	36	49	44	69	-	198
Opponents	112	156	135	104	-	507

2018 INDIVIDUAL STATISTICS

RUSHING						
Player	<u>G</u>	<u>Att.</u>	<u>Yds.</u>	<u>Avg.</u>	<u>TD</u>	<u>Yds./G</u>
Andrew Goldsmith	11	125	484	3.9	3	44.0
Bailey Fisher	10	106	346	3.3	2	34.6
David Gist	11	56	198	3.5	2	18.0
Luke Ward	8	34	159	4.7	0	19.9
Cam Singletary	11	16	117	7.3	0	10.6
PASSING						
Player	<u>G</u>	<u>Comp.-Att.</u>	<u>Pct.</u>	<u>Yds.</u>	<u>TD/Int.</u>	<u>Avg</u>
Bailey Fisher	10	139-268	51.9	1681	11/7	168.1
Luke Ward	8	19-53	35.8	246	1/0	30.8
Adam Browner	4	14-31	45.2	129	0/2	32.2
RECEIVING						
Player	<u>G</u>	<u>No.</u>	<u>Yds.</u>	<u>Avg.</u>	<u>TD</u>	<u>Yds./G</u>
Josh Cunningham	9	30	287	9.6	1	31.9
Andrew Goldsmith	11	22	241	11.0	1	21.9
Darrius Stafford	9	16	371	23.2	3	41.2
Jeremiah Edwards	6	16	214	13.4	3	35.7
Melvin Holland Jr.	8	15	145	9.7	2	18.1
SCORING						
Player	<u>G</u>	<u>TD</u>	<u>Xpt.</u>	<u>FG</u>	<u>Pts.</u>	<u>Pts./G</u>
Nick Madonia	11	0	21-22	15-22	66	6.0
Andrew Goldsmith	11	4	-	-	24	2.2
Darrius Stafford	9	3	-	-	18	2.0
David Gist	11	3	-	-	18	1.6
Jeremiah Edwards	6	3	-	-	18	3.0
TACKLES						
Player	<u>G</u>	<u>Solo</u>	<u>Asst.</u>	<u>Total</u>	<u>TFL</u>	<u>Sacks</u>
Deontay Wilson	11	44	59	103	2.5	0
Josh Poplar	11	40	61	101	2.0	0
Shannon Fayne	10	38	51	89	5.0	0
Jake Warwick	11	32	40	72	4.0	1.0
Dami Adekunjo	11	26	17	43	5.5	0
INTERCEPTIONS						
Player	<u>G</u>	<u>No.</u>	<u>Yds.</u>	<u>Avg.</u>	<u>TD</u>	<u>PBU</u>
A.J. Flemister	11	1	0	0.0	0	2
Shannon Fayne	10	1	-1	-1.0	0	1
Josh Poplar	11	1	14	14.0	1	0

Returning Players in Bold



2018 SCHEDULE AND RESULTS

Date	Opponent	Result	Attendance
8/30	at Chattanooga	L, 10-34	9,020
9/6	#7 Kennesaw State	L, 10-49	4,118
9/13	at Utah State	L, 12-73	15,011
9/22	at #9 Jacksonville State*	L, 20-48	17,403
9/29	Eastern Illinois*	L, 38-52	7,184
10/6	Southeast Missouri*	L, 38-70	4,404
10/20	at Tennessee State*	L, 14-41	17,283
10/27	at Austin Peay*	L, 10-41	7,236
11/3	Murray State*	W, 27-24	8,788
11/10	at UT Martin*	L, 13-38	2,736
11/17	Eastern Kentucky*	L, 6-37	4,559

* - Ohio Valley Conference Contest
Home Games in Bold

TEAM RECORDS

INDIVIDUAL RUSHING

Most Attempts

Game: 40 - Larry Schreiber vs. Middle Tennessee (1968)
 Season: 286 - Larry Schreiber (1968)
 Career: 877 - Larry Schreiber (1966-69)

Most Yards

Game: 261 - Michael Penix vs. Southeast Mo. (1993)
 Season: 1,522 - Larry Schreiber (1969)
 Career: 4,421 - Larry Schreiber (1966-69)

INDIVIDUAL PASSING

Most Attempts

Game: 57 - Lee Sweeney vs. Southeast Mo. (2006)
 57 - Tre Lamb vs. Southeast Missouri (2012)
 Season: 367 - Robert Craft (2004)
 Career: 1,084 - Lee Sweeney (2006-09)

Most Completions

Game: 38 - Tre Lamb vs. Southeast Missouri (2012)
 Season: 216 - Michael Birdsong (2016)
 Career: 625 - Lee Sweeney (2006-09)

Most Yards

Game: 481 - Tre Lamb vs. Southeast Missouri (2012)
 Season: 2,557 - Michael Birdsong (2016)
 Career: 7,157 - Lee Sweeney (2006-09)


INDIVIDUAL RECEIVING

Most Receptions

Game: 18 - Da'Rick Rogers vs. SE Missouri (2012)
 Season: 78 - Dontez Byrd (2017)
 Career: 195 - Larry Shipp (2004-07)

Most Receiving Yards

Game: 303 - Da'Rick Rogers vs. SE Missouri (2012)
 Season: 1,003 - Dontez Byrd (2017)
 Career: 2,950 - Larry Shipp (2004-07)



Jim Youngblood was a two-time All-American and was twice the OVC Defensive Player of the Year. He went on to play 12 seasons in the NFL.

YEAR-BY-YEAR RESULTS

YEAR	ALL	OVC	COACH	YEAR	ALL	OVC	COACH
1922	2--1-4	--	Loyall Duyck	1971	8-2	5-2	Don Wade
1923	2-3-1	--	Putty Overall	1972	10-2	7-0	Don Wade
1924	5-3-1	--	Putty Overall	1973	2-8-1	1-6	Don Wade
1925	3-2-1	--	Putty Overall	1974	6-5	4-3	Don Wade
1926	1-4-1	--	Putty Overall	1975	8-3	6-1	Don Wade
1927	2-5-1	--	Putty Overall	1976	8-3	5-2	Don Wade
1928	6-0-1	--	Putty Overall	1977	9-2	5-2	Don Wade
1929	3-3-1	--	Putty Overall	1978	5-6	4-2	Don Wade
1930	6-2-1	--	Putty Overall	1979	1-8-2	0-5-1	Don Wade
1931	6-3	--	Putty Overall	1980	4-7	1-6	Don Wade
1932	4-0-3	--	Putty Overall	1981	6-5	4-4	Don Wade
1933	4-4	--	Putty Overall	1982	3-8	1-6	Don Wade
1934	3-5-1	--	Putty Overall	1983	2-8	2-5	Gary Darnell
1935	1-5-1	--	Putty Overall	1984	0-11	0-7	Gary Darnell
1936	2-5-1	--	Putty Overall	1985	1-10	1-6	Gary Darnell
1937	3-5-1	--	Putty Overall	1986	0-10	0-7	Jim Ragland
1938	6-3	--	Putty Overall	1987	5-6	2-4	Jim Ragland
1939	6-3-1	--	Putty Overall	1988	1-10	1-5	Jim Ragland
1940	2-6	--	Putty Overall	1989	5-5	3-3	Jim Ragland
1941	5-4	--	Putty Overall	1990	6-5	3-3	Jim Ragland
1942	3-4-2	--	Putty Overall	1991	2-9	2-4	Jim Ragland
1943	1-5	--	Putty Overall	1992	7-4	6-2	Jim Ragland
1944	1-2	--	Putty Overall	1993	8-3	7-1	Jim Ragland
1945	1-8	--	Putty Overall	1994	5-6	3-5	Jim Ragland
1946	5-5	--	Putty Overall	1995	3-8	2-6	Jim Ragland
1947	4-7	--	Hooper Eblen	1996	5-6	4-4	Mike Hennigan
1948	5-6	--	Hooper Eblen	1997	6-5	4-3	Mike Hennigan
1949	3-6	0-3	Hooper Eblen	1998	4-7	2-5	Mike Hennigan
1950	4-7	1-5	Star Wood	1999	5-5	4-3	Mike Hennigan
1951	5-5-1	3-3	Star Wood	2000	8-3	5-2	Mike Hennigan
1952	9-2	4-1	Putty Overall	2001	7-3	4-2	Mike Hennigan
1953	7-4	5-0	Putty Overall	2002	5-7	2-4	Mike Hennigan
1954	4-4-2	1-3-1	Wilburn Tucker	2003	2-9	1-7	Mike Hennigan
1955	7-3	5-0	Wilburn Tucker	2004	6-5	3-4	Mike Hennigan
1956	5-4-1	2-3	Wilburn Tucker	2005	4-7	3-5	Mike Hennigan
1957	6-4	4-1	Wilburn Tucker	2006	4-7	4-4	Doug Malone (Acting)
1958	7-3	5-1	Wilburn Tucker	2007	4-7	2-6	Watson Brown
1959	6-2-2	5-0-1	Wilburn Tucker	2008	3-9	1-7	Watson Brown
1960	8-3	6-0	Wilburn Tucker	2009	6-5	5-3	Watson Brown
1961	7-3	6-0	Wilburn Tucker	2010	5-6	4-4	Watson Brown
1962	2-8	1-5	Wilburn Tucker	2011	7-4	6-2	Watson Brown
1963	6-4	3-4	Wilburn Tucker	2012	3-8	1-7	Watson Brown
1964	1-9	1-6	Wilburn Tucker	2013	5-7	2-6	Watson Brown
1965	3-7	3-4	Wilburn Tucker	2014	5-7	4-4	Watson Brown
1966	5-5	4-3	Wilburn Tucker	2015	4-7	3-5	Watson Brown
1967	3-7	2-5	Wilburn Tucker	2016	5-6	5-3	Marcus Satterfield
1968	2-8	2-5	Don Wade	2017	1-10	1-7	Marcus Satterfield
1969	5-5	4-3	Don Wade	2018	1-10	1-7	Dewayne Alexander
1970	4-6	2-5	Don Wade				

OVC Championships (10)

1952*, 1953, 1955, 1958*, 1959*, 1960, 1961, 1972, 1975, 2011*

* Co Champions

NCAA FCS Playoff Appearances (1)

2011

ALL-TIME COACHES

Coach	Years	Overall Record	OVC Record	OVC Titles	Playoff Appearances
Loyall Duyck	1922	2-1-4 (.571)	-	-	-
Putty Overall	1923-46, 52-53	97-95-18 (.505)	9-1 (.900)	2	-
Hooper Eblen	1947-49	12-19 (.387)	3-6 (.333)	0	-
Star Wood	1950-51	9-12-1 (.432)	4-8 (.333)	0	-
Wilburn Tucker	1954-67	70-66-5 (.514)	49-34-2 (.588)	5	-
Don Wade	1968-82	81-78-3 (.509)	60-52-1 (.534)	2	0
Gary Darnell	1983-85	3-29 (.094)	3-18 (.143)	0	0
Jim Ragland	1986-95	42-66 (.389)	29-41 (.414)	0	0
Mike Hennigan	1996-05	52-57 (.477)	32-39 (.451)	0	0
Doug Malone (Acting)	2006	4-7 (.364)	4-4 (.500)	0	0
Watson Brown	2007-15	42-60 (.418)	28-44 (.389)	1	1
Marcus Satterfield	2016-17	6-16 (.273)	6-10 (.375)	0	0
Dewayne Alexander	2018-present	1-10 (.090)	1-7 (.125)	0	0



Hardy M. Graham Stadium (7,500) - Opened in 1930.



**UT MARTIN
SKYHAWKS**



Dr. Keith Carver
Chancellor



Kurt McGuffin
Athletics Director



Alex Boggis
Football Contact



Jason Simpson
Head Coach

2019 SCHEDULE

Aug. 29	Northwestern State (ESPN+)	6:30 p.m.
	<i>Northwestern State leads 2-1; Last Meeting: NSU won 26-7 (10/15/66)</i>	
Sept. 7	at Florida (ESPNU or SECN Alt.)	6:30 p.m.
	<i>First meeting</i>	
Sept. 14	at Southern Illinois	6:00 p.m.
	<i>Southern Illinois leads 7-1; Last Meeting: SIU won 36-30 (11/25/06)</i>	
Sept. 28	Murray State* (ESPN+)	6:00 p.m.
	<i>Murray State leads 37-20-1; Last Meeting: MSU won 45-38 (9/29/18)</i>	
Oct. 5	at Eastern Kentucky* (ESPN3)	2:00 p.m.
	<i>Eastern Kentucky leads 25-4; Last Meeting: EKU won 35-34 (10/13/18)</i>	
Oct. 12	at Tennessee Tech* (ESPN+)	6:00 p.m.
	<i>Tennessee Tech leads 22-16-2; Last Meeting: UTM won 38-13 (11/10/18)</i>	
Oct. 19	Eastern Illinois* (ESPN+)	2:00 p.m.
	<i>Eastern Illinois leads 15-9; Last Meeting: EIU won 24-21 in OT (10/20/18)</i>	
Oct. 26	at Southeast Missouri* (ESPN+)	1:00 p.m.
	<i>UT Martin leads 18-16; Last Meeting: SEMO won 56-33 (10/27/18)</i>	
Nov. 2	Jacksonville State* (HC) (ESPN+)	2:00 p.m.
	<i>Jacksonville State leads 32-7; Last Meeting: JSU won 21-14 (11/3/18)</i>	
Nov. 9	at Austin Peay* (ESPN+)	3:00 p.m.
	<i>UT Martin leads 39-26-2; Last Meeting: UTM won 37-7 (9/22/18)</i>	
Nov. 16	Tennessee State* (ESPN+)	2:00 p.m.
	<i>Tennessee St. leads 17-11; Last Meeting: TSU won 31-28 in OT (11/17/18)</i>	
Nov. 23	at Kentucky	TBD
	<i>Kentucky leads 1-0; Last Meeting: Kentucky won 59-14 (8/30/14)</i>	

* Denotes Ohio Valley Conference Matchup
Home Games in Bold HC - Homecoming
 All Times Central and Subject to Change

QUICK FACTS

Basic Information

Location: Martin, Tenn.
 Enrollment: 6,800
 Founded: 1900 (Senior College in 1951)
 Nickname: Skyhawks
 Colors: Navy Blue and Orange
 Chancellor: Dr. Keith Carver
 Athletic Director: Kurt McGuffin
 Stadium (Capacity): Hardy M. Graham Stadium (7,500)
 Surface: FieldTurf
 Twitter: @UTMSports, @UTM_Football

Media Relations

Football Contact: Alex Boggis
 Office Phone: (731) 881-7694
 Cell Phone: (618) 357-1536
 Fax: (731) 881-7624
 Email: daboggis@utm.edu
 Web site: www.UTMSports.com
 Press Box Phone: (731) 881-7694

Team Information

Offense: Multiple
 Defense: 3-3-5
 Lettermen Returning/Lost: 63/30
 Offensive Starters Returning: 7
 Defensive Starters Returning: 6
 Specialist Starters Returning: 2
 2018 Record/OVC Record (Finish): 2-9/2-6 (8th)
 Postseason: none

All-Time Record/OVC Record: 366-486-18 (.431)/83-124 (.401)
 Joined OVC: 1992
 OVC Championships (Last): 1 (2006)
 NCAA FCS Playoff Appearances (Last): 1 (2006)

PRESEASON DEPTH CHART

OFFENSE

WR	1	Jaylon Moore	6-2	185	R-Sr.
	11	Donnell Williams	6-3	195	R-Jr.
WR	81	Rodney Williams II	6-4	215	Sr.
	15	Colton Dowell	6-3	215	R-So.
OT	75	Terry Fultz	6-6	305	R-Sr.
	68	Malcolm Miller	6-3	295	Jr.
OG	70	James Walker	6-5	330	R-Jr.
	63	Shane McGroarty	6-4	300	R-Fr.
C	56	Jordon Harrod	6-2	265	So.
	78	Austin Newsom	6-5	355	R-Sr.
OG	77	Aries Davis	6-2	310	R-Jr.
	65	Kelton Edwards	6-3	320	R-Sr.
OT	76	Chris Jackson	6-9	330	R-Jr.
	72	Cru Birdyshaw	6-7	325	R-Jr.
QB	3	Dresser Winn	6-3	200	Jr.
OR	13	Joe Hudson	6-2	210	R-Sr.
	18	John Bachus III	6-2	210	R-Fr.
RB	23	Peyton Logan	5-8	180	Jr.
	29	Lamaricus Young	5-11	180	R-Jr.
TE	19	Christian Philpott	6-3	240	R-Sr.
OR	85	Collin Tatko	6-6	255	R-Jr.
	88	Davin Dyal	6-5	250	R-Fr.
WR	6	Terry Williams	5-10	175	Sr.
	10	Jeremy Horton	5-9	170	R-Fr.

DEFENSE

DE	24	Loren Young	6-2	255	Jr.
	92	Joseph Murry	6-2	280	R-Sr.
NT	47	Austin Pickett	6-1	290	Sr.
	90	Chase Joy	6-3	305	R-Jr.
DE	97	Julian Crutchfield	6-5	301	R-Sr.
	8	Korbin Harmon	6-2	325	R-So.
LB	12	Sherrod Pittman	6-0	225	R-Sr.
	31	D'Carrious Stephens	6-0	205	R-Jr.
LB	44	TJ Jefferson	5-8	222	R-Sr.
	51	Tyree Bryant	6-2	215	R-Jr.
LB	34	Malik Harris	6-2	220	R-Sr.
	41	John Ford	6-3	240	R-So.
CB	2	DaVonte Maura	6-0	175	R-Sr.
	16	David Little	5-10	175	Sr.
CB	7	Cam Ordway	5-11	185	Grad.
	25	Tamel McCall	6-0	170	R-Fr.
S	22	Wanya Moton	6-1	177	R-So.
	30	Deven Sims	6-2	200	R-So.
S	9	Devan Hollins	5-11	200	Sr.
	27	Josh Dodd	6-1	205	Sr.
S	3	Takeem Young	6-1	195	R-So.
	17	JaQuez Akins	5-9	185	Jr.

SPECIAL TEAMS

PK	48	Ryan Courtright	6-0	188	R-Jr.
	45	Ryan Clark	5-7	175	R-Sr.
P	49	Zane Cox	5-9	185	R-Sr.
	42	Joey Foley	6-2	205	R-Fr.
LS	40	Brock Powers	6-2	235	So.
HO	49	Zane Cox	5-9	185	R-Sr.
PR	6	Terry Williams	5-10	175	Sr.
	83	Marquell Odom	5-8	160	Jr.
KR	23	Peyton Logan	5-8	180	Jr.
	6	Terry Williams	5-10	175	Sr.

Returning Starters in Bold

Key Losses

RB	LaDarius Galloway	540 rushing yards, 5 TDs
LB	James Gilleylen	89 tackles, 13.0 TFL, 2.5 sacks
LB	Kevin Prather Jr.	70 tackles, 14.0 TFL, 4.0 sacks

PLAYERS TO WATCH



TERRY WILLIAMS

Senior • Wide Receiver
5-10 • 170 • Southaven, Miss.

Earned OVC All-Newcomer honors a year ago after catching a team-high 67 passes for 736 yards and three touchdowns...Was also the team's primary punt returner, returning 18 punts for an average of 11.7 yards/punt...Also returned 10 kickoffs for an average of 13.4 yards/return...Prior to UTM, played at Itawamba Community College where he had 79 catches for 1,95 yards (third in the nation) and nine touchdowns as a sophomore...Had a season-best 16 catches against No. 1 ranked East Mississippi...Was named a first-team All-American...Was a second-team All-American as a freshman when he had 66 catches for 910 yards and four scores.



JULIAN CRUTCHFIELD

Senior • Defensive Line
6-5 • 295 • Lebanon, Tenn.

Preseason All-OVC selection...Was a second-team All-OVC pick in 2019 after recording 41 tackles, 9.0 tackles-for-loss and 2.0 sacks in 11 games...Had seven tackles (1.5 for loss) and forced a fumble against No. 10 ranked Jacksonville State (Nov. 3)...Had 1.5 sacks at Murray State (Sept. 29)...In 2017, started eight of 11 games and had 31 tackles, 4.5 tackles-for-loss and 1.5 sacks...Played in two games as a freshman...Played defensive end and tight end at Lebanon High School.

TEAM NOTES

- UT Martin football coach Jason Simpson has been a pillar of consistency in the Ohio Valley Conference since taking over the Skyhawk program prior to the 2006 season. Now entering his 14th season at the helm of the program, Simpson ranks as the longest tenured coach in the league while ranking first among active OVC coaches with 80 wins - sitting seventh in OVC history. He needs one win to tie TTU's Don Wade for sixth place all-time. In OVC play alone, Simpson has a career mark of 63-42 through 13 seasons, more than tripling the program's 20-win total which stretched through 14 seasons before his tenure. In addition to his OVC success, Simpson needs just six wins to become UT Martin's all-time winningest football coach.

- Entering its 13th year of competition, UT Martin has posted the best record in the annual Sgt. York Trophy series presented by Delta Dental of Tennessee and Farm Bureau Health Plans of Tennessee with a mark of 25-11. Overall, the Skyhawks have either won the trophy outright or shared honors six times, including in 2010, 2012, 2014, 2015, 2016 and 2018.

- The Skyhawks boast eight players who have received some type of preseason All-Conference selection. The trio of Terry Fultz, Julian Crutchfield and Austin Pickett each were tabbed to the Preseason All-OVC team while the group joined Ryan Courtright, Jaylon Moore, Peyton Logan, Terry Williams and Austin Newsom with various All-Conference honors from Phil Steele and The CFB Network.



OHIO VALLEY CONFERENCE



NUMERICAL ROSTER

No.	Name	Pos.	Ht.	Wt.	Yr.	Hometown (Last School)
1	Jaylon Moore	WR	6-2	190	R-Sr.	Memphis, Tenn. (Mitchell HS)
2	DaVonte Maura	DB	6-0	185	Sr.	Baltimore, Md. (Butler CC)
3	Takeem Young	S	6-1	195	R-So.	Greeneville, Tenn. (Greeneville HS)
3	Dresser Winn	QB	6-3	200	Jr.	Dresden, Tenn. (Dresden HS)
4	Darian Oxendine	WR	5-11	170	Fr.	Jacksonville, Fla. (Mandarin HS)
5	Jaimiee Bowe	RB	5-11	210	Gr.	Spartanburg, SC (Fort Union Military Academy)
6	Terry Williams	WR	5-10	170	Sr.	Southaven, Miss. (Itawamba CC)
7	Cam Orday	DB	5-11	185	Gr.	Pulaski, Tenn. (Ole Miss)
8	Korbin Harmon	DE	6-5	250	R-Jr.	Oxford, Miss. (Pearl River CC)
9	Devan Hollins	S	5-11	200	Sr.	Southaven, Miss. (Itawamba CC)
10	Jeremy Horton	WR	5-9	170	R-Fr.	Bonaire, Ga. (Veterans HS)
10	John Mitchell	QB	6-3	195	Fr.	Ellisville, Miss. (South Jones HS)
11	Donnell Williams	WR	6-3	210	R-Jr.	St. Louis, Mo. (Gateway Tech HS)
12	Sherrod Pittman	LB	6-0	225	R-Sr.	Jacksonville, Fla. (South Carolina)
13	Joe Hudson	QB	6-2	225	R-Sr.	San Diego, Calif. (Southwestern College)
14	Ja'Kevious Vickers	RB	5-10	200	Jr.	Belle Glade, Fla. (Butler CC)
15	Colton Dowell	WR	6-3	215	R-So.	Lebanon, Tenn. (Wilson Central HS)
15	Colton Prater	QB	6-0	175	R-Fr.	Manchester, Tenn. (Coffee County Central HS)
16	Wyatt Eget	QB	6-0	190	Jr.	Valencia, Calif. (College of the Canyons)
16	David Little	DB	5-10	175	Sr.	Saltillo, Miss. (Itawamba CC)
17	JaQuez Akins	S	5-9	185	Jr.	Starkville, Miss. (East Mississippi CC)
17	Trip Gibson	QB	6-2	205	R-Jr.	Columbia, Mo. (Quincy)
18	John Bachus III	QB	6-2	210	R-Fr.	Pulaski, Tenn. (Giles County HS)
18	Dion Goldbourne	LB	6-4	225	R-Jr.	Delray Beach, Fla. (Maryland)
19	Stewart Howell	QB	6-1	195	Fr.	Knoxville, Tenn. (Christian Academy of Knoxville)
19	Christian Philpott	TE	6-3	250	R-Sr.	Tallahassee, Fla. (Georgia Tech)
20	Jarious Johnson	RB	6-2	220	R-Fr.	Decherd, Tenn. (Franklin County HS)
21	Brian Adkins	S	6-0	190	R-Jr.	Streamwood, Ill. (College of DuPage)
21	Zak Wallace	RB	5-11	205	Fr.	Benton, Ark. (Benton HS)
22	Wanya Moton	DB	6-1	185	R-So.	Murfreesboro, Tenn. (Oakland HS)
23	Peyton Logan	RB	5-8	180	Jr.	Horn Lake, Miss. (Horn Lake HS)
24	Loren Young	DL	6-2	240	Jr.	Atlanta, Ga. (Highland CC)
25	Kendrick Gillespie	RB	5-7	190	So.	Memphis, Tenn. (Lane College)
25	Tamel McCall	DB	6-0	170	R-Fr.	Riverview, Fla. (Riverview HS)
26	Vincent Guy	DB	6-0	175	Fr.	Memphis, Tenn. (Whitehaven HS)
26	Tyler Shorter	DB	6-0	160	Fr.	Sardis, Miss. (North Panola HS)
27	Dazerius Bohanna	DB	5-11	190	R-So.	Cordova, Tenn. (Arkansas - Monticello)
27	Josh Dodd	S	6-1	205	Sr.	Kosciusko, Miss. (Holmes CC)
28	Kendarius Holliman	DB	5-9	170	R-Fr.	Jackson, Tenn. (Liberty Tech HS)
29	Lamarcus Young	RB	5-11	180	R-Jr.	Bartlett, Tenn. (Bartlett HS)
30	Dezmon Johnson	RB	5-7	165	Fr.	Tiptonville, Tenn. (Lake County HS)
30	Deven Sims	S	6-2	200	R-So.	Smyrna, Tenn. (Smyrna HS)
31	Tomario Pleasant	RB	5-10	185	Fr.	Brentwood, Tenn. (Brentwood Academy)
31	D'Carrius Stephens	LB	6-0	205	R-Jr.	Union City, Tenn. (Union City HS)
32	Jack Lucas	DB	6-0	180	Fr.	Louisville, Ky. (Louisville Male)
34	Malik Harris	LB	6-2	220	R-Sr.	Nashville, Tenn. (Maplewood HS)
35	Cecil Cherry	LB	6-0	240	Gr.	Frostproof, Fla. (Grambling State)
36	Chrishun Jackson	DB	6-0	180	Jr.	Tunica, Miss. (Northeast Mississippi CC)
37	Isaiah Gibbs	RB	5-9	185	Fr.	Knoxville, Tenn. (Farragut HS)
38	Carson Evans	S	6-1	195	Fr.	Memphis, Tenn. (First Assembly Christian)
39	Rush Lansdell	S	6-3	195	Fr.	Columbia, Tenn. (Columbia Academy)
40	Brock Powers	LS	6-2	250	So.	Cornersville, Tenn. (Cornersville HS)
41	John Ford	LB	6-3	240	R-So.	Nashville, Tenn. (John Overton HS)
42	Joey Foley	P	6-2	205	R-Fr.	Melbourne, Australia (ProKick Australia)
42	CJ Swan	LB	6-0	220	Fr.	Marietta, Ga. (Marietta HS)
43	Chris McAbee	LS	6-1	250	R-Fr.	Kingston, Tenn. (Roane County HS)
44	TJ Jefferson	LB	5-8	220	R-Sr.	Nashville, Tenn. (Montgomery Bell Academy)
45	Ryan Clark	K	5-7	175	R-Jr.	Nashville, Tenn. (Franklin Road Academy)
45	David DuBose	LB	6-3	240	R-Jr.	Huntsville, Ala. (Columbia HS)
46	Ryan Davis	LB	6-1	205	R-So.	Cincinnati, Ohio (Colerain HS)
47	Austin Pickett	DL	6-1	280	Sr.	Lake Minneola, Fla. (Lake Minneola HS)
48	Ryan Courtright	K	6-0	195	R-Jr.	Lexington, Tenn. (Lexington HS)
49	Zane Cox	P	5-9	190	R-SR.	Fremont, Ohio (Hocking College)
49	Tyler Larco	K	5-9	145	Fr.	Miami, Fla. (Miami Palmetto)
50	Kareem Hobbs	LB	6-0	220	Fr.	Marietta, Ga. (Marietta HS)
51	Tyree Bryant	LB	6-2	215	R-Jr.	Southaven, Miss. (Itawamba CC)
52	Marquis Traylor	LB	6-1	230	R-Fr.	Brighton, Tenn. (Whitehaven HS)
53	Tevin Shipp	LB	6-2	215	Fr.	Smyrna, Tenn. (Smyrna HS)
55	Reed Davis	OL	6-3	285	Fr.	Booneville, Miss. (Booneville HS)
55	Hunter May	DL	6-2	235	Fr.	Neptune Beach, Fla. (Duncan U. Fletcher HS)
56	Jordon Harrod	OL	6-2	250	So.	Paris, Tenn. (Henry County HS)
57	Jermaine Cooley	LB	6-2	230	Fr.	Dublin, Ga. (Dublin HS)
58	Darrin Donnell	LB	6-1	180	So.	Jackson, Tenn. (Liberty Tech HS)
63	Shane McGroarty	OL	6-4	300	R-Fr.	St. Louis, Mo. (Mehlville HS)
65	Kelton Edwards	OL	6-3	320	R-Sr.	Orlando, Miss. (Northeast Mississippi CC)
66	Michael Shanahan	OL	6-5	295	R-Fr.	Orlando, Fla. (First Academy HS)
67	Matthew Needham	OL	6-6	310	Fr.	Germantown, Tenn. (Houston HS)
68	Malcolm Miller	OL	6-3	295	Jr.	Vicksburg, Miss. (Jones County JC)
70	James Walker	OL	6-5	330	R-Jr.	Eufaula, Ala. (Eufaula HS)
71	Brandon Floyd	OL	6-4	275	Fr.	Festus, Mo. (Jefferson HS)
72	Cru Birdyshaw	OL	6-7	325	R-Jr.	Jasper, Ala. (Jones County JC)
73	Dustin Pope	OL	6-6	310	R-Fr.	Summerville, Ga. (Chattooga HS)
74	Hiller Grey	OL	6-3	245	Fr.	Fairview, Tenn. (Fairview HS)
75	Terry Fultz	OL	6-6	315	R-Sr.	Memphis, Tenn. (Ridgeway HS)
76	Chris Jackson	OL	6-9	330	R-Jr.	Lexington, Ky. (Lexington Catholic HS)
77	Aries Davis	OL	6-2	310	R-Jr.	Cedar Rapids, Iowa (Iowa Western CC)
78	Austin Newsom	OL	6-5	320	R-Sr.	White Bluff, Tenn. (Creek Wood HS)
79	Gavin Olson	OL	6-4	255	Fr.	Memphis, Tenn. (Memphis Harding Academy)
80	Jaden Gibbs	WR	6-4	185	Fr.	Knoxville, Tenn. (Farragut HS)
81	Rodney Williams II	WR	6-4	210	So.	Memphis, Tenn. (Germantown HS)
82	Christian LaBreche	TE	6-6	250	R-So.	Brentwood, Tenn. (Brentwood HS)
83	Chance Key	TE	6-5	230	R-Sr.	Brilliant, Ala. (Brilliant HS)
83	Marqwell Odom	WR	5-8	160	Jr.	Murfreesboro, Tenn. (Independence CC)
84	Kevin Butler	WR	6-0	175	Fr.	Miami, Fla. (Booker T. Washington HS)
85	Collin Tatko	TE	6-6	255	R-Jr.	Southaven, Miss. (Northpoint Christian School)
86	Tyler Denson	WR	5-9	170	Jr.	Millington, Tenn. (Millington HS)
86	Ethan Dossett	WR	5-11	180	Fr.	Marion, Ky. (Crittenden County HS)
87	Deray Lawrence	WR	5-7	135	R-Fr.	Germantown, Tenn. (Germantown HS)
88	Davin Dyal	TE	6-5	250	R-Fr.	Cookeville, Tenn. (Cookeville HS)
89	Logan Sakarapanee	TE	5-10	195	R-Fr.	Nashville, Tenn. (Lipscomb Academy)
90	Chase Joy	DL	6-3	305	R-Jr.	Dyersburg, Tenn. (Memphis)
91	Kenyonte Davis	DL	6-5	250	R-Fr.	Columbia, Tenn. (Columbia Central HS)
92	Joseph Murry	DL	6-4	260	R-Sr.	Birmingham, Ala. (Midfield HS)
93	D'Andre Litaker	DL	6-2	305	R-Fr.	Murfreesboro, Tenn. (Riverdale HS)
94	TJ Minnifee	DL	6-3	195	R-So.	Nashville, Tenn. (Tennessee)
95	Kameron Bowdry	DL	6-2	325	R-Fr.	St. Louis, Mo. (St. Louis University HS)
96	Angel Barr	DL	6-5	295	Fr.	Martin, Tenn. (Westview HS)
97	Julian Crutchfield	DL	6-5	295	R-Sr.	Lebanon, Tenn. (Lebanon HS)
98	Traquan McNair	DL	6-1	285	Fr.	DeLand, Fla. (DeLand HS)
99	Jamarius Landers	DL	6-3	225	Fr.	Deerfield Beach, Fla. (Deerfield Beach HS)

ALPHABETICAL ROSTER

No.	Name	Pos.	Yr.
21	Brian Adkins	S	R-Jr.
17	JaQuez Akins	S	Jr.
18	John Bachus III	QB	R-Fr.
96	Angel Barr	DL	Fr.
72	Cru Birdyshaw	OL	R-Jr.
27	Dazerius Bohanna	DB	R-So.
95	Kameron Bowdry	DL	R-Fr.
5	Jaimiee Bowe	RB	Gr.
51	Tyree Bryant	LB	R-Jr.
84	Kevin Butler	WR	Fr.
35	Cecil Cherry	LB	Gr.
45	Ryan Clark	K	R-Jr.
57	Jermaine Cooley	LB	Fr.
48	Ryan Courtright	K	R-Jr.
49	Zane Cox	P	Gr.
97	Julian Crutchfield	DL	R-Sr.
77	Aries Davis	OL	R-Jr.
91	Kenyonte Davis	DL	R-Jr.
55	Reed Davis	OL	Fr.
46	Ryan Davis	LB	R-So.
86	Tyler Denson	WR	Jr.
27	Josh Dodd	S	So.
58	Darrin Donnell	LB	Sr.
86	Ethan Dossett	WR	Fr.
15	Colton Dowell	WR	R-So.
45	David DuBose	LB	R-Jr.
88	Davin Dyal	TE	R-Fr.
65	Kelton Edwards	OL	R-Sr.
16	Wyatt Eget	QB	Jr.
38	Carson Evans	S	Fr.
71	Brandon Floyd	OL	Fr.
42	Joey Foley	P	R-Fr.
41	John Ford	LB	R-So.
75	Terry Fultz	OL	R-Sr.
37	Isaiah Gibbs	RB	Fr.
80	Jaden Gibbs	WR	Fr.
17	Trip Gibson	QB	R-Jr.
25	Kendrick Gillespie	RB	So.
18	Dion Goldbourne	LB	R-Jr.
74	Hiller Grey	OL	Fr.
26	Vincent Guy	DB	Fr.
8	Korbin Harmon	DE	R-Jr.
34	Malik Harris	LB	R-Sr.
56	Jordon Harrod	OL	So.
50	Kareem Hobbs	LB	Fr.
28	Kendarius Holliman	DB	R-Fr.
9	Devan Hollins	S	Sr.
10	Jeremy Horton	WR	R-Fr.
19	Stewart Howell	QB	Fr.
13	Joe Hudson	QB	R-Sr.
76	Chris Jackson	QB	R-Jr.
36	Chrishun Jackson	DB	Jr.
44	TJ Jefferson	LB	R-Sr.
30	Dezmon Johnson	RB	Fr.
20	Jarious Johnson	RB	R-Fr.
90	Chase Joy	DL	R-Jr.
83	Chance Key	TE	R-Sr.
82	Christian LaBreche	TE	R-So.
99	Jamarius Landers	DL	Fr.
39	Rush Lansdell	S	Fr.
49	Tyler Larco	K	Fr.
87	Deray Lawrence	WR	R-Fr.
93	D'Andre Litaker	DL	R-Fr.
16	David Little	DB	Sr.
23	Peyton Logan	RB	Jr.
32	Jack Lucas	DB	Fr.
2	DaVonte Maura	DB	Sr.
55	Hunter May	DL	Fr.
43	Chris McAbee	LS	R-Fr.
25	Tamel McCall	DB	R-Fr.
63	Shane McGroarty	OL	R-Fr.
87	Traquan McNair	DL	Fr.
68	Malcolm Miller	OL	Jr.
94	TJ Minnifee	DL	R-So.
10	John Mitchell	QB	Fr.
1	Jaylon Moore	WR	R-Sr.
22	Wanya Moton	DB	R-So.
92	Joseph Murry	DL	R-Sr.
67	Matthew Needham	OL	Fr.
78	Austin Newsom	OL	R-Sr.
83	Marqwell Odom	WR	Jr.
79	Gavin Olson	OL	Fr.
7	Cam Orday	DB	Gr.
4	Darian Oxendine	WR	Fr.
19	Christian Philpott	TE	R-Sr.
47	Austin Pickett	DL	Sr.
12	Sherrod Pittman	LB	R-Sr.
31	Tomario Pleasant	RB	Fr.
73	Dustin Pope	OL	R-Fr.
40	Brock Powers	LS	So.
15	Colton Prater	QB	R-Fr.
89	Logan Sakarapanee	TE	R-Fr.
66	Michael Shanahan	OL	R-Fr.
53	Tevin Shipp	LB	Fr.
26	Tyler Shorter	DB	Fr.
30	Deven Sims	S	R-So.
31	D'Carrius Stephens	LB	R-Jr.
42	CJ Swan	LB	Fr.
85	Collin Tatko	TE	R-Jr.
52	Marquis Traylor	LB	R-Fr.
14	Ja'Kevious Vickers	RB	Jr.
70	James Walker	OL	R-Jr.
21	Zak Wallace	RB	Fr.
11	Donnell Williams	WR	R-Jr.
6	Terry Williams	WR	Sr.
81	Rodney Williams II	WR	Sr.
3	Dresser Winn	QB	Jr.
29	Lamarcus Young	RB	R-Jr.
24	Loren Young	DL	Jr.
3	Takeem Young	S	R-So.



Jason Simpson was the choice for the 2006 Roy Kidd OVC Coach of the Year Award. That year - his first with the program - he led the Skyhawks to their first OVC Championship and first NCAA FCS Playoff berth. He enters 2019 with the seventh-most wins in OVC history.

JASON SIMPSON

HEAD COACH

14TH SEASON

80-68 CAREER RECORD

Birthdate: January 25, 1971
Hometown: Ellisville, Miss.
College: Southern Miss, 1995 (Sports Administration)
Family: Wife - Julie
 Children - Ty, Emma, Graham

Career Record

Year	School	Overall	Conf. (Finish)
2006	UT Martin	9-3	6-1 (1st-t)
2007	UT Martin	4-7	4-4 (6th)
2008	UT Martin	8-4	6-2 (2nd-t)
2009	UT Martin	5-6	4-4 (4th-t)
2010	UT Martin	6-5	5-3 (4th-t)
2011	UT Martin	5-6	4-4 (5th-t)
2012	UT Martin	8-3	6-2 (2nd-t)
2013	UT Martin	7-5	5-3 (3rd-t)
2014	UT Martin	6-6	5-3 (3rd-t)
2015	UT Martin	7-4	6-2 (3rd)
2016	UT Martin	7-5	6-2 (2nd)
2017	UT Martin	6-5	4-4 (4th)
2018	UT Martin	2-9	2-6 (8th)

CAREER HIGHLIGHTS

- Simpson enters the 2018 season with 80 career victories, which ranks him seventh in OVC history. He is beginning his 14th season at UTM, making him one of just 16 coaches in league history to coach 10 or more years at one school.
- Has a 63-42 OVC record in 13 years; UTM won just 20 Conference games in the 14 seasons prior to Simpson.
- In his first three years at UT Martin Simpson won 21 games, which was the highest three-year win total in school history. He equaled that mark from 2012-14.
- In his first season as a head coach (2006), Simpson led UT Martin to its best season of football at the FCS level and was named OVC Coach of the Year for his efforts. The Skyhawks won nine games overall (the most since winning 11 in 1988 when the team competed at the Division II level), shared its first Ohio Valley Conference Championship and advanced to the FCS Playoffs for the first time in school history. It was only the team's third .500 or better record since the move up from Division II.
- Simpson came to UTM after three seasons at Chattanooga as that program's offensive coordinator. At UTC, he helped the Mocs to a 6-5 record in 2006, the program's first winning season since 1997. There he coached quarterback Cedric Stevens, who threw for more than 3,100 yards and had a 66 percent completion percentage. He also coached Alonzo Nix, who set the Southern Conference record for receptions (90) on his way to All-America honors.
- Simpson got his start at Delta State (1994-95) serving as the defensive backs coach for two years before moving onto Jacksonville State (1997-99). At JSU he was a member of the staff that was responsible for the third best turnaround in Division I football for the 1997 and 1998 seasons. That was followed by one year at Blinn Junior College (2000) and four seasons as quarterbacks coach and recruiting coordinator at Texas State (2000-03).
- Simpson played two seasons of college football at Mississippi State, where he was also a member of the baseball team. He then transferred to Southern Miss, where he was a two-time all-conference pick on the diamond and a team captain.

ASSISTANT COACHES

- Associate Head Coach/Def. Coordinator:** Jordon Hankins
 Alma Mater: UT Martin, 2005 (10th season)
- Asst. HC/Safeties/Co-Special Teams:** Chris Polizzi
 Alma Mater: Lake Forest, 2005 (2nd season)
- Offensive Coordinator:** Kevin Bannon
 Alma Mater: UT Martin, 2009 (8th season)
- Co-Offensive Coordinator/Quarterbacks:** Nick Petrino
 Alma Mater: Western Kentucky, 2013 (1st season)
- Defensive Line/Co-Special Teams:** Clint McMillan
 Alma Mater: Florida, 2008 (3rd season)
- Run-Game Coordinator/Tight Ends/Tackles:** Matt Jones
 Alma Mater: Eastern Illinois, 2008 (1st season)
- Wide Receivers:** Tyler Rice
 Alma Mater: Murray State, 2016 (3rd season)
- Running Backs:** Sean Fisher
 Alma Mater: Mount Union, 2008 (1st season)
- Cornerbacks:** Dalton Hilliard
 Alma Mater: UCLA, 2013 (1st season)
- Director of Operations** Chris Bell
 Alma Mater: UT Martin (4th season)

2018 TEAM STATISTICS

	<u>UTM</u>	<u>Opponent</u>				
SCORING	318	378				
Points Per Game	28.9	34.4				
FIRST DOWNS	233	206				
Rushing	88	75				
Passing	125	103				
Penalty	20	28				
RUSHING YARDAGE	1617	1476				
Yards Gained Rushing	1892	1837				
Yards Lost Rushing	275	361				
Rushing Attempts	407	433				
Average Per Rush	4.0	3.4				
Average Per Game	147.0	134.2				
TDs Rushing	18	18				
PASSING YARDAGE	2934	2645				
Comp-Att-Int	263-419-15	189-311-8				
Average Per Pass	7.0	8.5				
Average Per Catch	11.2	14.0				
Average Per Game	266.7	240.5				
TDs Passing	21	23				
TOTAL OFFENSE	4551	4121				
Total Plays	826	744				
Average Per Play	5.5	5.5				
Average Per Game	413.7	374.6				
TIME OF POSSESSION/GAME	31:23	28:37				
3RD DOWN CONVERSIONS	64/166	64/160				
3rd-Down Pct.	39%	40%				
4TH DOWN CONVERSIONS	11/28	9/18				
4th-Down Pct.	39%	50%				
RED-ZONE SCORES	34-41 (83%)	38-45 (84%)				
RED-ZONE TOUCHDOWNS	23-41 (56%)	25-45 (56%)				
PAT-ATTEMPTS	35-38 (92%)	41-46 (89%)				
ATTENDANCE	14,430	98,507				
Games/Avg. Per Game	5/2,886	6/16,418				
Neutral Site Games	-	0/0				
SCORE BY QUARTERS	<u>1st</u>	<u>2nd</u>	<u>3rd</u>	<u>4th</u>	<u>OT</u>	<u>Total</u>
UT Martin	54	89	61	111	3	318
Opponents	106	112	76	75	9	378

2018 INDIVIDUAL STATISTICS

RUSHING						
<u>Player</u>	<u>G</u>	<u>Att.</u>	<u>Yds.</u>	<u>Avg.</u>	<u>TD</u>	<u>Yds./G</u>
LaDarius Galloway	11	136	577	4.2	5	52.5
Joe Hudson	9	63	250	4.0	3	27.8
Peyton Logan	11	45	246	5.5	0	22.4
Jaimiee Bowe	10	54	244	4.5	7	24.4
Dresser Winn	7	55	98	1.8	3	14.0
PASSING						
<u>Player</u>	<u>G</u>	<u>Comp.-Att.</u>	<u>Pct.</u>	<u>Yds.</u>	<u>TD/Int.</u>	<u>Avg.</u>
Dresser Winn	7	154-234	65.8	1602	12/9	228.9
Joe Hudson	9	90-152	59.2	1044	5/6	116.0
John Bachus	3	18-29	62.1	286	4/0	95.3
RECEIVING						
<u>Player</u>	<u>G</u>	<u>No.</u>	<u>Yds.</u>	<u>Avg.</u>	<u>TD</u>	<u>Yds./G</u>
Terry Williams	11	67	736	11.0	3	66.9
Jaylon Moore	11	52	799	15.4	8	72.6
Devonte Howard	11	38	403	10.6	3	36.6
LaDarius Galloway	11	28	248	8.9	2	22.5
Rodney Williams	11	23	252	11.0	0	22.9
SCORING						
<u>Player</u>	<u>G</u>	<u>TD</u>	<u>Xpt.</u>	<u>FG</u>	<u>Pts.</u>	<u>Pts./G</u>
Ryan Courtwright	11	0	35-38	13-15	74	6.7
Jaylon Moore	11	8	-	-	48	4.4
Jaimiee Bowe	10	7	-	-	42	4.2
LaDarius Galloway	11	7	-	-	42	3.8
Joe Hudson	9	3	-	-	20	2.2
TACKLES						
<u>Player</u>	<u>G</u>	<u>Solo</u>	<u>Asst.</u>	<u>Total</u>	<u>TFL</u>	<u>Sacks</u>
James Gilleylen	11	44	45	89	13.0	2.5
Kevin Prather Jr.	9	32	38	70	14.0	4.0
Porter Streater	11	38	29	67	3.0	1.0
Garrett Wall	10	26	28	54	4.5	0.5
Wanya Moton	11	24	30	54	2.5	0
INTERCEPTIONS						
<u>Player</u>	<u>G</u>	<u>No.</u>	<u>Yds.</u>	<u>Avg.</u>	<u>TD</u>	<u>PBU</u>
A. Horton-Martindale	11	3	43	14.3	0	7
Brandon Anderson	7	1	78	78.0	0	2
DaVonte Maura	11	1	23	23.0	0	9
Wanya Moton	11	1	4	4.0	0	5
TJ Jefferson	11	1	8	8.0	0	2
Sherrod Pittman	11	1	0	0.0	0	1

Returning Players in Bold



2018 SCHEDULE AND RESULTS

<u>Date</u>	<u>Opponent</u>	<u>Result</u>	<u>Attendance</u>
9/1	at Missouri	L, 14-51	44,019
9/8	at Middle Tennessee	L, 37-61	16,227
9/15	Chattanooga	L, 24-34	4,414
9/22	#21 Austin Peay*	W, 37-7	1,497
9/29	at Murray State	L, 38-45	11,137
10/13	Eastern Kentucky*	L, 34-35	1,769
10/20	at Eastern Illinois*	L, 21-24	7,413
10/27	Southeast Missouri*	L, 33-56	4,014
11/3	at #10 Jacksonville State*	L, 14-21	16,093
11/10	Tennessee Tech*	W, 38-13	2,736
11/17	at Tennessee State*	L, 28-31 (OT)	3,618

* - Ohio Valley Conference Contest
Home Games in Bold

TEAM RECORDS

INDIVIDUAL RUSHING

Most Attempts

Game: 47 - Don Chapman vs. Murray State (2005)
 Season: 302 - Don Chapman (2005)
 Career: 1046 - Don Chapman (2004-07)

Most Yards

Game: 272 - Don Chapman vs. Southeast Mo. (2004)
 Season: 1,412 - Don Chapman (2006)
 Career: 5,017 - Don Chapman (2004-07)

INDIVIDUAL PASSING

Most Attempts

Game: 65 - Brady Wahlberg vs. Jacksonville St. (2003)
 Season: 424 - Leon Reed (1988)
 Career: 1,110 - Derek Carr (2009-12)

Most Completions

Game: 44 - Brady Wahlberg vs. Jacksonville St. (2003)
 Season: 264 - Derek Carr (2012)
 Career: 665 - Derek Carr (2009-12)

Most Yards

Game: 560 - Derek Carr vs. Murray State (2012)
 Season: 3,276 - Derek Carr (2012)
 Career: 8,428 - Derek Carr (2009-12)

INDIVIDUAL RECEIVING

Most Receptions

Game: 16 - William Mackall vs. Delta State (1987)
 Season: 90 - William Mackall (1987)
 Career: 225 - William Mackall (1985-88)

Most Receiving Yards

Game: 283 - William Mackall vs. Troy State (1988)
 Season: 1,092 - Quentin Sims (2012)
 Career: 2,494 - William Mackall (1985-88)



UT Martin running back Don Chapman (2004-07) became the No. 3 leading rusher in OVC history and only 14th Division I player to rush for 1,000 yards in four consecutive seasons.

YEAR-BY-YEAR RESULTS

YEAR	ALL	OVC	COACH	YEAR	ALL	OVC	COACH
1952	3-4	--	James Henson	1986	3-8	--	Don McLeary
1953	2-5	--	James Henson	1987	5-6	--	Don McLeary
1954	2-6	--	James Henson	1988	11-2	--	Don McLeary
1955	2-5-1	--	James Henson	1989	2-9	--	Don McLeary
1956	4-4	--	James Henson	1990	4-7	--	Don McLeary
1957	6-1	--	Bob Carroll	1991	5-6	--	Don McLeary
1958	7-0-1	--	Bob Carroll	1992	3-8	2-6	Don McLeary
1959	4-4	--	Bob Carroll	1993	6-5	5-3	Don McLeary
1960	7-3	--	Bob Carroll	1994	5-6	2-6	Don McLeary
1961	4-5	--	Bob Carroll	1995	5-6	4-4	Don McLeary
1962	6-3	--	Bob Carroll	1996	1-10	1-7	Don McLeary
1963	5-5	--	Bob Carroll	1997	1-10	0-7	Jim Marshall
1964	4-5-1	--	Bob Carroll	1998	0-11	0-7	Jim Marshall
1965	4-5	--	Bob Carroll	1999	1-10	0-7	Jim Marshall
1966	5-5	--	Bob Carroll	2000	2-9	0-7	Sam McCorkle
1967	10-1	--	Bob Carroll	2001	1-10	0-6	Sam McCorkle
1968	3-5-1	--	Bob Carroll	2002	2-10	0-6	Sam McCorkle
1969	3-6	--	Bob Carroll				Johnny Jernigan
1970	7-3	--	Bob Carroll	2003	2-10	1-7	Matt Griffin
1971	5-5	--	Bob Carroll	2004	2-9	1-7	Matt Griffin
1972	1-9	--	Bob Carroll	2005	6-5	4-4	Matt Griffin
1973	2-8-1	--	Bob Carroll	2006	9-3	6-1	Jason Simpson
1974	2-9	--	Bob Carroll	2007	4-7	4-4	Jason Simpson
1975	2-8	--	George MacIntyre	2008	8-4	6-2	Jason Simpson
1976	8-3	--	George MacIntyre	2009	5-6	4-4	Jason Simpson
1977	8-3	--	George MacIntyre	2010	6-5	5-3	Jason Simpson
1978	2-8	--	Vester Newcomb	2011	5-6	4-4	Jason Simpson
1979	5-5	--	Vester Newcomb	2012	8-3	6-2	Jason Simpson
1980	4-7	--	Lynn Amadee	2013	7-5	5-3	Jason Simpson
1981	4-7	--	Lynn Amadee	2014	6-6	5-3	Jason Simpson
1982	5-6	--	Fred Pickard	2015	7-4	6-2	Jason Simpson
1983	4-7	--	Fred Pickard	2016	7-5	6-2	Jason Simpson
1984	2-8-1	--	Fred Pickard	2017	6-5	4-4	Jason Simpson
1985	1-10	--	Fred Pickard	2018	2-9	2-6	Jason Simpson

Above Includes Years as a Senior College Only

OVC Championships (1)

2006*

* Co Champions

NCAA FCS Playoff Appearances (1)

2006

ALL-TIME COACHES

Coach	Years	Overall Record	OVC Record	OVC Titles	Playoff Appearances
James Henson	1952-56	13-24-1 (.355)	-	-	-
Bob Carroll	1957-74	85-82-4 (.509)	-	-	-
George MacIntyre	1975-77	18-14 (.563)	-	-	-
Vester Newcomb	1978-79	7-13 (.350)	-	-	-
Lynn Amadee	1980-81	8-14 (.364)	-	-	-
Fred Pickard	1982-85	12-31-1 (.284)	-	-	-
Don McLeary	1986-96	50-73 (.407)	14-26 (.350)	0	0
Jim Marshall	1997-99	2-31 (.061)	0-21 (.000)	0	0
Sam McCorkle	2000-02	5-25 (.167)	0-16 (.000)	0	0
Johnny Jernigan	2002	0-4 (.000)	0-3 (.000)	0	0
Matt Griffin	2003-05	10-24 (.294)	6-18 (.250)	0	0
Jason Simpson	2006-present	80-68 (.540)	63-40 (.612)	1	1