



Governors Stadium (7,000) - Opened in 1946; Renovated in 2014.



AUSTIN PEAY
GOVERNORS



Alisa White
President



Derek van der Merwe
Athletics Director



Brad Kirtley
Football Contact



Kirby Cannon
Head Coach

2014 SCHEDULE

Aug. 30	at Memphis (TV: ESPN3)	6:00 p.m.
	<i>Memphis leads 7-0; Last Meeting: Memphis won 27-6 (9/17/11)</i>	
Sept. 13	Chattanooga	4:00 p.m.
	<i>Chattanooga leads 5-0; Last Meeting: UTC won 42-10 (9/14/13)</i>	
Sept. 20	at Eastern Illinois*	1:30 p.m.
	<i>Eastern Illinois leads 11-3; Last Meeting: EIU won 63-7 (10/10/13)</i>	
Sept. 27	at Illinois State	6:30 p.m.
	<i>Illinois State leads 2-0; Last Meeting: ISU won 13-9 (10/27/90)</i>	
Oct. 4	Eastern Kentucky*	6:00 p.m.
	<i>Eastern Kentucky leads 41-5; Last Meeting: EKU won 38-3 (10/5/13)</i>	
Oct. 11	at Mercer	3:00 p.m.
	<i>First meeting</i>	
Oct. 18	Murray State* (TV: ESPN3)	6:00 p.m.
	<i>Murray State leads 34-13; Last Meeting: MSU won 31-3 (10/19/13)</i>	
Oct. 25	at UT Martin*	2:00 p.m.
	<i>UT Martin leads 35-25-2; Last Meeting: UTM won 38-14 (10/26/13)</i>	
Nov. 1	at Jacksonville State*	3:00 p.m.
	<i>Jacksonville State leads 15-6-3; Last Meeting: JSU won 42-10 (11/2/13)</i>	
Nov. 8	Tennessee State*	4:00 p.m.
	<i>Tennessee State leads 10-6; Last Meeting: TSU won 31-6 (11/9/13)</i>	
Nov. 15	at Southeast Missouri*	1:00 p.m.
	<i>Southeast Missouri leads 12-6; Last Meeting: SEMO won 36-34 (11/16/13)</i>	
Nov. 22	Tennessee Tech*	4:00 p.m.
	<i>Tennessee Tech leads 29-18; Last Meeting: TTU won 34-0 (11/23/13)</i>	

* Denotes Ohio Valley Conference Matchup

Home Games in Bold HC - Homecoming

All Times Central and Subject to Change

QUICK FACTS

Basic Information

Location:	Clarksville, Tenn.
Enrollment:	10,597
Founded:	1927
Nickname:	Governors
Colors:	Red and White
President:	Alisa White
Athletic Director:	Derek van der Merwe
Stadium (Capacity):	Governors Stadium (7,000)
Surface:	FieldTurf XT

Media Relations

Football Contact:	Brad Kirtley
Office Phone:	(931) 221-6561
Cell Phone:	(931) 801-7875
Fax:	(931) 221-7562
Email:	kirtleyb@apsu.edu
Web site:	www.letsgoapeay.com
Press Box Phone:	(931) 221-7191

Team Information

Offense:	Pro Spread
Defense:	4-2-5
Lettermen Returning/Lost:	40/27
Offensive Starters Returning:	4
Defensive Starters Returning:	3
Specialist Starters Returning:	2
2013 Record/OVC Record (Finish):	0-12/0-8 (9th)
Postseason:	none

All-Time Record/OVC Record: 276-496-16 (.360)/96-192-2 (.334)

Joined OVC: 1963 (was not a member from 1997-06)

OVC Championships (Last): 1 (1977)

NCAA FCS Playoff Appearances (Last): 0

PRESEASON DEPTH CHART

OFFENSE

WR	15	Wesley Thomas	6-0	192	Fr.
	5	Javier Booker	6-0	163	Sr.
OT	55	Travis Williams	6-4	290	Sr.
	79	Bernard Gauldin	6-7	290	Jr.
OG	71	Nathan Sanders	6-5	315	R-Sr.
	69	Max Ewoldt	6-5	315	R-Fr.
C	59	Isaiah Tuiaasopopo	6-3	305	Sr.
	61	Zach Amis	6-3	271	R-Sr.
OG	70	Tyler Miles	6-4	300	R-So.
	64	Elijah Annor	6-1	270	Jr.
OT	72	Julian Virgo	6-4	278	R-Sr.
	75	Zack Escue	6-5	290	So.
QB	8	Trey Taylor	6-3	210	R-Jr.
	12	Timarious Mitchell	6-0	175	R-So.
RB	21	Rashaan Coleman	5-7	180	So.
	34	Justin Roberson	5-10	180	So.
TE	89	Samuel Cooper	6-4	230	R-So.
	10	Jacob Sexton	6-3	200	R-Jr.
WR	81	Hunter Branch	6-3	191	Sr.
	17	Jamaar Embry	6-2	185	Sr.

DEFENSE

DE	47	Nii Lartey	6-1	247	Sr.
	95	Taylor Parris	6-2	240	Fr.
DT	6	Malcolm Goines	6-2	280	R-Sr.
	92	John Houston, Jr.	6-2	250	R-Jr.
DT	99	Gino Roberson	6-2	327	Jr.
	96	DeAndre Carroll	6-0	275	Sr.
DE	40	Corey Teague	6-1	245	Jr.
	86	Trey Salisbury	6-5	216	R-So.
LB	50	Antonio Turner	6-2	205	So.
	45	Adam Noble	6-3	215	R-Jr.
LB	46	A.J. Gray	5-10	205	So.
	41	Benedict Louis	6-0	225	Fr.
CB	11	Montez Carlton	5-8	170	Sr.
	1	Roderick Owens	5-10	175	So.
WS	2	Johnathan Shuler	6-2	180	Sr.
	28	Jeremiah Mitchell	6-1	210	Fr.
SS	13	Mikhail Creech	6-3	195	Sr.
	18	Damien Whitfield	6-0	175	So.
FS	24	Jalen Miller	6-1	182	So.
	37	Bradford Wilmer	6-1	193	Jr.
CB	20	Buddy Mitchell	5-9	188	Sr.
	1	Roderick Owens	5-10	175	So.

SPECIAL TEAMS

PK	31	Dakota Vincil	6-0	180	Fr.
	42	Evan Toby	5-11	164	R-So.
P	80	Ben Campbell	6-5	215	Sr.
LS	85	Michael Dunphy	5-11	184	R-Sr.
HO	5	Javier Booker	6-0	163	Sr.
KR	11	Montez Carlton	5-8	160	Sr.
	21	Rashaan Coleman	5-7	180	So.
PR	11	Montez Carlton	5-8	160	Sr.

Returning Starters in Bold

Key Losses

WR	Darryl Clack
	28 catches, 398 yards, 2 TDs
RB	Omar Williams
	157 rushes, 636 yards; 6 catches, 10 yards
QB	Andrew Spivey
	76-of-147, 674 yards
DB	Leron Eaddy
	60 tackles, 1.0 TFL, 1 INT, 2 PBU
LB	Craig Salley
	55 tackles, 4.0 TFL, 1.0 sacks, 1 FR

PLAYERS TO WATCH

JOHNATHAN SHULER

Senior • Free Safety
6-2 • 180 • Nashville, Tenn.

Shuler led the Governors in tackles in 2013 with 76 stops, including 39 solo stops...The consistent performer had at least two tackles in each game and had seven or more on seven different occasions, including a season-best 10 at Murray State...He finished the season with three of the Govs Top 15 tackle performance in 2013...Shuler tied for the team lead with 5.0 tackles for loss; he also broke up four passes, forced two fumbles and recorded one interception...Shuler was named third team All-OVC by College Sports Madness following the 2013 season.



RASHAAN COLEMAN

Sophomore • Wide Receiver
5-7 • 180 • Portage, Ind.

Coleman is listed at No. 1 on the running back depth chart entering the fall...Prior to Game 11 of the 2013 season, Coleman had not touched the ball as a running back; he finished that game with 109 yards and three TDs on 16 carries...As a wide receiver/slotback, Coleman led the Governors in receiving with 30 catches for 214 yards as a freshman...In the Southeast Missouri game in which he rushed for 109 yards, he also had five catches for 32 yards...Coleman finished the season with at least one reception in all 12 games.



TEAM NOTES

• When the final regular-season home game ended against Southeast Missouri last season, it signaled New Beginnings. Excavation began on the old stadium and the new one began. The \$19 million four-level project, despite brutal winter weather conditions and large sinkhole, is expected to be completed on time completed with 13 luxury suites surrounding the new President's Suite, with most of the offices and dressing rooms, as well as a training room, on the first floor.

• The football Govs are going to be young in 2014. How young? Of APSU's 93-man roster entering the summer camp, 43 are freshmen or redshirt freshmen.

• Senior punter Ben Campbell broke the school record for single-season punts with 87 during the 2013 season. He broke the mark of 82 set by Grad Wright during the 1990 season. In setting the school mark, Campbell had just one touchback in those boots, including nine downed inside the 20 and eight 50 yards or more.He averaged 38.8 yards per punt on the season.

• Sophomore linebacker Antonio Turner, who played sparingly in the early going in adapting to the college game, finished second on the team in tackles with 67 last season. Turner moved in as a starter in Week 6 against Eastern Illinois. He averaged 8.7 tackles per game over those final seven games, including 13-tackle efforts against Jacksonville State and Tennessee Tech.

• For a second straight season the Governors enter the season with limited experience at quarterback. Junior starter Trey Taylor, who sat out last season after transferring from Central Arkansas, has yet to throw a college past. His backup, walk-on Timarious Mitchell, played in 10 games as a freshman, including four late-season starts. He did attempt 98 passes a year ago, completing 37 for 310 yards.

NUMERICAL ROSTER

No.	Name	Pos.	Ht.	Wt.	Yr.	Hometown (Last School)
1	Roderick Owens	DB	5-10	175	So.	Memphis, Tenn. (Whitehaven HS)
2	Johnathan Shuler	FS	6-2	180	Sr.	Nashville, Tenn. (Stratford HS)
3	Jamel Jackson	DB	5-10	170	Fr.	Cocoa, Fla. (Cocoa HS)
4	Darrien Boone	QB	6-2	190	Fr.	Chicago, Ill. (Hales Franciscan HS)
5	Javier Booker	WR	6-0	163	Sr.	Nashville, Tenn. (Whites Creek HS)
6	Malcolm Goines	DT	6-2	264	Sr.	Chattanooga, Tenn. (Grand Rapids CC)
7	Mickey Macius	QB	6-3	215	Fr.	Arlington Heights, Ill. (La Lumiere School)
8	Trey Taylor	QB	6-3	210	R-Jr.	Cordova, Tenn. (Central Arkansas)
9	Jared Beard	WR	6-2	195	Fr.	Murfreesboro, Tenn. (Lancaster Christian Acad.)
10	Jacob Sexton	HB	6-3	200	R-Jr.	Oneida, Tenn. (Scott HS)
11	Montez Carlton	CB	5-8	170	Sr.	Hoover, Ala. (Hoover HS)
12	Timarious Mitchell	QB	6-0	175	R-So.	Memphis, Tenn. (Whitehaven HS)
13	Mikhail Creech	DB	6-3	195	Sr.	Chattanooga, Tenn. (Ooltewah HS)
14	Jermer Braswell	WR	6-1	205	Fr.	Delray Beach, Fla. (Lake Worth HS)
15	Wesley Thomas	WR	6-0	192	Fr.	South Bend, Ind. (Clay HS)
16	Ladarrious Wimberly	QB	6-0	185	Fr.	Nashville, Tenn. (Maplewood HS)
17	Jamaar Embry	WR	6-2	195	Sr.	Clarksville, Tenn. (Northeast HS)
17	Dee Killebrew	DB/SB	6-0	180	Fr.	Hopkinsville, Ky. (Hopkinsville HS)
18	Damien Whitfield	DB	6-0	175	So.	McCalla, Ala. (McAdory HS)
19	Luke McKenzie	QB/P	6-2	190	Fr.	Cadiz, Ky. (Trigg County HS)
20	Buddy Mitchell	CB	5-9	188	Sr.	Murfreesboro, Tenn. (Oakland HS)
20	Dallin Bridges	RB	5-9	204	R-So.	Clarksville, Tenn. (Clarksville HS)
21	Rashaan Coleman	WR	5-7	180	So.	Portage, Ind. (Portage HS)
22	Kendall Morris	RB	5-10	185	Fr.	St. Peters, Mo. (Francis Howell HS)
23	Derien Stephens	RB	5-11	195	R-Fr.	Detroit, Mich. (Dearborn Heights Annapolis HS)
24	Jalen Miller	DB	6-1	182	So.	Oak Ridge, Tenn. (Oak Ridge HS)
25	Demarion Allen	DB	5-10	175	Fr.	Flint, Mich. (Carman Ainsworth HS)
26	Kyran Moore	CB	5-9	155	Fr.	Bessemer, Ala. (McAdory HS)
27	David Wall	DB	5-9	189	Fr.	Hammond, Ind. (Morton HS)
28	Jeremiah Mitchell	ATH	6-1	210	Fr.	Matteson, Ill. (Rich Central HS)
29	Johnny Williams	RB	5-11	190	Fr.	Jackson, Tenn. (Jackson Christian)
31	Dakota Vincil	K/P	6-0	180	Fr.	Lenoir City, Tenn. (Lenoir City HS)
32	Julian Franklin	RB	5-9	170	So.	Fairview, Tenn. (Fairview HS)
33	Jerome Jones	RB	5-9	195	So.	Clarksville, Tenn. (Bethel)
34	Justin Roberson	DB	5-10	180	So.	Germantown, Tenn. (Germantown HS)
35	Hayden McKee	DB/WR	5-11	185	Fr.	Murfreesboro, Tenn. (Lancaster Christian)
36	Logan Slagle	LB	5-11	240	R-Jr.	Gallatin, Tenn. (Gallatin HS)
37	Bradford Wilmer	DB	6-1	193	Jr.	Millington, Tenn. (Millington HS)
38	Connor Wise	LB	6-1	209	Fr.	Clarksville, Tenn. (Clarksville Academy)
39	Malik Boynton	DB/WR	5-10	180	Fr.	Melvindale, Mich. (Melvindale HS)
40	Corey Teague	DE	6-1	245	Jr.	LaVergne, Tenn. (Ezell Harding HS)
41	Benedict Louis	LB	6-0	225	Fr.	Marietta, Ga. (Lassiter HS)
42	Evan Toby	PK	5-11	164	R-So.	Maryville, Tenn. (Maryville HS)
43	Tyler Schneider	DE/LB	6-3	233	Fr.	Hainesport, N.J. (Rancocas Valley Regional HS)
44	Nicholis Matiere-Bey	DT	6-2	260	Fr.	Flint, Mich. (Flint Southwest Academy)
45	Adam Noble	LB	6-3	215	R-Jr.	Springfield, Mo. (Glendale HS)
46	A.J. Gray	LB	5-10	205	So.	Lexington, Tenn. (Lexington HS)
47	Nii Lartey	DE	6-1	247	Sr.	Loganville, Ga. (Grayson HS)
48	Zach Stuart	LB	6-2	185	So.	Knoxville, Tenn. (West HS)
49	Otis Gerron	RB	5-11	200	Fr.	Burns, Tenn. (Dickson County HS)
50	Antonio Turner	LB	6-2	205	So.	Louisville, Ky. (Western HS)
51	Ti'Ron Dalton	LB	6-1	225	Fr.	Gallatin, Tenn. (Gallatin HS)
52	Havert Beal	LB	5-9	210	Fr.	Detroit, Mich. (River Rouge HS)
53	Patrick Dalton	OT	6-5	320	Fr.	Knoxville, Tenn. (Christian Academy)
54	LaMarcus Boales	DT	6-1	280	Fr.	Lexington, Tenn. (Lexington HS)
55	Travis Williams	OL	6-4	290	Sr.	Jackson, Miss. (Eastern Arizona JC)
56	Antonio Brabson	LB	6-2	220	Fr.	Knoxville, Tenn. (Carter HS)
58	Bryce Hall	DL	6-3	288	Jr.	Detroit, Mich. (Scottsdale (Ariz.) CC)
59	Andrew Lawson	OL	6-3	280	Fr.	Fayetteville, Tenn. (Fayetteville HS)
60	Melvin McDaniel	OL	6-3	294	R-Jr.	Nashville, Tenn. (Whites Creek HS)
61	Zach Amis	OL	6-3	271	R-Sr.	Lewisburg, Tenn. (Marshall County HS)
62	Brady Dorris	OL	6-3	285	Fr.	Greenbrier, Tenn. (Greenbrier HS)
64	Elijah Annor	OL	6-1	270	Jr.	Nashville, Tenn. (Pearl-Cohn HS)
66	Braxton Jones	OL	6-3	260	Fr.	Drummond, Tenn. (Munford HS)
69	Max Ewoldt	OL	6-5	315	R-Fr.	Blaine, Tenn. (Grainger HS)
70	Tyler Miles	OL	6-3	300	R-So.	Johnson City, Tenn. (Science Hill HS)
71	Nathan Sanders	OG	6-4	315	R-Sr.	Spring Hill, Tenn. (Spring Hill HS)
72	Julian Virgo	OT	6-4	278	R-Sr.	Hendersonville, Tenn. (Pope John Paul II HS)
74	Franklin Green	OT	6-8	280	Fr.	St. Peters, Mo. (Ft. Zumwalt East HS)
75	Zack Escue	OL	6-5	290	So.	White House, Tenn. (White House HS)
76	Nico Mays	OT	6-1	280	Fr.	Gallatin, Tenn. (Gallatin HS)
77	Isaiah Tuiasosopo	OL	6-3	305	Sr.	Pago Pago, American Samoa (Tafuna HS)
78	Jule Pace	OL	6-1	269	Fr.	Clarksville, Tenn. (West Creek HS)
79	Bernard Gauldin	OT	6-7	290	Jr.	Ridgely, Tenn. (College of Dupage)
80	Ben Campbell	P/TE	6-5	215	Sr.	Johnson City, Tenn. (Science Hill HS)
81	Hunter Branch	WR	6-3	191	Sr.	Fairview, Tenn. (Fairview HS)
82	Dustin McPhetridge	TE	6-2	230	R-So.	Powell, Tenn. (Powell HS)
83	LaRon Golden	WR	6-2	188	Fr.	Gary, Ind. (Bowman Academy)
85	Michael Dunphy	LS	5-11	205	R-Sr.	Long Beach, Calif. (Franklin County [Tenn.] HS)
86	Trey Salisbury	DE	6-5	216	R-So.	Lebanon, Tenn. (Smith County HS)
87	Michael Hoover	WR/TE	6-4	205	Fr.	Canton, Mich. (Salem Canton HS)
88	Alex Price	WR	5-8	160	Fr.	Mt. Juliet, Tenn. (Wilson Central HS)
89	Samuel Cooper	TE	6-4	230	R-So.	Kingston Springs, Tenn. (Nashville Christian HS)
90	Darryl Johnson	DT	6-3	270	Fr.	Flint, Mich. (Carman Ainsworth HS)
91	James Coleman	DL	6-5	235	Fr.	Ford Heights, Ill. (Bloom Trail HS)
92	John Houston, Jr.	DE	6-2	250	R-Jr.	Nashville, Tenn. (East Literature HS)
93	Devon Jones	ATH	6-3	190	So.	East St. Louis, Ill. (Lake County (Tenn.) HS)
94	Derek Evans	DL	6-3	270	R-So.	Millington, Tenn. (Millington HS)
95	Taylor Parris	DE	6-2	240	Fr.	Lafayette, Ga. (Lafayette HS)
96	DeAndre Carroll	DL	6-0	270	Sr.	Memphis, Tenn. (Kingsbury HS)
97	John Watts	DL/LB	6-4	225	Fr.	Ramer, Ala. (Prattville Christian)
98	DaQuan Mays	DE	6-4	240	R-Fr.	Grainger, Tenn. (Grainger HS)
99	Gino Roberson	DT	6-2	327	Jr.	Buffalo, N.Y. (Buffalo Academy)

ALPHABETICAL ROSTER

No.	Name	Pos.	Yr.
25	Demarion Allen	DE	Fr.
61	Zach Amis	OL	R-Sr.
64	Elijah Annor	OL	Jr.
52	Havert Beal	LB	Fr.
9	Jared Beard	WR	Fr.
54	LaMarcus Boales	DT	Fr.
5	Javier Booker	WR	Sr.
4	Darrien Boone	QB	Fr.
39	Malik Boynton	DB/WR	Fr.
56	Antonio Brabson	LB	Fr.
81	Hunter Branch	WR	Sr.
14	Jermer Braswell	WR	Fr.
20	Dallin Bridges	RB	R-So.
80	Ben Campbell	P	Sr.
11	Montez Carlton	CB	Sr.
96	DeAndre Carroll	DL	Sr.
91	James Coleman	DL	Fr.
21	Rashaan Coleman	RB/WR	Sr.
89	Samuel Cooper	TE	R-So.
13	Mikhail Creech	S	Sr.
53	Patrick Dalton	OT	Fr.
51	Ti'Ron Dalton	LB	Fr.
62	Brady Dorris	OL	Fr.
85	Michael Dunphy	LS	R-Sr.
17	Jamaar Embry	WR	Fr.
75	Zack Escue	OL	So.
94	Derek Evans	DL	R-So.
69	Max Ewoldt	OL	R-Fr.
32	Julian Franklin	RB	So.
79	Bernard Gauldin	OL	Jr.
49	Otis Gerron	RB	Fr.
6	Malcolm Goines	DL	Sr.
83	LaRon Golden	WR	Fr.
46	A.J. Gray	LB	So.
74	Franklin Green	OT	Fr.
58	Bryce Hall	DL	Jr.
87	Michael Hoover	WR/TE	Fr.
92	John Houston, Jr.	DE	R-Jr.
3	Jamel Jackson	DB	Fr.
90	Darryl Johnson	DT	Fr.
66	Braxton Jones	OL	Fr.
93	Devon Jones	ATH	So.
33	Jerome Jones	RB	So.
17	Dee Killebrew	DB	Fr.
47	Nii Lartey	DE	Sr.
59	Andrew Lawson	OL	Fr.
41	Benedict Louis	LB	Fr.
7	Mickey Macius	QB	Fr.
44	Nicholis Matiere-Bey	DT	Fr.
98	DaQuan Mays	OT	R-Fr.
76	Nico Mays	OT	Fr.
60	Melvin McDaniel	OL	R-Jr.
35	Hayden McKee	DB/WR	Fr.
19	Luke McKenzie	QB/P	Fr.
82	Dustin McPhetridge	TE	R-So.
70	Tyler Miles	OG	R-So.
24	Jalen Miller	S	So.
20	Buddy Mitchell	CB	So.
28	Jeremiah Mitchell	ATH	Fr.
12	Timarious Mitchell	QB	R-So.
26	Kyran Moore	CB	Fr.
22	Kendall Morris	RB	Fr.
45	Adam Noble	LB	R-Jr.
1	Roderick Owens	CB	So.
78	Jule Pace	OL	Fr.
95	Taylor Parris	DE	Fr.
88	Alex Price	WR	Fr.
99	Gino Roberson	DL	Jr.
34	Justin Roberson	RB	So.
86	Trey Salisbury	DE	R-So.
71	Nathan Sanders	OG	R-Sr.
43	Tyler Schneider	WR/LB	Fr.
10	Jacob Sexton	TE	R-Jr.
2	Johnathan Shuler	S	Sr.
36	Logan Slagle	LB	R-Jr.
23	Derien Stephens	RB	R-Fr.
48	Zach Stuart	LB	So.
8	Trey Taylor	QB	R-Jr.
40	Corey Teague	DE	Jr.
15	Wesley Thomas	WR	Fr.
42	Evan Toby	PK	R-So.
77	Isaiah Tuiasosopo	C	Sr.
50	Antonio Turner	LB	So.
31	Dakota Vincil	PK	Fr.
72	Julian Virgo	OL	R-Sr.
27	David Wall	DB	Fr.
97	John Watts	DL/LB	Fr.
18	Damien Whitfield	DB	So.
29	Johnny Williams	RB	Fr.
55	Travis Williams	OL	Sr.
37	Bradford Wilmer	DB	Jr.
16	Ladarrious Wimberly	QB	Fr.
38	Connor Wise	LB	Fr.



Kirby Cannon was named the 18th head coach in Austin Peay history on March 18, 2013. Cannon spent three years as an assistant coach following 11 years as head coach at Missouri S&T (formerly Missouri-Rolla).

KIRBY CANNON

HEAD COACH

2ND SEASON (13TH OVERALL)

35-98 CAREER RECORD

0-12 AT AUSTIN PEAY

Birthdate: January 18, 1958
Hometown: Alexandria, Missouri
College: Missouri State, 1981 (Physical Education)
Family: Wife - Lisa
 Children - Josh

Career Record

Year	School	Overall	Conf. (Finish)
1999	Missouri S&T	0-11	0-9 (10th)
2000	Missouri S&T	2-9	0-9 (10th)
2001	Missouri S&T	2-9	0-9 (10th)
2002	Missouri S&T	0-11	0-9 (10th)
2003	Missouri S&T	0-11	0-9 (10th)
2004	Missouri S&T	3-8	2-7 (8th-t)
2005	Missouri S&T	7-4	-
2006	Missouri S&T	6-5	2-2 (4th)
2007	Missouri S&T	4-7	3-2 (2nd-t)
2008	Missouri S&T	7-4	3-1 (1st)
2009	Missouri S&T	4-7	2-1 (2nd)
2013	Austin Peay	0-12	0-8 (9th)

CAREER HIGHLIGHTS

- Prior to being named head coach at Austin Peay, Cannon spent three years as the secondary coach at Central Michigan. At CMU he coached the program's first defensive back (Jahleel Addaeto) to earn All-MAC first-team honors in more than a decade. His time with the Chippewas was capped in 2012 as the team topped Western Kentucky in the Little Caesars Pizza Bowl in Detroit.

- Prior to CMU, Cannon spent 11 years as head coach at Missouri University of Science & Technology, which is better known as Missouri S&T (the school was previously known as Missouri-Rolla until a name change in 2008).

- In 1999 Cannon took over as head coach at the nearly dormant S&T program that had won just seven games over the previous seven seasons. His rebuilding efforts led to winning seasons in three of his last five seasons, including a 7-4 mark in 2005 which was the first winning season for the program since 1985. For his efforts Cannon was named Independent Football Alliance Coach of the Year as the program was transitioning from the MIAA to the Great Lakes Football Conference.

- Cannon led Missouri S&T teams to victories over Austin Peay in both 2005 and 2006. That 2006 team finished the year 6-5 overall, marking the first back-to-back winning seasons for the program since 1984-85. His 2008 team ranked 12th nationally in total offense (449.5 yards/game).

- Cannon also spent time as an assistant coach at Iowa State (1983-84), North Central University (1985-88), Truman State (1989-94), Northern Michigan (1995-96) and Western Illinois (1997-98).

- Cannon played quarterback at Missouri State and also starred on the mound for the Bears baseball team. He was inducted into the school's Hall of Fame in 2011.

ASSISTANT COACHES

Offensive Coordinator:..... Josh Richards
 Alma Mater: Central Methodist, 1997 (2nd season)

Running Backs: J.D. Sellers
 Alma Mater: Austin Peay, 2010 (5th season)

Offensive Line: Jason Palermo
 Alma Mater: Wisconsin, 2005 (3rd season)

Secondary: Leron Eaddy
 Alma Mater: Central Michigan, 2013 (1st season)

Defensive Line: Brandon Jordan
 Alma Mater: Missouri S&T, 2009 (1st season)

Wide Receivers: Marcus Gildersleeve
 Alma Mater: Virginia Tech, 2000 (10th season)

Linebackers: Kyran Weaver
 Alma Mater: Missouri S&T, 2006 (2nd season)

Tight Ends: James Hite
 Alma Mater: Austin Peay, 1969 (3rd season)

2013 TEAM STATISTICS

	<u>APSU</u>	<u>Opponent</u>				
SCORING	90	476				
Points Per Game	7.5	39.7				
FIRST DOWNS	153	259				
Rushing	94	140				
Passing	46	101				
Penalty	13	18				
RUSHING YARDAGE	1598	2851				
Yards Gained Rushing	1937	3050				
Yards Lost Rushing	339	199				
Rushing Attempts	460	513				
Average Per Rush	3.5	5.6				
Average Per Game	133.2	237.6				
TDs Rushing	5	44				
PASSING YARDAGE	1169	2229				
Comp-Att-Int	134-288-10	188-280-6				
Average Per Pass	4.1	8.0				
Average Per Catch	8.7	11.9				
Average Per Game	97.4	185.8				
TDs Passing	3	19				
TOTAL OFFENSE	2767	5080				
Total Plays	748	793				
Average Per Play	3.7	6.4				
Average Per Game	230.6	423.3				
TIME OF POSSESSION/GAME	32:40	27:20				
3RD DOWN CONVERSIONS	48/183	67/141				
3rd-Down Pct.	26%	48%				
4TH DOWN CONVERSIONS	13/22	6/14				
4th-Down Pct.	59%	43%				
RED-ZONE SCORES	15-28 (54%)	51-56 (91%)				
RED-ZONE TOUCHDOWNS	7-28 (25%)	45-56 (80%)				
PAT-ATTEMPTS	9-9 (100%)	60-63 (95%)				
ATTENDANCE	19,792	182,682				
Games/Avg. Per Game	4/4,948	8/22,835				
Neutral Site Games	-	0/0				
<u>SCORE BY QUARTERS</u>	<u>1st</u>	<u>2nd</u>	<u>3rd</u>	<u>4th</u>	<u>OT</u>	<u>Total</u>
Austin Peay	14	22	41	13	-	90
Opponents	138	158	106	74	-	476

2013 INDIVIDUAL STATISTICS

RUSHING	<u>G</u>	<u>Att.</u>	<u>Yds.</u>	<u>Avg.</u>	<u>TD</u>	<u>Yds./G</u>
Player						
Omar Williams	12	157	636	4.1	0	53.0
Tim Phillips	8	100	497	5.0	2	62.1
Julian Franklin	10	46	116	2.5	0	11.6
Rashaan Coleman	12	17	109	6.4	3	9.1
PASSING	<u>G</u>	<u>Comp-Att.</u>	<u>Pct.</u>	<u>Yds.</u>	<u>TD/Int.</u>	<u>Avg.</u>
Player						
Andrew Spivey	9	76-147	51.7	674	0/4	74.9
Timarious Mitchell	10	37-98	37.8	310	3/3	31.0
Jacob Sexton	12	21-42	50.0	185	0/3	15.4
RECEIVING	<u>G</u>	<u>No.</u>	<u>Yds.</u>	<u>Avg.</u>	<u>TD</u>	<u>Yds./G</u>
Player						
Rashaan Coleman	12	30	214	7.1	0	17.8
Darryl Clack	12	28	398	14.2	2	33.2
Kamron Johnson	10	18	105	5.8	0	10.5
Tim Phillips	8	13	118	9.1	0	14.8
Javier Booker	10	10	108	10.8	1	10.8
SCORING	<u>G</u>	<u>TD</u>	<u>XPt.</u>	<u>FG</u>	<u>Pts.</u>	<u>Pts./G</u>
Player						
Chase Dunlap	12	-	8-8	7-11	29	2.4
Rashaan Coleman	12	3	-	-	18	1.5
Tim Phillips	8	2	-	-	12	1.5
Darryl Clack	12	2	-	-	12	1.0
TACKLES	<u>G</u>	<u>Solo</u>	<u>Asst.</u>	<u>Total</u>	<u>TFL</u>	<u>Sacks</u>
Player						
Johnathan Shuler	12	39	37	76	5.0	0
Antonio Turner	10	27	40	67	2.5	1.0
Leron Eaddy	11	27	33	60	1.0	0
Craig Salley	12	28	27	55	4.0	1.0
Tyreon Clark	12	33	21	54	2.5	0
INTERCEPTIONS	<u>G</u>	<u>No.</u>	<u>Yds.</u>	<u>Avg.</u>	<u>TD</u>	<u>PBU</u>
Player						
Johnathan Shuler	12	1	14	14.0	0	4
Damien Whitfield	10	1	25	25.0	0	1
Leron Eaddy	11	1	0	0	0	2
Montez Carlton	12	1	0	0	0	5
Jalen Miller	11	1	0	0	0	0
Buddy Mitchell	3	1	21	21.0	0	1

Returning Players in Bold

2013 SCHEDULE AND RESULTS

<u>Date</u>	<u>Opponent</u>	<u>Result</u>	<u>Attendance</u>
8/31	at Tennessee	L, 45-0	97,169
9/7	at Vanderbilt	L, 38-3	33,162
9/14	at Chattanooga	L, 42-10	9,189
9/21	at Ohio	L, 38-0	19,547
10/5	at Eastern Kentucky*	L, 38-3	7,400
10/10	#4 Eastern Illinois*	L, 63-7	5,501
10/19	at Murray State*	L, 31-3	6,847
10/26	UT Martin*	L, 38-14	6,014
11/2	Jacksonville State*	L, 42-10	4,010
11/9	at Tennessee State*	L, 31-6	5,258
11/16	Southeast Missouri*	L, 36-34	4,267
11/23	at Tennessee Tech*	L, 34-0	4,110

* - Ohio Valley Conference Contest

Home Games in Bold



TEAM RECORDS

INDIVIDUAL RUSHING

Most Attempts

Game: 47 - Jay Bailey vs. Ky. Wesleyan (2002)
Season: 319 - Jay Bailey (2002)
Career: 935 - Chris Fletcher (2004-07)

Most Yards

Game: 244 - Floyd Jones vs. Morehead St. (1981)
Season: 1,687 - Jay Bailey (2002)
Career: 4,688 - Chris Fletcher (2004-07)

INDIVIDUAL PASSING

Most Attempts

Game: 59 - Brian Baker vs. Virginia-Wise (1999)
Season: 421 - Brian Baker (1999)
Career: 1,063 - Jesse Kellogg (2002-05)

Most Completions

Game: 40 - Brian Baker vs. Virginia-Wise (1999)
Season: 247 - Brian Baker (1999)
Career: 504 - Jesse Kellogg (2002-05)

Most Yards

Game: 438 - Brian Baker vs. Virginia-Wise (1999)
Season: 2,809 - Brian Baker (1999)
Career: 5,587 - Brian Baker (1998-01)

INDIVIDUAL RECEIVING

Most Receptions

Game: 20 - Harold Roberts vs. Murray State (1969)
Season: 77 - Lanis Frederick (2006)
Career: 232 - Harold Roberts (1967-70)

Most Receiving Yards

Game: 252 - Harold Roberts vs. Murray State (1969)
Season: 1,101 - Lanis Frederick (2006)
Career: 3,005 - Harold Roberts (1967-70)

YEAR-BY-YEAR RESULTS

YEAR	ALL	OVC	COACH	YEAR	ALL	OVC	COACH
1930	3-4-1	--	Scott Alden	1972	3-8	1-6	Bill Dupes
1931	3-2-2	--	Scott Alden	1973	2-8	1-6	J. Bushofsky
1932	3-2-2	--	Scott Alden	1974	3-7-1	1-5-1	J. Bushofsky
1933	No Games Played			1975	3-8	3-4	J. Bushofsky
1934	No Games Played			1976	5-6	3-4	J. Bushofsky
1935	No Games Played			1977	8-3	6-1	Boots Donnelly
1936	2-5	--	Fred T. Brown	1978	6-4	3-3	Boots Donnelly
1937	2-6	--	Fred T. Brown	1979	7-4	2-4	Watson Brown
1938	3-5-1	--	Fred T. Brown	1980	7-4	5-2	Watson Brown
1939	4-5	--	Fred T. Brown	1981	5-5	3-5	Emory Hale
1940	4-7	--	Fred T. Brown	1982	3-7	2-5	Emory Hale
1941	4-5	--	Fred T. Brown	1983	6-5	3-4	Emory Hale
1942	No Games Played			1984	7-4	4-3	Emory Hale
1943	No Games Played			1985	5-6	2-5	Emory Hale
1944	No Games Played			1986	5-6	3-4	Emory Hale
1945	No Games Played			1987	2-9	1-5	Emory Hale
1946	5-4	--	David Aaron	1988	3-8	2-4	Paul Brewster
1947	3-6-1	--	David Aaron	1989	1-10	1-5	Paul Brewster
1948	8-2	--	David Aaron	1990	0-11	0-6	John Palermo
1949	8-2	--	David Aaron	1991	5-6	3-4	Roy Gregory
1950	5-2-1	--	David Aaron	1992	3-8	2-6	Roy Gregory
1951	1-8-1	--	David Aaron	1993	1-10	0-8	Roy Gregory
1952	7-2-1	--	David Aaron	1994	4-7	3-5	Roy Gregory
1953	4-4	--	David Aaron	1995	3-8	2-6	Roy Gregory
1954	3-5-2	--	David Aaron	1996	1-10	1-7	Roy Gregory
1955	2-7-1	--	Ken Cooper	1997	0-10	--	Bill Schmitz
1956	5-6	--	Ken Cooper	1998	4-7	--	Bill Schmitz
1957	4-6	--	Ken Cooper	1999	3-8	--	Bill Schmitz
1958	3-7	--	Earl Gartman	2000	2-9	--	Bill Schmitz
1959	1-9	--	Earl Gartman	2001	3-7	--	Bill Schmitz
1960	2-8	--	Art Van Tone	2002	7-5	--	Bill Schmitz
1961	2-8	--	Art Van Tone	2003	4-7	--	Carroll McCray
1962	0-10	--	Art Van Tone	2004	2-9	--	Carroll McCray
1963	1-9	0-7	Bill Dupes	2005	2-9	--	Carroll McCray
1964	8-1-1	5-1-1	Bill Dupes	2006	3-8	--	Carroll McCray
1965	8-1	6-1	Bill Dupes	2007	7-4	5-3	Rick Christophel
1966	6-4	4-3	Bill Dupes	2008	2-9	2-6	Rick Christophel
1967	2-8	2-5	Bill Dupes	2009	4-7	3-5	Rick Christophel
1968	5-5	3-4	Bill Dupes	2010	2-9	1-7	Rick Christophel
1969	2-7-1	2-5	Bill Dupes	2011	3-8	2-6	Rick Christophel
1970	3-7	2-5	Bill Dupes	2012	2-9	1-7	Rick Christophel
1971	2-8	1-6	Bill Dupes	2013	0-12	0-8	Kirby Cannon

OVC Championships (1)

1977

NCAA FCS Playoff Appearances

none



Terrence Holt (2007-10) finished his career as the NCAA all-time leader (all divisions) in kickoff returns (191) and kickoff yards (4,683). He is also the only player with four 1,000+ yard kick return seasons.

ALL-TIME COACHES

Coach	Years	Overall Record	OVC Record	OVC Titles	Playoff Appearances
Scott Alden	1930-32	9-8-5 (.523)	-	-	-
Fred D. Brown	1936-41	19-33-1 (.368)	-	-	-
David B. Aaron	1946-54	44-35-6 (.553)	-	-	-
Ken Cooper	1955-57	11-19-1 (.371)	-	-	-
Earl Gartman	1958-59	4-16 (.200)	-	-	-
Art Van Tope	1960-62	4-26 (.133)	-	-	-
Bill Dupes	1963-72	40-58-2 (.410)	26-43-1 (.379)	0	-
Jack Bushofsky	1973-76	13-29-1 (.314)	8-19-1 (.304)	0	0
James "Boots" Donnelly	1977-78	14-7 (.667)	9-4 (.692)	1	0
Watson Brown	1979-80	14-8 (.634)	7-6 (.538)	0	0
Emory Hale	1981-87	33-42 (.440)	18-31 (.367)	0	0
Paul Brewster	1988-89	4-18 (.182)	3-9 (.250)	0	0
John Palermo	1990	0-11 (.000)	0-6 (.000)	0	0
Roy Gregory	1991-96	17-49 (.258)	11-36 (.234)	0	0
Bill Schmitz	1997-02	19-46 (.292)	-	-	-
Carroll McCray	2003-06	11-33 (.250)	-	-	-
Rick Christophel	2007-12	20-46 (.303)	14-36 (.280)	0	0
Kirby Cannon	2013-present	0-12 (.000)	0-8 (.000)	0	0



O'Brien Field (10,000) - Opened in 1970.



EASTERN ILLINOIS PANTHERS



Dr. William L. Perry
President



Tom Michael
Athletics Director



Rich Moser
Football Contact



Kim Dameron
Head Coach

2014 SCHEDULE

Aug. 28	at Minnesota	6:00 p.m.
	<i>First meeting</i>	
Sept. 6	Southern Illinois	6:00 p.m.
	<i>Southern Illinois leads 41-26-1; Last Meeting: EIU won 40-37 in 2OT (9/7/13)</i>	
Sept. 13	at Illinois State	12:00 p.m.
	<i>Illinois State leads 52-41-9; Last Meeting: EIU won 57-24 (9/14/13)</i>	
Sept. 20	Austin Peay*	1:30 p.m.
	<i>Eastern Illinois leads 11-3; Last Meeting: EIU won 63-7 (10/10/13)</i>	
Sept. 27	at Ohio	TBA
	<i>First meeting</i>	
Oct. 11	at Eastern Kentucky*	5:00 p.m.
	<i>Eastern Kentucky leads 12-9; Last Meeting: EIU won 42-7 (9/28/13)</i>	
Oct. 18	at Southeast Missouri*	1:00 p.m.
	<i>Eastern Illinois leads 15-6; Last Meeting: EIU won 55-33 (10/19/13)</i>	
Oct. 25	Tennessee State* (HC) (TV: ESPN3)	1:30 p.m.
	<i>Eastern Illinois leads 10-7; Last Meeting: EIU won 51-10 (12/7/13)</i>	
Nov. 1	at Tennessee Tech*	1:30 p.m.
	<i>Eastern Illinois leads 14-6; Last Meeting: EIU won 56-21 (11/2/13)</i>	
Nov. 8	Murray State*	12:00 p.m.
	<i>Eastern Illinois leads 16-13; Last Meeting: EIU won 37-17 (11/9/13)</i>	
Nov. 15	at Jacksonville State* (TV: ESPN3)	3:00 p.m.
	<i>Eastern Illinois leads 6-5; Last Meeting: EIU won 52-14 (11/16/13)</i>	
Nov. 22	UT Martin*	12:00 p.m.
	<i>Eastern Illinois leads 13-6; Last Meeting: EIU won 70-22 (11/23/13)</i>	

* Denotes Ohio Valley Conference Matchup

Home Games in Bold HC - Homecoming

All Times Central and Subject to Change

QUICK FACTS

Basic Information

Location:	Charleston, Ill.
Enrollment:	9,775
Founded:	1895
Nickname:	Panthers
Colors:	Blue, Grey and White
President:	Dr. William L. Perry
Athletic Director:	Tom Michael
Stadium (Capacity):	O'Brien Field (10,000)
Surface:	Matrix Turf

Media Relations

Football Contact:	Rich Moser
Office Phone:	(217) 581-7480
Cell Phone:	(217) 508-8317
Fax:	(217) 581-7001
Email:	rlmoser@eiu.edu
Web site:	www.EIUpanthers.com
Press Box Phone:	(217) 581-7770

Team Information

Offense:	Spread
Defense:	Multiple
Lettermen Returning/Lost:	43/19
Offensive Starters Returning:	7
Defensive Starters Returning:	6
Specialist Starters Returning:	2
2013 Record/OVC Record (Finish):	12-2-8/0 (1st)
Postseason:	1-1 (FCS Playoff Quarterfinals)

All-Time Record/OVC Record:	491-499-43 (.496)/91-48 (.655)
Joined OVC:	1996
OVC Championships (Last):	7 (2013)
NCAA FCS Playoff Appearances (Last):	15 (2013)

PRESEASON DEPTH CHART

OFFENSE

WR	85	Joe Powell	6-0	173	Sr.
	3	Anthony Taylor	6-0	191	So.
WR	88	Adam Drake	6-2	199	Sr.
	86	Stephen Bravo-Brown	6-1	175	Sr.
OT	75	Jimmy Lowery	6-4	282	So.
	73	Evan Kanz	6-5	320	So.
OG	56	Adolphus Barnes	6-4	270	Sr.
	70	Louis Vailopa	6-3	315	Fr.
C	68	Nick Borre	6-4	300	Jr.
	60	Charlie Athans	6-3	240	So.
OG	74	Collin Seibert	6-4	277	Sr.
	70	Louis Vailopa	6-3	315	Fr.
OT	65	Eric Lurhsen	6-5	242	Jr.
	73	Evan Kanz	6-5	320	So.
QB	8	Andrew Manley	6-3	225	Sr.
	2b	Jalen Whitlow	6-2	217	Jr.
RB	14	Taylor Duncan	6-3	224	Sr.
	21	Shepard Little	5-10	198	Jr.
TE	9	Jeff LePak	6-6	222	Sr.
	48	Ryan Meyer	6-4	214	So.
WR	4	Keiondre Gober	6-3	196	Jr.
	3	Anthony Taylor	6-0	191	So.

DEFENSE

DE	98	Fedney Delphonse	6-3	234	Jr.
	94	Timotheus Granger	6-2	230	Sr.
NG	97	Dino Fanti	6-1	273	Jr.
	92	Horace Arkadie	6-4	312	Jr.
DE	95	Laquesse Taylor	6-2	305	Sr.
	90	Dan Chism	6-2	260	So.
LB	50	Adam Gristick	5-10	227	Sr.
	55	Joe Campagna	6-0	220	Sr.
LB	30	Robert Haynes	6-0	234	Sr.
	51	Seth McDonald	6-1	210	So.
LB	32	Kamu Grugier-Hill	6-2	202	Jr.
	47	Brandon Mathews	6-2	215	Fr.
CB	49	Deonte Jackson	5-10	179	Sr.
	6b	Cedric Julius	5-10	157	So.
HUS	2	Jourdan Wickliffe	6-1	195	Jr.
	7	Bradley Dewberry	6-0	185	Fr.
HUS	43	Pono Choy	5-10	188	So.
	41	Vincent Speller	6-1	195	R-Fr.
HUS	38	DJ Bland	6-1	186	Sr.
	3b	Anthony Standifer	6-1	175	Jr.
CB	28	Antoine Johnson	5-10	175	Jr.
	13	Anthony Goodman	5-9	190	Jr.

SPECIAL TEAMS

PK	36	Taylor Kerr	6-1	181	Sr.
KO	36	Taylor Kerr	6-1	181	Sr.
P	69	Cody Edwards	6-3	195	R-Fr.
LS	54	AJ Hantak	6-4	200	R-Fr.
HO	88	Adam Drake	6-2	199	Sr.
KR	21	Shepard Little	5-10	198	Jr.
PR	21	Shepard Little	5-10	198	Jr.

Returning Starters in Bold

Key Losses

QB	Jimmy Garoppolo	<i>Walter Payton Award Winner; 5,050 yards, 53 TD's</i>
WR	Erik Lora	<i>All-American; 123 catches, 1,544 yds, 19 TD's</i>
OT	Dominic Pagliara	<i>All-American</i>
K	Cameron Berra	<i>7 FG's, 77 PAT's, 98 points</i>
DE	Pat Wertz	<i>1st Team All-OVC; 38 tackles, 10.5 TFL, 6.5 sacks</i>
FS	Nick Beard	<i>1st Team All-OVC; 48 tackles</i>

PLAYERS TO WATCH

COLLIN SEIBERT

Senior • Offensive Lineman
6-4 • 277 • Oswego, Ill.



Preseason All-OVC selection...Earned All-American honors from Sports Network, Phil Steele, Associated Press, College Sports Journal and College Sporting News following the 2013 season...Considered one of the top offensive lineman in the FCS...Has started at right guard for three straight years...A two-time first-team All-OVC selection...Helped anchor an offensive line that smashed numerous OVC records last season and produced the Walter Payton Award winner in QB Jimmy Garoppolo (5,050 passing yards, 53 touchdowns).

SHEPARD LITTLE

Junior • Running Back/RS
5-10 • 198 • Schaumburg, Ill.



Preseason All-OVC selection...Preseason Walter Payton Award Candidate...Led the OVC in rushing yards in 2013 (1,548) in earning first-team All-OVC honors...Set the EIU single-season record for yards per carry (7.2)...Scored 15 rushing touchdowns, two receiving touchdowns and two punt return touchdowns during his first season with the Panthers...Averaged 23.5 yards per punt return on 11 attempts in 2013...Little was named National Player of the Week on Nov. 18 after rushing for two touchdowns, catching a touchdown and throwing a touchdown all in the first quarter of EIU's win over No. 22 Jacksonville State.

TEAM NOTES

- Eastern Illinois became the first school in FCS history to have a 5,000-yard passer and 1,000-yard rusher in the same season as quarterback Jimmy Garoppolo passed for more than 5,000 yards and Shepard Little rushed for more than 1,500 yards.
- EIU advanced to the FCS playoffs for the second-straight season in 2013 and has now been to the FCS playoffs nine times since 2000. That total ranks fourth among all FCS schools. EIU will be looking to make a third-straight playoff appearance in 2014. EIU has previously made three straight FCS playoff appearances two other occasions (2000-02 and 2005-07).
- The Panthers return 16 overall starters from last year's 12-2 team including seven starters on offense and seven starters on defense. The Panthers have seven players on the preseason All-OVC team which leads all schools in the conference.
- The Panthers beat San Diego State in last year's season opener giving the program its fifth win over an FBS school. EIU has two FBS games on the schedule this season under first year head coach Kim Dameron – the season opener at Minnesota and Sept. 27 at Ohio.
- Eastern Illinois went 8-0 in the OVC in 2013 marking the third time the Panthers have gone through a conference season with an unblemished record. EIU was 8-0 in 2005 and 6-0 in 2001.

NUMERICAL ROSTER

No.	Name	Pos.	Ht.	Wt.	Yr.	Hometown (Last School)
1	Jeremy Joseph	QB	6-6	230	Fr.	Auburn, Ala. (Lee-Scott Academy)
2	Jourdan Wickliffe	DB	6-1	195	Sr.	Columbus, Ohio (St. Charles College Prep)
2b	Jalen Whitlow	QB	6-2	217	Jr.	Montgomery, Ala. (University of Kentucky)
3	Anthony Taylor	WR	6-0	191	R-So.	Wheaton, Ill. (Lombard Montini)
3b	Anthony Standifer	CB	6-1	175	R-Jr.	Crete, Ill. (University of Mississippi)
4	Keiondre Gober	WR	6-3	196	Jr.	Lubbock, Texas (Frenship)
4b	Pono Choy	DB	5-10	188	R-So.	Honolulu, Haw. (Kamehameha)
5	Joe Powell	WR	6-0	173	R-Sr.	Dallas, Texas (University of Oklahoma)
6	Tray Mitchell	WR	5-11	175	R-Fr.	Wentzville, Mo. (Holt)
6b	Cedric Julius	CB	5-10	175	So.	Rancho Cucamonga, Calif. (San Bernardino Valley Col.)
7	Bradley Dewberry	SAF	6-0	185	Fr.	McDonough, Ga. (Eagles Landing)
8	Andrew Manley	QB	6-3	225	R-Sr.	Waihawa, Haw. (New Mexico State University)
9	Jeff LePak	WR	6-6	222	R-Sr.	Belton, Texas (Baylor University)
9b	D.J. Bland	DB	6-1	186	R-Sr.	Chicago, Ill. (De La Salle Institute)
11	Ben Krol	QB	6-6	247	R-Jr.	Woodstock, Ill. (Marian Central Catholic)
12	DySaun Smith	DB	5-10	155	Fr.	Lake Cormorant, Miss. (Lake Cormorant)
13	Anthony Goodman	DB	5-9	190	Jr.	Lansing, Mich. (J.W. Sexton)
14	Taylor Duncan	RB	6-3	224	R-Sr.	Marshall, Ill. (Marshall)
15	Jared Pilson	QB	6-1	185	Fr.	Mattoon, Ill. (Mattoon)
16	Austin Green	QB	6-3	200	R-Fr.	Rochester, Ill. (Rochester)
19	JoWahn Brown	ATH	6-3	195	Fr.	Chicago, Ill. (Thornton Township)
20	Al Woodson	RB	5-8	195	R-Sr.	Pompano Beach, Fla. (Northeast)
21	Shepard Little	RB	5-10	198	R-Jr.	Schaumburg, Ill. (Schaumburg)
22	Jimmy Lera	RB	5-8	180	R-Sr.	Lake Park, Fla. (Palm Beach Gardens)
23	Wil Vails	SAF	6-1	180	Fr.	St. Louis, Mo. (De Smet Jesuit)
24	Jonathan Draper	SAF	6-1	185	Fr.	Crete, Ill. (Crete-Monee)
25	Reggie Box	DB	6-0	175	R-Jr.	Glen Carbon, Ill. (Edwardsville)
26	Trey Pendergrass	WR	5-6	155	R-Jr.	Royal Palm Beach, Fla. (Jupiter Christian)
27	Deonte Jackson	DB	5-10	179	R-Sr.	Olympia Fields, Ill. (Harper College)
28	Antoine Johnson	CB	5-10	175	R-Jr.	Greenbelt, Md. (Nassau CC)
29	Elven Walker	CB	5-10	170	R-So.	Wheaton, Ill. (Glenbard South)
30	Robert Haynes	LB	6-0	234	Sr.	Punta Gorda, Fla. (Charlotte)
31	Malcolm Miller	DB	6-1	195	R-Fr.	Park Forest, Ill. (Winona State University)
32	Kamu Grugier-Hill	SAF	6-2	202	Jr.	Honolulu, Haw. (Kamehameha)
34	Brandon Ross	DB	5-11	177	R-Jr.	St. Louis, Mo. (Lutheran North)
35	John Wurm	LB	6-1	222	R-Sr.	Dublin, Ohio (Coffman)
36	Taylor Kerr	K/P	6-1	182	Sr.	Indianapolis, Ind. (Pike)
37	Malik Harrison	ATH	6-1	185	R-Fr.	Springfield, Ill. (Springfield)
39	Mike Gunter	SAF	6-3	225	R-Jr.	Springfield, Ill. (Rochester)
40	Brian Jennings	RB	5-10	180	So.	Decatur, Ill. (Decatur MacArthur)
41	Vincent Speller	SAF	6-1	195	R-Fr.	Chicago, Ill. (Chicago Mt. Carmel)
42	Marcus Banks	LB	5-10	200	R-Fr.	Chicago, Ill. (Chicago Mt. Carmel)
44	Andre Hodge	DL	6-0	255	R-Jr.	Keyport, N.J. (Matawan Regional)
46	Darnell Lee	WR	6-0	175	R-Jr.	Oak Park, Ill. (College of DuPage)
47	Brandon Matthews	LB	6-2	215	Fr.	Edgard, La. (West St. John)
50	Adam Gristick	LB	5-10	227	R-Sr.	Allentown, Pa. (Parkland)
51	Seth McDonald	LB	6-1	210	So.	Sandwich, Ill. (Sandwich)
52	Jake McNair	LB	6-1	212	R-So.	Louisville, Ky. (duPont Manual)
53	Tony Bradford	LB	6-0	225	Fr.	Suwanee, Ga. (North Gwinnett)
54	AJ Hantak	LS	6-4	200	R-Fr.	Fenton, Mo. (Rockwood Summit)
55	Joe Campagna	LB	6-0	220	R-Sr.	Chicago, Ill. (Ferris State University)
56	Adolphus Barnes	OL	6-4	270	Sr.	St. Petersburg, Fla. (Merced College)
57	Jared Hauer	OL	6-1	270	R-Jr.	Andalusia, Ill. (Harper College)
58	Thomas Coronado	DE	6-5	240	Jr.	Fresno, Calif. (Fresno City College)
59	Hector Trevino	DL	6-3	285	Jr.	Chicago, Ill. (San Francisco CC)
60	Charlie Athans	OL	6-3	240	R-So.	Manhattan, Ill. (Lincoln-Way Central)
61	Cody Meyer	K	5-10	175	R-Sr.	Oakland, Ill. (McKendree University)
62	DeShawn Wilbern	OL	6-0	278	R-Jr.	Wadsworth, Ill. (Wisconsin Lutheran College)
63	Leon Riley	DL	6-2	235	R-Jr.	Rantoul, Ill. (Rantoul)
64	Ben Jones	OL	6-6	255	Fr.	Ocala, Fla. (Bellevue)
65	Eric Luhrsen	DL	6-5	242	R-Jr.	Wheaton, Ill. (Wheaton-Warrenville South)
67	Austin Askin	OL	6-7	270	Fr.	Louisville, Ky. (Saint Xavier)
68	Nick Borre	OL	6-4	300	R-Jr.	Bloomington, Ill. (Lake Park)
69	Cody Edwards	P	6-3	195	R-Fr.	High Ridge, Mo. (Rockwood Summit)
70	Louis Vailopa	OL	6-3	315	Fr.	Honolulu, Haw. (Saint Louis)
72	Kevin Pickett	OL	6-4	275	Fr.	Cincinnati, Ohio (Elder)
73	Evan Kanz	OL	6-5	320	R-So.	Luxemburg, Wis. (Luxemburg-Casco)
74	Collin Seibert	OL	6-4	277	R-Sr.	Oswego, Ill. (Oswego)
75	Jimmy Lowery	OL	6-4	282	R-So.	Burr Ridge, Ill. (Lombard Montini)
78	Kurtis Brummerstedt	OL	6-7	315	R-Fr.	Yorkville, Ill. (Yorkville)
80	Nico Shepherd	WR	6-2	216	R-So.	Ft. Lauderdale, Fla. (Florida International)
81	Aaron Gooch	WR	5-9	165	Fr.	Flossmoor, Ill. (Homewood-Flossmoor)
84	Jack Kwiatkowski	WR	6-3	185	Fr.	Oswego, Ill. (Truman State University)
86	Stephen Bravo-Brown	WR	6-1	175	Sr.	Ft. Lauderdale, Fla. (University of South Florida)
87	Matt Christensen	WR	6-3	175	R-Fr.	Racine, Wis. (Wilmot Union)
88	Adam Drake	WR	6-2	199	R-Sr.	Charleston, Ill. (Charleston)
89	Addison Bounds	TE	6-4	195	R-Fr.	Fairbury, Ill. (Prairie Central)
90	Daniel Chism	DL	6-2	260	So.	Warrenville, Ill. (Wheaton-Warrenville South)
91	Taylon Shepard	DT	6-0	260	Fr.	Brenham, Texas (Brenham)
92	Horace Arkadie	DT	6-4	312	R-Jr.	Irving, Texas (University of Arkansas)
93	Timothy Wilkerson	DE	6-3	220	Fr.	Katy, Texas (Katy)
94	Timotheus Granger	DE	6-2	230	Sr.	West Palm Beach, Fla. (Suncoast)
95	Laquesse Taylor	DT	6-2	305	Sr.	Fresno, Calif. (College of the Sequoias)
96	Dante' Bland	DL	6-2	260	Fr.	Clayton, Ohio (Northmont)
97	Dino Fanti	DT	6-1	273	R-Jr.	Venice, Fla. (Venice)
98	Fedney Delphonse	DE	6-3	234	R-Jr.	Naples, Fla. (Golden Gate)

ALPHABETICAL ROSTER

No.	Name	Pos.	Yr.
92	Horace Arkadie	DT	R-Jr.
67	Austin Askin	OL	Fr.
60	Charlie Athans	OL	R-So.
42	Marcus Banks	LB	R-Fr.
56	Adolphus Barnes	OL	Sr.
9b	DJ Bland	DB	R-Sr.
96	Dante' Bland	DL	Fr.
68	Nick Borre	OL	R-Jr.
89	Addison Bounds	TE	R-Fr.
25	Reggie Box	DB	R-Jr.
53	Tony Bradford	LB	Fr.
86	Stephen Bravo-Brown	WR	Sr.
19	JoWahn Brown	ATH	Fr.
78	Kurtis Brummerstedt	OL	R-Fr.
55	Joe Campagna	LB	R-Sr.
90	Daniel Chism	DL	So.
4b	Pono Choy	DB	R-So.
87	Matt Christensen	WR	R-Fr.
58	Thomas Coronado	DE	Jr.
98	Fedney Delphonse	DE	R-Jr.
7	Bradley Dewberry	S	Fr.
88	Adam Drake	WR	R-Sr.
24	Jonathan Draper	S	Fr.
14	Taylor Duncan	RB	R-Sr.
69	Cody Edwards	P	R-Fr.
97	Dino Fanti	DT	R-Jr.
4	Keiondre Gober	WR	Jr.
81	Aaron Gooch	WR	Fr.
13	Anthony Goodman	DB	Jr.
94	Timotheus Granger	DE	Sr.
16	Austin Green	QB	R-Fr.
50	Adam Gristick	LB	R-Sr.
32	Kamu Grugier-Hill	SAF	Jr.
39	Mike Gunter	S	R-Jr.
54	AJ Hantak	LS	R-Fr.
37	Malik Harrison	ATH	R-Fr.
57	Jared Hauer	OI	R-Jr.
30	Robert Haynes	LB	Sr.
44	Andre Hodge	DL	R-Jr.
27	Deonte Jackson	DB	R-Sr.
40	Brian Jennings	RB	So.
28	Antoine Johnson	CB	R-Jr.
64	Ben Jones	OL	Fr.
1	Jeremy Joseph	QB	Fr.
6b	Cedric Julius	CB	So.
73	Evan Kanz	OI	R-So.
36	Taylor Kerr	K/P	Sr.
11	Ben Krol	QB	R-Jr.
84	Jack Kwiatkowski	WR	Fr.
46	Darnell Lee	WR	R-Jr.
9	Jeff LePak	WR	R-Sr.
22	Jimmy Lera	RB	R-Sr.
21	Shepard Little	RB	R-Jr.
75	Jimmy Lowery	OL	R-So.
65	Eric Luhrsen	DL	R-Jr.
8	Andrew Manley	QB	R-Sr.
47	Brandon Matthews	LB	Fr.
51	Seth McDonald	LB	So.
52	Jake McNair	LB	R-So.
61	Cody Meyer	K	R-Sr.
31	Malcolm Miller	DB	R-Fr.
6	Tray Mitchell	WR	R-Fr.
26	Teddy Pendergrass	WR	R-Jr.
72	Kevin Pickett	OL	Fr.
15	Jared Pilson	QB	Fr.
5	Joe Powell	WR	R-Sr.
63	Leon Riley	DL	R-Jr.
34	Brandon Ross	DB	R-Jr.
74	Collin Seibert	OI	R-Sr.
91	Taylor Shepard	DT	Fr.
80	Nico Shepherd	WR	R-So.
12	DySaun Smith	DB	Fr.
41	Vincent Speller	S	R-Fr.
3b	Anthony Standifer	CB	R-Jr.
3	Anthony Taylor	WR	R-So.
95	Laquesse Taylor	DT	Sr.
59	Hector Trevino	DL	Jr.
70	Louis Vailopa	OL	Fr.
23	Wil Vails	S	Fr.
29	Elven Walker	CB	R-So.
2	Jourdan Wickliffe	DB	Sr.
62	DeShawn Wilbern	OL	R-Jr.
93	Timothy Wilkerson	DE	Fr.
2b	Jalen Whitlow	QB	Jr.
20	Al Woodson	RB	R-Sr.
35	John Wurm	LB	R-Sr.



Kim Dameron was named the 24th head coach in EIU football history on January 10, 2014. Dameron, who was most recently the defensive coordinator at Louisiana Tech, served as an assistant coach at Eastern Illinois under Hall of Fame coach Bob Spoo in 2000.

KIM DAMERON

HEAD COACH

1ST SEASON

0-0 CAREER RECORD

Birthdate: November 7, 1960
Hometown: Rogers, Ark.
College: Arkansas, 1983 (Physical Education)
Family: Wife - Debbie
 Children - Krystle

Career Record

Year	School	Overall	Conf. (Finish)
First season			

CAREER HIGHLIGHTS

- Was named the 24th head coach in Eastern Illinois football history on January 10, 2014. Dameron had previously been the defensive coordinator at Eastern Illinois during the 2000 season under Hall of Fame coach Bob Spoo.
- In his prior season at Eastern Illinois, helped transform a defense for a team that was 2-10 the previous season and turned them into an 8-4 squad who would make an FCS playoff appearance.
- Prior to taking over as head coach at EIU, Dameron spent the 2013 season as the defensive coordinator at FBS Louisiana Tech. The Bulldogs finished the season ranked 69th nationally in total defense after ranking 120th nationally prior to his arrival.
- Dameron has also been on the coaching staffs at Cornell, Mississippi, Louisiana Monroe, Stephen F. Austin, Cincinnati, Murray State, UNLV, Missouri State and Arkansas as well as a coach with the Toronto Argonauts of the Canadian Football League.
- Began his coaching career as a graduate assistant under Lou Holtz at Arkansas (1983).
- Made at least one playoff appearance in each of his coaching stops at FCS programs Eastern Illinois (2000), Murray State (1993-95) and Missouri State (1986-91).
- Played wide receiver and defensive back at Arkansas (1979-82). During his time with the program Dameron played in four bowl games including the 1979 Sugar Bowl, the 1980 Hall of Fame Classic Bowl, the 1981 Gator Bowl and the 1982 Bluebonnet Bowl.

ASSISTANT COACHES

Offensive Coordinator:.....Greg Stevens
 Alma Mater: Eastern Oregon, 1992 (1st season)

Defensive Coordinator:.....Kane Wommack
 Alma Mater: Southern Miss, 2009 (1st season)

Asst. Head Coach/Offensive Line:Mike Markuson
 Alma Mater: Hamline, 1993 (1st season)

Special Teams/Defensive Backs:Tony Gilbert
 Alma Mater: Missouri State, 1989 (1st season)

Running Backs:Danny Nutt
 Alma Mater: Arkansas, 1985 (1st season)

Tight Ends:Micah Lewis
 Alma Mater: Chadron State, 2008 (1st season)

Wide Receivers:T.D. Woods
 Alma Mater: Tennessee, 1996 (1st season)

Defensive Line:Dennis 'Dirt' Winston
 Alma Mater: Arkansas, 1989 (1st season)

Linebackers:Michael Hodges
 Alma Mater: Texas A&M, 2010 (1st season)

Safeties:James Truxillo
 Alma Mater: Louisiana Monroe, 2009 (1st season)

Operations:Lucas Stortzum
 Alma Mater: Eastern Illinois, 2010 (1st season)

2013 TEAM STATISTICS

	<u>EIU</u>	<u>Opponent</u>				
SCORING	675	319				
Points Per Game	48.2	22.8				
FIRST DOWNS	395	276				
Rushing	153	123				
Passing	213	127				
Penalty	29	26				
RUSHING YARDAGE	3040	2381				
Yards Gained Rushing	3281	2798				
Yards Lost Rushing	241	417				
Rushing Attempts	611	565				
Average Per Rush	5.0	4.2				
Average Per Game	217.1	170.1				
TDs Rushing	35	17				
PASSING YARDAGE	5213	2857				
Comp-Att-Int	395-608-10	271-502-14				
Average Per Pass	8.6	5.7				
Average Per Catch	13.2	10.5				
Average Per Game	372.4	204.1				
TDs Passing	55	21				
TOTAL OFFENSE	8253	5238				
Total Plays	1219	1067				
Average Per Play	6.8	4.9				
Average Per Game	589.5	374.1				
TIME OF POSSESSION/GAME	27:49	32:10				
3RD DOWN CONVERSIONS	102/230	77/231				
3rd-Down Pct.	44%	33%				
4TH DOWN CONVERSIONS	28/46	14/36				
4th-Down Pct.	61%	39%				
RED-ZONE SCORES	59-69 (86%)	43-58 (74%)				
RED-ZONE TOUCHDOWNS	52-69 (75%)	32-58 (55%)				
PAT-ATTEMPTS	78-91 (86%)	35-38 (92%)				
ATTENDANCE	56,086	110,555				
Games/Avg. Per Game	7/8,012	7/15,794				
Neutral Site Games	-	0/0				
<u>SCORE BY QUARTERS</u>	<u>1st</u>	<u>2nd</u>	<u>3rd</u>	<u>4th</u>	<u>OT</u>	<u>Total</u>
Eastern Illinois	257	171	125	112	10	675
Opponents	38	95	77	102	7	319

2013 INDIVIDUAL STATISTICS

RUSHING						
<u>Player</u>	<u>G</u>	<u>Att.</u>	<u>Yds.</u>	<u>Avg.</u>	<u>TD</u>	<u>Yds./G</u>
Shepard Little	14	216	1548	7.2	15	110.6
Taylor Duncan	12	217	988	4.6	10	82.3
Jimmy Lera	12	64	369	5.8	4	30.8
Jimmy Garoppolo	14	70	62	0.9	4	4.4
PASSING						
<u>Player</u>	<u>G</u>	<u>Comp.-Att.</u>	<u>Pct.</u>	<u>Yds.</u>	<u>TD/Int.</u>	<u>Avg.</u>
Jimmy Garoppolo	14	375-568	66.0	5050	53/9	360.7
Ben Krol	8	16-27	59.3	140	0/0	17.5
Andrew Manley	6	2-7	28.6	8	0/1	1.3
RECEIVING						
<u>Player</u>	<u>G</u>	<u>No.</u>	<u>Yds.</u>	<u>Avg.</u>	<u>TD</u>	<u>Yds./G</u>
Erik Lora	13	123	1544	12.6	19	118.8
Adam Drake	14	85	1305	15.4	13	93.2
Jeff LePak	14	51	723	14.2	8	51.6
Keiondre Gober	11	48	894	18.6	9	81.3
Taylor Duncan	12	31	243	7.8	0	20.2
SCORING						
<u>Player</u>	<u>G</u>	<u>TD</u>	<u>Xpt.</u>	<u>FG</u>	<u>Pts.</u>	<u>Pts./G</u>
Erik Lora	13	20	-	-	124	9.5
Shepard Little	14	19	-	-	114	8.1
Cameron Berra	14	-	77-89	7-17	98	7.0
Adam Drake	14	13	-	-	78	5.6
Taylor Duncan	12	10	-	-	60	5.0
TACKLES						
<u>Player</u>	<u>G</u>	<u>Solo</u>	<u>Asst.</u>	<u>Total</u>	<u>TFL</u>	<u>Sacks</u>
Jourdan Wickliffe	14	50	41	91	3.0	0
Robert Haynes	14	45	34	79	6.5	2.0
Pete Houlihan	14	53	15	68	0.5	0
Adam Gristick	14	39	25	64	7.0	1.5
Antonio Taylor	14	33	23	56	7.5	1.0
INTERCEPTIONS						
<u>Player</u>	<u>G</u>	<u>No.</u>	<u>Yds.</u>	<u>Avg.</u>	<u>TD</u>	<u>PBU</u>
Jourdan Wickliffe		3	4	1.3	0	8
Alex McNulty		3	88	29.3	0	7

Returning Players in Bold

2013 SCHEDULE AND RESULTS

<u>Date</u>	<u>Opponent</u>	<u>Result</u>	<u>Attendance</u>
8/31	at San Diego State	W, 40-19	42,978
9/7	at Southern Illinois	W, 40-37 (2OT)	10,038
9/14	#16 Illinois State	W, 57-24	10,741
9/21	at Northern Illinois	L, 43-39	23,595
9/28	Eastern Kentucky*	W, 42-7	11,469
10/10	at Austin Peay*	W, 63-7	5,501
10/19	Southeast Missouri*	W, 55-33	11,569
10/26	at #21 Tennessee State*	W, 34-16	22,157
11/2	Tennessee Tech*	W, 56-21	6,939
11/9	at Murray State*	W, 37-17	3,119
11/16	#22 Jacksonville State*	W, 52-14	6,693
11/23	at UT Martin*	W, 70-22	3,167
12/7	#17 Tennessee State #	W, 51-10	4,825
12/13	#4 Towson #	L, 49-39	3,850

* - Ohio Valley Conference Contest # - NCAA FCS Playoff Game
Home Games in Bold



TEAM RECORDS

INDIVIDUAL RUSHING

Most Attempts

Game: 48 - Willie High vs. Northern Iowa (1993)
Season: 314 - Willie High (1995)
Career: 930 - Poke Cobb (1976-79)

Most Yards

Game: 308 - J.R. Taylor vs. Florida Atlantic (2002)
Season: 1,609 - Poke Cobb (1979)
Career: 5,042 - Poke Cobb (1976-79)

INDIVIDUAL PASSING

Most Attempts

Game: 61 - Jimmy Garoppolo vs. Illinois St. (2012)
Season: 568 - Jimmy Garoppolo (2013)
Career: 1,668 - Jimmy Garoppolo (2010-13)

Most Completions

Game: 40 - Sean Payton vs. Saginaw Valley (1985)
Season: 375 - Jimmy Garoppolo (2013)
Career: 1,047 - Jimmy Garoppolo (2010-13)

Most Yards

Game: 509 - Sean Payton vs. Saginaw Valley (1985)
Season: 5,050 - Jimmy Garoppolo (2013)
Career: 13,156 - Jimmy Garoppolo (2010-13)

INDIVIDUAL RECEIVING

Most Receptions

Game: 21 - Erik Lora vs. Murray State (2012)
Season: 136 - Erik Lora (2012) (*NCAA Record*)
Career: 332 - Erik Lora (2009-10, 12-13)

Most Receiving Yards

Game: 269 - Erik Lora vs. Murray State (2012)
Season: 1,664 - Erik Lora (2012)
Career: 4,006 - Erik Lora (2009-10, 12-13)



Former Panther quarterback Sean Payton (who still holds numerous EIU passing records) led the New Orleans Saints to the Super Bowl XLIV title in Feb. 2010.

YEAR-BY-YEAR RESULTS

YEAR	ALL	OVC	COACH	YEAR	ALL	OVC	COACH
1899	0-2	--	Otis Caldwell	1957	0-8	--	Ralph Kohl
1900	3-3	--	Otis Caldwell	1958	2-6	--	Ralph Kohl
1901	6-0-3	--	Otis Caldwell	1959	2-6-1	--	Ralph Kohl
1902	2-4	--	T. Smallwood	1960	2-7	--	Ralph Kohl
1903	5-2-2	--	Thomas Briggs	1961	4-3-1	--	Ralph Kohl
1904	6-1-1	--	Joseph Brown	1962	1-7	--	Ralph Kohl
1905	1-6-1	--	Joseph Brown	1963	2-7	--	Ralph Kohl
1906	2-1-1	--	Joseph Brown	1964	3-6	--	Ralph Kohl
1907	3-1-3	--	Joseph Brown	1965	3-5	--	Clyde Biggers
1908	6-2-1	--	Joseph Brown	1966	1-6-1	--	Clyde Biggers
1909	0-3	--	Joseph Brown	1967	2-6-1	--	Clyde Biggers
1910	2-3-1	--	Harold Railsback	1968	4-5	--	Clyde Biggers
1911	4-2	--	Charles Lantz	1969	2-7	--	Clyde Biggers
1912	6-1	--	Charles Lantz	1970	2-8	--	Clyde Biggers
1913	6-2	--	Charles Lantz	1971	4-6	--	Clyde Biggers
1914	8-0-1	--	Charles Lantz	1972	1-9	--	Jack Dean
1915	2-2-1	--	Charles Lantz	1973	2-9	--	Jack Dean
1916	4-3	--	Charles Lantz	1974	3-6-1	--	Jack Dean
1917	4-1-1	--	Charles Lantz	1975	3-5-2	--	J. Konstantinos
1918	No games played			1976	5-6	--	J. Konstantinos
1919	3-5-1	--	Charles Lantz	1977	1-10	--	J. Konstantinos
1920	2-3-0	--	Charles Lantz	1978	12-2	--	Darrell Mudra
1921	2-5-1	--	Charles Lantz	1979	7-4	--	Darrell Mudra
1922	4-0-2	--	Charles Lantz	1980	11-3	--	Darrell Mudra
1923	4-2-2	--	Charles Lantz	1981	6-5	--	Darrell Mudra
1924	6-2	--	Charles Lantz	1982	11-1-1	--	Darrell Mudra
1925	4-3-1	--	Charles Lantz	1983	9-3	--	Al Molde
1926	3-5-1	--	Charles Lantz	1984	6-5	--	Al Molde
1927	5-2	--	Charles Lantz	1985	6-5	--	Al Molde
1928	7-0-1	--	Charles Lantz	1986	11-2	--	Al Molde
1929	6-1	--	Charles Lantz	1987	5-6	--	Bob Spoo
1930	6-1-1	--	Charles Lantz	1988	5-6	--	Bob Spoo
1931	3-4	--	Charles Lantz	1989	9-4	--	Bob Spoo
1932	1-7	--	Charles Lantz	1990	5-6	--	Bob Spoo
1933	1-8	--	Charles Lantz	1991	4-7	--	Bob Spoo
1934	3-4	--	Charles Lantz	1992	5-6	--	Bob Spoo
1935	1-7	--	Winfield Angus	1993	3-7-1	--	Bob Spoo
1936	4-4	--	Gilbert Carson	1994	6-5	--	Bob Spoo
1937	3-4-1	--	Gilbert Carson	1995	10-2	--	Bob Spoo
1938	5-3	--	Harold Ave	1996	8-4	6-2	Bob Spoo
1939	4-3-1	--	Gilbert Carson	1997	8-3	5-2	Bob Spoo
1940	6-1-1	--	Gilbert Carson	1998	6-5	4-3	Bob Spoo
1941	0-7	--	Gilbert Carson	1999	2-10	2-5	Bob Spoo
1942	1-6	--	Clayton Miller	2000	8-4	6-1	Bob Spoo
1943	No games played			2001	9-2	6-0	Bob Spoo
1944	1-3	--	Charles Lantz	2002	8-4	5-1	Bob Spoo
1945	2-3-2	--	James Goff	2003	4-8	3-5	Bob Spoo
1946	2-6	--	Maynard O'Brien	2004	5-6	4-4	Bob Spoo
1947	2-6	--	Maynard O'Brien	2005	9-3	8-0	Bob Spoo
1948	7-3	--	Maynard O'Brien	2006	8-5	7-1	Mark Hutson (Acting)
1949	3-5	--	Maynard O'Brien	2007	8-4	7-1	Bob Spoo
1950	5-3	--	Maynard O'Brien	2008	5-7	3-5	Bob Spoo
1951	4-2-2	--	Rex Darling	2009	8-4	6-2	Bob Spoo
1952	2-7	--	Maynard O'Brien	2010	2-9	2-6	Bob Spoo
1953	1-8	--	Maynard O'Brien	2011	2-9	1-7	Bob Spoo
1954	2-6-1	--	Maynard O'Brien	2012	7-5	6-1	Dino Babers
1955	3-6	--	Maynard O'Brien	2013	12-2	8-0	Dino Babers
1956	2-7	--	Keith Smith				

OVC Championships (7)

2001, 2002*, 2005, 2006*, 2009, 2012, 2013

* Co Champions

NCAA FCS Playoff Appearances (15)

1982, 1983, 1986, 1989, 1995, 1996, 2000, 2001, 2002, 2005, 2006, 2007, 2009, 2012, 2013

ALL-TIME COACHES

Coach	Years	Overall Record	OVC Record	OVC Titles	Playoff Appearances
Otis Caldwell	1899-01	9-5-3 (.618)	-	-	-
Thornton Smallwood	1902	2-4 (.333)	-	-	-
Thomas Briggs	1903	5-2-2 (.666)	-	-	-
Joseph Brown	1904-09	18-14-7 (.551)	-	-	-
Harold Railsback	1910	2-3-1 (.420)	-	-	-
Charles Lantz	1911-34, 44	96-65-13 (.589)	-	-	-
Winfield Angus	1935	1-7 (.125)	-	-	-
Gilbert Carson	1936-37, 39-41	17-19-3 (.474)	-	-	-
Harold Ave	1938	5-3 (.625)	-	-	-
Clayton Miller	1942	1-6 (.143)	-	-	-
James Goff	1945	2-3-2 (.429)	-	-	-
Maynard O'Brien	1946-50, 52-55	27-50-1 (.353)	-	-	-
Rex Darling	1951	4-2-2 (.625)	-	-	-
Keith Smith	1956	2-7 (.222)	-	-	-
Ralph Kohl	1957-64	17-49-2 (.265)	-	-	-
Clyde Biggers	1965-71	18-43-2 (.302)	-	-	-
Jack Dean	1972-74	6-24-1 (.210)	-	-	-
John Konstantinos	1975-77	9-21-2 (.313)	-	-	-
Darrell Mudra	1978-82	47-15-1 (.754)	-	-	3
Al Molde	1983-86	32-15 (.681)	-	-	2
Bob Spoo	1987-05, 07-11	144-131-1 (.524)	68-44 (.607)	4	9
Mark Hutson (Acting HC)	2006	8-5 (.615)	7-1 (.875)	1	1
Dino Babers	2012-13	19-7 (.731)	14-1 (.933)	2	2



Roy Kidd Stadium (20,000) - Opened in 1969.



EASTERN KENTUCKY COLONELS



Dr. Michael T. Benson
President



Mark Sandy
Athletics Director



Michael Clark
Football Contact



Dean Hood
Head Coach

2014 SCHEDULE

Aug. 28	at Robert Morris	6:00 p.m.
<i>Eastern Kentucky leads 1-0; Last Meeting: EKU won 38-6 (8/29/13)</i>		
Sept. 6	at Miami (Ohio) (TV: ESPN3)	2:30 p.m.
<i>Miami (Ohio) leads 2-0; Last Meeting: Miami (Ohio) won 33-7 (9/28/35)</i>		
Sept. 13	Morehead State	5:00 p.m.
<i>Eastern Ky. leads 51-16-4; Last Meeting: EKU won 56-24 (9/21/13)</i>		
Sept. 20	at UT Martin* (TV: ESPN3)	12:00 p.m.
<i>Eastern Kentucky leads 22-2; Last Meeting: UTM won 16-7 (11/16/13)</i>		
Oct. 4	at Austin Peay*	6:00 p.m.
<i>Eastern Kentucky leads 41-5; Last Meeting: EKU won 38-3 (10/5/13)</i>		
Oct. 11	Eastern Illinois*	5:00 p.m.
<i>Eastern Kentucky leads 12-9; Last Meeting: EIU won 42-7 (9/28/13)</i>		
Oct. 18	at Tennessee Tech*	7:00 p.m.
<i>Eastern Kentucky leads 52-18; Last Meeting: EKU won 24-10 (10/19/13)</i>		
Oct. 25	Southeast Missouri* (HC)	2:00 p.m.
<i>Eastern Kentucky leads 21-3; Last Meeting: EKU won 31-7 (10/26/13)</i>		
Nov. 1	at Tennessee State*	2:00 p.m.
<i>Eastern Kentucky leads 21-5; Last Meeting: EKU won 44-0 (11/2/13)</i>		
Nov. 8	Jacksonville State*	12:00 p.m.
<i>Eastern Kentucky leads 6-5; Last Meeting: JSU won 68-10 (11/9/13)</i>		
Nov. 15	Murray State*	12:00 p.m.
<i>Eastern Ky. leads 43-26-4; Last Meeting: MSU won 34-27 in OT (11/23/13)</i>		
Nov. 22	at Florida	TBA
<i>First meeting</i>		

* Denotes Ohio Valley Conference Matchup

Home Games in Bold HC - Homecoming

All Times Central and Subject to Change

QUICK FACTS

Basic Information

Location:	Richmond, Ky.
Enrollment:	16,111
Founded:	1906
Nickname:	Colonels
Colors:	Maroon and White
President:	Dr. Michael T. Benson
Athletic Director:	Mark Sandy
Stadium (Capacity):	Roy Kidd Stadium (20,000)
Surface:	Synthetic

Media Relations

Football Contact:	Michael Clark
Office Phone:	(859) 622-6170
Cell Phone:	(859) 358-8360
Fax:	(859) 622-5108
Email:	michael.clark@eku.edu
Web site:	www.EKUSports.com
Press Box Phone:	(859) 622-2226

Team Information

Offense:	Pro Style
Defense:	4-3
Lettermen Returning/Lost:	45/17
Offensive Starters Returning:	6
Defensive Starters Returning:	6
Specialist Starters Returning:	2
2013 Record/OVC Record (Finish):	6-6/4-4 (5th/tie)
Postseason:	none

All-Time Record/OVC Record: 573-358-38 (.611)/316-124-7 (.715)

Joined OVC: 1948

OVC Championships (Last): 21 (2011)

NCAA FCS Playoff Appearances (Last): 20 (2011)

PRESEASON DEPTH CHART

OFFENSE

WR	18	Jeff Glover	6-4	200	Jr.
	6	Joel Brown	6-1	195	Jr.
OT	75	Brett Eyckmans	6-4	290	Jr.
	50	Justin Adekoya	6-5	285	So.
OG	62	Ryan Garretson	6-4	323	So.
	77	Jason Smith	6-4	285	R-Fr.
C	74	Dustin Crane	6-2	302	Sr.
	57	Colton Scurry	6-2	285	So.
OG	68	Trey Shelton	6-4	300	Jr.
	66	Chance Edwards	6-5	339	R-Fr.
OT	71	Josh Minor	6-4	285	Jr.
	61	Landon Rasnick	6-4	282	So.
QB	12	Jared McClain	6-0	193	Sr.
	15	Barton Mann	6-3	221	R-Fr.
RB	7	Dy'Shawn Mobley	5-11	215	Jr.
	20	JJ Jude	5-9	200	So.
HB	28	Channing Fugate	6-2	245	R-Sr.
	21	Caleb Watkins	6-0	220	Sr.
TE	10	Matt Lengel	6-7	270	R-Sr.
	86	Tyler Malone	6-4	260	R-Fr.
WR	88	Devin Borders	6-5	203	So.
	84	Tranard Chester	6-3	178	R-Fr.

DEFENSE

DE	58	Daryl Taylor	6-3	230	So.
	43	LaJuan Smith	6-2	220	So.
DT	65	Avery Pitt	6-3	290	So.
	40	Patrick Graffree	6-4	295	So.
DT	70	Bryce Krebs	6-1	301	Jr.
	94	Caleb Coulliette	6-1	284	R-Sr.
DE	5	Floyd Coffey	6-2	250	Jr.
	51	Marquise Piton	6-2	220	Jr.
LB	24	Trey Thomas	5-11	222	Jr.
	25	Chris Owens	6-1	215	Sr.
LB	45	Tyrelle Johnson	6-0	220	Sr.
	47	Chris Kelly	5-11	220	Jr.
LB	48	Khiry Maddox	6-1	225	Sr.
	53	Jeffrey Canady	5-11	225	R-Fr.
CB	13	Kiante Northington	5-9	185	So.
	80	Ja'Tyuan Landing	5-10	181	Sr.
FS	34	Brandon Stanley	6-2	205	Sr.
	37	Wayne Mathews	6-0	220	Jr.
SS	29	Theron Norman	6-3	211	Sr.
	31	Tyrell Curry	5-9	195	Jr.
CB	27	Stanley Absanon	5-11	185	Jr.
	8	Johnny Joseph	5-8	171	Jr.

SPECIAL TEAMS

PK	89	Andrew Lloyd	5-11	190	Sr.
P	19	Keith Wrzuszczak	5-10	193	Fr.
LS	46	Taylor Speaks	6-0	205	Jr.
HO	19	Keith Wrzuszczak	5-10	193	Fr.
KR	27	Stanley Absanon	5-11	185	Jr.
	13	Kiante Northington	5-9	185	So.
PR	27	Stanley Absanon	5-11	185	Jr.

Returning Starters in Bold

Key Losses

P	Jordan Berry	43.3 yards/punt, Long of 77, 28 inside 20-yd. line
LB	Ichiro Vance	52 tackles, 5.5 TFL, 2 PBU, 5 QBH
DL	Anthony Brown	46 tackles, 7.0 TFL, 2.5 sacks, 2 INT, 2 QBH
OG	Justin Meredith	2nd Team All-OVC
OG	Travon Carter	2nd Team All-OVC

PLAYERS TO WATCH



BRANDON STANLEY

Senior • Defensive Back
6-1 • 204 • Atlanta, Ga.

Entering his third year as a starting safety ... Has led the team in tackles each of the last two seasons ... Missed the first three games of the 2013 campaign with an injury and still finished with a team-high 61 stops ... Posted a team season-high as well as a career-best 15 tackles in the 2013 season finale at Murray State ... 2012 All-OVC second team selection.



DEVIN BORDERS

Sophomore • Wide Receiver
6-5 • 203 • Fort Walton Beach, Fla.

2013 OVC Freshman of the Year ... Caught a team-best 34 passes for 509 yards and six touchdowns last fall ... Ranked among the top-10 in the OVC in receiving yards per game at 42.4 ... Hauled in nine catches for 133 yards and two touchdowns at Morehead State ... Also caught two touchdown passes in the shutout win over No. 23 Tennessee State ... Blocked five kicks, helping ECU rank first nationally as a team in that category with nine total blocks ... His five blocks were the most by an FCS player in 2013.

TEAM NOTES

- Eastern Kentucky only plays one home game in the first six weeks of the season. The Colonels play four road games, including two OVC contests, and have an open week in that opening stretch.

- ECU is scheduled to play two FBS programs in the same season for the second time in seven years under head coach Dean Hood. The Colonels lined up against Indiana and Kentucky back in 2009.

- Eastern ranked sixth nationally in net punting last year (39.08 yards per punt). However, the Colonels will have to replace three-time All-OVC punter Jordan Berry. Expected to fill that role is another Australian punter, freshman Keith Wrzuszczak.

- In 2011, Eastern Kentucky claimed a share of its record 21st OVC championship and appeared in its 20th NCAA FCS playoff. The 20 FCS playoff berths are second most all time by a Football Championship Subdivision (formerly I-AA) team (trailing only the 21 appearances by Montana).

NUMERICAL ROSTER

No.	Name	Pos.	Ht.	Wt.	Yr.	Hometown (Last School)
2	Jared Sanders	DB	5-7	170	R-So.	Hallandale, Fla. (Hallandale HS)
3	Thomas Owens	LB	5-10	220	R-So.	Cincinnati, Ohio (Winton Woods HS)
4	Bennie Coney	QB	6-2	216	R-So.	Plant City, Fla. (Univ. of Cincinnati)
5	Floyd Coffey	DL	6-2	250	R-Jr.	Charleston, Miss. (Dalton (Ga.) HS)
6	Joel Brown	WR	6-1	195	R-Jr.	Inglewood, Calif. (Los Angeles Harbor College)
7	Dy'Shawn Mobley	RB	5-11	215	Jr.	Powell, Tenn. (Univ. of Kentucky)
8	Johnny Joseph	DB	5-8	171	R-Jr.	Ft. Lauderdale, Fla. (Bowling Green State Univ.)
9	Kyle Romano	QB	5-11	195	R-So.	Bedford, Texas (L.D. Bell HS)
10	Matt Lengel	TE	6-7	270	Gr.	Mechanicsburg, Pa. (Northeastern Univ.)
12	Jared McClain	QB	6-0	193	Sr.	Hiram, Ga. (Hiram HS)
13	Kiante Northington	DB	5-9	185	R-So.	Louisville, Ky. (Butler HS)
14	Tyler Swafford	QB	6-1	200	Fr.	Brentwood, Tenn. (Brentwood Academy)
15	Barton Mann	QB	6-3	221	R-Fr.	Russell Springs, Ky. (Russell County HS)
16	Deno Montgomery	WR	5-10	195	R-Jr.	Chattanooga, Tenn. (Brainerd HS)
17	Jaucady Rutledge	WR	5-11	197	R-Jr.	Lakeland, Fla. (George W. Jenkins HS)
18	Jeff Glover	WR	6-4	200	Jr.	Atlanta, Ga. (Collins Hill HS)
19	Keith Wrzuszczak	P	5-10	193	Fr.	Geelong, Victoria, Australia (Oberon HS)
20	JJ Jude	RB	5-9	200	R-So.	Hagerhill, Ky. (Johnson Central HS)
21	Caleb Watkins	FB	6-0	220	R-Sr.	Corbin, Ky. (Corbin HS)
22	Kentayvus Hopkins	RB	5-10	190	R-Fr.	Paris, Ky. (Bourbon County HS)
23	Ja'Tyuan Landing	DB	5-10	181	R-Sr.	Clearwater, Fla. (Palm Harbor Univ. HS)
24	Trey Thomas	LB	5-11	222	R-Jr.	Huber Heights, Ohio (Wayne HS)
25	Chris Owens	LB	6-1	215	R-Sr.	Augusta, Ga. (Georgia Military College)
26	Vincent Green	DB	5-9	180	R-Fr.	Fort Myers, Fla. (Island Coast HS)
27	Stanley Absanon	DB	5-11	185	Jr.	Auburndale, Fla. (Tenoroc HS)
28	Channing Fugate	FB	6-2	245	R-Sr.	Jackson, Ky. (Univ. of Tennessee)
29	Theron Norman	DB	6-3	211	R-Sr.	Richmond, Va. (Virginia Tech)
30	Blake Atzinger	DB	5-11	200	R-Sr.	Louisville, Ky. (Georgetown College)
31	Tyrell Curry	DB	5-9	195	Jr.	Rock Hill, S.C. (Highland (Kan.) CC)
32	Buck Solomon	DB	6-0	164	Fr.	Groveland, Fla. (South Lake HS)
34	Brandon Stanley	DB	6-2	205	R-Sr.	Atlanta, Ga. (Peachtree Ridge HS)
35	Dana DePassio	FB	6-0	241	R-Jr.	Grove City, Ohio (Bishop Ready HS)
36	Jordan Whitfield	DB	6-1	178	Fr.	Huber Heights, Ohio (Wayne HS)
37	Dan Paul	TE	6-4	225	Fr.	Naples, Fla. (Naples Community HS)
38	Kobie Grace	DB	5-8	174	Fr.	Winter Park, Fla. (West Orange HS)
39	ShaQuille Prather	LB	6-3	233	R-Jr.	Cincinnati, Ohio (Hughes Center HS)
40	Patrick Graffree	DL	6-4	295	R-So.	Elizabethtown, Ky. (Univ. of Kentucky)
41	Justin Myles	TE	6-4	240	Fr.	Cincinnati, Ohio (Colerain HS)
42	Dan Shepherd	FB	6-1	230	R-Sr.	Cincinnati, Ohio (Glen Este HS)
43	LaJuan Smith	DL	6-2	220	R-So.	Glasgow, Ky. (Glasgow HS)
44	Everett Talbert	LB	5-11	210	R-So.	Lexington, Ky. (Bryan Station HS)
45	Tyrelle Johnson	LB	6-0	220	R-Sr.	Lexington, Ky. (Henry Clay HS)
46	Taylor Speaks	LS	6-0	205	Jr.	Somerset, Ky. (Somerset HS)
47	Chris Kelly	LB	5-11	220	R-Jr.	Cold Spring, Ky. (Newport Central Catholic HS)
48	Khiry Maddox	LB	6-1	225	R-Sr.	Owensboro, Ky. (Owensboro HS)
49	Sheldon Fleming	TE	6-3	275	R-Fr.	Lehigh Acres, Fla. (East Lee County HS)
51	Marquise Piton	DL	6-2	220	Jr.	Pembroke Pines, Fla. (West Broward HS)
52	Domonick Brown	DL	6-2	235	R-Fr.	Elizabethtown, Ky. (John Hardin HS)
53	Jeffrey Canady	LB	5-11	225	R-Fr.	Barbourville, Ky. (Knox Central HS)
54	Alex Klingel	OL	6-4	260	R-Fr.	Waldo, Ohio (River Valley HS)
57	Colton Scurry	OL	6-2	285	R-So.	Fayetteville, Ga. (Whitewater HS)
60	Chris Willis	OL	6-3	270	R-Jr.	Centerville, Ohio (Centerville HS)
61	Landon Rasnick	OL	6-4	282	R-So.	Orange, Va. (Orange County HS)
62	Ryan Garretson	OL	6-4	323	R-So.	Russellville, Tenn. (Morristown East HS)
63	Preston Slemp	K	5-8	193	R-Fr.	Cartersville, Ga. (Cartersville HS)
64	Cameron Kowalewski	OL	6-4	260	Fr.	Dallas, Ga. (Hillgrove HS)
66	Chance Edwards	OL	6-5	339	R-Fr.	Webster, Fla. (South Sumter HS)
67	Kameron Crim	OL	6-5	275	Fr.	Covington, Ky. (Scott HS)
68	Trey Shelton	OL	6-4	300	Jr.	Chester, Va. (Hargrave Military Acad.)
70	Bryce Krebs	DL	6-1	301	R-Jr.	Greenwood, Ind. (Center Grove HS)
71	Josh Minor	OL	6-4	285	Jr.	Atlanta, Ga. (Woodward Academy)
72	Mo Vogel	OL	6-3	290	R-Sr.	Howard Beach, N.Y. (Nassau CC)
73	Damien Campbell	DL	6-2	302	R-Jr.	Lexington, Ky. (Bryan Station HS)
74	Dustin Crane	OL	6-2	302	R-Sr.	Lebanon, Ky. (Marion County HS)
75	Brett Eyckmans	OL	6-4	290	Jr.	Lexington, Ky. (Beechwood HS)
76	Lucas Williams	K	6-0	187	R-Fr.	Russell Springs, Ky. (Russell County HS)
77	Jason Smith	OL	6-4	285	R-Fr.	Paducah, Ky. (Lone Oak HS)
79	Justin Adekoya	OL	6-5	285	R-So.	Ringgold, Ga. (Heritage HS)
80	Taylor Miller	WR	5-11	180	R-Jr.	Burlington, Ky. (Conner HS)
81	Scott Daniel	WR	5-11	190	Fr.	Georgetown, Ky. (Scott County HS)
82	Torrodd Carter	WR	6-2	185	Fr.	Westerville, Ohio (Westerville South HS)
83	Seth Dotson	WR	5-11	190	R-Jr.	Mount Sterling, Ky. (Montgomery County HS)
84	Tranard Chester	WR	6-3	178	R-Fr.	Lexington, Ky. (Lafayette HS)
85	Jon Floyd	TE	6-3	233	R-So.	Richmond, Ky. (Madison Central HS)
86	Tyler Malone	TE	6-4	260	R-Fr.	Indianapolis, Ind. (Franklin Central HS)
87	Caleb Hodgson	TE	6-4	230	R-Jr.	Louisville, Ky. (Christian Academy)
88	Devin Borders	WR	6-5	203	R-So.	Fort Walton Beach, Fla. (Choctawhatchee HS)
89	Andrew Lloyd	K	5-11	190	R-Sr.	Winchester, Va. (Shenandoah Univ.)
92	Marqui Daniel	DL	6-1	230	Fr.	Niceville, Fla. (Niceville HS)
93	Zach Burgy-Vanhoose	K	6-0	214	R-So.	Pikeville, Ky. (Pikeville HS)
94	Caleb Coulliette	DL	6-1	284	R-Sr.	Wilmore, Ky. (West Jessamine HS)
95	Kagen Skidmore	DL	6-2	295	Fr.	Somerset, Ky. (Somerset HS)
97	Avery Pitt	DL	6-3	290	R-So.	Henderson, Ky. (Henderson County HS)
98	Daryl Taylor	DL	6-3	230	So.	Greenville, N.C. (Fork Union Military Acad.)
	Jared Bowling	LB	6-0	214	R-Fr.	Independence, Ky. (Simon Kenton HS)
	Bo Brooks	RB	5-8	195	R-So.	Lexington, Ky. (Henry Clay HS)
	A.J. Covert	LB	5-10	195	R-Fr.	Winfield, W.Va. (Winfield HS)
	Lance Evans	TE	6-4	231	So.	Ashland, Ky. (Russell HS)
	Anthony George	LS	6-0	238	R-Jr.	Richmond, Ky. (Madison Central HS)
	Joey Nussbaum	K	5-11	218	R-Fr.	Fort Mitchell, Ky. (Beechwood HS)
	Jalen Rose	WR	5-11	179	R-So.	Louisville, Ky. (Kentucky State Univ.)

ALPHABETICAL ROSTER

No.	Name	Pos.	Yr.
73	Stanley Absanon	DB	Jr.
79	Justin Adekoya	OL	R-So.
30	Blake Atzinger	DB	R-Sr.
88	Devin Borders	WR	R-So.
	Jared Bowling	LB	R-Fr.
	Bo Brooks	RB	R-So.
52	Domonick Brown	DL	R-Fr.
6	Joel Brown	WR	R-Jr.
93	Zach Burgy-Vanhoose	K	R-So.
73	Damien Campbell	DL	R-Jr.
53	Jeffrey Canady	LB	R-Fr.
82	Torrodd Carter	WR	Fr.
84	Tranard Chester	WR	R-Fr.
5	Floyd Coffey	DL	R-Jr.
4	Bennie Coney	QB	R-So.
94	Caleb Coulliette	DL	R-Sr.
	A.J. Covert	LB	R-Fr.
74	Dustin Crane	OL	R-Sr.
67	Kameron Crim	OL	Fr.
31	Tyrell Curry	DB	Jr.
92	Marqui Daniel	DL	Fr.
81	Scott Daniel	WR	Fr.
35	Dana DePassio	FB	R-Jr.
83	Seth Dotson	WR	R-Jr.
66	Chance Edwards	OL	R-Fr.
	Lance Evans	TE	So.
75	Brett Eyckmans	OL	Jr.
49	Sheldon Fleming	TE	R-Jr.
85	Jon Floyd	TE	R-So.
28	Channing Fugate	FB	R-Sr.
62	Ryan Garretson	OL	R-So.
	Anthony George	LS	R-Jr.
18	Jeff Glover	WR	Jr.
38	Kobie Grace	DB	Fr.
40	Patrick Graffree	DL	R-So.
26	Vincent Green	DB	R-Fr.
87	Caleb Hodgson	TE	R-Jr.
22	Kentayvus Hopkins	RB	R-Fr.
45	Tyrelle Johnson	LB	R-Sr.
8	Johnny Joseph	DB	R-Jr.
20	JJ Jude	RB	R-So.
47	Chris Kelly	LB	R-Jr.
54	Alex Klingel	OL	R-Fr.
64	Cameron Kowalewski	OL	Fr.
70	Bryce Krebs	DL	R-Jr.
23	Ja'Tyuan Landing	DB	R-Sr.
10	Matt Lengel	TE	Gr.
89	Andrew Lloyd	K	R-Sr.
48	Khiry Maddox	LB	R-Sr.
86	Tyler Malone	TE	R-Fr.
15	Barton Mann	QB	R-Fr.
12	Jared McClain	QB	Sr.
80	Taylor Miller	WR	R-Jr.
71	Josh Minor	OL	Jr.
7	Dy'Shawn Mobley	RB	Jr.
16	Deno Montgomery	WR	R-Jr.
41	Justin Myles	TE	Fr.
29	Theron Norman	DB	R-Sr.
13	Kiante Northington	DB	R-So.
	Joey Nussbaum	K	R-Fr.
25	Chris Owens	LB	R-Sr.
3	Thomas Owens	LB	R-So.
37	Dan Paul	TE	Fr.
51	Marquise Piton	DL	Jr.
97	Avery Pitt	DL	R-So.
39	Shaquille Prather	LB	R-Jr.
61	Landon Rasnick	OL	R-So.
9	Kyle Romano	QB	R-So.
	Jalen Rose	WR	R-So.
17	Jaucady Rutledge	WR	R-Jr.
2	Jared Sanders	DB	R-So.
57	Colton Scurry	OL	R-So.
68	Trey Shelton	OL	Jr.
42	Dan Shepherd	FB	R-Sr.
95	Kagen Skidmore	DL	Fr.
63	Preston Slemp	K	R-Fr.
77	Jason Smith	OL	R-Fr.
43	LaJuan Smith	DL	R-So.
32	Buck Solomon	DB	Fr.
46	Taylor Speaks	LS	Jr.
34	Brandon Stanley	DB	R-Sr.
14	Tyler Swafford	QB	Fr.
44	Everett Talbert	LB	R-So.
98	Daryl Taylor	DL	So.
24	Trey Thomas	LB	R-Jr.
72	Mo Vogel	OL	R-Sr.
21	Caleb Watkins	FB	R-Sr.
36	Jordan Whitfield	DB	Fr.
76	Lucas Williams	K	R-Fr.
60	Chris Willis	OL	R-Jr.
19	Keith Wrzuszczak	P	Fr.



Dean Hood was introduced as the 13th head coach in Eastern Kentucky football history on January 22, 2008. After spending seven seasons at Wake Forest University, Hood returned to EKU, where he served as an assistant coach under the legendary Roy Kidd from 1994-98.

DEAN HOOD

HEAD COACH

7TH SEASON

40-29 CAREER RECORD

Birthdate: November 15, 1963
Hometown: Ashtabula, Ohio
College: Ohio Wesleyan, 1986 (Biology)
Family: Wife - Crystal
 Children - Trey, Jada, Cordia, Daven

Career Record

Year	School	Overall	Conf. (Finish)
2008	Eastern Kentucky	8-4	7-1 (1st)
2009	Eastern Kentucky	5-6	5-3 (2nd-t)
2010	Eastern Kentucky	6-5	5-2 (2nd-t)
2011	Eastern Kentucky	7-5	6-2 (1st-t)
2012	Eastern Kentucky	8-3	6-2 (2nd-t)
2013	Eastern Kentucky	6-6	4-4 (5th-t)

CAREER HIGHLIGHTS

- In his first season as EKU head coach, Hood led the Colonels to its 20th OVC Championship and a berth in the FCS Playoffs. For that he was named Roy Kidd OVC Coach of the Year, marking the 12th time an EKU coach has won the award (10 times by Kidd for who the award is named).
- In 2011 Hood's Colonels claimed a share of its 21st OVC Championship and made its 20th NCAA Playoff appearance (second most all-time).
- Hood was a three-time All-North Coast Athletic Conference selection at Ohio Wesleyan University, where he played defensive back. He was named a first-team All-American his senior season and served as team captain in each of his final two seasons. Hood was inducted into the OWU Athletic Hall of Fame in 2001.
- Hood got his coaching start at Fairmont (W.Va.) State College (1987-88) before moving on to Colgate in 1989. From 1990-93 he served as an assistant coach at Glenville (W.Va.) State, helping the program to the NAIA National Championship game in 1993. After serving as an assistant coach at Eastern Kentucky from 1994-98, Hood was at Ohio University for two years before moving onto Wake Forest.
- As defensive coordinator at Wake Forest, Hood's teams were known for creating turnovers and scoring touchdowns. The Demon Deacons forced 186 turnovers from 2001-07, which translated to more than two per game. In 2006, Wake won the ACC Championship for the first time since 1970 and competed in the BCS FedEx Orange Bowl. In 2007, Wake Forest led the ACC with 35 forced turnovers as the team finished the season 9-4 and captured the Meineke Car Care Bowl championship.
- While serving as an assistant coach at Eastern Kentucky, Hood's teams combined for a 32-6 OVC record, a pair of Conference championships (1994, 1997) and three FCS Playoff appearances (1994, 1995, 1997).

ASSISTANT COACHES

- Offensive Coordinator/Quarterbacks:**Dane Damron
 Alma Mater: Georgetown College, 1994 (6th season)
- Defensive Coordinator/Defensive Backs:**Tony Hatmaker
 Alma Mater: Union College, 1993 (7th season)
- Linebackers:**.....Garry Fisher
 Alma Mater: Bowling Green, 2002 (6th season)
- Offensive Line:**.....Carson Jeffers
 Alma Mater: Concord College (W.Va.), 1997 (7th season)
- Defensive Line:**Jake Johnson
 Alma Mater: Eastern Kentucky, 2002 (11th season)
- Running Backs:**John Revere
 Alma Mater: Eastern Kentucky, 1976 (18th season)
- Tight Ends/Recruiting Coordinator:**.....Ben Hodges
 Alma Mater: Central College (Iowa), 2006 (9th season)
- Wide Receivers:**Klay Koester
 Alma Mater: Eastern Kentucky, 2007 (5th season)
- Director of Operations**Kevin Cristello
 Alma Mater: Morehead State, 2006 (4th season)

2013 TEAM STATISTICS

	<u>EKU</u>	<u>Opponent</u>				
SCORING	321	305				
Points Per Game	26.8	25.4				
FIRST DOWNS	234	223				
Rushing	128	80				
Passing	81	120				
Penalty	25	23				
RUSHING YARDAGE	2384	1480				
Yards Gained Rushing	2755	1747				
Yards Lost Rushing	371	267				
Rushing Attempts	589	395				
Average Per Rush	4.0	3.7				
Average Per Game	198.7	123.3				
TDs Rushing	26	16				
PASSING YARDAGE	1852	2938				
Comp-Att-Int	151-286-11	267-420-9				
Average Per Pass	6.5	7.0				
Average Per Catch	12.3	11.0				
Average Per Game	154.3	244.8				
TDs Passing	14	20				
TOTAL OFFENSE	4236	4418				
Total Plays	875	815				
Average Per Play	4.8	5.4				
Average Per Game	353.0	368.2				
TIME OF POSSESSION/GAME	31:53	28:07				
3RD DOWN CONVERSIONS	85/192	71/181				
3rd-Down Pct.	44%	39%				
4TH DOWN CONVERSIONS	8/22	14/21				
4th-Down Pct.	36%	67%				
RED-ZONE SCORES	39-46 (85%)	34-42 (81%)				
RED-ZONE TOUCHDOWNS	32-46 (70%)	26-42 (62%)				
PAT-ATTEMPTS	40-41 (98%)	35-38 (92%)				
ATTENDANCE	51,700	97,577				
Games/Avg. Per Game	6/8,617	6/16,263				
Neutral Site Games	-	0/0				
<u>SCORE BY QUARTERS</u>	<u>1st</u>	<u>2nd</u>	<u>3rd</u>	<u>4th</u>	<u>OT</u>	<u>Total</u>
Eastern Kentucky	82	106	49	84	0	321
Opponents	71	112	61	54	7	305

2013 INDIVIDUAL STATISTICS

RUSHING						
<u>Player</u>	<u>G</u>	<u>Att.</u>	<u>Yds.</u>	<u>Avg.</u>	<u>TD</u>	<u>Yds./G</u>
JJ Jude	11	160	637	4.0	6	57.9
Jared McClain	12	116	414	3.6	7	34.5
Jared Sanders	12	110	368	3.3	2	30.7
Thomas Owens	11	61	368	6.0	3	33.5
Caleb Watkins	11	70	294	4.2	4	26.7
PASSING						
<u>Player</u>	<u>G</u>	<u>Cmp.-Att.</u>	<u>Pct.</u>	<u>Yds.</u>	<u>TD/Int.</u>	<u>Avg.</u>
Jared McClain	12	128-228	56.1	1535	13/8	127.9
Kyle Romano	8	20-49	40.8	241	0/3	30.1
RECEIVING						
<u>Player</u>	<u>G</u>	<u>No.</u>	<u>Yds.</u>	<u>Avg.</u>	<u>TD</u>	<u>Yds./G</u>
Devin Borders	12	34	509	15.0	6	42.4
Jeff Glover	12	34	420	12.4	0	35.0
Ike Ariguzo	11	20	256	12.8	5	23.3
Nathan Watts	12	11	150	13.6	2	12.5
SCORING						
<u>Player</u>	<u>G</u>	<u>TD</u>	<u>XPt.</u>	<u>FG</u>	<u>Pts.</u>	<u>Pts./G</u>
Andrew Lloyd	10	-	19-19	8-10	43	4.3
Jared McClain	12	7	-	-	42	3.5
Devin Borders	12	6	-	-	38	3.2
JJ Jude	11	6	-	-	36	3.3
Ike Ariguzo	11	5	-	-	36	3.3
TACKLES						
<u>Player</u>	<u>G</u>	<u>Solo</u>	<u>Asst.</u>	<u>Total</u>	<u>TFL</u>	<u>Sacks</u>
Brandon Stanley	9	42	19	61	2.5	0
Tyler Horn	12	29	25	54	3.0	1.0
Ichiro Vance	12	23	29	52	5.5	0
Chris Owens	11	27	24	51	0	0
Marquise Piton	12	27	23	50	3.0	0
INTERCEPTIONS						
<u>Player</u>	<u>G</u>	<u>No.</u>	<u>Yds.</u>	<u>Avg.</u>	<u>TD</u>	<u>PBU</u>
Johnny Joseph	12	2	29	14.5	0	6
Anthony Brown	11	2	9	4.5	0	4
Tyler Horn	12	2	0	0	0	4

Returning Players in Bold



2013 SCHEDULE AND RESULTS

<u>Date</u>	<u>Opponent</u>	<u>Result</u>	<u>Attendance</u>
8/29	Robert Morris	W, 38-6	12,200
9/7	at #8 Louisville	L, 44-7	53,647
9/14	#21 Coastal Carolina	L, 51-32	14,500
9/21	at Morehead State	W, 56-24	8,115
9/28	at #8 Eastern Illinois*	L, 42-7	11,469
10/5	Austin Peay*	W, 38-3	7,400
10/19	Tennessee Tech*	W, 24-10	6,800
10/26	at Southeast Missouri*	W, 31-7	5,171
11/2	#23 Tennessee State*	W, 44-0	5,700
11/9	at Jacksonville State*	L, 68-10	16,876
11/16	UT Martin*	L, 16-7	5,100
11/23	at Murray State*	L, 34-27 (OT)	2,299

* - Ohio Valley Conference Contest

Home Games in Bold

TEAM RECORDS

INDIVIDUAL RUSHING

Most Attempts

Game: 43 - Alfred Thompson vs. Morehead St. (1973)
Season: 371 - Elroy Harris (1988)
Career: 920 - Jimmie Brooks (1968-71)

Most Yards

Game: 300 - Markus Thomas vs. Marshall (1989)
Season: 1,998 - Elroy Harris (1988)
Career: 5,552 - Markus Thomas (1989-92)

INDIVIDUAL PASSING

Most Attempts

Game: 71 - Josh Greco vs. Eastern Illinois (2005)
Season: 387 - Josh Greco (2005)
Career: 960 - T.J. Pryor (2009-12)

Most Completions

Game: 39 - Josh Greco vs. Eastern Illinois (2005)
Season: 222 - Josh Greco (2005)
Career: 540 - T.J. Pryor (2009-12)

Most Yards

Game: 398 - Josh Greco vs. Eastern Illinois (2005)
Season: 2,861 - Josh Greco (2005)
Career: 7,300 - T.J. Pryor (2009-12)

INDIVIDUAL RECEIVING

Most Receptions

Game: 19 - Aaron Marsh vs. Northwood (1967)
Season: 73 - Aaron Marsh (1966)
Career: 165 - Andre Ralston (2002-05)

Most Receiving Yards

Game: 316 - Aaron Marsh vs. Northwood (1967)
Season: 1,150 - Andre Ralston (2005)
Career: 3,095 - Andre Ralston (2002-05)



Former ECU quarterback Bill Hughes led the Colonels to the 1979 Division I-AA national title. He is one of two football players to be inducted into the ECU Athletics Hall of Fame this fall.

YEAR-BY-YEAR RESULTS

YEAR	ALL	OVC	COACH	YEAR	ALL	OVC	COACH
1909	0-0-4	--	James Park	1962	6-3	4-2	Glenn Presnell
1910	1-4	--	Clyde Wilson	1963	2-8	1-6	Roy Kidd
1911	1-3-1	--	Clyde Wilson	1964	3-5-1	2-4-1	Roy Kidd
1912	3-4-1	--	Charles Keith	1965	4-4-1	4-2-1	Roy Kidd
1913	1-2	--	Ben Bernard	1966	7-3	4-3	Roy Kidd
1914	2-7	--	Ben Bernard	1967	8-1-2	5-0-2	Roy Kidd
1915	2-1-2	--	Ben Bernard	1968	8-2	7-0	Roy Kidd
1916	3-3	--	Ben Bernard	1969	6-4	4-3	Roy Kidd
1917	No Games Played			1970	8-2	5-2	Roy Kidd
1918	No Games Played			1971	6-4-1	3-4	Roy Kidd
1919	0-2	--	Clyde McCoy	1972	5-6	3-4	Roy Kidd
1920	2-1	--	Clyde McCoy	1973	7-4	4-3	Roy Kidd
1921	1-3-1	--	Clyde McCoy	1974	8-2	6-1	Roy Kidd
1922	2-3-2	--	George Hembree	1975	8-2-1	5-2	Roy Kidd
1923	2-5-1	--	George Hembree	1976	8-3	6-1	Roy Kidd
1924	5-3	--	George Hembree	1977	5-5	4-3	Roy Kidd
1925	3-3-1	--	George Hembree	1978	8-2	6-1	Roy Kidd
1926	4-5	--	George Hembree	1979	11-2	5-1	Roy Kidd
1927	5-4	--	George Hembree	1980	10-3	5-2	Roy Kidd
1928	0-6	--	George Hembree	1981	12-2	8-0	Roy Kidd
1929	1-8	--	Charles Hughes	1982	13-0	7-0	Roy Kidd
1930	1-7	--	Charles Hughes	1983	7-3-1	6-1	Roy Kidd
1931	2-5-1	--	Charles Hughes	1984	8-4	6-1	Roy Kidd
1932	2-1-2	--	Charles Hughes	1985	8-3	5-2	Roy Kidd
1933	1-2-3	--	Charles Hughes	1986	10-3-1	6-1	Roy Kidd
1934	1-6	--	Charles Hughes	1987	9-3	5-1	Roy Kidd
1935	4-4-1	--	Rome Rankin	1988	11-3	6-0	Roy Kidd
1936	7-2	--	Rome Rankin	1989	9-3	5-1	Roy Kidd
1937	5-2-1	--	Rome Rankin	1990	10-2	5-1	Roy Kidd
1938	6-1-1	--	Rome Rankin	1991	12-2	7-0	Roy Kidd
1939	6-3	--	Rome Rankin	1992	9-3	7-1	Roy Kidd
1940	8-0	--	Rome Rankin	1993	8-4	8-0	Roy Kidd
1941	7-1	--	Rome Rankin	1994	10-3	8-0	Roy Kidd
1942	4-2-2	--	Rome Rankin	1995	9-3	7-1	Roy Kidd
1943	No Games Played			1996	6-5	6-2	Roy Kidd
1944	No Games Played			1997	8-4	7-0	Roy Kidd
1945	4-3-1	--	Rome Rankin	1998	6-5	4-3	Roy Kidd
1946	5-4	--	Rome Rankin	1999	7-4	4-3	Roy Kidd
1947	5-4	--	Tom Samuels	2000	6-5	3-4	Roy Kidd
1948	8-3	3-2	Tom Samuels	2001	8-2	5-1	Roy Kidd
1949	4-4-1	2-2-1	Tom Samuels	2002	8-4	4-2	Roy Kidd
1950	6-4	4-2	Tom Samuels	2003	7-5	6-2	Danny Hope
1951	7-3	4-2	Tom Samuels	2004	6-5	6-2	Danny Hope
1952	3-4-1	0-3-1	Tom Samuels	2005	7-4	7-1	Danny Hope
1953	8-2	4-1	Tom Samuels	2006	6-5	5-3	Danny Hope
1954	8-1-1	5-0	Glenn Presnell	2007	9-3	8-0	Danny Hope
1955	5-4-1	3-2	Glenn Presnell	2008	8-4	7-1	Dean Hood
1956	4-5	2-3	Glenn Presnell	2009	5-6	5-3	Dean Hood
1957	4-5	3-2	Glenn Presnell	2010	6-5	5-2	Dean Hood
1958	3-6	3-3	Glenn Presnell	2011	7-5	6-2	Dean Hood
1959	3-6	2-4	Glenn Presnell	2012	8-3	6-2	Dean Hood
1960	3-6-1	1-4-1	Glenn Presnell	2013	6-6	4-4	Dean Hood
1961	4-5	3-3	Glenn Presnell				

OVC Championships (21)

1954, 1962*, 1967, 1968, 1974, 1976, 1981, 1982, 1983, 1984, 1986*, 1987*, 1988, 1990*, 1991, 1993, 1994, 1997, 2007, 2008, 2011*

* Co-Champions

NCAA FCS Playoff Appearances (20)

1979, 1980, 1981, 1982, 1983, 1984, 1986, 1987, 1988, 1989, 1990, 1991, 1992, 1993, 1994, 1995, 1997, 2007, 2008, 2011

National Championships (2)

1979, 1982

ALL-TIME COACHES

Coach	Years	Overall Record	OVC Record	OVC Titles	Playoff Appearances
James Park	1909	0-0-4 (.500)	-	-	-
Clyde Wilson	1910-11	2-7-1 (.250)	-	-	-
Charles Keith	1912	3-4-1 (.438)	-	-	-
Ben Bernard	1913-16	8-13-2 (.391)	-	-	-
Clyde McCoy	1919-21	3-6-1 (.350)	-	-	-
George Hembree	1922-28	21-29-4 (.426)	-	-	-
Charles "Turkey" Hughes	1929-34	8-29-6 (.256)	-	-	-
Rome Rankin	1935-46	56-22-6 (.702)	-	-	-
Tom Samuels	1947-53	41-24-2 (.627)	17-12-2 (.581)	0	-
Glenn Presnell	1954-63	43-49-3 (.463)	27-29-1 (.482)	2	-
Roy Kidd	1964-02	315-123-8 (.715)	207-61-4 (.768)	16	17
Danny Hope	2003-07	35-22 (.614)	32-8 (.800)	1	1
Dean Hood	2008-present	40-29 (.580)	33-14 (.702)	2	2



Burgess-Snow Field at JSU Stadium (24,000) - Opened in 1947.



JACKSONVILLE STATE GAMECOCKS



Dr. William Meehan
President



Warren Koegel
Athletics Director



Greg Seitz
Football Contact



John Grass
Head Coach

2014 SCHEDULE

Aug. 29	at Michigan State (TV: BTN)	6:30 p.m.
	<i>First meeting</i>	
Sept. 6	at Chattanooga	6:00 p.m.
	<i>Chattanooga leads 25-12; Last Meeting: JSU won 27-24 (9/8/12)</i>	
Sept. 20	West Alabama	3:00 p.m.
	<i>Jacksonville State leads 32-10-1; Last Meeting: JSU won 54-27 (11/7/92)</i>	
Sept. 27	at Murray State*	6:00 p.m.
	<i>Jacksonville State leads 9-2; Last Meeting: MSU won 35-34 in OT (9/28/13)</i>	
Oct. 4	UT Martin*	3:00 p.m.
	<i>Jacksonville State leads 28-7; Last Meeting: JSU won 41-27 (10/5/13)</i>	
Oct. 11	at Tennessee State* (TV: ESPN3)	2:00 p.m.
	<i>Jacksonville State leads 7-2; Last Meeting: TSU won 31-15 (10/12/13)</i>	
Oct. 25	Tennessee Tech*	3:00 p.m.
	<i>Jacksonville State leads 11-7; Last Meeting: JSU won 34-14 (10/26/13)</i>	
Nov. 1	Austin Peay* (HC)	3:00 p.m.
	<i>Jacksonville State leads 15-6-3; Last Meeting: JSU won 42-10 (11/2/13)</i>	
Nov. 8	at Eastern Kentucky*	12:00 p.m.
	<i>Eastern Kentucky leads 6-5; Last Meeting: JSU won 68-10 (11/9/13)</i>	
Nov. 15	Eastern Illinois* (TV: ESPN3)	3:00 p.m.
	<i>Eastern Illinois leads 6-5; Last Meeting: EIU won 52-14 (11/16/13)</i>	
Nov. 22	at Southeast Missouri*	1:00 p.m.
	<i>Jacksonville State leads 13-5; Last Meeting: JSU won 42-34 (11/23/13)</i>	

* Denotes Ohio Valley Conference Matchup

Home Games in Bold HC - Homecoming

All Times Central and Subject to Change

QUICK FACTS

Basic Information

Location:	Jacksonville, Ala.
Enrollment:	9,504
Founded:	1883
Nickname:	Gamecocks
Colors:	Red and White
President:	Dr. William A. Meehan
Athletic Director:	Warren Koegel
Stadium (Capacity):	Burgess-Snow Field at JSU Stadium (24,000)
Surface:	Pro Grass Artificial

Media Relations

Football Contact:	Greg Seitz
Office Phone:	(256) 782-5279
Cell Phone:	(256) 453-3377
Fax:	(256) 782-5958
Email:	gseitz@jsu.edu
Web site:	www.JSUGamecockSports.com
Press Box Phone:	(256) 782-5585/5586

Team Information

Offense:	Multiple
Defense:	5-2
Lettermen Returning/Lost:	77/27
Offensive Starters Returning:	9
Defensive Starters Returning:	6
Specialist Starters Returning:	3
2013 Record/OVC Record (Finish):	11-4/5-3 (3rd/tie)
Postseason:	2-1 (FCS Playoff Quarterfinals)

All-Time Record/OVC Record:	521-366-4 (.587)/64-23 (.736)
Joined OVC:	2003
OVC Championships (Last):	3 (2011)
NCAA FCS Playoff Appearances (Last):	4 (2013)

PRESEASON DEPTH CHART

OFFENSE

WR	12	Josh Barge	6-1	178	So.
	16	Dalton Screws	5-11	180	So.
OT	69	Justin Lea	6-4	275	R-Fr.
	78	Tyler Scozzaro	6-2	290	R-Fr.
OG	63	Adam Wright	6-4	290	R-Jr.
	72	Blake Burks	6-1	318	Sr.
C	62	Max Holcombe	6-3	290	Sr.
	64	Ryan Childers	6-1	265	Fr.
OG	50	Casey Dunn	6-3	285	So.
	75	Kyron Samuels	6-2	230	Jr.
OT	58	Nick Johnson	6-2	280	So.
	77	Dylan Cline	6-3	270	R-Fr.
QB	7	Eli Jenkins	6-3	200	So.
	11	Max Shortell	6-6	240	Sr.
RB	32	DaMarcus James	5-10	220	Sr.
	21	Miles Jones	5-10	205	Jr.
TE	85	Spencer Goffigan	6-3	215	R-Jr.
	8	Bo Brummel	6-3	242	Jr.
WR	15	Ruben Gonzalez	6-3	200	R-Jr.
	1	Markis Merrill	6-1	205	Jr.
WR	4	Telvin Brown	5-8	165	Jr.
	6	J.D. Williams	5-8	171	Jr.

DEFENSE

DE	90	Chris Landrum	6-3	250	R-Jr.
	44	LaMichael Fanning	6-7	270	R-Jr.
NT	99	Caleb Lawrence	6-0	300	Sr.
	74	Terrence Pendleton	6-3	330	Sr.
DT	94	Martez House	6-2	280	R-Jr.
	86	Cameron Wood	6-3	260	So.
LB	29	JaJuan Lee	6-1	205	Jr.
	17	Tre Garland	6-3	218	R-Fr.
LB	48	Ben Endress	6-1	225	Sr.
	18	Kyle Pope	6-1	243	R-Jr.
LB	5	Michael Carlisle	6-0	231	R-Sr.
	47	Dawson Wells	6-0	210	Jr.
CB	2	Jermaine Hough	5-9	180	Jr.
	10	LaKendrick James	5-7	177	R-Fr.
FS	26	Santavious Oden	6-2	200	R-Jr.
	35	Jeremy Harrison	6-2	198	R-Sr.
SS	31	DeBarrius Miller	5-10	183	Jr.
	4	Folo Johnson	6-0	190	R-Jr.
CB	1	Rashod Byers	5-8	180	Sr.
	11	Jaylen Hill	6-0	175	R-So.

SPECIAL TEAMS

PK	98	Connor Rouleau	6-0	225	R-Jr.
P	19	Hamish MacInnes	6-1	183	Jr.
LS	59	Andrew Dean	5-11	220	R-Sr.
HO	19	Hamish MacInnes	6-1	183	Jr.
KR	4	Telvin Brown	5-8	165	Jr.
PR	4	Telvin Brown	5-8	165	Jr.

Returning Starters in Bold

Key Losses

K	Griffin Thomas	All-American; 24-of-32 FGs, 62-of-63 PATs, 134 pts.
DB	Brandon Bender	101 tackles, 3.0 TFL, 5 PBU, 3 FF
DB	Pierre Warren	76 tackles, 5 INTs, 12 PBU, 1 FF, 3 FR
LB	Rashad Smith	69 tackles, 8.0 TFL, 4.0 sacks, 3 QBH, 1 FF

PLAYERS TO WATCH

DaMARCUS JAMES

Senior • Running Back
5-10 • 220 • Demopolis, Ala.

Preseason OVC Offensive Player of the Year...Is one of 20 players nationally on the Preseason Walter Payton Award Watch List...In 2013 James set the OVC record by rushing for 29 touchdowns, which ranked second nationally; he rushed for a touchdown in each of the final 12 games of the season (a school record)...Finished the season with 1,477 rushing yards on 292 yards to set the JSU single-season record...Had a season-high 206 rushing yards against Southeast Missouri...Rushed for three touchdowns in a game five times; had a career-best five rushing scores against Austin Peay on Nov. 2...Has 35 career touchdowns entering the 2014 season.



ELI JENKINS

Sophomore • Quarterback
6-3 • 200 • Birmingham, Ala.

Preseason All-OVC selection...Had to the OVC All-Newcomer Team after a standout redshirt freshman season in 2013...Split time at quarterback early in the year before taking over after an injury to Max Shortell...Rushed for 120 yards and three touchdowns in a win over Eastern Kentucky on Nov. 9...Put together three standout performances during the FCS Playoffs, combining for 330 rushing yards and a touchdown and passing for 362 yards and three scores in leading the Gamecocks to the quarterfinals.



TEAM NOTES

- Jacksonville State has ranked in the Top 13 nationally in attendance over the last four years as the Gamecocks more than 385,000 fans have seen the Gamecocks play during that span. Last year, JSU ranked ninth nationally with an average of 15,814 fans in seven home games. JSU ranked 13th in 2012, was 12th in 2011 and ranked seventh nationally in 2010 with an average of 17,330 fans per game. The high attendance for 2013 was 20,834 that saw the Gamecocks top North Alabama in double overtime on Sept. 14.

- Jax State has posted a 64-23 record against other OVC schools since joining the league in 2003. As a matter of fact, JSU has the highest home winning percentage and the most wins in the OVC since joining the league in 2003 in home games.

- In 2013, the Gamecocks advanced to the NCAA Quarterfinals and posted an 11-4 overall record and a No. 10 final ranking in The Sports Network football poll. JSU also set 49 school records, 13 OVC records and three NCAA records during the 2013 season.

- Burgess-Snow Field at JSU Stadium, home of the Gamecocks since 1947, finished an 18-month, \$47 million expansion that pushed the capacity to 24,000 prior to the 2010 season. The facility consists of seven stories, with the bottom four floors dedicated to nearly 400 dorm beds. The top three floors include 33 luxury skyboxes, a press area, coaches booths, radio and television broadcast facilities and a game management booth.

- Since JSU Stadium opened in 1946, Jacksonville State has posted an incredible 252-98-8 record at home. Since joining the Ohio Valley Conference in 2003, the Gamecocks are 43-14 for a 75.4 winning percentage and is 33-10 in OVC games during that span.

NUMERICAL ROSTER

No.	Name	Pos.	Ht.	Wt.	Yr.	Hometown (Last School)
1	Rashod Byers	CB	5-8	180	Sr.	Jacksonville, Fla. (First Coast HS)
1	Markis Merrill	WR	6-1	205	Jr.	St. Augustine, Fla. (St. Augustine HS)
2	Jermaine Hough	CB	5-9	180	Jr.	Lovejoy, Ga. (Lovejoy HS)
3	Dalton Etheridge	QB	5-11	190	Fr.	Jonesboro, Ga. (Eagles Landing Christian)
3	Omari Jones	LB	6-2	230	R-Sr.	Jonesboro, Ga. (Georgia Southern)
4	Telvin Brown	WR	5-8	165	Jr.	Carrollton, Ga. (Carrollton HS)
4	Folo Johnson	SAF	6-0	190	R-Jr.	Dallas, Ga. (East Paulding HS)
5	Michael Carlisle	LB	6-0	231	R-Sr.	Jonesboro, Ga. (Arizona Western College)
5	Christian LeMay	QB	6-2	200	Jr.	Matthews, N.C. (Georgia)
6	J.D. Williams	WR	5-8	171	Jr.	Goodwater, Ala. (Clay County HS)
7	Eli Jenkins	QB	6-3	200	R-So.	Birmingham, Ala. (Parker HS)
7	Harris Gaston	OLB	6-1	235	Sr.	Birmingham, Ala. (Auburn University)
8	Bo Brummel	TE	6-3	242	Jr.	Arlington, Wash. (Butte JUCO)
9	Anthony Johnson	WR	6-4	200	So.	Maplesville, Ala. (Maplesville HS)
10	LaKendrick James	DB	5-7	177	R-Fr.	Jackson, Ala. (Jackson HS)
11	Jaylen Hill	CB	6-0	175	R-So.	Marietta, Ga. (Marietta HS)
11	Max Shortell	QB	6-6	240	Sr.	Shawnee Mission, Kan. (Minnesota)
12	Josh Barge	WR	6-1	178	R-So.	Carrollton, Ga. (Carrollton HS)
13	Calen Campbell	RB	5-9	180	R-Fr.	Hoover, Ala. (Hoover HS)
14	Kyle West	QB	6-0	192	R-Jr.	St. Augustine, Fla. (St. Augustine HS)
14	Bryant Mitchell	CB	5-10	170	R-Jr.	Mobile, Ala. (Satsuma HS)
15	Ruben Gonzalez	WR	6-3	200	R-Jr.	Tampa, Fla. (Univ. of South Florida)
16	Dalton Screws	WR	5-11	180	R-So.	Anniston, Ala. (Wellborn HS)
17	Tre Garland	LB	6-3	218	R-Fr.	Thomasville, Ga. (Thomasville HS)
18	Kyle Pope	LB	6-1	243	R-Jr.	Sylacauga, Ala. (Sylacauga HS)
19	Hamish MacInnes	P	6-1	183	Jr.	Victoria, Australia (Ballarat Grammar School)
20	Jarren Johnson	WR	6-0	200	So.	Jackson, Ala. (Jackson HS)
21	Miles Jones	RB	5-10	205	Jr.	Acworth, Ga. (Allatoona HS)
22	Jakoby Aldridge	ATH	5-7	160	Fr.	Sweet Water, Ala. (Sweet Water HS)
23	Reggie Hall	RB	6-2	193	Fr.	Opelika, Ala. (Opelika HS)
24	Troymaine Pope	RB	5-10	207	Jr.	Anniston, Ala. (Anniston HS)
25	E.J. Moss	LB	6-3	230	Fr.	Ashville, Ala. (Ashville HS)
26	Santavious Oden	OLB	6-2	200	R-Jr.	Childersburg, Ala. (Childersburg HS)
27	Jojo Wynn	RB	5-9	207	R-So.	Darien, Ga. (Arkansas)
28	Siran Neal	SAF	6-1	185	R-Fr.	Eufaula, Ala. (Eufaula HS)
29	JaJuan Lee	OLB	6-1	205	Jr.	Montgomery, Ala. (Jeff Davis HS)
31	DeBarrius Miller	DB	5-10	183	Jr.	Fort Valley, Ga. (Southern Miss)
32	DaMarcus James	RB	5-10	220	Sr.	Demopolis, Ala. (Demopolis HS)
34	Michael Davis	DB	6-0	210	R-Fr.	Geraldine, Ala. (Geraldine HS)
35	Jeremy Harrison	SAF	6-2	198	R-Sr.	Selma, Ala. (Selma HS)
36	Lawon Debardelaben	DB	5-8	168	Jr.	Prattville, Ala. (Northwest (Miss) CC)
39	Cantrell McKinley	SAF	6-0	207	Sr.	Texasarkana, Texas (Kentucky)
40	Darius Jackson	LB	6-2	220	R-Fr.	Bessemer, Ala. (McAdory HS)
41	Dalton Campbell	LB	6-2	220	Fr.	Vestavia Hills, Ala. (Vestavia Hills HS)
42	Quantavise Stoudemire	LB	6-1	230	Fr.	Opp, Ala. (Opp HS)
43	Jarrett Brown	SAF	5-11	200	Fr.	Birmingham, Ala. (McAdory HS)
44	LaMichael Fanning	DE	6-7	270	R-Jr.	Hamilton, Ga. (Alabama)
46	Darius Stephens	TE	5-11	240	Sr.	Hiram, Ga. (Hiram HS)
47	Dawson Wells	LB	6-0	210	Jr.	Ocean Springs, Miss. (Miss. Gulf Coast CC)
48	Ben Endress	LB	6-1	225	Sr.	Ashland, Ala. (Clay County HS)
50	Casey Dunn	OL	6-3	285	So.	Trussville, Ala. (Hewitt-Trussville HS)
51	Austin Mansell	LB	6-1	237	Fr.	Jasper, Ala. (Walker HS)
52	Chad Sharp	LS	6-0	210	R-Jr.	Gadsden, Ala. (Westbrook Christian)
55	Dustin Gayton	OLB	6-3	240	Sr.	Cumming, Ga. (West Forsyth HS)
58	Nick Johnson	OL	6-2	280	R-So.	Dadeville, Ala. (Dadeville HS)
59	Andrew Dean	LS	5-11	220	R-Sr.	Atlanta, Ga. (Whitewater HS)
61	Thomas Stinson	OL	6-3	301	Fr.	Enterprise, Ala. (Enterprise HS)
62	Max Holcombe	OL	6-3	290	Sr.	Tuscaloosa, Ala. (Hillcrest HS)
63	Adam Wright	OL	6-4	290	R-Jr.	Centerpoint, Ala. (Clay-Chalkville HS)
64	Ryan Childers	OL	6-1	265	Fr.	Vestavia, Ala. (Vestavia HS)
65	Casey Hunt	OL	6-4	285	R-Fr.	Oneonta, Ala. (Oneonta HS)
68	Austin Bell	OL	6-4	315	Fr.	Enterprise, Ala. (Enterprise HS)
69	Justin Lea	OL	6-4	275	R-Fr.	Henagar, Ala. (Ider HS)
70	Tyler Johnson	OL	6-4	315	Fr.	Glencoe, Ala. (Glencoe HS)
71	Jordan Cagle	OL	6-3	270	Fr.	Mobile, Ala. (Mobile Christian)
72	Blake Burks	OL	6-1	318	Sr.	Hoover, Ala. (Hoover HS)
73	Tyler Swindle	OL	6-5	298	Fr.	Hayden, Ala. (Hayden HS)
74	Terrence Pendleton	DL	6-3	330	Sr.	Athens, Ala. (Tanner HS)
75	Kyron Samuels	OL	6-2	230	Jr.	Fairhope, Ala. (East Central (Miss.) CC)
77	Dylan Cline	OL	6-3	270	R-Fr.	McCalla, Ala. (McAdory HS)
78	Tyler Scozzaro	OL	6-2	290	R-Fr.	Bessemer, Ala. (Bessemer Academy)
79	Dylan Gibson	OL	6-6	290	Fr.	Muscle Shoals, Ala. (Muscle Shoals HS)
80	Luke Smith	TE	6-4	240	Jr.	Fort Myers, Fla. (South Fort Myers HS)
81	Davis Carrandi	WR	6-0	195	Fr.	Jonesboro, Ga. (Eagles Landing Christian)
82	Earl Calloway	WR	6-1	185	So.	Tallahassee, Fla. (Godby HS)
83	Brandon Wilson	WR	6-1	179	R-Fr.	Birmingham, Ala. (Parker HS)
85	Spencer Goffigan	WR	6-3	215	R-Jr.	Myrtle Beach, S.C. (Conway HS)
86	Kameron Wood	DE	6-3	260	R-So.	Birmingham, Ala. (Ole Miss)
88	Nate Craft	WR	6-1	200	Fr.	Brookwood, Ala. (Enterprise HS)
89	Ty Anderson	TE	6-3	210	So.	Cumming, Ga. (West Forsyth HS)
90	Chris Landrum	DL	6-3	250	R-Jr.	Sweet Water, Ala. (Auburn University)
91	Chad Coleman	DL	6-2	285	R-Sr.	Harker Heights, Texas (Harker Heights HS)
92	Devaunte Sigler	DL	6-4	292	Jr.	Mobile, Ala. (Auburn University)
94	Martez House	DL	6-2	280	R-Jr.	Crestview, Fla. (Crestview HS)
96	Montavious Skelton	DL	6-2	260	R-Sr.	Thomaston, Ga. (Upson-Lee HS)
97	Cade Stinnett	PK	6-0	223	Fr.	Enterprise, Ala. (Enterprise HS)
98	Connor Rouleau	PK	6-0	225	R-Fr.	Suwanee, Ga. (Peachtree Ridge HS)
99	Caleb Lawrence	DL	6-0	300	Sr.	Opelika, Ala. (Opelika HS)

ALPHABETICAL ROSTER

No.	Name	Pos.	Yr.
22	Jakoby Aldridge	ATH	Fr.
89	Ty Anderson	TE	So.
12	Josh Barge	WR	R-So.
68	Austin Bell	OL	Fr.
43	Jarrett Brown	SAF	Fr.
4	Telvin Brown	WR	Jr.
8	Bo Brummel	TE	Jr.
72	Blake Burks	OL	Sr.
1	Rashod Byers	CB	Sr.
71	Jordan Cagle	OL	Fr.
82	Earl Calloway	WR	So.
13	Calen Campbell	RB	R-Fr.
41	Dalton Campbell	LB	Fr.
5	Michael Carlisle	LB	R-Sr.
81	Davis Carrandi	WR	Fr.
64	Ryan Childers	OL	Fr.
77	Dylan Cline	OL	R-Fr.
91	Chad Coleman	DL	R-Sr.
88	Nate Craft	WR	Fr.
34	Michael Davis	DB	R-Fr.
59	Andrew Dean	LS	R-Sr.
36	Lawon Debardelaben	DB	Jr.
50	Casey Dunn	OL	So.
48	Ben Endress	LB	Sr.
3	Dalton Etheridge	QB	Fr.
44	LeMichael Fanning	DE	R-Jr.
17	Tre Garland	LB	R-Fr.
7	Harris Gaston	OLB	Sr.
55	Dustin Gayton	OLB	Sr.
79	Dylan Gibson	OL	Fr.
85	Spencer Goffigan	WR	R-Jr.
15	Ruben Gonzalez	WR	R-Jr.
23	Reggie Hall	RB	Fr.
35	Jeremy Harrison	SAF	R-Sr.
11	Jaylen Hill	CB	R-So.
62	Max Holcombe	OL	Sr.
2	Jermaine Hough	CB	Jr.
94	Martez House	DL	R-Jr.
65	Casey Hunt	OL	R-Fr.
40	Darius Jackson	LB	R-Fr.
32	DaMarcus James	RB	Sr.
10	LaKendrick James	DB	R-Fr.
7	Eli Jenkins	QB	R-So.
9	Anthony Johnson	WR	So.
4	Folo Johnson	SAF	R-Jr.
20	Jarren Johnson	WR	So.
58	Nick Johnson	OL	R-So.
70	Tyler Johnson	OL	Fr.
21	Miles Jones	RB	Jr.
3	Omari Jones	LB	R-Sr.
90	Chris Landrum	DL	R-Jr.
99	Caleb Lawrence	DL	Sr.
69	Justin Lea	OL	R-Fr.
29	JaJuan Lee	OLB	Jr.
5	Christian LeMay	QB	Jr.
19	Hamish MacInnes	P	Jr.
51	Austin Mansell	LB	Fr.
39	Cantrell McKinley	SAF	Sr.
1	Markis Merrill	WR	Jr.
31	DeBarrius Miller	DB	Jr.
14	Bryant Mitchell	CB	R-Jr.
25	E.J. Moss	LB	Fr.
28	Siran Neal	SAF	R-Fr.
26	Santavious Oden	OLB	R-Jr.
74	Terrence Pendleton	DL	Sr.
18	Kyle Pope	LB	R-Jr.
24	Troymaine Pope	RB	Jr.
98	Connor Rouleau	PK	R-Fr.
75	Kyron Samuels	OL	Jr.
78	Tyler Scozzaro	OL	R-Fr.
16	Dalton Screws	WR	R-So.
52	Chad Sharp	LS	R-Jr.
11	Max Shortell	QB	Sr.
92	Devaunte Sigler	DL	Jr.
96	Montavious Skelton	DL	R-Sr.
80	Luke Smith	TE	Jr.
46	Darius Stephens	TE	Sr.
97	Cade Stinnett	PK	Fr.
61	Thomas Stinson	OL	Fr.
42	Quantavise Stoudemire	LB	Fr.
73	Tyler Swindle	OL	Fr.
47	Dawson Wells	LB	Jr.
14	Kyle West	QB	R-Jr.
6	J.D. Williams	WR	Jr.
83	Brandon Wilson	WR	R-Fr.
86	Kameron Wood	DE	R-So.
63	Adam Wright	OL	R-Jr.
27	Jojo Wynn	RB	R-So.



After serving as the team's offensive coordinator in 2013, Grass was named Jacksonville State head coach on January 21. Grass graduated from Jacksonville State in 1990.

JOHN GRASS

HEAD COACH

1ST SEASON

0-0 CAREER RECORD

Birthdate: February 28, 1968
Hometown: Ashville, Alabama
College: Jacksonville State, 1990 (Physical Education)
Family: Wife - Jada
 Children - Jud, Jules, Jace

Career Record

<u>Year</u>	<u>School</u>	<u>Overall</u>	<u>Conf. (Finish)</u>
First season			

CAREER HIGHLIGHTS

- Grass was named Jacksonville State's Offensive Coordinator prior to the 2013 season. During that season he helped orchestrate an offense that get numerous school, OVC and national records on its way to a 11-4 overall record, FCS quarterfinals berth and a No. 10 final national record. That marked the highest finish in the poll for the program during its Division I Era.
- During the 2013 season the Gamecocks amassed 6,637 yards of total offense (1,755 more yards than the previous school record) and scored 528 points (107 more than the old record). The team also set a new record with 65 touchdowns, including 48 rushing scores which set the OVC all-time record (breaking a record that had stood since 1959).
- In 2013 running back DaMarcus James rushed for 1,477 yards and a school record 29 touchdowns. He also set the JSU and OVC record with five rushing touchdowns in a game against JSU.
- Grass joined the JSU staff after coaching at the high school level for over 17 years and compiling a 122-61 career record.
- Grass served as head coach at Oxford High School (2008-12), posting five-straight winning records, a 41-16 overall record and the school's first-ever appearance in the Alabama 6A State Semifinals.
- Was named the Alabama 6A Coach of the Year in 2007 after leading Spain Park High School to the state championship game.
- Also was the head coach at Moody High School (2003-05), Albertville High (2002-03), Ashville High School (1995-99).

ASSISTANT COACHES

Co-Defensive Coordinator/Inside LB's: David Blackwell
 Alma Mater: East Carolina, 1997 (1st season)

Co-Defensive Coordinator/Safeties: Brandon Hall
 Alma Mater: Oklahoma, 2000 (1st season)

Offensive Line: Trey Clark
 Alma Mater: South Alabama, 2012 (1st season)

Defensive Line: Todd Bates
 Alma Mater: Alabama, 2005 (1st season)

Running Backs: Jimmy Ogle
 Alma Mater: Tennessee, 1999 (15th season)

Cornerbacks/Special Teams: Aashon Larkins
 Alma Mater: Lehigh, 2003 (1st season)

Outside Linebackers: Nick Gentry
 Alma Mater: Alabama, 2012 (1st season)

Tight Ends/Recruiting Coordinator: J.R. Sandlin
 Alma Mater: UCF, 2009 (1st season)

Quarterbacks: Larry Smith
 Alma Mater: Vanderbilt, 2011 (1st season)

Wide Receivers/Asst. Special Teams: Nick Williams
 Alma Mater: Alabama, 2012 (1st season)

2013 TEAM STATISTICS

	<u>JSU</u>	<u>Opponent</u>				
SCORING	528	354				
Points Per Game	35.2	23.6				
FIRST DOWNS	342	319				
Rushing	187	158				
Passing	133	128				
Penalty	22	33				
RUSHING YARDAGE	3604	2965				
Yards Gained Rushing	4031	3543				
Yards Lost Rushing	427	578				
Rushing Attempts	758	684				
Average Per Rush	4.8	4.3				
Average Per Game	240.3	197.7				
TDs Rushing	48	19				
PASSING YARDAGE	3033	2757				
Comp-Att-Int	231-397-11	229-480-14				
Average Per Pass	7.6	5.7				
Average Per Catch	13.1	12.0				
Average Per Game	202.2	183.8				
TDs Passing	13	22				
TOTAL OFFENSE	6637	5722				
Total Plays	1155	1164				
Average Per Play	5.7	4.9				
Average Per Game	442.5	381.5				
TIME OF POSSESSION/GAME	28:53	31:07				
3RD DOWN CONVERSIONS	92/235	82/245				
3rd-Down Pct.	39%	33%				
4TH DOWN CONVERSIONS	15/27	19/33				
4th-Down Pct.	56%	58%				
RED-ZONE SCORES	62-70 (89%)	43-59 (73%)				
RED-ZONE TOUCHDOWNS	45-70 (64%)	29-59 (49%)				
PAT-ATTEMPTS	62-63 (98%)	38-40 (95%)				
ATTENDANCE	110,695	70,078				
Games/Avg. Per Game	7/15,814	8/8,760				
Neutral Site Games	-	0/0				
<u>SCORE BY QUARTERS</u>	<u>1st</u>	<u>2nd</u>	<u>3rd</u>	<u>4th</u>	<u>OT</u>	<u>Total</u>
Jacksonville State	115	186	136	72	19	528
Opponents	91	65	61	126	11	354

2013 INDIVIDUAL STATISTICS

RUSHING						
<u>Player</u>	<u>G</u>	<u>Att.</u>	<u>Yds.</u>	<u>Avg.</u>	<u>TD</u>	<u>Yds./G</u>
DaMarcus James	15	292	1477	5.1	29	98.5
Eli Jenkins	14	137	953	7.0	8	68.1
Troymaine Pope	14	145	633	4.4	8	45.2
Miles Jones	13	97	428	4.4	2	32.9
Telvin Brown	14	18	125	6.9	1	8.9
PASSING						
<u>Player</u>	<u>G</u>	<u>Cmp.-Att.</u>	<u>Pct.</u>	<u>Yds.</u>	<u>TD/Int.</u>	<u>Avg.</u>
Max Shortell	10	114-200	57.0	1608	6/7	160.8
Eli Jenkins	14	74-124	59.7	887	3/2	63.4
Kyle West	8	39-65	60.0	446	2/2	55.8
RECEIVING						
<u>Player</u>	<u>G</u>	<u>No.</u>	<u>Yds.</u>	<u>Avg.</u>	<u>TD</u>	<u>Yds./G</u>
Josh Barge	15	58	885	15.3	2	59.0
Anthony Johnson	15	35	416	11.9	4	27.7
Telvin Brown	14	34	441	13.0	2	31.5
Markis Merrill	7	24	363	15.1	2	51.9
Spencer Goffigan	15	16	205	12.8	1	13.7
SCORING						
<u>Player</u>	<u>G</u>	<u>TD</u>	<u>XPt.</u>	<u>FG</u>	<u>Pts.</u>	<u>Pts./G</u>
DaMarcus James	15	29	-	-	174	11.6
Griffin Thomas	15	-	62-63	24-32	134	8.9
Troymaine Pope	14	8	-	-	48	3.4
Eli Jenkins	14	8	-	-	48	3.4
Anthony Johnson	15	4	-	-	24	1.6
TACKLES						
<u>Player</u>	<u>G</u>	<u>Solo</u>	<u>Asst.</u>	<u>Total</u>	<u>TFL</u>	<u>Sacks</u>
Brandon Bender	14	68	33	101	3.0	0
Pierre Warren	15	51	25	76	1.0	0
Rashad Smith	14	47	22	69	8.0	4.0
Ketrick Wolfe	15	42	26	68	4.5	2.5
Robert Gray	15	40	27	67	8.0	4.5
INTERCEPTIONS						
<u>Player</u>	<u>G</u>	<u>No.</u>	<u>Yds.</u>	<u>Avg.</u>	<u>TD</u>	<u>PBU</u>
Pierre Warren	15	5	105	21.0	1	12
Robert Gray	15	2	26	13.0	0	3
Brenton Tolson	15	2	8	4.0	0	1

Returning Players in Bold

2013 SCHEDULE AND RESULTS

<u>Date</u>	<u>Opponent</u>	<u>Result</u>	<u>Attendance</u>
8/31	at Alabama State	W, 24-22	20,703
9/7	Jacksonville University	W, 48-13	17,592
9/14	North Alabama	W, 24-21 (2OT)	20,834
9/21	at Georgia State	W, 32-26 (OT)	15,425
9/28	Murray State*	L, 35-34 (OT)	14,382
10/5	at #22 UT Martin*	W, 41-27	4,981
10/12	#23 Tennessee State*	L, 31-15	19,092
10/26	at Tennessee Tech*	W, 34-14	8,953
11/2	at Austin Peay*	W, 42-10	4,010
11/9	Eastern Kentucky*	W, 68-10	16,876
11/16	at #2 Eastern Illinois*	L, 52-14	6,693
11/23	Southeast Missouri*	W, 42-34	12,927
11/30	#16 Samford #	W, 55-14	8,992
12/7	at #6 McNeese State #	W, 31-10	5,036
12/14	at #3 Eastern Washington #	L, 35-24	4,277

* - Ohio Valley Conference Contest # - FCS Playoff Game
Home Games in Bold



TEAM RECORDS

INDIVIDUAL RUSHING

Most Attempts

Game: 39 - Boyce Callahan vs. Livingston (1972)
Season: 292 - DaMarcus James (2013)
Career: 800 - Boyce Callahan (1970-73)

Most Yards

Game: 298 - Kory Chapman vs. UT Martin (2003)
Season: 1,477 - DaMarcus James (2013)
Career: 4,237 - Boyce Callahan (1970-73)

INDIVIDUAL PASSING

Most Attempts

Game: 53 - Reggie Stencil vs. Stephen F. Austin (1999)
Season: 418 - Montressa Kirby (1997)
Career: 1,027 - Ed Lett (1979-82)

Most Completions

Game: 30 - Marques Ivory vs. Eastern Ky. (2010)
Season: 218 - Montressa Kirby (1987)
Career: 563 - Ed Lett (1979-82)

Most Yards

Game: 444 - Marques Ivory vs. Eastern Ky. (2010)
Season: 2,817 - Montressa Kirby (1997)
Career: 7,145 - Ed Lett (1979-82)

INDIVIDUAL RECEIVING

Most Receptions

Game: 14 - Donald Young vs. North Alabama (1978)
Season: 62 - Ronald Bonner (1997)
Career: 178 - Joey Hamilton (1996-99)

Most Receiving Yards

Game: 247 - Ronald Bonner vs. Northwestern St. (1997)
Season: 1,010 - Ronald Bonner (1997)
Career: 2,903 - Joey Hamilton (1996-99)

YEAR-BY-YEAR RESULTS

YEAR	ALL	OVC	COACH	YEAR	ALL	OVC	COACH
1904	1-4-0	--	C.A. Holton	1959	6-2-1	--	Don Salls
1905	1-1-0	--	C. A. Holton	1960	3-6-0	--	Don Salls
1906	No Games Played			1961	5-4-0	--	Don Salls
1907	No Games Played			1962	4-3-2	--	Don Salls
1908	4-3-0	--	Earl Wells	1963	4-4-1	--	Don Salls
1909	0-2-0	--	F.A. Harwood	1964	4-4-1	--	Don Salls
1910	1-3-2	--	G.W. Penton	1965	7-2-0	--	Jim Blevins
1911	3-2-1	--	Ben Harris	1966	8-2-0	--	Jim Blevins
1912	1-4-0	--	Ben Harris	1967	4-5-1	--	Jim Blevins
1913	5-2-1	--	Ben Harris	1968	3-6-0	--	Jim Blevins
1914	3-1-0	--	Ben Harris	1969	3-6-0	--	Charley Pell
1915	5-2-0	--	Ben Harris	1970	10-0-0	--	Charley Pell
1916	2-4-1	--	Ben Harris	1971	6-3-0	--	Charley Pell
1917	9-0-1	--	Ben Harris	1972	7-2-1	--	Charley Pell
1918	1-2-1	--	Ben Harris	1973	7-2-0	--	Charley Pell
1919	3-4-1	--	Ben Harris	1974	7-4-0	--	C. Mayfield
1920	7-1-1	--	J.W. Stephenson	1975	7-3-0	--	C. Mayfield
1921	5-2-2	--	J.W. Stephenson	1976	6-4-0	--	C. Mayfield
1922	4-4-0	--	C.C. Bush	1977	11-3-0	--	Jim Fuller
1923	3-2-1	--	C.C. Bush	1978	7-3-0	--	Jim Fuller
1924	6-3-0	--	C.C. Bush	1979	4-6-0	--	Jim Fuller
1925	1-6-0	--	Earl Wren	1980	8-3-0	--	Jim Fuller
1926	1-7-0	--	Al Clemmons	1981	8-3-0	--	Jim Fuller
1927	2-4-1	--	Al Clemmons	1982	10-2-0	--	Jim Fuller
1928	5-2-0	--	Al Clemmons	1983	6-5-0	--	Jim Fuller
1929	5-3-0	--	J.W. Stephenson	1984	4-5-1	--	Joe Hollis
1930	4-3-1	--	J.W. Stephenson	1985	3-6-1	--	Bill Burgess
1931	0-9-1	--	T.B. Shotts	1986	5-4-1	--	Bill Burgess
1932	2-3-1	--	T.B. Shotts	1987	5-4-1	--	Bill Burgess
1933	2-5-1	--	T.B. Shotts	1988	10-2-0	--	Bill Burgess
1934	5-4-0	--	T.B. Shotts	1989	13-1-0	--	Bill Burgess
1935	2-5-0	--	T.B. Shotts	1990	9-3-0	--	Bill Burgess
1936	1-3-1	--	T.B. Shotts	1991	12-1-0	--	Bill Burgess
1937	0-5-0	--	T.B. Shotts	1992	12-1-1	--	Bill Burgess
1938	1-6-1	--	C.C. Dillon	1993	3-7-0	--	Bill Burgess
1939	0-7-2	--	C.C. Dillon	1994	4-7-0	--	Bill Burgess
1940	3-5-0	--	Osmo Smith	1995	7-4	--	Bill Burgess
1941	No Games Played			1996	1-9	--	Bill Burgess
1942	No Games Played			1997	1-10	--	Mike Williams
1943	No Games Played			1998	7-4	--	Mike Williams
1944	No Games Played			1999	1-10	--	Mike Williams
1945	1-1-0	--	C.C. Dillon	2000	4-6	--	Jack Crowe
1946	3-5-1	--	Don Salls	2001	5-6	--	Jack Crowe
1947	9-0-0	--	Don Salls	2002	5-6	--	Jack Crowe
1948	8-1-1	--	Don Salls	2003	8-4	7-1	Jack Crowe
1949	6-3-0	--	Don Salls	2004	9-2	7-1	Jack Crowe
1950	6-2-1	--	Don Salls	2005	6-5	6-2	Jack Crowe
1951	3-3-2	--	Don Salls	2006	6-5	5-3	Jack Crowe
1952	3-6-0	--	Don Salls	2007	6-5	5-3	Jack Crowe
1953	3-5-1	--	Don Salls	2008	8-3	6-2	Jack Crowe
1954	7-2-1	--	Don Salls	2009	8-3	6-1	Jack Crowe
1955	10-1-0	--	Don Salls	2010	9-3	6-2	Jack Crowe
1956	5-3-0	--	Don Salls	2011	7-4	6-2	Jack Crowe
1957	4-4-0	--	Don Salls	2012	6-5	5-3	Jack Crowe
1958	5-4-0	--	Don Salls	2013	11-4	5-3	Bill Clark

OVC Championships (3)

2003, 2004, 2011*

* Co-Champions

NCAA FCS Playoff Appearances (4)

2003, 2004, 2010, 2013

ALL-TIME COACHES

Coach	Years	Overall Record	OVC Record	OVC Titles	Playoff Appearances
C.A. Holton	1904-05	2-5 (.286)	-	-	-
Milton Harper	1906	No Record	-	-	-
G.Z. Henderson	1906-07	No Record	-	-	-
Earl Wells	1908	4-3 (.571)	-	-	-
F.A. Harwood	1909	0-2 (.000)	-	-	-
Ernest Jones	1910	1-3-2 (.500)	-	-	-
Ben Harris	1911-19	29-13-8 (.656)	-	-	-
J.W. Stephenson	1920-21, 29-30	21-8-3 (.703)	-	-	-
C.C. Bush	1922-24	9-5 (.643)	-	-	-
Earl Wren	1925	1-6 (.143)	-	-	-
Al Clemmons	1926-28	8-13-1 (.386)	-	-	-
T.B. Shotts	1931-37	18-24-4 (.435)	-	-	-
C.C. Dillon	1938-39, 45	2-16-3 (.167)	-	-	-
Osmo Smith	1940	3-5 (.375)	-	-	-
Don Salls	1946-52, 54-64	95-57-11 (.647)	-	-	-
Ray Wedgeworth	1953	3-5-1 (.388)	-	-	-
Jim Blevins	1965-68	22-15-1 (.592)	-	-	-
Charley Pell	1969-73	33-13-1 (.713)	-	-	-
Clarkie Mayfield	1974-76	20-11 (.645)	-	-	-
Jim Fuller	1977-83	54-25-0 (.683)	-	-	-
Joe Hollis	1984	4-5-1 (.450)	-	-	-
Bill Burgess	1985-96	84-49-4 (.628)	-	-	-
Mike Williams	1997-99	9-17 (.364)	-	-	-
Jeff Richards	1999	1-5 (.166)	-	-	-
Jack Crowe	2000-12	87-57 (.604)	59-20 (.747)	3	3
Bill Clark	2013	11-4 (.733)	5-3 (.625)	0	1



After his playing days at JSU (1986-88), Eric Davis went on to play in the NFL (with San Francisco and Carolina) and played in Super Bowl XXIX.



Roy Stewart Stadium (16,800) - Opened in 1973.



MURRAY STATE RACERS



Dr. Bob Davies
President



Allen Ward
Athletics Director



John Brush
Football Contact



Chris Hatcher
Head Coach

2014 SCHEDULE

Aug. 28	Union (Ky.)	7:00 p.m.
	<i>First meeting</i>	
Sept. 6	at Louisville (TV: ESPN3)	6:00 p.m.
	<i>Louisville leads 12-6; Last Meeting: UofL won 21-9 (9/1/11)</i>	
Sept. 20	at Western Michigan	6:00 p.m.
	<i>First meeting</i>	
Sept. 27	Jacksonville State*	6:00 p.m.
	<i>Jax State leads 9-2; Last Meeting: MSU won 35-34 in OT (9/28/13)</i>	
Oct. 4	at Tennessee Tech*	7:00 p.m.
	<i>Tennessee Tech leads 41-37-1; Last Meeting: MSU won 35-24 (10/5/13)</i>	
Oct. 11	Southeast Missouri*	3:00 p.m.
	<i>Murray St. leads 38-9-1; Last Meeting: SEMO won 37-34 in 3OT (10/12/13)</i>	
Oct. 18	at Austin Peay* (TV: ESPN3)	6:00 p.m.
	<i>Murray State leads 34-13; Last Meeting: MSU won 31-3 (10/19/13)</i>	
Oct. 25	Kentucky Wesleyan	3:00 p.m.
	<i>Murray State leads 2-0; Last Meeting: MSU won 66-10 (9/3/09)</i>	
Nov. 1	UT Martin*	1:00 p.m.
	<i>Murray State leads 35-17-1; Last Meeting: UT Martin won 45-17 (11/2/13)</i>	
Nov. 8	at Eastern Illinois*	12:00 p.m.
	<i>Eastern Illinois leads 16-13; Last Meeting: EIU won 37-17 (11/9/13)</i>	
Nov. 15	at Eastern Kentucky*	12:00 p.m.
	<i>Eastern Ky. leads 43-26-4; Last Meeting: MSU won 34-27 in OT (11/23/13)</i>	
Nov. 22	Tennessee State*	1:00 p.m.
	<i>Murray State leads 13-12; Last Meeting: TSU won 17-10 (11/16/13)</i>	

* Denotes Ohio Valley Conference Matchup
Home Games in Bold HC - Homecoming
 All Times Central and Subject to Change

QUICK FACTS

Basic Information

Location:	Murray, Ky.
Enrollment:	10,558
Founded:	1922
Nickname:	Racers
Colors:	Navy and Gold
President:	Dr. Bob Davies
Athletic Director:	Allen Ward
Stadium (Capacity):	Roy Stewart Stadium (16,800)
Surface:	FieldTurf

Media Relations

Football Contact:	John Brush
Office Phone:	(270) 809-7044
Cell Phone:	(270) 293-0590
Fax:	(270) 809-6814
Email:	jbrush@murraystate.edu
Web site:	www.GoRacers.com
Press Box Phone:	(270) 809-6811

Team Information

Offense:	Spread
Defense:	3-4
Lettermen Returning/Lost:	30/34
Offensive Starters Returning:	7
Defensive Starters Returning:	6
Specialist Starters Returning:	0
2013 Record/OVC Record (Finish):	6-6/4-4 (5th/tie)
Postseason:	none

All-Time Record/OVC Record:	465-401-36 (.535)/216-223-9 (.492)
Joined OVC:	1948
OVC Championships (Last):	8 (2002)
NCAA FCS Playoff Appearances (Last):	5 (2002)

PRESEASON DEPTH CHART

OFFENSE

WR	81	Janawski Davis	5-7	155	Jr.
	25	Paul Rice	5-10	173	Jr.
WR	85	Jesse Blackburn	6-3	240	So.
	12	Mitch Stults	5-9	170	Sr.
OT	77	Drew Kelley	6-4	295	Jr.
	61	Brandon Jones	6-3	290	Jr.
OG	73	Robert Olive	6-3	280	Jr.
	75	Hunter Kingston	6-1	280	Jr.
C	53	Corey Gammon	6-2	265	Jr.
	59	Dylan Padilla	6-3	295	Jr.
OG	63	Zach Littlefield	6-4	275	Sr.
	79	Koty Hix	6-3	290	R-Fr.
OT	55	Kamalie Matthews	6-2	295	Jr.
	61	Brandon Jones	6-3	290	Jr.
QB	2	KD Humphries	6-3	205	R-So.
	14	Parks Frazier	6-3	210	Sr.
	8	CJ Bennett	6-0	200	Sr.
RB	5	Pokey Harris	5-10	165	Jr.
	6	Marcus Holliday	5-10	185	So.
WR	3	Jeremy Harness	5-8	171	Jr.
	82	Zach Shipley	5-10	170	R-Fr.
WR	86	Nevar Griffin	6-2	205	Jr.
	80	Kendarian Jennings	6-2	185	Jr.

DEFENSE

DE	58	Zach Dean	6-4	250	Jr.
	93	Greg Clark	6-2	327	Sr.
NT	90	Demetrius Mason	6-4	280	Jr.
	92	Troy Marshall	6-4	275	Fr.
DE	88	Felton Collins	6-4	252	Sr.
	41	David Howell	6-2	270	Jr.
LB	40	Travis Taylor	6-3	227	Sr.
	47	Doug McWhorter	6-2	233	Jr.
LB	7	Anthony Hayes	6-0	211	Sr.
	46	T-Ray Malone	6-2	218	Jr.
LB	45	Perry Cooper	6-3	230	Sr.
	51	Lamont Crittendon	5-10	208	R-Fr.
LB	32	Jonathan Jackson	5-11	211	So.
	48	St. Pierre Anilus	5-11	210	Fr.
CB	1	Shawn Samuels-Connell	5-10	200	Jr.
	34	D'Montre Wade	6-0	180	R-Fr.
FS	29	Ced Jones	6-0	192	R-Fr.
	26	Demetric Johnson	6-0	185	R-Fr.
SS	1	Shawn Samuels-Connell	5-10	200	Jr.
	15	DeQuinten Spraggins	6-2	185	Jr.
CB	4	Cadarious Sanders	6-0	189	Sr.
	35	Chris Allen	5-10	180	Sr.

SPECIAL TEAMS

PK	49	Carson Greifenkamp	6-0	170	Jr.
	37	Gavin Wilson	6-1	175	Fr.
P	60	Zach Bogard	6-0	190	R-Fr.
	65	Evan McCombs	5-10	160	Fr.
LS	45	Perry Cooper	6-3	230	Sr.
	58	Zach Dean	6-4	250	Jr.
HO	89	Carson Beyer	5-9	170	Sr.
	25	Paul Rice	5-10	173	Jr.
KR	81	Janawski Davis	5-7	155	Jr.
	3	Jeremy Harness	5-8	171	Jr.
PR	81	Janawski Davis	5-7	155	Jr.
	3	Jeremy Harness	5-8	171	Jr.

Returning Starters in Bold

Key Losses

WR	Walter Powell	<i>All-American; 66 catches, 837 yards, 13 TDs</i>
QB	Maikhail Miller	<i>219-of-327, 2,221 yards, 18 TDs, 5 rushing TDs</i>
RB	Jaamal Berry	<i>128 rushes, 668 yards, 5 TDs</i>
RB	Duane Brady	<i>87 rushes, 471 yards, 6 TDs</i>

PLAYERS TO WATCH

DREW KELLEY

Senior • Offensive Lineman
6-4 • 295 • Thompson Station's, Tenn.

Started all 12 games at left tackle...Helped the Racer offense average 398.6 yards of offense...Offense accumulated over 400 yards five times, including a season-best 637 yards against Campbellsville... Team rushed for over 200 yard four times, including a season-best 296 yards against Jacksonville State.



TRAVIS TAYLOR

Senior • Linebacker
6-3 • 227 • Vancleave, Miss.

Appeared in all 12 games, making eight starts...Finished the season with 59 tackles, 9.5 tackles-for-loss, 4.5 sacks, two forced fumbles and four quarterback hurries...Forced a fumble on the opening drive of the season against Missouri...Had eight tackles, three tackles-for-loss and a sack against Jacksonville State... Posted season-high nine tackles, two tackles-for-loss and forced a fumble against UT Martin...Recorded seven tackles, three tackles-for-loss and two sacks in a victory over Eastern Kentucky.



TEAM NOTES

• The Murray State coaching staff features five coaches who played collegiately at Valdosta State. Head Coach Chris Hatcher, offensive coordinator Mitch Stewart and wide receiver's coach Russ Callaway all played quarterback for the Blazers. Offensive line coach Shawn Bostick and Tackles/Tight Ends coach Gordon Steele were both centers at VSU.

• Murray State played a school record three overtime games in 2013. The Racers defeated Jacksonville State and Eastern Kentucky in overtime, while falling to SEMO in triple overtime. It marked the first time in school history the Racers defeated JSU and ECU in the same season.

• Head Coach Chris Hatcher is just the second head coach in Racer history to begin his career with four-straight non-losing seasons in OVC play. The only other coach to accomplish that was Houston Nutt from 1993-96.

• Murray State has not been shutout in nearly nine seasons. The last time the Racers were shutout was Sept. 24, 2005. The Racers have not been held to single digits in an OVC game since the 2009 season.

NUMERICAL ROSTER

No.	Name	Pos.	Ht.	Wt.	Yr.	Hometown (Last School)
1	Shawn Samuels-Connell	DB	5-10	200	Jr.	Bainbridge, Ga. (Marshall)
2	KD Humphries	QB	6-3	205	R-So.	Montgomery, Ala. (Jefferson Davis)
3	Jeremy Harness	WR	5-8	171	Jr.	Radcliffe, Ky. (John Hardin)
4	Cadarius Sanders	CB	6-0	189	Sr.	LaGrange, Ga. (South Carolina)
5	Pokey Harris	WR	5-10	165	Jr.	Winchester, Ky. (George Rogers Clark)
6	Marcus Holliday	RB	5-9	176	So.	Memphis, Tenn. (Fairley)
7	Anthony Hayes	LB	6-0	211	Sr.	Memphis, Tenn. (Memphis)
8	CJ Bennett	QB	6-0	200	Sr.	Tampa, Fla. (South Alabama)
12	Mitch Stults	WR	5-9	170	So.	Hamilton, Ala. (Hamilton)
13	Quincy Williams	DB	6-0	205	Fr.	Birmingham, Ala. (Wenonah)
14	Parks Frazier	QB	6-3	210	Sr.	Corinth, Miss. (Northeast Mississippi CC)
15	DeQuinten Spraggins	DB	6-2	185	Jr.	West Point, Miss. (Northeast Mississippi CC)
16	Jordon Gandy	WR	6-4	195	Fr.	Athens, Ala. (East Limestone)
17	DeQavius Walker	WR	6-1	180	Fr.	Macon, Ga. (Westside)
18	Hayden Spshire	QB	6-2	200	Fr.	Sugar Hill, Ga. (North Gwinnett)
19	Jalen Harrington	RB	6-2	245	Jr.	Louisville, Ky. (Louisville)
19	Houston Hartz	QB	6-2	195	Fr.	Owensboro, Ky. (Owensboro Catholic)
20	Roman Clay	RB	5-11	215	So.	Lancaster, Pa. (Kent State)
21	Bernard Thomas	CB	6-0	185	Jr.	Blue Springs, Mo. (Eastern Arizona College)
22	Dylan Boone	DB	5-11	187	Fr.	Murray, Ky. (Murray)
23	DeAndre Cooper	CB	5-10	170	Fr.	Brunswick, Ga. (Glynn Academy)
24	Deion Jackson	CB	5-10	160	Fr.	Mayfield, Ky. (Mayfield)
25	Paul Rice	WR	5-10	173	Jr.	St. Louis, Mo. (Gateway Tech)
26	Demetric Johnson	DB	6-0	185	R-Fr.	South Pittsburg, Tenn. (South Pittsburg)
27	Greg Willard	CB	5-9	170	Fr.	Decatur, Ala. (Austin)
28	Nick Taylor	WR	5-8	160	Fr.	Letohatchee, Ala. (Calhoun)
29	Cedric Jones	CB	6-0	192	R-Fr.	Memphis, Tenn. (East)
29	Zach Katzman	RB	5-8	175	R-Fr.	Mayfield, Ky. (Graves County)
30	Phillip Booker	DB	6-0	165	R-Fr.	Nashville, Tenn. (Nashville Christian School)
31	Lance Poole	CB	6-0	175	Jr.	Moorpark, Calif. (College of the Canyons)
32	Jonathan Jackson	LB	5-11	211	So.	Mayfield, Ky. (Mayfield)
33	Ethon Felton	LB	6-0	195	Fr.	Muschle Shoals, Ala. (Muscle Shoals)
34	D'Montre Wade	DB	6-0	180	R-Fr.	Brentwood, Ky. (Brentwood Academy)
35	Chris Allen	CB	5-10	180	Sr.	Memphis, Tenn. (Memphis)
36	Garian Bradley	RB	6-0	235	Fr.	Bessemer, Ala. (McAdory)
37	Gavin Wilson	K	6-1	175	Fr.	Thomasville, Ga. (Thomas County Central)
38	Mike Martz	DB	6-1	185	R-Fr.	Aviston, Ill. (Mater Dei)
39	Jordan Troutman	RB	5-10	205	Fr.	Paducah, Ky. (McCracken County)
40	Travis Taylor	LB	6-3	227	Sr.	Vanceleve, Miss. (Mississippi Gulf Coast CC)
41	David Howell	DL	6-2	270	Jr.	Ocean Springs, Miss. (Miss. Gulf Coast CC)
42	William Higginson	CB	5-10	183	Jr.	Mayfield, Ky. (Mayfield)
43	Cody Therrell	CB	6-2	170	So.	Murray, Ky. (Murray)
44	Claiborne Holmes	DB	6-1	185	Fr.	Louisville, Ky. (Jireh Prep)
44	John Morris	WR	5-10	165	R-Fr.	Nashville, Tenn. (Hillsboro)
45	Perry Cooper	LB	6-3	230	Sr.	The Woodlands, Texas (UNLV)
46	T-Ray Malone	LB	6-2	218	Jr.	Smyrna, Tenn. (Smyrna)
47	Doug McWhorter	DE	6-2	233	Jr.	Memphis, Tenn. (Ridgeway)
48	St. Pierre Anilus	LB	5-11	210	Fr.	Key West, Fla. (Georgia Military College)
49	Carson Greifenkamp	K	6-0	170	Jr.	Murray, Ky. (Murray)
50	Tyler Hall	LS	6-2	230	Fr.	Mayfield, Ky. (Mayfield)
51	Lamont Crittendon	LB	5-10	208	R-Fr.	Decatur, Ala. (Austin)
52	Joey Cicoria	LB	6-1	230	Jr.	Valencia, Calif. (College of the Canyons)
53	Corey Gammon	OL	6-2	265	Jr.	Memphis, Tenn. (East)
54	Reid Lucas	LB	5-11	185	Fr.	Park Hills, Mo. (Central)
55	Kamalie Matthews	OL	6-2	295	Sr.	Lithona, Ga. (Hutchinson Community College)
56	Arbre Jones	OL	6-6	310	R-Fr.	Memphis, Tenn. (University School)
57	Korey Mosley	LB	5-11	185	So.	Park Hills, Mo. (Central)
58	Zach Dean	DE	6-4	250	Jr.	Salem, Ala. (Central)
59	Dylan Padilla	OL	6-3	295	Jr.	Los Angeles, Calif. (Los Angeles Valley College)
60	Zach Bogard	P	6-0	190	R-Fr.	Brandenburg, Ky. (Meade County)
61	Brandon Jones	OL	6-3	290	Jr.	Memphis, Tenn. (Itawamba Community College)
62	Trevor Glover	LS	6-3	250	Fr.	Gordonsville, Tenn. (Gordonsville)
63	Zach Littlefield	OL	6-4	275	Sr.	Buckner, Ky. (Oldham County)
64	Tyler Stepney	LB	5-11	215	Fr.	Memphis, Tenn. (East)
65	Evan McCombs	K	5-10	160	Fr.	Mayfield, Ky. (Graves County)
66	Bill Rose	K	6-0	165	R-So.	Lawrenceburg, Ky. (Anderson County)
68	John Welsh	DB	5-10	165	Fr.	Paducah, Ky. (McCracken County)
73	Robert Olive	OL	6-3	280	Jr.	Murray, Ky. (Murray)
75	Hunter Kingston	OL	6-1	280	Jr.	Mayfield, Ky. (Mayfield)
77	Drew Kelley	OL	6-4	295	Sr.	Thompson's Station, Tenn. (Independence)
78	Joe Irby	OL	6-4	315	Fr.	Nashville, Tenn. (Franklin Road Academy)
79	Koty Hix	OL	6-3	290	R-Fr.	Fort Campbell, Ky. (Fort Campbell)
80	Kendarian Jennings	WR	6-2	185	Jr.	Memphis, Tenn. (Christian Brothers)
81	Janawski Davis	WR	5-7	150	Jr.	Eight Mile, Ala. (Blount)
82	Zach Shipley	WR	5-10	170	R-Fr.	Shelbyville, Ky. (Shelby County)
83	Grant Lowrance	WR	6-1	160	Fr.	McKenzie, Tenn. (McKenzie)
84	Jordan Brown	WR	5-8	155	R-Fr.	Mayfield, Ky. (Mayfield)
85	Jesse Blackburn	WR	6-3	240	So.	Gardendale, Ala. (Gardendale)
86	Nevan Griffin	WR	6-2	205	Sr.	St. Louis, Mo. (McCluer North)
87	Marqavius King	WR	5-9	170	R-Fr.	Abbeville, Ala. (Abbeville)
88	Felton Collins	DE	6-4	252	Sr.	Laurel, Miss. (Jones County Junior College)
89	Carson Beyer	WR	5-9	181	Sr.	Paducah, Ky. (Lone Oak)
90	Demetrius Mason	DT	6-4	280	Jr.	Cincinnati, Ohio (Iowa Central)
91	Bishop Woods	DL	6-4	275	Fr.	Duluth, Ga. (Peachtree Ridge)
92	Troy Marshall	DL	6-4	275	Fr.	Chelsea, Ala. (Chelsea)
93	Greg Clark	DL	6-2	327	Sr.	Warner Robins, Ga. (Tennessee)
97	Warren Conway	DE	6-3	240	Sr.	Gulfport Miss. (Miss. Gulf Coast CC)
98	Thomas Chapman	DT	6-4	301	So.	Louisville, Ky. (Kentucky)
99	Jerrold Frazier	DT	6-1	270	Jr.	Memphis, Tenn. (Middle Tennessee)
	Jamaine Brooks	DL	6-4	330	Sr.	Miami, Fla. (Louisville)

ALPHABETICAL ROSTER

No.	Name	Pos.	Yr.
35	Chris Allen	CB	Sr.
8	CJ Bennett	QB	Sr.
89	Carson Beyer	WR	Sr.
85	Jesse Blackburn	WR	So.
60	Zach Bogard	P	R-Fr.
30	Phillip Booker	WR	R-Fr.
22	Dylan Boone	DB	Fr.
36	Garian Bradley	RB	Fr.
	Jamaine Brooks	DL	Sr.
84	Jordan Brown	WR	R-Fr.
98	Thomas Chapman	DT	So.
52	Joey Cicoria	LB	Jr.
93	Greg Clark	DL	Sr.
20	Roman Clay	RB	So.
88	Felton Collins	DL	Sr.
97	Warren Conway	DL	Sr.
23	DeAndre Cooper	CB	Fr.
45	Perry Cooper	LB	Sr.
51	Lamont Crittendon	LB	R-Fr.
81	Janawski Davis	WR	Jr.
58	Zach Dean	DE	Jr.
33	Ethon Felton	LB	Fr.
99	Jerrold Frazier	DT	Jr.
14	Parks Frazier	QB	Sr.
53	Corey Gammon	OL	Jr.
16	Jordon Gandy	WR	Fr.
62	Trevor Glover	LS	Fr.
49	Carson Greifenkamp	K	Jr.
86	Nevan Griffin	WR	Sr.
50	Tyler Hall	LS	Fr.
3	Jeremy Harness	WR	Jr.
19	Jalen Harrington	WR	Jr.
5	Pokey Harris	RB	Jr.
19	Houston Hartz	QB	Fr.
7	Anthony Hayes	LB	Sr.
42	William Higginson	CB	Jr.
79	Koty Hix	OL	R-Fr.
6	Marcus Holliday	RB	So.
44	Claiborne Holmes	DB	Fr.
41	David Howell	DL	Jr.
2	KD Humphries	QB	R-So.
78	Joe Irby	OL	Fr.
24	Deion Jackson	CB	Fr.
32	Jonathan Jackson	LB	So.
80	Kendarian Jennings	WR	Jr.
26	Demetric Johnson	RB	R-Fr.
56	Arbre Jones	OL	R-Fr.
61	Brandon Jones	OL	Jr.
29	Cedric Jones	CB	R-Fr.
29	Zach Katzman	RB	R-Fr.
77	Drew Kelley	OL	Sr.
87	Marqavius King	WR	R-Fr.
75	Hunter Kingston	OL	Jr.
63	Zach Littlefield	OL	Sr.
83	Grant Lowrance	WR	Fr.
54	Reid Lucas	LB	Fr.
46	T-Ray Malone	LB	Jr.
92	Troy Marshall	DL	Fr.
38	Mike Martz	DB	R-Fr.
90	Demetrius Mason	DT	Jr.
55	Kamalie Matthews	OL	Sr.
65	Evan McCombs	K	Fr.
47	Doug McWhorter	DE	Jr.
44	John Morris	WR	R-Fr.
57	Korey Mosley	LB	R-Fr.
73	Robert Olive	OL	Jr.
59	Dylan Padilla	OL	Jr.
48	St. Pierre Anilus	LB	Jr.
31	Lance Poole	CB	Jr.
25	Paul Rice	WR	Jr.
66	Bill Rose	K	Fr.
1	Shawn Samuels-Connell	DB	Jr.
4	Cadarius Sanders	CB	Sr.
82	Zach Shipley	WR	R-Fr.
18	Hayden Spshire	QB	Fr.
15	DeQuinten Spraggins	DB	Jr.
64	Tyler Stepney	LB	Fr.
12	Mitch Stults	WR	So.
28	Nick Taylor	WR	Fr.
40	Travis Taylor	LB	Sr.
43	Cody Therrell	CB	R-So.
21	Bernard Thomas	CB	Jr.
39	Jordan Troutman	RB	Fr.
34	D'Montre Wade	DB	R-Fr.
17	DeQavius Walker	WR	Fr.
68	John Welsh	DB	Fr.
27	Greg Willard	CB	Fr.
13	Quincy Williams	DB	Fr.
37	Gavin Wilson	K	Fr.
91	Bishop Woods	DL	Fr.



Chris Hatcher was named the 17th head coach in Murray State history on Dec. 21, 2009. Hatcher brought his offensive attack, "The Hatch Attack," to the Racers program and led the team to a winning record in his first season. It marked the first winning season for the program since 2004.

CHRIS HATCHER

HEAD COACH

5TH SEASON (15TH OVERALL)

118-48 CAREER RECORD

24-21 AT MURRAY STATE

Birthdate: February 18, 1973

Hometown: Macon, Ga.

College: Valdosta State, 1995 (Kinesiology & Phys. Ed)

Family: Wife - Lori

Children - Ty, Talley

Career Record

Year	School	Overall	Conf. (Finish)
2000	Valdosta State	10-2	8-1 (1st-t)
2001	Valdosta State	12-1	9-0 (1st)
2002	Valdosta State	14-1	9-0 (1st)
2003	Valdosta State	10-2	8-1 (2nd)
2004	Valdosta State	13-1	9-0 (1st)
2005	Valdosta State	9-3	7-2 (2nd-t)
2006	Valdosta State	8-2	6-2 (3rd-t)
2007	Georgia Southern	7-4	4-3 (3rd-t)
2008	Georgia Southern	6-5	4-4 (4th-t)
2009	Georgia Southern	5-6	4-4 (4th-t)
2010	Murray State	6-5	5-3 (4th-t)
2011	Murray State	7-4	5-3 (4th)
2012	Murray State	5-6	4-4 (6th)
2013	Murray State	6-6	4-4 (5th-t)

CAREER HIGHLIGHTS

• Hatcher won his 100th game with a victory over Tennessee State on Nov. 20, 2010. In doing so he became the youngest coach in the 21st century to reach 100 wins, doing so at 37 years, 274 days. All-time he was the fifth youngest in NCAA history to reach 100 wins.

• Hatcher came to Murray State after 10 successful seasons at Valdosta State (2000-06) and Georgia Southern (2007-09). In seven seasons at his alma mater, Hatcher compiled a 76-12 record (.864), made seven Division II playoff appearances, two National Championship game appearances (2002, 2004) and won the 2004 AFCA National Coach of the Year. At VSU he coached Dusty Bonner, who was named Division II National Player of the Year twice.

• Hatcher spent three seasons at head coach at Georgia Southern, compiling an 18-15 overall mark. In his first season at GSU, Hatcher led the program to its second-best regular season turnaround in program history (+4).

• Prior to becoming a head coach, Hatcher was a student assistant coach at Valdosta State (1995), quarterbacks/tight ends coach at Central Florida (1996) and a quarterbacks/wide receivers coach at Kentucky (1996-99). At UCF he worked with future NFL pro Daunte Culpepper and at Kentucky coached future No. 1 NFL draft pick Tim Couch.

• As a quarterback at Valdosta State, Hatcher was a two-time All-American (1993, 1994), throwing for 11,363 yards and 121 touchdowns. During his senior season (1994), Hatcher led the Blazers to its first postseason playoff berth and set 29 VSU passing and total offense records. He was the recipient of the Harlon Hill Trophy, which is given to Division II's National Player of the Year. He was also the CoSIDA Academic All-American Football Player of the Year for also excelling in the classroom.

ASSISTANT COACHES

Assistant Head Coach/Offensive Line:..... Shawn Bostick
 Alma Mater: Valdosta State, 1997 (5th season)

Offensive Coordinator/Quarterbacks: Mitch Stewart
 Alma Mater: Valdosta State, 2005 (5th season)

Defensive Coordinator/Safeties:Dennis Therrell
 Alma Mater: Tennessee Tech, 1978 (2nd season)

Wide Receivers/Recruiting Coordinator:..... Russ Callaway
 Alma Mater: Valdosta State, 2010 (2nd season)

Linebackers:..... Santos Carrillo
 Alma Mater: Weber State, 1999 (2nd season)

Defensive Line:Davern Williams
 Alma Mater: Troy, 2002 (2nd season)

Cornerbacks:.....Carlos Alvarado
 Alma Mater: New Mexico Highlands, 2008 (2nd season)

Tackles/Tight Ends:Gordon Steele
 Alma Mater: Valdosta State, 2011 (1st season)

Director of Football Operations:Steve Adams
 Alma Mater: Murray State, 2013 (4th season)

Student Assistant:John Therrell
 Alma Mater: (1st season)

2013 TEAM STATISTICS

	<u>MSU</u>	<u>Opponent</u>				
SCORING	358	382				
Points Per Game	29.8	31.8				
FIRST DOWNS	248	314				
Rushing	103	153				
Passing	131	138				
Penalty	14	23				
RUSHING YARDAGE	1886	2982				
Yards Gained Rushing	2142	3329				
Yards Lost Rushing	256	347				
Rushing Attempts	424	625				
Average Per Rush	4.4	4.8				
Average Per Game	157.2	248.5				
TDs Rushing	19	33				
PASSING YARDAGE	2897	2774				
Comp-Att-Int	306-458-16	247-408-13				
Average Per Pass	6.3	6.8				
Average Per Catch	9.5	11.2				
Average Per Game	241.4	231.2				
TDs Passing	23	17				
TOTAL OFFENSE	4783	5756				
Total Plays	882	1033				
Average Per Play	398.6	479.7				
Average Per Game						
TIME OF POSSESSION/GAME	25:09	34:51				
3RD DOWN CONVERSIONS	66/175	103/216				
3rd-Down Pct.	38%	48%				
4TH DOWN CONVERSIONS	13/21	16/22				
4th-Down Pct.	62%	73%				
RED-ZONE SCORES	37-48 (77%)	47-59 (80%)				
RED-ZONE TOUCHDOWNS	26-48 (54%)	40-59 (68%)				
PAT-ATTEMPTS	42-44 (95%)	47-50 (94%)				
ATTENDANCE	32,669	103,868				
Games/Avg. Per Game	6/5,445	6/17,311				
Neutral Site Games	-	0/0				
<u>SCORE BY QUARTERS</u>	<u>1st</u>	<u>2nd</u>	<u>3rd</u>	<u>4th</u>	<u>OT</u>	<u>Total</u>
Murray State	123	58	99	56	22	358
Opponents	39	140	99	87	17	382

2013 INDIVIDUAL STATISTICS

RUSHING						
<u>Player</u>	<u>G</u>	<u>Att.</u>	<u>Yds.</u>	<u>Avg.</u>	<u>TD</u>	<u>Yds./G</u>
Jaamal Berry	12	128	668	5.2	5	55.7
Duane Brady	10	87	471	5.4	6	47.1
Maikhail Miller	10	119	429	3.6	5	42.9
Marcus Holliday	5	40	219	5.5	3	43.8
PASSING						
<u>Player</u>	<u>G</u>	<u>Comp.-Att.</u>	<u>Pct.</u>	<u>Yds.</u>	<u>TD/Int.</u>	<u>Avg.</u>
Maikhail Miller	10	219-327	67.0	2221	18/11	222.1
Parks Frazier	7	85-127	66.9	666	4/5	95.1
RECEIVING						
<u>Player</u>	<u>G</u>	<u>No.</u>	<u>Yds.</u>	<u>Avg.</u>	<u>TD</u>	<u>Yds./G</u>
Walter Powell	10	66	837	12.7	13	83.7
Jeremy Harness	12	40	353	8.8	1	29.4
Paul Rice	11	32	343	10.7	0	31.2
Nevan Griffin	10	31	235	7.6	1	23.5
Janawski Davis	12	29	368	12.7	2	30.7
SCORING						
<u>Player</u>	<u>G</u>	<u>TD</u>	<u>XPt.</u>	<u>FG</u>	<u>Pts.</u>	<u>Pts./G</u>
Walter Powell	10	15	-	-	90	9.0
Jordan Benton	10	0	32-34	6-11	50	5.0
Duane Brady	10	6	-	-	36	3.6
Maikhail Miller	10	6	-	-	36	3.6
Jaamal Berry	12	5	-	-	30	2.5
TACKLES						
<u>Player</u>	<u>G</u>	<u>Solo</u>	<u>Asst.</u>	<u>Total</u>	<u>TFL</u>	<u>Sacks</u>
Brandon Wicks	12	60	38	98	2.0	0
Sam Small	12	47	30	77	2.5	0.5
Corey Addison	11	36	28	64	1.5	0.5
Darrell Smith	12	42	20	62	4.5	0.5
Travis Taylor	12	42	17	59	9.5	4.5
INTERCEPTIONS						
<u>Player</u>	<u>G</u>	<u>No.</u>	<u>Yds.</u>	<u>Avg.</u>	<u>TD</u>	<u>PBU</u>
Darrell Smith	12	3	17	5.7	1	3
Josh Manning	12	3	5	1.7	0	5
Brandon Wicks	12	2	48	24.0	0	4
John Therrell	11	2	17	8.5	0	2

Returning Players in Bold

2013 SCHEDULE AND RESULTS

<u>Date</u>	<u>Opponent</u>	<u>Result</u>	<u>Attendance</u>
8/31	at Missouri	L, 58-14	58,038
9/7	Campbellsville	W, 83-14	5,350
9/14	Missouri State	W, 41-38	10,132
9/21	at Bowling Green	L, 48-7	16,094
9/28	at Jacksonville State*	W, 35-34 (OT)	14,382
10/5	Tennessee Tech*	W, 35-24	4,922
10/12	at Southeast Missouri*	L, 37-34 (3OT)	4,125
10/19	Austin Peay*	W, 31-3	6,847
11/2	at UT Martin*	L, 45-17	4,817
11/9	#2 Eastern Illinois*	L, 37-17	3,119
11/16	at Tennessee State*	L, 17-10	6,412
11/23	Eastern Kentucky*	W, 34-27 (OT)	2,299

* - Ohio Valley Conference Contest

Home Games in Bold



TEAM RECORDS

INDIVIDUAL RUSHING

Most Attempts

Game: 41 - Stevie Chaney vs. Austin Peay (2005)
Season: 276 - Don Clayton (1974)
Career: 557 - Don Clayton (1972-74)

Most Yards

Game: 310 - Stevie Chaney vs. Austin Peay (2005)
Season: 1,765 - Derrick Cullors (1995)
Career: 2,804 - Don Clayton (1972-74)

INDIVIDUAL PASSING

Most Attempts

Game: 67 - Casey Brockman vs. Tennessee State (2011)
67 - Casey Brockman vs. UT Martin (2012)
Season: 517 - Casey Brockman (2012)
Career: 1,405 - Casey Brockman (2009-12)

Most Completions

Game: 45 - Casey Brockman vs. Tennessee State (2011)
45 - Casey Brockman vs. UT Martin (2012)
Season: 359 - Casey Brockman (2012)
Career: 938 - Casey Brockman (2009-12)

Most Yards

Game: 600 - Casey Brockman vs. Tennessee State (2011)
Season: 3,729 - Casey Brockman (2012)
Career: 9,990 - Casey Brockman (2009-12)

INDIVIDUAL RECEIVING

Most Receptions

Game: 16 - Harvey Tanner vs. Austin Peay (1967)
Season: 94 - Walter Powell (2012)
Career: 216 - Marcus Harris (2007-10)

Most Receiving Yards

Game: 255 - Harvey Tanner vs. Middle Tenn. (1967)
Season: 1,213 - Walter Powell (2012)
Career: 2,650 - Walter Powell (2010-13)

YEAR-BY-YEAR RESULTS

YEAR	ALL	OVC	COACH	YEAR	ALL	OVC	COACH
1924	3-3-3	--	Irby Koffman	1970	4-6	1-6	Bill Furguson
1925	6-0-1	--	Carlisle Cutchin	1971	5-4-1	3-3-1	Bill Furguson
1926	5-2-1	--	Carlisle Cutchin	1972	4-6	2-5	Bill Furguson
1927	7-1-1	--	Carlisle Cutchin	1973	7-3	5-2	Bill Furguson
1928	9-0-1	--	Carlisle Cutchin	1974	9-2	5-2	Bill Furguson
1929	5-4	--	Carlisle Cutchin	1975	4-5-1	3-3-1	Bill Furgeson
1930	5-4	--	Carlisle Cutchin	1976	5-6	4-3	Bill Furgeson
1931	5-3-1	--	Ray Morgan	1977	6-5	4-3	Bill Furgeson
1932	4-2-3	--	Roy Stewart	1978	4-7	1-5	Mike Gottfried
1933	9-0	--	Roy Stewart	1979	9-2-1	6-0	Mike Gottfried
1934	6-3	--	Roy Stewart	1980	9-2	5-2	Mike Gottfried
1935	3-5	--	RoyStewart	1981	8-3	5-3	Frank Beamer
1936	5-4	--	Roy Stewart	1982	4-7	2-5	Frank Beamer
1937	8-1-1	--	Roy Stewart	1983	7-4	4-3	Frank Beamer
1938	6-2-1	--	Roy Stewart	1984	9-2	5-2	Frank Beamer
1939	4-4-1	--	Roy Stewart	1985	7-3-1	5-2	Frank Beamer
1940	4-3-2	--	Roy Stewart	1986	7-4-1	6-1	Frank Beamer
1941	4-3-2	--	Jim Moore	1987	6-5	3-3	Mike Mahoney
1942	1-5-2	--	Roy Stewart	1988	4-6	4-2	Mike Mahoney
1943	No Games Played			1989	6-4-1	3-3	Mike Mahoney
1944	5-2-0	--	Roy Stewart	1990	2-9	1-5	Mike Mahoney
1945	5-2-1	--	Roy Stewart	1991	3-8	1-6	Mike Mahoney
1946	5-5	--	Jim Moore	1992	2-9	1-7	Mike Mahoney
1947	6-3	--	Jim Moore	1993	4-7	4-4	Houston Nutt
1948	9-1-1	3-1	Fred Fautot	1994	5-6	4-4	Houston Nutt
1949	1-7-1	1-6	Fred Fautot	1995	11-1	8-0	Houston Nutt
1950	7-2-1	5-0-1	Fred Fautot	1996	11-2	8-0	Houston Nutt
1951	8-1	5-1	Fred Fautot	1997	7-4	5-2	Denver Johnson
1952	4-4	3-2	Fred Fautot	1998	7-4	5-2	Denver Johnson
1953	3-6	1-4	Fred Fautot	1999	7-4	5-2	Denver Johnson
1954	5-4	3-2	Fred Fautot	2000	6-5	4-3	Joe Pannunzio
1955	6-4	2-3	Fred Fautot	2001	4-6	2-4	Joe Pannunzio
1956	6-4	4-1	Jim Cullivan	2002	7-5	5-1	Joe Pannunzio
1957	3-5-1	1-3-1	Jim Cullivan	2003	4-8	3-5	Joe Pannunzio
1958	3-7	2-4	Jim Cullivan	2004	7-4	6-2	Joe Pannunzio
1959	0-10	0-6	Jim Cullivan	2005	2-9	0-7	Joe Pannunzio
1960	5-5	4-2	Don Shelton	2006	1-10	0-8	Matt Griffin
1961	4-6	2-4	Don Shelton	2007	2-9	1-7	Matt Griffin
1962	5-5	1-5	Don Shelton	2008	5-7	4-4	Matt Griffin
1963	5-5	3-4	Don Shelton	2009	3-8	2-6	Matt Griffin
1964	5-4-1	3-3-1	Don Shelton	2010	6-5	5-3	Chris Hatcher
1965	2-6-2	1-4-2	Don Shelton	2011	7-4	5-3	Chris Hatcher
1966	0-10	0-7	Don Shelton	2012	5-6	4-4	Chris Hatcher
1967	4-6	2-5	Bill Furguson	2013	6-6	4-4	Chris Hatcher
1968	7-2-1	5-2	Bill Furguson				
1969	5-4-1	2-4-1	Bill Furguson				


OVC Championships (8)

1948*, 1950, 1951, 1979, 1986*, 1995, 1996, 2002*

* Co Champions

NCAA FCS Playoff Appearances (5)

1979, 1986, 1995, 1996, 2002



Casey Brockman re-wrote the Murray State and OVC record books during his four-year career (2009-12).

ALL-TIME COACHES

Coach	Years	Overall Record	OVC Record	OVC Titles	Playoff Appearances
Irby Koffman	1924	3-3-3 (.500)	-	-	-
Carlisle Cutchin	1925-30	37-11-4 (.750)	-	-	-
Ray Morgan	1931	5-3-1 (.611)	-	-	-
Roy Stewart	1932-40, 42, 44-45	60-33-11 (.630)	-	-	-
Jim Moore	1941, 46-47	16-11-1 (.589)	-	-	-
Fred Fautot	1948-55	43-29-3 (.593)	23-19-1 (.547)	3	-
Jim Cullivan	1956-59	12-26-1 (.321)	7-14-1 (.341)	0	-
Don Shelton	1960-66	26-41-3 (.393)	14-29-3 (.333)	0	-
Bill Furguson	1967-77	60-49-4 (.549)	36-38-3 (.487)	0	-
Mike Gottfried	1978-80	22-11-1 (.662)	12-7 (.632)	1	1
Frank Beamer	1981-86	42-23-2 (.642)	27-16 (.628)	1	1
Mike Mahoney	1987-92	23-41-1 (.362)	13-26 (.333)	0	0
Houston Nutt	1993-96	31-16 (.660)	24-8 (.750)	2	2
Denver Johnson	1997-99	21-12 (.636)	15-6 (.714)	0	0
Joe Pannunzio	2000-05	30-37 (.448)	20-22 (.476)	1	1
Matt Griffin	2006-09	11-34 (.244)	7-25 (.219)	0	0
Chris Hatcher	2010-present	24-21 (.533)	18-14 (.563)	0	0



Houck Stadium (10,000) - Opened in 1930.



SOUTHEAST MISSOURI STATE REDHAWKS



Dr. Kenneth Dobbins
President



Mark Alnutt
Athletics Director



Jeff Honza
Football Contact



Tom Matukewicz
Head Coach

2014 SCHEDULE

Aug. 28	Missouri Baptist	6:00 p.m.
	<i>First meeting</i>	
Sept. 6	at Kansas	6:00 p.m.
	<i>First meeting</i>	
Sept. 13	at Southern Illinois	6:00 p.m.
	<i>Southeast leads 39-33-8; Last Meeting: SIU won 36-19 in St. Louis (9/21/13)</i>	
Sept. 20	Southeastern Louisiana	6:00 p.m.
	<i>Southeastern Louisiana leads 1-0; Last Meeting: SLU won 45-7 (8/29/13)</i>	
Sept. 27	at UT Martin*	6:00 p.m.
	<i>UT Martin leads 15-14; Last Meeting: UTM won 17-7 (9/28/13)</i>	
Oct. 4	Tennessee State* (HC)	1:00 p.m.
	<i>Tennessee State leads 12-10; Last Meeting: TSU won 40-16 (10/5/13)</i>	
Oct. 11	at Murray State*	3:00 p.m.
	<i>Murray State leads 38-9-1; Last Meeting: SEMO won 37-34 in 3OT (10/12/13)</i>	
Oct. 18	Eastern Illinois*	1:00 p.m.
	<i>Eastern Illinois leads 15-6; Last Meeting: EIU won 55-33 (10/19/13)</i>	
Oct. 25	at Eastern Kentucky*	2:00 p.m.
	<i>Eastern Kentucky leads 21-3; Last Meeting: EKU won 31-7 (10/26/13)</i>	
Nov. 8	at Tennessee Tech* (TV: ESPN3)	1:30 p.m.
	<i>Tennessee Tech leads 13-9; Last Meeting: TTU won 41-16 (11/9/13)</i>	
Nov. 15	Austin Peay*	1:00 p.m.
	<i>Southeast leads 12-6; Last Meeting: SEMO won 36-34 (11/16/13)</i>	
Nov. 22	Jacksonville State*	1:00 p.m.
	<i>Jacksonville State leads 13-5; Last Meeting: JSU won 42-34 (11/23/13)</i>	

* Denotes Ohio Valley Conference Matchup

Home Games in Bold HC - Homecoming

All Times Central and Subject to Change

QUICK FACTS

Basic Information

Location:	Cape Girardeau, Mo.
Enrollment:	11,917
Founded:	1873
Nickname:	Redhawks
Colors:	Red and Black
President:	Dr. Kenneth W. Dobbins
Athletic Director:	Mark Alnutt
Stadium (Capacity):	Houck Stadium (10,000)
Surface:	FieldTurf

Media Relations

Football Contact:	Jeff Honza
Office Phone:	(573) 651-2933
Cell Phone:	(618) 528-1145
Fax:	(573) 651-2810
Email:	jhonza@semo.edu
Web site:	GoSoutheast.com
Press Box Phone:	(573) 651-2191

Team Information

Offense:	Multiple
Defense:	4-3
Lettermen Returning/Lost:	27/7
Offensive Starters Returning:	9
Defensive Starters Returning:	8
Specialist Starters Returning:	3
2013 Record/OVC Record (Finish):	3-9/2-6 (7th/tie)
Postseason:	none

All-Time Record/OVC Record:	436-500-36 (.467)/60-115 (.343)
Joined OVC:	1991
OVC Championships (Last):	1 (2010)
NCAA FCS Playoff Appearances (Last):	1 (2010)

PRESEASON DEPTH CHART

OFFENSE

WR	1	Paul McRoberts	6-3	197	Jr.
	13	Tyler McLemore	6-1	209	R-Fr.
WR	7	Peter Lloyd	5-7	166	Jr.
	82	Tyler Manne	5-10	170	So.
OT	76	Corey Porter	6-1	289	Sr.
	64	Lawton Kietzman	6-5	265	R-Fr.
OG	74	Garret Baker	6-2	280	So.
	65	Christian Guerrero	6-2	272	So.
C	62	Jake McCandless	6-0	297	So.
	79	Zach Hayes	6-3	258	Jr.
OG	70	Traven Mable	6-2	308	Jr.
	63	Billy Dasher	6-0	270	So.
OT	78	Kyle Finney	6-2	264	Sr.
	66	Ben Schmidt	6-4	272	Sr.
QB	12	Kyle Snyder	6-1	209	Sr.
	10	Alex Niznak	6-2	240	Jr.
RB	20	DeMichael Jackson	5-10	190	Jr.
	28	Lewis Washington	5-10	248	Jr.
TE	48	Stephen Dunn	6-4	249	R-Fr.
	47	Logan Larson	6-2	237	So.
FB	30	Ron Coleman	5-11	249	Sr.
	34	David Smart	6-1	250	Sr.
WR	4	Spencer Davis	5-7	182	Sr.
	6	Darius Darden-Box	5-7	168	So.
WR	88	Mike Cyliax	6-5	205	Sr.
	83	Adrian Davis	6-3	190	Fr.

DEFENSE

DE	91	Selwyn Carrol	6-1	254	So.
	99	Austin Black	5-11	236	So.
DT	68	Jon Slania	6-1	281	Jr.
	51	Travis Sanders	6-3	262	Jr.
NT	93	Marlon Hampton	6-2	314	So.
	94	Josiah Smith	6-1	321	Jr.
LB	57	Chad Meredith	6-5	222	So.
	96	Lloyd Laufile Time	6-1	229	So.
LB	9	Terrance Hill	6-0	215	So.
	15	Daniel Siehndel	6-1	237	Sr.
LB	43	Roper Garrett	6-1	234	So.
	25	Matt Starks	5-9	212	Sr.
LB	5	Wisler Ymonice	6-0	219	Sr.
	8	Sam Poole	5-11	203	Jr.
CB	32	Reggie Jennings	5-11	186	Sr.
	16	Justin Elias	5-8	168	Sr.
FS	14	David Coley	6-2	196	Jr.
	31	Josh Freeman	6-0	183	Jr.
SS	23	Ron Davis	6-0	189	Sr.
	36	Eriq Moore	5-10	202	So.
CB	26	Tim Hamm-Bey	5-10	173	Sr.
	11	Buck Wilson	5-10	166	R-Fr.

SPECIAL TEAMS

PK	35	Ryan McCrum	6-0	228	So.
	46	Alex Knight	6-1	199	So.
P	46	Alex Knight	6-1	199	So.
	35	Ryan McCrum	6-0	228	So.
KR	4	Spencer Davis	5-7	182	Sr.
PR	4	Spencer Davis	5-7	182	Sr.

Returning Starters in Bold

Key Losses

QB	Scott Lathrop	1049 passing yards, 11 TDs; 532 rush yards, 2 TDs
DB	Ben Kargbo	74 tackles, 2 PBU, 1 FF
WR	D.J. Foster	33 catches, 364 yards, 3 TDs

PLAYERS TO WATCH

PAUL McROBERTS

Junior • Wide Receiver
6-3 • 192 • St. Louis, Mo.



Preseason All-OVC Team selection...Had a breakout year as a sophomore, hauling in 44 catches for 646 yards and nine touchdowns in 12 games...Averaged 14.7 yards per catch...His nine receiving touchdowns were tied for fifth in the OVC...Had five catches for 133 yards and two touchdowns in game against Southern Illinois (Sept. 21)...Had a season-high seven catches against nationally-ranked Eastern Illinois...Also had two touchdown receptions against each Murray State and Urbana...As a freshman had 11 catches for 138 yards and two touchdowns in nine games.

SPENCER DAVIS

Senior • WR/Return Specialist
5-8 • 175 • Florissant, Mo.



Led Southeast Missouri with 1,288 all-purpose yards during the 2013 season (107.3/game)...Rushed the ball six times for 36 yards and a touchdown, caught 35 passes for 302 yards and three touchdowns, had 15 punt returns for 104 total yards and returned 36 kick returns for 846 yards and a touchdown...Averaged 23.5 yards/kickoff return, which was tied for first in the OVC...Had five catches against each Southern Illinois, Eastern Illinois and Urbana during the season...Had both a receiving and kick return touchdown against nationally-ranked Eastern Illinois (Oct. 19).

TEAM NOTES

• A new era begins for Southeast Missouri football in 2014. Tom Matukewicz was introduced as the 13th head coach in Southeast history on Dec. 18, 2013. Matukewicz spent the last two years as defensive coordinator and linebackers coach at the University of Toledo.

• Southeast returns nine starters on offense and eight on defense this season. The Redhawks returning offensive starters include fullback Ron Coleman, wide receiver/return specialist Spencer Davis, guards Kyle Finney and Traven Mable, running back DeMichael Jackson, tackles Jake McCandless and Ben Schmidt, center Corey Porter and wide receiver Paul McRoberts. Defensively, linebackers Matt Starks, Austin Black and Wisler Ymonice, ends Selwyn Carrol and Travis Sanders, tackle Jon Slania, strong safety Ron Davis and cornerback Reggie Jennings are back.

• Junior DeMichael Jackson was selected to the 2014 College Football Performance Awards Running Back Award Watch List. A native of Louisville, Ky., Jackson appeared in 12 games and made nine starts last season. He led Southeast in rushing with 977 yards and four touchdowns on 170 carries, averaging 5.7 yards per rush. Jackson ran for over 100 yards five times and ranked sixth in the Ohio Valley Conference in rushing with 81.4 yards per game.

• Austin Black was named to the Phil Steele Freshman All-America team in 2013. A first-team pick, Black earned All-OVC Newcomer honors after ranking seventh on the team with 52 tackles, including 30 solo stops. He led the Redhawks with 4.5 sacks and 9.5 tackles for loss. Black was also a finalist for the Sports Network's Jerry Rice Award.

NUMERICAL ROSTER

No.	Name	Pos.	Ht.	Wt.	Yr.	Hometown (Last School)
1	Paul McRoberts	WR	6-3	197	Jr.	St. Louis, Mo. (Soldan H.S.)
2	Blake Jackson	QB	6-0	201	So.	Houston, Texas (Dobie H.S.)
3	Lennies McFerren	RB	5-9	196	Sr.	Paris, Tenn. (Henry County H.S.)
4	Spencer Davis	WR/RS	5-7	182	Sr.	Florissant, Mo. (Hazelwood Central H.S.)
5	Wisler Ymonice	OLB	6-0	219	Sr.	Auburndale, Fla. (Auburndale H.S.)
6	Darius Darden-Box	ATH	5-7	168	So.	Nashville, Tenn. (Pearl-Cohn H.S.)
7	Peter Lloyd	WR	5-7	166	Jr.	Caruthersville, Mo. (Caruthersville H.S.)
8	Sam Poole	OLB	5-11	203	Jr.	O'Fallon, Ill. (O'Fallon H.S.)
9	Terrance Hill	ILB	6-0	215	So.	Kansas City, Mo. (Raytown H.S.)
10	Alex Niznak	QB	6-2	240	Jr.	Ithaca, Mich. (Central Michigan)
10	JJ Flye	CB	5-11	179	Fr.	Southaven, Miss. (Southaven H.S.)
11	Buck Wilson	CB	5-10	166	R-Fr.	Commerce, Texas (Commerce H.S.)
12	Kyle Snyder	QB	6-1	209	Sr.	Barberton, Ohio (Barberton H.S. (Ohio University)
13	Tyler McLemore	WR	6-1	209	R-Fr.	Godfrey, Ill. (Alton H.S.)
14	David Coley	FS	6-2	196	Jr.	Inglewood, Calif. (Valley Christian H.S.)
15	Daniel Siehndel	ILB	6-1	237	Sr.	Kansas City, Mo. (Northern Colorado)
16	Justin Elias	CB	5-8	168	Sr.	Smiths, Ala. (Sierra College)
17	Anthony Cooper	QB	/6-1	196	Fr.	Springfield, Mo. (Kickapoo H.S.)
17	Brad Ivey	ILB	6-2	223	Fr.	Shawnee, Kan. (Bishop Miege H.S.)
18	Colby Baker	FS	5-11	178	So.	Hardee, Fla. (Hardee H.S.)
19	Griffin Pickler	QB	6-1	201	Fr.	Colleyville, Texas (Colleyville Heritage H.S.)
19	Amon Turner	WR	5-11	185	Jr.	St. Louis, Mo. (DeSmet Jesuit H.S.)
20	DeMichael Jackson	RB	5-10	190	Jr.	Louisville, Ky. (Jeffersonstown H.S.)
21	Myles Littlejohn	SS	5-8	197	Sr.	St. Louis, Mo. (McCluer North H.S./St. Ambrose)
22	Brendan Stewart	RB	5-11	211	R-Fr.	Carlinville, Ill. (Carlinville H.S.)
23	Ron Davis	SS	6-0	189	Sr.	Compton, Calif. (Cerritos College)
24	Ryan Moore	CB	5-9	174	So.	St. Louis, Mo. (Missouri Western)
25	Matt Starks	ILB	5-9	212	Sr.	Paducah, Ky. (Lone Oak H.S.)
26	Tim Hamm-Bey	CB	5-10	173	Sr.	St. Louis, Mo. (Lindbergh H.S.)
27	Michael Ford	WR	5-11	188	R-Fr.	Alton, Ill. (Marquette Catholic H.S.)
28	Lewis Washington	RB	5-10	248	Jr.	Arlington, Texas (Mansfield Summit H.S.)
29	Tyson Estes	RB	5-6	183	So.	Chaffee, Mo. (Chaffee H.S.)
30	Ron Coleman	FB	5-11	249	Sr.	Omaha, Neb. (North H.S.)
31	Josh Freeman	FS	6-0	183	Jr.	Poplar Bluff, Mo. (Poplar Bluff H.S.)
32	Reggie Jennings	CB	5-11	186	Sr.	Westchester, Ill. (Nazareth Academy H.S.)
33	Hunter Bledsoe	ILB	6-0	225	Fr.	Eads, Tenn. 9Briarcrest H.S.)
34	David Smart	FB	6-1	250	Sr.	Rogers, Ark. (Rogers H.S.)
35	Ryan McCrum	K	6-0	228	So.	St. Charles, Mo. (St. Charles West H.S.)
36	Eriq Moore	SS	5-10	202	So.	St. Louis, Mo. (Parkway Central H.S.)
37	Josh Kinzer	SS	5-11	208	Fr.	Owasso, Okla. (Owasso H.S.)
38	Mark Cushing	ILB	5-11	237	R-Fr.	Wentzville, Mo. (Holt H.S.)
39	Michael Holt	ILB	6-2	208	So.	Lee's Summit, Mo. (West H.S.)
41	C.J. Stafford	K	6-0	190	Fr.	Collierville, Tenn. (Houston H.S.)
42	Rider Garrett	OLB	5-11	206	R-Fr.	Farmington, Mo. (Farmington H.S.)
43	Roper Garrett	ILB	6-1	234	So.	Farmington, Mo. (Farmington H.S.)
44	Lawrence Hills	DE	6-3	248	Jr.	Jacksonville, Fla. (West Nassau H.S.)
45	Andy McNeel	ILB	6-0	236	Jr.	Eureka, Mo. (Eureka H.S.)
46	Alex Knight	K/P	6-1	199	So.	Ft. Lauderdale, Fla. (St. Thomas Aquinas H.S.)
47	Logan Larson	TE	6-2	237	So.	Springfield, Ill. (Bowling Green)
48	Stephen Dunn	TE	6-4	249	R-Fr.	Jackson, Mo. (Jackson H.S.)
49	Jeff Teel	TE	6-3	236	Fr.	Bartlett, Tenn. (Bartlett H.S.)
50	Zach Stagner	LS	5-11	226	Fr.	Cape Girardeau, Mo. (Central H.S.)
51	Travis Sanders	DT	6-3	262	Jr.	St. Clair, Mo. (St. Clair H.S.)
53	Drew Shores	OLB	5-10	213	R-Fr.	Centralia, Ill. (Centralia H.S.)
54	Fletcher Evans	DT	6-2	270	R-Fr.	Champaign, Ill. (Centennial H.S.)
55	Nick Coffman	OL	6-0	281	Jr.	Pevely, Mo. (Jefferson College)
55	Luther Wright	G	6-1	309	Fr.	East St. Louis, Ill. (East St. Louis H.S.)
56	Logan Misner	C/LS	6-2	277	Fr.	Poplar Bluff, Mo. (Poplar Bluff H.S.)
57	Chad Meredith	OLB	6-5	222	So.	Louisville, Ky. (Christian Academy H.S.)
59	Wade Wright	LS/C	5-11	238	Sr.	Surprise, Ariz. (Glendale CC)
60	Michael Cooke	OT	6-1	274	So.	Alton, Ill. (Marquette H.S.)
61	Gabe Phillips	OT	6-5	270	R-Fr.	Springfield, Ill. (Glenwood H.S.)
62	Jake McCandless	C	6-0	297	So.	Newburgh, Ind. (Castle H.S.)
63	Billy Dasher	G	6-0	270	So.	Birmingham, Ala. (Oak Mountain H.S.)
64	Lawton Kietzman	OT	6-5	263	R-Fr.	Springfield, Ill. (Glenwood H.S.)
65	Christian Guerrero	G	6-2	272	So.	Chicago, Ill. (South Elgin H.S.)
66	Ben Schmidt	OT	6-4	272	Sr.	Cincinnati, Ohio (Oak Hills H.S.)
68	Jon Slania	DT	6-1	281	Jr.	Chicago, Ill. (South Elgin H.S.)
69	Giovanni Negron	OT	6-2	315	Fr.	Tampa, Fla. (Countyside H.S.)
70	Traven Mable	G	6-2	308	Jr.	Willingboro, N.J. (Willingboro H.S.)
71	Broedy Wheeler	C	6-1	255	R-Fr.	Spring, Texas (Klein Oak H.S.)
72	Colby Weist	G	6-0	288	So.	Long Beach, Calif. (Woodrow Wilson H.S.)
73	Alex Snyder	G	6-3	274	R-Fr.	Humble, Texas (St. Thomas H.S.)
74	Garret Baker	G	6-2	280	So.	Owensville, Mo. (Owensville H.S.)
75	Nick Michel	G	6-2	284	Fr.	Poplar Bluff, Mo. (Poplar Bluff H.S.)
76	Corey Porter	OT	6-1	289	Sr.	Sikeston, Mo. (Sikeston H.S.)
77	Quentin Michel	OT	6-2	261	Fr.	Poplar Bluff, Mo. (Poplar Bluff H.S.)
78	Kyle Finney	OT	6-2	264	Sr.	Huntington Beach, Calif. (Orange Coast College)
79	Zach Hayes	C	6-3	258	Jr.	St. Louis, Mo. (Mehlville H.S.)
80	Connor Alexander	FB	6-1	222	Fr.	Olathe, Kan. (Olathe East H.S.)
81	Kendall Donnerson	OLB	6-2	220	Fr.	Maumelle, Ark. (Maumelle H.S.)
82	Tyler Manne	WR	5-10	170	So.	St. Louis, Mo. (Lafayette H.S.)
83	Adrian Davis	WR	6-3	190	Fr.	St. Petersburg, Fla. (Lakewood Senior H.S.)
84	Luke Stevens	TE	6-2	227	R-Fr.	Jackson, Mo. (Jackson H.S.)
85	Zach Cox	FB	5-11	242	So.	Owensboro, Ky. (Daviness County H.S.)
86	Demontrail Clark	ATH	5-8	156	Fr.	Charleston, Mo. (Charleston H.S.)
87	Keari Brown	WR	6-6	207	Fr.	West Memphis, Ark. (West Memphis Christian H.S.)
88	Mike Cyliax	WR	6-5	205	Sr.	St. Louis, Mo. (Oakville H.S.)
89	Gavin McCrary	TE	6-3	254	Fr.	Germantown, Tenn. (Houston H.S.)
90	Lucas Melo	NT	6-1	282	Sr.	Lake Mary, Fla. (Lake Mary H.S./LA Pierce College)
91	Selwyn Carrol	DE	6-1	254	So.	Jacksonville, Fla. (Trinity Christian Academy)
92	Bobby Hopkins	NT	6-1	313	R-Fr.	St. Louis, Mo. (Lutheran South H.S.)
93	Marlon Hampton	NT	6-2	314	So.	Webster Groves, Mo. (Webster Groves H.S.)
94	Josiah Smith	NT	6-1	321	Jr.	Burlington, N.C. (Eastern Arizona)
95	Zach Clouse	DT	6-0	265	Jr.	San Diego, Calif. (Grossmont College)
96	Lloyd Lauffli Time	OLB	6-1	229	So.	Birmingham, Ala. (Oak Mountain H.S.)
97	John Popovich	DE	6-4	251	So.	Louisville, Ky. (Christian Academy H.S.)
98	Joshua Wilson	NT	5-10	311	Fr.	Royal Palm Beach, Fla. (Royal Palm Beach H.S.)
99	Austin Black	DE	5-11	236	So.	Warrenton, Mo. (Warrenton H.S.)
	Wyatt Compton	QB	6-1	175	Fr.	Bonne Terre, Mo. (North County H.S.)
	Richie Eisenhart	WR	5-9	169	Fr.	St. Charles, Mo. (Francis Howell H.S.)
	Ryan Evans	S	6-1	190	Jr.	Hillsboro, Mo. (Hillsboro H.S.)
	Tyler Fallert	FB	5-10	202	Fr.	Ste. Genevieve, Mo. (Valle Catholic H.S.)
	Tariq McGruder	OL	6-0	275	Fr.	Memphis, Tenn. (Bolton H.S.)
	Clay Pickler	K	6-3	180	Jr.	Colleyville, Texas (Florida State)
	Colten Proffer	WR	5-7	176	Fr.	Jackson, Mo. (Jackson H.S.)
	Eli Roberts	LB	5-9	210	R-Fr.	Jefferson City, Mo. (Blair Oaks H.S.)
	Richard Vinson	S	6-2	185	R-Fr.	Morrisville, N.C. (Panther Creek H.S.)

ALPHABETICAL ROSTER

No.	Name	Pos.	Yr.
80	Connor Alexander	TE	Fr.
18	Colby Baker	S	So.
74	Garret Baker	OT	So.
99	Austin Black	DL	So.
33	Hunter Bledsoe	LB	Fr.
87	Keari Brown	WR	Fr.
91	Selwyn Carrol	DL	So.
86	Demontrail Clark	ATH	Fr.
95	Zach Clouse	DT	Jr.
55	Nick Coffman	OL	Jr.
30	Ron Coleman	FB	Sr.
14	David Coley	CB	Jr.
	Wyatt Compton	QB	Fr.
60	Michael Cooke	OL	So.
17	Anthony Cooper	QB	Fr.
85	Zach Cox	FB	So.
38	Mark Cushing	LB	R-Fr.
88	Mike Cyliax	WR	Sr.
6	Darius Darden-Box	ATH	So.
63	Billy Dasher	OL	So.
83	Adrian Davis	WR	Fr.
23	Ron Davis	S	Sr.
4	Spencer Davis	RS/WR	Sr.
81	Kendall Donnerson	DE	Fr.
48	Stephen Dunn	TE	R-Fr.
	Richie Eisenhart	WR	Fr.
16	Justin Elias	DB	Sr.
29	Tyson Estes	RB	So.
54	Fletcher Evans	LB	R-Fr.
	Ryan Evans	S	Jr.
	Tyler Fallert	RB	Fr.
78	Kyle Finney	OL	Sr.
10	JJ Flye	CB	Fr.
27	Michael Ford	WR	R-Fr.
31	Josh Freeman	S	Jr.
42	Rider Garrett	LB	R-Fr.
43	Roper Garrett	LB	So.
65	Christian Guerrero	OL	So.
26	Tim Hamm-Bey	CB	Sr.
93	Marlon Hampton	DT	So.
79	Zach Hayes	C	Jr.
9	Terrance Hill	LB	So.
44	Lawrence Hills	LB	So.
39	Michael Holt	LB	So.
92	Bobby Hopkins	DL	R-Fr.
17	Brad Ivey	LB	Fr.
2	Blake Jackson	QB	So.
20	DeMichael Jackson	RB	Jr.
32	Reggie Jennings	CB	Sr.
64	Lawton Kietzman	OT	R-Fr.
37	Josh Kinzer	S	Fr.
46	Alex Knight	K/P	So.
96	Lloyd Lauffli Time	DE	So.
47	Logan Larson	TE	So.
21	Myles Littlejohn	S	Sr.
7	Peter Lloyd	WR	Jr.
70	Traven Mable	G	Jr.
82	Tyler Manne	WR	R-So.
62	Jake McCandless	OL	So.
89	Gavin McCrary	TE	Fr.
35	Ryan McCrum	K	So.
3	Lennies McFerren	RB	Sr.
	Tariq McGruder	OL	Fr.
13	Tyler McLemore	WR	R-Fr.
45	Andy McNeel	LB	Jr.
1	Paul McRoberts	WR	Jr.
90	Lucas Melo	DT	Sr.
57	Chad Meredith	LB	So.
75	Nick Michel	OL	Fr.
77	Quentin Michel	OL	Fr.
56	Logan Misner	OL/LS	Fr.
36	Eriq Moore	FS	So.
24	Ryan Moore	DB	So.
69	Giovanni Negron	OL	Fr.
10	Alex Niznak	QB	R-Jr.
61	Gabe Phillips	OL	R-Fr.
	Clay Pickler	K	Jr.
19	Griffin Pickler	QB	Fr.
8	Sam Poole	CB	Jr.
97	John Popovich	DT	So.
76	Corey Porter	C	Fr.
	Colten Proffer	RB	Fr.
	Eli Roberts	LB	R-Fr.
51	Travis Sanders	DE	Jr.
66	Ben Schmidt	OT	Sr.
53	Drew Shores	LB	R-Fr.
15	Daniel Siehndel	LB	Sr.
68	Jon Slania	DL	Jr.
34	David Smart	FB	Sr.
94	Josiah Smith	DL	Jr.
73	Alex Snyder	OL	R-Fr.
12	Kyle Snyder	QB	Sr.
41	C.J. Stafford	K	Fr.
50	Zach Stagner	LS	Fr.
25	Matt Starks	LB	Sr.
84	Luke Stevens	TE	R-Fr.
22	Brendan Stewart	RB	R-Fr.
49	Jeff Teel	TE	Fr.
19	Amon Turner	WR	Jr.
	Richard Vinson	S	R-Fr.
28	Lewis Washington	RB	Jr.
72	Colby Weist	OL	So.
71	Broedy Wheeler	OL	R-Fr.
11	Buck Wilson	CB	R-Fr.
98	Joshua Wilson	DL/OL	Fr.
55	Luther Wright	OL	Fr.
59	Wade Wright	LS/C	Sr.
5	Wisler Ymonice	LB	Sr.

0-0 CAREER RECORD

Birthdate: August 5, 1973
Hometown: Silver Lakes, Kan.
College: Fort Hays State, 1997 (Physical Education)
Family: Wife - Lenna
 Children - Georgia, Shelby

<u>Year</u>	<u>School</u>	<u>Overall</u>	<u>Conf. (Finish)</u>
First season			

CAREER HIGHLIGHTS

- ## ASSISTANT COACHES

Director of Football Operations: Joe Uhls
Alma Mater: Southeast Missouri, 2012 (2nd season)

2013 TEAM STATISTICS

	<u>SEMO</u>	<u>Opponent</u>				
SCORING	262	441				
Points Per Game	21.8	36.8				
FIRST DOWNS	216	285				
Rushing	118	157				
Passing	81	116				
Penalty	17	11				
RUSHING YARDAGE	2436	3165				
Yards Gained Rushing	2710	3354				
Yards Lost Rushing	274	189				
Rushing Attempts	522	575				
Average Per Rush	4.7	5.5				
Average Per Game	203.0	263.8				
TDs Rushing	17	40				
PASSING YARDAGE	1666	2506				
Comp-Att-Int	148-281-12	187-310-12				
Average Per Pass	5.9	8.1				
Average Per Catch	11.3	13.4				
Average Per Game	138.8	208.8				
TDs Passing	17	16				
TOTAL OFFENSE	4102	5671				
Total Plays	803	885				
Average Per Play	5.1	6.4				
Average Per Game	341.8	472.6				
TIME OF POSSESSION/GAME	30:06	29:54				
3RD DOWN CONVERSIONS	61/170	75/163				
3rd-Down Pct.	36%	46%				
4TH DOWN CONVERSIONS	13/25	20/28				
4th-Down Pct.	52%	71%				
RED-ZONE SCORES	28-38 (74%)	54-60 (90%)				
RED-ZONE TOUCHDOWNS	24-38 (63%)	43-60 (72%)				
PAT-ATTEMPTS	25-34 (74%)	56-57 (98%)				
ATTENDANCE	20,825	102,772				
Games/Avg. Per Game	5/4,165	6/17,129				
Neutral Site Games	-	1/14,618				
<u>SCORE BY QUARTERS</u>	<u>1st</u>	<u>2nd</u>	<u>3rd</u>	<u>4th</u>	<u>OT</u>	<u>Total</u>
Southeast Missouri	36	77	53	86	10	262
Opponents	131	128	96	79	7	441

2013 INDIVIDUAL STATISTICS

RUSHING						
<u>Player</u>	<u>G</u>	<u>Att.</u>	<u>Yds.</u>	<u>Avg.</u>	<u>TD</u>	<u>Yds./G</u>
DeMichael Jackson	12	170	977	5.7	4	81.4
Scott Lathrop	12	139	532	3.8	2	44.3
Lewis Washington	12	44	375	8.5	1	31.2
Ron Coleman	12	85	269	3.2	6	22.4
Kyle Snyder	7	49	127	2.6	2	18.1
PASSING						
<u>Player</u>	<u>G</u>	<u>Cmp.-Att.</u>	<u>Pct.</u>	<u>Yds.</u>	<u>TD/Int.</u>	<u>Avg.</u>
Scott Lathrop	12	99-175	56.6	1049	11/8	87.4
Kyle Snyder	7	49-105	46.7	617	6/4	88.1
RECEIVING						
<u>Player</u>	<u>G</u>	<u>No.</u>	<u>Yds.</u>	<u>Avg.</u>	<u>TD</u>	<u>Yds./G</u>
Paul McRoberts	12	44	646	14.7	9	53.8
Spencer Davis	12	35	302	8.6	3	25.2
D.J. Foster	12	33	364	11.0	3	30.3
Peter Lloyd	11	20	233	11.6	2	21.2
SCORING						
<u>Player</u>	<u>G</u>	<u>TD</u>	<u>XPt.</u>	<u>FG</u>	<u>Pts.</u>	<u>Pts./G</u>
Paul McRoberts	12	9	-	-	54	4.5
Ron Coleman	12	6	-	-	36	3.0
Spencer Davis	12	5	-	-	30	2.5
Alex Knight	11	-	17-23	3-7	26	2.4
DeMichael Jackson	12	4	-	-	24	2.0
TACKLES						
<u>Player</u>	<u>G</u>	<u>Solo</u>	<u>Asst.</u>	<u>Total</u>	<u>TFL</u>	<u>Sacks</u>
Ben Kargbo	12	52	22	74	0	0
Wisler Ymonice	11	36	30	66	5.0	1.0
Roper Garrett	12	45	20	65	1.0	0
Matt Starks	12	39	23	62	1.0	0
Cantrell Andrews	12	40	20	60	0	0
INTERCEPTIONS						
<u>Player</u>	<u>G</u>	<u>No.</u>	<u>Yds.</u>	<u>Avg.</u>	<u>TD</u>	<u>PBU</u>
Daniel Siehndel	4	2	13	6.5	0	0
Reggie Jennings	12	2	0	0.0	0	4
Cantrell Andrews	12	2	36	18.0	0	5
Returning Players in Bold						



2013 SCHEDULE AND RESULTS

<u>Date</u>	<u>Opponent</u>	<u>Result</u>	<u>Attendance</u>
8/29	at Southeastern Louisiana	L, 45-7	5,820
9/7	at Ole Miss	L, 31-13	60,815
9/21	vs. Southern Illinois #	L, 36-19	14,618
9/28	#23 UT Martin*	L, 17-7	8,074
10/5	at Tennessee State*	L, 40-16	7,374
10/12	Murray State*	W, 37-34 (3OT)	4,125
10/19	at #3 Eastern Illinois*	L, 55-33	11,569
10/26	Eastern Kentucky*	L, 31-7	5,171
11/2	Urbana University	W, 37-35	1,249
11/9	Tennessee Tech*	L, 41-16	2,206
11/16	at Austin Peay*	W, 36-34	4,267
11/23	at Jacksonville State*	L, 42-34	12,927

* - Ohio Valley Conference Contest **Home Games in Bold**
 # - Played at Busch Stadium in St. Louis

TEAM RECORDS

INDIVIDUAL RUSHING

Most Attempts

Game: 40 - Kelvin Anderson vs. Austin Peay (1993)
Season: 305 - Henry Harris (2010)
Career: 637 - Walter Smallwood (1965-68)

Most Yards

Game: 293 - Henry Harris vs. SW Baptist (2010)
Season: 1,735 - Henry Harris (2010)
Career: 3,392 - Kelvin Anderson (1992-94)

INDIVIDUAL PASSING

Most Attempts

Game: 63 - Mke Haley vs. Kent State (2005)
Season: 466 - Andrew Goodenough (2004)
Career: 885 - Jason Liley (1989-92)

Most Completions

Game: 34 - Andrew Goodenough vs. EIU (2004)
34 - Mike Haley vs. Kent State (2005)
Season: 279 - Andrew Goodenough (2004)
Career: 556 - Jason Liley (1989-92)

Most Yards

Game: 429 - Jack Tomco vs. UT Martin (2002)
Season: 3,132 - Jack Tomco (2002)
Career: 6,179 - Jason Liley (1989-92)

INDIVIDUAL RECEIVING

Most Receptions

Game: 14 - Farron Haley vs. Lincoln (1989)
Season: 87 - Willie Ponder (2002)
Career: 181 - Darrell Pilon (1988-91)

Most Receiving Yards

Game: 211 - Art Miller vs. Evansville (1969)
Season: 1,453 - Willie Ponder (2002)
Career: 2,543 - Willie Ponder (2001-02)



Henry Harris was named an All-American and OVC Offensive Player of the Year after a record-breaking season in 2010. Harris set the Redhawks single season rushing record with 1,735 yards, the fourth-highest mark in OVC history.

YEAR-BY-YEAR RESULTS

YEAR	ALL	OVC	COACH	YEAR	ALL	OVC	COACH
1904	2-0	--	--	1959	7-2	--	Kenneth Knox
1905	2-1	--	--	1960	6-4	--	Kenneth Knox
1906	2-3-1	--	--	1961	5-5	--	Kenneth Knox
1907	1-3	--	--	1962	7-3	--	Kenneth Knox
1908	0-3	--	--	1963	4-6	--	Kenneth Knox
1909	1-1	--	--	1964	5-5	--	Kenneth Knox
1910	1-1	--	--	1965	2-8	--	Kenneth Knox
1911	2-2	--	--	1966	5-5	--	Kenneth Knox
1912	2-2	--	--	1967	8-2	--	Kenneth Knox
1913	1-3-1	--	--	1968	6-4	--	Tom Thrower
1914	No games played		--	1969	8-2	--	Tom Thrower
1915	2-4	--	F. Courleaux	1970	5-5	--	Tom Thrower
1916	4-5	--	F. Courleaux	1971	7-3-1	--	Tom Thrower
1917	2-2-1	--	F. Courleaux	1972	5-4-1	--	Tom Thrower
1918	2-0	--	F. Courleaux	1973	6-4	--	Tom Thrower
1919	2-4	--	F. Courleaux	1974	7-4	--	Jim Lohr
1920	0-4	--	F. Courleaux	1975	7-4	--	Jim Lohr
1921	1-4-2	--	F. Courleaux	1976	7-3-1	--	Jim Lohr
1922	5-2-1	--	F. Courleaux	1977	7-3-1	--	Jim Lohr
1923	4-3	--	F. Courleaux	1978	6-5	--	Jim Lohr
1924	3-5	--	F. Courleaux	1979	6-4-1	--	Jim Lohr
1925	4-2-2	--	F. Courleaux	1980	4-7	--	Jim Lohr
1926	0-6-1	--	F. Courleaux	1981	2-9	--	Jim Lohr
1927	1-5-2	--	F. Courleaux	1982	5-5-1	--	Jim Lohr
1928	1-5-1	--	F. Courleaux	1983	1-9	--	Jim Lohr
1929	3-3-1	--	F. Courleaux	1984	1-10	--	Bob Smith
1930	1-6-1	--	George Flamank	1985	4-7	--	Bob Smith
1931	2-8	--	George Flamank	1986	6-5	--	Bob Smith
1932	2-6-1	--	Abe Stuber	1987	6-4-1	--	Bob Smith
1933	5-3-1	--	Abe Stuber	1988	6-4	--	Bill Maskill
1934	8-1	--	Abe Stuber	1989	7-4	--	Bill Maskill
1935	7-2	--	Abe Stuber	1990	7-3	--	John Mumford
1936	4-5	--	Abe Stuber	1991	3-8	3-4	John Mumford
1937	9-0	--	Abe Stuber	1992	2-9	2-6	John Mumford
1938	3-5	--	Abe Stuber	1993	3-8	2-6	John Mumford
1939	5-3-1	--	Abe Stuber	1994	7-5	5-3	John Mumford
1940	4-5-1	--	Abe Stuber	1995	5-6	5-3	John Mumford
1941	4-4-1	--	Abe Stuber	1996	3-8	3-5	John Mumford
1942	6-2	--	Abe Stuber	1997	4-7	1-6	John Mumford
1943	4-2	--	Abe Stuber	1998	3-8	2-5	John Mumford
1944	3-4	--	Abe Stuber	1999	3-8	2-5	John Mumford
1945	No games played		--	2000	3-8	1-6	Tim Billings
1946	8-0-1	--	Abe Stuber	2001	4-7	1-5	Tim Billings
1947	2-6-1	--	Wayne Goddard	2002	8-4	4-2	Tim Billings
1948	0-7-2	--	Wayne Goddard	2003	5-7	5-3	Tim Billings
1949	2-7	--	Wayne Goddard	2004	3-8	3-5	Tim Billings
1950	4-5-1	--	Wayne Goddard	2005	2-9	2-6	Tim Billings
1951	2-5-1	--	Wayne Goddard	2006	4-7	2-6	Tony Samuel
1952	4-4	--	Kenneth Knox	2007	3-8	1-7	Tony Samuel
1953	4-3-2	--	Kenneth Knox	2008	4-8	2-6	Tony Samuel
1954	7-2	--	Kenneth Knox	2009	2-9	1-7	Tony Samuel
1955	9-0	--	Kenneth Knox	2010	9-3	7-1	Tony Samuel
1956	2-7	--	Kenneth Knox	2011	3-8	2-6	Tony Samuel
1957	6-2-1	--	Kenneth Knox	2012	3-8	2-6	Tony Samuel
1958	7-1-1	--	Kenneth Knox	2013	3-9	2-6	Tony Samuel

OVC Championships (1)


2010

NCAA FCS Playoff Appearances (1)

2010

ALL-TIME COACHES

Coach	Years	Overall Record	OVC Record	OVC Titles	Playoff Appearances
F. Courleaux	1915-29	34-53-11 (.347)	-	-	-
George Flamank	1930-31	3-14-1 (.166)	-	-	-
Abe Stuber	1932-46	72-46-6 (.600)	-	-	-
Wayne Goddard	1947-51	10-30-5 (.222)	-	-	-
Kenneth Knox	1952-67	89-58-4 (.583)	-	-	-
Tom Thrower	1968-73	32-22-2 (.607)	-	-	-
Jim Lohr	1974-83	52-53-4 (.477)	-	-	-
Bob Smith	1984-87	17-26-1 (.386)	-	-	-
Bill Maskill	1988-89	13-8-0 (.619)	-	-	-
John Mumford	1990-99	40-70 (.364)	25-43 (.368)	0	0
Tim Billings	2000-05	25-43 (.321)	16-27 (.372)	0	0
Tony Samuel	2006-13	31-60 (.341)	19-44 (.302)	1	1



LP Field (69,143) - Opened in 1999/Hale Stadium (15,000) - Reopened in 2012



TENNESSEE STATE TIGERS



Dr. Glenda Glover
President



Teresa Phillips
Athletics Director



Alex Mitchell
Football Contact



Rod Reed
Head Coach

2014 SCHEDULE

Aug. 30	Edward Waters #%	6:00 p.m.
<i>First meeting</i>		
Sept. 6	at Alabama State	5:00 p.m.
<i>Tennessee State leads 7-1; Last Meeting: TSU won 39-13 (9/2/00)</i>		
Sept. 13	vs. Jackson State \$	6:00 p.m.
<i>Tennessee State leads 25-20-2; Last Meeting: TSU won 26-16 (9/14/13)</i>		
Sept. 20	Tennessee Tech* @	2:00 p.m.
<i>Tennessee State leads 17-10; Last Meeting: TSU won 41-21 (9/21/13)</i>		
Sept. 27	Florida A&M (HC) %	6:00 p.m.
<i>Tennessee State leads 27-25-1; Last Meeting: TSU won 27-7 (9/7/13)</i>		
Oct. 4	at Southeast Missouri*	1:00 p.m.
<i>Tennessee State leads 12-10; Last Meeting: TSU won 40-16 (10/5/13)</i>		
Oct. 11	Jacksonville State* @ (TV: ESPN3)	2:00 p.m.
<i>Jacksonville State leads 7-2; Last Meeting: TSU won 31-15 (10/12/13)</i>		
Oct. 18	UT Martin* @	2:00 p.m.
<i>Tennessee State leads 15-8; Last Meeting: TSU won 29-15 (10/19/13)</i>		
Oct. 25	at Eastern Illinois* (TV: ESPN3)	1:30 p.m.
<i>Eastern Illinois leads 10-7; Last Meeting: EIU won 51-10 (12/7/13)</i>		
Nov. 1	Eastern Kentucky* %	2:00 p.m.
<i>Eastern Kentucky leads 21-5; Last Meeting: EKU won 44-0 (11/2/13)</i>		
Nov. 8	at Austin Peay*	4:00 p.m.
<i>Tennessee State leads 10-6; Last Meeting: TSU won 31-6 (11/9/13)</i>		
Nov. 22	at Murray State*	1:00 p.m.
<i>Murray State leads 13-12; Last Meeting: TSU won 17-10 (11/16/13)</i>		

* Denotes OVC Matchup

HC - Homecoming

Home Games in Bold; All Times Central and Subject to Change
 % - Game Played at LP Field @ - Game Played at Hale Stadium
 # - John Merritt Classic (Nashville, Tenn.)
 \$ - Southern Heritage Classic (Memphis, Tenn.)

QUICK FACTS

Basic Information

Location: Nashville, Tenn.
 Enrollment: 9,165
 Founded: 1912
 Nickname: Tigers
 Colors: Royal Blue and White
 President: Dr. Glenda Glover
 Athletic Director: Teresa Phillips
 Stadium (Capacity): LP Field (69,143)/W.J. Hale Stadium (15,000)
 Surface: Tifsport Bermuda Sod/Bermuda Sod

Media Relations

Football Contact: Alex Mitchell
 Office Phone: (615) 963-5674
 Cell Phone: (770) 309-1760
 Fax: (615) 963-7692
 Email: jmitch18@tnstate.edu
 Web site: www.TSUTigers.com
 Press Box Phone: (615) 565-4450/TBA

Team Information

Offense: Spread/Pro Style
 Defense: 4-3
 Lettermen Returning/Lost: 58/29
 Offensive Starters Returning: 6
 Defensive Starters Returning: 6
 Specialist Starters Returning: 1
 2013 Record/OVC Record (Finish): 10-4-6-2 (2nd)
 Postseason: 1-1 (FCS Playoffs Second Round)

All-Time Record/OVC Record: 602-285-26 (.674)/89-97 (.478)
 Joined OVC: 1988
 OVC Championships (Last): 2 (1999)
 NCAA FCS Playoff Appearances (Last): 5 (2013)

PRESEASON DEPTH CHART

OFFENSE

WR	7	Lavataie Kelly	6-1	180	So.
	15	Weldon Garlington	5-10	160	Sr.
OT	66	Jessamen Dunker	6-4	300	R-So.
	77	Anthony Morris	6-8	300	R-Sr.
OG	75	James Lewis	6-4	310	R-Jr.
	74	Kevin Kenton	6-2	300	R-Jr.
C	62	Jhaquelle Love	6-2	300	R-Jr.
	72	Jordan Sidney	6-2	300	R-Fr.
OG	69	Derek Sibley	6-4	301	R-Sr.
	74	Kevin Kenton	6-2	300	R-Jr.
OT	70	Robert Myers	6-6	335	R-Sr.
	77	Anthony Morris	6-8	300	R-Sr.
QB	12	Michael German	6-2	215	R-Sr.
	10	Ronald Butler	6-1	185	So.
RB	19	Darion Hall	6-0	190	R-Sr.
	1	Tom Smith	5-11	205	R-Jr.
TE	81	Joshawn Bowens	6-5	230	Jr.
	80	Je-Marc Sears	6-3	255	R-Sr.
FB	34	Sterling Leveque	5-8	250	R-Jr.
WR	85	Ryan Mitchell	6-1	190	Sr.
	9	Chris Sanders-McCollum	6-5	200	So.

DEFENSE

DE	55	Anthony Bass	6-2	230	Sr.
	94	Roc-M Nesbitt	6-3	255	R-Fr.
DT	93	Samquan Evans	6-0	300	Sr.
	99	Rodney Edwards	6-2	300	So.
NT	90	Dinsdale Jackson	6-3	290	R-Jr.
	99	Rodney Edwards	6-2	300	So.
DE	31	Detorrius Shipley	6-3	230	Sr.
	57	Latrell Lee	6-2	225	Fr.
LB	53	Justin North	6-2	230	So.
	52	Antonio Justice, Jr.	6-1	210	R-So.
LB	42	Nick Thrasher	6-2	240	Jr.
	32	Chris Collins	5-11	205	Fr.
LB	44	Michael West	6-0	245	Sr.
	21	Vantavious Williams	6-1	215	Jr.
CB	24	Bernell Brooks	6-0	170	R-Jr.
	5	Ronnie Vinson	5-11	185	R-Sr.
FS	27	Harold Watson	6-1	205	R-Sr.
	36	Andrew Dale	6-3	210	Jr.
SS	46	Daniel Fitzpatrick	6-2	190	Sr.
	7	Michael Brown	6-0	200	R-Jr.
CB	3	De'Ante Saunders	5-11	200	Sr.
	45	Everett Nicholas	5-9	190	R-Fr.

SPECIAL TEAMS

PK	86	Cameron Carter	5-10	175	R-Fr.
P	49	Leon Holderhead	6-3	190	Sr.
LS	56	Aaron Woods	6-1	230	R-Jr.
HO	49	Leon Holderhead	6-3	190	Sr.
KR	20	Martine Stevenson	5-10	170	R-Sr.
PR	3	De'Ante Saunders	5-11	200	Sr.

Returning Starters in Bold

Key Losses

OL	Kadeem Edwards
	<i>All-American</i>
RB	Tim Broughton
	<i>1,146 yards, 6 TDs</i>
TE	A.C. Leonard
	<i>34 catches, 441 yards, 5 TDs</i>
DE	Antonio Harper
	<i>All-OVC; 39 tackles, 14.0 TFL, 7.0 sacks</i>
FS	David Van Dyke
	<i>58 tackles, 4 interceptions</i>

PLAYERS TO WATCH



ANTHONY BASS

Senior • Defensive End
6-2 • 230 • Clarksville, Tenn.

Presason OVC Defensive Player of the Year...2013 OVC Defensive Player of the Year...Named a 2013 All-American by both the Associated Press and the Sports Network...Had 34 tackles (18 solo), 14.5 tackles-for-loss, 10.0 sacks, 4 pass breakups, six quarterback hurries, two forced fumbles, two fumble recoveries, one blocked kick and a safety...In victory over No. 24 Jacksonville State he had four tackles, 3.5 tackles-for-loss, 2.5 sacks and forced a fumble...As a sophomore in 2012 had 24 tackles, 3.5 tackles-for-loss, 4.0 sacks and four quarterback hurries in 11 games.



DANIEL FITZPATRICK

Senior • Defensive Back
6-2 • 190 • Fort Wayne, Ind.

Preseason All-OVC...Named the 2013 FCS ADA Defensive Back of the Year after intercepting a FCS-best eight passes during the season...Named to six All-American teams in 2013...The eight interceptions were tied for the most of any Division I player (FBS or FCS)...Returned three of those interceptions for touchdowns including a 26-yarder in a playoff victory at Butler...Also returned a 50-yarder against Jackson State and a 20-yarder that proved to be the game-winner against UT Martin for scores...Finished the season with 75 tackles (52 solo), 5.5 tackles-for-loss and eight pass breakups.

TEAM NOTES

- Big Blue continued its trend of winning at least two more contests than the previous season with 10 in 2013. The Tigers have gone from three wins in Reed's first season in 2010 to five, then eight and now double-digits. If the pattern continues, TSU could be playing into December this season with at least 12 victories. Tennessee State has never won more than 11 games in program history.

- One player's dream of being the starting running back for TSU will come true in the fall as the Tigers lost Tim Broughton due to graduation and Telvin Hooks is sidelined with an injury. The favorite to win the spot is senior Darion Hall who rushed for 162 yards on only 19 carries in 2013. The former Miami transfer was also named MVP of the Gateway Classic after tallying 94 yards on five attempts including a 63-yard score. Another option for Big Blue is sophomore Tevin Spells who impressed coaches as a freshman, but had to wait his turn. He had just 85 yards on 18 carries a year ago. Martine Stevenson is plan 1C following his position change from cornerback to halfback. Fans will recall the speedy Stevenson returning a kickoff for a touchdown last year at FAMU.

- Last season, middle linebacker Nick Thrasher racked up 110 tackles, the most by a Tiger since 2002. The All-OVC selection now has 230 for his career which ranks him sixth in school history. He is 15 away from Simon Shanks for fifth and 176 behind the all-time leader – head coach Rod Reed. With another 100-plus tackle season, Thrasher should finish his time No. 2 on the list.

- The Tigers return seven starts from a defensive unit that ranked 6th nationally in total defense, only allowing 296.9 yards per contest. TSU was also fifth in tackles for loss per game (7.9) and ninth in takeaways (31). Among the returnees is Daniel Fitzpatrick who led all of Division I with eight interceptions. Fitzpatrick was named an All-American by a handful of media outlets and Defensive Back of the Year by the CFPA.

NUMERICAL ROSTER

No.	Name	Pos.	Ht.	Wt.	Yr.	Hometown (Last School)
1	Tom Smith	RB	5'11	205	R-Jr.	Apopka, Fla. (Tennessee)
2	O'Shay Ackerman-Carter	QB	6'2	215	Fr.	Jacksonville, Fla. (Trinity Christian Academy)
3	De'Ante Saunders	DB	5'9	195	Sr.	Deland, Fla. (Florida)
4	Tevin Spells	RB	5'8	165	So.	Delray Beach, Fla. (Atlantic HS)
5	Ronnie Vinson	DB	6'0	190	R-Sr.	New Orleans, La. (Louisiana State)
7	Michael Brown	SS	6'0	200	R-Jr.	Orange Park, Fla. (Highland CC)
7	Lavataie Kelly	WR	6'1	180	So.	Miami, Fla. (McArthur HS)
9	Chris Sanders-McCollum	WR	6'5	190	So.	Fairburn, Ga. (Creekside HS)
10	Ronald Butler	QB	6'3	180	So.	Tallahassee, Fla. (Lincoln HS)
12	Michael German	QB	6'2	238	R-Sr.	Pompano Beach, Fla. (Blanche Ely HS)
13	Dantwaun O'Neal	WR	6'3	210	So.	Deland, Fla. (Deland HS)
14	Nathaniel McGill	QB	5'10	200	R-Jr.	Cincinnati, Ohio (Princeton HS)
15	Weldon Garlington	WR	5'10	160	Sr.	Antioch, Tenn. (Brentwood Academy)
16	Quindell Cousin	WR	6'2	200	R-So.	Murfreesboro, Tenn. (Blackman HS)
17	Patrick Smith	WR	6'0	190	R-Fr.	Memphis, Tenn. (Whitehaven HS)
18	Telvin Hooks	RB	5'11	200	R-Jr.	Edgewater, Fla. (New Smyrna Beach HS)
19	Darion Hall	RB	6'0	190	R-Sr.	Naples, Fla. (Miami)
20	Martine Stevenson	RB	5'9	175	R-Sr.	Detroit, Mich. (Martin Luther King HS)
21	Vantavious Williams	LB	6'1	215	Jr.	Cordele, Ga. (Fort Scott CC)
22	Javon Brandon	SS	5'10	195	Fr.	Ellenwood, Ga. (Stockbridge HS)
23	Terrell Bonds	CB	5'9	176	Fr.	Miami, Fla. (Miami Central HS)
24	Bernell Brooks	DB	6'0	170	R-Jr.	New Orleans, La. (Clark HS)
26	Laquarius Cook	SS	6'0	175	Fr.	Birmingham, Ala. (Wenonah HS)
27	Harold Watson	DB	6'1	206	R-Sr.	Brownsville, Tenn. (Haywood County HS)
29	LaKhalon Holland	CB	5'10	175	Fr.	Jacksonville, Fla (Ribault HS)
30	Rodney Clark	RB	5'11	205	Fr.	Brownsville, Tenn. (Jackson Cent. Merry HS)
31	Detorrius Shipley	DE	6'3	230	Sr.	Birmingham, Ala. (Huffman HS)
32	Chris Collins	LB	5'11	205	Fr.	Fairburn, Ga. (Creekside HS)
34	Sterling Leveque	FB	5'8	250	R-Jr.	Smyrna, Tenn. (Smyrna HS)
35	Dell Porter	LB	6'1	235	Fr.	Memphis, Tenn. (Melrose HS)
36	Andrew Dale	DB	6'2	190	Jr.	Murfreesboro, Tenn. (Riverdale HS)
37	Tequarri Whitlow	FB	6'1	225	Fr.	Lafayette, La. (Lafayette HS)
37	Victor Fletcher	DB	5'9	180	R-So.	Nashville, Tenn. (Hunters Lane HS)
38	Marcus Deanes	RB	5'10	190	Fr.	Memphis, Tenn. (Southwind HS)
39	Terrance Harris, II	FB	6'1	250	R-Fr.	Nashville, Tenn. (Montgomery Bell Academy)
40	Jarvis Jones	LB	6'0	205	Fr.	Memphis, Tenn. (Mitchell HS)
42	Nick Thrasher	LB	6'2	240	Sr.	Morrow, Ga. (Mt. Zion HS)
43	Demarcus Watts	FB	6'0	225	Fr.	Nashville, Tenn. (Hillwood HS)
44	Mike West	LB	6'0	245	Sr.	Cross City, Fla. (Dixie County HS)
45	Everett Nicholas V	DB	5'11	190	R-Fr.	Covington, Ga. (Cedar Grove HS)
46	Daniel Fitzpatrick	DB	6'2	190	Sr.	Ft. Wayne, Ind. (Concordia Lutheran HS)
48	Marvin Maddox	DE	6'3	245	Fr.	Jacksonville, Fla. (Ribault HS)
49	Leon Holderhead	P	6'3	220	Sr.	Brunswick East, Australia (Butte CC)
50	Joseph Johnson	LB	6'1	205	Fr.	Nashville, Tenn. (Brentwood Academy)
51	Chadwick Williams	LB	6'2	215	R-Fr.	Orlando, Fla. (Dr. Phillips HS)
52	Antonio Justice Jr.	LB	6'1	212	R-Jr.	Montgomery, Ala. (St. Jude Educational Inst.)
53	Justin North	LB	6'2	230	So.	Orlando, Fla. (Freedom HS)
54	Lee Smith	LB	6'1	205	Fr.	Chicago, Ill. (Lindblom Math & Sci. Academy)
55	Anthony Bass	DL	6'2	230	Sr.	Clarksville, Tenn. (Northeast HS)
56	Aaron Woods	LS	6'1	230	R-Jr.	Knoxville, Tenn. (Halls HS)
57	Latrell Lee	DE	6'2	225	Fr.	Dothan, Ala. (Dothan HS)
58	Lane Clark	K	5'11	155	Fr.	Hays, Kan. (Hays HS)
59	DeVontae Parrish	LB	6'0	225	Sr.	Nashville, Tenn. (Hillsboro HS)
61	Tyrell Doss	OL	6'2	290	Fr.	Dyersburg, Tenn. (Dyersburg HS)
62	Jhaquelle Love	OL	6'2	300	R-Jr.	Nashville, Tenn. (John Overton HS)
63	Julian Robinson	OL	6'2	300	Fr.	Baltimore, Md. (Cantonville HS)
64	Thomas Burton	OL	6'2	290	Fr.	Memphis, Tenn. (Whitehaven HS)
66	Jessaman Dunker	OL	6'5	300	R-So.	Boynton Beach, Fla. (Univ. of Florida)
69	Derek Sibley	OL	6'4	311	R-Sr.	Stone Mountain Ga. (Stone Mountain HS)
70	Robert Myers	OL	6'5	335	R-Sr.	LaVergne, Tenn. (LaVergne HS)
72	Jordan Sidney	OL	6'2	300	R-Fr.	Riverdale, Ga. (Riverdale HS)
73	DeAndre Haynes	OL	6'4	285	Jr.	Richmond, Cal. (Contra Costa CC)
74	Kevin Kenton	OL	6'2	290	R-Jr.	West Palm Beach, Fla. (Palm Beach Lakes)
75	James Lewis	OL	6'4	310	R-Jr.	Arlington, Tenn. (Vanderbilt)
76	Evan Clay	OL	6'5	300	R-Fr.	Tucker, Ga. (Tucker HS)
77	Anthony Morris	OL	6'8	300	R-Sr.	Memphis, Tenn. (Germantown HS)
79	Majah Couzan	OL	6'5	285	Fr.	Atlanta, Ga. (Archer HS)
80	Je-Marc Sears	TE	6'3	230	R-Sr.	New Smyrna Beach, Fla. (New Smyrna Beach)
81	Joshawn Bowens	TE	6'5	230	Jr.	Greenville, S.C. (Greenville HS)
82	Chris Wallace Jr.	TE	6'6	250	Jr.	Springfield, Ill. (Lanphier HS)
83	Archie Denard	TE	6'4	230	Jr.	Hollandale, Miss. (Itawamba CC)
84	Larry Haralson II	WR	6'4	190	Fr.	Smyrna, Tenn. (Smyrna HS)
85	Ryan Mitchell	WR	6'1	190	Sr.	Johnson City, Tenn. (Science Hill HS)
86	Cameron Carter	P/K	5'10	170	R-Fr.	Chattanooga, Tenn. (East Hamilton HS)
87	Mazio Rhodes	WR	5'11	170	R-Fr.	Nashville, Tenn. (Hunters Lane HS)
88	Isaiah Freeman	WR	6'1	200	R-So.	Kansas City, Mo. (Rockhurst CC)
89	Andrew Bather	WR	6'0	170	R-Jr.	LaVergne, Tenn. (LaVergne HS)
90	Dinsdale Jackson	DL	6'3	290	R-Jr.	Miami Gardens, Fla. (American Heritage HS)
92	Jason Morrow	DL	6'2	285	R-Fr.	Nashville, Tenn. (Glenciff HS)
93	Samquan Evans	DL	6'0	280	Sr.	Walkertown, N.C. (Carver HS)
94	Roc-M Nesbitt	DL	6'4	250	R-Fr.	Atlanta, Ga. (Carver HS)
96	Jerome Johnson	DL	6'1	320	Fr.	Gainesville, Fla. (Buchholz HS)
97	Lewis Washington	DL	6'1	320	Fr.	Memphis, Tenn. (Whitehaven HS)
99	Rodney Edwards	DL	6'2	300	So.	Gadsden, Ala. (Gadsden City HS)

ALPHABETICAL ROSTER

No.	Name	Pos.	Yr.
2	O'Shay Ackerman-Carter	QB	Fr.
55	Anthony Bass	DL	Sr.
89	Andrew Bather	WR	R-Jr.
23	Terrell Bonds	CB	Fr.
81	Joshawn Bowens	TE	Jr.
22	Javon Brandon	SS	Fr.
24	Bernell Brooks	DB	R-Jr.
7	Michael Brown	SS	R-Jr.
64	Thomas Burton	OL	Fr.
10	Ronald Butler	QB	So.
86	Cameron Carter	P/K	R-Fr.
58	Lane Clark	K	Fr.
30	Rodney Clark	RB	Fr.
76	Evan Clay	OL	R-Fr.
32	Chris Collins	LB	Fr.
26	Laquarius Cook	SS	Fr.
16	Quindell Cousin	WR	R-So.
79	Majah Couzan	OL	Fr.
36	Andrew Dale	DB	Jr.
38	Marcus Deanes	RB	Fr.
83	Archie Denard	TE	Jr.
61	Tyrell Doss	OL	Fr.
66	Jessaman Dunker	OL	R-So.
99	Rodney Edwards	DL	So.
93	Samquan Evans	DL	Sr.
46	Daniel Fitzpatrick	DB	Sr.
37	Victor Fletcher	DB	R-So.
88	Isaiah Freeman	WR	R-So.
15	Weldon Garlington	WR	Sr.
12	Michael German	QB	R-Sr.
19	Darion Hall	RB	R-Sr.
84	Larry Haralson II	WR	Fr.
39	Terrance Harris II	FB	R-Fr.
73	DeAndre Haynes	OL	Jr.
49	Leon Holderhead	P	Sr.
29	LaKhalon Holland	CB	Fr.
18	Telvin Hooks	RB	R-Jr.
90	Dinsdale Jackson	DL	R-Jr.
96	Jerome Johnson	DL	Fr.
50	Joseph Johnson	LB	Fr.
40	Jarvis Jones	LB	Fr.
52	Antonio Justice, Jr.	LB	R-Jr.
7	Lavataie Kelly	WR	So.
74	Kevin Kenton	OL	R-Jr.
57	Latrell Lee	DE	Fr.
34	Sterling Leveque	FB	R-Jr.
75	James Lewis	OL	R-Jr.
62	Jhaquelle Love	OL	R-Jr.
48	Marvin Maddox	DE	Fr.
14	Nathaniel McGill	QB	R-Jr.
85	Ryan Mitchell	WR	Sr.
77	Anthony Morris	OL	R-Sr.
92	Jason Morrow	DL	R-Fr.
70	Robert Myers	OL	R-Sr.
94	Roc-M Nesbitt	DL	R-Fr.
45	Everett Nicholas V	DB	R-Fr.
53	Justin North	LB	So.
13	Dantwaun O'Neal	WR	So.
59	DeVontae Parrish	LB	Sr.
35	Dell Porter	LB	Fr.
87	Mazio Rhodes	WR	R-Fr.
63	Julian Robinson	OL	Fr.
9	Chris Sanders-McCollum	WR	So.
3	De'Ante Saunders	DB	Sr.
80	Je-Marc Sears	TE	R-Sr.
31	Detorrius Shipley	DE	Sr.
69	Derek Sibley	OL	R-Sr.
72	Jordan Sidney	OL	R-Fr.
54	Lee Smith	LB	Fr.
17	Patrick Smith	WR	R-Fr.
1	Troy Smith	RB	R-Jr.
4	Tevin Spells	RB	So.
20	Martine Stevenson	RB	R-Sr.
42	Nick Thrasher	LB	Sr.
5	Ronnie Vinson	DB	R-Sr.
82	Chris Wallace, Jr.	TE	Jr.
97	Lewis Washington	DL	Fr.
27	Harold Watson	DB	R-Sr.
43	Demarcus Watts	FB	Fr.
44	Mike West	LB	Sr.
37	Tequarri Whitlow	FB	Fr.
51	Chadwick Williams	LB	R-Fr.
21	Vantavious Williams	LB	Jr.
56	Anthony Woods	LS	R-Jr.



Rod Reed was named head coach at Tennessee State on Dec. 18, 2009. He took over after having spent seven seasons on the Tigers staff, including most recently as the associate head coach and defensive coordinator in 2009.

ROD REED

HEAD COACH

5TH SEASON

26-21 CAREER RECORD

Birthdate: September 15, 1966
Hometown: Marshall, Texas
College: Tennessee State, 1989 (Health & Physical Ed.)
Family: Wife - Tamika
 Children - Terry, Takara, Briah, Marcel

Career Record

<u>Year</u>	<u>School</u>	<u>Overall</u>	<u>Conf. (Finish)</u>
2010	Tennessee State	3-8	0-7 (8th-t)
2011	Tennessee State	5-6	4-4 (5th-t)
2012	Tennessee State	8-3	4-3 (5th)
2013	Tennessee State	10-4	6-2 (2nd)

CAREER HIGHLIGHTS

- In each of his first four seasons at his alma mater, Reed has led the Tigers to more wins than the previous season. Last year the team won 10 games, including a 31-0 first round playoff victory over Butler. That marked the first playoff victory for TSU since 1986. It was only the second shutout by an OVC team in the playoffs and first road victory by an OVC team since 1986.
- Prior to being named the 22nd head coach in Tennessee State football history, Reed served as an assistant coach for two years and defensive coordinator for five years on the Tiger staff.
- As a recruiter for the Tigers, Reed was responsible for bringing several key players to campus, including running back Javaris Williams (a seventh round NFL pick in 2009) and Dominique Rodgers-Cromartie (a first round NFL pick in 2008).
- Reed got his coaching start at Prairie View A&M in 1991, and followed that up with jobs at Bethune-Cookman (1992-96), Seabreeze High School (1996-2000) and East Texas Baptist (2000-03) where he was the defensive coordinator at the school which is located in his hometown of Marshall, Texas.
- Reed was a four-year letterwinner as a linebacker at Tennessee State (1984-88) and concluded his career by being named a Sheridan All-American during his senior season. Along the way he set the TSU record for career tackles (406) and tackles in a season (197); both marks still stand in the Tiger record book. In 1986 Reed led TSU to the second round of the I-AA playoffs and was selected the team's MVP in each 1987 and 1988.
- Reed is the son of the late Robert Reed, Jr., an All-American at Tennessee State in 1963 and 1964 who later went on to play with the Washington Redskins.

ASSISTANT COACHES

Offensive Coordinator:.....Mike Jones
 Alma Mater: Tennessee State, 1983 (5th season)

Co-Defensive Coordinator:Justin Roberts
 Alma Mater:Missouri Southern, 1996 (4th season)

Co-Defensive Coordinator/Recruiting Coordinator:...Osita Alaribe
 Alma Mater: North Carolina A&T, 2004 (6th season)

Pass Game Coordinator/Quarterbacks:Jeff Parker
 Alma Mater:Bethune-Cookman, 1994 (5th season)

Safeties/Co-Special Teams Coordinator:Ed Sanders
 Alma Mater: Tennessee State, 2000 (6th season)

Offensive Line:..... Russ Ehrenfeld
 Alma Mater: Chattanooga, 1981 (3rd season)

Cornerbacks:.....Mikhal Kornegay
 Alma Mater: Florida State, 2006 (3rd season)

Running Backs: Larry Williams
 Alma Mater: Florida A&M, 1999 (2nd season)

Tight Ends: Bill Khayat
 Alma Mater:Duke, 1995 (2nd season)

Operations:..... Daniel Kuhn
 Alma Mater: Nicholls State, 2003 (1st season)

2013 TEAM STATISTICS

	<u>TSU</u>	<u>Opponent</u>				
SCORING	381	253				
Points Per Game	27.2	18.1				
FIRST DOWNS	253	233				
Rushing	114	99				
Passing	116	101				
Penalty	23	33				
RUSHING YARDAGE	2293	1693				
Yards Gained Rushing	2715	2156				
Yards Lost Rushing	422	463				
Rushing Attempts	571	501				
Average Per Rush	4.0	3.4				
Average Per Game	163.8	120.9				
TDs Rushing	14	13				
PASSING YARDAGE	2579	2451				
Comp-Att-Int	220-372-4	217-428-21				
Average Per Pass	6.9	5.7				
Average Per Catch	11.7	11.3				
Average Per Game	184.2	175.1				
TDs Passing	26	15				
TOTAL OFFENSE	4872	4144				
Total Plays	943	929				
Average Per Play	5.2	4.5				
Average Per Game	348.0	296.0				
TIME OF POSSESSION/GAME	31:58	28:02				
3RD DOWN CONVERSIONS	83/207	52/190				
3rd-Down Pct.	40%	27%				
4TH DOWN CONVERSIONS	6/12	15/37				
4th-Down Pct.	50%	41%				
RED-ZONE SCORES	37-51 (73%)	29-36 (81%)				
RED-ZONE TOUCHDOWNS	26-51 (51%)	20-36 (56%)				
PAT-ATTEMPTS	43-45 (96%)	24-29 (83%)				
ATTENDANCE	57,309	59,992				
Games/Avg. Per Game	5/11,462	7/8,570				
Neutral Site Games	-	2/32,200				
<u>SCORE BY QUARTERS</u>	<u>1st</u>	<u>2nd</u>	<u>3rd</u>	<u>4th</u>	<u>OT</u>	<u>Total</u>
Tennessee State	93	96	102	90	-	381
Opponents	73	83	38	59	-	253

2013 INDIVIDUAL STATISTICS

RUSHING						
<u>Player</u>	<u>G</u>	<u>Att.</u>	<u>Yds.</u>	<u>Avg.</u>	<u>TD</u>	<u>Yds./G</u>
Tim Broughton	14	237	1146	4.8	6	81.9
Telvin Hooks	13	146	688	4.7	5	52.9
Adam Davenport	13	47	174	3.7	0	13.4
Darion Hall	8	19	158	8.3	1	19.8
Ronald Butler	14	61	103	1.7	0	7.4
PASSING						
<u>Player</u>	<u>G</u>	<u>Cmp.-Att.</u>	<u>Pct.</u>	<u>Yds.</u>	<u>TD/Int.</u>	<u>Avg.</u>
Ronald Butler	14	135-230	58.7	1405	13/4	100.4
Michael German	7	84-140	60.0	1168	13/0	166.9
RECEIVING						
<u>Player</u>	<u>G</u>	<u>No.</u>	<u>Yds.</u>	<u>Avg.</u>	<u>TD</u>	<u>Yds./G</u>
Ryan Mitchell	13	35	632	18.1	7	48.6
A.C. Leonard	13	34	441	13.0	5	33.9
Lavataie Kelly	11	31	360	11.6	1	32.7
Devin Wilson	11	26	265	10.2	0	24.1
Wesley Samuels	13	24	235	9.8	6	18.1
SCORING						
<u>Player</u>	<u>G</u>	<u>TD</u>	<u>Xpt.</u>	<u>FG</u>	<u>Pts.</u>	<u>Pts./G</u>
Jamin Godfrey	14	-	43-45	18-29	97	6.9
Ryan Mitchell	13	8	-	-	48	3.7
Wesley Samuels	13	6	-	-	38	2.9
Tim Broughton	14	6	-	-	36	2.6
TACKLES						
<u>Player</u>	<u>G</u>	<u>Solo</u>	<u>Asst.</u>	<u>Total</u>	<u>TFL</u>	<u>Sacks</u>
Nick Thrasher	14	69	41	110	12.0	0.5
Daniel Fitzpatrick	14	52	23	75	5.5	0
David Van Dyke	13	38	20	58	1.0	0
Harold Watson	14	35	15	50	3.0	1.0
Antonio Harper	13	27	22	49	13.0	7.0
INTERCEPTIONS						
<u>Player</u>	<u>G</u>	<u>No.</u>	<u>Yds.</u>	<u>Avg.</u>	<u>TD</u>	<u>PBU</u>
Daniel Fitzpatrick	14	8	140	17.5	3	8
De'Ante Saunders	12	4	118	29.5	0	9
David Van Dyke	13	4	51	12.8	1	2
Bernell Brooks	14	2	4	2.0	0	1

Returning Players in Bold

2013 SCHEDULE AND RESULTS

<u>Date</u>	<u>Opponent</u>	<u>Result</u>	<u>Attendance</u>
9/1	Bethune-Cookman ^	L, 12-9	16,108
9/7	at Florida A&M	W, 27-7	14,237
9/14	vs. Jackson State \$	W, 26-16	42,400
9/21	at Tennessee Tech*	W, 41-21	10,044
9/28	vs. Central State !	W, 73-6	22,000
10/5	Southeast Missouri*	W, 40-16	7,374
10/12	at #24 Jacksonville State*	W, 31-15	19,092
10/19	at UT Martin*	W, 29-15	4,166
10/26	#2 Eastern Illinois*	L, 34-16	22,157
11/2	at Eastern Kentucky*	L, 44-0	5,700
11/9	Austin Peay* @	W, 31-6	5,258
11/16	Murray State*	W, 17-10	6,412
11/30	at Butler #	W, 31-0	1,928
12/7	at #2 Eastern Illinois #	L, 51-10	4,825

* - Ohio Valley Conference Contest **Home Games in Bold**
^ - John Merritt Classic (LP Field - Nashville, Tenn.)
\$ - Southern Heritage Classic (Memphis, Tenn.)
@ - Game played at Hale Stadium (Nashville, Tenn.)
! - Gateway Classic (St. Louis, Mo.) # - FCS Playoff Game



TEAM RECORDS

INDIVIDUAL RUSHING

Most Attempts

Game: 43 - Trabis Ward (2012)
Season: 322 - Charles Anthony (2003)
Career: 910 - Charles Anthony (2001-04)

Most Yards

Game: 285 - Charles Anthony vs. Samford (2004)
Season: 1,739 - Charles Anthony (2004)
Career: 5,057 - Charles Anthony (2001-04)

INDIVIDUAL PASSING

Most Attempts

Game: 55 - Brian Ransom vs. Chattanooga (1981)
Season: 395 - Gilbert Renfroe (1985)
Career: 1,100 - Joe Adams (1977-80)

Most Completions

Game: 36 - Brian Ransom vs. Chattanooga (1981)
Season: 221 - Brian Ransom (1981)
Career: 604 - Joe Adams (1977-80)

Most Yards

Game: 491 - Leon Murray vs. Murray State (1998)
Season: 3,182 - Brian Ransom (1981)
Career: 8,653 - Joe Adams (1977-80)


INDIVIDUAL RECEIVING

Most Receptions

Game: 13 - Tyrone Butterfield vs. Southeast Mo. (1997)
Season: 72 - Tyrone Butterfield (1998)
72 - Juan Hall (1996)
Career: 200 - Mike Jones (1979-82)

Most Receiving Yards

Game: 249 - Tyrone Butterfield vs. Murray St. (1998)
Season: 1,307 - Golden Tate (1983)
Career: 3,903 - C.J. Johnson (2000-03)



Former Tiger Richard Dent was a four-time Pro Bowl selection for the Chicago Bears. He was inducted to the Pro Football Hall of Fame in 2011.

YEAR-BY-YEAR RESULTS

YEAR	ALL	OVC	COACH	YEAR	ALL	OVC	COACH
1912	3-1	--	H.N. Robinson	1963	6-3	--	John Merritt
1913	6-0	--	H.N. Robinson	1964	8-2	--	John Merritt
1914	Records Incomplete		Buck Hunt	1965	9-0-1	--	John Merritt
1915	Records Incomplete		Buck Hunt	1966	10-0	--	John Merritt
1916	Records Incomplete		Buck Hunt	1967	6-3	--	John Merritt
1917	Records Incomplete		Buck Hunt	1968	6-2-1	--	John Merritt
1918	Records Incomplete		Buck Hunt	1969	7-1-1	--	John Merritt
1919	Records Incomplete		Buck Hunt	1970	11-0	--	John Merritt
1920	Records Incomplete		Joe E. Scruggs	1971	9-1	--	John Merritt
1921	Records Incomplete		Joe E. Scruggs	1972	11-1	--	John Merritt
1922	Records Incomplete		Joe E. Scruggs	1973	10-0	--	John Merritt
1923	Records Incomplete		Joe E. Scruggs	1974	8-2	--	John Merritt
1924	4-1-1	--	Joe E. Scruggs	1975	5-4	--	John Merritt
1925	4-1-1	--	George Davenport	1976	7-2-1	--	John Merritt
1926	Records Incomplete		George Davenport	1977	8-1-1	--	John Merritt
1927	Records Incomplete		Felton Gale	1978	8-3	--	John Merritt
1928	Records Incomplete		Harry Long	1979	8-3	--	John Merritt
1929	Records Incomplete		Alton Jackson	1980	9-1	--	John Merritt
1930	Records Incomplete		T.D. Upshaw	1981	9-2	--	John Merritt
1931	Records Incomplete		T.D. Upshaw	1982	9-0-1	--	John Merritt
1932	Records Incomplete		Harry Benjamin	1983	8-2-1	--	John Merritt
1933	4-1-1	--	Walter S. Davis	1984	11-0	--	Bill Thomas
1934	6-1	--	Walter S. Davis	1985	7-4	--	Bill Thomas
1935	4-2-1	--	Walter S. Davis	1986	10-2-1	--	Bill Thomas
1936	3-3-2	--	Walter S. Davis	1987	3-7-1	--	Bill Thomas
1937	3-1-1	--	Ruebin Mundy	1988	3-7-1	2-4	Bill Thomas
1938	6-1	--	Lawrence Simmons	1989	5-5-1	3-3	Joe Gilliam, Sr.
1939	3-3-1	--	Lawrence Simmons	1990	7-4	4-2	Joe Gilliam, Sr.
1940	No Games Played			1991	3-8	2-5	Joe Gilliam, Sr.
1941	No Games Played			1992	5-6	5-3	Joe Gilliam, Sr.
1942	No Games Played			1993	4-7	4-4	Bill Davis
1943	No Games Played			1994	5-6	4-4	Bill Davis
1944	8-2-1	--	Henry Kean	1995	2-9	1-7	Bill Davis
1945	8-2	--	Henry Kean	1996	4-7	3-5	L.C. Cole
1946	10-1	--	Henry Kean	1997	4-7	4-3	L.C. Cole
1947	10-0	--	Henry Kean	1998	9-3	6-1	L.C. Cole
1948	5-3-1	--	Henry Kean	1999	11-1	7-0	L.C. Cole
1949	9-1	--	Henry Kean	2000	3-8	2-5	James Reese
1950	9-2	--	Henry Kean	2001	8-3	3-3	James Reese
1951	8-2	--	Henry Kean	2002	2-10	1-5	James Reese
1952	8-2	--	Henry Kean	2003	7-5	5-3	James Reese
1953	8-0-1	--	Henry Kean	2004	4-7	2-6	James Reese
1954	10-0	--	Henry Kean	2005	2-9	1-6	James Webster
1955	7-2	--	Howard Gentry	2006	6-5	5-3	James Webster
1956	10-0	--	Howard Gentry	2007	5-6	4-3	James Webster
1957	5-0-1	--	Howard Gentry	2008	8-4	5-3	James Webster
1958	4-4	--	Howard Gentry	2009	4-7	3-4	James Webster
1959	9-1	--	Howard Gentry	2010	3-8	0-7	Rod Reed
1960	7-3	--	Howard Gentry	2011	5-6	4-4	Rod Reed
1961	4-4-1	--	L. Simmons	2012	8-3	4-3	Rod Reed
1962	1-7-1	--	L. Simmons	2013	10-4	6-2	Rod Reed

OVC Championships (2)

1998, 1999

NCAA FCS Playoff Appearances (4)

1986, 1998, 1999, 2013

(Note: Appearances in 1981 & 1982 were later vacated)

ALL-TIME COACHES

Coach	Years	Overall Record	OVC Record	OVC Titles	Playoff Appearances
H.N. Robinson	1912-13	9-1 (.900)	-	-	-
Buck Hunt*	1914-19	-	-	-	-
Joe E. Scruggs*	1920-23	4-1 (.800)	-	-	-
George Davenport*	1925-26	4-1 (.800)	-	-	-
Felton "Zip" Gale*	1927	-	-	-	-
Harry Long*	1928	-	-	-	-
Alton Jackson*	1929	-	-	-	-
T.D. Upshaw*	1930-31	-	-	-	-
Harry Benjamin*	1932	-	-	-	-
Walter S. Davis	1933-36	17-8-4 (.586)	-	-	-
Ruebin Mundy	1937	3-1-1 (.600)	-	-	-
Lawrence Simmons	1938-39, 61-62	14-15-3 (.438)	-	-	-
Henry Kean	1944-54	109-15-2 (.865)	-	-	-
Howard Gentry, Sr.	1955-60	42-10-1 (.792)	-	-	-
John Merritt	1963-83	232-65-11 (.771)	-	-	2
Bill Thomas	1984-88	34-20-3 (.596)	2-4 (.333)	0	0
Joe Gilliam, Sr.	1989-92	20-23-1 (.455)	14-13 (.519)	0	0
Bill Davis	1993-95	11-22 (.333)	9-15 (.375)	0	0
L.C. Cole	1996-99	28-18 (.609)	20-9 (.690)	2	2
James Reese	2000-04	24-33 (.421)	13-21 (.382)	0	0
James Webster	2005-09	25-31 (.446)	18-19 (.486)	0	0
Rod Reed	2010-present	26-21 (.553)	14-16 (.467)	0	0

* Records incomplete for some portion of tenure



Tucker Stadium (16,500) - Opened in 1966.



TENNESSEE TECH GOLDEN EAGLES



Dr. Philip Oldham
President



Mark Wilson
Athletics Director



Rob Schabert
Football Contact



Watson Brown
Head Coach

2014 SCHEDULE

Aug. 28	Kentucky Christian	7:00 p.m.
<i>First meeting</i>		
Sept. 6	at Indiana State	2:00 p.m.
<i>Tennessee Tech leads 1-0; Last Meeting: TTU won 38-37 (9/28/13)</i>		
Sept. 20	at Tennessee State*	2:00 p.m.
<i>Tennessee State leads 17-10; Last Meeting: TSU won 41-21 (9/21/13)</i>		
Sept. 27	at Northern Iowa	4:00 p.m.
<i>First meeting</i>		
Oct. 4	Murray State*	7:00 p.m.
<i>Tennessee Tech leads 41-37-1; Last Meeting: MSU won 35-24 (10/5/13)</i>		
Oct. 9	at UT Martin*	6:30 p.m.
<i>Tennessee Tech leads 22-11-2; Last Meeting: UTM won 28-17 (10/10/13)</i>		
Oct. 18	Eastern Kentucky*	7:00 p.m.
<i>Eastern Kentucky leads 52-18; Last Meeting: ECU won 24-10 (10/19/13)</i>		
Oct. 25	at Jacksonville State*	3:00 p.m.
<i>Jacksonville State leads 11-6; Last Meeting: JSU won 34-14 (10/26/13)</i>		
Nov. 1	Eastern Illinois*	1:30 p.m.
<i>Eastern Illinois leads 14-6; Last Meeting: EIU won 56-21 (11/2/13)</i>		
Nov. 8	Southeast Missouri* (TV: ESPN3)	1:30 p.m.
<i>Tennessee Tech leads 13-9; Last Meeting: TTU won 41-16 (11/9/13)</i>		
Nov. 15	Chattanooga	1:30 p.m.
<i>Chattanooga leads 28-10; Last Meeting: UTC won 31-7 (8/31/06)</i>		
Nov. 22	at Austin Peay*	4:00 p.m.
<i>Tennessee Tech leads 29-18; Last Meeting: TTU won 34-0 (11/23/13)</i>		

* Denotes Ohio Valley Conference Matchup

Home Games in Bold HC - Homecoming

All Times Central and Subject to Change

QUICK FACTS

Basic Information

Location:	Cookeville, Tenn.
Enrollment:	11,385
Founded:	1915
Nickname:	Golden Eagles
Colors:	Purple and Gold
President:	Dr. Philip Oldham
Athletic Director:	Mark Wilson
Stadium (Capacity):	Tucker Stadium (16,500)
Surface:	24/7 Turf

Media Relations

Football Contact:	Rob Schabert
Office Phone:	(931) 372-3088
Cell Phone:	(931) 267-1065
Fax:	(931) 372-6139
Email:	rschabert@tnitech.edu
Web site:	www.TTUSports.com
Press Box Phone:	(931) 372-6030/6031

Team Information

Offense:	Multiple Spread
Defense:	Multiple 4-2
Lettermen Returning/Lost:	49/17
Offensive Starters Returning:	19
Defensive Starters Returning:	12
Special Teams:	3
2013 Record/OVC Record (Finish):	5-7/2-6 (7th/tie)
Postseason:	none

All-Time Record/OVC Record:	485-567-31 (.462)/197-223-3 (.469)
Joined OVC:	1949
OVC Championships (Last):	10 (2011)
NCAA FCS Playoff Appearances (Last):	1 (2011)

PRESEASON DEPTH CHART

OFFENSE

WR	9	Cody Matthews	6-2	190	Sr.
	1	Steve Wilson	6-2	195	Jr.
OT	75	Matthew Smith	6-4	300	Sr.
	71	William Chatmon	6-4	285	So.
OG	62	Randall Reeves	6-2	300	Sr.
	73	Blake Luevano	6-6	300	Jr.
C	50	J.T. Rankin	6-1	285	So.
	55	Charles Mouton	6-3	305	Jr.
OG	70	Jibrin Linge	6-3	310	Jr.
	79	Brett Dillard	6-3	300	Jr.
OT	65	Matt Martin	6-5	300	So.
	64	Justin Ivory	6-6	350	Jr.
QB	18	Jared Davis	6-4	215	So.
	17	Trent Thompson	6-3	196	So.
QW	5	Darian Stone	6-0	195	Sr.
	8	Brock McCoin	6-2	180	R-Fr.
RB	21	Stephen Bush	5-9	200	Sr.
	43	Isaiah McKinney	6-1	215	So.
RB	6	Radir Annoor	5-10	205	Jr.
	3	Ladarius Vanlier	5-7	170	Jr.
TE	42	Dametris Watson	6-4	235	So.
	89	Corey Malone	6-6	235	So.
WR	15	Krys Cates	6-3	200	Jr.
	2	Jordan Smith	6-1	185	Jr.

DEFENSE

DE	84	Jordan Patrick	6-5	245	So.
	93	Harrison Reid	6-4	253	Jr.
NT	56	Terrell Rollins	6-0	285	R-Fr.
	92	Mike Cain	5-9	295	R-Fr.
DT	99	Kevin Robinson-White	6-1	325	So.
	52	Avery Rollins	6-3	285	Jr.
LB	85	Midoho Okpokowuruk	6-2	245	Sr.
	48	Jordan Carroll	6-3	245	So.
LB	30	Tra'Darius Goff	6-0	240	Sr.
	40	Jonathan Coleman	6-2	215	Fr.
LB	33	Jay Rudwall	6-1	230	Jr.
	44	Lenier Lee	6-0	210	So.
CB	21	Demario Donnell	5-9	175	So.
	12	Maleek Hall	5-11	192	So.
FS	11	Marty Jones	6-1	190	Sr.
	37	Patrick Prewitt	6-2	200	Jr.
SS	14	Austin Tallant	6-2	190	Jr.
	23	Jimmy Laughlin	6-3	220	Jr.
ROV	7	Bill Dillard	6-0	195	Jr.
	41	Cory Webber	6-2	200	Sr.
NICK	23	Jimmy Laughlin	6-3	220	Jr.
	84	Jordan Patrick	6-5	245	So.
CB	24	James Huguely	6-0	185	Sr.
	36	Tevin McDermott	6-1	205	Sr.

SPECIAL TEAMS

PK	96	Zach Sharp	6-2	195	Sr.
	88	Chris Harris	6-0	190	Jr.
P	19	Jonathan King	6-1	175	R-Fr.
	96	Zach Sharp	6-2	195	Sr.
LS	54	Ben Viaene	6-2	220	Sr.
HO	11	Marty Jones	6-1	190	Sr.
RET	3	Ladarius Vanlier	5-7	170	Jr.
	8	Brock McCoin	6-2	180	R-Fr.
	27	Trey Burks	5-9	190	Fr.
	6	Radir Annoor	5-10	205	Jr.

Returning Starters in Bold

Key Losses

P	Chad Zinchini
	75 punts, 45.9 yards/punt, Long of 70, 28 of 50+ yds.
WR	Zach Ziegler
	30 catches, 180 yards, 2 TDs
DL	Malcom Mitchell
	47 tackles, 13.0 TFL, 7.5 sacks, 2 PBU, 2 FF, 1 FR
OL	Wesley Sherrill
	1st Team All-OVC

PLAYERS TO WATCH

DARIAN STONE

Senior • Quarterback
6-0 • 195 • Clinton, Tenn.

Will start at the new QW hybrid position for the Golden Eagles in 2014...Started at quarterback final four games of 2012 and 10 games in 2013... Led Tech in rushing in 2012 with 553 yards and ranked first on the team again in 2013 with 536 yards...Had 297 yards total offense against Southeast Missouri and 271 against Austin Peay in final two games of the year...Had 467 yards of total offense in 2012 win over UT Martin to win FCS National Offensive Player of the Week honors, passing for 277 and rushing for 190 yards.



TRA'DARIUS GOFF

Senior • Linebacker
6-0 • 235 • Columbia, Tenn.

Preseason All-OVC...Starter at middle linebacker in all 24 games the past two seasons and has played in 35 games in his career...Enters the year with 221 career tackles, posting 101 total tackles in each of the past two seasons...First Tech player with back-to-back 100-tackle seasons since Daniel Wentzel in 2002-03... Career-high 16 tackles vs. Jacksonville State in 2013... Has 10 games with double-digit tackles...Second-team all-OVC in 2013 season...Second in the OVC in tackles in 2013 and 19th in tackles-for-loss...Named both Offensive and Defensive MVP in TSSAA state championship game for Columbia Central HS in 2010, played in Tech's Tucker Stadium.



TEAM NOTES

• Head coach Watson Brown reached a milestone in 2013, as he and his brother Mack (formerly at Texas) set the record for most combined Division I victories by brothers. On November 9 the duo broke the previous record of 362 victories by Vince and Bill Dooley (201 by Vince, 161 by Bill). At the conclusion of the 2013 season the Brown's had 365 wins (238 by Mack and 127 by Watson).

• The Tennessee Tech football team was honored by the Football Championship Subdivision Athletics Directors Association (FCS ADA) for having the "Highest APR in 2012-13) in the Ohio Valley Conference. Now in its 21st year, the FCS ADA's mission is to enhance Football Championship Subdivision football.

* Five of Tennessee Tech's 11 FCS opponents are ranked in the Top 25 in various pre-season polls, including conference foes Eastern Illinois, Jacksonville State and Tennessee State. Also landing spots in the rankings are Northern Iowa (Sept. 27) and Chattanooga (Nov. 15).

* Cody Matthews has 977 career receiving yards to his credit, needing 23 to reach the 1,000-yard milestone. He has at least one catch in 17 of the last 19 games in which he has played.

* The Tech defense has plenty of veteran leadership, featuring three players with more than 200 career tackles. Senior Austin Tallant is the career leader among active players with 251 tackles, while graduate student Marty Jones and 243 tackles. Linebacker Tra'Darius Goff, who has had 101 tackles in each of the past two seasons, enters 2014 with 221 career stops.

* Senior quarterback Darian Stone enters his final season with 3,175 yards of total offense. He has recorded 1,824 career passing yards and 1,351 career rushing yards. Junior Ladarius Vanlier is the career leader on the squad in all-purpose yards, bringing a total of 2,343 into his third season.

NUMERICAL ROSTER

No.	Name	Pos.	Ht.	Wt.	Yr.	Hometown (Last School)
1	Steve Wilson	WR	6-2	195	Jr.	Nashville, Tenn. (Smyrna HS)
2	Jordan Smith	WR	6-1	185	Jr.	LaVergne, Tenn. (Battle Ground Academy)
3	Ladarius Vanlier	RB	5-7	170	Jr.	Nashville, Tenn. (Maplewood HS)
4	Ty Jobe	QW	6-2	195	Fr.	Watertown, Tenn. (Watertown HS)
5	Darian Stone	QW	6-0	195	Sr.	Clinton, Tenn. (Clinton HS)
6	Radir Annoor	RB	5-11	205	Jr.	Nashville, Tenn. (Brentwood Academy)
7	Bill Dillard	S	6-0	195	Jr.	Vestavia, Ala. (Vestavia Hills HS)
8	Brock McCoin	QW	6-2	180	R-Fr.	Livingston, Tenn. (Livingston Academy)
9	Cody Matthews	WR	6-2	190	Sr.	Gallatin, Tenn. (Gallatin HS)
10	Senquay Eichelberger	SS	6-1	185	So.	Tupelo, Miss. (Pearl-Cohn HS)
10	Matt Hamby	QB	6-4	210	Jr.	Murfreesboro, Tenn. (Brentwood Academy)
11	Marty Jones	FS	6-1	190	Sr.	Cincinnati, Ohio (Sycamore HS)
12	Maleek Hall	CB	5-11	192	So.	Clarksville, Tenn. (Kenwood HS)
13	Demario Donnell	CB	5-9	175	Jr.	Nashville, Tenn. (Pearl-Cohn HS)
14	Austin Tallant	SS	6-0	190	Sr.	Alcoa, Tenn. (Alcoa HS)
15	Krys Cates	WR	6-3	200	Jr.	Newport, Tenn. (Cocke County HS)
16	Daniel Pierce	QW	6-0	192	Jr.	Cleveland, Tenn. (Gateway Christian HS)
17	Trent Thompson	QB	6-3	210	So.	Powder Springs, Ga. (McEachern HS)
18	Jared Davis	QB	6-4	220	So.	Manchester, Tenn. (Tullahoma HS)
19	Jonathan King	P/K	6-1	175	R-Fr.	Knoxville, Tenn. (Farragut HS)
20	Johnnie Anderson	S	6-0	215	Fr.	Athens, Ala. (Athens HS)
21	Stephen Bush	RB	5-9	200	Sr.	Cookeville, Tenn. (Cookeville HS)
22	Deven Sullivan	RB	6-3	215	Fr.	Muscle Shoals, Ala. (Muscle Shoals HS)
23	Jimmy Laughlin	S	6-3	220	Jr.	Vestavia, Ala. (Vestavia Hills HS)
24	James Huguely	CB	6-0	185	Sr.	Atlanta, Ga. (Cedar Grove HS)
25	Dorian Carter	RB	5-11	181	Fr.	Hendersonville, Tenn./ Beech HS
25	Jalen Manning	CB	5-10	190	Fr.	Carthage, Tenn. (Smith County HS)
26	Conor Sparkman	S	5-11	185	Jr.	Sparta, Tenn. (White County HS)
27	Trey Burks	RB	5-9	190	R-Fr.	Tullahoma, Tenn. (Tullahoma HS)
28	Steven Lillard	CB	5-8	170	So.	Nashville, Tenn. (Hunters Lane HS)
29	Colton Belew	WR	6-3	205	So.	Columbia, Tenn. (Columbia Central HS)
29	J.P. Evans	SS	6-0	220	R-Fr.	Lynchburg, Tenn. (Moore County HS)
30	Tra'Darius Goff	LB	6-0	240	Sr.	Columbia, Tenn. (Columbia Central HS)
31	Luke Woodason	CB	6-0	180	Jr.	Dalton, Ga. (Northwest Whitfield HS)
32	Trey Thompson	LB	6-2	235	R-Fr.	Cincinnati, Ohio (LaSalle HS)
33	Jay Rudwall	LB	6-1	240	Jr.	Ooltewah, Tenn. (Ooltewah HS)
36	Tevin McDermott	CB	6-1	205	Sr.	Athens, Tenn. (Appalachian State)
37	Patrick Prewitt	S	6-2	200	Jr.	Vestavia, Ala. (Vestavia Hills HS)
38	Tyler Harrell	S	6-3	205	Fr.	Calera, Ala. (Calera HS)
38	Austin Nelson	H	6-0	245	R-Fr.	Gallatin, Tenn. (Station Camp HS)
39	Deosha McColley	CB	5-9	182	So.	Chattanooga, Tenn. (Baylor HS)
40	Jonathan Coleman	LB	6-2	215	Fr.	Delray Beach, Fla. (Village Academy HS)
41	Cory Webber	S	6-2	200	Sr.	Forest Park, Ohio (Winton Woods HS)
42	Dametris Watson	H	6-4	235	So.	Hendersonville, Tenn. (Beech HS)
43	Isaiah McKinney	RB	6-1	215	So.	Morristown, Tenn. (Morristown West HS)
44	Lanier Lee	LB	6-0	240	So.	Moreno Valley, Calif. (Chaffee College)
45	Robert Hill Bronson	LB	5-10	210	So.	Brooksville, Fla. (Hernando HS)
46	Josh Smith	WR	5-11	190	Sr.	LaVergne, Tenn. (Battle Ground Academy)
47	Dorian Eskridge	RB	5-10	195	So.	Knoxville, Tenn. (Hardin Valley HS)
48	Jordan Carroll	DE	6-3	245	So.	Birmingham, Ala. (Briarwood HS)
49	Elliott Normand	LB	5-11	220	R-Fr.	Oak Ridge, Tenn. (Oak Ridge HS)
50	J.T. Rankin	OL	6-1	290	So.	Alcoa, Tenn. (Alcoa HS)
52	Avery Rollins	DT	6-3	285	Jr.	Gadsden, Ala. (Gadsden City HS)
54	Ben Viaeane	LS	6-2	220	Sr.	Hortonville, Wis. (Minnesota Crookston)
55	Charles Mouton	OL	6-3	305	Jr.	Victorville, Calif. (Victor Valley JC)
56	Terrell Rollins	NG	6-0	285	So.	Greeneville, Tenn. (Greeneville HS)
57	Zach Malone	DE	6-2	250	So.	Henderson, Tenn. (Chester County HS)
58	Dylan Sullivan	LS	6-1	260	Jr.	LaVergne, Tenn. (LaVergne HS)
59	Joshua Belhu	LB	5-11	230	R-Fr.	Mt. Juliet, Tenn. (Mt. Juliet HS)
60	Sage Stockton	OL	6-0	285	Fr.	Savannah, Tenn. (Hardin County HS)
61	Gage Terry	OL	6-3	310	R-Fr.	Burns, Tenn. (Creek Wood HS)
62	Randall Reeves	OL	6-2	300	Sr.	McCalla, Ala. (McAdory HS)
63	Tyler Coen	OL	6-3	305	R-Fr.	Gordonsville, Tenn. (Gordonsville HS)
64	Justin Ivory	OL	6-6	350	Jr.	Columbus, Ohio (Vestavia Hills HS)
65	Matt Martin	OL	6-5	300	So.	Franklin, Tenn. (Battle Ground Academy)
70	Jibrin Linge	OL	6-3	310	Jr.	Marietta, Ga. (Sprayberry HS)
71	William Chatmon	OL	6-4	298	So.	Kennesaw, Ga. (North Cobb HS)
72	Charles Rutledge	OL	6-5	285	R-Fr.	Decatur, Ga. (Columbia HS)
73	Blake Luevano	OL	6-6	300	Jr.	Arcadia, Calif. (Citrus College HS)
75	Matthew Smith	OL	6-4	300	Sr.	Jonesboro, Ga. (North Clayton HS)
76	Dylan Swiley	OL	6-3	295	Fr.	Riceville, Tenn. (McMinn Central HS)
79	Brett Dillard	OL	6-3	300	Jr.	Mt. Juliet, Tenn. (Mt. Juliet HS)
80	Preston Reed	DE	6-5	205	Fr.	Lebanon, Tenn. (Wilson Central HS)
81	Neil Gannaway	WR	6-4	205	Jr.	Birmingham, Ala. (Vestavia Hills HS)
83	John Arnold	K	6-0	185	R-Fr.	Nashville, Tenn. (Father Ryan HS)
83	Hayden Freels	TE	6-4	215	R-Fr.	Rockwood, Tenn. (Rockwood HS)
84	Jordan Patrick	DE	6-5	245	So.	Alcoa, Tenn. (Alcoa HS)
86	Hayden Alexander	WR	6-1	195	R-Fr.	Gallatin, Tenn. (Gallatin HS)
86	Joe Robertson	DE	6-3	225	R-Fr.	Franklin, Tenn. (Page HS)
87	DaJuan Brown	DE	6-5	260	Sr.	Smyrna, Tenn. (Blackman HS)
88	Chris Harris	K/P	6-0	190	Jr.	Columbia, Tenn. (Columbia Central HS)
89	Cory Malone	TE	6-6	240	So.	Henderson, Tenn. (Chester County HS)
91	Kyron Hart	DT	6-3	280	So.	Lebanon, Tenn. (Lebanon HS)
92	Mike Cain	NG	5-9	295	R-Fr.	Nashville, Tenn. (Whites Creek HS)
93	Harrison Reid	DE	6-5	262	Jr.	Cincinnati, Ohio (Winton Woods HS)
94	Midoho Okpokowuruk	DE	6-2	245	Sr.	Charlotte, N.C. (The McCallie School)
95	Dakota Rushing	DE	6-6	245	Fr.	Haleyville, Ala. (Haleyville HS)
96	Zach Sharp	K	6-2	195	Sr.	Maryville, Tenn. (Maryville HS)
97	Chris McElderry	DT	6-1	260	Fr.	Gadsden, Ala. (Gadsden City HS)
98	Dez Jarman	DE	6-4	250	Fr.	Cincinnati, Ohio (Winton Woods HS)
99	Kevin Robinson-White	DT	6-1	325	So.	Cincinnati, Ohio (Moeller HS)

ALPHABETICAL ROSTER

No.	Name	Pos.	Yr.
86	Hayden Alexander	WR	R-Fr.
20	Johnnie Anderson	S	Fr.
6	Radir Annoor	RB	Jr.
83	John Arnold	K	R-Fr.
29	Colton Belew	WR	So.
59	Joshua Belhu	LB	R-Fr.
45	Robert Hill Bronson	LB	So.
87	DaJuan Brown	DE	Sr.
27	Trey Burks	RB	R-Fr.
21	Stephen Bush	RB	Sr.
92	Mike Cain	NG	R-Fr.
48	Jordan Carroll	DE	So.
25	Dorian Carter	RB	Fr.
15	Krys Cates	WR	Jr.
71	William Chatmon	OL	So.
63	Tyler Coen	OL	R-Fr.
40	Jonathan Coleman	LB	Fr.
18	Jared Davis	QB	So.
7	Bill Dillard	S	Jr.
79	Brett Dillard	OL	Jr.
13	Demario Donnell	CB	Jr.
10	Senquay Eichelberger	SS	So.
47	Dorian Eskridge	RB	So.
29	J.P. Evans	SS	R-Fr.
83	Hayden Freels	TE	R-Fr.
81	Neil Gannaway	WR	Jr.
30	Tra'Darius Goff	LB	Sr.
12	Maleek Hall	CB	So.
10	Matt Hamby	QB	Jr.
38	Tyler Harrell	S	Fr.
88	Chris Harris	K/P	Jr.
91	Kyron Hart	DT	So.
24	James Huguely	CB	Sr.
64	Justin Ivory	OL	Jr.
98	Dez Jarman	DE	Fr.
4	Ty Jobe	QW	Fr.
11	Marty Jones	FS	Sr.
19	Jonathan King	P/K	R-Fr.
23	Jimmy Laughlin	S	Jr.
44	Lanier Lee	LB	So.
28	Steven Lillard	CB	So.
70	Jibrin Linge	OL	Jr.
73	Blake Luevano	OL	Jr.
89	Cory Malone	TE	So.
57	Zach Malone	DE	So.
25	Jalen Manning	CB	Fr.
65	Matt Martin	OL	So.
9	Cody Matthews	WR	Sr.
8	Brock McCoin	QW	R-Fr.
39	Deosha McColley	CB	So.
36	Tevin McDermott	CB	Sr.
97	Chris McElderry	DT	Fr.
43	Isaiah McKinney	RB	So.
55	Charles Mouton	OL	Jr.
38	Austin Nelson	H	R-Fr.
49	Elliott Normand	LB	R-Fr.
94	Midoho Okpokowuruk	DE	Sr.
84	Jordan Patrick	DE	So.
16	Daniel Pierce	QW	Jr.
37	Patrick Prewitt	S	Jr.
50	J.T. Rankin	OL	So.
80	Preston Reed	DE	Fr.
62	Randall Reeves	OL	Sr.
93	Harrison Reid	DE	Jr.
86	Joe Robertson	DE	R-Fr.
99	Kevin Robinson-White	DT	So.
52	Avery Rollins	DT	Jr.
56	Terrell Rollins	NG	So.
33	Jay Rudwall	LB	Jr.
95	Dakota Rushing	DE	Fr.
72	Charles Rutledge	OL	R-Fr.
96	Zach Sharp	K	Sr.
2	Jordan Smith	WR	Jr.
46	Josh Smith	WR	Sr.
75	Matthew Smith	OL	Sr.
26	Conor Sparkman	S	Jr.
60	Sage Stockton	OL	Fr.
5	Darian Stone	QW	Sr.
58	Dylan Sullivan	LS	Jr.
22	Deven Sullivan	RB	Fr.
76	Dylan Swiley	OL	Fr.
14	Austin Tallant	SS	Sr.
61	Gage Terry	OL	R-Fr.
17	Trent Thompson	QB	So.
32	Trey Thompson	LB	R-Fr.
3	Ladarius Vanlier	RB	Jr.
54	Ben Viaeane	LS	Sr.
42	Dametris Watson	H	So.
41	Cory Webber	S	Sr.
1	Steve Wilson	WR	Jr.
31	Luke Woodason	CB	Jr.



Watson Brown returns to coach for his eighth season in his hometown of Cookeville, Tenn. After not coaching in the OVC since 1980, Brown took over the reins of the Tennessee Tech program in 2007. In 2011 he led the Golden Eagles to the OVC Championship, the first for the program since 1975.

WATSON BROWN

HEAD COACH

8TH SEASON (30TH OVERALL)

127-197-1 CAREER RECORD

33-46 AT TENNESSEE TECH

Birthdate: April 19, 1950
Hometown: Cookeville, Tenn.
College: Vanderbilt, 1973 (Geology)
Family: Wife - Brenda
 Children - Ginny, Steven

Career Record

Year	School	Overall	Conf. (Finish)
1979	Austin Peay	7-4	2-4 (5th)
1980	Austin Peay	7-4	5-2 (3rd-t)
1983	Cincinnati	4-6-1	-
1984	Rice	1-10	0-8 (9th)
1985	Rice	3-8	2-6 (6th)
1986	Vanderbilt	1-10	0-6 (10th)
1987	Vanderbilt	4-7	1-5 (7th-t)
1988	Vanderbilt	3-8	2-5 (9th-t)
1989	Vanderbilt	1-10	0-7 (10th)
1990	Vanderbilt	1-10	1-6 (8th-t)
1995	UAB	5-6	-
1996	UAB	5-6	-
1997	UAB	5-6	-
1998	UAB	4-7	-
1999	UAB	5-6	4-2 (2nd-t)
2000	UAB	7-4	3-4 (5th-t)
2001	UAB	6-5	5-2 (2nd-t)
2002	UAB	5-7	4-4 (5th-t)
2003	UAB	5-7	4-4 (6th-t)
2004	UAB	7-5	5-3 (2nd-t)
2005	UAB	5-6	3-5 (5th/East)
2006	UAB	3-9	2-6 (5th/East)
2007	Tennessee Tech	4-7	2-6 (7th-t)
2008	Tennessee Tech	3-9	1-7 (9th)
2009	Tennessee Tech	6-5	5-3 (2nd-t)
2010	Tennessee Tech	5-6	4-4 (6th)
2011	Tennessee Tech	7-4	6-2 (1st-t)
2012	Tennessee Tech	3-8	1-7 (8th-t)
2013	Tennessee Tech	5-7	2-6 (7th-t)

CAREER HIGHLIGHTS

• Brown was named the 10th head coach in Tennessee Tech football history on Dec. 9, 2006. Brown returned to his hometown of Cookeville to take over the Golden Eagles program. Brown was a standout athlete at Cookeville High School.

• Guided Tennessee Tech to a 6-2 OVC mark and three-way share of the OVC Championship in 2011. It was the first title for the TTU program since 1975. The Golden Eagles also earned the OVC's automatic bid to the FCS Playoffs, marking the first-ever playoff appearance for the program. TTU finished the season 7-4 overall, marking the best record among the eight Division I schools in the state of Tennessee.

• In 2011 was named OVC Coach of the Year, TSWA Coach of the Year and finished in the Top 15 of the voting for the Liberty Mutual FCS National Coach of the Year.

• Prior to coaching at Tennessee Tech Brown spent 12 years as head coach at UAB (1995-06). From 2002 he also served as the schools Director of Athletics, making him only the third A.D. in school history. After guiding UAB through I-AA to I-A independent status, Brown helped the Blazers into Conference USA in 1999. Brown-coached teams finished tied for second in C-USA in each 1999, 2001 and 2004. His 2004 squad was 7-5 overall, 5-3 in C-USA and participated in the Sheraton Hawaii Bowl.

• Brown got his start in coaching as an assistant coach at his alma mater, Vanderbilt, and later at East Carolina, Jacksonville State and Texas Tech. His break as a head coach came in 1979 at another OVC school - Austin Peay - at the age of 29. He led the Governors to back-to-back 7-4 seasons. His success in Clarksville led to jobs at Cincinnati, Rice and later as head coach at Vanderbilt for five seasons. Following his stint at Vandy, he was the offensive coordinator at Oklahoma.

• As a player at Vanderbilt, Brown was a standout quarterback and helped lead the Commodores to a 14-10 upset victory over Alabama in 1969. He was named *Sports Illustrated's* National Back of the Week for his performance.

• Brown comes from a line of successful coaches. His grandfather, Eddie "Jelly" Watson, was a legendary coach at Cookeville High School and his brother, Mack Brown, was the head coach at Texas (1998-2013), where he led the Longhorns to the 2005 BCS National Championship.

ASSISTANT COACHES

Offensive Coordinator:..... Steven Brown
 Alma Mater:..... Tennessee Tech, 2007 (8th season)

Defensive Coordinator:..... Donn Landholm
 Alma Mater:..... Wayne State, 1979 (2nd season)

Asst. Head Coach/Defensive Tackles: Sam Williamson
 Alma Mater:..... UAB, 2005 (8th season)

Asst. Head Coach/Offensive Line: Dewayne Alexander
 Alma Mater:..... Tennessee Tech, 1998 (5th season)

Defensive Ends/Outside Linebackers: Pat Donohoe
 Alma Mater:..... Wayne State, 1977 (1st season)

Runningbacks/H-Backs: Matt Forrest
 Alma Mater:..... Huntingdon (Ala.), 2010 (1st season)

Cornerbacks:..... Taylor Hennigan
 Alma Mater:..... Tennessee Tech, 2013 (1st season)

Strong Safeties/Nickels:..... Justin Matheney
 Alma Mater:..... Tennessee Tech, 2014 (1st season)

Defensive Passing Game Coordinator/Safeties: Sidney Powell
 Alma Mater:..... Morehouse College, 1997 (6th season)

Director of Football Culture:..... Jim Hensel
 Alma Mater:..... Northern Colorado, 1992 (1st season)

2013 TEAM STATISTICS

	<u>TTU</u>	<u>Opponent</u>				
SCORING	313	353				
Points Per Game	26.1	29.4				
FIRST DOWNS	222	237				
Rushing	102	105				
Passing	93	121				
Penalty	27	11				
RUSHING YARDAGE	1803	2056				
Yards Gained Rushing	2209	2346				
Yards Lost Rushing	406	290				
Rushing Attempts	482	506				
Average Per Rush	3.7	4.1				
Average Per Game	150.2	171.3				
TDs Rushing	26	20				
PASSING YARDAGE	1947	2676				
Comp-Att-Int	190-353-10	237-373-14				
Average Per Pass	5.5	7.2				
Average Per Catch	10.2	11.3				
Average Per Game	162.2	223.0				
TDs Passing	13	22				
TOTAL OFFENSE	3750	4732				
Total Plays	834	879				
Average Per Play	4.5	5.4				
Average Per Game	312.5	394.3				
TIME OF POSSESSION/GAME	29:06	30:54				
3RD DOWN CONVERSIONS	68/188	64/178				
3rd-Down Pct.	36%	36%				
4TH DOWN CONVERSIONS	14/25	16/28				
4th-Down Pct.	56%	57%				
RED-ZONE SCORES	37-42 (88%)	34-40 (85%)				
RED-ZONE TOUCHDOWNS	31-42 (74%)	27-40 (68%)				
PAT-ATTEMPTS	40-41 (98%)	42-44 (95%)				
ATTENDANCE	51,106	101,361				
Games/Avg. Per Game	6/8,518	6/16,894				
Neutral Site Games	-	0/0				
<u>SCORE BY QUARTERS</u>	<u>1st</u>	<u>2nd</u>	<u>3rd</u>	<u>4th</u>	<u>OT</u>	<u>Total</u>
Tennessee Tech	51	87	72	103	-	313
Opponents	97	94	90	72	-	353

2013 INDIVIDUAL STATISTICS

RUSHING	<u>G</u>	<u>Att.</u>	<u>Yds.</u>	<u>Avg.</u>	<u>TD</u>	<u>Yds./G</u>
Player						
Darian Stone	10	143	523	3.7	7	52.3
Ladarius Vanlier	12	54	365	6.8	1	30.4
Stephen Bush	11	62	306	4.9	7	27.8
Cody Forbes	12	85	302	3.6	1	25.2
Radir Annoor	10	30	112	3.7	0	11.2
PASSING	<u>G</u>	<u>Cmp.-Att.</u>	<u>Pct.</u>	<u>Yds.</u>	<u>TD/Int.</u>	<u>Avg.</u>
Player						
Darian Stone	10	94-176	53.4	1008	5/4	100.8
Jared Davis	10	95-169	56.2	935	9/5	93.5
RECEIVING	<u>G</u>	<u>No.</u>	<u>Yds.</u>	<u>Avg.</u>	<u>TD</u>	<u>Yds./G</u>
Player						
Zack Ziegler	7	30	180	6.0	2	25.7
Krys Cates	12	28	390	13.9	3	32.5
Cody Matthews	8	22	331	15.0	3	41.4
Steve Wilson	12	18	202	11.2	1	16.8
Maleek Hall	11	16	110	6.9	1	10.0
SCORING	<u>G</u>	<u>TD</u>	<u>XPt.</u>	<u>FG</u>	<u>Pts.</u>	<u>Pts./G</u>
Player						
Zach Sharp	10	-	27-27	7-10	48	4.8
Darian Stone	10	7	-	-	42	4.2
Stephen Bush	11	7	-	-	42	3.8
Jared Davis	10	6	-	-	36	3.6
Chris Harris	7	-	13-14	2-3	19	2.7
TACKLES	<u>G</u>	<u>Solo</u>	<u>Asst.</u>	<u>Total</u>	<u>TFL</u>	<u>Sacks</u>
Player						
Tra'Darius Goff	12	36	65	101	8.5	3.0
Marty Jones	12	47	51	98	5.0	0
Blake Adams	12	20	46	66	3.0	1.0
Austin Tallant	12	30	35	65	4.0	1.0
Bill Dillard	12	32	31	63	2.5	0
INTERCEPTIONS	<u>G</u>	<u>No.</u>	<u>Yds.</u>	<u>Avg.</u>	<u>TD</u>	<u>PBU</u>
Player						
Bill Dillard	12	2	0	0.0	0	2
Austin Tallant	12	2	12	6.0	0	5
Marty Jones	12	2	25	12.5	0	3

Returning Players in Bold



2013 SCHEDULE AND RESULTS

<u>Date</u>	<u>Opponent</u>	<u>Result</u>	<u>Attendance</u>
8/29	Cumberland	W, 63-7	11,807
9/7	at #21 Wisconsin	L, 48-0	77,785
9/14	at Hampton	W, 30-27	2,709
9/21	Tennessee State*	L, 41-21	10,044
9/28	Indiana State	W, 38-37	8,970
10/5	at Murray State*	L, 35-24	4,922
10/10	UT Martin*	L, 28-17	7,222
10/19	at Eastern Kentucky*	L, 24-10	6,800
10/26	Jacksonville State*	L, 34-14	8,953
11/2	at #2 Eastern Illinois*	L, 56-21	6,939
11/9	at Southeast Missouri*	W, 41-16	2,206
11/23	Austin Peay*	W, 34-0	4,110

* - Ohio Valley Conference Contest

Home Games in Bold

TEAM RECORDS

INDIVIDUAL RUSHING

Most Attempts

Game: 40 - Larry Schreiber vs. Middle Tennessee (1968)
Season: 286 - Larry Schreiber (1968)
Career: 877 - Larry Schreiber (1966-69)

Most Yards

Game: 261 - Michael Penix vs. Southeast Mo. (1993)
Season: 1,522 - Larry Schreiber (1969)
Career: 4,421 - Larry Schreiber (1966-69)

INDIVIDUAL PASSING

Most Attempts

Game: 57 - Lee Sweeney vs. Southeast Mo. (2006)
57 - Tre Lamb vs. Southeast Missouri (2012)
Season: 367 - Robert Craft (2004)
Career: 1,084 - Lee Sweeney (2006-09)

Most Completions

Game: 38 - Tre Lamb vs. Southeast Missouri (2012)
Season: 201 - Robert Craft (2004)
Career: 625 - Lee Sweeney (2006-09)

Most Yards

Game: 481 - Tre Lamb vs. Southeast Missouri (2012)
Season: 2,448 - Robert Craft (2002)
Career: 7,157 - Lee Sweeney (2006-09)

INDIVIDUAL RECEIVING

Most Receptions

Game: 18 - Da'Rick Rogers vs. SE Missouri (2012)
Season: 68 - Tim Benford (2008)
Career: 195 - Larry Shipp (2004-07)

Most Receiving Yards

Game: 303 - Da'Rick Rogers vs. SE Missouri (2012)
Season: 909 - Craig Rolle (1976)
Career: 2,950 - Larry Shipp (2004-07)



Jim Youngblood was a two-time All-American and was twice the OVC Defensive Player of the Year. He went on to play 12 seasons in the NFL.

YEAR-BY-YEAR RESULTS

YEAR	ALL	OVC	COACH	YEAR	ALL	OVC	COACH
1922	2-14	--	Loyall Duyck	1968	2-8	2-5	Don Wade
1923	2-3-1	--	Putty Overall	1969	5-5	4-3	Don Wade
1924	5-3-1	--	Putty Overall	1970	4-6	2-5	Don Wade
1925	3-2-1	--	Putty Overall	1971	8-2	5-2	Don Wade
1926	1-4-1	--	Putty Overall	1972	10-2	7-0	Don Wade
1927	2-5-1	--	Putty Overall	1973	2-8-1	1-6	Don Wade
1928	6-0-1	--	Putty Overall	1974	6-5	4-3	Don Wade
1929	3-3-1	--	Putty Overall	1975	8-3	6-1	Don Wade
1930	6-2-1	--	Putty Overall	1976	8-3	5-2	Don Wade
1931	6-3	--	Putty Overall	1977	9-2	5-2	Don Wade
1932	4-0-3	--	Putty Overall	1978	5-6	4-2	Don Wade
1933	4-4	--	Putty Overall	1979	1-8-2	05-1	Don Wade
1934	3-5-1	--	Putty Overall	1980	4-7	1-6	Don Wade
1935	1-5-1	--	Putty Overall	1981	6-5	4-4	Don Wade
1936	2-5-1	--	Putty Overall	1982	3-8	1-6	Don Wade
1937	3-5-1	--	Putty Overall	1983	2-8	2-5	Gary Darnell
1938	6-3	--	Putty Overall	1984	0-11	0-7	Gary Darnell
1939	6-3-1	--	Putty Overall	1985	1-10	1-6	Gary Darnell
1940	2-6	--	Putty Overall	1986	0-10	0-7	Jim Ragland
1941	5-4	--	Putty Overall	1987	5-6	2-4	Jim Ragland
1942	3-4-2	--	Putty Overall	1988	1-10	1-5	Jim Ragland
1943	1-5	--	Putty Overall	1989	5-5	3-3	Jim Ragland
1944	1-2	--	Putty Overall	1990	6-5	3-3	Jim Ragland
1945	1-8	--	Putty Overall	1991	2-9	2-4	Jim Ragland
1946	5-5	--	Putty Overall	1992	7-4	6-2	Jim Ragland
1947	4-7	--	Hooper Eblen	1993	8-3	7-1	Jim Ragland
1948	5-6	--	Hooper Eblen	1994	5-6	3-5	Jim Ragland
1949	3-6	0-3	Hooper Eblen	1995	3-8	2-6	Jim Ragland
1950	4-7	1-5	Star Wood	1996	5-6	4-4	Mike Hennigan
1951	5-5-1	3-3	Star Wood	1997	6-5	4-3	Mike Hennigan
1952	9-2	4-1	Putty Overall	1998	4-7	2-5	Mike Hennigan
1953	7-4	5-0	Putty Overall	1999	5-5	4-3	Mike Hennigan
1954	4-4-2	1-3-1	Wilburn Tucker	2000	8-3	5-2	Mike Hennigan
1955	7-3	5-0	Wilburn Tucker	2001	7-3	4-2	Mike Hennigan
1956	5-4-1	2-3	Wilburn Tucker	2002	5-7	2-4	Mike Hennigan
1957	6-4	4-1	Wilburn Tucker	2003	2-9	1-7	Mike Hennigan
1958	7-3	5-1	Wilburn Tucker	2004	6-5	3-4	Mike Hennigan
1959	6-2-2	5-0-1	Wilburn Tucker	2005	4-7	3-5	Mike Hennigan
1960	8-3	6-0	Wilburn Tucker	2006	4-7	4-4	Doug Malone (Acting)
1961	7-3	6-0	Wilburn Tucker	2007	4-7	2-6	Watson Brown
1962	2-8	1-5	Wilburn Tucker	2008	3-9	1-7	Watson Brown
1963	6-4	3-4	Wilburn Tucker	2009	6-5	5-3	Watson Brown
1964	1-9	1-6	Wilburn Tucker	2010	5-6	4-4	Watson Brown
1965	3-7	3-4	Wilburn Tucker	2011	7-4	6-2	Watson Brown
1966	5-5	4-3	Wilburn Tucker	2012	3-8	1-7	Watson Brown
1967	3-7	2-5	Wilburn Tucker	2013	5-7	2-6	Watson Brown

OVC Championships (10)

1952*, 1953, 1955, 1958*, 1959*, 1960, 1961, 1972, 1975, 2011*

* Co Champions

NCAA FCS Playoff Appearances (1)

2011

ALL-TIME COACHES

Coach	Years	Overall Record	OVC Record	OVC Titles	Playoff Appearances
Loyall Duyck	1922	2-1-4 (.571)	-	-	-
Putty Overall	1923-46, 52-53	97-95-18 (.505)	9-1 (.900)	2	-
Hooper Eblen	1947-49	12-19 (.387)	3-6 (.333)	0	-
Star Wood	1950-51	9-12-1 (.432)	4-8 (.333)	0	-
Wilburn Tucker	1954-67	70-66-5 (.514)	49-34-2 (.588)	5	-
Don Wade	1968-82	81-78-3 (.509)	60-52-1 (.534)	2	0
Gary Darnell	1983-85	3-29 (.094)	3-18 (.143)	0	0
Jim Ragland	1986-95	42-66 (.389)	29-41 (.414)	0	0
Mike Hennigan	1996-05	52-57 (.477)	32-39 (.451)	0	0
Doug Malone (Acting)	2006	4-7 (.364)	4-4 (.500)	0	0
Watson Brown	2007-present	33-46 (.418)	21-35 (.375)	1	1



Hardy M. Graham Stadium (7,500) - Opened in 1930.



UT MARTIN
SKYHAWKS



Dr. Thomas Rakes
Chancellor



Julio Freire
Athletics Director



Ryne Rickman
Football Contact



Jason Simpson
Head Coach

2014 SCHEDULE

Aug. 30	at Kentucky (TV: SEC Network)	11:00 a.m.
	<i>First meeting</i>	
Sept. 6	at Central Arkansas	6:00 p.m.
	<i>Central Arkansas leads 8-4; Last Meeting: UTM won 24-23 (9/14/13)</i>	
Sept. 11	Cumberland	6:30 p.m.
	<i>Cumberland leads 3-0; Last Meeting: Cumberland won 12-7 (10/29/48)</i>	
Sept. 20	Eastern Kentucky* (TV: ESPN3)	12:00 p.m.
	<i>Eastern Kentucky leads 22-2; Last Meeting: UTM won 16-7 (11/16/13)</i>	
Sept. 27	Southeast Missouri*	6:00 p.m.
	<i>UT Martin leads 15-14; Last Meeting: UT Martin won 17-7 (9/28/13)</i>	
Oct. 4	at Jacksonville State*	2:00 p.m.
	<i>Jacksonville State leads 28-7; Last Meeting: JSU won 41-27 (10/5/13)</i>	
Oct. 9	Tennessee Tech*	6:30 p.m.
	<i>Tennessee Tech leads 22-11-2; Last Meeting: UTM won 28-17 (10/10/13)</i>	
Oct. 18	at Tennessee State*	2:00 p.m.
	<i>Tennessee State leads 15-8; Last Meeting: TSU won 29-15 (10/19/13)</i>	
Oct. 25	Austin Peay* (HC)	2:00 p.m.
	<i>UT Martin leads 35-25-2; Last Meeting: UTM won 38-14 (10/26/13)</i>	
Nov. 1	at Murray State*	1:00 p.m.
	<i>Murray State leads 35-17-1; Last Meeting: UTM won 45-17 (11/2/13)</i>	
Nov. 8	at Mississippi State	TBA
	<i>Mississippi State leads 1-0; Last Meeting: MSU won 55-17 (11/5/11)</i>	
Nov. 22	at Eastern Illinois*	12:00 p.m.
	<i>Eastern Illinois leads 13-6; Last Meeting: EIU won 70-22 (11/23/13)</i>	

* Denotes Ohio Valley Conference Matchup

Home Games in Bold HC - Homecoming

All Times Central and Subject to Change

QUICK FACTS

Basic Information

Location:	Martin, Tenn.
Enrollment:	8,400
Founded:	1900 (Senior College in 1951)
Nickname:	Skyhawks
Colors:	Navy Blue and Orange
Chancellor:	Dr. Thomas Rakes
Athletic Director:	Julio Freire
Stadium (Capacity):	Hardy M. Graham Stadium (7,500)
Surface:	FieldTurf

Media Relations

Football Contact:	Ryne Rickman/Alex Boggis
Office Phone:	(731) 881-7632/(731) 881-7694
Cell Phone:	(270) 703-2601/(618) 357-1536
Fax:	(731) 881-7624
Email:	rickman@utm.edu/daboggis@utm.edu
Web site:	www.UTMSports.com
Press Box Phone:	(731) 881-7694

Team Information

Offense:	Multiple
Defense:	Multiple
Lettermen Returning/Lost:	61/26
Offensive Starters Returning:	6
Defensive Starters Returning:	6
Specialist Starters Returning:	1
2013 Record/OVC Record (Finish):	7-5/5-3 (3rd/tie)
Postseason:	none

All-Time Record/OVC Record:	339-457-18 (.428)/60-107 (.359)
Joined OVC:	1992
OVC Championships (Last):	1 (2006)
NCAA FCS Playoff Appearances (Last):	1 (2006)

PRESEASON DEPTH CHART

OFFENSE

WR	7	Ronald Carswell	6-0	180	R-Jr.
	5	Kevin Anderson	5-10	175	Sr.
WR	17	Kyle Kerrick	6-3	190	R-So.
	80	Tyriq Patrick	6-3	200	R-Jr.
OT	76	Charles Sweeton	6-5	291	R-Sr.
	74	Robert Burleigh	6-5	313	R-Fr.
OG	73	John Johnson	6-5	248	R-Sr.
	63	Dominique Vaughn	6-3	285	Sr.
C	72	Matt Axline	6-5	310	R-Sr.
	60	Anthony Topps	6-1	274	R-Sr.
OG	62	Kenneth Crenshaw	6-1	230	R-So.
	75	Jordan Murphy	6-3	280	R-Jr.
OT	78	Jackson Roberts	6-7	300	R-Jr.
	77	Sam Curtis	6-4	298	R-Sr.
QB	13	Jarod Neal	6-1	191	Jr.
	1	Dylan Favre	5-10	195	Sr.
RB	24	Abou Toure	6-2	230	Sr.
	25	Ladevin Fair	5-9	180	R-So.
TE	85	Matt Stewart	6-2	239	R-Sr.
	11	Corey Jordan	5-11	215	R-Sr.
WR	86	William Tanner	6-0	184	R-Sr.
	88	Ben Axline	6-3	185	R-Jr.

DEFENSE

DE	91	Ryan Isom	6-2	280	R-Sr.
	90	Tyler Sweeden	6-3	220	R-So.
DT	48	Matt Murphy	6-2	260	Sr.
	94	Keith Jones	6-1	275	R-So.
DE	47	Deantae Glover	6-1	240	Jr.
	92	Nick Brown	6-2	233	R-Sr.
LB	36	Devontay Barnett	6-1	198	Sr.
	45	Caleb Counce	6-0	205	R-So.
LB	40	Tony Bell	6-1	200	Sr.
	31	Marquis Clemons	5-11	175	R-Jr.
LB	35	Nick Dance	5-11	210	R-Jr.
	44	Deilouse Jackson	6-1	223	Sr.
CB	21	Jordan Landry	5-8	165	Jr.
	23	Justin Jackson	5-10	175	R-Fr.
S	12	Taino Fears-Perez	5-8	167	R-Jr.
	18	Kahlid Hagens	6-3	189	R-Fr.
S	16	Leon Carleton III	5-10	175	Sr.
	2	Brian Isaac	5-11	190	Sr.
S	26	Walter Evans	5-11	175	R-Jr.
	34	Tae Martin	6-3	187	R-Fr.
CB	4	Jaquille White	6-2	190	Jr.
	29	Aaron Simms	5-10	160	Jr.

SPECIAL TEAMS

PK	57	Jackson Redditt	6-2	190	R-Jr.
	49	Mitch Mersman	6-2	190	R-Jr.
P	39	James Satterfield	6-1	171	R-Sr.
	57	Jackson Redditt	6-2	190	R-Jr.
LS	98	Nick Michaels	5-11	220	R-Jr.
	45	Caleb Counce	6-0	205	R-So.
HO	13	Jarod Neal	6-1	191	R-Jr.
KR	5	Kevin Anderson	5-10	175	Sr.
	11	Corey Jordan	5-11	215	R-Sr.
PR	5	Kevin Anderson	5-10	175	Sr.

Returning Starters in Bold

Key Losses

RB	DJ McNeil	239 rushes, 1092 yards, 7 TD's
WR	Jeremy Butler	All-American; 90 catches, 1203 yards, 10 TDs
LB	Ben Johnson	All-American; 102 tackles, 12.5 TFL, 3.0 sacks, 1 INT
DB	Camaren Harris	51 tackles, 4 INTs, 12 PBU
DL	DJ Roberts	53 tackles, 11.0 TFL, 4.0 sacks, 9 QBH

PLAYERS TO WATCH

TONY BELL

Senior • Linebacker

6-1 • 200 • Memphis, Tenn.

Named a 2013 All-American by four different media outlets in addition to earning All-OVC first team accolades...Led the OVC and ranked sixth in the nation with 10.5 sacks while also tallying an OVC-best 15 tackles for loss...Also ranked second in the league in both forced fumbles (three) and fumbles recovered (three) while amassing 80 tackles, which ranked ninth...Was named National Defensive Player of the Week twice after a pair of dominant performances last season...Had a career-high 16 tackles and 4.5 sacks against Murray State on Nov. 2; the 16 stops were tied for the most by any OVC player in 2013 while the 4.5 sacks tied an OVC single-game record and was the second-best performance by an FCS player all season.



CHARLES SWEETON

Senior • Offensive Lineman

6-5 • 291 • Lawrenceburg, Tenn.

Preseason All-OVC selection...Earned All-OVC second team accolades in 2013 after starting all 12 games at left tackle...Has started 33 consecutive games on the offensive line...Helped UT Martin lead the league in least sacks allowed (19)...Since he joined the offensive line in 2011, UT Martin has conceded just 36 sacks over a span of three seasons.



TEAM NOTES

- Head coach Jason Simpson has won 48 Ohio Valley Conference games in eight years at UT Martin. Before Simpson arrived, UT Martin managed 37 wins in 14 years (1992-2005) under the direction of five head coaches.

- John Bond joins the Skyhawk coaching staff as offensive coordinator in 2014. He brings 29 years of coaching experience, including each of the last 17 seasons as an offensive coordinator. His previous stops include Massachusetts (2013), Georgia State (2008-12), Georgia Tech (2007), Northern Illinois (2004-06), Army (2000-03), Illinois State (1996-99), Delta State (1994-95), UTEP (1991-93), Missouri State (1986-90) and his alma mater Arkansas (1983-85).

- A trio of Skyhawks from the 2013 squad inked NFL free agent contracts. Wide receiver Jeremy Butler and defensive lineman DJ Roberts signed with the Baltimore Ravens while linebacker Ben Johnson agreed to terms with the Kansas City Chiefs. This comes one year after defensive lineman Montori Hughes was selected in the fifth round of the NFL Draft by the Indianapolis Colts. Wide receiver Quentin Sims (Atlanta Falcons, New England Patriots) and quarterback Derek Carr (New York Giants) also earned opportunities with NFL squads after the 2012 season.

- UT Martin is coming off a 7-5 record in 2013, its fifth winning season in head coach Jason Simpson's eight-year tenure. The Skyhawks knocked off a pair of ranked teams (Chattanooga and Central Arkansas) and spent three weeks in the Sports Network Football Championship Subdivision polls. UT Martin's five losses came against Football Bowl Subdivision opponents Boise State and Memphis, as well as FCS playoff participants Eastern Illinois, Jacksonville State and Tennessee State.

NUMERICAL ROSTER

No.	Name	Pos.	Ht.	Wt.	Yr.	Hometown (Last School)
1	Dylan Favre	QB	5-10	195	Sr.	Kiln, Miss. (Pearl River CC)
2	Brian Isaac	DB	5-11	190	Sr.	Natchez, Miss. (Copiah-Lincoln CC)
3	Reuben Duckworth	RB	5-11	210	R-Jr.	Mount Olive, Miss. (Jones County JC)
4	Jaquille White	DB	6-2	190	Jr.	West Point, Miss. (Northeast Mississippi CC)
5	Kevin Anderson	WR	5-10	175	Sr.	Lakewood, Calif. (Arizona State)
6	Andrew Horton-Martindale	DB	6-1	190	Fr.	Antioch, Tenn. (Cane Ridge HS)
7	Ronald Carswell	WR	6-0	180	R-Jr.	Macon, Ga. (West Virginia)
10	Jabari Dunham	QB	6-3	205	Fr.	Eustis, Fla. (Leesburg HS)
11	Corey Jordan	WR	5-11	215	R-Sr.	Antioch, Tenn. (Hillsboro HS)
12	Taino Fears-Perez	S	5-8	167	R-Jr.	Knoxville, Tenn. (Farragut HS)
13	Jarod Neal	QB	6-1	180	R-Jr.	Hendersonville, Tenn. (Beech HS)
14	Najee Ray	RB	6-1	180	R-So.	Paris, Tenn. (Henry County HS)
15	Manny Stocker	QB	6-1	210	R-So.	Coatesville, Pa. (North Carolina State)
16	Leon Carlton III	DB	5-10	175	Sr.	Hoover, Ala. (Pearl River CC)
17	Kyle Kerrick	WR	6-3	190	R-So.	Coatesville, Pa. (Michigan State)
18	Kahlid Hagens	S	6-3	189	R-Fr.	Maplewood, Mo. (Maplewood-Richmond Hts.)
19	Rod Wright	WR	6-1	175	R-Jr.	Memphis, Tenn. (Ridgeway HS)
20	LaKeem Goode	DB	6-2	205	Jr.	St. Louis, Mo. (Rochester CTC)
21	Jordan Landry	DB	5-8	165	Jr.	Tucker, Ga. (Tucker HS)
22	Trent Garland	RB	5-9	180	R-Jr.	Lawrenceburg, Tenn. (Lawrence County HS)
23	Justin Jackson	DB	5-10	175	R-Fr.	Johns Creek, Ga. (Chattahoochee HS)
24	Abou Toure	RB	6-2	230	Sr.	Framingham, Mass. (Utah State)
25	Ladevin Fair	RB	5-9	180	R-So.	Troy, Tenn. (Obion County Central HS)
26	Walter Evans	DB	5-11	175	R-Jr.	Memphis, Tenn. (Ridgeway HS)
27	Porter Streater III	S	6-0	190	Fr.	Nashville, Tenn. (Hillsboro HS)
28	Logan Burns	DB	6-0	190	Fr.	Nashville, Tenn. (Hillsboro HS)
29	Aaron Simms	DB	5-10	160	Jr.	Mount Juliet, Tenn. (McGavock HS)
31	Marquis Clemons	LB	5-11	175	R-Jr.	St. Louis, Mo. (Webster Groves HS)
34	Tae Martin	S	6-3	187	R-Fr.	Murfreesboro, Tenn. (Siegel HS)
35	Nick Dance	LB	5-11	210	R-Jr.	Nashville, Tenn. (Western Michigan)
36	Devontay Barnett	LB	6-1	198	Sr.	Taylorsville, Miss. (Jones County JC)
37	La'Quante Bone	DB	5-10	175	R-Fr.	Huntsville, Ala. (Madison County HS)
38	Kevin Reid	DB	6-1	185	Fr.	Clarksville, Tenn. (Northeast HS)
39	James Satterfield	P	6-1	171	R-Sr.	Gallatin, Tenn. (Gallatin HS)
40	Tony Bell	LB	6-1	200	Sr.	Memphis, Tenn. (Kingsbury HS)
41	Garrett Wall	LB	6-2	210	Fr.	Fairview, Tenn. (Fairview HS)
43	James Cotton	LB	6-3	223	R-Fr.	Belleville, Ill. (Belleville East HS)
44	Dellouse Jackson	LB	6-1	223	Sr.	Warner Robins, Ga. (Garden City CC)
45	Caleb Counce	LB	6-0	205	R-So.	Paris, Tenn. (Henry County HS)
46	James Ratliff	DL	6-0	225	R-Jr.	Memphis, Tenn. (Craigmont HS)
47	Deantae Glover	DE	6-1	240	Jr.	Murfreesboro, Tenn. (Riverdale HS)
48	Matt Murphy	DL	6-2	260	Sr.	Memphis, Tenn. (Christian Brothers HS)
49	Mitch Mersman	K	6-2	190	R-Fr.	Dickson, Tenn. (Dickson County HS)
50	James Gilleylen	LB	6-2	220	Fr.	Tupelo, Miss. (Tupelo HS)
52	CJ McElrath	LB	6-3	225	Fr.	Decaturville, Tenn. (Riverside HS)
54	Chris Coleman	DL	6-5	240	Jr.	Brighton, Tenn. (Brighton HS)
55	DJ Simmons	LB	6-0	200	R-Fr.	Rogersville, Ala. (Lauderdale County HS)
56	Jay Murphy	DL	6-4	335	Fr.	Lewisburg, Tenn. (Marshall County HS)
57	Jackson Redditt	K	6-2	190	R-Jr.	Mount Juliet, Tenn. (Wilson Central HS)
58	Mark Garrett	OL	6-5	340	Fr.	Selma, Ala. (Selma HS)
59	Justin Wright	LB	6-0	205	Sr.	Batesville, Miss. (Northwest Mississippi CC)
60	Anthony Topps	OL	6-1	274	R-Sr.	Fort Campbell, Ky. (Fort Campbell HS)
61	Corey Rogers	OL	6-4	250	R-Jr.	Winchester, Ky. (George Rogers Clark HS)
62	Kenneth Crenshaw	OL	6-1	230	R-So.	Stone Mountain, Ga. (Tucker HS)
63	Dominique Vaughn	OL	6-3	285	Sr.	Gardena, Calif. (Santa Monica College)
64	Kadarren Bond	OL	6-4	282	R-Fr.	Brownsville, Tenn. (Haywood County HS)
65	Kyle Naes	OL	6-4	295	Fr.	Bartlett, Tenn. (Memphis University School)
66	Drew Allen	OL	6-4	340	Fr.	Freeburg, Ill. (Freeburg HS)
67	Nick Allen	OL	6-6	275	Fr.	Belleville, Ill. (Belleville West HS)
71	Alex Roberts	OL	6-5	260	R-Fr.	St. Louis, Mo. (Webster Groves HS)
72	Matt Axline	OL	6-5	310	R-Sr.	Shelbyville, Ky. (Shelby County HS)
73	John Johnson	OL	6-5	248	R-Sr.	University City, Mo. (University City HS)
74	Robert Burleigh	OL	6-5	313	R-Fr.	Jackson, Tenn. (South Side HS)
75	Jordan Murphy	OL	6-3	280	R-Jr.	Camden, Tenn. (Camden Central HS)
76	Charles Sweeton	OL	6-5	291	R-Sr.	Lawrenceburg, Tenn. (Lawrence County HS)
77	Sam Curtis	OL	6-4	298	R-Sr.	South Fulton, Tenn. (South Fulton HS)
78	Jackson Roberts	OL	6-7	300	R-Jr.	St. Louis, Mo. (Webster Groves HS)
80	Tyriq Patrick	WR	6-3	200	R-Jr.	Philadelphia, Miss. (Memphis)
81	Caylon Weathers	WR	6-4	207	R-Fr.	Germantown, Tenn. (Germantown HS)
82	Tyler Eddings	WR	5-10	190	Fr.	Shelbyville, Tenn. (Central HS)
83	Drew Thomas	TE	6-3	210	R-So.	Lakeland, Tenn. (Arlington HS)
84	Will Whitley	WR	6-3	187	R-Fr.	Memphis, Tenn. (Memphis University School)
85	Matt Stewart	TE	6-2	239	R-Sr.	Mount Juliet, Tenn. (Mount Juliet HS)
86	William Tanner	WR	6-0	184	R-Sr.	Nashville, Tenn. (Kentucky)
87	Tyler McPeak	TE	6-3	240	R-So.	Dresden, Tenn. (Dresden HS)
88	Ben Axline	WR	6-3	185	R-Jr.	Shelbyville, Ky. (Martha Layne Collins HS)
89	Taylor Higgason	WR	6-1	195	Jr.	Petal, Miss. (Jones County JC)
90	Tyler Sweeden	DE	6-3	220	R-So.	Louisville, Ky. (Trinity HS)
91	Ryan Isom	DL	6-2	280	R-Sr.	St. Louis, Mo. (Desmet Jesuit HS)
92	Nick Brown	DE	6-2	233	R-Sr.	Louisville, Ky. (DuPont Manual HS)
93	Devin Nugent	DL	6-3	338	R-Fr.	Memphis, Tenn. (Houston County HS)
94	Keith Jones	DL	6-1	275	R-So.	Florissant, Mo. (McCleure North HS)
95	Dean Wathen	DL	6-2	246	R-Sr.	Henderson, Ky. (Henderson County HS)
96	Trey Warren	DL	6-2	189	R-Fr.	Marietta, Ga. (Marietta HS)
97	Garrett Vincent	DL	6-0	200	R-Jr.	Martin, Tenn. (Westview HS)
98	Nick Michaels	LS	5-11	220	R-Jr.	Murfreesboro, Tenn. (Riverdale HS)
99	Jeremy Pyles	DL	6-5	220	Jr.	Oxford, Ala. (East Central CC)
	Tavares Cleaves	DL	6-0	245	Fr.	Memphis, Tenn. (Craigmont HS)
	Quinton Cochran	S	6-0	195	Jr.	Memphis, Tenn. (Melrose HS)
	JP Fowler	S	6-0	200	R-Fr.	South Fulton, Tenn. (South Fulton HS)
	Kade Larson	DL	6-3	275	R-Fr.	Louisburg, Kan. (Louisburg HS)
	Will Singleton	WR	6-0	180	R-Jr.	Memphis, Tenn. (Lane College)

ALPHABETICAL ROSTER

No.	Name	Pos.	Yr.
66	Drew Allen	OL	Fr.
67	Nick Allen	OL	Fr.
5	Kevin Anderson	WR	Sr.
88	Ben Axline	WR	R-Jr.
72	Matt Axline	OL	R-Sr.
36	Devontay Barnett	LB	Sr.
40	Tony Bell	LB	Sr.
64	Kadarren Bond	OL	R-Fr.
37	La'Quante Bone	DB	R-Fr.
92	Nick Brown	De	R-Sr.
74	Robert Burleigh	OL	R-Fr.
28	Logan Burns	DB	Fr.
16	Leon Carlton III	DB	Sr.
7	Ronald Carswell	WR	R-Jr.
	Tavares Cleaves	DL	Fr.
31	Marquis Clemons	LB	R-Jr.
	Quinton Cochran	S	Jr.
54	Chris Coleman	DL	Jr.
43	James Cotton	LB	R-Fr.
45	Caleb Counce	LB	R-So.
62	Kenneth Crenshaw	OL	R-So.
77	Sam Curtis	OL	R-Sr.
35	Nick Dance	LB	R-Jr.
3	Reuben Duckworth	RB	R-Jr.
10	Jabari Dunham	QB	Fr.
82	Tyler Eddings	WR	Fr.
26	Walter Evans	DB	R-Jr.
25	Ladevin Fair	RB	R-So.
1	Dylan Favre	QB	Sr.
12	Taino Fears-Perez	S	R-Jr.
	JP Fowler	S	R-Fr.
22	Trent Garland	RB	R-Jr.
58	Mark Garrett	OL	Fr.
50	James Gilleylen	LB	Fr.
47	Deantae Glover	DE	Jr.
20	LaKeem Goode	DB	Jr.
18	Kahlid Hagens	S	R-Fr.
89	Taylor Higgason	WR	Jr.
6	Andrew Horton-Martindale	DB	Fr.
2	Brian Isaac	DB	Sr.
91	Ryan Isom	DL	R-Sr.
44	Dellouse Jackson	LB	Sr.
23	Justin Jackson	DB	R-Fr.
73	John Johnson	OL	R-Sr.
94	Keith Jones	DL	R-So.
11	Corey Jordan	WR	R-Sr.
17	Kyle Kerrick	WR	R-So.
21	Jordan Landry	DB	Jr.
	Kade Larson	DL	R-Fr.
34	Tae Martin	S	R-Fr.
52	Mark McElrath	LB	Fr.
87	Tyler McPeak	TE	R-So.
49	Mitch Mersman	K	R-Fr.
98	Nick Michaels	LS	R-Jr.
56	Jay Murphy	DL	Fr.
75	Jordan Murphy	OL	R-Jr.
48	Matt Murphy	DL	Sr.
65	Kyle Naes	OL	Fr.
13	Jarod Neal	QB	R-Jr.
93	Devin Nugent	DL	R-Fr.
80	Tyriq Patrick	WR	R-Jr.
99	Jeremy Pyles	DL	Jr.
46	James Ratliff	DL	R-Jr.
14	Najee Ray	RB	R-So.
57	Jackson Redditt	K	R-Jr.
38	Kevin Reid	DB	Fr.
71	Alex Roberts	OL	R-Fr.
78	Jackson Roberts	OL	R-Jr.
61	Corey Rogers	OL	R-Jr.
39	James Satterfield	P	R-Sr.
55	DJ Simmons	LB	R-Fr.
29	Aaron Simms	DB	Jr.
89	Will Singleton	WR	R-Jr.
85	Matt Stewart	TE	R-So.
15	Manny Stocker	QB	R-Sr.
27	Porter Streater III	S	Fr.
90	Tyler Sweeden	DE	R-So.
76	Charles Sweeton	OL	R-Sr.
86	William Tanner	WR	R-Sr.
83	Drew Thomas	TE	R-So.
60	Anthony Topps	OL	R-Sr.
24	Abou Toure	RB	Sr.
63	Dominique Vaughn	OL	Sr.
97	Garrett Vincent	DL	R-Fr.
41	Garrett Wall	LB	Fr.
96	Trey Warren	DL	R-Fr.
95	Dean Wathen	DL	R-Sr.
81	Caylon Weathers	WR	R-Fr.
4	Jaquille White	DB	Jr.
84	Will Whitley	WR	R-Fr.
59	Justin Wright	LB	Sr.
19	Rod Wright	WR	R-Jr.



Jason Simpson was the choice for the 2006 Roy Kidd OVC Coach of the Year Award. That year - his first with the program - he led the Skyhawks to their first OVC Championship and first NCAA FCS Playoff berth.

JASON SIMPSON

HEAD COACH

9TH SEASON

52-39 CAREER RECORD

Birthdate: Jan. 25, 1971
Hometown: Ellisville, Miss.
College: Southern Miss, 1995 (Sports Administration)
Family: Wife - Julie
 Children - Ty, Emma, Graham

Career Record

<u>Year</u>	<u>School</u>	<u>Overall</u>	<u>Conf. (Finish)</u>
2006	UT Martin	9-3	6-1 (1st-t)
2007	UT Martin	4-7	4-4 (6th)
2008	UT Martin	8-4	6-2 (2nd-t)
2009	UT Martin	5-6	4-4 (4th-t)
2010	UT Martin	6-5	5-3 (4th-t)
2011	UT Martin	5-6	4-4 (5th-t)
2012	UT Martin	8-3	6-2 (2nd-t)
2013	UT Martin	7-5	5-3 (3rd-t)

CAREER HIGHLIGHTS

• In his first three years at UT Martin Simpson won 21 games, which was the highest three-year win total in school history.

• In his first season as a head coach (2006), Simpson led UT Martin to its best season of football at the FCS level and was named OVC Coach of the Year for his efforts. The Skyhawks won nine games overall (the most since winning 11 in 1988 when the team competed at the Division II level), shared its first Ohio Valley Conference Championship and advanced to the FCS Playoffs for the first time in school history. It was only the team's third .500 or better record since the move up from Division II.

• Simpson came to UTM after three seasons at Chattanooga as that program's offensive coordinator. At UTC, he helped the Mocs to a 6-5 record in 2006, the program's first winning season since 1997. There he coached quarterback Cedric Stevens, who threw for more than 3,100 yards and had a 66 percent completion percentage. He also coached Alonzo Nix, who set the Southern Conference record for receptions (90) on his way to All-America honors.

• Simpson got his start at Delta State (1994-95) serving as the defensive backs coach for two years before moving onto Jacksonville State (1997-99). At JSU he was a member of the staff that was responsible for the third best turnaround in Division I football for the 1997 and 1998 seasons. That was followed by one year at Blinn Junior College (2000) and four seasons as quarterbacks coach and recruiting coordinator at Texas State (2000-03).

• Simpson played two seasons of college football at Mississippi State, where he was also a member of the baseball team. He then transferred to Southern Miss, where he was a two-time all-conference pick on the diamond and a team captain.

ASSISTANT COACHES

Associate Head Coach/LB's/Special Teams:Jordon Hankins
 Alma Mater: UT Martin, 2005 (5th season)

Defensive Coordinator:Jeff Byrd
 Alma Mater:Southern Miss, 1982 (3rd season)

Offensive Coordinator:John Bond
 Alma Mater: Arkansas, 1985 (1st season)

Defensive Line:Tray Scott
 Alma Mater:Arkansas Tech, 2010 (1st season)

Offensive Line:Kevin Bannon
 Alma Mater: UT Martin, 2009 (2nd season)

Running Backs:Justin Rascati
 Alma Mater: James Madison, 2005 (1st season)

Defensive Backs:Julius McNair
 Alma Mater: UT Martin, 2013 (2nd season)

Defensive Assistant:Jay Gregory
 Alma Mater:Bethel, 2010 (1st season)

2013 TEAM STATISTICS

	<u>UTM</u>	<u>Opponent</u>				
SCORING	238	330				
Points Per Game	23.6	27.5				
FIRST DOWNS	249	226				
Rushing	106	100				
Passing	125	102				
Penalty	18	24				
RUSHING YARDAGE	2147	1755				
Yards Gained Rushing	2569	2139				
Yards Lost Rushing	422	384				
Rushing Attempts	520	455				
Average Per Rush	4.1	3.9				
Average Per Game	178.9	146.2				
TDs Rushing	17	16				
PASSING YARDAGE	2618	2664				
Comp-Att-Int	231-371-12	215-393-12				
Average Per Pass	7.1	6.8				
Average Per Catch	11.3	12.4				
Average Per Game	218.2	222.0				
TDs Passing	18	24				
TOTAL OFFENSE	4765	4419				
Total Plays	891	848				
Average Per Play	5.3	5.2				
Average Per Game	397.1	368.2				
TIME OF POSSESSION/GAME	31:29	28:31				
3RD DOWN CONVERSIONS	67/176	58/181				
3rd-Down Pct.	38%	32%				
4TH DOWN CONVERSIONS	13/27	10/26				
4th-Down Pct.	48%	38%				
RED-ZONE SCORES	30-37 (81%)	29-38 (76%)				
RED-ZONE TOUCHDOWNS	24-37 (65%)	25-38 (66%)				
PAT-ATTEMPTS	33-33 (100%)	41-44 (93%)				
ATTENDANCE	22,192	95,353				
Games/Avg. Per Game	5/4,438	7/13,622				
Neutral Site Games	-	0/0				
<u>SCORE BY QUARTERS</u>	<u>1st</u>	<u>2nd</u>	<u>3rd</u>	<u>4th</u>	<u>OT</u>	<u>Total</u>
UT Martin	58	91	68	66	-	283
Opponents	76	101	72	81	-	330

2013 INDIVIDUAL STATISTICS

RUSHING	<u>G</u>	<u>Att.</u>	<u>Yds.</u>	<u>Avg.</u>	<u>TD</u>	<u>Yds./G</u>
Player						
DJ McNeil	12	239	1092	4.6	7	91.0
Abou Toure	11	87	509	5.9	2	46.3
Trent Garland	12	35	237	6.8	3	19.8
Dylan Favre	9	79	191	2.4	1	21.2
Najee Ray	11	31	147	4.7	1	13.4
PASSING	<u>G</u>	<u>Cmp.-Att.</u>	<u>Pct.</u>	<u>Yds.</u>	<u>TD/Int.</u>	<u>Avg.</u>
Player						
Jarod Neal	12	128-223	57.4	1529	9/7	127.4
Dylan Favre	9	101-142	71.1	081	9/5	120.1
RECEIVING	<u>G</u>	<u>No.</u>	<u>Yds.</u>	<u>Avg.</u>	<u>TD</u>	<u>Yds./G</u>
Player						
Jeremy Butler	12	90	1203	13.4	10	100.2
Chris Thompson	12	39	502	12.9	3	41.8
Dylan Davis	12	25	299	12.0	2	24.9
DJ McNeil	12	15	97	6.5	1	8.1
Corey Jordan	12	13	128	9.8	1	10.7
SCORING	<u>G</u>	<u>TD</u>	<u>XPt.</u>	<u>FG</u>	<u>Pts.</u>	<u>Pts./G</u>
Player						
Jackson Redditt	12	0	33-33	12-17	69	5.8
Jeremy Butler	12	10	-	-	60	5.0
DJ McNeil	12	8	-	-	48	4.0
Trent Garland	12	4	-	-	26	2.2
TACKLES	<u>G</u>	<u>Solo</u>	<u>Asst.</u>	<u>Total</u>	<u>TFL</u>	<u>Sacks</u>
Player						
Ben Johnson	12	40	62	102	12.5	3.0
Thad Williams	12	31	49	80	6.0	1.5
Tony Bell	12	36	44	80	15.0	10.5
Bobby Ellis	12	30	41	71	6.5	1.5
J'vontez Blackmon	12	38	32	70	2.5	1.0
INTERCEPTIONS	<u>G</u>	<u>No.</u>	<u>Yds.</u>	<u>Avg.</u>	<u>TD</u>	<u>PBU</u>
Player						
Camaren Harris	12	4	53	13.2	0	12
J'vontez Blackmon	12	2	61	30.5	0	8
Thad Williams	12	2	37	18.5	0	2

Returning Players in Bold



2013 SCHEDULE AND RESULTS

<u>Date</u>	<u>Opponent</u>	<u>Result</u>	<u>Attendance</u>
8/29	at #24 Chattanooga	W, 31-21	11,163
9/7	at Boise State	L, 63-14	33,293
9/14	#7 Central Arkansas	W, 24-23	5,061
9/28	at Southeast Missouri*	W, 17-7	8,074
10/5	Jacksonville State*	L, 41-27	4,981
10/10	at Tennessee Tech*	W, 28-17	7,222
10/19	#22 Tennessee State*	L, 29-15	4,166
10/26	at Austin Peay*	W, 38-14	6,014
11/2	Murray State*	W, 45-17	4,817
11/9	at Memphis	L, 21-6	24,487
11/16	at Eastern Kentucky*	W, 16-7	5,100
11/23	#2 Eastern Illinois*	L, 70-22	3,167

* - Ohio Valley Conference Contest

Home Games in Bold

TEAM RECORDS

INDIVIDUAL RUSHING

Most Attempts

Game: 47 - Don Chapman vs. Murray State (2005)
Season: 302 - Don Chapman (2005)
Career: 1046 - Don Chapman (2004-07)

Most Yards

Game: 272 - Don Chapman vs. Southeast Mo. (2004)
Season: 1,412 - Don Chapman (2006)
Career: 5,017 - Don Chapman (2004-07)

INDIVIDUAL PASSING

Most Attempts

Game: 65 - Brady Wahlberg vs. Jacksonville St. (2003)
Season: 424 - Leon Reed (1988)
Career: 1,110 - Derek Carr (2009-12)

Most Completions

Game: 44 - Brady Wahlberg vs. Jacksonville St. (2003)
Season: 264 - Derek Carr (2012)
Career: 665 - Derek Carr (2009-12)

Most Yards

Game: 560 - Derek Carr vs. Murray State (2012)
Season: 3,276 - Derek Carr (2012)
Career: 8,428 - Derek Carr (2009-12)

INDIVIDUAL RECEIVING

Most Receptions

Game: 16 - William Mackall vs. Delta State (1987)
Season: 90 - William Mackall (1987)
Career: 225 - William Mackall (1985-88)

Most Receiving Yards

Game: 283 - William Mackall vs. Troy State (1988)
Season: 1,092 - Quentin Sims (2012)
Career: 2,494 - William Mackall (1985-88)



UT Martin running back Don Chapman (2004-07) became the No. 3 leading rusher in OVC history and only 14th Division I player to rush for 1,000 yards in four consecutive seasons.

YEAR-BY-YEAR RESULTS

YEAR	ALL	OVC	COACH
1952	3-4	--	James Henson
1953	2-5	--	James Henson
1954	2-6	--	James Henson
1955	2-5-1	--	James Henson
1956	4-4	--	James Henson
1957	6-1	--	Bob Carroll
1958	7-0-1	--	Bob Carroll
1959	4-4	--	Bob Carroll
1960	7-3	--	Bob Carroll
1961	4-5	--	Bob Carroll
1962	6-3	--	Bob Carroll
1963	5-5	--	Bob Carroll
1964	4-5-1	--	Bob Carroll
1965	4-5	--	Bob Carroll
1966	5-5	--	Bob Carroll
1967	10-1	--	Bob Carroll
1968	3-5-1	--	Bob Carroll
1969	3-6	--	Bob Carroll
1970	7-3	--	Bob Carroll
1971	5-5	--	Bob Carroll
1972	1-9	--	Bob Carroll
1973	2-8-1	--	Bob Carroll
1974	2-9	--	Bob Carroll
1975	2-8	--	George MacIntyre
1976	8-3	--	George MacIntyre
1977	8-3	--	George MacIntyre
1978	2-8	--	Vester Newcomb
1979	5-5	--	Vester Newcomb
1980	4-7	--	Lynn Amadee
1981	4-7	--	Lynn Amadee
1982	5-6	--	Fred Pickard
1983	4-7	--	Fred Pickard

Above Includes Years as a Senior College Only

OVC Championships (1)

2006*

* Co Champions

NCAA FCS Playoff Appearances (1)

2006

YEAR	ALL	OVC	COACH
1984	2-8-1	--	Fred Pickard
1985	1-10	--	Fred Pickard
1986	3-8	--	Don McLeary
1987	5-6	--	Don McLeary
1988	11-2	--	Don McLeary
1989	2-9	--	Don McLeary
1990	4-7	--	Don McLeary
1991	5-6	--	Don McLeary
1992	3-8	2-6	Don McLeary
1993	6-5	5-3	Don McLeary
1994	5-6	2-6	Don McLeary
1995	5-6	4-4	Don McLeary
1996	1-10	1-7	Don McLeary
1997	1-10	0-7	Jim Marshall
1998	0-11	0-7	Jim Marshall
1999	1-10	0-7	Jim Marshall
2000	2-9	0-7	Sam McCorkle
2001	1-10	0-6	Sam McCorkle
2002	2-10	0-6	Sam McCorkle
			Johnny Jernigan
2003	2-10	1-7	Matt Griffin
2004	2-9	1-7	Matt Griffin
2005	6-5	4-4	Matt Griffin
2006	9-3	6-1	Jason Simpson
2007	4-7	4-4	Jason Simpson
2008	8-4	6-2	Jason Simpson
2009	5-6	4-4	Jason Simpson
2010	6-5	5-3	Jason Simpson
2011	5-6	4-4	Jason Simpson
2012	8-3	6-2	Jason Simpson
2013	7-5	5-3	Jason Simpson

ALL-TIME COACHES

Coach	Years	Overall Record	OVC Record	OVC Titles	Playoff Appearances
James Henson	1952-56	13-24-1 (.355)	-	-	-
Bob Carroll	1957-74	85-82-4 (.509)	-	-	-
George MacIntyre	1975-77	18-14 (.563)	-	-	-
Vester Newcomb	1978-79	7-13 (.350)	-	-	-
Lynn Amadee	1980-81	8-14 (.364)	-	-	-
Fred Pickard	1982-85	12-31-1 (.284)	-	-	-
Don McLeary	1986-96	50-73 (.407)	14-26 (.350)	0	0
Jim Marshall	1997-99	2-31 (.061)	0-21 (.000)	0	0
Sam McCorkle	2000-02	5-25 (.167)	0-16 (.000)	0	0
Johnny Jernigan	2002	0-4 (.000)	0-3 (.000)	0	0
Matt Griffin	2003-05	10-24 (.294)	6-18 (.250)	0	0
Jason Simpson	2006-present	52-39 (.571)	40-23 (.635)	1	1