



Governors Stadium (10,000) - Opened in 1946.



AUSTIN PEAY GOVERNORS



Timothy Hall
President



Dave Loos
Athletics Director



Brad Kirtley
Football Contact



Rick Christophel
Head Coach

2012 SCHEDULE

Sept. 1	at Western Kentucky	6:00 p.m.
<i>Western Kentucky leads 34-6-1; Last Meeting: WKU won 24-14 (11/18/06)</i>		
Sept. 8	at Virginia Tech (TV: ESPN3)	12:30 p.m.
<i>First meeting</i>		
Sept. 15	at Tennessee State*	1:00 p.m.
<i>Tennessee State leads 8-6; Last Meeting: APSU won 37-34 (10/1/11)</i>		
Sept. 22	UT Martin*	6:00 p.m.
<i>UT Martin leads 33-25-2; Last Meeting: UTM won 61-23 (10/8/11)</i>		
Sept. 29	at Eastern Illinois* (TV: WEIU)	1:30 p.m.
<i>Eastern Illinois leads 9-3; Last Meeting: EIU won 19-10 (10/29/11)</i>		
Oct. 6	Murray State*	6:00 p.m.
<i>Murray State leads 32-13; Last Meeting: MSU won 56-24 (11/12/11)</i>		
Oct. 13	at Eastern Kentucky*	2:00 p.m.
<i>Eastern Ky. leads 39-5; Last Meeting: APSU won 23-17 (9/24/11)</i>		
Oct. 27	Southeast Missouri* (HC)	4:00 p.m.
<i>Southeast Missouri leads 10-6; Last Meeting: SEMO won 17-13 (10/22/11)</i>		
Nov. 3	Culver-Stockton	1:00 p.m.
<i>First meeting</i>		
Nov. 10	at Jacksonville State* (TV: WJXS)	3:00 p.m.
<i>Jacksonville State leads 13-6-3; Last Meeting: JSU won 44-14 (10/15/11)</i>		
Nov. 17	Tennessee Tech*	1:00 p.m.
<i>Tennessee Tech leads 28-17; Last Meeting: TTU won 49-7 (11/19/11)</i>		

* Denotes Ohio Valley Conference Matchup

Home Games in Bold HC - Homecoming

All Times Central and Subject to Change

QUICK FACTS

Basic Information

Location:	Clarksville, Tenn.
Enrollment:	10,723
Founded:	1927
Nickname:	Governors
Colors:	Red and White
President:	Dr. Tim Hall
Athletic Director:	Dave Loos
Stadium (Capacity):	Governors Stadium (10,000)
Surface:	Polytan Mega Grass

Media Relations

Football Contact:	Brad Kirtley
Office Phone:	(931) 221-7561
Cell Phone:	(931) 624-2904
Fax:	(931) 221-7562
Email:	kirtleyb@apsu.edu
Web site:	www.letsgoapeay.com
Press Box Phone:	(931) 221-7406

Team Information

Offense:	Pro Spread
Defense:	4-3
Lettermen Returning/Lost:	60/14
Offensive Starters Returning:	7
Defensive Starters Returning:	9
Specialist Starters Returning:	2
2011 Record/OVC Record (Finish):	3-8/2-6 (7th/tie)
Postseason:	none

All-Time Record/OVC Record:	274-475-16 (.369)/95-177-2 (.350)
Joined OVC:	1963 (was not a member from 1997-06)
OVC Championships (Last):	1 (1977)
NCAA FCS Playoff Appearances (Last):	0

PRESEASON DEPTH CHART

OFFENSE

WR	18	Devin Stark	6-3	206	Sr.
	13	Hunter Branch	6-3	175	So.
WR	8	Terrence Oliver	5-7	176	Jr.
	86	Robert Lemon	6-3	175	Sr.
OT	72	Julian Virgo	6-4	300	R-Fr.
	60	James McDaniel	6-2	307	R-Fr.
OG	66	Gavin Willisson	6-3	262	R-So.
	77	O.C. Brown	6-2	314	R-So.
C	73	Jacob Langston	6-5	300	Sr.
	59	Isaiah Tuiaosopo	6-3	286	So.
OG	79	Chris Hartman	6-6	325	Jr.
	71	Nathan Sanders	6-5	314	R-So.
OT	78	Ben Stansfield	6-8	281	Jr.
	76	Kyle Harrison	6-5	293	Jr.
QB	15	Jake Ryan	6-2	210	Sr.
	7	Jacob Sexton	6-3	203	R-Fr.
RB	12	Wesley Kitts	6-0	220	Sr.
	24	Ean Pemberton	5-3	150	R-So.
FB	33	Cody Tucker	5-11	243	Sr.
	25	Andrew Montgomery	5-8	224	So.
TE	42	Preston Rouse	6-3	250	Sr.
	89	Samuel Cooper	6-4	220	Fr.
WR	17	Jamaar Embry	6-2	185	So.
	3	Darryl Clack	6-6	200	So.

DEFENSE

DE	58	Anthony Marion	6-4	274	R-Sr.
	46	Zach Lane	6-2	22	R-Jr.
DT	91	Isoua Siliva	6-5	257	So.
	90	Preston Gilbreath	6-5	272	R-Jr.
NT	51	Reese Bulmash	5-11	285	Jr.
	55	Robbie Bryant	6-2	327	R-So.
DE	99	Earnest Smith	6-3	233	Jr.
	43	Zac Burkhart	6-3	239	R-Sr.
LB	5	Darrick Dillard	6-2	218	Sr.
	41	Craig Salley	5-11	212	Jr.
LB	44	Josh Carroll	5-9	224	Jr.
	48	Rip Rowan	6-2	253	Jr.
CB	23	Steven Ragin	6-2	187	Jr.
	11	Montez Carlton	5-8	160	So.
CB	22	Tyreon Clark	5-9	165	Jr.
	27	Buddy Mitchell	5-9	180	So.
FS	26	Jonathan Shuler	6-2	180	So.
	81	Ricky Tinnin	5-10	156	R-Jr.
SS	36	Antwaun Majors	5-10	179	Sr.
	39	EnRiques Perry	5-10	200	Jr.
WS	20	Steven Rich	6-3	215	So.
	2	Jeremy Ross	6-0	177	Jr.

SPECIAL TEAMS

PK	16	Stephen Stansell	6-0	185	Sr.
	69	Walter Spears	6-1	191	So.
P	80	Ben Campbell	6-5	221	So.
LS	85	Michael Dunphy	5-11	184	R-So.
HO	69	Walter Spears	6-1	191	So.
KR	8	Terrence Oliver	5-7	176	Jr.
	26	Johnathan Shuler	6-2	180	So.
PR	95	Tyler Clendenen	6-1	175	Sr.

Returning Starters in Bold

Key Losses

RB	Ryan White
2nd-Team All-OVC, 1101 rushing yards, 6 TD's	
S	Amius Smith
80 tackles, 8.5 TFL, 2 fumble recoveries	

PLAYERS TO WATCH

DEVIN STARK

Senior • Wide Receiver

6-3 • 206 • Memphis, Tenn.

Stark finished 2011 season with 53 receptions, the most by a Gov since Lanis Frederick grabbed a career-best 77 in the 2006 season...Stark's seven touchdown receptions in 2011 were the most by a Govs receiver since Frederick had seven in 2006; those marks are tied for the sixth-most in school history...In 2010 Stark started 10 games, catching 19 passes for 253 yards and two touchdowns...At Fairley High School played both wide receiver and quarterback while being named to the Commercial Appeals' Preps All-Metro Team.



ANTWAUN MAJORS

Senior • Safety

5-10 • 179 • Mt. Juliet, Tenn.

A former walk-on, Majors not only was Austin Peay's tackles leader (88) last season but also finished eighth in the OVC in stops, averaging 8.0 per game...Majors has had 80 or more tackles in each of the last two seasons, finishing with 84 tackles in 2010 and 88 in 2011...Is now playing at safely after starting his career at cornerback...At Mt. Juliet High School he played running back, defensive back and kick returner.



TEAM NOTES

• Austin Peay finished the 2011 season ranked 13th in the FCS in sacks allowed per game (1.0). It is the second-straight year the Governors were ranked in the Top 15 in fewest sacks allowed per game. They were eighth in 2010.

• Senior quarterback Jake Ryan enters his senior season fourth all-time in pass completions with 290 and fifth in passing yards 3191. Jesse Kellogg left Austin Peay the all-time completions leader with 504 while Brian Baker ended with 5587 passing yards—both marks set during APSU's non-scholarship years.

• Senior kicker Stephen Stansell enters his final campaign needing just three field goals made to pass Tom McMillan (33) to become the school's all-time leader in that category. He also enters his final season ranked third all-time in point-after-touchdowns made with 71. Stansell was the only OVC kicker to be perfect in point-after-touchdown attempts. He ended the season 22 of 22. In his career he is 71 of 73 (97.3 percent) in extra-point attempts, ranking No. 1 in career extra-point percentage.

• Austin Peay led the OVC in time of possession in 2011, holding the ball an average of 31.33 minutes per game.

• Redshirt sophomore transfer O.C. Brown was the focal point of the Academy Award-winning documentary, "Undeclared," which was shot during Fall 2009 at Manassas High School in Manassas and was reminiscent of the award-winning movie, "The Blind Side." Brown, a former Four-Star offensive line recruit out of high school, joins one of his former prep teammates, wide receiver Terrence Oliver, who also was apart of the documentary, as a Gov. In addition, Govs' freshman running back Omar Williams also was at Manassas at the time.

NUMERICAL ROSTER

No.	Name	Pos.	Ht.	Wt.	Yr.	Hometown (Last School)
1	Landon Curtis	QB	6-1	200	So.	Calhoun, Ga. (Calhoun)
2	Jeremy Ross	S	6-0	191	Jr.	College Park, Ga. (North Clayton)
3	Darryl Clack	WR	6-6	200	So.	Nashville, Tenn. (Maplewood)
4	Ashlon Adams	TE	6-5	270	Sr.	Kingsport, Tenn. (Dobyns-Bennett)
5	Darrick Dillard	LB	6-2	218	Sr.	Hopkinsville, Ky. (Hopkinsville)
6	Malcolm Goines	DE	6-2	260	Jr.	Chattanooga, Tenn. (Grand Rapids CC)
7	Jacob Sexton	QB	6-3	203	R-Fr.	Oneida, Tenn. (Scott)
8	Terrence Oliver	WR	5-7	176	Jr.	Memphis, Tenn. (Manassas)
9	Gage Scurlock	QB	5-11	175	Fr.	Elmwood, Tenn. (Smith County)
10	LaDarius Chatman	WR	5-11	160	Fr.	Memphis, Tenn. (Craigmont)
11	Montez Carlton	CB	5-8	160	So.	Hoover, Ala. (Hoover)
12	Wesley Kitts	RB	6-0	220	Sr.	Knoxville, Tenn. (Halls)
13	Hunter Branch	WR	6-3	175	So.	Fairview, Tenn. (Fairview)
14	Anthony Woodard	WR	6-6	171	R-Fr.	Gallatin, Tenn. (Gallatin)
15	Jake Ryan	QB	6-2	210	Sr.	Knoxville, Tenn. (West)
16	Stephen Stansell	K/P	5-11	193	Sr.	Athens, Tenn. (McMinn County)
17	Jamaar Embry	WR	6-2	185	So.	Clarksville, Tenn. (Northeast)
18	Devin Stark	WR	6-4	215	Sr.	Memphis, Tenn. (Farley)
19	Mikhail Creech	WR	6-3	175	Fr.	Chattanooga, Tenn. (Ooltewah)
20	Steven Rich	WS	6-3	215	So.	Savannah, Tenn. (Hardin County)
21	J.J. Rutledge	CB	5-10	175	Fr.	Clarksville, Tenn. (Northeast)
22	Tyreon Clark	CB	5-9	165	Jr.	Bowling Green, Ky. (Bowling Green)
23	Steven Ragin	CB	6-2	187	Jr.	Orlando, Fla. (Olympia)
24	Ean Pemberton	RB	5-3	150	So.	Loganville, Ga. (Grayson)
25	Andrew Montgomery	FB	5-8	224	So.	Nashville, Tenn. (Overton)
26	Johnathan Shuler	CB	6-2	180	So.	Nashville, Tenn. (Stratford)
27	Buddy Mitchell	CB	5-9	180	So.	Murfreesboro, Tenn. (Oakland)
28	Reco Williams	FB	6-1	250	R-Fr.	Clarksville, Tenn. (Northeast)
29	Dontavious Brown	RB	5-10	167	R-So.	Albany, Ga. (Sherwood Christian Academy)
31	Dylan Ragsdale	S	6-1	200	Fr.	Clarksville, Tenn. (Clarksville Academy)
32	Troy Turner	RB	5-9	183	So.	Clarksville, Tenn. (Morehead State)
33	Cody Tucker	FB	6-0	243	Sr.	White Bluff, Tenn. (Creek Wood)
34	Omar Williams	RB	5-9	180	Fr.	Memphis, Tenn. (St. George)
35	Josh Owens	LB	5-10	225	Jr.	Gainesville, Ga. (Johnson)
36	Antwaun Majors	FS	5-10	179	Sr.	Mt. Juliet, Tenn. (Mt. Juliet)
39	EnRiques Perry	SS	5-10	200	Jr.	Gallatin, Tenn. (Gallatin)
40	Corey Teague	DE	6-1	230	Fr.	LaVergne, Tenn. (Ezell Harding)
41	Craig Salley	LB	5-11	212	Jr.	Arlington, Tenn. (Bolton)
42	Preston Rouse	TE	6-3	250	Sr.	Knoxville, Tenn. (Bearden)
43	Zac Burkhardt	LB	6-3	239	Sr.	Clarksville, Tenn. (Clarksville Academy)
44	Josh Carroll	LB	5-9	224	Jr.	Adamsville, Tenn. (Adamsville)
45	Adam Noble	LB	6-3	200	R-Fr.	Springfield, Mo. (Glendale)
46	Zach Lane	LB	6-2	222	R-Jr.	Clarksville, Tenn. (Clarksville)
47	Brett Pippin	WR	5-11	170	Fr.	Sevierville, Tenn. (Sevier County)
48	Rip Rowan	DE	6-2	253	Jr.	Atlanta, Ga. (Lassiter)
49	Jared Sexton	LB	6-3	207	R-Jr.	Oneida, Tenn. (Roane State CC)
50	Trey Salisbury	DE	6-5	205	Fr.	Lebanon, Tenn. (Smith County)
51	Reese Bulmash	DL	5-11	285	Jr.	Marietta, Ga. (Sprayberry)
52	Rodney Courtard	LB	5-8	200	Fr.	Antioch, Tenn. (Ezell-Harding Christian)
53	Trevor Frizell	LB	6-0	215	R-Fr.	Clarksville, Tenn. (Rossview)
54	Logan Slagle	LB	5-11	240	R-Fr.	Gallatin, Tenn. (Gallatin)
55	Rob Bryant	DL	6-2	327	R-So.	Marietta, Ga. (Sprayberry)
56	Leonard Amarth	DL	6-4	282	R-Fr.	Ghana, West Africa (McGavock)
58	Anthony Marion	DL	6-4	274	R-Sr.	Memphis, Tenn. (Mitchell)
59	Isaiah Tuiaosopo	OL	6-3	286	So.	Pago Pago, American Samoa (Tafuna)
60	James McDaniel	OL	6-2	307	R-Fr.	Nashville, Tenn. (Whites Creek)
61	Zach Amis	C	6-4	265	R-So.	Lewisburg, Tenn. (Marshall County)
65	Elijah Annor	OL	6-1	270	Fr.	Old Hickory, Tenn. (Pearl-Cohn)
66	Gavin Willisson	C	6-3	262	R-So.	Fairhope, Ala. (Fairhope)
67	Dalton McConnell	LB	5-10	224	R-So.	White Bluff, Tenn. (Middle Tennessee)
68	Matt Wise	OL	6-3	271	R-Fr.	Milan, Tenn. (Milan)
69	Walter Spears	PK/P	6-1	191	So.	Gallatin, Tenn. (Gallatin)
70	Tyler Miles	OL	6-4	300	Fr.	Johnson City, Tenn. (Science Hill)
71	Nathan Sanders	OG	6-5	314	R-So.	Spring Hill, Tenn. (Spring Hill)
72	Julian Virgo	OG	6-4	300	R-Fr.	Hendersonville, Tenn. (Pope John Paul II)
73	Jacob Langston	OG	6-5	300	Sr.	Hopkinsville, Ky. (Christian County)
75	Preston Frye	OT	6-8	310	R-Jr.	Piney Flats, Tenn. (Sullivan East)
76	Kyle Harrison	OT	6-5	293	Jr.	Cordova, Tenn. (Christian Brothers)
77	O.C. Brown	OL	6-2	314	So.	Memphis, Tenn. (Manassas)
78	Ben Stansfield	OT	6-8	281	Jr.	Franklin, Tenn. (Ravenwood)
79	Chris Hartman	OG	6-6	325	Jr.	Charlotte, Tenn. (Creek Wood)
80	Ben Campbell	P/TE	6-5	221	So.	Johnson City, Tenn. (Science Hill)
81	Ricky Tinnin	S	5-10	156	R-Jr.	Hopkinsville, Ky. (Christian County)
82	Dustin McPhetridge	TE	6-2	230	Fr.	Powell, Tenn. (Powell)
83	Lavendor Jeffreys	WR	6-0	196	Sr.	Nashville, Tenn. (Hillsboro)
85	Michael Dunphy	LS/S	5-11	184	R-So.	Long Beach, Calif. (Franklin County)
86	Robert Lemon	WR	6-3	175	Sr.	St. Petersburg, Fla. (St. Petersburg)
87	Tremond Robinson	WR	6-1	175	R-Fr.	Knoxville, Tenn. (Austin-East)
88	Xavier Norman	TE	6-4	220	So.	Murfreesboro, Tenn. (Oakland)
89	Samuel Cooper	TE	6-4	220	Fr.	Kingston Springs, Tenn (Nashville Christian)
90	Preston Gilbreath	DE	6-5	272	R-Jr.	Mt. Pleasant, Tenn. (Mt. Pleasant)
91	Iosua Siliva	DT	6-5	257	Jr.	Vailoa, America Samoa (Leone)
92	John Houston, Jr.	DE	6-2	250	R-Fr.	Nashville, Tenn. (East Literature)
93	Justin Adams-Turner	WR	6-4	179	R-Fr.	Antioch, Tenn. (Antioch)
94	Bradford Wilmer	S	6-1	178	R-Fr.	Millington, Tenn. (Millington)
95	Tyler Clendenen	WR	6-1	175	Sr.	Maryville, Tenn. (Maryville)
96	DeAndre Carroll	DE	6-0	267	So.	Memphis, Tenn. (Kingsbury)
97	Jeremy Maze	DE	6-1	220	R-So.	Dyersburg, Tenn. (Dyersburg)
99	Earnest Smith	DE	6-3	233	Jr.	Clarksville, Tenn. (Kenwood)

ALPHABETICAL ROSTER

No.	Name	Pos.	Yr.
4	Ashlon Adams	TE	Sr.
93	Justin Adams-Turner	WR	R-Fr.
56	Leonard Amarth	DL	R-Fr.
61	Zach Amis	C	R-So.
65	Elijah Annor	OL	Fr.
13	Hunter Branch	WR	So.
29	Dontavious Brown	RB	R-So.
77	O.C. Brown	OL	So.
51	Reese Bulmash	DL	Jr.
55	Rob Bryant	DL	R-So.
43	Zac Burkhardt	LB	Sr.
80	Ben Campbell	P/TE	So.
11	Montez Carlton	CB	So.
96	DeAndre Carroll	DE	So.
44	Josh Carroll	LB	Jr.
10	LaDarius Chatman	WR	Fr.
3	Darryl Clack	WR	So.
22	Tyreon Clark	CB	Jr.
95	Tyler Clendenen	WR	Sr.
89	Samuel Cooper	TE	So.
52	Rodney Courtard	LB	Fr.
19	Mikhail Creech	WR	Fr.
1	Landon Curtis	QB	So.
5	Darrick Dillard	LB	Sr.
85	Michael Dunphy	LS/S	R-So.
17	Jamaar Embry	WR	So.
53	Trevor Frizell	LB	R-Fr.
75	Preston Frye	OT	R-Jr.
90	Preston Gilbreath	DE	R-Jr.
6	Malcolm Goines	DE	Jr.
76	Kyle Harrison	OT	Jr.
79	Chris Hartman	OG	Jr.
92	John Houston, Jr.	DE	R-Fr.
83	Lavendor Jeffreys	WR	Sr.
12	Wesley Kitts	RB	Sr.
46	Zach Lane	LB	R-Jr.
73	Jacob Langston	OG	Sr.
86	Robert Lemon	WR	Sr.
36	Antwaun Majors	FS	Sr.
58	Anthony Marion	DL	R-Sr.
97	Jeremy Maze	DE	R-So.
67	Dalton McConnell	LB	R-So.
60	James McDaniel	OL	R-Fr.
82	Dustin McPhetridge	TE	Fr.
70	Tyler Miles	OL	Fr.
27	Buddy Mitchell	CB	So.
25	Andrew Montgomery	FB	So.
45	Adam Noble	LB	R-Fr.
88	Xavier Norman	TE	So.
8	Terrence Oliver	WR	Jr.
35	Josh Owens	LB	Jr.
24	Ean Pemberton	RB	So.
39	EnRiques Perry	SS	Jr.
47	Brett Pippin	WR	Fr.
23	Steven Ragin	CB	Jr.
31	Dylan Ragsdale	S	Fr.
20	Steven Rich	WS	So.
87	Tremond Robinson	WR	R-Fr.
2	Jeremy Ross	S	Jr.
42	Preston Rouse	TE	Sr.
48	Rip Rowan	DE	Jr.
21	J.J. Rutledge	CB	Fr.
15	Jake Ryan	QB	Sr.
50	Trey Salisbury	DE	Fr.
41	Craig Salley	LB	Jr.
71	Nathan Sanders	OG	R-So.
9	Gage Scurlock	QB	Fr.
7	Jacob Sexton	QB	R-Fr.
49	Jared Sexton	LB	R-Jr.
26	Johnathan Shuler	CB	So.
91	Iosua Siliva	DT	Jr.
54	Logan Slagle	LB	R-Fr.
99	Earnest Smith	DE	Jr.
69	Walter Spears	PK/P	So.
16	Stephen Stansell	K/P	Sr.
78	Ben Stansfield	OT	Jr.
18	Devin Stark	WR	Sr.
40	Corey Teague	DE	Fr.
81	Ricky Tinnin	S	R-Jr.
33	Cody Tucker	FB	Sr.
59	Isaiah Tuiaosopo	OL	So.
32	Troy Turner	RB	So.
72	Julian Virgo	OG	R-Fr.
34	Omar Williams	RB	Fr.
28	Reco Williams	FB	R-Fr.
66	Gavin Willisson	C	R-So.
94	Bradford Wilmer	S	R-Fr.
68	Matt Wise	OL	R-Fr.
14	Anthony Woodard	WR	R-Fr.



Rick Christophel was named the 17th head coach in Austin Peay history on March 23, 2007. The former Govs quarterback returned to his alma mater and led the team to a 7-4 record (5-3 in the OVC) in his first season. He became the first APSU coach since 1979 to win seven games in his initial season with the team.

RICK CHRISTOPHEL

HEAD COACH

6TH SEASON

18-37 CAREER RECORD

Birthdate: Oct. 27, 1952
Hometown: Reading, Ohio
College: Austin Peay, 1975 (Business Administration)
Family: Wife - Connie
 Children - Chrissy, Carrie, Sara

Career Record

<u>Year</u>	<u>School</u>	<u>Overall</u>	<u>Conf. (Finish)</u>
2007	Austin Peay	7-4	5-3 (3rd-t)
2008	Austin Peay	2-9	2-6 (7th-t)
2009	Austin Peay	4-7	3-5 (6th)
2010	Austin Peay	2-9	1-7 (8th)
2011	Austin Peay	3-8	2-6 (7th-t)

CAREER HIGHLIGHTS

- Christophel became the first APSU graduate to head the Governors program since 1973-76 when he took over the program in 2007. In his first season in Clarksville, Christophel led the team to a 7-4 overall record and third-place finish in the OVC (5-3). He was the first head coach since 1979 (Watson Brown) to win as many as seven games in his initial season. Only one coach ("Boots" Donnelly) won more games (8 in 1977) in his inaugural season with the program. The seven wins was the most for APSU as a scholarship program since 1984.

- Was the Austin Peay State starter from 1971-74, playing safety his freshman season before moving to quarterback for his final three years. A two-time team captain, Christophel completed 175-of-384 passes for 2,073 yards and 14 touchdowns in his three seasons. He also did some punting, averaging 35.1 yards per punt for his career. He finished his career ranked second in both passing and punting yards.

- It is a family affair for the Christophel family at Austin Peay ... Rick's brothers Randy (1975-78) and Rob (1981-83) also both quarterbacked Austin Peay.

- Christophel served as a graduate assistant at APSU from 1975-76 and as a full-time assistant coach from 1979-81.

- Christophel has also been an assistant coach at Southern Arkansas (1982), Cincinnati (1983), Rice (1984-85), Vanderbilt (1986-90), Mississippi State (1991-94) and UAB (1995-07). He was the defensive coordinator at Vandy (1989) and UAB (2001, 2006-07).

- Christophel is very familiar with the head coach at Tennessee Tech, Watson Brown. The duo have coached together in 22 of Christophel's 34 years in the profession, including most recently at UAB in 2006.

ASSISTANT COACHES

Offensive Line: Jason Palermo
 Alma Mater: Wisconsin, 2005 (1st season)

Defensive Coordinator/Safeties: Granville Eastman
 Alma Mater: ... Saint Mary's of Nova Scotia, 1992 (10th season)

Defensive Line: Pat Donohoe
 Alma Mater: Wayne State, 1976 (1st season)

Secondary: Paul Derrick
 Alma Mater: Austin Peay, 2005 (2nd season)

Wide Receivers/Special Teams: Marcus Gildersleeve
 Alma Mater: Virginia Tech, 2000 (8th season)

Linebackers: Gary Shephard
 Alma Mater: Austin Peay, 1972 (5th season)

Running Backs: J.D. Sellers
 Alma Mater: Austin Peay, 2010 (3rd season)

2011 TEAM STATISTICS

	<u>APSU</u>	<u>Opponent</u>				
SCORING	207	396				
Points Per Game	18.8	36.0				
FIRST DOWN	203	236				
Rushing	101	118				
Passing	85	111				
Penalty	17	7				
RUSHING YARDAGE	1870	2190				
Yards Gained Rushing	2067	2398				
Yards Lost Rushing	197	208				
Rushing Attempts	428	473				
Average Per Rush	4.4	4.6				
Average Per Game	170.0	199.1				
TDs Rushing	11	22				
PASSING YARDAGE	1757	2399				
Comp-Att-Int	169-325-18	172-279-7				
Average Per Pass	5.4	8.6				
Average Per Catch	10.4	13.9				
Average Per Game	159.7	218.1				
TDs Passing	13	20				
TOTAL OFFENSE	3627	4589				
Total Plays	753	752				
Average Per Play	4.8	6.1				
Average Per Game	329.7	417.2				
TIME OF POSSESSION/GAME	31:34	28:26				
3RD DOWN CONVERSIONS	49/155	56/140				
3rd-Down Pct.	32%	40%				
4TH DOWN CONVERSIONS	12/21	11/15				
4th-Down Pct.	57%	73%				
RED-ZONE SCORES	28-36 (78%)	40-44 (91%)				
RED-ZONE TOUCHDOWNS	20-36 (56%)	27-44 (61%)				
PAT-ATTEMPTS	23-24 (96%)	45-48 (94%)				
ATTENDANCE	27,334	67,193				
Games/Avg. Per Game	5/5,467	6/11,199				
Neutral Site Games	-	0/0				
<u>SCORE BY QUARTERS</u>	<u>1st</u>	<u>2nd</u>	<u>3rd</u>	<u>4th</u>	<u>OT</u>	<u>Total</u>
Austin Peay	50	50	67	40	-	207
Opponents	77	146	101	72	-	396

2011 INDIVIDUAL STATISTICS

RUSHING						
Player	G	Att.	Yds.	Avg.	TD	Yds./G
Ryan White	11	236	1101	4.7	6	100.1
Wesley Kitts	11	84	495	5.9	2	45.0
Ean Pemberton	7	35	171	4.9	1	24.4
Scott Thomas	11	7	48	6.9	1	4.4
PASSING						
Player	G	Comp.-Att.	Pct.	Yds.	TD/Int.	Avg.
Jake Ryan	9	135-256	52.7	1476	12/16	164.0
Landon Curtis	9	34-66	51.5	281	1/2	31.2
RECEIVING						
Player	G	No.	Yds.	Avg.	TD	Yds./G
Devin Stark	11	52	622	12.0	7	56.5
Scott Thomas	11	27	298	11.0	2	27.1
Ryan White	11	25	179	7.2	1	16.3
Terrence Oliver	11	15	120	8.0	0	10.9
Jamaar Embry	10	11	123	11.2	1	12.3
SCORING						
Player	G	TD	XPt.	FG	Pts.	Pts./G
Stephen Stansell	11	-	22-22	10-19	52	4.7
Devin Stark	11	7	1-1	-	43	3.9
Ryan White	11	7	-	-	42	3.8
Scott Thomas	11	3	-	-	18	1.6
Wesley Kitts	11	2	-	-	12	1.1
TACKLES						
Player	G	Solo	Asst.	Total	TFL	Sacks
Antwaun Majors	11	58	30	88	2.0	0
Amius Smith	11	44	36	80	8.5	0.5
Josh Carroll	11	36	40	76	4.5	1.0
Darrick Dillard	11	31	21	52	4.0	1.0
EnRiques Perry	11	21	19	40	4.5	2.0
INTERCEPTIONS						
Player	G	No.	Yds.	Avg.	TD	PBU
Steven Ragin	11	3	16	5.3	0	4
Antwaun Majors	11	2	23	11.5	0	3
Sheldon Wade	11	1	0	0	0	7
Tyreon Clark	11	1	0	0	0	0

Returning Players in Bold

2011 SCHEDULE AND RESULTS

<u>Date</u>	<u>Opponent</u>	<u>Result</u>	<u>Attendance</u>
9/3	at Cincinnati	L 72-10	23,282
9/17	at Memphis	L, 27-6	18,808
9/24	Eastern Kentucky*	W, 23-17	5,634
10/1	Tennessee State*	W, 37-34	8,614
10/8	at UT Martin*	L, 61-23	6,143
10/15	#10 Jacksonville State*	L, 44-14	5,186
10/22	at Southeast Missouri*	L, 17-13	6,800
10/29	Eastern Illinois*	L, 19-10	5,273
11/5	Central State (Ohio)	W, 40-0	2,627
11/12	at Murray State*	L, 56-24	3,018
11/19	at #21 Tennessee Tech*	L, 49-7	9,142

* - Ohio Valley Conference Contest

Home Games in Bold



TEAM RECORDS

INDIVIDUAL RUSHING

Most Attempts

Game: 47 - Jay Bailey vs. Ky. Wesleyan (2002)
Season: 319 - Jay Bailey (2002)
Career: 935 - Chris Fletcher (2004-07)

Most Yards

Game: 244 - Floyd Jones vs. Morehead St. (1981)
Season: 1,687 - Jay Bailey (2002)
Career: 4,688 - Chris Fletcher (2004-07)

INDIVIDUAL PASSING

Most Attempts

Game: 59 - Brian Baker vs. Virginia-Wise (1999)
Season: 421 - Brian Baker (1999)
Career: 1,063 - Jesse Kellogg (2002-05)

Most Completions

Game: 40 - Brian Baker vs. Virginia-Wise (1999)
Season: 247 - Brian Baker (1999)
Career: 504 - Jesse Kellogg (2002-05)

Most Yards

Game: 438 - Brian Baker vs. Virginia-Wise (1999)
Season: 2,809 - Brian Baker (1999)
Career: 5,587 - Brian Baker (1998-01)

INDIVIDUAL RECEIVING

Most Receptions

Game: 20 - Harold Roberts vs. Murray State (1969)
Season: 77 - Lanis Frederick (2006)
Career: 232 - Harold Roberts (1967-70)

Most Receiving Yards

Game: 252 - Harold Roberts vs. Murray State (1969)
Season: 1,101 - Lanis Frederick (2006)
Career: 3,005 - Harold Roberts (1967-70)

YEAR-BY-YEAR RESULTS

YEAR	ALL	OVC	COACH	YEAR	ALL	OVC	COACH
1930	3-4-1	--	Scott Alden	1971	2-8	1-6	Bill Dupes
1931	3-2-2	--	Scott Alden	1972	3-8	1-6	Bill Dupes
1932	3-2-2	--	Scott Alden	1973	2-8	1-6	J. Bushofsky
1933	No Games Played			1974	3-7-1	1-5-1	J. Bushofsky
1934	No Games Played			1975	3-8	3-4	J. Bushofsky
1935	No Games Played			1976	5-6	3-4	J. Bushofsky
1936	2-5	--	Fred T. Brown	1977	8-3	6-1	Boots Donnelly
1937	2-6	--	Fred T. Brown	1978	6-4	3-3	Boots Donnelly
1938	3-5-1	--	Fred T. Brown	1979	7-4	2-4	Watson Brown
1939	4-5	--	Fred T. Brown	1980	7-4	5-2	Watson Brown
1940	4-7	--	Fred T. Brown	1981	5-5	3-5	Emory Hale
1941	4-5	--	Fred T. Brown	1982	3-7	2-5	Emory Hale
1942	No Games Played			1983	6-5	3-4	Emory Hale
1943	No Games Played			1984	7-4	4-3	Emory Hale
1944	No Games Played			1985	5-6	2-5	Emory Hale
1945	No Games Played			1986	5-6	3-4	Emory Hale
1946	5-4	--	David Aaron	1987	2-9	1-5	Emory Hale
1947	3-6-1	--	David Aaron	1988	3-8	2-4	Paul Brewster
1948	8-2	--	David Aaron	1989	1-10	1-5	Paul Brewster
1949	8-2	--	David Aaron	1990	0-11	0-6	John Palermo
1950	5-2-1	--	David Aaron	1991	5-6	3-4	Roy Gregory
1951	1-8-1	--	David Aaron	1992	3-8	2-6	Roy Gregory
1952	7-2-1	--	David Aaron	1993	1-10	0-8	Roy Gregory
1953	4-4	--	David Aaron	1994	4-7	3-5	Roy Gregory
1954	3-5-2	--	David Aaron	1995	3-8	2-6	Roy Gregory
1955	2-7-1	--	Ken Cooper	1996	1-10	1-7	Roy Gregory
1956	5-6	--	Ken Cooper	1997	0-10	--	Bill Schmitz
1957	4-6	--	Ken Cooper	1998	4-7	--	Bill Schmitz
1958	3-7	--	Earl Gartman	1999	3-8	--	Bill Schmitz
1959	1-9	--	Earl Gartman	2000	2-9	--	Bill Schmitz
1960	2-8	--	Art Van Tone	2001	3-7	--	Bill Schmitz
1961	2-8	--	Art Van Tone	2002	7-5	--	Bill Schmitz
1962	0-10	--	Art Van Tone	2003	4-7	--	Carroll McCray
1963	1-9	0-7	Bill Dupes	2004	2-9	--	Carroll McCray
1964	8-1-1	5-1-1	Bill Dupes	2005	2-9	--	Carroll McCray
1965	8-1	6-1	Bill Dupes	2006	3-8	--	Carroll McCray
1966	6-4	4-3	Bill Dupes	2007	7-4	5-3	Rick Christophel
1967	2-8	2-5	Bill Dupes	2008	2-9	2-6	Rick Christophel
1968	5-5	3-4	Bill Dupes	2009	4-7	3-5	Rick Christophel
1969	2-7-1	2-5	Bill Dupes	2010	2-9	1-7	Rick Christophel
1970	3-7	2-5	Bill Dupes	2011	3-8	2-6	Rick Christophel

OVC Championships (1)

1977

NCAA FCS Playoff Appearances

none



Terrence Holt (2007-10) finished his career as the NCAA all-time leader (all divisions) in kickoff returns (191) and kickoff yards (4,683). He is also the only player with four 1,000+ yard kick return seasons.

ALL-TIME COACHES

Coach	Years	Overall Record	OVC Record	OVC Titles	Playoff Appearances
Scott Alden	1930-32	9-8-5 (.523)	-	-	-
Fred D. Brown	1936-41	19-33-1 (.368)	-	-	-
David B. Aaron	1946-54	44-35-6 (.553)	-	-	-
Ken Cooper	1955-57	11-19-1 (.371)	-	-	-
Earl Gartman	1958-59	4-16 (.200)	-	-	-
Art Van Tope	1960-62	4-26 (.133)	-	-	-
Bill Dupes	1963-72	40-58-2 (.410)	26-43-1 (.379)	0	-
Jack Bushofsky	1973-76	13-29-1 (.314)	8-19-1 (.304)	0	0
James "Boots" Donnelly	1977-78	14-7 (.667)	9-4 (.692)	1	0
Watson Brown	1979-80	14-8 (.634)	7-6 (.538)	0	0
Emory Hale	1981-87	33-42 (.440)	18-31 (.367)	0	0
Paul Brewster	1988-89	4-18 (.182)	3-9 (.250)	0	0
John Palermo	1990	0-11 (.000)	0-6 (.000)	0	0
Roy Gregory	1991-96	17-49 (.258)	11-36 (.234)	0	0
Bill Schmitz	1997-02	19-46 (.292)	-	-	-
Carroll McCray	2003-06	11-33 (.250)	-	-	-
Rick Christophel	2007-present	18-37 (.327)	13-27 (.325)	0	0



O'Brien Field (10,000) - Opened in 1970.



EASTERN ILLINOIS PANTHERS



Dr. William L. Perry
President



Barbara Burke
Athletics Director



Rich Moser
Football Contact



Dino Babers
Head Coach

2012 SCHEDULE

Aug. 30	Southern Illinois (TV: WEIU)	6:30 p.m.
	<i>Southern Illinois leads 38-22-1; Last Meeting: SIU won 45-28 (11/12/11)</i>	
Sept. 8	at Western Michigan	6:00 p.m.
	<i>Eastern Illinois leads 1-0; Last Meeting: EIU won 28-20 (8/29/96)</i>	
Sept. 15	at Illinois State	1:00 p.m.
	<i>Illinois State leads 51-40-9; Last Meeting: Eastern Illinois won 33-26 (9/1/11)</i>	
Sept. 22	Murray State* (TV: WEIU)	6:30 p.m.
	<i>Eastern Illinois leads 14-13; Last Meeting: MSU won 36-27 (10/15/11)</i>	
Sept. 29	Austin Peay* (TV: WEIU)	1:30 p.m.
	<i>Eastern Illinois leads 9-3; Last Meeting: EIU won 19-10 (10/29/11)</i>	
Oct. 6	at UT Martin* (TV: WLJT)	2:00 p.m.
	<i>Eastern Illinois leads 12-5; Last Meeting: UT Martin won 24-23 (10/22/11)</i>	
Oct. 13	Jacksonville State* (TV: WEIU) (HC)	1:30 p.m.
	<i>Jacksonville State leads 5-4; Last Meeting: JSU won 28-21 (9/24/11)</i>	
Oct. 27	at Eastern Kentucky*	12:00 p.m.
	<i>Eastern Kentucky leads 12-7; Last Meeting: EIU won 48-16 (10/8/11)</i>	
Nov. 3	at Tennessee Tech* (TV: WCTE)	1:30 p.m.
	<i>Eastern Illinois leads 12-6; Last Meeting: TTU won 31-20 (9/17/11)</i>	
Nov. 10	Southeast Missouri* (TV: WEIU)	1:30 p.m.
	<i>Eastern Illinois leads 13-6; Last Meeting: SEMO won 37-30 (10/1/11)</i>	
Nov. 17	at Central Arkansas	3:00 p.m.
	<i>Central Arkansas leads 1-0; Last Meeting: UCA won 37-7 (9/11/10)</i>	

* Denotes Ohio Valley Conference Matchup

Home Games in Bold HC - Homecoming

All Times Central and Subject to Change

QUICK FACTS

Basic Information

Location:	Charleston, Ill.
Enrollment:	11,178
Founded:	1895
Nickname:	Panthers
Colors:	Blue, Grey and White
President:	Dr. William L. Perry
Athletic Director:	Barbara Burke
Stadium (Capacity):	O'Brien Field (10,000)
Surface:	Matrix Turf

Media Relations

Football Contact:	Rich Moser
Office Phone:	(217) 581-7480
Cell Phone:	(217) 508-8317
Fax:	(217) 581-6434
Email:	rlmoser@eiu.edu
Web site:	www.EIUpanthers.com
Press Box Phone:	(217) 581-7770

Team Information

Offense:	Spread
Defense:	Multiple
Lettermen Returning/Lost:	42/11
Offensive Starters Returning:	9
Defensive Starters Returning:	7
Specialist Starters Returning:	3
2011 Record/OVC Record (Finish):	2-9/1-7 (8th)
Postseason:	none

All-Time Record/OVC Record:	472-492-43 (.490)/77-47 (.621)
Joined OVC:	1996
OVC Championships (Last):	5 (2009)
NCAA FCS Playoff Appearances (Last):	13 (2009)

PRESEASON DEPTH CHART

OFFENSE

WR	81	Chris Wright	6-1	177	Sr.
	9	Chavar Watkins	6-2	201	Sr.
FL	8	Erik Lora	5-10	181	R-Jr.
	88	Adam Drake	6-2	181	So.
OT	77	Dominic Pagliara	6-6	296	Jr.
	69	Eric Varela	6-6	311	Sr.
OG	67	Mike O'Neill	6-2	277	Sr.
	78	Mitch Reab	6-4	301	Sr.
C	71	Kevin Kapellas	6-4	277	Sr.
	67	Mike O'Neill	6-2	277	Sr.
OG	72	Alex Pierce	6-6	307	Jr.
	67	Mike O'Neill	6-2	277	Sr.
OT	74	Collin Seibert	6-4	268	So.
	62	Shane Kelly	6-4	253	Sr.
QB	15	Jimmy Garoppolo	6-3	206	Jr.
	14	Taylor Duncan	6-3	210	R-So.
RB	5	Jake Walker	5-10	194	Sr.
	23	Shepard Little	5-10	173	R-Fr.
TE	13	Von Wise	6-4	209	Sr.
	84	Sam Hendricks	6-4	206	So.
WR	9	Chavar Watkins	6-2	201	Sr.
	89	Jeremy Rykard	5-10	166	Sr.

DEFENSE

DE	32	Artavious Dowdell	6-2	230	Sr.
	52	Clinton Simpkins	6-3	220	Jr.
DT	79	Jon Voytilla	6-3	284	Jr.
	53	Greg Mahan	6-3	248	Sr.
DT	90	Roosevelt Holliday	6-3	297	Sr.
	56	Jerone Williams	6-4	302	Sr.
DE	44	Judes Amilcar	6-2	231	Jr.
	93	Pat Wertz	6-4	241	Sr.
LB	54	Perry Maynard	6-2	223	Sr.
	42	Alex Helms	6-2	228	Jr.
LB	50	Adam Gristrick	5-10	208	So.
	48	Marcus Lee	6-0	217	So.
LB	7	Antonio Taylor	6-2	215	So.
	42	Alex Helms	6-2	228	Jr.
CB	38	DJ Bland	6-1	179	So.
	6	Jake Mitchell	6-0	180	Sr.
CB	21	Pete Houlihan	5-11	177	Jr.
	6	Jake Mitchell	6-0	180	Sr.
ROV	31	Alex McNulty	6-2	187	Jr.
	35	John Wurm	6-1	214	So.
FS	28	Nick Beard	6-1	183	Jr.
	35	John Wurm	6-1	214	So.

SPECIAL TEAMS

PK	58	Cameron Berra	5-11	203	Jr.
	36	Taylor Kerr	6-1	175	So.
P	59	Scott Weatherford	6-1	180	Jr.
KO	36	Taylor Kerr	6-1	175	So.
LS	51	Adam Baker	6-2	226	Sr.
HO	59	Scott Weatherford	6-1	180	Jr.
KR	20	AJ Woodson	5-8	180	So.
PR	21	Pete Houlihan	5-10	177	Jr.
	1	Jimmy Lera	5-8	177	So.

Returning Starters in Bold

Key Losses

OL	Eric Zink	
	2nd-Team All-OVC	
LB	Cory Leman	
	106 tackles, 1.5 TFL; 2nd-team All-OVC	
LB	Gordy Kickels	
	79 tackles, 7.5 TFL, 1.5 sacks	
WR	Kenny Whittaker	
	42 receptions, 409 yards, 1 TD	

PLAYERS TO WATCH

CHRIS WRIGHT

Senior • Wide Receiver
6-1 • 177 • Skokie, Ill.

Wright has quietly become one of the best receivers in the history of EIU football...He currently ranks sixth in career touchdown receptions with 21 and will move into the career top 10 for receptions and receiving yards this year...Last season Wright caught 42 passes for 735 yards (17.5 yards/catch) and 11 touchdowns...In 2010 he had 21 receptions for 557 yards (26.5 yards/catch) and six touchdowns.



ARTAVIOUS DOWDELL

Senior • Defensive Lineman
6-2 • 230 • Belle Glade, Fla.

Preseason All-OVC selection...Was a second-team All-OVC pick in 2011...Dowdell has led the Panthers defense in sacks each of the past two seasons (5.0 in 2011 and 4.5 in 2010) while ranking the OVC top five in that category each year...He is poised to crack the EIU career top 10 for sacks and tackles for loss early this season.



TEAM NOTES

- EIU head coach Dino Babers returned home when he was named EIU's head coach in December. Babers was a member of long time head coach Bob Spoo's first Panthers staff back in 1987. He has since served as an assistant coach at several FCS and FBS programs including most recently at Baylor.

- EIU will be installing new turf for the 2012 season as the project is currently underway at O'Brien Field and will be ready when the Panthers report for camp in early August. The new field is a Matrix Turf by Hellas.

- EIU signal caller Jimmy Garoppolo has put up impressive numbers through his first two seasons. However those numbers may pale in comparison to what the junior quarterback may put up this season as EIU will unveil a high tempo offense. EIU head coach Dino Babers was on the staff at Baylor the last couple of years, helping coach an offense that ranked fourth in passing offense and second in total offense. Last year at Baylor was led by Heisman Trophy winner Robert Griffin III.

NUMERICAL ROSTER

No.	Name	Pos.	Ht.	Wt.	Yr.	Hometown (Last School)
2	Keiondre Gober	WR	6-3	180	Fr.	Lubbock, Texas (Frenship)
3	Anthony Taylor	WR	6-0	180	Fr.	Wheaton, Ill. (Lombard Montini)
5	Jake Walker	RB	5-10	194	Sr.	Delray Beach, Fla. (University of Toledo)
6	Jake Mitchell	DB	6-0	180	Sr.	Springfield, Ill. (Lanphier)
8	Erik Lora	WR	5-10	181	Jr.	Miami, Fla. (Columbus)
9	Chavar Watkins	WR	6-2	201	Sr.	Sunrise, Fla. (Piper)
10	Jimmy Garoppolo	QB	6-3	206	Jr.	Arlington Heights, Ill. (Rolling Meadows)
11	Ben Krol	QB	6-6	220	R-Fr.	Woodstock, Ill. (Marian Central Catholic)
12	LeQuince McCall	LB	6-1	220	R-Jr.	San Antonio, Texas (Baylor University)
13	Von Wise	TE	6-4	209	Sr.	Cincinnati, Ohio (Finneytown)
14	Taylor Duncan	QB	6-3	210	So.	Marshall, Ill. (Marshall)
15	Antonio Taylor	LB	6-2	215	R-Jr.	Maywood, Ill. (Immaculate Conception)
16	Jeremy Rykard	WR	5-10	166	Sr.	O'Fallon, Ill. (Mt. San Jacinto JC)
19	Dajon Sherman	WR	5-11	175	So.	Matteson, Ill. (Rich Central)
20	AJ Woodson	DB	5-8	180	So.	Pompano Beach, Fla. (Northeast)
21	Shepard Little	RB	5-10	173	R-Fr.	Schaumburg, Ill. (Schaumburg)
22	Kendal Butler	DB	6-1	180	Fr.	Toledo, Ill. (Cumberland)
23	Bobby Huey	RB	5-11	210	Fr.	Lubbock, Texas (Frenship)
24	Alex McNulty	DB	5-10	187	Jr.	Bolingbrook, Ill. (Bolingbrook)
25	Reggie Box	RB	6-0	175	R-Fr.	Glen Carbon, Ill. (Edwardsville)
26	Trey Pendergrass	ATH	5-6	155	R-Fr.	Royal Palm Beach, Fla. (Jupiter Christian)
28	Nick Beard	DB	6-1	183	Jr.	Delray Beach, Fla. (Atlantic)
29	Devin Brinson	DB	6-0	193	R-Fr.	Carmel, Ind. (Carmel)
30	Bobby Pettis	RB	5-10	183	Sr.	Hickory Hills, Ill. (Missouri S&T)
31	Pete Houlihan	DB	5-11	177	Jr.	New Lenox, Ill. (Providence Catholic)
32	Artavious Dowdell	DL	6-2	230	Sr.	Belle Glade, Fla. (Glades Central)
33	Malcolm Allen	RB	5-10	180	Sr.	Joliet, Ill. (College of DuPage)
34	Brandon Ross	DB	5-4	155	Jr.	Romulus, Mich. (Defiance College)
35	John Wurm	DB	6-1	214	So.	Dublin, Ohio (Coffman)
36	Taylor Kerr	K/P	6-1	175	So.	Indianapolis, Ind. (Pike)
37	Andre Hodge	LB	6-0	240	R-Fr.	Keyport, N.J. (Matawan Regional)
38	D.J. Bland	DB	6-1	179	So.	Chicago, Ill. (De La Salle Institute)
39	Mike Gunter	S	6-3	200	R-Fr.	Springfield, Ill. (Rochester)
40	Aaron Carr	LB	6-3	206	Jr.	Country Club Hills, Ill. (Carthage College)
41	Andy Bays	DB	5-8	180	Jr.	Charleston, Ill. (Charleston)
42	Alex Helms	LB	6-2	228	Jr.	Naperville, Ill. (Concordia (Minn.) Univ.)
43	Pono Choy	DB	5-10	175	Fr.	Honolulu, Haw. (Kamehameha)
44	Judes Amilcar	DE	6-2	231	Jr.	Pompano, Fla. (Olympic Heights)
45	Eric Luhrsen	TE	6-5	235	R-Fr.	Wheaton, Ill. (Wheaton-Warrenville South)
46	Antwione Smith	LB	6-3	206	So.	Hazel Crest, Ill. (University of Saint Francis)
47	Andre Alvarez	LB	6-3	215	Jr.	Chicago, Ill. (Carthage College)
48	Ryan Meyer	S	6-4	206	Fr.	Evergreen Park, Ill. (Marist)
49	Robert Haynes	LB	6-0	225	So.	Punta Gorda, Fla. (Charlotte)
50	Adam Gristick	LB	5-10	208	So.	Allentown, Pa. (Parkland)
51	Adam Baker	LS	6-2	226	Sr.	Champaign, Ill. (Central)
52	Jake McNair	LB	6-1	215	Fr.	Louisville, Ky. (duPont Manual)
53	Greg Mahan	DL	6-3	248	Sr.	Carol Stream, Ill. (Glenbard North)
54	Perry Maynard	LB	6-2	223	Sr.	Southlake, Texas (Carroll)
55	Joe Campagna	LB	6-0	215	So.	Chicago, Ill. (Ferris State University)
56	Jerone Williams	DL	6-4	302	Sr.	St. Louis, Mo. (Ellsworth CC)
57	Sean Dammerman	LB	6-0	205	R-Fr.	Effingham, Ill. (Effingham)
58	Cameron Berra	K	5-11	203	Jr.	St. Louis, Mo. (Parkway Catholic)
59	Caelan Grugier-Hill	S	6-2	180	Fr.	Honolulu, Haw. (Kamehameha)
62	Shane Kelly	OL	6-4	253	Sr.	Rhineland, Wis. (Rhineland)
63	Leon Riley	DL	6-2	235	R-Fr.	Rantoul, Ill. (Rantoul)
64	Jason Schuman	OL	6-7	225	R-Fr.	Warrenville, Ill. (Wheaton-Warrenville South)
65	Josh Griffin	DL	6-6	265	R-Fr.	Paris, Ill. (Paris)
66	Matt Parks	OL	6-5	297	So.	Machesney Park, Ill. (Harlem)
67	Mike O'Neill	OL	6-2	277	Sr.	Chicago, Ill. (St. Patrick)
68	Nick Borre	OL	6-4	280	R-Fr.	Bloomington, Ill. (Lake Park)
69	Eric Varela	OL	6-6	311	Sr.	Temecula, Calif. (Mt. San Jacinto JC)
70	Joe Hall	C	6-5	220	R-Fr.	Wheaton, Ill. (Wheaton-Warrenville South)
71	Kevin Kapellas	OL	6-4	277	Sr.	Cincinnati, Ohio (Moeller)
72	Alex Pierce	OL	6-6	307	Jr.	Carmel, Ind. (Carmel)
73	Evan Kanz	OL	6-5	290	Fr.	Luxemburg, Wis. (Luxemburg-Casco)
74	Collin Seibert	OL	6-4	268	So.	Oswego, Ill. (Oswego)
75	Jimmy Lowery	OL	6-4	270	Fr.	Burr Ridge, Ill. (Lombard Montini)
77	Dominic Pagliara	OL	6-6	296	Jr.	Quincy, Ill. (Quincy Notre Dame)
78	Mitch Reab	OL	6-4	301	Sr.	Forestville, Calif. (Santa Rosa JC)
79	Jon Voytilla	DL	6-3	284	Jr.	St. Charles, Ill. (St. Charles East)
80	Jourdan Wickliffe	WR	6-1	195	So.	Columbus, Ohio (St. Charles College Prep)
81	Chris Wright	WR	6-1	177	Sr.	Skokie, Ill. (Niles West)
82	DeAndre Thurman	WR	5-11	170	R-Fr.	Lansing, Ill. (Thornton Fractional South)
83	Scott Weatherford	P	6-1	180	Jr.	Terre Haute, Ind. (North)
84	Sam Hendricks	TE	6-4	206	So.	Cincinnati, Ohio (Indian Hill)
85	Jimmy Lera	WR	5-8	177	So.	Lake Park, Fla. (Palm Beach Gardens)
86	Rex Bonham	TE	6-3	233	So.	New Carlisle, Ohio (Tecumseh)
87	Leo Minne	WR	5-10	168	R-Fr.	Round Lake, Ill. (Grant)
88	Adam Drake	WR	6-2	181	So.	Charleston, Ill. (Charleston)
89	Malcolm Jackson	WR	6-3	188	Jr.	Bolingbrook, Ill. (College of DuPage)
90	Roosevelt Holliday	DL	6-3	297	Sr.	Bolingbrook, Ill. (Bolingbrook)
91	Niko Foltys	DL	6-4	226	So.	Lockport, Ill. (Lockport Township)
92	Tyler Paulsen	DE	6-1	220	Fr.	Austin, Texas (Lake Travis)
93	Pat Wertz	DL	6-4	241	Sr.	Orland Hills, Ill. (Illinois State)
94	Timotheus Granger	DE	6-2	200	So.	West Palm Beach, Fla. (Suncoast)
95	Clinton Scott	DE	6-4	230	R-Fr.	Casey, Ill. (Casey-Westfield)
96	Clinton Simpkins	DL	6-3	220	Jr.	Fredricksburg, Va. (Dodge City CC)
97	Dino Fanti	DT	6-1	248	R-Fr.	Venice, Fla. (Venice)
98	Fedney Delphonse	DE	6-3	215	R-Fr.	Naples, Fla. (Golden Gate)
99	Noah Decker	DE	6-3	226	Jr.	Charleston, Ill. (Charleston)

ALPHABETICAL ROSTER

No.	Name	Pos.	Yr.
33	Malcolm Allen	RB	Sr.
47	Andre Alvarez	LB	Jr.
44	Judes Amilcar	DE	Jr.
51	Adam Baker	LS	Sr.
41	Andy Bays	DB	Jr.
28	Nick Beard	DB	Jr.
58	Cameron Berra	K	Jr.
38	D.J. Bland	DB	So.
86	Rex Bonham	TE	So.
68	Nick Borre	OL	R-Fr.
25	Reggie Box	RB	R-Fr.
29	Devin Brinson	DB	R-Fr.
22	Kendal Butler	DB	Fr.
55	Joe Campagna	LB	So.
40	Aaron Carr	LB	Jr.
43	Pono Choy	DB	Fr.
57	Sean Dammerman	LB	R-Fr.
99	Noah Decker	DE	Jr.
98	Fedney Delphonse	DE	R-Fr.
32	Artavious Dowdell	DL	Sr.
88	Adam Drake	WR	So.
14	Taylor Duncan	QB	So.
97	Dino Fanti	DT	R-Fr.
91	Niko Foltys	DL	So.
10	Jimmy Garoppolo	QB	Jr.
2	Keiondre Gober	WR	Fr.
65	Josh Griffin	DL	R-Fr.
50	Adam Gristick	LB	So.
94	Timotheus Granger	DE	So.
59	Caelan Grugier-Hill	S	Fr.
39	Mike Gunter	S	R-Fr.
70	Joe Hall	C	R-Fr.
49	Robert Haynes	LB	So.
42	Alex Helms	LB	Jr.
84	Sam Hendricks	TE	So.
37	Andre Hodge	LB	R-Fr.
90	Roosevelt Holliday	DL	Sr.
31	Pete Houlihan	DB	Jr.
23	Bobby Huey	RB	Fr.
89	Malcolm Jackson	WR	Jr.
73	Evan Kanz	OL	Fr.
71	Kevin Kapellas	OL	Sr.
62	Shane Kelly	OL	Sr.
36	Taylor Kerr	K/P	So.
11	Ben Krol	QB	R-Fr.
85	Jimmy Lera	WR	So.
21	Shepard Little	RB	R-Fr.
8	Erik Lora	WR	Jr.
75	Jimmy Lowery	OL	Fr.
45	Eric Luhrsen	TE	R-Fr.
53	Greg Mahan	DL	Sr.
54	Perry Maynard	LB	Sr.
12	LeQuince McCall	LB	R-Jr.
52	Jake McNair	LB	Fr.
24	Alex McNulty	DB	Jr.
48	Ryan Meyer	S	Fr.
87	Leo Minne	WR	R-Fr.
6	Jake Mitchell	DB	Sr.
67	Mike O'Neill	OL	Sr.
77	Dominic Pagliara	OL	Jr.
66	Matt Parks	OL	So.
92	Tyler Paulsen	DE	Fr.
26	Trey Pendergrass	ATH	R-Fr.
30	Bobby Pettis	RB	Sr.
72	Alex Pierce	OL	Jr.
78	Mitch Reab	OL	Sr.
63	Leon Riley	DL	R-Fr.
34	Brandon Ross	DB	Jr.
16	Jeremy Rykard	WR	Sr.
64	Jason Schuman	OL	R-Fr.
95	Clinton Scott	DE	R-Fr.
74	Collin Seibert	OL	R-So.
19	Dajon Sherman	WR	So.
96	Clinton Simpkins	DL	Jr.
46	Antwione Smith	LB	So.
3	Anthony Taylor	WR	Fr.
15	Antonio Taylor	QB	So.
82	DeAndre Thurman	WR	R-Fr.
69	Eric Varela	OL	Sr.
79	Jon Voytilla	DL	Jr.
5	Jake Walker	RB	Sr.
9	Chavar Watkins	WR	Sr.
83	Scott Weatherford	P	Jr.
93	Pat Wertz	DL	Sr.
80	Jourdan Wickliffe	WR	So.
56	Jerone Williams	DL	Sr.
13	Von Wise	TE	Sr.
20	AJ Woodson	DB	So.
81	Chris Wright	WR	Sr.
35	John Wurm	DB	So.



Dino Babers was named the 22nd head football coach in Eastern Illinois history on Dec. 9, 2011. Babers was an assistant coach at EIU in 1987, which was the first staff hired by Hall of Fame head coach Bob Spoo.

DINO BABERS

HEAD COACH

1ST SEASON

0-0 CAREER RECORD

Birthdate: July 18, 1961
Hometown: San Diego, Calif.
College: Hawai'i, 1984
Family: Wife - Susan
 Children - Breeannah, Tasha, Jazzmin, Paris

Career Record

Year	School	Overall	Conf. (Finish)
First Season			

CAREER HIGHLIGHTS

- Prior to being named head coach at Eastern Illinois, Babers served as the special teams coordinator and wide receivers coach at Baylor (2008-11). In 2011 the Bears ranked second in the nation in total offense and were led by Heisman Trophy winner Robert Griffin III. During his four seasons at Baylor the team played in the Texas Bowl (2010) and the Alamo Bowl (2011).

- After starting his coaching career as a graduate assistant at his alma mater for one year, Babers coached two seasons at Arizona State as a graduate assistant before being hired at Eastern Illinois. Babers was a part of Bob Spoo's first staff at EIU; Spoo would go on to coach at Eastern Illinois for 25 years and was inducted into the OVC Hall of Fame in 2012 after his retirement.

- Babers has also served as an assistant coach at UCLA (2004-07), Pittsburgh (2003), Texas A&M (2001-02), Arizona (1995-2000), San Diego State (1994), Purdue (1991-93), Northern Arizona (1990), UNLV (1988-89), Eastern Illinois (1987), Arizona State (1985-86) and Hawai'i (1984).

- In 1998 he helped Arizona post a 12-1 record and No. 4 national ranking. The following year the Wildcats offense ranked third in the nation in total offense (471.9 yards/game).

- In his tenure as a collegiate coach, Babers has been a part of a coaching staffs for teams that have participated in 12 bowl games.

- Babers was a four-year starter at Hawai'i where he earned All-WAC Academic honors. After finishing his collegiate career he signed a free agent contract with the British Columbia Lions of the Canadian Football League (CFL).

ASSISTANT COACHES

Offensive Coordinator:..... Sterlin Gilbert
 Alma Mater: Angelo State, 2002 (1st season)

Defensive Coordinator:..... Kim McCloud
 Alma Mater: Hawai'i, 1991 (1st season)

Offensive Line:..... Brian Callahan
 Alma Mater: Eastern Illinois, 1992 (3rd season)

Running Backs:..... Mike Lynch
 Alma Mater: Montana, 2000 (8th season)

Outside Receivers:..... Andrew Sowder
 Alma Mater: Baylor, 2011 (1st season)

Inside Receivers:..... Sean Lewis
 Alma Mater: Wisconsin, 2007 (1st season)

Defensive Ends:..... George Ricumstrict
 Alma Mater: Central Michigan, 1990 (1st season)

Defensive Tackles:..... Dino Kaklis
 Alma Mater: Purdue, 1996 (1st season)

Linebackers:..... Tom Kaufman
 Alma Mater: John Carroll, 2003 (1st season)

Secondary:..... Nick Caley
 Alma Mater: John Carroll, 2006 (1st season)

Operations:..... Roy Wittke
 Alma Mater: Wisconsin Eau-Claire, 1982 (18th season)

2011 TEAM STATISTICS

	<u>EIU</u>	<u>Opponent</u>				
SCORING	255	345				
Points Per Game	23.2	31.4				
FIRST DOWN	190	230				
Rushing	58	134				
Passing	125	85				
Penalty	7	11				
RUSHING YARDAGE	941	2640				
Yards Gained Rushing	1269	2868				
Yards Lost Rushing	328	228				
Rushing Attempts	346	506				
Average Per Rush	2.7	5.2				
Average Per Game	85.5	240.0				
TDs Rushing	13	32				
PASSING YARDAGE	2644	1809				
Comp-Att-Int	217-355-14	172-267-4				
Average Per Pass	7.5	6.8				
Average Per Catch	12.2	10.5				
Average Per Game	240.4	164.5				
TDs Passing	20	12				
TOTAL OFFENSE	2585	4449				
Total Plays	699	773				
Average Per Play	5.1	5.8				
Average Per Game	325.9	404.5				
TIME OF POSSESSION/GAME	28:57	30:52				
3RD DOWN CONVERSIONS	56/146	63/148				
3rd-Down Pct.	38%	43%				
4TH DOWN CONVERSIONS	9/21	11/16				
4th-Down Pct.	43%	69%				
RED-ZONE SCORES	29-33 (88%)	44-50 (88%)				
RED-ZONE TOUCHDOWNS	22-33 (67%)	38-50 (76%)				
PAT-ATTEMPTS	28-30 (93%)	41-43 (95%)				
ATTENDANCE	37,937	71,189				
Games/Avg. Per Game	5/7,587	6/11,865				
Neutral Site Games	-	0/0				
<u>SCORE BY QUARTERS</u>	<u>1st</u>	<u>2nd</u>	<u>3rd</u>	<u>4th</u>	<u>OT</u>	<u>Total</u>
Eastern Illinois	54	88	52	61	-	255
Opponents	82	97	92	74	-	345

2011 INDIVIDUAL STATISTICS

RUSHING	<u>G</u>	<u>Att.</u>	<u>Yds.</u>	<u>Avg.</u>	<u>TD</u>	<u>Yds./G</u>
Player						
Jake Walker	10	151	580	3.8	10	58.0
AJ Woodson	10	68	215	3.2	1	21.5
Jimmy Lera	10	45	187	4.2	0	18.7
PASSING	<u>G</u>	<u>Cmp.-Att.</u>	<u>Pct.</u>	<u>Yds.</u>	<u>TD/Int.</u>	<u>Avg.</u>
Player						
Jimmy Garoppolo	11	217-349	62.2	2644	20/14	240.4
RECEIVING	<u>G</u>	<u>No.</u>	<u>Yds.</u>	<u>Avg.</u>	<u>TD</u>	<u>Yds./G</u>
Player						
Chris Wright	11	42	735	17.5	11	66.8
Kenny Whittaker	9	42	409	9.7	1	45.4
Von Wise	11	32	348	10.9	2	31.6
Adam Drake	11	19	312	16.4	1	28.4
Jeremy Rykard	10	19	141	7.4	1	14.1
SCORING	<u>G</u>	<u>TD</u>	<u>XPt.</u>	<u>FG</u>	<u>Pts.</u>	<u>Pts./G</u>
Player						
Chris Wright	11	11	-	-	66	6.0
Jake Walker	10	10	-	-	60	6.0
Cameron Berra	11	-	28-30	7-9	49	4.5
Sam Hendricks	11	3	-	-	18	1.6
Von Wise	11	2	-	-	12	1.1
TACKLES	<u>G</u>	<u>Solo</u>	<u>Asst.</u>	<u>Total</u>	<u>TFL</u>	<u>Sacks</u>
Player						
Cory Leman	11	57	49	106	1.5	0
Antonio Taylor	11	51	41	92	5.0	0
Gordy Kickels	11	42	36	78	7.5	1.5
Nick Beard	11	50	19	69	0.5	0.5
DJ Bland	11	32	14	46	2.0	0
INTERCEPTIONS	<u>G</u>	<u>No.</u>	<u>Yds.</u>	<u>Avg.</u>	<u>TD</u>	<u>PBU</u>
Player						
Nick Martinez	9	2	6	3.0	0	0
Antonio Taylor	11	1	13	13.0	0	3
Pat Wertz	11	1	16	16.0	0	0

Returning Players in Bold



2011 SCHEDULE AND RESULTS

<u>Date</u>	<u>Opponent</u>	<u>Result</u>	<u>Attendance</u>
9/1	Illinois State	W, 33-26	9,111
9/10	at Northwestern	L, 42-21	28,042
9/17	Tennessee Tech*	L, 31-20	6,157
9/24	at #15 Jacksonville State*	L, 28-21	14,813
10/1	at Southeast Missouri*	L, 37-30	7,757
10/8	Eastern Kentucky*	L, 48-16	9,063
10/15	at Murray State*	L, 36-27	7,857
10/22	UT Martin*	L, 24-23	6,832
10/29	at Austin Peay*	W, 19-10	5,273
11/5	Tennessee State*	L, 18-17	6,774
11/12	at Southern Illinois	L, 45-28	7,447

* - Ohio Valley Conference Contest

Home Games in Bold

TEAM RECORDS

INDIVIDUAL RUSHING

Most Attempts

Game: 48 - Willie High vs. Northern Iowa (1993)
Season: 314 - Willie High (1995)
Career: 930 - Poke Cobb (1976-79)

Most Yards

Game: 308 - J.R. Taylor vs. Florida Atlantic (2002)
Season: 1,609 - Poke Cobb (1979)
Career: 5,042 - Poke Cobb (1976-79)

INDIVIDUAL PASSING

Most Attempts

Game: 58 - Tony Romo vs. Hawaii (2002)
Season: 494 - Sean Payton (1984)
Career: 1,408 - Sean Payton (1983-86)

Most Completions

Game: 40 - Sean Payton vs. Saginaw Valley (1985)
Season: 270 - Sean Payton (1984)
Career: 756 - Sean Payton (1983-86)

Most Yards

Game: 509 - Sean Payton vs. Saginaw Valley (1985)
Season: 3,843 - Sean Payton (1984)
Career: 10,655 - Sean Payton (1983-86)

INDIVIDUAL RECEIVING

Most Receptions

Game: 15 - Willie White vs. Illinois State (1971)
Season: 76 - Jerry Wright (1984)
Career: 184 - Roy Banks (1983-86)

Most Receiving Yards

Game: 239 - Frank Cutolo vs. Tennessee St. (2001)
Season: 1,269 - Roy Banks (1984)
Career: 3,177 - Roy Banks (1983-86)



Former Panther quarterback Sean Payton (who still holds numerous EIU passing records) led the New Orleans Saints to the Super Bowl XLIV title in Feb. 2010.

YEAR-BY-YEAR RESULTS

YEAR	ALL	OVC	COACH	YEAR	ALL	OVC	COACH
1899	0-2	--	Otis Caldwell	1956	2-7	--	Keith Smith
1900	3-3	--	Otis Caldwell	1957	0-8	--	Ralph Kohl
1901	6-0-3	--	Otis Caldwell	1958	2-6	--	Ralph Kohl
1902	2-4	--	T. Smallwood	1959	2-6-1	--	Ralph Kohl
1903	5-2-2	--	Thomas Briggs	1960	2-7	--	Ralph Kohl
1904	6-1-1	--	Joseph Brown	1961	4-3-1	--	Ralph Kohl
1905	1-6-1	--	Joseph Brown	1962	1-7	--	Ralph Kohl
1906	2-1-1	--	Joseph Brown	1963	2-7	--	Ralph Kohl
1907	3-1-3	--	Joseph Brown	1964	3-6	--	Ralph Kohl
1908	6-2-1	--	Joseph Brown	1965	3-5	--	Clyde Biggers
1909	0-3	--	Joseph Brown	1966	1-6-1	--	Clyde Biggers
1910	2-3-1	--	Harold Railsback	1967	2-6-1	--	Clyde Biggers
1911	4-2	--	Charles Lantz	1968	4-5	--	Clyde Biggers
1912	6-1	--	Charles Lantz	1969	2-7	--	Clyde Biggers
1913	6-2	--	Charles Lantz	1970	2-8	--	Clyde Biggers
1914	8-0-1	--	Charles Lantz	1971	4-6	--	Clyde Biggers
1915	2-2-1	--	Charles Lantz	1972	1-9	--	Jack Dean
1916	4-3	--	Charles Lantz	1973	2-9	--	Jack Dean
1917	4-1-1	--	Charles Lantz	1974	3-6-1	--	Jack Dean
1918	No games played			1975	3-5-2	--	J. Konstantinos
1919	3-5-1	--	Charles Lantz	1976	5-6	--	J. Konstantinos
1920	2-3-0	--	Charles Lantz	1977	1-10	--	J. Konstantinos
1921	2-5-1	--	Charles Lantz	1978	12-2	--	Darrell Mudra
1922	4-0-2	--	Charles Lantz	1979	7-4	--	Darrell Mudra
1923	4-2-2	--	Charles Lantz	1980	11-3	--	Darrell Mudra
1924	6-2	--	Charles Lantz	1981	6-5	--	Darrell Mudra
1925	4-3-1	--	Charles Lantz	1982	11-1-1	--	Darrell Mudra
1926	3-5-1	--	Charles Lantz	1983	9-3	--	Al Molde
1927	5-2	--	Charles Lantz	1984	6-5	--	Al Molde
1928	7-0-1	--	Charles Lantz	1985	6-5	--	Al Molde
1929	6-1	--	Charles Lantz	1986	11-2	--	Al Molde
1930	6-1-1	--	Charles Lantz	1987	5-6	--	Bob Spoo
1931	3-4	--	Charles Lantz	1988	5-6	--	Bob Spoo
1932	1-7	--	Charles Lantz	1989	9-4	--	Bob Spoo
1933	1-8	--	Charles Lantz	1990	5-6	--	Bob Spoo
1934	3-4	--	Charles Lantz	1991	4-7	--	Bob Spoo
1935	1-7	--	Winfield Angus	1992	5-6	--	Bob Spoo
1936	4-4	--	Gilbert Carson	1993	3-7-1	--	Bob Spoo
1937	3-4-1	--	Gilbert Carson	1994	6-5	--	Bob Spoo
1938	5-3	--	Harold Ave	1995	10-2	--	Bob Spoo
1939	4-3-1	--	Gilbert Carson	1996	8-4	6-2	Bob Spoo
1940	6-1-1	--	Gilbert Carson	1997	8-3	5-2	Bob Spoo
1941	0-7	--	Gilbert Carson	1998	6-5	4-3	Bob Spoo
1942	1-6	--	Clayton Miller	1999	2-10	2-5	Bob Spoo
1943	No games played			2000	8-4	6-1	Bob Spoo
1944	1-3	--	Charles Lantz	2001	9-2	6-0	Bob Spoo
1945	2-3-2	--	James Goff	2002	8-4	5-1	Bob Spoo
1946	2-6	--	Maynard O'Brien	2003	4-8	3-5	Bob Spoo
1947	2-6	--	Maynard O'Brien	2004	5-6	4-4	Bob Spoo
1948	7-3	--	Maynard O'Brien	2005	9-3	8-0	Bob Spoo
1949	3-5	--	Maynard O'Brien	2006	8-5	7-1	Mark Hutson (Acting)
1950	5-3	--	Maynard O'Brien	2007	8-4	7-1	Bob Spoo
1951	4-2-2	--	Rex Darling	2008	5-7	3-5	Bob Spoo
1952	2-7	--	Maynard O'Brien	2009	8-4	6-2	Bob Spoo
1953	1-8	--	Maynard O'Brien	2010	2-9	2-6	Bob Spoo
1954	2-6-1	--	Maynard O'Brien	2011	2-9	1-7	Bob Spoo
1955	3-6	--	Maynard O'Brien				

OVC Championships (5)

2001, 2002*, 2005, 2006*, 2009 * Co Champions

NCAA FCS Playoff Appearances (13)

1982, 1983, 1986, 1989, 1995, 1996, 2000, 2001, 2002, 2005, 2006, 2007, 2009

ALL-TIME COACHES

Coach	Years	Overall Record	OVC Record	OVC Titles	Playoff Appearances
Otis Caldwell	1899-01	9-5-3 (.618)	-	-	-
Thornton Smallwood	1902	2-4 (.333)	-	-	-
Thomas Briggs	1903	5-2-2 (.666)	-	-	-
Joseph Brown	1904-09	18-14-7 (.551)	-	-	-
Harold Railsback	1910	2-3-1 (.420)	-	-	-
Charles Lantz	1911-34, 44	96-65-13 (.589)	-	-	-
Winfield Angus	1935	1-7 (.125)	-	-	-
Gilbert Carson	1936-37, 39-41	17-19-3 (.474)	-	-	-
Harold Ave	1938	5-3 (.625)	-	-	-
Clayton Miller	1942	1-6 (.143)	-	-	-
James Goff	1945	2-3-2 (.429)	-	-	-
Maynard O'Brien	1946-50, 52-55	27-50-1 (.353)	-	-	-
Rex Darling	1951	4-2-2 (.625)	-	-	-
Keith Smith	1956	2-7 (.222)	-	-	-
Ralph Kohl	1957-64	17-49-2 (.265)	-	-	-
Clyde Biggers	1965-71	18-43-2 (.302)	-	-	-
Jack Dean	1972-74	6-24-1 (.210)	-	-	-
John Konstantinos	1975-77	9-21-2 (.313)	-	-	-
Darrell Mudra	1978-82	47-15-1 (.754)	-	-	3
Al Molde	1983-86	32-15 (.681)	-	-	2
Bob Spoo	1987-05, 07-11	144-131-1 (.524)	68-44 (.607)	4	9
Mark Hutson (Acting HC)	2006	8-5 (.615)	7-1 (.875)	1	1
Dino Babers	2012-present	0-0 (.000)	0-0	0	0



Roy Kidd Stadium (20,000) - Opened in 1969.



EASTERN KENTUCKY COLONELS



Doug Whitlock
President



Mark Sandy
Athletics Director



Michael Clark
Football Contact



Dean Hood
Head Coach

2012 SCHEDULE

Sept. 1	at Purdue (TV: BTN)	2:30 p.m.
	<i>First meeting</i>	
Sept. 8	Morehead State	5:00 p.m.
	<i>Eastern Ky. leads 49-16-4; Last Meeting: EKU won 16-8 (9/13/08)</i>	
Sept. 15	at Coastal Carolina	5:00 p.m.
	<i>First meeting</i>	
Sept. 22	Jacksonville State*	5:00 p.m.
	<i>Eastern Kentucky leads 5-4; Last Meeting: EKU won 52-48 (11/5/11)</i>	
Sept. 29	at UT Martin* (TV: WLJT)	1:00 p.m.
	<i>Eastern Kentucky leads 21-1; Last Meeting: EKU won 23-16 (11/19/11)</i>	
Oct. 6	at Tennessee State*	1:00 p.m.
	<i>Eastern Kentucky leads 20-4; Last Meeting: EKU won 33-22 (10/22/11)</i>	
Oct. 13	Austin Peay* (HC)	2:00 p.m.
	<i>Eastern Ky. leads 39-5; Last Meeting: Austin Peay won 23-17 (9/24/11)</i>	
Oct. 20	at Tennessee Tech* (TV: WCTE)	7:00 p.m.
	<i>Eastern Kentucky leads 50-18; Last Meeting: TTU won 28-21 (11/12/11)</i>	
Oct. 27	Eastern Illinois*	12:00 p.m.
	<i>Eastern Kentucky leads 11-7; Last Meeting: EKU won 48-16 (10/8/11)</i>	
Nov. 3	at Southeast Missouri*	1:00 p.m.
	<i>Eastern Kentucky leads 19-3; Last Meeting: EKU won 41-17 (10/15/11)</i>	
Nov. 10	Murray State*	12:00 p.m.
	<i>Eastern Ky. leads 42-25-4; Last Meeting: EKU won 34-33 (10/29/11)</i>	

* Denotes Ohio Valley Conference Matchup

Home Games in Bold HC - Homecoming

All Times Central and Subject to Change

QUICK FACTS

Basic Information

Location:	Richmond, Ky.
Enrollment:	16,515
Founded:	1906
Nickname:	Colonels
Colors:	Maroon and White
President:	Dr. Doug Whitlock
Athletic Director:	Mark Sandy
Stadium (Capacity):	Roy Kidd Stadium (20,000)
Surface:	Synthetic

Media Relations

Football Contact:	Michael Clark
Office Phone:	(859) 622-6170
Cell Phone:	(859) 358-8360
Fax:	(859) 622-5108
Email:	michael.clark@eku.edu
Web site:	www.EKUSports.com
Press Box Phone:	(859) 622-2226

Team Information

Offense:	Pro Style
Defense:	4-3
Lettermen Returning/Lost:	39/17
Offensive Starters Returning:	10
Defensive Starters Returning:	7
Specialist Starters Returning:	2
2011 Record/OVC Record (Finish):	7-5/6-2 (1st/tie)
Postseason:	FCS Playoffs 1st Round (L, 20-17 vs. James Madison)

All-Time Record/OVC Record:	559-349-38 (.611)/306-118-7 (.718)
Joined OVC:	1948
OVC Championships (Last):	21 (2011)
NCAA FCS Playoff Appearances (Last):	20 (2011)

PRESEASON DEPTH CHART

OFFENSE

WR	8	Tyrone Goard	6-4	192	Sr.
	88	Jeff Glover	6-4	190	Fr.
OT	63	Patrick Ford	6-6	305	Sr.
	77	Jason Creeden	6-3	275	Fr.
OG	78	Travon Carter	6-1	310	Jr.
	68	Trey Shelton	6-3	285	Fr.
C	52	O.J. Enabosi	6-1	286	Sr.
	74	Mo Vogel	6-3	270	So.
OG	50	Justin Meredith	6-2	290	Jr.
	64	Julio Geronimo	6-2	310	Jr.
OT	79	Aaron Adams	6-5	295	Sr.
	72	Mo Vogel	6-2	306	Jr.
QB	10	T.J. Pryor	6-1	192	Sr.
	12	Jared McClain	6-0	189	So.
RB	22	Matt Denham	5-10	185	Sr.
	7	Zavier Foster	5-11	197	Jr.
FB	28	Jeremy James	5-11	227	So.
	21	Caleb Watkins	6-0	226	So.
TE	82	Matt Lengel	6-7	264	Jr.
	49	Paul Henry	6-4	242	Sr.
WR	85	Cameron Bailey	6-0	198	Sr.
	17	Jaucady Rutledge	5-10	175	So.

DEFENSE

DE	81	Shawn Shupperd	6-5	257	Jr.
	92	Nick Vicini	6-3	232	Sr.
DT	70	Bryce Krebs	6-1	286	R-Fr.
	94	Caleb Coulliette	6-1	264	So.
DT	96	David Carter	6-3	293	Jr.
	56	Courtney Prince	6-3	283	Sr.
DE	95	Robert Knowles	6-1	273	Sr.
	90	Anthony Shoemaker	6-3	258	Jr.
LB	4	Anthony Brown	6-0	220	Jr.
	48	Khiry Maddox	6-1	220	So.
LB	43	Ichiro Vance	6-1	235	Jr.
	58	Tyler Horn	6-3	228	Jr.
LB	44	Kevin Hamlin	6-3	200	Sr.
	45	Tyrelle Johnson	6-0	218	So.
CB	24	Trey Thomas	5-11	212	So.
	29	Cejay Ceniza	5-11	183	Sr.
CB	11	Justin Bell	5-10	176	Sr.
	27	Stanley Absanon	6-0	180	Fr.
FS	5	Brooklyn Fox	6-4	215	Sr.
	35	Paul Ritter	5-10	200	R-Fr.
SS	34	Brandon Stanley	6-1	201	So.
	31	Christian Albertson	6-0	210	Jr.

SPECIAL TEAMS

PK	19	Luke Pray	5-7	150	Jr.
	88	Austin Delpont	5-11	205	So.
P	37	Jordan Berry	6-5	195	Jr.
HO	37	Jordan Berry	6-5	195	Jr.
KR	11	Justin Bell	5-10	176	Sr.
	85	Cameron Bailey	6-0	198	Sr.
PR	11	Justin Bell	5-10	176	Sr.

Returning Starters in Bold

Key Losses

DB	Jeremy Caldwell	51 tackles, 2 INT's; 23.7 yards/kick return, 1 TD
DB	Patrick McClellan	93 tackles, 3.5 TFL, 1 INT; 2nd-Team All-OVC
DL	Emory Attig	60 tackles, 9.0 TFL, 2 sacks; 1st-Team All-OVC

PLAYERS TO WATCH

MATT DENHAM

Senior • Running Back
5-10 • 185 • Rineyville, Ky.



Named to the 2012 Walter Payton Award Preseason Watch List by the Sports Network...Also named a Preseason All-American by the Sports Network...Was a first-team All-OVC selection last season after rushing for 1,570 yards and 9 touchdowns; that was the most yards by an EKU running back since the 1991 season... Denham finished the year ranked third nationally in rushing (130.83 yards/game); after taking over the starting role in week five, Denham averaged 184.5 yards/game over the final eight contests of the season...Denham was one of only two players nationally to have four 200-plus yard games in 2011, including a season-high 226 yards against Tennessee State.

JUSTIN BELL

Senior • Defensive Back
5-10 • 176 • Tampa, Fla.



Preseason All-OVC selection...Was a first-team All-OVC selection last season after registering 51 tackles (34 solo), 1.5 tackles-for-loss, two interceptions, six pass breakups, a forced fumble and a fumble recovery... Also returned six punts during the season, averaging 17.3 yards/return...In FCS Playoff game against James Madison, returned a punt 75 yards for a near touchdown...Redshirted in 2010...Played in 10 games in 2009 and tallied two interceptions in a victory over Murray State; also blocked two point after attempts during the season.

TEAM NOTES

- Senior running back Matt Denham is the first EKU player since 2002 to be named to the Walter Payton Award preseason watch list. Denham rushed for 1,570 yards last year, the most by an EKU player since 1991.

- In 2011, Eastern Kentucky claimed a share of its record 21st OVC championship and appeared in its 20th NCAA FCS playoff. The 20 FCS playoff berths are second most all time by a Football Championship Subdivision (formerly I-AA) team (trailing only the 21 appearances by Montana).

- Senior quarterback T.J. Pryor needs 622 yards passing to become Eastern Kentucky's all-time leading passer. The 2009 OVC Freshman of the Year set a program record with five touchdown passes in the 52-48 win at Jacksonville State last season.

- The Colonels ranked sixth nationally in turnover margin last year at +15. EKU forced at least three turnovers in seven of 12 games in 2011. Senior linebacker Kevin Hamlin led Eastern with four interceptions and two fumble recoveries.

NUMERICAL ROSTER

No.	Name	Pos.	Ht.	Wt.	Yr.	Hometown (Last School)
2	Jared Sanders	RB	5-7	157	Fr.	Hallandale Beach, Fla. (Hallandale)
2	Justin Williams	WR	5-11	180	Jr.	McDonough, Ga. (Eagle's Landing)
3	Deshaun Sands	RB	5-7	181	Jr.	Pompano Beach, Fla. (Kansas Univ.)
4	Anthony Brown	LB	6-0	220	Jr.	Cincinnati, Ohio (Winton Woods)
5	Brooklyn Fox	DB	6-4	215	Sr.	Tulsa, Okla. (East Central)
6	Ben De La Cruz	QB	6-0	203	Jr.	Deltona, Fla. (Bethune-Cookman Univ.)
7	Zavier Foster	RB	5-11	197	Jr.	Carrollton, Ga. (Villa Rica)
8	Tyrone Goard	WR	6-4	192	Sr.	Charleston, W.Va. (Capital)
9	Kyle Romano	QB	6-1	190	Fr.	Bedford, Texas (Bell)
10	T.J. Pryor	QB	6-1	192	Sr.	Louisville, Ky. (Ballard)
11	Justin Bell	DB	5-10	176	Sr.	Tampa, Fla. (Chamberlain)
12	Jared McClain	QB	6-0	189	So.	Hiram, Ga. (Hiram)
14	Ben Lawler	QB	6-2	190	Fr.	Georgetown, Ky. (Scott County)
16	Deno Montgomery	DB	5-10	180	R-Fr.	Chattanooga, Tenn. (Brainerd)
17	Jaucady Rutledge	WR	5-10	175	So.	Lakeland, Fla. (George W. Jenkins)
17	LaJuan Smith	DB	6-2	195	Fr.	Glasgow, Ky. (Glasgow)
18	Charlie Banks	DB	6-2	206	Jr.	Whitesburg, Ky. (Letcher County Central)
18	Kiante Northington	WR	5-8	165	Fr.	Louisville, Ky. (Butler)
19	Luke Pray	K	5-7	150	Jr.	Winfield, Kan. (Coffeyville C.C.)
20	J.J. Jude	RB	5-8	190	Fr.	Hagerhill, Ky. (Johnson Central)
21	Caleb Watkins	FB	6-0	226	So.	Corbin, Ky. (Corbin)
22	Matt Denham	RB	5-10	185	Sr.	Rineyville, Ky. (Univ. of Kentucky)
23	Jeremiah Williams	RB	5-11	195	Sr.	Dallas, Texas (Trinity Valley C.C.)
24	Trey Thomas	DB	5-11	212	So.	Huber Heights, Ohio (Wayne)
25	Jonathan Floyd	TE	6-3	240	Fr.	Richmond, Ky. (Madison Central)
26	Bo Brooks	RB	5-8	197	Fr.	Lexington, Ky. (Henry Clay)
27	Stanley Absanon	DB	6-0	180	Fr.	Auburndale, Fla. (Tenoroc High)
28	Jeremy James	FB	5-11	227	So.	Bowling Green, Ky. (Greenwood)
29	Cejay Ceniza	DB	5-11	183	Sr.	Las Vegas, Nev. (Mt. San Jacinto College)
30	Tev'n Hamilton	DB	5-10	185	Fr.	Rome, Ga. (Darlington School)
31	Christian Albertson	DB	6-0	210	Jr.	Morrow, Ohio (Morehead State Univ.)
32	Theron Norman	DB	6-2	193	Jr.	Richmond, Va. (Virginia Tech)
33	Chuck Wynn	DB	5-10	195	Fr.	Cincinnati, Ohio (Winton Woods)
34	Brandon Stanley	DB	6-1	201	So.	Suwanee, Ga. (Peachtree Ridge)
35	Paul Ritter	DB	5-10	200	R-Fr.	Burlington, Ky. (Covington Catholic)
36	Chris Owens	DB	6-1	204	Jr.	Augusta, Ga. (Georgia Military College)
37	Jordan Berry	P	6-5	195	Jr.	Essendon, Victoria, Australia (Melbourne)
38	Nathan Rawe	WR	5-7	170	Jr.	Newport, Ky. (College of Mount St. Joseph)
39	Dan Shepherd	FB	6-0	223	So.	Cincinnati, Ohio (Glen Este)
40	Ryan Bonner	DL	6-3	245	Jr.	Ashland, Ky. (Paul G. Blazer)
42	Jalan Jones	LB	6-4	241	So.	Muscle Shoals, Ala. (Muscle Shoals)
43	Ichiro Vance	LB	6-1	235	Jr.	LaGrange, Ky. (Oldham County)
44	Kevin Hamlin	LB	6-3	200	Sr.	Jupiter, Fla. (Iowa State Univ.)
45	Tyrelle Johnson	LB	6-0	218	So.	Lexington, Ky. (Henry Clay)
46	Blake Atzinger	DB	6-0	200	So.	Louisville, Ky. (PRP)
48	Khiry Maddox	LB	6-1	220	So.	Owensboro, Ky. (Owensboro)
49	Paul Henry	TE	6-4	242	Sr.	Elizabethtown, Ky. (Central Hardin)
50	Justin Meredith	OL	6-2	290	Jr.	Bowling Green, Ky. (Warren Central)
51	Dana DePassio	LS			So.	Grove City, Ohio (Grove City)
51	Marquise Piton	LB	6-2	210	Fr.	Pembroke Pines, Fla. (West Broward)
52	O.J. Enabosi	OL	6-1	286	Sr.	Villa Rica, Ga. (Douglas County)
53	ShaQuille Prather	LB	6-2	224	R-Fr.	Cincinnati, Ohio (Hughes Center)
54	Treyvon Neely	LB	6-0	208	Fr.	Louisville, Ky. (Doss)
55	Angelo Villarreal	DL	6-2	262	Jr.	Torrance, Calif. (Los Angeles Harbor College)
56	Chris Kelly	LB	5-10	219	R-Fr.	Cold Spring, Ky. (Newport Central Catholic)
56	Courtney Prince	DL	6-3	283	Sr.	Mitchellville, Md. (Virginia Tech)
57	Colton Scurry	OL	6-2	275	Fr.	Fayetteville, Ga. (Whitewater)
58	Tyler Horn	LB	6-3	228	Jr.	Harrodsburg, Ky. (Mercer County)
60	Chris Willis	OL	6-3	270	R-Fr.	Centerville, Ohio (Centerville)
61	Landon Rasnick	OL	6-5	250	Fr.	Orange, Va. (Orange)
62	Ryan Garretson	OL	6-4	323	Fr.	Morristown, Tenn. (Morristown East)
63	Patrick Ford	OL	6-6	305	Sr.	Richmond, Ky. (Madison Central)
64	Julio Geronimo	OL	6-2	310	Jr.	East Orange, N.J. (Nassau (N.Y.) C.C.)
65	Caleb Hodgson	OL	6-5	230	R-Fr.	Louisville, Ky. (Christian Academy)
66	Jess Rayyan	OL	6-0	250	R-Fr.	Lexington, Ky. (Tates Creek)
67	Austin Jaggars	OL	6-2	282	Jr.	Louisville, Ky. (College of Mount St. Joseph)
68	Trey Shelton	OL	6-3	285	Fr.	Chester, Va. (Hargrave Military Acad.)
69	Jeramie Stump	OL	6-2	308	So.	Grove City, Ohio (Ohio Univ.)
70	Bryce Krebs	DL	6-1	286	R-Fr.	Greenwood, Ind. (Center Grove)
71	Damien Campbell	OL	6-2	290	R-Fr.	Lexington, Ky. (Bryan Station)
71	Taylor Miller	WR	5-11	180	R-Fr.	Burlington, Ky. (Conner)
72	Mo Vogel	OL	6-2	306	Jr.	Howard Beach, N.Y. (Nassau C.C.)
73	Anthony George	LS	6-0	238	R-Fr.	Richmond, Ky. (Madison Central)
73	Joshua Minor	OL	6-4	270	Fr.	College Park, Ga. (Woodward Academy)
74	Dustin Crane	OL	6-3	270	So.	Lebanon, Ky. (Marion County)
75	Brett Eyckmans	OL	6-4	284	Fr.	Fort Mitchell, Ky. (Beechwood)
76	Brandon Guy	OL	6-3	270	Fr.	Maryville, Tenn. (Maryville)
76	Brendan Kinsella	TE	6-1	235	Jr.	Louisville, Ky. (Trinity)
77	Jason Creeden	OL	6-3	275	Fr.	Broad Run, Va. (Fork Union Military Acad.)
78	Travon Carter	OL	6-1	310	Jr.	Dallas, Texas (Trinity Valley C.C.)
79	Aaron Adams	OL	6-5	295	Sr.	Lake Worth, Fla. (Fork Union Military Acad.)
80	Ja'Tyuan Landing	WR	5-10	178	So.	Clearwater, Fla. (Palm Harbor Univ.)
81	Shawn Shupperd	DL	6-5	257	Jr.	Brownsville, Ind. (Brownsville)
82	Matt Lengel	TE	6-7	264	Jr.	Mechanicsburg, Pa. (Northeastern Univ.)
83	Seth Dotson	WR	5-11	176	R-Fr.	Mount Sterling, Ky. (Montgomery County)
84	Ike Ariguzo	WR	6-5	214	Jr.	Columbus, Ohio (U.S. Air Force Academy)
85	Cameron Bailey	WR	6-0	198	Sr.	Fort Wayne, Ind. (College of the Canyons)
86	Nathan Watts	TE	6-4	242	Jr.	Bristow, Va. (Brentsville)
87	Victor Perez	TE	6-6	234	So.	San Diego, Calif. (Southwestern College)
88	Austin Delpont	K	5-11	205	So.	Hazard, Ky. (Hazard)
88	Jeff Glover	WR	6-4	190	Fr.	Atlanta, Ga. (Collins Hill)
89	Joel Brown	WR	6-1	174	So.	Inglewood, Calif. (Los Angeles Harbor College)
89	David Mansfield	WR	6-0	182	So.	Lawrenceburg, Ind. (East Central)
90	Anthony Shoemaker	DL	6-3	258	Jr.	Cincinnati, Ohio (Miami (Ohio) Univ.)
91	Floyd Coffey	LB	6-2	213	R-Fr.	Charleston, Miss. (Dalton (Ga.))
92	Nick Vicini	DL	6-3	232	Sr.	Lexington, Ky. (Lexington Catholic)
94	Caleb Coulliette	DL	6-1	264	So.	Wilmore, Ky. (West Jessamine)
95	Robert Knowles	DL	6-1	273	Sr.	Lexington, Ky. (Tates Creek)
96	David Carter	DL	6-3	293	Jr.	Louisville, Ky. (Fairdale)
97	Avery Pitt	DL	6-3	270	Fr.	Henderson, Ky. (Henderson County)
98	Ryan Smith	DL	6-1	295	Fr.	Lexington, Ky. (Henry Clay)
99	Justin Adekoyau	DL	6-5	280	Fr.	Ringgold, Ga. (Heritage)
	Jason Ferguson	DB	6-3	195	Fr.	Lexington, Ky. (Lafayette)

ALPHABETICAL ROSTER

No.	Name	Pos.	Yr.
27	Stanley Absanon	DB	Fr.
79	Aaron Adams	OL	Sr.
99	Justin Adekoyau	DB	Fr.
31	Christian Albertson	DB	Jr.
84	Ike Ariguzo	WR	Jr.
46	Blake Atzinger	DB	So.
85	Cameron Bailey	WR	Sr.
18	Charlie Banks	DB	Jr.
11	Justin Bell	DB	Sr.
37	Jordan Berry	P	Jr.
40	Ryan Bonner	DL	Jr.
26	Bo Brooks	RB	Fr.
4	Anthony Brown	LB	Jr.
89	Joel Brown	WR	So.
71	Damien Campbell	OL	R-Fr.
96	David Carter	DL	Jr.
78	Travon Carter	OL	Jr.
29	Cejay Ceniza	DB	Sr.
91	Floyd Coffey	LB	R-Fr.
94	Caleb Coulliette	DL	So.
74	Dustin Crane	OL	So.
77	Jason Creeden	OL	Fr.
6	Ben De La Cruz	QB	Jr.
88	Austin Delpont	K	So.
22	Matt Denham	RB	Sr.
51	Dana DePassio	LS	So.
83	Seth Dotson	WR	R-Fr.
52	O.J. Enabosi	OL	Sr.
75	Brett Eyckmans	OL	Fr.
	Jason Ferguson	DB	Fr.
25	Jonathan Floyd	TE	Fr.
63	Patrick Ford	OL	Sr.
7	Zavier Foster	RB	Jr.
5	Brooklyn Fox	DB	Sr.
62	Ryan Garretson	OL	Fr.
64	Julio Geronimo	OL	Jr.
73	Anthony George	LS	R-Fr.
88	Jeff Glover	WR	Fr.
8	Tyrone Goard	WR	Sr.
76	Brandon Guy	OL	Fr.
30	Tev'n Hamilton	DB	Fr.
44	Kevin Hamlin	LB	Sr.
49	Paul Henry	TE	Sr.
65	Caleb Hodgson	OL	R-Fr.
58	Tyler Horn	LB	Jr.
67	Austin Jaggars	OL	Jr.
28	Jeremy James	FB	So.
45	Tyrelle Johnson	LB	So.
42	Jalan Jones	LB	So.
20	J.J. Jude	RB	Fr.
56	Chris Kelly	LB	R-Fr.
76	Brendan Kinsella	TE	Jr.
95	Robert Knowles	DL	Sr.
70	Bryce Krebs	DL	R-Fr.
80	Ja'Tyuan Landing	WR	So.
14	Ben Lawler	QB	Fr.
82	Matt Lengel	TE	Jr.
48	Khiry Maddox	LB	So.
89	David Mansfield	WR	So.
12	Jared McClain	QB	So.
50	Justin Meredith	OL	Jr.
71	Taylor Miller	WR	R-Fr.
73	Joshua Minor	OL	Fr.
16	Deno Montgomery	DB	R-Fr.
54	Treyvon Neely	LB	Fr.
32	Theron Norman	DB	Jr.
18	Kiante Northington	WR	Fr.
36	Chris Owens	DB	Jr.
87	Victor Perez	TE	So.
51	Marquise Piton	LB	Fr.
97	Avery Pitt	DL	Fr.
53	ShaQuille Prather	LB	R-Fr.
19	Luke Pray	K	Jr.
56	Courtney Prince	DL	Sr.
10	T.J. Pryor	QB	Sr.
61	Landon Rasnick	OL	Fr.
66	Jess Rayyan	OL	R-Fr.
35	Paul Ritter	DB	R-Fr.
38	Nathan Rawe	WR	Jr.
9	Kyle Romano	QB	Fr.
17	Jaucady Rutledge	WR	So.
2	Jared Sanders	RB	Fr.
3	Deshaun Sands	RB	Jr.
57	Colton Scurry	OL	Fr.
68	Trey Shelton	OL	Fr.
39	Dan Shepherd	FB	So.
90	Anthony Shoemaker	DL	Jr.
81	Shawn Shupperd	DL	Jr.
17	LaJuan Smith	DB	Fr.
98	Ryan Smith	DL	Fr.
34	Brandon Stanley	DB	So.
69	Jeramie Stump	OL	So.
24	Trey Thomas	DB	So.
43	Ichiro Vance	LB	Jr.
92	Nick Vicini	DL	Sr.
72	Mo Vogel	OL	Jr.
55	Angelo Villarreal	DL	Jr.
21	Caleb Watkins	FB	So.
86	Nathan Watts	TE	Jr.
23	Jeremiah Williams	RB/WR	Sr.
2	Justin Williams	WR	Jr.
60	Chris Willis	OL	R-Fr.
33	Chuck Wynn	DB	Fr.



Dean Hood was introduced as the 13th head coach in Eastern Kentucky football history on January 22, 2008. After spending seven seasons at Wake Forest University, Hood returned to EKU, where he served as an assistant coach under the legendary Roy Kidd from 1994-98.

DEAN HOOD

HEAD COACH

5TH SEASON

26-20 CAREER RECORD

Birthdate: November 15, 1963
Hometown: Ashtabula, Ohio
College: Ohio Wesleyan, 1986 (Biology)
Family: Wife - Crystal
 Children - Trey, Jada, Cordia, Daven

Career Record

<u>Year</u>	<u>School</u>	<u>Overall</u>	<u>Conf. (Finish)</u>
2008	Eastern Kentucky	8-4	7-1 (1st)
2009	Eastern Kentucky	5-6	5-3 (2nd-t)
2010	Eastern Kentucky	6-5	5-2 (2nd-t)
2011	Eastern Kentucky	7-5	6-2 (1st-t)

CAREER HIGHLIGHTS

• In his first season as EKU head coach, Hood led the Colonels to its 20th OVC Championship and a berth in the FCS Playoffs. For that he was named Roy Kidd OVC Coach of the Year, marking the 12th time an EKU coach has won the award (10 times by Kidd for who the award is named).

• In 2011 Hood's Colonels claimed a share of its 21st OVC Championship and made its 20th NCAA Playoff appearance (second most all-time).

• Hood was a three-time All-North Coast Athletic Conference selection at Ohio Wesleyan University, where he played defensive back. He was named a first-team All-American his senior season and served as team captain in each of his final two seasons. Hood was inducted into the OWU Athletic Hall of Fame in 2001.

• Hood got his coaching start at Fairmont (W.Va.) State College (1987-88) before moving on to Colgate in 1989. From 1990-93 he served as an assistant coach at Glenville (W.Va.) State, helping the program to the NAIA National Championship game in 1993. After serving as an assistant coach at Eastern Kentucky from 1994-98, Hood was at Ohio University for two years before moving onto Wake Forest.

• As defensive coordinator at Wake Forest, Hood's teams were known for creating turnovers and scoring touchdowns. The Demon Deacons forced 186 turnovers from 2001-07, which translated to more than two per game. In 2006, Wake won the ACC Championship for the first time since 1970 and competed in the BCS FedEx Orange Bowl. In 2007, Wake Forest led the ACC with 35 forced turnovers as the team finished the season 9-4 and captured the Meineke Car Care Bowl championship.

• While serving as an assistant coach at Eastern Kentucky, Hood's teams combined for a 32-6 OVC record, a pair of Conference championships (1994, 1997) and three FCS Playoff appearances (1994, 1995, 1997).

ASSISTANT COACHES

Offensive Coordinator/Quarterbacks:Dane Damron
 Alma Mater: Georgetown College, 1994 (4th season)

Defensive Coordinator/Defensive Backs:Tony Hatmaker
 Alma Mater: Union College, 1993 (5th season)

Offensive Line:Carson Jeffers
 Alma Mater: Concord College (W.Va.), 1997 (5th season)

Defensive Line:Jake Johnson
 Alma Mater: Eastern Kentucky, 2002 (9th season)

Running Backs:John Revere
 Alma Mater: Eastern Kentucky, 1976 (16th season)

Tight Ends/Recruiting Coordinator: Ben Hodges
 Alma Mater: Central College (Iowa), 2006 (7th season)

Linebackers:Garry Fisher
 Alma Mater: Bowling Green, 2002 (4th season)

Wide Receivers:Klay Koester
 Alma Mater: Eastern Kentucky, 2007 (3rd season)

Offense Graduate Assistant: Josh Beckman
 Alma Mater: Boston College, 2006 (1st season)

Defensive Graduate Assistant: Chris Cunningham
 Alma Mater: Eastern Kentucky, 2012 (1st season)

Director of Operations Kevin Cristello
 Alma Mater: Morehead State, 2006 (2nd season)

2011 TEAM STATISTICS

	<u>EKU</u>	<u>Opponent</u>				
SCORING	335	280				
Points Per Game	27.9	23.3				
FIRST DOWN	200	225				
Rushing	108	106				
Passing	81	106				
Penalty	11	13				
RUSHING YARDAGE	2352	2031				
Yards Gained Rushing	2676	2381				
Yards Lost Rushing	324	350				
Rushing Attempts	530	506				
Average Per Rush	4.4	4.0				
Average Per Game	196.0	169.2				
TDs Rushing	22	15				
PASSING YARDAGE	1743	2650				
Comp-Att-Int	140-265-10	216-362-14				
Average Per Pass	6.6	7.3				
Average Per Catch	12.4	12.3				
Average Per Game	145.2	220.8				
TDs Passing	18	18				
TOTAL OFFENSE	4095	4681				
Total Plays	795	868				
Average Per Play	5.2	5.4				
Average Per Game	341.2	390.1				
TIME OF POSSESSION/GAME	29:11	30:49				
3RD DOWN CONVERSIONS	61/174	73/192				
3rd-Down Pct.	35%	38%				
4TH DOWN CONVERSIONS	9/13	15/26				
4th-Down Pct.	69%	58%				
RED-ZONE SCORES	33-41 (80%)	34-46 (74%)				
RED-ZONE TOUCHDOWNS	27-41 (66%)	23-46 (50%)				
PAT-ATTEMPTS	41-43 (95%)	29-31 (94%)				
ATTENDANCE	45,988	85,300				
Games/Avg. Per Game	7/6,570	5/17,060				
Neutral Site Games	-	0/0				
<u>SCORE BY QUARTERS</u>	<u>1st</u>	<u>2nd</u>	<u>3rd</u>	<u>4th</u>	<u>OT</u>	<u>Total</u>
Eastern Kentucky	68	106	62	99	-	335
Opponents	31	75	78	96	-	280

2011 INDIVIDUAL STATISTICS

RUSHING						
<u>Player</u>	<u>G</u>	<u>Att.</u>	<u>Yds.</u>	<u>Avg.</u>	<u>TD</u>	<u>Yds./G</u>
Matt Denham	12	254	1570	6.2	9	130.8
Jeremiah Williams	6	87	317	3.6	3	52.8
T.J. Pryor	11	96	180	1.9	1	16.4
H.B. Banjoman	12	35	159	4.5	8	13.2
PASSING						
<u>Player</u>	<u>G</u>	<u>Comp.-Att.</u>	<u>Pct.</u>	<u>Yds.</u>	<u>TD/Int.</u>	<u>Avg.</u>
T.J. Pryor	11	130-234	55.6	1605	18/8	145.9
Jared McClain	6	10-28	35.7	138	0/2	23.0
RECEIVING						
<u>Player</u>	<u>G</u>	<u>No.</u>	<u>Yds.</u>	<u>Avg.</u>	<u>TD</u>	<u>Yds./G</u>
Tyrone Goard	12	39	627	16.1	11	52.2
Cameron Bailey	12	29	370	12.8	1	30.8
Justin Williams	11	14	193	13.8	1	17.5
Matt Lengel	12	14	186	13.3	2	15.5
Jaucady Rutledge	10	9	86	9.6	0	8.6
SCORING						
<u>Player</u>	<u>G</u>	<u>TD</u>	<u>XPt.</u>	<u>FG</u>	<u>Pts.</u>	<u>Pts./G</u>
Luke Pray	12	-	41-43	10-20	71	5.9
Tyrone Goard	12	11	-	-	66	5.5
H.B. Banjoman	12	10	-	-	60	5.0
Matt Denham	12	9	-	-	54	4.5
Jeremiah Williams	6	3	-	-	18	3.0
TACKLES						
<u>Player</u>	<u>G</u>	<u>Solo</u>	<u>Asst.</u>	<u>Total</u>	<u>TFL</u>	<u>Sacks</u>
Patrick McClellan	12	56	37	93	3.5	0
Ichiro Vance	12	48	38	86	10.5	0
Brooklyn Fox	12	48	32	80	2.0	0
Anthony Brown	12	34	38	72	10.5	3.5
Kevin Hamlin	12	33	38	71	4.5	0
INTERCEPTIONS						
<u>Player</u>	<u>G</u>	<u>No.</u>	<u>Yds.</u>	<u>Avg.</u>	<u>TD</u>	<u>PBU</u>
Kevin Hamlin	12	4	120	30.0	1	0
Brooklyn Fox	12	3	24	8.0	0	3
Tyler Horn	12	2	7	3.5	0	2
Justin Bell	12	2	79	39.5	1	6
Jeremy Caldwell	12	1	9	9.0	0	7
Returning Players in Bold						



2011 SCHEDULE AND RESULTS

<u>Date</u>	<u>Opponent</u>	<u>Result</u>	<u>Attendance</u>
9/3	at Kansas State	L, 10-7	50,292
9/10	Missouri State	W, 28-24	9,200
9/17	#14 Chattanooga	L, 23-14	10,100
9/24	at Austin Peay*	L, 23-17	5,634
10/8	at Eastern Illinois*	W, 48-16	9,063
10/15	Southeast Missouri*	W, 41-17	4,100
10/22	Tennessee State*	W, 33-22	10,800
10/29	at Murray State*	W, 34-33	3,466
11/5	at #18 Jacksonville State*	W, 52-48	16,845
11/12	#20 Tennessee Tech*	L, 28-21	6,100
11/19	UT Martin*	W, 23-16	3,300
11/26	#17 James Madison #	L, 20-17	2,388

* - Ohio Valley Conference Contest

- FCS Playoffs

Home Games in Bold

TEAM RECORDS

INDIVIDUAL RUSHING

Most Attempts

Game: 43 - Alfred Thompson vs. Morehead St. (1973)
Season: 371 - Elroy Harris (1988)
Career: 920 - Jimmie Brooks (1968-71)

Most Yards

Game: 300 - Markus Thomas vs. Marshall (1989)
Season: 1,998 - Elroy Harris (1988)
Career: 5,552 - Markus Thomas (1989-92)

INDIVIDUAL PASSING

Most Attempts

Game: 71 - Josh Greco vs. Eastern Illinois (2005)
Season: 387 - Josh Greco (2005)
Career: 874 - Josh Greco (2004-07)

Most Completions

Game: 39 - Josh Greco vs. Eastern Illinois (2005)
Season: 222 - Josh Greco (2005)
Career: 478 - Josh Greco (2004-07)

Most Yards

Game: 398 - Josh Greco vs. Eastern Illinois (2005)
Season: 2,861 - Josh Greco (2005)
Career: 5,992 - Josh Greco (2004-07)

INDIVIDUAL RECEIVING

Most Receptions

Game: 19 - Aaron Marsh vs. Northwood (1967)
Season: 73 - Aaron Marsh (1966)
Career: 165 - Andre Ralston (2002-05)

Most Receiving Yards

Game: 316 - Aaron Marsh vs. Northwood (1967)
Season: 1,150 - Andre Ralston (2005)
Career: 3,095 - Andre Ralston (2002-05)



Quarterback Chris Isaac (1978-81) was part of the 1979 EKU National Championship Team during his time with the Colonels. He will be inducted into the EKU Hall of Fame this fall, becoming the sixth former Colonel quarterback to earn the honor.

YEAR-BY-YEAR RESULTS

YEAR	ALL	OVC	COACH	YEAR	ALL	OVC	COACH
1909	0-0-4	--	James Park	1962	6-3	4-2	Glenn Presnell
1910	1-4	--	Clyde Wilson	1963	2-8	1-6	Roy Kidd
1911	1-3-1	--	Clyde Wilson	1964	3-5-1	2-4-1	Roy Kidd
1912	3-4-1	--	Charles Keith	1965	4-4-1	4-2-1	Roy Kidd
1913	1-2	--	Ben Bernard	1966	7-3	4-3	Roy Kidd
1914	2-7	--	Ben Bernard	1967	8-1-2	5-0-2	Roy Kidd
1915	2-1-2	--	Ben Bernard	1968	8-2	7-0	Roy Kidd
1916	3-3	--	Ben Bernard	1969	6-4	4-3	Roy Kidd
1917	No Games Played			1970	8-2	5-2	Roy Kidd
1918	No Games Played			1971	6-4-1	3-4	Roy Kidd
1919	0-2	--	Clyde McCoy	1972	5-6	3-4	Roy Kidd
1920	2-1	--	Clyde McCoy	1973	7-4	4-3	Roy Kidd
1921	1-3-1	--	Clyde McCoy	1974	8-2	6-1	Roy Kidd
1922	2-3-2	--	George Hembree	1975	8-2-1	5-2	Roy Kidd
1923	2-5-1	--	George Hembree	1976	8-3	6-1	Roy Kidd
1924	5-3	--	George Hembree	1977	5-5	4-3	Roy Kidd
1925	3-3-1	--	George Hembree	1978	8-2	6-1	Roy Kidd
1926	4-5	--	George Hembree	1979	11-2	5-1	Roy Kidd
1927	5-4	--	George Hembree	1980	10-3	5-2	Roy Kidd
1928	0-6	--	George Hembree	1981	12-2	8-0	Roy Kidd
1929	1-8	--	Charles Hughes	1982	13-0	7-0	Roy Kidd
1930	1-7	--	Charles Hughes	1983	7-3-1	6-1	Roy Kidd
1931	2-5-1	--	Charles Hughes	1984	8-4	6-1	Roy Kidd
1932	2-1-2	--	Charles Hughes	1985	8-3	5-2	Roy Kidd
1933	1-2-3	--	Charles Hughes	1986	10-3-1	6-1	Roy Kidd
1934	1-6	--	Charles Hughes	1987	9-3	5-1	Roy Kidd
1935	4-4-1	--	Rome Rankin	1988	11-3	6-0	Roy Kidd
1936	7-2	--	Rome Rankin	1989	9-3	5-1	Roy Kidd
1937	5-2-1	--	Rome Rankin	1990	10-2	5-1	Roy Kidd
1938	6-1-1	--	Rome Rankin	1991	12-2	7-0	Roy Kidd
1939	6-3	--	Rome Rankin	1992	9-3	7-1	Roy Kidd
1940	8-0	--	Rome Rankin	1993	8-4	8-0	Roy Kidd
1941	7-1	--	Rome Rankin	1994	10-3	8-0	Roy Kidd
1942	4-2-2	--	Rome Rankin	1995	9-3	7-1	Roy Kidd
1943	No Games Played			1996	6-5	6-2	Roy Kidd
1944	No Games Played			1997	8-4	7-0	Roy Kidd
1945	4-3-1	--	Rome Rankin	1998	6-5	4-3	Roy Kidd
1946	5-4	--	Rome Rankin	1999	7-4	4-3	Roy Kidd
1947	5-4	--	Tom Samuels	2000	6-5	3-4	Roy Kidd
1948	8-3	3-2	Tom Samuels	2001	8-2	5-1	Roy Kidd
1949	4-4-1	2-2-1	Tom Samuels	2002	8-4	4-2	Roy Kidd
1950	6-4	4-2	Tom Samuels	2003	7-5	6-2	Danny Hope
1951	7-3	4-2	Tom Samuels	2004	6-5	6-2	Danny Hope
1952	3-4-1	0-3-1	Tom Samuels	2005	7-4	7-1	Danny Hope
1953	8-2	4-1	Tom Samuels	2006	6-5	5-3	Danny Hope
1954	8-1-1	5-0	Glenn Presnell	2007	9-3	8-0	Danny Hope
1955	5-4-1	3-2	Glenn Presnell	2008	8-4	7-1	Dean Hood
1956	4-5	2-3	Glenn Presnell	2009	5-6	5-3	Dean Hood
1957	4-5	3-2	Glenn Presnell	2010	6-5	5-2	Dean Hood
1958	3-6	3-3	Glenn Presnell	2011	7-5	6-2	Dean Hood
1959	3-6	2-4	Glenn Presnell				
1960	3-6-1	1-4-1	Glenn Presnell				
1961	4-5	3-3	Glenn Presnell				

OVC Championships (21)

1954, 1962*, 1967, 1968, 1974, 1976, 1981, 1982, 1983, 1984, 1986*, 1987*, 1988, 1990*, 1991, 1993, 1994, 1997, 2007, 2008, 2011*

* Co-Champions

NCAA FCS Playoff Appearances (20)

1979, 1980, 1981, 1982, 1983, 1984, 1986, 1987, 1988, 1989, 1990, 1991, 1992, 1993, 1994, 1995, 1997, 2007, 2008, 2011

National Championships (2)

1979, 1982

ALL-TIME COACHES

Coach	Years	Overall Record	OVC Record	OVC Titles	Playoff Appearances
James Park	1909	0-0-4 (.500)	-	-	-
Clyde Wilson	1910-11	2-7-1 (.250)	-	-	-
Charles Keith	1912	3-4-1 (.438)	-	-	-
Ben Bernard	1913-16	8-13-2 (.391)	-	-	-
Clyde McCoy	1919-21	3-6-1 (.350)	-	-	-
George Hembree	1922-28	21-29-4 (.426)	-	-	-
Charles "Turkey" Hughes	1929-34	8-29-6 (.256)	-	-	-
Rome Rankin	1935-46	56-22-6 (.702)	-	-	-
Tom Samuels	1947-53	41-24-2 (.627)	17-12-2 (.581)	0	-
Glenn Presnell	1954-63	43-49-3 (.463)	27-29-1 (.482)	2	-
Roy Kidd	1964-02	315-123-8 (.715)	207-61-4 (.768)	16	17
Danny Hope	2003-07	35-22 (.614)	32-8 (.800)	1	1
Dean Hood	2008-present	26-20 (.565)	23-8 (.742)	2	2



Burgess-Snow Field at JSU Stadium (24,000) - Opened in 1947.



JACKSONVILLE STATE GAMECOCKS



Dr. William Meehan
President



Warren Koegel
Athletics Director



Greg Seitz
Football Contact



Jack Crowe
Head Coach

2012 SCHEDULE

Sept. 1	at Arkansas	6:00 p.m.
	<i>First meeting</i>	
Sept. 10	Chattanooga (TV: WJXS)	6:00 p.m.
	<i>Chattanooga leads 25-11; Last Meeting: UTC won 38-17 (9/10/11)</i>	
Sept. 22	at Eastern Kentucky*	5:00 p.m.
	<i>Eastern Kentucky leads 5-4; Last Meeting: ECU won 52-48 (11/5/11)</i>	
Sept. 29	Southeast Missouri* (TV: WJXS)	3:00 p.m.
	<i>Jacksonville State leads 11-5; Last Meeting: JSU won 22-21 (11/12/11)</i>	
Oct. 6	at Tennessee Tech* (TV: WCTE)	7:00 p.m.
	<i>Jacksonville State leads 9-7; Last Meeting: TTU won 21-14 (10/29/11)</i>	
Oct. 13	at Eastern Illinois* (TV: WEIU)	1:30 p.m.
	<i>Jacksonville State leads 5-4; Last Meeting: JSU won 28-21 (9/24/11)</i>	
Oct. 20	Tennessee State* (TV: WJXS)	3:00 p.m.
	<i>Jacksonville State leads 6-1; Last Meeting: JSU won 38-16 (11/19/11)</i>	
Oct. 27	Murray State* (TV: WJXS) (HC)	3:00 p.m.
	<i>Jacksonville State leads 8-1; Last Meeting: JSU won 38-30 (10/1/11)</i>	
Nov. 3	at UT Martin* (TV: WLJT)	12:00 p.m.
	<i>Jacksonville State leads 27-6; Last Meeting: JSU won 24-23 (9/1/11)</i>	
Nov. 10	Austin Peay* (TV: WJXS)	3:00 p.m.
	<i>Jacksonville State leads 13-6-3; Last Meeting: JSU won 44-14 (10/15/11)</i>	
Nov. 17	at Florida	TBA
	<i>First meeting</i>	

* Denotes Ohio Valley Conference Matchup

Home Games in Bold HC - Homecoming

All Times Central and Subject to Change

QUICK FACTS

Basic Information

Location:	Jacksonville, Ala.
Enrollment:	9,504
Founded:	1883
Nickname:	Gamecocks
Colors:	Red and White
President:	Dr. William A. Meehan
Athletic Director:	Warren Koegel
Stadium (Capacity):	Burgess-Snow Field at JSU Stadium (24,000)
Surface:	Pro Grass Artificial

Media Relations

Football Contact:	Greg Seitz
Office Phone:	(256) 782-5279
Cell Phone:	(256) 453-3377
Fax:	(256) 782-5958
Email:	gseitz@jsu.edu
Web site:	www.JSUGamecockSports.com
Press Box Phone:	(256) 782-5585/5586

Team Information

Offense:	Multiple
Defense:	5-2
Lettermen Returning/Lost:	53/23
Offensive Starters Returning:	6
Defensive Starters Returning:	4
Specialist Starters Returning:	3
2011 Record/OVC Record (Finish):	7-4/6-2 (1st/tie)
Postseason:	none

All-Time Record/OVC Record:	504-357-4 (.585)/54-17 (.761)
Joined OVC:	2003
OVC Championships (Last):	3 (2011)
NCAA FCS Playoff Appearances (Last):	3 (2010)

PRESEASON DEPTH CHART

OFFENSE

SE	1	Trey Smith	6-2	220	Sr.
	6	Kevyn Cooper	6-1	197	Sr.
OT	58	Odie Rush	6-3	292	Sr.
	71	Johnny Ubi	6-6	302	So.
OG	72	Blake Burks	6-2	310	So.
	73	Colt Kennedy	6-6	300	Jr.
C	62	Max Holcombe	6-3	271	So.
	60	Clay Squires	6-1	280	So.
OG	69	Tori Mobley	6-3	280	Sr.
	64	Preston Hatcher	6-4	290	So.
OT	56	Tarik Milner	6-3	280	So.
	68	Taylor Johnstone	6-3	295	Jr.
QB	12	Marques Ivory	6-1	235	R-Sr.
	11	Coty Blanchard	6-0	185	Jr.
RB	7	Washaun Ealey	5-11	215	Sr.
	32	DeMarcus James	5-10	220	So.
FB	22	Jerry Slota	6-3	240	Jr.
	41	LaDarius Rodgers	5-9	198	Fr.
TE	84	Denzel Cheeks	6-6	215	Jr.
	80	Gavin Ellis	6-6	230	Jr.
FL	16	Alan Bonner	5-11	168	Sr.
	82	Gabriel Chambers	5-10	157	So.

DEFENSE

DE	96	DiMetrio Tyson	6-2	275	Sr.
	34	Mikel Whittier	6-3	212	Jr.
DT	92	Barry Stafford	6-0	295	Fr.
	94	Martez House	6-2	260	Fr.
NT	78	Caleb Lawrence	6-0	270	So.
	27	Sean Watson	6-2	290	So.
BAN	47	James Powell	6-1	210	Jr.
	55	Dustin Gayton	6-1	225	So.
LB	24	Nick Johnson	5-11	185	Sr.
	43	Santavious Oden	6-0	200	Fr.
LB	51	Rashad Smith	6-1	210	Jr.
	26	Jamaal Johnson	6-0	205	So.
LB	48	Ben Endress	6-1	200	So.
	36	Brenton Tolson	6-0	195	Jr.
CB	8	Rashod Byers	5-8	170	So.
	21	Denzel Bynum	5-11	160	So.
CB	38	Francis Duncan	5-11	167	Sr.
	2	Jermaine Hough	5-9	163	Fr.
FS	18	Robert Gray	5-11	195	Jr.
	14	Brooks Robinson	6-2	201	Sr.
SS	15	Pierre Warren	6-1	195	So.
	7	Desmond Brown	6-1	185	Fr.

SPECIAL TEAMS

PK	88	Griffin Thomas	5-11	170	Jr.
P	11	Coty Blanchard	6-0	185	Jr.
	19	Hamish MacInnees	6-1	175	Fr.
LS	80	Andrew Dean	5-10	225	So.
KR	16	Alan Bonner	5-11	168	Sr.
PR	16	Alan Bonner	5-11	168	Sr.

Returning Starters in Bold

Key Losses

RB	Calvin Middleton	723 yds., 8 touchdowns, 20 catches, 135 yds., 2 TD's
WR	James Shaw	25 catches, 218 yards
LB	Rodney Garrott	48 tackles, 7.5 TFL, 1.5 sacks, 6 QBH
DL	Jamison Wadley	45 tackles, 10.5 TFL, 3.0 sacks

PLAYERS TO WATCH

WASHAUN EALEY

Senior • Running Back
5-11 • 215 • Stillmore, Ga.

Named a Preseason All-American by the Sports Network...Preseason All-OVC selection...Was a first-team All-OVC selection last year after rushing for 1,082 yards (108.2 yards/game) and eight touchdowns for the Gamecocks...During the year he was named to the OVC Newcomer of the Week four times and was named to the league's All-Newcomer Team...Prior to playing at JSU, played two seasons at the University of Georgia, leading the Bulldogs in rushing both of those years...In 2010 he played in 12 games and rushed for 811 yards and 11 touchdowns...As a freshman in 2009 he rushed for 717 yards and three scores.



MARQUES IVORY

Redshirt Senior • Quarterback
6-1 • 235 • Warner-Robins, Ga.

Suffered an injury in the 2011 season-opener against UT Martin and missed the remainder of the season; received a medical redshirt and will be a senior this season...In 2010 passed for 2,248 yards and 18 touchdowns (while rushing for two additional scores)...Opened the season by being National Co-Player of the Week (along with teammate Coty Blanchard) after leading the Gamecocks to a double overtime victory at Ole Miss...Passed for a school record 444 yards and three touchdowns against Eastern Kentucky...In high school never lost a game as the starting quarterback, winning 30-straight games including back-to-back championships.



TEAM NOTES

- Jacksonville State claimed its third OVC Championship a season ago, going 6-2 in OVC games and sharing the title with Eastern Kentucky and Tennessee Tech. The Gamecocks also claimed OVC Championships in 2003 and 2004, the first two years the team was in the league.

- In 2011 Jacksonville State ranked 12th nationally in attendance, averaging 17,226 fans in five home games. In 2010, the first year in the expanded JSU Stadium, the program averaged 17,330 fans in six home games, which ranked seventh nationally.

- Burgess-Snow Field at JSU Stadium, home of the Gamecocks since 1947, finished an 18-month, \$47 million expansion that pushed the capacity to 24,000 prior to the 2010 season. The new facility consists of seven stories, with the bottom four floors dedicated to nearly 400 dorm beds. The top three floors include 33 luxury skyboxes, a new press area, coaches booths, radio and television broadcast facilities, and a game management booth.

- Since Burgess-Snow Field at JSU Stadium opened in 1947, Jacksonville State has posted an incredible 241-96-8 record at home. Under Crowe the Gamecocks are 42-19 all-time at home.

- Jacksonville State has scored in 123 consecutive games dating back to a 28-0 shutout by Troy in Jacksonville in 2000. It is the longest active streak among OVC teams. The NCAA Football Championship Subdivision (FCS) record for consecutive games scoring is 308 held by Montana; that streak is active entering the 2012 season.

NUMERICAL ROSTER

No.	Name	Pos.	Ht.	Wt.	Yr.	Hometown (Last School)
1	Trey Smith	WR	6-5	220	Sr.	Perry, Ga. (Western Michigan University)
2	Jermaine Hough	CB	5-9	163	Fr.	Hampton, Ga. (Lovejoy)
3	Ketrick Wolfe	BAN	6-1	225	Jr.	Sumrall, Miss. (Pearl River CC)
4	Telvin Brown	WR	5-9	167	Fr.	Carrollton, Ga. (Carrollton)
5	Washaun Ealey	RB	5-11	215	Sr.	Stillmore, Ga. (University of Georgia)
6	Kevyn Cooper	WR	6-1	197	Sr.	Warner Robins, Ga. (Northside)
7	Elijah Jenkins	QB	6-3	190	Fr.	Birmingham, Ala. (Parker)
7	Desmond Brown	DB	6-1	185	Fr.	Centre, Ala. (Clemson University)
8	Rashod Byers	CB	5-8	170	So.	Jacksonville, Fla. (First Coast)
9	Dushonta Broughton	DB	6-0	165	Fr.	Jonesboro, Ga. (Lovejoy)
10	Joshua Barge	SE	6-0	170	Fr.	Carrollton, Ga. (Carrollton)
11	Coty Blanchard	QB/P	6-0	185	Jr.	Leesburg, Ala. (Cherokee County)
12	Marques Ivory	QB	6-1	235	R-Sr.	Warner Robins, Ga. (Northside-Warner Robins)
13	Steven Coates	QB	6-2	190	So.	Decatur, Ga. (Southwest Dekalb)
14	Brooks Robinson	DB	6-2	201	Sr.	Opelika, Ala. (Opelika)
15	Pierre Warren	SAF	6-1	195	So.	Prattville, Ala. (Marbuy)
16	Alan Bonner	WR	5-11	168	Sr.	Newnan, Ga. (Newnan)
17	Rayce Whiddon	RB	5-10	180	So.	Niceville, Fla. (Niceville)
18	Robert Gray	DB	5-11	195	Jr.	Collinsville, Ala. (Collinsville)
19	Hamish MacInnes	P	6-1	175	Fr.	Victoria, Australia
20	Troymaine Pope	RB	5-9	198	Fr.	Anniston, Ala. (Anniston)
21	Denzel Bynum	CB	5-11	160	So.	Bridgeport, Ala. (North Jackson)
22	Jerry Slota	FB	6-3	240	Jr.	Golden, Colo. (DeAnza CC)
23	Brandon Bender	FS	5-9	165	R-Fr.	McCalla, Ala. (McAdory)
24	Nick Johnson	LB	5-11	185	Sr.	Fort Payne, Ala. (Fort Payne)
25	Tiger Williams	CB	5-7	175	Jr.	Lincoln, Ala. (Lincoln)
26	Jamaal Johnson	LB	6-0	205	So.	Piedmont, Ala. (Piedmont)
27	Sean Watson	DL	6-2	290	So.	Panama City, Fla. (Baylor University)
28	Keginald Harris	DB	6-3	200	Sr.	Town Creek, Ala. (Hazelwood)
29	Jeremy Nicholson	WR	5-10	172	Jr.	Brewton, Ala. (W.S. Neal)
30	Miles Jones	RB	5-10	204	Fr.	Kennesaw, Ga. (Allatoona)
31	Aries Lockhart	CB	5-9	175	Jr.	Kansas City, Mo. (Highland CC)
32	DaMarcus James	RB	5-10	220	So.	Demopolis, Ala. (Demopolis)
34	Mikel Whittier	OLB	6-3	212	Jr.	St. Louis, Mo. (South Dakota State University)
35	Steven Snyder	LB	6-4	200	Fr.	Stockbridge, Ga. (Stockbridge)
36	Brenton Tolson	LB	6-0	195	Jr.	Anniston, Ala. (Anniston)
37	Jordan Jackson	DL	6-3	240	Fr.	Tallahassee, Fla. (Florida High)
38	Francis Duncan	CB	5-11	167	Sr.	Cartersville, Ga. (Cartersville)
39	Blake Glaze	LB	5-11	195	Fr.	Lanett, Ala. (Springwood)
40	Tyler Hughes	S	5-11	185	Fr.	Northport, Ala. (American Christian)
41	LaDarius Rodgers	FB	5-9	198	Fr.	Leeds, Ala. (Leeds)
42	Leon Jones	LB	6-1	225	Fr.	Madison, Ala. (East Limestone)
43	Santavious Oden	LB	6-0	200	Fr.	Childersburg, Ala. (Childersburg)
44	Kyle Pope	LB	6-1	230	R-Fr.	Sylcauga, Ala. (Sylacauga)
46	Luke Haggerty	LB	6-2	215	R-Fr.	Stuart, Fla. (Martin County)
47	James Powell	OLB	6-1	210	Jr.	Lawrenceville, Ga. (Mill Creek)
48	Ben Endress	LB	6-1	220	So.	Ashland, Ala. (Clay County)
49	Erick Butler	DE	6-7	215	Fr.	Tuskegee, Ala. (Booker T. Washington)
50	Chase Williams	LB	6-0	212	So.	Boaz, Ala. (Boaz)
51	Rashad Smith	LB	6-1	210	Jr.	Ft. Walton Beach, Fla. (Fort Walton Beach)
53	JaJuan Lee	OLB	6-1	195	Fr.	Montgomery, Ala. (Jeff Davis)
55	Dustin Gayton	LB	6-1	225	So.	Cumming, Ga. (West Forsyth)
56	Tarik Milner	OL	6-3	280	So.	Powder Springs, Ga. (McEachern)
58	Odie Rush	OL	6-3	292	Sr.	Starkville, Miss. (East Mississippi CC)
59	Andrew Dean	LS	5-10	220	So.	Fayetteville, Ga. (Whitewater)
60	Clay Squires	C	6-1	280	So.	Satsuma, Ala. (Satsuma)
61	Nick Johnson	OL	6-2	250	Fr.	Dadeville, Ala. (Fort Payne)
62	Max Holcombe	C	6-3	271	So.	Tuscaloosa, Ala. (Hillcrest)
63	Adam Wright	OL	6-2	270	Fr.	Clay, Ala. (Clay-Chalkville)
64	Preston Hatcher	OL	6-4	290	So.	Dothan, Ala. (Northview)
67	John Clark Barefield	OL	6-2	268	Fr.	Duluth, Ga. (Lambert)
68	Taylor Johnstone	OL	6-3	295	Jr.	Douglasville, Ga. (Chapel Hill)
69	Tori Mobley	OL	6-3	280	Sr.	Columbus, Ga. (Carver)
70	Calvin Baker	OL	6-3	295	Fr.	Oxford, Ala. (Oxford)
71	Johnny Ubi	OL	6-6	302	So.	Meridianville, Ala. (Hazel Green)
72	Blake Burks	OL	6-2	310	So.	Hoover, Ala. (Hoover)
73	Colt Kennedy	OL	6-6	300	Jr.	Nicholls, Ga. (Coffee County)
74	Terrence Pendleton	NT	6-0	329	So.	Athens, Ala. (Tanner)
75	Thomas Williams	OL	6-5	302	Fr.	Chickawsaw, Ala. (Vigor)
76	Tristian Hardin	OL	6-6	291	So.	Birmingham, Ala. (Erwin)
77	Austin Parker	OL	6-2	295	Fr.	Sugar Hill, Ga. (North Gwinnett)
78	Trey Coleman	OL	6-5	321	Fr.	Dorchester, S.C. (Dorchester)
80	Gavin Ellis	TE	6-6	230	Jr.	Cullman, Ala. (Troy University)
81	Luke Smith	TE	6-4	240	R-Fr.	Sarasota, Fla. (Naval Academy)
82	Gabriel Chambers	WR	5-10	157	So.	Centre, Ala. (Cherokee County)
83	Markis Merrill	WR	6-1	205	Fr.	St. Augustine, Fla. (St. Augustine)
84	Denzel Cheeks	TE	6-6	245	Sr.	Swainsboro, Ga. (Swainsboro)
85	Spencer Goffigan	TE	6-2	215	Fr.	Myrtle Beach, S.C. (Conway)
86	John Mark Mintz	TE	6-2	295	Fr.	Ragland, Ala. (Ragland)
87	Dalton Screws	WR	5-11	170	Fr.	Anniston, Ala. (Wellborn)
88	Griffin Thomas	PK	5-11	170	Jr.	Snellville, Ga. (South Gwinnett)
89	J.B. Stephens	WR	6-3	185	Fr.	Bowdon, Ga. (Bowdon)
90	B.J. Dorsey	DE	6-3	230	Fr.	Dahlonega, Ga. (Lumpkin County)
92	Barry Stafford	LB	6-0	295	Jr.	Atlanta, Ga. (Chamblee)
94	Martez House	LB	6-2	260	R-Fr.	Crestview, Fla. (Crestview)
96	DiMetrio Tyson	DE	6-2	275	Sr.	Elba, Ala. (Elba)
99	Caleb Lawrence	DL	6-0	270	So.	Opelika, Ala. (Opelika)

ALPHABETICAL ROSTER

No.	Name	Pos.	Yr.
70	Calvin Baker	OL	Fr.
67	John Clark Barefield	OL	Fr.
10	Joshua Barge	SE	Fr.
23	Brandon Bender	FS	R-Fr.
11	Coty Blanchard	QB/P	Jr.
16	Alan Bonner	WR	Sr.
9	Dushonta Broughton	DB	Fr.
7	Desmond Brown	DB	Fr.
4	Telvin Brown	WR	Fr.
72	Blake Burks	OL	So.
49	Erick Butler	DE	Fr.
8	Rashod Byers	CB	So.
21	Denzel Bynum	CB	So.
82	Gabriel Chambers	WR	So.
84	Denzel Cheeks	TE	Sr.
13	Steven Coates	QB	So.
78	Trey Coleman	OL	Fr.
6	Kevyn Cooper	WR	Sr.
59	Andrew Dean	LS	So.
90	B.J. Dorsey	DE	Fr.
38	Francis Duncan	CB	Sr.
5	Washaun Ealey	RB	Sr.
80	Gavin Ellis	TE	Jr.
48	Ben Endress	LB	So.
55	Dustin Gayton	LB	So.
39	Blake Glaze	LB	Fr.
85	Spencer Goffigan	TE	Fr.
18	Robert Gray	DB	Jr.
46	Luke Haggerty	LB	R-Fr.
76	Tristian Hardin	OL	So.
28	Keginald Harris	DB	Sr.
64	Preston Hatcher	OL	So.
62	Max Holcombe	C	So.
2	Jermaine Hough	CB	Fr.
94	Martez House	LB	R-Fr.
40	Tyler Hughes	S	Fr.
12	Marques Ivory	QB	R-Sr.
37	Jordan Jackson	DL	Fr.
32	DaMarcus James	RB	So.
7	Elijah Jenkins	QB	Fr.
26	Jamaal Johnson	LB	So.
24	Nick Johnson	LB	Sr.
61	Nick Johnson	OL	Fr.
68	Taylor Johnstone	OL	Jr.
42	Leon Jones	LB	Fr.
30	Miles Jones	RB	Fr.
73	Colt Kennedy	OL	Jr.
99	Caleb Lawrence	DL	So.
53	JaJuan Lee	OLB	Fr.
31	Aries Lockhart	CB	Jr.
19	Hamish MacInnes	P	Fr.
83	Markis Merrill	WR	Fr.
56	Tarik Milner	OL	So.
86	John Mark Mintz	TE	Fr.
69	Tori Mobley	OL	Sr.
29	Jeremy Nicholson	WR	Jr.
43	Santavious Oden	LB	Fr.
77	Austin Parker	OL	Fr.
74	Terrence Pendleton	NT	So.
44	Kyle Pope	LB	R-Fr.
20	Troymaine Pope	RB	Fr.
47	James Powell	OLB	Jr.
14	Brooks Robinson	DB	Sr.
41	LaDarius Rodgers	FB	Fr.
58	Odie Rush	OL	Sr.
87	Dalton Screws	WR	Fr.
22	Jerry Slota	FB	Jr.
81	Luke Smith	TE	R-Fr.
51	Rashad Smith	LB	Jr.
1	Trey Smith	WR	Sr.
35	Steven Snyder	LB	Fr.
60	Clay Squires	C	So.
92	Barry Stafford	LB	Jr.
89	J.B. Stephens	WR	Fr.
88	Griffin Thomas	PK	Jr.
36	Brenton Tolson	LB	Jr.
96	DiMetrio Tyson	DE	Sr.
71	Johnny Ubi	OL	So.
15	Pierre Warren	SAF	So.
27	Sean Watson	DL	So.
17	Rayce Whiddon	RB	So.
34	Mikel Whittier	OLB	Jr.
50	Chase Williams	LB	So.
75	Thomas Williams	OL	Fr.
25	Tiger Williams	CB	Jr.
3	Ketrick Wolfe	BAN	Jr.
63	Adam Wright	OL	Fr.



Jack Crowe begins his 13th season at the helm of the JSU program in 2012. He led the Gamecocks to back-to-back Conference titles in the program's first two years in the OVC. The team claimed its third OVC title a season ago, sharing the championship with Eastern Kentucky and Tennessee Tech.

JACK CROWE

HEAD COACH

13TH SEASON (18TH OVERALL)

95-82 CAREER RECORD

81-52 AT JACKSONVILLE STATE

Birthdate: April 6, 1948

Hometown: Birmingham, Ala.

College: UAB, 1970 (Chemistry)

Career Record

Year	School	Overall	Conf. (Finish)
1977	Livingston	2-8	
1978	Livingston	3-7	
1990	Arkansas	3-8	1-7 (7th)
1991	Arkansas	6-6	5-3 (2nd-t)
1992	Arkansas	0-1	-
2000	Jacksonville State	4-6	2-5 (6th)
2001	Jacksonville State	5-6	2-4 (5th)
2002	Jacksonville State	5-6	2-4 (5th-t)
2003	Jacksonville State	8-4	7-1 (1st)
2004	Jacksonville State	9-2	7-1 (1st)
2005	Jacksonville State	6-5	6-2 (3rd)
2006	Jacksonville State	6-5	5-3 (4th-t)
2007	Jacksonville State	6-5	5-3 (3rd-t)
2008	Jacksonville State	8-3	6-2 (2nd)
2009	Jacksonville State	8-3	6-1 (n/a)
2010	Jacksonville State	9-3	6-2 (2nd-t)
2011	Jacksonville State	7-4	6-2 (1st-t)

ASSISTANT COACHES

Offensive Coordinator/Quarterbacks: Ronnie Letson
 Alma Mater: Ole Miss, 1999 (9th season)

Defensive Coordinator: Chris Boone
 Alma Mater: Southern Miss, 1996 (2nd season)

Offensive Line: Adam Ross
 Alma Mater: Jacksonville State, 2003 (11th season)

Defensive Line: Davern Williams
 Alma Mater: Troy, 2002 (4th season)

Running Backs/Recruiting Coordinator: Jimmy Ogle
 Alma Mater: Tennessee, 1999 (13th season)

Receivers/Special Teams: Max Thurmond
 Alma Mater: Jacksonville State, 2002 (11th season)

Safeties: Matt Wannebo
 Alma Mater: Hamline, 1982 (13th season)

Cornerbacks: Brandon Cooper
 Alma Mater: UT Martin, 2006 (2nd season)

Tight Ends: Tommy Joe Whiddon
 Alma Mater: Jacksonville State, 2009 (2nd season)

CAREER HIGHLIGHTS

• Crowe is the winningest active coach in the Ohio Valley Conference with a 76.1 percent winning percentage in OVC-only games. He has guided the Gamecocks to a mark of 54-17, while posting the best record in the OVC in 2003, 2004, 2009 and 2011. Crowe has guided the Gamecocks to nine consecutive winning seasons, the longest such streak in almost 20 years.

• To begin the 2010 season, Crowe led JSU to a 49-48 double overtime victory over Ole Miss, marking the first win for an OVC team over a SEC squad since the league was founded in 1948. The Gamecocks would go on to win nine games during the season and host a home playoff game (the first OVC school to do that since 2006).

• Crowe took over the reins of the Gamecocks program in 2000 when the program was competing in the Southland Football Conference. The program became a member of the OVC in all sports in 2003 and Crowe led JSU to a 7-1 League record and OVC Championship. He repeated the feat the next season, once again amassing a 7-1 OVC mark and capturing the OVC Championship.

• Crowe did not play college football, instead he concentrated on baseball at Jefferson State Junior College and later UAB after playing both sports in high school. After graduation, he was the offensive coordinator at Oxford High School, helping the program to a 21-1-1 mark and a 1972 conference title.

• Crowe later moved onto the offensive coordinator job at Livingston University, where he later became the head coach. That was followed by offensive coordinator jobs at North Alabama, Wyoming, Auburn, Clemson and Arkansas, before he took over the head coaching job for the Razorbacks in 1991. Between his time at Arkansas and Jacksonville State, Crowe was the offensive coordinator at Baylor (1993-95). Crowe's teams won a SEC Championship (1983), three Atlantic Coast titles (1986-88) and a Southwest Conference Championship (1994).

• In his time at Auburn he helped coach Bo Jackson, who went on to win the Heisman Trophy and became one of the most famous two-sport stars in professional sports.

2011 TEAM STATISTICS

	<u>JSU</u>	<u>Opponent</u>				
SCORING	324	295				
Points Per Game	29.5	26.8				
FIRST DOWN	213	212				
Rushing	125	95				
Passing	76	108				
Penalty	12	9				
RUSHING YARDAGE	2419	1827				
Yards Gained Rushing	2667	2036				
Yards Lost Rushing	248	209				
Rushing Attempts	509	400				
Average Per Rush	4.8	4.6				
Average Per Game	219.9	166.1				
TDs Rushing	24	19				
PASSING YARDAGE	1795	2480				
Comp-Att-Int	145-234-5	201-332-17				
Average Per Pass	7.7	7.5				
Average Per Catch	12.4	12.3				
Average Per Game	163.2	225.5				
TDs Passing	13	17				
TOTAL OFFENSE	4214	4307				
Total Plays	743	732				
Average Per Play	5.7	5.9				
Average Per Game	383.1	391.5				
TIME OF POSSESSION/GAME	31:18	28:20				
3RD DOWN CONVERSIONS	62/152	52/141				
3rd-Down Pct.	41%	37%				
4TH DOWN CONVERSIONS	9/14	8/13				
4th-Down Pct.	64%	62%				
RED-ZONE SCORES	32-38 (84%)	29-39 (74%)				
RED-ZONE TOUCHDOWNS	25-38 (66%)	24-39 (62%)				
PAT-ATTEMPTS	39-42 (93%)	35-38 (92%)				
ATTENDANCE	86,128	83,428				
Games/Avg. Per Game	5/17,226	6/13,905				
Neutral Site Games	-	0/0				
<u>SCORE BY QUARTERS</u>	<u>1st</u>	<u>2nd</u>	<u>3rd</u>	<u>4th</u>	<u>OT</u>	<u>Total</u>
Jacksonville State	62	89	81	92	-	324
Opponents	86	85	52	72	-	295

2011 INDIVIDUAL STATISTICS

RUSHING						
<u>Player</u>	<u>G</u>	<u>Att.</u>	<u>Yds.</u>	<u>Avg.</u>	<u>TD</u>	<u>Yds./G</u>
Washaun Ealey	10	178	1082	6.1	8	108.2
Calvin Middleton	11	167	723	4.3	8	65.7
Coty Blanchard	11	106	427	4.0	6	38.8
DaMarcus James	8	13	59	4.5	0	7.4
PASSING						
<u>Player</u>	<u>G</u>	<u>Comp-Att.</u>	<u>Pct.</u>	<u>Yds.</u>	<u>TD/Int.</u>	<u>Avg.</u>
Coty Blanchard	11	135-212	63.7	1703	12/5	154.8
Marques Ivory	1	5-10	50.0	56	1/1	56.0
Thomas Darrah	6	4-9	44.4	29	0/0	4.8
RECEIVING						
<u>Player</u>	<u>G</u>	<u>No.</u>	<u>Yds.</u>	<u>Avg.</u>	<u>TD</u>	<u>Yds./G</u>
Alan Bonner	11	33	582	17.6	3	52.9
James Shaw	11	25	218	8.7	0	19.8
Trey Smith	11	24	300	12.5	2	27.3
Calvin Middleton	11	20	135	6.8	2	12.3
Kevyn Cooper	11	19	265	13.9	1	24.1
SCORING						
<u>Player</u>	<u>G</u>	<u>TD</u>	<u>Xpt.</u>	<u>FG</u>	<u>Pts.</u>	<u>Pts./G</u>
James Esco	11	-	39-42	9-10	66	6.0
Calvin Middleton	11	10	-	-	60	5.5
Washaun Ealey	10	9	-	-	54	5.4
Coty Blanchard	11	6	-	-	36	3.3
TACKLES						
<u>Player</u>	<u>G</u>	<u>Solo</u>	<u>Asst.</u>	<u>Total</u>	<u>TFL</u>	<u>Sacks</u>
Rashad Smith	11	59	18	77	3.5	0
Clarence Jackson	7	25	24	49	5.0	1.0
Rodney Garrott	11	31	17	48	7.5	1.5
Jamison Wadley	11	34	11	45	10.5	3.0
Brannon Byrd	11	25	14	39	2.5	1.0
INTERCEPTIONS						
<u>Player</u>	<u>G</u>	<u>No.</u>	<u>Yds.</u>	<u>Avg.</u>	<u>TD</u>	<u>PBU</u>
Pierre Warren	11	3	106	35.3	1	2
A.J. Davis	11	2	39	19.5	0	3
Robert Gray	11	2	2	1.0	0	2
Jawaan Booker	11	2	59	29.5	0	4

Returning Players in Bold



2011 SCHEDULE AND RESULTS

<u>Date</u>	<u>Opponent</u>	<u>Result</u>	<u>Attendance</u>
9/1	UT Martin*	W, 24-23	17,919
9/10	at #23 Chattanooga	L, 38-17	12,185
9/17	Georgia State	W, 37-21	17,618
9/24	Eastern Illinois*	W, 28-21	14,813
10/1	at Murray State*	W, 38-30	3,838
10/15	at Austin Peay*	W, 44-14	5,186
10/22	at Kentucky	L, 38-14	54,098
10/29	#19 Tennessee Tech*	L, 21-14	18,933
11/5	Eastern Kentucky*	L, 52-48	16,845
11/12	at Southeast Missouri*	W, 22-21	1,984
11/19	at Tennessee State*	W, 38-16	6,137

* - Ohio Valley Conference Contest

Home Games in Bold

TEAM RECORDS

INDIVIDUAL RUSHING

Most Attempts

Game: 39 - Boyce Callahan vs. Livingston (1972)
Season: 228 - Boyce Callahan (1972)
Career: 800 - Boyce Callahan (1970-73)

Most Yards

Game: 298 - Kory Chapman vs. UT Martin (2003)
Season: 1,417 - Rondy Rogers (2001)
Career: 4,237 - Boyce Callahan (1970-73)

INDIVIDUAL PASSING

Most Attempts

Game: 53 - Reggie Stencil vs. Stephen F. Austin (1999)
Season: 418 - Montressa Kirby (1997)
Career: 1,027 - Ed Lett (1979-82)

Most Completions

Game: 30 - Marques Ivory vs. Eastern Ky. (2010)
Season: 218 - Montressa Kirby (1987)
Career: 563 - Ed Lett (1979-82)

Most Yards

Game: 444 - Marques Ivory vs. Eastern Ky. (2010)
Season: 2,817 - Montressa Kirby (1997)
Career: 7,145 - Ed Lett (1979-82)


INDIVIDUAL RECEIVING

Most Receptions

Game: 14 - Donald Young vs. North Alabama (1978)
Season: 62 - Ronald Bonner (1997)
Career: 178 - Joey Hamilton (1996-99)

Most Receiving Yards

Game: 247 - Ronald Bonner vs. Northwestern St. (1997)
Season: 1,010 - Ronald Bonner (1997)
Career: 2,903 - Joey Hamilton (1996-99)



After his playing days at JSU (1986-88), Eric Davis went on to play in the NFL (with San Francisco and Carolina) and played in Super Bowl XXIX.

YEAR-BY-YEAR RESULTS

YEAR	ALL	OVC	COACH	YEAR	ALL	OVC	COACH
1904	1-4-0	--	C.A. Holton	1958	5-4-0	--	Don Salls
1905	1-1-0	--	C. A. Holton	1959	6-2-1	--	Don Salls
1906	No Games Played			1960	3-6-0	--	Don Salls
1907	No Games Played			1961	5-4-0	--	Don Salls
1908	4-3-0	--	Earl Wells	1962	4-3-2	--	Don Salls
1909	0-2-0	--	F.A. Harwood	1963	4-4-1	--	Don Salls
1910	1-3-2	--	G.W. Penton	1964	4-4-1	--	Don Salls
1911	3-2-1	--	Ben Harris	1965	7-2-0	--	Jim Blevins
1912	1-4-0	--	Ben Harris	1966	8-2-0	--	Jim Blevins
1913	5-2-1	--	Ben Harris	1967	4-5-1	--	Jim Blevins
1914	3-1-0	--	Ben Harris	1968	3-6-0	--	Jim Blevins
1915	5-2-0	--	Ben Harris	1969	3-6-0	--	Charley Pell
1916	2-4-1	--	Ben Harris	1970	10-0-0	--	Charley Pell
1917	9-0-1	--	Ben Harris	1971	6-3-0	--	Charley Pell
1918	1-2-1	--	Ben Harris	1972	7-2-1	--	Charley Pell
1919	3-4-1	--	Ben Harris	1973	7-2-0	--	Charley Pell
1920	7-1-1	--	J.W. Stepehnson	1974	7-4-0	--	C. Mayfield
1921	5-2-2	--	J.W. Stephenson	1975	7-3-0	--	C. Mayfield
1922	4-4-0	--	C.C. Bush	1976	6-4-0	--	C. Mayfield
1923	3-2-1	--	C.C. Bush	1977	11-3-0	--	Jim Fuller
1924	6-3-0	--	C.C. Bush	1978	7-3-0	--	Jim Fuller
1925	1-6-0	--	Earl Wren	1979	4-6-0	--	Jim Fuller
1926	1-7-0	--	Al Clemmons	1980	8-3-0	--	Jim Fuller
1927	2-4-1	--	Al Clemmons	1981	8-3-0	--	Jim Fuller
1928	5-2-0	--	Al Clemmons	1982	10-2-0	--	Jim Fuller
1929	5-3-0	--	J.W. Stephenson	1983	6-5-0	--	Jim Fuller
1930	4-3-1	--	J.W. Stephenson	1984	4-5-1	--	Joe Hollis
1931	0-9-1	--	T.B. Shotts	1985	3-6-1	--	Bill Burgess
1932	2-3-1	--	T.B. Shotts	1986	5-4-1	--	Bill Burgess
1933	2-5-1	--	T.B. Shotts	1987	5-4-1	--	Bill Burgess
1934	5-4-0	--	T.B. Shotts	1988	10-2-0	--	Bill Burgess
1935	2-5-0	--	T.B. Shotts	1989	13-1-0	--	Bill Burgess
1936	1-3-1	--	T.B. Shotts	1990	9-3-0	--	Bill Burgess
1937	0-5-0	--	T.B. Shotts	1991	12-1-0	--	Bill Burgess
1938	1-6-1	--	C.C. Dillon	1992	12-1-1	--	Bill Burgess
1939	0-7-2	--	C.C. Dillon	1993	3-7-0	--	Bill Burgess
1940	3-5-0	--	Osmo Smith	1994	4-7-0	--	Bill Burgess
1941	No Games Played			1995	7-4	--	Bill Burgess
1942	No Games Played			1996	1-9	--	Bill Burgess
1943	No Games Played			1997	1-10	--	Mike Williams
1944	No Games Played			1998	7-4	--	Mike Williams
1945	1-1-0	--	C.C. Dillon	1999	1-10	--	Mike Williams
1946	3-5-1	--	Don Salls	2000	4-6	--	Jack Crowe
1947	9-0-0	--	Don Salls	2001	5-6	--	Jack Crowe
1948	8-1-1	--	Don Salls	2002	5-6	--	Jack Crowe
1949	6-3-0	--	Don Salls	2003	8-4	7-1	Jack Crowe
1950	6-2-1	--	Don Salls	2004	9-2	7-1	Jack Crowe
1951	3-3-2	--	Don Salls	2005	6-5	6-2	Jack Crowe
1952	3-6-0	--	Don Salls	2006	6-5	5-3	Jack Crowe
1953	3-5-1	--	Don Salls	2007	6-5	5-3	Jack Crowe
1954	7-2-1	--	Don Salls	2008	8-3	6-2	Jack Crowe
1955	10-1-0	--	Don Salls	2009	8-3	6-1	Jack Crowe
1956	5-3-0	--	Don Salls	2010	9-3	6-2	Jack Crowe
1957	4-4-0	--	Don Salls	2011	7-4	6-2	Jack Crowe

OVC Championships (3)

2003, 2004, 2011*

* Co-Champions

NCAA FCS Playoff Appearances (3)

2003, 2004, 2010

ALL-TIME COACHES

Coach	Years	Overall Record	OVC Record	OVC Titles	Playoff Appearances
C.A. Holton	1904-05	2-5 (.286)	-	-	-
Milton Harper	1906	No Record	-	-	-
G.Z. Henderson	1906-07	No Record	-	-	-
Earl Wells	1908	4-3 (.571)	-	-	-
F.A. Harwood	1909	0-2 (.000)	-	-	-
Ernest Jones	1910	1-3-2 (.500)	-	-	-
Ben Harris	1911-19	29-13-8 (.656)	-	-	-
J.W. Stephenson	1920-21, 29-30	21-8-3 (.703)	-	-	-
C.C. Bush	1922-24	9-5 (.643)	-	-	-
Earl Wren	1925	1-6 (.143)	-	-	-
Al Clemmons	1926-28	8-13-1 (.386)	-	-	-
T.B. Shotts	1931-37	18-24-4 (.435)	-	-	-
C.C. Dillon	1938-39, 45	2-16-3 (.167)	-	-	-
Osmo Smith	1940	3-5 (.375)	-	-	-
Don Salls	1946-52, 54-64	95-57-11 (.647)	-	-	-
Ray Wedgeworth	1953	3-5-1 (.388)	-	-	-
Jim Blevins	1965-68	22-15-1 (.592)	-	-	-
Charley Pell	1969-73	33-13-1 (.713)	-	-	-
Clarkie Mayfield	1974-76	20-11 (.645)	-	-	-
Jim Fuller	1977-83	54-25-0 (.683)	-	-	-
Joe Hollis	1984	4-5-1 (.450)	-	-	-
Bill Burgess	1985-96	84-49-4 (.628)	-	-	-
Mike Williams	1997-99	9-17 (.364)	-	-	-
Jeff Richards	1999	1-5 (.166)	-	-	-
Jack Crowe	2000-present	81-52 (.609)	54-17 (.761)	3	3



Roy Stewart Stadium (16,800) - Opened in 1973.



MURRAY STATE RACERS



Dr. Randy Dunn
President



Allen Ward
Athletics Director



John Brush
Football Contact



Chris Hatcher
Head Coach

2012 SCHEDULE

Sept. 1	at Florida State (TV: ESPN3)	5:00 p.m.
	<i>First meeting</i>	
Sept. 8	Central Arkansas	6:00 p.m.
	<i>Central Arkansas leads 2-0-1; Last Meeting: UCA won 21-20 (9/18/10)</i>	
Sept. 15	at Missouri State	7:00 p.m.
	<i>Murray State leads 5-1; Last Meeting: MSU won 72-59 (10/9/10)</i>	
Sept. 22	at Eastern Illinois* (TV: WEIU)	6:30 p.m.
	<i>Eastern Illinois leads 14-13; Last Meeting: MSU won 36-27 (10/15/11)</i>	
Sept. 29	Tennessee Tech*	6:00 p.m.
	<i>Tenn. Tech leads 41-35-1; Last Meeting: Murray St. won 38-37 (11/5/11)</i>	
Oct. 6	at Austin Peay*	6:00 p.m.
	<i>Murray State leads 32-13; Last Meeting: MSU won 56-24 (11/12/11)</i>	
Oct. 13	UT Martin* (HC)	3:00 p.m.
	<i>Murray State leads 35-15-1; Last Meeting: UT Martin won 48-26 (9/22/11)</i>	
Oct. 27	at Jacksonville State* (TV: WJXS)	3:00 p.m.
	<i>Jacksonville State leads 8-1; Last Meeting: JSU won 38-30 (10/1/11)</i>	
Nov. 3	Tennessee State*	1:00 p.m.
	<i>Murray State leads 12-11; Last Meeting: MSU won 58-27 (9/17/11)</i>	
Nov. 10	at Eastern Kentucky*	12:00 p.m.
	<i>Eastern Ky. leads 42-25-4; Last Meeting: ECU won 34-33 (10/29/11)</i>	
Nov. 17	Southeast Missouri*	1:00 p.m.
	<i>Murray State leads 37-8-1; Last Meeting: MSU won 35-34 (11/19/11)</i>	

* Denotes Ohio Valley Conference Matchup

Home Games in Bold HC - Homecoming

All Times Central and Subject to Change

QUICK FACTS

Basic Information

Location:	Murray, Ky.
Enrollment:	10,558
Founded:	1922
Nickname:	Racers
Colors:	Navy and Gold
President:	Dr. Randy J. Dunn
Athletic Director:	Allen Ward
Stadium (Capacity):	Roy Stewart Stadium (16,800)
Surface:	FieldTurf

Media Relations

Football Contact:	John Brush
Office Phone:	(270) 809-7044
Cell Phone:	(270) 293-0590
Fax:	(270) 809-6814
Email:	jbrush@murraystate.edu
Web site:	www.GoRacers.com
Press Box Phone:	(270) 809-6811

Team Information

Offense:	Spread
Defense:	4-3
Lettermen Returning/Lost:	32/17
Offensive Starters Returning:	8
Defensive Starters Returning:	8
Specialist Starters Returning:	1
2010 Record/OVC Record (Finish):	7-4/5-3 (4th)
Postseason:	none

All-Time Record/OVC Record:	454-389-36 (.537)/208-215-9 (.492)
Joined OVC:	1948
OVC Championships (Last):	8 (2002)
NCAA FCS Playoff Appearances (Last):	5 (2002)

PRESEASON DEPTH CHART

OFFENSE

WR	1	HB Beauford	6-0	175	Sr.
	17	Dontel Watkins	6-2	189	Sr.
WR	85	Nevar Griffin	6-2	210	So.
	16	Anthony Hayes	6-0	210	Jr.
OT	77	Drew Kelley	6-4	280	So.
	63	Zach Littlefield	6-4	275	So.
OG	57	Hunter Hogan	6-2	290	Jr.
	63	Zach Littlefield	6-4	275	So.
C	61	Harris Bivin	6-3	285	Jr.
	71	Brock Rydecki	6-2	277	Sr.
OG	70	Andy Mahoney	6-2	278	Sr.
	73	Robert Olive	6-3	295	R-Fr.
OT	62	Roderick Tomlin	6-5	286	Sr.
	66	Trevor Wallace	6-3	270	Sr.
QB	12	Casey Brockman	6-2	225	Sr.
	13	Spencer Phillips	6-1	190	R-Jr.
RB	27	Duane Brady	5-8	165	So.
	38	Marquise Grizzle	5-7	173	Fr.
WR	7	Ja-Vonta Trotter	5-10	175	Sr.
	22	Jordan Morrow	5-6	160	Jr.
WR	9	Walter Powell	6-0	165	Jr.
	80	Kendarian Jennings	6-2	185	So.

DEFENSE

DE	44	Kevin Robinson	6-1	255	Jr.
	55	Adrian Dinkins	6-3	260	Jr.
DT	51	Tevin Wells	6-2	285	Sr.
	92	Jeremy Brackett	6-1	250	Jr.
NT	90	Tyler Evans	6-2	299	Jr.
	99	Chris Staten	5-11	290	Sr.
FOX	91	Ayo Ojolola	6-3	235	Jr.
	96	Zac Ross	6-2	220	R-Jr.
LB	2	Corey Addison	6-0	204	Jr.
	32	Chris Scurry	5-11	205	R-Fr.
LB	52	Sam Small	6-1	230	Sr.
	39	Blake Salter	5-11	205	Jr.
LB	15	Qua Huzzie	5-11	237	Jr.
	26	TJ Denson	5-9	185	Jr.
CB	23	Darrian Skinner	5-11	190	Jr.
	8	Julian Whitehead	5-9	190	Sr.
CB	21	Darius Buck	5-9	175	Sr.
	4	Josh Manning	5-9	175	Jr.
BAN	19	Jarius Williams	5-11	194	Sr.
	8	Julian Whitehead	5-9	190	Sr.
ROV	36	Brandon Wicks	5-11	180	Jr.
	31	Darian Yahyavi	6-0	190	Jr.

SPECIAL TEAMS

PK	42	Jordan Benton	5-9	169	R-So.
	97	Marc Wynstra	5-9	150	R-Fr.
P	41	Ron Pavlik	6-0	180	R-Fr.
	83	Steven Mix	6-1	205	So.
LS	57	Hunter Hogan	6-2	290	Jr.
	86	Josh Brown	5-11	200	Jr.
HO	89	Carson Beyer	5-9	170	So.
	12	Casey Brockman	6-2	225	Sr.
KR	27	Duane Brady	5-8	165	So.
	9	Walter Powell	6-0	165	Jr.
PR	9	Walter Powell	6-0	165	Jr.
	7	Ja-Vonta Trotter	5-10	175	Sr.

Returning Starters in Bold

Key Losses

RB	Mike Harris	1018 yards, 13 TD's; 1st-Team All-OVC
WR	Arthur Brackett	32 catches, 418 yards, 2 touchdowns
K/P	Kienan Cullen	15-17 FGs, 2nd-Team All-OVC, 40.7 yards/punt
DB	Dontrell Johnson	40 tackles, 1 INT, 16.2 yards/punt return

PLAYERS TO WATCH

CASEY BROCKMAN

Senior • Quarterback
6-2 • 215 • Murray, Ky.



One of 20 players on the initial Walter Payton Award Watch List for 2012; Brockman finished 11th in the 2011 Payton Award voting...Named OVC Preseason Offensive Player of the Year...In 2011 was named an All-American by three different outlets (AP, Phil Steele and Sports Network)...During his junior season he completed 316-of-477 passes (66.2%) for 3,276 yards and 25 touchdowns, while also rushing for 211 yards and four touchdowns and catching two touchdown passes...During the year he set OVC records for completions in a season (31), completion in a game (45), attempts in a game (67) and passing yards in a game (600).

QUA HUZZIE

Junior • Linebacker
5-11 • 237 • LaGrange, Ga.



Preseason All-OVC selection...Was a second-team All-OVC selection in 2011 after registering 80 tackles (51 solo), 14.0 tackles-for-loss, 3.0 sacks, four pass breakups, one quarterback hurry, two forced fumbles and one fumble recovery...Huzzie led the OVC in tackles-for-loss/game (1.40) while his 8.0 tackles/game ranked eighth in the OVC...Named National Defensive Player of the Week on Oct. 30 after netting 13 tackles, 4.0 tackles-for-loss, 2.0 sacks, two forced fumbles and a pass breakup against EKV.....Prior to playing at Murray State Huzzie played two seasons (redshirting one) at the University of Kentucky.

TEAM NOTES

- Senior quarterback Casey Brockman enters his final season in a Racers uniform with 579 career completions, just 195 away from the OVC career mark of 774 held by Morehead State's Chris Swarz (1987-90). Brockman also sits just outside the OVC's career Top 10 in total offense; Brockman has 6,700 yards, just 46 yards out of 10th place and 3,186 yards from the career mark of 9,886 held by Murray State's Michael Proctor (1986-89).

- The Murray State offense ranked in the top five in the Football Championship Subdivision (FCS) in total offense and scoring offense each of the past two season. The team ranked fourth in total offense and third in scoring in 2011 after being fifth in both categories in 2010. The Racers also ranked in top 10 in passing offense both seasons, finishing fourth in 2010 and seventh in 2011.

- The team's offense returns five of its eight top receivers from a season ago. The five guys combined to catch 186 passes a season ago.

- Murray State ranked sixth in the FCS in 2011 with seven blocked kicks. The team blocked one field goal, three point after attempts and three punts.



NUMERICAL ROSTER

No.	Name	Pos.	Ht.	Wt.	Yr.	Hometown (Last School)
1	HB Beauford	WR	6-0	175	Sr.	Miami, Fla. (Coffeyville CC)
2	Corey Addison	LB	6-0	204	Jr.	Jacksonville, Fla. (South Carolina)
3	Brandon Wicks	LB	5-11	180	Jr.	Murray, Ky. (Murray)
4	Josh Manning	CB	5-9	175	Jr.	LaGrange, Ga. (Southwest Mississippi CC)
5	Patrick Robertson	WR	6-2	198	Sr.	Carrollton, Texas (Hebron)
6	Duane Brady	RB	5-8	165	Jr.	St. Augustine, Fla. (St. Augustine)
7	Ja-Vonta Trotter	WR	5-10	175	Sr.	St. Petersburg, Fla. (Boca Ciega)
8	Julian Whitehead	DB	5-9	190	Sr.	Stone Mountain, Ga. (Mississippi)
9	Walter Powell	WR	6-0	180	Jr.	St. Louis, Mo. (Hazelwood East)
12	Casey Brockman	QB	6-2	215	Sr.	Murray, Ky. (Calloway County)
13	Spencer Phillips	QB	6-1	190	R-Jr.	Alvadore, Ore. (West Los Angeles CC)
13	William Higginson	CB	5-10	175	Fr.	Mayfield, Ky. (Mayfield)
13	Cody Therrell	WR	6-2	165	Fr.	Murray, Ky. (Murray)
14	Parks Frazier	QB	6-3	230	So.	Corinth, Miss. (Northeast Mississippi CC)
15	Qua Huzzie	LB	5-11	237	Jr.	LaGrange, Ga. (Kentucky)
15	Tyler Presnell	QB	6-1	170	Fr.	Paducah, Ky. (Paducah Tilghman)
16	Aaron Gooch	DB	5-10	175	Fr.	Waupaca, Wis. (Waupaca)
16	Anthony Hayes	WR	6-0	210	Jr.	Memphis, Tenn. (Memphis)
17	Tray Carr	DB	5-11	185	Fr.	Madisonville, Ky. (Madisonville North Hopkins)
17	Dontel Watkins	WR	6-2	189	Sr.	Nashville, Tenn. (Utah State)
18	Isaiah Farris	WR	5-9	175	Fr.	Memphis, Tenn. (Overton)
18	KD Humphries	QB	6-3	205	Fr.	Montgomery, Ala. (Jefferson Davis)
19	Jarius Williams	DB	5-11	194	Sr.	Parrish, Ala. (Mississippi)
20	Christian Duncan	DB	5-9	175	R-Fr.	Murray, Ky. (Murray)
21	Darius Buck	DB	5-9	175	Sr.	Vicksburg, Miss. (Southwest Mississippi CC)
21	Houghton Leaks	RB	5-9	160	Fr.	Atlanta, Ga. (Grady)
22	DeShaun Matlock	LB	5-10	190	Fr.	Hopkinsville, Ky. (Christian County)
22	Jordan Morrow	WR	5-6	160	Jr.	Fairfield, Calif. (Contra Costa College)
23	Darrian Skinner	CB	5-11	190	Jr.	St. Petersburg, Fla. (Hofstra)
24	Marcus Holliday	RB	5-9	170	Fr.	Memphis, Tenn. (Fairley)
25	Paul Rice	WR	5-10	180	Fr.	St. Louis, Mo. (Gateway Tech)
26	TJ Denson	LB	5-9	185	Jr.	Lakeland, Fla. (Lakeland)
27	Brandon Hathaway	DB	5-10	180	Fr.	Smyrna, Tenn. (Smyrna)
28	Raquan Durrante	CB	6-1	185	Jr.	Fort Campbell, Ky. (Fort Campbell)
29	Chris Dansby	LB	6-3	195	So.	Nashville, Tenn. (Lancaster Christian Academy)
29	Jeremy Harness	WR	5-8	171	Fr.	Radcliffe, Ky. (John Hardin)
30	Bob Fields	CB	5-7	160	Fr.	Murray, Ky. (Murray)
31	Darian Yahyavi	DB	6-0	190	Jr.	San Diego, Calif. (Saddleback CC)
32	Chris Scurry	LB	5-11	205	R-Fr.	Valdosta, Ga. (Lowndes)
33	Marcus Davis	RB	5-10	190	Fr.	Cincinnati, Ohio (Lakota West)
36	Pokey Harris	RB	5-10	165	Fr.	Winchester, Ky. (George Rogers Clark)
37	Eric Brown	DB	5-9	180	R-Jr.	Franklin, Tenn. (Dodge City CC)
37	Gregory Coble	WR	6-2	175	So.	Poplar Bluff, Mo. (Poplar Bluff)
38	Marquise Grizzle	RB	5-7	173	Fr.	Barco, N.C. (Currituck County)
39	Blake Salter	LB	5-11	205	Jr.	Florence, Ala. (Florence)
40	Jalen Sublett	WR	6-3	190	Fr.	Glasgow, Ky. (Glasgow)
41	Ron Pavlik	P	6-0	180	R-Fr.	Dowagiac, Mich. (Western Michigan)
41	Keron Wakefield	DB	5-10	170	Fr.	Louisville, Ky. (Manuel)
42	Jordan Benton	K	5-9	169	R-So.	Murray, Ky. (Campbellsville)
43	Fred Harvey	LB	6-0	230	R-So.	Memphis, Tenn. (White Station)
44	Kevin Robinson	DE	6-1	255	Sr.	Silver Spring, Md. (ASA Institute)
45	Jarelle Johnson	LB	6-0	200	Fr.	Metropolis, Ill. (Massac County)
46	T-Ray Malone	LB	6-2	200	Fr.	Smyrna, Tenn. (Smyrna)
47	Josh Wilmer	DB	6-2	200	Fr.	Millington, Tenn. (Millington Central)
48	Nikkous Moore	RB	5-10	215	So.	Memphis, Tenn. (East)
49	Carson Greifenkamp	K	6-0	160	Fr.	Murray, Ky. (Murray)
50	Jesurun Kelly	DB	5-7	176	Jr.	Memphis, Tenn. (Bishop Byrne)
51	Tevin Wells	DT	6-2	285	Sr.	Rolling Fork, Miss. (Mississippi Delta CC)
52	Sam Small	LB	6-1	230	Sr.	Winona, Miss. (Northwest Mississippi CC)
53	Corey Gammon	OL	6-2	265	Fr.	Memphis, Tenn. (East)
54	Trey Seaford	LB	5-10	215	Fr.	Springfield, Tenn. (Springfield)
55	Adrian Dinkins	DE	6-3	260	Jr.	Ridgeland, Miss. (Mississippi Gulf CC)
56	Douglas McWhorter	DE	6-2	210	R-Fr.	Memphis, Tenn. (Ridgeway)
57	Hunter Hogan	OL	6-2	290	Jr.	Tyler, Texas (Tyler Junior College)
58	Zach Dean	DE	6-4	250	Fr.	Salem, Ala. (Central)
61	Harris Bivin	OL	6-3	285	Jr.	Owensboro, Ky. (Apollo)
62	Roderick Tomlin	OL	6-5	286	Sr.	Jackson, Tenn. (Jackson North)
63	Zach Littlefield	OL	6-4	275	So.	Buckner, Ky. (Oldham County)
66	Trevor Wallace	OL	6-3	270	Sr.	Fulton, Miss. (East Mississippi CC)
70	Andy Mahoney	OL	6-2	278	Sr.	Lexington, Ky. (Lexington Catholic)
71	Brock Rydecki	OL	6-2	277	Sr.	Ft. Myers, Fla. (Venice)
72	Casey Duncan	OL	6-1	285	Jr.	Nolensville, Tenn. (Ravenwood)
73	Robert Olive	OL	6-3	295	R-Fr.	Murray, Ky. (Murray)
74	Hunter Holloway	DT	6-5	265	Fr.	Elizabethtown, Ky. (John Hardin)
75	Hunter Kingston	OL	6-1	285	R-Fr.	Mayfield, Ky. (Mayfield)
77	Drew Kelley	OL	6-4	280	So.	Thompson Station, Tenn. (Independence)
80	Kendarian Jennings	WR	6-2	185	So.	Memphis, Tenn. (Christian Brothers)
81	Janawski Davis	WR	5-7	150	Fr.	Eight Mile, Ala. (Blount)
83	Steven Mix	P	6-1	205	Jr.	Barlow, Ky. (Ballard Memorial)
84	John King	WR	5-10	165	Sr.	Louisville, Ky. (Louisville)
85	Nevar Griffin	WR	6-2	210	So.	St. Louis, Mo. (McCluer North)
86	Josh Brown	WR	5-11	200	Jr.	St. Petersburg, Fla. (Iowa)
87	Cory Cruse	WR	6-5	215	Fr.	Beechwood, Ky. (Beechwood)
88	Drew Hall	WR	6-2	200	So.	St. Louis, Mo. (Clayton)
89	Carson Beyer	WR	5-9	170	So.	Paducah, Ky. (Lone Oak)
90	Tyler Evans	DT	6-2	299	Sr.	Tampa, Fla. (H.B. Plant)
91	Ayo Ojolola	DE	6-3	235	Jr.	Suwanee, Ga. (North Gwinnett)
92	Jeremy Brackett	DT	6-1	250	Jr.	Madison, Ala. (Bob Jones)
93	Kamalie Matthews	DT	6-2	300	So.	Lithona, Ga. (Hutchinson CC)
94	Asa Powell	DE	6-4	220	R-Fr.	Orlando, Fla. (Lake Mary Prep)
96	Zac Ross	DE	6-2	220	R-Jr.	Atlanta, Ga. (Eastern Arizona College)
97	Marc Wynstra	K	5-9	150	R-Fr.	Mayfield, Ky. (Mayfield)
98	Jerome Davis	DT	6-2	260	So.	Buford, Ga. (Garden City CC)
99	Chris Staten	DT	5-11	290	Sr.	Chicago Heights, Ill. (Harper CC)

ALPHABETICAL ROSTER

No.	Name	Pos.	Yr.
2	Corey Addison	LB	Jr.
1	HB Beauford	WR	Sr.
42	Jordan Benton	K	R-So.
89	Carson Beyer	WR	So.
61	Harris Bivin	OL	Jr.
92	Jeremy Brackett	DT	Jr.
6	Duane Brady	RB	Jr.
12	Casey Brockman	QB	Sr.
37	Eric Brown	DB	R-Jr.
86	Josh Brown	WR	Jr.
21	Darius Buck	DB	Sr.
17	Tray Carr	DB	Fr.
37	Gregory Coble	WR	So.
87	Cory Cruse	WR	Fr.
29	Chris Dansby	LB	So.
81	Janawski Davis	WR	Fr.
98	Jerome Davis	DT	So.
33	Marcus Davis	RB	Fr.
58	Zach Dean	DE	Fr.
26	TJ Denson	LB	Jr.
55	Adrian Dinkins	DE	Jr.
72	Casey Duncan	OL	Jr.
20	Christian Duncan	DB	R-Fr.
28	Raquan Durrante	CB	Jr.
90	Tyler Evans	DT	Sr.
18	Isaiah Farris	WR	Fr.
30	Bob Fields	CB	Fr.
14	Parks Frazier	QB	So.
53	Corey Gammon	OL	Fr.
16	Aaron Gooch	DB	Fr.
49	Carson Greifenkamp	K	Fr.
85	Nevar Griffin	WR	So.
38	Marquise Grizzle	RB	Fr.
88	Drew Hall	WR	So.
29	Jeremy Harness	WR	Fr.
36	Pokey Harris	RB	Fr.
43	Fred Harvey	LB	R-So.
27	Brandon Hathaway	DB	Fr.
16	Anthony Hayes	WR	Jr.
13	William Higginson	CB	Fr.
24	Marcus Holliday	RB	Fr.
57	Hunter Hogan	OL	Jr.
74	Hunter Holloway	DT	Fr.
18	KD Humphries	QB	Fr.
15	Qua Huzzie	LB	Jr.
80	Kendarian Jennings	WR	So.
45	Jarelle Johnson	LB	Fr.
77	Drew Kelley	OL	So.
50	Jesurun Kelly	DB	Jr.
84	John King	WR	Sr.
75	Hunter Kingston	OL	R-Fr.
21	Houghton Leaks	RB	Fr.
63	Zach Littlefield	OL	So.
70	Andy Mahoney	OL	Sr.
46	T-Ray Malone	LB	Fr.
4	Josh Manning	CB	Jr.
22	DeShaun Matlock	WR	Jr.
93	Kamalie Matthews	DT	So.
56	Douglas McWhorter	DE	R-Fr.
83	Steven Mix	P	Jr.
48	Nikkous Moore	RB	So.
22	Jordan Morrow	WR	Jr.
91	Ayo Ojolola	DE	Jr.
73	Robert Olive	OL	R-Fr.
41	Ron Pavlik	P	R-Fr.
13	Spencer Phillips	QB	R-Jr.
94	Asa Powell	DE	R-Fr.
9	Walter Powell	WR	Jr.
15	Tyler Presnell	QB	Fr.
25	Paul Rice	WR	Fr.
5	Patrick Robertson	WR	Sr.
44	Kevin Robinson	DE	Sr.
96	Zac Ross	DE	R-Jr.
71	Brock Rydecki	OL	Sr.
39	Blake Salter	LB	Jr.
32	Chris Scurry	LB	R-Fr.
54	Trey Seaford	LB	Fr.
23	Darrian Skinner	CB	Jr.
52	Sam Small	LB	Sr.
99	Chris Staten	DT	Sr.
40	Jalen Sublett	WR	Fr.
13	Cody Therrell	WR	Fr.
62	Roderick Tomlin	OL	Sr.
7	Ja-Vonta Trotter	WR	Sr.
41	Keron Wakefield	DB	Fr.
66	Trevor Wallace	OL	Sr.
17	Dontel Watkins	WR	Sr.
51	Tevin Wells	DT	Sr.
8	Julian Whitehead	DB	Sr.
3	Brandon Wicks	LB	Jr.
19	Jarius Williams	DB	Sr.
47	Josh Wilmer	DB	Fr.
97	Marc Wynstra	K	R-Fr.
31	Darian Yahyavi	DB	Jr.



Chris Hatcher was named the 17th head coach in Murray State history on Dec. 21, 2009. Hatcher brought his offensive attack, "The Hatch Attack," to the Racers program and led the team to a winning record in his first season. It marked the first winning season for the program since 2004.

CHRIS HATCHER

HEAD COACH

3rd SEASON (13TH OVERALL)

107-36 CAREER RECORD

13-9 AT MURRAY STATE

Birthdate: February 18, 1973

Hometown: Macon, Ga.

College: Valdosta State, 1995 (Kinesiology & Phys. Ed)

Family: Wife - Lori

Children - Ty, Talley

Career Record

Year	School	Overall	Conf. (Finish)
2000	Valdosta State	10-2	8-1 (1st-t)
2001	Valdosta State	12-1	9-0 (1st)
2002	Valdosta State	14-1	9-0 (1st)
2003	Valdosta State	10-2	8-1 (2nd)
2004	Valdosta State	13-1	9-0 (1st)
2005	Valdosta State	9-3	7-2 (2nd-t)
2006	Valdosta State	8-2	6-2 (3rd-t)
2007	Georgia Southern	7-4	4-3 (3rd-t)
2008	Georgia Southern	6-5	4-4 (4th-t)
2009	Georgia Southern	5-6	4-4 (4th-t)
2010	Murray State	6-5	5-3 (4th-t)
2011	Murray State	7-4	5-3 (4th)

CAREER HIGHLIGHTS

• Hatcher won his 100th game with a victory over Tennessee State on Nov. 20, 2010. In doing so he became the youngest coach in the 21st century to reach 100 wins, doing so at 37 years, 274 days. All-time he was the fifth youngest in NCAA history to reach 100 wins.

• Hatcher came to Murray State after 10 successful seasons at Valdosta State (2000-06) and Georgia Southern (2007-09). In seven seasons at his alma mater, Hatcher compiled a 76-12 record (.864), made seven Division II playoff appearances, two National Championship game appearances (2002, 2004) and won the 2004 AFCA National Coach of the Year. At VSU he coached Dusty Bonner, who was named Division II National Player of the Year twice.

• Hatcher spent three seasons at head coach at Georgia Southern, compiling an 18-15 overall mark. In his first season at GSU, Hatcher led the program to its second-best regular season turnaround in program history (+4).

• Prior to becoming a head coach, Hatcher was a student assistant coach at Valdosta State (1995), quarterbacks/tight ends coach at Central Florida (1996) and a quarterbacks/wide receivers coach at Kentucky (1996-99). At UCF he worked with future NFL pro Daunte Culpepper and at Kentucky coached future No. 1 NFL draft pick Tim Couch.

• As a quarterback at Valdosta State, Hatcher was a two-time All-American (1993, 1994), throwing for 11,363 yards and 121 touchdowns. During his senior season (1994), Hatcher led the Blazers to its first postseason playoff berth and set 29 VSU passing and total offense records. He was the recipient of the Harlon Hill Trophy, which is given to Division II's National Player of the Year. He was also the CoSIDA Academic All-American Football Player of the Year for also excelling in the classroom.

ASSISTANT COACHES

Assistant Head Coach/Offensive Line:..... Shawn Bostick
 Alma Mater: Valdosta State, 1997 (3rd season)

Defensive Coordinator/Linebackers:..... Ashley Anders
 Alma Mater: Arkansas-Monticello, 1996 (3rd season)

Offensive Coordinator/Quarterbacks:..... Mitch Stewart
 Alma Mater: Valdosta State, 2005 (3rd season)

Secondary/Recruiting Coordinator:..... Keith Hatcher
 Alma Mater: Mars Hill, 2000 (3rd season)

Running Backs/Run-Game Coordinator:..... Sean Dawkins
 Alma Mater: Troy, 2007 (3rd season)

Offensive Tackles/Special Teams:..... Mike Polly
 Alma Mater: Georgetown, 2006 (3rd season)

Defensive Line:..... Freddie Roach
 Alma Mater: Alabama, 2006 (1st season)

Wide Receivers:..... Ross Jenkins
 Alma Mater: Louisiana Tech, 2010 (1st season)

Defensive Quality Control:..... Steve Adams
 Alma Mater: Murray State (2nd season)

Offensive Quality Control:..... Matt Forrest
 Alma Mater: Huntingdon College, 2010 (2nd season)

2011 TEAM STATISTICS

	<u>MSU</u>	<u>Opponent</u>				
SCORING	408	314				
Points Per Game	37.1	28.5				
FIRST DOWN	275	220				
Rushing	105	117				
Passing	154	90				
Penalty	16	13				
RUSHING YARDAGE	1675	2130				
Yards Gained Rushing	2022	2480				
Yards Lost Rushing	347	350				
Rushing Attempts	391	486				
Average Per Rush	4.3	4.4				
Average Per Game	152.3	193.6				
TDs Rushing	20	24				
PASSING YARDAGE	3395	2215				
Comp-Att-Int	326-493-9	189-346-9				
Average Per Pass	6.9	6.4				
Average Per Catch	10.4	11.7				
Average Per Game	308.6	201.4				
TDs Passing	28	18				
TOTAL OFFENSE	5070	4345				
Total Plays	884	832				
Average Per Play	5.7	5.2				
Average Per Game	460.9	395.0				
TIME OF POSSESSION/GAME	27:29	32:31				
3RD DOWN CONVERSIONS	82/176	60/170				
3rd-Down Pct.	47%	35%				
4TH DOWN CONVERSIONS	10/20	20/31				
4th-Down Pct.	50%	65%				
RED-ZONE SCORES	45-52 (87%)	38-43 (88%)				
RED-ZONE TOUCHDOWNS	33-52 (63%)	33-43 (77%)				
PAT-ATTEMPTS	43-51 (84%)	38-42 (90%)				
ATTENDANCE	28,210	77,775				
Games/Avg. Per Game	5/5,642	6/12,962				
Neutral Site Games	-	0/0				
<u>SCORE BY QUARTERS</u>	<u>1st</u>	<u>2nd</u>	<u>3rd</u>	<u>4th</u>	<u>OT</u>	<u>Total</u>
Murray State	86	148	75	99	-	408
Opponents	90	78	98	48	-	314

2011 INDIVIDUAL STATISTICS

RUSHING						
<u>Player</u>	<u>G</u>	<u>Att.</u>	<u>Yds.</u>	<u>Avg.</u>	<u>TD</u>	<u>Yds./G</u>
Mike Harris	10	189	1018	5.4	13	101.8
Duane Brady	11	60	283	4.7	1	25.7
Casey Brockman	11	91	211	2.3	4	19.2
Tyler Lavea	11	25	178	7.1	1	16.2
PASSING						
<u>Player</u>	<u>G</u>	<u>Comp-Att.</u>	<u>Pct.</u>	<u>Yds.</u>	<u>TD/Int.</u>	<u>Avg.</u>
Casey Brockman	11	316-477	66.2	3276	25/9	297.8
Graham Craig	3	6-10	60.0	42	1/0	14.0
RECEIVING						
<u>Player</u>	<u>G</u>	<u>No.</u>	<u>Yds.</u>	<u>Avg.</u>	<u>TD</u>	<u>Yds./G</u>
Ja-Vonta Trotter	10	48	523	10.9	4	52.3
Walter Powell	11	45	584	13.0	5	53.1
Hannibal Beauford	10	42	493	11.7	2	49.3
Arthur Brackett	8	32	418	13.1	2	52.2
Dexter Barnett	11	32	290	9.1	1	26.4
SCORING						
<u>Player</u>	<u>G</u>	<u>TD</u>	<u>XPt.</u>	<u>FG</u>	<u>Pts.</u>	<u>Pts./G</u>
Mike Harris	10	14	-	-	84	8.4
Kienan Cullen	11	-	28-34	15-17	73	6.6
Casey Brockman	11	6	-	-	36	3.3
Walter Powell	11	5	-	-	30	2.7
Patrick Robertson	7	5	-	-	30	4.3
TACKLES						
<u>Player</u>	<u>G</u>	<u>Solo</u>	<u>Asst.</u>	<u>Total</u>	<u>TFL</u>	<u>Sacks</u>
Sam Small	11	61	54	115	9.5	1.5
Brandon Wicks	11	49	40	89	1.5	0
Qua Huzzie	10	51	29	80	14.0	3.0
Julian Whitehead	11	41	13	54	0.5	0
Darius Buck	11	22	18	40	1.5	0
INTERCEPTIONS						
<u>Player</u>	<u>G</u>	<u>No.</u>	<u>Yds.</u>	<u>Avg.</u>	<u>TD</u>	<u>PBU</u>
Julian Whitehead	11	2	34	17.0	1	3
Darius Buck	11	2	0	0.0	0	2
Dontrell Johnson	10	1	45	45.0	0	11

Returning Players in Bold

2011 SCHEDULE AND RESULTS

<u>Date</u>	<u>Opponent</u>	<u>Result</u>	<u>Attendance</u>
9/1	at Louisville	L, 21-9	46,157
9/10	at Mississippi Valley State	W, 39-0	2,209
9/17	Tennessee State*	W, 58-27	10,031
9/22	at UT Martin*	L, 48-26	5,281
10/1	#13 Jacksonville State*	L, 38-30	3,838
10/8	at Georgia State	W, 48-24	10,963
10/15	Eastern Illinois*	W, 36-27	7,857
10/29	Eastern Kentucky*	L, 34-33	3,466
11/5	at #15 Tennessee Tech*	W, 38-37	11,027
11/12	Austin Peay*	W, 56-24	3,018
11/19	at Southeast Missouri*	W, 35-34	2,138

* - Ohio Valley Conference Contest

Home Games in Bold



TEAM RECORDS

INDIVIDUAL RUSHING

Most Attempts

Game: 41 - Stevie Chaney vs. Austin Peay (2005)
Season: 276 - Don Clayton (1974)
Career: 557 - Don Clayton (1972-74)

Most Yards

Game: 310 - Stevie Chaney vs. Austin Peay (2005)
Season: 1,765 - Derrick Cullors (1995)
Career: 2,804 - Don Clayton (1972-74)

INDIVIDUAL PASSING

Most Attempts

Game: 67 - Casey Brockman vs. Tennessee State (2011)
Season: 477 - Casey Brockman (2011)
Career: 1,148 - Michael Proctor (1986-89)

Most Completions

Game: 45 - Casey Brockman vs. Tennessee State (2011)
Season: 316 - Casey Brockman (2011)
Career: 649 - Stewart Childress (2000-04)

Most Yards

Game: 600 - Casey Brockman vs. Tennessee State (2011)
Season: 3,497 - Justin Fuente (1999)
Career: 8,682 - Michael Proctor (1986-89)

INDIVIDUAL RECEIVING

Most Receptions

Game: 16 - Harvey Tanner vs. Austin Peay (1967)
Season: 88 - Harvey Tanner (1967)
Career: 216 - Marcus Harris (2007-10)

Most Receiving Yards

Game: 255 - Harvey Tanner vs. Middle Tenn. (1967)
Season: 1,057 - Terrence Tillman (1999)
1,057 - Marcus Harris (2010)
Career: 2,471 - Marcus Harris (2007-10)

YEAR-BY-YEAR RESULTS

YEAR	ALL	OVC	COACH	YEAR	ALL	OVC	COACH
1924	3-3-3	--	Irby Koffman	1968	7-2-1	5-2	Bill Furguson
1925	6-0-1	--	Carlisle Cutchin	1969	5-4-1	2-4-1	Bill Furguson
1926	5-2-1	--	Carlisle Cutchin	1970	4-6	1-6	Bill Furguson
1927	7-1-1	--	Carlisle Cutchin	1971	5-4-1	3-3-1	Bill Furguson
1928	9-0-1	--	Carlisle Cutchin	1972	4-6	2-5	Bill Furguson
1929	5-4	--	Carlisle Cutchin	1973	7-3	5-2	Bill Furguson
1930	5-4	--	Carlisle Cutchin	1974	9-2	5-2	Bill Furguson
1931	5-3-1	--	Ray Morgan	1975	4-5-1	3-3-1	Bill Furgeson
1932	4-2-3	--	Roy Stewart	1976	5-6	4-3	Bill Furgeson
1933	9-0	--	Roy Stewart	1977	6-5	4-3	Bill Furgeson
1934	6-3	--	Roy Stewart	1978	4-7	1-5	Mike Gottfried
1935	3-5	--	RoyStewart	1979	9-2-1	6-0	Mike Gottfried
1936	5-4	--	Roy Stewart	1980	9-2	5-2	Mike Gottfried
1937	8-1-1	--	Roy Stewart	1981	8-3	5-3	Frank Beamer
1938	6-2-1	--	Roy Stewart	1982	4-7	2-5	Frank Beamer
1939	4-4-1	--	Roy Stewart	1983	7-4	4-3	Frank Beamer
1940	4-3-2	--	Roy Stewart	1984	9-2	5-2	Frank Beamer
1941	4-3-2	--	Jim Moore	1985	7-3-1	5-2	Frank Beamer
1942	1-5-2	--	Roy Stewart	1986	7-4-1	6-1	Frank Beamer
1943	No Games Played			1987	6-5	3-3	Mike Mahoney
1944	5-2-0	--	Roy Stewart	1988	4-6	4-2	Mike Mahoney
1945	5-2-1	--	Roy Stewart	1989	6-4-1	3-3	Mike Mahoney
1946	5-5	--	Jim Moore	1990	2-9	1-5	Miike Mahoney
1947	6-3	--	Jim Moore	1991	3-8	1-6	Mike Mahoney
1948	9-1-1	3-1	Fred Fautot	1992	2-9	1-7	Mike Mahoney
1949	1-7-1	1-6	Fred Fautot	1993	4-7	4-4	Houston Nutt
1950	7-2-1	5-0-1	Fred Fautot	1994	5-6	4-4	Houston Nutt
1951	8-1	5-1	Fred Fautot	1995	11-1	8-0	Houston Nutt
1952	4-4	3-2	Fred Fautot	1996	11-2	8-0	Houston Nutt
1953	3-6	1-4	Fred Fautot	1997	7-4	5-2	Denver Johnson
1954	5-4	3-2	Fred Fautot	1998	7-4	5-2	Denver Johnson
1955	6-4	2-3	Fred Fautot	1999	7-4	5-2	Denver Johnson
1956	6-4	4-1	Jim Cullivan	2000	6-5	4-3	Joe Pannunzio
1957	3-5-1	1-3-1	Jim Cullivan	2001	4-6	2-4	Joe Pannunzio
1958	3-7	2-4	Jim Cullivan	2002	7-5	5-1	Joe Pannunzio
1959	0-10	0-6	Jim Cullivan	2003	4-8	3-5	Joe Pannunzio
1960	5-5	4-2	Don Shelton	2004	7-4	6-2	Joe Pannunzio
1961	4-6	2-4	Don Shelton	2005	2-9	0-7	Joe Pannunzio
1962	5-5	1-5	Don Shelton	2006	1-10	0-8	Matt Griffin
1963	5-5	3-4	Don Shelton	2007	2-9	1-7	Matt Griffin
1964	5-4-1	3-3-1	Don Shelton	2008	5-7	4-4	Matt Griffin
1965	2-6-2	1-4-2	Don Shelton	2009	3-8	2-6	Matt Griffin
1966	0-10	0-7	Don Shelton	2010	6-5	5-3	Chris Hatcher
1967	4-6	2-5	Bill Furguson	2011	7-4	5-3	Chris Hatcher

OVC Championships (8)

1948*, 1950, 1951, 1979, 1986*, 1995, 1996, 2002*

* Co Champions

NCAA FCS Playoff Appearances (5)

1979, 1986, 1995, 1996, 2002



Michael Proctor holds the Murray State records for career passing yardage (8,682) and career pass attempts (1,148).

ALL-TIME COACHES

Coach	Years	Overall Record	OVC Record	OVC Titles	Playoff Appearances
Irby Koffman	1924	3-3-3 (.500)	-	-	-
Carlisle Cutchin	1925-30	37-11-4 (.750)	-	-	-
Ray Morgan	1931	5-3-1 (.611)	-	-	-
Roy Stewart	1932-40, 42, 44-45	60-33-11 (.630)	-	-	-
Jim Moore	1941, 46-47	16-11-1 (.589)	-	-	-
Fred Fautot	1948-55	43-29-3 (.593)	23-19-1 (.547)	3	-
Jim Cullivan	1956-59	12-26-1 (.321)	7-14-1 (.341)	0	-
Don Shelton	1960-66	26-41-3 (.393)	14-29-3 (.333)	0	-
Bill Furguson	1967-77	60-49-4 (.549)	36-38-3 (.487)	0	-
Mike Gottfried	1978-80	22-11-1 (.662)	12-7 (.632)	1	1
Frank Beamer	1981-86	42-23-2 (.642)	27-16 (.628)	1	1
Mike Mahoney	1987-92	23-41-1 (.362)	13-26 (.333)	0	0
Houston Nutt	1993-96	31-16 (.660)	24-8 (.750)	2	2
Denver Johnson	1997-99	21-12 (.636)	15-6 (.714)	0	0
Joe Pannunzio	2000-05	30-37 (.448)	20-22 (.476)	1	1
Matt Griffin	2006-09	11-34 (.244)	7-25 (.219)	0	0
Chris Hatcher	2010-present	13-9 (.591)	10-6 (.625)	0	0



Houck Stadium (10,000) - Opened in 1930.



SOUTHEAST MISSOURI STATE REDHAWKS



Dr. Kenneth Dobbins
President



Mark Alnutt
Athletics Director



Jeff Honza
Football Contact



Tony Samuel
Head Coach

2012 SCHEDULE

Aug. 30	at Central Michigan	6:00 p.m.
	<i>First meeting</i>	
Sept. 8	Mars Hill College	6:00 p.m.
	<i>First meeting</i>	
Sept. 15	at Southern Illinois	6:00 p.m.
	<i>Southeast leads 37-32-8; Last Meeting: SIU won 38-10 (9/3/11)</i>	
Sept. 22	Tennessee Tech*	6:00 p.m.
	<i>Tennessee Tech leads 12-8; Last Meeting: TTU won 38-31 (9/24/11)</i>	
Sept. 29	at Jacksonville State* (TV: WJSX)	1:00 p.m.
	<i>Jacksonville State leads 11-5; Last Meeting: JSU won 22-21 (11/12/11)</i>	
Oct. 13	Tennessee State*	6:00 p.m.
	<i>Series tied 10-10; Last Meeting: Tennessee State won 55-3 (10/8/11)</i>	
Oct. 20	UT Martin* (HC)	1:00 p.m.
	<i>Southeast leads 14-13; Last Meeting: UT Martin won 38-30 (10/29/11)</i>	
Oct. 27	at Austin Peay*	4:00 p.m.
	<i>Southeast leads 10-6; Last Meeting: SEMO won 17-13 (10/22/11)</i>	
Nov. 3	Eastern Kentucky*	1:00 p.m.
	<i>Eastern Kentucky leads 19-3; Last Meeting: EKU won 41-17 (10/15/11)</i>	
Nov. 10	at Eastern Illinois* (TV: WEIU)	1:30 p.m.
	<i>Eastern Illinois leads 13-6; Last Meeting: SEMO won 37-30 (10/1/11)</i>	
Nov. 17	at Murray State*	1:00 p.m.
	<i>Murray State leads 37-8-1; Last Meeting: MSU won 35-34 (11/19/11)</i>	

* Denotes Ohio Valley Conference Matchup

Home Games in Bold HC - Homecoming

All Times Central and Subject to Change

QUICK FACTS

Basic Information	
Location:	Cape Girardeau, Mo.
Enrollment:	11,510
Founded:	1873
Nickname:	Redhawks
Colors:	Red and Black
President:	Dr. Kenneth W. Dobbins
Athletic Director:	Mark Alnutt
Stadium (Capacity):	Houck Stadium (10,000)
Surface:	FieldTurf

Media Relations	
Football Contact:	Jeff Honza
Office Phone:	(573) 651-2933
Cell Phone:	(618) 528-1145
Fax:	(573) 651-2810
Email:	jhonza@semo.edu
Web site:	GoSoutheast.com
Press Box Phone:	(573) 651-2191

Team Information	
Offense:	Multiple
Defense:	4-3
Lettermen Returning/Lost:	46/16
Offensive Starters Returning:	9
Defensive Starters Returning:	7
Specialist Starters Returning:	3
2011 Record/OVC Record (Finish):	3-8/2-6 (7th/tie)
Postseason:	none

All-Time Record/OVC Record:	430-483-36 (.472)/56-103 (.352)
Joined OVC:	1991
OVC Championships (Last):	1 (2010)
NCAA FCS Playoff Appearances (Last):	1 (2010)

PRESEASON DEPTH CHART

OFFENSE

WR	25	Ola Alli	6-2	195	Sr.
	80	D.J. Foster	6-4	185	Jr.
OT	66	Ben Schmidt	6-4	255	So.
	75	William Jelks	6-1	280	So.
OG	69	Colt McCauley	6-1	255	Sr.
	62	Josh Jourdan	6-1	315	Sr.
C	57	Matt Shannon	6-2	280	Sr.
	76	Corey Porter	6-1	290	So.
OG	61	Pete Niggemann	6-2	320	Sr.
	70	Traven Mable	6-2	325	R-Fr.
OT	74	Evan Conrad	6-3	305	Sr.
	71	Dominic Maldonado	6-4	315	Sr.
QB	12	Kyle Snyder	6-1	225	So.
	17	Scott Lathrop	5-10	175	R-Fr.
RB	27	Levi Terrell	6-0	195	Sr.
	28	Richard Celestin	5-11	190	Sr.
FB	30	Ron Coleman	5-11	250	So.
	37	Josh Nicks	6-1	225	Jr.
TE	87	Tyler French	6-2	265	Sr.
	86	Marq Goodlitt	6-3	260	Sr.
WR	4	Spencer Davis	5-8	175	So.
	81	Matt Bell	6-2	175	Jr.

DEFENSE

DE	95	Alonzo Nevarez	6-3	245	Sr.
	92	Trent Peterson	6-3	255	So.
DT	50	Taylor Ramsey	6-1	240	Sr.
	90	Josyah O'Keefe-Lopez	6-3	260	Sr.
NT	93	Joe Malolo	6-0	265	Sr.
	98	Frankie Davis	6-1	290	Jr.
DE	42	Justin Love	6-4	205	Sr.
	94	Joey Kolan	6-2	225	So.
LB	49	Daniel Siehndel	6-2	215	So.
	46	Derek Walker	5-10	215	Sr.
LB	11	Blake Peiffer	6-1	225	Sr.
	52	George Neuhaus	6-1	225	So.
LB	39	Darrick Borum	6-2	210	Sr.
	5	Wisler Ymonice	6-0	205	Jr.
CB	24	Cantrell Andrews	5-9	180	Jr.
	26	Tim Hamm-Bey	5-9	165	So.
CB	32	Reggie Jennings	5-11	185	So.
	26	Tim Hamm-Bey	5-9	165	So.
FS	22	Branden Spann	6-2	175	Sr.
	23	Tylor Brock	6-3	218	Sr.
SS	21	Ben Kargbo	6-1	210	Jr.
	12	Matt Starks	5-11	190	So.

SPECIAL TEAMS

PK	36	Drew Geldbach	6-0	205	Sr.
	33	Joe Vucic	6-1	190	Jr.
P	33	Joe Vucic	6-1	190	Jr.
	36	Drew Geldbach	6-0	205	Sr.
LS	60	Brandon Gabbard	6-5	270	Sr.
KR	4	Spencer Davis	5-8	175	So.
	21	Ben Kargbo	6-1	210	Jr.
PR	4	Spencer Davis	5-8	175	So.
	21	Ben Kargbo	6-1	210	Jr.

Returning Starters in Bold

Key Losses

QB	Matt Scheible	1459 pass yds, 12 TDs; 967 rush yds, 9 TD's
LB	Philip Klaproth	72 tackles, 1.0 TFL, 2 FF
DB	Bryan Blanfort	73 tackles, 4.0 TFL, 1 INT

PLAYERS TO WATCH

BLAKE PEIFFER

Senior • Linebacker
6-1 • 225 • Jackson, Mo.



One of 20 players named to the Preseason Buck Buchanan Award Watch List; the award is given to the top defensive player in the FCS...Also named a Preseason All-American by The Sports Network... Preseason OVC Defensive Player of the Year...In 2011 earned All-America honors from the AP, Phil Steele and the Sports Network...Ranked third nationally with 13.7 tackles/game on the way to earning first-team All-OVC honors...Registered double-digit tackles in 10 of 11 starts and broke the school's single-season record with 151 tackles last season...As a sophomore in 2010, Peiffer recorded 59 tackles.

EVAN CONRAD

Senior • Offensive Tackle
6-3 • 305 • Columbia, Mo.



Named a Preseason All-American by The Sports Network...Is one of six returning offensive linemen with starting experience for the Redhawks...Started all 11 games for the Redhawks last season, making nine starts at left tackle and two at right guard...Has made 32 consecutive starts, including 25 at left tackle...Was a first-team All-OVC selection in 2010, a season when four Southeast offensive linemen were named to the first-team and the Redhawks went on to win its first OVC Championship.

TEAM NOTES

• Southeast Missouri led the Ohio Valley Conference in rushing each of the last two seasons. The Redhawks ranked ninth in the nation in that category with an average of 233.1 yards per game last season. Prior to that, Southeast averaged 265.1 yards per game in 2010 and ranked second in the OVC with 183.6 yards per game in 2009.

• The Redhawks return two All-Ohio Valley Conference performers in linebacker Blake Peiffer and wide receiver/return specialist Spencer Davis. Peiffer led the OVC and ranked third in the nation with 13.7 tackles per game last season. Davis led the conference and ranked 23rd in the nation in all-purpose yardage with 138.7 yards per game.

• Southeast piled up 2,564 rushing yards in 2011, second-most in a single-season in school history. The Redhawks had seven 100-yard rushing performances, including four by quarterback Matt Scheible.

• The Redhawks will have a new look under center after losing three-year starting quarterback Matt Scheible. Scheible capped his outstanding Southeast career with All-Conference honors in each of the last two seasons. He became the first player in Ohio Valley Conference history to pass for 4,000 and rush for 2,000 yards in a career. Kyle Snyder, who was with the Redhawks in the spring, is expected to replace Scheible. Snyder played five games at Mid-American Conference member Ohio University a year ago. He completed 5-of-8 passes for 38 yards in a backup role for the Bobcats who came up short against Northern Illinois in the MAC Championship game.

NUMERICAL ROSTER

No.	Name	Pos.	Ht.	Wt.	Yr.	Hometown (Last School)
2	Tyler Peoples	QB	6-1	180	So.	Glendale, Ariz. (Independence)
3	Lennies McFerren	RB	5-9	205	So.	Paris, Tenn. (Henry County)
4	Spencer Davis	WR/RS	5-8	175	So.	Florissant, Mo. (Hazelwood Central)
5	Wisler Ymonice	LB	6-0	205	Jr.	Auburndale, Fla. (Auburndale)
11	Blake Peiffer	LB	6-1	225	Sr.	Jackson, Mo. (Jackson)
12	Kyle Snyder	QB	6-1	225	So.	Barberton, Ohio (Ohio University)
12	Matt Starks	S	5-11	190	So.	Paducah, Ky. (Lone Oak)
13	Lewis Washington	RB	5-10	215	R-Fr.	Arlington, Texas (Mansfield Summit)
14	Myles Littlejohn	RB	5-9	195	So.	St. Louis, Mo. (St. Ambrose University)
16	Zach Levy	QB	6-2	178	Jr.	St. Peters, Mo. (Francis Howell Central)
17	Scott Lathrop	QB	5-10	175	R-Fr.	Warrenton, Mo. (Warrenton)
20	Garrett Schaefer	WR	5-7	155	R-Fr.	Scott City, Mo. (Scott City)
21	Ben Kargbo	SS	6-1	210	Jr.	Albany, N.Y. (University of Buffalo)
22	Branden Spann	FS	6-2	175	Sr.	Jersey City, N.J. (James J. Ferris)
23	Tylor Brock	FS	6-3	218	Sr.	St. Louis, Mo. (Parkway North)
24	Cantrell Andrews	DB	5-9	180	Jr.	Cape Girardeau, Mo. (Missouri Valley College)
25	Ola Alli	WR	6-2	195	Sr.	St. Louis, Mo. (Hazelwood Central)
26	Tim Hamm-Bey	CB	5-9	165	So.	St. Louis, Mo. (Lindbergh)
27	Levi Terrell	RB	6-0	195	Sr.	Desoto, Mo. (Nebraska-Omaha)
28	Renard Celestin	RB	5-11	190	Sr.	Springfield, Ill. (Springfield)
30	Ron Coleman	FB	5-11	250	So.	Omaha, Neb. (North)
31	Josh Freeman	S	6-1	180	R-Fr.	Poplar Bluff, Mo. (Poplar Bluff)
32	Reggie Jennings	CB	5-11	185	So.	Westchester, Ill. (Nazareth Academy)
33	Joe Vucic	K/P	6-1	190	Jr.	Willoughby Hills, Ohio (Kent State)
34	David Smart	LB	6-1	236	So.	Rogers, Ark. (Rogers)
35	Bryant Worts	RB	6-0	215	So.	Jersey City, N.J. (James J. Ferris)
36	Drew Geldbach	K	6-0	205	Sr.	Wildwood, Mo. (University of Missouri)
37	Josh Nicks	FB	6-1	225	Jr.	Union City, Tenn. (Union City)
39	Darrick Borum	LB	6-2	210	Sr.	Marion, Ill. (Marion)
41	Elijah Jackson	WR	6-1	200	So.	St. Louis, Mo. (Eureka)
42	Justin Love	DE	6-4	205	Sr.	St. Joseph, Mo. (Central)
44	Sam Poole	CB	5-11	185	R-Fr.	O'Fallon, Ill. (O'Fallon)
45	Andy McNeel	LB	6-1	200	R-Fr.	Eureka, Mo. (Eureka)
46	Derek Walker	LB	5-10	215	Sr.	Cape Girardeau, Mo. (Cape Central)
47	Brandon Beck	FB	5-10	220	So.	Jackson, Mo. (Jackson)
48	Kory Hamill	FB	5-9	230	So.	St. Louis, Mo. (Parkway South)
49	Daniel Siehndel	LB	6-2	215	So.	Kansas City, Mo. (Univ. of Northern Colorado)
50	Taylor Ramsey	DE/DT	6-1	240	Sr.	Moorpark, Calif. (Ventura College)
51	James Hubler	DE	6-2	220	So.	Doniphan, Mo. (Missouri Valley College)
52	George Neuhaus	LB	6-1	225	So.	Skokie, Ill. (Niles North)
53	Brian Wright	LB	5-10	245	So.	Maryland Heights, Mo. (Pattonville)
54	Derek Gohn	LB/LS	6-0	215	Jr.	St. Louis, Mo. (Christian Brothers)
55	Nick Coffman	OL	6-1	275	So.	Pevely, Mo. (Jefferson County CC)
56	Ethan Abernathy	G	6-1	275	R-Fr.	Calhoun, Ga. (Adairsville)
57	Matt Shannon	C	6-2	280	Sr.	Washington, Mo. (St. Francis Borgia)
59	Justin Fowler	OT	6-3	260	R-Fr.	Warrenton, Mo. (Warrenton)
60	Brandon Gabbard	LS	6-5	270	Sr.	Peoria, Ariz. (Mountain Ridge)
61	Pete Niggemann	G	6-2	320	Sr.	Scottsdale, Ariz. (Glendale CC)
62	Josh Jourdan	C/G	6-1	315	Sr.	Torrance, Calif. (Los Angeles Harbor College)
66	Ben Schmidt	OT	6-4	255	So.	Cincinnati, Ohio (Oak Hills)
69	Colt McCauley	G	6-1	255	Sr.	Marlow, Okla. (Marlow)
70	Traven Mable	G	6-2	325	R-Fr.	Willingboro, N.J. (Willingboro)
71	Dominic Maldonado	OT	6-4	315	Sr.	Eureka, Mo. (University of Arkansas)
73	Chris Duggins	G/C	6-2	310	Sr.	Pleasanton, Kan. (Fort Scott CC)
74	Evan Conrad	OT	6-3	305	Sr.	Columbia, Mo. (Hickman)
75	William Jelks	OT	6-1	280	So.	Paris, Tenn. (Henry County)
76	Corey Porter	C	6-1	290	So.	Sikeston, Mo. (Sikeston)
77	Donnie Bess	OT	6-6	275	R-Fr.	Park Hills, Mo. (Central)
79	Conrad Schmid	OT	6-5	311	Jr.	Kremmen, Germany (Western Michigan)
80	D.J. Foster	WR	6-4	185	Jr.	Joliet, Ill. (Joliet West)
81	Matt Bell	WR	6-2	175	Jr.	St. Louis, Mo. (Mary Institute and Country Day)
83	Zach Hayes	TE	6-2	220	R-Fr.	St. Louis, Mo. (Mehlville)
84	Art Mueller	WR	6-2	230	Jr.	Eureka, Mo. (Eureka)
85	Wyky Jean	TE	6-1	220	Jr.	Ft. Lauderdale, Fla. (Calvary Christian Academy)
86	Marq Goodlitt	TE	6-3	260	Sr.	Upland, Calif. (Citrus College)
87	Tyler French	TE	6-2	265	Sr.	Scottsdale, Ariz. (Phoenix College)
88	Mike Cyliax	WR	6-1	200	So.	St. Louis, Mo. (Oakville)
89	Aaron Bennett	TE	6-3	230	R-Fr.	Dawson, Ill. (Tri-City)
90	Josyah O'Keefe-Lopez	DT	6-3	260	Sr.	Covina, Calif. (Charter Oak)
92	Trent Peterson	DE	6-3	255	So.	Little Rock, Ark. (Milford Academy)
93	Joe Malolo	DT	6-0	265	Sr.	Deer Valley, Calif. (Los Medanos College)
94	Joey Kolan	DE	6-2	225	So.	Truxton, Mo. (Central Methodist)
95	Alonzo Nevarez	DE	6-3	245	Sr.	West Covina, Calif. (Citrus College)
96	Justin Greene	DE	6-4	220	R-Fr.	Warrenton, Mo. (Warrenton)
97	Nathan Jones	G	6-2	278	Jr.	West Palm Beach, Fla. (Suncoast)
98	Frankie Davis	DT	6-1	290	Jr.	Clermont, Fla. (East Ridge)
99	Quinn Perry	NT	5-10	290	Sr.	Hayward, Calif. (Laney College)
	Colby Baker	QB	5-11	175	Fr.	Hardee, Fla. (Hardee)
	Garret Baker	OT	6-2	270	Fr.	Owensville, Mo. (Owensville)
	Dashune Barlow	DB	5-8	170	Fr.	Cedar Hill, Texas (Cedar Hill)
	Austin Black	DL	6-0	255	Fr.	Warrenton, Mo. (Warrenton)
	BJ Buckner	WR	6-1	180	Fr.	St. Louis, Mo. (Kirkwood)
	Selwyn Carrol	DL	6-2	255	Fr.	Jacksonville, Fla. (Trinity Christian Academy)
	David Coley	S	6-0	185	Fr.	Inglewood, Calif. (Valley Christian)
	Darrius Darden-Box	ATH	5-10	170	Fr.	Nashville, Tenn. (Pearl-Cohn)
	Dylan Flannery	FB/LB	6-0	220	Jr.	Chandler, Ariz. (Glendale CC)
	Terry Grigsby	WR	6-1	170	Fr.	Omaha, Neb. (Nor)
	Terrance Hill	LB	6-1	205	Fr.	Kansas City, Mo. (Raytown)
	Lawrence Hills	DE	6-3	230	Fr.	Jacksonville, Fla. (West Nassau)
	Blake Jackson	QB	6-0	210	Fr.	Houston, Texas (Dobie)
	DeMichael Jackson	RB	5-11	180	Fr.	Louisville, Ky. (Jeffersontown)
	Paul McRoberts	WR	6-3	185	Fr.	St. Louis, Mo. (Soldan)
	Travis Sanders	DE	6-3	220	Fr.	St. Clair, Mo. (St. Clair)
	Jon Slania	DL	6-2	270	Fr.	Chicago, Ill. (South Elgin)

ALPHABETICAL ROSTER

No.	Name	Pos.	Yr.
56	Ethan Abernathy	G	R-Fr.
25	Ola Alli	WR	Sr.
24	Cantrell Andrews	DB	Jr.
	Colby Baker	QB	Fr.
	Garret Baker	OT	Fr.
	Dashune Barlow	DB	Fr.
47	Brandon Beck	FB	So.
81	Matt Bell	WR	Jr.
89	Aaron Bennett	TE	R-Fr.
77	Donnie Bess	OT	R-Fr.
	Austin Black	DL	Fr.
39	Darrick Borum	LB	Sr.
23	Tylor Brock	FS	Sr.
	BJ Buckner	WR	Fr.
	Selwyn Carrol	DL	Fr.
28	Renard Celestin	RB	Sr.
55	Nick Coffman	OL	So.
30	Ron Coleman	FB	So.
	David Coley	S	Fr.
74	Evan Conrad	OT	Sr.
88	Mike Cyliax	WR	So.
	Darrius Darden-Box	ATH	Fr.
98	Frankie Davis	DT	Jr.
4	Spencer Davis	WR/RS	So.
73	Chris Duggins	OL	Sr.
	Dylan Flannery	FB/LB	Jr.
80	D.J. Foster	WR	Jr.
59	Justin Fowler	OT	Fr.
31	Josh Freeman	S	R-Fr.
87	Tyler French	TE	Sr.
60	Brandon Gabbard	LS	Sr.
36	Drew Geldbach	K	Sr.
54	Derek Gohn	LB/LS	Jr.
86	Marq Goodlitt	TE	Sr.
96	Justin Greene	DE	R-Fr.
	Terry Grigsby	WR	Fr.
48	Kory Hamill	FB	So.
26	Tim Hamm-Bey	CB	So.
83	Zach Hayes	TE	R-Fr.
	Terrance Hill	LB	Fr.
	Lawrence Hills	DE	Fr.
51	James Hubler	DE	So.
	Blake Jackson	QB	Fr.
	DeMichael Jackson	RB	Fr.
41	Elijah Jackson	WR	So.
85	Wyky Jean	TE	Jr.
75	William Jelks	OT	So.
32	Reggie Jennings	CB	So.
97	Nathan Jones	G	Jr.
62	Josh Jourdan	OL	Sr.
21	Ben Kargbo	SS	Jr.
94	Joey Kolan	DE	So.
17	Scott Lathrop	QB	R-Fr.
16	Zach Levy	QB	Jr.
14	Myles Littlejohn	RB	So.
42	Justin Love	DE	Sr.
70	Traven Mable	OL	R-Fr.
71	Dominic Maldonado	OT	Sr.
93	Joe Malolo	DT	Sr.
69	Colt McCauley	OL	Sr.
3	Lennies McFerren	RB	So.
45	Andy McNeel	LB	R-Fr.
	Paul McRoberts	WR	Fr.
84	Art Mueller	WR	Jr.
52	George Neuhaus	LB	So.
95	Alonzo Nevarez	DE	Sr.
37	Josh Nicks	FB	Jr.
61	Pete Niggemann	OL	Sr.
90	Josyah O'Keefe-Lopez	DT	Sr.
11	Blake Peiffer	LB	Sr.
2	Tyler Peoples	QB	So.
99	Quinn Perry	NT	Sr.
92	Trent Peterson	DE	So.
44	Sam Poole	CB	R-Fr.
76	Corey Porter	C	So.
50	Taylor Ramsey	DL	Sr.
	Travis Sanders	DE	Fr.
20	Garrett Schaefer	WR	R-Fr.
79	Conrad Schmid	OT	Jr.
66	Ben Schmidt	OT	So.
57	Matt Shannon	C	Sr.
49	Daniel Siehndel	LB	So.
	Jon Slania	DL	Fr.
34	David Smart	LB	So.
12	Kyle Snyder	QB	So.
22	Branden Spann	FS	Sr.
12	Matt Starks	S	So.
27	Levi Terrell	RB	Sr.
33	Joe Vucic	K/P	Jr.
46	Derek Walker	LB	Sr.
13	Lewis Washington	RB	R-Fr.
35	Bryant Worts	RB	So.
53	Brian Wright	LB	So.
5	Wisler Ymonice	LB	Jr.



In 2010 Tony Samuel led the Southeast Missouri State Redhawks to its first OVC Championship and first playoff berth (at any level) on his way to winning the Eddie Robinson Award as National Coach of the Year.

TONY SAMUEL

HEAD COACH

7TH SEASON (15TH OVERALL)

59-100 CAREER RECORD

25-43 AT SOUTHEAST MISSOURI

Birthdate: Nov. 14, 1955

Hometown: Jersey City, N.J.

College: Nebraska, 1981 (Education)

Family: Wife - Tamara

Children - Travis, Serena, Phillip, Karisa, Terryn

Career Record

Year	School	Overall	Conf. (Finish)
1997	New Mexico State	2-9	0-5 (6th)
1998	New Mexico State	3-8	1-4 (6th)
1999	New Mexico State	6-5	3-3 (3rd-t)
2000	New Mexico State	3-8	1-4 (4th-t)
2001	New Mexico State	5-7	4-2 (3rd)
2002	New Mexico State	7-5	5-1 (2nd)
2003	New Mexico State	3-9	2-5 (7th)
2004	New Mexico State	5-6	4-3 (3rd-t)
2006	Southeast Missouri	4-7	2-6 (7th)
2007	Southeast Missouri	3-8	1-7 (7th-t)
2008	Southeast Missouri	4-8	2-6 (7th-t)
2009	Southeast Missouri	2-9	1-7 (8th)
2010	Southeast Missouri	9-3	7-1 (1st)
2011	Southeast Missouri	3-8	2-6 (7th-t)

CAREER HIGHLIGHTS

• After leading Southeast Missouri to a 9-3 overall record, 7-1 OVC mark and OVC Championship, a Top 10 national ranking and a berth in the FCS Playoffs in 2010, Samuel earned the Sports Network's Eddie Robinson Award which goes to the National Coach of the Year. He is the second coach from the OVC to earn the honor (following Houston Nutt in 1995).

• The playoff berth in 2010 was the first for the program at any level in its 104-year history of football. The team also reached as high as No. 7 in the polls before finishing the year ranked 13th.

• Samuel has a wealth of experience, both as a player and coach, to the profession. After a playing career under Tom Osborne at Nebraska (1974-77), Samuel was an assistant coach at Western Michigan (1982-83), Stanford (1984-85) and Nebraska (1998-96) before taking over the head coach duties at New Mexico State for eight years (1997-04). He was also an assistant coach at Purdue for one season (2005) before becoming head coach at Southeast Missouri.

• Samuel has participated in 15 Bowl Games as a player or coach. That includes the 1994 and 1995 Orange Bowls, where Nebraska won back-to-back national championships.

• As a player for the Cornhuskers, Samuel was a member of Osborne's first recruiting class and was a two-year starter at defensive end. He played in four bowl games (Sugar, Fiesta, Astro Bluebonnet and Liberty) and earned honorable mention All-Big Eight honors as a senior in 1977.

• In his tenure at NMSU, led the team to only its third winning season in 32 years with a 6-5 mark in 1999. Also helped the Aggies program set records for total and average attendance.

• Samuel was born in Trinidad, West Indies but moved to Jersey City, N.J. at age 10.

ASSISTANT COACHES

Asst. Head Coach/Offensive Coordinator: Tim McGuire
 Alma Mater:Nebraska, 1975 (7th season)

Defensive Coordinator/Linebackers:Brian Mohnsen
 Alma Mater: Nebraska, 1992 (2nd season)

Offensive Line:Brian Boerboom
 Alma Mater:Nebraska, 1992 (6th season)

Running Backs/Special Teams:Chris Norris
 Alma Mater: Nebraska-Omaha, 1999 (7th season)

Offensive Line:Brian Boerboom
 Alma Mater:Nebraska, 1992 (1st season)

Quarterbacks:Tyler Hennes
 Alma Mater: Emporia State, 2007 (2nd season)

Wide Receivers/Recruiting Coordinator:Joel Beard
 Alma Mater: Wisconsin-Platteville, 1999 (2nd season)

Safeties:Nick Stauffer
 Alma Mater: Southeast Missouri, 2008 (4th season)

Cornerbacks:Jake Dickert
 Alma Mater: UW-Stevens Point, 2007 (1st season)

G.A. - Defensive Line/Special Teams:Salim Powell
 Alma Mater: Southeast Missouri, 2009 (2nd season)

Director of Football Operations:Marvin Anderson
 Alma Mater: Southeast Missouri, 2009 (2nd season)

2011 TEAM STATISTICS

	<u>SEMO</u>	<u>Opponent</u>				
SCORING	255	413				
Points Per Game	23.2	37.5				
FIRST DOWN	204	272				
Rushing	126	148				
Passing	68	107				
Penalty	10	17				
RUSHING YARDAGE	2564	2763				
Yards Gained Rushing	2772	2874				
Yards Lost Rushing	208	111				
Rushing Attempts	482	509				
Average Per Rush	5.3	5.4				
Average Per Game	233.1	251.2				
TDs Rushing	21	37				
PASSING YARDAGE	1498	2010				
Comp-Att-Int	126-236-7	192-288-4				
Average Per Pass	6.3	7.0				
Average Per Catch	11.9	10.5				
Average Per Game	136.2	182.7				
TDs Passing	12	14				
TOTAL OFFENSE	4062	4773				
Total Plays	718	797				
Average Per Play	5.7	6.0				
Average Per Game	369.3	433.9				
TIME OF POSSESSION/GAME	28:56	31:01				
3RD DOWN CONVERSIONS	52/145	81/146				
3rd-Down Pct.	36%	55%				
4TH DOWN CONVERSIONS	14/28	8/13				
4th-Down Pct.	50%	62%				
RED-ZONE SCORES	29-34 (85%)	49-54 (91%)				
RED-ZONE TOUCHDOWNS	22-34 (65%)	39-54 (72%)				
PAT-ATTEMPTS	30-33 (91%)	50-54 (93%)				
ATTENDANCE	32,026	68,050				
Games/Avg. Per Game	6/5,338	5/13,610				
Neutral Site Games	-	0/0				
<u>SCORE BY QUARTERS</u>	<u>1st</u>	<u>2nd</u>	<u>3rd</u>	<u>4th</u>	<u>OT</u>	<u>Total</u>
Southeast Missouri	45	67	61	82	-	255
Opponents	103	126	77	107	-	413

2011 INDIVIDUAL STATISTICS

RUSHING						
<u>Player</u>	<u>G</u>	<u>Att.</u>	<u>Yds.</u>	<u>Avg.</u>	<u>TD</u>	<u>Yds./G</u>
Matt Scheible	11	184	967	5.3	9	87.9
Ron Coleman	11	83	320	3.9	5	29.1
Levi Terrell	5	47	312	6.6	3	62.4
Lennies McFerren	9	65	255	3.9	1	28.3
Spencer Davis	10	9	250	27.8	1	25.0
PASSING						
<u>Player</u>	<u>G</u>	<u>Cmp.-Att.</u>	<u>Pct.</u>	<u>Yds.</u>	<u>TD/Int.</u>	<u>Avg.</u>
Matt Scheible	11	123-233	55.2	1459	12/7	132.6
Trey Lewis	5	3-10	30.0	39	0/0	7.8
RECEIVING						
<u>Player</u>	<u>G</u>	<u>No.</u>	<u>Yds.</u>	<u>Avg.</u>	<u>TD</u>	<u>Yds./G</u>
D.J. Foster	7	25	352	14.1	3	50.3
Spencer Davis	10	20	314	15.7	3	31.4
Ron Coleman	11	14	138	9.9	0	12.5
Aaron King	8	13	146	11.2	1	18.2
Chantae Ahametule	11	10	138	13.8	1	12.5
SCORING						
<u>Player</u>	<u>G</u>	<u>TD</u>	<u>Xpt.</u>	<u>FG</u>	<u>Pts.</u>	<u>Pts./G</u>
Matt Scheible	11	9	-	-	54	4.9
Drew Geldbach	10	-	23-26	7-13	44	4.4
Ron Coleman	11	5	-	-	30	2.7
Spencer Davis	10	4	-	-	24	2.4
TACKLES						
<u>Player</u>	<u>G</u>	<u>Solo</u>	<u>Asst.</u>	<u>Total</u>	<u>TFL</u>	<u>Sacks</u>
Blake Peiffer	11	79	72	151	7.0	0.5
Bryan Blanfort	11	45	28	73	4.0	0
Philip Klaproth	11	43	29	72	1.0	0
Darrick Borum	11	29	36	65	1.5	0.5
Tylor Brock	11	39	25	64	1.5	0
INTERCEPTIONS						
<u>Player</u>	<u>G</u>	<u>No.</u>	<u>Yds.</u>	<u>Avg.</u>	<u>TD</u>	<u>PBU</u>
Tim Hamm-Bey	11	2	6	31.0	0	2
Bryan Blanfort	11	1	-4	-4.0	0	2
Darrick Borum	11	1	16	16.0	0	0
Returning Players in Bold						



2011 SCHEDULE AND RESULTS

<u>Date</u>	<u>Opponent</u>	<u>Result</u>	<u>Attendance</u>
9/3	#17 Southern Illinois	L, 38-10	10,136
9/17	at Purdue	L, 59-0	46,116
9/24	at Tennessee Tech*	L, 38-31	8,251
10/1	Eastern Illinois*	W, 37-30	7,757
10/8	at Tennessee State*	L, 55-3	6,234
10/15	at Eastern Kentucky*	L, 41-17	4,100
10/22	Austin Peay*	W, 17-13	6,800
10/29	at UT Martin*	L, 38-30	3,349
11/5	Central Methodist	W, 55-44	3,211
11/12	Jacksonville State*	L, 22-21	1,984
11/19	Murray State*	L, 35-34	2,138

* - Ohio Valley Conference Contest
Home Games in Bold

TEAM RECORDS

INDIVIDUAL RUSHING

Most Attempts

Game: 40 - Kelvin Anderson vs. Austin Peay (1993)
Season: 305 - Henry Harris (2010)
Career: 637 - Walter Smallwood (1965-68)

Most Yards

Game: 293 - Henry Harris vs. SW Baptist (2010)
Season: 1,735 - Henry Harris (2010)
Career: 3,392 - Kelvin Anderson (1992-94)

INDIVIDUAL PASSING

Most Attempts

Game: 63 - Mke Haley vs. Kent State (2005)
Season: 466 - Andrew Goodenough (2004)
Career: 885 - Jason Liley (1989-92)

Most Completions

Game: 34 - Andrew Goodenough vs. EIU (2004)
34 - Mike Haley vs. Kent State (2005)
Season: 279 - Andrew Goodenough (2004)
Career: 556 - Jason Liley (1989-92)

Most Yards

Game: 429 - Jack Tomco vs. UT Martin (2002)
Season: 3,132 - Jack Tomco (2002)
Career: 6,179 - Jason Liley (1989-92)

INDIVIDUAL RECEIVING

Most Receptions

Game: 14 - Farron Haley vs. Lincoln (1989)
Season: 87 - Willie Ponder (2002)
Career: 181 - Darrell Philon (1988-91)

Most Receiving Yards

Game: 211 - Art Miller vs. Evansville (1969)
Season: 1,453 - Willie Ponder (2002)
Career: 2,543 - Willie Ponder (2001-02)



Henry Harris was named an All-American and OVC Offensive Player of the Year after a record-breaking season in 2010. Harris set the Redhawks single season rushing record with 1,735 yards, the fourth-highest mark in OVC history.

YEAR-BY-YEAR RESULTS

YEAR	ALL	OVC	COACH	YEAR	ALL	OVC	COACH
1904	2-0	--	--	1958	7-1-1	--	Kenneth Knox
1905	2-1	--	--	1959	7-2	--	Kenneth Knox
1906	2-3-1	--	--	1960	6-4	--	Kenneth Knox
1907	1-3	--	--	1961	5-5	--	Kenneth Knox
1908	0-3	--	--	1962	7-3	--	Kenneth Knox
1909	1-1	--	--	1963	4-6	--	Kenneth Knox
1910	1-1	--	--	1964	5-5	--	Kenneth Knox
1911	2-2	--	--	1965	2-8	--	Kenneth Knox
1912	2-2	--	--	1966	5-5	--	Kenneth Knox
1913	1-3-1	--	--	1967	8-2	--	Kenneth Knox
1914	No games played			1968	6-4	--	Tom Thrower
1915	2-4	--	F. Courleaux	1969	8-2	--	Tom Thrower
1916	4-5	--	F. Courleaux	1970	5-5	--	Tom Thrower
1917	2-2-1	--	F. Courleaux	1971	7-3-1	--	Tom Thrower
1918	2-0	--	F. Courleaux	1972	5-4-1	--	Tom Thrower
1919	2-4	--	F. Courleaux	1973	6-4	--	Tom Thrower
1920	0-4	--	F. Courleaux	1974	7-4	--	Jim Lohr
1921	1-4-2	--	F. Courleaux	1975	7-4	--	Jim Lohr
1922	5-2-1	--	F. Courleaux	1976	7-3-1	--	Jim Lohr
1923	4-3	--	F. Courleaux	1977	7-3-1	--	Jim Lohr
1924	3-5	--	F. Courleaux	1978	6-5	--	Jim Lohr
1925	4-2-2	--	F. Courleaux	1979	6-4-1	--	Jim Lohr
1926	0-6-1	--	F. Courleaux	1980	4-7	--	Jim Lohr
1927	1-5-2	--	F. Courleaux	1981	2-9	--	Jim Lohr
1928	1-5-1	--	F. Courleaux	1982	5-5-1	--	Jim Lohr
1929	3-3-1	--	F. Courleaux	1983	1-9	--	Jim Lohr
1930	1-6-1	--	George Flamank	1984	1-10	--	Bob Smith
1931	2-8	--	George Flamank	1985	4-7	--	Bob Smith
1932	2-6-1	--	Abe Stuber	1986	6-5	--	Bob Smith
1933	5-3-1	--	Abe Stuber	1987	6-4-1	--	Bob Smith
1934	8-1	--	Abe Stuber	1988	6-4	--	Bill Maskill
1935	7-2	--	Abe Stuber	1989	7-4	--	Bill Maskill
1936	4-5	--	Abe Stuber	1990	7-3	--	John Mumford
1937	9-0	--	Abe Stuber	1991	3-8	3-4	John Mumford
1938	3-5	--	Abe Stuber	1992	2-9	2-6	John Mumford
1939	5-3-1	--	Abe Stuber	1993	3-8	2-6	John Mumford
1940	4-5-1	--	Abe Stuber	1994	7-5	5-3	John Mumford
1941	4-4-1	--	Abe Stuber	1995	5-6	5-3	John Mumford
1942	6-2	--	Abe Stuber	1996	3-8	3-5	John Mumford
1943	4-2	--	Abe Stuber	1997	4-7	1-6	John Mumford
1944	3-4	--	Abe Stuber	1998	3-8	2-5	John Mumford
1945	No games played			1999	3-8	2-5	John Mumford
1946	8-0-1	--	Abe Stuber	2000	3-8	1-6	Tim Billings
1947	2-6-1	--	Wayne Goddard	2001	4-7	1-5	Tim Billings
1948	0-7-2	--	Wayne Goddard	2002	8-4	4-2	Tim Billings
1949	2-7	--	Wayne Goddard	2003	5-7	5-3	Tim Billings
1950	4-5-1	--	Wayne Goddard	2004	3-8	3-5	Tim Billings
1951	2-5-1	--	Wayne Goddard	2005	2-9	2-6	Tim Billings
1952	4-4	--	Kenneth Knox	2006	4-7	2-6	Tony Samuel
1953	4-3-2	--	Kenneth Knox	2007	3-8	1-7	Tony Samuel
1954	7-2	--	Kenneth Knox	2008	4-8	2-6	Tony Samuel
1955	9-0	--	Kenneth Knox	2009	2-9	1-7	Tony Samuel
1956	2-7	--	Kenneth Knox	2010	9-3	7-1	Tony Samuel
1957	6-2-1	--	Kenneth Knox	2011	3-8	2-6	Tony Samuel

OVC Championships (1)


2010

NCAA FCS Playoff Appearances (1)

2010

ALL-TIME COACHES

Coach	Years	Overall Record	OVC Record	OVC Titles	Playoff Appearances
F. Courleaux	1915-29	34-53-11 (.347)	-	-	-
George Flamank	1930-31	3-14-1 (.166)	-	-	-
Abe Stuber	1932-46	72-46-6 (.600)	-	-	-
Wayne Goddard	1947-51	10-30-5 (.222)	-	-	-
Kenneth Knox	1952-67	89-58-4 (.583)	-	-	-
Tom Thrower	1968-73	32-22-2 (.607)	-	-	-
Jim Lohr	1974-83	52-53-4 (.477)	-	-	-
Bob Smith	1984-87	17-26-1 (.386)	-	-	-
Bill Maskill	1988-89	13-8-0 (.619)	-	-	-
John Mumford	1990-99	40-70 (.364)	25-43 (.368)	0	0
Tim Billings	2000-05	25-43 (.321)	16-27 (.372)	0	0
Tony Samuel	2006-present	25-43 (.368)	15-32 (.319)	1	1



LP Field (69,143) - Opened in 1999/Hale Stadium (15,000) - Reopened in 2012



TENNESSEE STATE TIGERS



Dr. Portia Holmes Shields
Interim President



Teresa Phillips
Athletics Director



Russell Luna
Football Contact



Rod Reed
Head Coach

2012 SCHEDULE

Sept. 1	Florida A&M #%	6:00 p.m.
<i>Series tied 25-25-1; Last Meeting: Tennessee State won 29-18 (9/25/10)</i>		
Sept. 8	vs. Jackson State \$	6:00 p.m.
<i>Tennessee State leads 23-20-2; Last Meeting: JSU won 35-2 (9/10/11)</i>		
Sept. 15	Austin Peay* @	1:00 p.m.
<i>Tennessee State leads 8-6; Last Meeting: APSU won 37-34 (10/1/11)</i>		
Sept. 22	at Bethune-Cookman	3:00 p.m.
<i>Tennessee State leads 5-1; Last Meeting: BC won 16-13 (11/7/87)</i>		
Sept. 29	Arkansas-Pine Bluff (HC) %	6:00 p.m.
<i>First meeting</i>		
Oct. 6	Eastern Kentucky* @	1:00 p.m.
<i>Eastern Kentucky leads 20-4; Last Meeting: ECU won 33-22 (10/22/11)</i>		
Oct. 13	at Southeast Missouri*	6:00 p.m.
<i>Series tied 10-10; Last Meeting: Tennessee State won 55-3 (10/8/11)</i>		
Oct. 20	at Jacksonville State* (TV: WJXS)	3:00 p.m.
<i>Jacksonville State leads 6-1; Last Meeting: JSU won 38-16 (11/19/11)</i>		
Oct. 27	Tennessee Tech* @	1:00 p.m.
<i>Tennessee State leads 14-10; Last Meeting: TSU won 42-40 (10/15/11)</i>		
Nov. 3	at Murray State*	1:00 p.m.
<i>Murray State leads 12-11; Last Meeting: Murray State won 58-27 (9/17/11)</i>		
Nov. 17	at UT Martin* (TV: WLJT)	2:00 p.m.
<i>Tennessee State leads 14-7; Last Meeting: TSU won 35-30 (11/12/11)</i>		

* Denotes Ohio Valley Conference Matchup

Home Games in Bold HC - Homecoming

All Times Central and Subject to Change

% - Game Played at LP Field @ - Game Played at Hale Stadium

- John Merritt Classic (Nashville, Tenn.)

\$ - Southern Heritage Classic (Memphis, Tenn.)

QUICK FACTS

Basic Information

Location:	Nashville, Tenn.
Enrollment:	9,165
Founded:	1912
Nickname:	Tigers
Colors:	Royal Blue and White
Interim President:	Dr. Portia Holmes Shields
Athletic Director:	Teresa Phillips
Stadium (Capacity):	LP Field (69,143)/Hale Stadium (15,000)
Surface:	Tifsport Bermuda Sod/Bermuda Sod

Media Relations

Football Contact:	Russell Luna
Office Phone:	(615) 963-5922
Cell Phone:	(615) 308-6245
Fax:	(615) 963-7589
Email:	rluna@tnstate.edu
Web site:	www.TSUTigers.com
Press Box Phone:	(615) 565-4450/TBA

Team Information

Offense:	Spread/Pro Style
Defense:	4-3
Lettermen Returning/Lost:	56/22
Offensive Starters Returning:	9
Defensive Starters Returning:	5
Specialist Starters Returning:	3
2011 Record/OVC Record (Finish):	5-6/4-4 (5th/tie)
Postseason:	none

All-Time Record/OVC Record:	584-278-26 (.672)/79-92 (.462)
Joined OVC:	1988
OVC Championships (Last):	2 (1999)
NCAA FCS Playoff Appearances (Last):	4 (1999)

PRESEASON DEPTH CHART

OFFENSE

WR	6	Travis James	5-11	175	Sr.
	83	Jeremy Pryor	6-2	175	Jr.
OT	75	Rogers Gaines	6-7	320	Sr.
	77	Anthony Morris	6-6	290	So.
OG	73	Kadeem Edwards	6-4	320	Jr.
	69	Derek Sibley	6-4	301	So.
C	60	Sherman Carter	6-2	315	Sr.
	72	Brandon Rogers	6-4	317	So.
OG	65	Demetrius Rhaney	6-2	300	Jr.
	63	Anthony Woods	6-4	335	Sr.
OT	76	Brandon Haskin	6-4	310	Sr.
	70	Robert Myers	6-5	315	So.
QB	12	Michael German	6-3	200	So.
RB	2	Trabis Ward	5-11	210	Jr.
	18	Telvin Hooks	5-10	190	R-Fr.
FB	49	Johnntae Gleaves	6-0	260	Sr.
	41	Vernon Frett	5-10	250	Jr.
TE	16	Wesley Samuels	6-4	210	Jr.
	80	JeMarc Spears	6-3	234	So.
WR	11	Devin Wilson	6-3	200	Sr.
	83	Jeremy Pryor	6-2	175	Jr.

DEFENSE

DE	14	Antonio Harper	6-3	240	Jr.
	55	Anthony Bass	6-2	230	So.
DT	57	Mike Murphy	6-3	320	Sr.
	96	Derek Platt	6-4	240	R-Fr.
NT	93	Samquan Evans	5-11	290	So.
	90	Dinsdale Jackson	6-3	290	R-Fr.
DE	95	Lamar Wallace	6-3	270	Sr.
	54	Jack Ndem	6-2	245	R-Fr.
LB	8	Wilson Robinson	6-3	220	Jr.
	40	Jarron Guthrie	6-1	210	Sr.
LB	42	Nick Thrasher	6-2	240	So.
	44	Mike West	5-11	245	So.
LB	10	Greg Barksdale	6-2	215	Jr.
	7	Jarvis Mott	5-11	225	Fr.
CB	22	Steven Godbolt III	6-1	180	So.
	45	Justin Bather	6-0	170	Sr.
CB	24	Bernell Brooks	6-0	170	R-Fr.
	3	Chris Robinson	5-9	160	R-Fr.
FS	46	Daniel Fitzpatrick	6-2	190	So.
	21	Andrew Taylor	5-11	180	Jr.
SS	28	David Van Dyke	6-0	185	So.
	4	Ronnie Vinson	5-11	185	So.

SPECIAL TEAMS

PK	43	Jamin Godrey	6-2	180	Jr.
P	39	Andrew Hays	5-8	190	Fr.
LS	92	Howard Hunter	6-4	215	Sr.
HO	11	Devin Wilson	6-3	200	Sr.
KR	15	Weldon Garlington	5-7	160	So.
	6	Travis James	5-11	170	Sr.
PR	15	Weldon Garlington	5-7	160	So.
	6	Travis James	5-11	170	Sr.

Returning Starters in Bold

Key Losses

LB	Rico Council	87 tackles, 8.5 TFL; OVC Defensive Player of the Yr.
WR	Calvin McNair	41 catches, 735 yards, 7 TD's
DB	Joseph Wylie	66 tackles, 1 interception
LB	John Jones, Jr.	47 tackles, 7.5 TFL, 1.5 sacks, 2 forced fumbles
DL	DJ McCellion	Lost for the season due to injury.

PLAYERS TO WATCH



MICHAEL GERMAN

Sophomore • Quarterback
6-2 • 215 • Pompano Beach, Fla.

Was named the OVC Freshman of the Year in 2011 after completing 140 passes for 1,889 yards and 12 touchdowns...That included a 21-of-26 performance for 304 yards at Austin Peay...After seeing his first action of the season at FBS foe Air Force, German had three-straight games with 230-plus passing yards and two touchdowns, earning him OVC Newcomer of the Week honors for three-straight weeks...Overall he ranked 50th nationally in passing efficiency (130.05)... Was named a finalist for the inaugural Jerry Rice Award which is given to the top freshman in the FCS by The Sports Network.



ANTONIO HARPER

Junior • Defensive End
6-3 • 245 • Memphis, Tenn.

2012 Preseason All-OVC selection...Was a second-team All-OVC selection in 2011 after registering 44 tackles, 9.0 tackles-for-loss and 6.5 sacks in 11 contests...Was named OVC Defensive Player of the Week on Oct. 16 after netting a career-high nine tackles and 4.0 tackles-for-loss in a victory over nationally-ranked Tennessee Tech...Also earned Player of the Week honors on Nov. 6...Ranked 11th in the OVC in tackles-for-loss for the season...Played in 11 games as a redshirt freshman in 2010; had 23 tackles and 9.0 tackles-for-loss.

TEAM NOTES

• This season Tennessee State will play three home games on campus at Hale Stadium, its home from 1953 until moving to LP Field in 1999. The games will help honor the school's 100 year anniversary. The Tigers host Austin Peay on Sept. 15, Eastern Kentucky on Oct. 6 and Tennessee Tech on Oct. 27. While playing at Hale Stadium TSU went undefeated 10 times and won 10 championships, including the 1998 OVC Championship in its final year at Hale Stadium.

• Tennessee State University returns several conference award winners from a year ago. Three of those are from the offensive line. Sherman Carter (center), Kadeem Edwards (guard) and Rogers Gaines (tackle) bring second team All-OVC honors from a year ago. Quarterback Michael German returns after being named the 2011 OVC Freshman of the Year and a finalist for the Jerry Rice Award. German amassed over 1,800 yards and threw 12 touchdowns in his rookie season. Defensive lineman Antonio Harper returns after garnering second team All-OVC honors last year. Harper managed 9.0 tackles-for-loss, 6.5 sacks and 44 tackles a year ago. Stealthy defensive back Steven Godbolt was an OVC All-Newcomer selection and garnered College Sports Journal All-Freshman for his 37 tackles and two interceptions.

• The Tigers are fielding their 97th varsity football team this season and are playing in the Ohio Valley Conference for the 25th season. The Tigers have won 11 Black College National Championships over the years - 1946, 1947, 1954, 1956, 1965, 1966, 1970, 1971, 1973, 1979, 1982.


• Tennessee State has a long history of producing NFL talent, including former All-Pro players Richard Dent (Chicago Bears) and Ed "Too Tall" Jones (Dallas Cowboys). More recent NFL players include Randy Fuller - who played in Super Bowl XXX with Pittsburgh and Super Bowl XXXII with Atlanta - and Anthony Pleasant, who played with New England in both Super Bowl XXXV and XXXVII. In 2008, Dominique Rodgers-Cromartie was taken by Arizona with the 16th pick of the first round and went on to be a starter at cornerback in Super Bowl XLIII.

NUMERICAL ROSTER

No.	Name	Pos.	Ht.	Wt.	Yr.	Hometown (Last School)
2	Trabis Ward	RB	5-10	200	Jr.	Ft. Lauderdale, Fla. (Dillard)
3	Chris Robinson	DB	5-9	161	R-Fr.	Sanford, Fla. (Kansas)
4	Jeremy Manning	DB	6-1	190	Fr.	Bartow, Fla. (Bartow)
5	Ronnie Vinson	DB	5-11	185	So.	New Orleans, La. (Louisiana State)
6	Travis James	WR	5-10	170	Sr.	Ft. Lauderdale, Fla. (Boyd-Anderson)
7	Jarvis Mott	LB	5-11	225	Fr.	Daytona Beach, Fla. (Mainland)
8	Wilson Robinson	LB	6-3	218	Jr.	Birmingham, Ala. (Spain Park)
10	Gregory Barksdale	LB	6-2	215	Jr.	University Park, Ill. (Northern Illinois)
10	London Davis	TE	6-4	245	Sr.	Cahokia, Ill. (Illinois)
11	Devin Wilson	WR	6-3	195	Sr.	Nashville, Tenn. (Pope John Paul II)
12	Michael German	QB	6-2	215	So.	Pompano Beach, Fla. (Blanche Ely)
13	Joe Johnson	DB	5-11	180	So.	New Smyrna Beach, Fla. (Marshall)
14	Holt Claiborne	QB	6-2	180	Jr.	Huntsville, Ala. (Alabama State)
14	Antonio Harper	DE	6-3	245	Jr.	Memphis, Tenn. (Troy)
15	Weldon Garlington	WR/KR	5-10	160	So.	Antioch, Tenn. (Brentwood Academy)
16	Wesley Samuels	TE	6-4	235	Jr.	Birmingham, Ala. (Minor)
18	Telvin Hooks	RB	5-10	190	R-Fr.	Edgewater, Fla. (New Smyrna Beach)
19	Ryan Turnage	QB	6-0	180	Fr.	Charleston, S.C. (North Carolina Tech Prep)
20	Martine Stevenson	RB	5-10	170	So.	Detroit, Mich. (Martin Luther King)
21	Andrew Taylor	DB	5-10	185	Jr.	Dallas, Texas (Lincoln)
22	Steven Godbolt III	DB	6-1	180	So.	Cross City, Fla. (Dixie County)
23	Bryce Wilson	DB	6-0	188	So.	St. Petersburg, Fla. (Canterbury School)
24	Bernell Brooks	DB	6-0	170	R-Fr.	New Orleans, La. (Clark)
25	Kaylen Pearson	RB	5-11	175	R-Fr.	Lenoir City, N.C. (Hibriten)
26	Chris James, Jr.	DB	6-2	195	Fr.	Fort Lauderdale, Fla. (Atlanta Sports Academy)
27	Harold Watson	DB	6-1	206	So.	Brownsville, Tenn. (Haywood County)
28	David Van Dyke	DB	6-0	185	Jr.	Miami, Fla. (Booker T. Washington)
29	Ryan Berry	RB	5-4	175	Sr.	Nashville, Tenn. (Father Ryan)
30	Clarence Jordan	LB	6-0	240	Sr.	Clarksdale, Miss. (Coahoma)
31	Detorrius Shipley	DE	6-3	230	So.	Birmingham, Ala. (Huffman)
32	Tim Broughton	RB	5-10	190	Jr.	Mobile, Ala (Glendale CC)
33	William Carter	DB	5-9	180	So.	Memphis, Tenn. (Middle Tennessee)
34	Darrien Hanna	DB	5-10	185	R-Fr.	Chattanooga, Tenn. (Brainerd)
35	Jeremy Coffey	RB	6-0	210	So.	Spring Hill, Tenn. (Brentwood)
36	Andrew Dale	DB	6-2	190	Fr.	Murfreesboro, Tenn. (Riverdale)
37	Aric Jones	DB	5-10	180	So.	Cleveland Heights, Ohio (Cleveland Heights)
38	Chris Dickerson	P/PK	5-8	170	Fr.	Washington, Tenn. (Daniel Boone)
39	Andrew Hays	P	5-8	190	Fr.	Sycamore, Tenn. (Sycamore)
40	Jarron Guthrie	LB	6-1	210	Jr.	Nashville, Tenn. (Hunters Lane)
41	Vernon Frett	FB	5-10	250	Jr.	Orlando, Fla. (Mars Hill College)
42	Nick Thrasher	LB	6-2	240	So.	Morrow, Ga. (Mt. Zion)
43	Jamin Godfrey	PK/K	6-0	180	Jr.	Englewood, Tenn. (McMinn Central)
44	Mike West	LB	6-0	245	So.	Cross City, Fla. (Dixie County)
45	Justin Bather	DB	6-0	170	R-Sr.	LaVergne, Tenn. (LaVergne)
46	Daniel Fitzpatrick	DB	6-2	190	So.	Ft. Wayne, Ind. (Concordia Lutheran)
47	Lavataie Kelly	WR	6-1	175	Fr.	Hollywood, Fla. (McArthur HS)
48	Marquaveus Jackson	DE	6-4	250	Fr.	Daytona Beach, Fla. (Merced CC)
48	John Williams III	FB	5-11	230	Sr.	Chattanooga, Tenn. (Central)
49	Jontae Gleaves	FB	6-0	260	Sr.	Gallatin, Tenn. (Gallatin)
50	Najee Jamerson	LB	6-1	210	Fr.	Ocala, Fla (Vanguard)
51	Maurice Box	LB	6-2	220	Fr.	Gallatin, Tenn. (Gallatin)
52	Antonio Justice, Jr.	LB	6-1	210	Fr.	Montgomery, Ala. (St. Jude Educational Institute)
54	Jack Ndem	DL	6-2	245	R-Fr.	Riverdale, Ga. (North Clayton)
55	Anthony Bass	DL	6-2	230	So.	Clarksville, Tenn. (Northeast)
56	Aaron Woods	LS	6-1	230	R-Fr.	Knoxville, Tenn. (Halls)
57	Michael Murphy	DL	6-4	318	Jr.	Lewisburg, Tenn. (Marshall County)
58	Kilu Fontaine-Ellis	OL	6-4	270	Fr.	Tampa, Fla. (Tampa Bay Tech)
60	Sherman Carter	OL	6-3	300	Sr.	LaVergne, Tenn. (LaVergne)
62	Jhaquelle Love	OL	6-2	300	R-Fr.	Nashville, Tenn. (John Overton)
63	Anthony Woods	OL	6-4	340	So.	Detroit, Mich. (Michigan State)
64	Troy Jones	OL	6-3	305	Jr.	Memphis, Tenn. (Arlington)
65	Demetrius Rhaney	OL	6-2	300	Jr.	Ft. Lauderdale, Fla. (Ellsworth CC)
66	Randall Seigler	OL	6-3	330	Fr.	Murfreesboro, Tenn. (Oakland)
69	Derek Sibley	OL	6-4	301	So.	Atlanta, Ga. (Stone Mountain)
70	Robert Myers	OL	6-5	310	So.	LaVergne, Tenn. (LaVergne)
72	Brandon Rogers	OL	6-3	316	So.	Jacksonville, Fla. (Trinity Christian Academy)
73	Kadeem Edwards	OL	6-4	290	Jr.	Sanford, Fla. (Seminole)
74	Kevin Kenton	OL	6-3	275	Fr.	West Palm Beach, Fla. (Palm Beach Lakes)
75	Rogers Gaines	OL	6-7	320	Sr.	Goodlettsville, Tenn. (White House)
76	Brandon Haskin	OL	6-3	315	Sr.	New Orleans, La. (Independence CC)
77	Anthony Morris	OL	6-6	290	So.	Memphis, Tenn. (Germantown)
78	Montrell Wood	OL	6-7	325	Fr.	Augusta, Ga. (Academy of Richmond County)
79	Keith Blanton	OL	6-5	300	So.	Nashville, Tenn. (Goodpasture)
80	Je-Marc Sears	TE	6-3	230	So.	New Smyrna Beach, Fla. (New Smyrna Beach)
81	Joe Bowens	WR	6-5	230	Fr.	Greenville, S.C. (Greenville)
82	Ricky Foster, Jr.	WR	6-2	180	Fr.	Brighton, Tenn. (Brighton HS)
83	Jeremy Pryor	WR	6-3	180	Jr.	Memphis, Tenn. (Whitehaven)
84	Michael Whitaker	WR	5-9	175	Fr.	Nashville, Tenn. (Glenclyff)
85	Ryan Mitchell	WR	6-0	190	So.	Johnson City, Tenn. (Science Hill)
86	Chris Williams	WR	6-2	190	Jr.	Oklahoma City, Okla. (Fort Hays State CC)
87	Jakari McClanahan	TE	6-2	215	So.	Oak Ridge, Tenn. (Oak Ridge)
89	Andrew Bather	WR	6-0	170	R-Fr.	LaVergne, Tenn. (LaVergne)
90	Dinsdale Jackson	DL	6-3	290	R-Fr.	Miami Gardens, Fla. (American Heritage)
91	Darien Brewer	OL	6-5	250	So.	Chattanooga, Tenn. (UT Chattanooga)
92	Hunter Howard	LS	6-4	215	Sr.	Franklin, Tenn. (Franklin)
93	Samquan Evans	DL	6-0	280	So.	Walkertown, N.C. (Carver)
94	Alexander Payne	DL	6-1	240	R-Fr.	Johnson City, Tenn. (Science Hill)
95	Lamar Wallace	DE	6-3	255	Sr.	Baton Rouge, La. (Capitol PCA)
96	Derek Platt	DL	6-4	236	R-Fr.	Luray, Tenn. (Chester County)
98	Austin Taylor	DL	6-4	225	R-Fr.	Huntsville, Ala. (J.O. Johnson)
99	D.J. McCellion	DL	5-11	298	So.	Delray Beach, Fla. (Atlantic)

ALPHABETICAL ROSTER

No.	Name	Pos.	Yr.
10	Gregory Barksdale	LB	Jr.
55	Anthony Bass	DL	So.
89	Andrew Bather	WR	R-Fr.
45	Justin Bather	DB	Sr.
29	Ryan Berry	RB	Sr.
79	Keith Blanton	OL	So.
81	Joe Bowens	WR	Fr.
51	Maurice Box	LB	Fr.
91	Darien Brewer	OL	So.
24	Bernell Brooks	DB	R-Fr.
32	Tim Broughton	RB	Jr.
60	Sherman Carter	OL	Sr.
33	William Carter	DB	So.
14	Holt Claiborne	QB	Jr.
35	Jeremy Coffey	RB	So.
36	Andrew Dale	DB	Fr.
10	London Davis	TE	Sr.
38	Chris Dickerson	P/K	Fr.
73	Kadeem Edwards	OL	Jr.
93	Samquan Evans	DL	So.
46	Daniel Fitzpatrick	DB	So.
58	Kilu Fontaine-Ellis	OL	Fr.
82	Ricky Foster, Jr.	WR	Fr.
41	Vernon Frett	FB	Jr.
75	Rogers Gaines	OL	Sr.
15	Weldon Garlington	WR/KR	So.
12	Michael German	QB	So.
49	Jontae Gleaves	FB	Sr.
22	Steven Godbolt III	DB	So.
43	Jamin Godfrey	P/K	Jr.
40	Jarron Guthrie	LB	Jr.
34	Darrien Hanna	DB	R-Fr.
14	Antonio Harper	DE	Jr.
76	Brandon Haskin	OL	Sr.
39	Andrew Hays	P	Fr.
18	Telvin Hooks	RB	R-Fr.
92	Hunter Howard	LS	Sr.
90	Dinsdale Jackson	DL	R-Fr.
48	Marquaveus Jackson	DE	Fr.
50	Najee Jamerson	LB	Fr.
6	Travis James	WR	Sr.
26	Chris James, Jr.	DB	Fr.
13	Joe Johnson	DB	So.
37	Aric Jones	DB	So.
64	Troy Jones	OL	Jr.
30	Clarence Jordan	LB	Sr.
52	Antonio Justice, Jr.	LB	Fr.
47	Lavataie Kelly	WR	Fr.
74	Kevin Kenton	OL	Fr.
62	Jhaquelle Love	OL	R-Fr.
4	Jeremy Manning	DB	Fr.
99	D.J. McCellion	DL	So.
87	Jakari McClanahan	TE	So.
85	Ryan Mitchell	WR	So.
77	Anthony Morris	OL	So.
7	Jarvis Mott	LB	Fr.
57	Michael Murphy	DL	Jr.
70	Robert Myers	OL	So.
54	Jack Ndem	DL	R-Fr.
94	Alexander Payne	DL	R-Fr.
25	Kaylen Pearson	RB	R-Fr.
96	Derek Platt	DL	R-Fr.
83	Jeremy Pryor	WR	Jr.
65	Demetrius Rhaney	OL	Jr.
3	Chris Robinson	DB	R-Fr.
8	Wilson Robinson	LB	Jr.
72	Brandon Rogers	OL	So.
16	Wesley Samuels	TE	Jr.
80	Je-Marc Spears	TE	So.
66	Randall Seigler	OL	Fr.
31	Detorrius Shipley	DE	So.
69	Derek Sibley	OL	So.
20	Martine Stevenson	RB	So.
21	Andrew Taylor	DB	Jr.
98	Austin Taylor	DL	R-Fr.
42	Nick Thrasher	LB	So.
19	Ryan Turnage	QB	Fr.
28	David Van Dyke	DB	Jr.
5	Ronnie Vinson	DB	So.
95	Lamar Wallace	DE	Sr.
2	Trabis Ward	RB	Jr.
27	Harold Watson	DB	So.
44	Mike West	LB	So.
84	Michael Whitaker	WR	Fr.
86	Chris Williams	WR	Jr.
48	John Williams III	FB	Sr.
23	Bryce Wilson	DB	So.
11	Devin Wilson	WR	Sr.
78	Montrell Woods	OL	Fr.
56	Aaron Woods	LS	R-Fr.
63	Anthony Woods	OL	Sr.



Rod Reed was named head coach at Tennessee State on Dec. 18, 2009. He took over after having spent seven seasons on the Tigers staff, including most recently as the associate head coach and defensive coordinator in 2009. He is currently one of two OVC football coaches (APSU's Rick Christophel being the other) to be coaching at his alma mater.

ROD REED

HEAD COACH

3RD SEASON

8-14 CAREER RECORD

Birthdate: September 15, 1966
Hometown: Marshall, Texas
College: Tennessee State, 1989 (Health & Physical Ed.)
Family: Wife - Tamika
 Children - Terry, Takara, Briah, Marcel

Career Record

<u>Year</u>	<u>School</u>	<u>Overall</u>	<u>Conf. (Finish)</u>
2010	Tennessee State	3-8	0-7 (8th-t)
2011	Tennessee State	5-6	4-4 (5th-t)

CAREER HIGHLIGHTS

- Prior to being named the 22nd head coach in Tennessee State football history, Reed served as an assistant coach for two years and defensive coordinator for five years on the Tiger staff.
- As a recruiter for the Tigers, Reed was responsible for bringing several key players to campus, including running back Javaris Williams (a seventh round NFL pick in 2009) and Dominique Rodgers-Cromartie (a first round NFL pick in 2008).
- Reed got his coaching start at Prairie View A&M in 1991, and followed that up with jobs at Bethune-Cookman (1992-96), Seabreeze High School (1996-2000) and East Texas Baptist (2000-03) where he was the defensive coordinator at the school which is located in his hometown of Marshall, Texas.
- Reed was a four-year letterwinner as a linebacker at Tennessee State (1984-88) and concluded his career by being named a Sheridan All-American during his senior season. Along the way he set the TSU record for career tackles (406) and tackles in a season (197); both marks still stand in the Tiger record book. In 1986 Reed led TSU to the second round of the I-AA playoffs and was selected the team's MVP in each 1987 and 1988.
- Reed is the son of the late Robert Reed, Jr., an All-American at Tennessee State in 1963 and 1964 who later went on to play with the Washington Redskins.

ASSISTANT COACHES

Offensive Coordinator/Wide Receivers:Mike Jones
 Alma Mater:Tennessee State, 1983 (3rd season)

Co-Defensive Coordinator:Justin Roberts
 Alma Mater:Missouri Southern, 1996 (2nd season)

Co-Defensive Coordinator/Defensive Tackles:Osita Alaribe
 Alma Mater:North Carolina A&T, 2004 (4th season)

Pass Game Coordinator/Quarterbacks:Jeff Parker
 Alma Mater:Bethune-Cookman, 1994 (3rd season)

Running Backs:Kevin Mashack
 Alma Mater:Tennessee State, 2007 (5th season)

Offensive Line:Russ Ehrenfeld
 Alma Mater:Chattanooga, 1981 (1st season)

Linebackers:Jerrell Cogmon
 Alma Mater:Bethune-Cookman, 1996 (3rd season)

Safeties:Ed Sanders
 Alma Mater:Tennessee State, 2000 (4th season)

Cornerbacks:Mikhal Kornegay
 Alma Mater:Florida State, 2006 (1st season)

Operations:Tom Opdenbrouw
 Alma Mater:SUNY Oneonta, 1996 (3rd season)

2011 TEAM STATISTICS

	<u>TSU</u>	<u>Opponent</u>				
SCORING	335	361				
Points Per Game	30.5	32.8				
FIRST DOWN	221	255				
Rushing	99	99				
Passing	110	135				
Penalty	12	21				
RUSHING YARDAGE	1968	1977				
Yards Gained Rushing	2157	2314				
Yards Lost Rushing	189	337				
Rushing Attempts	418	418				
Average Per Rush	4.7	4.7				
Average Per Game	178.9	179.7				
TDs Rushing	21	18				
PASSING YARDAGE	2609	2895				
Comp-Att-Int	189-359-10	224-379-7				
Average Per Pass	7.3	7.6				
Average Per Catch	13.8	12.9				
Average Per Game	237.2	263.2				
TDs Passing	17	27				
TOTAL OFFENSE	4577	4872				
Total Plays	777	797				
Average Per Play	5.9	6.1				
Average Per Game	416.1	442.9				
TIME OF POSSESSION/GAME	30:09	29:51				
3RD DOWN CONVERSIONS	63/163	62/148				
3rd-Down Pct.	39%	42%				
4TH DOWN CONVERSIONS	11/14	10/23				
4th-Down Pct.	79%	43%				
RED-ZONE SCORES	37-43 (86%)	36-41 (88%)				
RED-ZONE TOUCHDOWNS	27-43 (63%)	27-41 (66%)				
PAT-ATTEMPTS	37-39 (95%)	43-45 (96%)				
ATTENDANCE	57,117	78,382				
Games/Avg. Per Game	4/14,279	6/13,064				
Neutral Site Games	-	1/43,532				
<u>SCORE BY QUARTERS</u>	<u>1st</u>	<u>2nd</u>	<u>3rd</u>	<u>4th</u>	<u>OT</u>	<u>Total</u>
Tennessee State	108	101	67	59	-	335
Opponents	96	92	82	91	-	361

2011 INDIVIDUAL STATISTICS

RUSHING						
<u>Player</u>	<u>G</u>	<u>Att.</u>	<u>Yds.</u>	<u>Avg.</u>	<u>TD</u>	<u>Yds./G</u>
Trabis Ward	11	193	978	5.1	11	88.9
Dante' Thomas	11	126	659	5.2	7	59.9
Ryan Berry	6	24	168	7.0	0	28.0
Michael German	10	26	71	2.7	2	7.1
Jeremy Perry	7	22	58	2.6	1	8.3
PASSING						
<u>Player</u>	<u>G</u>	<u>Cmp.-Att.</u>	<u>Pct.</u>	<u>Yds.</u>	<u>TD/Int.</u>	<u>Avg.</u>
Michael German	10	140-250	56.0	1899	12/7	189.9
Jeremy Perry	7	48-106	45.3	702	5/3	100.3
RECEIVING						
<u>Player</u>	<u>G</u>	<u>No.</u>	<u>Yds.</u>	<u>Avg.</u>	<u>TD</u>	<u>Yds./G</u>
Devin Wilson	11	48	586	12.2	2	53.3
Calvin McNairl	11	42	749	17.8	7	68.1
Travis James	11	27	529	19.6	5	48.1
Jeremy Pryor	10	19	203	10.7	1	20.3
Trabis Ward	11	12	144	12.0	0	13.1
SCORING						
<u>Player</u>	<u>G</u>	<u>TD</u>	<u>XPt.</u>	<u>FG</u>	<u>Pts.</u>	<u>Pts./G</u>
Jamin Godfrey	11	-	37-39	16-24	85	7.7
Trabis Ward	11	11	-	-	66	6.0
Calvin McNairl	11	7	-	-	42	3.8
Dante' Thomas	11	7	-	-	42	3.8
Travis James	11	5	-	-	30	2.7
TACKLES						
<u>Player</u>	<u>G</u>	<u>Solo</u>	<u>Asst.</u>	<u>Total</u>	<u>TFL</u>	<u>Sacks</u>
Rico Council	11	50	37	87	8.0	3.5
Daniel Fitzpatrick	11	49	20	69	6.0	0
Joseph Wylie	11	45	21	66	1.0	0
John Jones, Jr.	10	29	18	47	7.5	1.5
Antonio Harper	11	27	17	44	9.0	6.5
INTERCEPTIONS						
<u>Player</u>	<u>G</u>	<u>No.</u>	<u>Yds.</u>	<u>Avg.</u>	<u>TD</u>	<u>PBU</u>
Steven Godbolt	11	2	0	0	0	7
Joseph Wylie	11	1	5	59.0	1	2
Ray Weatherspoon	8	1	7	7.0	0	1

Returning Players in Bold



2011 SCHEDULE AND RESULTS

<u>Date</u>	<u>Opponent</u>	<u>Result</u>	<u>Attendance</u>
9/3	Southern \$	W, 33-7	25,209
9/10	vs. Jackson State #	L, 35-29	43,532
9/17	at Murray State*	L, 58-27	10,031
9/24	at Air Force	L, 63-24	33,487
10/1	at Austin Peay*	L, 37-34	8,614
10/8	Southeast Missouri*	W, 55-3	6,234
10/15	at #19 Tennessee Tech*	W, 42-40	8,676
10/22	at Eastern Kentucky*	L, 33-22	10,800
11/5	at Eastern Illinois*	W, 18-17	6,774
11/12	UT Martin*	W, 35-30	19,537
11/19	Jacksonville State*	L, 38-16	6,137

* - Ohio Valley Conference Contest

\$ - John Merritt Classic (Nashville, Tenn.)

- Southern Heritage Classic (Memphis, Tenn.)

Home Games in Bold

TEAM RECORDS

INDIVIDUAL RUSHING

Most Attempts

Game: 38 - Darron Davis vs. Austin Peay (1993)
38 - Charles Anthony vs. Murray St. (2003)
Season: 322 - Charles Anthony (2003)
Career: 910 - Charles Anthony (2001-04)

Most Yards

Game: 285 - Charles Anthony vs. Samford (2004)
Season: 1,739 - Charles Anthony (2004)
Career: 5,057 - Charles Anthony (2001-04)

INDIVIDUAL PASSING

Most Attempts

Game: 55 - Brian Ransom vs. Chattanooga (1981)
Season: 395 - Gilbert Renfroe (1985)
Career: 1,100 - Joe Adams (1977-80)

Most Completions

Game: 36 - Brian Ransom vs. Chattanooga (1981)
Season: 221 - Brian Ransom (1981)
Career: 604 - Joe Adams (1977-80)

Most Yards

Game: 491 - Leon Murray vs. Murray State (1998)
Season: 3,182 - Brian Ransom (1981)
Career: 8,653 - Joe Adams (1977-80)

INDIVIDUAL RECEIVING

Most Receptions

Game: 13 - Tyrone Butterfield vs. Southeast Mo. (1997)
Season: 72 - Tyrone Butterfield (1998)
72 - Juan Hall (1996)
Career: 200 - Mike Jones (1979-82)

Most Receiving Yards

Game: 249 - Tyrone Butterfield vs. Murray St. (1998)
Season: 1,307 - Golden Tate (1983)
Career: 3,903 - C.J. Johnson (2000-03)

YEAR-BY-YEAR RESULTS

YEAR	ALL	OVC	COACH	YEAR	ALL	OVC	COACH
1912	3-1	--	H.N. Robinson	1962	1-7-1	--	L. Simmons
1913	6-0	--	H.N. Robinson	1963	6-3	--	John Merritt
1914	Records Incomplete		Buck Hunt	1964	8-2	--	John Merritt
1915	Records Incomplete		Buck Hunt	1965	9-0-1	--	John Merritt
1916	Records Incomplete		Buck Hunt	1966	10-0	--	John Merritt
1917	Records Incomplete		Buck Hunt	1967	6-3	--	John Merritt
1918	Records Incomplete		Buck Hunt	1968	6-2-1	--	John Merritt
1919	Records Incomplete		Buck Hunt	1969	7-1-1	--	John Merritt
1920	Records Incomplete		Joe E. Scruggs	1970	11-0	--	John Merritt
1921	Records Incomplete		Joe E. Scruggs	1971	9-1	--	John Merritt
1922	Records Incomplete		Joe E. Scruggs	1972	11-1	--	John Merritt
1923	Records Incomplete		Joe E. Scruggs	1973	10-0	--	John Merritt
1924	4-1-1	--	Joe E. Scruggs	1974	8-2	--	John Merritt
1925	4-1-1	--	George Davenport	1975	5-4	--	John Merritt
1926	Records Incomplete		George Davenport	1976	7-2-1	--	John Merritt
1927	Records Incomplete		Felton Gale	1977	8-1-1	--	John Merritt
1928	Records Incomplete		Harry Long	1978	8-3	--	John Merritt
1929	Records Incomplete		Alton Jackson	1979	8-3	--	John Merritt
1930	Records Incomplete		T.D. Upshaw	1980	9-1	--	John Merritt
1931	Records Incomplete		T.D. Upshaw	1981	9-2	--	John Merritt
1932	Records Incomplete		Harry Benjamin	1982	9-0-1	--	John Merritt
1933	4-1-1	--	Walter S. Davis	1983	8-2-1	--	John Merritt
1934	6-1	--	Walter S. Davis	1984	11-0	--	Bill Thomas
1935	4-2-1	--	Walter S. Davis	1985	7-4	--	Bill Thomas
1936	3-3-2	--	Walter S. Davis	1986	10-2-1	--	Bill Thomas
1937	3-1-1	--	Ruebin Mundy	1987	3-7-1	--	Bill Thomas
1938	6-1	--	Lawrence Simmons	1988	3-7-1	2-4	Bill Thomas
1939	3-3-1	--	Lawrence Simmons	1989	5-5-1	3-3	Joe Gilliam, Sr.
1940	No Games Played			1990	7-4	4-2	Joe Gilliam, Sr.
1941	No Games Played			1991	3-8	2-5	Joe Gilliam, Sr.
1942	No Games Played			1992	5-6	5-3	Joe Gilliam, Sr.
1943	No Games Played			1993	4-7	4-4	Bill Davis
1944	8-2-1	--	Henry Kean	1994	5-6	4-4	Bill Davis
1945	8-2	--	Henry Kean	1995	2-9	1-7	Bill Davis
1946	10-1	--	Henry Kean	1996	4-7	3-5	L.C. Cole
1947	10-0	--	Henry Kean	1997	4-7	4-3	L.C. Cole
1948	5-3-1	--	Henry Kean	1998	9-3	6-1	L.C. Cole
1949	9-1	--	Henry Kean	1999	11-1	7-0	L.C. Cole
1950	9-2	--	Henry Kean	2000	3-8	2-5	James Reese
1951	8-2	--	Henry Kean	2001	8-3	3-3	James Reese
1952	8-2	--	Henry Kean	2002	2-10	1-5	James Reese
1953	8-0-1	--	Henry Kean	2003	7-5	5-3	James Reese
1954	10-0	--	Henry Kean	2004	4-7	2-6	James Reese
1955	7-2	--	Howard Gentry	2005	2-9	1-6	James Webster
1956	10-0	--	Howard Gentry	2006	6-5	5-3	James Webster
1957	5-0-1	--	Howard Gentry	2007	5-6	4-3	James Webster
1958	4-4	--	Howard Gentry	2008	8-4	5-3	James Webster
1959	9-1	--	Howard Gentry	2009	4-7	3-4	James Webster
1960	7-3	--	Howard Gentry	2010	3-8	0-7	Rod Reed
1961	4-4-1	--	L. Simmons	2011	5-6	4-4	Rod Reed

OVC Championships (2)

1998, 1999


NCAA FCS Playoff Appearances (4)

1981, 1982, 1998, 1999

ALL-TIME COACHES

Coach	Years	Overall Record	OVC Record	OVC Titles	Playoff Appearances
H.N. Robinson	1912-13	9-1 (.900)	-	-	-
Buck Hunt*	1914-19	-	-	-	-
Joe E. Scruggs*	1920-23	4-1 (.800)	-	-	-
George Davenport*	1925-26	4-1 (.800)	-	-	-
Felton "Zip" Gale*	1927	-	-	-	-
Harry Long*	1928	-	-	-	-
Alton Jackson*	1929	-	-	-	-
T.D. Upshaw*	1930-31	-	-	-	-
Harry Benjamin*	1932	-	-	-	-
Walter S. Davis	1933-36	17-8-4 (.586)	-	-	-
Ruebin Mundy	1937	3-1-1 (.600)	-	-	-
Lawrence Simmons	1938-39, 61-62	14-15-3 (.438)	-	-	-
Henry Kean	1944-54	109-15-2 (.865)	-	-	-
Howard Gentry, Sr.	1955-60	42-10-1 (.792)	-	-	-
John Merritt	1963-83	232-65-11 (.771)	-	-	2
Bill Thomas	1984-88	34-20-3 (.596)	2-4 (.333)	0	0
Joe Gilliam, Sr.	1989-92	20-23-1 (.455)	14-13 (.519)	0	0
Bill Davis	1993-95	11-22 (.333)	9-15 (.375)	0	0
L.C. Cole	1996-99	28-18 (.609)	20-9 (.690)	2	2
James Reese	2000-04	24-33 (.421)	13-21 (.382)	0	0
James Webster	2005-09	25-31 (.446)	18-19 (.486)	0	0
Rod Reed	2010-present	8-14 (.364)	4-11 (.267)	0	0

* Records incomplete for some portion of tenure



Former Tiger Richard Dent was a four-time Pro Bowl selection for the Chicago Bears. He was inducted to the Pro Football Hall of Fame in 2011.



Tucker Stadium (16,500) - Opened in 1966.



TENNESSEE TECH GOLDEN EAGLES



Dr. Philip Oldham
President



Mark Wilson
Athletics Director



Rob Schabert
Football Contact



Watson Brown
Head Coach

2012 SCHEDULE

Aug. 30	Hampton (TV: WCTE)	7:00 p.m.
	<i>First meeting</i>	
Sept. 6	North Greenville (TV: WCTE)	7:00 p.m.
	<i>First meeting</i>	
Sept. 15	at Oregon (TV: Pac-12 Network)	2:00 p.m.
	<i>First meeting</i>	
Sept. 22	at Southeast Missouri*	6:00 p.m.
	<i>Tennessee Tech leads 12-8; Last Meeting: TTU won 38-31 (9/25/11)</i>	
Sept. 29	at Murray State*	6:00 p.m.
	<i>Tennessee Tech leads 41-35-1; Last Meeting: MSU won 38-37 (11/5/11)</i>	
Oct. 6	Jacksonville State* (TV: WCTE)	7:00 p.m.
	<i>Jacksonville State leads 9-6; Last Meeting: TTU won 21-14 (10/29/11)</i>	
Oct. 20	Eastern Kentucky* (TV: WCTE)	7:00 p.m.
	<i>Eastern Ky. leads 50-18; Last Meeting: TTU won 28-21 (11/12/11)</i>	
Oct. 27	at Tennessee State*	1:00 p.m.
	<i>Tennessee State leads 15-10; Last Meeting: TSU won 42-40 (10/15/11)</i>	
Nov. 3	Eastern Illinois* (HC) (TV: WCTE)	1:30 p.m.
	<i>Eastern Illinois leads 12-6; Last Meeting: TTU won 31-20 (9/17/11)</i>	
Nov. 10	UT Martin* (TV: WCTE)	1:30 p.m.
	<i>Tennessee Tech leads 21-10-2; Last Meeting: TTU won 34-31 (10/15/11)</i>	
Nov. 17	at Austin Peay*	1:00 p.m.
	<i>Tennessee Tech leads 28-16; Last Meeting: TTU won 49-7 (11/19/11)</i>	

* Denotes Ohio Valley Conference Matchup

Home Games in Bold HC - Homecoming
All Times Central and Subject to Change

QUICK FACTS

Basic Information

Location:	Cookeville, Tenn.
Enrollment:	11,385
Founded:	1915
Nickname:	Golden Eagles
Colors:	Purple and Gold
President:	Dr. Philip Oldham
Athletic Director:	Mark Wilson
Stadium (Capacity):	Tucker Stadium (16,500)
Surface:	24/7 Turf

Media Relations

Football Contact:	Rob Schabert
Office Phone:	(931) 372-3088
Cell Phone:	(931) 267-1065
Fax:	(931) 372-6139
Email:	rschabert@tnitech.edu
Web site:	www.TTUSports.com
Press Box Phone:	(931) 372-6030/6031

Team Information

Offense:	Multiple Spread
Defense:	Multiple 3-4
Lettermen Returning/Lost:	38/19
Offensive Starters Returning:	7
Defensive Starters Returning:	7
Special Teams:	2
2011 Record/OVC Record (Finish):	7-4/6-2 (1st/tie)
Postseason:	FCS Playoffs 1st Round (L, 34-14 to Central Arkansas)

All-Time Record/OVC Record:	477-552-31 (.465)/191-209-3 (.478)
Joined OVC:	1949
OVC Championships (Last):	10 (2011)
NCAA FCS Playoff Appearances (Last):	1 (2011)

PRESEASON DEPTH CHART

OFFENSE

WR	1	Steve Wilson	6-0	195	R-Fr.
	81	Neil Gannaway	6-4	190	So.
OT	72	Hunter Beedle	6-3	285	Sr.
	75	Matthew Smith	6-4	285	R-Fr.
OG	74	Wesley Sherrill	6-4	290	Jr.
	76	Jacob Hoot	6-5	306	Jr.
C	66	Michael Baker	6-2	280	Sr.
	68	Ross Heatherly	6-1	285	So.
OG	73	Slade Adams	6-6	315	Sr.
	64	Justin Ivory	6-5	350	R-Fr.
OT	60	James Normand	6-2	285	Jr.
	62	Randall Reeves	6-2	290	Jr.
QB	9	Tre Lamb	5-9	185	Sr.
	5	Darian Stone	6-0	185	So.
H	20	Doug Page	6-2	225	Jr.
	40	Seth McDonald	5-11	225	Jr.
B	6	Adam Urbano	5-8	195	Sr.
	22	Bud Golden	6-0	215	Jr.
A	2	Tremaine Hudson	5-9	190	Sr.
	12	Stephen Bush	5-9	185	So.
W	16	Zack Ziegler	6-0	200	Sr.
	25	Cody Matthews	6-2	190	So.
WR	8	Ryan Tilghman	6-2	190	Jr.
	26	Josh Pleasant	6-0	180	R-Fr.

DEFENSE

DE	13	Marcus Edwards	6-1	240	Sr.
	51	Jerry King	6-0	253	Sr.
DT	98	LaDarrius Verge	6-3	275	Sr.
	77	Nathan Bush	6-5	260	So.
DE	99	Jordan Johnson	5-11	285	Jr.
	95	Lamar Moore	6-0	290	Jr.
LB	48	Tommie McBride	6-1	253	Sr.
	52	Avery Rollins	6-3	230	R-Fr.
LB	14	Austin Tallant	6-2	185	So.
	19	Cory McDonald	6-0	190	Jr.
LB	33	Howard Griffin	6-1	220	Sr.
	54	Matt Moran	6-1	210	Sr.
LB	44	Blake Adams	5-11	225	Jr.
	30	Tra'Darius Goff	5-11	225	So.
CB	3	Jamel Cook	6-0	170	So.
	24	James Hugueuly	6-0	175	So.
CB	15	Caleb Mitchell	6-3	190	Sr.
	23	William Dillard	6-0	190	So.
FS	11	Marty Jones	6-1	190	Jr.
	10	Taylor Hennigan	5-11	180	Sr.
ROV	4	Will Johnson	6-2	215	Sr.
	41	Cory Webber	6-1	195	So.

SPECIAL TEAMS

PK	96	Zach Sharp	6-2	195	So.
P	92	Chad Zinchini	6-3	220	Jr.
LS	61	Jordan Adams	6-3	200	Sr.
KR	16	Zach Ziegler	6-0	200	Sr.
	15	Caleb Mitchell	6-3	190	Sr.
PR	16	Zach Ziegler	6-0	200	Sr.
	15	Caleb Mitchell	6-3	190	Sr.

Returning Starters in Bold

Key Losses

WR	Tim Benford	65 catches, 923 yds., 5 TDs; OVC Off. Player of the Yr.
RB	Dontey Gay	1045 rushing yards, 15 TD's; 2nd-Team All-OVC
DB	Richmond Tooley	79 tackles, 2 INT's

PLAYERS TO WATCH

TRE LAMB

Senior • Quarterback
5-9 • 185 • Calhoun, Ga.

Helped lead Tennessee Tech to its first OVC Championship since 1975 a season ago...Started all 11 games and set eight school individual and nine school team records in the process...Completed 204-of-313 (65.2%) passes for 2,342 yards and 17 touchdowns and also rushed for 213 yards and six additional scores...Set TTU records for completions (36) and attempts (58) in a game against Tennessee State...Was recognized with the team's Offensive MVP and Team Leadership Award following the season...In 2010 played in seven games, passing for 927 yards and 10 touchdowns.



WILL JOHNSON

Senior • Defensive Back
6-2 • 215 • Nashville, Tenn.

Preseason All-OVC selection...Was a second-team All-OVC selection in 2011 after registering 45 tackles, 2.5 tackles-for-loss, an interception, two pass breakups and two fumble recoveries during the season...Missed the last three games of the season, including the FCS Playoff game, due to injury...Had a season-high 10 tackles against Tennessee State...Had 49 total tackles during his first season in a TTU uniform (2010)...Spent two seasons at the University of Kentucky (one as a redshirt) prior to transferring to Tennessee Tech.



TEAM NOTES

• Tennessee Tech finished the 2011 season with a 6-2 record in OVC playing, earning a share of the OVC Championship and the league's automatic bid into the Football Championship Subdivision (FCS) playoffs. It marked the 10th overall OVC title for TTU (third-most in league history) but was the first for the program since 1975 and broke the longest drought without a title among current OVC schools. The playoff appearance was also the first for the team; Tech hosted Central Arkansas in the first round, falling 34-14.

• Tennessee Tech senior quarterback Tre Lamb and defensive standout Marcus Edwards were each named to the College Football Performance Awards (CFPA) Preseason Watch Lists. The purpose of teh CFPA is to provide the most scientifically rigorous conferments in college football and recipients are selected exclusivley based upon objective scientific rankings of the extent to which individual players increase the overall effectiveness of their teams.

NUMERICAL ROSTER

No.	Name	Pos.	Ht.	Wt.	Yr.	Hometown (Last School)
1	Steve Wilson	WR	6'0	195	R-Fr.	Nashville, Tenn. (Smyrna)
2	Bud Golden	RB	6'0	215	Jr.	Cincinnati, Ohio (Sycamore)
3	Jamel Cook	DB	6'0	170	So.	Birmingham, Ala. (Spain Park)
4	Will Johnson	DB	6'2	215	Sr.	Nashville, Tenn. (University of Kentucky)
5	Darian Stone	QB	6'0	185	So.	Clinton, Tenn. (Clinton)
6	Adam Urbano	RB	5'8	195	Sr.	Calhoun, Ga. (Georgia Southern University)
7	William Dillard	DB	6'0	190	Fr.	Vestavia, Ala. (Vestavia Hills)
8	Ryan Tilghman	WR	6'2	190	Jr.	Columbia, Tenn. (Columbia Central)
9	Tre Lamb	QB	5'9	185	Sr.	Calhoun, Ga. (Calhoun)
10	Taylor Hennigan	DB	5'11	180	Sr.	Cookeville, Tenn. (Cookeville)
10a	Matt Hamby	QB	6'4	210	R-Fr.	Murfreesboro, Tenn. (Brentwood Academy)
11	Marty Jones	DB	6'1	190	Jr.	Cincinnati, Ohio (Sycamore)
12	Stephen Bush	RB	5'9	185	So.	Cookeville, Tenn. (Cookeville)
13	Marcus Edwards	DE	6'0	240	Sr.	Alabaster, Ala. (Thompson)
14	Austin Tallant	DB	6'2	185	So.	Alcoa, Tenn. (Alcoa)
15	Caleb Mitchell	DB	6'3	190	Sr.	Russellville, Ala. (Russellville)
16	Zack Ziegler	W	6'0	200	Sr.	Greenbrier, Tenn. (Greenbrier)
17	Carter Crutchfield	WR	6'2	180	Jr.	Dalton, Ga. (Dalton)
18	Jared Davis	QB	6'3	190	Fr.	Tullahoma, Tenn. (Tullahoma)
19	Cory McDonald	DB	6'0	190	Jr.	Redwood City, Calif. (Redwood City)
20	Doug Page	H	6'2	225	Jr.	Franklin, Tenn. (Franklin Road Academy)
21	Ladarius Vanlier	RB	5'7	165	Fr.	Nashville, Tenn. (Maplewood)
22	Tremaine Hudson	RB	5'9	190	Sr.	Chattanooga, Tenn. (Howard)
23a	Jimmy Laughlin	DB	6'2	190	Fr.	Vestavia, Ala. (Vestavia Hills)
23b	Cody Forbes	RB	5'11	205	Jr.	Elizabethtown, Tenn. (Elizabethtown)
24	James Huguely	DB	6'0	175	So.	Atlanta, Ga. (Cedar Grove)
25	Cody Matthews	W	6'2	190	So.	Gallatin, Tenn. (Gallatin)
26	Josh Pleasant	WR	6'0	180	R-Fr.	Brentwood, Tenn. (Brentwood Academy)
26b	Colton Belew	DB	6'2	180	Fr.	Columbia, Tenn. (Columbia Central)
27	Jordan Smith	WR	5'10	175	Fr.	Franklin, Tenn. (Battle Ground Academy)
28	Eric Belew	WR	6'2	180	Fr.	Columbia, Tenn. (Columbia Central)
29	Krys Cates	WR	6'2	190	Fr.	Newport, Tenn. (Cocke County)
30	Tra'Darius Goff	LB	5'11	225	So.	Columbia, Tenn. (Columbia Central)
31	Luke Woodason	DB	6'0	170	So.	Dalton, Ga. (Northwest Whitfield)
32	Chris Dickerson	DB	5'10	200	Sr.	Nashville, Tenn. (Hunters Lane)
33	Howard Griffin	LB	6'1	220	Sr.	Nashville, Tenn. (Pearl-Cohn)
35	Radir Annoor	RB	5'10	195	Fr.	Nashville, Tenn. (Brentwood Academy)
36	Tevin McDermott	W	6'1	210	R-So.	Athens, Tenn. (Appalachian State)
37	Patrick Prewitt	DB	6'2	190	R-Fr.	Vestavia, Ala. (Vestavia Hills)
38	Demario Donnell	DB	5'9	165	Fr.	Nashville, Tenn. (Pearl-Cohn)
39	Heath Dyer	DB	6'0	190	So.	Clarksville, Tenn. (Clarksville Academy)
40	Seth McDonald	H	5'11	225	Jr.	Sparta, Tenn. (White County)
41	Cory Webber	DB	6'1	195	So.	Forest Park, Ohio (Winton Woods)
42	Kedrick Towles	W	6'2	220	Sr.	Antioch, Tenn. (Antioch)
43a	Taylor Fletcher	RB	5'8	205	Jr.	Kingsport, Tenn. (SullivanSouth)
43b	William Stevens	TE	6'2	235	So.	Brentwood, Tenn. (David Lipscomb)
44	Blake Adams	LB	5'11	225	Jr.	Stone Mountain, Ga. (Dunwoody)
45	Matt Brown	W	6'3	206	So.	Jamestown, Tenn. (York Institute)
46	Brannon McCain	RB	5'10	165	So.	Livingston, Tenn. (Livingston Academy)
47	Logan Cavendar	LB	6'2	215	Fr.	Fairview, Tenn. (Fairview)
48	Tommie McBride	DE	6'1	253	Sr.	Cincinnati, Ohio (Taft)
49	Cy Ables	H	6'3	220	Fr.	Athens, Tenn. (McMinn County)
50	J.T. Rankin	DE	6'1	260	Fr.	Alcoa, Tenn. (Alcoa)
51	Jerry King	OL	6'0	253	Jr.	Stone Mountain, Ga. (Dunwoody)
52	Avery Rollins	DE	6'3	230	R-Fr.	Gasden, Ala. (Gasden City)
54	Matt Moran	LB	6'1	210	Sr.	Fayetteville, Tenn. (Lincoln County)
55	KJ Carter	LB	6'0	205	Fr.	Madison, Miss. (Madison Central)
56	Terrell Rollins	NG	6'0	270	Fr.	Greeneville, Tenn. (Greenville)
57	Zach Malone	DE	6'2	250	Fr.	Henderson, Tenn. (Chester County)
58	Dylan Sullivan	DT	6'1	260	So.	Laverge, Tenn. (Laverge)
59	Jay Rudwall	LB	5'11	220	Fr.	Ooltewah, Tenn. (Ooltewah)
60	James Normand	OL	6'2	285	Jr.	Oak Ridge, Tenn. (Oak Ridge)
61	Jordan Adams	LS	6'3	200	Sr.	Union Grove, Ga. (Union Grove)
62	Randall Reeves	OL	6'2	290	So.	McAlla, Ala. (McAdory)
63	Christian Cardwell	OL	6'6	270	R-Fr.	Brentwood, Tenn. (Brentwood)
64	Justin Ivory	OL	6'5	350	R-Fr.	Columbus, Ohio (Vestavia Hills)
65	Matt Martin	OL	6'5	300	Fr.	Franklin, Tenn. (Battle Ground Academy)
66	Michael Baker	OL	6'2	280	Sr.	Westmoreland, Tenn. (Westmoreland)
67	Cory Malone	DT	6'6	240	Fr.	Henderson, Tenn. (Chester County)
69	Jibrin Linge	OL	6'3	310	Fr.	Marietta, Ga. (Sprayberry)
71	William Chatmon	OL	6'4	255	Fr.	Kennesaw, Ga. (North Cobb)
72	Hunter Beedle	OL	6'3	285	Sr.	Kingsport, Tenn. (Sullivan South)
73	Slade Adams	OL	6'6	315	Sr.	Mt. Juliet, Tenn. (Mt. Juliet)
74	Wesley Sherrill	OL	6'4	290	Jr.	Antioch, Tenn. (Brentwood Academy)
75	Matthew Smith	OL	6'4	285	So.	Jonsboro, Ga. (North Clayton)
76	Jacob Hoot	OL	6'5	306	Jr.	Corpus Christi, Texas (Home Schooled)
77	Nathan Bush	DT	6'5	260	So.	Morristown, Tenn. (Hamblen-West)
79	Brett Dillard	OL	6'3	280	Fr.	Mt. Juliet, Tenn. (Mt. Juliet)
80	Wade Plemons	WR	6'3	185	R-Fr.	Loudon, Tenn. (Loudon)
81	Neil Gannaway	WR	6'4	190	R-Fr.	Birmingham, Ala. (Vestavia Hills)
83	Tyler Whitlock	DL	5'10	260	So.	Elizabethtown, Tenn. (Elizabethtown)
87	DaJuan Brown	TE	6'4	260	So.	Smyrna, Tenn. (Blackman)
88	Chris Harris	P/K	6'0	190	Fr.	Columbia, Tenn. (Columbia Central)
89	Zach Bush	TE	6'3	235	Sr.	Morristown, Tenn. (Morristown West)
91	Kryon Hart	DE	6'3	250	Fr.	Lebanon, Tenn. (Lebanon)
92	Chad Zinchini	P	6'3	220	Jr.	Hendersonville, Tenn. (Vol State)
93	Harrison Reid	DE	6'4	235	Fr.	Cincinnati, Ohio (Winton Woods)
94	Malcolm Mitchell	LB	6'2	230	Jr.	Stone Mountain, Ga. (University of Louisville)
95	Lamar Moore	NG	6'0	290	Jr.	Nashville, Tenn. (East Literature Magnet)
96	Zach Sharp	PK	6'2	195	So.	Maryville, Tenn. (Maryville)
97	Stepfon Davis-Boyd	TE	6'2	250	R-Fr.	Memphis, Tenn. (Mitchell)
98	LaDarius Verge	DT	6'3	275	Sr.	Murfreesboro, Tenn. (Riverdale)
99	Jordan Johnson	NG	5'11	285	Jr.	Miami, Fla. (Carol City)
	Trey McCalla	SS	6'0	190	Jr.	Ooltewah, Tenn. (Boyd-Buchanan)
	Conor Sparkman	DB	5'11	185	So.	Sparta, Tenn. (White County)
	Parker Teeter	TE	6'6	260	R-So.	Lebanon, Tenn. (Friendship Christian)
	Anthony Williams	WR	6'1	190	R-Fr.	Jamestown, Tenn. (York Institute)

ALPHABETICAL ROSTER

No.	Name	Pos.	Yr.
49	Cy Ables	H	Fr.
44	Blake Adams	LB	Jr.
61	Jordan Adams	LS	Sr.
73	Slade Adams	OL	Sr.
35	Radir Annoor	RB	Fr.
66	Michael Baker	OL	Sr.
72	Hunter Beedle	OL	Sr.
26b	Colton Belew	DB	Fr.
28	Eric Belew	WR	Fr.
87	DaJuan Brown	TE	So.
45	Matt Brown	W	So.
77	Nathan Bush	DT	So.
12	Stephen Bush	RB	So.
89	Zach Bush	TE	Sr.
63	Christian Cardwell	OL	R-Fr.
55	KJ Carter	LB	Fr.
29	Krys Cates	WR	Fr.
47	Logan Cavendar	LB	Fr.
71	William Chatmon	OL	Fr.
3	Jamel Crook	DB	So.
17	Carter Crutchfield	WR	Jr.
18	Jared Davis	QB	Fr.
97	Stepfon Davis-Boyd	TE	R-Fr.
32	Chris Dickerson	DB	Sr.
79	Brett Dillard	OL	Fr.
7	William Dillard	DB	Fr.
38	Demario Donnell	DB	Fr.
39	Heath Dyer	DB	So.
13	Marcus Edwards	DE	Sr.
43a	Taylor Fletcher	RB	Jr.
23b	Cody Forbes	RB	Jr.
81	Neil Gannaway	WR	R-Fr.
30	Tra'Darius Goff	LB	So.
2	Bud Golden	RB	Jr.
33	Howard Griffin	LB	Sr.
10a	Matt Hamby	QB	R-Fr.
88	Chris Harris	P/K	Fr.
91	Kryon Hart	DE	Fr.
10	Taylor Hennigan	DB	Sr.
76	Jacob Hoot	OL	Jr.
22	Tremaine Hudson	RB	Sr.
24	James Huguely	DB	So.
64	Justin Ivory	OL	R-Fr.
99	Jordan Johnson	NG	Jr.
4	Will Johnson	DB	Sr.
11	Marty Jones	DB	Jr.
51	Jerry King	DE	Jr.
9	Tre Lamb	QB	Sr.
23a	Jimmy Laughlin	DB	Fr.
69	Jibrin Linge	OL	Fr.
67	Cory Malone	DT	Fr.
57	Zach Malone	DE	Fr.
65	Matt Martin	OL	Fr.
25	Cody Matthews	W	So.
48	Tommie McBride	DE	Sr.
	Trey McCalla	SS	Jr.
46	Brannon McCain	RB	So.
36	Tevin McDermott	W	R-So.
19	Cory McDonald	DB	Jr.
40	Seth McDonald	H	Jr.
15	Caleb Mitchell	DB	Sr.
94	Malcolm Mitchell	LB	Jr.
95	Lamar Moore	NG	Jr.
54	Matt Moran	LB	Sr.
60	James Normand	OL	Jr.
20	Doug Page	H	Jr.
26	Josh Pleasant	WR	R-Fr.
80	Wade Plemons	WR	R-Fr.
37	Patrick Prewitt	DB	R-Fr.
50	J.T. Rankin	OL	Fr.
62	Randall Reeves	OL	So.
93	Harrison Reid	DE	Fr.
52	Avery Rollins	DE	R-Fr.
56	Terrell Rollins	NG	Fr.
59	Jay Rudwall	LB	Fr.
96	Zach Sharp	PK	So.
74	Wesley Sherrill	OL	Jr.
27	Jordan Smith	WR	Fr.
75	Matthew Smith	OL	So.
	Conor Sparkman	DB	So.
43b	William Stevens	TE	So.
5	Darian Stone	QB	So.
58	Dylan Sullivan	DT	So.
14	Austin Tallant	DB	So.
	Parker Teeter	TE	R-So.
8	Ryan Tilghman	WR	Jr.
42	Kedrick Towles	W	Sr.
6	Adam Urbano	RB	Sr.
21	Ladarius Vanlier	RB	Fr.
98	LaDarius Verge	DT	Sr.
41	Cory Webber	DB	So.
83	Tyler Whitlock	DL	So.
	Anthony Williams	WR	R-Fr.
1	Steve Wilson	WR	R-Fr.
31	Luke Woodason	DB	So.
16	Zack Ziegler	W	Sr.
92	Chad Zinchini	P	Jr.



Watson Brown returns to coach for his sixth season in his hometown of Cookeville, Tenn. After not coaching in the OVC since 1980, Brown took over the reins of the Tennessee Tech program in 2007. In 2011 he led the Golden Eagles to the OVC Championship, the first for the program since 1975.

WATSON BROWN

HEAD COACH

6TH SEASON (28TH OVERALL)

119-182-1 CAREER RECORD

25-31 AT TENNESSEE TECH

Birthdate: April 19, 1950
Hometown: Cookeville, Tenn.
College: Vanderbilt, 1973 (Geology)
Family: Wife - Brenda
 Children - Ginny, Steven

Career Record

Year	School	Overall	Conf. (Finish)
1979	Austin Peay	7-4	2-4 (5th)
1980	Austin Peay	7-4	5-2 (3rd-t)
1983	Cincinnati	4-6-1	-
1984	Rice	1-10	0-8 (9th)
1985	Rice	3-8	2-6 (6th)
1986	Vanderbilt	1-10	0-6 (10th)
1987	Vanderbilt	4-7	1-5 (7th-t)
1988	Vanderbilt	3-8	2-5 (9th-t)
1989	Vanderbilt	1-10	0-7 (10th)
1990	Vanderbilt	1-10	1-6 (8th-t)
1995	UAB	5-6	-
1996	UAB	5-6	-
1997	UAB	5-6	-
1998	UAB	4-7	-
1999	UAB	5-6	4-2 (2nd-t)
2000	UAB	7-4	3-4 (5th-t)
2001	UAB	6-5	5-2 (2nd-t)
2002	UAB	5-7	4-4 (5th-t)
2003	UAB	5-7	4-4 (6th-t)
2004	UAB	7-5	5-3 (2nd-t)
2005	UAB	5-6	3-5 (5th/East)
2006	UAB	3-9	2-6 (5th/East)
2007	Tennessee Tech	4-7	2-6 (7th-t)
2008	Tennessee Tech	3-9	1-7 (9th)
2009	Tennessee Tech	6-5	5-3 (2nd-t)
2010	Tennessee Tech	5-6	4-4 (6th)
2011	Tennessee Tech	7-4	6-2 (1st-t)

ASSISTANT COACHES

Assoc. Head Coach/Defensive Coordinator/LB's:..... Billy Taylor
 Alma Mater:..... East Tennessee State, 1988 (5th season)

Asst. Head Coach/Defensive Line:..... Sam Williamson
 Alma Mater:..... UAB, 2005 (6th season)

Offensive Coordinator/Running Backs/QB's:..... Steve Brown
 Alma Mater:..... Tennessee Tech, 2007 (5th season)

Offensive Line/Tight Ends:..... Thomas Cox
 Alma Mater:..... UAB, 2002 (6th season)

Secondary:..... Sidney Powell
 Alma Mater:..... Morehouse College, 1997 (4th season)

Receivers:..... Lee Sweeney
 Alma Mater:..... Tennessee Tech, 2008 (2nd season)

Nickels/Bandits:..... Chris Grimes
 Alma Mater:..... Tennessee Tech, 2008 (3rd season)

Special Teams Coordinator:..... Tyler Wolf
 Alma Mater:..... Tennessee, 2010 (2nd season)

Graduate Assistant - Defensive Line:..... Brandon Barnes
 Alma Mater:..... Tennessee Tech, 2007 (2nd season)

Graduate Assistant - Tight Ends/H-Backs:..... Orlandus Kirby
 Alma Mater:..... Tennessee Tech, 2010 (1st season)

CAREER HIGHLIGHTS

• Brown was named the 10th head coach in Tennessee Tech football history on Dec. 9, 2006. Brown returned to his hometown of Cookeville to take over the Golden Eagles program. Brown was a standout athlete at Cookeville High School.

• Guided Tennessee Tech to a 6-2 OVC mark and three-way share of the OVC Championship in 2011. It was the first title for the TTU program since 1975. The Golden Eagles also earned the OVC's automatic bid to the FCS Playoffs, marking the first-ever playoff appearance for the program. TTU finished the season 7-4 overall, marking the best record among the eight Division I schools in the state of Tennessee.

• In 2011 was named OVC Coach of the Year, TSWA Coach of the Year and finished in the Top 15 of the voting for the Liberty Mutual FCS National Coach of the Year.

• Prior to coaching at Tennessee Tech Brown spent 12 years as head coach at UAB (1995-06). From 2002 he also served as the schools Director of Athletics, making him only the third A.D. in school history. After guiding UAB through I-AA to I-A independent status, Brown helped the Blazers into Conference USA in 1999. Brown-coached teams finished tied for second in C-USA in each 1999, 2001 and 2004. His 2004 squad was 7-5 overall, 5-3 in C-USA and participated in the Sheraton Hawaii Bowl.

• Brown got his start in coaching as an assistant coach at his alma mater, Vanderbilt, and later at East Carolina, Jacksonville State and Texas Tech. His break as a head coach came in 1979 at another OVC school - Austin Peay - at the age of 29. He led the Governors to back-to-back 7-4 seasons. His success in Clarksville led to jobs at Cincinnati, Rice and later as head coach at Vanderbilt for five seasons. Following his stint at Vandy, he was the offensive coordinator at Oklahoma.

• As a player at Vanderbilt, Brown was a standout quarterback and helped lead the Commodores to a 14-10 upset victory over Alabama in 1969. He was named *Sports Illustrated's* National Back of the Week for his performance.

• Brown comes from a line of successful coaches. His grandfather, Eddie "Jelly" Watson, was a legendary coach at Cookeville High School and his brother, Mack Brown, is currently the head coach at Texas, where he led the Longhorns to the 2005 BCS National Championship.

2011 TEAM STATISTICS

	<u>TTU</u>	<u>Opponent</u>				
SCORING	355	279				
Points Per Game	32.3	25.4				
FIRST DOWN	238	205				
Rushing	115	83				
Passing	101	112				
Penalty	22	10				
RUSHING YARDAGE	2144	1633				
Yards Gained Rushing	2437	1838				
Yards Lost Rushing	293	205				
Rushing Attempts	483	416				
Average Per Rush	4.4	3.9				
Average Per Game	194.9	148.5				
TDs Rushing	26	19				
PASSING YARDAGE	2372	2245				
Comp-Att-Int	208-318-10	202-345-11				
Average Per Pass	7.5	6.5				
Average Per Catch	11.4	11.1				
Average Per Game	215.6	204.1				
TDs Passing	17	16				
TOTAL OFFENSE	4516	3878				
Total Plays	801	761				
Average Per Play	5.6	5.1				
Average Per Game	410.5	352.5				
TIME OF POSSESSION/GAME	31:06	28:50				
3RD DOWN CONVERSIONS	72/159	73/166				
3rd-Down Pct.	45%	44%				
4TH DOWN CONVERSIONS	14/23	12/21				
4th-Down Pct.	61%	57%				
RED-ZONE SCORES	44-56 (79%)	33-40 (82%)				
RED-ZONE TOUCHDOWNS	36-56 (64%)	27-40 (68%)				
PAT-ATTEMPTS	46-47 (98%)	36-36 (100%)				
ATTENDANCE	50,443	107,406				
Games/Avg. Per Game	6/8,407	5/21,481				
Neutral Site Games	-	0/0				
<u>SCORE BY QUARTERS</u>	<u>1st</u>	<u>2nd</u>	<u>3rd</u>	<u>4th</u>	<u>OT</u>	<u>Total</u>
Tennessee Tech	72	103	101	79	-	355
Opponents	59	106	52	62	-	279

2011 INDIVIDUAL STATISTICS

RUSHING	<u>G</u>	<u>Att.</u>	<u>Yds.</u>	<u>Avg.</u>	<u>TD</u>	<u>Yds./G</u>
Player						
Dontey Gay	11	190	1045	5.5	15	95.0
Adam Urbano	7	77	475	6.2	1	67.9
Tre Lamb	11	109	213	2.0	6	19.4
Cody Forbes	11	29	129	4.4	2	11.7
Zack Ziegler	11	33	110	3.3	1	10.0
PASSING	<u>G</u>	<u>Cmp.-Att.</u>	<u>Pct.</u>	<u>Yds.</u>	<u>TD/Int.</u>	<u>Avg.</u>
Player						
Tre Lamb	11	204-313	65.2	2342	17/10	212.9
Darian Stone	2	4-5	80.0	30	0/0	15.0
RECEIVING	<u>G</u>	<u>No.</u>	<u>Yds.</u>	<u>Avg.</u>	<u>TD</u>	<u>Yds./G</u>
Player						
Tim Benford	11	65	923	14.2	5	83.9
Zack Ziegler	11	37	375	10.1	3	34.1
Charlie Stevens	11	20	233	11.6	4	21.2
Dontey Gay	11	19	157	8.3	0	14.3
Demetrous Garrett	6	16	123	7.7	1	20.5
SCORING	<u>G</u>	<u>TD</u>	<u>Xpt.</u>	<u>FG</u>	<u>Pts.</u>	<u>Pts./G</u>
Player						
Dontey Gay	11	15	-	-	90	8.2
Zach Sharp	11	-	46-47	9-15	73	6.6
Tre Lamb	11	6	-	-	36	3.3
Tim Benford	11	5	-	-	30	2.7
Zack Ziegler	11	4	-	-	24	2.2
Charlie Stevens	11	4	-	-	24	2.2
TACKLES	<u>G</u>	<u>Solo</u>	<u>Asst.</u>	<u>Total</u>	<u>TFL</u>	<u>Sacks</u>
Player						
Austin Tallant	11	34	58	92	2.0	0
Howard Griffin	11	22	57	79	6.5	1.0
Richmond Tooley	11	38	41	79	0	0
Jake McIntosh	11	16	57	73	4.0	0
Corey Watson	11	26	36	62	3.5	1.0
INTERCEPTIONS	<u>G</u>	<u>No.</u>	<u>Yds.</u>	<u>Avg.</u>	<u>TD</u>	<u>PBU</u>
Player						
Corey Watson	11	3	75	25.0	2	7
Caleb Mitchell	11	2	23	11.5	0	4
Jake McIntosh	11	2	21	10.5	0	1
Richmond Tooley	11	2	0	0.0	0	6

Returning Players in Bold

2011 SCHEDULE AND RESULTS

<u>Date</u>	<u>Opponent</u>	<u>Result</u>	<u>Attendance</u>
9/3	at Iowa	L, 34-7	70,585
9/8	Maryville College	W, 56-7	7,232
9/17	at Eastern Illinois*	W, 31-20	6,157
9/25	Southeast Missouri*	W, 38-31	8,251
10/1	at UT Martin*	W, 34-31	5,631
10/15	Tennessee State*	L, 42-40	8,676
10/29	at #13 Jacksonville State*	W, 21-14	18,933
11/5	Murray State*	L, 38-37	11,027
11/12	at #25 Eastern Kentucky*	W, 28-21	6,100
11/19	Austin Peay*	W, 49-7	9,142
11/26	#15 Central Arkansas #	L, 34-14	6,115

* - Ohio Valley Conference Contest

- FCS Playoffs - First Round

Home Games in Bold



TEAM RECORDS

INDIVIDUAL RUSHING

Most Attempts

Game: 40 - Larry Schreiber vs. Middle Tennessee (1968)
Season: 286 - Larry Schreiber (1968)
Career: 877 - Larry Schreiber (1966-69)

Most Yards

Game: 261 - Michael Penix vs. Southeast Mo. (1993)
Season: 1,522 - Larry Schreiber (1969)
Career: 4,421 - Larry Schreiber (1966-69)

INDIVIDUAL PASSING

Most Attempts

Game: 57 - Lee Sweeney vs. Southeast Mo. (2006)
Season: 367 - Robert Craft (2004)
Career: 1,084 - Lee Sweeney (2006-09)

Most Completions

Game: 32 - Lee Sweeney vs. Southeast Mo. (2006)
Season: 201 - Robert Craft (2004)
Career: 625 - Lee Sweeney (2006-09)

Most Yards

Game: 437 - Lee Sweeney vs. Southeast Mo. (2006)
Season: 2,448 - Robert Craft (2002)
Career: 7,157 - Lee Sweeney (2006-09)

INDIVIDUAL RECEIVING

Most Receptions

Game: 11 - Ken Gilstrap vs. Morehead State (1987)
Season: 68 - Tim Benford (2008)
Career: 195 - Larry Shipp (2004-07)

Most Receiving Yards

Game: 262 - Ken Gilstrap vs. Morehead State (1987)
Season: 909 - Craig Rolle (1976)
Career: 2,950 - Larry Shipp (2004-07)

YEAR-BY-YEAR RESULTS

YEAR	ALL	OVC	COACH	YEAR	ALL	OVC	COACH
1922	2-14	--	Loyall Duyck	1967	3-7	2-5	Wilburn Tucker
1923	2-3-1	--	Putty Overall	1968	2-8	2-5	Don Wade
1924	5-3-1	--	Putty Overall	1969	5-5	4-3	Don Wade
1925	3-2-1	--	Putty Overall	1970	4-6	2-5	Don Wade
1926	1-4-1	--	Putty Overall	1971	8-2	5-2	Don Wade
1927	2-5-1	--	Putty Overall	1972	10-2	7-0	Don Wade
1928	6-0-1	--	Putty Overall	1973	2-8-1	1-6	Don Wade
1929	3-3-1	--	Putty Overall	1974	6-5	4-3	Don Wade
1930	6-2-1	--	Putty Overall	1975	8-3	6-1	Don Wade
1931	6-3	--	Putty Overall	1976	8-3	5-2	Don Wade
1932	4-0-3	--	Putty Overall	1977	9-2	5-2	Don Wade
1933	4-4	--	Putty Overall	1978	5-6	4-2	Don Wade
1934	3-5-1	--	Putty Overall	1979	1-8-2	05-1	Don Wade
1935	1-5-1	--	Putty Overall	1980	4-7	1-6	Don Wade
1936	2-5-1	--	Putty Overall	1981	6-5	4-4	Don Wade
1937	3-5-1	--	Putty Overall	1982	3-8	1-6	Don Wade
1938	6-3	--	Putty Overall	1983	2-8	2-5	Gary Darnell
1939	6-3-1	--	Putty Overall	1984	0-11	0-7	Gary Darnell
1940	2-6	--	Putty Overall	1985	1-10	1-6	Gary Darnell
1941	5-4	--	Putty Overall	1986	0-10	0-7	Jim Ragland
1942	3-4-2	--	Putty Overall	1987	5-6	2-4	Jim Ragland
1943	1-5	--	Putty Overall	1988	1-10	1-5	Jim Ragland
1944	1-2	--	Putty Overall	1989	5-5	3-3	Jim Ragland
1945	1-8	--	Putty Overall	1990	6-5	3-3	Jim Ragland
1946	5-5	--	Putty Overall	1991	2-9	2-4	Jim Ragland
1947	4-7	--	Hooper Eblen	1992	7-4	6-2	Jim Ragland
1948	5-6	--	Hooper Eblen	1993	8-3	7-1	Jim Ragland
1949	3-6	0-3	Hooper Eblen	1994	5-6	3-5	Jim Ragland
1950	4-7	1-5	Star Wood	1995	3-8	2-6	Jim Ragland
1951	5-5-1	3-3	Star Wood	1996	5-6	4-4	Mike Hennigan
1952	9-2	4-1	Putty Overall	1997	6-5	4-3	Mike Hennigan
1953	7-4	5-0	Putty Overall	1998	4-7	2-5	Mike Hennigan
1954	4-4-2	1-3-1	Wilburn Tucker	1999	5-5	4-3	Mike Hennigan
1955	7-3	5-0	Wilburn Tucker	2000	8-3	5-2	Mike Hennigan
1956	5-4-1	2-3	Wilburn Tucker	2001	7-3	4-2	Mike Hennigan
1957	6-4	4-1	Wilburn Tucker	2002	5-7	2-4	Mike Hennigan
1958	7-3	5-1	Wilburn Tucker	2003	2-9	1-7	Mike Hennigan
1959	6-2-2	5-0-1	Wilburn Tucker	2004	6-5	3-4	Mike Hennigan
1960	8-3	6-0	Wilburn Tucker	2005	4-7	3-5	Mike Hennigan
1961	7-3	6-0	Wilburn Tucker	2006	4-7	4-4	Doug Malone (Acting)
1962	2-8	1-5	Wilburn Tucker	2007	4-7	2-6	Watson Brown
1963	6-4	3-4	Wilburn Tucker	2008	3-9	1-7	Watson Brown
1964	1-9	1-6	Wilburn Tucker	2009	6-5	5-3	Watson Brown
1965	3-7	3-4	Wilburn Tucker	2010	5-6	4-4	Watson Brown
1966	5-5	4-3	Wilburn Tucker	2011	7-4	6-2	Watson Brown


OVC Championships (10)

1952*, 1953, 1955, 1958*, 1959*, 1960, 1961, 1972, 1975, 2011*

* Co Champions

NCAA FCS Playoff Appearances (1)

2011



Jim Youngblood was a two-time All-American and was twice the OVC Defensive Player of the Year. He went on to play 12 seasons in the NFL.

ALL-TIME COACHES

Coach	Years	Overall Record	OVC Record	OVC Titles	Playoff Appearances
Loyall Duyck	1922	2-1-4 (.571)	-	-	-
Putty Overall	1923-46, 52-53	97-95-18 (.505)	9-1 (.900)	2	-
Hooper Eblen	1947-49	12-19 (.387)	3-6 (.333)	0	-
Star Wood	1950-51	9-12-1 (.432)	4-8 (.333)	0	-
Wilburn Tucker	1954-67	70-66-5 (.514)	49-34-2 (.588)	5	-
Don Wade	1968-82	81-78-3 (.509)	60-52-1 (.534)	2	0
Gary Darnell	1983-85	3-29 (.094)	3-18 (.143)	0	0
Jim Ragland	1986-95	42-66 (.389)	29-41 (.414)	0	0
Mike Hennigan	1996-05	52-57 (.477)	32-39 (.451)	0	0
Doug Malone (Acting)	2006	4-7 (.364)	4-4 (.500)	0	0
Watson Brown	2007-present	25-31 (.446)	18-22 (.450)	1	1



Hardy M. Graham Stadium (7,500) - Opened in 1930.



UT MARTIN
SKYHAWKS



Dr. Thomas Rakes
Chancellor



Phil Dane
Athletics Director



Joe Lofaro
Football Contact



Jason Simpson
Head Coach

2012 SCHEDULE

Sept. 1	at Memphis	6:00 p.m.
<i>Memphis leads 5-2; Last Meeting: Memphis won 41-14 (9/14/09)</i>		
Sept. 8	at Northern Illinois	6:00 p.m.
<i>First meeting</i>		
Sept. 13	Southeastern Louisiana (TV: WLJT)	6:00 p.m.
<i>Southeastern leads 4-1; Last Meeting: SELU won 24-10 (9/11/10)</i>		
Sept. 22	at Austin Peay*	6:00 p.m.
<i>UT Martin leads 33-25-2; Last Meeting: UTM won 61-23 (10/8/11)</i>		
Sept. 29	Eastern Kentucky* (TV: WLJT)	1:00 p.m.
<i>Eastern Kentucky leads 21-1; Last Meeting: EKU won 23-16 (11/19/11)</i>		
Oct. 6	Eastern Illinois* (HC) (TV: WLJT)	2:00 p.m.
<i>Eastern Illinois leads 12-5; Last Meeting: UTM won 24-23 (10/22/11)</i>		
Oct. 13	at Murray State*	3:00 p.m.
<i>Murray State leads 35-15-1; Last Meeting: UTM won 48-26 (9/22/11)</i>		
Oct. 20	at Southeast Missouri*	1:00 p.m.
<i>Southeast Missouri leads 14-13; Last Meeting: UTM won 38-30 (11/29/11)</i>		
Nov. 3	Jacksonville State* (TV: WLJT)	12:00 p.m.
<i>Jacksonville State leads 27-6; Last Meeting: JSU won 24-23 (9/1/11)</i>		
Nov. 10	at Tennessee Tech* (TV: WCTE)	1:30 p.m.
<i>Tennessee Tech leads 21-10-2; Last Meeting: TTU won 34-31 (10/1/11)</i>		
Nov. 17	Tennessee State*	2:00 p.m.
<i>Tennessee State leads 14-7; Last Meeting: TSU won 35-30 (11/12/11)</i>		

* Denotes Ohio Valley Conference Matchup

Home Games in Bold HC - Homecoming

All Times Central and Subject to Change

QUICK FACTS

Basic Information

Location:	Martin, Tenn.
Enrollment:	8,400
Founded:	1900 (Senior College in 1951)
Nickname:	Skyhawks
Colors:	Navy Blue and Orange
Chancellor:	Dr. Thomas Rakes
Athletic Director:	Phil Dane
Stadium (Capacity):	Hardy M. Graham Stadium (7,500)
Surface:	FieldTurf

Media Relations

Football Contact:	Joe Lofaro
Office Phone:	(731) 881-7632
Cell Phone:	(731) 514-2905
Fax:	(731) 881-7624
Email:	jlofaro@utm.edu
Web site:	www.UTMSports.com
Press Box Phone:	(731) 881-7694/7632

Team Information

Offense:	Multiple
Defense:	Multiple
Lettermen Returning/Lost:	40/26
Offensive Starters Returning:	7
Defensive Starters Returning:	8
Specialist Starters Returning:	3
2011 Record/OVC Record (Finish):	5-6/4-4 (5th/tie)
Postseason:	none

All-Time Record/OVC Record:	324-449-18 (.410)/49-102 (.325)
Joined OVC:	1992
OVC Championships (Last):	1 (2006)
NCAA FCS Playoff Appearances (Last):	1 (2006)

PRESEASON DEPTH CHART

OFFENSE

WR	89	Quentin Sims	6-3	202	Sr.
	6	Kevin Barfield	5-9	167	Jr.
WR	80	Corey Jordan	5-11	215	Jr.
	24	Rod Wright	6-1	175	R-Fr.
OT	76	Charles Sweeton	6-5	291	So.
	64	Michael Pope	6-2	270	Sr.
OG	73	John Johnson	6-5	248	So.
	75	Jordan Murphy	6-3	280	R-Fr.
C	65	Tyler Eady	6-2	270	Jr.
	60	Anthony Topps	6-1	274	So.
OG	72	Matthew Axline	6-5	290	R-Fr.
	77	Sam Curtis	6-4	298	So.
OT	71	Michael Bryant	6-5	310	Sr.
	70	Steven Frazier	6-2	275	Jr.
QB	15	Derek Carr	6-1	191	Sr.
	12	Jarod Neal	6-1	10	So.
RB	21	Tevin Barksdale	5-8	200	Sr.
	25	Jason McNair	5-9	192	Sr.
TE	84	Ben Everett	6-4	247	Sr.
	82	Corey Rogers	6-4	250	R-Fr.
WR	5	Jeremy Butler	6-3	205	Jr.
	9	Chris Thompson	5-11	198	So.

DEFENSE

DE	2	Jett Howard	6-2	221	Sr.
	39	Marquis Clemons	5-11	175	R-Fr.
DT	91	Ryan Isom	6-2	280	So.
	95	Austin Hopper	6-3	264	Jr.
NT	99	Darrin Nalls	5-10	296	Sr.
	93	Montori Hughes	6-4	330	Sr.
DE	96	DJ Roberts	6-2	245	Jr.
	39	Marquis Clemons	5-11	175	R-Fr.
LB	41	Ben Johnson	6-2	215	Jr.
	42	Jarvis McCann	6-1	230	Sr.
LB	40	Tony Bell	6-1	200	Fr.
	47	Chris Wright	6-3	205	Sr.
LB	51	James Ratliff	6-0	225	R-Fr.
	20	Nate Rottero	5-11	210	Sr.
CB	29	Aaron Simms	5-10	160	R-Fr.
	6	Taino Perez	5-8	167	So.
CB	4	Thad Williams	5-9	190	Sr.
	30	Camaren Harris	5-9	190	Jr.
FS	11	Fred Flenorl	6-1	181	So.
	5	Julius McNair	6-0	208	Sr.
SS	3	Jvontex Blackman	6-0	193	Jr.
	28	Obi Nwanko	5-10	181	Jr.

SPECIAL TEAMS

PK	97	Cody Sandlin	6-2	180	Sr.
	90	James Satterfield	6-1	171	So.
P	90	James Satterfield	6-1	171	So.
	97	Cody Sandlin	6-2	180	Sr.
LS	46	Clay Sheley	6-1	224	Sr.
KR	4	Thad Williams	5-9	190	Sr.
	30	Camaren Harris	5-9	190	Jr.
PR	4	Thad Williams	5-9	190	Sr.
	30	Camaren Harris	5-9	190	Jr.

Returning Starters in Bold

Key Losses

WR	Stephen Shiver
	42 catches, 657 yards, 6 TD's
FB	Kenny Jones
	26 rush yards, 1 TD; 25 catches, 334 yards, 5 TD's
PR	CJ Estelle
	17.7 yards/return, 1 TD

PLAYERS TO WATCH

DEREK CARR

Senior • Quarterback
6-1 • 191 • McKenzie, Tenn.

In second year as a starter, Carr completed 200-of-346 passes (57.8%) for 2,482 yards and 25 touchdowns against only 10 interceptions...In victory over Austin Peay (Oct. 8), completed 24-of-36 passes for 386 yards and six touchdowns; the six touchdowns tied the UTM single-game record and earned Carr National Player of the Week honors...As a sophomore in 2010, passed for 2,543 yards and 13 touchdowns...Threw four touchdown passes in a victory over Lambuth...As a redshirt freshman in 2009, saw action in seven games.



QUENTIN SIMS

Senior • Wide Receiver
6-3 • 202 • Cincinnati, Ohio

Preseason All-OVC selection...Was a second-team All-OVC selection and OVC All-Newcomer selection last season after leading the Skyhawks with 54 catches for 712 yards and 10 touchdowns...At Tennessee State (Nov. 12) had 11 catches for 144 yards and a touchdown...At South Alabama hauled in six passes for 78 yards and three touchdowns...Caught two touchdowns at Eastern Illinois...Prior to attending UT Martin, played two seasons at Georgia Tech.



TEAM NOTES

• Head coach Jason Simpson has won 37 Ohio Valley Conference games in six years at UT Martin. Before Simpson arrived, UT Martin managed 37 wins in 14 years (1992-2005) under the direction of five head coaches (Don McLeary, Jim Marshall, Sam McCorkle, Johnny Jernigan and Matt Griffin).

• Jeff Byrd will serve as the defensive coordinator for the Skyhawks this season. Byrd, from Arkansas Tech, is one of two new coaches on head coach Jason Simpson's staff this year. Also joining the staff is Eric Stuedemann, a former graduate assistant at Mississippi State, who will coach the quarterbacks. Like Stuedemann, Byrd has a Mississippi connection. He graduated from Southern Miss in 1989.

• The Skyhawks sport a .742 winning percentage (23-8) at Hardy M. Graham Stadium under the direction of head coach Jason Simpson (2006-present). The Skyhawks have won at least four home games in five of Simpson's six seasons. In 2007, the Skyhawks were 3-2 at Hardy M. Graham Stadium.

• The Skyhawks have four former FBS players on its roster this season, including seniors Quentin Sims (Georgia Tech), Michael Bryant (Vanderbilt), Malik Generett (Connecticut) and Montori Hughes (Tennessee).

NUMERICAL ROSTER

No.	Name	Pos.	Ht.	Wt.	Yr.	Hometown (Last School)
1	Quentin Sims	WR	6-3	202	Sr.	Cincinnati, Ohio (Georgia Tech University)
2	Jett Howard	LB	6-2	221	Sr.	Blytheville, Ark. (Blytheville)
3	Jeremy Butler	WR	6-3	205	Jr.	Bradenton, Fla. (College of Sequoias CC)
4	Thad Williams	DB	5-9	190	Sr.	Adel, Ga. (Hutchinson CC)
5	Julius McNair	LB	6-0	208	Sr.	Mt. Olive, Miss. (Mt. Olive)
6	Kevin Barfield	WR	5-9	167	Jr.	Memphis, Tenn. (Frayser)
7	Jvontez Blackmon	S	6-0	193	Jr.	Bryam, Miss. (Hinds CC)
8	Dylan Davis	WR	6-2	195	Jr.	Jackson, Miss. (Hinds CC)
9	Chris Thompson	WR	5-11	198	So.	St. Louis, Mo. (Riverview Garden)
10	Tyler Rice	QB	6-3	195	So.	Waynesboro, Tenn. (Wayne County)
11	Fred Flenorl	DB	6-1	181	So.	Memphis, Tenn. (White Haven)
12	Taino Fears-Perez	CB	5-8	167	So.	Knoxville, Tenn. (Farragut)
13	Jarod Neal	QB	6-1	180	So.	Hendersonville, Tenn. (Beech)
14	Najee Ray	QB	6-1	180	Fr.	Paris, Tenn. (Henry County)
15	Derek Carr	QB	6-1	191	Sr.	McKenzie, Tenn. (McKenzie)
16	Stevie Bush	DB	5-10	185	Fr.	Jackson, Tenn. (Liberty Magnet)
17	Nate Rottero	LB	5-11	210	Sr.	Mt. Juliet, Tenn. (Wilson Central)
18	Travis Eakin	QB	6-3	200	Jr.	Toney, Ala. (ASA Institute)
19	Jordan Landry	DB	5-8	165	Fr.	Tucker, Ga. (Tucker)
20	Trent Garland	RB	5-9	180	Fr.	Lawrenceburg Tenn. (Middle Tennessee)
21	Tevin Barksdale	RB	5-8	200	Sr.	Bowling Green, Ky. (Bowling Green)
23	DJ McNeil	RB	6-2	205	Jr.	Collierville, Tenn. (Briarcrest)
24	Rod Wright	WR	6-1	175	R-Fr.	Memphis, Tenn. (Ridgeway)
25	Jason McNair	RB	5-9	192	Sr.	Mt. Olive, Miss. (Mt. Olive)
26	Shaq Allen	RB	5-10	195	Fr.	Paris, Tenn. (Henry County)
27	Camaren Harris	DB	5-9	190	Jr.	Horne Lake, Miss. (Horne Lake)
28	Obi Nwanko	S	5-10	181	Jr.	West Chester, Ohio (Lakota West)
29	Aaron Simms	DB	5-10	160	R-Fr.	Mt Juliet, Tenn. (McGavock)
30	Richard Taylor	CB	5-10	185	R-Fr.	Nashville, Tenn. (Pearl-Cohn)
31	Marquis Clemons	S	5-11	175	R-Fr.	St. Louis, Mo. (Webster Grove)
32	Ladevin Fair	RB	5-9	180	Fr.	Troy, Tenn. (Obion County Central)
34	Emmette Lindsay	DB	5-11	200	Fr.	Jackson, Tenn. (Liberty Magnet)
35	Cortez Bowen	LB	6-2	233	Jr.	Memphis, Tenn. (Southern Miss)
36	Amiri Hawkins	S	6-2	205	Fr.	Hermitage, Tenn. (Hillsboro)
37	Trey Smith	DB	5-10	200	Sr.	Murfreesboro, Tenn. (Riverdale)
38	Roland Genesey	RB	6-1	220	Fr.	Millington, Tenn. (Millington Central)
39	James Satterfield	K/P	6-1	171	So.	Gallatin, Tenn. (Gallatin)
40	Tony Bell	DB	6-1	200	Fr.	Memphis, Tenn. (Kingsbury)
41	Ben Johnson	LB	6-2	215	Jr.	Primm Springs, Tenn. (Fairview)
42	Jarvis McCann	LB	6-1	230	Sr.	Hattiesburg, Miss. (Pearl River CC)
43	Ryan McCray	RB	5-8	211	R-Fr.	Memphis, Tenn.
44	Chris Wright	LB	6-3	205	Sr.	Petal, Miss. (Gulf Coast CC)
45	Caleb Counce	LB	6-0	205	Fr.	Paris, Tenn. (Henry County)
46	Clay Sheley	LS	6-1	224	Sr.	Dickson, Tenn. (Dickson County)
47	Deantae Glover	DE	6-1	240	Fr.	Murfreesboro, Tenn. (Riverdale)
48	Matt Murphy	DL	6-2	260	So.	Memphis, Tenn. (Christian Brothers)
49	Bobby Ellis	FB	5-9	198	Jr.	Dyersburg, Tenn. (Dyersburg)
51	James Ratliff	LB	6-0	225	R-Fr.	Memphis, Tenn. (Craigmont)
52	Jeremiah Wilkins	LB	6-0	220	Fr.	Bridgeton, Mo. (Pattonville)
53	Elijah McClendon	LB	6-1	205	Fr.	St. Petersburg, Fla. (Boca Ciega)
54	Austin Hopper	DL	6-3	264	Jr.	Troy, Tenn. (Obion County Central)
55	Darelle Nash	DE	6-1	230	Sr.	Memphis, Tenn. (Houston)
56	Blake Edwards	OL	6-4	285	Fr.	Michie, Tenn. (Adamsville)
57	Ethan Myers	LB	6-0	215	So.	Columbia, Tenn. (Columbia Central)
58	Trevor Adkison	OL	6-3	230	Fr.	Zionsville, Ind. (Zionsville Community)
60	Anthony Topps	OL	6-1	274	So.	Fort Campbell, Ky. (Fort Campbell)
61	Juwan Turner	OL	6-0	265	So.	Old Hickory, Tenn. (McGavock)
64	Michael Pope	OL	6-2	270	Sr.	Murfreesboro, Tenn. (Riverdale)
65	Tyler Eady	OL	6-2	270	Jr.	Smyrna, Tenn. (Smyrna)
66	Clay McKinnie	LB	6-1	210	Jr.	Medon, Tenn. (Chester County)
67	Steven Frazier	OL	6-2	275	Jr.	Seymour, Tenn. (Seymour)
68	Tyler Kilburn	OL	6-3	275	Fr.	Lawrenceburg, Tenn. (Lawrence County)
71	Michael Bryant	OL	6-5	310	Sr.	LaVergne, Tenn. (Vanderbilt University)
72	Matthew Axline	OL	6-5	290	R-Fr.	Shelbyville, Ky. (Shelby County)
73	John Johnson	OL	6-5	248	So.	University City, Mo. (University City)
75	Jordan Murphy	OL	6-3	280	R-Fr.	Camden, Tenn. (Camden Central)
76	Charles Sweeton	OL	6-5	291	So.	Lawrenceburg, Tenn. (Lawrence County)
77	Sam Curtis	OL	6-4	298	So.	South Fulton, Tenn. (South Fulton)
78	Jackson Roberts	OL	6-7	300	R-Fr.	St. Louis, Mo. (Webster Groves)
80	Corey Jordan	WR	5-11	215	Jr.	Antioch, Tenn. (Hillsboro)
81	Cody Sandlin	K/P	6-2	180	Sr.	Goodlettsville, Tenn. (Davidson Academy)
82	Corey Rogers	TE	6-4	250	R-Fr.	Winchester, Ky. (George Rogers Clark)
83	Drew Thomas	TE	6-3	210	Fr.	Lakeland, Tenn. (Arlington)
84	Ben Everett	TE	6-4	247	Sr.	Loudon, Tenn. (Loudon)
85	Matt Stewart	TE	6-2	239	So.	Mt. Juliet, Tenn. (Mount Juliet)
86	Malik Generett	WR	6-4	205	Jr.	York, Pa. (University of Connecticut)
87	Walter Evans	WR	5-11	175	R-Fr.	Memphis, Tenn. (Ridgeway)
88	Ben Axline	WR	6-3	185	So.	Shelbyville, Ky. (Martha Layne Collins)
89	Marcus Sease	LB	6-2	215	Fr.	Huntsville, Ala. (Madison Academic)
90	Tyler Sweedon	DE	6-3	220	Fr.	Louisville, Ky. (Trinity)
91	Ryan Isom	DT	6-2	280	So.	St. Louis, Mo. (Desmet Jesuit)
92	Nicholas Brown	DE	6-2	233	So.	Louisville, Ky. (Dupont Manuel)
93	Montori Hughes	DL	6-4	330	Sr.	Murfreesboro, Tenn. (University of Tennessee)
94	Keith Jones	DL	6-1	275	Fr.	Florissant, Mo. (McCleure North)
95	Dean Wathen	DL	6-2	246	So.	Henderson, Ky. (Henderson County)
96	DJ Roberts	DE	6-2	245	Jr.	Knoxville, Tenn. (Austin-East)
97	Garrett Vincent	DL	6-0	200	R-Fr.	Martin, Tenn. (Westview)
98	Nick Michaels	LS	5-11	220	R-Fr.	Murfreesboro, Tenn. (Riverdale)
99	Darrin Nalls	DT	5-10	296	Sr.	Fayette, Ala. (Fayette County)
	Kenneth Crenshaw	OL	6-1	230	Fr.	Stone Mountain, Ga. (Tucker)
	Tyler McPeak	TE	6-3	240	Fr.	Dresden, Tenn. (Dresden)
	Jackson Redditt	K	6-2	190	R-Fr.	Mt. Juliet, Tenn. (Wilson Central)

ALPHABETICAL ROSTER

No.	Name	Pos.	Yr.
58	Trevor Adkison	OL	Fr.
26	Shaq Allen	RB	Fr.
88	Ben Axline	WR	So.
72	Matthew Axline	OL	R-Fr.
6	Kevin Barfield	WR	Jr.
21	Tevin Barksdale	RB	Sr.
40	Tony Bell	DB	Fr.
7	Jvontez Blackmon	S	Jr.
35	Cortez Bowen	LB	Jr.
92	Nicholas Brown	DE	So.
71	Michael Bryant	OI	Sr.
16	Stevie Bush	DB	Fr.
3	Jeremy Butler	WR	Jr.
15	Derek Carr	QB	Sr.
31	Marquis Clemons	S	R-Fr.
45	Caleb Counce	LB	Fr.
	Kenneth Crenshaw	OL	Fr.
77	Sam Curtis	OL	So.
8	Dylan Davis	WR	Jr.
65	Tyler Eady	OL	Jr.
18	Travis Eakin	QB	Jr.
56	Blake Edwards	OL	Fr.
49	Bobby Ellis	FB	Jr.
87	Walter Evans	WR	R-Fr.
84	Ben Everett	TE	Sr.
32	Ladevin Fair	RB	Fr.
12	Taino Fears-Perez	CB	So.
11	Fred Flenorl	DB	So.
67	Steven Frazier	OL	Jr.
20	Trent Garland	RB	Fr.
86	Malik Generett	WR	Jr.
38	Roland Genesey	RB	Fr.
47	Deantae Glover	DE	Fr.
27	Camaren Harris	DB	Jr.
36	Amiri Hawkins	S	Fr.
54	Austin Hopper	DL	Jr.
2	Jett Howard	LB	Sr.
93	Montori Hughes	DL	Sr.
91	Ryan Isom	DT	So.
41	Ben Johnson	LB	Jr.
73	John Johnson	OL	So.
94	Keith Jones	DL	Fr.
80	Corey Jordan	WR	Jr.
68	Tyler Kilburn	OL	Fr.
19	Jordan Landry	DB	Fr.
34	Emmette Lindsay	DB	Fr.
42	Jarvis McCann	LB	Sr.
53	Elijah McClendon	LB	Fr.
43	Jarvis McCray	RB	R-Fr.
66	Clay McKinnie	LB	Jr.
25	Jason McNair	RB	Sr.
5	Julius McNair	LB	Sr.
23	DJ McNeil	RB	Jr.
	Tyler McPeak	TE	Fr.
98	Nick Michaels	LS	R-Fr.
75	Jordan Murphy	OL	R-Fr.
48	Matt Murphy	DL	So.
57	Ethan Myers	LB	So.
99	Darrin Nalls	DT	Sr.
55	Darelle Nash	DE	Sr.
13	Jarod Neal	QB	So.
28	Obi Nwanko	S	Jr.
64	Michael Pope	OL	Sr.
51	James Ratliff	LB	R-Fr.
14	Najee Ray	QB	Fr.
	Jackson Redditt	K	R-Fr.
10	Tyler Rice	QB	So.
96	DJ Roberts	DE	Jr.
78	Jackson Roberts	OL	R-Fr.
82	Corey Rogers	TE	R-Fr.
17	Nate Rottero	LB	Sr.
81	Cody Sandlin	K/P	Sr.
39	James Satterfield	K/P	So.
89	Marcus Sease	LB	Fr.
46	Clay Sheley	LS	Sr.
29	Aaron Simms	DB	R-Fr.
1	Quentin Sims	WR	Sr.
37	Trey Smith	DB	Sr.
85	Matt Stewart	TE	So.
90	Tyler Sweedon	DE	Fr.
76	Charles Sweeton	OL	So.
30	Richard Taylor	CB	R-Fr.
83	Drew Thomas	TE	Fr.
9	Chris Thompson	WR	So.
60	Anthony Topps	OL	So.
61	Juwan Turner	OL	So.
97	Garrett Vincent	DL	R-Fr.
95	Dean Wathen	DL	So.
52	Jeremiah Wilkins	LB	Fr.
4	Thad Williams	DB	Sr.
44	Chris Wright	LB	Sr.
24	Rod Wright	WR	R-Fr.



Jason Simpson, who enters his seventh year with the program in 2012, was the choice for the 2006 Roy Kidd OVC Coach of the Year Award. That year - his first with the program - he led the Skyhawks to their first OVC Championship and first NCAA FCS Playoff berth.

JASON SIMPSON

HEAD COACH

7TH SEASON

37-31 CAREER RECORD

Birthdate: Jan. 25, 1971
Hometown: Ellisville, Miss.
College: Southern Miss, 1995 (Sports Administration)
Family: Wife - Julie
 Children - Ty, Emma, Graham

Career Record

<u>Year</u>	<u>School</u>	<u>Overall</u>	<u>Conf. (Finish)</u>
2006	UT Martin	9-3	6-1 (1st-t)
2007	UT Martin	4-7	4-4 (6th)
2008	UT Martin	8-4	6-2 (2nd-t)
2009	UT Martin	5-6	4-4 (4th-t)
2010	UT Martin	6-5	5-3 (4th-t)
2011	UT Martin	5-6	4-4 (5th-t)

CAREER HIGHLIGHTS

• In his first three years at UT Martin Simpson won 21 games, which was the highest three-year win total in school history.

• In his first season as a head coach (2006), Simpson led UT Martin to its best season of football at the FCS level and was named OVC Coach of the Year for his efforts. The Skyhawks won nine games overall (the most since winning 11 in 1988 when the team competed at the Division II level), shared its first Ohio Valley Conference Championship and advanced to the FCS Playoffs for the first time in school history. It was only the team's third .500 or better record since the move up from Division II.

• Simpson came to UTM after three seasons at Chattanooga as that program's offensive coordinator. At UTC, he helped the Mocs to a 6-5 record in 2006, the program's first winning season since 1997. There he coached quarterback Cedric Stevens, who threw for more than 3,100 yards and had a 66 percent completion percentage. He also coached Alonzo Nix, who set the Southern Conference record for receptions (90) on his way to All-America honors.

• Simpson got his start at Delta State (1994-95) serving as the defensive backs coach for two years before moving onto Jacksonville State (1997-99). At JSU he was a member of the staff that was responsible for the third best turnaround in Division I football for the 1997 and 1998 seasons. That was followed by one year at Blinn Junior College (2000) and four seasons as quarterbacks coach and recruiting coordinator at Texas State (2000-03).

• Simpson played two seasons of college football at Mississippi State, where he was also a member of the baseball team. He then transferred to Southern Miss, where he was a two-time all-conference pick on the diamond and a team captain.

ASSISTANT COACHES

Associate Head Coach/Running Backs:.....Jordon Hankins
 Alma Mater: UT Martin, 2005 (3rd season)

Defensive Coordinator:.....Jeff Byrd
 Alma Mater: Southern Miss, 1982 (1st season)

Co-Offensive Coordinator/Offensive Line:.....Mac Bryan
 Alma Mater: Appalachian State, 1982 (3rd season)

Co-Offensive Coordinator/Wide Receivers:..... Carmen Felus
 Alma Mater: Western Maryland, 1995 (2nd season)

Defensive Assistant/Recruiting Coordinator:..... Nick Glenn
 Alma Mater: UT Martin, 2005 (2nd season)

Quarterbacks: Eric Stuedemann
 Alma Mater: North Central College, 2007 (1st season)

Defensive Line: Bernard Riley
 Alma Mater: Southern California, 2003 (2nd season)

Graduate Assistant - Defense: Nick Newsome
 Alma Mater: Austin Peay, 2011 (1st season)

2011 TEAM STATISTICS

	<u>UTM</u>	<u>Opponent</u>				
SCORING	381	306				
Points Per Game	34.6	27.8				
FIRST DOWN	241	207				
Rushing	104	100				
Passing	124	89				
Penalty	13	18				
RUSHING YARDAGE	2108	1733				
Yards Gained Rushing	2270	2054				
Yards Lost Rushing	162	321				
Rushing Attempts	438	446				
Average Per Rush	4.8	3.9				
Average Per Game	191.6	157.5				
TDs Rushing	20	14				
PASSING YARDAGE	2591	2306				
Comp-Att-Int	205-355-10	180-310-6				
Average Per Pass	7.3	7.4				
Average Per Catch	12.6	12.8				
Average Per Game	235.5	209.6				
TDs Passing	27	22				
TOTAL OFFENSE	4699	4039				
Total Plays	793	756				
Average Per Play	5.9	5.3				
Average Per Game	427.2	367.2				
TIME OF POSSESSION/GAME	27:30	31:53				
3RD DOWN CONVERSIONS	71/158	59/161				
3rd-Down Pct.	45%	37%				
4TH DOWN CONVERSIONS	8/14	7/16				
4th-Down Pct.	57%	44%				
RED-ZONE SCORES	45-48 (94%)	36-41 (88%)				
RED-ZONE TOUCHDOWNS	35-48 (73%)	26-41 (63%)				
PAT-ATTEMPTS	45-48 (94%)	34-37 (92%)				
ATTENDANCE	22,835	127,266				
Games/Avg. Per Game	5/4,567	6/21,211				
Neutral Site Games	-	0/0				
<u>SCORE BY QUARTERS</u>	<u>1st</u>	<u>2nd</u>	<u>3rd</u>	<u>4th</u>	<u>OT</u>	<u>Total</u>
UT Martin	97	91	99	94	-	381
Opponents	54	76	87	89	-	306

2011 INDIVIDUAL STATISTICS

RUSHING						
<u>Player</u>	<u>G</u>	<u>Att.</u>	<u>Yds.</u>	<u>Avg.</u>	<u>TD</u>	<u>Yds./G</u>
Jason McNair	11	166	782	4.7	5	71.1
Tevin Barksdale	11	107	685	6.4	8	62.3
DJ McNeil	11	58	275	4.7	5	25.0
AJ Williams	8	49	150	3.1	0	18.8
Derek Carr	11	26	67	2.6	0	6.1
PASSING						
<u>Player</u>	<u>G</u>	<u>Cmp.-Att.</u>	<u>Pct.</u>	<u>Yds.</u>	<u>TD/Int.</u>	<u>Avg.</u>
Derke Carr	11	200-346	57.8	2482	25/10	225.6
Bill Hardegree	2	2-3	66.7	40	1/0	20.0
RECEIVING						
<u>Player</u>	<u>G</u>	<u>No.</u>	<u>Yds.</u>	<u>Avg.</u>	<u>TD</u>	<u>Yds./G</u>
Quentin Sims	11	54	712	13.2	10	64.7
Stephen Shiver	11	42	657	15.6	6	59.7
Kenny Jones	11	25	334	13.4	5	30.4
Jason McNair	11	24	200	8.3	0	18.2
Kevin Barfield	10	15	183	12.2	1	18.3
SCORING						
<u>Player</u>	<u>G</u>	<u>TD</u>	<u>Xpt.</u>	<u>FG</u>	<u>Pts.</u>	<u>Pts./G</u>
Cody Sandlin	11	-	45-48	14-17	87	7.9
Quentin Sims	11	10	-	-	60	5.5
Tevin Barksdale	11	8	-	-	48	4.4
DJ McNeil	11	6	-	-	36	3.3
Stephen Shiver	11	6	-	-	36	3.3
Kenny Jones	11	6	-	-	36	3.3
TACKLES						
<u>Player</u>	<u>G</u>	<u>Solo</u>	<u>Asst.</u>	<u>Total</u>	<u>TFL</u>	<u>Sacks</u>
Ben Johnson	11	46	50	96	7.5	3.5
Jarvis McCann	11	22	40	62	6.0	0.5
Jonathan Utley	11	32	29	61	6.0	1.5
Julius McNair	11	31	22	53	7.5	1.5
DJ Roberts	11	28	22	50	11.0	3.5
INTERCEPTIONS						
<u>Player</u>	<u>G</u>	<u>No.</u>	<u>Yds.</u>	<u>Avg.</u>	<u>TD</u>	<u>PBU</u>
Ben Johnson	11	2	13	6.5	0	2
Jarvis McCann	11	1	9	9.0	0	1
CJ Estelle	11	1	4	4.0	0	10
Darrin Nalls	10	1	0	0	0	0
Josh Potts	10	1	3	3.0	0	1

Returning Players in Bold

2011 SCHEDULE AND RESULTS

<u>Date</u>	<u>Opponent</u>	<u>Result</u>	<u>Attendance</u>
9/1	at #9 Jacksonville State*	L, 24-23	17,919
9/15	Union College	W, 63-0	2,431
9/22	#24 Murray State*	W, 48-26	5,281
10/1	Tennessee Tech*	L, 34-31	5,631
10/8	Austin Peay*	W, 61-23	6,143
10/15	at South Alabama	L, 33-30	24,582
10/22	at Eastern Illinois*	W, 24-23	6,832
10/29	Southeast Missouri*	W, 38-30	3,349
11/5	at Mississippi State	L, 55-17	55,096
11/12	at Tennessee State*	L, 35-30	19,537
11/19	at Eastern Kentucky*	L, 23-16	3,300

* - Ohio Valley Conference Contest

Home Games in Bold



TEAM RECORDS

INDIVIDUAL RUSHING

Most Attempts

Game: 47 - Don Chapman vs. Murray State (2005)
Season: 302 - Don Chapman (2005)
Career: 1046 - Don Chapman (2004-07)

Most Yards

Game: 272 - Don Chapman vs. Southeast Mo. (2004)
Season: 1,412 - Don Chapman (2006)
Career: 5,017 - Don Chapman (2004-07)

INDIVIDUAL PASSING

Most Attempts

Game: 65 - Brady Wahlberg vs. Jacksonville St. (2003)
Season: 424 - Leon Reed (1988)
Career: 791 - Cade Thompson (2007-09)

Most Completions

Game: 44 - Brady Wahlberg vs. Jacksonville St. (2003)
Season: 241 - Jeff McCrone (1995)
Career: 478 - Cade Thompson (2007-09)

Most Yards

Game: 438 - Jeff McCrone vs. Tennessee St. (1995)
Season: 3,051 - Leon Reed (1988)
Career: 6,260 - Cade Thompson (2007-09)

INDIVIDUAL RECEIVING

Most Receptions

Game: 16 - William Mackall vs. Delta State (1987)
Season: 90 - William Mackall (1987)
Career: 225 - William Mackall (1985-88)

Most Receiving Yards

Game: 283 - William Mackall vs. Troy State (1988)
Season: 1,026 - William Mackall (1988)
Career: 2,494 - William Mackall (1985-88)



UT Martin running back Don Chapman (2004-07) became the No. 3 leading rusher in OVC history and only 14th Division I player to rush for 1,000 yards in four consecutive seasons.

YEAR-BY-YEAR RESULTS

YEAR	ALL	OVC	COACH	YEAR	ALL	OVC	COACH
1952	3-4	--	James Henson	1983	4-7	--	Fred Pickard
1953	2-5	--	James Henson	1984	2-8-1	--	Fred Pickard
1954	2-6	--	James Henson	1985	1-10	--	Fred Pickard
1955	2-5-1	--	James Henson	1986	3-8	--	Don McLeary
1956	4-4	--	James Henson	1987	5-6	--	Don McLeary
1957	6-1	--	Bob Carroll	1988	11-2	--	Don McLeary
1958	7-0-1	--	Bob Carroll	1989	2-9	--	Don McLeary
1959	4-4	--	Bob Carroll	1990	4-7	--	Don McLeary
1960	7-3	--	Bob Carroll	1991	5-6	--	Don McLeary
1961	4-5	--	Bob Carroll	1992	3-8	2-6	Don McLeary
1962	6-3	--	Bob Carroll	1993	6-5	5-3	Don McLeary
1963	5-5	--	Bob Carroll	1994	5-6	2-6	Don McLeary
1964	4-5-1	--	Bob Carroll	1995	5-6	4-4	Don McLeary
1965	4-5	--	Bob Carroll	1996	1-10	1-7	Don McLeary
1966	5-5	--	Bob Carroll	1997	1-10	0-7	Jim Marshall
1967	10-1	--	Bob Carroll	1998	0-11	0-7	Jim Marshall
1968	3-5-1	--	Bob Carroll	1999	1-10	0-7	Jim Marshall
1969	3-6	--	Bob Carroll	2000	2-9	0-7	Sam McCorkle
1970	7-3	--	Bob Carroll	2001	1-10	0-6	Sam McCorkle
1971	5-5	--	Bob Carroll	2002	2-10	0-6	Sam McCorkle
1972	1-9	--	Bob Carroll				Johnny Jernigan
1973	2-8-1	--	Bob Carroll	2003	2-10	1-7	Matt Griffin
1974	2-9	--	Bob Carroll	2004	2-9	1-7	Matt Griffin
1975	2-8	--	George MacIntyre	2005	6-5	4-4	Matt Griffin
1976	8-3	--	George MacIntyre	2006	9-3	6-1	Jason Simpson
1977	8-3	--	George MacIntyre	2007	4-7	4-4	Jason Simpson
1978	2-8	--	Vester Newcomb	2008	8-4	6-2	Jason Simpson
1979	5-5	--	Vester Newcomb	2009	5-6	4-4	Jason Simpson
1980	4-7	--	Lynn Amadee	2010	6-5	5-3	Jason Simpson
1981	4-7	--	Lynn Amadee	2011	5-6	4-4	Jason Simpson
1982	5-6	--	Fred Pickard				

Above Includes Years as a Senior College Only

OVC Championships (1)

2006*

* Co Champions

NCAA FCS Playoff Appearances (1)

2006

ALL-TIME COACHES

Coach	Years	Overall Record	OVC Record	OVC Titles	Playoff Appearances
James Henson	1952-56	13-24-1 (.355)	-	-	-
Bob Carroll	1957-74	85-82-4 (.509)	-	-	-
George MacIntyre	1975-77	18-14 (.563)	-	-	-
Vester Newcomb	1978-79	7-13 (.350)	-	-	-
Lynn Amadee	1980-81	8-14 (.364)	-	-	-
Fred Pickard	1982-85	12-31-1 (.284)	-	-	-
Don McLeary	1986-96	50-73 (.407)	14-26 (.350)	0	0
Jim Marshall	1997-99	2-31 (.061)	0-21 (.000)	0	0
Sam McCorkle	2000-02	5-25 (.167)	0-16 (.000)	0	0
Johnny Jernigan	2002	0-4 (.000)	0-3 (.000)	0	0
Matt Griffin	2003-05	10-24 (.294)	6-18 (.250)	0	0
Jason Simpson	2006-present	37-31 (.544)	29-18 (.617)	1	1