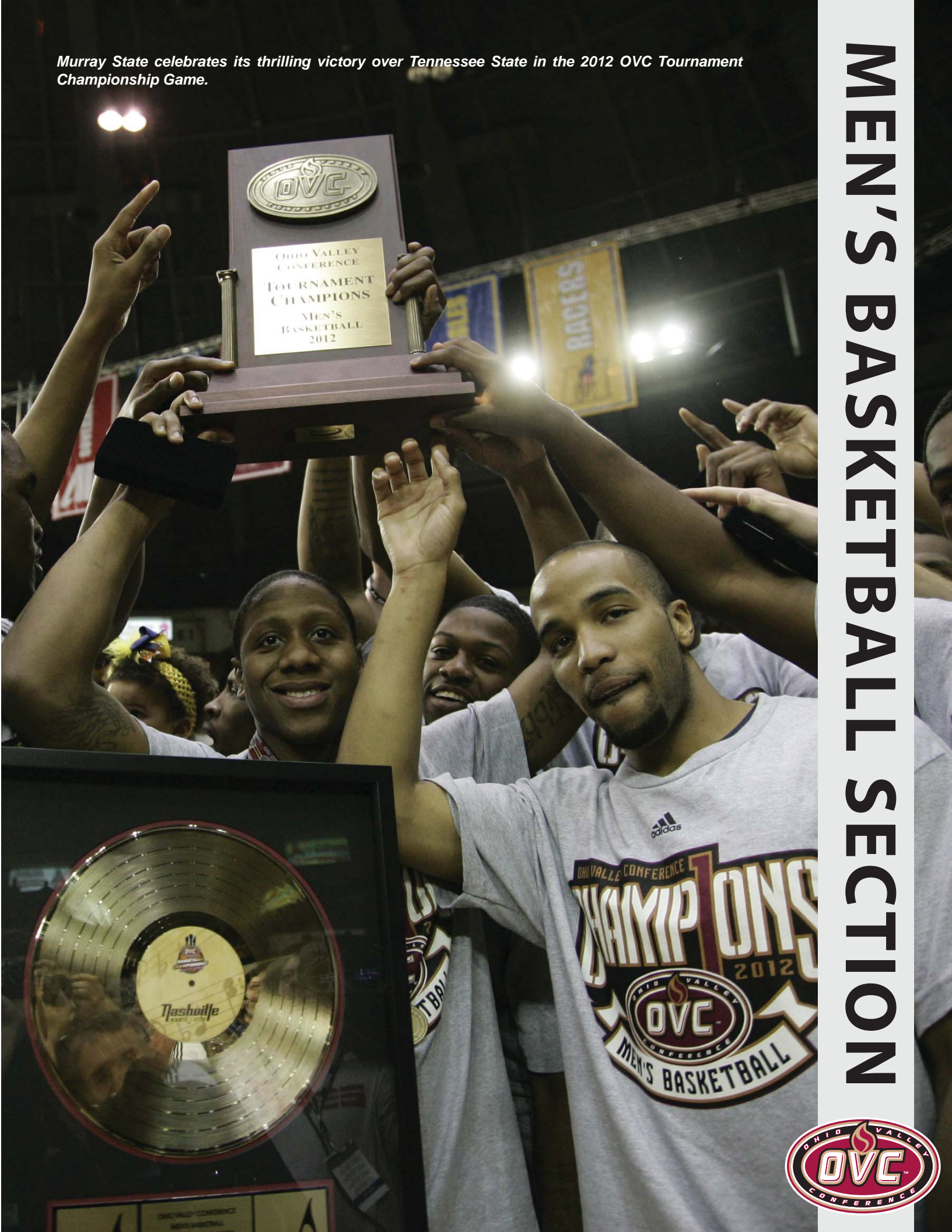


*Murray State celebrates its thrilling victory over Tennessee State in the 2012 OVC Tournament Championship Game.*



# MEN'S BASKETBALL SECTION



## PRESEASON ALL-OVC SELECTIONS

### Predicted Order of Finish

<b>East</b>		
1.	Belmont (21 first-place votes)	131
2.	Tennessee State (3)	109
3.	Tennessee Tech	87
4.	Morehead State	77
5.	Eastern Kentucky	56
-	Jacksonville State*	n/a

<b>West</b>		
1.	Murray State (22)	132
2.	Southeast Missouri (2)	108
3.	Austin Peay	92
4.	SIUE	73
5.	Eastern Illinois	49
6.	UT Martin	38

\* Jacksonville State is not eligible for the OVC or NCAA Tournaments due to a NCAA APR penalty, therefore they were not ranked in the preseason poll.

In a vote of OVC head men's basketball coaches and sports information directors defending champion **Murray State** was picked the favorite in the West Division while newcomer **Belmont** was picked as the East Division favorite in the OVC for 2012-13. This year marks the first for divisional play in the OVC, which now includes 12 teams for the first time in Conference history.

Murray State led the West Division voting, picking up 22 of a possible 24 first-place votes (schools were not allowed to vote for themselves) and 132 total points. **Southeast Missouri State** was picked second and picked up the remaining two first-place votes and 108 points. The West was rounded out by **Austin Peay** (92), **SIUE** (73), **Eastern Illinois** (49) and **UT Martin** (49).

Belmont picked up 21 of the 24 first-place votes and 131 points to be picked the East Division favorites. **Tennessee State** was tabbed second and received the other three first-place votes and 109 points. The East was rounded out by **Tennessee Tech** (87), **Morehead State** (77) and **Eastern Kentucky** (56). Due to a NCAA APR penalty, **Jacksonville State** is ineligible for the OVC and NCAA Tournaments this season and was not included in the preseason voting.

### Preseason All-OVC Team

G	Isaiah Canaan, Murray State	Sr.
G	Ian Clark, Belmont	Sr.
F	Robert Covington, Tennessee State	Sr.
F	Ed Daniel, Murray State	Sr.
G	Jud Dillard, Tennessee Tech	Sr.
G	Kerron Johnson, Belmont	Sr.
G	Patrick Miller, Tennessee State	Jr.
G	Marland Smith, Southeast Missouri	Sr.
F	Tyler Stone, Southeast Missouri	Jr.
F	Mark Yelovich, SIUE	Sr.

### Preseason Player of the Year

Isaiah Canaan, Murray State

The 2012-13 All-OVC Preseason Men's Basketball team is headlined by Murray State senior Isaiah Canaan, who is the defending OVC Player of the Year and a preseason All-American selection by several different outlets. Overall six different schools were represented on the team with Belmont, Murray State, Southeast Missouri and Tennessee State having two selections apiece while SIUE and Tennessee Tech each had one selection to round out the team. The squad features three players who were All-OVC first-team selections last season, two players who were second-team selections and one player who was selected to the All-Newcomer squad. The team is comprised of eight seniors and two juniors.

Last season Canaan was named the 2012 OVC Player of the Year and 2011-12 OVC Male Athlete of the Year after ranking 24th nationally in scoring (19.0), sixth in 3-point percentage (45.6%) and 13th in 3-pointers made/game (2.97). He was the leader of the Murray State men's basketball team that completed a 31-2 season (tying the most wins in OVC history), won both the OVC regular season and tournament championships, advanced to the third round of the NCAA Tournament, was ranked as high as No. 7 nationally (the highest-ranking in school history and first OVC team to be ranked in the Top 10 since the 1970-71 season), was the last undefeated team in Division I at 23-0 and the only team to be undefeated in road games (13-0). Following last season he was named an All-American by seven different outlets.

In addition to Canaan, Tennessee State senior forward Robert Covington (17.8 points, 7.9 rebounds, 1.5 steals, 1.4 blocks, 1.3 assists/game while making 52.6% from the field and 44.8% from 3-point range) and Tennessee Tech senior guard Jud Dillard (17.3 points and an OVC-best 8.5 rebounds/game) were each first-team selections last year and are on the preseason team this year.

The second-team selections from last year appearing on the preseason team this year are Southeast Missouri junior forward Tyler Stone (14.7 points, 7.3 rebounds and 1.1 blocks/game while hitting 53.0% from the field) and SIUE senior forward Mark Yelovich (15.1 points, 6.2 rebounds/game). The Preseason All-OVC team is rounded out by the Belmont senior backcourt duo of Kerron Johnson (13.8 points, 5.2 assists, 3.1 rebounds/game and 51.8% from the field) and Ian Clark (12.7 points, 2.6 rebounds and 2.4 assists/game to go along with 92 made 3-pointers), Murray State senior forward Ed Daniel (6.8 points, 5.5 rebounds and 1.5 blocks/game while hitting 57.8 percent from the field), Tennessee State junior guard Patrick Miller (10.8 points, 3.6 rebounds and 3.6 assists/game) and Southeast Missouri senior guard Marland Smith (12.3 points, 3.0 rebounds, 2.5 assists/game and 63 made 3-pointers).

## 2012-13 OVC MEN'S NOTES/PREVIEW

**The Season is Here:** The 2012-13 season marks the 65th of competition for the Ohio Valley Conference. Over the previous 64 years, 12 different teams have claimed an OVC regular season championship. Last season Murray State won its record 23rd OVC regular season and 15th OVC Tournament Championship.

**OVC Wins NCAA Tournament Game for Fourth-Year in a Row:** For the fourth year in a row the OVC won an NCAA Tournament game last season, as No. 6 seed Murray State topped No. 11 seed Colorado State by a 58-41 margin. The victories in four-straight NCAA Tournaments is a first in OVC history (which dates back to 1948) and follows wins by Morehead State (2009), Murray State (2010) and Morehead State (2011).

**OVC One of Just 9 Conferences (3 Non-BCS) to Win NCAA Tournament Games in Each of Past Four Seasons:** The OVC is one of just nine (9) Division I conferences to win a NCAA Tournament game in each of the past four years and one of just three non-BCS conferences to achieve the feat. The other non-BCS leagues to win a game in each of the last three years are the Atlantic 10 and West Coast Conferences (WCC). The ACC, Big 12, Big East, Big Ten, Pac-10/12 and SEC are the BCS-level conferences that have won at least one game in each of the past three years.

**Postseason Success:** The four-year winning streak in NCAA Tournament play is unprecedented in OVC history. After winning NCAA Tournament games in each 1987, 1988 and 1989, the OVC went 20 years without a NCAA victory. That changed in 2009 when Morehead State topped Alabama State 58-43 in front of a record crowd at the Opening Round game in Dayton, Ohio. A year later it was No. 13 seed Murray State who won, topping No. 4 seed Vanderbilt 66-65 when Danero Thomas nailed a buzzer-beater in San Jose. In 2011 it was Morehead State's turn again, as the Eagles were seeded 13th and sent to Denver to battle No. 4-seed Louisville. MSU got off to a 15-2 lead nearly eight minutes into the game but trailed 61-59 with 31 seconds to play. On its final possession senior Demonte Harper nailed a 3-pointer from the top of the key with 4.3 seconds remaining to give Morehead State the lead and Kenneth Faried blocked Louisville's last shot attempt to seal the victory. Last season it was Murray State, who once again won, knocking off Colorado State 58-41 in the second round in a game played in Louisville.

**With Record 12 Schools, OVC To Use Divisional Play for 2012-13:** For the first time this year the OVC will use divisional play for men's and women's basketball. The addition of Belmont University on July 1, 2012 gave the OVC 12 member institutions, the largest the Conference has been since it was formed in 1948 (the OVC is currently the nation's eighth-oldest Division I conference). The East Division includes Belmont, Eastern Kentucky, Jacksonville State, Morehead State, Tennessee State and Tennessee Tech. The West Division includes Austin Peay, Eastern Illinois, Murray State, Southeast Missouri State, SIUE and UT Martin. Some of the factors in determining the divisions included geography and balance while also being mindful of matchups and rivalries (both current and future).

**Belmont Joins OVC; SIUE Eligible for Postseason Play:** After previously being a member of the Atlantic Sun Conference, Belmont University officially joined the OVC as the league's 12th member of July 1, 2012. The Bruins men's basketball team has made five NCAA Tournament appearances in the past seven seasons.

**SIUE Ready for Postseason Play:** On July 1, 2008 Southern Illinois University Edwardsville (SIUE) became a member of the Ohio Valley Conference. Last season marked the first for the Cougars playing a full OVC schedule. After completing its reclassification process to Division I following last year, SIUE is now eligible for both the OVC and NCAA Tournaments this season.

**OVC Tournament Format and Home Enters Year No. 3:** After debuting a new format and home for the OVC Tournament in 2011, the tournament will once again return to Municipal Auditorium in Nashville this year. Once again the top eight men's and women's teams will qualify for the tournament and advance to play in Nashville (as opposed to playing first round games in campus sites) under a merit-based format. The No. 1 and 2 seeds will receive two byes to the semifinals while the No. 3 and 4 seeds will receive one bye into the quarterfinals. The first round will include the No. 5 seed against the No. 8 seed and the No. 6 seed against the No. 7 seed. With divisional play being used for the first time this year, the winner of each division is guaranteed one of the top two seeds while seeds 3-8 will be based on overall conference record regardless of division.

**OVC Digital Network:** The OVC launched the OVC Digital Network (OVCDN) in August 2012. The OVCDN is the exclusive home for live web streamed athletic contests involving OVC schools. This marks the seventh year the OVC has streamed live events, but first time the events will be offered free of charge and in an HD format and will feature improved quality thanks to an investment in new equipment conference-wide. Fans will also find it easier to log onto [OVCDigitalNetwork.com](http://OVCDigitalNetwork.com) and access the streams and can do so without any registration. The events will be available on any computer, tablet or smart phone without needing any special downloads or apps thanks new streaming technology.

**Preseason Predictions:** Is being picked the preseason favorite always a good thing? Over the past 33 years of preseason polls that were available, the league's head coaches and sports information directors correctly picked the eventual OVC regular season cham-

pion 60.1 percent of the time, picking the correct winner 20 times over the past 33 years. Over the past 12 years, the preseason poll has correctly picked the winner six times. Last season the poll tabbed Austin Peay to win the regular season championship, although Murray State won the title.

Year	Predicted Champion	Actual Champion
2000-01	Austin Peay	Tennessee Tech
2001-02	Tennessee Tech	Tennessee Tech
2002-03	Murray State	Austin Peay/Morehead State
2003-04	Austin Peay	Austin Peay
2004-05	Murray State	Tennessee Tech
2005-06	Murray State	Murray State
2006-07	Samford	Austin Peay
2007-08	Austin Peay	Austin Peay
2008-09	Murray State	UT Martin
2009-10	Morehead State/Murray State	Murray State
2010-11	Murray State	Murray State
2011-12	Austin Peay	Murray State
2012-13	Belmont/Murray State	?

**Westwood One to Broadcast OVC Championship Game:** For the fourth consecutive season, the 2013 Men's Basketball Championship game will be broadcast by the Westwood One radio network, the largest provider of audio content in America. Westwood One is one of the nation's largest providers of network radio programming and one of the largest domestic providers of traffic information in the U.S. Westwood One serves more than 5,000 radio and 170 TV stations in the U.S. Westwood One provides over 150 news, sports, music, talk and entertainment programs, features and live events to numerous media partners. Westwood One is home of the most prestigious sports broadcasts on radio. Westwood One's lineup includes regular season NFL football, the Playoffs and the Super Bowl; NCAA Football and Basketball including the Final Four; College World Series; Frozen Four; the Olympics; the Masters and more. Through its Metro Traffic division, Westwood One provides traffic reporting and local news, sports and weather to approximately 2,300 radio and TV stations. Westwood One also provides digital and other cross-platform delivery of its network and Metro content.

**Replay Systems for OVC Basketball Venues Enter Year Four:** On Dec. 21, 2007, the Ohio Valley Conference mandated the use of courtside replay systems at all OVC basketball venues. The systems were put into place in January 2008 and have been used since. The systems are used in situations that are outlined by NCAA rules.



Isaiah Canaan was named the OVC Preseason Player of the Year after earning OVC Player of the Year honors at the end of last season. In 2011-12 Canaan earned All-American honors from seven different outlets including the Wooden Team (one of 10 total players), The Sporting News (first-team), CBSSports.com (first-team), Associated Press (second-team), USBWA (second-team), NABC (third-team) and Lute Olson Team. He helped Murray State to a 31-2 record, Top 10 national ranking and a NCAA Tournament victory over Colorado State during the season.

## RETURNING STATISTICAL LEADERS

Following are a look at the top statistical returners this season based on their production during the 2011-12 season. The list also includes Belmont players who did not compete in the OVC last year. (Current year of eligibility indicated in parenthesis)

Scoring	Games	Pts.	Avg.
Isaiah Canaan, MUR (Sr.)	33	626	19.0
Robert Covington, TSU (Sr.)	33	589	17.8
Jud Dillard, TTU (Sr.)	33	572	17.3
Mike Liabo, UTM (Jr.)	30	457	15.2
Mark Yelovich, SIUE (Sr.)	26	393	15.1
Rebounding	Games	Rebs.	Avg.
Jud Dillard, TTU (Sr.)	33	282	8.5
Robert Covington, TSU (Sr.)	33	260	7.9
Tyler Stone, SEMO (Jr.)	31	227	7.3
Mark Yelovich, SIUE (Sr.)	26	162	6.2
Jerome Jones, SIUE (Sr.)	27	160	5.9
Assists	Games	Asst.	Avg.
Kerron Johnson, BEL (Sr.)	34	177	5.2
Isaiah Canaan, MUR (Sr.)	33	120	3.6
Patrick Miller, TSU (Jr.)	33	118	3.6
Brian Williams, JSU (Jr.)	33	103	3.1
Lucas Nutt, SEMO (Jr.)	31	96	3.1
Steals	Games	Steals	Avg.
Robert Covington, TSU (Sr.)	33	51	1.5
Mike DiNunno, ECU (Sr.)	32	49	1.5
Patrick Miller, TSU (Jr.)	33	50	1.5
Kerron Johnson, BEL (Sr.)	34	48	1.4
D'Mitri Riggs, ECU (Sr.)	30	41	1.4
Field Goal Percentage	Games	FG-A	Pct.
Eric Stutz, ECU (So.)	32	98-178	.551
Blake Jenkins, BEL (Jr.)	33	74-138	.536
Tyler Stone, SEMO (Jr.)	31	193-364	.530
Robert Covington, TSU (Sr.)	33	212-403	.526
Kellen Thornton, TSU (Sr.)	32	115-219	.525
3-Point FG Percentage	Games	FG-A	Pct.
Kris Davis, SIUE (So.)	27	58-97	.598
Isaiah Canaan, MUR (Sr.)	33	98-215	.456
Robert Covington, TSU (Sr.)	33	65-145	.448
Ian Clark, BEL (Sr.)	34	92-227	.405
Marland Smith, SEMO (Sr.)	31	63-158	.399

## ALL-TIME COACHING VICTORIES

Austin Peay head coach Dave Loos became the winningest coach in OVC history during the 2009-10 season. Loos passed the all-time mark previously held by Cal Luther (319). Below is a list of where the 12 current head coaches rank in OVC history. The overall record listed includes only seasons the coaches were a member of the OVC. In total, 98 coaches have led programs while a member of the OVC from 1948 to the present.

Coach	Years	Record
1. Dave Loos (APSU)	1990-present	363-310 (.539)
2. Cal Luther (MUR/UTM)	1958-74, '92-99	319-283 (.530)
3. E.A. Diddle (WKU)	1948-64	296-143 (.674)
4. Lake Kelly (APSU)	1971-77, '85-90	189-122 (.608)
5. Madison Brooks (ETSU)	1957-73	186-199 (.483)
6. Paul McBrayer (EKU)	1948-62	181-133 (.576)
7. Bob Laughlin (MOR)	1953-65	166-120 (.580)
8. Jimmy Earle (MTSU)	1969-79	164-103 (.614)
9. Mike Sutton (TTU)	2002-11	149-130 (.534)
10. John Oldham (WKU)	1964-71	146-41 (.781)
18. Jeff Neubauer (EKU)	2005-present	118-102 (.536)
67. James Green (JSU)	2008-present	42-79 (.347)
74. Dickey Nutt (SEMO)	2009-present	32-61 (.344)
75. Steve Prohm (MUR)	2011-present	31-2 (.939)
83. Jason James (UTM)	2009-present	20-73 (.215)
84. Steve Payne (TTU)	2011-present	19-14 (.576)
89. Lennox Forrester (SIUE)	2011-present	10-17 (.370)
- Rick Byrd, BEL	2012-present	0-0 (.000)
- Jay Spoonhour (EIU)	2012-present	0-0 (.000)
- Travis Williams (TSU)	2012-present	0-0 (.000)
- Sean Woods (MOR)	2012-present	0-0 (.000)

## OVC History/Event Breakdown

### All-Time Record Breakdown

All-Time OVC Record:	32-45
All-Time Home/Road Record:	21-16/11-29
All-Time Record in Return Games (Following Year)	28-29

### Game-by-Game Breakdown

#### 2003

No participants

#### 2004

**Austin Peay** at Wichita State (TV - ESPN+) L, 62-47

#### 2005

**Austin Peay** at East Tennessee State L, 85-81  
**Murray State** at Rice (TV - ESPN+) W, 69-63

#### 2006

Arkansas State at **Austin Peay** W, 92-71  
 Eastern Michigan at **Eastern Illinois** L, 65-50  
 UNC Asheville at **Eastern Kentucky** L, 83-77  
 New Orleans at **Jacksonville State** W, 79-74  
**Morehead State** at Central Michigan L, 87-76  
 Illinois-Chicago at **Murray State** W, 72-68  
**Samford** at Ohio (TV - ESPN 360) L, 64-52  
 Southeast Missouri at UC Riverside L, 69-61  
 Tennessee State at Ball State W, 70-69  
 Tennessee Tech at Bradley L, 77-62  
 UT Martin at Evansville W, 69-62

#### 2007

**Austin Peay** at Akron (TV - ESPNU) L, 74-57  
 Eastern Illinois at Loyola University (Chicago) L, 66-43  
 Eastern Kentucky at Youngstown State L, 66-61  
 Jacksonville State at Chattanooga L, 75-64  
 Bowling Green at **Morehead State** L, 90-72  
**Murray State** at Rider W, 58-51  
 Evansville at **Samford** L, 69-65  
 Louisiana Tech at **Southeast Missouri** L, 72-56  
 Loyola College (Md.) at **Tennessee State** L, 62-60  
 Northwestern State at **Tennessee Tech** W, 85-84 (OT)  
 Saint Peter's at **UT Martin** W, 59-58

#### 2008

Georgia Southern at **Austin Peay** W, 80-72  
 Evansville at **Eastern Illinois** L, 63-55  
 Ball State at **Eastern Kentucky** W, 51-48  
 Georgia State at **Jacksonville State** L, 85-78  
**Morehead State** at James Madison L, 89-57  
 Indiana State at **Murray State** L, 79-62  
**Samford** at Louisiana Tech W, 73-70 (OT)  
 Southeast Missouri at Eastern Michigan L, 86-82  
 Tennessee State at Northern Illinois cancelled  
 Tennessee Tech at East Tennessee State L, 88-80  
 UT Martin at Elon W, 81-77

#### 2009

**Austin Peay** at Drake L, 71-54  
 Eastern Illinois at Western Michigan W, 59-57  
 Ohio at **Eastern Kentucky** W, 73-51  
 Jacksonville State at Georgia Southern L, 66-63  
**Morehead State** at Kent State L, 79-76  
 Louisiana Tech at **Murray State** L, 69-60  
 Northern Illinois at **Southeast Missouri** L, 97-73  
 Detroit at **Tennessee State** W, 78-75  
 Tennessee Tech at Ball State L, 59-55  
 Missouri State at **UT Martin** L, 79-77

#### 2010

Oral Roberts at **Austin Peay** L, 89-80  
 Northern Illinois at **Eastern Illinois** W, 73-70  
 Winthrop at **Eastern Kentucky** W, 77-57  
 Presbyterian at **Jacksonville State** L, 59-55  
**Morehead State** at Illinois State L, 71-62  
 Morgan State at **Murray State** (TV: ESPN) W, 75-66  
**Southeast Missouri** at Miami (Ohio) L, 69-53  
 SIU Edwardsville at Cal State Fullerton L, 78-74  
 Tennessee State at Central Arkansas L, 79-73  
 Tennessee Tech at Appalachian State L, 81-68  
 UT Martin at Ball State L, 68-52

#### 2011

**Austin Peay** at Fairfield (TV: ESPN) L, 76-69  
 Eastern Illinois at Toledo W, 75-58  
 Eastern Kentucky at Western Carolina L, 81-74  
 Jacksonville State at Eastern Michigan L, 63-60  
**Morehead State** at Indiana State W, 71-65  
 Evansville at **Murray State** W, 72-47  
 Sacramento State at **Southeast Missouri** W, 67-52  
 Delaware State at **Tennessee State** W, 78-63  
 Gardner-Webb at **Tennessee Tech** W, 60-58  
 Bradley at **UT Martin** L, 81-75

#### 2012

Youngstown State at **Austin Peay** W, 71-68  
 Illinois-Chicago at **Eastern Illinois** L, 67-63  
 IPFW at **Eastern Kentucky** W, 78-69  
 Presbyterian at **Jacksonville State** W, 67-48  
**Morehead State** at Bowling Green L, 73-60  
 Saint Mary's at **Murray State** (TV: ESPN) W, 65-51  
 Southeast Missouri at McNeese State L, 74-61  
 Northern Illinois at **SIUE** W, 64-62  
 Tennessee State at Miami (Ohio) W, 68-61  
 Tennessee Tech at Coastal Carolina W, 77-71  
 UT Martin at Southeastern Louisiana L, 64-48

## ESPN SEARS BRACKETBUSTERS

**Sears BracketBusters Format:** In its 11th year, Sears BracketBusters is an ESPN television property that was tremendously successful with its first 10 events in February of 2003, 2004, 2005, 2006, 2007, 2008, 2009, 2010, 2011 and 2012. The event has allowed Division I conferences to participate in a cutting-edge format that involves "wild card" pairings from the pool of participating teams, with half of the ESPN BracketBusters teams pre-designated as "home" and the remaining half as "road" teams.

**OVC Schools in the Event:** For the eighth straight year, every Ohio Valley Conference schools will participate in the BracketBusters series. Six schools will host games this season while the other six will go on the road. Austin Peay has competed in the most BracketBusters games (9) while Murray State has the best record in the event (6-2).

**What Makes BracketBusters Different From Other Events:** What sets Sears BracketBusters apart from the other made-for-television events is that the pairings of teams is not pre-determined. The actual pairings take place three weeks in advance of the event, and those matchups are determined on the basis of regular season play. Another important component for BracketBusters participants is future scheduling. Each team that participates in any given year agrees to enter into a home-and-home series with its to-be-named opponent. The return game of each series is made in November or December in a season following the BracketBusters game. This return game allows for the completion of the two-game series contract and is not part of the BracketBusters event in that second year.

**BracketBusters Pool Versus Field:** The Sears BracketBusters pool is defined as the original 122 participating teams prior to the pairing of teams for the television package. The Sears BracketBusters field is defined as the 26 teams chosen for the 13 games televised on the ESPN family of networks (ESPN, ESPN2, ESPN, ESPN3).

**2013 Sears BracketBusters Evaluation and Pairings Process:** The evaluation and pairings of teams for the ESPN television package will be made by the staff of ESPN, in consultation with the commissioners of participating conferences. Consideration will be given to avoiding matchups of conference teams and matchups of any teams that have already met during the current season. ESPN, in consultation with the conference commissioners, will make pairing decisions in late January.

### OVC School-by-School Records

Austin Peay	3-6
Belmont	0-0
Eastern Illinois	3-4
Eastern Kentucky	4-3
Jacksonville State	2-5
Morehead State	1-6
Murray State	6-2
Samford	1-2
Southeast Missouri	1-6
SIUE	1-1
Tennessee State	4-2
Tennessee Tech	3-4
UT Martin	3-4

# 122 TEAMS. 61 GAMES. FOR THE ELEVENTH TIME.



A total of 122 teams – representing 15 collegiate athletic conferences – will compete in the two-day event (February 22-23), with the entire BracketBusters slate of matchups to be announced in late January.

Of the 61 games, 13 will be televised, with 5 contests on ESPN2, 4 will be aired on ESPNU and 4 on ESPN3. Please consult local listings for start times.

## HOME TEAMS

Vermont, Eastern Washington, Idaho State, Montana State, Portland State, Southern Utah, Campbell, High Point, Liberty, Presbyterian, UNC-Asheville, Winthrop, Cal Poly, Hawaii, Long Beach State, UC Davis, UC Santa Barbara, Loyola, Univ. of Illinois Chicago, Valparaiso, Wright State, Youngstown State, Fairfield, Marist, Niagara, Rider, Siena, Akron, Buffalo, Eastern Michigan, Northern Illinois, Toledo, Western Michigan, Hampton, Drake, Indiana State, Northern Iowa, Southern Illinois, Wichita State, Tennessee Tech, Tennessee State, UT-Martin, SE Missouri State, Murray State, Belmont, College of Charleston, Western Carolina, Davidson, Central Arkansas, Lamar, Oral Roberts, Texas A&M-CC, IPFW, IUPUI, Nebraska Omaha, Oakland, Western Illinois University, Utah State, UT-San Antonio, UT-Arlington and Saint Mary's.

## AWAY TEAMS

Albany, Montana, Northern Arizona, North Dakota, Northern Colorado, Sacramento State, Weber State, Charleston Southern, Coastal Carolina, Gardner-Webb, Longwood, Radford, VMI, Cal State-Fullerton, Cal State-Northridge, UC Irvine, UC Riverside, Pacific, Cleveland State, Detroit, Green Bay, Milwaukee, Canisius, Iona, Loyola, Manhattan, Saint Peter's, Ball State, Bowling Green, Central Michigan, Kent State, Miami, Ohio, Morgan State, Savannah State, Bradley, Creighton, Evansville, Illinois State, Missouri State, Austin Peay, Eastern Illinois, Eastern Kentucky, Jacksonville State, Morehead State, SIU-Edwardsville, The Citadel, McNeese State, Nicholls State, Northwestern State, Sam Houston State, Southeastern Louisiana, Stephen F. Austin, UMKC, North Dakota State Univ., South Dakota State Univ., Univ. of South Dakota, Texas State, Denver, Idaho and Loyola Marymount.

ESPN

ESPN 2

ESPN 3



## 2012-13 MEN'S COMPOSITE SCHEDULE

### Tuesday, October 30

Ouachita Baptist at **Southeast Missouri**, 7:00 p.m. (exh.)

### Thursday, November 1

William Carey at **Jacksonville St.**, 7:00 p.m. (exhibition)  
Greenville at **SIUE**, 7:00 p.m. (exhibition)

### Friday, November 2

Illinois College at **UT Martin**, 11:00 a.m. (exhibition)

### Saturday, November 3

St. Catharine at **Morehead State**, 6:30 p.m. (exh.)  
Central Missouri at **Austin Peay**, 7:30 p.m. (exhibition)

### Monday, November 5

Trinity University at **Eastern Illinois**, 7:00 p.m. (exh.)  
Truman State at **Southeast Missouri**, 7:00 p.m. (exh.)  
Trevecca Nazarene at **Tennessee St.**, 7:00 p.m. (exh.)  
Freed-Hardeman at **Murray State**, 7:00 p.m. (exh.)  
West Georgia at **Jacksonville State**, 7:45 p.m. (exh.)

### Tuesday, November 6

MacMurray at **SIUE**, 7:00 p.m. (exhibition)

### Friday, November 9

<sup>1</sup>**Morehead State** at LIU Brooklyn, 4:45 p.m.  
<sup>2</sup>Cincinnati Christian at **Eastern Kentucky**, 6:30 p.m. (ESPN3)  
**Belmont** at Lipscomb, 6:30 p.m. (ESPN3)  
Samford at **Austin Peay**, 7:00 p.m.  
Reinhardt at **Jacksonville State**, 7:00 p.m.  
<sup>3</sup>**Southeast Missouri** at Kansas, 7:00 p.m.  
**UT Martin** at Arkansas-Little Rock, 7:00 p.m.  
Brescia at **Murray State**, 7:30 p.m.  
**Tennessee State** at BYU, 8:00 p.m.  
**Eastern Illinois** at Bradley, TBA

### Saturday, November 10

**SIUE** at Missouri, 3:00 p.m.  
Crowley's Ridge at **Tennessee Tech**, 8:00 p.m.

### Sunday, November 11

**UT Martin** at Cincinnati, 1:00 p.m. (FOX Sports Ohio)  
Eastern Michigan at **Jacksonville State**, 2:00 p.m.

### Monday, November 12

<sup>1</sup>**Morehead State** at Maryland, 7:00 p.m.  
Lyon College at **Southeast Missouri**, 7:00 p.m.

### Tuesday, November 13

<sup>4</sup>**Austin Peay** at Western Kentucky, 7:00 p.m.  
Maryville (Mo.) at **Belmont**, 7:00 p.m.  
Wright State at **Eastern Illinois**, 7:00 p.m.  
**Tennessee State** at South Dakota State, 7:00 p.m.

### Wednesday, November 14

Western Illinois at **SIUE**, 7:00 p.m.  
Fontbonne at **UT Martin**, 7:00 p.m.

### Thursday, November 15

Alice Lloyd at **Morehead State**, 6:00 p.m.  
McNeese State at **Southeast Missouri**, 7:00 p.m.  
<sup>5</sup>**Murray State** vs. Auburn, 7:00 p.m. (Charleston, S.C.)  
Alabama A&M at **Jacksonville State**, 7:00 p.m.  
Coastal Carolina at **Tennessee Tech**, 7:00 p.m.  
**Tennessee State** at Minnesota, 7:00 p.m.

### Friday, November 16

<sup>6</sup>**Murray St.** vs. TBD, 4:30/6:30 pm (Charleston, S.C.)  
<sup>7</sup>Kennesaw State at **Eastern Kentucky**, 5:00 p.m.  
<sup>8</sup>**Eastern Illinois** at Eastern Michigan, 6:00 p.m.  
Arkansas State at **UT Martin**, 7:00 p.m.

### Saturday, November 17

<sup>4</sup>**Austin Peay** at DePaul, 1:00 p.m.  
**Tennessee Tech** at East Tennessee State, 3:00 p.m.  
<sup>8</sup>**Eastern Illinois** vs. Texas-Pan American, 3:30 p.m.  
<sup>2</sup>Towson at **Eastern Kentucky**, 5:00 p.m.  
**Jacksonville State** at UNLV, 9:00 p.m.

### Sunday, November 18

<sup>1</sup>Lafayette at **Morehead State**, 1:00 p.m.  
<sup>3</sup>**Southeast Missouri** at Chattanooga, 2:00 p.m.  
<sup>6</sup>**Eastern Illinois** vs. IPFW, 3:00 p.m. (Ypsilanti, Mich.)  
<sup>2</sup>Radford at **Eastern Kentucky**, 4:00 p.m.  
**Belmont** at Stanford, 8:00 p.m. (Pac-12 Network)  
<sup>5</sup>**Murray State** vs. TBD, TBA (Charleston, S.C.)

### Monday, November 19

<sup>7</sup>**Tennessee State** vs. South Alabama, 3:00 p.m.  
<sup>3</sup>**Southeast Missouri** vs. Louisiana Tech, 4:00 p.m.  
**Jacksonville St.** at Oregon, 10:00 p.m. (Pac-12 Network)

### Tuesday, November 20

<sup>4</sup>**Austin Peay** vs. Western Carolina, 12:30 p.m.  
**Southeast Missouri** vs. Troy, 4:00 p.m.  
<sup>7</sup>**Tennessee State** at Georgia State, 6:00 p.m.  
Southern Illinois at **SIUE**, 7:00 p.m.  
Lyon College at **UT Martin**, 7:00 p.m.  
Evansville at **Tennessee Tech**, 7:30 p.m.

### Wednesday, November 21

<sup>7</sup>**Tennessee State** vs. Monmouth, 11:00 a.m.  
<sup>4</sup>**Austin Peay** vs. Howard/Gardner-Webb,12:30/3pm  
Rochester College at **Eastern Illinois**, 1:00 p.m.  
<sup>1</sup>**Morehead St.** at Kentucky, 6:00 p.m. (FOX Sports South)

### Thursday, November 22

<sup>8</sup>**Belmont** at Alaska Anchorage, 1:00 a.m. (CBS Sports Network)

### Friday, November 23

<sup>8</sup>**Belmont** vs. UC Riverside/Northeastern, TBD  
<sup>9</sup>**Jacksonville State** vs. Northern Arizona, TBA

### Saturday, November 24

**UT Martin** at Bradley, 1:00 p.m.  
Houston Baptist at **Eastern Illinois**, 2:00 p.m.  
**SIUE** at Texas-Pan American, 2:00 p.m.  
**Southeast Missouri** at Illinois-Chicago, 3:00 p.m.  
Norfolk State at **Eastern Kentucky**, 6:00 p.m.  
Old Dominion at **Murray State**, 7:00 p.m. (ESPN3)  
<sup>8</sup>**Belmont** vs. TBD, TBD (CBS Sports Network)  
<sup>9</sup>**Jacksonville State** vs. Campbell/N.C. A&T, TBA

### Monday, November 26

Norfolk State at **Morehead State**, 6:00 p.m.  
**Murray State** at Lipscomb, 6:30 p.m.  
Hannibal-LaGrange at **Southeast Missouri**, 7:00 p.m.  
Fisk at **Tennessee State**, 8:00 p.m.

### Wednesday, November 28

Delaware State at **Eastern Kentucky**, 6:00 p.m.  
**Morehead State** at Marshall, 6:00 p.m.  
Central Arkansas at **Eastern Illinois**, 7:00 p.m.  
**Tennessee Tech** at Loyola (Chicago), 7:00 p.m.  
Berea at **Austin Peay**, 7:00 p.m.

### Thursday, November 29

**Southeast Missouri** at New Orleans, 6:00 p.m.  
**UT Martin** at Memphis, 7:00 p.m. (FOX Sports South)

### Friday, November 30

**Tennessee Tech** at Lipscomb, 7:00 p.m.

### Saturday, December 1

**Morehead State** at Wright State, 1:00 p.m.  
**Eastern Illinois** at Stony Brook, 1:00 p.m.  
Chicago State at **SIUE**, 2:00 p.m.  
**Southeast Missouri** at Southeastern Louisiana, 4:00 p.m.  
Kennesaw State at **UT Martin**, 6:00 p.m.  
**Belmont** at VCU, 6:00 p.m. (Comcast Mid-Atlantic/CSS)  
Western Carolina at **Eastern Kentucky**, 6:30 p.m.  
**Tennessee State** at Alabama A&M, 7:00 p.m.  
Fairfield at **Austin Peay**, 7:30 p.m.  
**Jacksonville State** at Alcorn State, TBA

### Sunday, December 3

Berea (Ky.) at **Tennessee Tech**, 7:00 p.m.

### Tuesday, December 4

**Eastern Kentucky** at North Carolina Central, 6:00 p.m.  
Lipscomb at **Belmont**, 6:00 p.m. (CSS/ESPN3)  
Bethel at **Murray State**, 7:00 p.m.  
Drexel at **Tennessee State**, 7:00 p.m.  
**Southeast Missouri** at Missouri, 7:00 p.m.

### Wednesday, December 5

North Dakota State at **Morehead State**, 6:00 p.m.  
**UT Martin** at Central Arkansas, 7:00 p.m.  
Western Illinois at **Eastern Illinois**, 7:00 p.m.  
**SIUE** at Northern Illinois, 7:00 p.m.  
Oakland City at **Austin Peay**, 7:00 p.m.  
Alcorn State at **Tennessee State**, 7:00 p.m.

### Thursday, December 6

Green Bay at **Tennessee Tech**, 7:30 p.m.

### Saturday, December 8

**Austin Peay** at Memphis, 12:00 p.m. (CSS)  
Indiana State at **Morehead State**, 1:00 p.m.  
**Murray State** at Evansville, 1:05 p.m.  
**Tennessee State** at Missouri, 2:00 p.m.  
Central Arkansas at **Southeast Missouri**, 5:30 p.m.  
Toledo at **Eastern Illinois**, 6:00 p.m.  
**Eastern Kentucky** at Chattanooga, 6:00 p.m.  
**Tennessee Tech** at Gardner-Webb, 6:00 p.m.  
**UT Martin** at Lipscomb, 6:30 p.m.  
**SIUE** at Western Illinois, 7:00 p.m.

### Tuesday, December 11

Martin Methodist at **Jacksonville State**, 7:00 p.m.

### Thursday, December 13

Middle Tennessee at **Belmont**, 6:00 p.m. (CSS/ESPN3)

### Saturday, December 15

**Belmont** at Kansas, 6:00 p.m. (ESPNU)  
**Jacksonville State** at Presbyterian, 6:00 p.m.  
**Tennessee Tech** at Milwaukee, 7:00 p.m.  
**UT Martin** at Saint Louis, TBA

### Sunday, December 16

Western Kentucky at **Murray State**, 2:00 p.m.  
**Austin Peay** at Arkansas State, 2:05 p.m.  
LeMoyne-Owen at **Tennessee State**, 4:00 p.m.  
**Eastern Kentucky** at Illinois, 5:00 p.m.

### Monday, December 17

Eureka at **SIUE**, 7:00 p.m.

### Tuesday, December 18

**Tennessee Tech** at Auburn, 7:00 p.m.  
**Tennessee State** at Middle Tennessee, 7:00 p.m.  
Lipscomb at **Austin Peay**, 7:00 p.m.  
**Jacksonville State** at Nebraska, 8:00 p.m.

### Wednesday, December 19

**Eastern Kentucky** at North Carolina A&T, 6:00 p.m.  
South Dakota State at **Belmont**, 7:00 p.m.  
Robert Morris-Springfield at **SIUE**, 7:00 p.m.  
**Morehead State** at South Dakota, 7:00 p.m.  
New Orleans at **Southeast Missouri**, 7:00 p.m.  
Samford at **UT Martin**, 7:00 p.m.  
**Murray State** at Arkansas State, 7:35 p.m.  
**Eastern Illinois** at Saint Louis, TBA

### Friday, December 21

**Eastern Kentucky** at High Point, 6:00 p.m.  
**Morehead State** at North Dakota State, 7:00 p.m.  
USC Upstate at **Tennessee State**, 7:00 p.m.

### Saturday, December 22

**Murray State** at Dayton, 11:00 a.m. (CBS Sports Network)  
**Tennessee Tech** at Oklahoma State, 12:00 p.m.  
**Southeast Missouri** at UMKC, 12:05 p.m.  
**Austin Peay** at Illinois State, 2:00 p.m.



Eastern Illinois at Drake, 2:00 p.m.

#### Friday, December 28

<sup>10</sup>Austin Peay vs. Utah Valley, 3:30 p.m.

Southern Miss at Morehead State, 6:30 p.m.

SIUE at Saint Louis, 7:00 p.m.

<sup>11</sup>Belmont vs. Boston University, 8:30 p.m.

#### Saturday, December 29

\*UT Martin at Southeast Missouri, 12:00 p.m.

Valparaiso at Murray State, 2:00 p.m. (ESPN3)

<sup>10</sup>Austin Peay vs. Chattanooga/High Point, 3:30/6 p.m.

\*Tennessee Tech at Jacksonville State, 4:30 p.m.

\*Eastern Illinois at Tennessee State, 7:30 p.m.

<sup>11</sup>Belmont vs. UCF/Howard, TBA

#### Sunday, December 30

Union (Ky.) at Morehead State, 1:00 p.m.

Eastern Kentucky at West Virginia, 3:00 p.m. (Root Sports)

#### Monday, December 31

\*Jacksonville State at UT Martin, 7:30 p.m.

#### Thursday, January 3

\*Eastern Illinois at Eastern Kentucky, 6:00 p.m.

\*SIUE at Morehead State, 6:00 p.m.

\*Austin Peay at Southeast Missouri, 7:00 p.m.

\*Murray State at UT Martin, 7:00 p.m.

\*Tennessee State at Tennessee Tech, 7:00 p.m.

\*Belmont at Jacksonville State, 7:00 p.m.

#### Saturday, January 5

\*Tennessee State at Jacksonville State, 4:30 p.m.

\*Murray State at Southeast Missouri, 5:00 p.m. (ESPN3)

\*Austin Peay at UT Martin, 6:00 p.m.

\*SIUE at Eastern Kentucky, 6:00 p.m.

\*Eastern Illinois at Morehead State, 6:30 p.m.

\*Belmont at Tennessee Tech, 7:30 p.m.

#### Wednesday, January 9

\*Morehead State at Austin Peay, 7:00 p.m.

\*Eastern Kentucky at Murray State, 7:00 p.m.

#### Thursday, January 10

\*Southeast Missouri at Belmont, 7:00 p.m.

\*Tennessee Tech at Eastern Illinois, 7:00 p.m.

\*Jacksonville State at SIUE, 7:00 p.m.

\*UT Martin at Tennessee State, 7:00 p.m.

#### Saturday, January 12

\*UT Martin at Belmont, 4:00 p.m.

\*Morehead State at Eastern Kentucky, 6:00 p.m.

\*Jacksonville State at Eastern Illinois, 6:00 p.m.

\*Southeast Missouri at Tennessee State, 7:00 p.m.

\*Tennessee Tech at SIUE, 7:30 p.m.

\*Murray State at Austin Peay, 7:30 p.m.

#### Thursday, January 17

\*Morehead State at Southeast Missouri, 7:00 p.m.

\*Eastern Kentucky at Belmont, 7:00 p.m.

\*SIUE at Austin Peay, 7:00 p.m.

\*Jacksonville State at Tennessee State, 7:00 p.m.

\*Eastern Illinois at Murray State, 7:00 p.m.

#### Saturday, January 19

\*Eastern Kentucky at Jacksonville State, 3:30 p.m.

\*Morehead State at UT Martin, 6:00 p.m.

\*Tennessee Tech at Southeast Missouri, 7:00 p.m.

\*Tennessee State at Belmont, 7:00 p.m.

\*Eastern Illinois at Austin Peay, 7:30 p.m.

\*SIUE at Murray State, 7:30 p.m.

#### Thursday, January 24

\*Tennessee State at Eastern Kentucky, 6:00 p.m.

\*Belmont at Morehead State, 6:00 p.m.

\*Austin Peay at Jacksonville State, 7:00 p.m.

\*Southeast Missouri at SIUE, 7:00 p.m.

\*Murray State at Tennessee Tech, 7:00 p.m. (ESPN3)

\*UT Martin at Eastern Illinois, 7:00 p.m.

#### Saturday, January 26

\*Murray State at Jacksonville State, 4:30 p.m.

\*Southeast Missouri at Eastern Illinois, 6:00 p.m.

\*Belmont at Eastern Kentucky, 6:00 p.m.

\*Tennessee State at Morehead State, 6:30 p.m.

\*UT Martin at SIUE, 7:00 p.m.

\*Austin Peay at Tennessee Tech, 7:30 p.m.

#### Thursday, January 31

\*Morehead State at Belmont, 7:00 p.m.

\*Eastern Kentucky at UT Martin, 7:00 p.m.

\*Tennessee Tech at Tennessee State, 7:00 p.m.

#### Saturday, February 2

\*Austin Peay at Murray State, 12:00 p.m. (ESPN3)

\*Morehead State at Jacksonville State, 4:30 p.m.

\*Eastern Kentucky at Southeast Missouri, 5:30 p.m.

\*Eastern Illinois at SIUE, 7:00 p.m.

\*Tennessee Tech at Belmont, 7:30 p.m.

#### Tuesday, February 5

Crowley's Ridge at Eastern Kentucky, 6:00 p.m.

#### Thursday, February 7

\*SIUE at Southeast Missouri, 7:00 p.m.

\*Belmont at Murray State, 7:00 p.m. (ESPN3)

\*Eastern Illinois at UT Martin, 7:00 p.m.

\*Tennessee State at Austin Peay, 7:00 p.m.

#### Saturday, February 9

\*Eastern Illinois at Southeast Missouri, 5:30 p.m.

\*SIUE at UT Martin, 6:00 p.m.

\*Eastern Kentucky at Morehead State, 6:30 p.m.

\*Tennessee State at Murray State, 7:00 p.m.

\*Jacksonville State at Tennessee Tech, 7:30 p.m.

\*Belmont at Austin Peay, 7:30 p.m.

#### Thursday, February 14

\*Belmont at Tennessee State, 6:00 p.m. (ESPN3)

\*Tennessee Tech at Eastern Kentucky, 6:00 p.m.

\*Jacksonville State at Morehead State, 6:00 p.m.

\*Austin Peay at Eastern Illinois, 7:00 p.m.

\*Murray State at SIUE, 7:00 p.m.

#### Saturday, February 16

\*Jacksonville State at Eastern Kentucky, 6:00 p.m.

\*Southeast Missouri at UT Martin, 6:00 p.m.

\*Murray State at Eastern Illinois, 6:00 p.m.

\*Tennessee Tech at Morehead State, 6:30 p.m.

\*Austin Peay at SIUE, 7:00 p.m.

#### Wednesday, February 20

\*Murray State at Morehead State, 6:00 p.m.

\*Austin Peay at Eastern Kentucky, 6:00 p.m.

\*Tennessee State at SIUE, 7:00 p.m.

\*Southeast Missouri at Jacksonville State, 7:00 p.m.

#### Thursday, February 21

\*Belmont at Eastern Illinois, 7:00 p.m.

\*UT Martin at Tennessee Tech, 7:00 p.m.

#### Saturday, February 23

<sup>12</sup>ESPN Sears BracketBusters

Home Teams: Belmont, Murray State, Southeast Missouri, Tennessee State, Tennessee Tech, UT Martin

Away Teams: Austin Peay, Eastern Illinois, Eastern Kentucky, Jacksonville State, Morehead State, SIUE

#### Tuesday, February 26

Eastern Illinois at Chicago State, 7:00 p.m.

#### Wednesday, February 27

\*SIUE at Belmont, 7:00 p.m.

#### Thursday, February 28

\*Morehead State at Tennessee State, 6:00 p.m. (ESPN3)

\*Southeast Missouri at Austin Peay, 7:00 p.m.

\*UT Martin at Murray State, 7:00 p.m.

\*Eastern Kentucky at Tennessee Tech, 7:30 p.m.

#### Saturday, March 2

\*SIUE at Eastern Illinois, 4:00 p.m.

\*Jacksonville State at Belmont, 4:00 p.m.

\*Morehead State at Tennessee Tech, 7:30 p.m.

\*UT Martin at Austin Peay, 7:30 p.m.

\*Eastern Kentucky at Tennessee State, 7:30 p.m.

\*Southeast Missouri at Murray State, 7:30 p.m.

#### Wednesday, March 6

<sup>13</sup>OVC Tournament First Round, 6:00/8:00 p.m.

(Municipal Auditorium - Nashville, Tenn.)

(OVC Digital Network)

#### Thursday, March 7

<sup>13</sup>OVC Tournament Quarterfinals, 6:00/8:00 p.m.

(Municipal Auditorium - Nashville, Tenn.)

(OVC Digital Network)

#### Friday, March 8

<sup>13</sup>OVC Tournament Semifinal #1, 6:00 p.m. (ESPN3)

OVC Tournament Semifinal #1, 8:00 p.m. (ESPN3)

(Municipal Auditorium - Nashville, Tenn.)

#### Saturday, March 9

<sup>13</sup>OVC Tournament Championship, 6:00 p.m. (ESPN2)

(Municipal Auditorium - Nashville, Tenn.)

\* - Denotes OVC contest

All Times **CENTRAL**

Dates and times subject to change

#### Tournament Key

<sup>1</sup> - Barclay's Center Classic (various sites)

<sup>2</sup> - Comfort Suites Invitational (Richmond, Ky.)

<sup>3</sup> - CBE Classic (campus sites/Chattanooga, Tenn.)

<sup>4</sup> - Cancun Challenge (campus sites/Cancun, Mexico)

<sup>5</sup> - Charleston Classic (Charleston, S.C.)

<sup>6</sup> - EMU Iceman Classic (Ypsilanti, Mich.)

<sup>7</sup> - Coaches vs. Cancer Classic (Atlanta, Ga.)

<sup>8</sup> - Carrs/Safeway Great Alaska Shootout (Anchorage, Alaska)

<sup>9</sup> - Global Sports Tournament (Las Vegas, Nev.)

<sup>10</sup> - Dr. Pepper Classic (Chattanooga, Tenn.)

<sup>11</sup> - UCF Holiday Classic (Orlando, Fla.)

<sup>12</sup> - Sears BracketBusters (various sites)

<sup>13</sup> - OVC Tournament (Municipal Auditorium - Nashville, Tenn.)



# AUSTIN PEAY GOVERNORS

## 2012-13 SCHEDULE

### NOVEMBER

3	CENTRAL MISSOURI (exh.)	7:30 p.m.
9	SAMFORD	7:00 p.m.
13	at Western Kentucky <sup>1</sup>	7:00 p.m.
17	at DePaul <sup>1</sup>	1:00 p.m.
20	vs. Western Carolina <sup>2</sup>	12:30 p.m.
21	vs. Howard/Gardner-Webb <sup>2</sup>	12:30/3 p.m.
28	BEREA	7:00 p.m.

### DECEMBER

1	FAIRFIELD	7:30 p.m.
5	OAKLAND CITY	7:00 p.m.
8	at Memphis (CSS)	12:00 p.m.
16	at Arkansas State	2:05 p.m.
18	LIPSCOMB	7:00 p.m.
22	at Illinois State	2:00 p.m.
28	vs. Utah Valley <sup>3</sup>	3:30 p.m.
29	vs. Chattanooga/High Point <sup>3</sup>	3:30/6 p.m.

### JANUARY

3	at Southeast Missouri*	7:00 p.m.
5	at UT Martin*	6:00 p.m.
9	MOREHEAD STATE*	7:00 p.m.
12	MURRAY STATE*	7:30 p.m.
17	SIUE*	7:00 p.m.
19	EASTERN ILLINOIS*	7:30 p.m.
24	at Jacksonville State*	7:00 p.m.
26	at Tennessee Tech*	7:30 p.m.

### FEBRUARY

2	at Murray State* (ESPNU)	12:00 p.m.
7	TENNESSEE STATE*	7:00 p.m.
9	BELMONT*	7:30 p.m.
14	at Eastern Illinois*	7:00 p.m.
16	at SIUE*	7:00 p.m.
20	at Eastern Kentucky*	6:00 p.m.
23	at TBD <sup>4</sup>	TBA
28	SOUTHEAST MISSOURI*	7:00 p.m.

### MARCH

2	UT MARTIN*	7:30 p.m.
6-9	OVC Tournament <sup>5</sup>	TBD

<sup>1</sup> 2012 Cancun Challenge (campus sites)

<sup>2</sup> 2012 Cancun Challenge (Cancun, Mexico)

<sup>3</sup> Dr. Pepper Classic (Chattanooga, Tenn.)

<sup>4</sup> ESPN Sears BracketBusters

<sup>5</sup> OVC Tournament (Municipal Auditorium - Nashville, Tenn.)

\* Ohio Valley Conference Game

Home Games in Bold

All Times Central and Subject to Change

## TEAM NOTES

• Head coach Dave Loos, a five-time OVC Coach of the Year (1991, 1997, 2003, 2004, 2007) became the winningest coach in OVC history during the 2009-10 season. Loos, now in his 23rd season at APSU, is the current Dean of OVC coaches. He is one of just nine Division I coaches to be at the same program for at least 20 years. He is currently the only Division I head men's basketball coach to also serve as his school's athletic director.

• Senior Anthony Campbell, who has missed much of the last two seasons with knee problems, needs just 76 points to reach 1,000 for his career.

• The Govs will possess a relatively inexperienced roster in 2012-13. The players on the team started just 40 out of a possible 160 starts last year.

### Basic Information

Location: .....Clarksville, Tenn.  
Enrollment: .....10,873  
Founded: .....1927  
Nickname: .....Governors  
Colors: .....Red and White  
President: .....Dr. Tim Hall  
Athletic Director: .....Dave Loos  
Arena: .....Dunn Center/Dave Aaron Arena (7,875)

### Media Relations

Men's Basketball Contact: .....Brad Kirtley  
Office Phone: .....(931) 553-2845  
Cell Phone: .....(931) 801-7875  
Fax: .....(931) 221-7562  
Email: .....kirtleyb@apsu.edu  
Web site: .....www.LetsGoPeay.com  
Press Row Phone: .....(931) 221-7155

### Team Information

Players Returning/Lost: .....9/5  
Starters Returning/Lost: .....1/4  
2011-12 Record/OVC (Finish): ..... 12-20/8-8 (6th/tie)  
Postseason: ..... OVC Tournament First Round

All-Time Record: ..... 1,112-965 (.535)

All-Time OVC Record: ..... 396-348 (.532)

Joined OVC: .....1963

### OVC Regular Season Titles (8)

1973, 1974, 1977, 1997, 2003, 2004, 2007, 2008

### OVC Tournament Titles (4)

1987, 1996, 2003, 2008

### NCAA Tournament Appearances (6)

1973, 1974, 1987, 1996, 2003, 2008

## 2012-13 ROSTER

No.	Name	Pos.	Ht.	Wt.	Yr.	Hometown (Last School)
1	Jerome Clyburn	G	6-1	180	Sr.	Orange Park, Fla. (Orange Park)
3	Kevin Covington	G	6-1	175	R-So.	Memphis, Tenn. (Wooddale)
4	Travis Betran	G	6-3	185	Jr.	Harlem, N.Y. (Kilgore College)
5	Chris Horton	C/F	6-8	195	Fr.	Decatur, Ga. (Columbia)
10	Will Triggs	F	6-6	230	Jr.	Edwardsville, Ill. (Edwardsville)
11	Thomas Greer	G	6-5	180	R-So.	Atwood, Tenn. (West Carroll)
14	Alton Williams	G	6-3	190	Jr.	Memphis, Tenn. (Collierville HS)
15	Chris Freeman	F	6-6	205	So.	San Antonio, Texas (Muhlenberg (Ky.))
20	Corey Arentsen	G	6-5	185	Fr.	Breese, Ill. (Mater Dei)
21	Preston Herring	F	6-7	180	Fr.	Lester, Ala. (West Limestone)
22	Herdie Lawrence	G	6-1	175	So.	Lawrenceville, Ga. (Collins Hill)
23	AJ Lynch	G	6-2	170	Fr.	Mobile, Ala. (Blunt)
25	Anthony Campbell	F/G	6-7	215	R-Sr.	Edwardsville, Ill. (Edwardsville)
24	Joe Harms	F/C	6-7	215	RSo.	Belleville, Ill. (Althoff Catholic)
33	Matt Hasse	C	6-9	225	Jr.	Naperville, Ill. (Naperville North)

## COACHING STAFF

### Head Coach Dave Loos

Alma Mater: .....Memphis State, 1970

Hometown: .....St. Louis, Mo.

Family: .....Wife - Phyllis

.....Children - David, Todd, Brad, Nikki

Career Record: ..... 445-363 (26 yrs.)

School Record: ..... 363-310 (22 yrs.)

OVC Record: ..... 231-141

OVC Tournament Appearances: .....22


NCAA Tournament Appearances: .....4

### Assistant Coaches

Bret Campbell.....10th season (Valdosta State, 1983)

Bubba Wells .....8th season (Austin Peay, 1997)

Corey Gipson..... 1st season (Austin Peay, 2004)



### Career Head Coaching Record

Year	School	Overall	Conf.	Year	School	Overall	Conf.
1982-83	Christian Brothers	16-14	10-8	1999-00	Austin Peay	18-10	11-7
1983-84	Christian Brothers	21-15	12-6	2000-01	Austin Peay	22-10	10-6
1984-85	Christian Brothers	25-10	13-5	2001-02	Austin Peay	14-18	8-8
1985-86	Christian Brothers	20-14	11-5	2002-03	Austin Peay	23-8	13-3
1990-91	Austin Peay	15-14	6-6	2003-04	Austin Peay	22-10	16-0
1991-92	Austin Peay	11-17	6-8	2004-05	Austin Peay	13-19	9-7
1992-93	Austin Peay	7-20	4-12	2005-06	Austin Peay	17-14	11-9
1993-94	Austin Peay	11-16	10-6	2006-07	Austin Peay	21-12	16-4
1994-95	Austin Peay	13-16	8-8	2007-08	Austin Peay	24-11	16-4
1995-96	Austin Peay	19-11	10-6	2008-09	Austin Peay	19-14	13-5
1996-97	Austin Peay	17-14	12-6	2009-10	Austin Peay	17-15	11-7
1997-98	Austin Peay	17-11	11-7	2010-11	Austin Peay	20-14	13-5
1998-99	Austin Peay	11-16	9-9	2011-12	Austin Peay	12-20	8-8

## 2011-12 STATISTICS

PLAYER	GP-GS	MIN	AVG	TOTAL		3-POINTERS		FT-FTA	PCT	REBOUNDS				PF-FO	A	TO	BLK	STL	PTS-AVG
				FG-FGA	PCT	FG-FGA	PCT			OFF	DEF	TOT	AVG						
EDMONDSON, TyShwan	32-25	1017	31.8	148-360	.411	63-166	.380	51-68	.750	26	78	104	3.3	69-1	61	74	7	52	410-12.8
Conference-Only	16-15	500	31.3	59-152	.388	29-71	.408	33-42	.786	9	38	47	2.9	35-1	27	32	2	23	180-11.3
TERRY, Josh	32-32	986	30.8	139-300	.463	1-9	.111	103-153	.673	50	78	128	4.0	80-6	68	62	4	61	382-11.9
Conference-Only	16-16	486	30.4	65-151	.430	1-5	.200	57-80	.713	29	33	62	3.9	42-4	36	32	2	30	188-11.8
FRALEY, John	23-23	674	29.3	103-170	.606	0-0	.000	66-111	.595	89	113	202	8.8	62-2	21	45	37	9	272-11.8
Conference-Only	16-16	472	29.5	83-128	.648	0-0	.000	50-77	.649	61	87	148	9.3	43-1	13	30	28	6	216-13.5
BAKER, Melvin	32-30	839	26.2	146-284	.514	7-23	.304	76-103	.738	62	140	202	6.3	113-6	25	67	27	33	375-11.7
Conference-Only	16-16	435	27.2	82-147	.558	5-10	.500	36-45	.800	21	65	86	5.4	56-4	13	30	11	14	205-12.8
CLYBURN, Jerome	32-26	755	23.6	60-159	.377	11-32	.344	70-94	.745	14	41	55	1.7	49-1	88	65	5	24	201-6.3
Conference-Only	16-13	349	21.8	27-71	.380	6-16	.375	38-48	.792	5	26	31	1.9	17-0	34	29	3	12	98-6.1
TRIGGS, Will	31-9	648	20.9	67-141	.475	0-0	.000	57-104	.548	53	68	121	3.9	47-0	37	28	20	11	191-6.2
Conference-Only	16-0	280	17.5	26-46	.565	0-0	.000	23-47	.489	21	20	41	2.6	23-0	17	13	11	5	75-4.7
CAMPBELL, Anthony	10-3	151	15.1	15-51	.294	5-26	.192	11-18	.611	8	18	26	2.6	9-0	3	11	0	3	46-4.6
Conference-Only	0-0	0	0.0	0-0	.000	0-0	.000	0-0	.000	0	0	0	0.0	0-0	0	0	0	0	0-0.0
LAWRENCE, Herdie	32-8	460	14.4	38-113	.336	19-69	.275	24-34	.706	5	17	22	0.7	56-1	47	53	3	19	119-3.7
Conference-Only	16-2	255	15.9	24-64	.375	12-42	.286	16-23	.696	3	12	15	0.9	32-0	23	28	3	10	76-4.8
BLAKE, Justin	28-1	358	12.8	29-99	.293	24-83	.289	9-14	.643	2	30	32	1.1	15-0	16	15	1	5	91-3.3
Conference-Only	15-1	200	13.3	15-54	.278	13-44	.295	5-9	.556	1	17	18	1.2	11-0	15	7	1	5	48-3.2
FREEMAN, Chris	27-1	246	9.1	31-55	.564	0-0	.000	19-23	.826	17	33	50	1.9	36-1	4	17	8	4	81-3.0
Conference-Only	12-0	68	5.7	11-17	.647	0-0	.000	2-3	.667	8	7	15	1.3	11-0	1	7	0	3	24-2.0
WILLIAMS, Alton	10-2	83	8.3	8-22	.364	7-19	.368	2-2	1.000	0	5	5	0.5	3-0	4	0	0	2	25-2.5
Conference-Only	5-1	52	10.4	5-11	.455	5-10	.500	0-0	.000	0	2	2	0.4	2-0	3	0	0	2	15-3.0
HASSE, Matt	16-0	84	5.3	4-11	.364	0-0	.000	3-5	.600	5	15	20	1.3	17-0	5	7	2	2	11-0.7
Conference-Only	5-0	20	4.0	1-3	.333	0-0	.000	1-3	.333	2	5	7	1.4	2-0	0	1	2	0	3-0.6
GREER, Thomas	22-0	132	6.0	4-16	.250	2-6	.333	1-4	.250	4	9	13	0.6	14-0	8	11	0	5	11-0.5
Conference-Only	12-0	74	6.2	0-7	.000	0-3	.000	1-3	.333	1	6	7	0.6	10-0	5	4	0	1	1-0.1
COVINGTON, Kevin	3-0	6	2.0	0-0	.000	0-0	.000	1-2	.500	0	1	1	0.3	1-0	1	2	0	0	1-0.3
Conference-Only	2-0	4	2.0	0-0	.000	0-0	.000	1-2	.500	0	1	1	0.5	1-0	0	2	0	0	1-0.5
HARMS, Joe	6-0	11	1.8	0-0	.000	0-0	.000	0-0	.000	0	1	1	0.2	3-0	0	2	1	0	0-0.0
Conference-Only	3-0	5	1.7	0-0	.000	0-0	.000	0-0	.000	0	1	1	0.3	0-0	0	0	0	0	0-0.0
<b>Total</b>	<b>32</b>			<b>792-1781</b>	<b>.445</b>	<b>139-433</b>	<b>.321</b>	<b>493-735</b>	<b>.671</b>	<b>388</b>	<b>689</b>	<b>1077</b>	<b>33.7</b>	<b>574-18</b>	<b>388</b>	<b>466</b>	<b>115</b>	<b>230</b>	<b>2216-69.2</b>
Conference-Only	16			398-851	.468	71-201	.353	263-382	.688	175	340	515	32.2	285-10	187	219	63	111	1130-70.6
<b>Opponents</b>	<b>32</b>			<b>839-1804</b>	<b>.465</b>	<b>214-572</b>	<b>.374</b>	<b>432-629</b>	<b>.687</b>	<b>389</b>	<b>741</b>	<b>1130</b>	<b>35.3</b>	<b>645-20</b>	<b>438</b>	<b>478</b>	<b>101</b>	<b>224</b>	<b>2324-72.6</b>
Conference-Only	16			398-877	.454	95-262	.363	216-315	.686	191	349	540	33.8	345-12	197	230	42	108	1107-69.2

### Attendance

	APSU	Opponents
Total	35,250	73,229
Home Games/Avg.	13/2,712	16/4,228
Neutral Sites/Avg.	-	3/795

### Scoring By Period

	1st	2nd	OT	Total
Austin Peay	967	1222	27	2216
Opponents	1101	1199	24	2324

### Deadball Rebounds

	Off.	Def.	Total
Austin Peay	91	7	98
Opponents	77	11	88

## 2011-12 RESULTS (12-20, 8-8 OVC – Home: 8-5, Away: 4-12, Neutral: 0-3)

### NOVEMBER

3	CENTRAL MISSOURI (exh.)	W, 107-96
7	MANCHESTER (exhibition)	W, 98-55
11	at Middle Tennessee	L, 80-71
15	at #22 California <sup>1</sup>	L, 72-55
19	at Oral Roberts	L, 71-59
21	at Bowling Green <sup>2</sup>	L, 82-72
22	vs. George Washington <sup>2</sup>	L, 54-52
23	vs. Detroit <sup>2</sup>	L, 94-93 (ot)
26	MIDDLE TENNESSEE	L, 90-70
28	at Lipscomb	L, 67-59

### DECEMBER

3	at #21 Memphis	L 91-60
5	ARKANSAS STATE	W, 86-82 (ot)
10	at Tennessee	W, 74-70
17	ROCHESTER (Mich.)	W, 72-50
21	BELMONT	L, 77-67
29	at Eastern Kentucky*	L, 67-65
31	at Morehead State*	L, 68-64

### JANUARY

7	#18 MURRAY STATE*	L, 87-75
12	EASTERN KENTUCKY*	W, 80-65
14	JACKSONVILLE STATE*	W, 60-57
16	TENNESSEE STATE*	W, 69-63

19	at SIUE*	W, 80-67
21	at Eastern Illinois*	W, 76-64
26	at Southeast Missouri*	L, 65-60
28	UT MARTIN*	W, 92-73
30	at Tennessee State*	L, 77-57

### FEBRUARY

2	TENNESSEE TECH*	L, 94-88
6	at Belmont	L, 94-55
11	at #7 Murray State*	L, 82-63
15	MOREHEAD STATE*	L, 52-48
18	YOUNGSTOWN STATE <sup>3</sup>	W, 71-68
23	at UT Martin*	W, 85-67
25	SOUTHEAST MISSOURI*	W, 68-59
29	vs. Jacksonville State <sup>4</sup>	L, 75-70

<sup>1</sup> CBE Regional Round

<sup>2</sup> CBE Sub-Regional (Bowling Green, Ohio)

<sup>3</sup> Sears BracketBusters

<sup>4</sup> OVC Tournament (Nashville, Tenn.)

\* Ohio Valley Conference Game

Home Games in Bold



**Anthony Campbell**  
Senior • Guard  
4.6 ppg, 2.6 rpg in 2011-12



# BELMONT BRUINS

## 2012-13 SCHEDULE

### NOVEMBER

9	at Lipscomb (ESPN3)	6:30 p.m.
13	<b>MARYVILLE (MO.)</b>	<b>7:00 p.m.</b>
18	at Stanford (Pac-12 Network)	8:00 p.m.
22	at Alaska Anchorage <sup>1</sup> (CBSSN)	1:00 a.m.
23	vs. Northeastern/UC Riverside <sup>1</sup>	4/10:00 p.m.
24	vs. TBD <sup>1</sup> (CBSSN)	TBA

### DECEMBER

1	at VCU (Comcast Mid-Atlantic/CSS)	6:00 p.m.
4	<b>LIPSCOMB (CSS/ESPN3)</b>	<b>6:00 p.m.</b>
13	<b>MIDDLE TENNESSEE (CSS/ESPN3)</b>	<b>6:00 p.m.</b>
15	at Kansas (ESPNU)	6:00 p.m.
19	<b>SOUTH DAKOTA STATE</b>	<b>7:00 p.m.</b>
28	vs. Boston University <sup>2</sup>	8:30 p.m.
29	vs. UCF/Howard <sup>2</sup>	TBA

### JANUARY

3	at Jacksonville State*	7:00 p.m.
5	at Tennessee Tech*	7:30 p.m.
10	<b>SOUTHEAST MISSOURI*</b>	<b>7:00 p.m.</b>
12	<b>UT MARTIN*</b>	<b>4:00 p.m.</b>
17	<b>EASTERN KENTUCKY*</b>	<b>7:00 p.m.</b>
19	<b>TENNESSEE STATE*</b>	<b>7:00 p.m.</b>
24	at Morehead State*	6:00 p.m.
26	at Eastern Kentucky*	6:00 p.m.
31	<b>MOREHEAD STATE*</b>	<b>7:00 p.m.</b>

### FEBRUARY

2	<b>TENNESSEE TECH*</b>	<b>7:30 p.m.</b>
7	at Murray State* (ESPNU)	7:00 p.m.
9	at Austin Peay*	7:30 p.m.
14	at Tennessee State* (ESPNU)	6:00 p.m.
21	at Eastern Illinois*	7:00 p.m.
23	<b>TBD <sup>3</sup></b>	<b>TBA</b>
27	<b>SIUE*</b>	<b>7:00 p.m.</b>

### MARCH

2	<b>JACKSONVILLE STATE*</b>	<b>4:00 p.m.</b>
6-9	OVC Tournament <sup>4</sup>	TBD

<sup>1</sup> Carrs/Safeway Great Alaska Shootout (Anchorage, Alaska)

<sup>2</sup> UCF Holiday Classic (Orlando, Fla.)

<sup>3</sup> ESPN Sears BracketBusters

<sup>4</sup> OVC Tournament (Municipal Auditorium - Nashville, Tenn.)

\* Ohio Valley Conference Game

**Home Games in Bold**

All Times Central and Subject to Change

## TEAM NOTES

• Belmont begins its first season in the Ohio Valley Conference in 2012-13. The Bruins represented in the Atlantic Sun Conference in five of the last seven NCAA Tournaments. Belmont joins Gonzaga, Marquette and Xavier as one of only four NCAA Division I-AAA (non-football) programs to reach the NCAA Tournament five of the last seven years.

• Since becoming an NCAA Division I member institution in 1996-97, Belmont ranks third nationally in made three-point field goals (4,409). Only Duke (4,529) and Troy (4,416) enter the 2012-13 season having made more over that span.

• Belmont leads the nation in Capital One Academic All-America selections (10) since 2001.

### Basic Information

Location: ..... Nashville, Tenn.  
 Enrollment: ..... 6,637  
 Founded: ..... 1951  
 Nickname: ..... Bruins  
 Colors: ..... Navy, Red and White  
 President: ..... Dr. Robert C. Fisher  
 Athletic Director: ..... Mike Strickland  
 Arena: ..... Curb Event Center (5,000)

### Media Relations

Men's Basketball Contact: ..... Greg Sage  
 Office Phone: ..... (615) 460-6698  
 Cell Phone: ..... (615) 512-3633  
 Fax: ..... (615) 460-5584  
 Email: ..... greg.sage@belmont.edu  
 Web site: ..... www.BelmontBruins.com  
 Press Row Phone: ..... (615) 460-8554

## 2012-13 ROSTER

No.	Name	Pos.	Ht.	Wt.	Yr.	Hometown (Last School)
0	Chad Lang	C	6-11	275	So.	Marietta, Ga. (Marietta)
1	Jeff Laidig	G	6-4	210	Fr.	Mishawaka, Ind. (Penn)
2	Blake Jenkins	F	6-7	210	Jr.	Knoxville, Tenn. (Bearden)
3	Kerron Johnson	G	6-1	175	Sr.	Huntsville, Ala. (Madison Academy)
4	Holden Mobley	G/F	6-3	200	So.	Nashville, Tenn. (Montgomery Bell Academy)
5	Caleb Chowbay	G	6-2	170	Fr.	Mt. Juliet, Tenn. (Mt. Juliet)
11	Spencer Turner	G	6-3	185	So.	Bloomington, Ind. (Bloomington South)
14	J.J. Mann	G/F	6-6	210	Jr.	Smyrna, Ga. (Hargrave Military Academy)
21	Ian Clark	G	6-3	175	Sr.	Memphis, Tenn. (Germantown)
22	Reece Chamberlain	G	6-1	175	So.	Goodlettsville, Tenn. (Beech)
23	Craig Bradshaw	G	6-3	205	Fr.	Franklin, Tenn. (Christ Presbyterian Academy)
24	Adam Barnes	G	6-2	190	Sr.	Clarksville, Tenn. (Clarksville)
30	Trevor Noack	F	6-7	240	Sr.	Keller, Texas (Keller Central)
33	Drew Windler	F	6-9	205	Jr.	South Milwaukee, Wis. (Samford)
45	Brandon Baker	F	6-6	220	Sr.	Milford, Ohio (Milford)

## COACHING STAFF


### Head Coach Rick Byrd

**Alma Mater:** ..... Tennessee, 1976  
**Hometown:** ..... Knoxville, Tenn.  
**Family:** ..... Wife - Cheryl  
 ..... Children - Andrea, Megan, Robert  
**Career Record:** ..... 637-339 (31 yrs.)  
**School Record:** ..... 545-284 (26 yrs.)  
**OVC Record:** ..... 0-0  
**OVC Tournament Appearances:** ..... 0  
**NCAA Tournament Appearances:** ..... 5

### Assistant Coaches

Brian Ayers ..... 15th season (Lipscomb, 1993)  
 James Strong ..... 2nd season (Vanderbilt, 2000)  
 Mark Price ..... 2nd season (Samford, 1998)  
 Tyler Holloway (Ops) ..... 2nd season (Murray State, 2009)

Career Head Coaching Record							
Year	School	Overall	Conf.	Year	School	Overall	Conf.
1978-79	Maryville College	8-16	-	1997-98	Belmont	9-18	-
1979-80	Maryville College	15-11	-	1998-99	Belmont	14-13	-
1983-84	Lincoln Memorial	22-10	11-1	1999-00	Belmont	7-20	-
1984-85	Lincoln Memorial	26-9	10-2	2000-01	Belmont	13-15	-
1985-86	Lincoln Memorial	21-9	11-1	2001-02	Belmont	11-17	8-12
1986-87	Belmont	15-15	7-9	2002-03	Belmont	17-12	12-4
1987-88	Belmont	22-9	15-1	2003-04	Belmont	21-9	15-5
1988-89	Belmont	25-10	12-4	2004-05	Belmont	14-16	12-8
1989-90	Belmont	28-7	14-2	2005-06	Belmont	20-11	15-5
1990-91	Belmont	23-9	11-5	2006-07	Belmont	23-10	14-4
1991-92	Belmont	22-10	12-4	2007-08	Belmont	25-9	14-2
1992-93	Belmont	30-6	12-4	2008-09	Belmont	20-13	14-6
1993-94	Belmont	30-7	14-2	2009-10	Belmont	19-12	14-6
1994-95	Belmont	37-2	18-0	2010-11	Belmont	30-5	19-1
1995-96	Belmont	29-11	13-5	2011-12	Belmont	27-7	16-2
1996-97	Belmont	15-11	-				



## 2011-12 STATISTICS

PLAYER	GP-GS	MIN	TOTAL			3-POINTERS			REBOUNDS										A	TO	BLK	STL	PTS-AVG
			AVG	FG-FGA	PCT	FG-FGA	PCT	FT-FTA	PCT	OFF	DEF	TOT	AVG	PF-FO									
JOHNSON, Kerron	34-34	972	28.6	145-280	.518	24-78	.308	154-201	.766	22	83	105	3.1	80-1	177	81	1	48	468-13.8				
Conference-Only	17-17	460	27.1	71-134	.530	12-38	.316	90-114	.789	11	34	45	2.6	39-1	91	34	1	24	244-14.4				
CLARK, Ian	34-34	937	27.6	151-335	.451	92-227	.405	37-45	.822	14	76	90	2.6	69-0	80	44	3	33	431-12.7				
Conference-Only	18-18	497	27.6	86-182	.473	52-124	.419	23-28	.821	8	45	53	2.9	37-0	52	18	1	16	247-13.7				
HANLEN, Drew	35-34	1101	31.5	117-252	.464	94-195	.482	50-70	.714	22	96	118	3.4	38-0	135	61	0	37	378-10.8				
Conference-Only	18-18	574	31.9	68-139	.489	60-117	.513	24-34	.706	13	56	69	3.8	13-0	76	32	0	20	220-12.2				
SAUNDERS, Scott	35-19	599	17.1	123-225	.547	0-0	.000	112-146	.767	52	123	175	5.0	86-1	13	39	27	15	358-10.2				
Conference-Only	18-8	279	15.5	59-105	.562	0-0	.000	47-68	.691	28	53	81	4.5	43-0	10	20	14	7	165-9.2				
HEDGEPEETH, Mick	35-33	800	22.9	125-235	.532	0-7	.000	86-131	.656	75	122	197	5.6	97-4	17	46	17	19	336-9.6				
Conference-Only	18-18	421	23.4	75-134	.560	0-3	.000	38-61	.623	39	60	99	5.5	48-2	7	19	8	8	188-10.4				
MANN, JJ	35-2	762	21.8	104-259	.402	45-141	.319	39-46	.848	40	87	127	3.6	48-0	62	42	0	37	292-8.3				
Conference-Only	18-1	379	21.1	45-117	.385	21-64	.328	27-30	.900	13	42	55	3.1	17-0	41	21	0	23	138-7.7				
JENKINS, Blake	33-14	506	15.3	74-138	.536	9-26	.346	40-63	.635	40	62	102	3.1	66-2	26	39	11	13	197-6.0				
Conference-Only	16-9	275	17.2	42-74	.568	3-11	.273	31-39	.795	26	34	60	3.8	32-2	16	27	4	5	118-7.4				
BARNES, Adam	35-2	358	10.2	34-59	.576	4-7	.571	26-33	.788	10	34	44	1.3	29-0	26	18	4	10	98-2.8				
Conference-Only	18-1	197	10.9	21-30	.700	2-3	.667	10-13	.769	6	20	26	1.4	18-0	17	11	1	4	54-3.0				
BAKER, Brandon	33-3	432	13.1	33-93	.355	14-60	.233	7-13	.538	38	50	88	2.7	51-1	35	16	6	19	87-2.6				
Conference-Only	17-0	197	11.6	16-44	.364	6-29	.207	0-3	.000	18	22	40	2.4	21-0	15	10	5	4	38-2.2				
LANG, Chad	14-0	50	3.6	18-29	.621	0-0	.000	0-3	.000	2	10	12	0.9	11-0	0	5	3	1	36-2.6				
Conference-Only	8-0	31	3.9	10-17	.588	0-0	.000	0-0	.000	2	6	8	1.0	6-0	0	2	2	0	20-2.5				
TURNER, Spencer	13-0	53	4.1	10-21	.476	9-19	.474	0-0	.000	1	3	4	0.3	0-0	4	1	0	1	29-2.2				
Conference-Only	3-0	16	5.3	4-6	.667	4-6	.667	0-0	.000	0	2	2	0.7	0-0	2	0	0	0	12-4.0				
NOACK, Trevor	28-0	222	7.9	21-55	.382	6-28	.214	10-12	.833	13	33	46	1.6	26-0	9	13	6	7	58-2.1				
Conference-Only	18-0	128	7.1	14-34	.412	2-13	.154	4-5	.800	9	19	28	1.6	14-0	7	9	4	5	34-1.9				
CHAMBERLAIN, Reece	31-0	200	6.5	19-38	.500	12-23	.522	6-8	.750	10	25	35	1.1	22-0	15	12	0	12	56-1.8				
Conference-Only	16-0	116	7.3	11-22	.500	6-12	.500	4-5	.800	7	16	23	1.4	13-0	10	6	0	6	32-2.0				
MOBLEY, Holden	14-0	38	2.7	1-6	.167	0-5	.000	5-6	.833	3	4	7	0.5	5-0	6	4	0	2	7-0.5				
Conference-Only	8-0	21	2.6	1-6	.167	0-5	.000	3-4	.750	1	0	1	0.1	2-0	3	3	0	2	5-0.6				
CAVERA, Seth	10-0	20	2.0	0-1	.000	0-1	.000	0-1	.000	0	1	1	0.1	0-0	1	0	0	1	0-0.0				
Conference-Only	4-0	9	2.3	0-0	.000	0-0	.000	0-0	.000	0	0	0	0.0	0-0	1	0	0	0	0-0.0				
Total	35			975-2026	.481	309-817	.378	572-778	.735	401	858	1259	36.0	631-9	606	430	78	255	2831-80.9				
Conference-Only	18			523-1044	.501	168-425	.395	301-404	.745	210	433	643	35.7	304-5	348	216	40	124	1515-84.2				
Opponents	35			850-1981	.429	207-610	.339	456-694	.657	401	762	1163	33.2	665-0	452	506	148	226	2363-67.5				
Conference-Only	18			427-1015	.421	113-326	.347	239-349	.685	208	363	571	31.7	345-10	235	262	82	122	1206-67.0				

### Attendance

	BEL	Opponents
Total	28,174	92,599
Home Games/Avg.	14/2,012	16/4,283
Neutral Sites/Avg.	-	5/4,815

### Scoring By Period

	1st	2nd	OT	Total
Belmont	1353	1460	18	2831
Opponents	1074	1274	15	2363

### Deadball Rebounds

	Off.	Def.	Total
Belmont	94	5	99
Opponents	102	3	105

## 2011-12 RESULTS (27-8, 16-2 ATLANTIC SUN – Home: 13-1, Away: 10-6, Neutral: 4-1)

### NOVEMBER

11	at #6 Duke <sup>1</sup>	L, 77-76
15	at #10 Memphis <sup>1</sup>	L, 97-81
19	vs. Towson <sup>2</sup>	W, 87-41
20	at Middle Tennessee <sup>2</sup>	W, 87-84 (2ot)
28	<b>TREVECCA NAZARENE</b>	<b>W, 86-61</b>

### DECEMBER

1	<b>KENNESAW STATE*</b>	<b>W, 98-52</b>
3	<b>MERCER*</b>	<b>W, 82-78</b>
6	<b>TENNESSEE STATE</b>	<b>W, 75-62</b>
13	at Middle Tennessee	L, 65-62
15	<b>TROY</b>	<b>W, 78-55</b>
17	at Miami (Ohio)	L, 66-61
19	at Marshall	L, 87-86
21	at Austin Peay	W, 77-67
29	<b>MARSHALL</b>	<b>W, 79-74</b>

### JANUARY

2	at North Florida*	W, 83-53
4	at Jacksonville*	W, 75-63
6	<b>LIPSCOMB*</b>	<b>L, 85-74</b>
14	<b>STETSON*</b>	<b>W, 84-71</b>
16	<b>FLORIDA GULF COAST*</b>	<b>W, 95-53</b>
21	at USC Upstate*	L, 79-78
23	at East Tennessee*	W, 82-70

28	<b>JACKSONVILLE*</b>	<b>W, 85-71</b>
30	<b>NORTH FLORIDA*</b>	<b>W, 83-69</b>

### FEBRUARY

3	at Lipscomb*	W, 84-58
6	<b>AUSTIN PEAY</b>	<b>W, 94-55</b>
11	at Florida Gulf Coast*	W, 86-63
13	at Stetson*	W, 106-93
18	<b>EAST TENNESSEE*</b>	<b>W, 80-58</b>
20	<b>USC UPSTATE*</b>	<b>W, 88-79</b>
23	at Kennesaw State*	W, 90-50
25	at Mercer*	W, 62-61
29	vs. Jacksonville <sup>3</sup>	W, 76-62

### MARCH

2	vs. East Tennessee <sup>3</sup>	W, 69-61
3	vs. Florida Gulf Coast <sup>3</sup>	W, 83-69
16	vs. #15 Georgetown <sup>4</sup>	L, 74-59

<sup>1</sup> EA Sports Maui Invitational (campus sites)

<sup>2</sup> EA Sports Maui Invite (Murfreesboro, Tenn.)

<sup>3</sup> A-Sun Tournament (Macon, Ga.)

<sup>4</sup> NCAA Tournament (Columbus, Ohio)

\* Atlantic Sun Conference Game

Home Games in Bold



**Kerron Johnson**  
Senior • Guard  
13.8 ppg, 3.1 rpg, 5.2 apg in 2011-12



## 2012-13 SCHEDULE

### NOVEMBER

5	TRINITY (exhibition)	7:00 p.m.
9	at Bradley	TBA
13	WRIGHT STATE	7:00 p.m.
16	at Eastern Michigan <sup>1</sup>	6:00 p.m.
17	vs. Texas-Pan American <sup>1</sup>	3:30 p.m.
18	vs. IPFW <sup>1</sup>	3:00 p.m.
21	ROCHESTER COLLEGE	1:00 p.m.
24	HOUSTON BAPTIST	2:00 p.m.
28	CENTRAL ARKANSAS	7:00 p.m.

### DECEMBER

1	at Stony Brook	1:00 p.m.
5	WESTERN ILLINOIS	7:00 p.m.
8	TOLEDO	6:00 p.m.
19	at Saint Louis	TBA
22	at Drake	2:00 p.m.
29	at Tennessee State*	7:30 p.m.

### JANUARY

3	at Eastern Kentucky*	6:00 p.m.
5	at Morehead State*	6:30 p.m.
10	TENNESSEE TECH*	7:00 p.m.
12	JACKSONVILLE STATE*	6:00 p.m.
17	at Murray State*	7:00 p.m.
19	at Austin Peay*	7:30 p.m.
24	UT MARTIN*	7:00 p.m.
26	SOUTHEAST MISSOURI*	6:00 p.m.

### FEBRUARY

2	at SIUE*	7:00 p.m.
7	at UT Martin*	7:00 p.m.
9	at Southeast Missouri*	5:30 p.m.
14	AUSTIN PEAY*	7:00 p.m.
16	MURRAY STATE*	6:00 p.m.
21	BELMONT*	7:00 p.m.
23	at TBD <sup>2</sup>	TBA
26	at Chicago State	7:00 p.m.

### MARCH

2	SIUE*	4:00 p.m.
6-9	OVC Tournament <sup>3</sup>	TBD

<sup>1</sup> Eastern Michigan Iceman Classic (Ypsilanti, Mich.)

<sup>2</sup> ESPN Sears BracketBusters

<sup>3</sup> OVC Tournament (Municipal Auditorium - Nashville, Tenn.)

\* Ohio Valley Conference Game

**Home Games in Bold**

All Times Central and Subject to Change

## TEAM NOTES

• Jay Spoonhour was hired as the Panthers new men's basketball coach on April 9, 2012. Spoonhour, the son of legendary coach Charlie Spoonhour, becomes just the third EIU head coach during the program's NCAA Division I era (1981-present).

• The Panthers return seven players from last year's team that combined for 14 starts. Sophomore Josh Piper is the team's top returning scorer from last season with 4.3 points per game shooting 57 percent from the field. Senior Austin Akers started six games and led the team in assist-to-turnover ratio (63 assists, 28 turnovers)

• EIU added eight players to the roster for this season with three high school players, three junior college players, one Division I transfer and one player from a prep school.

# EASTERN ILLINOIS PANTHERS

### Basic Information

Location: ..... Charleston, Ill.  
Enrollment: ..... 11,167  
Founded: ..... 1895  
Nickname: ..... Panthers  
Colors: ..... Blue and Gray  
President: ..... Dr. William Perry  
Athletic Director: ..... Barbara Burke  
Arena (Capacity): ..... Lantz Arena (5,300)

### Media Relations

Men's Basketball Contact: ..... Rich Moser  
Office Phone: ..... (217) 581-7480  
Cell Phone: ..... (217) 508-8317  
Fax: ..... (217) 581-7001  
Email: ..... rlmoser@eiu.edu  
Web site: ..... www.EIUpantthers.com  
Press Row Phone: ..... (217) 581-5135

### Team Information

Players Returning/Lost: ..... 7/7  
Starters Returning/Lost: ..... 0/5  
2011-12 Record/OVC (Finish): ... 12-17/5-11 (10th)  
Postseason: ..... none

All-Time Record: ..... 1,236-1,172 (.513)

All-Time OVC Record: ..... 124-158 (.440)

Joined OVC: ..... 1996

### OVC Regular Season Titles

none

### OVC Tournament Titles (1)

2001

### NCAA Tournament Appearances (2)

1992, 2001

## 2012-13 ROSTER

No.	Name	Pos.	Ht.	Wt.	Yr.	Hometown (Last School)
2	Alex Lubsey	F	6-6	185	Jr.	Kingston, Jamaica (Tyler JC)
4	Reggie Smith	G	6-0	185	Jr.	Chicago, Ill. (UNLV)
5	Malcolm Herron	G	6-4	205	Sr.	Maywood, Ill. (Western Texas College)
10	Dennis Green	G	6-3	190	Fr.	Bronx, N.Y. (Christian Faith Academy)
12	Keenan Anderson	F	6-7	225	So.	Marion, Ark. (Olney Central College)
15	Sherman Blanford	F	6-6	215	Jr.	Philadelphia, Pa. (Marshalltown CC)
20	Morris Woods	G	6-3	190	Jr.	Chicago, Ill. (Moraine Valley JC)
21	Austin Akers	G	6-2	185	Sr.	Brazil, Ind. (Olney JC)
22	Taylor Jones	G	6-2	190	R-Sr.	Rochester, Ill. (West Plains JC)
23	R.J. McGhee	F	6-6	190	Jr.	Baton Rouge, La. (Dodge City CC)
24	Cameron Harvey	G	6-3	190	Fr.	Chicago, Ill. (Wheaton Academy)
31	Alex Austin	G	6-4	190	Fr.	Chicago, Ill. (Chicago Mount Carmel)
32	Jonathan Miller	G	6-2	185	Sr.	Upper Marlboro, Md. (Manatee JC)
34	Miles Holmes	F	6-7	195	Fr.	Kennett Square, Pa. (St. John's NW Military)
55	Josh Piper	F	6-8	225	So.	Champaign, Ill. (Centennial)

## COACHING STAFF

### Head Coach Jay Spoonhour

**Alma Mater:** ..... Pittsburg State, 1994

**Hometown:** ..... Springfield, Mo.

**Family:** ..... Wife - Nicole

..... Children - Gracie, Charlie, Sam

**Career Record:** ..... 106-33 (4 yrs.)

**School Record:** ..... First season

**OVC Record:** ..... 0-0

**OVC Tournament Appearances:** ..... 0

**NCAA Tournament Appearances:** ..... 0

### Assistant Coaches

Bob Sundvold ..... 1st season (South Dakota State, 1977)

Dan Matic ..... 1st season (Trinity International, 2007)

Emanuel Dildy ..... 1st season (Eastern Illinois, 2005)



### Career Head Coaching Record

Year	School	Overall	Conf.	Year	School	Overall	Conf.
2000-01	Wabash Valley	36-1	-	2010-11	Moberly Area CC	17-13	-
2003-04	UNLV	6-4	4-2	2011-12	Moberly Area CC	21-8	-
2009-10	Moberly Area CC	25-6	-				

### Coach Spoonhour Facts

Was named the 14th head coach in Eastern Illinois history on April 9, 2012...Is just the third head coach in EIU's Division I Era (which began in 1981)...Is the son of legendary head coach Charlie Spoonhour, who was the head coach at Missouri State, Saint Louis and UNLV...Played college basketball at Pittsburg State...Began his coaching career as a graduate assistant at Central Missouri...Joined his father's SLU staff in 1996 and helped the Billikens to the 1998 NCAA Tournament...Hired as head coach at Wabash Valley College (Mt. Carmel, Ill.) in 2000-01; led team to the Junior College National Championship with a 36-1 record and earned National Coach of the Year honors...Served as interim head coach at UNLV for part of 2004 season...Then worked as an assistant at Missouri and Texas-San Antonio before becoming head coach at Moberly Area CC.

## 2011-12 STATISTICS

PLAYER	GP-GS	MIN	AVG	TOTAL		3-POINTERS		FT-FTA	PCT	REBOUNDS				PF-FO	A	TO	BLK	STL	PTS-AVG
				FG-FGA	PCT	FG-FGA	PCT			OFF	DEF	TOT	AVG						
GRANGER, Jeremy	29-28	973	33.6	168-362	.464	29-78	.372	97-113	.858	20	78	98	3.4	61-2	88	66	3	29	462-15.9
Conference-Only	16-15	538	33.6	86-194	.443	19-46	.413	50-58	.862	9	38	47	2.9	35-1	33	39	3	15	241-15.1
MILLER, Joey	29-24	830	28.6	86-257	.335	38-124	.306	91-111	.820	14	60	74	2.6	47-1	83	69	6	29	301-10.4
Conference-Only	16-16	484	30.3	52-163	.319	22-73	.301	52-63	.825	7	37	44	2.8	33-1	46	30	1	20	178-11.1
McKINNIE, Alfonzo	29-28	689	23.8	115-203	.567	0-0	.000	65-90	.722	85	119	204	7.0	89-3	11	45	24	16	295-10.2
Conference-Only	16-15	381	23.8	60-104	.577	0-0	.000	32-40	.800	49	55	104	6.5	50-2	5	24	9	7	152-9.5
DOSS, L.C.	29-23	652	22.5	67-177	.379	39-104	.375	21-29	.724	8	48	56	1.9	39-1	34	32	0	25	194-6.7
Conference-Only	16-12	362	22.6	33-89	.371	19-58	.328	9-14	.643	3	24	27	1.7	18-0	19	17	0	11	94-5.9
HOLLOWELL, James	19-5	314	16.5	47-113	.416	8-22	.364	15-20	.750	33	44	77	4.1	29-0	15	23	14	14	117-6.2
Conference-Only	12-3	193	16.1	30-64	.469	5-11	.455	9-12	.750	20	29	49	4.1	17-0	9	13	8	11	74-6.2
SANDERS, Xavier	29-23	644	22.2	51-111	.459	0-1	.000	26-45	.578	41	70	111	3.8	62-2	26	30	7	16	128-4.4
Conference-Only	16-12	353	22.1	22-50	.440	0-1	.000	11-19	.579	20	41	61	3.8	36-2	14	15	5	5	55-3.4
PIPER, Josh	29-0	391	13.5	49-86	.570	3-6	.500	24-26	.923	20	42	62	2.1	37-0	18	20	6	8	125-4.3
Conference-Only	16-0	176	11.0	18-30	.600	2-2	1.000	11-11	1.000	7	19	26	1.6	18-0	7	13	3	4	49-3.1
JONES, Taylor	27-5	296	11.0	25-65	.385	18-53	.340	4-4	1.000	3	22	25	0.9	30-0	16	12	0	3	72-2.7
Conference-Only	14-0	125	8.9	8-23	.348	6-19	.316	0-0	.000	1	8	9	0.6	15-0	9	10	0	0	22-1.6
MILLER, Jonathan	12-0	58	4.8	8-19	.421	3-6	.500	6-9	.667	2	4	6	0.5	7-0	2	7	0	4	25-2.1
Conference-Only	6-0	29	4.8	1-7	.143	0-2	.000	1-2	.500	2	1	3	0.5	4-0	0	2	0	2	3-0.5
WOODS, Morris	22-1	156	7.1	17-30	.567	2-3	.667	5-14	.357	9	14	23	1.0	22-0	6	12	0	5	41-1.9
Conference-Only	11-1	103	9.4	11-22	.500	1-2	.500	4-11	.364	4	8	12	1.1	14-0	4	10	0	2	27-2.5
HERRON, Malcolm	24-1	170	7.1	13-53	.245	6-25	.240	8-10	.800	4	18	22	0.9	16-0	6	8	2	6	40-1.7
Conference-Only	13-0	70	5.4	2-21	.095	1-8	.125	1-2	.500	1	7	8	0.6	9-0	3	3	1	1	6-0.5
McFARLIN, Nick	29-1	209	7.2	21-46	.457	1-3	.333	5-7	.714	16	25	41	1.4	29-1	13	18	2	1	48-1.7
Conference-Only	16-1	108	6.8	13-27	.481	1-2	.500	1-3	.333	9	11	20	1.3	13-0	4	10	0	0	28-1.8
AKERS, Austin	29-6	446	15.4	16-48	.333	0-5	.000	5-11	.455	4	22	26	0.9	28-0	63	28	1	7	37-1.3
Conference-Only	16-5	253	15.8	8-23	.348	0-1	.000	4-6	.667	1	12	13	0.8	13-0	32	15	0	1	20-1.3
LUBSEY, Alex	11-0	47	4.3	5-9	.556	0-0	.000	1-4	.250	5	5	10	0.9	4-0	2	1	2	2	11-1.0
Conference-Only	6-0	25	4.2	1-4	.250	0-0	.000	1-4	.250	3	3	6	1.0	1-0	1	1	1	1	3-0.5
<b>Total</b>	<b>29</b>			<b>688-1579</b>	<b>.436</b>	<b>147-430</b>	<b>.342</b>	<b>373-493</b>	<b>.757</b>	<b>304</b>	<b>625</b>	<b>929</b>	<b>32.0</b>	<b>501-10</b>	<b>383</b>	<b>380</b>	<b>67</b>	<b>165</b>	<b>1896-65.4</b>
Conference-Only	16			345-821	.420	76-225	.338	186-245	.759	155	322	477	29.8	277-6	186	210	31	80	952-59.5
<b>Opponents</b>	<b>29</b>			<b>714-1572</b>	<b>.454</b>	<b>188-505</b>	<b>.372</b>	<b>368-532</b>	<b>.692</b>	<b>334</b>	<b>645</b>	<b>979</b>	<b>33.8</b>	<b>472-8</b>	<b>411</b>	<b>392</b>	<b>87</b>	<b>178</b>	<b>1984-68.4</b>
Conference-Only	16			378-820	.461	104-271	.384	206-297	.694	177	349	526	32.9	255-4	199	208	47	98	1066-66.6

### Attendance

	<b>EIU</b>	<b>Opponents</b>
Total	18,582	34,747
Home Games/Avg.	14/1,327	15/2,316
Neutral Sites/Avg.	-	0/0

### Scoring By Period

	<b>1st</b>	<b>2nd</b>	<b>OT</b>	<b>Total</b>
Eastern Illinois	881	987	28	1896
Opponents	908	1042	34	1984

### Deadball Rebounds

	<b>Off.</b>	<b>Def.</b>	<b>Total</b>
Eastern Illinois	48	3	51
Opponents	62	12	74

## 2011-12 RESULTS (12-17, 5-11 OVC – Home: 7-7, Away: 5-10, Neutral: 0-0)

### NOVEMBER

<b>6</b>	<b>OLIVET NAZARENE (exh.)</b>	<b>W, 78-48</b>
11	at Indiana State	L, 79-72
<b>16</b>	<b>LOYOLA (CHICAGO)</b>	<b>W, 65-61</b>
20	at Northern Illinois	W, 67-55
<b>23</b>	<b>EUREKA COLLEGE</b>	<b>W, 87-56</b>
26	at Central Arkansas	L, 107-96 (2ot)
<b>30</b>	<b>MAINE</b>	<b>W, 85-80 (ot)</b>

### DECEMBER

<b>3</b>	<b>STONY BROOK</b>	<b>W, 72-69</b>
<b>7</b>	<b>OAKLAND CITY</b>	<b>W, 83-67</b>
10	at Western Illinois	L, 64-48
18	at Northwestern	L, 87-72
21	at Maine	L, 64-60
<b>30</b>	<b>#20 MURRAY STATE*</b>	<b>L, 73-40</b>

### JANUARY


4	at SIUE*	W, 73-59
7	at Houston Baptist	W, 74-62
<b>12</b>	<b>UT MARTIN*</b>	<b>W, 68-55</b>
14	at Southeast Missouri*	L, 80-73
<b>19</b>	<b>TENNESSEE STATE*</b>	<b>L, 55-46</b>
<b>21</b>	<b>AUSTIN PEAY*</b>	<b>L, 76-64</b>
26	at Jacksonville State*	L, 63-45
28	at #9 Murray State*	L, 73-58

**30 SOUTHEAST MISSOURI\* L, 74-53**

### FEBRUARY

<b>2</b>	<b>EASTERN KENTUCKY*</b>	<b>L, 47-43</b>
<b>4</b>	<b>MOREHEAD STATE*</b>	<b>L, 56-55</b>
9	at Tennessee Tech*	W, 74-57
11	at UT Martin*	W, 74-71
<b>15</b>	<b>SIUE*</b>	<b>W, 73-66</b>
<b>18</b>	<b>ILLINOIS-CHICAGO <sup>1</sup></b>	<b>L, 67-63</b>
23	at Morehead State*	L, 75-39
25	at Eastern Kentucky*	L, 86-74

<sup>1</sup> Sears BracketBusters  
 \* Ohio Valley Conference Game  
**Home Games in Bold**



**Josh Piper**  
**Sophomore • Forward**  
**4.3 ppg, 2.1 rpg in 2011-12**



# EASTERN KENTUCKY COLONELS

## 2012-13 SCHEDULE

### NOVEMBER

9	CINCINNATI CHRISTIAN <sup>1</sup>	6:30 p.m.
16	KENNESAW STATE <sup>1</sup>	5:00 p.m.
17	TOWSON <sup>1</sup>	5:00 p.m.
18	RADFORD <sup>1</sup>	4:00 p.m.
24	NORFOLK STATE	6:00 p.m.
28	DELAWARE STATE	6:00 p.m.

### DECEMBER

1	WESTERN CAROLINA	6:30 p.m.
4	at North Carolina Central	6:00 p.m.
8	at Chattanooga	6:00 p.m.
16	at Illinois	5:00 p.m.
19	at North Carolina A&T	6:00 p.m.
21	at High Point	6:00 p.m.
30	at West Virginia (Root Sports)	3:00 p.m.

### JANUARY

3	EASTERN ILLINOIS*	6:00 p.m.
5	SIUE*	6:00 p.m.
9	at Murray State*	7:00 p.m.
12	MOREHEAD STATE*	6:00 p.m.
17	at Belmont*	7:00 p.m.
19	at Jacksonville State*	3:30 p.m.
24	TENNESSEE STATE*	6:00 p.m.
26	BELMONT*	6:00 p.m.
31	at UT Martin*	7:00 p.m.

### FEBRUARY

2	at Southeast Missouri*	5:30 p.m.
5	CROWLEY'S RIDGE	6:00 p.m.
9	at Morehead State*	6:30 p.m.
14	TENNESSEE TECH*	6:00 p.m.
16	JACKSONVILLE STATE*	6:00 p.m.
20	AUSTIN PEAY*	6:00 p.m.
23	at TBD <sup>2</sup>	TBA
28	at Tennessee Tech*	7:30 p.m.

### MARCH

2	at Tennessee State*	7:30 p.m.
6-9	OVC Tournament <sup>3</sup>	TBD

<sup>1</sup> Comfort Suites Invitational (Richmond, Ky.)

<sup>2</sup> ESPN Sears BracketBusters

<sup>3</sup> OVC Tournament (Municipal Auditorium - Nashville, Tenn.)

\* Ohio Valley Conference Game

Home Games in Bold

All Times Central and Subject to Change

## TEAM NOTES

• The two Joneses – Jaron and Joshua – accounted for 42 percent of the team's points as seniors in 2011-12.

• Mike DiNunno, who began his collegiate career at Northern Illinois, is the top returning scorer at 9.5 points per game. The rising senior, and former Mid-American Conference All-Freshman team honoree, led Eastern with 89 assists as a junior.

• DiNunno is one of two returning starters from last year's 16-16 (7-9 OVC) team. Eric Stutz started all 32 games as a true freshman and posted the third best shooting percentage in the OVC. He averaged 8.0 points and a team-best 4.5 rebounds per game.

• Timmy Knipp played in 31 games and averaged 3.3 points as a freshman. The former star at Elliott County High School led Kentucky in scoring as a junior (30.8 ppg) and averaged 26.5 points his senior season.

### Basic Information

Location: ..... Richmond, Ky.  
Enrollment: ..... 16,515  
Founded: ..... 1906  
Nickname: ..... Colonels  
Colors: ..... Maroon and White  
President: ..... Dr. Doug Whitlock  
Athletic Director: ..... Mark Sandy  
Arena (Capacity): ..... McBrayer Arena (6,500)

### Media Relations

Men's Basketball Contact: ..... Kevin Britton  
Office Phone: ..... (859) 622-2006  
Cell Phone: ..... (859) 358-8359  
Fax: ..... (859) 622-5108  
Email: ..... kevin.britton@eku.edu  
Web site: ..... www.EKUSports.com  
Press Row Phone: ..... (859) 622-5908

### Team Information

Players Returning/Lost: ..... 8/6  
Starters Returning/Lost: ..... 2/3  
2011-12 Record/OVC (Finish): ..... 16-16/7-9 (8th)  
Postseason: ..... OVC Tournament First Round

All-Time Record: ..... 1,147-1,074 (.516)  
All-Time OVC Record: ..... 472-461 (.506)  
Joined OVC: ..... 1948

### OVC Regular Season Titles (6)

1953, 1959, 1961, 1965, 1972, 1979

### OVC Tournament Titles (5)

1950, 1955, 1979, 2005, 2007

### NCAA Tournament Appearances (7)

1953, 1959, 1965, 1972, 1979, 2005, 2007

## 2012-13 ROSTER

No.	Name	Pos.	Ht.	Wt.	Yr.	Hometown (Last School)
0	Glenn Cosey	G	6-0	182	Jr.	Flint, Mich. (Columbus State CC)
1	Willie Cruz	G	6-3	204	Sr.	Rochester, N.Y. (L'Anse Creuse (Mich.))
2	Corey Walden	G	6-2	206	So.	Daytona Beach, Fla. (Brevard CC)
3	Mike DiNunno	G	5-11	196	Sr.	Chicago, Ill. (Northern Illinois University)
4	Tommy Matthews	G	6-1	180	Fr.	Clinton, Md. (Surratsville)
11	Jaylen Babb-Harrison	G	6-4	187	Fr.	Ajax, Ontario (J. Clarke Richardson)
12	Marcus Lewis	G	6-4	185	Jr.	Streamwood, Ill. (South Suburban College)
15	Orlando Williams	G	6-4	189	Jr.	Cincinnati, Ohio (Miami (Ohio))
21	Robbie Stenzel	G	6-5	195	So.	Winchester, Ky. (George Rogers Clark)
22	Timmy Knipp	G	6-7	205	So.	Olive Hill, Ky. (Elliott County)
23	Ryan Parsons	G	6-2	197	Jr.	Morgantown, W.Va. (Morgantown)
24	Jeff Johnson	F	6-7	251	Jr.	Champaign, Ill. (Centennial)
33	Deverin Muff	F	6-8	212	So.	Strongsville, Ohio (Strongsville)
34	Tarius Johnson	G	6-5	187	Jr.	Jackson, Tenn. (Three Rivers CC)
42	Eric Stutz	F	6-8	225	So.	Newburgh, Ind. (Castle)

## COACHING STAFF

### Head Coach Jeff Neubauer

Alma Mater: ..... LaSalle, 1993  
Hometown: ..... Slidell, La.  
Family: ..... Wife - Karen

Career Record: ..... 118-102 (7 yrs.)

School Record: ..... same

OVC Record: ..... 71-59

OVC Tournament Appearances: ..... 7

NCAA Tournament Appearances: ..... 1

### Assistant Coaches

Austin Newton ..... 5th season (Eastern Kentucky, 2005)

Luke Strege ..... 2nd season (Wisconsin-LaCrosse, 1999)

Rodney Crawford ..... 1st season (Cincinnati, 2002)

Ryan Wiersma (Ops) .. 3rd season (Eastern Kentucky, 2009)

### Career Head Coaching Record

Year	School	Overall	Conf.	Year	School	Overall	Conf.
2005-06	Eastern Kentucky	16-14	11-9	2009-10	Eastern Kentucky	20-13	11-7
2006-07	Eastern Kentucky	21-12	13-7	2010-11	Eastern Kentucky	15-16	9-9
2007-08	Eastern Kentucky	14-16	10-10	2011-12	Eastern Kentucky	16-16	7-9
2008-09	Eastern Kentucky	18-13	10-8				

### Coach Neubauer Facts

Played point guard at LaSalle, helping the Explorers to a 30-2 record and NCAA Tournament berth his freshman season; in his four years, the team was 83-36 overall and made two NCAA Tournament and one NIT appearance...He was the team captain and an honorable mention All-Academic selection who graduated cum laude...Was an assistant coach at The Citadel (1993-96), Richmond (1996-02) and West Virginia (2002-05) before coaching at EKU...Coaching under John Beilein at WVU, helped the Mountaineers to the Elite 8 of the 2005 NCAA Tournament...In his second season with the Colonels, guided the team to a second place regular season finish, OVC Tournament Championship and an NCAA Tournament berth...Guided the Colonels to 20 wins and a berth in the College Basketball Invitational (CBI) in 2009-10.



## 2011-12 STATISTICS

PLAYER	GP-GS	MIN	AVG	TOTAL		3-POINTERS		FT-FTA	PCT	REBOUNDS				PF-FO	A	TO	BLK	STL	PTS-AVG
				FG-FGA	PCT	FG-FGA	PCT			OFF	DEF	TOT	AVG						
JONES, Jaron	32-32	1085	33.9	187-352	.531	24-64	.375	147-190	.774	55	87	142	4.4	86-2	59	60	8	46	545-17.0
Conference-Only	16-16	584	36.5	95-186	.511	10-32	.313	104-130	.800	31	47	78	4.9	46-2	34	33	3	22	304-19.0
JONES, Joshua	32-32	980	30.6	126-295	.427	56-147	.381	41-57	.719	21	100	121	3.8	76-2	43	49	4	41	349-10.9
Conference-Only	16-16	501	31.3	68-164	.415	28-79	.354	18-27	.667	18	49	67	4.2	43-2	19	26	2	16	182-11.4
DiNUNNO, Mike	32-30	914	28.6	106-265	.400	33-119	.277	60-74	.811	8	53	61	1.9	79-2	89	65	0	49	305-9.5
Conference-Only	16-16	461	28.8	56-127	.441	19-58	.328	27-36	.750	2	19	21	1.3	42-1	42	30	0	26	158-9.9
RIGGS, D'Mitri	30-25	867	28.9	80-218	.367	38-106	.358	52-67	.776	18	72	90	3.0	71-1	43	28	8	41	250-8.3
Conference-Only	14-13	432	30.9	38-106	.358	16-46	.348	33-43	.767	13	42	55	3.9	38-0	16	18	0	15	125-8.9
STUTZ, Eric	32-32	685	21.4	98-178	.551	2-7	.286	57-71	.803	56	89	145	4.5	77-2	21	44	15	12	255-8.0
Conference-Only	16-16	344	21.5	41-74	.554	1-3	.333	24-27	.889	24	42	66	4.1	37-1	7	21	5	6	107-6.7
JOHNSON, Jeff	32-0	565	17.7	46-120	.383	13-50	.260	19-34	.559	41	79	120	3.8	71-1	35	21	8	15	124-3.9
Conference-Only	16-0	284	17.8	14-43	.326	3-19	.158	10-19	.526	21	27	48	3.0	38-0	13	8	4	9	41-2.6
ALLGOOD, Jeff	32-4	437	13.7	35-90	.389	31-79	.392	10-13	.769	0	45	45	1.4	46-0	20	20	1	12	111-3.5
Conference-Only	16-2	231	14.4	16-51	.314	15-46	.326	2-4	.500	0	20	20	1.3	29-0	9	8	0	5	49-3.1
KNIPP, Timmy	31-4	353	11.4	35-101	.347	28-88	.318	5-9	.556	16	28	44	1.4	58-3	14	13	10	7	103-3.3
Conference-Only	15-0	152	10.1	17-49	.347	13-42	.310	4-7	.571	9	15	24	1.6	23-1	6	6	5	6	51-3.4
NEWBY, Jabs	30-0	356	11.9	19-62	.306	3-11	.273	10-20	.500	16	24	40	1.3	42-1	43	17	5	11	51-1.7
Conference-Only	16-0	212	13.3	12-35	.343	2-7	.286	3-8	.375	7	12	19	1.2	26-1	24	12	3	6	29-1.8
PARSONS, Ryan	6-0	6	1.0	2-4	.500	2-4	.500	0-0	.000	0	0	0	0.0	1-0	0	0	0	0	6-1.0
Conference-Only	2-0	1	0.5	0-1	.000	0-1	.000	0-0	.000	0	0	0	0.0	0-0	0	0	0	0	0-0.0
FILIPEK, Taylor	29-1	231	8.0	9-23	.391	0-0	.000	3-16	.188	10	24	34	1.2	22-0	10	13	0	3	21-0.7
Conference-Only	15-1	97	6.5	5-8	.625	0-0	.000	2-8	.250	3	11	14	0.9	7-0	4	5	0	1	12-0.8
STENZEL, Robbie	7-0	21	3.0	1-7	.143	1-6	.167	0-0	.000	0	3	3	0.4	0-0	1	0	0	2	3-0.4
Conference-Only	4-0	1	0.3	1-2	.500	1-2	.500	0-0	.000	0	0	0	0.0	0-0	1	0	0	0	3-0.8
<b>Total</b>	<b>32</b>			<b>744-1715</b>	<b>.434</b>	<b>231-681</b>	<b>.339</b>	<b>404-551</b>	<b>.733</b>	<b>289</b>	<b>652</b>	<b>941</b>	<b>29.4</b>	<b>629-14</b>	<b>378</b>	<b>346</b>	<b>59</b>	<b>239</b>	<b>2123-66.3</b>
Conference-Only	16			363-846	.429	108-335	.322	227-309	.735	149	309	458	28.6	329-8	175	174	22	112	1061-66.3
<b>Opponents</b>	<b>32</b>			<b>741-1619</b>	<b>.458</b>	<b>168-530</b>	<b>.317</b>	<b>467-683</b>	<b>.684</b>	<b>326</b>	<b>747</b>	<b>1073</b>	<b>33.5</b>	<b>496-7</b>	<b>423</b>	<b>431</b>	<b>106</b>	<b>171</b>	<b>2117-66.2</b>
Conference-Only	16			379-805	.471	89-257	.346	254-358	.709	166	369	535	33.4	258-3	215	211	42	80	1101-68.8

### Attendance

	<b>EKU</b>	<b>Opponents</b>
Total	26,750	44,704
Home Games/Avg.	14/1,911	15/2,765
Neutral Sites/Avg.	-	3/1,077

### Scoring By Period

	<b>1st</b>	<b>2nd</b>	<b>OT</b>	<b>Total</b>
Eastern Kentucky	941	1143	39	2123
Opponents	942	1138	37	2117

### Deadball Rebounds

	<b>Off.</b>	<b>Def.</b>	<b>Total</b>
Eastern Kentucky	74	18	92
Opponents	97	9	106

## 2011-12 RESULTS (16-16, 7-9 OVC – Home: 11-3, Away: 4-11, Neutral: 1-2)

### NOVEMBER

<b>2</b>	<b>URBANA (exhibition)</b>	<b>W, 70-59</b>
7	at Mississippi State <sup>1</sup>	L, 76-66
12	at Winthrop	W, 71-59
14	at Presbyterian	L, 78-50
18	at Liberty <sup>2</sup>	W, 73-65
19	vs. William & Mary <sup>2</sup>	W, 63-44
20	vs. Lehigh <sup>2</sup>	L, 76-51
27	at Norfolk State	L, 70-63
29	at Delaware State	L, 57-43

### DECEMBER

<b>3</b>	<b>BRESCIA</b>	<b>W, 107-43</b>
<b>6</b>	<b>NORTH CAROLINA CENTRAL</b>	<b>W, 75-62</b>
<b>10</b>	<b>GEORGIA SOUTHERN</b>	<b>W, 63-59</b>
17	at Jacksonville State*	W, 59-53
20	at Arkansas	L, 71-57
<b>29</b>	<b>AUSTIN PEAY*</b>	<b>W, 67-65</b>
<b>31</b>	<b>TENNESSEE STATE*</b>	<b>W, 73-68</b>

### JANUARY

4	at #18 Murray State*	L, 76-67
<b>7</b>	<b>SOUTHEAST MISSOURI*</b>	<b>W, 63-59</b>
12	at Austin Peay*	L, 80-65
14	at Morehead State*	L, 57-54
<b>19</b>	<b>UT MARTIN*</b>	<b>W, 86-78 (2ot)</b>

<b>22</b>	<b>LONGWOOD</b>	<b>W, 78-71</b>
<b>26</b>	<b>TENNESSEE TECH*</b>	<b>L, 82-65</b>
28	at Tennessee State*	L, 91-85 (2ot)

### FEBRUARY

2	at Eastern Illinois*	W, 47-43
4	at SIUE* (OVCsports.TV)	L, 80-74
<b>7</b>	<b>MID-CONTINENT</b>	<b>W, 59-41</b>
<b>11</b>	<b>MOREHEAD STATE*</b>	<b>L, 58-45</b>
15	at Tennessee Tech*	L, 74-67
<b>18</b>	<b>IPFW <sup>3</sup></b>	<b>W, 78-69</b>
<b>23</b>	<b>SIUE*</b>	<b>L, 63-58</b>
<b>25</b>	<b>EASTERN ILLINOIS*</b>	<b>W, 86-74</b>
29	vs. Southeast Missouri <sup>4</sup>	L, 75-65

<sup>1</sup> 2K Sports Classic (campus sites)

<sup>2</sup> 2K Sportos Classic (Lynchburg, Va.)

<sup>3</sup> Sears BracketBusters

<sup>4</sup> OVC Tournament (Nashville, Tenn.)

\* Ohio Valley Conference Game

Home Games in Bold



**Mike DiNunno**  
Senior • Guard  
9.5 ppg, 1.9 rpg, 1.5 spg in 2011-12



## 2012-13 SCHEDULE

### NOVEMBER

1	WILLIAM CAREY (exhibition)	7:00 p.m.
5	WEST GEORGIA (exhibition)	7:45 p.m.
9	REINHARDT	7:00 p.m.
11	EASTERN MICHIGAN	2:00 p.m.
15	ALABAMA A&M	7:00 p.m.
17	at UNLV	9:00 p.m.
19	at Oregon	10:00 p.m.
23	vs. Northern Arizona <sup>1</sup>	TBA
24	vs. Campbell/North Carolina A&T <sup>1</sup>	TBA

### DECEMBER

1	at Alcorn State	TBA
11	MARTIN METHODIST	7:00 p.m.
15	at Presbyterian	6:00 p.m.
18	at Nebraska	8:00 p.m.
29	TENNESSEE TECH*	4:30 p.m.
31	at UT Martin*	7:30 p.m.

### JANUARY

3	BELMONT*	7:00 p.m.
5	TENNESSEE STATE*	4:30 p.m.
10	at SIUE*	7:00 p.m.
12	at Eastern Illinois*	6:00 p.m.
17	at Tennessee State*	7:00 p.m.
19	EASTERN KENTUCKY*	3:30 p.m.
24	AUSTIN PEAY*	7:00 p.m.
26	MURRAY STATE*	4:30 p.m.

### FEBRUARY

2	MOREHEAD STATE*	4:30 p.m.
9	at Tennessee Tech*	7:30 p.m.
14	at Morehead State*	6:00 p.m.
16	at Eastern Kentucky*	6:00 p.m.
20	SOUTHEAST MISSOURI*	7:00 p.m.
23	at TBD <sup>2</sup>	TBA

### MARCH

2	at Belmont*	4:00 p.m.
---	-------------	-----------

<sup>1</sup> Global Sports Tournament (Las Vegas, Nev.)

<sup>2</sup> ESPN Sears BracketBusters

\* Ohio Valley Conference Game

Home Games in Bold

All Times Central and Subject to Change

## TEAM NOTES

• Due to historic NCAA APR penalties, Jacksonville State is ineligible to participate in the NCAA Tournament this season. Due to that face the Gamecocks are not eligible to win the OVC regular season or tournament championships in 2012-13.

• The Gamecocks are coming off of just their second OVC Tournament win in program history and return all but one player from that postseason roster.

• Jacksonville State finished the 2011-12 season with a 9-3 run that got them to .500 in league play and advanced them into the quarterfinals of the OVC Tournament with a first-round win over preseason favorite Austin Peay.

• JSU returns its top two scorers from a year ago in Brian Williams (13.2 ppg) and Tarvin Gaines (10.9 ppg). The Gamecocks also return 83 percent (53.7 of 64.9 ppg) of their scoring from a year ago and 70 percent (23.2 of 33.0 rpg) of their rebounding.

# JACKSONVILLE STATE GAMECOCKS

### Basic Information

Location: ..... Jacksonville, Ala.  
Enrollment: ..... 9,504  
Founded: ..... 1883  
Nickname: ..... Gamecocks  
Colors: ..... Red and White  
President: ..... Dr. William Meehan  
Athletic Director: ..... Warren Koegel  
Arena: ..... Pete Mathews Coliseum (5,500)

### Media Relations

Men's Basketball Contact: ..... Josh Underwood  
Office Phone: ..... (256) 782-5915  
Cell Phone: ..... (256) 453-0545  
Fax: ..... (256) 782-5958  
Email: ..... underwood@jsu.edu  
Web site: ..... www.JSUGamecockSports.com  
Press Row Phone: ..... (256) 782-5528

### Team Information

Players Returning/Lost: ..... 7/5  
Starters Returning/Lost: ..... 4/1  
2011-12 Record/OVC (Finish): .. 15-18/8-8 (6th/tie)  
Postseason: ... OVC Tournament Quarterfinals

All-Time Record: ..... 1,169-732 (.615)  
All-Time OVC Record: ..... 56-106 (.346)  
Joined OVC: ..... 2003

### OVC Regular Season Titles

none

### OVC Tournament Titles

none

### NCAA Tournament Appearances

none

## 2012-13 ROSTER

No.	Name	Pos.	Ht.	Wt.	Yr.	Hometown (Last School)
0	Giovanni Smith	G	6-1	190	Jr.	Manchester, Jamaica (Meridian CC)
2	Ronnie Boggs	G	6-4	172	Sr.	Kansas City, Mo. (Moberly Area CC)
3	Alex Anderson	G	5-11	175	Fr.	Memphis, Tenn. (East)
4	Tarvin Gaines	F	6-6	225	Sr.	West Memphis, Ark. (Lawson State CC)
5	Mason Leggett	G	6-0	180	Sr.	Zachary, La. (Southeastern CC)
10	Gus Klaus	G	6-1	175	Fr.	Jackson, Mo. (Saxony Lutheran)
11	Darion Rackley	G	6-2	160	So.	St. Louis, Mo. (Christian Brothers High)
13	Chris Deanes	G	5-11	175	Fr.	Memphis, Tenn. (Christian Brothers High)
14	Rinaldo Mafra	F	6-7	220	Sr.	Recife, Brazil (Southeastern CC)
15	Rico Sanders	G	6-2	180	Jr.	College Park, Ga. (South Alabama)
21	Brian Williams	G	6-1	185	Jr.	Lawrenceville, Ga. (Central Gwinnett)
22	Mike Louder	F	6-9	185	Fr.	Henderson, Nev. (Coronado)
24	Darius Moore	F	6-8	252	Fr.	Memphis, Tenn. (Melrose)
31	Teraes Clemmons	G/F	6-6	200	Jr.	Mt. Juliet, Tenn. (NW Florida St. College)
32	Joe Kuligoski	G/F	6-5	205	Fr.	Orland Park, Ill. (Sandburg)
33	Nick Cook	F	6-6	220	Jr.	Hattiesburg, Miss. (Hattiesburg)

## COACHING STAFF

### Head Coach James Green

Alma Mater: ..... Mississippi, 1983  
Hometown: ..... Ingomar, Miss.  
Family: ..... Children - Bryan

Career Record: ..... 209-239 (15 yrs.)  
School Record: ..... 42-79 (4 yrs.)  
OVC Record: ..... 20-32  
OVC Tournament Appearances: ..... 2  
NCAA Tournament Appearances: ..... 1

### Assistant Coaches

Tom Schuberth ..... 3rd season (Mississippi State, 1980)  
Reggie Sharp ..... 2nd season (Auburn, 2001)  
Eugene Harris ..... 1st season (Florida State, 1979)



### Career Head Coaching Record

Year	School	Overall	Conf.	Year	School	Overall	Conf.
1996-97	Southern Miss	12-15	6-8	2003-04	Southern Miss	13-13	6-10
1997-98	Southern Miss	22-11	9-7	2005-06	Miss. Valley State	9-19	9-9
1998-99	Southern Miss	14-16	6-10	2006-07	Miss. Valley State	18-16	13-5
1999-00	Southern Miss	17-12	7-9	2007-08	Miss. Valley State	17-16	12-5
2000-01	Southern Miss	22-9	11-5	2008-09	Jacksonville State	11-17	5-13
2001-02	Southern Miss	10-17	4-12	2009-10	Jacksonville State	11-19	7-11
2002-03	Southern Miss	13-16	5-11	2010-11	Jacksonville State	5-25	3-15
2002-03	Southern Miss	13-16	5-11	2011-12	Jacksonville State	15-18	8-8

### Coach Green Facts

Was named the 10th head coach in Jacksonville State history on April 19, 2008... Came to JSU after three seasons at Mississippi Valley State, where he led the Delta Devils to the SWAC Championship and NCAA Tournament berth in 2008... Prior to MVSU, coached for eight seasons at Southern Miss, where he led the team to a C-USA Championship and pair of NIT appearances... Has also been an assistant coach at Iowa State (1994-96), Alabama (1992-94), Texas A&M (1988-90) and Idaho (1988-90)... Played collegiately at Ole Miss.

## 2011-12 STATISTICS

PLAYER	GP-GS	MIN	TOTAL			3-POINTERS			REBOUNDS											PTS-AVG
			AVG	FG-FGA	PCT	FG-FGA	PCT	FT-FTA	PCT	OFF	DEF	TOT	AVG	PF-FO	A	TO	BLK	STL		
WILLIAMS, Brian	33-33	1167	35.4	165-408	.404	57-167	.341	49-77	.636	13	81	94	2.8	58-0	103	60	8	44	436-13.2	
Conference-Only	16-16	580	36.2	81-200	.405	26-79	.329	30-48	.625	6	41	47	2.9	34-0	48	28	4	16	218-13.6	
GAINES, Tarvin	31-17	743	24.0	112-255	.439	25-95	.263	90-114	.789	49	83	132	4.3	99-5	12	33	29	12	339-10.9	
Conference-Only	15-9	349	23.3	48-117	.410	7-40	.175	39-44	.886	20	37	57	3.8	51-3	7	18	18	6	142-9.5	
HALL, Stephen	18-14	495	27.5	59-152	.388	8-31	.258	45-65	.692	32	69	101	5.6	55-2	11	33	7	14	171-9.5	
Conference-Only	6-5	167	27.8	17-50	.340	2-7	.286	15-23	.652	11	21	32	5.3	20-0	2	8	4	5	51-8.5	
RACKLEY, Darion	32-4	635	19.8	68-177	.384	23-95	.242	88-121	.727	20	35	55	1.7	57-0	51	38	9	34	247-7.7	
Conference-Only	15-2	343	22.9	37-100	.370	13-54	.241	46-63	.730	11	22	33	2.2	26-0	35	20	7	10	133-8.9	
BOGGS, Ronnie	33-25	905	27.4	96-177	.542	7-25	.280	45-59	.763	60	90	150	4.5	80-4	54	48	9	43	244-7.4	
Conference-Only	16-16	516	32.2	63-108	.583	5-16	.313	22-27	.815	34	42	76	4.8	42-2	28	27	4	30	153-9.6	
COOK, Nick	33-23	679	20.6	78-145	.538	0-1	.000	43-81	.531	66	93	159	4.8	83-1	34	38	48	17	199-6.0	
Conference-Only	16-16	409	25.6	53-89	.596	0-1	.000	25-44	.568	36	50	86	5.4	46-1	24	20	32	9	131-8.2	
LEGGETT, Mason	31-16	594	19.2	55-141	.390	7-25	.280	47-66	.712	16	60	76	2.5	39-0	41	57	4	28	164-5.3	
Conference-Only	14-5	228	16.3	20-46	.435	5-11	.455	15-23	.652	4	23	27	1.9	14-0	16	22	0	11	60-4.3	
WHITE, Grant	33-15	470	14.2	40-103	.388	10-41	.244	31-53	.585	9	30	39	1.2	39-1	30	54	0	9	121-3.7	
Conference-Only	16-10	257	16.1	21-63	.333	4-25	.160	19-29	.655	8	12	20	1.3	19-1	21	25	0	6	65-4.1	
MAFRA, Rinaldo	31-8	420	13.5	39-86	.453	0-0	.000	22-44	.500	23	57	80	2.6	70-2	7	26	10	10	100-3.2	
Conference-Only	14-0	157	11.2	12-27	.444	0-0	.000	6-14	.429	9	21	30	2.1	27-1	2	6	3	3	30-2.1	
WAITERS, Dion	24-7	385	16.0	22-63	.349	0-13	.000	33-47	.702	22	42	64	2.7	46-2	46	30	1	29	77-3.2	
Conference-Only	10-1	189	18.9	15-37	.405	0-5	.000	21-30	.700	14	20	34	3.4	21-0	25	13	1	14	51-5.1	
BOUGHER, Frankie	16-3	152	9.5	14-53	.264	7-40	.175	10-15	.667	8	11	19	1.2	9-0	10	11	0	3	45-2.8	
Conference-Only	3-0	30	10.0	4-12	.333	1-8	.125	0-1	.000	2	1	3	1.0	2-0	2	0	0	2	9-3.0	
TURNER, Terrence	1-0	5	5.0	0-1	.000	0-0	.000	0-0	.000	0	0	0	0.0	1-0	0	1	0	0	0-0.0	
Conference-Only	0-0	0	0.0	0-0	.000	0-0	.000	0-0	.000	0	0	0	0.0	0-0	0	0	0	0	0-0.0	
Total	33			748-1761	.425	144-533	.270	503-742	.678	387	703	1090	33.0	636-17	399	443	125	243	2143-64.9	
Conference-Only	16			371-849	.437	63-246	.256	238-346	.688	188	318	506	31.6	302-8	210	196	73	112	1043-65.2	
Opponents	33			701-1624	.432	139-434	.320	565-800	.706	337	768	1105	33.5	633-15	403	495	120	211	2106-63.8	
Conference-Only	16			331-765	.433	55-175	.314	287-379	.757	156	356	512	32.0	297-8	189	222	46	92	1004-62.8	

### Attendance

	JSU	Opponents
Total	15,370	55,108
Home Games/Avg.	13/1,182	13/2,408
Neutral Sites/Avg.	-	7/3,401

### Scoring By Period

	1st	2nd	OT	Total
Jacksonville State	1001	1130	12	2143
Opponents	946	1138	22	2106

### Deadball Rebounds

	Off.	Def.	Total
Jacksonville State	91	8	99
Opponents	110	6	116

## 2011-12 RESULTS (15-18, 8-8 OVC – Home: 9-4, Away: 3-10, Neutral: 3-4)

### NOVEMBER

3	WEST GEORGIA (exh.)	W, 77-66
7	OAKWOOD (exhibition)	W, 77-57
11	MILES COLLEGE	W, 87-64
13	at Marshall	L, 58-44
15	at #20 Cincinnati	L, 73-59
19	ALABAMA STATE	W, 78-65
25	at Northwestern State	L, 66-61 (ot)
27	vs. Weber State <sup>1</sup>	L, 69-61
28	vs. San Francisco State <sup>1</sup>	L, 71-68

### DECEMBER

1	at USC Upstate	L, 50-48
10	vs. Southern <sup>2</sup>	W, 55-50
11	at Tulane <sup>2</sup>	L, 59-51
17	EASTERN KENTUCKY*	L, 59-53
19	REINHARDT COLLEGE	W, 81-75
28	vs. Arkansas-Pine Bluff <sup>3</sup>	W, 78-55
29	vs. Colorado State <sup>3</sup>	L, 79-56
31	at SIUE (OVCSports.TV)	L, 66-61

### JANUARY

2	at Southeast Missouri*	L, 74-56
5	MOREHEAD STATE*	L, 63-55
7	TENNESSEE STATE*	W, 72-65
12	at #14 Murray State*	L, 66-55

14	at Austin Peay*	L, 60-57
19	at Tennessee Tech*	W, 63-62
26	EASTERN ILLINOIS*	W, 63-45
28	SIUE*	W, 76-65
30	USC UPSTATE	L, 82-77

### FEBRUARY

2	at UT Martin*	W, 85-74
4	TENNESSEE TECH*	L, 76-68
8	at Morehead State*	W, 69-55
14	at Tennessee State*	L, 69-64 (ot)
18	PRESBYTERIAN <sup>4</sup>	W, 67-48
23	SOUTHEAST MISSOURI*	W, 69-59
25	UT MARTIN*	W, 77-46
29	vs. Austin Peay <sup>5</sup>	W, 75-70

### MARCH

1	vs. Morehead State <sup>5</sup>	L, 68-54
---	---------------------------------	----------

<sup>1</sup> St. Mary's Classic (Moraga, Calif.)

<sup>2</sup> Skip Prosser Tournament (New Orleans, La.)

<sup>3</sup> Don Haskins Sun Bowl Invite (El Paso, Texas)

<sup>4</sup> Sears BracketBusters

<sup>5</sup> OVC Tournament (Nashville, Tenn.)

\* Ohio Valley Conference Game

Home Games in Bold



**Brian Williams**  
Junior • Guard

13.2 ppg, 2.8 rpg, 3.1 apg, 1.3 spg in 2011-12



# MOREHEAD STATE EAGLES

## 2012-13 SCHEDULE

### NOVEMBER

3	ST. CATHARINE (KY.) (exh.)	6:30 p.m.
9	at LIU Brooklyn <sup>1</sup>	4:45 p.m.
12	at Maryland <sup>1</sup>	7:00 p.m.
15	ALICE LLOYD (KY.)	6:00 p.m.
18	LAFAYETTE <sup>1</sup>	1:00 p.m.
21	at Kentucky <sup>1</sup> (FOX Sports South)	6:00 p.m.
26	NORFOLK STATE	6:00 p.m.
28	at Marshall	6:00 p.m.

### DECEMBER

1	at Wright State	1:00 p.m.
5	NORTH DAKOTA STATE	6:00 p.m.
8	INDIANA STATE	1:00 p.m.
19	at South Dakota	7:00 p.m.
21	at North Dakota State	7:00 p.m.
28	SOUTHERN MISS	6:30 p.m.
30	UNION (KY.)	1:00 p.m.

### JANUARY

3	SIUE*	6:00 p.m.
5	EASTERN ILLINOIS*	6:30 p.m.
9	at Austin Peay*	7:00 p.m.
12	at Eastern Kentucky*	6:00 p.m.
17	at Southeast Missouri*	7:00 p.m.
19	at UT Martin*	6:00 p.m.
24	BELMONT*	6:00 p.m.
26	TENNESSEE STATE*	6:30 p.m.
31	at Belmont*	7:00 p.m.

### FEBRUARY

2	at Jacksonville State*	4:30 p.m.
9	EASTERN KENTUCKY*	6:30 p.m.
14	JACKSONVILLE STATE*	6:00 p.m.
16	TENNESSEE TECH*	6:30 p.m.
20	MURRAY STATE*	6:00 p.m.
23	at TBD <sup>2</sup>	TBA
28	at Tennessee State* (ESPNU)	6:00 p.m.

### MARCH

2	at Tennessee Tech*	7:30 p.m.
6-9	OVC Tournament <sup>3</sup>	TBD

<sup>1</sup> Barclay's Center Classic (various sites)

<sup>2</sup> ESPN Sears BracketBusters

<sup>3</sup> OVC Tournament (Municipal Auditorium - Nashville, Tenn.)

\* Ohio Valley Conference Game

**Home Games in Bold**

All Times Central and Subject to Change

## TEAM NOTES

• Morehead State returns six letterwinners for the 2012-13 season. Junior forward Drew Kelly is the Eagles' top returning scorer at 10.8 per contest.

• MSU's 31-game regular-season slate features 13 dates against postseason teams from a year ago, including eight-time NCAA national champion Kentucky.

• Morehead State has added 13 newcomers to the program for the 2012-13 campaign. The list includes three true freshmen and 10 transfers.

• Sean Woods, who previously spent time with five Division I men's basketball programs, is the 13th head coach in Morehead State history. Woods led Mississippi Valley State to a Southwestern Athletic Conference championship and NCAA Tournament appearance in 2011-12.

### Basic Information

Location: ..... Morehead, Ky.  
Enrollment: ..... 10,215  
Founded: ..... 1887  
Nickname: ..... Eagles  
Colors: ..... Blue and Gold  
President: ..... Dr. Wayne D. Andrews  
Athletic Director: ..... Brian Hutchinson  
Arena (Capacity): ..... Ellis T. Johnson Arena (6,500)

### Media Relations

Men's Basketball Contact: ..... Matt Segal  
Office Phone: ..... (606) 783-2557  
Cell Phone: ..... (317) 501-3627  
Fax: ..... (606) 783-2550  
Email: ..... m.segal@moreheadstate.edu  
Web site: ..... www.MSUEagles.com  
Press Row Phone: ..... (606) 783-2500

### Team Information

Players Returning/Lost: ..... 6/8  
Starters Returning/Lost: ..... 3/2  
2011-12 Record/OVC (Finish): ..... 18-15/10-6 (3rd)  
Postseason: ..... OVC Tournament Semifinals  
All-Time Record: ..... 1,058-992 (.516)  
All-Time OVC Record: ..... 437-468 (.483)  
Joined OVC: ..... 1948

### OVC Regular Season Titles (9)

1956, 1957, 1961, 1963, 1969, 1972, 1974, 1984, 2003

### OVC Tournament Titles (4)

1983, 1984, 2009, 2011

### NCAA Tournament Appearances (7)

1956, 1957, 1961, 1983, 1984, 2009, 2011

## 2012-13 ROSTER

No.	Name	Pos.	Ht.	Wt.	Yr.	Hometown (Last School)
00	Drew Kelly	F	6-7	235	R-Jr.	Franklin, Tenn. (Miami University)
1	Kahlil Owens	F	6-7	250	Sr.	Pensacola, Fla. (NW Florida St. College)
2	Devon Atkinson	G	6-1	175	Sr.	Farmville, N.C. (Brunswick CC)
3	Maurice Lewis-Briggs	F	6-8	215	Jr.	Norristown, Pa. (CC of Beaver County)
4	Jarrett Stokes	G	6-1	170	R-Jr.	Smyrna, Ga. (Georgia Perimeter College)
11	Taariq Muhammad	G	6-2	170	R-Jr.	Norcross, Ga. (Blinn College)
12	Bakari Turner	G	6-4	190	Jr.	Plano, Texas (Cedar Valley College)
14	Jared Ravenscraft	G	6-2	195	So.	Morehead, Ky. (Kentucky Christian Univ.)
15	Jordan Percell	F	6-7	230	So.	Campbellsville, Ky. (Campbellsville)
20	Chad Posthumus	C	6-11	270	R-Jr.	Winnipeg, Manitoba (Howard CC)
21	Bruce Reed	F	6-7	200	R-Jr.	Olathe, Kan. (Hutchinson CC)
22	Angelo Warner	G	6-3	200	So.	Orlando, Fla. (Jones)
24	Milton Chavis	F	6-6	210	Sr.	Raleigh, N.C. (Kilgore College)
25	Karam Mashour	F	6-6	210	Jr.	Nazareth, Israel (UNLV)
30	Jourdan Stickler	G	6-4	190	Fr.	Annapolis, Md. (Annapolis)
32	Brent Arrington	G	6-2	180	So.	Halethorpe, Md. (Mississippi Valley State)
33	Sawyer Williams	F	6-8	200	Fr.	Owenton, Ky. (Owen County)
40	Cordell James	G	6-1	175	Fr.	Chattanooga, Tenn. (McCallie Prep)
42	Jason Holmes	F	6-9	225	R-Sr.	Elk Grove, Ill. (Mississippi Valley State)

## COACHING STAFF

### Head Coach Sean Woods

**Alma Mater:** ..... Kentucky, 1992

**Hometown:** ..... Indianapolis, Ind.

**Family:** ..... Wife - Dashaynia

..... Children - Martiese, DeSean

**Career Record:** ..... 50-80 (4 yrs.)

**School Record:** ..... First season

**OVC Record:** ..... 0-0

**OVC Tournament Appearances:** ..... 0

**NCAA Tournament Appearances:** ..... 1

### Assistant Coaches

Dylan Howard ..... 1st season (UAB, 1992)

Brian "B.J." Ellis ..... 1st season (West Florida, 2005)

Beau Braden ..... 2nd season (Centre College, 2009)



### Career Head Coaching Record

Year	School	Overall	Conf.	Year	School	Overall	Conf.
2008-09	Mississippi Valley State	7-25	7-11	2010-11	Mississippi Valley State	13-19	12-6
2009-10	Mississippi Valley State	9-23	8-10	2011-12	Mississippi Valley State	21-13	17-1

### Coach Woods Facts

Was named the 13th head coach in Morehead State history on May 11, 2012...Came to Morehead State after four seasons as head coach at Mississippi Valley State...At MVSU helped the Delta Devils improve by 14 overall and 10 conference wins from his first to fourth season...In his final season at MVSU (2011-12), led the team to a 21-13 overall and 17-1 SWAC record and berth in the NCAA Tournament...Prior to being a head coach, served as an assistant coach at High Point (2003-05), Texas A&M-Corpus Christi (2005-06) and TCU (2006-08)...Played for Rick Pitino at the University of Kentucky (1989-92) and was a member to the "Unforgettables" that advanced to the 1992 East Regional Final against Duke.

## 2011-12 STATISTICS

PLAYER	GP-GS	MIN	AVG	TOTAL		3-POINTERS		FT-FTA	PCT	REBOUNDS				PF-FO	A	TO	BLK	STL	PTS-AVG
				FG-FGA	PCT	FG-FGA	PCT			OFF	DEF	TOT	AVG						
HILL, Terrance	15-15	436	29.1	66-163	.405	30-79	.380	38-45	.844	3	29	32	2.1	28-0	35	35	1	20	200-13.3
Conference-Only	2-2	54	27.0	7-18	.389	3-9	.333	7-9	.778	0	6	6	3.0	2-0	3	4	1	3	24-12.0
KELLY, Drew	33-32	820	24.8	111-240	.463	9-36	.250	104-136	.765	62	98	160	4.8	115-7	34	52	5	30	335-10.2
Conference-Only	16-16	436	27.3	67-119	.563	5-19	.263	70-87	.805	36	56	92	5.8	55-3	15	27	3	15	209-13.1
PROFFITT, Ty	33-33	1023	31.0	101-245	.412	54-143	.378	72-90	.800	11	66	77	2.3	52-0	61	51	0	22	328-9.9
Conference-Only	16-16	511	31.9	46-121	.380	22-73	.301	34-41	.829	7	39	46	2.9	26-0	24	25	0	13	148-9.3
HOLDEN, Marsell	32-8	690	21.6	83-230	.361	73-193	.378	31-34	.912	9	37	46	1.4	36-0	24	41	3	27	270-8.4
Conference-Only	15-3	341	22.7	39-112	.348	38-96	.396	11-13	.846	3	18	21	1.4	21-0	11	20	1	13	127-8.5
CHAVIS, Milton	32-4	613	19.2	107-202	.530	3-5	.600	36-55	.655	56	79	135	4.2	64-3	17	65	13	28	253-7.9
Conference-Only	15-3	291	19.4	45-83	.542	0-1	.000	17-23	.739	20	26	46	3.1	32-2	10	30	6	14	107-7.1
WARNER, Angelo	33-16	679	20.6	54-149	.362	24-74	.324	67-89	.753	46	101	147	4.5	63-0	42	48	5	36	199-6.0
Conference-Only	16-9	360	22.5	30-85	.353	13-41	.317	26-38	.684	18	58	76	4.8	31-0	28	25	2	19	99-6.2
OWENS, Kahlil	30-11	439	14.6	55-89	.618	0-0	.000	21-42	.500	56	87	143	4.8	72-3	9	32	7	20	131-4.4
Conference-Only	14-2	210	15.0	34-51	.667	0-0	.000	8-16	.500	23	44	67	4.8	31-1	5	16	4	6	76-5.4
AUSTIN, Lamont	31-25	800	25.8	42-115	.365	15-45	.333	36-42	.857	18	46	64	2.1	77-3	98	61	2	44	135-4.4
Conference-Only	16-16	500	31.3	26-80	.325	6-28	.214	26-31	.839	10	30	40	2.5	48-3	57	33	0	27	84-5.3
MATHIEU, Deandre	29-9	372	12.8	31-70	.443	5-9	.556	16-24	.667	4	27	31	1.1	33-0	43	38	0	26	83-2.9
Conference-Only	13-5	161	12.4	17-33	.515	5-7	.714	7-10	.700	3	10	13	1.0	16-0	20	16	0	13	46-3.5
BAILEY, Will	23-0	138	6.0	17-37	.459	1-5	.200	16-26	.615	15	13	28	1.2	15-0	3	10	0	6	51-2.2
Conference-Only	12-0	81	6.8	9-20	.450	1-2	.500	6-10	.600	6	8	14	1.2	10-0	1	4	0	1	25-2.1
ATKINSON, Devon	26-3	226	8.7	17-40	.425	1-9	.111	3-4	.750	3	16	19	0.7	16-0	22	18	0	11	38-1.5
Conference-Only	15-2	127	8.5	8-21	.381	0-6	.000	0-1	.000	1	9	10	0.7	8-0	11	10	0	3	16-1.1
FERGUSON, Dionte	18-0	117	6.5	9-22	.409	0-1	.000	6-10	.600	12	11	23	1.3	21-1	5	13	4	7	24-1.3
Conference-Only	6-0	18	3.0	1-1	1.000	0-0	.000	0-0	.000	1	0	1	0.2	7-0	0	2	0	1	2-0.3
PERCELL, Jordan	31-9	239	7.7	8-19	.421	0-0	.000	7-11	.636	10	12	22	0.7	22-0	1	9	1	4	23-0.7
Conference-Only	15-6	110	7.3	3-6	.500	0-0	.000	0-1	.000	3	3	6	0.4	8-0	0	5	1	1	6-0.4
DREW, Jeff	2-0	8	4.0	0-0	.000	0-0	.000	0-0	.000	0	0	0	0.0	3-0	0	2	1	1	0-0.0
Conference-Only	0-0	0	0.0	0-0	.000	0-0	.000	0-0	.000	0	0	0	0.0	0-0	0	0	0	0	0-0.0
<b>Total</b>	<b>33</b>			<b>701-1621</b>	<b>.432</b>	<b>215-599</b>	<b>.359</b>	<b>453-608</b>	<b>.745</b>	<b>365</b>	<b>658</b>	<b>1023</b>	<b>31.0</b>	<b>618-17</b>	<b>394</b>	<b>493</b>	<b>42</b>	<b>282</b>	<b>2070-62.7</b>
Conference-Only	16			332-750	.443	93-282	.330	212-280	.757	162	322	484	30.3	295-9	185	228	18	129	969-60.6
<b>Opponents</b>	<b>33</b>			<b>675-1521</b>	<b>.444</b>	<b>223-654</b>	<b>.341</b>	<b>445-638</b>	<b>.697</b>	<b>299</b>	<b>639</b>	<b>938</b>	<b>28.4</b>	<b>572-7</b>	<b>476</b>	<b>527</b>	<b>100</b>	<b>225</b>	<b>2018-61.2</b>
Conference-Only	16			307-717	.428	96-288	.333	223-316	.706	141	291	432	27.0	263-3	207	233	44	105	933-58.3

<u>Attendance</u>	<u>MOR</u>	<u>Opponents</u>	<u>Scoring By Period</u>				<u>Deadball Rebounds</u>				
Total	29,136	63,589		<u>1st</u>	<u>2nd</u>	<u>OT</u>	<u>Total</u>	<u>Off.</u>	<u>Def.</u>	<u>Total</u>	
Home Games/Avg.	13/2,241	15/2,802	Morehead State	912	1158	-	2070	Morehead State	60	11	71
Neutral Sites/Avg.	-	5/4,312	Opponents	922	1096	-	2018	Opponents	71	11	82

## 2011-12 RESULTS (18-15, 10-6 OVC – Home: 9-4, Away: 6-9, Neutral: 3-2)

### NOVEMBER

3	MOUNTAIN STATE (exh.)	L, 84-69
9	ST. CATHARINE (exh.)	W, 89-54
13	at North Carolina State <sup>1</sup>	L, 91-61
15	at College of Charleston	L, 72-57
17	ASBURY	W, 100-48
22	vs. West Virginia <sup>2</sup>	L, 83-48
25	vs. West Alabama <sup>3</sup>	W, 61-52
26	vs. Princeton <sup>3</sup>	W, 68-56
27	at Bucknell <sup>3</sup>	L, 54-50

### DECEMBER

1	at Kent State	L, 83-63
4	MID-CONTINENT	W, 83-57
7	ILLINOIS STATE	L, 78-73
10	SOUTH DAKOTA	L, 57-56
19	at Binghamton	W, 64-45
23	BALL STATE	W, 62-54
28	at Southeast Missouri*	L, 67-51
31	AUSTIN PEAY*	W, 68-64

### JANUARY

5	at Jacksonville State*	W, 63-55
7	at Tennessee Tech*	L, 66-55
11	at Tennessee State*	L, 77-72
14	EASTERN KENTUCKY*	W, 57-54

18	#10 MURRAY STATE*	L, 66-60
21	UT MARTIN*	W, 62-56
24	at Norfolk State	W, 75-69
28	TENNESSEE TECH*	W, 56-50

### FEBRUARY

2	at SIUE*	L, 61-53
4	at Eastern Illinois*	W, 56-55
8	JACKSONVILLE STATE*	L, 69-55
11	at Eastern Kentucky*	W, 58-45
15	at Austin Peay*	W, 52-48
18	at Bowling Green <sup>4</sup>	L, 73-60
23	EASTERN ILLINOIS*	W, 75-39
25	SIUE* (OVCSports.TV)	W, 76-61

### MARCH

1	vs. Jacksonville State <sup>5</sup>	W, 68-54
2	vs. Tennessee State <sup>5</sup>	L, 59-52

<sup>1</sup> TicketCity Legends Classic (Raleigh, N.C.)

<sup>2</sup> Played in Charleston, W.Va.

<sup>3</sup> TicketCity Legends Classic (Lewisburg, Pa.)

<sup>4</sup> Sears BracketBusters

<sup>5</sup> OVC Tournament (Nashville, Tenn.)

\* Ohio Valley Conference Game

Home Games in Bold



**Drew Kelly**  
Junior • Forward  
10.2 ppg, 4.8 rpg in 2011-12

## 2012-13 SCHEDULE

6	<b>FREED-HARDEMAN (exh.)</b>	<b>7:00 p.m.</b>
9	<b>BRESCIA</b>	<b>7:30 p.m.</b>
15	vs. Auburn <sup>1</sup> (ESPN3)	7:00 p.m.
16	vs. St. John's/Charleston <sup>1</sup> (ESPN3)	4:30/6:30 p.m.
18	vs. TBD <sup>1</sup>	TBA
24	<b>OLD DOMINION (ESPN3)</b>	<b>7:00 p.m.</b>
26	at Lipscomb	6:30 p.m.

4	<b>BETHEL</b>	<b>7:00 p.m.</b>
8	at Evansville	1:05 p.m.
16	<b>WESTERN KENTUCKY</b>	<b>2:00 p.m.</b>
19	at Arkansas State	7:35 p.m.
22	at Dayton (CBS Sports Network)	11:00 a.m.
29	<b>VALPARAISO (ESPN3)</b>	<b>2:00 p.m.</b>

3	at UT Martin*	7:00 p.m.
5	at Southeast Missouri* (ESPNU)	5:00 p.m.
9	<b>EASTERN KENTUCKY*</b>	<b>7:00 p.m.</b>
12	at Austin Peay*	7:30 p.m.
17	<b>EASTERN ILLINOIS*</b>	<b>7:30 p.m.</b>
19	<b>SIUE*</b>	<b>7:30 p.m.</b>
24	at Tennessee Tech* (ESPNU)	7:00 p.m.
26	at Jacksonville State*	4:30 p.m.

2	AUSTIN PEAY* (ESPNU)	12:00 p.m.
7	BELMONT* (ESPNU)	7:00 p.m.
9	TENNESSEE STATE*	7:00 p.m.
14	at SIUE*	7:00 p.m.
16	at Eastern Illinois*	6:00 p.m.
20	at Morehead State*	6:00 p.m.
23	TBD <sup>2</sup>	TBA
28	UT MARTIN*	7:00 p.m.

<b>2</b>	<b>SOUTHEAST MISSOURI*</b>	<b>7:30 p.m.</b>
6-9	OVC Tournament <sup>3</sup>	TBD

All Times Central and Subject to Change

## TEAM NOTES

- The Racers were a No. 6 seed in the 2012 NCAA Tournament, marking the highest seed for an OVC team since the NCAA started seeding teams in 1979.

## 2012-13 ROSTER

No.	Name	Pos.	Ht.	Wt.	Yr.	Hometown (Last School)
1	Stacy Wilson	F	6-3	201	Sr.	Mullins, S.C. (Coffeyville CC)
2	Ed Daniel	F	6-7	228	Sr.	Birmingham, Ala. (Woodlawn)
3	Isaiah Canaan	G	6-1	195	Sr.	Biloxi, Miss. (Biloxi)
4	Latreze Mushatt	F	6-5	210	Sr.	Saginaw, Mich. (UMKC)
10	Zay Jackson	G	6-0	175	So.	Hammond, La. (St. Thomas Aquinas)
11	C.J. Ford	G	6-1	180	Fr.	Fayetteville, N.C. (Westover)
12	Tyler Rambo	F	6-5	204	Fr.	Grandview, Mo. (Christian Life Academy)
13	Brandon Garrett	F	6-9	200	Sr.	Phoenix, Ariz. (Indian Hills CC)
14	Erik McCree	F	6-7	215	Fr.	Winter Garden, Fla. (West Orange)
23	Dexter Fields	G	6-2	190	Jr.	Orlando, Fla. (UAB)
31	Jeffery Moss	F	6-4	180	Fr.	Madison, Ala. (Bob Jones)
33	Jordan Burge	G	5-11	162	Sr.	Mayfield, Ky. (Northside Baptist)
34	Terron Gilmore	F	6-7	200	Fr.	Jackson, Miss. (Callaway)
35	Zay Henderson	F	6-8	225	Fr.	Monroe, La. (Neville)

## COACHING STAFF

## Head Coach Steve Prohm

**Hometown:** ..... Vienna, Va.

**NCAA Tournament Appearances:** ..... 1

## James Kane.....2nd season (Florida, 2005)

<u>Year</u>	<u>School</u>	<u>Overall</u>	<u>Conf.</u>
2011-12	Murray State	31-2	15-1

Prohm, who served for five seasons on the Murray State staff as an assistant coach under Billy Kennedy, was named the 15th head coach in Murray State history on May 23, 2011...Started his head coaching tenure by leading MSU to a 23-0 record to start the season, making the Racers the last undefeated team in Division I...It was the third-best start to a season by a first-year Division I head coach in college basketball history...Also helped Murray State to a Top 10 national ranking during the season...Won the *Basketball Times* National Coach of the Year award and the Joe B. Hall Award as top first-year coach at Division I level...Prior to coming to Murray State Prohm also served as an assistant coach at Centenary (1998-99), Southeastern Louisiana (1999-2005) and Tulane (2005-06)...As an undergraduate at Alabama Prohm served as a student assistant coach and student manager for the Crimson Tide, working with teams that made two NCAA Tournament appearances and made a trip to the NIT Final Four.



## 2011-12 STATISTICS

PLAYER	GP-GS	MIN	AVG	TOTAL		3-POINTERS		FT-FTA	PCT	REBOUNDS				PF-FO	A	TO	BLK	STL	PTS-AVG
				FG-FGA	PCT	FG-FGA	PCT			OFF	DEF	TOT	AVG						
CANAAN, Isaiah	33-33	1112	33.7	187-400	.468	98-215	.456	154-184	.837	27	87	114	3.5	55-0	120	89	2	45	626-19.0
Conference-Only	16-16	543	33.9	85-186	.457	48-101	.475	90-105	.857	8	40	48	3.0	27-0	59	42	1	17	308-19.3
POOLE, Donte	33-33	1024	31.0	139-315	.441	68-181	.376	115-134	.858	21	98	119	3.6	73-2	48	61	5	63	461-14.0
Conference-Only	16-16	492	30.8	68-156	.436	33-85	.388	67-80	.838	9	49	58	3.6	37-1	21	34	3	28	236-14.8
ASKA, Ivan	27-24	741	27.4	109-230	.474	2-5	.400	65-77	.844	52	109	161	6.0	58-0	13	37	14	14	285-10.6
Conference-Only	10-7	245	24.5	35-63	.556	0-1	.000	25-28	.893	21	38	59	5.9	21-0	4	14	3	3	95-9.5
LONG, Jewuan	33-33	923	28.0	105-214	.491	22-52	.423	51-74	.689	44	56	100	3.0	69-1	83	67	24	41	283-8.6
Conference-Only	16-16	453	28.3	62-125	.496	11-29	.379	18-32	.563	22	29	51	3.2	32-1	28	32	14	17	153-9.6
DANIEL, Ed	33-33	778	23.6	74-128	.578	2-4	.500	75-126	.595	70	113	183	5.5	96-3	29	47	50	29	225-6.8
Conference-Only	16-16	376	23.5	39-69	.565	1-1	1.000	35-59	.593	35	65	100	6.3	50-2	17	24	29	15	114-7.1
JACKSON, Zay	33-0	606	18.4	54-141	.383	16-59	.271	37-57	.649	10	59	69	2.1	61-1	76	49	7	32	161-4.9
Conference-Only	16-0	322	20.1	31-72	.431	8-28	.286	29-44	.659	5	33	38	2.4	26-0	36	24	3	16	99-6.2
MUSHATT, Latreze	33-9	653	19.8	55-113	.487	8-19	.421	23-49	.469	59	99	158	4.8	72-2	27	42	9	23	141-4.3
Conference-Only	16-9	371	23.2	34-69	.493	3-7	.429	14-29	.483	38	62	100	6.3	48-2	10	26	7	10	85-5.3
WILSON, Stacy	32-0	339	10.6	52-106	.491	22-57	.386	10-18	.556	6	22	28	0.9	30-0	16	28	5	18	136-4.3
Conference-Only	15-0	153	10.2	26-54	.481	12-33	.364	6-12	.500	4	9	13	0.9	19-0	10	11	1	8	70-4.7
GARRETT, Brandon	32-0	374	11.7	27-60	.450	0-0	.000	18-33	.545	22	44	66	2.1	67-3	4	25	20	9	72-2.3
Conference-Only	16-0	189	11.8	13-28	.464	0-0	.000	8-17	.471	10	22	32	2.0	34-0	1	10	12	4	34-2.1
BLAND, Jaylen	12-0	74	6.2	8-19	.421	1-10	.100	3-9	.333	2	13	15	1.3	3-0	2	6	2	1	20-1.7
Conference-Only	6-0	42	7.0	2-8	.250	0-4	.000	3-7	.429	0	8	8	1.3	1-0	1	3	2	0	7-1.2
NUSSMAN, Harley	6-0	16	2.7	1-3	.333	0-0	.000	0-0	.000	2	4	6	1.0	6-0	0	0	1	1	2-0.3
Conference-Only	4-0	7	1.8	1-1	1.000	0-0	.000	0-0	.000	0	3	3	0.8	2-0	0	0	1	1	2-0.5
BURGE, Jordan	6-0	10	1.7	0-3	.000	0-2	.000	0-0	.000	0	0	0	0.0	1-0	0	0	0	0	0-0.0
Conference-Only	4-0	7	1.8	0-1	.000	0-1	.000	0-0	.000	0	0	0	0.0	1-0	0	0	0	0	0-0.0
<b>Total</b>	<b>33</b>			<b>811-1732</b>	<b>.468</b>	<b>239-604</b>	<b>.396</b>	<b>551-761</b>	<b>.724</b>	<b>360</b>	<b>746</b>	<b>1106</b>	<b>33.5</b>	<b>591-12</b>	<b>418</b>	<b>458</b>	<b>139</b>	<b>276</b>	<b>2412-73.1</b>
Conference-Only	16			396-832	.476	116-290	.400	295-413	.714	176	379	555	34.7	298-6	187	223	76	119	1203-75.2
<b>Opponents</b>	<b>33</b>			<b>730-1749</b>	<b>.417</b>	<b>140-480</b>	<b>.292</b>	<b>401-607</b>	<b>.661</b>	<b>382</b>	<b>671</b>	<b>1053</b>	<b>31.9</b>	<b>656-21</b>	<b>346</b>	<b>546</b>	<b>86</b>	<b>207</b>	<b>2001-60.6</b>
Conference-Only	16			366-890	.411	72-224	.321	202-317	.637	210	321	531	33.2	346-13	166	246	38	106	1006-62.9

### Attendance

	MUR	Opponents
Total	86,010	140,246
Home Games/Avg.	14/6,144	13/6,239
Neutral Sites/Avg.	-	6/9,857

### Scoring By Period

	1st	2nd	OT	Total
Murray State	1178	1213	21	2412
Opponents	927	1062	12	2001

### Deadball Rebounds

	Off.	Def.	Total
Murray State	88	15	103
Opponents	82	12	94

## 2011-12 RESULTS (31-2, 15-1 OVC – Home: 13-1, Away: 13-0, Neutral: 5-1)

### NOVEMBER

8	BETHEL (exhibition)	W, 77-32
11	HARRIS-STOWE	W, 76-49
14	at Morgan State	W, 80-69
17	TENNESSEE TEMPLE	W, 83-41
20	at UAB	W, 62-55
23	at Alaska-Anchorage <sup>1</sup>	W, 64-62
25	vs. San Francisco <sup>1</sup>	W, 70-67
26	vs. Southern Miss <sup>1</sup>	W, 90-81 (2ot)

### DECEMBER

1	at Western Kentucky	W, 70-59
4	DAYTON	W, 75-58
11	at #20 Memphis	W, 76-72
15	LIPSCOMB	W, 89-65
17	ARKANSAS STATE	W, 65-53
21	UT MARTIN*	W, 78-54
30	at Eastern Illinois*	W, 73-40

### JANUARY

4	EASTERN KENTUCKY*	W, 76-67
7	at Austin Peay* (ESPNU)	W, 87-75
12	JACKSONVILLE STATE*	W, 66-55
14	TENNESSEE TECH*	W, 82-74
18	at Morehead State*	W, 66-60
21	at SIUE*	W, 82-65

28 EASTERN ILLINOIS\* W, 73-58

### FEBRUARY

2	SOUTHEAST MISSOURI*	W, 81-73
4	at UT Martin*	W, 65-58
9	TENNESSEE STATE*	L, 72-68
11	AUSTIN PEAY*	W, 82-63
15	at Southeast Missouri*	W, 75-66
18	#16 SAINT MARY'S <sup>2</sup>	W, 65-51
23	at Tennessee State*	W, 80-62
25	at Tennessee Tech*	W, 69-64

### MARCH

2	vs. Tennessee Tech <sup>3</sup>	W, 78-58
3	vs. Tennessee State <sup>3</sup>	W, 54-52
15	vs. Colorado State	W, 58-41
17	vs. #11 Marquette	L, 62-53

<sup>1</sup> Great Alaska Shootout (Anchorage, Alaska)

<sup>2</sup> Sears BracketBusters

<sup>3</sup> OVC Tournament (Nashville, Tenn.)

<sup>4</sup> NCAA Tournament 2nd/3rd Rounds (Louisville, Ky.)

\* Ohio Valley Conference Game

Home Games in Bold



**Isaiah Cnaan**  
Senior • Guard  
First-Team All-American in 2011-12



## 2012-13 SCHEDULE

### OCTOBER

30 OUACHITA BAPTIST (exhibition) 7:00 p.m.

### NOVEMBER

5 TRUMAN STATE (exhibition) 7:00 p.m.  
at Kansas <sup>1</sup> 7:00 p.m.  
12 LYON COLLEGE 7:00 p.m.  
15 McNEESE STATE 7:00 p.m.  
18 at Chattanooga <sup>2</sup> 2:00 p.m.  
19 vs. Louisiana Tech <sup>2</sup> 4:00 p.m.  
20 vs. Troy <sup>2</sup> 4:00 p.m.  
24 at Illinois-Chicago 3:00 p.m.  
26 HANNIBAL-LaGRANGE 7:00 p.m.  
29 at New Orleans 6:00 p.m.

### DECEMBER

1 at Southeastern Louisiana 4:00 p.m.  
4 at Missouri 7:00 p.m.  
8 CENTRAL ARKANSAS 5:30 p.m.  
19 NEW ORLEANS 7:00 p.m.  
22 at UMKC 12:05 p.m.  
29 UT MARTIN\* 12:00 p.m.

### JANUARY

3 AUSTIN PEAY\* 7:00 p.m.  
5 MURRAY STATE\* (ESPNU) 5:00 p.m.  
10 at Belmont\* 7:00 p.m.  
12 at Tennessee State\* 7:00 p.m.  
17 MOREHEAD STATE\* 7:00 p.m.  
19 TENNESSEE TECH\* 7:00 p.m.  
24 at SIUE\* 7:00 p.m.  
26 at Eastern Illinois\* 6:00 p.m.

### FEBRUARY

2 EASTERN KENTUCKY\* 5:30 p.m.  
7 SIUE\* 7:00 p.m.  
9 EASTERN ILLINOIS\* 5:30 p.m.  
16 at UT Martin\* 6:00 p.m.  
20 at Jacksonville State\* 7:00 p.m.  
23 TBD <sup>3</sup> TBA  
28 at Austin Peay\* 7:00 p.m.

### MARCH

2 at Murray State\* 7:30 p.m.  
6-9 OVC Tournament <sup>4</sup> TBD

<sup>1</sup> CBE Classic (campus sites)

<sup>2</sup> CBE Classic (Chattanooga, Tenn.)

<sup>3</sup> ESPN Sears BracketBusters

<sup>4</sup> OVC Tournament (Municipal Auditorium - Nashville, Tenn.)

\* Ohio Valley Conference Game

Home Games in Bold

All Times Central and Subject to Change

## TEAM NOTES

• Southeast Missouri finished its 2011-12 season just under .500 (15-16). It was still somewhat of a turnaround for the Redhawks, whose 15 victories marked the most in a season since the 2004-05 team went 15-14. Southeast also finished fifth in the Ohio Valley Conference with a 9-7 record, its first winning record in league play since the Redhawks hit that same mark in 2004-05.

• The Redhawks return three of their top four scorers from last season, junior forward Tyler Stone, senior guard Marland Smith and senior guard Nick Niemczyk

• Marland Smith enters his final season at Southeast ranked 16th on the school's all-time career scoring list with 1,089 points. Smith is also third in career three-point field goals made with 188.

# SOUTHEAST MISSOURI STATE REDHAWKS

### Basic Information

Location: ..... Cape Girardeau, Mo.  
Enrollment: ..... 11,510  
Founded: ..... 1873  
Nickname: ..... Redhawks  
Colors: ..... Red, White and Black  
President: ..... Dr. Kenneth Dobbins  
Athletic Director: ..... Mark Alnutt  
Arena (Capacity): ..... Show Me Center (7,000)

### Media Relations

Men's Basketball Contact: ..... Jeff Honza  
Office Phone: ..... (573) 651-2933  
Cell Phone: ..... (618) 528-1145  
Fax: ..... (573) 651-2810  
Email: ..... jhonza@semo.edu  
Web site: ..... www.GoSoutheast.com  
Press Row Phone: ..... (573) 651-5014

### Team Information

Players Returning/Lost: ..... 7/5  
Starters Returning/Lost: ..... 3/2  
2011-12 Record/OVC (Finish): .. 15-16/9-7 (4th/tie)  
Postseason: ... OVC Tournament Quarterfinals

All-Time Record: ..... 1,174-1,039 (.531)  
All-Time OVC Record: ..... 141-213 (.398)  
Joined OVC: ..... 1991

### OVC Regular Season Titles

none

### OVC Tournament Titles (1)

2000

### NCAA Tournament Appearances (1)

2000

## 2012-13 ROSTER

No.	Name	Pos.	Ht.	Wt.	Yr.	Hometown (Last School)
1	Nino Johnson	F	6-8	230	So.	Memphis, Tenn. (White Station)
2	A.J. Jones	F	6-4	200	Jr.	Memphis, Tenn. (Paris JC)
3	Nick Niemczyk	G	6-1	185	Sr.	Bell City, Mo. (Three Rivers CC)
4	Corey Wilford	G	6-2	180	Sr.	Hopkinsville, Ky. (Connors State)
5	Wayne Martin	F	6-7	205	So.	Jacksonville, Fla. (Central Florida)
11	Michael Porter	G/F	6-6	235	Jr.	Sikeston, Mo. (Missouri State)
13	Lucas Nutt	G	6-1	180	Jr.	Jonesboro, Ark. (Jonesboro)
23	Marland Smith	G	6-2	155	Sr.	Little Rock, Ark. (Hall)
24	Jared White	G	6-2	200	Fr.	De Soto, Mo. (De Soto)
32	Jacob Tolbert	F	6-7	198	R-Fr.	Daisy, Mo. (Notre Dame)
33	Tyler Stone	F	6-8	230	Jr.	Memphis, Tenn. (University of Missouri)
41	Colin Ferguson	F/C	6-9	250	Fr.	De Soto, Mo. (De Soto)

## COACHING STAFF

### Head Coach Dickey Nutt

Alma Mater: ..... Oklahoma State, 1982

Hometown: ..... Little Rock, Ark.

Family: ..... Wife - Cathy

..... Children - Logan, Lucas, Lexis

Career Record: ..... 221-248 (16 yrs.)

School Record: ..... 32-61 (3 yrs.)

OVC Record: ..... 18-34

OVC Tournament Appearances: ..... 2

NCAA Tournament Appearances: ..... 1

### Assistant Coaches

Jessie Evans ..... 1st season (Eastern Michigan, 1972)

Jamie Rosser ..... 3rd season (Arkansas State, 2001)

Jon Cremins ..... 1st season (Valdosta State, 2007)



### Career Head Coaching Record

Year	School	Overall	Conf.	Year	School	Overall	Conf.
1995-96	Arkansas State	9-18	7-11	2003-04	Arkansas State	17-11	7-7
1996-97	Arkansas State	15-12	8-10	2004-05	Arkansas State	16-13	7-7
1997-98	Arkansas State	20-9	14-4	2005-06	Arkansas State	9-17	4-11
1998-99	Arkansas State	18-12	9-5	2006-07	Arkansas State	18-15	11-7
1999-00	Arkansas State	10-18	7-9	2007-08	Arkansas State	10-20	5-13
2000-01	Arkansas State	17-13	10-6	2009-10	Southeast Missouri	7-23	3-15
2001-02	Arkansas State	15-16	5-9	2010-11	Southeast Missouri	10-22	6-12
2002-03	Arkansas State	13-15	6-8	2011-12	Southeast Missouri	15-16	9-7

### Coach Nutt Facts

Prior to being named head coach at Southeast Missouri on March 12, 2009, Nutt spent 13 seasons at Arkansas State, where he was named the Sun Belt Coach of the Year in 1998 after leading the program to 20-9 overall record and berth in the NCAA Tournament...Left as the program's No. 2 all-time winningest coach...Before being ASU's head coach he spent eight seasons as an assistant with the program...Was also an assistant at his alma mater (Oklahoma State) alongside now Kansas coach Bill Self...His brother, Houston, has been a collegiate football coach at Arkansas, Ole Miss and Murray State.

## 2011-12 STATISTICS

PLAYER	GP-GS	MIN	AVG	TOTAL		3-POINTERS		FT-FTA	PCT	REBOUNDS				PF-FO	A	TO	BLK	STL	PTS-AVG
				FG-FGA	PCT	FG-FGA	PCT			OFF	DEF	TOT	AVG						
STONE, Tyler	31-29	918	29.6	193-364	.530	8-23	.348	62-100	.620	53	174	227	7.3	71-0	26	48	34	21	456-14.7
Conference-Only	16-16	480	30.0	96-185	.519	3-10	.300	30-48	.625	23	85	108	6.8	36-0	14	26	21	8	225-14.1
SMITH, Marland	31-27	935	30.2	123-283	.435	63-158	.399	71-91	.780	20	74	94	3.0	68-4	76	49	5	28	380-12.3
Conference-Only	16-16	548	34.2	74-162	.457	38-93	.409	40-52	.769	9	52	61	3.8	39-2	42	27	3	20	226-14.1
POWELL, Leon	30-29	794	26.5	126-213	.592	0-0	.000	67-135	.496	111	102	213	7.1	109-6	20	59	42	19	319-10.6
Conference-Only	16-16	452	28.3	62-116	.534	0-0	.000	39-71	.549	64	50	114	7.1	61-3	13	35	28	8	163-10.2
NIEMCZYK, Nick	26-20	687	26.4	87-215	.405	46-125	.368	20-22	.909	4	60	64	2.5	55-1	53	24	3	22	240-9.2
Conference-Only	11-11	341	31.0	37-92	.402	25-63	.397	7-8	.875	2	30	32	2.9	25-1	27	9	1	8	106-9.6
BRISTER, Marcus	28-26	759	27.1	88-175	.503	0-1	.000	35-77	.455	24	92	116	4.1	48-1	103	84	1	18	211-7.5
Conference-Only	16-16	486	30.4	58-113	.513	0-1	.000	18-43	.419	16	66	82	5.1	33-1	70	52	1	10	134-8.4
WILFORD, Corey	26-1	398	15.3	61-152	.401	32-87	.368	17-21	.810	7	28	35	1.3	37-2	21	20	3	7	171-6.6
Conference-Only	14-1	223	15.9	37-96	.385	22-57	.386	9-11	.818	7	14	21	1.5	23-2	12	8	2	3	105-7.5
NUTT, Lucas	31-16	664	21.4	42-120	.350	22-71	.310	52-61	.852	5	33	38	1.2	56-1	96	43	1	13	158-5.1
Conference-Only	16-4	289	18.1	19-46	.413	10-26	.385	28-30	.933	3	20	23	1.4	31-1	38	19	0	6	76-4.8
PORTER, Michael	31-4	496	16.0	53-96	.552	3-10	.300	26-39	.667	40	51	91	2.9	76-1	20	28	1	16	135-4.4
Conference-Only	16-0	246	15.4	35-57	.614	3-8	.375	6-10	.600	16	28	44	2.8	38-1	11	13	1	9	79-4.9
JOHNSON, Nino	26-0	202	7.8	20-34	.588	0-0	.000	16-28	.571	16	33	49	1.9	27-0	13	21	8	7	56-2.2
Conference-Only	14-0	73	5.2	4-7	.571	0-0	.000	9-15	.600	7	11	18	1.3	11-0	3	12	4	2	17-1.2
WILKERSON, Telvin	16-1	130	8.1	11-38	.289	6-12	.500	1-3	.333	4	17	21	1.3	8-0	6	6	0	1	29-1.8
Conference-Only	5-0	7	1.4	0-4	.000	0-1	.000	1-2	.500	0	1	1	0.2	0-0	0	0	0	0	1-0.2
HOUSE, Zach	13-0	52	4.0	7-12	.583	0-0	.000	0-3	.000	2	8	10	0.8	7-0	1	2	8	2	14-1.1
Conference-Only	5-0	12	2.4	0-0	.000	0-0	.000	0-0	.000	0	3	3	0.6	2-0	0	0	1	0	0-0.0
NUTT, Logan	19-2	162	8.5	7-19	.368	1-3	.333	4-7	.571	1	10	11	0.6	12-0	27	16	0	2	19-1.0
Conference-Only	8-0	29	3.6	1-2	.500	1-1	1.000	0-0	.000	0	1	1	0.1	5-0	5	4	0	2	3-0.4
JONES, Waylon	10-0	28	2.8	1-3	.333	0-0	.000	2-5	.400	3	4	7	0.7	8-0	0	2	2	0	4-0.4
Conference-Only	7-0	14	2.0	1-1	1.000	0-0	.000	2-5	.400	2	2	4	0.6	2-0	0	1	2	0	4-0.6
<b>Total</b>	<b>31</b>			<b>819-1724</b>	<b>.475</b>	<b>181-490</b>	<b>.369</b>	<b>373-592</b>	<b>.630</b>	<b>353</b>	<b>737</b>	<b>1090</b>	<b>35.2</b>	<b>582-16</b>	<b>462</b>	<b>405</b>	<b>108</b>	<b>156</b>	<b>2192-70.7</b>
Conference-Only	16			424-881	.481	102-260	.392	189-295	.641	187	388	575	35.9	306-11	235	207	64	76	1139-71.2
<b>Opponents</b>	<b>31</b>			<b>746-1701</b>	<b>.439</b>	<b>187-485</b>	<b>.386</b>	<b>491-678</b>	<b>.724</b>	<b>323</b>	<b>688</b>	<b>1011</b>	<b>32.6</b>	<b>549-12</b>	<b>348</b>	<b>337</b>	<b>99</b>	<b>197</b>	<b>2170-70.0</b>
Conference-Only	16			359-873	.411	88-254	.346	262-356	.736	176	333	509	31.8	285-6	154	166	45	91	1068-66.8

### Attendance

	SEMO	Opponents
Total	32,984	50,648
Home Games/Avg.	14/2,356	15/3,153
Neutral Sites/Avg.	-	2/1,673

### Scoring By Period

	1st	2nd	OT	Total
Southeast Missouri	1040	1143	9	2192
Opponents	1028	1135	7	2170

### Deadball Rebounds

	Off.	Def.	Total
Southeast Missouri	72	6	78
Opponents	76	11	87

## 2011-12 RESULTS (15-16, 9-7 OVC – Home: 10-4, Away: 4-11, Neutral: 1-1)

### NOVEMBER

7	HARDING (exhibition)	L, 68-63
11	at #25 Missouri	L, 83-68
14	HARRIS-STOWE	W, 95-60
16	at Bradley	L, 66-65
20	at Oregon	L, 86-61
23	HANNIBAL-LaGRANGE	W, 82-72
26	MIAMI (OHIO)	W, 64-57
29	at Arkansas State	L, 79-63

### DECEMBER

3	SOUTHEASTERN LOUISIANA	W, 63-61 (ot)
5	at Central Arkansas	L, 88-72
10	UMKC	L, 74-69
19	SMU	L, 84-65
22	at Sacramento State	W, 77-76
28	MOREHEAD STATE*	W, 67-51

### JANUARY

2	JACKSONVILLE STATE*	W, 74-56
5	at UT Martin*	W, 73-71
7	at Eastern Kentucky*	L, 63-59
12	SIUE*	W, 85-68
14	EASTERN ILLINOIS*	W, 80-73
21	at Tennessee Tech*	L, 77-62
26	AUSTIN PEAY*	W, 65-60

30 at Eastern Illinois\* W, 74-53

### FEBRUARY

2	at #9 Murray State*	L, 81-73
4	TENNESSEE STATE*	L, 75-72
9	UT MARTIN*	W, 86-56
11	at SIUE*	W, 85-72
15	#14 MURRAY STATE*	L, 75-66
18	at McNeese State <sup>1</sup>	L, 74-61
23	at Jacksonville State*	L, 69-59
25	at Austin Peay*	L, 68-59
29	vs. Eastern Kentucky <sup>2</sup>	W, 75-65

### MARCH

1	vs. Tennessee Tech <sup>2</sup>	L, 77-73
---	---------------------------------	----------

<sup>1</sup> Sears BracketBusters

<sup>2</sup> OVC Tournament (Nashville, Tenn.)

\* Ohio Valley Conference Game

Home Games in Bold



**Marland Smith**  
Senior • Guard

12.3 ppg, 3.0 rpg, 2.5 apg in 2011-12



# SIUE COUGARS

## 2012-13 SCHEDULE

### NOVEMBER

1	GREENVILLE (exhibition)	7:00 p.m.
6	MacMURRAY (exhibition)	7:00 p.m.
10	at Missouri	3:00 p.m.
14	WESTERN ILLINOIS	7:00 p.m.
20	SOUTHERN ILLINOIS	7:00 p.m.
24	at Texas-Pan American	2:00 p.m.

### DECEMBER

1	CHICAGO STATE	2:00 p.m.
5	at Northern Illinois	7:00 p.m.
8	at Western Illinois	7:00 p.m.
17	EUREKA	7:00 p.m.
19	ROBERT MORRIS-SPRINGFIELD	7:00 p.m.
28	at Saint Louis	7:00 p.m.

### JANUARY

3	at Morehead State*	6:00 p.m.
5	at Eastern Kentucky*	6:00 p.m.
10	JACKSONVILLE STATE*	7:00 p.m.
12	TENNESSEE TECH*	7:30 p.m.
17	at Austin Peay*	7:00 p.m.
19	at Murray State*	7:30 p.m.
24	SOUTHEAST MISSOURI*	7:00 p.m.
26	UT MARTIN*	7:00 p.m.

### FEBRUARY

2	EASTERN ILLINOIS*	7:00 p.m.
7	at Southeast Missouri*	7:00 p.m.
9	at UT Martin*	6:00 p.m.
14	MURRAY STATE*	7:00 p.m.
16	AUSTIN PEAY*	7:00 p.m.
20	TENNESSEE STATE*	7:00 p.m.
23	at TBD <sup>1</sup>	TBA
27	at Belmont*	7:00 p.m.

### MARCH

2	at Eastern Illinois*	4:00 p.m.
6-9	OVC Tournament <sup>2</sup>	TBD

<sup>1</sup> ESPN Sears BracketBusters

<sup>2</sup> OVC Tournament (Municipal Auditorium - Nashville, Tenn.)

\* Ohio Valley Conference Game

### Home Games in Bold

All Times Central and Subject to Change

## TEAM NOTES

• SIUE was officially certified as an NCAA Division I institution on August 2, 2012. SIUE may now compete for all postseason championships (both OVC and NCAA).

• The Cougars return four of five starters from last season.

• Sophomore guard Kris Davis led the nation in 3-point percentage as a freshman. He connected on 58-of-97 3-point attempts for a 3-point percentage of .598.

• Lennox Forrester is now in his sixth season as SIUE's head coach. Forrester received a three-year contract extension in May, keeping him under contract through the 2014-2015 season.

### Basic Information

Location: ..... Edwardsville, Ill.  
Enrollment: ..... 14,055  
Founded: ..... 1957  
Nickname: ..... Cougars  
Colors: ..... Red and White  
Chancellor: ..... Dr. Julie A. Furst-Bowe  
Athletic Director: ..... Dr. Brad Hewitt  
Arena (Capacity): ..... Vadalabene Center (4,000)

### Media Relations

Men's Basketball Contact: ..... Joe Pott  
Office Phone: ..... (618) 650-2860  
Cell Phone: ..... (314) 707-1712  
Fax: ..... (618) 650-2296  
Email: ..... jpott@siue.edu  
Web site: ..... www.SIUECougars.com  
Press Row Phone: ..... (618) 558-4112

### Team Information

Players Returning/Lost: ..... 10/2  
Starters Returning/Lost: ..... 4/1  
2011-12 Record: ..... 10-17/6-10 (9th)  
Postseason: ..... none

All-Time Record: ..... 569-579 (.496)  
All-Time OVC Record: ..... 6-10 (.375)  
Joined OVC: ..... 2008

### OVC Regular Season Titles

none

### OVC Tournament Titles

none

### NCAA Tournament Appearances

none

## 2012-13 ROSTER

No.	Name	Pos.	Ht.	Wt.	Yr.	Hometown (Last School)
1	Kris Davis	G	6-2	190	So.	Detroit, Mich. (Cass Technical)
2	Maurice Wiltz	G	6-2	190	So.	Houston, Texas (Colorado State)
4	Tim Johnson	G	6-4	200	Jr.	Harvey, Ill. (George Washington)
5	Grant Fiorentinos	F/C	6-10	225	So.	Cape Town, South Africa (Tulane)
10	Reggie Reed	G	5-9	165	Sr.	St. Petersburg, Fla. (Rend Lake CC)
14	Derian Shaffer	F	6-7	235	Sr.	Detroit, Mich. (Kilgore College)
15	Michael Birts	F	6-6	220	So.	Miami, Fla. (Robert Morgan Educ. Center)
22	Charles Joy	F	6-4	225	So.	O'Fallon, Ill. (O'Fallon)
24	Kyle Heck	G	6-2	190	So.	Metamora, Ill. (Metamora)
25	Ray Lester	F	6-6	235	Jr.	Chicago, Ill. (Vincennes)
30	Michael Messer	G	6-6	215	So.	Wildwood, Mo. (Lafayette)
32	Donivine Stewart	G	6-0	195	So.	Peoria, Ill. (Bradley)
33	Mark Yelovich	F	6-6	225	Sr.	Decatur, Ill. (Mt. Zion)
34	Zeke Schneider	F/C	6-9	240	Sr.	Metamora, Ill. (Metamora)
35	Jerome Jones	F	6-5	220	Sr.	St. Louis, Mo. (Indian Hills CC)

## COACHING STAFF

### Head Coach Lennox Forrester

Alma Mater: ..... Evansville, 1992

Hometown: ..... Evanston, Ill.

Family: ..... Wife - Aretha

..... Children - Calaya

Career Record: ..... 50-92 (5 yrs.)

School Record: ..... same

OVC Record: ..... 6-10

OVC Tournament Appearances: ..... 0

NCAA Tournament Appearances: ..... 0

### Assistant Coaches

Kris Crosby ..... 6th season (SIUE, 2006)

Matt Laur ..... 4th season (McKendree, 2003)

Deryl Cunningham ..... 2nd season (Kansas State, 1994)



### Career Head Coaching Record

Year	School	Overall	Conf.	Year	School	Overall	Conf.
2007-08	SIUE	17-11	10-9	2010-11	SIUE	8-21	-
2008-09	SIUE	10-20	-	2011-12	SIUE	10-17	6-10
2009-10	SIUE	5-23	-				

### Coach Forrester Facts

Introduced as the seventh head coach in SIUE history on April 9, 2007...Led the Cougars to 17 wins in the program's final season of Division II basketball in 2007-08; that set a record for most victories by a first-year head coach in program history... Prior to his appointment, had been an assistant coach at Bradley for five seasons and 10 seasons as an assistant coach and administrative assistant at Evansville...At Bradley, helped the Braves to the 2005-06 NCAA Sweet 16 and the second round of the Mastercard NIT in 2006-07...In his time as an assistant coach, has coached 21 players who went on to the professional ranks...Was a National Junior College All-American as a player at Parkland College before transferring to Evansville; leg injuries prevented him from playing but he remained with the program as a student assistant.

## 2011-12 STATISTICS

PLAYER	GP-GS	MIN	AVG	TOTAL		3-POINTERS		FT-FTA		REBOUNDS				PF-FO	A	TO	BLK	STL	PTS-AVG
				FG-FGA	PCT	FG-FGA	PCT	PCT	PCT	OFF	DEF	TOT	AVG						
YELOVICH, Mark	26-26	749	28.8	146-311	.469	17-54	.315	84-124	.677	43	119	162	6.2	58-1	31	55	12	26	393-15.1
Conference-Only	16-16	492	30.8	97-202	.480	8-27	.296	52-73	.712	28	83	111	6.9	34-0	20	34	10	12	254-15.9
JONES, Jerome	27-24	826	30.6	130-313	.415	28-97	.289	55-73	.753	47	113	160	5.9	61-1	21	73	11	23	343-12.7
Conference-Only	16-15	521	32.6	84-184	.457	19-58	.328	41-53	.774	24	62	86	5.4	38-0	14	49	8	16	228-14.3
DAVIS, Kris	27-22	844	31.3	105-224	.469	58-97	.598	46-81	.568	10	65	75	2.8	52-0	73	76	1	24	314-11.6
Conference-Only	16-16	546	34.1	60-137	.438	34-57	.596	29-54	.537	7	44	51	3.2	30-0	46	52	0	10	183-11.4
WICKWARE, Corey	27-26	784	29.0	81-206	.393	56-136	.412	57-66	.864	11	54	65	2.4	45-0	64	46	2	23	275-10.2
Conference-Only	16-16	484	30.3	53-131	.405	34-83	.410	39-46	.848	11	32	43	2.7	24-0	40	31	1	11	179-11.2
MESSER, Michael	7-2	152	21.7	19-42	.452	7-17	.412	6-13	.462	6	15	21	3.0	15-1	9	7	3	5	51-7.3
Conference-Only	0-0	0	0.0	0-0	.000	0-0	.000	0-0	.000	0	0	0	0.0	0-0	0	0	0	0	0-0.0
SHAFFER, Derian	27-24	641	23.7	77-149	.517	0-0	.000	39-71	.549	59	95	154	5.7	88-5	14	44	18	20	193-7.1
Conference-Only	16-15	408	25.5	48-86	.558	0-0	.000	29-49	.592	33	69	102	6.4	53-2	9	22	12	11	125-7.8
STINEMAN, Kevin	26-8	430	16.5	26-63	.413	14-36	.389	13-23	.565	3	42	45	1.7	38-0	39	38	0	11	79-3.0
Conference-Only	16-1	215	13.4	13-31	.419	7-18	.389	8-10	.800	2	18	20	1.3	20-0	16	17	0	4	41-2.6
JOY, Charles	24-0	247	10.3	16-48	.333	0-11	.000	6-15	.400	8	32	40	1.7	31-0	22	23	0	0	38-1.6
Conference-Only	15-0	137	9.1	9-25	.360	0-2	.000	1-8	.125	6	16	22	1.5	17-0	13	13	0	0	19-1.3
REED, Reggie	24-0	318	13.3	12-28	.429	0-3	.000	11-22	.500	4	15	19	0.8	42-0	48	29	0	14	35-1.5
Conference-Only	15-0	234	15.6	10-19	.526	0-0	.000	9-17	.529	3	9	12	0.8	35-0	39	19	0	10	29-1.9
BIRTS, Michael	25-1	157	6.3	7-18	.389	0-1	.000	16-22	.727	11	13	24	1.0	24-0	2	11	7	0	30-1.2
Conference-Only	14-0	65	4.6	1-6	.167	0-0	.000	8-8	1.000	6	3	9	0.6	11-0	1	6	5	0	10-0.7
SCHNEIDER, Zeke	22-1	178	8.1	4-9	.444	0-0	.000	5-7	.714	8	14	22	1.0	30-0	3	4	5	3	13-0.6
Conference-Only	12-1	77	6.4	0-4	.000	0-0	.000	0-2	.000	4	7	11	0.9	15-0	1	3	3	0	0-0.0
BOARDEN, David	18-1	67	3.7	3-7	.429	2-6	.333	1-2	.500	2	9	11	0.6	11-0	3	4	1	1	9-0.5
Conference-Only	9-0	20	2.2	1-1	1.000	1-1	1.000	1-2	.500	1	5	6	0.7	2-0	0	1	0	0	4-0.4
HECK, Kyle	7-0	8	1.1	0-1	.000	0-1	.000	2-2	1.000	0	1	1	0.1	4-0	1	0	1	2	2-0.3
Conference-Only	2-0	1	0.5	0-0	.000	0-0	.000	2-2	1.000	0	0	0	0.0	1-0	0	0	0	0	2-1.0
<b>Total</b>	<b>27</b>			<b>626-1419</b>	<b>.441</b>	<b>182-459</b>	<b>.397</b>	<b>341-521</b>	<b>.655</b>	<b>250</b>	<b>619</b>	<b>869</b>	<b>32.2</b>	<b>499-8</b>	<b>330</b>	<b>415</b>	<b>61</b>	<b>152</b>	<b>1775-65.7</b>
Conference-Only	16			376-826	.455	103-246	.419	219-324	.676	145	375	520	32.5	280-2	199	251	39	74	1074-67.1
<b>Opponents</b>	<b>27</b>			<b>689-1553</b>	<b>.444</b>	<b>157-499</b>	<b>.315</b>	<b>389-532</b>	<b>.731</b>	<b>320</b>	<b>643</b>	<b>963</b>	<b>35.7</b>	<b>475-10</b>	<b>395</b>	<b>352</b>	<b>76</b>	<b>181</b>	<b>1924-71.3</b>
Conference-Only	16			429-952	.451	85-286	.297	216-295	.732	190	364	554	34.6	297-6	246	181	40	112	1159-72.4

### Attendance

SIUE	Opponents
Total 21,122	37,029
Home Games/Avg. 13/1,625	12/3,052
Neutral Sites/Avg. -	2/205

### Scoring By Period

	1st	2nd	OT	Total
SIUE	846	929	-	1775
Opponents	921	1003	-	1924

### Deadball Rebounds

	Off.	Def.	Total
SIUE	72	9	81
Opponents	59	7	66

## 2011-12 RESULTS (10-17, 6-10 OVC – Home: 7-6, Away: 3-9, Neutral: 0-2)

### NOVEMBER

3	BLACKBURN (exhibition)	W, 70-56
10	MacMURRAY (exhibition)	W, 69-55
14	at Illinois <sup>1</sup>	L, 66-46
17	at Illinois State <sup>1</sup>	L, 68-38
22	vs. Lipscomb <sup>2</sup>	L, 90-87
23	vs. Hampton <sup>2</sup>	L, 68-64
30	ROBERT MORRIS (ILL.)	W, 85-61

### DECEMBER

3	CAL STATE FULLERTON	L, 79-57
6	BALL STATE	L, 76-55
10	HANNIBAL-LaGRANGE	W, 67-45
19	at Southern Illinois	L, 80-57
29	TENNESSEE TECH*	W, 83-68
31	JACKSONVILLE STATE*	W, 66-61

### JANUARY

4	EASTERN ILLINOIS*	L, 73-59
7	at UT Martin*	W, 69-65
12	at Southeast Missouri*	L, 85-68
14	at Tennessee State*	L, 52-49
19	AUSTIN PEAY*	L, 80-67
21	#10 MURRAY STATE*	L, 82-65
28	at Jacksonville State*	L, 76-65
30	at Tennessee Tech*	L, 98-80

### FEBRUARY

2	MOREHEAD STATE*	W, 61-53
4	EASTERN KENTUCKY*	W, 80-74
11	SOUTHEAST MISSOURI*	L, 85-72
15	at Eastern Illinois*	L, 73-66
18	NORTHERN ILLINOIS <sup>3</sup>	W, 64-62
23	at Eastern Kentucky*	W, 63-58
25	at Morehead State*	L, 76-61
29	at Chicago State	W, 81-70

<sup>1</sup> Cancun Challenge (campus sites)

<sup>2</sup> Cancun Challenge (Cancun, Mexico)

<sup>3</sup> Sears BracketBusters

\* Ohio Valley Conference Game

Home Games in Bold



**Mark Yelovich**  
Senior • Forward  
15.1 ppg, 6.2 rpg, 1.0 spg in 2011-12



# TENNESSEE STATE TIGERS

## 2012-13 SCHEDULE

### NOVEMBER

5	TREVECCA NAZARENE (exh.)	7:00 p.m.
9	at BYU	8:00 p.m.
13	at South Dakota State	7:00 p.m.
15	at Minnesota	7:00 p.m.
19	vs. South Alabama <sup>1</sup>	3:00 p.m.
20	at Georgia State <sup>1</sup>	6:00 p.m.
21	vs. Monmouth <sup>1</sup>	11:00 a.m.
26	FISK	7:00 p.m.

### DECEMBER

1	at Alabama A&M	7:00 p.m.
4	DREXEL	7:00 p.m.
8	at Missouri	2:00 p.m.
16	LeMOYNE-OWEN	4:00 p.m.
18	at Middle Tennessee	7:00 p.m.
21	USC UPSTATE	7:00 p.m.
29	EASTERN ILLINOIS*	7:30 p.m.

### JANUARY

3	at Tennessee Tech*	7:00 p.m.
5	at Jacksonville State*	4:30 p.m.
10	UT MARTIN*	7:00 p.m.
12	SOUTHEAST MISSOURI*	7:00 p.m.
17	JACKSONVILLE STATE*	7:00 p.m.
19	at Belmont*	7:00 p.m.
24	at Eastern Kentucky*	6:00 p.m.
26	at Morehead State*	6:30 p.m.
31	TENNESSEE TECH*	7:00 p.m.

### FEBRUARY

7	at Austin Peay*	7:00 p.m.
9	at Murray State*	7:00 p.m.
14	BELMONT* (ESPNU)	6:00 p.m.
20	at SIUE*	7:00 p.m.
23	TBD <sup>2</sup>	TBA
28	MOREHEAD STATE* (ESPNU)	6:00 p.m.

### MARCH

2	EASTERN KENTUCKY*	7:30 p.m.
6-9	OVC Tournament <sup>3</sup>	TBD

<sup>1</sup> Coaches vs. Cancer Classic (Atlanta, Ga.)

<sup>2</sup> ESPN Sears BracketBusters

<sup>3</sup> OVC Tournament (Municipal Auditorium - Nashville, Tenn.)

\* Ohio Valley Conference Game

Home Games in Bold

All Times Central and Subject to Change

## TEAM NOTES

• After falling one game short of the NCAA Tournament last year, Tennessee State was invited to the CollegeInsider.com Postseason Tournament (CIT). It marked the first postseason appearance for the program since the 1994 NCAA Tournament and only third postseason berth at the Division I level.

• A year ago the Tigers notched a 72-68 victory over No. 7 ranked Murray State, handing the Racers its first loss of the season, and marking the first win for the TSU program over a nationally-ranked Division I opponent.

• Senior Robert Covington enters the 2012-13 season having reached double figures in 32-straight games. Covington, an NBA prospect, led the team in scoring in 26 of 33 games in 2011-12 and finished the season averaging 17.8 points/game.

### Basic Information

Location: ..... Nashville, Tenn.  
Enrollment: ..... 8,824  
Founded: ..... 1912  
Nickname: ..... Tigers  
Colors: ..... Royal Blue and White  
Interim President: ..... Dr. Portia Holmes Shield  
Athletic Director: ..... Teresa Phillips  
Arena (Capacity): ..... Gentry Center (10,500)

### Media Relations

Men's Basketball Contact: ..... Alex Mitchell  
Office Phone: ..... (615) 963-5674  
Cell Phone: ..... (770) 309-1760  
Fax: ..... (615) 963-7692  
Email: ..... jtmitch18@tnstate.edu  
Web site: ..... www.TSUTigers.com  
Press Row Phone: ..... (615) 963-7616/7617

### Team Information

Players Returning/Lost ..... 10/4  
Starters Returning/Lost ..... 4/1  
2011-12 Record/OVC (Finish): ..... 20-13/11-5 (2nd)  
Postseason: ... CollegeInsider.com Tournament

All-Time Record: ..... 1,092-780 (.583)  
All-Time OVC Record: ..... 182-228 (.444)  
Joined OVC: ..... 1987

### OVC Regular Season Titles (2)

1993, 1995

### OVC Tournament Titles (2)

1993, 1994

### NCAA Tournament Appearances (2)

1993, 1994

## 2012-13 ROSTER

No.	Name	Pos.	Ht.	Wt.	Yr.	Hometown (Last School)
1	Kellen Thornton	F	6-7	243	RSr.	Chicago, Ill. (Illinois State)
2	Patrick Miller	G	6-0	189	Jr.	Chicago, Ill. (Hales Fransiscan)
3	Kharon Butcher	G	6-2	173	So.	Atlanta, Ga. (Wheeler)
4	M.J. Rhett	F	6-8	232	So.	Hopkins, S.C. (Lower Richland)
5	Jay Harris	G	5-10	156	So.	Philadelphia, Pa. (Charis Prep)
10	DeShawn Dockery	G	5-11	160	RJr.	Chicago, Ill. (Farleigh Dickinson)
11	Alex Bates	F	6-7	235	Jr.	Greenbelt, Md. (Northeastern)
22	Tashan Fredrick	G	6-4	204	Sr.	Hemingway, S.C. (Hemingway)
23	Jordan Gaither	G	6-3	170	Fr.	Atlanta, Ga. (Shiloh)
24	Devante McClung	G	6-5	195	Jr.	Mounds, Ill. (Eastern Oklahoma)
32	Chad Wellian	F	6-8	190	Jr.	Amsterdam, Netherlands (Atlanta Metro CC)
33	Robert Covington	F	6-9	204	Sr.	Bellwood, Ill. (Proviso West)
44	Michael Green	F	6-9	192	Jr.	Columbia, S.C. (Ridgeview)
45	Jordan Cyphers	G	6-4	179	RSr.	Wichita, Kan. (Utah)

## COACHING STAFF

### Head Coach Travis Williams

Alma Mater: ..... Georgia State, 1995

Hometown: ..... Tifton, Ga.

Family: ..... Wife - Nikkya

..... Children - Teagan

Career Record: ..... 42-45 (3 yrs.)

School Record: ..... First season

OVC Record: ..... 0-0

OVC Tournament Appearances: ..... 0

NCAA Tournament Appearances: ..... 0

### Assistant Coaches

Ben Betts ..... 1st season (Roanoke College, 1990)

Rodney Hamilton ..... 1st season (Georgia State, 1998)

Brandon Johnson ..... 1st season (Georgia State, 1997)



### Career Head Coaching Record

Year	School	Overall	Conf.	Year	School	Overall	Conf.
2004-05	Fort Valley State	10-19	-	2006-07	Fort Valley State	18-12	-
2005-06	Fort Valley State	14-14	-				

### Coach Williams Facts

Was named the 16th head coach in Tennessee State history on April 13, 2012...Served as TSU assistant coach under John Cooper for three seasons before assuming top job...Was part of the program's turn-around that led to the Tigers participating in the CollegeInsider.com Postseason Tournament in 2012; it marked only the third Division I postseason appearance in the program's history...Served as an assistant at his alma mater from 1999-03...Was the head coach at Division II Fort Valley State for three years (2004-07)...Was also an assistant at Mercer (2007-08) and Chicago State (2003-04) and head coach of the Parklane Snow Wolf Professional Basketball Club in China...As a player at Georgia State he scored more than 1,000 career points and earned both his bachelor's and master's degree from the school.

## 2011-12 STATISTICS

PLAYER	GP-GS	MIN	TOTAL			3-POINTERS		FT-FTA		REBOUNDS				PF-FO	A	TO	BLK	STL	PTS-AVG
			AVG	FG-FGA	PCT	FG-FGA	PCT	PCT	OFF	DEF	TOT	AVG							
COVINGTON, Robert	33-32	1028	31.2	212-403	.526	65-145	.448	100-129	.775	95	165	260	7.9	97-1	43	77	45	51	589-17.8
Conference-Only	16-16	524	32.8	112-213	.526	33-73	.452	49-66	.742	61	77	138	8.6	52-1	16	37	20	24	306-19.1
MILLER, Patrick	33-32	1102	33.4	119-279	.427	16-54	.296	104-155	.671	32	88	120	3.6	81-1	118	81	7	50	358-10.8
Conference-Only	16-15	540	33.8	60-138	.435	4-16	.250	44-60	.733	13	44	57	3.6	42-1	54	44	5	19	168-10.5
THORNTON, Kellen	32-9	684	21.4	115-219	.525	5-14	.357	57-96	.594	53	90	143	4.5	67-1	17	38	9	18	292-9.1
Conference-Only	15-4	314	20.9	55-103	.534	3-9	.333	38-63	.603	26	44	70	4.7	28-0	5	15	3	9	151-10.1
CYPHERS, Jordan	31-6	603	19.5	77-198	.389	44-121	.364	51-68	.750	16	36	52	1.7	55-0	23	41	9	12	249-8.0
Conference-Only	14-4	259	18.5	32-83	.386	14-45	.311	26-34	.765	12	14	26	1.9	21-0	9	13	4	4	104-7.4
PETERS, Wil	33-33	1117	33.8	78-215	.363	36-114	.316	51-64	.797	21	75	96	2.9	57-1	115	80	8	41	243-7.4
Conference-Only	16-16	550	34.4	39-103	.379	16-51	.314	27-35	.771	12	41	53	3.3	26-1	55	38	2	20	121-7.6
MOORE, Kenny	26-5	507	19.5	57-147	.388	17-54	.315	57-78	.731	24	54	78	3.0	54-1	34	36	4	22	188-7.2
Conference-Only	16-0	294	18.4	35-83	.422	10-29	.345	31-42	.738	15	30	45	2.8	33-0	24	19	3	14	111-6.9
RHETT, M.J.	33-26	578	17.5	53-115	.461	0-0	.000	23-41	.561	46	101	147	4.5	68-1	15	34	14	14	129-3.9
Conference-Only	16-12	280	17.5	31-61	.508	0-0	.000	15-25	.600	17	57	74	4.6	31-0	7	16	9	9	77-4.8
HARRIS, Jay	30-17	362	12.1	20-69	.290	6-31	.194	20-38	.526	3	23	26	0.9	39-1	22	44	1	15	66-2.2
Conference-Only	15-12	248	16.5	14-47	.298	5-24	.208	17-28	.607	2	12	14	0.9	21-1	13	19	1	9	50-3.3
BUTCHER, Kharon	23-0	257	11.2	12-36	.333	8-28	.286	11-22	.500	5	23	28	1.2	34-0	16	18	0	15	43-1.9
Conference-Only	10-0	51	5.1	2-8	.250	2-8	.250	2-2	1.000	0	4	4	0.4	11-0	1	1	0	2	8-0.8
GREEN, Michael	26-3	162	6.2	13-31	.419	0-2	.000	12-14	.857	9	26	35	1.3	18-0	0	14	14	1	38-1.5
Conference-Only	12-0	51	4.3	5-9	.556	0-1	.000	2-3	.667	3	9	12	1.0	6-0	0	4	2	1	12-1.0
CONNER, Chris	19-0	120	6.3	7-24	.292	5-17	.294	4-8	.500	4	8	12	0.6	9-0	6	9	0	2	23-1.2
Conference-Only	13-0	93	7.2	3-17	.176	2-11	.182	2-4	.500	2	5	7	0.5	7-0	5	5	0	2	10-0.8
FREDRICK, Tashan	23-1	148	6.4	9-23	.391	1-7	.143	6-7	.857	7	12	19	0.8	19-0	6	4	0	6	25-1.1
Conference-Only	11-1	65	5.9	5-9	.556	0-1	.000	5-5	1.000	4	5	9	0.8	9-0	2	3	0	1	15-1.4
BAWA, Muniru	15-1	57	3.8	2-14	.143	0-0	.000	3-4	.750	4	3	7	0.5	11-0	0	2	2	1	7-0.5
Conference-Only	4-0	6	1.5	0-1	.000	0-0	.000	2-2	1.000	0	1	1	0.3	1-0	0	0	0	0	2-0.5
Total	33			774-1773	.437	203-587	.346	499-724	.689	381	746	1127	34.2	609-7	415	495	113	248	2250-68.2
Conference-Only	16			393-875	.449	89-268	.332	260-369	.705	190	362	552	34.5	288-4	191	223	49	114	1135-70.9
Opponents	33			765-1734	.441	222-623	.356	447-648	.690	322	728	1050	31.8	655-22	405	521	113	220	2199-66.6
Conference-Only	16			381-842	.452	111-312	.356	205-307	.668	153	353	506	31.6	316-8	188	254	46	100	1078-67.4

<u>Attendance</u>	<u>TSU</u>	<u>Opponents</u>	<u>Scoring By Period</u>				<u>Deadball Rebounds</u>				
Total	43,399	88,313		<u>1st</u>	<u>2nd</u>	<u>OT</u>	<u>Total</u>		<u>Off.</u>	<u>Def.</u>	<u>Total</u>
Home Games/Avg.	13/3,338	16/3,875	Tennessee State	957	1248	45	2250	Tennessee State	101	12	113
Neutral Sites/Avg.	-	4/6,580	Opponents	1015	1149	35	2199	Opponents	90	14	104

## 2011-12 RESULTS (20-13, 11-5 OVC – Home: 11-2, Away: 7-9, Neutral: 2-2)

### NOVEMBER

1	<b>TREVECCA NAZARENE (exh.) W, 90-52</b>	
11	at Saint Louis	L, 71-37
14	at Western Kentucky	L, 52-49
16	<b>FISK W, 81-57</b>	
20	at South Carolina <sup>1</sup>	W, 64-63
22	at #1 North Carolina <sup>1</sup>	L, 102-69
25	vs. Mississippi Valley St. <sup>2</sup> L, 90-89 (2ot)	
26	vs. Morgan State <sup>2</sup>	W, 69-64

### DECEMBER

1	<b>MIDDLE TENNESSEE L, 77-62</b>	
6	at Belmont	L, 75-62
10	<b>CENTRAL MICHIGAN W, 65-57</b>	
17	at Delaware State	W, 59-55
19	<b>LEMOYNE-OWEN W, 92-55</b>	
21	<b>ALABAMA A&amp;M W, 78-68</b>	
29	<b>UT MARTIN* W, 83-67</b>	
31	at Eastern Kentucky*	L, 73-68

### JANUARY

5	at Tennessee Tech*	L, 92-86
7	at Jacksonville State*	L, 72-65
11	<b>MOREHEAD STATE* W, 77-72</b>	
14	<b>SIUE* W, 52-49</b>	
16	at Austin Peay*	L, 69-63

19	at Eastern Illinois*	W, 55-46
26	at UT Martin*	W, 72-59
28	<b>EASTERN KENTUCKY* W, 91-85 (2ot)</b>	
30	<b>AUSTIN PEAY* W, 77-57</b>	

### FEBRUARY

4	at Southeast Missouri*	W, 75-72
9	at #7 Murray State*	W, 72-68
11	<b>TENNESSEE TECH* W, 68-53</b>	
14	<b>JACKSONVILLE STATE* W, 69-64 (ot)</b>	
19	at Miami (Ohio) <sup>3</sup>	W, 68-61
23	<b>#12 MURRAY STATE* L, 80-62</b>	

### MARCH

2	vs. Morehead State <sup>4</sup>	W, 59-52
3	vs. #9 Murray State <sup>4</sup>	L, 54-52
13	at Mercer <sup>5</sup>	L, 68-60

<sup>1</sup> Las Vegas Invitational (campus sites)

<sup>2</sup> Las Vegas Invitational (Las Vegas, Nev.)

<sup>3</sup> Sears BracketBusters

<sup>4</sup> OVC Tournament (Nashville, Tenn.)

<sup>5</sup> CollegeInsider.com Postseason Tournament

\* Ohio Valley Conference Game

Home Games in Bold



**Robert Covington**  
Senior • Forward  
17.8 ppg, 7.9 rpg, 1.5 spg in 2011-12



## 2012-13 SCHEDULE

### NOVEMBER

10	CROWLEY'S RIDGE	8:00 p.m.
15	COASTAL CAROLINA	7:00 p.m.
17	at East Tennessee State	3:00 p.m.
20	EVANSVILLE	7:30 p.m.
28	at Loyola (Chicago)	7:00 p.m.
30	at Lipscomb	7:00 p.m.

### DECEMBER

3	BEREA (KY.)	7:00 p.m.
6	GREEN BAY	7:30 p.m.
8	at Gardner-Webb	6:00 p.m.
15	at Milwaukee	7:00 p.m.
18	at Auburn	7:00 p.m.
22	at Oklahoma State	12:00 p.m.
29	at Jacksonville State*	4:30 p.m.

### JANUARY

3	TENNESSEE STATE*	7:00 p.m.
5	BELMONT*	7:30 p.m.
10	at Eastern Illinois*	7:00 p.m.
12	at SIUE*	7:30 p.m.
19	at Southeast Missouri*	7:00 p.m.
24	MURRAY STATE* (ESPNU)	7:00 p.m.
26	AUSTIN PEAY*	7:30 p.m.
31	at Tennessee State*	7:00 p.m.

### FEBRUARY

2	at Belmont*	7:30 p.m.
9	JACKSONVILLE STATE*	7:30 p.m.
14	at Eastern Kentucky*	6:00 p.m.
16	at Morehead State*	6:30 p.m.
21	UT MARTIN*	7:00 p.m.
23	TBD <sup>1</sup>	TBA
28	EASTERN KENTUCKY*	7:30 p.m.

### MARCH

2	MOREHEAD STATE*	7:30 p.m.
6-9	OVC Tournament <sup>2</sup>	TBD

<sup>1</sup> ESPN Sears BracketBusters

<sup>2</sup> OVC Tournament (Municipal Auditorium - Nashville, Tenn.)

\* Ohio Valley Conference Game

Home Games in Bold

All Times Central and Subject to Change

## TEAM NOTES

• Tennessee Tech will look to replace the production of Kevin Murphy, who was a first-team All-OVC selection a year ago and was a second round draft pick of the NBA's Utah Jazz.

• Senior Jud Dillard led the OVC and ranked 65th nationally in rebounding (8.5/game) in 2011-12 despite standing just 6'5".

# TENNESSEE TECH GOLDEN EAGLES

### Basic Information

Location: ..... Cookeville, Tenn.  
Enrollment: ..... 11,768  
Founded: ..... 1915  
Nickname: ..... Golden Eagles  
Colors: ..... Purple and Gold  
President: ..... Dr. Philip Oldham  
Athletic Director: ..... Mark Wilson  
Arena (Capacity): ..... Eblen Center (9,282)

### Media Relations

Contact: ..... Mike Lehman  
Office Phone: ..... (931) 372-3883  
Cell Phone: ..... (224) 639-3710  
Fax: ..... (931) 372-3114  
Email: ..... mlehman@tntech.edu  
Web site: ..... www.TTUSports.com  
Press Row Phone: ..... (931) 372-6077

### Team Information

Players Returning/Lost ..... 6/7  
Starters Returning/Lost ..... 3/2  
2011-12 Record/OVC (Finish): .. 19-14/9-7 (4th/tie)  
Postseason: ... CollegeInsider.com Tournament

All-Time Record: ..... 1,021-990 (.508)  
All-Time OVC Record: ..... 428-462 (.481)  
Joined OVC: ..... 1948

### OVC Regular Season Titles (7)

1956, 1958, 1963, 1985, 2001, 2002, 2005

### OVC Tournament Titles (1)

1967

### NCAA Tournament Appearances (1)

1958, 1963

## 2012-13 ROSTER

No.	Name	Pos.	Ht.	Wt.	Yr.	Hometown (Last School)
0	Josiah Moore	G	6-5	215	So.	Oakville, Canada (Nebraska)
2	Jeremiah Samarrippas	G	5-10	170	Jr.	Bartow, Fla. (Southern Methodist)
3	Matt Marseille	G/F	6-5	200	Jr.	Brooklyn, N.Y. (Centenary College)
4	DeOndre Haynes	G	6-3	180	Fr.	Calera, Ala. (Calera)
5	Javon McKay	G/F	6-4	195	So.	Roswell, Ga. (Dunwoody)
10	Lanerryl Johnson	G	6-1	170	R-Fr.	Atlanta, Ga. (Walton)
11	Terrell Barnes	F/C	6-7	275	Sr.	Riverdale, Ga. (Riverdale)
12	Mitchell Hill	G	6-1	180	So.	Cookeville, Tenn. (Cookeville)
15	Ammanuel Diressa	G	6-4	190	Fr.	Toronto, Canada (Eastern Commerce)
25	Jud Dillard	G	6-5	200	Sr.	Atlanta, Ga. (Riverdale)
30	Ryon Riggins	F/C	6-9	210	R-Fr.	Sugar Hill, Ga. (North Gwinnett)
33	Dennis Ogbe	F	6-7	220	Jr.	Munich, Germany (Franken Hexer)
35	Anthony Morse	F	6-8	215	Fr.	Lawrenceville, Ga. (Dacula)
50	Eric Weisenbach	F/C	7-0	215	Fr.	Dublin, Ohio (Dublin Coffman)

## COACHING STAFF

### Head Coach Steve Payne

Alma Mater: ..... Union College (Ky.), 1990

Hometown: ..... Russell Springs, Ky.

Family: ..... Wife - Kelli

..... Children - Parker, Paxton, Abigail

Career Record: ..... 19-14 (1 yr.)

School Record: ..... same

OVC Record: ..... 9-7

OVC Tournament Appearances: ..... 1

NCAA Tournament Appearances: ..... 0

### Assistant Coaches

Russ Willemsen ..... 7th season (Lee University, 2006)

Rick Cabrera ..... 1st season (Tennessee Tech, 2009)

Brian Kloman ..... 1st season (Tennessee, 2002)

Frank Davis (Ops) ..... 1st season (Tennessee Tech, 2010)



### Career Head Coaching Record

Year	School	Overall	Conf.
2011-12	Tennessee Tech	19-14	9-7

### Coach Payne Facts

Payne was named the 12th head coach in Tennessee Tech history on March 23, 2011...He took over for Mike Sutton, the man he served as an associate head coach for during the previous nine seasons...In the early portion of the 2005 season Payne temporarily took over the head coaching duties for Sutton who was stricken with Guillain-Barre Syndrome; he led the team to an 18-11 record (handling most of the head coaching duties for the balance of the year) and was named OVC Coach of the Year by CollegeInsider.com and CBSSportsline.com...Prior to joining the TTU staff Payne was the head coach at Frank Phillips Junior College in Borger, Texas from 2000-02...Payne also served as an assistant coach at Union University (1991-94), Northwestern State (1994-96) and Georgetown College (1996-00).

## 2011-12 STATISTICS

PLAYER	GP-GS	MIN	AVG	TOTAL		3-POINTERS		FT-FTA	PCT	REBOUNDS				PF-FO	A	TO	BLK	STL	PTS-AVG
				FG-FGA	PCT	FG-FGA	PCT			OFF	DEF	TOT	AVG						
MURPHY, Kevin	33-32	1139	34.5	239-538	.444	79-190	.416	124-172	.721	30	143	173	5.2	71-1	76	108	7	28	681-20.6
Conference-Only	16-16	551	34.4	114-268	.425	44-106	.415	66-88	.750	17	67	84	5.3	35-1	47	62	3	10	338-21.1
DILLARD, Jud	33-32	1103	33.4	198-382	.518	7-33	.212	169-205	.824	85	197	282	8.5	65-2	42	79	5	34	572-17.3
Conference-Only	16-16	541	33.8	97-185	.524	4-12	.333	101-124	.815	50	93	143	8.9	36-2	21	35	2	20	299-18.7
SWANSEY, Zac	33-33	1174	35.6	100-246	.407	43-117	.368	17-32	.531	12	69	81	2.5	48-0	192	114	1	72	260-7.9
Conference-Only	16-16	583	36.4	49-120	.408	22-51	.431	9-14	.643	7	37	44	2.8	23-0	101	59	0	31	129-8.1
BAILEY, Zach	33-4	834	25.3	76-179	.425	31-91	.341	77-93	.828	26	53	79	2.4	98-2	34	48	6	37	260-7.9
Conference-Only	16-0	401	25.1	39-87	.448	15-41	.366	38-45	.844	18	27	45	2.8	48-1	14	24	5	18	131-8.2
McMORROW, Liam	30-6	417	13.9	48-83	.578	0-0	.000	40-62	.645	40	57	97	3.2	80-3	9	33	13	6	136-4.5
Conference-Only	13-0	151	11.6	15-24	.625	0-0	.000	13-21	.619	11	24	35	2.7	32-0	6	8	3	1	43-3.3
INAMETI, Basseyy	33-8	414	12.5	43-77	.558	0-2	.000	29-52	.558	24	34	58	1.8	71-2	12	36	32	7	115-3.5
Conference-Only	16-3	203	12.7	26-40	.650	0-1	.000	13-23	.565	11	13	24	1.5	32-1	9	17	18	5	65-4.1
OGBE, Dennis	31-20	315	10.2	35-55	.636	2-9	.222	20-28	.714	25	23	48	1.5	47-0	8	19	4	6	92-3.0
Conference-Only	15-13	173	11.5	19-29	.655	1-7	.143	7-10	.700	12	13	25	1.7	19-0	6	8	3	5	46-3.1
BARNES, Terrell	31-29	718	23.2	32-72	.444	0-0	.000	25-59	.424	55	81	136	4.4	84-3	46	25	6	15	89-2.9
Conference-Only	16-16	374	23.4	17-40	.425	0-0	.000	13-29	.448	24	48	72	4.5	44-2	19	10	1	7	47-2.9
DUNN, Chase	31-0	298	9.6	25-87	.287	16-61	.262	20-24	.833	4	7	11	0.4	21-0	17	16	0	9	86-2.8
Conference-Only	16-0	114	7.1	6-30	.200	4-20	.200	10-12	.833	1	2	3	0.2	7-0	5	5	0	3	26-1.6
McKAY, Javon	30-1	220	7.3	27-50	.540	1-6	.167	19-31	.613	19	29	48	1.6	42-1	11	12	4	9	74-2.5
Conference-Only	14-0	103	7.4	17-24	.708	1-3	.333	13-19	.684	10	16	26	1.9	18-0	2	5	3	3	48-3.4
HILL, Mitchell	6-0	9	1.5	0-1	.000	0-1	.000	0-0	.000	0	1	1	0.2	1-0	1	1	0	2	0-0.0
Conference-Only	4-0	3	0.8	0-0	.000	0-0	.000	0-0	.000	0	0	0	0.0	0-0	0	0	0	1	0-0.0
HUNLEY, Riley	5-0	9	1.8	0-1	.000	0-1	.000	0-0	.000	0	1	1	0.2	1-0	2	2	0	1	0-0.0
Conference-Only	4-0	3	0.8	0-1	.000	0-1	.000	0-0	.000	0	0	0	0.0	0-0	0	1	0	0	0-0.0
<b>Total</b>	<b>33</b>			<b>823-1771</b>	<b>.465</b>	<b>179-511</b>	<b>.350</b>	<b>540-758</b>	<b>.712</b>	<b>361</b>	<b>748</b>	<b>1109</b>	<b>33.6</b>	<b>629-14</b>	<b>450</b>	<b>499</b>	<b>78</b>	<b>226</b>	<b>2365-71.7</b>
Conference-Only	16			399-848	.471	91-242	.376	283-385	.735	182	366	548	34.2	294-7	230	235	38	104	1172-73.2
<b>Opponents</b>	<b>33</b>			<b>819-1809</b>	<b>.453</b>	<b>219-588</b>	<b>.372</b>	<b>500-683</b>	<b>.732</b>	<b>345</b>	<b>702</b>	<b>1047</b>	<b>31.7</b>	<b>666-20</b>	<b>438</b>	<b>503</b>	<b>90</b>	<b>227</b>	<b>2357-71.4</b>
Conference-Only	16			391-873	.448	101-276	.366	245-332	.738	164	312	476	29.8	329-12	202	234	39	119	1128-70.5

### Attendance

	TTU	Opponents
Total	28,086	54,041
Home Games/Avg.	14/2,006	15/2,947
Neutral Sites/Avg.	-	4/2,459

### Scoring By Period

	1st	2nd	OT	Total
Tennessee Tech	1111	1232	22	2365
Opponents	1058	1284	15	2357

### Deadball Rebounds

	Off.	Def.	Total
Tennessee Tech	91	10	101
Opponents	70	12	82

## 2011-12 RESULTS (19-14, 9-7 OVC – Home: 9-5, Away: 7-8, Neutral: 3-1)

### NOVEMBER

11	at Miami (Fla.)	L, 69-58
15	REINHARDT	W, 94-64
19	APPALACHIAN STATE	L, 68-63
22	at High Point	W, 62-57 (ot)
25	LAMAR	L, 85-65
27	WILBERFORCE	W, 84-83

### DECEMBER

3	at Duquesne	L, 77-67
7	EAST TENNESSEE	W, 83-74
10	LIPSCOMB	W, 89-87 (ot)
17	at Evansville	W, 72-70
19	at West Virginia <sup>1</sup>	L, 72-53
22	vs. Kennesaw State <sup>2</sup>	W, 81-68
23	vs. Bethune-Cookman <sup>2</sup>	W, 67-59
29	at SIUE*	L, 83-68
31	at UT Martin*	W, 85-62

### JANUARY

5	TENNESSEE STATE*	W, 92-86
7	MOREHEAD STATE*	W, 66-55
14	at #14 Murray State*	L, 82-74
19	JACKSONVILLE STATE*	L, 63-62
21	SOUTHEAST MISSOURI*	W, 77-62
26	at Eastern Kentucky*	W, 82-65

28	at Morehead State*	L, 56-50
30	SIUE*	W, 98-80

### FEBRUARY

2	at Austin Peay*	W, 94-88
4	at Jacksonville State*	W, 76-68
9	EASTERN ILLINOIS*	L, 74-57
11	at Tennessee State*	L, 68-53
15	EASTERN KENTUCKY*	W, 74-67
18	at Coastal Carolina <sup>3</sup>	W, 77-71
25	#12 MURRAY STATE*	L, 69-64

### MARCH

1	vs. Southeast Missouri <sup>4</sup>	W, 77-73
2	vs. #9 Murray State <sup>4</sup>	L, 78-58
13	at Georgia State <sup>5</sup>	L, 74-43

<sup>1</sup> Continental Tires Las Vegas Classic (campus sites)

<sup>2</sup> Continental Tires Las Vegas Classic (Las Vegas, Nev.)

<sup>3</sup> Sears BracketBusters

<sup>4</sup> OVC Tournament (Nashville, Tenn.)

<sup>5</sup> CollegeInsider.com Postseason Tournament

\* Ohio Valley Conference Game

Home Games in Bold



**Jud Dillard**  
Senior • Guard  
17.3 ppg, 8.5 rpg, 1.3 apg in 2011-12



# UT MARTIN SKYHAWKS

## 2012-13 SCHEDULE

### NOVEMBER

2	ILLINOIS COLLEGE (exh.)	11:00 a.m.
9	at Arkansas-Little Rock	7:00 p.m.
11	at Cincinnati (FOX Sports Ohio)	1:00 p.m.
14	FONTBONNE	7:00 p.m.
16	ARKANSAS STATE	7:00 p.m.
20	LYON COLLEGE	7:00 p.m.
24	at Bradley	1:00 p.m.
29	at Memphis (FOX Sports South)	7:00 p.m.

### DECEMBER

1	KENNESAW STATE	6:00 p.m.
5	at Central Arkansas	7:00 p.m.
8	at Lipscomb	6:30 p.m.
15	at Saint Louis	TBA
19	SAMFORD	7:00 p.m.
29	at Southeast Missouri*	12:00 p.m.
31	JACKSONVILLE STATE*	7:30 p.m.

### JANUARY

3	MURRAY STATE*	7:00 p.m.
5	AUSTIN PEAY*	6:00 p.m.
10	at Tennessee State*	7:00 p.m.
12	at Belmont*	4:00 p.m.
19	MOREHEAD STATE*	6:00 p.m.
24	at Eastern Illinois*	7:00 p.m.
26	at SIUE*	7:00 p.m.
31	EASTERN KENTUCKY*	7:00 p.m.

### FEBRUARY

7	EASTERN ILLINOIS*	7:00 p.m.
9	SIUE*	6:00 p.m.
16	SOUTHEAST MISSOURI*	6:00 p.m.
21	at Tennessee Tech*	7:00 p.m.
23	TBD <sup>1</sup>	TBA
28	at Murray State*	7:00 p.m.

### MARCH

2	at Austin Peay*	7:30 p.m.
6-9	OVC Tournament <sup>2</sup>	TBD

<sup>1</sup> ESPN Sears BracketBusters

<sup>2</sup> OVC Tournament (Municipal Auditorium - Nashville, Tenn.)

\* Ohio Valley Conference Game

### Home Games in Bold

All Times Central and Subject to Change

## TEAM NOTES

• Junior Mike Liabo enters the 2012-13 season just 174 points shy of becoming the program's 16th member of the 1,000 point club. He led the team in scoring last season (15.2 points per game) and has cracked double-figures in 50 of his 63 career games.

• This season also marks the return of Terence Smith, who was granted a medical redshirt in 2011-12. Smith was at times UT Martin's best player down the stretch as a true freshman in 2010-11, finishing the season with averages of 11.3 points, 3.5 rebounds and 3.1 assists per game.

• Also returning in 2012-13 is Myles Taylor, who became just the third Skyhawk to ever win OVC Freshman of the Year honors last season. Taylor reached double-figures in the scoring column 21 times last season, including 11 straight and 17 of 19 to close out his season.

• The Skyhawks have added two new faces to the coaching staff in Lance Egnatz (assistant coach) and Mark Halsell (graduate assistant). Egnatz has served as the top assistant at Lincoln Memorial University in Harrogate, Tenn. for the past four seasons while Halsell recently completed his playing career at Park University in Parkville, Mo.

### Basic Information

Location: ..... Martin, Tenn.  
Enrollment: ..... 8,400  
Founded: ..... 1900 (1951, Senior College)  
Nickname: ..... Skyhawks  
Colors: ..... Navy Blue and Orange  
Chancellor: ..... Dr. Thomas Rakes  
Athletic Director: ..... Phil Dane  
Arena: ..... Elam Center/Skyhawk Arena (5,000)

### Media Relations

Men's Basketball Contact: ..... Ryne Rickman  
Office Phone: ..... (731) 881-7632  
Cell Phone: ..... (270) 703-2601  
Fax: ..... (731) 881-7624  
Email: ..... rrickman@utm.edu  
Web site: ..... www.UTMSports.com  
Press Row Phone: ..... (731) 881-7694

### Team Information

Players Returning/Lost ..... 8/7  
Starters Returning/Lost ..... 4/1  
2011-12 Record/OVC (Finish): ..... 4-27/0-16 (11th)  
Postseason: ..... none

All-Time Record: ..... 675-868 (.437)  
All-Time OVC Record: ..... 133-231 (.365)  
Joined OVC: ..... 1992

### OVC Regular Season Titles (1)

2009

### OVC Tournament Titles

none

### NCAA Tournament Appearances

none

## 2012-13 ROSTER

No.	Name	Pos.	Ht.	Wt.	Yr.	Hometown (Last School)
0	Tobias Dowdell	F	6-7	215	So.	Birmingham, Ala. (Lawson State CC)
1	Dee Oldham	G	6-4	180	Fr.	Lebanon, Tenn. (Wilson Central)
2	Khristian Taylor	G	6-2	175	So.	Akron, Ohio (St. Vincent-St. Mary)
3	Terence Smith	G	6-4	185	R-So.	Russellville, Ala. (Russellville)
4	Bobby Jones	G	6-3	185	Jr.	Memphis, Tenn. (Eastern Oklahoma State)
10	Mike Liabo	G/F	6-6	195	Jr.	Naples, Fla. (Brehm Preparatory School)
11	Omar Minor	G	6-0	175	Jr.	Troy, Va. (Hargrave Military Academy)
15	DeMarc Richardson	G	6-2	170	Fr.	Eads, Tenn. (Briarcrest Christian)
22	Justin Childs	G	6-4	190	Jr.	New Orleans, La. (Mississippi Gulf Coast CC)
25	BJ McLaughlin	F	6-6	200	Fr.	Florissant, Mo. (Hazelwood Central)
32	Pierre Mopo	F	6-7	245	Jr.	Pearl, Miss. (Piney Woods)
33	Myles Taylor	F	6-7	250	So.	Little Rock, Ark. (Hall)
35	Corderio Maclin	F	6-8	240	Sr.	Memphis, Tenn. (Connors State College)
53	Jeremy Washington	F	6-7	230	Sr.	Little Rock, Ark. (Connors State College)

## COACHING STAFF

### Head Coach Jason James

Alma Mater: ..... Graceland, 2000

Hometown: ..... St. Louis, Mo.

Family: ..... Wife - Dani

..... Children - Sadie, Claire

Career Record: ..... 20-73 (3 yrs.)

School Record: ..... same

OVC Record: ..... 7-45

OVC Tournament Appearances: ..... 1

NCAA Tournament Appearances: ..... 0

### Assistant Coaches

Cornelius Jackson ..... 4th season (Marshall, 2001)

Lance Egnatz ..... 1st season (Lynn, 2002)

Andres Irarrazabal ..... 2nd season (UT Martin, 2011)

Mark Halsell (G.A.) ..... 1st season (Park, 2012)



### Career Head Coaching Record

Year	School	Overall	Conf.	Year	School	Overall	Conf.
2009-10	UT Martin	4-25	1-17	2011-12	UT Martin	4-27	0-16
2010-11	UT Martin	12-21	6-12				

### Coach James Facts

Was named head coach at UT Martin on June 5, 2009...Is the eighth head coach the program has had since becoming a senior college in 1951...Prior to taking over as head coach spent seven years with the Skyhawks program as an assistant coach under Bret Campbell...Prior to coming to UTM, was an assistant coach at Forest Park Community College in St. Louis for two seasons...That team finished second in the region during his first season at Forest Park...Served as the captain of his alma mater's team at Graceland University in Lamoni, Iowa...Was his team's Freshman Basketball Player of the Year in 1996-97 and team's MVP in 1999-00.

## 2011-12 STATISTICS

PLAYER	GP-GS	MIN	AVG	TOTAL		3-POINTERS		FT-FTA		REBOUNDS				PF-FO	A	TO	BLK	STL	PTS-AVG
				FG-FGA	PCT	FG-FGA	PCT	PCT	PCT	OFF	DEF	TOT	AVG						
LIABO, Mike	30-22	946	31.5	156-448	.348	68-223	.305	77-96	.802	20	100	120	4.0	48-0	79	85	4	17	457-15.2
Conference-Only	16-16	566	35.4	88-256	.344	41-132	.311	45-55	.818	13	58	71	4.4	28-0	44	44	2	10	262-16.4
TAYLOR, Myles	28-27	683	24.4	128-261	.490	3-16	.188	125-167	.749	59	87	146	5.2	87-3	22	47	21	20	384-13.7
Conference-Only	14-13	354	25.3	66-140	.471	0-4	.000	72-90	.800	30	42	72	5.1	46-2	11	23	7	10	204-14.6
SMITH, Dane	31-28	860	27.7	105-208	.505	1-6	.167	48-76	.632	80	79	159	5.1	76-1	42	56	2	38	259-8.4
Conference-Only	16-16	485	30.3	57-113	.504	1-3	.333	30-42	.714	35	45	80	5.0	43-1	20	26	1	19	145-9.1
KING, Troy	30-5	627	20.9	75-195	.385	28-97	.289	51-70	.729	26	71	97	3.2	42-0	33	62	6	11	229-7.6
Conference-Only	16-0	340	21.3	46-107	.430	15-53	.283	28-35	.800	15	30	45	2.8	24-0	18	24	4	7	135-8.4
MACLIN, Corderio	30-5	435	14.5	75-153	.490	0-0	.000	39-59	.661	22	43	65	2.2	79-3	10	36	11	10	189-6.3
Conference-Only	16-3	217	13.6	37-73	.507	0-0	.000	18-31	.581	10	20	30	1.9	40-2	5	13	5	5	92-5.8
WASHINGTON, Jeremy	31-28	767	24.7	76-177	.429	3-23	.130	25-37	.676	50	78	128	4.1	92-6	69	37	13	26	180-5.8
Conference-Only	16-16	376	23.5	36-86	.419	0-5	.000	6-12	.500	26	42	68	4.3	54-5	35	22	7	9	78-4.9
MINOR, Omari	31-30	828	26.7	32-90	.356	3-12	.250	24-35	.686	13	40	53	1.7	88-4	86	57	2	36	91-2.9
Conference-Only	16-16	488	30.5	19-56	.339	2-7	.286	13-21	.619	9	25	34	2.1	48-2	55	34	1	22	53-3.3
LOVE, Gary	19-0	225	11.8	13-34	.382	9-24	.375	3-7	.429	9	16	25	1.3	19-0	9	11	4	5	38-2.0
Conference-Only	15-0	163	10.9	10-25	.400	8-20	.400	0-2	.000	6	9	15	1.0	16-0	7	9	2	3	28-1.9
HARRIS, Martez	15-7	194	12.9	11-37	.297	4-11	.364	3-6	.500	19	17	36	2.4	9-0	8	13	5	6	29-1.9
Conference-Only	3-0	25	8.3	0-3	.000	0-1	.000	2-2	1.000	2	1	3	1.0	3-0	2	2	1	0	2-0.7
TAYLOR, Khristian	15-2	165	11.0	10-22	.455	2-8	.250	3-11	.273	5	13	18	1.2	7-0	8	12	1	5	25-1.7
Conference-Only	7-0	25	3.6	0-3	.000	0-0	.000	2-4	.500	2	1	3	0.4	1-0	2	1	0	0	2-0.3
YORK, Eli	11-0	65	5.9	6-18	.333	0-0	.000	5-6	.833	2	7	9	0.8	4-0	2	4	1	0	17-1.5
Conference-Only	1-0	1	1.0	0-0	.000	0-0	.000	0-0	.000	0	0	0	0.0	0-0	0	0	0	0	0-0.0
RICHARDSON, Chris	29-1	427	14.7	13-48	.271	4-17	.235	13-20	.650	4	19	23	0.8	44-1	33	43	2	13	43-1.5
Conference-Only	15-0	194	12.9	3-17	.176	2-9	.222	3-7	.429	1	6	7	0.5	19-0	21	20	1	7	11-0.7
MOPO, Pierre	8-0	50	6.3	1-7	.143	0-0	.000	0-2	.000	3	10	13	1.6	6-0	2	3	1	0	2-0.3
Conference-Only	3-0	15	5.0	0-3	.000	0-0	.000	0-1	.000	0	3	3	1.0	2-0	1	2	0	0	0-0.0
AKINBOBOLA, Wale	2-0	3	1.5	0-0	.000	0-0	.000	0-0	.000	0	0	0	0.0	0-0	0	0	0	0	0-0.0
Conference-Only	1-0	1	1.0	0-0	.000	0-0	.000	0-0	.000	0	0	0	0.0	0-0	0	0	0	0	0-0.0
<b>Total</b>	<b>31</b>			<b>701-1698</b>	<b>.413</b>	<b>125-437</b>	<b>.286</b>	<b>416-592</b>	<b>.703</b>	<b>371</b>	<b>615</b>	<b>986</b>	<b>31.8</b>	<b>602-18</b>	<b>403</b>	<b>478</b>	<b>73</b>	<b>187</b>	<b>1943-62.7</b>
Conference-Only	16			362-882	.410	69-234	.295	219-302	.725	179	298	477	29.8	325-12	221	224	31	92	1012-63.2
<b>Opponents</b>	<b>31</b>			<b>849-1682</b>	<b>.505</b>	<b>166-457</b>	<b>.363</b>	<b>463-672</b>	<b>.689</b>	<b>336</b>	<b>726</b>	<b>1062</b>	<b>34.3</b>	<b>551-12</b>	<b>486</b>	<b>405</b>	<b>138</b>	<b>240</b>	<b>2327-75.1</b>
Conference-Only	16			440-847	.519	85-224	.379	275-378	.728	164	382	546	34.1	288-8	243	205	75	112	1240-77.5

### Attendance

	UTM	Opponents
Total	20,335	62,747
Home Games/Avg.	14/1,452	17/3,691
Neutral Sites/Avg.	-	0/0

### Scoring By Period

	1st	2nd	OT	Total
UT Martin	877	1044	22	1943
Opponents	1105	1193	29	2327

### Deadball Rebounds

	Off.	Def.	Total
UT Martin	44	45	89
Opponents	46	32	78

## 2011-12 RESULTS (4-27, 0-16 OVC – Home: 2-12, Away: 2-15, Neutral: 0-0)

### NOVEMBER

<b>4</b>	<b>WEBSTER (exhibition)</b>	<b>W, 90-72</b>
11	at #8 Louisville <sup>1</sup>	L, 83-48
13	at Ohio <sup>1</sup>	L, 74-65
17	at Arkansas State <sup>1</sup>	L, 63-45
<b>19</b>	<b>ROCHESTER COLLEGE</b>	<b>W, 76-59</b>
<b>22</b>	<b>LAMAR</b>	<b>L, 80-69</b>
25	at #24 Mississippi State	L, 76-50
27	at UAB	W, 59-54
<b>30</b>	<b>CENTRAL ARKANSAS</b>	<b>L, 75-68</b>

### DECEMBER

<b>3</b>	<b>BALL STATE</b>	<b>L, 71-48</b>
6	at Lipscomb	L, 70-55
10	at Middle Tennessee	L, 78-62
<b>13</b>	<b>BETHEL</b>	<b>W, 86-83</b>
<b>18</b>	<b>IPFW</b>	<b>L, 82-76</b>
21	at #22 Murray State*	L, 78-54
29	at Tennessee State*	L, 83-67
<b>31</b>	<b>TENNESSEE TECH*</b>	<b>L, 85-62</b>

### JANUARY

<b>5</b>	<b>SOUTHEAST MISSOURI*</b>	<b>L, 73-71</b>
<b>7</b>	<b>SIUE*</b>	<b>L, 69-65</b>
12	at Eastern Illinois*	L, 68-55
19	at Eastern Kentucky*	L, 86-78 (2ot)

21	at Morehead State*	L, 62-56
<b>26</b>	<b>TENNESSEE STATE*</b>	<b>L, 72-59</b>
28	at Austin Peay*	L, 92-73

### FEBRUARY

<b>2</b>	<b>JACKSONVILLE STATE*</b>	<b>L, 85-74</b>
<b>4</b>	<b>#9 MURRAY STATE*</b>	<b>L, 65-58</b>
9	at Southeast Missouri*	L, 86-56
<b>11</b>	<b>EASTERN ILLINOIS*</b>	<b>L, 74-71</b>
14	at Kennesaw State	W, 76-75 (ot)
18	at Southeastern Louisiana <sup>2</sup>	L, 64-48
<b>23</b>	<b>AUSTIN PEAY*</b>	<b>L, 85-67</b>
25	at Jacksonville State	L, 77-46

<sup>1</sup> Global Sports Challenge (campus sites)

<sup>2</sup> Sears BracketBusters

\* Ohio Valley Conference Game

**Home Games in Bold**



**Mike Liabo**  
Junior • Guard/Forward  
15.2 ppg, 4.0 rpg, 68 3's in 2011-12