




Northern Sun Intercollegiate Conference

RELEASE No. 13

FOR IMMEDIATE RELEASE

Nick Kornder • Asst. Commissioner for Media Relations • 2999 County Road 42 West • Burnsville, MN 55306 • P: 651.288.4017 • F: 952.378.1694 • Kornder@northernsun.org



FOOTBALL RELEASE

NOVEMBER 25, 2013

www.northernsun.org



NCAA FOOTBALL

WEEK 12 RESULTS

November 23 - NCAA Super Region #3 Playoffs

- (6) #12 St. Cloud State 40 at (3) #4 Henderson State 35
- (5) #14 Emporia State 13 at (4) #5 Minnesota Duluth 55

WEEK 13 SCHEDULE

November 30 - NCAA Super Region #3 Playoffs

- (4) #5 Minnesota Duluth at (1) #2 NW Missouri St. 12 p.m.
- (6) #12 St. Cloud State at (2) #1 Minnesota State 12 p.m.

WEEK 14 SCHEDULE

December 7 - Super Region #3 Championship

- SCSU/MSU vs. UMD/NMSU TBA
- SMSU vs. #17 Pittsburg State 12 p.m.
- Mineral Water Bowl

Northern Sun Intercollegiate Conference Overall Football Standings

as of November 25, 2013

	W-L	NSIC Win %	Strk
#1 Minnesota State*\$	11-0	1.000	W11
#5 Minnesota Duluth\$	11-1	10-1 .909	W8
#12 St. Cloud State\$	11-1	10-1 .909	W6
SMSU &	7-4	7-4 .636	W4
U-Mary		6-5 .545	W1
Winona State		6-5 .545	L1
Sioux Falls		6-5 .545	W1
Upper Iowa		6-5 .545	L1
Concordia-St. Paul		5-6 .455	W1
Augustana		4-7 .364	L2
MSU Moorhead		4-7 .364	L1
Northern State		4-7 .364	L1
Bemidji State		3-8 .273	W1
Minnesota Crookston		2-9 .182	L4
Minot State		2-9 .182	L3
Wayne State		2-9 .182	L6

Rankings based on AFCA Coaches Poll (11/18/13)
*NSIC Champ \$NCAA Playoffs & Mineral Water Bowl

North Division Standings

#5 Minnesota Duluth*	7-0	1.000
#12 St. Cloud State	6-1	.857
U-Mary	4-3	.571
MSU Moorhead	4-3	.571
Northern State	3-4	.429
Minnesota Crookston	2-5	.286
Bemidji State	1-6	.143
Minot State	1-6	.143

South Division Standings

#1 Minnesota State*	7-0	1.000
Southwest Minnesota State	5-2	0.714
Winona State	4-3	0.571
Sioux Falls	4-3	0.571
Upper Iowa	3-4	0.429
Concordia-St. Paul	2-5	0.286
Augustana	2-5	0.286
Wayne State	1-6	0.143

*Division Champs

The NSIC football schedule is broken into two eight-team divisions (North/South). Each team will play 11 conference games that will count towards the NSIC Overall Champion as well as seven divisional games that will count towards the NSIC North/South Championships. In all, three league championships will be awarded (Overall Champion, North Division Champion, South Division Champion). Ties will not be broken for league or division champions.



American Football Coaches Association DII Coaches' Poll - November 18, 2013

Rk	School (1st votes)	2013 Rec.	2013 Pts.	2013 Rank
1.	Minnesota State (21)	11-0	787	1
2.	Northwest Missouri St. (10)	11-0	777	2
3.	Colorado St.-Pueblo (1)	11-0	737	3
4.	Henderson St. (Ark.)	11-0	691	4
5.	Minnesota Duluth	10-1	649	5
6.	Shepherd (W.Va.)	10-0	638	7
7.	Ohio Dominican	10-0	615	8
8.	North Carolina-Pembroke	9-1	537	10
9.	Winston-Salem St. (N.C.)	9-1	508	9
10.	Indianapolis (Ind.)	10-1	494	11
11.	Bloomsburg (Pa.)	10-1	476	12
12.	St. Cloud State (Minn.)	10-1	451	13
13.	Lenoir-Rhyne (N.C.)	10-1	426	14
14.	Emporia St. (Kan.)	9-1	399	16
15.	West Chester (Pa.)	10-1	346	17
16.	North Alabama	8-2	298	20
17.	Pittsburg St. (Kan.)	9-2	272	6
18.	Carson-Newman (Tenn.)	9-2	253	21
19.	West Texas A&M	9-2	194	25
20.	Slippery Rock (Pa.)	9-2	143	18
21.	Saginaw Valley St. (Mich.)	9-2	135	15
22.	Grand Valley St. (Mich.)	9-2	99	NR
23.	Indiana (Pa.)	9-2	94	NR
24.	Virginia St.	9-1	77	22
25.	Newberry (S.C.)	9-2	59	NR

Dropped Out: Missouri Western St. (19), Washburn (Kan.) (23), Midwestern St. (Texas) (24)

D2Football.com Poll November 19, 2013

Rk	School	Rec	LW.
1	Minnesota State	11-0	1
2	Northwest Missouri	11-0	2
3	CSU-Pueblo	11-0	3
4	Minnesota Duluth	10-1	4
5	Henderson State	11-0	5
6	Shepherd	10-0	7
7	Ohio Dominican	10-0	8
8	Winston-Salem	9-1	9
9	Indianapolis	10-1	10
10	Bloomsburg	10-1	13
11	Lenoir-Rhyne	10-1	14
12	St. Cloud State	10-1	15
13	Emporia State	9-1	16
14	Pittsburg State	9-2	6
15	UNC Pembroke	9-1	17
16	West Chester	10-1	19
17	West Texas A&M	9-2	20
18	North Alabama	8-2	21
19	Carson-Newman	9-2	24
20	Slippery Rock	9-2	12
21	Saginaw Valley	9-2	11
22	Missouri Western	8-3	18
23	Grand Valley	9-2	NR
24	Newberry	9-2	NR
25	Washburn	8-3	22



The NSIC is a 16-team, 18-sport, NCAA Division II Conference with teams located in Iowa, Minnesota, Nebraska, North Dakota and South Dakota.

- Augustana College • Bemidji State • Concordia -St. Paul • University of Mary • Minnesota , Crookston • Minnesota Duluth • Minnesota State University, Mankato • MSU Moorhead • Minot State • Northern State • Sioux Falls • Southwest Minnesota State • St. Cloud State • Upper Iowa • Wayne State • Winona State •

2013 NCAA Division II Playoff First Round

Arkadelphia, Ark.

Saturday, November 23, 2013

#12 St. Cloud State 40 at #4 Henderson State 35

Arkadelphia, Ark. – The #12 St. Cloud State University football team has advanced to the second round of the NCAA Division II Football Playoffs thanks to a 40-35 upset win over #4 Henderson State University Saturday afternoon at Carpenter-Haygood Stadium in Arkadelphia, Ark.

The win gives the Huskies (11-1) the first 11 win season in school history. Henderson State finishes the 2013 season with an 11-1 record.

St. Cloud State, the #6 seed in Super Region 3 will face the #2 seed and #1 team in the country, Minnesota State (11-0) next Saturday at 12 noon in Mankato.

St. Cloud State senior runningback Michael Walker (Walworth, Wis.) rushed for two touchdowns and threw for a third to lead the Huskies. Walker rushed 14 times for 76 yards and scored on runs of one and 40 yards. He completed a 47-yard pass attempt to senior receiver Dan Brown (Robbinsdale) to give the Huskies a 40-28 lead with 7:16 left in the game.

Senior quarterback and Harlon Hill candidate Phillip Klaphake (Princeton) completed 21 of 36 passes for 263 yards and one touchdown, and was intercepted once. He also rushed for 39 yards and one touchdown.

Chad Peterson (WR, Sr., Winona) caught a personal career high eight passes for a season high 81-yards. Brown finished the game with three catches for 92 yards and one touchdown. Redshirt first-year receiver Matt Hentges (Eagan) caught a 14-yard touchdown pass and finished the day with two catches for 40 yards.

The Husky defense forced four fumbles, recovered two and intercepted two passes. Senior linebacker Todd Bestgen (Rochester) had a career-high 11 tackles in the game including one sack and two quarterback hurries. Seniors Eric Poggenburg (Cedarburg, Wis.) and Marvin Matthews (Roseville) each had an interception in the game. Poggenburg and fellow seniors Miky Woods (Brooklyn Park) and Tate Christopherson (Maple Grove) each had nine tackles.

Henderson State junior quarterback and Harlon Hill candidate Kevin Rodgers led the high octane Reddies offense. Rodgers, the Great American Conference Offensive Player of the Year for the second year in a row completed 41 of 54 passes for 567 yards and four touchdowns. Rodgers averages 378.0 yards passing per game and completed the season with 40 touchdown passes. He has thrown for over 4,200 yards this season. His main targets included Darius Davis who caught ten passes for 213 yards and two touchdowns. Dustin Holland had nine catches and Israel Valentin had seven catches for 138 yards.

Keaton Stigger, the conference defensive player of the year and the leading tackler in the GAC, led all players with 16 tackles including 12 solo stops.

The Reddies rolled up 619 yards of total offense while the Huskies tallied 477 yards. The Huskies led 27-14 at halftime. After the Huskies fumbled on their opening drive of the second half, Henderson State scored on a seven-yard pass play to close within a touchdown, 27-21 at the 12:43 mark of the third quarter. The Huskies added Reddies exchanged touchdowns and Henderson State scored with 3:59 left in the fourth quarter on a five yard pass play to draw to 40-35 on a nine play, 75 yard drive. The Huskies took over and were able to gain three first downs to use up the clock but were stopped on a third and ten by Stigger and forced to punt. Henderson State attempted two passes in the final :12 seconds and both fell incomplete.

St. Cloud State advances to the second round of the NCAA playoffs for the third time in school history. This will be the first NCAA postseason game between the Huskies and Minnesota State. The two teams have played against each other in 77 games since the 1923 season. The last match-up was in 2012 and resulted in a 25-21 MSU win at Husky Stadium.

(Text courtesy of SCSU Sports Information)

2013 NCAA Division II Playoff First Round

Duluth, Minn.

Saturday, November 23, 2013

#14 Emporia State 13 at #5 Minnesota Duluth 55

Duluth, Minn. - The University of Minnesota Duluth's ground-and-pound show up on perhaps its most impressive performance of the 2013 season Saturday afternoon -- and its defensive effort wasn't too shabby, either. The Bulldogs rolled up nearly 500 rushing yards and held Emporia State University to its lowest total offense output of the season while cruising to a 55-13 home victory in the opening round of the NCAA II playoffs. With the win, UMD improves to 11-1 one on the year and will now pay a visit to the Maryville, Mo., next Saturday to take on the Super Region Three's top-ranked club, Northwest Missouri State University.

No. 5 UMD and the No. 14 Hornets entered the second quarter tied at 13-13 before the Bulldogs reeled off 42 unanswered points en route posting its most lopsided victory in 17 lifetime NCAA II playoff games. Red shirt freshman quarterback Drew Bauer made his postseason debut a memorable one by rushing 14 times for a career-high 173 yards and four touchdowns. He bolted 55 yards into the end zone on the second play of the game for the first of those scores and added three more touchdowns in the second quarter to help give the Bulldogs a comfortable 41-13 lead at the break. Junior running back Austin Sikorski added 122 yards and a touchdown on 15 carries for his fifth 100-yard run game of the year (and third in a row). Steve Ierulli, one of 20 UMD seniors who were making what could be their final home appearance, scored on third-quarter runs of 60 and 5 yards to cap off the triumph.

Defensively, the Bulldogs made it a long afternoon for Hornets -- especially their quarterback, Corben Jones, who was thrust in his first collegiate starting assignment due to an injury to record-setting regular Brent Wilson last week. UMD wound up sacking Jones seven times, which was one sack shy of the school single-game record, and also picked him off five times. Senior strong safety Travis Nordhus and sophomore cornerback Darion Fletcher, each had two interceptions. UMD held Emporia State (9-2) just 172 yards (341 yards below its per game average this fall) including minus-2 via the rush.

"I thought it was a good team victory for us -- both offensively and defensively," said first-year UMD head coach Curt Wiese. "To hold a talented offense like that to minus yards on the ground is really phenomenal. Drew Bauer and Austin Sikorski obviously played well and the guys on the perimeter, like the tight ends, did an outstanding job holding them out of the box."

The Bulldogs, who are in the NCAA playoffs for the sixth year in a row (and have a 12-5 record to show for it), will carry a nine-game winning streak into the Thanksgiving weekend clash with Northwest Missouri State (11-0). The two clubs have met three times previously in the postseason-- 2002, 2008 and 2010.

"We've had some great battles with them over the past 10 or so years," said Wiese, "And, we're going to go down there and give them a battle again Saturday afternoon. Our guys are excited."

(Text courtesy of UMD Sports Information)

For Updated Info Visit: www.northernsun.org

NSIC All-Conference Teams

NSIC North Division All-Conference First Team Offense

4	Avery Walker	RB	Sr.	Bemidji State	Milwaukee, Wis.
25	Nick Jolliffe	WR	Jr.	University of Mary	Bismarck, N.D.
12	Elby Pope	WR	Jr.	University of Mary	Grand Forks, N.D.
70	Andrew Muer	OL	Jr.	Minnesota Duluth	Perham, Minn.
77	Tom Olson	OL	Sr.	Minnesota Duluth	Coon Rapids, Minn.
67	Grant Schnobrich	OL	Sr.	Minnesota Duluth	Cedar Rapids, Iowa
28	Austin Sikorski	RB	Jr.	Minnesota Duluth	Plover, Wis.
8	Adam Jiskra	WR	So.	MSU Moorhead	Grafton, N.D.
85	Connor Doherty	TE	Fr.	Northern State	Brookings, S.D.
67	Karl Eichinger	OL	So.	St. Cloud State	Princeton, Minn.
16	Phillip Klaphake	QB	Sr.	St. Cloud State	Princeton, Minn.
73	Mitchell Weideman	OL	Jr.	St. Cloud State	Baxter, Minn.

NSIC North Division All-Conference First Team Defense

47	Buckley Wright	LB	Sr.	Bemidji State	Sioux City, Iowa
9	John Oyloe	DL	Sr.	University of Mary	Williston, N.D.
41	Grant Singer	LB	Jr.	University of Mary	Turtle Lake, N.D.
30	Preston Tescher	DB	So.	University of Mary	Bismarck, N.D.
21	Kenny Chowa	DB	Sr.	Minnesota Duluth	Menomonie, Wis.
95	Buma Foncham	DL	Jr.	Minnesota Duluth	Duluth, Minn.
31	Colby Ring	LB	Sr.	Minnesota Duluth	Baxter, Minn.
96	Chris Vandervest	DL	Sr.	Minnesota Duluth	Green Bay, Wis.
93	Jeff Bias II	DL	Jr.	St. Cloud State	Racine, Wis.
5	Tate Christopherson	LB	Sr.	St. Cloud State	Maple Grove, Minn.
7	Marvin Matthews	DB	Sr.	St. Cloud State	Roseville, Minn.
28	Jack Moro	DB	Sr.	St. Cloud State	Brookfield, Wis.

NSIC North Division All-Conference First Team Special Teams

37	Zach Pulkinen	P	Sr.	Bemidji State	Minot, N.D.
12	Elby Pope	RS	Jr.	University of Mary	Grand Forks, N.D.
40	Tyler Ryan	K	Sr.	University of Mary	Mesa, Ariz.

NSIC North Division All-Conference Second Team Offense

64	Jordan Oien	OL	Sr.	Bemidji State	Bemidji, Minn.
77	Michael Mortenson	OL	Jr.	University of Mary	Dickinson, N.D.
76	Peter Bateman	OL	Fr.	Minnesota Duluth	La Crescent, Minn.
86	Aaron Roth	WR	Jr.	Minnesota Duluth	Plymouth, Minn.
83	Cory Ambrose	WR	Fr.	MSU Moorhead	Grasston, Minn.
12	Jake Hodge	QB	So.	MSU Moorhead	Kasson, Minn.
21	Zayne Medhaug	RB	So.	MSU Moorhead	Wahpeton, N.D.
75	Jon Caspers	OL	Sr.	Northern State	Bird Island, Minn.
88	Corey Henne	TE	Sr.	St. Cloud State	Brookfield, Wis.
72	Bret Piekarski	OL	So.	St. Cloud State	Lakeville, Minn.
3	Damon Treat	WR	Sr.	St. Cloud State	Fairfield, Calif.
20	Michael Walker	RB	Sr.	St. Cloud State	Walworth, Wis.

NSIC North Division All-Conference Second Team Defense

18	Scott Christensen	DB	Jr.	Bemidji State	Stockbridge, Ga.
91	Dan Kiebler	DL	Jr.	Bemidji State	Franklin Park, Ill.
22	Craig Jeffery	DB	Sr.	University of Mary	Oroville, Calif.
44	Troy Guptill	DL	Jr.	University of Mary	Quinn, S.D.
7	Andrew Hall	LB	Jr.	Minnesota Crookston	Detroit, Mich.
46	Nate Zuk	LB	Sr.	Minnesota Duluth	Willow River, Minn.
11	Josh Weidler	LB	Sr.	Minot State	Velva, N.D.
34	Logan Dosch	DB	Sr.	Northern State	Aberdeen, S.D.
9	Ryan Weybrecht	LB	Jr.	Northern State	Gilbert, Ariz.
53	Chris Hansen	DL	Sr.	St. Cloud State	Slayton, Minn.
49	Bo Putrah	DL	Jr.	St. Cloud State	Faribault, Minn.
23	Jordan Sefon	DB	So.	St. Cloud State	Richfield, Minn.

NSIC North Division All-Conference Second Team Special Teams

37	Zach Pulkinen	K	Sr.	Bemidji State	Minot, N.D.
40	Tyler Ryan	P	Sr.	University of Mary	Mesa, Ariz.
3	Damon Treat	RS	Sr.	St. Cloud State	Fairfield, Calif.

NSIC South Division All-Conference First Team Offense

8	Dennis Carter	WR	Sr.	Minnesota State	Brooklyn Park, Minn.
52	Andrew Essman	OL	Sr.	Minnesota State	Lincoln, Neb.
63	Josh Meeker	OL	Jr.	Minnesota State	Omaha, Neb.
11	Jon Wolf	QB	Sr.	Minnesota State	Oak Forest, Ill.
2	Carrington Hanna	WR	Sr.	Sioux Falls	Streetsboro, Ohio
1	Anthony Dean	WR	Sr.	Southwest Minnesota State	Tampa, Fla.
67	Kyle Johnson	OL	Sr.	Southwest Minnesota State	Atwater, Minn.
60	Brandon Puffer	OL	Sr.	Southwest Minnesota State	Buffalo, Minn.
22	Tyler Tonderum	RB	Jr.	Southwest Minnesota State	Armstrong, Iowa
12	Lucas Hefty	TE	Jr.	Upper Iowa	Traer, Iowa
21	Chris Smith	RB	Jr.	Upper Iowa	Brown Deer, Wis.
70	Vance Ross	OL	Jr.	Winona State	Evanston, Ill.

NSIC South Division All-Conference First Team Defense

53	Jake Lee	DL	Jr.	Augustana	Blue Earth, Minn.
42	Ben Skelly	LB	Jr.	Augustana	Lakeville, Minn.
90	Zach Moore	DL	Sr.	Concordia-St. Paul	Chicago, Ill.
68	Barry Ballinger	DL	Jr.	Minnesota State	Wauwatosa, Wis.
20	Jordan Hale	DB	Sr.	Minnesota State	Omaha, Neb.
4	Nathan Hancock	DB	Jr.	Minnesota State	Independence, Mo.
33	Tyler Henderson	LB	So.	Minnesota State	Mankato, Minn.
22	Isaac Kolstad	LB	Sr.	Minnesota State	Mankato, Minn.
93	Chris Schaudt	DL	Sr.	Minnesota State	Slater, Iowa
3	Patrick Schmidt	DB	So.	Minnesota State	Menasha, Wis.
26	John Tidwell	DB	So.	Sioux Falls	Aurora, Colo.
37	Ethan Douglas	LB	Sr.	Upper Iowa	Brodhead, Wis.

NSIC South Division All-Conference First Team Special Teams

24	Tom Obarski	P	Jr.	Concordia-St. Paul	Apple Valley, Minn.
18	Sam Brockshus	K	Sr.	Minnesota State	Spencer, Iowa
8	Dennis Carter	RS	Sr.	Minnesota State	Brooklyn Park, Minn.

NSIC South Division All-Conference Second Team Offense

78	Steven Davis	OL	Sr.	Concordia St. Paul	Chicago, Ill.
74	Chris Reed	OL	Jr.	Minnesota State	Omaha, Neb.
2	Carrington Hanna	QB	Sr.	Sioux Falls	Streetsboro, Ohio
56	Derek Delaney	OL	Jr.	Sioux Falls	Neligh, Neb.
7	Charlie Kern	QB	Jr.	Southwest Minnesota State	Belle Plaine, Minn.
77	Casey Beck	OL	Jr.	Upper Iowa	Rockford, Ill.
3	Keaton Hosch	WR	Jr.	Upper Iowa	Independence, Iowa
1	Charlie Davidson	RB	Sr.	Wayne State	Kenosha, Wis.
4	Adam Stark	WR	Jr.	Wayne State	Elkhorn, Neb.
83	Alex Jensen	TE	Jr.	Winona State	Apple Valley, Minn.
66	Richard Lilla	OL	Sr.	Winona State	Rochester Minn.
81	Josh Mikes	WR	So.	Winona State	St. Charles Ill.
5	Chichi Ojika	RB	Sr.	Winona State	Irondale Minn.

NSIC South Division All-Conference Second Team Defense

47	Brandon Mohr	LB	So.	Augustana	Sioux Falls, S.D.
21	Thomas Vanasek	DB	Sr.	Augustana	Lakeville, Minn.
95	Josh Gordon	DL	So.	Minnesota State	Milwaukee, Wis.
17	Justin Otto	DB	So.	Minnesota State	Kenosha, Wis.
72	Kaleb Wendricks	DL	Jr.	Minnesota State	Suamico, Wis.
3	Tate Bunkers	DB	Sr.	Southwest Minnesota State	Dell Rapids, S.D.
5	AJ Page	DL	Jr.	Southwest Minnesota State	Minneapolis, Minn.
30	Keaton Martin	DB	Sr.	Upper Iowa	Somers, Iowa
93	Jeff Van Den Top	DL	Jr.	Wayne State	Hull, Iowa
49	Colin Corcoran	LB	So.	Winona State	Crystal Lake Ill.
34	Ryan Gerts	LB	Jr.	Winona State	Bloomington Ill.
12	Morgan Weaver	LB	Jr.	Winona State	Country Club Hills, Ill.

NSIC South Division All-Conference Second Team Special Teams

4	Wes Smith	RS	Sr.	Sioux Falls	Brunswick, Ga.
23	Mike Wenk	P	Jr.	Southwest Minnesota State	Hartford, S.D.

For Updated Info Visit: www.northernsun.org



2013 NSIC All-Conference Honorable Mention Teams

NSIC North Division All-Conference Honorable Mention Team

67 Tyler Abrahamson	OL	Sr.	Bemidji State	New Brighton, Minn.
90 J.J. Reinke	DL	Jr.	Bemidji State	New Prague, Minn.
95 Matt Shaver	DL	Sr.	Bemidji State	St. Cloud, Minn.
4 Craig Bagnell	QB	Sr.	University of Mary	Polson, Mont.
7 Scott Maldonado	DB	Sr.	University of Mary	Valley Springs, Calif.
4 Tevin Kellum	DB	Sr.	Minnesota Crookston	Detroit, Mich.
89 Jeremy Reierson	TE	Sr.	Minnesota Duluth	Elk River, Minn.
24 Travis Nordhus	DB	Sr.	Minnesota Duluth	Rochester, Minn.
86 Aaron Roth	RS	Jr.	Minnesota Duluth	Plymouth, Minn.
33 Nathan Zibolski	LB	So.	Minnesota Duluth	Dennison, Minn.
95 Ryan Dahleen	DL	Fr.	MSU Moorhead	Palos Hills, Ill.
33 Chris Lee	LB	So.	MSU Moorhead	Dell Rapids, SD
54 Troy Peterson	OL	So.	MSU Moorhead	Hitterdal, Minn.
50 Luke Artz	DL	Sr.	Minot State	Souris, N.D.
40 Chad Marshall	LB	Sr.	Minot State	Hazen N.D.
23 Wayne Peters	WR	Sr.	Minot State	Carson, Calif.
28 Cam Pudwill	DL/RB	So.	Northern State	Redfield, S.D.
94 Ikee Sirleaf	DL	Sr.	Northern State	Anoka, Minn.
31 Paul Woodward	DB	Jr.	Northern State	Las Vegas, Nev.
48 Todd Bestgen	LB	Sr.	St. Cloud State	Rochester, Minn.
8 Dan Brown	WR	Sr.	St. Cloud State	Robbinsdale, Minn.
15 Eric Poggenburg	DB	Sr.	St. Cloud State	Cedarburg, Wis.
1 Renard Robinson	WR	Sr.	St. Cloud State	Bloomington, Minn.
9 Eli Shoemaker	WR	Sr.	St. Cloud State	Graham, Wash.
34 Ledell White	RB	So.	St. Cloud State	Milwaukee, Wis.

NSIC South Division All-Conference Honorable Mention Team

14 Justin Brown	DB	So.	Augustana	Littleton, Colo.
3 Noah Huisman	WR	Sr.	Augustana	Mason City, Iowa
21 Abdullah Asad	DB	Sr.	Concordia-St. Paul	Chicago, Ill.
3 Jermaine Clemon	TE	Jr.	Concordia-St. Paul	Racine, Wis.
45 Nick Jauch	LB	Jr.	Concordia-St. Paul	Middleton, Wis.
29 Josh Trifunov	LB	So.	Concordia-St. Paul	St. Paul, Minn.
83 Bryce Duncan	TE	So.	Minnesota State	Rochester, Minn.
5 Connor Thomas	RB	So.	Minnesota State	Chicago, Ill.
86 Jace Bunkers	P	So.	Sioux Falls	Sioux Falls, S.D.
57 Grant Schindler	DL	So.	Sioux Falls	Chippewa Falls, Wis.
84 Austen VanHove	TE	Sr.	Sioux Falls	Garretson, S.D.
56 JJ Bobowicz	LB	Sr.	Southwest Minnesota State	Crystal Lake, Ill.
16 Cody Condon	TE	Sr.	Southwest Minnesota State	East Troy, Wis.
2 Andrew McReynolds	DB	So.	Southwest Minnesota State	Aurora, Colo.
31 Dashawn Miller	LB	Sr.	Southwest Minnesota State	Anaheim, Calif.
66 Jake Thiel	OL	Sr.	Southwest Minnesota State	Oak Creek, Wis.
6 Donovan Woods	DB	So.	Southwest Minnesota State	Belleville, Wis.
5 Jordan Andera	DB	Sr.	Upper Iowa	Spillville, Iowa
81 Derek Giesking	WR	Jr.	Upper Iowa	Cedar Rapids, Iowa
57 Alex Gonzalez	OL	Sr.	Upper Iowa	Wellington, Fla.
34 Austan Pomajzl	FS	Sr.	Wayne State	Grand Island, Neb.
71 Brent Schlote	OL	Sr.	Wayne State	Battle Creek, Neb.
74 Parker DeJens	DL	Sr.	Winona State	Wautoma, Wis.
95 Tyler Kubler	DL	Jr.	Winona State	Eden Prairie Minn.
14 Alan May	WR/PR	So.	Winona State	Adams, Minn.

SCSU'S KLAPHAKE NAMED 2013 NSIC GLEN GALLIGAN AWARD WINNER

Burnsville, Minn. – Phillip Klaphake of St. Cloud State University was voted by the league coaches as the 2013 NSIC Glen Galligan Award recipient. The award is given to a student-athlete who participates at his institution for four years and is academically superior while making a positive contribution to the institution. The Galligan Award was initiated in 1948 to honor an outstanding senior football player in the NSIC. Galligan was the athletics director at Winona State University from 1929-47 and head football coach from 1927-33 and 1935.

Klaphake is the Huskies four-year starting quarterback and four-year All-Conference player earning first team honors in 2011, 2012 and 2013. He was the 2010 Offensive Newcomer of the Year and a second team All-Conference selection and was voted the 2012 and 2013 NSIC North Preseason Offensive Player of the Year. He is a 2013 Harlon Hill Top 28 Candidate. In the 2013 regular season finale, Klaphake passed for a single game record 512 yards, tied the single game record for touchdown passes with five and went over the 10,000 yard career passing mark in the Huskies 64-27 win over MSU Moorhead. He broke his old record of 466 passing yards set against Minnesota Duluth in 2012 and tied, for the third time in his career, the single game touchdown passes mark. The Huskies rolled up a school record 780 yards of total offense and tied the school record for wins in a season with their 10th victory. St. Cloud State completed the 2013 season 6-0 on their home turf. Klaphake went over the 10,000 yard passing mark on the Huskies first play from scrimmage connecting on a 30-yard completion. He has 10,500 career passing yards and 2,302 career rushing yards (ranks fourth on SCSU all-time rushing chart), making him the third player in NCAA Division II history to reach 10,000 passing yards and 2,000 rushing yards in a career.

Klaphake finished the regular season completing 192 of 318 pass attempts for 2,787 yards, 25 touchdowns and just five interceptions. He rushed 107 times for 486 yards and eight touchdowns. The starting quarterback in all 11 games to date (10-1 record), Klaphake has thrown for over 200 yards in eight games and thrown at least two touchdown passes in nine games, including five against Northern State and MSU Moorhead. He has completed 192 of 318 pass attempts for 2,787 yards and 25 touchdowns. He has thrown just five interceptions. His longest pass play of the season was an 86-yard touchdown pass on Nov. 2 at Bemidji State. He is averaging 14.5 yards per completion and 253.4 yards passing per game. He has a 60.4 completion percentage and 155.79 passing efficiency. This is his fourth straight year of 2,000 plus passing yards.

The Huskies have won nine or more games in three of the four seasons that Klaphake has been the starting quarterback. St. Cloud State will be making its third NCAA playoff appearance with Klaphake at quarterback on Nov. 23. He has started 43 of a possible 47 games in his career and the team is 32-11 in Klaphake's 43 starts.

St. Cloud State is 35-11 in the last four seasons, won a share of the Northern Sun Intercollegiate Conference (NSIC) Championship in 2011 and advanced to the NCAA playoffs in 2010, 2011 and 2013. Klaphake has started all three NCAA playoff games since 2010.

Klaphake is student teaching during the final semester of his career and will graduate in December of 2013. A health and physical education major he will be a three-time Academic All-NSIC team member, is a 2013 NFF Trophy semifinalist, a Capital One Academic All-America® Team nominee and an All State AFCA Good Works Team® nominee. Klaphake is an Honors Program student and SCSU Dean's List member. Klaphake served in the St. Cloud State Academic Support Services department as an Academic Peer Tutor where he guided students in their academic endeavors and served as a classroom role model. He has been awarded the Olga Harte Academic Scholarship given to an education major, been a Wolters Klower Student Athlete of the Month and the football team SAAC representative. For the third straight year, Klaphake and teammate Todd Bestgen coached a junior high baseball team over the summer. He also coaches youth football (four years) and youth basketball (five years). Klaphake has made return visits to his high school as a Quarterback/Offensive Camp Instructor, Summer Baseball Umpire, Strength Training Instructor/Supervisor and Basketball Camp Instructor. He has been a Big Brothers Big Sisters volunteer in St. Cloud, has talked with young people at the Boys and Girls Club, been a volunteer at Camp Friendship (a camp for youth with disabilities) and volunteered at the SCSU Earth Day Run, a major event put on by the university's campus recreation department.

Klaphake joins six other St. Cloud State recipients of the Glen Galligan Award, including Bill Campbell (E - 1950); Manny Beckman (QB - 1952); Mel Fischer (G - 1953); Bob Kosel (QB - 1955); Andrew Jackson (C - 1960); Keith Nord (DB - 1978).

Current School Records

- 10,500 - career passing yards (2010-13)
- 12,802 - yards total offense (2010-13)
- 65.6- best completion % single season (2010)
- 512 - passing yards single game (vs. MSUM on 11/16/13)
- 2,918 - most passing yards in a single season (2010)
- 5 - TD passes in a single game (3 times; vs. MSUM on 11/16/13, vs. NSU on 10/26/13 and UMD on 9/29/12)

For Updated Info Visit: www.northernsun.org



#12 ST. CLOUD STATE (11-1, 10-1 NSIC, 6-1 NORTH)**www.scsuhuskies.com - KNSI 1450-AM****Scott Underwood - Augustana '88 (6th Season, 51-19; 49-14 NSIC)****Last Season 7-4 NSIC, 5-2 North**

9/7/2013	at	Southwest Minnesota State	W 49-35
9/14/2013		Winona State	W 29-26
9/21/2013	at	Concordia-St. Paul	W 34-3
9/28/2013		Augustana	W 31-6
10/5/2013	at	#11 Minnesota Duluth	7-34 L
10/12/2013		Minnesota Crookston	W 55-6
10/19/2013	at	U-Mary	W 20-13
10/26/2013		Northern State	W 64-7
11/2/2013	at	Bemidji State	W 45-6
11/9/2013		Minot State	W 38-14
11/16/2013		MSU Moorhead	W 64-27
11/23/2013	at	#4 Henderson State (NCAA)	W 40-35
11/30/2013	at	#1 Minnesota State (NCAA)	12 p.m.



#12 St. Cloud State upset #4 Henderson State, 40-28 in first round action of the NCAA Division II playoffs. The Huskies, #6 in Super Region 3 will play at Minnesota State University, Mankato on Saturday, Nov. 30 at 12 noon. The Mavericks are ranked #1 in the nation and #2 in the region. Michael Walker (Walworth, Wis.) rushed for two touchdowns and threw for a third. He scored on runs of one and 40-yards and threw a 47-yard TD completion to Dan Brown (Sr., WR, Robbinsdale, Minn.) with 7:16 left in the fourth quarter to put the Huskies up 40-28. Walker finished the day with 14 carries for 76 yards. Phillip Klaphake (Sr., QB, Princeton, Minn.) threw for one touchdown and ran for a second. He completed 21 of 36 passes for 263 yards. He scored on an eight yard run six minutes into the second half increasing the Husky lead to 34-21 after Henderson opened the half with a scoring drive. The Huskies outscored the Reddies 20-7 in the second quarter and held off Henderson State late in the game. Chad Peterson (Sr., WR, Winona, Minn.) caught a personal career high eight passes for a season high 81-yards Brown finished the game with three catches for 92 yards and one touchdown. Matt Hentges (RFY, WR, Eagan, Minn.) caught a 14-yard touchdown pass and finished the day with two catches for 40 yards. The Husky defense forced four fumbles, recovered two and intercepted two passes. Todd Bestgen (Sr., LB, Rochester, Minn.) had a career-high 11 tackles in the game including one sack and two quarterback hurries. Seniors Eric Poggenburg (Sr., LB, Cedarburg, Wis.) and Marvin Matthews each had an interception in the game. Poggenburg, Miky Woods and Tate Christopherson each had nine tackles. St. Cloud State advances to the second round of the NCAA playoffs for the third time in school history. This will be the first NCAA postseason game between the Huskies and Minnesota State. The teams have a rivalry that dates back to the 1923 season. The last match-up was in 2012 and resulted in a 25-21 MSU win at Husky Stadium.

#1 MINNESOTA STATE 11-0 NSIC, 7-0 SOUTH)**www.msumavericks.com - 1230-AM KYSM****Aaron Keen - Washington '94 (2nd Season, 24-1; 22-0 NSIC)****Last Season 13-1, 11-0 NSIC, 7-0 South**

9/7/2013	at	U-Mary	W 34-21
9/14/2013		Minnesota Crookston	W 68-26
9/21/2013	at	#7 Minnesota Duluth	W 21-17
9/28/2013		Northern State	W 42-14
10/5/2013	at	Concordia-St. Paul	W 27-7
10/12/2013		Augustana	W 20-10
10/19/2013	at	Southwest Minnesota State	W 52-27
10/26/2013		Winona State	W 44-10
11/2/2013		Wayne State	W 45-3
11/9/2013	at	Sioux Falls	W 52-17
11/16/2013	at	Upper Iowa	W 73-7
11/30/2013		#12 St. Cloud State (NCAA)	12 p.m.



Minnesota State won its second straight NSIC Championship and has now won its last 22 NSIC games dating back to week one of the 2012 season.

MSU owns a 32-41-4 all-time record against St. Cloud State, including a 25-21 win in their previous meeting last season. This will be the first time the Mavericks and Huskies have faced each other in the NCAA Tournament.

Minnesota State owns a 4-6 all-time record in the NCAA Tournament, including a 2-1 mark last season. The Mavericks are also 2-2 in postseason games at Blakeslee Stadium.

#5 MINNESOTA DULUTH (11-1, 10-1 NSIC, 7-0 NORTH)**www.umbulldogs.com - KQDS-AM 1490****Curt Wiese - Minnesota State '00 (1st Season, 11-1; 10-1 NSIC)****Last Season 10-2, 10-1 NSIC, 6-1 North**

9/7/2013		Sioux Falls	W 32-7
9/14/2013	at	Upper Iowa	W 37-19
9/21/2013		#2 Minnesota State	17-21 L
9/28/2013	at	Wayne State	W 64-21
10/5/2013		#18 St. Cloud State	W 34-7
10/12/2013	at	MSU Moorhead	W 69-45
10/19/2013		Minot State	W 52-0
10/26/2013	at	Bemidji State	W 31-21
11/2/2013		Minnesota Crookston	W 57-3
11/9/2013	at	U-Mary	W 32-14
11/16/2013	at	Northern State	W 32-14
11/23/2013		#14 Emporia State (NCAA)	W 55-13
11/30/2013	at	#2 NW Missouri State (NCAA)	12 p.m.



UMD's quest for third NCAA II national title in six years continues this Saturday with a second-round playoff bout at Northwest Missouri State University. The Bearcats are seeded first in Super Region 3 and received a first-round bye while the No. 4 seeded Bulldogs crushed Emporia State University 55-13 Saturday afternoon in their playoff opener. In that 55-13 home victory, redshirt freshman quarterback Drew Bauer rushed for 173 yards and four touchdowns -- both career highs -- on just 14 carries in his collegiate postseason debut. Junior running back Austin Sikorski added another 122 yards on the ground -- for his fifth 100-yard rushing day of the year -- and one score while the UMD defense held Emporia State to just 171 total yards (including -2 yards via the rush), some 342 yards below its per game average. They also sacked Hornet quarterback Corben Jones seven times (one shy of the UMD single-game record) and intercepted five of his passes. The Bulldogs are 12-5 all-time in the NCAA II playoffs and that includes a 2-1 mark against Northwest Missouri State. The Bulldogs downed the Bearcats 17-13 in the 2010 semifinals in Duluth on their way to the national title and 21-14 in the 2008 championship game in Florence, Ala. UMD's first-ever NCAA II postseason appearance came in 2002 against Northwest Missouri State in Maryville, Mo., where the Bulldogs fell in a shootout, 45-41. Saturday's game will feature the two most successful programs in NCAA II football over the past six seasons. Since 2008, the Bulldogs have racked up the most victories (73) and the best winning percentage (.901 off a 73-8 record) while Northwest Missouri State is next with 72 and .867 (72-11).

SOUTHWEST MINNESOTA STATE (7-4 NSIC, 5-2 SOUTH)**www.smsumustangs.com - KARL 105.1 FM****Cory Sauter - Minnesota '97 (4th Season, 18-27; 17-26 NSIC)****Last Season 4-7 NSIC, 3-4 South**

9/7/2013		St. Cloud State	35-49 L
9/14/2013	at	MSU Moorhead	W 27-20
9/20/2013		Minot State	W 37-21
9/28/2013	at	Bemidji State	40-41 L
10/5/2013		Sioux Falls	48-55 L
10/12/2013	at	Wayne State	W 55-16
10/19/2013		#1 Minnesota State	27-52 L
10/26/2013	at	Upper Iowa	W 52-48
11/2/2013		Winona State	W 51-44 OT
11/9/2013	vs	Concordia-St. Paul	W 55-24
11/16/2013	at	Augustana	W 34-24
12/7/2013	vs	#17 Pittsburg State (MWB)	12 p.m.



Southwest Minnesota State will be making its first postseason appearance since 1990 -- and just the third in program history -- when the Mustangs take on Pittsburg State (Kan.) at the 48th Mineral Water Bowl on Dec. 7 in Excelsior Springs, Mo. SMSU appeared in the 1987 and 1990 NAIA playoffs, losing in the first round both years.

SMSU junior running back Tyler Tonderum (5-11, Armstrong, Iowa) has been selected as one of nine national finalists for the Harlon Hill Award, which is given annually to the top player in Division II football. The announcement was made on Nov. 25 by the Harlon Hill national committee. Two weeks ago, Tonderum became the first SMSU player in program history to be named a Harlon Hill regional finalist. Tonderum enters this week ranked second in Division II and fourth in all of NCAA football with 1,979 yards rushing on 315 attempts with 18 touchdowns. He has also caught 32 passes for 274 yards and one touchdown. In this week's Division II statistics, Tonderum ranks second in rushing yards, third in all-purpose yards (209.3), 11th in rushing touchdowns and 14th in scoring (10.4). Tonderum has rushed for more than 100 yards in nine of 11 games and has rushed for more than 200 yards four times, including a school record 343 yards in a victory on Sept. 14. The 343-yard game is the highest among all Division II, FBS or FCS teams this season. He set the NSIC single-season rushing record and has also set seven school single-season records and two single-game school records.

AUGUSTANA (4-7 NSIC, 2-5 SOUTH)**www.goAugie.com - KIKN 100.5-FM****Jerry Olszewski - UW-Stevens Point '93 (1st Season, 4-7; 4-7 NSIC)****Last Season 5-6 NSIC, 3-4 South**

9/7/2013		MSU Moorhead	W 41-28 .
9/14/2013	at	Minot State	17-23 L 3OT
9/21/2013		Bemidji State	W 24-0
9/28/2013	at	#20 St. Cloud State	6-31 L
10/5/2013		Wayne State	7-10 L
10/12/2013	at	#2 Minnesota State	10-20 L
10/19/2013		Upper Iowa	W 35-6
10/26/2013	at	Sioux Falls	10-27 L
11/2/2013		Concordia-St. Paul	W 24-7
11/9/2013	at	Winona State	24-28 L
11/16/2013		Southwest Minnesota State	24-34 L


BEMIDJI STATE (3-8 NSIC, 1-6 NORTH)**www.bsbeavers.com - The River 92.1 FM****Jeff Tesch - MSU Moorhead '78 (18th Season, 116-79; 92-62 NSIC)****Last Season 7-4 NSIC, 6-1 North**

9/5/2013	at	Winona State	W 34-27 OT
9/14/2013		Concordia-St. Paul	14-17 L
9/21/2013	at	Augustana	0-24 L
9/28/2013		Southwest Minnesota State	W 41-40
10/5/2013	at	Minnesota Crookston	14-16 L
10/12/2013		U-Mary	17-26 L
10/19/2013	at	Northern State	0-27 L
10/26/2013		#7 Minnesota Duluth	21-31 L
11/2/2013		#21 St. Cloud State	6-45 L
11/9/2013	at	MSU Moorhead	17-35 L
11/16/2013	at	Minot State	W 35-14


CONCORDIA-ST. PAUL (4-6 NSIC, 1-5 SOUTH)**www.cugoldenbears.com****Ryan Williams - NDSU '01 (3rd Season, 12-20; 11-20 NSIC)****Last Season 2-9 NSIC, 1-6 South**

9/7/2013		Minot State	W 29-0.
9/14/2013	at	Bemidji State	W 17-14
9/21/2013		#23 St. Cloud State	3-34 L
9/28/2013	at	MSU Moorhead	W 36-34
10/5/2013		#2 Minnesota State	7-27 L
10/12/2013	at	Upper Iowa	24-28 L
10/19/2013		Sioux Falls	7-47 L
10/26/2013	at	Wayne State	W 28-24
11/2/2013	at	Augustana	7-24 L
11/9/2013		SMSU (Metrodome)	24-55 L
11/16/2013		Winona State (Metrodome)	1 p.m.


UNIVERSITY OF MARY (6-5 NSIC, 4-3 NORTH)**www.goumary.com - KFYZ 550 AM****Myron Schulz - UMary '87 (15th Season, 104-59; 35-37 NSIC)****Last Season 4-7 NSIC, 1-6 North**

9/7/2013		#2 Minnesota State	21-34 L
9/14/2013	at	Wayne State	W 34-27
9/21/2013		Sioux Falls	W 17-10
9/28/2013	at	Upper Iowa	7-36 L
10/5/2013		Minot State	W 45-10
10/12/2013	at	Bemidji State	W 26-17
10/19/2013		#25 St. Cloud State	13-20 L
10/26/2013	at	MSU Moorhead	41-48 L
11/2/2013	at	Northern State	W 28-14
11/9/2013		#5 Minnesota Duluth	14-32 L
11/16/2013		Minnesota Crookston	W 31-15


MINNESOTA CROOKSTON (2-9 NSIC, 2-5 NORTH)**www.goldeneaglesports.com - KROX 1260 AM****Mike Fritze (1st Season, 2-9; 2-9 NSIC)****Last Season 2-9 NSIC, 1-6 North**


9/6/2013		Upper Iowa	0-47 L
9/14/2013	at	#2 Minnesota State	26-68 L
9/21/2013		Wayne State	25-41 L
9/28/2013	at	Sioux Falls	7-52 L
10/5/2013		Bemidji State	W 16-14
10/12/2013	at	St. Cloud State	6-55 L
10/19/2013		MSU Moorhead	W 20-14
10/26/2013		Minot State	19-20 L
11/2/2013	at	#6 Minnesota Duluth	3-57 L
11/9/2013		Northern State	0-28 L
11/16/2013	at	U-Mary	15-31 L


MSU MOORHEAD (4-7 NSIC, 4-3 NORTH)**www.msudragons.com - 106.1-FM KQLX****Steve Laqua - NDSU '03 (3rd Season, 7-26; 6-26 NSIC)****Last Season 1-10 NSIC, 1-6 North**

9/7/2013	at	Augustana	28-41 L
9/14/2013		Southwest Minnesota State	20-27 L
9/21/2013	at	Winona State	21-65 L
9/28/2013		Concordia-St. Paul	34-36 L
10/5/2013	at	Northern State	W 47-46
10/12/2013		#11 Minnesota Duluth	45-69 L
10/19/2013	at	Minnesota Crookston	14-20 L
10/26/2013		U-Mary	W 48-41
11/2/2013	at	Minot State	W 31-30
11/9/2013		Bemidji State	W 35-17
11/16/2013	at	#13 St. Cloud State	27-64 L


MINOT STATE (2-9 NSIC, 1-6 NORTH)**www.msbeavers.com - KCJB AM 910****Paul Rudolph - Minot State '88 (7th Season, 33-41; 5-16 NSIC)****Last Season 3-8, 3-4 NSIC**

9/7/2013	at	Concordia-St. Paul	0-29 L
9/14/2013		Augustana	W 23-17 3OT
9/20/2013	at	Southwest Minnesota State	21-37 L
9/28/2013		Winona State	49-14 L
10/5/2013	at	U-Mary	10-45 L
10/12/2013		Northern State	21-22 L
10/19/2013	at	#9 Minnesota Duluth	0-52 L
10/26/2013	at	Minnesota Crookston	W 20-19
11/2/2013		MSU Moorhead	30-31 L
11/9/2013	at	#17 St. Cloud State	14-38 L
11/16/2013		Bemidji State	14-35 L


NORTHERN STATE (4-7 NSIC, 3-4 NORTH)**www.northernstatewolves.com - KSDN AM 930/FM 94.1****Tom Dosch - Dickinson State '92 (4th Season, 17-27; 16-26 NSIC)****Last Season 6-5 NSIC, 5-2 North**

9/7/2013		Wayne State	W 29-27 3OT
9/14/2013	at	Sioux Falls	37-45 L
9/21/2013		Upper Iowa	17-24 L
9/28/2013	at	#2 Minnesota State	14-42 L
10/5/2013		MSU Moorhead	46-47 L
10/12/2013	at	Minot State	W 22-21
10/19/2013		Bemidji State	W 27-0
10/26/2013	at	St. Cloud State	7-64 L
11/2/2013		U-Mary	14-28 L
11/9/2013	at	Minnesota Crookston	W 28-0
11/16/2013		#5 Minnesota Duluth	14-32 L





SIoux FALLS (6-5 NSIC, 4-3 SOUTH)

www.usfcougars.com - KWSN 1230 AM

Jed Stugart - Azusa Pacific '94 (4th Season, 34-12, 15-7 NSIC)

Last Season 9-2 NSIC, 5-2 South

9/7/2013	at	#11 Minnesota Duluth	7-32 L
9/14/2013		Northern State	W 45-37
9/21/2013	at	University of Mary	10-17 L
9/28/2013		Minnesota Crookston	W 52-6
10/5/2013	at	Southwest Minnesota State	W 55-48
10/12/2013		Winona State	40-45 L
10/19/2013	at	Concordia -St. Paul	W47-7
10/26/2013		Augustana	W 27-10
11/2/2013	at	Upper Iowa	28-30 L
11/9/2013		#1 Minnesota State	17-52 L
11/16/2013	at	Wayne State	W 35-10



UPPER IOWA (6-5 NSIC, 3-4 SOUTH)

www.upperiowaathletics.com - KOEL-AM 950

Tom Shea - Dakota State '78 (5th Season, 16-39, 14-37 NSIC)

Last Season 2-9 NSIC, 0-7 South

9/6/2013	at	Minnesota Crookston	W 47-0
9/14/2013		#7 Minnesota Duluth	19-37 L
9/21/2013	at	Northern State	W 24-17
9/28/2013		U-Mary	W 36-7
10/5/2013	at	Winona State	32-49 L
10/12/2013		Concordia-St. Paul	W 28-24
10/19/2013	at	Augustana	6-35 L
10/26/2013		Southwest Minnesota State	48-52 L
11/2/2013		Sioux Falls	W 30-28
11/9/2013	at	Wayne State	W 24-21
11/16/2013		#1 Minnesota State	7-73 L



WAYNE STATE (2-9 NSIC, 1-6 SOUTH)

www.wscwildcats.com - KCTY-FM 104.9, KTCH-AM 1590

Dan McLaughlin - Bellevue '82 (9th Season, 55-46; 50-36 NSIC)

Last Season 6-5 NSIC, 3-4 South

9/7/2013	at	Northern State	27-29 L 3OT
9/14/2013		U-Mary	27-34 L
9/21/2013	at	Minnesota Crookston	W 41-25
9/28/2013		No.13 Minnesota Duluth	21-64 L
10/5/2013	at	Augustana	W 10-7
10/12/2013		Southwest Minnesota State	16-55 L
10/19/2013	at	Winona State	41-45 L
10/26/2013		Concordia-St. Paul	24-28 L
11/2/2013	at	#1 Minnesota State	3-45 L
11/9/2013		Upper Iowa	21-24 L
11/16/2013		Sioux Falls	10-35 L




WINONA STATE (6-4 NSIC, 4-2 SOUTH)

www.WinonaStateWarriors.com - KWNO AM 1230

Tom Sawyer - Winona State '83 (18th Season, 149-58; 123-28 NSIC)

Last Season 10-2, 9-2 NSIC, 6-1 South

9/5/2013		Bemidji State	27-34 L OT
9/14/2013	at	St. Cloud State	26-29 L
9/21/2013		MSU Moorhead	W 65-21
9/28/2013	at	Minot State	W 49-14
10/5/2013		Upper Iowa	W 49-32
10/12/2013	at	Sioux Falls	W 45-40
10/19/2013		Wayne State	W 45-41
10/26/2013	at	Minnesota State	10-44 L
11/2/2013	at	Southwest Minnesota State	44-51 L OT
11/9/2013		Augustana	W 28-24
11/16/2013	at	Concordia-St. Paul	1 p.m.



MSU's Wolf & SMSU's Tonderum Named Finalist for Harlon Hill Award

Florence, Ala. --- Minnesota State senior quarterback Jon Wolf and Southwest Minnesota State junior running back Tyler Tonderum have been named two of nine national finalists for the Harlon Hill Award. The Harlon Hill Award is given annually to the player selected as the top performer in NCAA Division II.

The finalists were selected by the NCAA Division II sports information directors in regional voting and will now be placed on the national ballot where all 168 of the division's SIDs will select the award's 28th winner. The top two players from each of Division II's Super Regions advanced to the national ballot, with the exception of Super Region 3 where three players advanced due to a tie in the voting. The list of 2013 finalists is comprised of five quarterbacks and four running backs.

Wolf is the third Maverick and second quarterback to be named a national finalist for the Harlon Hill Award. The last Maverick to be named a national finalist was wide receiver Josh Nelson back in the 1994 season. Jamie Pass, a quarterback, was a finalist in 1993. On the season, Wolf has completed 104-of-164 passes for 1,719 yards and 15 touchdowns. He is also MSU's leading rusher boasting 1,047 rushing yards and 13 rushing touchdowns. He ranks fourth all-time in rushing touchdowns at MSU (30), sixth in passing touchdowns (31), sixth in total offense (6,069), seventh in passing yards (3,696), fifth in rushing yards (2,373) and seventh in scoring (186).

Two weeks ago, Tonderum, a 5-foot-10, 191-pound junior from Armstrong, Iowa, became the first SMSU player in program history to be named a Harlon Hill regional finalist. Tonderum enters this week ranked second in Division II and fourth in all of NCAA football with 1,979 yards rushing on 315 attempts with 18 touchdowns. He has also caught 32 passes for 274 yards and one touchdown. In this week's Division II statistics, Tonderum ranks second in rushing yards, third in all-purpose yards (209.3), 11th in rushing touchdowns and 14th in scoring (10.4). Tonderum has rushed for more than 100 yards in nine of 11 games and has rushed for more than 200 yards four times, including a school record 343 yards in a victory on Sept. 14. The 343-yard game is the highest among all Division II, FBS or FCS teams this season. He set the Northern Sun Intercollegiate Conference single-season rushing record and has also set seven school single-season records and two single-game school records. Tonderum has helped SMSU to a 7-4 record and the team's first postseason appearance since 1990. SMSU's seven victories is the highest since moving to Division II in 1995 and is tied for the third highest single-season win total in the program's 46-year history. SMSU secured just the ninth winning season in history and finished fourth place in the 16-team NSIC. The Mustangs conclude the season on Dec. 7 at the 48th Mineral Water Bowl versus nationally ranked Pittsburg State (Kan.) in Excelsior Springs, Mo.

Advancing from Super Region 1 are senior running back Franklyn Quiteh of Bloomsburg University (Pa.) and senior running back Rondell White of West Chester University (Pa.). Their respective teams will square off in a second round playoff game Saturday. Quiteh finished third in the 2012 Hill Trophy voting.

Super Region 2 is represented by senior quarterback Luke Charles of the University of North Carolina-Pembroke and senior quarterback Bo Cordell of Tusculum University (Tenn.). Charles will lead his 9-1 Braves into a second round playoff matchup Saturday.

The top vote getters in Super Region 3 are junior quarterback Kevin Rodgers of Henderson State University (Ark.), junior running back Tyler Tonderum of Southwest Minnesota State University and senior quarterback Jon Wolf of Minnesota State University, Mankato. Wolf will lead the Mavericks into a second round playoff game Saturday and Rodgers finished sixth in the voting in 2012.

Advancing from Super Region 4 are senior running back Glen Clinton of Chadron State College (Neb.) and senior quarterback Dustin Vaughan of West Texas A&M University. Vaughn has led West Texas A&M to the second round of the Division II playoffs and finished fourth in the voting in 2012.

For Updated Info Visit: www.northernsun.org





Minnesota State Tabbed Preseason Coaches' Favorite

BURNSVILLE, Minn. - The Minnesota State University, Mankato Mavericks were selected by the league coaches as the overall and south division preseason favorite in the NSIC in 2013. The Mavericks received 13 first place votes and amassed 223 points, 16 more than Minnesota Duluth (207), who garnered two other first place votes and was the coaches' top choice in the north division. Winona State was picked third overall (191) while St. Cloud State (183) was fourth in the poll and garnered one first place vote.



St. Cloud State was picked fourth overall and second in the north division and will boast the NSIC North Division Offensive Preseason Player of the Year in quarterback **Phillip Klaphake** and North Division Defensive Preseason Player of the Year in defensive back **Jack Moro**. University of Sioux Falls wide receiver **Carrington Hanna** was chosen as the NSIC South Division Offensive Preseason Player of the Year for the second consecutive season while Concordia-St. Paul defensive end **Zach Moore** was picked as the South Division Defensive Preseason Player of the Year.

As in the past five seasons, the NSIC football schedule will be broken into two divisions (north/south). Each team will play 11 conference games that will count towards the NSIC Overall Champion as well as seven divisional games that will count towards the NSIC North/South Division Championships. In all, three league championships will be awarded (Overall Champion, North Division Champion, South Division Champion). Ties will not be broken for overall or division champions.

PRESEASON NSIC FOOTBALL COACHES POLL

Overall	Points
1. Minnesota State (13)	223
2. Minnesota Duluth (2)	207
3. Winona State	191
4. St. Cloud State (1)	183
5. Sioux Falls	159
6. Bemidji State	140
7. Wayne State	137
8. Northern State	128
9. Augustana	125
10. Concordia-St. Paul	96
11. U-Mary	82
12. Southwest Minnesota State	77
13. Upper Iowa	63
14. Minot State	57
15. MSU Moorhead	35
16. Minnesota Crookston	17

first place votes in ()

PRESEASON NSIC FOOTBALL COACHES POLL

North Division	Points
1. Minnesota Duluth (6)	48
2. St. Cloud State (2)	42
3. Northern State	36
4. Bemidji State	34
5. U-Mary	23
6. Minot State	21
7. Minnesota Crookston	10
MSU Moorhead	10

first place votes in ()

Preseason Player of the Year

Off. - Phillip Klaphake - SCSU
Def. - Jack Moro - SCSU

PRESEASON NSIC FOOTBALL COACHES POLL

South Division	Points
1. Minnesota State (6)	48
2. Winona State (2)	44
3. Sioux Falls	32
4. Wayne State	31
5. Augustana	27
6. Concordia-St. Paul	16
7. Southwest Minnesota State	15
8. Upper Iowa	11

first place votes in ()

Preseason Player of the Year

Off. - Carrington Hanna, USF
Def. - Zach Moore, CU

**WATCH ALL NSIC HOME FOOTBALL GAME
WEBCASTS FREE & LIVE AT
<http://northernsun.org/watch>**

For Updated Info Visit: www.northernsun.org





NSIC Returning All-Conference (year indicated is for 2013 season)

NSIC North Division All-Conference First Team Offense

12	Elby Pope	WR	Jr.	University of Mary	Grand Forks, N.D.
70	Andrew Muer	OL	Jr.	Minnesota Duluth	Perham, Minn.
16	Phillip Klaphake	QB	Sr.	St. Cloud State	Princeton, Minn.
20	Michael Walker	RB	Sr.	St. Cloud State	Walworth, Wis.
9	Eli Shoemaker	WR	Sr.	St. Cloud State	Graham, Wash.

NSIC North Division All-Conference First Team Defense

9	John Oyloe	DL	Sr.	University of Mary	Williston, N.D.
41	Grant Singer	LB	Jr.	University of Mary	Turtle Lake, Wis.
29	Kenny Chowa	DB	Sr.	Minnesota Duluth	Menomonie, Wis.
95	Fossam Foncham	DL	Jr.	Minnesota Duluth	Duluth, Minn.
31	Colby Ring	LB	Sr.	Minnesota Duluth	Baxter, Minn.
34	Logan Dosch	DB	Sr.	Northern State	Aberdeen, S.D.
93	Jeff Bias	DL	Jr.	St. Cloud State	Racine, Wis.
28	Jack Moro	DB	Sr.	St. Cloud State	Brookfield, Wis.

NSIC North Division All-Conference First Team Special Teams

40	Tyler Ryan	P	Sr.	University of Mary	Mesa, Ariz.
84	Andrew Brees	K	So.	Minnesota Duluth	West Allis, Wis.
86	Aaron Roth	RS	Jr.	Minnesota Duluth	Plymouth, Minn.

NSIC North Division All-Conference Second Team Offense

11	Logan Lauters	RB	So.	Minnesota Duluth	Cedarburg, Wis.
67	Grant Schnobrich	OL	Sr.	Minnesota Duluth	Cedar Rapids, Iowa
21	Austin Sikorski	RB	Jr.	Minnesota Duluth	Plover, Wis.
88	Zach Zweifel	WR	Jr.	Minnesota Duluth	Monona, Wis.
74	Admir Mujakovic	OL	Sr.	Minot State	St. Petersburg, Fla.
6	Chad Peterson	WR	Sr.	St. Cloud State	Winona, Minn.

NSIC North Division All-Conference Second Team Defense

46	Connor Quinn	LB	So.	Bemidji State	Geneva, Ill.
96	Chris Vandervest	DL	Sr.	Minnesota Duluth	Green Bay, Wis.
42	Casey Weinmann	LB	Jr.	Minot State	Selz, N.D.
94	Ikee Sirleaf	DL	Sr.	Northern State	Anoka, Minn.
48	Todd Bestgen	LB	Sr.	St. Cloud State	Rochester, Minn.
99	Luke Sebald	DL	Jr.	St. Cloud State	Brookfield, Wis.
23	Jordan Sefon	DB	So.	St. Cloud State	Richfield, Minn.

NSIC North Division All-Conference Second Team Special Teams

1	Glyn Borel	RS	Sr.	Minot State	San Jose, Calif.
17	Aaron LaDeaux	P	So.	Minot State	Port Orchard, Wash.

NSIC South Division All-Conference First Team Offense

52	Andrew Essman	OL	Sr.	Minnesota State	Lincoln, Neb.
63	Josh Meeker	OL	Jr.	Minnesota State	Omaha, Neb.
77	Casey Beck	OL	Jr.	Upper Iowa	Roscoe, Ill.
3	Keaton Hosch	WR	Jr.	Upper Iowa	Independence, Iowa
66	Richard Lilla	OL	Sr.	Winona State	Rochester, Minn.
70	Vance Ross	OL	Jr.	Winona State	Evanston, Ill.

NSIC South Division All-Conference First Team Defense

90	Zach Moore	DL	Sr.	Concordia-St. Paul	Chicago, Ill.
93	Chris Schaudt	DL	Sr.	Minnesota State	Slater, Iowa

NSIC South Division All-Conference First Team Special Teams

18	Sam Brockshus	K	Sr.	Minnesota State	Spencer, Iowa
3	Keaton Hosch	RS	Jr.	Upper Iowa	Independence, Iowa

NSIC South Division All-Conference Second Team Offense

4	Grant Gebhardt	WR	Jr.	Augustana	Burwell, Neb.
20	Dajon Newell	RB	Jr.	Augustana	Lakeville, Minn.
2	Carrington Hanna	WR	Sr.	Sioux Falls	Streetsboro, Ohio
60	Brandon Puffer	OL	Sr.	SMSU	Buffalo, Minn.
15	Cole Jaeschke	QB	Jr.	Upper Iowa	Moorland, Iowa
71	Brent Schlote	OL	Sr.	Wayne State	Battle Creek, Neb.
71	James Poliquin	OL	Sr.	Winona State	Gurnee, Ill.

NSIC South Division All-Conference Second Team Defense

21	Thomas Vanasek	DB	Sr.	Augustana	Lakeville, Minn.
74	Chris Campbell	DL	Sr.	Concordia-St. Paul	San Marcos, Calif.
6	Jordan Halverson	LB	Jr.	Concordia-St. Paul	Fridley, Minn.
68	Barry Ballinger	DL	Jr.	Minnesota State	Wauwatosa, Wis.
37	Ethan Douglas	LB	Sr.	Upper Iowa	Brodhead, Wis.
34	Austan Pomajzl	DB	Sr.	Wayne State	Grand Island, Neb.
93	Jeff Van Den Top	DL	Jr.	Wayne State	Hull, Iowa
12	Morgan Weaver	LB	Jr.	Winona State	Country Club Hills, Ill.

NSIC South Division All-Conference Second Team Special Teams

5	Chichi Ojika	RS	Sr.	Winona State	New Brighton, Minn.
---	--------------	----	-----	--------------	---------------------

Northern Sun Intercollegiate Conference Overall Final Football Standings

as of Dec 10, 2012	Overall	NSIC			
	W L	W L	Win %	Strk	
#3 Minnesota State\$	13 1	11 0	1.000	1L	
#12 Minnesota Duluth	10 2	10 1	.909	1L	
RV-Winona State	10 2	9 2	.818	4W	
RV-Sioux Falls		9 2	.818	1W	
St. Cloud State		7 4	.636	2W	
Bemidji State		7 4	.636	3W	
Wayne State		6 5	.545	L1	
Northern State		6 5	.545	L1	
Augustana		5 6	.455	1W	
University of Mary		4 7	.364	L3	
Southwest Minnesota State		4 7	.364	L1	
Minot State		3 8	.273	L2	
Concordia St. Paul		2 9	.182	L5	
Upper Iowa		2 9	.182	L7	
Minnesota Crookston		2 9	.182	1W	
MSU Moorhead		1 10	.091	L4	

Rankings based on AFCA Preseason Coaches Poll (12/17/12)

RV= Received Votes \$NSIC Overall & South Division Champion ^ North Division Co-Champion

North Division Standings

#12 Minnesota Duluth^	6 1	.857
Bemidji State^	6 1	.857
Northern State	5 2	.714
St. Cloud State	5 2	.714
Minot State	3 4	.429
MSU Moorhead	1 6	.143
University of Mary	1 6	.143
Minnesota Crookston	1 6	.143

South Division Standings

#3 Minnesota State\$	7 0	1.000
RV-Winona State	6 1	.857
RV-Sioux Falls	5 2	.714
Wayne State	3 4	.429
Southwest Minnesota State	3 4	.429
Augustana	3 4	.429
Concordia St. Paul	1 6	.143
Upper Iowa	0 7	.000

For Updated Info Visit: www.northernsun.org





2013 NSIC Composite Football Schedule

September 5

Bemidji State 34 at Winona State 27 OT

September 6

Upper Iowa 47 at Minnesota Crookston 0

September 7

Minot State 0 at Concordia-St. Paul 29
Minnesota State 34 at U-Mary 21
Sioux Falls 7 at Minnesota Duluth 32
Wayne State 27 at Northern State 29 3OT
St. Cloud State 49 at Southwest Minnesota State 35
MSU Moorhead 28 at Augustana 41

September 14

Southwest Minnesota State 27 at MSU Moorhead 20
U-Mary 34 at Wayne State 27
#7 Minnesota Duluth 37 at Upper Iowa 19
Concordia-St. Paul 17 at Bemidji State 14
Minnesota Crookston 26 at #2 Minnesota State 68
Augustana 17 at Minot State 23 3OT
Winona State 26 at St. Cloud State 29
Northern State 37 at Sioux Falls 45

September 20

Minot State 21 at Southwest Minnesota State 37

September 21

Wayne State 41 at Minnesota Crookston 25
Bemidji State 0 at Augustana 24
MSU Moorhead 21 at Winona State 65
Upper Iowa 24 at Northern State 17
Sioux Falls 10 at U-Mary 17
#2 Minnesota State 21 at #7 Minnesota Duluth 17
#23 St. Cloud State 34 at Concordia-St. Paul 3

September 28

U-Mary 7 at Upper Iowa 36
Southwest Minnesota State 40 at Bemidji State 41
Minnesota Crookston 7 at Sioux Falls 52
No. 13 Minnesota Duluth 64 at Wayne State 21
Winona State 49 at Minot State 14
Northern State 14 at No. 2 Minnesota State 42
Concordia-St. Paul 36 at MSU Moorhead 34
Augustana 6 at No. 20 St. Cloud State 31

October 5

#2 Minnesota State 27 at Concordia-St. Paul 7
#18 St. Cloud State 7 at #2 Minnesota Duluth 34
Wayne State 10 at Augustana 7
Bemidji State 14 at Minnesota Crookston 16
Minot State 10 at U-Mary 45
MSU Moorhead 47 at Northern State 46
Upper Iowa 32 at Winona State 49
Sioux Falls 55 at Southwest Minnesota State 48

October 12

U-Mary 26 at Bemidji State 17
Minnesota Crookston 6 at St. Cloud State 55
Winona State 45 at Sioux Falls 40
Augustana 10 at #2 Minnesota State 20
#11 Minnesota Duluth 69 at MSU Moorhead 45
Northern State 22 at Minot State 21
Concordia-St. Paul 24 at Upper Iowa 28
Southwest Minnesota State 55 at Wayne State 16

October 19

Sioux Falls 47 at Concordia-St. Paul 7
Minot State 0 at #9 Minnesota Duluth 52
Upper Iowa 6 at Augustana 35
MSU Moorhead 14 at Minnesota Crookston 20
Bemidji State 0 at Northern State 27
Wayne State 41 at Winona State 45
#25 St. Cloud State 20 at U-Mary 13
#1 Minnesota State 52 at SMSU 27

October 26

U-Mary 41 at MSU Moorhead 48
Winona State 10 at #1 Minnesota State 44
Minot State 20 at Minnesota Crookston 19
Concordia-St. Paul 28 at Wayne State 24
#7 Minnesota Duluth 31 at Bemidji State 21
Northern State 7 at #22 St. Cloud State 64
Southwest Minnesota State 52 at Upper Iowa 48
Augustana 10 at Sioux Falls 27

November 2

Wayne State 3 at #1 Minnesota State 45
#21 St. Cloud State 45 at Bemidji State 6
Minnesota Crookston 3 at #6 Minnesota Duluth 57
Concordia-St. Paul 7 at Augustana 24
U-Mary 28 at Northern State 14
Winona State 44 at Southwest Minnesota State 51 OT
MSU Moorhead 31 at Minot State 30
Sioux Falls 28 at Upper Iowa 30

November 9

Minot State 14 at #17 St. Cloud State 38
Upper Iowa 24 at Wayne State 21
#1 Minnesota State 52 at Sioux Falls 17
#5 Minnesota Duluth 32 at U-Mary 14
Northern State 28 at Minnesota Crookston 0
Augustana 24 at Winona State 28
Bemidji State 17 at MSU Moorhead 35
SMSU 55 at Concordia-St. Paul 24 at Metrodome

November 16

#1 Minnesota State 73 at Upper Iowa 7
Minnesota Crookston 15 at U-Mary 31
MSU Moorhead 27 at #13 St. Cloud State 64
Sioux Falls 35 at Wayne State 10
#5 Minnesota Duluth 32 at Northern State 14
Southwest Minnesota State 34 at Augustana 24
Bemidji State 35 at Minot State 14

November 17

*Winona State 13 vs Concordia-St. Paul 23 at Metrodome

November 23 - NCAA Super Region #3 Playoffs

(6) #12 St. Cloud State 40 at (3) #4 Henderson State 35
(5) #14 Emporia State 13 at (4) #5 Minnesota Duluth 55

November 30 - NCAA Super Region #3 Playoffs

(4) #5 Minnesota Duluth at (1) #2 NW Missouri St. 12 p.m.
(6) #12 St. Cloud State at (2) #1 Minnesota State 12 p.m.

December 7 - Super Region #3 Championship

SMSU vs. Pittsburg State 12 p.m.
Mineral Water Bowl

All times and date subject to change

For Updated Info Visit: www.northernsun.org



2013 NSIC Football Team Stats

2013 Northern Sun Intercollegiate Conference Team Statistics Through games of Nov 25, 2013

SCORING OFFENSE										RUSHING OFFENSE								
G	TD	XP	2XP	DXP	FG	Saf	Pts	Avg		G	Att	Yds	Avg	TD	Yds/G			
Minnesota State.....	11	62	60	1	0	14	1	478	43.5	Minnesota Duluth....	12	608	3627	6.0	44	302.2		
Minnesota Duluth....	12	70	58	1	0	13	0	519	43.2	Minnesota State....	11	495	3290	6.6	39	299.1		
Southwest Minnesota..	11	63	52	2	0	9	0	461	41.9	Southwest Minnesota..	11	507	2719	5.4	25	247.2		
St. Cloud State.....	12	66	55	3	0	5	2	476	39.7	Sioux Falls.....	11	540	2709	5.0	31	246.3		
Winona State.....	11	56	49	1	0	4	1	401	36.5	St. Cloud State....	12	487	2335	4.8	35	194.6		
Sioux Falls.....	11	48	39	3	0	10	0	363	33.0	Upper Iowa.....	11	466	2117	4.5	19	192.5		
MSU Moorhead.....	11	50	42	1	0	2	0	350	31.8	MSU Moorhead.....	11	483	1916	4.0	19	174.2		
Upper Iowa.....	11	42	25	5	1	4	0	301	27.4	Bemidji State.....	11	460	1861	4.0	13	169.2		
University of Mary..	11	36	34	0	0	9	0	277	25.2	Winona State.....	11	385	1751	4.5	27	159.2		
Northern State.....	11	33	26	5	1	4	0	248	22.5	Concordia-St. Paul..	11	428	1689	3.9	7	153.5		
Wayne State.....	11	31	24	2	0	9	0	241	21.9	Northern State.....	11	437	1548	3.5	12	140.7		
Augustana.....	11	28	27	0	0	9	0	222	20.2	Wayne State.....	11	431	1452	3.4	13	132.0		
Concordia-St. Paul..	11	26	22	3	0	7	0	205	18.6	Augustana.....	11	389	1236	3.2	12	112.4		
Bemidji State.....	11	27	22	0	0	5	0	199	18.1	University of Mary..	11	308	926	3.0	10	84.2		
Minot State.....	11	21	18	1	0	7	0	167	15.2	Minnesota Crookston..	11	399	878	2.2	9	79.8		
Minnesota Crookston..	11	20	9	0	0	2	1	137	12.5	Minot State.....	11	339	754	2.2	6	68.5		
SCORING DEFENSE										RUSHING DEFENSE								
G	TD	XP	2XP	DXP	FG	Saf	Pts	Avg		G	Rushes	Yards	Avg.	TD	Yds/G			
Minnesota State.....	11	21	16	1	0	5	0	159	14.5	Minnesota State....	11	329	706	2.1	3	64.2		
Minnesota Duluth....	12	24	22	0	0	4	0	178	14.8	Minnesota Duluth....	12	366	918	2.5	8	76.5		
St. Cloud State.....	12	30	23	0	0	3	0	212	17.7	Augustana.....	11	450	1490	3.3	7	135.5		
Augustana.....	11	27	25	0	0	9	0	214	19.5	St. Cloud State....	12	453	1632	3.6	15	136.0		
University of Mary..	11	34	25	2	0	10	0	263	23.9	Bemidji State.....	11	438	1683	3.8	18	153.0		
Sioux Falls.....	11	38	34	0	0	11	0	295	26.8	Concordia-St. Paul..	11	399	1748	4.4	18	158.9		
Concordia-St. Paul..	11	39	34	1	0	10	0	300	27.3	Upper Iowa.....	11	439	1799	4.1	20	163.5		
Bemidji State.....	11	39	34	1	0	10	1	302	27.5	Wayne State.....	11	426	1831	4.3	25	166.5		
Northern State.....	11	46	35	3	0	6	1	337	30.6	Winona State.....	11	446	1861	4.2	17	169.2		
Upper Iowa.....	11	47	42	2	0	5	0	343	31.2	University of Mary..	11	500	1926	3.9	16	175.1		
Winona State.....	11	46	34	5	0	11	0	353	32.1	Minot State.....	11	487	2058	4.2	26	187.1		
Minot State.....	11	51	46	2	0	6	0	374	34.0	Northern State.....	11	420	2340	5.6	27	212.7		
Wayne State.....	11	54	43	4	1	4	1	391	35.5	Sioux Falls.....	11	485	2421	5.0	23	220.1		
Southwest Minnesota..	11	54	42	2	0	8	0	394	35.8	Southwest Minnesota..	11	509	2443	4.8	28	222.1		
Minnesota Crookston..	11	58	51	1	0	8	1	427	38.8	Minnesota Crookston..	11	486	2546	5.2	29	231.5		
MSU Moorhead.....	11	63	51	4	1	5	1	456	41.5	MSU Moorhead.....	11	489	2813	5.8	31	255.7		
PASS OFFENSE										TOTAL OFFENSE								
G	Att	Cmp	Int	Pct.	Yds	Avg	TD	Yds/G		G	Rush	Pass	Plays	Yards	Avg/P	TD	Yds/G	
Southwest Minnesota..	11	423	273	10	64.5	3173	7.5	34	288.5	Southwest Minnesota..	11	2719	3173	930	5892	6.3	59	535.6
MSU Moorhead.....	11	395	238	8	60.3	3141	8.0	31	285.5	Minnesota State....	11	3290	1871	679	5161	7.6	56	469.2
Winona State.....	11	340	196	11	57.6	3030	8.9	26	275.5	Sioux Falls.....	11	2709	2442	936	5151	5.5	47	468.3
University of Mary..	11	465	277	9	59.6	2988	6.4	24	271.6	Upper Iowa.....	11	2117	2957	897	5074	5.7	42	461.3
Upper Iowa.....	11	431	259	16	60.1	2957	6.9	23	268.8	St. Cloud State....	12	2335	3197	854	5532	6.5	62	461.0
St. Cloud State.....	12	367	220	8	59.9	3197	8.7	27	266.4	MSU Moorhead.....	11	1916	3141	878	5057	5.8	50	459.7
Sioux Falls.....	11	396	208	13	52.5	2442	6.2	16	222.0	Minnesota Duluth....	12	3627	1697	869	5324	6.1	65	443.7
Minot State.....	11	401	212	13	52.9	2352	5.9	13	213.8	Winona State.....	11	1751	3030	725	4781	6.6	53	434.6
Wayne State.....	11	355	165	17	46.5	2340	6.6	18	212.7	University of Mary..	11	926	2988	773	3914	5.1	34	355.8
Northern State.....	11	374	179	15	47.9	2106	5.6	19	191.5	Wayne State.....	11	1452	2340	786	3792	4.8	31	344.7
Augustana.....	11	331	192	13	58.0	1977	6.0	11	179.7	Northern State.....	11	1548	2106	811	3654	4.5	31	332.2
Minnesota State.....	11	184	113	2	61.4	1871	10.2	17	170.1	Concordia-St. Paul..	11	1689	1821	711	3510	4.9	23	319.1
Concordia-St. Paul..	11	283	163	12	57.6	1821	6.4	16	165.5	Bemidji State.....	11	1861	1353	723	3214	4.4	24	292.2
Minnesota Duluth....	12	261	160	8	61.3	1697	6.5	21	141.4	Augustana.....	11	1236	1977	720	3213	4.5	23	292.1
Minnesota Crookston..	11	287	142	15	49.5	1485	5.2	10	135.0	Minot State.....	11	754	2352	740	3106	4.2	19	282.4
Bemidji State.....	11	263	118	7	44.9	1353	5.1	11	123.0	Minnesota Crookston..	11	878	1485	686	2363	3.4	19	214.8
PASS DEFENSE										TOTAL DEFENSE								
G	Att	Cmp	Int	Pct.	Yds	Avg	TD	Yds/G		G	Rush	Pass	Plys	Yards	Avg	TD	Yds/G	
University of Mary..	11	314	154	17	49.0	2070	6.6	15	188.2	Minnesota State....	11	706	2255	700	2961	4.2	21	269.2
Minnesota Duluth....	12	369	187	13	50.7	2322	6.3	16	193.5	Minnesota Duluth....	12	918	2322	735	3240	4.4	24	270.0
Augustana.....	11	326	182	12	55.8	2132	6.5	19	193.8	Augustana.....	11	1490	2132	776	3622	4.7	26	329.3
St. Cloud State.....	12	404	230	23	56.9	2440	6.0	14	203.3	St. Cloud State....	12	1632	2440	857	4072	4.8	29	339.3
Minnesota State.....	11	371	208	22	56.1	2255	6.1	18	205.0	University of Mary..	11	1926	2070	814	3996	4.9	31	363.3
Minnesota Crookston..	11	273	169	3	61.9	2286	8.4	26	207.8	Bemidji State.....	11	1683	2401	767	4084	5.3	37	371.3
Minot State.....	11	304	175	10	57.6	2290	7.5	23	208.2	Upper Iowa.....	11	1799	2301	792	4100	5.2	38	372.7
Northern State.....	11	362	205	12	56.6	2291	6.3	17	208.3	Concordia-St. Paul..	11	1748	2381	737	4129	5.6	36	375.4
Upper Iowa.....	11	353	197	7	55.8	2301	6.5	18	209.2	Wayne State.....	11	1831	2450	798	4281	5.4	49	389.2
Concordia-St. Paul..	11	338	196	5	58.0	2381	7.0	18	216.5	Minot State.....	11	2058	2290	791	4348	5.5	49	395.3
Bemidji State.....	11	329	187	8	56.8	2401	7.3	19	218.3	Northern State.....	11	2340	2291	782	4631	5.9	44	421.0
Sioux Falls.....	11	373	209	9	56.0	2431	6.5	15	221.0	Minnesota Crookston..	11	2546	2286	759	4832	6.4	55	439.3
Wayne State.....	11	372	212	9	57.0	2450	6.6	24	222.7	Sioux Falls.....	11	2421	2431	858	4852	5.7	38	441.1
Southwest Minnesota..	11	353	210	13	59.5	2598	7.4	25	236.2	Winona State.....	11	1861	3022	875	4883	5.6	42	443.9
MSU Moorhead.....	11	323	194	10	60.1	2655	8.2	27	241.4	Southwest Minnesota..	11	2443	2598	862	5041	5.8	53	458.3
Winona State.....	11	429	225	9	52.4	3022	7.0	25	274.7	MSU Moorhead.....	11	2813	2655	812	5468	6.7	58	497.1

For Updated Info Visit: www.northernsun.org



2013 NSIC Football IND Stats

2013 Northern Sun Intercollegiate Conference Individual Statistics Through games of Nov 25, 2013

RUSHING	Team	Cl	G	Att	Yds	Avg	TD	Yds/G
Tonderum, Tyler.....	SMSU	JR	11	315	1979	6.3	18	179.9
Smith, Chris.....	UIU	JR	11	305	1706	5.6	16	155.1
Walker, Avery.....	BSU	SR	11	263	1314	5.0	9	119.5
Davidson, Charlie...	WSC	SR	11	278	1266	4.6	11	115.1
Garcia, Nephi.....	SF	JR	10	200	1068	5.3	10	106.8
Ojika, Chichi.....	WSU	SR	11	191	1152	6.0	9	104.7
Sikorski, Austin....	UMD	JR	12	184	1239	6.7	15	103.2
Wolf, Jon.....	MSU	SR	11	134	1047	7.8	13	95.2
Spears, Tre.....	CU	JR	11	227	967	4.3	5	87.9
Thomas, Connor.....	MSU	SO	11	125	895	7.2	9	81.4

INTERCEPTIONS	Team	Cl	G	Int	Yds	TD	Int/G
Moro, Jack.....	SCSU	SR	11	7	184	1	0.64
Hancock, Nathan....	MSU	JR	11	5	116	1	0.45
Schmidt, Patrick....	MSU	SO	11	5	63	0	0.45
Poggenburg, Eric....	SCSU	SR	12	5	107	1	0.42
Woods, Donovan.....	SMSU	SO	10	4	16	0	0.40
Brown, Maceo.....	MARY	FR	10	4	3	0	0.40
Teschler, Preston....	MARY	SO	11	4	14	0	0.36
Helm, Cooper.....	MINOT	SO	9	3	0	0	0.33
Maldonado, Scott....	MARY	JR	10	3	29	0	0.30
St. Pierre, Solomon.	SF	SO	11	3	94	1	0.27

PASSING AVG/GAME	Team	Cl	G	Att	Cmp	Int	Pct.	Yds	TD	Avg/G
Hodge, Jake.....	MSUM	SO	9	311	181	5	58.2	2518	24	279.8
Bagnell, Craig.....	MARY	SR	10	428	254	8	59.3	2769	23	276.9
Kern, Charlie.....	SMSU	JR	11	396	258	7	65.2	2992	32	272.0
Nelson, Jack.....	WSU	FR	10	302	173	9	57.3	2715	25	271.5
Jaeschke, Cole.....	UIU	JR	11	418	256	15	61.2	2935	23	266.8
Klaphake, Phillip...	SCSU	SR	12	354	213	6	60.2	3050	26	254.2
Cunha, Zac.....	MINOT	SO	11	397	212	13	53.4	2352	13	213.8
Osborn, Zach.....	WSC	FR	11	310	146	11	47.1	2149	18	195.4
Jacobson, Jared....	NSU	JR	11	364	175	13	48.1	2026	18	184.2
Heid, Trey.....	AUGIE	FR	11	309	180	13	58.3	1837	10	167.0

PASS EFFICIENCY	Team	Cl	G	Att	Cmp	Int	Pct.	Yds	TD	Eff.
Wolf, Jon.....	MSU	SR	11	164	104	1	63.4	1719	15	180.4
Kline, Eric.....	UMD	SO	11	19	14	1	73.7	153	2	165.5
Nelson, Jack.....	WSU	FR	10	302	173	9	57.3	2715	25	154.2
Klaphake, Phillip...	SCSU	SR	12	354	213	6	60.2	3050	26	153.4
Kern, Charlie.....	SMSU	JR	11	396	258	7	65.2	2992	32	151.7
Hodge, Jake.....	MSUM	SO	9	311	181	5	58.2	2518	24	148.5
Toelle, Ryan.....	MSUM	SO	10	38	27	2	71.1	254	3	142.7
Jaeschke, Cole.....	UIU	JR	11	418	256	15	61.2	2935	23	131.2
Bauer, Drew.....	UMD	FR	12	228	137	7	60.1	1441	16	130.2
Bagnell, Craig.....	MARY	SR	10	428	254	8	59.3	2769	23	127.7

TOTAL OFFENSE	Team	Cl	G	Rush	Pass	Plays	Total	Yds/G
Hodge, Jake.....	MSUM	SO	9	615	2518	427	3133	348.1
Kern, Charlie.....	SMSU	JR	11	431	2992	515	3423	311.2
Klaphake, Phillip...	SCSU	SR	12	525	3050	472	3575	297.9
Bagnell, Craig.....	MARY	SR	10	202	2769	510	2971	297.1
Jaeschke, Cole.....	UIU	JR	11	156	2935	478	3091	281.0
Nelson, Jack.....	WSU	FR	10	-4	2715	360	2711	271.1
Wolf, Jon.....	MSU	SR	11	1047	1719	298	2766	251.5
Jacobson, Jared....	NSU	JR	11	492	2026	488	2518	228.9
Heid, Trey.....	AUGIE	FR	11	339	1837	425	2176	197.8
Osborn, Zach.....	WSC	FR	11	7	2149	360	2156	196.0

PUNT RETURN AVG	Team	Cl	G	Ret	Yds	TD	Avg
Smith, Wes.....	SF	SR	11	15	205	0	13.7
Pope, Elby.....	MARY	JR	11	28	380	1	13.6
May, Alan.....	WSU	SO	11	15	193	0	12.9
Carter, Dennis.....	MSU	SR	11	16	182	2	11.4
Peterson, Chad.....	SCSU	SR	10	11	112	0	10.2
Smith, Cordell.....	CU	JR	11	11	100	1	9.1
Treat, Damon.....	SCSU	SR	12	18	158	0	8.8
Gebhardt, Grant.....	AUGIE	JR	11	14	117	0	8.4
Al-Khouri, Kameel...	BSU	FR	11	15	60	0	4.0
McReynolds, Andrew..	SMSU	SO	11	14	48	0	3.4

RECEPTIONS/GAME	Team	Cl	G	Rec	Yds	TD	Avg/C	Rec/G
Peters, Wayne.....	MINOT	SR	11	72	799	5	11.1	6.55
Jiskra, Adam.....	MSUM	SO	11	67	1014	12	15.1	6.09
LaDeaux, Leon.....	MINOT	JR	9	54	625	4	11.6	6.00
Hefty, Lucas.....	UIU	JR	11	65	846	10	13.0	5.91
Giesking, Derek.....	UIU	SR	11	65	645	3	9.9	5.91
Jolliffe, Nick.....	MARY	JR	11	64	843	15	13.2	5.82
Ambrose, Cory.....	MSUM	FR	11	56	916	6	16.4	5.09
Hosch, Keaton.....	UIU	JR	10	50	680	4	13.6	5.00
Wickett, Britt.....	SMSU	SR	11	55	478	2	8.7	5.00
Dean, Anthony.....	SMSU	SR	11	46	931	17	20.2	4.18

KICK RETURN AVG	Team	Cl	G	Ret	Yds	TD	Avg
Fowlkes, Justin....	UMD	SO	11	12	378	0	31.5
Cole, Corey.....	CU	SO	9	13	390	1	30.0
Binford, Chris.....	MSUM	SO	11	20	488	0	24.4
Peterson, Chad.....	SCSU	SR	10	11	266	0	24.2
Treat, Damon.....	SCSU	SR	12	22	522	0	23.7
Abraham, Tonev.....	WSC	JR	11	16	377	0	23.6
Ojika, Chichi.....	WSU	SR	11	17	400	0	23.5
Smith, Wes.....	SF	SR	11	35	818	0	23.4
Peters, Wayne.....	MINOT	SR	11	15	344	0	22.9
Gebhardt, Grant.....	AUGIE	JR	11	21	479	0	22.8

RECEIVE YDS/GAME	Team	Cl	G	Rec	Yds	TD	Avg/C	Yds/G
Jiskra, Adam.....	MSUM	SO	11	67	1014	12	15.1	92.2
Dean, Anthony.....	SMSU	SR	11	46	931	17	20.2	84.6
Ambrose, Cory.....	MSUM	FR	11	56	916	6	16.4	83.3
Hefty, Lucas.....	UIU	JR	11	65	846	10	13.0	76.9
Jolliffe, Nick.....	MARY	JR	11	64	843	15	13.2	76.6
Carter, Dennis.....	MSU	SR	11	44	824	8	18.7	74.9
Peters, Wayne.....	MINOT	SR	11	72	799	5	11.1	72.6
Stark, Adam.....	WSC	JR	10	35	723	5	20.7	72.3
LaDeaux, Leon.....	MINOT	JR	9	54	625	4	11.6	69.4
Hosch, Keaton.....	UIU	JR	10	50	680	4	13.6	68.0

PUNTING	Team	Cl	G	Punts	Yds	Avg
Wenk, Mike.....	SMSU	JR	10	34	1454	42.8
Pulkinen, Zach.....	BSU	SR	11	66	2802	42.5
Obarski, Tom.....	CU	JR	11	58	2357	40.6
Ryan, Tyler.....	MARY	SR	11	69	2769	40.1
Neuman, Jeremy.....	WSU	SR	11	61	2335	38.3
McClure, Sean.....	WSC	SR	10	54	1897	35.1
Bunkers, Jace.....	SF	JR	11	52	1821	35.0
Hansen, Tyler.....	UMC	JR	11	66	2287	34.7
Mielke, Eric.....	SCSU	JR	12	48	1626	33.9
Gutierrez, Brian....	MINOT	JR	11	40	1350	33.8

ALL PURPOSE	Team	Cl	G	Rush	Recv	PR	KR	Yds	Avg/G
Tonderum, Tyler....	SMSU	JR	11	1979	274	0	50	2303	209.4
Ojika, Chichi.....	WSU	SR	11	1152	277	0	400	1829	166.3
Smith, Chris.....	UIU	JR	11	1706	82	0	0	1788	162.5
Smith, Wes.....	SF	SR	11	7	534	205	818	1564	142.2
Walker, Avery.....	BSU	SR	11	1314	189	0	0	1503	136.6
Garcia, Nephi.....	SF	JR	10	1068	121	8	66	1263	126.3
Carter, Dennis.....	MSU	SR	11	94	824	182	268	1368	124.4
Davidson, Charlie...	WSC	SR	11	1266	90	0	10	1366	124.2
Peters, Wayne.....	MINOT	SR	11	26	799	63	344	1232	112.0
Treat, Damon.....	SCSU	SR	12	34	623	158	522	1337	111.4

SCORING	Team	Cl	G	TD	XPT	FG	Pts	Pts/G
Tonderum, Tyler....	SMSU	JR	11	19	0	0	114	10.4
Walker, Michael....	SCSU	SR	12	20	0	0	120	10.0
Brockshus, Sam.....	MSU	SR	11	0	60	14	102	9.3
Dean, Anthony.....	SMSU	SR	11	17	0	0	102	9.3
Smith, Chris.....	UIU	JR	11	16	0	0	96	8.7
Jolliffe, Nick.....	MARY	JR	11	15	0	0	90	8.2
Wolf, Jon.....	MSU	SR	11	14	0	0	84	7.6
Hodge, Jake.....	MSUM	SO	9	11	2	0	68	7.6
Sikorski, Austin....	UMD	JR	12	15	0	0	90	7.5
Lauters, Logan.....	UMD	SO	10	12	0	0	72	7.2

SCORING (TDs)	Team	Cl	G	TD	Rush	Pass	Ret	PAT	Pts	Pts/G
Tonderum, Tyler....	SMSU	JR	11	19	18	1	0	0	114	10.4
Walker, Michael....	SCSU	SR	12	20	17	3	0	0	120	10.0
Dean, Anthony.....	SMSU	SR	11	17	0	17	0	0	102	9.3
Smith, Chris.....	UIU	JR	11	16	16	0	0	0	96	8.7
Jolliffe, Nick.....	MARY	JR	11	15	0	15	0	0	90	8.2

FIELD GOALS	Team	Cl	G	FG	FGA	Pct.	FG/G
Brockshus, Sam.....	MSU	SR	11	14	18	77.8	1.27
Hatfield, B.....	SF	JR	11	10	17	58.8	0.91
Brees, Andrew.....	UMD	SO	12	10	14	71.4	0.83
Schurveiller, Lance..	SMSU	SR	11	9	12	75.0	0.82
Basch, Tyler.....	WSC	FR	11	9	13	69.2	0.82

For Updated Info Visit: www.northernsun.org

