



2025 NEC FOOTBALL REPORT

WEEKLY NOTEBOOK • SEPTEMBER 29, 2025 (WEEK #5)

#NECFB CONTACT: SARAH BOISSONNEAULT • SBOISSONNEAULT@NORTHEASTCONFERENCE.ORG • 991 ROUTE 22 WEST (SUITE 106) • BRIDGEWATER, NJ 08807 • PH: (732) 469-0440, Ext. 207



2025 NEC FOOTBALL STANDINGS

	SCHOOL	NEC	PCT.	HOME	AWAY	OVERALL	PCT.	STREAK	HOME	AWAY	NEU.
1.	Central Connecticut	1-0	1.000	1-0	0-0	2-3	.400	L2	2-1	0-2	0-0
	Stonehill	1-0	1.000	1-0	0-0	2-3	.400	W1	1-2	1-1	0-0
3.	Duquesne	0-0	.000	0-0	0-0	2-3	.400	W1	2-1	0-2	0-0
	Mercyhurst	0-0	.000	0-0	0-0	1-4	.200	L3	1-0	0-4	0-0
	New Haven	0-0	.000	0-0	0-0	2-3	.400	L1	1-0	1-3	0-0
	Robert Morris	0-0	.000	0-0	0-0	1-3	.250	L1	1-1	0-2	0-0
	Wagner	0-0	.000	0-0	0-0	1-4	.200	W1	1-1	0-3	0-0
8.	LIU	0-1	.000	0-0	0-1	1-4	.200	L3	0-1	1-3	0-0
	Saint Francis	0-1	.000	0-0	0-1	0-5	.000	L5	0-1	0-4	0-0

THIS WEEK'S NEC FOOTBALL AWARD WINNERS

NEC/Atlantic TOMORROW'S OFFICE OFFENSIVE PLAYER OF THE WEEK

TYLER RIDDELL, DUQUESNE

QB | Gr | 6-1 | 190 lbs.

Tampa, FL

Chamberlain (Gardner-Webb)



Week 5 Notables:

Riddell was the ringleader of a Duquesne offense that put up seven touchdowns and scored 44 points in a 26-point win over New Haven on Saturday. The graduate signal caller accounted for five of the Dukes' scores after he threw for three touchdowns and rushed for two more. It marked Riddell's second five-touchdown outing this season as earlier this month, the Floridian threw for five scores against Lincoln on Sept. 6. Against the Chargers, he completed 15-of-23 passes for 201 yards and zero picks while adding a career-high 63 rushing yards on eight carries. After New Haven opened the game with a score, Riddell connected with Joey Isabella on three consecutive drives for touchdown passes of two, six and 61 yards to make it a 28-6 lead in the third quarter. It marked his third game this season — and ninth of his career that also features stops at Gardner-Webb and ETSU — with three-or-more touchdown passes. Later in the game, he padded Duquesne's lead with touchdown runs of 10 and eight yards. Averaging 171.4 passing yards per game, Riddell is second in the NEC with 11 touchdown passes.

NEC/Atlantic TOMORROW'S OFFICE DEFENSIVE PLAYER OF THE WEEK

CHARLES BATTAGLIA, STONEHILL

LB | Jr | 6-1 | 235 lbs.

Massapequa, NY

Chaminade



Week 5 Notables:

Battaglia, a three-time NEC Rookie of the Week honoree in 2024, takes home his first-ever NEC Defensive Player of the Week award after he anchored the most efficient defensive performances Stonehill has turned in since making the jump to Division I — and joining the NEC — in 2022. The junior posted nine tackles, including six solo stops, to lead Stonehill to a 10-3 win over visiting LIU in both teams' NEC opener on Saturday. The three points marked the fewest that Stonehill has conceded to a Division I opponent in program history. In addition, Battaglia, a 6-1 linebacker, added 2.0 sacks for a combined loss of nine yards for a Skyhawks' defense that limited the Sharks to just 241 yards of offense on 59 plays. His second sack of the afternoon came on an LIU 3rd-and-5 at Stonehill's eight-yard line that forced the Sharks to settle for a field goal, their lone points of the contest. The Massapequa, NY native enters the week ranked among the NEC's top 10 in a pair of defensive categories.

NEC/Atlantic TOMORROW'S OFFICE SPECIAL TEAMS PLAYER OF THE WEEK

JADON TURNER, CCSU

RS | Gr | 5-9 | 170 lbs.

Rochester, NY

Irondequoit (Stony Brook)



Week 5 Notables:

Turner tacked on even more kickoff return yards to his league-leading count on Saturday after he covered 160 yards on five returns in a heartbreaking 35-28 defeat to Dartmouth. With that total yardage, which marked the fourth-most by an FCS return specialist in a game this season, the Rochester, NY native boosted his season total to 280 yards, a number that ranks 10th in the nation. In the opening quarter, Turner ran a punt that was caught on Central Connecticut's six-yard line 26 yards to set up a nine-play, 68-yard touchdown drive that gave the Blue Devils a 14-7 advantage over the Big Green. Later in the game, the graduate student logged a 38-yard kickoff return that currently stands as the fifth-longest by an NEC player this year. The Preseason All-NEC return specialist is averaging 28.0 kickoff return yards per game to rank second in the conference. This is the second career NEC Special Teams Player of the Week award for the 2024 All-NEC second teamer.

NEC/Atlantic TOMORROW'S OFFICE ROOKIE OF THE WEEK

DJ MAULTSBY, SAINT FRANCIS

WR | Fr | 6-1 | 185 lbs.

Melbourne, FL

Eau Gallie



Week 5 Notables:

Maultsby had an explosive outing for the Red Flash in Saturday's hard-fought 30-23 defeat at Bucknell. Entering the contest with 39 receiving yards to his name, the first-year receiver more than tripled that total after he caught nine balls for 141 yards, the most by an NEC rookie this year. In addition, the Floridian had five catches for 108 yards in Saint Francis' four scoring drives, including his first career touchdown that put his team in front by a 14-10 count at halftime. Maultsby helped the Red Flash extend their lead after the break with a 48-yard catch that put his team on Bucknell's five-yard line and resulted in a Mac Plummer field goal to start the third quarter. His monstrous outing pushed his season average to 36.0 receiving yards per game, which ranks 10th in the NEC and first among all conference freshmen. This is the first NEC/Atlantic Tomorrow's Office Rookie of the Week award for a Saint Francis player this season.

2025 NEC FOOTBALL UPCOMING SCHEDULE/RESULTS

LAST WEEK'S RESULTS	THIS WEEK'S SLATE	THE ROAD AHEAD
Saturday, September 27 Duquesne 44, New Haven 18 Norfolk State 18, Wagner 13 Dartmouth 35, Central Connecticut 28 Stonehill 10, LIU 3 #2 South Dakota State 51, Mercyhurst 7 Bucknell 30, Saint Francis 23	Saturday, October 4 Sacred Heart at Central Connecticut..... 12:00 p.m. Stonehill at Duquesne 12:00 p.m. LIU at Mercyhurst..... 1:00 p.m. (ESPN+) Pace at New Haven 1:00 p.m. Robert Morris at Merrimack..... 1:00 p.m. (ESPN+)	Saturday, October 11 Mercyhurst at Wagner 12:00 p.m. Western Connecticut at New Haven 1:00 p.m. Saint Francis at Duquesne..... 1:00 p.m. Central Connecticut at Robert Morris..... 2:00 p.m.

#NECFB OFFENSIVE PLAYERS OF THE WEEK

DATE	PLAYER (SCHOOL)	STAT LINE FOR THE WEEK
S 01	AJ Duffy (NHVN)	21/55, 377 passing yds, 2 passing TD, 1 INT
S 08	Luca Stanzani (LIU)	12/18, 143 passing yds, 0 INT, 69 rushing yds, 2 rushing TD
S 15	AJ Duffy (NHVN)	23/35, 180 passing yds, 3 passing TD, 0 INT
S 22	Elijah Howard (CCSU)	92 rush yds, 16 rushes, 2 rushing TD, 15 receiving yds
S 29	Tyler Riddell (DUQ)	15/23, 201 passing yds, 3 passing TD, 0 INT, 2 rushing TD
O 06		
O 13		
O 20		
O 27		
N 03		
N 10		
N 17		
N 24		

#NECFB DEFENSIVE PLAYERS OF THE WEEK

DATE	PLAYER (SCHOOL)	STAT LINE FOR THE WEEK
S 01	Geno Calgaro (SFU)	12 tackles (7 solo), 2.0 TFL (4 yds)
S 08	Rafael Fasolino (LIU)	8 tackles (5 solo), 1 PBU
S 15	Christopher Jean (CCSU)	5 tackles (3 solo), 2 PBU, 1 FF, 1 FR, 1 INT
	Liam Godwin (NHVN)	11 tackles (8 solo), 1 FF, 1 INT
S 22	Christopher Jean (CCSU)	7 tackles (7 solo), 2 INT, 1 PBU, 1 blocked FG
S 29	Charles Battaglia (STO)	9 tackles (6 solo), 2.0 TFL (9 yds)
O 06		
O 13		
O 20		
O 27		
N 03		
N 10		
N 17		
N 24		

#NECFB SPECIAL TEAMS PLAYERS OF THE WEEK

DATE	PLAYER (SCHOOL)	STAT LINE FOR THE WEEK
S 01	Will Lynch (LIU)	9 punts, 383 yds (58-yd long), 1 inside 20
	Jayson Jenkins (RMU)	11 punts, 453 yds (54-yd long), 5 inside 20, 1-1 FG
S 08	Jayson Jenkins (RMU)	6 punts, 253 yds (52-yd long), 4 KO, 259 yds, 1-1 FG (46-yd)
S 15	Brayden Hall (CCSU)	5 punt returns, 77 punt return yds, 15.4 yds/punt return
S 22	Logan Chenette (STO)	7 punts, 336 yds (69-yd long), 48.0 yds/punt, 3 inside 20
S 29	Jadon Turner (CCSU)	160 KO ret yds (38-yd long), 5 KO rets, 32 yds/KO ret
O 06		
O 13		
O 20		
O 27		
N 03		
N 10		
N 17		
N 24		

#NECFB ROOKIES OF THE WEEK

DATE	PLAYER (SCHOOL)	STAT LINE FOR THE WEEK
S 01	Jack Hennessey (CCSU)	2-2 FG (20, 29 yds), 1-1 PAT
S 08	Jameir Gamble (MU)	10 rushes, 54 rushing yds, 1 reception, 14 receiving yds
S 15	Naquan Johnson (LIU)	8 tackles (6 solo), 4.0 TFL (29 yds), 2.0 sacks (18 yds), 1 FF
S 22	Alim Parks Jr. (WC)	9 tackles (4 solo), 1 FF
S 29	DJ Maulsby (SFU)	141 receiving yds, 9 receptions, 1 TD reception
O 06		
O 13		
O 20		
O 27		
N 03		
N 10		
N 17		
N 24		

#NECFB PRIME PERFORMERS (WEEK 5)

Brady Olson, CCSU (QB, Sr)

Olson posted his fifth, sixth and seventh touchdown throws of the season in Central Connecticut's heart-breaking 35-28 defeat to visiting Dartmouth on Saturday. Completing 25-of-33 passes with zero interceptions for 223 yards, the senior quarterback tied up the game at 28-all with 58 seconds left on a five-yard pass to Michael Trovarelli before the Big Green spoiled the heroics with the go-ahead and game-winning score 42 seconds later.

Jack Stoll, CCSU (LB, Sr)

Stoll led all NEC defenders this past week with 12 tackles, including five solo stops, in a hard-fought 35-28 setback to Dartmouth. The senior linebacker, who leads the Blue Devils and is fourth in the circuit with 7.6 tackles per game, added 2.5 tackles-for-loss to boost his season total to 6.5, a league-leading mark.

Joey Isabella, DUQ (WR, Gr)

Hauling in six balls for 92 yards, Isabella caught for a career-high three touchdowns to lead Duquesne past New Haven by a 44-18 final in the first-ever meeting between the two teams. The graduate wide receiver leads the NEC and is ranked 19th in the nation in receiving yards per game this season (83.3).

Avery Morris, DUQ (LB, Gr)

A transfer from Charlotte, Morris recorded his first career pick-six — and the first for an NEC player this season — to help Duquesne cruise to a 44-18 win over visiting New Haven on Saturday. The graduate linebacker returned an interception 34 yards to extend the Dukes' advantage to 35-6 in the third quarter.

Tyler Riddell, DUQ (QB, Gr)

For the second time this season, Riddell accounted for five of his team's touchdowns after he threw for three and ran for two more in Saturday's 44-18 win against New Haven in Pittsburgh. The graduate student completed 15-of-23 passes, racked up 201 passing yards and averaged 7.9 yards per carry on eight rushes in the triumph.

DJ Maulsby, SFU (WR, Fr)

Maulsby eclipsed the 100-yard mark in receiving yards after he hauled in nine catches for 141 yards in Saturday's 30-23 defeat at Bucknell. Racking up five catches for 108 yards in each of the Red Flash's four scoring drives, the rookie gave his team a 14-10 lead at halftime with his first career touchdown before he caught a 48-yard pass that resulted in a Mac Plummer field goal to start the second half.

Peyton Nelson, SFU (WR, Fr)

Nelson and fellow classmate DJ Maulsby became the first NEC tandem to catch for 100-plus yards apiece in Saint Francis' heartbreaking 30-23 setback to Bucknell. The Maryland product registered a career-best 131 yards on 11 catches.

Nick Whitfield, Jr., SFU (QB, R-Jr)

Completing 31-of-44 passes, Whitfield racked up 390 yards of offense for Saint Francis on 377 passing yards, the most by an NEC signal caller this year, and 13 rushing yards in Saturday's 30-23 defeat to Bucknell. The redshirt junior gave the Red Flash a 23-22 lead after connecting on 4-of-5 attempts for 48 yards with a 16-yard scamper in that drive, which resulted in a Raphael Ekechi score midway through the fourth quarter.

Charles Battaglia, STO (LB, Jr)

Battaglia was a big contributor to a defensive effort that yielded the fewest points against a Division I opponent in Stonehill history on Saturday. The junior linebacker recorded nine tackles, including six solo stops, and added 2.0 tackles-for-loss in the Skyhawks' conference-opening 10-3 win over visiting LIU.

Andre Hines Jr., WC (RB, Gr)

Hines became the first NEC running back to rack up 100-plus rushing yards in multiple games this season when he ran for 108 yards on 22 carries. With his team trailing by a 13-0 count to visiting Norfolk State, the graduate student's third touchdown of the season — a one-yard run with 5:37 left in the third — sparked a game-ending 18-0 Wagner run that led to the come-from-behind win.

Akil Lampley, WC (DB, Gr)

Lampley's first interception in a Seahawks' uniform in the third quarter resulted in a touchdown by Andre Hines Jr. on the ensuing drive, a score that sparked a game-ending 18-0 run in Wagner's come-from-behind win over Norfolk State on Saturday. The graduate defensive back added 10 tackles, including seven solo stops, to anchor a defense that pitched a shutout in the second half.

#NECFB SLANT ROUTES

**CENTRAL CONNECTICUT BLUE DEVILS**

The Blue Devils saw an NEC-best seven-game home winning streak come to an end in Saturday's hard-fought defeat to Dartmouth.

**DUQUESNE DUKES**

With Saturday's victory over New Haven, Duquesne has won each of its past five home games against NEC opponents.

**LIU SHARKS**

Seven of the Sharks' touchdowns have been rushing score, while their other score of the season came by way of a fumble recovery by Jaylin Lewis.

**MERCYHURST LAKERS**

Mercyhurst's final stretch of non-conference play was a grueling one, as the Lakers took on No. 21 Sacramento State, No. 4 Montana State and No. 2 South Dakota State in consecutive weeks.

**NEW HAVEN CHARGERS**

Combining for 7 TD catches while accounting for 64.3% of New Haven's receiving yards, Kevonne Wilder & Joshua Tracey rank two-three in the NEC with 79.8 & 74.4 receiving yards/contest.

**ROBERT MORRIS COLONIALS**

Robert Morris is one of just eight teams in the FCS that has not thrown a pick this season.

**SAINT FRANCIS RED FLASH**

DJ Maultsby (141 yards) and Peyton Nelson (131) became the first teammate duo to catch for 100+ yards apiece since Robert Morris' Noah Robinson (126) and Shawn Charles (141) vs. LIU in 2024.

**STONEHILL SKYHAWKS**

The Skyhawks have limited three of five opponents below the 15-point threshold this season (12 points - Sacred Heart; 10 points - Maine; 3 points - LIU).

**WAGNER SEAHAWKS**

Wagner overcame a 13-point deficit to defeat Norfolk State, marking the Seahawks' largest comeback since they clawed out of a 14-0 hole to beat Stonehill by a 18-17 final on Oct. 28, 2023.

**2025 NEC FOOTBALL PRESEASON HONORS****2025 #NECFB PRESEASON POLL**

1. Central Connecticut (5)
2. Duquesne (2)
3. Robert Morris (1)
LIU
5. Wagner
6. Saint Francis
7. Mercyhurst
8. Stonehill

2025 #NECFB PRESEASON TEAM**OFFENSE**

QB	Ethan Greenwood (2)	LIU
RB	Taj Butts	Duquesne
RB	Elijah Howard (POY, 1)	CCSU
WR	Joey Isabella (1)	Duquesne
WR	Teree McDonald	Wagner
WR	Cory Nicols	LIU
WR	Donovan Wadley (POY - '23)	CCSU
TE/HB	Chaz Middleton	Robert Morris
OL	Brady Anderson	Wagner
OL	Isaiah DeLoatch (1)	CCSU
OL	Precious Ekeh	CCSU
OL	Michael Fallah (2)	Duquesne
OL	Mason Imbt	Saint Francis

DEFENSE

DL	A.J. Ackerman (1)	Duquesne
DL	Logan Barnes	Wagner
DL	Jack Dunkley (1)	Duquesne
DL	DQ Watkins (2)	LIU
LB	Geno Calgaro	Saint Francis
LB	Jordan Johnson	Wagner
LB	Jack Stoll (1)	CCSU
LB	Malachi Wright (1)	CCSU
DB	Todd Bowles, Jr.	LIU
DB	DJ Cerisier (2)	Duquesne
DB	Antonio Epps (1)	Duquesne
DB	Christopher Jean (1, ROY)	CCSU
DB	Mo Seide (2)	Stonehill

SPECIAL TEAMS

K	Jayson Jenkins (2)	Robert Morris
P	Will Lynch	LIU
RS	Jadon Turner (2)	CCSU

Previous season's honor(s) received in parentheses

- 1 - First Team All-NEC selection
 2 - Second Team All-NEC selection
 POTY - Player of the Year (Offense or Defense)
 ROTY (Offense or Defense)

WIN TOTALS AMONG CURRENT NEC FOOTBALL COACHES

Coach (Alma Mater)	School (Year)	Record at School	NEC Record	Career Record (Year)
1. Jerry Schmitt (Westminster [PA] '83)	Duquesne (21st)	130-90	80-44	158-111 (26th)
2. Chris Villarrial (Indiana [PA])	Saint Francis U (16th)	68-92	46-49	Same
3. Eli Gardner (Western New England '08)	Stonehill (10th)	39-47	7-14	Same
4. Bernard Clark, Jr. (Miami '90)	Robert Morris (8th)	25-49	10-9	Same
5. Ron Cooper (Jacksonville State '83)	LIU (4th)	13-26	11-10	62-84 (14th)
6. Adam Lechtenberg (Nebraska '01)	Central Connecticut (3rd)	12-16	7-7	Same
7. Ryan Riemedio (Minot State '08)	Mercyhurst (4th)	9-28	0-0*	Same
8. Tom Masella (Wagner '82)	Wagner (6th)	10-41	6-23	53-108 (17th)
9. Mark Powell (Lafayette '14)	New Haven (1st)	2-3	0-0^	Same

*Mercyhurst's games against NEC opponents in 2024 did not count as league contests

^Games against New Haven in 2025 do not count towards league record

#NECFB TWO-SENTENCE GAME SUMMARIES

STONEHILL 10, LIU 3

Junior defensive back Sidoine Djimbou and sophomore linebacker Spencer Davila capped another stellar defensive performance by Stonehill with fourth-quarter interceptions to lead the Skyhawks past LIU by a 10-3 final in both teams' NEC openers on Saturday. Limiting the Sharks to just one field goal, the fewest points allowed in program history against a Division I squad, the Skyhawks have held three of their five opponents below the 15-point threshold this season.

WAGNER 18, Norfolk State 13

Wagner came alive in the second half to score a come-from-behind 18-13 win over visiting Norfolk State on Saturday afternoon. Facing a 13-0 deficit at halftime, the Seahawks, who pitched a second-half shutout behind two interceptions, put up a pair of third-quarter scores three-minutes apart before delivering the decisive strike early in the fourth on a 24-yard touchdown throw from quarterback Jordan Barton to sophomore Johan Bars.

DUQUESNE 44, NEW HAVEN 18

New Haven struck first with a touchdown just 1:37 after opening kickoff, but Duquesne responded with five-straight scores — including three consecutive touchdown catches from graduate student Joey Isabella — to build a comfortable 35-6 lead at the 6:03 mark of the third quarter. Graduate student quarterback Tyler Riddell had a hand in five of the Dukes' seven touchdowns in the 44-18 win with three touchdown passes and a pair of rushing scores.

Dartmouth 35, CENTRAL CONNECTICUT 28

For the second time in as many games, Central Connecticut's destiny was decided by a score in the closing seconds as Dartmouth broke a 28-28 tie by capping a five-play, 75-yard drive with a 50-yard touchdown toss with 16 ticks left on the clock. Senior Brady Olson threw for 223 yards, three touchdowns and zero interceptions for the Blue Devils, who entered the game with a seven-game home winning streak that dated back to the start of the 2024 campaign.

Bucknell 30, SAINT FRANCIS 23

Saint Francis drove to Bucknell's two-yard line in the final seconds but was unable to get the potential game-tying score on the board as the Red Flash dropped a 30-23 decision in Lewisburg, PA on Saturday. Redshirt junior Nick Whitfield, Jr. threw for 377 yards, the most by an NEC quarterback this season, while rookie wideouts DJ Maulsby (141 receiving yards) and Peyton Nelson (131) became the first teammates in the league to catch for 100-or-more yards apiece in the same game this year.

#2 South Dakota State 51, MERCYHURST 7

Mercyhurst dropped a 51-7 decision at No. 2 South Dakota State on Saturday. It marked the third-straight game the Lakers faced a top-25 opponent on the road, and the second time in as many weeks that they took on a team ranked inside the FCS's top five.

NEC ALL-TIME CHAMPIONS

Year	Champion	Overall	NEC
2024	Central Connecticut*	7-6	5-1
	Duquesne	8-3	5-1
2023	Duquesne*	7-5	6-1
2022	Saint Francis*	9-3	7-0
2021	Sacred Heart*	8-4	6-1
2020	Sacred Heart@*	3-2	2-1^
2019	Central Connecticut*	11-2	7-0
2018	Duquesne*	9-4	5-1
	Sacred Heart	7-4	5-1
2017	Central Connecticut*	8-4	6-0
2016	Saint Francis*	7-5	5-1
	Duquesne	8-3	5-1
2015	Duquesne*	8-4	5-1
2014	Sacred Heart*	9-3	5-1
	Wagner	7-4	5-1
2013	Sacred Heart*	10-3	4-2
	Duquesne	7-4	4-2
2012	Wagner*	9-4	7-1
	UAlbany	9-2	7-1
2011	UAlbany*	8-4	7-1
	Duquesne	9-2	7-1
2010	Robert Morris*	8-3	7-1
	Central Connecticut	8-3	7-1
2009	Central Connecticut#	9-3	7-1
2008	UAlbany#	9-3	7-0
2007	UAlbany#	8-4	6-0
2006	Monmouth#	10-2	6-1
2005	Central Connecticut	7-4	5-2
	Stony Brook	6-5	5-2
2004	Monmouth	10-1	6-1
	Central Connecticut	8-2	6-1
2003	Monmouth	10-2	6-1
	UAlbany	7-4	6-1
2002	UAlbany	8-4	6-1
2001	Sacred Heart	11-0	8-0
2000	Robert Morris	10-0	8-0
1999	Robert Morris	8-2	7-0
1998	Robert Morris	4-6	4-1
	Monmouth	5-5	4-1
1997	Robert Morris	8-3	4-0
1996	Robert Morris	9-2	3-1

@ - Season played in Spring 2021

^ - Won 2021 Spring Championship Game (SHU 34, DUQ 27 [OT])

* - Received NEC AQ to NCAA FCS Playoffs

- Received Gridiron Classic bid

**CCSU BLUE DEVILS**
(2-3, 1-0 NEC)**FIRST DOWNS:**

- The Blue Devils saw an NEC-best seven-game home winning streak come to an end in Saturday's hard-fought defeat to Dartmouth.
- Each of Central Connecticut's past two outcomes have been decided by last-second scores by the opposition.
- Redshirt sophomore Chris Jean is second in the nation in passes defended (2.00 per game) and eighth in picks per game (0.60).
- Jean's seven career interceptions are sixth-most among all active FCS defenders and they are the most by any sophomore in the nation.
- Central Connecticut has forced 10 turnovers, the eighth-most in the FCS this season.
- The Blue Devils' have held opponents to a .200 conversion rate on fourth downs, the nation's third-best clip.

UP NEXT:

Non-conference play concludes for Central Connecticut with a home game against Sacred Heart on Saturday.

DATE	OPPONENT	TIME/RESULT
A 30	at UConn	L, 13-59
S 06	AIC	W, 34-7
S 13	SAINT FRANCIS *	W, 31-7
S 20	at Merrimack	L, 14-16
S 27	DARTMOUTH	L, 28-35
O 04	SACRED HEART	12:00 p.m.
O 11	at Robert Morris *	2:00 p.m.
O 18	at Wagner *	5:00 p.m.
O 25	BYE	--
N 01	LIU *	12:00 p.m.
N 08	STONEHILL *	12:00 p.m.
N 15	at Duquesne *	12:00 p.m.
N 22	MERCYHURST *	12:00 p.m.

CCSU FOOTBALL CONTACT

CHRIS O'CONNOR

Office: 860-832-3089

Email: oconnor@ccsu.edu

Website: www.ccsubluedevils.com

X (formerly known as Twitter) @ccsu_fb

**DUQUESNE DUKES**
(2-3, 0-0 NEC)**FIRST DOWNS:**

- With Saturday's victory over New Haven, Duquesne has won each of its past five home games against NEC opponents.
- Graduate student Tyler Riddell had a hand in five of the Dukes' seven touchdowns against New Haven, a mark that is tied for the third-most scores by an NEC player in league history.
- Redshirt sophomore defensive back DJ Cerisier denied New Haven of a two-point conversion with an interception and went the full 100 yards for two defensive points. It marked the seventh time in NEC annals that a player covered 100 yards on a return (4 kickoff returns, 2 interception returns, 1 two-point conversion return).
- One of two active NEC player to accrue 1,500-or-more career receiving yards, graduate student Joey Isabella is three yards shy from eclipsing 2,000 on his career.

UP NEXT:

Duquesne continues a three-game homestand by welcoming Stonehill to the Bluff for its first NEC contest of the 2025 campaign.

DATE	OPPONENT	TIME/RESULT
A 30	at Pitt	L, 9-61
S 06	LINCOLN (PA)	W, 55-14
S 13	#10 LEHIGH	L, 21-35
S 20	at Akron	L, 14-51
S 27	NEW HAVEN	W, 44-18
O 04	STONEHILL *	12:00 p.m.
O 11	SAINT FRANCIS *	1:00 p.m.
O 18	at Mercyhurst *	7:00 p.m.
O 25	at Wagner *	12:00 p.m.
N 01	BYE	--
N 08	at LIU *	12:00 p.m.
N 15	CENTRAL CONNECTICUT *	12:00 p.m.
N 22	at Robert Morris *	2:00 p.m.

DUQUESNE FOOTBALL CONTACT

JACOB DAVEY

Office: 412-396-6565

Email: daveyj@duq.edu

Website: www.goduquesne.com

X (formerly known as Twitter) @duqfb

**LIU SHARKS**
(1-4, 0-1 NEC)**FIRST DOWNS:**

- LIU is the only team in the nation to not have a passing touchdown this season.
- Seven of the Sharks' touchdowns have been rushing score, while their other score of the season came by way of a fumble recovery by Jaylin Lewis.
- LIU's rushing offense ranks second in the NEC with 159.4 yards per contest.
- Going down with an injury before halftime in the win at Eastern Michigan earlier this month, redshirt junior quarterback Ethan Greenwood made his return to the gridiron on Saturday against Stonehill.
- The 10 points allowed to the Skyhawks marked the fewest given up by LIU in a loss since the program joined the NEC in 2019.

UP NEXT:

LIU concludes its three-game road trip with a trek to Erie, PA to face Mercyhurst on Saturday. The Sharks and Lakers are slated for a 1:00 p.m. start.

DATE	OPPONENT	TIME/RESULT
A 30	at #15 Florida	L, 0-55
S 06	at Eastern Michigan	W, 28-23
S 13	SACRED HEART	L, 21-24
S 20	at #7 Rhode Island	L, 7-28
S 27	at Stonehill *	L, 3-10
O 04	at Mercyhurst *	1:00 p.m.
O 11	BYE	--
O 18	ROBERT MORRIS *	12:00 p.m.
O 25	NEW HAVEN	12:00 p.m.
N 01	at Central Connecticut *	12:00 p.m.
N 08	at Duquesne *	12:00 p.m.
N 15	at Saint Francis *	12:00 p.m.
N 22	WAGNER *	12:00 p.m.

LIU FOOTBALL CONTACT

PHILIP CONSTANTINO

Office: 516-233-8457

Email: phillip.constantino@liu.edu

Website: www.liuathletics.com

X (formerly known as Twitter) @liusharksfb

**MERCYHURST LAKERS**
(1-4, 0-0 NEC)**FIRST DOWNS:**

- Mercyhurst's final stretch of non-conference play was a grueling one, as the Lakers took on No. 21 Sacramento State, No. 4 Montana State and No. 2 South Dakota State in consecutive weeks.
- Graduate student Adam Urena, who leads all active quarterbacks with 61 touchdowns (38 during Mercyhurst's Division I era), is eighth in the FCS in passing yards (1,249).
- Brian Trobel (57.2 rushing yards per game) tops the NEC's rushing leaders with four rushing scores.
- Mercyhurst's third-down conversion rate of 41.2 percent is a league-leading mark.

UP NEXT:

Mercyhurst begins NEC play at home against LIU on Saturday. The 1:00 p.m. kick will air on ESPN+.

DATE	OPPONENT	TIME/RESULT
A 28	at RV Youngstown State	L, 15-24
S 06	NEW HAVEN	W, 48-14
S 13	at #21 Sacramento State	L, 28-49
S 20	at #4 Montana State	L, 0-17
S 27	at #2 South Dakota State	L, 7-51
O 04	LIU *	1:00 p.m.
O 11	at Wagner *	12:00 p.m.
O 18	DUQUESNE *	7:00 p.m.
O 25	STONEHILL *	12:00 p.m.
N 01	BYE	--
N 08	at Saint Francis *	12:00 p.m.
N 15	ROBERT MORRIS *	12:00 p.m.
N 22	at Central Connecticut *	12:00 p.m.

MERCYHURST FOOTBALL CONTACT

EMILY BLOUNT

Office: 814-824-2164

Email: eblount@mercyhurst.edu

Website: www.hurstathletics.com

X (formerly known as Twitter) @mercyhurstfb

**NEW HAVEN CHARGERS**
(2-3 OVERALL)**FIRST DOWNS:**

- Junior quarterback AJ Duffy leads the NEC with 12 touchdown throws, while his 1,190 passing yards and 238.0 yards through the air per contest are both good for second in the circuit.
- Combining for seven touchdown catches while accounting for 64.3 percent of New Haven's receiving yards, Kevonne Wilder and Joshua Tracey rank two-three in the conference with 79.8 and 74.4 receiving yards per contest, respectively.
- The Chargers' offensive line has allowed a league-low three sacks (six fewer than the next closest competitor), while the defense tops the NEC charts with 10 sacks.

UP NEXT:

New Haven returns home to play host to Pace on Saturday at 1:00 p.m.

DATE	OPPONENT	TIME/RESULT
A 29	at Marist	L, 14-31
S 06	at Mercyhurst	L, 14-48
S 13	at UAlbany	W, 24-17
S 20	SAGINAW VALLEY STATE	W, 35-28
S 27	at Duquesne	L, 18-44
O 04	PACE	1:00 p.m.
O 11	WESTERN CONNECTICUT	1:00 p.m.
O 18	BYE	--
O 25	at LIU	12:00 p.m.
N 01	at Sacred Heart	12:00 p.m.
N 08	MERRIMACK	3:30 p.m.
N 15	BYE	--
N 22	BYE	--

NEW HAVEN FOOTBALL CONTACT

CONOR DOHERTY

Office: 215-588-8516

Email: cdoherty@newhaven.edu

Website: www.newhavenchargers.com

X (formerly known as Twitter) @unewhavenfb

**ROBERT MORRIS COLONIALS**
(1-3, 0-0 NEC)**FIRST DOWNS:**

- Robert Morris was idle for Week 5.
- Robert Morris did not trail in a game for 116:32 consecutive minutes — dating back to a wire-to-wire win vs. West Liberty (PA) on September 13 — until Dayton kicked a game-winning, 21-yard field goal with 3:28 left in regulation on Saturday.
- The Colonials have recovered five fumbles this season to rank eighth in the nation in the category.
- Robert Morris is one of just eight teams in the FCS that has not thrown a pick this season.

UP NEXT:

The Colonials return from a bye week with a road trip to Merrimack on Saturday at 1:00 p.m.

DATE	OPPONENT	TIME/RESULT
A 30	at West Virginia	L, 3-45
S 06	at Youngstown State	L, 17-56
S 13	WEST LIBERTY	W, 28-14
S 20	DAYTON	L, 14-17
S 27	BYE	--
O 04	at Merrimack	1:00 p.m.
O 11	CENTRAL CONNECTICUT *	2:00 p.m.
O 18	at LIU *	12:00 p.m.
O 25	at Saint Francis *	3:00 p.m.
N 01	at Stonehill *	1:00 p.m.
N 08	WAGNER *	12:00 p.m.
N 15	at Mercyhurst *	2:00 p.m.
N 22	DUQUESNE *	2:00 p.m.

RMU FOOTBALL CONTACT

RYAN GAVATORTA

Office: 412-397-4919

Email: gavatorta@rmu.edu

Website: www.rmucolonials.com

X (formerly known as Twitter) @rmu_football

**FIRST DOWNS:**

- Wide receivers DJ Maultsby (141 yards) and Peyton Nelson (131 yards) became the first teammate tandem in the NEC this season —and the first since Robert Morris' Noah Robinson (126 yards) and Shawn Charles (141 yards) did so against LIU last season — to register 100-or-more receiving yards in the same game on Saturday at Bucknell.
- Among FCS leaders, Calgaro is 10th with a league-leading 10.8 tackles per game.
- Defensively, Saint Francis has held opponents to the 11th-fewest passing yards in the FCS at 140.4 per contest.

UP NEXT:

The Red Flash have a bye for Week 6 before they head to fellow Keystone State foe Duquesne on Oct. 11 for a 1:00 p.m. opening kickoff.

FIRST DOWNS:

- Stonehill held LIU to just three points on Saturday, the fewest points the Skyhawks have ever allowed against a Division I opponent.
- The Skyhawks have limited three of five opponents below the 15-point threshold this season (12 points - Sacred Heart; 10 points - Maine; 3 points - LIU).
- Stonehill's defense is conceding just 18.2 points per game, a mark that ranks 13th in the FCS.
- With the win, Stonehill improved to 3-1 in NEC openers since the Skyhawks joined the league in 2022.
- Skyhawks' quarterback Jack O'Connell ranks ninth in the nation in completion percentage (.703) and 11th in completions per game (20.40)

UP NEXT:

Stonehill hits the road for the first time in NEC play on Saturday when it heads to defending co-champion Duquesne.

FIRST DOWNS:

- Wagner overcame a 13-point deficit to defeat Norfolk State on Saturday, marking the Seahawks' largest comeback since they clawed out of a 14-0 hole to defeat Stonehill by a 18-17 final on Oct. 28, 2023.
- After converting on 8-of-13 passes in two appearances at quarterback against Georgetown and Central Michigan, senior Jordan Barton went 14-of-22 with his first two touchdown throws as a Seahawk in Saturday's 18-13 win over Norfolk State.
- Graduate student Andre Hines Jr rushed for 100-plus yards for the second time in three weeks on Saturday after logging a season-high 108 yards in Saturday's win over Norfolk State.

UP NEXT:

Wagner has a bye week before the Seahawks play host to Mercyhurst for their NEC opener on Saturday, Oct. 11.

DATE	OPPONENT	TIME/RESULT
A 28	at Louisiana Monroe	L, 0-29
S 06	at Buffalo	L, 6-45
S 13	at Central Connecticut *	L, 7-31
S 20	DELAWARE STATE	L, 10-34
S 27	at Bucknell	L, 23-30
O 04	BYE	--
O 11	at Duquesne *	1:00 p.m.
O 18	BYE	--
O 25	ROBERT MORRIS *	3:00 p.m.
N 01	WAGNER *	12:00 p.m.
N 08	MERCYHURST *	12:00 p.m.
N 15	LIU *	12:00 p.m.
N 22	at Stonehill *	1:00 p.m.

SFU FOOTBALL CONTACT

DAVID MUSIL

Office: 814-472-3128

Email: dmusil@francis.edu

Website: www.sfuathletics.com

X (formerly known as Twitter) @redflashfb

DATE	OPPONENT	TIME/RESULT
A 30	at Sacred Heart	L, 7-12
S 06	LAFAYETTE	L, 26-42
S 13	at Maine	W, 13-10
S 20	PENN	L, 21-24
S 27	LIU *	W, 10-3
O 04	at Duquesne *	1:00 p.m.
O 11	BYE	--
O 18	at Yale	12:00 p.m.
O 25	at Mercyhurst *	12:00 p.m.
N 01	ROBERT MORRIS *	1:00 p.m.
N 08	at Central Connecticut *	1:00 p.m.
N 15	at Wagner *	1:00 p.m.
N 22	SAINT FRANCIS *	1:00 p.m.

STONEHILL FOOTBALL CONTACT

TIM WILLIAMSON

Office: 508-565-1352

Email: twilliamson1@stonehill.edu

Website: www.stonehillskyhawks.com

X (formerly known as Twitter) @StonehillIFB

DATE	OPPONENT	TIME/RESULT
A 29	at Kansas	L, 7-46
S 06	at Georgetown	L, 20-31
S 13	MARIST	L, 10-21
S 20	at Central Michigan	L, 10-49
S 27	NORFOLK STATE	W, 18-13
O 04	BYE	--
O 11	MERCYHURST *	12:00 p.m.
O 18	CENTRAL CONNECTICUT *	5:00 p.m.
O 25	DUQUESNE *	12:00 p.m.
N 01	at Saint Francis *	12:00 p.m.
N 08	at Robert Morris *	12:00 p.m.
N 15	STONEHILL *	12:00 p.m.
N 22	at LIU *	12:00 p.m.

WAGNER FOOTBALL CONTACT

RYAN ROSA

Office: 718-390-3215

Email: ryan.rosa@wagner.edu

Website: www.wagnerathletics.com

X (formerly known as Twitter) @wagner_football

2025 NEC MISCELLANEOUS STATS

100-YARD RUSHING GAMES

Player	100-149	150+	Total
Ness Davis, DUQ	1	--	1
Andre Hines Jr., WC	2	--	2
Elijah Howard, CCSU	--	1	1
O'Shawn Ross, Jr., LIU	1	--	1
Ethan Shine, RMU	1	--	1
Brian Trobel, MU	1	--	1

100-YARD RECEIVING GAMES

Player	100-149	150+	Total
Dylan Evans, MU	--	1	1
Brenden Hodge, SFU	1	--	1
Joey Isabella, DUQ	1	1	2
Joshua Tracey, NHVN	1	--	1
DJ Maultsby, SFU	1	--	1
Peyton Nelson, SFU	1	--	1
Kevonne Wilder, NHVN	1	--	1

10-RECEPTION GAMES

Player	10-14	15+	Total
Peyton Nelson, SFU	1	--	--

200-YARD ALL-PURPOSE GAMES

Player	200-299	300+	Total
Elijah Howard, CCSU	1	--	1
Joshua Tracey, NHVN	1	--	1

MULTI-TOUCHDOWN GAMES

Player	2	3	4	5+	Total
Ethan Greenwood, LIU	1	--	--	--	1
Elijah Howard, CCSU	1	1	--	--	2
Joey Isabella, DUQ	1	1	--	--	2
Donny Marcus, CCSU	2	--	--	--	2
Tyler Riddell, DUQ	1	--	--	--	1
Ethan Shine, RMU	1	--	--	--	1
Luca Stanzani, LIU	1	--	--	--	1
Joshua Tracey, NVHN	1	--	--	--	1
Brian Trobel, MU	--	1	--	--	1

MULTI-TOUCHDOWN PASS GAMES

Player	2	3	4	5+	Total
Jordan Barton, WC	1	--	--	--	1
AJ Duffy, NHVN	2	1	1	--	4
Jack O'Connell, STO	1	1	--	--	2
Brady Olson, CCSU	2	1	--	--	3
Tyler Riddell, DUQ	1	1	--	1	3
Zach Tanner, RMU	2	--	--	--	2
Adam Urena, MU	3	--	--	--	3

300-YARD PASS GAMES

Player	300-399	400+	Total
AJ Duffy, NHVN	2	--	2
Adam Urena, MU	2	--	2
Nick Whitfield, Jr, SFU	1	--	1

GAMES WITH RUSHING TD & PASSING TD

Player	
Tyler Riddell (DUQ) vs. New Haven (9/27/25)	3 passing TD, 2 rushing TD

300-YARD TOTAL OFFENSE GAMES

Player	300-349	350+	Total
--			

10+ POINT KICKING GAMES

Player	10-14	15+	Total
Jack Hennessey, CCSU	2	--	2

NEC VS. DI OPPONENTS

vs. FCS (4-20, .167)

Big Sky 0-2

Montana State 0-1

Sacramento State 0-1

CAA 2-1

UAlbany 1-0

Maine 1-0

Rhode Island 0-1

Independent 2-3

Merrimack 0-1

New Haven 2-0

Sacred Heart 0-2

Ivy League 0-2

Dartmouth 0-1

Penn 0-1

MEAC 0-2

Delaware State 0-1

Norfolk State 0-1

Missouri Valley 0-3

Youngstown State 0-2

South Dakota State 0-1

Patriot 0-4

Bucknell 0-1

Georgetown 0-1

Lafayette 0-1

Lehigh 0-1

Pioneer 0-3

Dayton 0-1

Marist 0-2

vs. FBS (1-8, .125)

ACC 0-1

Pitt 0-1

Big 12 0-2

Kansas 0-1

West Virginia 0-1

Independent 0-1

UConn 0-1

MAC 1-2

Akron 0-1

Buffalo 0-1

Eastern Michigan 1-0

SEC 0-1

Florida 0-1

Sun Belt 0-1

Louisiana-Monroe 0-1

#NECFB NATIONAL PRESEASON HONORS

Ahead of the 2025 season, the NEC landed three players on national watch lists with two on the Walter Payton Award Preseason Watch List and one on the Buck Buchanan Award Preseason Watch list.

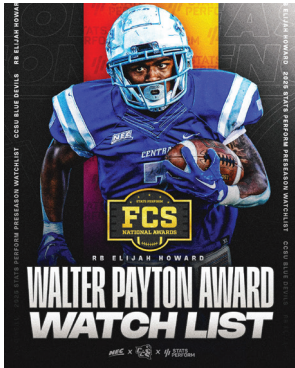
WALTER PAYTON AWARD WATCH LIST

Elijah Howard who became the first Blue Devil in five years to pocket the NEC Offensive Player of the Year honor in 2024, rushed for five touchdowns in the final four games of the regular season to elevate his season total to eight and lead the Blue Devils to the NEC title. On the year, Howard was the NEC's second leading rusher after he covered 934 yards on 228 carries to average of 84.9 yards per game.

Throwing for 921 yards and six touchdowns with just two picks, 2024 All-NEC second teamer **Ethan Greenwood** was a dynamic jack-of-all-trades and offensive triple threat as he added five rushing scores and a pair of touchdown receptions. With 913 yards on the ground for 76.1 rushing yards per game, Greenwood led all NEC quarterbacks in both categories while his running game, which had him ranked among the nation's top 50 at season's end, was third-best among all FCS quarterbacks in 2024.

BUCK BUCHANAN AWARD WATCH LIST

Duquesne defensive lineman **Jack Dunkley** is coming off a breakout sophomore campaign that culminated in the Keystone State product earning a spot on the All-NEC First Team. He racked up 27.0 tackles, including 12.5 for a loss of 76 yards, while adding 9.5 sacks, eight quarterback hurries and a league-leading three forced fumbles in 11 appearances. Dunkley's TFL and sacks marks were both tied for tops in the NEC, while his 0.86 sacks per game ranked him 11th among all FCS ballers last year.



ELIJAH HOWARD
CCSU

RB • SR • 5-11 • 175 lbs
Knoxville, TN/Virginia Tech



ETHAN GREENWOOD
LIU

QB • R-JR • 5-11 • 190 lbs
Baldwin, NY/The Citadel



JACK DUNKLEY
DUQUESNE

DL • JR • 6-4 • 250 lbs
Pennel, PA/Neshaminy

STATS PERFORM PRESEASON ALL-AMERICANS

A pair of NEC standouts were pegged Stats Perform FCS Preseason All-Americans in August in LIU quarterback **Ethan Greenwood** and Central Connecticut kick returner Donovan Wadley.



ETHAN GREENWOOD
LIU

QB • R-JR • 5-11 • 190 lbs
Baldwin, NY/The Citadel



DONOVAN WADLEY
CCSU

KR • GR • 5-10 • 180 lbs
Newark, NJ/Merrimack



NEC ALUMNI IN THE NFL

Three NEC alumni are currently on NFL active rosters.

- RB Julius Chestnut (Sacred Heart) - Titans
- LS Christian Kuntz (Duquesne) - Steelers
- DT Chris Williams (Wagner) - Bears



NEC ALUMNI IN THE CFL

In addition to the NEC alumni that are playing in the NFL, the following alumni were on CFL rosters at the end of the 2025 season.

- RB Daniel Adeboboye (Bryant) - Ottawa
- RB Ludovick Choquette (LIU) - Calgary
- QB Jake Dolegala (CCSU) - Hamilton

2024: NEC FOOTBALL MAKES THE NATION TAKE NOTICE

From wins over nationally-ranked programs and FBS squads, to viral moments that caught the country by storm, Northeast Conference (NEC) football without a doubt expanded its outreach in 2024. The bar has been set for NEC football, and it will only continue to go up from here.

DANCING WITH THE DEVILS

The 2024 campaign made for a comeback story unlike any other.

Dropping six-of-seven games against league foes, Central Connecticut found itself at the bottom of the NEC standings at season's end in 2023.

Expectations for the Blue Devils weren't exactly high either, as they were selected to finish last in the preseason coaches poll, a position that left plenty of room to prove all the doubters wrong.

Fast forward to November 23 — three-hundred and seventy-one days after the conclusion of last season to be exact — and Central Connecticut did just that. This time, when the final horn of the regular season sounded at Arute Field, the Blue Devils were hoisting the NEC trophy in celebration of their first title since 2019.

The road to the Blue Devils' seventh banner-raising season was not an easy one, though.

Keeping its title hopes alive with a thrilling Week 12 double-overtime win over Robert Morris, Central Connecticut forced a winner-take-all championship game in the regular season finale with then-undefeated and nationally-ranked Duquesne.

Behind a defensive effort unlike any other that featured seven picks, the Blue Devils took care of business against the Dukes and secured the NEC's AQ to the NCAA FCS Playoffs with a 21-14 victory.

A SALUTE TO THE ALL-AMERICANS

Three NEC all-stars added All-America distinction from Stats Perform to their already impressive résumés.

Central Connecticut senior defensive back Kimal Clark and LIU redshirt sophomore quarterback Ethan Greenwood each earned spots on the organization's All-America Third Team. The 2024 NEC co-champion Blue Devils doubled their All-America honorees when first-year defensive back Christopher Jean was named to the Freshman All-America Team.

Clark became the first Blue Devil baller to take home All-America distinction since 2018, while with Greenwood's selection, LIU has landed three honorees in the past two years.



In addition, Clark and Central Connecticut senior offensive lineman Alec Ambrosia each garnered FCS Associated Press All-America Honorable Mention honors from the organization.

NATIONAL WEEKLY RECOGNITION

The NEC was well-represented on the Stats Perform weekly award front in 2024.

Saint Francis U place kicker Mac Plummer became the first NEC player to garner national recognition when he was named the FedEx Ground FCS National Special Teams Player of the Week on Sept. 9. The redshirt junior kicked the go-ahead 50-yard field goal in a win at FBS opponent Kent State as part of an 11-point effort.

One week later, Central Connecticut punter Aidan Clark made it back-to-back FedEx Ground FCS National Special Teams Player of the Week honors for the NEC. The senior averaged 51.7 yards per boot in a win over Saint Francis U that featured an NEC-record-tying 84-yard punt.



Robert Morris rounded out the NEC's national weekly awards at the conclusion of Week 10. The Colonials earned FedEx FCS National Team of the Week distinction from Stats Perform after they defeated Merrimack by a 6-0 final to become the first FCS team since 2022 to win a game with fewer than 10 points. It marked Robert Morris' NEC-leading third shutout of the season.

NEC SQUADS LAND NOTEWORTHY WINS

Two Keystone State teams inked their names in the NEC recordbooks with milestone wins in 2024.

Saint Francis U made Kent State see Red (Flash) on Week 2 with a 23-17 road triumph on Sept. 7. It marked the Red Flash's first-ever victory over an FBS opponent in program history, and the second win against the upper tier of Division I in NEC history.



One week later, it was Duquesne's time to turn the trick. The Dukes went into Arnold D. Stambaugh Stadium and upended No. 20/21 Youngstown State by a 28-25 final for the NEC's first win over a nationally-ranked opponent since 2021. It marked the first time ever that Duquesne knocked off a Top-25 foe.

SIX NATIONAL FINALISTS

The Northeast Conference was home to six national finalists in the Stats Perform FCS Legacy Awards Program. Central Connecticut stole the show with five honorees.



WALTER PAYTON AWARD

(Top Offensive Player)

Elijah Howard, Central Connecticut
Junior, Running Back

Howard was second in the NEC in rushing with 84.9 yards per game. In his final four regular season games — all of which were wins — he rushed for five touchdowns to bring his season total to eight.

BUCK BUCHANAN AWARD

(Top Defensive Player)

Kimal Clark, Central Connecticut
Junior, Defensive Back

Clark posted a career-best 117 tackles and finished 26th in the FCS with 9.0 stops per contest. The junior registered five games with 10-or-more tackles, including 18 at FBS opponent UMass.

JERRY RICE AWARD

(Top Freshman Player)

Charles Battaglia, Stonehill
Sophomore, Linebacker

Battaglia finished second among fellow Skyhawks with 70 tackles, a number that led all NEC rookies and was eighth overall. He added 31 solo tackles, 3.0 TFL, one interception and a forced fumble.

Christopher Jean, Central Connecticut
Redshirt Freshman, Defensive Back

Jean registered three picks — the most by an FCS player in 2024-25 — in a key win vs. Robert Morris. He led the NEC in fumble recoveries and interceptions while ranking second in forced fumbles.

DORIS ROBINSON AWARD

(Top Scholar-Athlete)

Dan Toatley, Central Connecticut
Senior, Defensive Lineman

Graduating with a 3.56 GPA and a degree in Criminology, Toatley selflessly donated bone marrow to a patient in need as part of a bone marrow drive sponsored by the Blue Devils' football team.

EDDIE ROBINSON AWARD

(Top Coach)

Adam Lechtenberg, Central Connecticut

In his second year at the helm, Lechtenberg piloted the Blue Devils to their first NEC title — and the program's first winning season — since 2019. It marked Central Connecticut's seventh league crown.

DUKES' RUN IN THE RANKINGS!

Duquesne became a regular in both the Stats Perform and the American Football Coaches Association (AFCA) Top-25 Polls in 2024.

With a résumé that included a win at No. 20/21 Youngstown State and a perfect record against FCS competitors, Duquesne turned heads midway through the year and were consistently receiving votes in both national top-25 polls for seven-straight weeks.

The Dukes' win over Mercyhurst on November 2 — their sixth-straight against an FCS opponent — is what vaulted the program into the national rankings for the first time since April 5, 2021.

It marked the second time that the Dukes were ranked in both polls at the same time since joining the NEC. In addition, Duquesne became the first NEC squad to appear in the rankings since Sacred Heart landed a spot in the final poll of the Spring 2021 campaign.

In their season debut in the national rankings, the Dukes checked in at No. 24 in the AFCA Coaches Poll presented by Hudl and No. 25 in the Stats Perform Poll.

Things only went up from there, though.



Duquesne, which established a long-term residency in both national polls, continued to climb the rankings.

Moving up to No. 21 and No. 22, respectively, in the AFCA and Stats Perform polls the following week, the Dukes rose to the program's highest ranking ever (No. 19) in both Week 12 polls after they scored their eighth-straight win and clinched a share of the NEC regular season title for the second straight year.

At season's end, Duquesne made it four-straight appearances in both national polls from Week 9 to Week 12, which tied the second-longest rally in league history.

NEC FOOTBALL STARS SHINE AT METLIFE STADIUM

MetLife Stadium in East Rutherford, NJ was home to the Northeast Conference's annual Football Social Media Day once again in 2024.

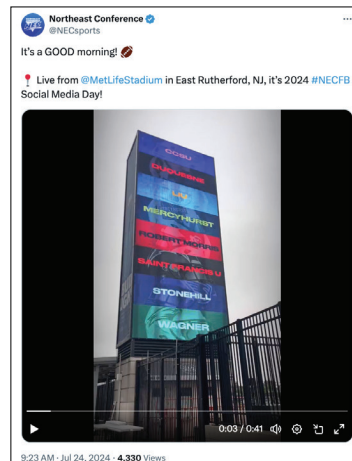
For a second consecutive year, the residence of the NFL's Giants and Jets was the backdrop for the event, which serves as the conference's unofficial kickoff to the brand new season.



The red carpet was rolled out, and all eyes were on the league's top returning ballers and head coaches.


This year's #NECFB Social Media Day featured an on-air program that aired live on ESPN+, as well as a VIP luncheon and the second iteration of the "NEC Cornhole Challenge: Gridiron Edition."

Former two-time Super Bowl coach Kevin Gilbride, who has been a member of the NEC's broadcast team for nearly a decade, served as the keynote speaker at the VIP luncheon.



Gilbride coached in the NFL for 20 years, spending seven of them as the offensive coordinator for the New York Giants, with whom he earned two super Bowl rings.

#NECFB Social Media Day was covered by a plethora of local and national media outlets at MetLife Stadium. With Ric Serritella from NFL Draft Bible on site to conduct live hits on X and Instagram, Stats Perform and HERO Sports were among the outlets that extensively featured the event across their respective social media platforms.



#NECFB VIRAL MOMENTS LEAD TO NATIONAL EXPOSURE

Northeast Conference ballers produced some incredibly impressive plays on the gridiron that not only dazzled the conference's loyal fan base; they also caught the eye of several nationally-known media outlets.

Robert Morris defensive back Rob Carter Jr. wasted no time in taking over the national spotlight. The Colonials' senior orchestrated what was appropriately pegged the "Interception of the Year" — in Week 1 — when he made an acrobatic, one-handed pick at Utah State. The unbelievable play, which immediately went viral on social media and landed the No. 1 spot on ESPN's SportsCenter's Top-10 Countdown, was the talk of the town days later. Earning airtime on ESPN's Pat McAfee Show and ABC's Good Morning America with Michael Strahan, Carter's interception also earned the best play on ESPN's Sunday NFL Countdown "You Got Mossed" segment, which resulted in the Bobby Mo veteran defender earning a pair of signed custom gloves from NFL Hall of Famer Randy Moss.

LIU got in on the action as well when the Sharks perfectly executed the "tush push" in a non-conference tilt against Sacred Heart. Ethan Greenwood used a little help from his friends on fourth-and-inches to break through the pile and score a 55-yard rushing touchdown. Featured on USA Today's website, Greenwood's untraditional score was the No. 1 play on SportsCenter's Top-10 that night.

Graduate wide receiver John Erby and senior quarterback Darius Perrantes teamed up to deliver a touchdown against Wagner that turned heads and earned national recognition as well. With two defenders in the end zone, Erby made a spectacular one-handed catch for a score in the Duquesne win. In addition to taking the No. 3 slot on the SportsCenter Top-10 countdown, Perrantes earned a coveted "helmet sticker" on ESPN College Football Final.



NEC ALL-TIME LEADERS**RUSHING YARDS**

	Yards	Name (School)	Years
1.	5,049	David Sinisi (MON)	2006-09
2.	4,629	AJ Hines (DUQ)	2016-19
3.	4,549	Larry McCoy (DUQ)	2009-12
4.	4,460	Rick Sarille (WC)	1996-99
5.	4,435	Dom Williams (WC)	2009-13
6.	4,287	David McCarty (UA)	2006-09
7.	4,271	Myles Russ (RMU)	2007-10
8.	4,238	Jordan Brown (BRY)	2009-12
9.	4,131	Kyle Harbridge (SFU)	2009-13
10.	3,847	Sam Dorsett (RMU)	1999-03
11.	3,745	Keshaudas Spence (SHU)	2011-14
12.	3,672	Rob Hollomon (CCSU)	2011-14
13.	3,605	Julius Chestnut (SHU)	2018-21
14.	3,414	Todd Harris (SFU)	2003-06
15.	3,315	Malik Grant (SHU)	2019-23

PASSING YARDS

	Yards	Name (School)	Years
1.	10,320	Dillon Buechel (DUQ)	2013-16
2.	9,016	RJ Noel (SHU)	2013-16
3.	8,803	Dale Fink (SHU)	2007-10
4.	8,544	Anthony Doria (SFU)	2003-06
5.	8,129	Jacob Dolegala (CCSU)	2015-18
6.	7,812	Brian Boland (MON)	2003-06
7.	7,468	Dalton Easton (BRY)	2014-16
8.	7,222	Tim Levick (RMU)	1998-01
9.	7,115	Kyle Frazier (MON)	2009-12
10.	7,111	RJ Noel (SHU)	2013-16
11.	6,839	Erik Cwalinski (RMU)	2005-08
12.	6,762	Sean Patterson (DUQ)	2009-12
13.	6,134	Drew Geyer (RMU)	2002-05
14.	6,100	Nick Doscher (WC)	2009-12
15.	6,031	Zack Drayer (SFU)	2013-16

RECEIVING YARDS

	Yards	Name (School)	Years
1.	3,735	Jordan Harris (BRY)	2010-13
2.	3,464	Michael Caputo (SFU)	2003-06
3.	3,302	Kamron Lewis (SFU)	2015-18
4.	3,206	Tyler Dube (SHU)	2012-15
5.	2,867	Miles Austin (MON)	2002-05
6.	2,863	Chris Turner (WC)	2003-06
7.	2,848	Steve Tedesco (SHU)	2006-09
8.	2,719	Nehari Crawford (DUQ)	2015-18
9.	2,574	Chris King (DUQ)	2013-15
10.	2,441	Antoine Rivera (SFU)	2006-09
11.	2,294	Jason Bain (WC)	1997-00
12.	2,270	Cyrus Holder (SFU/DUQ)	2016-21
13.	2,256	Shaun Grover (WC)	2002-05
14.	2,254	Chad Ward (BRY)	2012-15
15.	2,252	Adam San Miguel (MON)	2003-07

2025 COMPOSITE SCHEDULE/RESULTS**WEEK 1****THURSDAY, AUGUST 28**

RV Youngstown State 24, Mercyhurst 15

Louisiana Monroe 29, Saint Francis 0

FRIDAY, AUGUST 29

Kansas 46, Wagner 7

Marist 31, New Haven 14

SATURDAY, AUGUST 30

Pitt 61, Duquesne 9

West Virginia 45, Robert Morris 3

Stonehill 12, Sacred Heart 7

UConn 59, Central Connecticut 13

#15 Florida 55, LIU 0

WEEK 2**SATURDAY, SEPTEMBER 6**

Duquesne 55, Lincoln (PA) 14

Central Connecticut 34, AIC 7

Mercyhurst 48, New Haven 14

Georgetown 31, Wagner 20

Lafayette 42, Stonehill 26

Youngstown State 56, Robert Morris 17

Buffalo 45, Saint Francis 6

LIU 28, Eastern Michigan 23

WEEK 3**SATURDAY, SEPTEMBER 13**

Sacred Heart 24, LIU 21

Central Connecticut 31, Saint Francis 7

#10 Lehigh 35, Duquesne 21

Marist 21, Wagner 10

Robert Morris 28, West Liberty 14

Stonehill 13, Maine 10

New Haven 24, UAlbany 17

#21 Sacramento State 49, Mercyhurst 28

2025 COMPOSITE SCHEDULE/RESULTS

WEEK 4

SATURDAY, SEPTEMBER 20

Central Michigan 49, Wagner 10

Delaware State 34, Saint Francis 10

Penn 24, Stonehill 21

New Haven 35, Saginaw Valley State 28

Dayton 17, Robert Morris 10

#4 Montana State 17, Mercyhurst 0

#7 Rhode Island 28, LIU 7

Merrimack 16, Central Connecticut 14

Akron 51, Duquesne 14

WEEK 5

SATURDAY, SEPTEMBER 27

Wagner 18, Norfolk State 13

Dartmouth 35, Central Connecticut 28

Duquesne 44, New Haven 18

Stonehill 10, Stonehill 3

#2 South Dakota State 51, Mercyhurst 7

Bucknell 30, Saint Francis 23

Open Date: Robert Morris

WEEK 6

SATURDAY, OCTOBER 4

Sacred Heart at Central Connecticut 12:00 p.m.

Stonehill at Duquesne 12:00 p.m.

LIU at Mercyhurst ESPN+ 1:00 p.m.

Pace at New Haven 1:00 p.m.

Robert Morris at Merrimack ESPN+ 1:00 p.m.

Open Date: Saint Francis, Wagner

WEEK 7

SATURDAY, OCTOBER 11

Mercyhurst at Wagner 12:00 p.m.

Western Connecticut at New Haven 1:00 p.m.

Saint Francis at Duquesne 1:00 p.m.

Central Connecticut at Robert Morris 2:00 p.m.

Open Date: LIU, Stonehill

NEC SINGLE-SEASON LEADERS

RUSHING YARDS

	Yards	Name (School)	Year
1.	1,852	David McCarty (UA)	2008
2.	1,847	Justise Hairston (CCSU)	2006
3.	1,815	Jordan Brown (BRY)	2011
4.	1,713	Jason Butler (WC)	2007
5.	1,710	Ryan Fulse (WC)	2018

PASSING YARDS

	Yards	Name (School)	Year
1.	3,321	John Sciarra (WC)	2005
2.	3,311	Price Wilson (BRY)	2017
3.	3,084	Jason Brown (SFU)	2019
4.	2,934	Jacob Dolegala (CCSU)	2016
5.	2,929	Westin Elliott (MC)	2021

RECEIVING YARDS

	Yards	Name (School)	Year
1.	1,478	Kamron Lewis (SFU)	2016
2.	1,433	Michael Caputo (SFU)	2005
3.	1,243	Jordan Harris (BRY)	2012
4.	1,160	Tyler Dube (SHU)	2015
5.	1,157	DeVeren Johnson (SHU)	2001

TOUCHDOWN PASSES

	TDs	Name (School)	Year
1.	31	Adam Urena (MU)	2024
2.	30	Westin Elliott (MC)	2021
3.	28	Dalton Easton (BRY)	2016
	28	Jason Brown (SFU)	2019
5.	27	Tommy Stuart (DUQ)	2017

TOUCHDOWN RECEPTIONS

	TDs	Name (School)	Year
1.	16	Connor Dixon (DUQ)	2011
	16	Tyler Dube (SHU)	2014
3.	15	Jordan Harris (BRY)	2012
	15	Nehari Crawford (DUQ)	2017
5.	14	Chris King (DUQ)	2014

RUSHING TOUCHDOWNS

	TDs	Name (School)	Year
1.	22	Gary Jones (UA)	2002
	22	David Sinisi (MON)	2008
3.	21	Chris Reed (MON)	1998
4.	20	Justise Hairston (CCSU)	2006
5.	19	Jordan Brown (BRY)	2011

RECEIVING YARDS PER GAME

	Yards	Name (School)	Year
1.	130.3	Michael Caputo (SFU)	2005
2.	125.5	Miles Austin (MON)	2005
3.	124.3	Jordan Harris (BRY)	2012
4.	123.2	Kamron Lewis (SFU)	2016
5.	105.5	Tyler Dube (SHU)	2015

RUSHING YARDS PER GAME

	Yards	Name (School)	Year
1.	171.0	Julius Chestnut (SHU)	2020*
2.	167.9	Justise Hairston (CCSU)	2006
3.	165.0	Jordan Brown (BRY)	2011
4.	155.7	Jason Butler (WC)	2007
5.	155.5	Ryan Fulse (WC)	2018

NEC SINGLE-GAME LEADERS

RUSHING YARDS

Name (School)	Yards	Opponent	Date
1. Aaron Dawson (CCSU)	361	Wagner	10.27.18
2. Kyle Harbridge (SFU)	346	Morehead State	9.17.11
3. Justise Hairston (CCSU)	332	Saint Francis	10.7.06
4. Cory Harge (CCSU)	331	Stony Brook	11.6.04
5. John Campbell (WC)	324	Jacksonville	11.15.98

PASSING YARDS

Name (School)	Yards	Opponent	Date
1. Anthony Doria (SFU)	494	Sacred Heart	10.29.05
2. Scott Bard (SBU)	474	Wagner	10.6.01
3. Kyle Frazier (MON)	451	Cornell	10.13.12
4. Connor Dixon (DUQ)	429	Bucknell	9.6.08
Kevin Duke (SHU)	429	Bryant	11.4.17

RECEIVING YARDS

Name (School)	Yards	Opponent	Date
1. Michael Caputo (SFU)	294	Sacred Heart	10.29.05
2. Tyjuan Massey (RMU)	272	Sacred Heart	11.12.05
3. Chris Phillis (UA)	251	Robert Morris	11.11.00
4. Wayne Capers (DUQ)	235	Jacksonville	10.1.16
5. Jordan Harris (BRY)	224	UAlbany	11.5.11

LONGEST RUSH

Name (School)	Yards	Opponent	Date
1. Jordan Meachum (SHU)	99	Bryant	10.27.18
Dave Sinisi (MON)	99	Sacred Heart	10.6.07
3. Marques DeShields (SFU)	98	Sacred Heart	10.23.21
4. DeMarcus McElroy (SFU)	97	CCSU	9.14.24
5. Ricardo Mccray (BRY)	96	Bryant	10.4.14

LONGEST PASS PLAY

Name (School)	Yards	Opponent	Date
1. Z. Drayer, T. Smith (SFU)	98	Sacred Heart	10.31.15
2. T. Lecik (RMU)	94	Wagner	10.3.98
3. Tryon, J.T. Kirk (RMU)	94	Sacred Heart	10.16.99
4. Z. Dryer, C. Holder (SFU)	92	Wagner	11.19.16
5. C. Dixon, C. Carter (DUQ)	91	Saint Francis	9.20.08

50+ YARD FIELD GOALS

Name (School)	Yards	Opponent	Date
1. Piotr Czech (WC)	56	Saint Francis	11.10.07
2. Jeff Garlo (RMU)	55	Buffalo State	9.2.00
3. Czech Piotr (WC)	54	Sacred Heart	9.30.06
Czech Piotr (WC)	54	CCSU	10.21.06
David Lopez (WC)	54	Georgetown	10.9.10
6. Lance Geesey (SFU)	52	Bryant	10.18.14
James Cooper (WC)	52	Sacred Heart	10.1.16
Perry Shelbred (STO)	52	CCSU	9.9.23
9. Charlie Leventry (DUQ)	51	Wagner	10.22.11
David Lopez (WC)	51	CCSU	9.22.12
Charlie Leventry (DUQ)	51	Wagner	11.17.12
Ricky Perez (BRY)	51	Montana State	9.10.16
13. Jeff Carlo (RMU)	50	Duquesne	11.21.98
Blake Abbot (WC)	50	St. John's	9.29.01
Piotr Czech (WC)	50	Jacksonville	11.17.07
Josh Thiel (SFU)	50	CCSU	10.27.12
Lance Geesey (SFU)	50	UAlbany	9.24.16
Rick Perez (BRY)	50	Robert Morris	11.5.16
James Cooper (WC)	50	Bryant	10.28.17
Francis Cole (SFU)	50	Lafayette	9.29.18
Luke Samperi (BRY)	50	Duquesne	11.16.19
Alex Schmoke (SFU)	50	LIU	10.15.22
Jack Barnum (CCSU)	50	Central Michigan	8.29.24
Mac Plummer (SFU)	50	Kent State	9.7.24

2025 COMPOSITE SCHEDULE/RESULTS

WEEK 8

SATURDAY, OCTOBER 18

Stonehill at Yale	ESPN+	12:00 p.m.
Robert Morris at LIU		12:00 p.m.
Duquesne at Mercyhurst		12:00 p.m.
Central Connecticut at Wagner		5:00 p.m.

Open Date: New Haven, Saint Francis

WEEK 9

SATURDAY, OCTOBER 25

Duquesne at Wagner		12:00 p.m.
Stonehill at Mercyhurst		12:00 p.m.
New Haven at LIU		1:00 p.m.
Robert Morris at Saint Francis		3:00 p.m.

Open Date: Central Connecticut

WEEK 10

SATURDAY, NOVEMBER 1

New Haven at Sacred Heart		12:00 p.m.
LIU at Central Connecticut		12:00 p.m.
Wagner at Saint Francis		12:00 p.m.
Robert Morris at Stonehill		1:00 p.m.

Open Date: Duquesne, Mercyhurst

WEEK 11

SATURDAY, NOVEMBER 8

Duquesne at LIU		12:00 p.m.
Mercyhurst at Saint Francis		12:00 p.m.
Wagner at Robert Morris		12:00 p.m.
Stonehill at Central Connecticut		1:00 p.m.
Merrimack at New Haven		3:30 p.m.

2025 COMPOSITE SCHEDULE/RESULTS

WEEK 12

SATURDAY, NOVEMBER 15

Central Connecticut at Duquesne	12:00 p.m.
LIU at Saint Francis	12:00 p.m.
Stonehill at Wagner	1:00 p.m.
Robert Morris at Mercyhurst	2:00 p.m.

Open Date: New Haven

WEEK 13

SATURDAY, NOVEMBER 22

Mercyhurst at Central Connecticut	12:00 p.m.
Wagner at LIU	12:00 p.m.
Saint Francis at Stonehill	1:00 p.m.
Duquesne at Robert Morris	2:00 p.m.

Open Date: New Haven

#NECFB IN THE TOP 25

(all-time rankings)

Team	Year	Poll	Rank	Week
Duquesne	2024	STATS	22	Nov 9
Duquesne	2024	AFCS	21	Nov 9
Duquesne	2024	STATS	25	Nov 2
Duquesne	2024	AFCA	24	Nov 2
Sacred Heart	2020	STATS	22	Final
Sacred Heart	2020	AFCA	22	Final
Duquesne	2020	STATS	25(t)	Apr 5
CCSU	2019	STATS	23	Final
CCSU	2019	AFCA	22	Final
CCSU	2019	AFCA	18	Nov 25
CCSU	2019	STATS	18	Nov 18
CCSU	2019	AFCA	18	Nov 18
CCSU	2019	STATS	19	Nov 11
CCSU	2019	AFCA	18	Nov 11
CCSU	2019	STATS	20	Nov 4
CCSU	2019	AFCA	17	Nov 4
CCSU	2019	STATS	19	Oct 28
CCSU	2019	AFCA	19	Oct 28
CCSU	2019	STATS	23	Oct 21
CCSU	2019	AFCA	24	Oct 21
CCSU	2019	STATS	25	Oct 14
Duquesne	2018	STATS	21	Final
Duquesne	2018	AFCA	24	Final
Saint Francis	2016	STATS	25	Nov 14
Sacred Heart	2014	STATS	24	Final
Sacred Heart	2014	AFCA	23	Final
Sacred Heart	2014	AFCA	22	Nov. 24
Sacred Heart	2014	AFCA	25	Nov 17
Bryant	2014	STATS	21	Nov 10
Bryant	2014	AFCA	21	Nov 10
Bryant	2014	STATS	23	Nov 3
Bryant	2014	AFCA	21	Nov 3
Bryant	2014	STATS	25	Oct 27
Bryant	2014	AFCA	24	Oct 27
Bryant	2014	AFCA	25	Oct 20
Sacred Heart	2014	STATS	24	Oct 20
Sacred Heart	2014	AFCA	22	Oct 20
Bryant	2014	AFCA	25(t)	Sep 15
Wagner	2012	STATS	21	Final
Wagner	2012	AFCA	22	Final
Albany	2011	AFCA	23	Final
Robert Morris	2010	STATS	25	Nov 8
Robert Morris	2010	AFCA	25	Nov 8
CCSU	2006	STATS	19	Oct 9
CCSU	2006	STATS	23	Oct 2
Albany	2006	STATS	23	Sep 25
CCSU	2006	STATS	23	Sep 18



2025-26 NEC Football
Team Highs
All games

Page 1/4
as of Sep 28, 2025

POINTS	55	Duquesne vs Lincoln (PA) (09/06/2025)
POINTS SCORED KICKING	10	Central Conn. St. vs American Int'l (09/06/2025)
TOUCHDOWNS	8	Duquesne vs Lincoln (PA) (09/06/2025)
TOTAL OFFENSE YARDS	647	Mercyhurst vs New Haven (09/06/2025)
TOTAL OFFENSE PLAYS	79	Mercyhurst at Sacramento St. (09/13/2025)
TOTAL OFFENSE YARDS/PLAY	8.4	Mercyhurst vs New Haven (09/06/2025)
RUSHING YARDS	298	Duquesne vs New Haven (09/27/2025)
RUSHING ATTEMPTS	52	Wagner vs Norfolk St. (09/27/2025)
YARDS PER RUSH	8.1	Duquesne vs New Haven (09/27/2025)
RUSHING TDS	5	Mercyhurst vs New Haven (09/06/2025)
LONGEST RUSH	99	Central Conn. St. at Merrimack (09/20/2025)
PASSING YARDS	379	Mercyhurst vs New Haven (09/06/2025)
PASSING ATTEMPTS	55	New Haven at Marist (08/29/2025)
PASSING TDS	5	Duquesne vs Lincoln (PA) (09/06/2025)
LONGEST PASS	74	LIU at Eastern Mich. (09/06/2025)
PASSES COMPLETED	32	Mercyhurst at Youngstown St. (08/28/2025)
HAD INTERCEPTED	5	Wagner vs Marist (09/13/2025)
PASS COMPLETION PCT	88.9	Robert Morris vs West Liberty (09/13/2025)
PASSING YARDS/ATTEMPT	11.8	Central Conn. St. vs American Int'l (09/06/2025)
YARDS PER CATCH	16.5	LIU at Eastern Mich. (09/06/2025)
FIELD GOAL ATTEMPTS	2 2 2 2 2 2	Mercyhurst at Sacramento St. (09/13/2025) Stonehill at Maine (09/13/2025) Central Conn. St. vs Saint Francis (09/13/2025) Wagner at Georgetown (09/06/2025) Central Conn. St. vs American Int'l (09/06/2025) Central Conn. St. at UConn (08/30/2025)
FIELD GOALS MADE	2 2 2 2 2	Mercyhurst at Sacramento St. (09/13/2025) Stonehill at Maine (09/13/2025) Wagner at Georgetown (09/06/2025) Central Conn. St. vs American Int'l (09/06/2025) Central Conn. St. at UConn (08/30/2025)
LONGEST FIELD GOAL	46	Robert Morris at Youngstown St. (09/06/2025)
FIELD GOAL PCT	100.0 100.0 100.0 100.0 100.0 100.0 100.0 100.0 100.0 100.0 100.0 100.0 100.0 100.0 100.0 100.0	Saint Francis at Bucknell (09/27/2025) LIU at Stonehill (09/27/2025) Stonehill vs LIU (09/27/2025) Wagner at Central Mich. (09/20/2025) Saint Francis vs Delaware St. (09/20/2025) New Haven at UAlbany (09/13/2025) Mercyhurst at Sacramento St. (09/13/2025) Stonehill at Maine (09/13/2025) Wagner vs Marist (09/13/2025) Robert Morris at Youngstown St. (09/06/2025) Wagner at Georgetown (09/06/2025) Central Conn. St. vs American Int'l (09/06/2025) Robert Morris at West Virginia (08/30/2025) Duquesne at Pittsburgh (08/30/2025) Central Conn. St. at UConn (08/30/2025)
PAT KICKS ATTEMPTED	8	Duquesne vs Lincoln (PA) (09/06/2025)
PAT KICKS MADE	7	Duquesne vs Lincoln (PA) (09/06/2025)



2025-26 NEC Football
Team Highs
All games

Page 2/4
as of Sep 28, 2025

PAT KICKS PCT	100.0	Saint Francis at Bucknell (09/27/2025)
	100.0	Mercyhurst at South Dakota St. (09/27/2025)
	100.0	Stonehill vs LIU (09/27/2025)
	100.0	Duquesne vs New Haven (09/27/2025)
	100.0	Central Conn. St. vs Dartmouth (09/27/2025)
	100.0	LIU at Rhode Island (09/20/2025)
	100.0	Duquesne at Akron (09/20/2025)
	100.0	Central Conn. St. at Merrimack (09/20/2025)
	100.0	Robert Morris vs Dayton (09/20/2025)
	100.0	Stonehill vs Penn (09/20/2025)
	100.0	Wagner at Central Mich. (09/20/2025)
	100.0	New Haven vs Saginaw Valley (09/20/2025)
	100.0	Saint Francis vs Delaware St. (09/20/2025)
	100.0	New Haven at UAlbany (09/13/2025)
	100.0	Mercyhurst at Sacramento St. (09/13/2025)
	100.0	Robert Morris vs West Liberty (09/13/2025)
	100.0	Stonehill at Maine (09/13/2025)
	100.0	Wagner vs Marist (09/13/2025)
	100.0	LIU vs Sacred Heart (09/13/2025)
	100.0	Duquesne vs Lehigh (09/13/2025)
	100.0	Central Conn. St. vs Saint Francis (09/13/2025)
	100.0	Saint Francis at Central Conn. St. (09/13/2025)
	100.0	LIU at Eastern Mich. (09/06/2025)
	100.0	Robert Morris at Youngstown St. (09/06/2025)
	100.0	Wagner at Georgetown (09/06/2025)
	100.0	Central Conn. St. vs American Int'l (09/06/2025)
	100.0	New Haven at Mercyhurst (09/06/2025)
	100.0	Stonehill at Sacred Heart (08/30/2025)
	100.0	Central Conn. St. at UConn (08/30/2025)
	100.0	New Haven at Marist (08/29/2025)
	100.0	Wagner at Kansas (08/29/2025)
	100.0	Mercyhurst at Youngstown St. (08/28/2025)
2 POINTS PATS MADE	1	Mercyhurst at Sacramento St. (09/13/2025)
	1	Mercyhurst at Youngstown St. (08/28/2025)
PUNTS	12	Duquesne at Pittsburgh (08/30/2025)
LONGEST PUNT	71	Wagner at Central Mich. (09/20/2025)
YARDS PUNTED	433	Wagner at Kansas (08/29/2025)
PUNTING AVG	42.0	Duquesne vs Lincoln (PA) (09/06/2025)
PUNT RETURNS	5	Central Conn. St. vs Saint Francis (09/13/2025)
	5	Duquesne vs Lincoln (PA) (09/06/2025)
	5	New Haven at Marist (08/29/2025)
PUNT RETURN YARDS	77	Central Conn. St. vs Saint Francis (09/13/2025)
PUNT RETURN AVG	17.0	Wagner vs Norfolk St. (09/27/2025)
LONGEST PUNT RETURN	29	Duquesne vs Lincoln (PA) (09/06/2025)
KICK RETURN	7	Mercyhurst at South Dakota St. (09/27/2025)
KICK RETURN YARDS	160	Central Conn. St. vs Dartmouth (09/27/2025)
KICK RETURN AVERAGE	35.0	Stonehill vs Penn (09/20/2025)
LONGEST KICK RETURN	71	Stonehill vs Penn (09/20/2025)



2025-26 NEC Football
Team Highs
All games

Page 3/4
as of Sep 28, 2025

KICK RETURN TDS	0 Saint Francis at Bucknell (09/27/2025)
	0 Mercyhurst at South Dakota St. (09/27/2025)
	0 LIU at Stonehill (09/27/2025)
	0 Stonehill vs LIU (09/27/2025)
	0 Wagner vs Norfolk St. (09/27/2025)
	0 Duquesne vs New Haven (09/27/2025)
	0 New Haven at Duquesne (09/27/2025)
	0 Central Conn. St. vs Dartmouth (09/27/2025)
	0 LIU at Rhode Island (09/20/2025)
	0 Duquesne at Akron (09/20/2025)
	0 Central Conn. St. at Merrimack (09/20/2025)
	0 Robert Morris vs Dayton (09/20/2025)
	0 Stonehill vs Penn (09/20/2025)
	0 Wagner at Central Mich. (09/20/2025)
	0 Mercyhurst at Montana St. (09/20/2025)
	0 New Haven vs Saginaw Valley (09/20/2025)
	0 Saint Francis vs Delaware St. (09/20/2025)
	0 New Haven at UAlbany (09/13/2025)
	0 Mercyhurst at Sacramento St. (09/13/2025)
	0 Robert Morris vs West Liberty (09/13/2025)
	0 Stonehill at Maine (09/13/2025)
	0 Wagner vs Marist (09/13/2025)
	0 LIU vs Sacred Heart (09/13/2025)
	0 Duquesne vs Lehigh (09/13/2025)
	0 Central Conn. St. vs Saint Francis (09/13/2025)
	0 Saint Francis at Central Conn. St. (09/13/2025)
	0 LIU at Eastern Mich. (09/06/2025)
	0 Saint Francis at Buffalo (09/06/2025)
	0 Robert Morris at Youngstown St. (09/06/2025)
	0 Stonehill vs Lafayette (09/06/2025)
	0 Wagner at Georgetown (09/06/2025)
	0 Duquesne vs Lincoln (PA) (09/06/2025)
	0 Central Conn. St. vs American Int'l (09/06/2025)
	0 New Haven at Mercyhurst (09/06/2025)
	0 Mercyhurst vs New Haven (09/06/2025)
	0 LIU at Florida (08/30/2025)
	0 Stonehill at Sacred Heart (08/30/2025)
	0 Robert Morris at West Virginia (08/30/2025)
	0 Duquesne at Pittsburgh (08/30/2025)
	0 Central Conn. St. at UConn (08/30/2025)
	0 New Haven at Marist (08/29/2025)
	0 Wagner at Kansas (08/29/2025)
	0 Saint Francis at ULM (08/28/2025)
	0 Mercyhurst at Youngstown St. (08/28/2025)
INTERCEPTIONS	2 Stonehill vs LIU (09/27/2025)
	2 Wagner vs Norfolk St. (09/27/2025)
	2 Duquesne vs New Haven (09/27/2025)
	2 Central Conn. St. at Merrimack (09/20/2025)
	2 New Haven at UAlbany (09/13/2025)
	2 Robert Morris vs West Liberty (09/13/2025)
	2 LIU vs Sacred Heart (09/13/2025)
	2 Central Conn. St. vs Saint Francis (09/13/2025)
	2 Saint Francis at Buffalo (09/06/2025)
INTERCEPTION RETURN YARDS	59 LIU vs Sacred Heart (09/13/2025)
INTERCEPTION RETURN AVERAGE	29.5 LIU vs Sacred Heart (09/13/2025)
LONGEST INTERCEPTION RETURN	34 Duquesne vs New Haven (09/27/2025)



2025-26 NEC Football
Team Highs
All games

Page 4/4
as of Sep 28, 2025

INTERCEPTION RETURN TDS	1	Duquesne vs New Haven (09/27/2025)
FUMBLES LOST	3	Robert Morris vs West Liberty (09/13/2025)
	3	Saint Francis at Central Conn. St. (09/13/2025)
	3	New Haven at Marist (08/29/2025)
FUMBLES RECOVERED	4	Robert Morris at West Virginia (08/30/2025)
SACKED BY OPP	5	Wagner vs Marist (09/13/2025)
QB SACKS	10	Wagner vs Marist (09/13/2025)
TURNOVERS COMMITTED	5	Wagner vs Marist (09/13/2025)
	5	Saint Francis at Central Conn. St. (09/13/2025)
TURNOVERS CAUSED	5	Central Conn. St. vs Saint Francis (09/13/2025)
KICKS BLOCKED	2	Central Conn. St. at Merrimack (09/20/2025)
FIRST DOWNS	13	Mercyhurst vs New Haven (09/06/2025)
1ST DOWN RUSHING	15	Duquesne vs New Haven (09/27/2025)
	15	Wagner vs Marist (09/13/2025)
1ST DOWN PASSING	20	Saint Francis at Bucknell (09/27/2025)
1ST DOWN BY PENALTY	8	New Haven vs Saginaw Valley (09/20/2025)
PENALTIES	14	Duquesne vs Lincoln (PA) (09/06/2025)
PENALTIES YARDS	115	Duquesne vs Lincoln (PA) (09/06/2025)



**2025-26 NEC Football
Opponent Highs
All games**

Page 1/3
as of Sep 28, 2025

POINTS	61	Duquesne at Pittsburgh (08/30/2025)
POINTS SCORED KICKING	15	Mercyhurst at South Dakota St. (09/27/2025)
	15	Duquesne at Akron (09/20/2025)
TOUCHDOWNS	8	Robert Morris at Youngstown St. (09/06/2025)
	8	Duquesne at Pittsburgh (08/30/2025)
	8	Central Conn. St. at UConn (08/30/2025)
TOTAL OFFENSE YARDS	647	New Haven at Mercyhurst (09/06/2025)
TOTAL OFFENSE PLAYS	85	Saint Francis at Buffalo (09/06/2025)
TOTAL OFFENSE YARDS/PLAY	9.9	Robert Morris at Youngstown St. (09/06/2025)
RUSHING YARDS	424	Robert Morris at Youngstown St. (09/06/2025)
RUSHING ATTEMPTS	63	Saint Francis at Buffalo (09/06/2025)
YARDS PER RUSH	11.8	Robert Morris at Youngstown St. (09/06/2025)
RUSHING TDS	7	Robert Morris at Youngstown St. (09/06/2025)
LONGEST RUSH	90	Saint Francis vs Delaware St. (09/20/2025)
PASSING YARDS	407	Central Conn. St. vs Dartmouth (09/27/2025)
PASSING ATTEMPTS	54	New Haven at UAlbany (09/13/2025)
PASSING TDS	5	LIU at Florida (08/30/2025)
	5	Duquesne at Pittsburgh (08/30/2025)
LONGEST PASS	88	Wagner at Central Mich. (09/20/2025)
PASSES COMPLETED	31	New Haven at UAlbany (09/13/2025)
HAD INTERCEPTED	2	Stonehill vs LIU (09/27/2025)
	2	Wagner vs Norfolk St. (09/27/2025)
	2	Duquesne vs New Haven (09/27/2025)
	2	Central Conn. St. at Merrimack (09/20/2025)
	2	New Haven at UAlbany (09/13/2025)
	2	Robert Morris vs West Liberty (09/13/2025)
	2	LIU vs Sacred Heart (09/13/2025)
	2	Central Conn. St. vs Saint Francis (09/13/2025)
	2	Saint Francis at Buffalo (09/06/2025)
PASS COMPLETION PCT	83.3	Robert Morris at Youngstown St. (09/06/2025)
PASSING YARDS/ATTEMPT	15.2	Wagner at Central Mich. (09/20/2025)
YARDS PER CATCH	22.0	Mercyhurst at Sacramento St. (09/13/2025)
FIELD GOAL ATTEMPTS	5	Central Conn. St. at Merrimack (09/20/2025)
	5	LIU at Florida (08/30/2025)
FIELD GOALS MADE	3	Mercyhurst at South Dakota St. (09/27/2025)
	3	Duquesne at Akron (09/20/2025)
	3	Central Conn. St. at Merrimack (09/20/2025)
LONGEST FIELD GOAL	56	LIU at Florida (08/30/2025)
FIELD GOAL PCT	100.0	Saint Francis at Bucknell (09/27/2025)
	100.0	Mercyhurst at South Dakota St. (09/27/2025)
	100.0	Stonehill vs LIU (09/27/2025)
	100.0	LIU at Stonehill (09/27/2025)
	100.0	Duquesne at Akron (09/20/2025)
	100.0	Robert Morris vs Dayton (09/20/2025)
	100.0	Mercyhurst at Montana St. (09/20/2025)
	100.0	Stonehill at Maine (09/13/2025)
	100.0	LIU at Eastern Mich. (09/06/2025)
	100.0	Saint Francis at Buffalo (09/06/2025)
	100.0	Wagner at Georgetown (09/06/2025)
	100.0	Stonehill at Sacred Heart (08/30/2025)
	100.0	Robert Morris at West Virginia (08/30/2025)
	100.0	Duquesne at Pittsburgh (08/30/2025)
	100.0	Wagner at Kansas (08/29/2025)
	100.0	Mercyhurst at Youngstown St. (08/28/2025)



**2025-26 NEC Football
Opponent Highs
All games**

Page 2/3
as of Sep 28, 2025

PAT KICKS ATTEMPTED	8	Robert Morris at Youngstown St. (09/06/2025)
	8	Duquesne at Pittsburgh (08/30/2025)
	8	Central Conn. St. at UConn (08/30/2025)
PAT KICKS MADE	8	Robert Morris at Youngstown St. (09/06/2025)
	8	Central Conn. St. at UConn (08/30/2025)
PAT KICKS PCT	100.0	Mercyhurst at South Dakota St. (09/27/2025)
	100.0	LIU at Stonehill (09/27/2025)
	100.0	New Haven at Duquesne (09/27/2025)
	100.0	Central Conn. St. vs Dartmouth (09/27/2025)
	100.0	LIU at Rhode Island (09/20/2025)
	100.0	Duquesne at Akron (09/20/2025)
	100.0	Central Conn. St. at Merrimack (09/20/2025)
	100.0	Robert Morris vs Dayton (09/20/2025)
	100.0	Stonehill vs Penn (09/20/2025)
	100.0	Wagner at Central Mich. (09/20/2025)
	100.0	Mercyhurst at Montana St. (09/20/2025)
	100.0	New Haven vs Saginaw Valley (09/20/2025)
	100.0	New Haven at UAlbany (09/13/2025)
	100.0	Mercyhurst at Sacramento St. (09/13/2025)
	100.0	Robert Morris vs West Liberty (09/13/2025)
	100.0	Stonehill at Maine (09/13/2025)
	100.0	Wagner vs Marist (09/13/2025)
	100.0	LIU vs Sacred Heart (09/13/2025)
	100.0	Duquesne vs Lehigh (09/13/2025)
	100.0	Saint Francis at Central Conn. St. (09/13/2025)
	100.0	Central Conn. St. vs Saint Francis (09/13/2025)
	100.0	LIU at Eastern Mich. (09/06/2025)
	100.0	Saint Francis at Buffalo (09/06/2025)
	100.0	Robert Morris at Youngstown St. (09/06/2025)
	100.0	Stonehill vs Lafayette (09/06/2025)
	100.0	Duquesne vs Lincoln (PA) (09/06/2025)
	100.0	Central Conn. St. vs American Int'l (09/06/2025)
	100.0	Mercyhurst vs New Haven (09/06/2025)
	100.0	LIU at Florida (08/30/2025)
	100.0	Stonehill at Sacred Heart (08/30/2025)
	100.0	Robert Morris at West Virginia (08/30/2025)
	100.0	Central Conn. St. at UConn (08/30/2025)
	100.0	New Haven at Marist (08/29/2025)
	100.0	Wagner at Kansas (08/29/2025)
	100.0	Mercyhurst at Youngstown St. (08/28/2025)
2 POINTS PATS MADE	1	Saint Francis at Bucknell (09/27/2025)
	1	Central Conn. St. vs Dartmouth (09/27/2025)
	1	Wagner at Georgetown (09/06/2025)
	1	Wagner at Kansas (08/29/2025)
PUNTS	9	New Haven vs Saginaw Valley (09/20/2025)
	9	Duquesne vs Lincoln (PA) (09/06/2025)
LONGEST PUNT	64	Stonehill vs Penn (09/20/2025)
YARDS PUNTED	291	Saint Francis at Central Conn. St. (09/13/2025)
PUNTING AVG	53.0	Central Conn. St. at UConn (08/30/2025)
PUNT RETURNS	9	Wagner at Kansas (08/29/2025)
PUNT RETURN YARDS	143	Duquesne at Pittsburgh (08/30/2025)
PUNT RETURN AVG	46.0	Wagner at Central Mich. (09/20/2025)
LONGEST PUNT RETURN	88	Duquesne at Pittsburgh (08/30/2025)
KICK RETURN	6	Mercyhurst at Sacramento St. (09/13/2025)
	6	Mercyhurst vs New Haven (09/06/2025)
KICK RETURN YARDS	142	Mercyhurst at Sacramento St. (09/13/2025)



2025-26 NEC Football
Opponent Highs
All games

Page 3/3
as of Sep 28, 2025

KICK RETURN AVERAGE	99.0	Wagner vs Marist (09/13/2025)
LONGEST KICK RETURN	99	Wagner vs Marist (09/13/2025)
KICK RETURN TDS	1	Wagner vs Marist (09/13/2025)
INTERCEPTIONS	5	Wagner vs Marist (09/13/2025)
INTERCEPTION RETURN YARDS	64	New Haven vs Saginaw Valley (09/20/2025)
INTERCEPTION RETURN AVERAGE	43.0	New Haven at Marist (08/29/2025)
LONGEST INTERCEPTION RETURN	47	New Haven vs Saginaw Valley (09/20/2025)
INTERCEPTION RETURN TDS	1 1 1	New Haven at Duquesne (09/27/2025) Duquesne at Akron (09/20/2025) Wagner at Central Mich. (09/20/2025)
FUMBLES LOST	4	Robert Morris at West Virginia (08/30/2025)
FUMBLES RECOVERED	3 3 3	Robert Morris vs West Liberty (09/13/2025) Saint Francis at Central Conn. St. (09/13/2025) New Haven at Marist (08/29/2025)
SACKED BY OPP	5	Wagner vs Marist (09/13/2025)
QB SACKS	16	Wagner vs Marist (09/13/2025)
TURNOVERS COMMITTED	5	Central Conn. St. vs Saint Francis (09/13/2025)
TURNOVERS CAUSED	5	Central Conn. St. vs Saint Francis (09/13/2025)
KICKS BLOCKED	2	Saint Francis at ULM (08/28/2025)
FIRST DOWNS	14	Duquesne at Akron (09/20/2025)
1ST DOWN RUSHING	25	Saint Francis at Buffalo (09/06/2025)
1ST DOWN PASSING	18 18	Mercyhurst at South Dakota St. (09/27/2025) New Haven at Mercyhurst (09/06/2025)
1ST DOWN BY PENALTY	5 5 5	Central Conn. St. vs Dartmouth (09/27/2025) Saint Francis at Central Conn. St. (09/13/2025) New Haven at Marist (08/29/2025)
PENALTIES	16	New Haven vs Saginaw Valley (09/20/2025)
PENALTIES YARDS	166	New Haven vs Saginaw Valley (09/20/2025)



2025-26 NEC Football
Team Lows
All games

Page 1/1
as of Sep 28, 2025

TOTAL OFFENSE YARDS	86	LIU at Florida (08/30/2025)
TOTAL OFFENSE YARDS/PLAY	2.0	LIU at Florida (08/30/2025)
RUSHING YARDS	4	Saint Francis at Buffalo (09/06/2025)
RUSHING ATTEMPTS	14	New Haven at Mercyhurst (09/06/2025)
YARDS PER RUSH	0.2	Saint Francis at Buffalo (09/06/2025)
LONGEST RUSH	6	LIU at Florida (08/30/2025)
PASSING ATTEMPTS	9	Robert Morris vs West Liberty (09/13/2025)
PASSING YARDS	24	LIU vs Sacred Heart (09/13/2025)
YARDS PER COMPLETION	3.4	Wagner at Central Mich. (09/20/2025)
PASSES COMPLETED	3	LIU vs Sacred Heart (09/13/2025)
PASS COMPLETION PCT	30.0	LIU vs Sacred Heart (09/13/2025)
LONGEST PASS	9	Wagner vs Marist (09/13/2025)
FIRST DOWNS	0 0 0 0	Stonehill vs LIU (09/27/2025) Wagner at Central Mich. (09/20/2025) LIU at Florida (08/30/2025) Saint Francis at ULM (08/28/2025)
1ST DOWN RUSHING	1 1 1	Saint Francis at Buffalo (09/06/2025) Robert Morris at Youngstown St. (09/06/2025) LIU at Florida (08/30/2025)
1ST DOWN PASSING	1	LIU at Florida (08/30/2025)
1ST DOWN BY PENALTY	0 0 0 0 0 0 0 0 0 0 0 0 0 0 0	Mercyhurst at South Dakota St. (09/27/2025) Duquesne vs New Haven (09/27/2025) LIU at Rhode Island (09/20/2025) Mercyhurst at Montana St. (09/20/2025) Robert Morris vs West Liberty (09/13/2025) LIU at Eastern Mich. (09/06/2025) Saint Francis at Buffalo (09/06/2025) Duquesne vs Lincoln (PA) (09/06/2025) Central Conn. St. vs American Int'l (09/06/2025) Mercyhurst vs New Haven (09/06/2025) LIU at Florida (08/30/2025) Stonehill at Sacred Heart (08/30/2025) Saint Francis at ULM (08/28/2025)
PENALTIES	2	Duquesne at Akron (09/20/2025)
PENALTIES YARDS	10	Duquesne at Akron (09/20/2025)



2025-26 NEC Football
Opponent Lows
All games

Page 1/1
as of Sep 28, 2025

TOTAL OFFENSE YARDS	200	Central Conn. St. vs American Int'l (09/06/2025)
TOTAL OFFENSE YARDS/PLAY	3.5	Central Conn. St. vs American Int'l (09/06/2025)
RUSHING YARDS	23	Duquesne vs Lincoln (PA) (09/06/2025)
RUSHING ATTEMPTS	14	Mercyhurst vs New Haven (09/06/2025)
YARDS PER RUSH	1.0	Duquesne vs Lincoln (PA) (09/06/2025)
LONGEST RUSH	12	Stonehill at Sacred Heart (08/30/2025)
PASSING ATTEMPTS	17	Mercyhurst at Montana St. (09/20/2025)
PASSING YARDS	75	New Haven at Marist (08/29/2025)
YARDS PER COMPLETION	6.3	Stonehill at Maine (09/13/2025)
PASSES COMPLETED	8	Saint Francis vs Delaware St. (09/20/2025)
	8	Mercyhurst at Sacramento St. (09/13/2025)
PASS COMPLETION PCT	35.3	Wagner vs Marist (09/13/2025)
LONGEST PASS	15	Wagner vs Norfolk St. (09/27/2025)
	15	Stonehill at Maine (09/13/2025)
FIRST DOWNS	0	LIU at Stonehill (09/27/2025)
1ST DOWN RUSHING	2	Duquesne vs Lincoln (PA) (09/06/2025)
	2	Mercyhurst vs New Haven (09/06/2025)
1ST DOWN PASSING	4	Stonehill at Maine (09/13/2025)
	4	Stonehill at Sacred Heart (08/30/2025)
	4	New Haven at Marist (08/29/2025)
1ST DOWN BY PENALTY	0	New Haven at Duquesne (09/27/2025)
	0	Duquesne at Akron (09/20/2025)
	0	Mercyhurst at Montana St. (09/20/2025)
	0	Stonehill at Maine (09/13/2025)
	0	Central Conn. St. vs American Int'l (09/06/2025)
	0	New Haven at Mercyhurst (09/06/2025)
	0	Mercyhurst at Youngstown St. (08/28/2025)
PENALTIES	0	LIU at Eastern Mich. (09/06/2025)
	0	LIU at Florida (08/30/2025)
PENALTIES YARDS	0	LIU at Eastern Mich. (09/06/2025)
	0	LIU at Florida (08/30/2025)



2025-26 NEC Football
Conference Individual Game Highs
All games

Page 1/6
as of Sep 28, 2025

INDIVIDUAL PLAYER GAME HIGHS

Points scored	
18	Joey Isabella (Duquesne) vs New Haven (09/27/2025)
18	Brian Trobel (Mercyhurst) vs New Haven (09/06/2025)
Touchdowns	
3	Joey Isabella (Duquesne) vs New Haven (09/27/2025)
3	Brian Trobel (Mercyhurst) vs New Haven (09/06/2025)
TD responsibility	
5	Tyler Riddell (Duquesne) vs New Haven (09/27/2025) [2r,3p]
5	Tyler Riddell (Duquesne) vs Lincoln (PA) (09/06/2025) [0r,5p]
Points scored kicking	
10	Jack Hennessey (Central Conn. St.) vs American Int'l (09/06/2025) [2fg,4pat]
Total offense yards	
390	Nick Whitfield Jr. (Saint Francis) at Bucknell (09/27/2025) [13r,377p]
376	AJ Duffy (New Haven) at Marist (08/29/2025) [-1r,377p]
Total offense plays	
59	AJ Duffy (New Haven) at Marist (08/29/2025) [4r,55p]
52	Nick Whitfield Jr. (Saint Francis) at Bucknell (09/27/2025) [8r,44p]
52	Adam Urena (Mercyhurst) at Youngstown St. (08/28/2025) [4r,48p]
Total offense yards/play	
28	Jameir Gamble (Mercyhurst) at Montana St. (09/20/2025) [28-1]
16.3	Ethan Greenwood (LIU) at Eastern Mich. (09/06/2025) [196-12]
Rushing yards	
190	Elijah Howard (Central Conn. St.) at Merrimack (09/20/2025)
133	Ethan Shine (Robert Morris) vs West Liberty (09/13/2025)
Rushing attempts	
22	Andre Hines (Wagner) vs Norfolk St. (09/27/2025)
22	Andre Hines (Wagner) vs Marist (09/13/2025)
Yards per rush	
28	Jameir Gamble (Mercyhurst) at Montana St. (09/20/2025) [28-1]
15	Michael Trovarelli (Central Conn. St.) vs American Int'l (09/06/2025) [15-1]
Rushing TDs	
3	Brian Trobel (Mercyhurst) vs New Haven (09/06/2025)
2	Raphael Ekechi (Saint Francis) at Bucknell (09/27/2025)
2	Tyler Riddell (Duquesne) vs New Haven (09/27/2025)
2	Elijah Howard (Central Conn. St.) at Merrimack (09/20/2025)
2	Ethan Shine (Robert Morris) vs Dayton (09/20/2025)
2	Donny Marcus (Central Conn. St.) vs Saint Francis (09/13/2025)
2	Luca Stanzani (LIU) at Eastern Mich. (09/06/2025)
2	Ethan Greenwood (LIU) at Eastern Mich. (09/06/2025)
Longest rush	
99	Elijah Howard (Central Conn. St.) at Merrimack (09/20/2025)
75	Luca Stanzani (LIU) vs Sacred Heart (09/13/2025)
Passing yards	
377	Nick Whitfield Jr. (Saint Francis) at Bucknell (09/27/2025)
377	AJ Duffy (New Haven) at Marist (08/29/2025)
Passing attempts	
55	AJ Duffy (New Haven) at Marist (08/29/2025)
48	Adam Urena (Mercyhurst) at Youngstown St. (08/28/2025)
Passing TDs	
5	Tyler Riddell (Duquesne) vs Lincoln (PA) (09/06/2025)
4	AJ Duffy (New Haven) vs Saginaw Valley (09/20/2025)
Longest pass	
74	Ethan Greenwood (LIU) at Eastern Mich. (09/06/2025)



**2025-26 NEC Football
Conference Individual Game Highs
All games**

Page 2/6
as of Sep 28, 2025

71	Nick Whitfield Jr. (Saint Francis) at Central Conn. St. (09/13/2025)
Passes completed	
32	Adam Urena (Mercyhurst) at Youngstown St. (08/28/2025)
31	Nick Whitfield Jr. (Saint Francis) at Bucknell (09/27/2025)
31	AJ Duffy (New Haven) at Marist (08/29/2025)
Had intercepted	
4	Jack Stevens (Wagner) vs Marist (09/13/2025)
2	Adam Urena (Mercyhurst) at South Dakota St. (09/27/2025)
2	Ethan Greenwood (LIU) at Stonehill (09/27/2025)
2	AJ Duffy (New Haven) at Duquesne (09/27/2025)
2	Jordan Barton (Wagner) vs Norfolk St. (09/27/2025)
2	Tyler Riddell (Duquesne) at Akron (09/20/2025)
2	Chris Howell (LIU) at Rhode Island (09/20/2025)
2	AJ Duffy (New Haven) vs Saginaw Valley (09/20/2025)
2	Nick Whitfield Jr. (Saint Francis) vs Delaware St. (09/20/2025)
2	Adam Urena (Mercyhurst) at Sacramento St. (09/13/2025)
2	Nick Whitfield Jr. (Saint Francis) at Central Conn. St. (09/13/2025)
2	Jack Stevens (Wagner) at Georgetown (09/06/2025)
2	Adam Urena (Mercyhurst) at Youngstown St. (08/28/2025)
Pass completion pct	
100	Alex Gevaudan (Mercyhurst) at South Dakota St. (09/27/2025) [1-1]
100	Jake Triptree (New Haven) at Duquesne (09/27/2025) [3-3]
100	Alex Gevaudan (Mercyhurst) at Montana St. (09/20/2025) [1-1]
100	Jordan Barton (Wagner) at Georgetown (09/06/2025) [1-1]
Pass yards/attempt	
21	Ethan Greenwood (LIU) at Eastern Mich. (09/06/2025) [105-5]
Pass yards/catch	
35	Ethan Greenwood (LIU) at Eastern Mich. (09/06/2025) [105-3]
28	Luca Stanzani (LIU) at Florida (08/30/2025) [28-1]
Receiving yards	
157	Dylan Evans (Mercyhurst) vs New Haven (09/06/2025)
153	Joey Isabella (Duquesne) vs Lehigh (09/13/2025)
Receptions	
11	Peyton Nelson (Saint Francis) at Bucknell (09/27/2025)
9	DJ Maultsby (Saint Francis) at Bucknell (09/27/2025)
9	Brenden Hodge (Saint Francis) vs Delaware St. (09/20/2025)
9	Brigham Dunphy (Stonehill) at Sacred Heart (08/30/2025)
9	Joshua Tracey (New Haven) at Marist (08/29/2025)
Yards per catch	
95	Kevonne Wilder (New Haven) at Duquesne (09/27/2025) [8-93]
82	Peyton Nelson (Saint Francis) at Bucknell (09/27/2025) [11-131]
Receiving TDs	
3	Joey Isabella (Duquesne) vs New Haven (09/27/2025)
2	Joshua Tracey (New Haven) vs Saginaw Valley (09/20/2025)
2	Elijah Howard (Central Conn. St.) vs Saint Francis (09/13/2025)
2	Zachary Kim (Stonehill) vs Lafayette (09/06/2025)
2	Joey Isabella (Duquesne) vs Lincoln (PA) (09/06/2025)
Longest reception	
74	Luca Stanzani (LIU) at Eastern Mich. (09/06/2025)
71	Lukas Gilland (Saint Francis) at Central Conn. St. (09/13/2025)
Field goal attempts	
2	Domenic Scalese (Stonehill) at Maine (09/13/2025)
2	Max Young (Mercyhurst) at Sacramento St. (09/13/2025)
2	Jack Hennessey (Central Conn. St.) vs Saint Francis (09/13/2025)
2	Nicholas Romero (Wagner) at Georgetown (09/06/2025)



**2025-26 NEC Football
Conference Individual Game Highs
All games**

Page 3/6
as of Sep 28, 2025

2	Jack Hennessey (Central Conn. St.) vs American Int'l (09/06/2025)
2	Jack Hennessey (Central Conn. St.) at UConn (08/30/2025)
Field goals made	
2	Domenic Scalese (Stonehill) at Maine (09/13/2025)
2	Max Young (Mercyhurst) at Sacramento St. (09/13/2025)
2	Nicholas Romero (Wagner) at Georgetown (09/06/2025)
2	Jack Hennessey (Central Conn. St.) vs American Int'l (09/06/2025)
2	Jack Hennessey (Central Conn. St.) at UConn (08/30/2025)
Longest field goal	
46	Jayson Jenkins (Robert Morris) at Youngstown St. (09/06/2025)
41	Nicholas Romero (Wagner) vs Marist (09/13/2025)
Field goal pct	
100	Mac Plummer (Saint Francis) at Bucknell (09/27/2025) [1-1]
100	Will Johnson (LIU) at Stonehill (09/27/2025) [1-1]
100	Domenic Scalese (Stonehill) vs LIU (09/27/2025) [1-1]
100	Nicholas Romero (Wagner) at Central Mich. (09/20/2025) [1-1]
100	Mac Plummer (Saint Francis) vs Delaware St. (09/20/2025) [1-1]
100	Liam Quigley (New Haven) at UAlbany (09/13/2025) [1-1]
100	Domenic Scalese (Stonehill) at Maine (09/13/2025) [2-2]
100	Max Young (Mercyhurst) at Sacramento St. (09/13/2025) [2-2]
100	Nicholas Romero (Wagner) vs Marist (09/13/2025) [1-1]
100	Jayson Jenkins (Robert Morris) at Youngstown St. (09/06/2025) [1-1]
100	Nicholas Romero (Wagner) at Georgetown (09/06/2025) [2-2]
100	Jack Hennessey (Central Conn. St.) vs American Int'l (09/06/2025) [2-2]
100	Jayson Jenkins (Robert Morris) at West Virginia (08/30/2025) [1-1]
100	Jack Hennessey (Central Conn. St.) at UConn (08/30/2025) [2-2]
100	Matt Marcinko (Duquesne) at Pittsburgh (08/30/2025) [1-1]
PAT kicks attempted	
7	Max Young (Mercyhurst) vs New Haven (09/06/2025)
PAT kicks made	
6	Max Young (Mercyhurst) vs New Haven (09/06/2025)
PAT kicks pct	
100	Mac Plummer (Saint Francis) at Bucknell (09/27/2025) [2-2]
100	Max Young (Mercyhurst) at South Dakota St. (09/27/2025) [1-1]
100	Domenic Scalese (Stonehill) vs LIU (09/27/2025) [1-1]
100	Jack Hennessey (Central Conn. St.) vs Dartmouth (09/27/2025) [4-4]
100	Matt Clark (Duquesne) vs New Haven (09/27/2025) [1-1]
100	Matt Marcinko (Duquesne) vs New Haven (09/27/2025) [5-5]
100	Lance Maiberg (LIU) at Rhode Island (09/20/2025) [1-1]
100	Matt Marcinko (Duquesne) at Akron (09/20/2025) [1-1]
100	Jack Hennessey (Central Conn. St.) at Merrimack (09/20/2025) [2-2]
100	Jayson Jenkins (Robert Morris) vs Dayton (09/20/2025) [2-2]
100	Domenic Scalese (Stonehill) vs Penn (09/20/2025) [3-3]
100	Nicholas Romero (Wagner) at Central Mich. (09/20/2025) [1-1]
100	Mac Plummer (Saint Francis) vs Delaware St. (09/20/2025) [1-1]
100	Liam Quigley (New Haven) vs Saginaw Valley (09/20/2025) [4-4]
100	Liam Quigley (New Haven) at UAlbany (09/13/2025) [3-3]
100	Jayson Jenkins (Robert Morris) vs West Liberty (09/13/2025) [4-4]
100	Max Young (Mercyhurst) at Sacramento St. (09/13/2025) [2-2]
100	Domenic Scalese (Stonehill) at Maine (09/13/2025) [1-1]
100	Nicholas Romero (Wagner) vs Marist (09/13/2025) [1-1]
100	Lance Maiberg (LIU) vs Sacred Heart (09/13/2025) [2-2]
100	Matt Marcinko (Duquesne) vs Lehigh (09/13/2025) [3-3]
100	Will Johnson (LIU) vs Sacred Heart (09/13/2025) [1-1]
100	Jack Hennessey (Central Conn. St.) vs Saint Francis (09/13/2025) [4-4]
100	Mac Plummer (Saint Francis) at Central Conn. St. (09/13/2025) [1-1]



**2025-26 NEC Football
Conference Individual Game Highs
All games**

Page 4/6
as of Sep 28, 2025

100	Lance Maiberg (LIU) at Eastern Mich. (09/06/2025) [4-4]
100	Jayson Jenkins (Robert Morris) at Youngstown St. (09/06/2025) [2-2]
100	Ryan Liszner (Wagner) at Georgetown (09/06/2025) [2-2]
100	Liam Quigley (New Haven) at Mercyhurst (09/06/2025) [2-2]
100	Matt Clark (Duquesne) vs Lincoln (PA) (09/06/2025) [2-2]
100	Jack Hennessey (Central Conn. St.) vs American Int'l (09/06/2025) [4-4]
100	Domenic Scalese (Stonehill) at Sacred Heart (08/30/2025) [1-1]
100	Jack Hennessey (Central Conn. St.) at UConn (08/30/2025) [1-1]
100	Liam Quigley (New Haven) at Marist (08/29/2025) [2-2]
100	Nicholas Romero (Wagner) at Kansas (08/29/2025) [1-1]
100	Max Young (Mercyhurst) at Youngstown St. (08/28/2025) [1-1]
Punts	
11	Jayson Jenkins (Robert Morris) at West Virginia (08/30/2025)
9	Will Lynch (LIU) at Florida (08/30/2025)
9	Joshua Brown (Wagner) at Kansas (08/29/2025)
Yards punted	
411	Jayson Jenkins (Robert Morris) at West Virginia (08/30/2025) [11-411]
362	Joshua Brown (Wagner) at Kansas (08/29/2025) [9-362]
Longest punt	
71	Vincent Muscillo (Wagner) at Central Mich. (09/20/2025)
Punting avg	
52	Joshua Brown (Wagner) at Central Mich. (09/20/2025) [104-2]
Punt returns	
5	Brayden Hall (Central Conn. St.) vs Saint Francis (09/13/2025)
4	Torance Washington, Jr. (Stonehill) at Maine (09/13/2025)
4	Derek Burrell (Wagner) vs Marist (09/13/2025)
4	Joey Isabella (Duquesne) vs Lincoln (PA) (09/06/2025)
Punt return yards	
77	Brayden Hall (Central Conn. St.) vs Saint Francis (09/13/2025)
36	Joey Isabella (Duquesne) vs Lincoln (PA) (09/06/2025)
Longest punt return	
29	Joey Isabella (Duquesne) vs Lincoln (PA) (09/06/2025)
28	Brayden Hall (Central Conn. St.) vs Saint Francis (09/13/2025)
Punt return avg	
17	Cole Lakatos (Wagner) vs Norfolk St. (09/27/2025) [17-1]
16	Rocky Jones (Saint Francis) at Bucknell (09/27/2025) [32-2]
Kick returns	
7	Jason Woods (Mercyhurst) at South Dakota St. (09/27/2025)
Kick return yards	
160	Jadon Turner (Central Conn. St.) vs Dartmouth (09/27/2025)
123	Joshua Tracey (New Haven) at Mercyhurst (09/06/2025)
Kick return avg	
71	Torance Washington, Jr. (Stonehill) vs Penn (09/20/2025) [71-1]
47	T.J. Jones (Duquesne) vs Lincoln (PA) (09/06/2025) [47-1]
Longest kick return	
71	Torance Washington, Jr. (Stonehill) vs Penn (09/20/2025)
49	Owen McGraw (Robert Morris) vs West Liberty (09/13/2025)
Kick return TDs	
Combined PR/KR yards	
160	Jadon Turner (Central Conn. St.) vs Dartmouth (09/27/2025) [0pr,160kr]
123	Joshua Tracey (New Haven) at Mercyhurst (09/06/2025) [0pr,123kr]
Interceptions	
2	Christopher Jean (Central Conn. St.) at Merrimack (09/20/2025)
Interception return yds	



**2025-26 NEC Football
Conference Individual Game Highs
All games**

Page 5/6
as of Sep 28, 2025

34	Avery Morris (Duquesne) vs New Haven (09/27/2025)
30	Trey Watkins (LIU) vs Sacred Heart (09/13/2025)
Interception return avg	
34	Avery Morris (Duquesne) vs New Haven (09/27/2025) [34-1]
30	Trey Watkins (LIU) vs Sacred Heart (09/13/2025) [30-1]
Longest interception rtn	
34	Avery Morris (Duquesne) vs New Haven (09/27/2025)
30	Trey Watkins (LIU) vs Sacred Heart (09/13/2025)
All-purpose yards	
216	Joshua Tracey (New Haven) at Marist (08/29/2025)
205	Elijah Howard (Central Conn. St.) at Merrimack (09/20/2025)
Tackles	
15	Geno Calgaro (Saint Francis) at Buffalo (09/06/2025) [7-8]
Sacks	
2	Charles Battaglia (Stonehill) vs LIU (09/27/2025) [0-2]
2	Naquan Johnson (LIU) vs Sacred Heart (09/13/2025) [0-2]
Tackles for loss	
4	Naquan Johnson (LIU) vs Sacred Heart (09/13/2025) [4-0]
4	Rafael Fasolino (LIU) at Florida (08/30/2025) [3-2]



**2025-26 NEC Football
Conference Individual Game Highs
All games**

Page 6/6
as of Sep 28, 2025

200-Yard Rushing Performances	
100-Yard Rushing Performances	
190	Elijah Howard (Central Conn. St.) at Merrimack (09/20/2025)
133	Ethan Shine (Robert Morris) vs West Liberty (09/13/2025)
130	O'Shawn Ross (LIU) at Rhode Island (09/20/2025)
115	Brian Trobel (Mercyhurst) vs New Haven (09/06/2025)
108	Andre Hines (Wagner) vs Norfolk St. (09/27/2025)
106	Andre Hines (Wagner) vs Marist (09/13/2025)
102	Ness Davis (Duquesne) at Akron (09/20/2025)
Number of 100-Yard Rushing Performances	
2	Andre Hines, Wagner
1	Elijah Howard, Central Conn. St.
1	Ethan Shine, Robert Morris
1	O'Shawn Ross, LIU
1	Brian Trobel, Mercyhurst
1	Ness Davis, Duquesne
500-Yard Passing Performances	
400-Yard Passing Performances	
300-Yard Passing Performances	
377	Nick Whitfield Jr. (Saint Francis) at Bucknell (09/27/2025)
377	AJ Duffy (New Haven) at Marist (08/29/2025)
349	Adam Urena (Mercyhurst) vs New Haven (09/06/2025)
318	AJ Duffy (New Haven) vs Saginaw Valley (09/20/2025)
311	Adam Urena (Mercyhurst) at Youngstown St. (08/28/2025)
Number of 300-Yard Passing Performances	
2	AJ Duffy, New Haven
2	Adam Urena, Mercyhurst
1	Nick Whitfield Jr., Saint Francis
200-Yard Receiving Performances	
100-Yard Receiving Performances	
157	Dylan Evans (Mercyhurst) vs New Haven (09/06/2025)
153	Joey Isabella (Duquesne) vs Lehigh (09/13/2025)
145	Joshua Tracey (New Haven) at Marist (08/29/2025)
141	DJ Maultsby (Saint Francis) at Bucknell (09/27/2025)
131	Peyton Nelson (Saint Francis) at Bucknell (09/27/2025)
131	Brenden Hodge (Saint Francis) vs Delaware St. (09/20/2025)
120	Joey Isabella (Duquesne) at Pittsburgh (08/30/2025)
109	Kevonne Wilder (New Haven) vs Saginaw Valley (09/20/2025)
Number of 100-Yard Receiving Performances	
2	Joey Isabella, Duquesne
1	Dylan Evans, Mercyhurst
1	Joshua Tracey, New Haven
1	DJ Maultsby, Saint Francis
1	Peyton Nelson, Saint Francis
1	Brenden Hodge, Saint Francis
1	Kevonne Wilder, New Haven



2025-26 NEC Football
Conference Statistical Ranking Comparison
All games

Page 1/1
as of Sep 28, 2025

Offense					Defense			
Team	Rushing	Passing	Total Off.	Scoring	Rushing	Passing	Total Def.	Scoring
Central Conn. St.	4	4	4	2	1	8	5	2
Duquesne	1	5	2	1	2	7	6	9
LIU	2	7	5	8	3	5	2	4
Mercyhurst	4	1	1	4	5	4	4	5
New Haven	7	2	3	3	8	9	9	7
Robert Morris	6	9	9	7	7	3	3	3
Saint Francis	9	3	7	9	9	1	7	8
Stonehill	8	6	6	5	4	2	1	1
Wagner	3	8	8	6	6	6	8	6

Team	Kick ret.	Punt ret.	Interceptions	Sacks	TFL	Turnover Mar.
Central Conn. St.	3	1	3	1	1	1
Duquesne	7	2	2	8	4	4
LIU	8	8	1	7	2	5
Mercyhurst	2	9	9	9	9	8
New Haven	1	4	8	2	5	6
Robert Morris	6	7	5	5	8	3
Saint Francis	5	3	6	4	3	8
Stonehill	4	6	4	3	6	2
Wagner	9	5	7	6	6	6



2025-26 NEC Football Individual Statistics All games

Page 1/5
as of Sep 28, 2025

RUSHING (Minimum Games Played Pct. 75%, 10 Rushing Attempts/Game)

#	Player	G	Att.	Yds	Avg.	TD	Lg	Avg/g
1	Howard, Elijah - CCSU	4	53	347	6.55	4	99	86.75
2	Ross, O'Shawn - LIU	5	53	291	5.49	1	45	58.20
3	Hines, Andre - WC	5	65	281	4.32	3	22	56.20
4	Shine, Ethan - RM	4	54	219	4.06	3	28	54.75
5	Washington, Jarel - STO	5	64	174	2.72	0	14	34.80

TOTAL OFFENSE (Minimum Games Played Pct. 75%)

#	Player	G	Rush	Pass	Plays	Total	Yds/g
1	Duffy, AJ - UNH	5	95	1242	210	1337	267.40
2	Urena, Adam - Mercy	5	-38	1249	195	1211	242.20
3	Whitfield Jr., Nick - SF-PA	5	11	954	172	965	193.00
4	O'Connell, Jack - STO	5	15	945	175	960	192.00
5	Riddell, Tyler - DU	5	54	862	141	916	183.20
6	Olson, Brady - CCSU	5	-79	955	168	876	175.20
7	Tanner, Zach - RM	4	-14	434	89	420	105.00
8	Stevens, Jack - WC	4	58	294	104	352	88.00
9	Howard, Elijah - CCSU	4	347	0	53	347	86.75
10	Barton, Jordan - WC	4	69	210	57	279	69.75

PASSING AVG/GAME (Minimum Games Played Pct. 75%)

#	Player	G	Comp-att-int	Yds	TD	Avg/g
1	Urena, Adam - Mercy	5	115-172-7	1249	7	249.80
2	Duffy, AJ - UNH	5	112-191-6	1242	12	248.40
3	Olson, Brady - CCSU	5	78-138-1	955	7	191.00
4	Whitfield Jr., Nick - SF-PA	5	96-149-6	954	2	190.80
5	O'Connell, Jack - STO	5	102-145-3	945	8	189.00
6	Riddell, Tyler - DU	5	69-115-3	862	11	172.40
7	Tanner, Zach - RM	4	38-74-0	434	4	108.50
8	Stevens, Jack - WC	4	42-72-7	294	1	73.50
9	Barton, Jordan - WC	4	22-35-2	210	2	52.50
10	Howell, Chris - LIU	5	11-37-2	111	0	22.20

SCORING (Minimum Games Played Pct. 75%)

#	Player	G	TD	FG	XPT	2XP	Pts	Pts/g
1	Howard, Elijah - CCSU	4	6	0	0	0	36	9.00
2	Isabella, Joey - DU	5	6	0	0	0	36	7.20
3	Hennessey, Jack - CCSU	5	0	5	15	0	30	6.00
4	Trobel, Brian - Mercy	5	4	0	0	1	26	5.20
5	Marcus, Donny - CCSU	5	4	0	0	0	24	4.80
6	Tracey, Joshua - UNH	5	4	0	0	0	24	4.80
7	Kim, Zachary - STO	5	4	0	0	0	24	4.80
8	Shine, Ethan - RM	4	3	0	0	0	18	4.50
9	Young, Max - Mercy	4	0	2	10	0	16	4.00
10	Evans, Dylan - Mercy	5	3	0	0	0	20	4.00

PASS EFFICIENCY (Minimum Games Played Pct. 75%, 15 Total Passes/Game)

#	Player	G	Comp-att-int	Yds	TD	Eff.
1	Riddell, Tyler - DU	5	69-115-3	862	11	149.31
2	O'Connell, Jack - STO	5	102-145-3	945	8	139.16
3	Urena, Adam - Mercy	5	115-172-7	1249	7	133.15
4	Olson, Brady - CCSU	5	78-138-1	955	7	129.94
5	Duffy, AJ - UNH	5	112-191-6	1242	12	127.71
6	Tanner, Zach - RM	4	38-74-0	434	4	118.45
7	Whitfield Jr., Nick - SF-PA	5	96-149-6	954	2	114.59
8	Stevens, Jack - WC	4	42-72-7	294	1	77.77

SCORING (TDs) (Minimum Games Played Pct. 75%, 1 Touchdowns)

#	Player	G	Run	Rec	Ret	Pts	Avg/g
1	Howard, Elijah - CCSU	4	4	2	0	36	9.00
2	Isabella, Joey - DU	5	0	6	0	36	7.20
3	Trobel, Brian - Mercy	5	4	0	0	26	5.20
4	Tracey, Joshua - UNH	5	0	4	0	24	4.80
5	Marcus, Donny - CCSU	5	3	1	0	24	4.80
6	Kim, Zachary - STO	5	0	4	0	24	4.80
7	Shine, Ethan - RM	4	3	0	0	18	4.50
8	Evans, Dylan - Mercy	5	1	2	0	20	4.00
9	Hines, Andre - WC	5	3	0	0	18	3.60
10	Wilder, Kevonne - UNH	5	0	3	0	18	3.60

RECEPTIONS/GAME (Minimum Games Played Pct. 75%)

#	Player	G	No.	Yds	TD	Lg	Yds/g	Rec/g
1	Wilder, Kevonne - UNH	5	33	434	3	49	86.80	6.60
2	Isabella, Joey - DU	5	30	425	6	66	85.00	6.00
3	Evans, Dylan - Mercy	5	27	354	2	35	70.80	5.40
4	Tracey, Joshua - UNH	5	22	372	4	64	74.40	4.40
5	Davison, Rylan - Mercy	5	21	264	2	37	52.80	4.20
6	Nelson, Peyton - SF-PA	5	20	175	0	36	35.00	4.00
7	Howard, Elijah - CCSU	4	15	107	2	23	26.75	3.75
8	Chieca, Evan - UNH	5	18	132	2	22	26.40	3.60
9	Lee, Thomas - RM	4	14	158	2	34	39.50	3.50
10	McDonald, Tereee - WC	4	14	89	0	14	22.25	3.50

SCORING (KICK) (Minimum Games Played Pct. 75%)

#	Player	G	PAT	FG	Pts	Avg/g
1	Hennessey, Jack - CCSU	5	15-15	5-6	30	6.00
2	Young, Max - Mercy	4	10-11	2-4	16	4.00
3	Jenkins, Jayson - RM	4	8-8	2-2	14	3.50
4	Scalese, Domenic - STO	5	8-9	3-3	17	3.40
5	Marcinko, Matt - DU	5	14-16	1-2	17	3.40
6	Romero, Nicholas - WC	5	3-5	4-4	15	3.00
7	Quigley, Liam - UNH	5	11-12	1-2	14	2.80
8	Plummer, Mac - SF-PA	5	4-5	2-3	10	2.00
9	Johnson, Will - LIU	4	1-1	1-1	4	1.00
10	Clark, Matt - DU	5	3-3	0-0	3	0.60



2025-26 NEC Football Individual Statistics All games

Page 2/5
as of Sep 28, 2025

RECEIVE YDS/GAME (Minimum Games Played Pct. 75%)

#	Player	G	No.	Yds	TD	Long	Avg/c	Yds/g
1	Wilder, Kevonne - UNH	5	33	434	3	49	13.15	86.80
2	Isabella, Joey - DU	5	30	425	6	66	14.17	85.00
3	Tracey, Joshua - UNH	5	22	372	4	64	16.91	74.40
4	Evans, Dylan - Mercy	5	27	354	2	35	13.11	70.80
5	Davison, Rylan - Mercy	5	21	264	2	37	12.57	52.80
6	Pardo, David - CCSU	5	15	213	1	47	14.20	42.60
7	Kim, Zachary - STO	5	17	208	4	32	12.24	41.60
8	Lee, Thomas - RM	4	14	158	2	34	11.29	39.50
9	Hodge, Brenden - SF-PA	4	11	156	0	47	14.18	39.00
10	Maultsby, DJ - SF-PA	5	11	180	1	48	16.36	36.00

PUNT RETURN AVG (Minimum Games Played Pct. 75%)

#	Player	G	No.	Yds	TD	Long	Avg.
1	Petras, Ryan - DU	5	1	13	0	13	13.00
2	Hall, Brayden - CCSU	5	11	135	0	28	12.27
3	Howard, Tahseen - RM	3	1	10	0	10	10.00

KICK RETURN AVG (Minimum Games Played Pct. 75%)

#	Player	G	No.	Yds	TD	Long	Avg.
1	Askew, Jonny - Mercy	4	1	43	0	25	43.00
2	Jones, T.J. - DU	5	2	68	0	47	34.00
3	Ransom, Richard - RM	4	1	33	0	33	33.00

ALL PURPOSE (Minimum Games Played Pct. 75%)

#	Player	G	Rush	Rcv	PR	KR	Yds	Avg/g
1	Tracey, Joshua - UNH	5	24	372	0	194	590	118.00
2	Isabella, Joey - DU	5	9	425	60	0	494	98.80
3	Howard, Elijah - CCSU	4	347	107	0	0	454	113.50
4	Wilder, Kevonne - UNH	5	3	434	0	0	437	87.40
5	Evans, Dylan - Mercy	5	8	354	0	0	362	72.40
6	Washington, Jr., Torance - STO	5	0	112	42	194	348	69.60
7	Turner, Jadon - CCSU	5	56	3	0	280	339	67.80
8	Ross, O'Shawn - LIU	5	291	37	0	0	328	65.60
9	Trobel, Brian - Mercy	5	287	36	0	0	323	64.60
10	Perryman, Jahmil - SF-PA	5	88	39	-2	161	286	57.20

PUNTING (Minimum Games Played Pct. 75%, 3.6 Punts/Game)

#	Player	G	No.	Yds	Lg	I20	50+	TB	Avg.
1	Cirulli, Aidan - SF-PA	5	32	1396	61	8	6	1	43.63
2	Chenette, Logan - STO	5	24	1026	69	9	6	2	42.75
3	Brown, Joshua - WC	5	25	1041	60	7	1	0	41.64
4	Berarducci, Michael - DU	5	24	979	55	3	3	3	40.79
5	Lynch, Will - LIU	5	28	1138	58	9	2	0	40.64
6	Jenkins, Jayson - RM	4	22	881	54	7	3	2	40.05
7	Bernier, Colby - CCSU	5	18	696	48	10	0	1	38.67
8	Fragale, Joseph - UNH	5	25	874	51	5	1	1	34.96

FIELD GOALS (Minimum Games Played Pct. 75%)

#	Player	G	Made	Att.	Long	Pct.	Avg.
1	Hennessey, Jack - CCSU	5	5	6	35	83.33	1.00
2	Romero, Nicholas - WC	5	4	4	41	100.00	0.80
3	Scalese, Domenic - STO	5	3	3	34	100.00	0.60
4	Young, Max - Mercy	4	2	4	34	50.00	0.50
5	Jenkins, Jayson - RM	4	2	2	46	100.00	0.50
6	Plummer, Mac - SF-PA	5	2	3	25	66.67	0.40
7	Johnson, Will - LIU	4	1	1	31	100.00	0.25
8	Marcinko, Matt - DU	5	1	2	35	50.00	0.20
9	Quigley, Liam - UNH	5	1	2	38	50.00	0.20

FIELD GOAL PCT (Minimum Games Played Pct. 75%)

#	Player	G	Made	Att.	Long	Pct.
1	Romero, Nicholas - WC	5	4	4	41	100.00
2	Scalese, Domenic - STO	5	3	3	34	100.00
3	Johnson, Will - LIU	4	1	1	31	100.00
4	Jenkins, Jayson - RM	4	2	2	46	100.00
5	Hennessey, Jack - CCSU	5	5	6	35	83.33
6	Plummer, Mac - SF-PA	5	2	3	25	66.67
7	Young, Max - Mercy	4	2	4	34	50.00
8	Marcinko, Matt - DU	5	1	2	35	50.00
9	Quigley, Liam - UNH	5	1	2	38	50.00



**2025-26 NEC Football
Individual Statistics
All games**

Page 3/5
as of Sep 28, 2025

PAT KICKING PCT (Minimum Games Played Pct. 75%)

#	Player	G	Made	Att.	Pct.
1	Hennessey, Jack - CCSU	5	15	15	100.00
2	Johnson, Will - LIU	4	1	1	100.00
3	Jenkins, Jayson - RM	4	8	8	100.00
4	Liszner, Ryan - WC	4	2	2	100.00
5	Clark, Matt - DU	5	3	3	100.00
6	Quigley, Liam - UNH	5	11	12	91.67
7	Young, Max - Mercy	4	10	11	90.91
8	Scalese, Domenic - STO	5	8	9	88.89
9	Marcinko, Matt - DU	5	14	16	87.50



**2025-26 NEC Football
Individual Statistics
All games**

Page 4/5
as of Sep 28, 2025

TACKLES (All positions) (Minimum Games Played Pct. 75%)

#	Player	G	Pos	Solo	Ast	Total	Avg/g
1	Calgaro, Geno - SF-PA	5	LB	24	30	54	10.80
2	Williams, Brodie - UNH	5	DB	20	23	43	8.60
3	McDonnell, Patrick - RM	4	LB	21	12	33	8.25
4	Stoll, Jack - CCSU	5	LB	20	18	38	7.60
5	Fasolino, Rafael - LIU	5	LB	25	13	38	7.60
6	Battaglia, Charles - STO	5	LB	17	16	33	6.60
7	Mackey, Anthony - Mercy	4	DB	12	14	26	6.50
8	Patterson, Jakari - RM	4	DL	15	11	26	6.50
9	Douglas, Colin - SF-PA	5	DB	21	11	32	6.40
10	Jean, Christopher - CCSU	5	DB	26	5	31	6.20
11	Lampley, Akil - WC	5	LB	17	14	31	6.20
12	Ragland, Sir Hezekiah - UNH	5	LB	15	15	30	6.00
13	Conwell, Sebastian - UNH	5	LB	16	14	30	6.00
14	Robinson, Jr., Mitchell - RM	4	LB	9	15	24	6.00
15	Leavell, Jeff - Mercy	5	LB	15	15	30	6.00
16	Martin, Sam - WC	5	S	22	8	30	6.00
17	Council, Kendric - SF-PA	5	LB	15	15	30	6.00
18	Betts, Zachary - SF-PA	5	LB	19	10	29	5.80
19	Wright, Malachi - CCSU	4	LB	13	8	21	5.25
20	Odoemenem, Jabari - DU	5	LB	16	10	26	5.20
21	Bell, Jalen - LIU	5	DB	13	12	25	5.00
22	Busa, Anthony - STO	5	DB	11	13	24	4.80
23	Williams, Christopher - STO	5	LB	11	13	24	4.80
24	Cole, Ethon - DU	5	DB	13	11	24	4.80
25	Gardner, Jr., Scoop - LIU	5	DT	10	14	24	4.80
26	Hansford, Myles - UNH	5	DB	16	8	24	4.80
27	Itote, Armani - WC	4	LB	13	6	19	4.75
28	Harper, Dallas - DU	5	DB	19	4	23	4.60
29	Johnson, Jordan - WC	5	LB	16	7	23	4.60
30	Kirton, Dre - UNH	5	DB	11	11	22	4.40
31	Kelley, Luke - UNH	5	DE	12	10	22	4.40
32	Watkins, Trey - LIU	5	DB	14	8	22	4.40
33	Cloutier, JC - Mercy	5	S	13	9	22	4.40
34	Godwin, Liam - UNH	5	DB	16	6	22	4.40
35	Mosley III, Richard - STO	5	DB	17	5	22	4.40
36	Petite, Israel - RM	4	CB	12	5	17	4.25
37	Mitchell, Navon - CCSU	5	DB	16	5	21	4.20
38	Lewis, Omari - LIU	5	DB	16	5	21	4.20
39	Wright, Travell - Mercy	5	LB	10	11	21	4.20
40	Reynolds, Nikkem - UNH	5	DB	15	6	21	4.20
41	Mass, Faisal - STO	5	DL	13	7	20	4.00
42	Beckwith, Braylon - Mercy	5	DB	7	13	20	4.00
43	Mitchell, Stylz - CCSU	4	DB	11	5	16	4.00
44	Staton, Jacob - CCSU	5	LB	15	4	19	3.80
45	Cook, Kahmari - SF-PA	5	LB	10	9	19	3.80
46	Woods, Trey - RM	4	LB	7	8	15	3.75
47	Jackson, Eric - CCSU	4	DB	8	7	15	3.75
48	Bannon, Tyler - STO	5	LB	11	7	18	3.60
49	Williams, Corey - SF-PA	5	DB	10	8	18	3.60
50	Jones, Caleb - DU	5	DB	5	13	18	3.60

SACKS (Minimum Games Played Pct. 75%)

#	Player	G	Pos	Solo	Ast	Total	Avg/g
1	Betts, Zachary - SF-PA	5	LB	2	2	3	0.60
2	Kelley, Luke - UNH	5	DE	2	2	3	0.60
3	Itote, Armani - WC	4	LB	2	0	2	0.50
4	Darkah, Reggie - CCSU	5	DE	2	1	2.5	0.50
5	Battaglia, Charles - STO	5	LB	2	0	2	0.40
6	Johnson, Naquan - LIU	5	DL	2	0	2	0.40
7	Appolon, Ethan - WC	5	DL	2	0	2	0.40
8	Johnson, Ameer - RM	4	DL	1	1	1.5	0.38
9	Robinson, Jr., Mitchell - RM	4	LB	1	1	1.5	0.38
10	Riggins, Jerry - RM	4	LB	1	1	1.5	0.38
11	Ragland, Sir Hezekiah - UNH	5	LB	1	1	1.5	0.30
12	Conwell, Sebastian - UNH	5	LB	0	3	1.5	0.30
13	Horodnik, Aidan - STO	5	DL	1	1	1.5	0.30
14	Banks, Carter - CCSU	5	LB	1	1	1.5	0.30
15	Wright, Malachi - CCSU	4	LB	1	0	1	0.25
16	McDonnell, Patrick - RM	4	LB	1	0	1	0.25
17	Smith, Amare - STO	4	LB	1	0	1	0.25
18	Taylor, Gavin - CCSU	5	LB	1	0	1	0.20
19	Williams, Brodie - UNH	5	DB	1	0	1	0.20
20	Smith, Tymaine - CCSU	5	LB	1	0	1	0.20

TACKLES FOR LOSS (Minimum Games Played Pct. 75%, 1.25 Total

Tackles For Loss/Game)

#	Player	G	Pos	Solo	Ast	Total	Avg/g
1	Stoll, Jack - CCSU	5	LB	3	7	6.5	1.30
2	Okoye, Ike - SF-PA	4	LB	4	2	5	1.25



**2025-26 NEC Football
Individual Statistics
All games**

Page 5/5
as of Sep 28, 2025

FUMBLES FORCED (Minimum Games Played Pct. 75%)

#	Player	G	No.	Avg/g
1	Patterson, Jakari - RM	4	2	0.50
2	Douglas, Colin - SF-PA	5	2	0.40
3	Johnson, Naquan - LIU	5	2	0.40
4	Mitchell, Navon - CCSU	5	2	0.40
5	Appolon, Ethan - WC	5	2	0.40
6	Hiscock, Eli - WC	4	1	0.25
7	Brown, Kezni - LIU	4	1	0.25
8	Carabatsakis, Nathan - RM	4	1	0.25
9	Robinson, Jr., Mitchell - RM	4	1	0.25
10	Styles, Xavier - RM	4	1	0.25

FUMBLES RECOVERED (Minimum Games Played Pct. 75%)

#	Player	G	No.	Avg/g
1	Mosley III, Richard - STO	5	2	0.40
2	Robinson II, Eldrick - RM	3	1	0.33
3	Roach, Noel - RM	3	1	0.33
4	McDonnell, Patrick - RM	4	1	0.25
5	Lewis, Jaylin - LIU	4	1	0.25
6	Massay, Jared - CCSU	4	1	0.25
7	Styles, Xavier - RM	4	1	0.25
8	Janeda, Brock - DU	5	1	0.20
9	Lampley, Akil - WC	5	1	0.20
10	Jean, Christopher - CCSU	5	1	0.20

PASSES DEFENDED (Minimum Games Played Pct. 75%)

#	Player	G	Brup	Int.	Total	Avg/g
1	Jean, Christopher - CCSU	5	7	3	10	2.00
2	Mitchell, Stylz - CCSU	4	6	1	7	1.75
3	Busa, Anthony - STO	5	6	1	7	1.40
4	Kirton, Dre - UNH	5	6	1	7	1.40
5	Cerisier, DJ - DU	4	4	0	4	1.00
6	Djimbou, Sidoine - STO	4	2	2	4	1.00
7	Odoemenem, Jabari - DU	5	3	2	5	1.00
8	Dickerson, Robert - RM	4	4	0	4	1.00
9	Mosley III, Richard - STO	5	3	1	4	0.80
10	Lampley, Akil - WC	5	3	1	4	0.80
11	Douglas, Colin - SF-PA	5	3	1	4	0.80
12	Joyner, Craig - SF-PA	4	2	1	3	0.75
13	Thompson, Chris - Mercy	4	2	1	3	0.75
14	Hill, Jaiden - Mercy	5	3	0	3	0.60
15	Omoriegie, Daren - WC	5	3	0	3	0.60
16	Godwin, Liam - UNH	5	2	1	3	0.60
17	Jones, T.J. - DU	5	3	0	3	0.60
18	Hall, Brayden - CCSU	5	3	0	3	0.60
19	Martin, Sam - WC	5	3	0	3	0.60
20	Bannon, Tyler - STO	5	3	0	3	0.60

INTERCEPTIONS (Minimum Games Played Pct. 75%)

#	Player	G	No.	Yds	TD	Long	Avg/g
1	Jean, Christopher - CCSU	5	3	-3	0	0	0.60
2	Djimbou, Sidoine - STO	4	2	18	0	18	0.50
3	Odoemenem, Jabari - DU	5	2	4	0	4	0.40
4	Howard, Tahseen - RM	3	1	29	0	29	0.33
5	Petite, Israel - RM	4	1	0	0	0	0.25
6	Mitchell, Stylz - CCSU	4	1	27	0	27	0.25
7	Joyner, Craig - SF-PA	4	1	6	0	6	0.25
8	Thompson, Chris - Mercy	4	1	0	0	0	0.25
9	Watkins, Trey - LIU	5	1	30	0	30	0.20
10	Lampley, Akil - WC	5	1	9	0	9	0.20



2025-26 NEC Football Extended Individual Statistics All games

Page 1/6
as of Sep 28, 2025

TOTAL OFFENSE (Minimum Games Played Pct. 75%)

#	Player	G	Rush	Pass	Plays	Total	Yds/g
1	Duffy, Aj - UNH	5	95	1242	210	1337	267.40
2	Urena, Adam - Mercy	5	-38	1249	195	1211	242.20
3	Whitfield Jr., Nick - SF-PA	5	11	954	172	965	193.00
4	O'Connell, Jack - STO	5	15	945	175	960	192.00
5	Riddell, Tyler - DU	5	54	862	141	916	183.20
6	Olson, Brady - CCSU	5	-79	955	168	876	175.20
7	Tanner, Zach - RM	4	-14	434	89	420	105.00
8	Stevens, Jack - WC	4	58	294	104	352	88.00
9	Howard, Elijah - CCSU	4	347	0	53	347	86.75
10	Barton, Jordan - WC	4	69	210	57	279	69.75

TOTAL OFFENSE AVG/PLAY (Minimum Games Played Pct. 75%)

#	Player	G	Rush	Pass	Plays	Total	Yds/p
1	Carter, Jaqai - RM	4	13	0	1	13	3.25
2	Smith, Jalen - UNH	5	60	0	6	60	2.00
3	Petras, Ryan - DU	5	18	0	2	18	1.80
4	McDonald, Teree - WC	4	7	0	1	7	1.75
5	Howard, Elijah - CCSU	4	347	0	53	347	1.64
6	Evans, Dylan - Mercy	5	8	0	1	8	1.60
7	Askew, Jonny - Mercy	4	57	0	9	57	1.58
8	Miller, Ryan - Mercy	4	12	0	2	12	1.50
9	Butts, Taj - DU	4	182	0	31	182	1.47
10	Davis, Ness - DU	5	238	0	34	238	1.40

TOTAL OFFENSE PLAYS

#	Player	G	Rush	Pass	Plays	Total	Yds/g
1	Duffy, Aj - UNH	5	95	1242	210	1337	267.40
2	Urena, Adam - Mercy	5	-38	1249	195	1211	242.20
3	O'Connell, Jack - STO	5	15	945	175	960	192.00
4	Whitfield Jr., Nick - SF-PA	5	11	954	172	965	193.00
5	Olson, Brady - CCSU	5	-79	955	168	876	175.20
6	Riddell, Tyler - DU	5	54	862	141	916	183.20
7	Stevens, Jack - WC	4	58	294	104	352	88.00
8	Tanner, Zach - RM	4	-14	434	89	420	105.00
9	Greenwood, Ethan - LIU	3	124	263	74	387	129.00
10	Hines, Andre - WC	5	281	0	65	281	56.20

TOTAL OFFENSE YARDS

#	Player	G	Rush	Pass	Plays	Total	Yds/g
---	--------	---	------	------	-------	-------	-------

TOTAL OFFENSE TDS

#	Player	G	Rush	Pass	Total
1	Duffy, Aj - UNH	5	95	1242	13
2	Riddell, Tyler - DU	5	54	862	13
3	O'Connell, Jack - STO	5	15	945	8
4	Urena, Adam - Mercy	5	-38	1249	7
5	Olson, Brady - CCSU	5	-79	955	7
6	Trobel, Brian - Mercy	5	287	0	4
7	Tanner, Zach - RM	4	-14	434	4
8	Howard, Elijah - CCSU	4	347	0	4
9	Stanzani, Luca - LIU	3	155	185	3
10	Marcus, Donny - CCSU	5	117	0	3

ALL PURPOSE (Minimum Games Played Pct. 75%)

#	Player	G	Rush	Rcv	PR	KR	Yds	Avg/g
1	Tracey, Joshua - UNH	5	24	372	0	194	590	118.00
2	Isabella, Joey - DU	5	9	425	60	0	494	98.80
3	Howard, Elijah - CCSU	4	347	107	0	0	454	113.50
4	Wilder, Kevonne - UNH	5	3	434	0	0	437	87.40
5	Evans, Dylan - Mercy	5	8	354	0	0	362	72.40
6	Washington, Jr., Torance - STO	5	0	112	42	194	348	69.60
7	Turner, Jadon - CCSU	5	56	3	0	280	339	67.80
8	Ross, O'Shawn - LIU	5	291	37	0	0	328	65.60
9	Trobel, Brian - Mercy	5	287	36	0	0	323	64.60
10	Perryman, Jahmil - SF-PA	5	88	39	-2	161	286	57.20

SCORING (Minimum Games Played Pct. 75%)

#	Player	G	TD	FG	XPT	2XP	Pts	Pts/g
1	Howard, Elijah - CCSU	4	6	0	0	0	36	9.00
2	Isabella, Joey - DU	5	6	0	0	0	36	7.20
3	Hennessey, Jack - CCSU	5	0	5	15	0	30	6.00
4	Trobel, Brian - Mercy	5	4	0	0	1	26	5.20
5	Marcus, Donny - CCSU	5	4	0	0	0	24	4.80
6	Tracey, Joshua - UNH	5	4	0	0	0	24	4.80
7	Kim, Zachary - STO	5	4	0	0	0	24	4.80
8	Shine, Ethan - RM	4	3	0	0	0	18	4.50
9	Young, Max - Mercy	4	0	2	10	0	16	4.00
10	Evans, Dylan - Mercy	5	3	0	0	0	20	4.00

SCORING (TDS) (Minimum 1 Touchdowns)

#	Player	G	Run	Rec	Ret	Pts	Avg/g
1	Howard, Elijah - CCSU	4	4	2	0	36	9.00
2	Isabella, Joey - DU	5	0	6	0	36	7.20
3	Chisholm, Kameron - SF-PA	1	0	1	0	6	6.00
4	Stanzani, Luca - LIU	3	3	0	0	18	6.00
5	Trobel, Brian - Mercy	5	4	0	0	26	5.20
6	Marcus, Donny - CCSU	5	3	1	0	24	4.80
7	Tracey, Joshua - UNH	5	0	4	0	24	4.80
8	Kim, Zachary - STO	5	0	4	0	24	4.80
9	Shine, Ethan - RM	4	3	0	0	18	4.50
10	Greenwood, Ethan - LIU	3	2	0	0	12	4.00

SCORING (KICK) (Minimum Games Played Pct. 75%)

#	Player	G	PAT	FG	Pts	Avg/g
1	Hennessey, Jack - CCSU	5	15-15	5-6	30	6.00
2	Young, Max - Mercy	4	10-11	2-4	16	4.00
3	Jenkins, Jayson - RM	4	8-8	2-2	14	3.50
4	Scalese, Domenic - STO	5	8-9	3-3	17	3.40
5	Marcinko, Matt - DU	5	14-16	1-2	17	3.40
6	Romero, Nicholas - WC	5	3-5	4-4	15	3.00
7	Quigley, Liam - UNH	5	11-12	1-2	14	2.80
8	Plummer, Mac - SF-PA	5	4-5	2-3	10	2.00
9	Johnson, Will - LIU	4	1-1	1-1	4	1.00
10	Clark, Matt - DU	5	3-3	0-0	3	0.60

RUSHING (Minimum 10 Rushing Attempts/Game, Games Played Pct. 75%)

#	Player	G	Att.	Yds	Avg.	TD	Lg	Avg/g
1	Howard, Elijah - CCSU	4	53	347	6.55	4	99	86.75
2	Ross, O'Shawn - LIU	5	53	291	5.49	1	45	58.20
3	Hines, Andre - WC	5	65	281	4.32	3	22	56.20
4	Shine, Ethan - RM	4	54	219	4.06	3	28	54.75
5	Washington, Jarel - STO	5	64	174	2.72	0	14	34.80



2025-26 NEC Football Extended Individual Statistics All games

Page 2/6
as of Sep 28, 2025

YARDS PER RUSH (Minimum 10 Rushing Attempts/Game, Games Played Pct. 75%)

#	Player	G	Att.	Yds	Avg.	TD	Lg	Avg/g
1	Howard, Elijah - CCSU	4	53	347	6.55	4	99	86.75
2	Ross, O'Shawn - LIU	5	53	291	5.49	1	45	58.20
3	Hines, Andre - WC	5	65	281	4.32	3	22	56.20
4	Shine, Ethan - RM	4	54	219	4.06	3	28	54.75
5	Washington, Jarel - STO	5	64	174	2.72	0	14	34.80

RUSH YARDS (Minimum 10 Rushing Attempts/Game)

#	Player	G	Att.	Yds	Avg.	TD	Lg	Avg/g
1	Howard, Elijah - CCSU	4	53	347	6.55	4	99	86.75
2	Ross, O'Shawn - LIU	5	53	291	5.49	1	45	58.20
3	Hines, Andre - WC	5	65	281	4.32	3	22	56.20
4	Shine, Ethan - RM	4	54	219	4.06	3	28	54.75
5	Washington, Jarel - STO	5	64	174	2.72	0	14	34.80
6	Laney, Zaon - UNH	3	30	137	4.57	2	51	45.67
7	Greenwood, Ethan - LIU	3	39	124	3.18	2	65	41.33

PASSING Avg/GAME (Minimum Games Played Pct. 75%)

#	Player	G	Comp-att-int	Yds	TD	Avg/g
1	Urena, Adam - Mercy	5	115-172-7	1249	7	249.80
2	Duffy, AJ - UNH	5	112-191-6	1242	12	248.40
3	Olson, Brady - CCSU	5	78-138-1	955	7	191.00
4	Whitfield Jr., Nick - SF-PA	5	96-149-6	954	2	190.80
5	O'Connell, Jack - STO	5	102-145-3	945	8	189.00
6	Riddell, Tyler - DU	5	69-115-3	862	11	172.40
7	Tanner, Zach - RM	4	38-74-0	434	4	108.50
8	Stevens, Jack - WC	4	42-72-7	294	1	73.50
9	Barton, Jordan - WC	4	22-35-2	210	2	52.50
10	Howell, Chris - LIU	5	11-37-2	111	0	22.20

PASS EFFICIENCY (Minimum 15 Total Passes/Game, Games Played Pct. 75%)

#	Player	G	Comp-att-int	Yds	TD	Eff
1	Riddell, Tyler - DU	5	69-115-3	862	11	149.31
2	O'Connell, Jack - STO	5	102-145-3	945	8	139.16
3	Urena, Adam - Mercy	5	115-172-7	1249	7	133.15
4	Olson, Brady - CCSU	5	78-138-1	955	7	129.94
5	Duffy, AJ - UNH	5	112-191-6	1242	12	127.71
6	Tanner, Zach - RM	4	38-74-0	434	4	118.45
7	Whitfield Jr., Nick - SF-PA	5	96-149-6	954	2	114.59
8	Stevens, Jack - WC	4	42-72-7	294	1	77.77

PASS YDS/COMP. (Minimum 15 Total Passes/Game, Games Played Pct. 75%)

#	Player	G	Comp-att-int	Yds	TD	Avg/c
1	Riddell, Tyler - DU	5	69-115-3	862	11	12.49
2	Olson, Brady - CCSU	5	78-138-1	955	7	12.24
3	Tanner, Zach - RM	4	38-74-0	434	4	11.42
4	Duffy, AJ - UNH	5	112-191-6	1242	12	11.09
5	Urena, Adam - Mercy	5	115-172-7	1249	7	10.86
6	Whitfield Jr., Nick - SF-PA	5	96-149-6	954	2	9.94
7	O'Connell, Jack - STO	5	102-145-3	945	8	9.26
8	Stevens, Jack - WC	4	42-72-7	294	1	7.00

RUSH ATTEMPTS (Minimum 10 Rushing Attempts/Game)

#	Player	G	Att.	Yds	Avg.	TD	Lg	Avg/g
1	Hines, Andre - WC	5	65	281	4.32	3	22	56.20
2	Washington, Jarel - STO	5	64	174	2.72	0	14	34.80
3	Shine, Ethan - RM	4	54	219	4.06	3	28	54.75
4	Ross, O'Shawn - LIU	5	53	291	5.49	1	45	58.20
5	Howard, Elijah - CCSU	4	53	347	6.55	4	99	86.75
6	Greenwood, Ethan - LIU	3	39	124	3.18	2	65	41.33
7	Laney, Zaon - UNH	3	30	137	4.57	2	51	45.67

RUSHING TDS (Minimum 10 Rushing Attempts/Game)

#	Player	G	Att.	Yds	Avg.	TD	Lg	Avg/g
1	Howard, Elijah - CCSU	4	53	347	6.55	4	99	86.75
2	Shine, Ethan - RM	4	54	219	4.06	3	28	54.75
3	Hines, Andre - WC	5	65	281	4.32	3	22	56.20
4	Laney, Zaon - UNH	3	30	137	4.57	2	51	45.67
5	Greenwood, Ethan - LIU	3	39	124	3.18	2	65	41.33
6	Ross, O'Shawn - LIU	5	53	291	5.49	1	45	58.20

PASSING YARDS

#	Player	G	Comp-att-int	Yds	TD	Avg/g
1	Urena, Adam - Mercy	5	115-172-7	1249	7	249.80
2	Duffy, AJ - UNH	5	112-191-6	1242	12	248.40
3	Olson, Brady - CCSU	5	78-138-1	955	7	191.00
4	Whitfield Jr., Nick - SF-PA	5	96-149-6	954	2	190.80
5	O'Connell, Jack - STO	5	102-145-3	945	8	189.00
6	Riddell, Tyler - DU	5	69-115-3	862	11	172.40
7	Tanner, Zach - RM	4	38-74-0	434	4	108.50
8	Stevens, Jack - WC	4	42-72-7	294	1	73.50
9	Greenwood, Ethan - LIU	3	18-35-2	263	0	87.67
10	Barton, Jordan - WC	4	22-35-2	210	2	52.50

PASS ATTEMPTS

#	Player	G	Comp-att-int	Yds	TD	Avg/g
1	Duffy, AJ - UNH	5	112-191-6	1242	12	248.40
2	Urena, Adam - Mercy	5	115-172-7	1249	7	249.80
3	Whitfield Jr., Nick - SF-PA	5	96-149-6	954	2	190.80
4	O'Connell, Jack - STO	5	102-145-3	945	8	189.00
5	Olson, Brady - CCSU	5	78-138-1	955	7	191.00
6	Riddell, Tyler - DU	5	69-115-3	862	11	172.40
7	Tanner, Zach - RM	4	38-74-0	434	4	108.50
8	Stevens, Jack - WC	4	42-72-7	294	1	73.50
9	Howell, Chris - LIU	5	11-37-2	111	0	22.20
10	Greenwood, Ethan - LIU	3	18-35-2	263	0	87.67

PASS COMPLETIONS

#	Player	G	Comp-att-int	Yds	TD	Avg/g
1	Urena, Adam - Mercy	5	115-172-7	1249	7	249.80
2	Duffy, AJ - UNH	5	112-191-6	1242	12	248.40
3	O'Connell, Jack - STO	5	102-145-3	945	8	189.00
4	Whitfield Jr., Nick - SF-PA	5	96-149-6	954	2	190.80
5	Olson, Brady - CCSU	5	78-138-1	955	7	191.00
6	Riddell, Tyler - DU	5	69-115-3	862	11	172.40
7	Stevens, Jack - WC	4	42-72-7	294	1	73.50
8	Tanner, Zach - RM	4	38-74-0	434	4	108.50
9	Barton, Jordan - WC	4	22-35-2	210	2	52.50
10	Greenwood, Ethan - LIU	3	18-35-2	263	0	87.67



2025-26 NEC Football Extended Individual Statistics All games

Page 3/6
as of Sep 28, 2025

PASS YDS/ATT (Minimum 15 Total Passes/Game, Games Played Pct. 75%)

#	Player	G	Comp-att-int	Yds	TD	Avg/a
1	Riddell, Tyler - DU	5	69-115-3	862	11	7.50
2	Urena, Adam - Mercy	5	115-172-7	1249	7	7.26
3	Olson, Brady - CCSU	5	78-138-1	955	7	6.92
4	O'Connell, Jack - STO	5	102-145-3	945	8	6.52
5	Duffy, AJ - UNH	5	112-191-6	1242	12	6.50
6	Whitfield Jr., Nick - SF-PA	5	96-149-6	954	2	6.40
7	Tanner, Zach - RM	4	38-74-0	434	4	5.86
8	Stevens, Jack - WC	4	42-72-7	294	1	4.08

PASS COMP. PCT (Minimum 15 Total Passes/Game, Games Played Pct. 75%)

#	Player	G	Comp-att-int	Yds	TD	Pct.
1	O'Connell, Jack - STO	5	102-145-3	945	8	70.34
2	Urena, Adam - Mercy	5	115-172-7	1249	7	66.86
3	Whitfield Jr., Nick - SF-PA	5	96-149-6	954	2	64.43
4	Riddell, Tyler - DU	5	69-115-3	862	11	60.00
5	Duffy, AJ - UNH	5	112-191-6	1242	12	58.64
6	Stevens, Jack - WC	4	42-72-7	294	1	58.33
7	Olson, Brady - CCSU	5	78-138-1	955	7	56.52
8	Tanner, Zach - RM	4	38-74-0	434	4	51.35

RECEPTIONS/GAME (Minimum Games Played Pct. 75%)

#	Player	G	No.	Yds	TD	Lg	Yds/g	Rec/g
1	Wilder, Kevonne - UNH	5	33	434	3	49	86.80	6.60
2	Isabella, Joey - DU	5	30	425	6	66	85.00	6.00
3	Evans, Dylan - Mercy	5	27	354	2	35	70.80	5.40
4	Tracey, Joshua - UNH	5	22	372	4	64	74.40	4.40
5	Davison, Rylan - Mercy	5	21	264	2	37	52.80	4.20
6	Nelson, Peyton - SF-PA	5	20	175	0	36	35.00	4.00
7	Howard, Elijah - CCSU	4	15	107	2	23	26.75	3.75
8	Chieca, Evan - UNH	5	18	132	2	22	26.40	3.60
9	Lee, Thomas - RM	4	14	158	2	34	39.50	3.50
10	McDonald, Teree - WC	4	14	89	0	14	22.25	3.50

RECEIVE YDS/GAME (Minimum Games Played Pct. 75%)

#	Player	G	No.	Yds	TD	Long	Avg/c	Yds/g
1	Wilder, Kevonne - UNH	5	33	434	3	49	13.15	86.80
2	Isabella, Joey - DU	5	30	425	6	66	14.17	85.00
3	Tracey, Joshua - UNH	5	22	372	4	64	16.91	74.40
4	Evans, Dylan - Mercy	5	27	354	2	35	13.11	70.80
5	Davison, Rylan - Mercy	5	21	264	2	37	12.57	52.80
6	Pardo, David - CCSU	5	15	213	1	47	14.20	42.60
7	Kim, Zachary - STO	5	17	208	4	32	12.24	41.60
8	Lee, Thomas - RM	4	14	158	2	34	11.29	39.50
9	Hodge, Brenden - SF-PA	4	11	156	0	47	14.18	39.00
10	Maultsby, DJ - SF-PA	5	11	180	1	48	16.36	36.00

RECEPTIONS

#	Player	G	No.	Yds	TD	Long	Avg/c	Yds/g
1	Wilder, Kevonne - UNH	5	33	434	3	49	13.15	86.80
2	Isabella, Joey - DU	5	30	425	6	66	14.17	85.00
3	Evans, Dylan - Mercy	5	27	354	2	35	13.11	70.80
4	Tracey, Joshua - UNH	5	22	372	4	64	16.91	74.40
5	Davison, Rylan - Mercy	5	21	264	2	37	12.57	52.80
6	Nelson, Peyton - SF-PA	5	20	175	0	36	8.75	35.00
7	Chieca, Evan - UNH	5	18	132	2	22	7.33	26.40
8	Kim, Zachary - STO	5	17	208	4	32	12.24	41.60
9	Van Dyke, Evan - Mercy	5	16	136	2	24	8.50	27.20
10	Washington, Jr., Torance - STO	5	16	112	1	28	7.00	22.40

PASSING TDS

#	Player	G	Comp-att-int	Yds	TD	Avg/g
1	Duffy, AJ - UNH	5	112-191-6	1242	12	248.40
2	Riddell, Tyler - DU	5	69-115-3	862	11	172.40
3	O'Connell, Jack - STO	5	102-145-3	945	8	189.00
4	Urena, Adam - Mercy	5	115-172-7	1249	7	249.80
5	Olson, Brady - CCSU	5	78-138-1	955	7	191.00
6	Tanner, Zach - RM	4	38-74-0	434	4	108.50
7	Barton, Jordan - WC	4	22-35-2	210	2	52.50
8	Whitfield Jr., Nick - SF-PA	5	96-149-6	954	2	190.80
9	Stevens, Jack - WC	4	42-72-7	294	1	73.50

PASS INTERCEPTIONS

#	Player	G	Comp-att-int	Yds	TD	Avg/g
1	Stevens, Jack - WC	4	42-72-7	294	1	73.50
2	Urena, Adam - Mercy	5	115-172-7	1249	7	249.80
3	Duffy, AJ - UNH	5	112-191-6	1242	12	248.40
4	Whitfield Jr., Nick - SF-PA	5	96-149-6	954	2	190.80
5	O'Connell, Jack - STO	5	102-145-3	945	8	189.00
6	Riddell, Tyler - DU	5	69-115-3	862	11	172.40
7	Greenwood, Ethan - LIU	3	18-35-2	263	0	87.67
8	Barton, Jordan - WC	4	22-35-2	210	2	52.50
9	Howell, Chris - LIU	5	11-37-2	111	0	22.20
10	Burrell, Derek - WC	4	0-1-1	0	0	0.00

RECEPTION TDS

#	Player	G	No.	Yds	TD	Long	Avg/c	Yds/g
1	Isabella, Joey - DU	5	30	425	6	66	14.17	85.00
2	Kim, Zachary - STO	5	17	208	4	32	12.24	41.60
3	Tracey, Joshua - UNH	5	22	372	4	64	16.91	74.40
4	Wilder, Kevonne - UNH	5	33	434	3	49	13.15	86.80
5	Alexander, B.J. - DU	5	11	130	2	51	11.82	26.00
6	Howard, Elijah - CCSU	4	15	107	2	23	7.13	26.75
7	Schmidt, Logan - UNH	5	2	62	2	41	31.00	12.40
8	Davison, Rylan - Mercy	5	21	264	2	37	12.57	52.80
9	Trovarelli, Michael - CCSU	5	8	65	2	12	8.13	13.00
10	Tarabrella, Daniel - DU	4	3	29	2	13	9.67	7.25

YARDS PER CATCH (Minimum 2 Reception/Game, Games Played Pct. 75%)

#	Player	G	No.	Yds	TD	Long	Avg/c	Yds/g
1	Tracey, Joshua - UNH	5	22	372	4	64	16.91	74.40
2	Maultsby, DJ - SF-PA	5	11	180	1	48	16.36	36.00
3	Pardo, David - CCSU	5	15	213	1	47	14.20	42.60
4	Hodge, Brenden - SF-PA	4	11	156	0	47	14.18	39.00
5	Isabella, Joey - DU	5	30	425	6	66	14.17	85.00
6	Johnson, Jermaine - DU	5	10	133	0	54	13.30	26.60
7	Wilder, Kevonne - UNH	5	33	434	3	49	13.15	86.80
8	Evans, Dylan - Mercy	5	27	354	2	35	13.11	70.80
9	Davison, Rylan - Mercy	5	21	264	2	37	12.57	52.80
10	Kim, Zachary - STO	5	17	208	4	32	12.24	41.60

RECEPTION YARDS

#	Player	G	No.	Yds	TD	Long	Avg/c	Yds/g
1	Wilder, Kevonne - UNH	5	33	434	3	49	13.15	86.80
2	Isabella, Joey - DU	5	30	425	6	66	14.17	85.00
3	Tracey, Joshua - UNH	5	22	372	4	64	16.91	74.40
4	Evans, Dylan - Mercy	5	27	354	2	35	13.11	70.80
5	Davison, Rylan - Mercy	5	21	264	2	37	12.57	52.80
6	Pardo, David - CCSU	5	15	213	1	47	14.20	42.60
7	Kim, Zachary - STO	5	17	208	4	32	12.24	41.60
8	Maultsby, DJ - SF-PA	5	11	180	1	48	16.36	36.00
9	Nelson, Peyton - SF-PA	5	20	175	0	36	8.75	35.00
10	Lee, Thomas - RM	4	14	158	2	34	11.29	39.50



2025-26 NEC Football Extended Individual Statistics All games

Page 4/6
as of Sep 28, 2025

PUNTING (Minimum 3.6 Punts/Game, Games Played Pct. 75%)

#	Player	G	No.	Yds	Lg	I20	50+	TB	Avg.
1	Cirulli, Aidan - SF-PA	5	32	1396	61	8	6	1	43.63
2	Chenette, Logan - STO	5	24	1026	69	9	6	2	42.75
3	Brown, Joshua - WC	5	25	1041	60	7	1	0	41.64
4	Berarducci, Michael - DU	5	24	979	55	3	3	3	40.79
5	Lynch, Will - LIU	5	28	1138	58	9	2	0	40.64
6	Jenkins, Jayson - RM	4	22	881	54	7	3	2	40.05
7	Bernier, Colby - CCSU	5	18	696	48	10	0	1	38.67
8	Fragale, Joseph - UNH	5	25	874	51	5	1	1	34.96

NUMBER OF PUNTS

#	Player	G	No.	Yds	Lg	I20	50+	TB	Avg.
1	Cirulli, Aidan - SF-PA	5	32	1396	61	8	6	1	43.63
2	Lynch, Will - LIU	5	28	1138	58	9	2	0	40.64
3	Fragale, Joseph - UNH	5	25	874	51	5	1	1	34.96
4	Brown, Joshua - WC	5	25	1041	60	7	1	0	41.64
5	Berarducci, Michael - DU	5	24	979	55	3	3	3	40.79
6	Chenette, Logan - STO	5	24	1026	69	9	6	2	42.75
7	Jenkins, Jayson - RM	4	22	881	54	7	3	2	40.05
8	Bernier, Colby - CCSU	5	18	696	48	10	0	1	38.67
9	Bonini, Zack - CCSU	5	11	401	57	0	1	1	36.45
10	McGuire, Garrett - Mercy	5	11	422	44	0	0	3	38.36

YARDS PUNTED

#	Player	G	No.	Yds	Lg	I20	50+	TB	Avg.
1	Cirulli, Aidan - SF-PA	5	32	1396	61	8	6	1	43.63
2	Lynch, Will - LIU	5	28	1138	58	9	2	0	40.64
3	Brown, Joshua - WC	5	25	1041	60	7	1	0	41.64
4	Chenette, Logan - STO	5	24	1026	69	9	6	2	42.75
5	Berarducci, Michael - DU	5	24	979	55	3	3	3	40.79
6	Jenkins, Jayson - RM	4	22	881	54	7	3	2	40.05
7	Fragale, Joseph - UNH	5	25	874	51	5	1	1	34.96
8	Bernier, Colby - CCSU	5	18	696	48	10	0	1	38.67
9	McGuire, Garrett - Mercy	5	11	422	44	0	0	3	38.36
10	Bonini, Zack - CCSU	5	11	401	57	0	1	1	36.45

PAT KICKING PCT (Minimum Games Played Pct. 75%)

#	Player	G	Made	Att.	Pct.
1	Hennessey, Jack - CCSU	5	15	15	100.00
2	Liszner, Ryan - WC	4	2	2	100.00
3	Jenkins, Jayson - RM	4	8	8	100.00
4	Johnson, Will - LIU	4	1	1	100.00
5	Clark, Matt - DU	5	3	3	100.00
6	Quigley, Liam - UNH	5	11	12	91.67
7	Young, Max - Mercy	4	10	11	90.91
8	Scalese, Domenic - STO	5	8	9	88.89
9	Marcinko, Matt - DU	5	14	16	87.50
10	Plummer, Mac - SF-PA	5	4	5	80.00

PAT KICKING ATTEMPTS

#	Player	G	Made	Att.	Pct.
1	Marcinko, Matt - DU	5	14	16	87.50
2	Hennessey, Jack - CCSU	5	15	15	100.00
3	Quigley, Liam - UNH	5	11	12	91.67
4	Young, Max - Mercy	4	10	11	90.91
5	Scalese, Domenic - STO	5	8	9	88.89
6	Jenkins, Jayson - RM	4	8	8	100.00
7	Maiberg, Lance - LIU	3	7	7	100.00
8	Romero, Nicholas - WC	5	3	5	60.00
9	Plummer, Mac - SF-PA	5	4	5	80.00
10	Clark, Matt - DU	5	3	3	100.00

PATS KICKS MADE

#	Player	G	Made	Att.	Pct.
1	Hennessey, Jack - CCSU	5	15	15	100.00
2	Marcinko, Matt - DU	5	14	16	87.50
3	Quigley, Liam - UNH	5	11	12	91.67
4	Young, Max - Mercy	4	10	11	90.91
5	Scalese, Domenic - STO	5	8	9	88.89
6	Jenkins, Jayson - RM	4	8	8	100.00
7	Maiberg, Lance - LIU	3	7	7	100.00
8	Plummer, Mac - SF-PA	5	4	5	80.00
9	Romero, Nicholas - WC	5	3	5	60.00
10	Clark, Matt - DU	5	3	3	100.00

FIELD GOALS (Minimum Games Played Pct. 75%)

#	Player	G	Made	Att.	Long	Pct.	FG/G.
1	Hennessey, Jack - CCSU	5	5	6	35	83.33	1.00
2	Romero, Nicholas - WC	5	4	4	41	100.00	0.80
3	Scalese, Domenic - STO	5	3	3	34	100.00	0.60
4	Young, Max - Mercy	4	2	4	34	50.00	0.50
5	Jenkins, Jayson - RM	4	2	2	46	100.00	0.50
6	Plummer, Mac - SF-PA	5	2	3	25	66.67	0.40
7	Johnson, Will - LIU	4	1	1	31	100.00	0.25
8	Marcinko, Matt - DU	5	1	2	35	50.00	0.20
9	Quigley, Liam - UNH	5	1	2	38	50.00	0.20

FIELD GOAL PCT (Minimum Games Played Pct. 75%)

#	Player	G	Made	Att.	Long	Pct.
1	Romero, Nicholas - WC	5	4	4	41	100.00
2	Scalese, Domenic - STO	5	3	3	34	100.00
3	Johnson, Will - LIU	4	1	1	31	100.00
4	Jenkins, Jayson - RM	4	2	2	46	100.00
5	Hennessey, Jack - CCSU	5	5	6	35	83.33
6	Plummer, Mac - SF-PA	5	2	3	25	66.67
7	Young, Max - Mercy	4	2	4	34	50.00
8	Marcinko, Matt - DU	5	1	2	35	50.00
9	Quigley, Liam - UNH	5	1	2	38	50.00

FIELD GOALS ATTEMPTED

#	Player	G	Made	Att.	Long	Pct.
1	Hennessey, Jack - CCSU	5	5	6	35	83.33
2	Romero, Nicholas - WC	5	4	4	41	100.00
3	Young, Max - Mercy	4	2	4	34	50.00
4	Maiberg, Lance - LIU	3	0	3	0	0.00
5	Plummer, Mac - SF-PA	5	2	3	25	66.67
6	Scalese, Domenic - STO	5	3	3	34	100.00
7	Quigley, Liam - UNH	5	1	2	38	50.00
8	Marcinko, Matt - DU	5	1	2	35	50.00
9	Jenkins, Jayson - RM	4	2	2	46	100.00
10	Johnson, Will - LIU	4	1	1	31	100.00

FIELD GOALS MADE

#	Player	G	Made	Att.	Long	Pct.
1	Hennessey, Jack - CCSU	5	5	6	35	83.33
2	Romero, Nicholas - WC	5	4	4	41	100.00
3	Scalese, Domenic - STO	5	3	3	34	100.00
4	Jenkins, Jayson - RM	4	2	2	46	100.00
5	Plummer, Mac - SF-PA	5	2	3	25	66.67
6	Young, Max - Mercy	4	2	4	34	50.00
7	Marcinko, Matt - DU	5	1	2	35	50.00
8	Johnson, Will - LIU	4	1	1	31	100.00
9	Quigley, Liam - UNH	5	1	2	38	50.00



2025-26 NEC Football Extended Individual Statistics All games

Page 5/6
as of Sep 28, 2025

PUNT RETURN AVG (Minimum Games Played Pct. 75%)

#	Player	G	No.	Yds	TD	Long	Avg/g
1	Petras, Ryan - DU	5	1	13	0	13	13.00
2	Hall, Brayden - CCSU	5	11	135	0	28	12.27
3	Howard, Tahseen - RM	3	1	10	0	10	10.00

PUNT RETURNS (Minimum 1.2 Punt Returns/Game)

#	Player	G	No.	Yds	TD	Long	Avg/g
1	Hall, Brayden - CCSU	5	11	135	0	28	12.27
2	Isabella, Joey - DU	5	8	60	0	29	7.50
3	Washington, Jr., Torance - STO	5	6	42	0	15	7.00

PUNT RETURN YARDS

#	Player	G	No.	Yds	TD	Long	Avg/g
1	Hall, Brayden - CCSU	5	11	135	0	28	12.27
2	Isabella, Joey - DU	5	8	60	0	29	7.50
3	Washington, Jr., Torance - STO	5	6	42	0	15	7.00
4	Jones, Rocky - SF-PA	2	2	32	0	27	16.00
5	Glauduin, Isaac - UNH	5	3	26	0	17	8.67
6	Burrell, Derek - WC	4	4	26	0	22	6.50
7	Didio, Jr., Mark - UNH	5	3	23	0	14	7.67
8	Kerbacher, Joe - Mercy	5	3	20	0	10	6.67
9	Washington, Jr., Marshall - LIU	5	0	20	0	20	0.00
10	Jean, Christopher - CCSU	5	2	19	0	24	9.50

PUNT RETURN TDS

#	Player	G	No.	Yds	TD	Long	Avg/g
---	--------	---	-----	-----	----	------	-------

INTERCEPTIONS (Minimum Games Played Pct. 75%)

#	Player	G	No.	Yds	TD	Long	Avg/g
1	Jean, Christopher - CCSU	5	3	-3	0	0	0.60
2	Djimbou, Sidoine - STO	4	2	18	0	18	0.50
3	Odoemenem, Jabari - DU	5	2	4	0	4	0.40
4	Howard, Tahseen - RM	3	1	29	0	29	0.33
5	Petite, Israel - RM	4	1	0	0	0	0.25
6	Mitchell, Stylz - CCSU	4	1	27	0	27	0.25
7	Joyner, Craig - SF-PA	4	1	6	0	6	0.25
8	Thompson, Chris - Mercy	4	1	0	0	0	0.25
9	Watkins, Trey - LIU	5	1	30	0	30	0.20
10	Lampley, Akil - WC	5	1	9	0	9	0.20

INTERCEPTION RET YARDS

#	Player	G	No.	Yds	TD	Long	Yds/i
1	Morris, Avery - DU	5	1	34	1	34	34.00
2	Watkins, Trey - LIU	5	1	30	0	30	30.00
3	Vincent, Braylon - LIU	5	1	29	0	29	29.00
4	Howard, Tahseen - RM	3	1	29	0	29	29.00
5	Mitchell, Stylz - CCSU	4	1	27	0	27	27.00
6	Harris, Jeremiah - SF-PA	5	1	22	0	22	22.00
7	Djimbou, Sidoine - STO	4	2	18	0	18	9.00
8	Washington, Jr., Marshall - LIU	5	1	15	0	15	15.00
9	Davila, Spencer - STO	5	1	13	0	13	13.00
10	Anderson, Devon - CCSU	5	1	10	0	10	10.00

KICK RETURN AVG (Minimum Games Played Pct. 75%)

#	Player	G	No.	Yds	TD	Long	Avg/g
1	Askew, Jonny - Mercy	4	1	43	0	25	43.00
2	Jones, T.J. - DU	5	2	68	0	47	34.00
3	Ransom, Richard - RM	4	1	33	0	33	33.00

KICK RETURNS (Minimum 1.2 Total Kick Returns/Game)

#	Player	G	No.	Yds	TD	Long	Avg/g
1	Woods, Jason - Mercy	4	11	202	0	35	18.36
2	Tracey, Joshua - UNH	5	10	194	0	31	19.40
3	Turner, Jadon - CCSU	5	10	280	0	38	28.00
4	Perryman, Jahmil - SF-PA	5	10	161	0	35	16.10
5	McGraw, Owen - RM	3	8	198	0	49	24.75
6	Washington, Jr., Torance - STO	5	6	194	0	71	32.33
7	Glauduin, Isaac - UNH	5	6	89	0	18	14.83
8	Davis, Chaz - Mercy	2	4	33	0	18	8.25

KICK RETURN YARDS

#	Player	G	No.	Yds	TD	Long	Avg/g
1	Turner, Jadon - CCSU	5	10	280	0	38	28.00
2	Woods, Jason - Mercy	4	11	202	0	35	18.36
3	McGraw, Owen - RM	3	8	198	0	49	24.75
4	Washington, Jr., Torance - STO	5	6	194	0	71	32.33
5	Tracey, Joshua - UNH	5	10	194	0	31	19.40
6	Perryman, Jahmil - SF-PA	5	10	161	0	35	16.10
7	Ingram, Kam - LIU	5	5	116	0	29	23.20
8	Glauduin, Isaac - UNH	5	6	89	0	18	14.83
9	Turner, Alijah - STO	5	4	85	0	33	21.25
10	Jones, T.J. - DU	5	2	68	0	47	34.00

KICK RETURN TDS

#	Player	G	No.	Yds	TD	Long	Avg/g
---	--------	---	-----	-----	----	------	-------

INTERCEPTION RETURNS

#	Player	G	No.	Yds	TD	Long	Yds/i
1	Jean, Christopher - CCSU	5	3	-3	0	0	-1.00
2	Odoemenem, Jabari - DU	5	2	4	0	4	2.00
3	Djimbou, Sidoine - STO	4	2	18	0	18	9.00
4	Carter, Cedric - Mercy	5	1	0	0	0	0.00
5	Lampley, Akil - WC	5	1	9	0	9	9.00
6	Watkins, Trey - LIU	5	1	30	0	30	30.00
7	Brown, Jayden - WC	5	1	0	0	0	0.00
8	Howard, Tahseen - RM	3	1	29	0	29	29.00
9	Anderson, Devon - CCSU	5	1	10	0	10	10.00
10	Jakubauskas, Luke - WC	5	1	9	0	9	9.00

INTERCEPTION RETURN TDS

#	Player	G	No.	Yds	TD	Long	Yds/i
1	Morris, Avery - DU	5	1	34	1	34	34.00



2025-26 NEC Football
Extended Individual Statistics
All games

Page 6/6
as of Sep 28, 2025

TACKLES (All positions) (Minimum Games Played Pct. 75%)

#	Player	G	Pos	Solo	Ast	Total	Avg/g
1	Calgaro, Geno - SF-PA	5	LB	24	30	54	10.80
2	Williams, Brodie - UNH	5	DB	20	23	43	8.60
3	McDonnell, Patrick - RM	4	LB	21	12	33	8.25
4	Stoll, Jack - CCSU	5	LB	20	18	38	7.60
5	Fasolino, Rafael - LIU	5	LB	25	13	38	7.60
6	Battaglia, Charles - STO	5	LB	17	16	33	6.60
7	Mackey, Anthony - Mercy	4	DB	12	14	26	6.50
8	Patterson, Jakari - RM	4	DL	15	11	26	6.50
9	Douglas, Colin - SF-PA	5	DB	21	11	32	6.40
10	Jean, Christopher - CCSU	5	DB	26	5	31	6.20
11	Lampley, Akil - WC	5	LB	17	14	31	6.20
12	Ragland, Sir Hezekiah - UNH	5	LB	15	15	30	6.00
13	Conwell, Sebastian - UNH	5	LB	16	14	30	6.00
14	Robinson, Jr., Mitchell - RM	4	LB	9	15	24	6.00
15	Leavell, Jeff - Mercy	5	LB	15	15	30	6.00
16	Martin, Sam - WC	5	S	22	8	30	6.00
17	Council, Kendric - SF-PA	5	LB	15	15	30	6.00
18	Betts, Zachary - SF-PA	5	LB	19	10	29	5.80
19	Wright, Malachi - CCSU	4	LB	13	8	21	5.25
20	Odoemenem, Jabari - DU	5	LB	16	10	26	5.20
21	Bell, Jalen - LIU	5	DB	13	12	25	5.00
22	Busa, Anthony - STO	5	DB	11	13	24	4.80
23	Williams, Christopher - STO	5	LB	11	13	24	4.80
24	Cole, Ethon - DU	5	DB	13	11	24	4.80
25	Gardner, Jr., Scoop - LIU	5	DT	10	14	24	4.80
26	Hansford, Myles - UNH	5	DB	16	8	24	4.80
27	Itote, Armani - WC	4	LB	13	6	19	4.75
28	Harper, Dallas - DU	5	DB	19	4	23	4.60
29	Johnson, Jordan - WC	5	LB	16	7	23	4.60
30	Kirton, Dre - UNH	5	DB	11	11	22	4.40
31	Kelley, Luke - UNH	5	DE	12	10	22	4.40
32	Watkins, Trey - LIU	5	DB	14	8	22	4.40
33	Cloutier, JC - Mercy	5	S	13	9	22	4.40
34	Godwin, Liam - UNH	5	DB	16	6	22	4.40
35	Mosley III, Richard - STO	5	DB	17	5	22	4.40
36	Petite, Israel - RM	4	CB	12	5	17	4.25
37	Mitchell, Navon - CCSU	5	DB	16	5	21	4.20
38	Lewis, Omari - LIU	5	DB	16	5	21	4.20
39	Wright, Travell - Mercy	5	LB	10	11	21	4.20
40	Reynolds, Nikkem - UNH	5	DB	15	6	21	4.20
41	Mass, Faisal - STO	5	DL	13	7	20	4.00
42	Beckwith, Braylon - Mercy	5	DB	7	13	20	4.00
43	Mitchell, Stylz - CCSU	4	DB	11	5	16	4.00
44	Staton, Jacob - CCSU	5	LB	15	4	19	3.80
45	Cook, Kahmari - SF-PA	5	LB	10	9	19	3.80
46	Woods, Trey - RM	4	LB	7	8	15	3.75
47	Jackson, Eric - CCSU	4	DB	8	7	15	3.75
48	Bannon, Tyler - STO	5	LB	11	7	18	3.60
49	Williams, Corey - SF-PA	5	DB	10	8	18	3.60
50	Jones, Caleb - DU	5	DB	5	13	18	3.60

SACKS (Minimum Games Played Pct. 75%)

#	Player	G	Pos	Solo	Ast	Total	Avg/g
1	Betts, Zachary - SF-PA	5	LB	2	2	3	0.60
2	Kelley, Luke - UNH	5	DE	2	2	3	0.60
3	Darkah, Reggie - CCSU	5	DE	2	1	2.5	0.50
4	Itote, Armani - WC	4	LB	2	0	2	0.50
5	Appolon, Ethan - WC	5	DL	2	0	2	0.40
6	Johnson, Naquan - LIU	5	DL	2	0	2	0.40
7	Battaglia, Charles - STO	5	LB	2	0	2	0.40
8	Robinson, Jr., Mitchell - RM	4	LB	1	1	1.5	0.38
9	Johnson, Ameer - RM	4	DL	1	1	1.5	0.38
10	Riggins, Jerry - RM	4	LB	1	1	1.5	0.38

TACKLES FOR LOSS (Minimum 1.25 Total Tackles For Loss/Game, Games Played Pct. 75%)

#	Player	G	Pos	Solo	Ast	Total	Avg/g
1	Stoll, Jack - CCSU	5	LB	3	7	6.5	1.30
2	Okoye, Ike - SF-PA	4	LB	4	2	5	1.25

FUMBLES FORCED (Minimum Games Played Pct. 75%)

#	Player	G	No.	Avg/g
1	Patterson, Jakari - RM	4	2	0.50
2	Douglas, Colin - SF-PA	5	2	0.40
3	Johnson, Naquan - LIU	5	2	0.40
4	Mitchell, Navon - CCSU	5	2	0.40
5	Appolon, Ethan - WC	5	2	0.40
6	Hiscock, Eli - WC	4	1	0.25
7	Brown, Kezni - LIU	4	1	0.25
8	Carabatsakis, Nathan - RM	4	1	0.25
9	Robinson, Jr., Mitchell - RM	4	1	0.25
10	Styles, Xavier - RM	4	1	0.25

FUMBLES RECOVERED (Minimum Games Played Pct. 75%)

#	Player	G	No.	Avg/g
1	Mosley III, Richard - STO	5	2	0.40
2	Robinson II, Eldrick - RM	3	1	0.33
3	Roach, Noel - RM	3	1	0.33
4	McDonnell, Patrick - RM	4	1	0.25
5	Lewis, Jaylin - LIU	4	1	0.25
6	Massay, Jared - CCSU	4	1	0.25
7	Styles, Xavier - RM	4	1	0.25
8	Janeda, Brock - DU	5	1	0.20
9	Lampley, Akil - WC	5	1	0.20
10	Jean, Christopher - CCSU	5	1	0.20

PASSES DEFENDED (Minimum Games Played Pct. 75%)

#	Player	G	Brup	Int.	Total	Avg/g
1	Jean, Christopher - CCSU	5	7	3	10	2.00
2	Mitchell, Stylz - CCSU	4	6	1	7	1.75
3	Kirton, Dre - UNH	5	6	1	7	1.40
4	Busa, Anthony - STO	5	6	1	7	1.40
5	Dickerson, Robert - RM	4	4	0	4	1.00
6	Cerisier, DJ - DU	4	4	0	4	1.00
7	Odoemenem, Jabari - DU	5	3	2	5	1.00
8	Djimbou, Sidoine - STO	4	2	2	4	1.00
9	Mosley III, Richard - STO	5	3	1	4	0.80
10	Lampley, Akil - WC	5	3	1	4	0.80



**2025-26 NEC Football
Extended Team Leaders
All games**

Page 1/12
as of Sep 28, 2025

SCORING OFFENSE

Team	G	TD	FG	XPT	2XP	DXP	Saf	Pts	Avg/G
Duquesne	5	19	1	17	0	1	0	136	27.2
Central Conn. St.	5	15	5	15	0	0	0	120	24
New Haven	5	15	1	12	0	0	0	105	21
Mercyhurst	5	13	2	10	2	0	0	98	19.6
Robert Morris	4	8	2	8	0	0	0	62	15.5
Stonehill	5	10	3	8	0	0	0	77	15.4
Wagner	5	8	4	5	0	0	0	65	13
LIU	5	8	1	8	0	0	0	59	11.8
Saint Francis	5	6	2	4	0	0	0	46	9.2

TOTAL DEFENSE

Team	G	Rush	Pass	Plays	Yards	Avg/P	TD	Avg/G
Stonehill	5	900	739	301	1639	5.45	10	327.8
LIU	5	766	988	325	1754	5.4	17	350.8
Mercyhurst	5	942	937	297	1879	6.33	20	375.8
Central Conn. St.	5	687	1199	329	1886	5.73	14	377.2
Duquesne	5	761	1166	311	1927	6.2	22	385.4
Saint Francis	5	1289	709	360	1998	5.55	24	399.6
Wagner	5	975	1078	345	2053	5.95	19	410.6
Robert Morris	4	977	807	253	1784	7.05	18	446
New Haven	5	1022	1253	353	2275	6.44	21	455

SCORING DEFENSE

Team	G	TD	FG	XPT	2XP	DXP	Saf	Pts	Avg/G
Stonehill	5	11	4	11	0	0	1	91	18.2
Central Conn. St.	5	15	6	14	1	0	0	124	24.8
LIU	5	18	5	17	0	0	0	140	28
Mercyhurst	5	20	5	20	0	0	0	155	31
Wagner	5	22	2	18	2	0	0	160	32
Robert Morris	4	18	2	18	0	0	0	132	33
New Haven	5	23	2	22	0	1	0	168	33.6
Saint Francis	5	24	4	16	1	0	0	174	34.8
Duquesne	5	24	5	20	0	0	0	179	35.8

TOTAL OFFENSE PLAYS

Team	G	Rush	Pass	Plays	Yards	Avg/P	TD	Avg/G
Wagner	5	750	507	328	1257	3.83	7	251.4
Mercyhurst	5	517	1288	327	1805	5.52	13	361
Central Conn. St.	5	517	966	314	1483	4.72	15	296.6
New Haven	5	439	1251	310	1690	5.45	15	338
Stonehill	5	355	945	306	1300	4.25	9	260
Duquesne	5	792	947	301	1739	5.78	18	347.8
Saint Francis	5	299	972	281	1271	4.52	6	254.2
LIU	5	759	559	276	1318	4.78	7	263.6
Robert Morris	4	484	460	227	944	4.16	8	236

TOUCHDOWNS SCORED

Team	G	TD	FG	XPT	2XP	DXP	Saf	Pts	Avg/G
Duquesne	5	19	1	17	0	1	0	136	27.2
New Haven	5	15	1	12	0	0	0	105	21
Central Conn. St.	5	15	5	15	0	0	0	120	24
Mercyhurst	5	13	2	10	2	0	0	98	19.6
Stonehill	5	10	3	8	0	0	0	77	15.4
Wagner	5	8	4	5	0	0	0	65	13
Robert Morris	4	8	2	8	0	0	0	62	15.5
LIU	5	8	1	8	0	0	0	59	11.8
Saint Francis	5	6	2	4	0	0	0	46	9.2

TOTAL OFFENSE YARDS

Team	G	Rush	Pass	Plays	Yards	Avg/P	TD	Avg/G
Mercyhurst	5	517	1288	327	1805	5.52	13	361
Duquesne	5	792	947	301	1739	5.78	18	347.8
New Haven	5	439	1251	310	1690	5.45	15	338
Central Conn. St.	5	517	966	314	1483	4.72	15	296.6
LIU	5	759	559	276	1318	4.78	7	263.6
Stonehill	5	355	945	306	1300	4.25	9	260
Saint Francis	5	299	972	281	1271	4.52	6	254.2
Wagner	5	750	507	328	1257	3.83	7	251.4
Robert Morris	4	484	460	227	944	4.16	8	236

PTS SCORED KICKING

Team	G	TD	FG	XPT	2XP	DXP	Saf	Pts	Avg/G
Duquesne	5	19	1	17	0	1	0	136	27.2
Central Conn. St.	5	15	5	15	0	0	0	120	24
New Haven	5	15	1	12	0	0	0	105	21
Mercyhurst	5	13	2	10	2	0	0	98	19.6
Stonehill	5	10	3	8	0	0	0	77	15.4
Wagner	5	8	4	5	0	0	0	65	13
Robert Morris	4	8	2	8	0	0	0	62	15.5
LIU	5	8	1	8	0	0	0	59	11.8
Saint Francis	5	6	2	4	0	0	0	46	9.2

TOTAL OFF. AVG/PLAY

Team	G	Rush	Pass	Plays	Yards	Avg/P	TD	Avg/G
Duquesne	5	792	947	301	1739	5.78	18	347.8
Mercyhurst	5	517	1288	327	1805	5.52	13	361
New Haven	5	439	1251	310	1690	5.45	15	338
LIU	5	759	559	276	1318	4.78	7	263.6
Central Conn. St.	5	517	966	314	1483	4.72	15	296.6
Saint Francis	5	299	972	281	1271	4.52	6	254.2
Stonehill	5	355	945	306	1300	4.25	9	260
Robert Morris	4	484	460	227	944	4.16	8	236
Wagner	5	750	507	328	1257	3.83	7	251.4



2025-26 NEC Football
Extended Team Leaders
All games

Page 2/12
as of Sep 28, 2025

TOTAL OFFENSE

Team	G	Rush	Pass	Plays	Yards	Avg/P	TD	Avg/G
Mercyhurst	5	517	1288	327	1805	5.52	13	361
Duquesne	5	792	947	301	1739	5.78	18	347.8
New Haven	5	439	1251	310	1690	5.45	15	338
Central Conn. St.	5	517	966	314	1483	4.72	15	296.6
LIU	5	759	559	276	1318	4.78	7	263.6
Stonehill	5	355	945	306	1300	4.25	9	260
Saint Francis	5	299	972	281	1271	4.52	6	254.2
Wagner	5	750	507	328	1257	3.83	7	251.4
Robert Morris	4	484	460	227	944	4.16	8	236

TOTAL OFFENSE TDS

Team	G	Rush	Pass	Plays	Yards	Avg/P	TD	Avg/G
Duquesne	5	792	947	301	1739	5.78	18	347.8
New Haven	5	439	1251	310	1690	5.45	15	338
Central Conn. St.	5	517	966	314	1483	4.72	15	296.6
Mercyhurst	5	517	1288	327	1805	5.52	13	361
Stonehill	5	355	945	306	1300	4.25	9	260
Robert Morris	4	484	460	227	944	4.16	8	236
Wagner	5	750	507	328	1257	3.83	7	251.4
LIU	5	759	559	276	1318	4.78	7	263.6
Saint Francis	5	299	972	281	1271	4.52	6	254.2

RUSHING OFFENSE

Team	G	Att	Yards	Avg/A	Long	TD	Avg/G
Duquesne	5	169	792	4.69	74	7	158.4
LIU	5	179	759	4.24	75	7	151.8
Wagner	5	216	750	3.47	38	4	150
Robert Morris	4	142	484	3.41	35	4	121
Mercyhurst	5	144	517	3.59	41	6	103.4
Central Conn. St.	5	172	517	3.01	99	8	103.4
New Haven	5	116	439	3.78	51	3	87.8
Stonehill	5	161	355	2.2	14	1	71
Saint Francis	5	124	299	2.41	19	4	59.8

RUSHING TDS

Team	G	Att	Yards	Avg/A	Long	TD	Avg/G
Central Conn. St.	5	172	517	3.01	99	8	103.4
LIU	5	179	759	4.24	75	7	151.8
Duquesne	5	169	792	4.69	74	7	158.4
Mercyhurst	5	144	517	3.59	41	6	103.4
Wagner	5	216	750	3.47	38	4	150
Saint Francis	5	124	299	2.41	19	4	59.8
Robert Morris	4	142	484	3.41	35	4	121
New Haven	5	116	439	3.78	51	3	87.8
Stonehill	5	161	355	2.2	14	1	71

RUSHING DEFENSE

Team	G	Att	Yards	Avg/A	Long	TD	Avg/G
Central Conn. St.	5	171	687	4.02	73	8	137.4
Duquesne	5	148	761	5.14	53	8	152.2
LIU	5	190	766	4.03	40	7	153.2
Stonehill	5	180	900	5	78	9	180
Mercyhurst	5	174	942	5.41	45	14	188.4
Wagner	5	192	975	5.08	67	8	195
New Haven	5	183	1022	5.58	59	12	204.4
Robert Morris	4	151	977	6.47	78	13	244.25
Saint Francis	5	232	1289	5.56	90	18	257.8

PASS EFFICIENCY

Team	G	Comp-Att-Int	Pct.	Yds	Avg/G	TD	Effic
Duquesne	5	80 - 132 - 3	60.61	947	189.40	11	143.82
Stonehill	5	102 - 145 - 3	70.34	945	189.00	8	139.16
Mercyhurst	5	122 - 183 - 8	66.67	1288	257.60	7	129.67
New Haven	5	115 - 194 - 6	59.28	1251	250.20	12	127.67
Central Conn. St.	5	79 - 142 - 1	55.63	966	193.20	7	127.64
Saint Francis	5	100 - 157 - 6	63.69	972	194.40	2	112.26
Robert Morris	4	41 - 85 - 0	48.24	460	115.00	4	109.22
Wagner	5	66 - 112 - 10	58.93	507	101.40	3	87.94
LIU	5	44 - 97 - 4	45.36	559	111.80	0	85.52

YARDS PER RUSH

Team	G	Att	Yards	Avg/A	Long	TD	Avg/G
Duquesne	5	169	792	4.69	74	7	158.4
LIU	5	179	759	4.24	75	7	151.8
New Haven	5	116	439	3.78	51	3	87.8
Mercyhurst	5	144	517	3.59	41	6	103.4
Wagner	5	216	750	3.47	38	4	150
Robert Morris	4	142	484	3.41	35	4	121
Central Conn. St.	5	172	517	3.01	99	8	103.4
Saint Francis	5	124	299	2.41	19	4	59.8
Stonehill	5	161	355	2.2	14	1	71

PASS DEFENSE EFFIC.

Team	G	Comp-Att-Int	Pct.	Yds	Avg/G	TD	Effic
Stonehill	5	66 - 121 - 5	54.55	739	147.80	1	100.31
Saint Francis	5	64 - 128 - 4	50.00	709	141.80	6	105.75
Central Conn. St.	5	94 - 158 - 5	59.49	1199	239.80	6	129.44
Wagner	5	86 - 153 - 3	56.21	1078	215.60	11	135.20
New Haven	5	104 - 170 - 4	61.18	1253	250.60	9	135.85
Mercyhurst	5	76 - 123 - 2	61.79	937	187.40	6	138.62
Duquesne	5	98 - 163 - 4	60.12	1166	233.20	14	143.65
Robert Morris	4	71 - 102 - 2	69.61	807	201.75	5	148.32
LIU	5	93 - 135 - 4	68.89	988	197.60	10	148.88



**2025-26 NEC Football
Extended Team Leaders
All games**

Page 3/12
as of Sep 28, 2025

RUSH ATTEMPTS

Team	G	Att	Yards	Avg/A	Long	TD	Avg/G
Wagner	5	216	750	3.47	38	4	150
LIU	5	179	759	4.24	75	7	151.8
Central Conn. St.	5	172	517	3.01	99	8	103.4
Duquesne	5	169	792	4.69	74	7	158.4
Stonehill	5	161	355	2.2	14	1	71
Mercyhurst	5	144	517	3.59	41	6	103.4
Robert Morris	4	142	484	3.41	35	4	121
Saint Francis	5	124	299	2.41	19	4	59.8
New Haven	5	116	439	3.78	51	3	87.8

RUSH YARDS

Team	G	Att	Yards	Avg/A	Long	TD	Avg/G
Duquesne	5	169	792	4.69	74	7	158.4
LIU	5	179	759	4.24	75	7	151.8
Wagner	5	216	750	3.47	38	4	150
Mercyhurst	5	144	517	3.59	41	6	103.4
Central Conn. St.	5	172	517	3.01	99	8	103.4
Robert Morris	4	142	484	3.41	35	4	121
New Haven	5	116	439	3.78	51	3	87.8
Stonehill	5	161	355	2.2	14	1	71
Saint Francis	5	124	299	2.41	19	4	59.8



**2025-26 NEC Football
Extended Team Leaders
All games**

Page 4/12
as of Sep 28, 2025

PASS OFFENSE

Team	G	Comp-Att-Int	Pct.	Yds	Avg/A	TD	Avg/G
Mercyhurst	5	122 - 183 - 8	66.67	1288	7.04	7	257.60
New Haven	5	115 - 194 - 6	59.28	1251	6.45	12	250.20
Saint Francis	5	100 - 157 - 6	63.69	972	6.19	2	194.40
Central Conn. St.	5	79 - 142 - 1	55.63	966	6.80	7	193.20
Duquesne	5	80 - 132 - 3	60.61	947	7.17	11	189.40
Stonehill	5	102 - 145 - 3	70.34	945	6.52	8	189.00
Robert Morris	4	41 - 85 - 0	48.24	460	5.41	4	115.00
LIU	5	44 - 97 - 4	45.36	559	5.76	0	111.80
Wagner	5	66 - 112 - 10	58.93	507	4.53	3	101.40

PASS COMP. PCT

Team	G	Comp-Att-Int	Pct.	Yds	Avg/A	TD	Avg/G
Stonehill	5	102 - 145 - 3	70.34	945	6.52	8	189.00
Mercyhurst	5	122 - 183 - 8	66.67	1288	7.04	7	257.60
Saint Francis	5	100 - 157 - 6	63.69	972	6.19	2	194.40
Duquesne	5	80 - 132 - 3	60.61	947	7.17	11	189.40
New Haven	5	115 - 194 - 6	59.28	1251	6.45	12	250.20
Wagner	5	66 - 112 - 10	58.93	507	4.53	3	101.40
Central Conn. St.	5	79 - 142 - 1	55.63	966	6.80	7	193.20
Robert Morris	4	41 - 85 - 0	48.24	460	5.41	4	115.00
LIU	5	44 - 97 - 4	45.36	559	5.76	0	111.80

PASS DEFENSE

Team	G	Comp-Att-Int	Pct.	Yds	Avg/A	TD	Avg/G
Saint Francis	5	64 - 128 - 4	50.00	709	5.54	6	141.80
Stonehill	5	66 - 121 - 5	54.55	739	6.11	1	147.80
Mercyhurst	5	76 - 123 - 2	61.79	937	7.62	6	187.40
LIU	5	93 - 135 - 4	68.89	988	7.32	10	197.60
Robert Morris	4	71 - 102 - 2	69.61	807	7.91	5	201.75
Wagner	5	86 - 153 - 3	56.21	1078	7.05	11	215.60
Duquesne	5	98 - 163 - 4	60.12	1166	7.15	14	233.20
Central Conn. St.	5	94 - 158 - 5	59.49	1199	7.59	6	239.80
New Haven	5	104 - 170 - 4	61.18	1253	7.37	9	250.60

PASS YDS/COMP.

Team	G	Comp-Att-Int	Pct.	Yds	Avg/A	TD	Avg/G
Duquesne	5	80 - 132 - 3	60.61	947	7.17	11	189.40
Stonehill	5	102 - 145 - 3	70.34	945	6.52	8	189.00
Mercyhurst	5	122 - 183 - 8	66.67	1288	7.04	7	257.60
New Haven	5	115 - 194 - 6	59.28	1251	6.45	12	250.20
Central Conn. St.	5	79 - 142 - 1	55.63	966	6.80	7	193.20
Saint Francis	5	100 - 157 - 6	63.69	972	6.19	2	194.40
Robert Morris	4	41 - 85 - 0	48.24	460	5.41	4	115.00
Wagner	5	66 - 112 - 10	58.93	507	4.53	3	101.40
LIU	5	44 - 97 - 4	45.36	559	5.76	0	111.80

PASS ATTEMPTS

Team	G	Comp-Att-Int	Pct.	Yds	Avg/A	TD	Avg/G
New Haven	5	115 - 194 - 6	59.28	1251	6.45	12	250.20
Mercyhurst	5	122 - 183 - 8	66.67	1288	7.04	7	257.60
Saint Francis	5	100 - 157 - 6	63.69	972	6.19	2	194.40
Stonehill	5	102 - 145 - 3	70.34	945	6.52	8	189.00
Central Conn. St.	5	79 - 142 - 1	55.63	966	6.80	7	193.20
Duquesne	5	80 - 132 - 3	60.61	947	7.17	11	189.40
Wagner	5	66 - 112 - 10	58.93	507	4.53	3	101.40
LIU	5	44 - 97 - 4	45.36	559	5.76	0	111.80
Robert Morris	4	41 - 85 - 0	48.24	460	5.41	4	115.00

PASS YDS/ATT.

Team	G	Comp-Att-Int	Pct.	Yds	Avg/A	TD	Avg/G
Duquesne	5	80 - 132 - 3	60.61	947	7.17	11	189.40
Central Conn. St.	5	79 - 142 - 1	55.63	966	6.80	7	193.20
Mercyhurst	5	122 - 183 - 8	66.67	1288	7.04	7	257.60
Stonehill	5	102 - 145 - 3	70.34	945	6.52	8	189.00
New Haven	5	115 - 194 - 6	59.28	1251	6.45	12	250.20
Saint Francis	5	100 - 157 - 6	63.69	972	6.19	2	194.40
LIU	5	44 - 97 - 4	45.36	559	5.76	0	111.80
Robert Morris	4	41 - 85 - 0	48.24	460	5.41	4	115.00
Wagner	5	66 - 112 - 10	58.93	507	4.53	3	101.40

PASS COMPLETIONS

Team	G	Comp-Att-Int	Pct.	Yds	Avg/A	TD	Avg/G
Mercyhurst	5	122 - 183 - 8	66.67	1288	7.04	7	257.60
New Haven	5	115 - 194 - 6	59.28	1251	6.45	12	250.20
Stonehill	5	102 - 145 - 3	70.34	945	6.52	8	189.00
Saint Francis	5	100 - 157 - 6	63.69	972	6.19	2	194.40
Duquesne	5	80 - 132 - 3	60.61	947	7.17	11	189.40
Central Conn. St.	5	79 - 142 - 1	55.63	966	6.80	7	193.20
Wagner	5	66 - 112 - 10	58.93	507	4.53	3	101.40
LIU	5	44 - 97 - 4	45.36	559	5.76	0	111.80
Robert Morris	4	41 - 85 - 0	48.24	460	5.41	4	115.00

PASS INTERCEPTIONS

Team	G	Comp-Att-Int	Pct.	Yds	Avg/A	TD	Avg/G
Robert Morris	4	41 - 85 - 0	48.24	460	5.41	4	115.00
Central Conn. St.	5	79 - 142 - 1	55.63	966	6.80	7	193.20
Stonehill	5	102 - 145 - 3	70.34	945	6.52	8	189.00
Duquesne	5	80 - 132 - 3	60.61	947	7.17	11	189.40
LIU	5	44 - 97 - 4	45.36	559	5.76	0	111.80
Saint Francis	5	100 - 157 - 6	63.69	972	6.19	2	194.40
New Haven	5	115 - 194 - 6	59.28	1251	6.45	12	250.20
Mercyhurst	5	122 - 183 - 8	66.67	1288	7.04	7	257.60
Wagner	5	66 - 112 - 10	58.93	507	4.53	3	101.40



**2025-26 NEC Football
Extended Team Leaders
All games**

Page 5/12
as of Sep 28, 2025

PASS YARDS

Team	G	Comp-Att-Int	Pct.	Yds	Avg/A	TD	Avg/G
Mercyhurst	5	122 - 183 - 8	66.67	1288	7.04	7	257.60
New Haven	5	115 - 194 - 6	59.28	1251	6.45	12	250.20
Saint Francis	5	100 - 157 - 6	63.69	972	6.19	2	194.40
Central Conn. St.	5	79 - 142 - 1	55.63	966	6.80	7	193.20
Duquesne	5	80 - 132 - 3	60.61	947	7.17	11	189.40
Stonehill	5	102 - 145 - 3	70.34	945	6.52	8	189.00
LIU	5	44 - 97 - 4	45.36	559	5.76	0	111.80
Wagner	5	66 - 112 - 10	58.93	507	4.53	3	101.40
Robert Morris	4	41 - 85 - 0	48.24	460	5.41	4	115.00

PASSING TDS

Team	G	Comp-Att-Int	Pct.	Yds	Avg/A	TD	Avg/G
New Haven	5	115 - 194 - 6	59.28	1251	6.45	12	250.20
Duquesne	5	80 - 132 - 3	60.61	947	7.17	11	189.40
Stonehill	5	102 - 145 - 3	70.34	945	6.52	8	189.00
Mercyhurst	5	122 - 183 - 8	66.67	1288	7.04	7	257.60
Central Conn. St.	5	79 - 142 - 1	55.63	966	6.80	7	193.20
Robert Morris	4	41 - 85 - 0	48.24	460	5.41	4	115.00
Wagner	5	66 - 112 - 10	58.93	507	4.53	3	101.40
Saint Francis	5	100 - 157 - 6	63.69	972	6.19	2	194.40
LIU	5	44 - 97 - 4	45.36	559	5.76	0	111.80

FIELD GOALS

Team	G	Made	Att	Pct
Wagner	5	4	4	100
Stonehill	5	3	3	100
Robert Morris	4	2	2	100
Central Conn. St.	5	5	6	83.33
Saint Francis	5	2	3	66.67
New Haven	5	1	2	50
Mercyhurst	5	2	4	50
Duquesne	5	1	2	50
LIU	5	1	4	25

PATS KICKS MADE

Team	G	Made	Att	Pct
Duquesne	5	17	19	89.47
Central Conn. St.	5	15	15	100
New Haven	5	12	13	92.31
Mercyhurst	5	10	11	90.91
Stonehill	5	8	9	88.89
Robert Morris	4	8	8	100
LIU	5	8	8	100
Wagner	5	5	7	71.43
Saint Francis	5	4	5	80

FIELD GOALS ATTEMPTED

Team	G	Made	Att	Pct
Central Conn. St.	5	5	6	83.33
Wagner	5	4	4	100
Mercyhurst	5	2	4	50
LIU	5	1	4	25
Stonehill	5	3	3	100
Saint Francis	5	2	3	66.67
Robert Morris	4	2	2	100
New Haven	5	1	2	50
Duquesne	5	1	2	50

NET YARDS PER PUNT

Team	G	No.	Yards	Avg/P	Ret.	Avg/R	TB	Net/P
LIU	5	28	1138	40.64	73	9.13	0	38.04
Stonehill	5	25	1063	42.52	81	11.57	2	37.68
Wagner	5	33	1402	42.48	173	14.42	1	36.64
Robert Morris	4	22	881	40.05	61	8.71	2	35.45
Saint Francis	5	33	1396	42.30	237	12.47	1	34.52
New Haven	5	25	874	34.96	11	2.20	1	33.72
Duquesne	5	32	1280	40.00	187	12.47	3	32.28
Central Conn. St.	5	32	1147	35.84	90	6.00	2	31.78
Mercyhurst	5	11	422	38.36	16	4.00	3	31.45

FIELD GOALS MADE

Team	G	Made	Att	Pct
Central Conn. St.	5	5	6	83.33
Wagner	5	4	4	100
Stonehill	5	3	3	100
Saint Francis	5	2	3	66.67
Robert Morris	4	2	2	100
Mercyhurst	5	2	4	50
New Haven	5	1	2	50
LIU	5	1	4	25
Duquesne	5	1	2	50

AVG YARDS PER PUNT

Team	G	No.	Yards	Avg/P	Ret.	Avg/R	TB	Net/P
Wagner	5	33	1402	42.48	173	14.42	1	36.64
Saint Francis	5	33	1396	42.30	237	12.47	1	34.52
Duquesne	5	32	1280	40.00	187	12.47	3	32.28
Central Conn. St.	5	32	1147	35.84	90	6.00	2	31.78
LIU	5	28	1138	40.64	73	9.13	0	38.04
Stonehill	5	25	1063	42.52	81	11.57	2	37.68
New Haven	5	25	874	34.96	11	2.20	1	33.72
Robert Morris	4	22	881	40.05	61	8.71	2	35.45
Mercyhurst	5	11	422	38.36	16	4.00	3	31.45



**2025-26 NEC Football
Extended Team Leaders
All games**

Page 6/12
as of Sep 28, 2025

PAT KICKING

Team	G	Made	Att	Pct
Robert Morris	4	8	8	100
LIU	5	8	8	100
Central Conn. St.	5	15	15	100
New Haven	5	12	13	92.31
Mercyhurst	5	10	11	90.91
Duquesne	5	17	19	89.47
Stonehill	5	8	9	88.89
Saint Francis	5	4	5	80
Wagner	5	5	7	71.43

NUMBER OF PUNTS

Team	G	No.	Yards	Avg/P	Ret.	Avg/R	TB	Net/P
Wagner	5	33	1402	42.48	173	14.42	1	36.64
Saint Francis	5	33	1396	42.30	237	12.47	1	34.52
Duquesne	5	32	1280	40.00	187	12.47	3	32.28
Central Conn. St.	5	32	1147	35.84	90	6.00	2	31.78
LIU	5	28	1138	40.64	73	9.13	0	38.04
Stonehill	5	25	1063	42.52	81	11.57	2	37.68
New Haven	5	25	874	34.96	11	2.20	1	33.72
Robert Morris	4	22	881	40.05	61	8.71	2	35.45
Mercyhurst	5	11	422	38.36	16	4.00	3	31.45

PAT KICK ATTEMPTS

Team	G	Made	Att	Pct
Duquesne	5	17	19	89.47
Central Conn. St.	5	15	15	100
New Haven	5	12	13	92.31
Mercyhurst	5	10	11	90.91
Stonehill	5	8	9	88.89
Robert Morris	4	8	8	100
LIU	5	8	8	100
Wagner	5	5	7	71.43
Saint Francis	5	4	5	80

YARDS PUNTED

Team	G	No.	Yards	Avg/P	Ret.	Avg/R	TB	Net/P
Wagner	5	33	1402	42.48	173	14.42	1	36.64
Saint Francis	5	33	1396	42.30	237	12.47	1	34.52
Duquesne	5	32	1280	40.00	187	12.47	3	32.28
Central Conn. St.	5	32	1147	35.84	90	6.00	2	31.78
LIU	5	28	1138	40.64	73	9.13	0	38.04
Stonehill	5	25	1063	42.52	81	11.57	2	37.68
Robert Morris	4	22	881	40.05	61	8.71	2	35.45
New Haven	5	25	874	34.96	11	2.20	1	33.72
Mercyhurst	5	11	422	38.36	16	4.00	3	31.45

PUNT RETURN AVG

Team	G	No	Yards	TD	Long	Avg.
Central Conn. St.	5	13	154	0	28	11.85
Wagner	5	5	43	0	22	8.6
Duquesne	5	9	73	0	29	8.11
Saint Francis	5	8	59	0	27	7.38
Mercyhurst	5	3	20	0	10	6.67
Robert Morris	4	4	25	0	10	6.25
Stonehill	5	7	42	0	15	6
LIU	5	4	21	0	20	5.25
New Haven	5	10	51	0	17	5.1

KICK RETURNS

Team	G	No.	Yards	TD	Long	Avg.
Mercyhurst	5	19	302	0	35	15.89
New Haven	5	18	327	0	31	18.17
Saint Francis	5	16	247	0	35	15.44
Central Conn. St.	5	11	299	0	38	27.18
Stonehill	5	10	279	0	71	27.90
Robert Morris	4	10	234	0	49	23.40
Duquesne	5	10	175	0	47	17.50
LIU	5	6	116	0	29	19.33
Wagner	5	4	83	0	30	20.75

PUNT RETURNS

Team	G	No	Yards	TD	Long	Avg.
Central Conn. St.	5	13	154	0	28	11.85
New Haven	5	10	51	0	17	5.1
Duquesne	5	9	73	0	29	8.11
Saint Francis	5	8	59	0	27	7.38
Stonehill	5	7	42	0	15	6
Wagner	5	5	43	0	22	8.6
Robert Morris	4	4	25	0	10	6.25
LIU	5	4	21	0	20	5.25
Mercyhurst	5	3	20	0	10	6.67

KICK RETURN YARDS

Team	G	No.	Yards	TD	Long	Avg.
New Haven	5	18	327	0	31	18.17
Mercyhurst	5	19	302	0	35	15.89
Central Conn. St.	5	11	299	0	38	27.18
Stonehill	5	10	279	0	71	27.90
Saint Francis	5	16	247	0	35	15.44
Robert Morris	4	10	234	0	49	23.40
Duquesne	5	10	175	0	47	17.50
LIU	5	6	116	0	29	19.33
Wagner	5	4	83	0	30	20.75



2025-26 NEC Football
Extended Team Leaders
All games

Page 7/12
as of Sep 28, 2025

PUNT RETURN YARDS

Team	G	No	Yards	TD	Long	Avg.
Central Conn. St.	5	13	154	0	28	11.85
Duquesne	5	9	73	0	29	8.11
Saint Francis	5	8	59	0	27	7.38
New Haven	5	10	51	0	17	5.1
Wagner	5	5	43	0	22	8.6
Stonehill	5	7	42	0	15	6
Robert Morris	4	4	25	0	10	6.25
LIU	5	4	21	0	20	5.25
Mercyhurst	5	3	20	0	10	6.67

KICK RETURN TDS

Team	G	No.	Yards	TD	Long	Avg.
Wagner	5	4	83	0	30	20.75
Stonehill	5	10	279	0	71	27.90
Saint Francis	5	16	247	0	35	15.44
Robert Morris	4	10	234	0	49	23.40
New Haven	5	18	327	0	31	18.17
Mercyhurst	5	19	302	0	35	15.89
LIU	5	6	116	0	29	19.33
Duquesne	5	10	175	0	47	17.50
Central Conn. St.	5	11	299	0	38	27.18

PUNT RETURN TDS

Team	G	No	Yards	TD	Long	Avg.
Wagner	5	5	43	0	22	8.6
Stonehill	5	7	42	0	15	6
Saint Francis	5	8	59	0	27	7.38
Robert Morris	4	4	25	0	10	6.25
New Haven	5	10	51	0	17	5.1
Mercyhurst	5	3	20	0	10	6.67
LIU	5	4	21	0	20	5.25
Duquesne	5	9	73	0	29	8.11
Central Conn. St.	5	13	154	0	28	11.85

KICKOFF RETURNS

Team	G	No	Yards	TD	Long	Avg.
New Haven	5	21	881	0	31	41.95
Central Conn. St.	5	25	1022	0	38	40.88
Robert Morris	4	14	550	0	49	39.29
Saint Francis	5	14	521	0	35	37.21
Mercyhurst	5	19	693	0	35	36.47
Stonehill	5	18	647	0	71	35.94
Duquesne	5	25	891	0	47	35.64
LIU	5	15	527	0	29	35.13
Wagner	5	17	567	0	30	33.35



2025-26 NEC Football
Extended Team Leaders
All games

Page 8/12
as of Sep 28, 2025

INTERCEPTION RETURN AVG

Team	G	No.	Yards	TD	Long	Avg.
LIU	5	4	77	0	30	19.25
Robert Morris	4	2	29	0	29	14.50
Duquesne	5	4	38	1	34	9.50
Central Conn. St.	5	5	34	0	27	6.80
Saint Francis	5	4	27	0	22	6.75
Stonehill	5	5	31	0	18	6.20
Wagner	5	3	18	0	9	6.00
New Haven	5	4	7	0	3	1.75
Mercyhurst	5	2	0	0	0	0.00

FUMBLE RETURNS

Team	G	No.	Yards	TD	Long	Avg.
Wagner	5	4	75	1	75	18.75
Stonehill	5	2	91	1	90	45.50
Saint Francis	5	0	0	0	0	0.00
Robert Morris	4	5	0	0	0	0.00
New Haven	5	1	0	0	0	0.00
Mercyhurst	5	1	0	0	0	0.00
LIU	5	1	0	1	0	0.00
Duquesne	5	1	0	0	0	0.00
Central Conn. St.	5	5	24	0	24	4.80

INTERCEPTION RETURNS

Team	G	No.	Yards	TD	Long	Avg.
Stonehill	5	5	31	0	18	6.20
Central Conn. St.	5	5	34	0	27	6.80
Saint Francis	5	4	27	0	22	6.75
New Haven	5	4	7	0	3	1.75
LIU	5	4	77	0	30	19.25
Duquesne	5	4	38	1	34	9.50
Wagner	5	3	18	0	9	6.00
Robert Morris	4	2	29	0	29	14.50
Mercyhurst	5	2	0	0	0	0.00

FUMBLE RETURN YARDS

Team	G	No.	Yards	TD	Long	Avg.
Stonehill	5	2	91	1	90	45.50
Wagner	5	4	75	1	75	18.75
Central Conn. St.	5	5	24	0	24	4.80
Saint Francis	5	0	0	0	0	0.00
Robert Morris	4	5	0	0	0	0.00
New Haven	5	1	0	0	0	0.00
Mercyhurst	5	1	0	0	0	0.00
LIU	5	1	0	1	0	0.00
Duquesne	5	1	0	0	0	0.00

INTERCEPTION RET YARDS

Team	G	No.	Yards	TD	Long	Avg.
LIU	5	4	77	0	30	19.25
Duquesne	5	4	38	1	34	9.50
Central Conn. St.	5	5	34	0	27	6.80
Stonehill	5	5	31	0	18	6.20
Robert Morris	4	2	29	0	29	14.50
Saint Francis	5	4	27	0	22	6.75
Wagner	5	3	18	0	9	6.00
New Haven	5	4	7	0	3	1.75
Mercyhurst	5	2	0	0	0	0.00

FUMBLE RETURN TDS

Team	G	No.	Yards	TD	Long	Avg.
Wagner	5	4	75	1	75	18.75
Stonehill	5	2	91	1	90	45.50
LIU	5	1	0	1	0	0.00
Saint Francis	5	0	0	0	0	0.00
Robert Morris	4	5	0	0	0	0.00
New Haven	5	1	0	0	0	0.00
Mercyhurst	5	1	0	0	0	0.00
Duquesne	5	1	0	0	0	0.00
Central Conn. St.	5	5	24	0	24	4.80

INTERCEPTION RETURN TDS

Team	G	No.	Yards	TD	Long	Avg.
Duquesne	5	4	38	1	34	9.50
Wagner	5	3	18	0	9	6.00
Stonehill	5	5	31	0	18	6.20
Saint Francis	5	4	27	0	22	6.75
Robert Morris	4	2	29	0	29	14.50
New Haven	5	4	7	0	3	1.75
Mercyhurst	5	2	0	0	0	0.00
LIU	5	4	77	0	30	19.25
Central Conn. St.	5	5	34	0	27	6.80

FUMBLE RECOVERED

Team	G	No.	Yards	TD	Long	Avg.
Robert Morris	4	5	0	0	0	0.00
Central Conn. St.	5	5	24	0	24	4.80
Wagner	5	4	75	1	75	18.75
Stonehill	5	2	91	1	90	45.50
New Haven	5	1	0	0	0	0.00
Mercyhurst	5	1	0	0	0	0.00
LIU	5	1	0	1	0	0.00
Duquesne	5	1	0	0	0	0.00
Saint Francis	5	0	0	0	0	0.00



2025-26 NEC Football
Extended Team Leaders
All games

Page 9/12
as of Sep 28, 2025

FUMBLE RETURN AVG

Team	G	No.	Yards	TD	Long	Avg.
Stonehill	5	2	91	1	90	45.50
Wagner	5	4	75	1	75	18.75
Central Conn. St.	5	5	24	0	24	4.80
Saint Francis	5	0	0	0	0	0.00
Robert Morris	4	5	0	0	0	0.00
New Haven	5	1	0	0	0	0.00
Mercyhurst	5	1	0	0	0	0.00
LIU	5	1	0	1	0	0.00
Duquesne	5	1	0	0	0	0.00

TURNOVER MARGIN

Team	G	Lost			Gained			Margin	Per/G
		Fum	Int	Tot	Fum	Int	Tot		
Central Conn. St.	5	5	1	6	5	5	10	4	0.80
Stonehill	5	1	3	4	2	5	7	3	0.60
Robert Morris	4	6	0	6	5	2	7	1	0.25
Duquesne	5	3	3	6	1	4	5	-1	-0.20
LIU	5	3	4	7	1	4	5	-2	-0.40
Wagner	5	2	10	12	4	3	7	-5	-1.00
New Haven	5	4	6	10	1	4	5	-5	-1.00
Saint Francis	5	6	6	12	0	4	4	-8	-1.60
Mercyhurst	5	3	8	11	1	2	3	-8	-1.60

FIRST DOWNS

Team	G	Rush	Pass	Pen	Total	Avg/G
New Haven	5	23	55	18	96	19.2
Mercyhurst	5	25	66	5	96	19.2
Central Conn. St.	5	25	48	15	88	17.6
Stonehill	5	28	44	11	83	16.6
Duquesne	5	40	32	5	77	15.4
Wagner	5	45	23	8	76	15.2
LIU	5	38	24	5	67	13.4
Saint Francis	5	16	46	4	66	13.2
Robert Morris	4	23	30	5	58	14.5

3RD-DOWN CONVERSIONS

Team	G	Conv.	Att.	Pct.
Mercyhurst	5	28	67	41.79
Stonehill	5	28	72	38.89
Robert Morris	4	19	49	38.78
New Haven	5	24	64	37.5
Wagner	5	23	71	32.39
LIU	5	19	63	30.16
Central Conn. St.	5	18	63	28.57
Duquesne	5	17	61	27.87
Saint Francis	5	16	64	25

1ST DOWNS RUSHING

Team	G	Rush	Pass	Pen	Total	Avg/G
Wagner	5	45	23	8	76	15.2
Duquesne	5	40	32	5	77	15.4
LIU	5	38	24	5	67	13.4
Stonehill	5	28	44	11	83	16.6
Mercyhurst	5	25	66	5	96	19.2
Central Conn. St.	5	25	48	15	88	17.6
Robert Morris	4	23	30	5	58	14.5
New Haven	5	23	55	18	96	19.2
Saint Francis	5	16	46	4	66	13.2

OPT 3RD-DN CONVERT

Team	G	Conv.	Att.	Pct.
New Haven	5	22	67	32.84
Wagner	5	26	66	39.39
Stonehill	5	27	64	42.19
Central Conn. St.	5	30	70	42.86
Duquesne	5	29	65	44.62
Robert Morris	4	20	43	46.51
Saint Francis	5	37	74	50
LIU	5	36	70	51.43
Mercyhurst	5	29	55	52.73

1ST DOWNS PASSING

Team	G	Rush	Pass	Pen	Total	Avg/G
Mercyhurst	5	25	66	5	96	19.2
New Haven	5	23	55	18	96	19.2
Central Conn. St.	5	25	48	15	88	17.6
Saint Francis	5	16	46	4	66	13.2
Stonehill	5	28	44	11	83	16.6
Duquesne	5	40	32	5	77	15.4
Robert Morris	4	23	30	5	58	14.5
LIU	5	38	24	5	67	13.4
Wagner	5	45	23	8	76	15.2

4TH-DOWN CONVERSIONS

Team	G	Conv.	Att.	Pct.
Duquesne	5	7	9	77.78
Stonehill	5	10	14	71.43
Mercyhurst	5	10	18	55.56
Central Conn. St.	5	3	6	50
Saint Francis	5	4	9	44.44
Robert Morris	4	2	5	40
New Haven	5	4	10	40
LIU	5	3	9	33.33
Wagner	5	2	10	20



**2025-26 NEC Football
Extended Team Leaders
All games**

Page 10/12
as of Sep 28, 2025

1ST DOWNS BY PENALTY

Team	G	Rush	Pass	Pen	Total	Avg/G
New Haven	5	23	55	18	96	19.2
Central Conn. St.	5	25	48	15	88	17.6
Stonehill	5	28	44	11	83	16.6
Wagner	5	45	23	8	76	15.2
Robert Morris	4	23	30	5	58	14.5
Mercyhurst	5	25	66	5	96	19.2
LIU	5	38	24	5	67	13.4
Duquesne	5	40	32	5	77	15.4
Saint Francis	5	16	46	4	66	13.2

OPP 4TH-DN CONVERT

Team	G	Conv.	Att.	Pct.
Central Conn. St.	5	1	5	20
Stonehill	5	4	11	36.36
Duquesne	5	2	5	40
Wagner	5	6	12	50
New Haven	5	7	12	58.33
Saint Francis	5	6	10	60
Robert Morris	4	5	8	62.5
LIU	5	2	3	66.67
Mercyhurst	5	7	10	70

OPPONENT 1ST DOWNS

Team	G	Rush	Pass	Pen	Total	Avg/G
Stonehill	5	49	27	8	84	16.8
Robert Morris	4	41	42	8	91	22.75
Duquesne	5	38	52	7	97	19.4
Central Conn. St.	5	39	50	9	98	19.6
Mercyhurst	5	52	44	5	101	20.2
LIU	5	38	51	13	102	20.4
Wagner	5	51	50	7	108	21.6
New Haven	5	50	55	8	113	22.6
Saint Francis	5	68	38	15	121	24.2



2025-26 NEC Football
Extended Team Leaders
All games

Page 11/12
as of Sep 28, 2025

SACKS BY

Team	G	No.	Yards	Avg/G
New Haven	5	10	59	2
Stonehill	5	9	46	1.8
Central Conn. St.	5	8	75	1.6
Saint Francis	5	7	43	1.4
Robert Morris	4	7	38	1.75
Wagner	5	6	28	1.2
Duquesne	5	5	21	1
LIU	5	4	23	0.8
Mercyhurst	5	1	8	0.2

KICKOFF COVERAGE

Team	G	No	Yards	Avg.	Ret.	TB	NetAvg
New Haven	5	21	1321	62.9	140	12	33.05
Central Conn. St.	5	25	1459	58.36	219	9	36
Robert Morris	4	14	863	61.64	139	6	34.21
Saint Francis	5	14	842	60.14	155	4	32.86
Mercyhurst	5	19	1143	60.16	400	2	41.63
Stonehill	5	18	1034	57.44	337	2	39.17
Duquesne	5	25	1464	58.56	311	11	37.76
LIU	5	15	854	56.93	181	4	42.53
Wagner	5	17	1045	61.47	186	11	40.41

SACKS AGAINST

Team	G	No.	Yards	Avg/G
New Haven	5	3	12	0.6
Duquesne	5	9	88	1.8
Central Conn. St.	5	9	50	1.8
Robert Morris	4	10	37	2.5
LIU	5	10	55	2
Stonehill	5	11	78	2.2
Mercyhurst	5	11	66	2.2
Wagner	5	14	79	2.8
Saint Francis	5	14	102	2.8

RED ZONE OFFENSE

Team	G	Scores	Pct.	TDs	(R-P)	FGs	TurnO
Central Conn. St.	5	18 - 20	90.00	13	7 - 6	5 - 6	1
Robert Morris	4	8 - 9	88.89	7	4 - 3	1 - 1	1
Duquesne	5	15 - 18	83.33	14	6 - 8	1 - 2	2
Wagner	5	7 - 9	77.78	4	4 - 0	3 - 3	1
New Haven	5	10 - 13	76.92	10	3 - 7	0 - 1	2
Stonehill	5	8 - 11	72.73	5	1 - 4	3 - 3	2
Saint Francis	5	8 - 12	66.67	6	4 - 2	2 - 3	3
Mercyhurst	5	12 - 18	66.67	10	5 - 5	2 - 4	3
LIU	5	6 - 12	50.00	5	5 - 0	1 - 4	3

PENALTIES

Team	G	No.	Yards	Avg/G
Mercyhurst	5	27	245	49
Robert Morris	4	24	204	51
Wagner	5	31	263	52.6
LIU	5	31	278	55.6
Stonehill	5	37	288	57.6
Saint Francis	5	40	308	61.6
Central Conn. St.	5	30	322	64.4
New Haven	5	33	323	64.6
Duquesne	5	41	333	66.6

RED ZONE DEFENSE

Team	G	Scores	Pct.	TDs	(R-P)	FGs	TurnO
Stonehill	5	8 - 12	66.67	6	6 - 0	2 - 3	2
New Haven	5	16 - 24	66.67	15	9 - 6	1 - 4	4
Central Conn. St.	5	16 - 22	72.73	10	7 - 3	6 - 11	1
Wagner	5	15 - 19	78.95	14	7 - 7	1 - 1	4
Robert Morris	4	15 - 19	78.95	13	9 - 4	2 - 3	2
Saint Francis	5	24 - 28	85.71	21	15 - 6	3 - 4	3
LIU	5	18 - 21	85.71	14	6 - 8	4 - 6	1
Duquesne	5	20 - 23	86.96	16	6 - 10	4 - 4	3
Mercyhurst	5	21 - 21	100.00	16	12 - 4	5 - 5	0

OPPONENT PENALTIES

Team	G	No.	Yards	Avg/G
New Haven	5	49	469	93.8
Central Conn. St.	5	34	299	59.8
Stonehill	5	27	288	57.6
Mercyhurst	5	34	284	56.8
Saint Francis	5	24	260	52
Wagner	5	30	253	50.6
Robert Morris	4	25	202	50.5
Duquesne	5	24	195	39
LIU	5	24	189	37.8



**2025-26 NEC Football
Extended Team Leaders
All games**

Page 12/12
as of Sep 28, 2025

TIME OF POSSESSION

Team	G	Total possession	Avg/G
Wagner	5	165:16	33:03
Mercyhurst	5	163:28	32:41
Duquesne	5	161:25	32:17
Stonehill	5	154:22	30:52
Robert Morris	4	121:24	30:21
Saint Francis	5	143:31	28:42
LIU	5	142:08	28:26
Central Conn. St.	5	141:05	28:13
New Haven	5	133:03	26:37



2025-26 NEC Football Conference Active Individual Leaders All games

Page 1/5
as of Sep 28, 2025

RUSHING (Minimum Games Played Pct. 75%, 10 Rushing Attempts/Game)

#	Player	G	Att.	Yds	Avg.	TD	Lg	Avg/g
1	Greenwood, Ethan - LIU	21	251	1260	5.02	7	65	60.00
2	Trobel, Brian - Mercy	27	291	1389	4.77	21	56	51.44

PASSING AVG/GAME (Minimum Games Played Pct. 75%)

#	Player	G	Comp-att-int	Yds	TD	Avg/g
1	Urena, Adam - Mercy	27	615-958-25	6634	60	245.70
2	Greenwood, Ethan - LIU	21	88-166-5	1369	7	65.19
3	Kushner, Logan - DU	5	10-15-0	83	0	16.60
4	Kerbacher, Joe - Mercy	36	1-3-0	49	0	1.36
5	Lynch, Will - LIU	38	1-1-0	2	0	0.05
6	Dunphy, Brigham - STO	23	1-1-0	-2	0	-0.09
7	Clarke, Cole - STO	15	2-8-1	-2	0	-0.13

PASS EFFICIENCY (Minimum Games Played Pct. 75%, 15 Total Passes/Game)

#	Player	G	Comp-att-int	Yds	TD	Eff.
1	Urena, Adam - Mercy	27	615-958-25	6634	60	137.81

RECEPTIONS/GAME (Minimum Games Played Pct. 75%)

#	Player	G	No.	Yds	TD	Lg	Yds/g	Rec/g
1	Nelson, Peyton - SF-PA	5	20	175	0	36	35.00	4.00
2	Lee, Thomas - RM	4	14	158	2	34	39.50	3.50
3	Tracey, Joshua - UNH	34	108	1991	25	74	58.56	3.18
4	Isabella, Joey - DU	45	130	1997	23	85	44.38	2.89
5	Kerbacher, Joe - Mercy	36	99	1124	9	57	31.22	2.75
6	Hopkins, Omari - DU	26	69	985	14	51	37.88	2.65
7	Kim, Zachary - STO	37	94	1473	17	89	39.81	2.54
8	Urena, Austin - Mercy	21	53	547	5	41	26.05	2.52
9	Hodge, Brenden - SF-PA	26	60	713	4	74	27.42	2.31
10	Ekechi, Raphael - SF-PA	4	9	23	0	11	5.75	2.25

TOTAL OFFENSE (Minimum Games Played Pct. 75%)

#	Player	G	Rush	Pass	Plays	Total	Yds/g
1	Urena, Adam - Mercy	27	-397	6634	1053	6237	231.00
2	Greenwood, Ethan - LIU	21	1260	1369	417	2629	125.19
3	Trobel, Brian - Mercy	27	1389	0	291	1389	51.44
4	Ekechi, Raphael - SF-PA	4	147	0	37	147	36.75
5	Solomon, Jr., Shawn - DU	15	446	0	103	446	29.73
6	Woodard, Zavion - STO	28	722	0	207	722	25.79
7	Gamble, Jameir - Mercy	5	119	0	20	119	23.80
8	Kushner, Logan - DU	5	24	83	24	107	21.40
9	Shine, Ethan - RM	14	263	0	61	263	18.79
10	Smith, Jalen - UNH	14	193	0	22	193	13.79

SCORING (Minimum Games Played Pct. 75%)

#	Player	G	TD	FG	XPT	2XP	Pts	Pts/g
1	Hennessey, Jack - CCSU	5	0	5	15	0	30	6.00
2	Trobel, Brian - Mercy	27	25	0	0	1	152	5.63
3	Tracey, Joshua - UNH	34	28	0	0	0	168	4.94
4	Young, Max - Mercy	4	0	2	10	0	16	4.00
5	Marcinko, Matt - DU	5	0	1	14	0	17	3.40
6	Scalese, Domenic - STO	5	0	3	8	0	17	3.40
7	Hopkins, Omari - DU	26	14	0	0	0	86	3.31
8	Jenkins, Jayson - RM	38	0	17	72	0	123	3.24
9	Isabella, Joey - DU	45	23	0	0	0	138	3.07
10	Ekechi, Raphael - SF-PA	4	2	0	0	0	12	3.00

SCORING (TDs) (Minimum Games Played Pct. 75%, 1 Touchdowns)

#	Player	G	Run	Rec	Ret	Pts	Avg/g
1	Trobel, Brian - Mercy	27	21	4	0	152	5.63
2	Tracey, Joshua - UNH	34	0	25	0	168	4.94
3	Hopkins, Omari - DU	26	0	14	0	86	3.31
4	Isabella, Joey - DU	45	0	23	0	138	3.07
5	Lee, Thomas - RM	4	0	2	0	12	3.00
6	Ekechi, Raphael - SF-PA	4	2	0	0	12	3.00
7	Kim, Zachary - STO	37	0	17	0	104	2.81
8	Greenwood, Ethan - LIU	21	7	2	0	54	2.57
9	Petras, Ryan - DU	5	1	1	0	12	2.40
10	Kushner, Logan - DU	5	2	0	0	12	2.40

SCORING (KICK) (Minimum Games Played Pct. 75%)

#	Player	G	PAT	FG	Pts	Avg/g
1	Hennessey, Jack - CCSU	5	15-15	5-6	30	6.00
2	Young, Max - Mercy	4	10-11	2-4	16	4.00
3	Scalese, Domenic - STO	5	8-9	3-3	17	3.40
4	Marcinko, Matt - DU	5	14-16	1-2	17	3.40
5	Jenkins, Jayson - RM	38	72-80	17-27	123	3.24
6	Romero, Nicholas - WC	5	3-5	4-4	15	3.00
7	Liszner, Ryan - WC	25	26-32	6-11	44	1.76
8	Johnson, Will - LIU	28	1-1	1-2	4	0.14



2025-26 NEC Football Conference Active Individual Leaders All games

Page 2/5
as of Sep 28, 2025

RECEIVE YDS/GAME (Minimum Games Played Pct. 75%)

#	Player	G	No.	Yds	TD	Long	Avg/c	Yds/g
1	Tracey, Joshua - UNH	34	108	1991	25	74	18.44	58.56
2	Isabella, Joey - DU	45	130	1997	23	85	15.36	44.38
3	Kim, Zachary - STO	37	94	1473	17	89	15.67	39.81
4	Lee, Thomas - RM	4	14	158	2	34	11.29	39.50
5	Hopkins, Omari - DU	26	69	985	14	51	14.28	37.88
6	Maultsby, DJ - SF-PA	5	11	180	1	48	16.36	36.00
7	Nelson, Peyton - SF-PA	5	20	175	0	36	8.75	35.00
8	Kerbacher, Joe - Mercy	36	99	1124	9	57	11.35	31.22
9	Wadley, Donovan - CCSU	4	6	122	0	39	20.33	30.50
10	Hodge, Brenden - SF-PA	26	60	713	4	74	11.88	27.42

PUNT RETURN AVG (Minimum Games Played Pct. 75%)

#	Player	G	No.	Yds	TD	Long	Avg.
1	Tracey, Joshua - UNH	34	1	24	0	24	24.00
2	Lampley, Akil - WC	29	2	30	1	25	15.00
3	Petras, Ryan - DU	5	1	13	0	13	13.00

KICK RETURN AVG (Minimum Games Played Pct. 75%)

#	Player	G	No.	Yds	TD	Long	Avg.
1	Ransom, Richard - RM	4	1	33	0	33	33.00
2	Grier, Karlos - WC	4	1	30	0	30	30.00
3	Jones, T.J. - DU	41	7	193	0	47	27.57

ALL PURPOSE (Minimum Games Played Pct. 75%)

#	Player	G	Rush	Rcv	PR	KR	Yds	Avg/g
1	Tracey, Joshua - UNH	34	103	1991	24	2027	4145	121.91
2	Kim, Zachary - STO	37	0	1473	43	1106	2622	70.86
3	Isabella, Joey - DU	45	61	1997	119	44	2221	49.36
4	Trobel, Brian - Mercy	27	1389	283	0	292	1964	72.74
5	Greenwood, Ethan - LIU	21	1260	158	0	0	1418	67.52
6	Kerbacher, Joe - Mercy	36	51	1124	67	157	1399	38.86
7	Martin, Sam - WC	33	3	0	0	1252	1303	39.48
8	Johnson, Jermaine - DU	42	61	789	3	422	1275	30.36
9	Hopkins, Omari - DU	26	62	985	0	13	1060	40.77
10	Thomas, Brian - UNH	27	360	135	0	415	910	33.70

PUNTING (Minimum Games Played Pct. 75%, 3.6 Punts/Game)

#	Player	G	No.	Yds	Lg	I20	50+	TB	Avg.
1	Lynch, Will - LIU	38	189	7429	72	57	24	10	39.31
2	Berarducci, Michael - DU	41	156	5919	59	36	15	7	37.94
3	Fragale, Joseph - UNH	5	25	874	51	5	1	1	34.96

FIELD GOALS (Minimum Games Played Pct. 75%)

#	Player	G	Made	Att.	Long	Pct.	Avg.
1	Hennessey, Jack - CCSU	5	5	6	35	0.83	1.00
2	Romero, Nicholas - WC	5	4	4	41	1.00	0.80
3	Scalese, Domenic - STO	5	3	3	34	1.00	0.60
4	Young, Max - Mercy	4	2	4	34	0.50	0.50
5	Jenkins, Jayson - RM	38	17	27	46	0.63	0.45
6	Liszner, Ryan - WC	25	6	11	44	0.55	0.24
7	Marcinko, Matt - DU	5	1	2	35	0.50	0.20
8	Johnson, Will - LIU	28	1	2	31	0.50	0.04

FIELD GOAL PCT (Minimum Games Played Pct. 75%)

#	Player	G	Made	Att.	Long	Pct.
1	Romero, Nicholas - WC	5	4	4	41	1.00
2	Scalese, Domenic - STO	5	3	3	34	1.00
3	Hennessey, Jack - CCSU	5	5	6	35	0.83
4	Jenkins, Jayson - RM	38	17	27	46	0.63
5	Liszner, Ryan - WC	25	6	11	44	0.55
6	Johnson, Will - LIU	28	1	2	31	0.50
7	Young, Max - Mercy	4	2	4	34	0.50
8	Marcinko, Matt - DU	5	1	2	35	0.50



2025-26 NEC Football
Conference Active Individual Leaders
All games

Page 3/5
as of Sep 28, 2025

PAT KICKING PCT (Minimum Games Played Pct. 75%)

#	Player	G	Made	Att.	Pct.
1	Hennessey, Jack - CCSU	5	15	15	1.00
2	Johnson, Will - LIU	28	1	1	1.00
3	Young, Max - Mercy	4	10	11	0.91
4	Jenkins, Jayson - RM	38	72	80	0.90
5	Scalese, Domenic - STO	5	8	9	0.89
6	Marcinko, Matt - DU	5	14	16	0.88
7	Liszner, Ryan - WC	25	26	32	0.81
8	Romero, Nicholas - WC	5	3	5	0.60



2025-26 NEC Football
Conference Active Individual Leaders
All games

Page 4/5
as of Sep 28, 2025

TACKLES (All positions) (Minimum Games Played Pct. 75%)

#	Player	G	Pos	Solo	Ast	Total	Avg/g
1	Calgaro, Geno - SF-PA	16	LB	61	63	124	7.75
2	Battaglia, Charles - STO	16	LB	48	55	103	6.44
3	Chasia, Chris - UNH	23	LB	71	74	145	6.30
4	Ragland, Sir Hezekiah - UNH	5	LB	15	15	30	6.00
5	Casey, Elijah - LIU	24	LB	69	64	133	5.54
6	Irvine, Jordan - STO	27	DB	81	43	124	4.59
7	Wright, Malachi - CCSU	37	LB	82	84	166	4.49
8	Johnson, Jordan - WC	17	LB	44	30	74	4.35
9	Conwell, Sebastian - UNH	42	LB	90	92	182	4.33
10	Epps, Antonio - DU	34	DB	84	60	144	4.24
11	Mackey, Anthony - Mercy	33	DB	81	58	139	4.21
12	Henritzy, Caden - STO	15	LB	21	42	63	4.20
13	Council, Kendric - SF-PA	15	LB	27	33	60	4.00
14	Stoll, Jack - CCSU	39	LB	72	84	156	4.00
15	Chase, David - UNH	23	DB	58	26	84	3.65
16	Gardner, Jr., Scoop - LIU	17	DT	19	43	62	3.65
17	Fleischood Jr., Timmy - Mercy	5	LB	9	8	17	3.40
18	Johnson, Naquan - LIU	5	DL	11	6	17	3.40
19	Briggs, Irv - UNH	5	DL	8	9	17	3.40
20	Betts, Zachary - SF-PA	13	LB	25	18	43	3.31
21	Odoemenem, Jabari - DU	26	LB	51	34	85	3.27
22	Lewis, Grayden - SF-PA	4	DB	9	4	13	3.25
23	Mosley III, Richard - STO	14	DB	32	13	45	3.21
24	Williams, Christopher - STO	16	LB	19	31	50	3.13
25	Djimbou, Sidoine - STO	13	DB	24	16	40	3.08
26	Watkins, DQ - LIU	26	DE	40	40	80	3.08
27	Cole, Ethon - DU	16	DB	27	22	49	3.06
28	Bannon, Tyler - STO	26	LB	46	32	78	3.00
29	Martin, Sam - WC	33	S	58	41	99	3.00
30	Rhodes-McKee, Quan - DU	5	LB	6	9	15	3.00
31	McGurn, Jeremie - LIU	5	LB	5	10	15	3.00
32	Harris, Jeremiah - SF-PA	5	CB	12	2	14	2.80
33	Henry, Tyler - RM	20	CB	39	17	56	2.80
34	Davis, Chase - LIU	4	DB	10	1	11	2.75
35	Beckwith, Braylon - Mercy	15	DB	20	21	41	2.73
36	Brown, Jayden - WC	34	DB	65	27	92	2.71
37	Carson, Jaelen - DU	38	DB	71	31	102	2.68
38	Washington, Jr., Marshall - LIU	14	DB	25	12	37	2.64
39	Leavell, Jeff - Mercy	22	LB	30	28	58	2.64
40	Athy, Zack - STO	33	DT	41	43	84	2.55
41	Bien-Aime, Philjae - RM	24	S	44	17	61	2.54
42	Anderson, Devon - CCSU	23	LB	29	29	58	2.52
43	Wilborn, Camdon - RM	4	DL	3	7	10	2.50
44	Hajduk, Nathan - LIU	30	LB	42	33	75	2.50
45	Barnes, Logan - WC	27	DL	26	41	67	2.48
46	Miles, Eric - STO	11	DB	17	10	27	2.45
47	Lampley, Akil - WC	29	LB	38	33	71	2.45
48	Godwin, Liam - UNH	15	DB	23	13	36	2.40
49	Jones, T.J. - DU	41	CB	65	31	96	2.34
50	Williams, PJ - STO	32	DL	30	44	74	2.31

SACKS (Minimum Games Played Pct. 75%)

#	Player	G	Pos	Solo	Ast	Total	Avg/g
1	Dunkley, Jack - DU	21	DL	12	1	12.5	0.60
2	Johnson, Naquan - LIU	5	DL	2	0	2	0.40
3	Appolon, Ethan - WC	5	DL	2	0	2	0.40
4	Betts, Zachary - SF-PA	13	LB	3	2	4	0.31
5	Ragland, Sir Hezekiah - UNH	5	LB	1	1	1.5	0.30
6	Watkins, DQ - LIU	26	DE	6	3	7.5	0.29
7	Ramirez, Adrian - DU	16	DL	3	1	3.5	0.22
8	Barnes, Logan - WC	27	DL	3	5	5.5	0.20
9	Mills, Rodney - LIU	5	DL	1	0	1	0.20
10	Abegesah, Adjatay - STO	5	LB	1	0	1	0.20
11	Briggs, Irv - UNH	5	DL	1	0	1	0.20
12	Wright, Malachi - CCSU	37	LB	6	2	7	0.19
13	Johnson, Jordan - WC	17	LB	3	0	3	0.18
14	Watkins, Sharod - CCSU	28	DL	3	3	4.5	0.16
15	Coleman, Wayne - CCSU	16	DT	2	1	2.5	0.16
16	Riggins, Jerry - RM	30	LB	4	1	4.5	0.15
17	Mosley III, Richard - STO	14	DB	2	0	2	0.14
18	Darkah, Reggie - CCSU	32	DE	4	1	4.5	0.14
19	Council, Kendric - SF-PA	15	LB	2	0	2	0.13
20	Battaglia, Charles - STO	16	LB	2	0	2	0.13

TACKLES FOR LOSS (Minimum Games Played Pct. 75%, 1.25 Total Tackles For Loss/Game)

#	Player	G	Pos	Solo	Ast	Total	Avg/g
---	--------	---	-----	------	-----	-------	-------



2025-26 NEC Football
Conference Active Individual Leaders
All games

Page 5/5
as of Sep 28, 2025

FUMBLES FORCED (Minimum Games Played Pct. 75%)

#	Player	G	No.	Avg/g
1	Appolon, Ethan - WC	5	2	0.40
2	Johnson, Naquan - LIU	5	2	0.40
3	Hiscock, Eli - WC	4	1	0.25
4	Rhodes-McKee, Quan - DU	5	1	0.20
5	Dunkley, Jack - DU	21	4	0.19
6	Mitchell, Navon - CCSU	16	3	0.19
7	Godwin, Liam - UNH	15	2	0.13
8	Calgaro, Geno - SF-PA	16	2	0.13
9	Cole, Ethon - DU	16	2	0.13
10	Riggins, Jerry - RM	30	3	0.10

FUMBLES RECOVERED (Minimum Games Played Pct. 75%)

#	Player	G	No.	Avg/g
1	Tanaka, Shin - CCSU	5	1	0.20
2	Janeda, Brock - DU	5	1	0.20
3	Briggs, Irv - UNH	5	1	0.20
4	Bailey, Austin - WC	5	1	0.20
5	Mosley III, Richard - STO	14	2	0.14
6	Riggins, Jerry - RM	30	3	0.10
7	Miles, Eric - STO	11	1	0.09
8	Encarnacion, Rikervin - UNH	12	1	0.08
9	Lakatos, Cole - WC	13	1	0.08
10	Hernandez, Khristian - CCSU	14	1	0.07

PASSES DEFENDED (Minimum Games Played Pct. 75%)

#	Player	G	Brup	Int.	Total	Avg/g
1	Preston, Dekavis - CCSU	39	28	4	32	0.82
2	Djimbou, Sidoine - STO	13	6	2	8	0.62
3	Seide, Mo - STO	31	13	5	18	0.58
4	Dravet, Riley - WC	16	9	0	9	0.56
5	Henry, Tyler - RM	20	10	0	10	0.50
6	Washington, Jr., Marshall - LIU	14	6	1	7	0.50
7	Mosley III, Richard - STO	14	6	1	7	0.50
8	McGurn, Jeremie - LIU	5	2	0	2	0.40
9	Council, Kendric - SF-PA	15	5	0	5	0.33
10	Godwin, Liam - UNH	15	3	2	5	0.33
11	Beckwith, Braylon - Mercy	15	4	1	5	0.33
12	Brown, Jayden - WC	34	6	5	11	0.32
13	Cole, Ethon - DU	16	5	0	5	0.31
14	Martin, Myles - Mercy	26	5	3	8	0.31
15	Irvine, Jordan - STO	27	6	2	8	0.30
16	Opara, Chima - UNH	29	6	2	8	0.28
17	Carson, Jaelen - DU	38	9	1	10	0.26
18	Anderson, Devon - CCSU	23	5	1	6	0.26
19	Casey, Elijah - LIU	24	6	0	6	0.25
20	Bien-Aime, Philjae - RM	24	4	2	6	0.25

INTERCEPTIONS (Minimum Games Played Pct. 75%)

#	Player	G	No.	Yds	TD	Long	Avg/g
1	Harris, Jeremiah - SF-PA	5	1	22	0	22	0.20
2	Theriaque, Lucas - UNH	5	1	3	0	3	0.20
3	Seide, Mo - STO	31	5	71	0	42	0.16
4	Djimbou, Sidoine - STO	13	2	18	0	18	0.15
5	Brown, Jayden - WC	34	5	2	0	2	0.15
6	Godwin, Liam - UNH	15	2	2	0	2	0.13
7	Martin, Myles - Mercy	26	3	51	1	21	0.12
8	Preston, Dekavis - CCSU	39	4	40	1	40	0.10
9	Chase, David - UNH	23	2	0	0	0	0.09
10	Chasia, Chris - UNH	23	2	19	0	19	0.09