



2024 NEC FOOTBALL



#NECFB CONTACT: SARAH BOISSONNEAULT • SBOISSONNEAULT@NORTHEASTCONFERENCE.ORG • 991 ROUTE 22 WEST (SUITE 106) • BRIDGEWATER, NJ 08807 • PH: (732) 469-0440, Ext. 207

2024 NEC FOOTBALL STANDINGS

THROUGH OCTOBER 6, 2024 (WEEK 6)

SCHOOL	NEC	PCT.	HOME	AWAY	OVERALL	PCT.	STREAK	HOME	AWAY	NEU.
Central Connecticut	1-0	1.000	0-0	1-0	2-3	.400	L2	1-0	1-3	0-0
Robert Morris	1-0	1.000	0-0	1-0	2-3	.400	L1	1-1	1-2	0-0
Duquesne	1-0	1.000	1-0	0-0	3-2	.600	W3	2-0	1-2	0-0
Wagner	1-1	.500	0-1	1-0	3-3	.500	W1	1-1	2-2	0-0
Mercyhurst	0-0	.000	0-0	0-0	2-4	.333	W1	1-1	1-3	0-0
LIU	0-1	.000	0-0	0-1	0-6	.000	L6	0-3	0-3	0-0
Saint Francis U	0-1	.000	0-1	0-0	2-3	.400	W1	0-1	2-2	0-0
Stonehill	0-1	.000	0-1	0-0	1-3	.250	L1	1-1	0-2	0-0

2024 NEC SCHEDULE/RESULTS

LAST WEEK'S RESULTS WEEK 6	THIS WEEK'S SLATE WEEK 7	THE ROAD AHEAD WEEK 8
Saturday, October 5 Yale 23, Central Connecticut 22 Wagner 28, Stonehill 7 Saint Francis U 28, Delaware State 17 Duquesne 47, LIU 21 Mercyhurst 55, Buffalo State 0	Saturday, October 12 Mercyhurst at Central Connecticut..... 12:00 p.m. Duquesne at Saint Francis U 12:00 p.m. Columbia at Wagner..... 12:00 p.m. Stonehill at LIU 12:00 p.m. Delaware State at Robert Morris 3:00 p.m.	Saturday, October 19 Duquesne at Saint Francis U 12:00 p.m. Mercyhurst at Central Connecticut..... 12:00 p.m. Stonehill at LIU 12:00 p.m. Columbia at Wagner..... 12:00 p.m. Delaware State at Robert Morris 3:00 p.m.

THIS WEEK'S NEC AWARD WINNERS...

OFFENSIVE PLAYER OF THE WEEK:

Darius Perrantes, Duquesne



Quarterback
Sr. | 6-0 | 220 lbs.
Los Angeles, CA
St. Francis (Rhode Island)

Week 6 Stats:


15-of-23 / .652 completion percentage
211 passing yards / 5 TD throws / 0 INT
5 rushes / 24 rushing yards / 1 rushing TD

Week 6 Notables:

Duquesne's defense of its 2023 NEC football title got off to an impressive start on Saturday thanks to the arm of senior Darius Perrantes. The veteran signal caller had himself a career day against LIU, accounting for all but one of the Dukes' seven touchdowns in the convincing 47-21 win over their league foes. Going 15-of-23 for 211 passing yards, five touchdown throws and one pick, Perrantes also carried the ball five times to the tune of 24 yards and one touchdown. The six scores tied the NEC's record for most touchdowns accounted for in a single game, while his five touchdown passes were tied for the most by an NEC quarterback against a Division I opponent this season. He got off to a hot start in the contest, completing 7-of-9 passes with a pair of touchdown throws and a rushing score to put Duquesne out in front, 19-0, after the first quarter. This is his fourth career NEC Offensive Player of the Week award, and the first for the Duke this season.

DEFENSIVE PLAYER OF THE WEEK:

Justin Reilly, Wagner



Defensive Back
Gr. | 6-1 | 200 lbs.
Manalapan, NJ
Manalapan

Week 6 Stats:


12 tackles / 10 solo tackles
1.0 tackle-for-loss (10 yards)
1.0 sack (10 yards)

Week 6 Notables:

Reilly was the catalyst of a Wagner defense that held Stonehill to one touchdown and a season-low 192 yards on Saturday. The veteran from Manalapan, NJ totaled a season-high 12 tackles, including a career-best 10 solo stops, and had one sack for a loss of 10 yards in the convincing 28-7 road win. Most impressively, Reilly and the Seahawks held the NEC's top rushing team well below their season average of 225.0 yards per game after limiting the Skyhawks to a season-low 52 yards on the ground in the triumph. The 6-foot-1 defensive back enters the week ranked eighth in the NEC in tackles per game (6.7), while his 2.0 sacks this season are good for 13th overall. He is the first Seahawk to garner NEC Defensive Player of the Week honors in 2024.

SPECIAL TEAMS PLAYER OF THE WEEK:

Jack Barnum, Central Connecticut



Kicker
Jr. | 6-2 | 200 lbs.
Southington, CT
Southington

Week 6 Stats:


3-3 FGs (32, 38, 42 yards) / 1-1 PAT
6 kickoffs / 343 KO yards (57.0 yards per kick)
3 touchbacks

Week 6 Notables:

Barnum's right foot kept Central Connecticut in the game in the Blue Devils' first-ever meeting with the in-state foe Yale. The senior drilled each of his three field goals and converted on his lone PAT to finish with a season-best 10-point outing on Saturday. Tying up the game with an early 32-yarder, Barnum sparked a 12-0 run that put the Blue Devils up, 22-17, with field goals on consecutive Central Connecticut possessions from 38 and 42 yards inside the final four minutes of the third quarter. In addition, he handled his team's kickoff duties and averaged 57.0 yards per kick with touchbacks on three of his six attempts. This season, Barnum has drained 8-of-10 field goals to rank 24th in the nation with a .800 conversion rate. He also leads the conference in points by a wide margin, averaging 3.4 more than the next closest competitor with 7.4 per game. This is Barnum's third weekly award.

ROOKIE OF THE WEEK:

Jeff Hoenstine



Quarterback
R-Fr. | 5-10 | 190 lbs.
Martinsburg, PA
Central Martinsburg

Week 6 Stats:

10-of-18 / .556 completion percentage
117 passing yards 2 TD throws / 0 INT
3 rushes / 25 rushing yards

Week 6 Notables:

Hoenstine returned from an injury that he suffered during Saint Francis U's NEC opener against Central Connecticut and he did not skip a beat on Saturday at Delaware State. The first-year signal caller completed 10-of-18 passes and threw for 117 passing yards, a pair of touchdowns and no interceptions to propel the Red Flash to a triumphant come-from-behind win against the Hornets. Breaking open a scoreless deadlock with a seven-yard throw late in the first quarter, Hoenstine orchestrated a dramatic comeback that saw Saint Francis U erase an 11-point deficit over the final 5:38 and seal the win. The Keystone State product hit redshirt senior Gavin Thomson with a one-yard touchdown pass and a two-point conversion to spark a game-ending 22-0 run that was capped by back-to-back touchdown rushes by sophomore Markell Holman. He became the first player to repeat as NEC Rookie of the Week this season.

NEC PRIME PERFORMERS (WEEK 6)

Jack Barnum, CCSU (K, Sr.)

Barnum contributed 10 points to Central Connecticut's hard-fought 23-22 setback at Nutmeg State foe Yale on Saturday. Averaging 57.0 yards with touchbacks in three of six kickoffs, the veteran went 1-of-1 on PATs and was perfect in his three field goal attempts from 32, 38 and 42 yards out. Barnum also earned NEC Special Teams Player of the Week honors.

Elijah Howard, CCSU (RB, Jr.)

Howard finished with 108 rushing yards in a one-point setback at Yale on Saturday, marking the second time this season the junior ran for 100-plus yards. He added 68 yards on five catches to finish the contest with 215 all-purpose yards, the third-most by an NEC player in a game this season.

Brady Olson, CCSU (QB, Jr.)

Olson had 17 completions for a season-best 288 passing yards in Saturday's 23-22 defeat at Yale. Tying up the game at 10-all with a 49-yard touchdown throw to redshirt freshman Jamir Robinson, the junior capped a 16-0 run and gave the Blue Devils their first lead of the day at 22-17 on a 19-yard pass to graduate student Isaac Boston.

JaMario Clements, DUQ (RB, R-Jr.)

Clements racked up 147 yards on a career-best 20 carries in Duquesne's NEC-opening win over LIU on Saturday for his second game above the century mark this season. All but 13 of his yards came in the first half in a stretch that saw the Dukes take a commanding 33-7 lead in the eventual 47-21 victory.

Darius Perrantes, DUQ (QB, Sr.)

Perrantes had a hand in six of the Dukes' seven touchdowns to lead his team to a commanding 47-21 victory over visiting LIU on Saturday. Throwing five touchdowns and rushing for one more, the senior tied the NEC record for most scores accounted for in a single game with six. Perrantes also earned NEC Offensive Player of the Week accolades.

Michael Love, LIU (WR, Sr.)

Love caught for the second-most yards in a game by an NEC player this season in LIU's conference-opening defeat at defending champion and preseason favorite Duquesne on Saturday. The senior had a game- and career-high 139 yards on six catches.

Adam Urena, MU (QB, Sr.)

Urena racked up 305 yards in the air and threw for six touchdowns to help pilot Mercyhurst to a commanding 55-0 win over visiting Buffalo State on Saturday. The six scores marked the best performance by an NEC signal caller this season, while his 305 passing yards were the second-most by a conference player in 2024.

Markell Holman, SFU (RB, So.)

Holman piloted a triumphant comeback that saw Saint Francis U rally from an 11-point deficit over the final 5:38 of the game to score a 28-17 win at Delaware State on Saturday. After the Red Flash cut into their disadvantage on a Gavin Thomson touchdown reception and two-point conversion, the sophomore running back scored on 30-yard and 55-yard rushes to seal the victory.

Jake Cady, WC (QB, Gr.)

Cady sparked a first-half offense that gave Wagner a 14-point lead at the break with three touchdown passes during that stretch. The graduate student opened up the scoring with a season-long 77-yard touchdown throw to Jeremiah Colclough that gave the Seahawks a lead they would not relinquish with 8:52 left in the first.

Justin Reilly, WC (DB, Gr.)

Reilly was Wagner's leading tackler on Saturday in the Seahawks' win at Stonehill. The graduate student had 12 stops, including 10 solo tackles and 1.0 sack, to pace a defense that limited the Skyhawks to 52 rushing yards and one touchdown. Reilly also took home the NEC Defensive Player of the Week award for the first time this season.

Rickey Spruill, WC (RB, Sr.)

For the second time this season, Spruill rushed for 100-or-more yards after he recorded 103 in Wagner's first NEC win of the season, a 28-7 triumph at Stonehill. The senior running back caught a 24-yard touchdown pass in the second quarter before he solidified the victory with a 48-yard scamper in the final stanza.

TWO-SENTENCE GAME SUMMARIES

WAGNER 28, STONEHILL 7

Behind a smothering defensive effort that limited Stonehill to just 52 rushing yards, Wagner leveled up in NEC play with a decisive 28-7 road win on Saturday. Graduate student Jake Cady had three touchdown throws — including a go-ahead 77-yard bomb to sophomore wide receiver Jeremiah Colclough in the opening quarter — while veteran running back Rickey Spruill compiled 103 yards on the ground, one rushing score and a touchdown reception to pace the Seahawks.

DUQUESNE 47, LIU 21

Darius Perrantes had himself a day in front of a home crowd of nearly 3,000 fans on Saturday, accounting for all but one of Duquesne's seven touchdowns in a dominant win over LIU. Racking up 211 passing yards with five touchdown throws, the senior quarterback added a rushing score to help the Dukes roll past the Sharks by a 47-21 final in their NEC opener.

MERCYHURST 55, Buffalo State 0

Mercyhurst pitched a shutout on Saturday, using seven touchdowns to coast past visiting Buffalo State by a 55-0 final. Senior quarterback Adam Urena threw for a season-high 312 yards and six scores — including two apiece to senior Cameron Barmore and junior Braydon Black — for the Lakers, who outgained their opponents by a 574-166 margin.

SAINT FRANCIS U 28, Delaware State 17

Trailing by 11 with 5:18 left to play in the third quarter, Saint Francis U scored three times in the final 5:38 to come away with a 28-17 victory at Delaware State on Saturday. Coupling a redshirt senior Gavin Thomson touchdown catch with a two-point conversion to make it a one-possession game, sophomore running back Markell Holman completed the comeback and put the game out of reach with respective 30-yard and 55-yard rushing scores at the 4:51 and 1:08 marks of the final quarter.

Yale 23, CENTRAL CONNECTICUT 22

A last-ditch drive came up short as Central Connecticut dropped a one-point decision to Yale at the historic Yale Bowl in the first-ever meeting between the two Nutmeg State squads on Saturday. Junior running back Elijah Howard had 30 touches and 176 total yards on the day, including 108 rushing yards on 25 carries.

2024 NEC PRESEASON POLL

- 1. Duquesne (5)
- 2. Saint Francis U (1)
- 3. Robert Morris
- 4. LIU (1)
- 5. Stonehill
- 6. Wagner
- 7. CCSU

* First-place votes in parentheses ().
* Stonehill & Mercyhurst are ineligible for NEC AQ
* Mercyhurst is not eligible for preseason All-NEC honors and the regular-season title in 2024.

NEC IN THE TOP 25
(all-time rankings)

TEAM	Year	Poll	Rank	Week
Sacred Heart	2020	STATS	22	Final
Sacred Heart	2020	AFCA	22	Final
Duquesne	2020	STATS	25(t)	Apr 5
CCSU	2019	STATS	23	Final
CCSU	2019	AFCA	22	Final
CCSU	2019	STATS	17	Nov 24
CCSU	2019	AFCA	18	Nov 25
CCSU	2019	STATS	18	Nov 18
CCSU	2019	AFCA	18	Nov 18
CCSU	2019	STATS	19	Nov 11
CCSU	2019	AFCA	18	Nov 11
CCSU	2019	STATS	20	Nov 4
CCSU	2019	AFCA	17	Nov 4
CCSU	2019	STATS	19	Oct 28
CCSU	2019	AFCA	19	Oct 28
CCSU	2019	STATS	23	Oct 21
CCSU	2019	AFCA	24	Oct 21
CCSU	2019	STATS	25	Oct 14
Duquesne	2018	STATS	21	Final
Duquesne	2018	AFCA	24	Final
Saint Francis	2016	STATS	25	Nov 14
Sacred Heart	2014	STATS	24	Final
Sacred Heart	2014	AFCA	23	Final
Sacred Heart	2014	AFCA	22	Nov. 24
Sacred Heart	2014	AFCA	25	Nov 17
Bryant	2014	STATS	21	Nov 10
Bryant	2014	AFCA	21	Nov 10
Bryant	2014	STATS	23	Nov 3
Bryant	2014	AFCA	21	Nov 3
Bryant	2014	STATS	25	Oct 27
Bryant	2014	AFCA	24	Oct 27
Bryant	2014	AFCA	25	Oct 20
Sacred Heart	2014	STATS	24	Oct 20
Sacred Heart	2014	AFCA	22	Oct 20
Bryant	2014	AFCA	25(t)	Sep 15
Wagner	2012	STATS	21	Final
Wagner	2012	AFCA	22	Final
Albany	2011	AFCA	23	Final
Robert Morris	2010	STATS	25	Nov 8
Robert Morris	2010	AFCA	25	Nov 8
CCSU	2006	STATS	19	Oct 9
CCSU	2006	STATS	23	Oct 2
Albany	2006	STATS	23	Sep 25
CCSU	2006	STATS	23	Sep 18

SLANT ROUTES

CENTRAL CONNECTICUT leads the FCS in fumble recoveries this season with eight.

DUQUESNE running back JaMario Clements has ascended to the top of the NEC statistics with 493 yards on the ground and 98.6 rushing yards per game.

LIU looks for its first win of the season on Saturday when the Sharks play host to Stonehill.

MERCYHURST quarterback Adam Urena, who has thrown 17 touchdowns and just one interception, is second in the nation in touchdown passes.

ROBERT MORRIS boasts the league's top receiver in Noah Robinson, who has hauled in three touchdowns and an NEC-leading 78.4 yards per game.

SAINT FRANCIS U has held each of its four opponents to 126 rushing yards and is conceding just 96.6 yards per game on the ground to rank 11th in the nation.

STONEHILL came up short in its NEC opener for the first time since joining the conference in 2022.

WAGNER delivered another stellar defensive outing against Stonehill, holding an opponent to just seven points on a touchdown and a PAT for the second time this year.

2024 WEEKLY AWARDS

NEC OFFENSIVE PLAYER OF THE WEEK

Week 1 (Sep 2)	Ludovick Choquette, LIU
Week 2 (Sep 9)	Jeff Hoenstine, SFU
Week 3 (Sep 16)	JaMario Clements, DUQ
Week 4 (Sep 23)	Jarel Washington, STO
Week 5 (Sep 30)	Adam Urena, MU
Week 6 (Oct 7)	Darius Perrantes, DUQ
Week 7 (Oct 14)	
Week 8 (Oct 21)	
Week 9 (Oct 28)	
Week 10 (Nov 4)	
Week 11 (Nov 11)	
Week 12 (Nov 18)	

NEC DEFENSIVE PLAYER OF THE WEEK

Week 1 (Sep 2)	Paul Tangelo, SFU Tyris Harvey, RMU
Week 2 (Sep 9)	Malachi Wright, CCSU
Week 3 (Sep 16)	Jalen Howard, CCSU Luke Miller, DUQ
Week 4 (Sep 23)	Kimal Clark, CCSU
Week 5 (Sep 30)	Keon Freeman, RMU
Week 6 (Oct 7)	Justin Reilly, WC
Week 7 (Oct 14)	
Week 8 (Oct 21)	
Week 9 (Oct 28)	
Week 10 (Nov 4)	
Week 11 (Nov 11)	
Week 12 (Nov 18)	

NEC SPECIAL TEAMS PLAYER OF THE WEEK

Week 1 (Sep 2)	Jack Barnum, CCSU
Week 2 (Sep 9)	Mac Plummer, SFU
Week 3 (Sep 16)	Aidan Clark, CCSU
Week 4 (Sep 23)	Jack Barnum, CCSU
Week 5 (Sep 30)	Joshua Brown, WC
Week 6 (Oct 7)	Jack Barnum, CCSU
Week 7 (Oct 14)	
Week 8 (Oct 21)	
Week 9 (Oct 28)	
Week 10 (Nov 4)	
Week 11 (Nov 11)	
Week 12 (Nov 18)	
Week 13 (Nov 25)	

NEC ROOKIE OF THE WEEK

Week 1 (Sep 2)	Taveon Wheeler, LIU
Week 2 (Sep 9)	Jeff Hoenstine, SFU
Week 3 (Sep 16)	Luke Miller, DUQ
Week 4 (Sep 23)	Charles Battaglia, STO
Week 5 (Sep 30)	None Awarded
Week 6 (Oct 7)	Jeff Hoenstine, SFU
Week 7 (Oct 14)	
Week 8 (Oct 21)	
Week 9 (Oct 28)	
Week 10 (Nov 4)	
Week 11 (Nov 11)	
Week 12 (Nov 18)	
Week 13 (Nov 25)	

2024 NORTHEAST CONFERENCE FOOTBALL - WEEK 6 REPORT



CCSU BLUE DEVILS
(2-3, 1-0 NEC)

FIRST DOWNS:

- Averaging 1.0 sack per game, Jalen Howard is tied for eighth in the FCS in the category.
- Central Connecticut leads the FCS in fumble recoveries (8) while ranking third in sacks per game (3.20) and 10th in tackles-for-loss per game (7.2).
- The Blue Devils' offensive line has allowed just 0.60 sacks per game to rank fourth in the FCS. Three times this season, Central Connecticut has not allowed a sack against Fordham, Saint Francis U and UMass.
- NEC Special teams Player of the Week Jack Barnum registered a season-high 10 points in Central Connecticut's 23-22 defeat at Yale. With a nine-point outing earlier this season against Saint Francis U (Sept. 14), he leads NEC kickers with 7.4 points per game and is ranked No. 24 in the FCS with an 80.0 percent field goal conversion rate (8-for-10).

UP NEXT:

Central Connecticut returns home for the first time in more than a month to play host to Mercyhurst, the NEC's newest member, on Saturday at noon.

DATE	OPPONENT	TIME/RESULT
A 29	at Central Michigan	L, 10-66
S 07	FORDHAM	W, 33-3
S 14	at Saint Francis U *	W, 27-20
S 21	at UMass	L, 31-35
S 28	BYE	--
O 05	at Yale	L, 22-23
O 12	MERCYHURST	12:00 p.m.
O 19	at Dartmouth	1:00 p.m.
O 26	at LIU *	12:00 p.m.
N 02	WAGNER *	12:00 p.m.
N 09	at Stonehill *	1:00 p.m.
N 16	ROBERT MORRIS *	12:00 p.m.
N 23	DUQUESNE *	12:00 p.m.

CCSU FOOTBALL CONTACT

CHRIS O'CONNOR

Office: 860-832-3089

Email: oconnor@ccsu.edu

Website: www.ccsubluedevils.com

X (formerly known as Twitter) @ccsu_fb



DUQUESNE DUKES
(3-2, 1-0 NEC)

FIRST DOWNS:

- Duquesne rides a three-game win streak in Saturday's NEC contest that features wins over #20 Youngstown State, West Virginia Wesleyan and LIU.
- Senior Darius Perrantes threw for five touchdowns against the Sharks last Saturday. He is just one of 11 signal callers in the nation to have five-or-more touchdown passes in a single game.
- Perrantes accounted for six of his team's seven scores with a rushing touchdown to tie the NEC record for most scores in a game.
- With a 147 rushing yard game, JaMario Clements has emerged to the top of the NEC statistics with 493 yards on the ground and 98.6 rushing yards per game.

UP NEXT:

Duquesne looks to go 2-0 in NEC play for the second time in as many seasons when it hits the road for Saint Francis U on Saturday.

DATE	OPPONENT	TIME/RESULT
A 29	at Toledo	L, 10-49
S 07	at Boston College	L, 0-56
S 14	at #20 Youngstown State	W, 28-25
S 21	WEST VIRGINIA WESLEYAN	W, 35-0
S 28	BYE	--
O 05	LIU *	W, 47-21
O 12	at Saint Francis U *	12:00 p.m.
O 19	BYE	--
O 26	at Stonehill *	1:00 p.m.
N 02	MERCYHURST	12:00 p.m.
N 09	ROBERT MORRIS *	12:00 p.m.
N 16	WAGNER *	12:00 p.m.
N 23	at Central Connecticut *	12:00 p.m.

DUQUESNE FOOTBALL CONTACT

JACOB DAVEY

Office: 412-396-6565

Email: daveyj@duq.edu

Website: www.goduquesne.com

X (formerly known as Twitter) @duqfb



LIU SHARKS
(0-6, 0-1 NEC)

FIRST DOWNS:

- Senior wide receiver Michael Love eclipsed the century mark in receiving yards for the second time in his career on Saturday at NEC preseason favorite Duquesne. His 139 yards marked the second-most in a game by an NEC player this season.
- One of the most targeted receivers in the conference with 32 catches and 5.3 receptions per contest, Love is ranked fourth among conference leaders with 65.3 receiving yards per game. His five touchdown catches are good for second in the conference, behind Mercyhurst's Cameron Barmore (8).
- LIU's six-point loss at No. 16 UAlbany back in August marked the program's slimmest margin of defeat to a nationally-ranked FCS opponent in program history.

UP NEXT:

LIU looks to bounce back and score its first win of NEC play on Saturday when it hosts Stonehill for a 12 p.m. tilt.

DATE	OPPONENT	TIME/RESULT
A 31	at #16 UAlbany	L, 21-27
S 07	at TCU	L, 0-45
S 14	LEHIGH	L, 17-20
S 21	RHODE ISLAND	L, 21-28
S 28	at #6 Villanova	L, 10-24
O 05	at Duquesne *	L, 21-47
O 12	STONEHILL *	12:00 p.m.
O 19	at Robert Morris	12:00 p.m.
O 26	CENTRAL CONNECTICUT *	12:00 p.m.
N 02	BYE	--
N 09	at Sacred Heart	12:00 p.m.
N 16	SAINT FRANCIS U *	12:00 p.m.
N 23	at Wagner *	12:00 p.m.

LIU FOOTBALL CONTACT

PHILLIP BAUSK

Office: 914-843-7418

Email: phillip.bausk@liu.edu

Website: www.liuathletics.com

X (formerly known as Twitter) @liusharksfb

MERCYHURST LAKERS (2-4 OVERALL)

FIRST DOWNS:

- With 17 touchdown passes, including eight to graduate student Cameron Barmore, senior Adam Urena is second in the FCS in the category.
- Barmore's eight touchdown catches lead all FCS players.
- Throwing just one pick through the first six games of the season, Urena's 17.00 touchdown/interception ratio is second in the nation among signal callers with 10-or-more touchdowns.
- The NEC's leader in passing yards has thrown for 200-or-more yards in each of his six games this season and has multiple touchdowns in five of six contests in 2024. In addition, he is 18th in the FCS with 241.8 passing yards per game.
- Mercyhurst's offense ranks first in the NEC at 29.8 points per game.

UP NEXT:

The Lakers make their first trip to Central Connecticut on Saturday for a 12 p.m. opening kickoff.

DATE	OPPONENT	TIME/RESULT
A 29	at Wheeling	W, 28-25
S 07	at Howard	L, 31-32
S 14	at Robert Morris	L, 28-55
S 21	at #3 Montana State	L, 13-52
S 28	FROSTBURG STATE	L, 24-25
O 05	BUFFALO STATE	W, 55-0
O 12	at Central Connecticut	12:00 p.m.
O 19	BYE	--
O 26	at Sacred Heart	12:00 p.m.
N 02	at Duquesne	12:00 p.m.
N 09	LINCOLN	TBD
N 16	BYE	--
N 23	SAINT FRANCIS U	1:00 p.m.

MERCYHURST FOOTBALL CONTACT

JESSE HALL

Office: 814-824-3112

Email: jhall@mercyhurst.edu

Website: www.hurstathletics.com

X (formerly known as Twitter) @mercyhurstfb



ROBERT MORRIS COLONIALS (2-3, 1-0 NEC)

FIRST DOWNS:

- Robert Morris' passing offense is just one of two in the NEC to put up 200-more yards in the air per game this season.
- The Colonials' 216.2 passing yards per game are second behind Mercyhurst, which leads the league with 251.5 yards in the air per contest.
- With a league-leading four rushing scores, Tyvon Edmonds Jr. ranks second in the conference with 83.2 rushing yards per game, while his 416 yards on the ground are good for third in the NEC.
- The Colonials' roster boasts one of the league's top receivers in Noah Robinson. He has three touchdown catches and is averaging a league-high 78.4 receiving yards per game on 25 catches.

UP NEXT:

Robert Morris returns from a bye week to host Delaware State on Oct. 12 at 3:00 p.m. The NEC is 2-0 against the Hornets, as Wagner and Saint Francis U have each earned victories against the MEAC opponent.

DATE	OPPONENT	TIME/RESULT
A 31	at Utah State	L, 14-36
S 07	EDINBORO	L, 21-23
S 14	MERCYHURST	W, 55-28
S 21	at Wagner *	W, 21-14
S 28	at Eastern Kentucky	L, 7-31
O 05	BYE	--
O 12	DELAWARE STATE	3:00 p.m.
O 19	LIU *	12:00 p.m.
O 26	SAINT FRANCIS U *	2:00 p.m.
N 02	MERRIMACK	12:00 p.m.
N 09	at Duquesne *	12:00 p.m.
N 16	at Central Connecticut *	12:00 p.m.
N 23	STONEHILL *	12:00 p.m.

RMU FOOTBALL CONTACT

RYAN GAVATORTA

Office: 412-397-4919

Email: gavatorta@rmu.edu

Website: www.rmucolonials.com

X (formerly known as Twitter) @rmu_football



SAINT FRANCIS U RED FLASH (2-3, 0-1 NEC)

FIRST DOWNS:

- Saint Francis U has held opponents to 126 rushing yards or fewer in each of its five games this season. The Red Flash's rushing defense leads the NEC and is 11th in the FCS at 96.6 yards per game.
- Paul Tangelo is one of just nine FCS players to force multiple fumbles in a game this season, turning the trick in Saint Francis U's season opener at Dayton. He is tied for sixth in the nation with 0.40 forced fumbles per game.
- Saint Francis U's 13 touchdowns allowed are the fewest in the NEC this season, while its 23.0 points allowed per contest rank second in the circuit. In addition, the Red Flash rank eighth in the nation in total defense at 279.0 yards per game.

UP NEXT:

A rivalry match is on the docket for Saint Francis U as the Red Flash play host to defending league champion and fellow Keystone State member Duquesne on Saturday. Kickoff is slated for 12 p.m. on ESPN+.

DATE	OPPONENT	TIME/RESULT
A 31	at Dayton	L, 10-18
S 07	at Kent State	W, 23-17
S 14	CENTRAL CONNECTICUT *	L, 20-27
S 21	at Eastern Michigan	L, 0-36
S 28	BYE	--
O 05	at Delaware State	W, 28-17
O 12	DUQUESNE *	12:00 p.m.
O 19	at Wagner *	12:00 p.m.
O 26	at Robert Morris *	2:00 p.m.
N 02	STONEHILL *	1:00 p.m.
N 09	at LIU *	12:00 p.m.
N 16	at Mercyhurst	1:00 p.m.
N 23	STONEHILL	12:00 p.m.

SFU FOOTBALL CONTACT

BRIAN MINUTOLO

Office: 814-472-3180

Email: bminutolo@francis.edu

Website: www.sfuathletics.com

X (formerly known as Twitter) @redflashfb

2024 NORTHEAST CONFERENCE FOOTBALL - WEEK 6 REPORT



STONEHILL SKYHAWKS
(1-3, 0-1 NEC)

FIRST DOWNS:

- Stonehill dropped an NEC opener for the first time since joining the conference in 2022 on Saturday against Wagner. The Skyhawks previously defeated Duquesne in their first-ever league game in 2022 and Sacred Heart in 2023.
- In Stonehill's win over Sacred Heart last month, senior Jarel Washington (184 yards) and junior Zavion Woodard (110) became the first Stonehill tandem to rush for 100-plus yards in the same game since the Skyhawks made the jump to Division I.
- The Skyhawks entered last week's game as the NEC's rushing leader with 225.0 yards per game, but were held well below that threshold after running for just 52 yards in Saturday's defeat to the Seahawks.
- Despite the season-low rushing yard total — which marked the program's lowest since transitioning to Division I in 2022 — Stonehill leads the NEC in the category with 181.8 yards per game.

UP NEXT:

Stonehill heads to LIU with hopes of leveling up its record in NEC play on Saturday. Kickoff is set for 1:00 p.m. The Seahawks are 1-1 against the Sharks with a 34-28 setback in the inaugural meeting in 2022 and a 40-23 victory last season.

DATE	OPPONENT	TIME/RESULT
A 31	BYE	--
S 07	at Stony Brook	L, 10-37
S 14	at New Hampshire	L, 6-45
S 21	SACRED HEART	W, 35-21
S 28	BYE	--
O 05	WAGNER *	L, 7-28
O 12	at LIU *	1:00 p.m.
O 19	at Merrimack	1:00 p.m.
O 26	DUQUESNE *	1:00 p.m.
N 02	at Saint Francis U *	1:00 p.m.
N 09	CENTRAL CONNECTICUT *	1:00 p.m.
N 16	at Lafayette	12:30 p.m.
N 23	at Robert Morris *	12:00 p.m.

STONEHILL FOOTBALL CONTACT

DOUG MONSON

Office: 508-565-1352

Email: dmonson@stonehill.edu

Website: www.stonehillskyhawks.com

X (formerly known as Twitter) @StonehillFB



WAGNER SEAHAWKS
(3-3, 1-1 NEC)

FIRST DOWNS:

- Wagner is leveled up its record in NEC play to 1-1 with Saturday's win at Stonehill, marking the second time in as many years that the Seahawks win at least one of their first two league contests.
- The Seahawks improved to 2-1 all-time in the series with Stonehill with the victory.
- For the second time this season, the Seahawks conceded just one touchdown to their opposition, previously turning the trick against Delaware State in a 30-7 triumph last month.
- Wagner is one win away from matching last season's total, which marked the program's most fruitful season since going 4-7 in 2018.
- Holding opponents to 22.0 points per game, Wagner's defense is allowing the fewest points since 2016 (21.1 ppg). Last season, the Seahawks allowed 29.8 ppg.
- Defense has been the team's calling card, as the Seahawks are tied for 11th in the FCS with seven picks.

UP NEXT:

Wagner steps out of non-conference action to host Columbia on Saturday at noon. The contest is the first of a two-game homestand for the Seahawks.

DATE	OPPONENT	TIME/RESULT
A 31	Virginia Lynchburg	W, 46-7
S 07	at Lehigh	L, 13-49
S 14	at Delaware State	W, 30-7
S 21	ROBERT MORRIS *	L, 14-21
S 28	at FAU	L, 10-41
O 05	at Stonehill *	W, 28-7
O 12	COLUMBIA	12:00 p.m.
O 19	SAINT FRANCIS U *	12:00 p.m.
O 26	at UMass	3:30 p.m.
N 02	at Central Connecticut *	12:00 p.m.
N 09	BYE	--
N 16	at Duquesne *	12:00 p.m.
N 23	LIU *	12:00 p.m.

WAGNER FOOTBALL CONTACT

MAX ROTTENECKER

Office: 718-390-3227

Email: mrotennecker@wagner.edu

Website: www.wagnerathletics.com

X (formerly known as Twitter) @wagner_football

#NECFB vs. DI OPPONENTS

vs. FCS (4-12, .250)

Big Sky	0-1
Montana State	0-1
Coastal Athletic	0-5
UAlbany	0-1
New Hampshire	0-1
Rhode Island	0-1
Stony Brook	0-1
Villanova	0-1
Independent	1-1
Mercyhurst	0-1
Merrimack	0-0
Sacred Heart	1-0
Ivy	0-0
Columbia	0-0
Dartmouth	0-0
Yale	0-0
Mid-Eastern Athletic	2-1
Delaware State	2-0
Howard	0-1
Missouri Valley	1-0
Youngstown State	1-0
Patriot League	1-2
Fordham	1-0
Lafayette	0-0
Lehigh	0-2
Pioneer	0-1
Dayton	0-1
United	0-1
Eastern Kentucky	0-1

vs. FBS (1-8, .111)

ACC	0-1
Boston College	0-1
Big 12	0-1
TCU	0-1
Conference USA	0-1
Florida Atlantic	0-1
Mid-American	1-4
Central Michigan	0-1
Eastern Michigan	0-1
Kent State	1-0
UMass	0-1
Toledo	0-1
Mountain West	0-1
Utah State	0-1

2024 NORTHEAST CONFERENCE FOOTBALL - WEEK 6 REPORT

2024 MISCELLANEOUS STATISTICS

100-YARD RUSHING GAMES			
Player	100-149	150+	Total
Ludovick Choquette, LIU	1	--	1
JaMario Clements, DUQ	1	1	2
Tyvon Edmonds Jr., RMU	1	--	1
Markell Holman, SFU	--	1	1
Elijah Howard, CCSU	2	--	2
DeMarcus McElroy, SFU	1	--	1
Rickey Spruill, WC	2	--	2
Jarel Washington, STO	--	1	1
Zavion Woodard, STO	1	--	1

100-YARD RECEIVING GAMES			
Player	100-149	150+	Total
Cameron Barmore, MU	2	--	2
Jaylen Bonelli, WC	1	--	1
Michael Love, LIU	1	--	1
Gavin Thomson, SFU	1	--	1
Cody Ruff, STO	1	--	1

10-RECEPTION GAMES			
Player	10-14	15+	Total
--	--	--	--

200-YARD ALL-PURPOSE GAMES			
Player	200-299	300+	Total
JaMario Clements, DUQ	1	--	1
Markell Holman, SFU	1	--	1
Elijah Howard, CCSU	1	--	1
Michael Love, LIU	1	--	1

MULTI-TOUCHDOWN GAMES					
Player	2	3	4	5+	Total
Tedy Afful, DUQ	2	--	--	--	2
Cameron Barmore, MU	4	--	--	--	4
Brayden Black, MU	1	--	--	--	1
Jaylen Bonelli, WC	1	--	--	--	1
Ludovick Choquette, LIU	1	--	--	--	1
Tyvon Edmonds, Jr., RMU	1	--	--	--	1
Markell Holman, SFU	1	--	--	--	1
Elijah Howard, CCSU	1	--	--	--	1
Joey Isabella, DUQ	1	--	--	--	1
Jermaine Johnson, DUQ	1	--	--	--	1
Michael Love, LIU	1	--	--	--	1
Noah Robinson, RMU	1	--	--	--	1
Rickey Spruill, WC	1	--	--	--	1
Brian Trobel, MU	1	--	--	--	1
Jarel Washington, STO	1	--	--	--	1

MULTI-TOUCHDOWN PASS GAMES					
Player	2	3	4	5+	Total
Jake Cady, WC	1	2	--	--	3
Ashur Carraha, STO	1	--	--	--	1
Anthony Chiccott, RMU	--	--	--	1	1
Jordan Heisey, DUQ	--	1	--	--	1
Jeff Hoenstine, SFU	1	--	--	--	1
Damien Mazil, WC	1	--	--	--	1
Brady Olson, CCSU	3	--	--	--	3
Darius Perrantes, DUQ	1	--	--	1	2
Luca Stanzani, LIU	2	1	--	--	3
Adam Urena, MU	3	1	--	1	5

300-YARD PASS GAMES			
Player	300-399	400+	Total
Anthony Chiccott, RMU	1	--	1
Adam Urena	1	--	1

GAMES WITH RUSHING TD & PASSING TD

Player	
Jeff Hoenstine, SFU (1 passing TD, 1 rushing TD)	at Kent State (9/7/24)
Brady Olson, CCSU (1 passing TD, 1 rushing TD)	at Saint Francis U (9/14/24)
Luca Stanzani, LIU (2 passing TD, 1 rushing TD)	vs. Rhode Island (9/22/24)
Darius Perrantes, DUQ (5 passing TD, 1 rushing TD)	vs. LIU (10/5/24)

300-YARD TOTAL OFFENSE GAMES			
Player	300-349	350+	Total
Ashur Carraha, STO	1	--	1
Anthony Chiccott, RMU	1	--	1

10+ POINT KICKING GAMES			
Player	10-14	15+	Total
Jack Barnum, CCSU	1	--	1
Nathan Nagucki, MU	1	--	1
Mac Plummer, SFU	1	--	1



#NECFB PRESEASON TEAMS

The Northeast Conference named 27 student-athletes to its Preseason All-NEC Football Team on July 24 in conjunction with the league's annual "Social Media Day."

OFFENSE

QB	Darius Perrantes (1)	Duquesne
RB	Elijah Howard (2)	Central Connecticut
RB	Tyvon Edmonds Jr. (1)	Robert Morris
WR	Jaylen Bonelli (ROY)	Wagner
WR	Tedy Afful	Duquesne
WR	Noah Robinson	Robert Morris
TE/HB	Noah Canty	Duquesne
OL	Mason Imbt	Saint Francis U
OL	Vincent Lumia	Duquesne
OL	Isaiah DeLoatch	Central Connecticut
OL	Jake Timm (2)	LIU
OL	Brady Anderson	Wagner

DEFENSE

DL	Eddie Bierals (1)	Saint Francis U
DL	A.J. Ackerman	Duquesne
DL	Tizlam Muhammad	Robert Morris
DL	Jorel Liverpool	Wagner
LB	Gianni Rizzo (2)	Duquesne
LB	Jamar Shegog	Robert Morris
LB	Jayden Anderson	Central Connecticut
LB	Mercury Swaim	Saint Francis U
DB	Kimal Clark (1)	Central Connecticut
DB	Caleb Nartey	LIU
DB	Jordan Irvine	Stonehill
DB	Zachary Ricci	Wagner

SPECIAL TEAMS

PK	Jack Barnum (1)	Central Connecticut
P	Will Lynch (1)	LIU
RS	Michael Love	LIU

Previous season's honor(s) received in parentheses

- 1 - First Team All-NEC selection
- 2 - Second Team All-NEC selection
- POTY - Player of the Year (Offense or Defense)
- ROTY (Offense or Defense)



NEC ALUMNI IN THE NFL

Four NEC alumni are currently on NFL active rosters.

- Julius Chestnut (Sacred Heart) - Titans
- Cam Gil (Wagner) - Panthers
- Christian Kuntz (Duquesne) - Steelers
- Chris Williams (Wagner) - Browns



NEC ALUMNI IN THE CFL

In addition to the NEC alumni that are playing in the NFL, the following alumni were on CFL rosters at the end of the 2024 season.

- Daniel Adeboboye (Bryant) - Toronto
- Thomas Costigan (Bryant) - Toronto
- Ryan Saddler (Bryant) - Ottawa
- Chizi Umunakwe (CCSU) - Ottawa



NEC ALUMNI IN THE UFL

One NEC player has continued his football career as a current member of a United Football League team.

- David Satkowski (Stonehill) - D.C. Defenders



FCS ALL-IN

Host Meghan Robinson will join analysts Craig Haley and Sam Herder for the show, which will air on ESPN+.

- Thursday, August 22
- Thursday, October 17
- Thursday, January 2

NATIONAL PRESEASON HONORS

Ahead of the 2024 season, the NEC landed three players on national watch lists with two on the Walter Payton Award Preseason Watch List and one on the Buck Buchanan Award Preseason Watch list.



KIMAL CLARK
CCSU

DB • JR • 5-10 • 200 lbs
Lackawanna, NY/St. Francis



TYVON EDMONDS JR.
ROBERT MORRIS

RB • SR • 5-89 • 180 lbs
White Plains, NY/Merrimack



DARIUS PERRANTES
DUQUESNE

QB • SR • 6-0 • 220 lbs
Los Angeles, CA/Rhode Island

BUCK BUCHANAN AWARD WATCH LIST

Central Connecticut defensive back **Kimal Clark (Lackawanna, NY/St. Francis)** makes his return in 2024 as one of the top defensive backs in the circuit. Last season, he racked up 89 tackles for an average of 8.9 per match, which ranked second in the NEC and 32nd in the FCS. In addition, the Lackawanna, NY native's 5.3 solo stops per game were the 17th-most in the nation.

WALTER PAYTON AWARD WATCH LIST

Also pegged a FCS Preseason All-American by Stats Perform, running back **Tyvon Edmonds Jr. (White Plains, NY/Bishop McNamara (Merrimack))** was one of the nation's top running backs in 2023. Covering more than 1,000 yards on the ground while rushing for a league-best 10 touchdowns for Merrimack en route to capturing the league's rushing title a year ago

Darius Perrantes (Los Angeles, CA/St. Francis (URI)) was tabbed a finalist for the prestigious Walter Payton Award award after he led the nation in passing yards per completion (17.74) and was 15th in passing touchdowns (21). The California product put up 200-or-more passing yards against all seven NEC opponents and threw for three touchdowns four times in that stretch to help propel Duquesne to the program's sixth NEC crown and its fourth NCAA Division I FCS Playoff appearance since 2015.

WIN TOTALS AMONG CURRENT NEC FOOTBALL COACHES

Coch (Alma Mater)	School	Career	School Total
1. Jerry Schmitt (Westminster [PA] '83)	Duquesne	151-106 (23rd yr)	123-85 (19th yr)
2. Chris Villarrial (Indiana [PA])	Saint Francis U	66-83 (15th yr)	Same
3. Ron Cooper (Jacksonville State '83)	LIU	57-78 (13th yr)	8-20 (3rd yr)
4. Tom Masella (Wagner '82)	Wagner	52-99 (16th yr)	8-33 (6th yr)
5. Eli Gardner (Western New England '08)	Stonehill	37-36 (9th yr)	Same
6. Bernard Clark, Jr. (Miami '90)	Robert Morris	19-43 (7th yr)	Same
7. Ryan Riemedio (Minot State '08)	Mercyhurst	6-22 (3rd yr)	Same
8. Adam Lechtenberg (Nebraska '01)	Central Connecticut	5-11 (2nd yr)	Same

2024 NORTHEAST CONFERENCE FOOTBALL - WEEK 6 REPORT

ANNUAL NEC CHAMPIONS

Year	Champion	Overall	NEC
2023	Duquesne*	7-5	6-1
2022	Saint Francis U*	9-3	7-0
2021	Sacred Heart*	8-4	6-1
2020	Sacred Heart@*	3-2	2-1^
2019	Central Connecticut*	11-2	7-0
2018	Duquesne*	9-4	5-1
	Sacred Heart	7-4	5-1
2017	Central Connecticut*	8-4	6-0
2016	Saint Francis U*	7-5	5-1
	Duquesne	8-3	5-1
2015	Duquesne*	8-4	5-1
2014	Sacred Heart*	9-3	5-1
	Wagner	7-4	5-1
2013	Sacred Heart*	10-3	4-2
	Duquesne	7-4	4-2
2012	Wagner*	9-4	7-1
	UAlbany	9-2	7-1
2011	UAlbany*	8-4	7-1
	Duquesne	9-2	7-1
2010	Robert Morris*	8-3	7-1
	Central Connecticut	8-3	7-1
2009	Central Connecticut#	9-3	7-1
2008	UAlbany#	9-3	7-0
2007	UAlbany#	8-4	6-0
2006	Monmouth#	10-2	6-1
2005	Central Connecticut	7-4	5-2
	Stony Brook	6-5	5-2
2004	Monmouth	10-1	6-1
	Central Connecticut	8-2	6-1
2003	Monmouth	10-2	6-1
	UAlbany	7-4	6-1
2002	UAlbany	8-4	6-1
2001	Sacred Heart	11-0	8-0
2000	Robert Morris	10-0	8-0
1999	Robert Morris	8-2	7-0
1998	Robert Morris	4-6	4-1
	Monmouth	5-5	4-1
1997	Robert Morris	8-3	4-0
1996	Robert Morris	9-2	3-1

@ - Season played in Spring 2021

^ - Won 2021 Spring Championship Game (SHU 34, DUQ 27 [OT])

NEC ALL-TIME LEADERS

RUSHING YARDS

	Yards	Name	School	Years
1.	5,049	David Sinisi	Monmouth	2006-09
2.	4,629	AJ Hines	Duquesne	2016-19
3.	4,549	Larry McCoy	Duquesne	2009-12
4.	4,460	Rick Sarille	Wagner	1996-99
5.	4,435	Dom Williams	Wagner	2009-13
6.	4,287	David McCarty	UAlbany	2006-09
7.	4,271	Myles Russ	Robert Morris	2007-10
8.	4,238	Jordan Brown	Bryant	2009-12
9.	4,131	Kyle Harbridge	Saint Francis U	2009-13
10.	3,847	Sam Dorsett	Robert Morris	1999-03

PASSING YARDS

	Yards	Name	School	Years
1.	10,320	Dillon Buechel	Duquesne	2013-16
2.	9,016	RJ Noel	Sacred Heart	2013-16
3.	8,803	Dale Fink	Sacred Heart	2007-10
4.	8,544	Anthony Doria	Saint Francis U	2003-06
5.	8,129	Jacob Dolegala	CCSU	2015-18
6.	7,812	Brian Boland	Monmouth	2003-06
7.	7,468	Dalton Easton	Bryant	2014-16
8.	7,222	Tim Levick	Robert Morris	1998-01
9.	7,115	Kyle Frazier	Monmouth	2009-12
10.	7,111	RJ Noel	Sacred Heart	2013-16

RECEIVING YARDS

	Yards	Name	School	Years
1.	3,735	Jordan Harris	Bryant	2010-13
2.	3,464	Michael Caputo	Saint Francis U	2003-06
3.	3,302	Kamron Lewis	Saint Francis U	2015-18
4.	3,206	Tyler Dube	Sacred Heart	2012-15
5.	2,867	Miles Austin	Monmouth	2002-05
6.	2,863	Chris Turner	Wagner	2003-06
7.	2,848	Steve Tedesco	Sacred Heart	2006-09
8.	2,719	Nehari Crawford	Duquesne	2015-18
9.	2,574	Chris King	Duquesne	2013-15
10.	2,441	Antoine Rivera	Saint Francis U	2006-09

NEC SINGLE-GAME LEADERS

RUSHING YARDS

	Name	School	Yards	Opponent	Date
1.	Aaron Dawson	CCSU	361	Wagner	10.27.18
2.	Kyle Harbridge	SFU	346	Morehead State	9.17.11
3.	Justise Hairston	CCSU	332	Saint Francis U	10.7.06
4.	Cory Harge	CCSU	331	Stony Brook	11.6.04
5.	John Campbell	WC	324	Jacksonville	11.15.98

PASSING YARDS

	Name	School	Yards	Opponent	Date
1.	Anthony Doria	SFU	494	Sacred Heart	10.29.05
2.	Scott Bard	SBU	474	Wagner	10.6.01
3.	Kyle Frazier	MON	451	Cornell	10.13.12
4.	Connor Dixon	DUQ	429	Bucknell	9.6.08
	Kevin Duke	SHU	429	Bryant	11.4.17

RECEIVING YARDS

	Name	School	Yards	Opponent	Date
1.	Michael Caputo	SFU	294	Sacred Heart	10.29.05
2.	Tyjuan Massey	RMU	272	Sacred Heart	11.12.05
3.	Chris Phillis	ALB	251	Robert Morris	11.11.00
4.	Wayne Capers	DUQ	235	Jacksonville	10.1.16
5.	Jordan Harris	BRY	224	UAlbany	11.5.11

LONGEST RUSH

	Name	School	Yards	Opponent	Date
1.	Jordan Meachum	SHU	99	Bryant	10.27.18
	Dave Sinisi	MON	99	Sacred Heart	10.6.07
3.	Marques DeShields	SFU	98	Sacred Heart	10.23.21
4.	DeMarcus McElroy	SFU	97	CCSU	9.14.24
5.	Ricardo Mccray	BRY	96	Bryant	10.4.14

LONGEST PASS PLAY

	Name	School	Yards	Opponent	Date
1.	Z. Drayer, T. Smith	SFU	98	Sacred Heart	10.31.15
2.	T. Lecik	RMU	94	Wagner	10.3.98
	S. Tryon, J.T. Kirk	RMU	94	Sacred Heart	10.16.99
4.	Z. Dryer, C. Holder	SFU	92	Wagner	11.19.16
5.	C. Dixon, C. Carter	DUQ	91	Saint Francis U	9.20.08

50+ YARD FIELD GOALS

	Name	School	Yards	Opponent	Date
1.	Piotr Czech	WC	56	Saint Francis U	11.10.07
2.	Jeff Garlo	RMU	55	Buffalo Sate	9.2.00
3.	Czech Piotr	WC	54	Sacred Heart	9.30.06
	Czech Piotr	WC	54	CCSU	10.21.06
	David Lopez	WC	54	Georgetown	10.9.10
6.	Lance Geesey	SFU	52	Bryant	10.18.14
	James Cooper	WC	52	Sacred Heart	10.1.16
	Perry Shelbred	STO	52	CCSU	9.9.23
9.	Charlie Leventry	DUQ	51	Wagner	10.22.11
	David Lopez	WC	51	CCSU	9.22.12
	Charlie Leventry	DUQ	51	Wagner	11.17.12
	Ricky Perez	BRY	51	Montana State	9.10.16
13.	Jeff Carlo	RMU	50	Duquesne	11.21.98
	Blake Abbot	WC	50	St. John's	9.29.01
	Piotr Czech	WC	50	Jacksonville	11.17.07
	Josh Thiel	SFU	50	CCSU	10.27.12
	Lance Geesey	SFU	50	UAlbany	9.24.16
	Rick Perez	BRY	50	Robert Morris	11.5.16
	James Cooper	WC	50	Bryant	10.28.17
	Francis Cole	SFU	50	Lafayette	9.29.18
	Luke Samperi	BRY	50	Duquesne	11.16.19
	Alex Schmoke	SFU	50	LIU	10.15.22
	Jack Barnum	CCSU	50	Central Michigan	8.29.24
	Mac Plummer	SFU	50	Kent State	9.7.24

NEC SINGLE-SEASON LEADERS

RUSHING YARDS

	Yards	Name	School	Year
1.	1,852	David McCarty	UAlbany	2008
2.	1,847	Justise Hairston	Central Connecticut	2006
3.	1,815	Jordan Brown	Bryant	2011
4.	1,713	Jason Butler	Wagner	2007
5.	1,710	Ryan Fulse	Wagner	2018

PASSING YARDS

	Yards	Name	School	Year
1.	3,321	John Sciarra	Wagner	2005
2.	3,311	Price Wilson	Bryant	2017
3.	3,084	Jason Brown	Saint Francis U	2019
4.	2,934	Jacob Dolegala	Central Connecticut	2016
5.	2,929	Westin Elliott	Merrimack	2021

RECEIVING YARDS

	Yards	Name	School	Year
1.	1,478	Kamron Lewis	Saint Francis U	2016
2.	1,433	Michael Caputo	Saint Francis U	2005
3.	1,243	Jordan Harris	Bryant	2012
4.	1,160	Tyler Dube	Sacred Heart	2015
5.	1,157	DeVeren Johnson	Sacred Heart	2001

TOUCHDOWN PASSES

	TDs	Name	School	Year
1.	34	Westin Elliott	Merrimack	2021
2.	30	Westin Elliott	Merrimack	2021
3.	28	Dalton Easton	Bryant	2016
	28	Jason Brown	Saint Francis U	2019
5.	27	Tommy Stuart	Duquesne	2017

TOUCHDOWN RECEPTIONS

	TDs	Name	School	Year
1.	16	Connor Dixon	Duquesne	2011
	16	Tyler Dube	Sacred Heart	2014
3.	15	Jordan Harris	Bryant	2012
	15	Nehari Crawford	Duquesne	2017
5.	14	Chris King	Duquesne	2014

TOUCHDOWN RECEPTIONS

	TDs	Name	School	Year
1.	22	Gary Jones	UAlbany	2002
	22	David Sinisi	Monmouth	2008
3.	21	Chris Reed	Monmouth	1998
4.	20	Justise Hairston	Central Connecticut	2006
5.	19	Jordan Brown	Bryant	2011

RECEIVING YARDS PER GAME

	Yards	Name	School	Year
1.	130.3	Michael Caputo	Saint Francis U	2005
2.	125.5	Miles Austin	Monmouth	2005
3.	124.3	Jordan Harris	Bryant	2012
4.	123.2	Kamron Lewis	Saint Francis U	2016
5.	105.5	Tyler Dube	Sacred Heart	2015

RUSHING YARDS PER GAME

	Yards	Name	School	Year
1.	171.0	Julius Chestnut	Sacred Heart	2020*
2.	167.9	Justise Hairston	Central Connecticut	2006
3.	165.0	Jordan Brown	Bryant	2011
4.	155.7	Jason Butler	Wagner	2007
5.	155.5	Ryan Fulse	Wagner	2018

2023: NEC FOOTBALL SHINES IN NATIONAL SPOTLIGHT

With exposure on prime time national television, a plethora of national recognition across several platforms and wide-ranging team and individual accomplishments, it's no surprise that Northeast Conference (NEC) football continued to grow its brand and expand its outreach in 2023.

YEAR-IN-REVIEW

The road wasn't an easy one, but at the end of the 2023 regular season, it was Duquesne that established itself as the top dog in NEC football.

There was some parity en route to determining the NEC's regular season champion and automatic qualifier for the NCAA Division I FCS Playoffs, though. Merrimack was the culprit of the drama, as the Warriors forced a de-facto championship game in North Andover on the final day of the regular season for the second time in as many years.

Already clinching at least a share of their sixth NEC regular season crown, Duquesne took care of business and won the title outright with a 26-14 victory. With the victory, the 6-1 Dukes punched the program's third ticket to the NCAA Division I FCS Playoffs.

Duquesne visited Missouri Valley Football Conference champion Youngstown, but came up short to the Penguins in the Buckeye State.

For the first time in the 28-year history of NEC football, second place in the league standings was shared by four teams as Stonehill, Merrimack, Saint Francis U and LIU each finished with 4-3 marks in conference play. The Sharks and Skyhawks closed out the slate as two of the hottest teams in the circuit, ripping off wins in three of their final four games.

WADLEY LEADS NEC ALL-AMERICA QUARTET

Four NEC football standouts added FedEx Ground Stats Perform FCS All-America distinction to their already lengthy resumés

Merrimack sophomore Donovan Wadley highlighted the honorees by earning a spot on the FCS All-America First Team as a return specialist. In the process, he became the first Warrior to garner the distinction.

A pair of LIU teammates joined Wadley on the All-America list with redshirt sophomore Eric O'Neill and redshirt senior Owen Glascoe taking home Second Team and Third Team honors, respectively.

Rounding out the NEC's FedEx Ground Stats Perform FCS All-America recipients was Saint Francis U redshirt freshman Carter Glassmyer, who was named to the Stats Perform FCS Freshman All-America Team.



The NEC also had two players earn spots on the 2023 Associated Press FCS All-America Football Third Team in O'Neill and Saint Francis U senior offensive lineman Seth Osborne.

The postseason honors continued to roll in with five NEC ballers earning All-America recognition from FCS Football Central. Wadley and O'Neill grabbed First Team and Second Team honors, respectively, while three rookies garnered Freshman All-America distinction.

NATIONAL WEEKLY RECOGNITION

The NEC landed a pair of national weekly awards this season. Stonehill defensive back Nigel Henderson became the first NEC player to garner national recognition in 2023 when he was named the FedEx Ground FCS National freshman Player of the Week following a game-sealing forced fumble at Georgetown. Saint Francis U redshirt freshman quarterback Nick Whitfield Jr. earned the same honor after he orchestrated a 22-point comeback to lead the Red Flash to a Week 9 win over Merrimack.



LEO DRAFTED BY INDIANAPOLIS COLTS

Wagner football standout and two-time Northeast Conference (NEC) Defensive Player of the Year Titus Leo was selected by the Indianapolis Colts in the sixth round of the 2023 NFL Draft on Saturday, becoming the highest draft pick in school history and the fifth highest in NEC annals.

Leo, who was selected with the 211th overall pick, reunited with former Seahawk Chris Williams in Indianapolis.



FIVE NATIONAL FINALISTS

The Northeast Conference is home to five finalists in the Stats Perform FCS Legacy Awards Program. Duquesne led the way by landing a pair of honorees.



WALTER PAYTON AWARD (Top Offensive Player)

Darius Perrantes, Duquesne
Junior, Quarterback

Perrantes led the entire FCS with a 17.7 yard-per-completion average and was 15th in the nation with an NEC-leading 21 touchdown passes. He threw for over 200 yards in every conference matchup and had multiple touchdown passes in seven games.

BUCK BUCHANAN AWARD (Top Defensive Player)

Eric O'Neill, LIU

Redshirt Sophomore, Defensive Lineman

O'Neill, who made the cut for last year's Jerry Rice Award, was second in the NEC in sacks (5.5 per game) and first in the league in tackles-for-loss (23.5). In addition, his 2.1 tackles-for-loss per contest ranked second amongst all FCS defenders.

JERRY RICE AWARD (Top Freshman Player)

Carter Glassmyer, Saint Francis U
Redshirt Freshman, Linebacker

Glassmyer totaled 90 tackles (50 solo), 6.5 tackles-for-loss, 2.5 sacks, one forced fumble and one fumble recovery. Averaging 9.0 tackles per game, he led all freshmen in the nation and finished in a tie for 27th overall in the category.

DORIS ROBINSON AWARD (Top Scholar-Athlete)

David Satkowski, Stonehill
Senior, Offensive Lineman

Satkowski graduated with a Bachelor's Degree as a secondary education major with a 3.82 GPA. and is pursuing a Graduate Certification in Diversity, Equity and Inclusion. He has volunteered at the Stoughton Homework Center.

EDDIE ROBINSON AWARD (Top Coach)

Jerry Schmitt, Duquesne

Schmitt led Duquesne to the program's sixth NEC title and third FCS Playoff appearance in 2023. The winningest coach in program history led the Dukes to a 6-1 record, marking the second-most conference wins in program history.

2024 NORTHEAST CONFERENCE FOOTBALL – WEEK 6 REPORT

WEEK ZERO

Saturday, August 24

Open Date: Central Connecticut, Duquesne, LIU, Mercyhurst, Robert Morris, Saint Francis U, Stonehill, Wagner

WEEK ONE

Thursday, August 29

Central Michigan 66, Central Connecticut 10
Mercyhurst 28, Wheeling 25
Toledo 49, Duquesne 10

Saturday, August 31

Dayton 18, Saint Francis U 10
Wagner 46, Virginia Lynchburg 7
#16 UAlbany 27, LIU 21
Utah State 36, Robert Morris 14

WEEK TWO

Saturday, September 7

Lehigh 49, Wagner 13
Saint Francis U 23, Kent State 17
Stony Brook 37, Stonehill 10
Boston College 56, Duquesne 0
Central Connecticut 33, Fordham 0
Edinboro 23, Robert Morris 21
Howard 32, Mercyhurst 31
TCU 45, LIU 0

WEEK THREE

Saturday, September 14

Robert Morris 55, Mercyhurst 28
Central Connecticut 27, Saint Francis U 20
Lehigh 20, LIU 17
Duquesne 28, #20 Youngstown State 25
Wagner 30, Delaware State 7
New Hampshire 45, Stonehill 6

WEEK FOUR

Saturday, September 21

Duquesne 35, West Virginia Wesleyan 0
Rhode Island 28, LIU 21
Stonehill 35, Sacred Heart 21
#3 Montana State 52, Mercyhurst 13
Eastern Michigan 36, Saint Francis U 0
UMass 35, Central Connecticut 31
Robert Morris 21, Wagner 14

WEEK FIVE

Saturday, September 28

Frostburg State 25, Mercyhurst 24
Eastern Kentucky 31, Robert Morris 7
#6 Villanova 24, LIU 10
FAU 41, Wagner 10

Open Date: Central Connecticut, Duquesne, Saint Francis U, Stonehill

WEEK SIX

Saturday, October 5

Yale 23, Central Connecticut 22
Wagner 28, Stonehill 7
Saint Francis U 28, Delaware State 17
Mercyhurst 55, Buffalo State 0
Duquesne 47, LIU 21

Open Date: Robert Morris

WEEK SEVEN

Saturday, October 12

Duquesne at Saint Francis U	ESPN+	12:00 p.m.
Mercyhurst at Central Connecticut		12:00 p.m.
Stonehill at LIU		12:00 p.m.
Columbia at Wagner		12:00 p.m.
Delaware State at Robert Morris		3:00 p.m.

WEEK EIGHT

Saturday, October 19

Saint Francis U at Wagner		12:00 p.m.
LIU at Robert Morris		12:00 p.m.
Central Connecticut at Dartmouth		1:00 p.m.
Stonehill at Merrimack		1:00 p.m.

Open Date: Duquesne, Mercyhurst

WEEK NINE

Saturday, October 26

Central Connecticut at LIU	ESPN+	12:00 p.m.
Mercyhurst at Sacred Heart		12:00 p.m.
Duquesne at Stonehill		1:00 p.m.
Saint Francis U at Robert Morris		2:00 p.m.
Wagner at UMass		3:30 p.m.

WEEK TEN

Saturday, November 2

Wagner at Central Connecticut		12:00 p.m.
Mercyhurst at Duquesne		12:00 p.m.
Merrimack at Robert Morris		12:00 p.m.
Stonehill at Saint Francis U		1:00 p.m.

Open Date: LIU

WEEK ELEVEN

Saturday, November 9

Lincoln at Mercyhurst		TBD
LIU at Sacred Heart		12:00 p.m.
Robert Morris at Duquesne		12:00 p.m.
Central Connecticut at Stonehill		1:00 p.m.

Open Date: Saint Francis U, Wagner

WEEK TWELVE

Saturday, November 16

Robert Morris at Central Connecticut		12:00 p.m.
Wagner at Duquesne		12:00 p.m.
Saint Francis U at LIU		12:00 p.m.
Stonehill at Lafayette		12:30 p.m.

Open Date: Mercyhurst

WEEK THIRTEEN

Saturday, November 23

Stonehill at Robert Morris		12:00 p.m.
Duquesne at Central Connecticut		12:00 p.m.
LIU at Wagner		12:00 p.m.
Saint Francis U at Mercyhurst		1:00 p.m.



2024-25 NEC Football
Team Highs
All games

Page 1/4
as of Oct 06, 2024

POINTS	55	Mercyhurst vs Buffalo St. (10/05/2024)
	55	Robert Morris vs Mercyhurst (09/14/2024)
POINTS SCORED KICKING	13	Mercyhurst vs Buffalo St. (10/05/2024)
TOUCHDOWNS	8	Robert Morris vs Mercyhurst (09/14/2024)
TOTAL OFFENSE YARDS	573	Mercyhurst vs Buffalo St. (10/05/2024)
TOTAL OFFENSE PLAYS	79	Central Conn. St. at Saint Francis (09/14/2024)
TOTAL OFFENSE YARDS/PLAY	9.0	Mercyhurst vs Buffalo St. (10/05/2024)
RUSHING YARDS	354	Stonehill vs Sacred Heart (09/21/2024)
RUSHING ATTEMPTS	51	Stonehill vs Sacred Heart (09/21/2024)
YARDS PER RUSH	11.1	Duquesne at Youngstown St. (09/14/2024)
RUSHING TDS	3	Robert Morris at Wagner (09/21/2024)
	3	Stonehill vs Sacred Heart (09/21/2024)
LONGEST RUSH	97	Saint Francis vs Central Conn. St. (09/14/2024)
PASSING YARDS	365	Robert Morris vs Mercyhurst (09/14/2024)
PASSING ATTEMPTS	44	Mercyhurst at Montana St. (09/21/2024)
PASSING TDS	7	Mercyhurst vs Buffalo St. (10/05/2024)
LONGEST PASS	77	Wagner at Stonehill (10/05/2024)
PASSES COMPLETED	29	Mercyhurst vs Buffalo St. (10/05/2024)
	29	Robert Morris at Utah St. (08/31/2024)
HAD INTERCEPTED	3	Wagner at Lehigh (09/07/2024)
PASS COMPLETION PCT	80.0	Saint Francis vs Central Conn. St. (09/14/2024)
PASSING YARDS/ATTEMPT	12.6	Wagner vs Virginia-Lynchburg (08/31/2024)
YARDS PER CATCH	28.0	Wagner at Stonehill (10/05/2024)
FIELD GOAL ATTEMPTS	3	Central Conn. St. at Yale (10/05/2024)
	3	Central Conn. St. at Saint Francis (09/14/2024)
	3	Saint Francis at Kent St. (09/07/2024)
FIELD GOALS MADE	3	Central Conn. St. at Yale (10/05/2024)
	3	Saint Francis at Kent St. (09/07/2024)
LONGEST FIELD GOAL	50	Saint Francis at Kent St. (09/07/2024)
	50	Central Conn. St. at Central Mich. (08/29/2024)
FIELD GOAL PCT	100.0	Mercyhurst vs Buffalo St. (10/05/2024)
	100.0	Central Conn. St. at Yale (10/05/2024)
	100.0	LIU at Villanova (09/28/2024)
	100.0	Wagner at Fla. Atlantic (09/28/2024)
	100.0	Central Conn. St. at Massachusetts (09/21/2024)
	100.0	Wagner at Delaware St. (09/14/2024)
	100.0	Mercyhurst at Howard (09/07/2024)
	100.0	Saint Francis at Kent St. (09/07/2024)
	100.0	Saint Francis at Dayton (08/31/2024)
	100.0	Duquesne at Toledo (08/29/2024)
	100.0	Central Conn. St. at Central Mich. (08/29/2024)
PAT KICKS ATTEMPTED	8	Robert Morris vs Mercyhurst (09/14/2024)
PAT KICKS MADE	7	Mercyhurst vs Buffalo St. (10/05/2024)
	7	Robert Morris vs Mercyhurst (09/14/2024)



2024-25 NEC Football
Team Highs
All games

Page 2/4
as of Oct 06, 2024

PAT KICKS PCT	100.0	Wagner at Stonehill (10/05/2024)
	100.0	Stonehill vs Wagner (10/05/2024)
	100.0	Mercyhurst vs Buffalo St. (10/05/2024)
	100.0	LIU at Duquesne (10/05/2024)
	100.0	Central Conn. St. at Yale (10/05/2024)
	100.0	LIU at Villanova (09/28/2024)
	100.0	Wagner at Fla. Atlantic (09/28/2024)
	100.0	Robert Morris at Eastern Ky. (09/28/2024)
	100.0	Wagner vs Robert Morris (09/21/2024)
	100.0	Robert Morris at Wagner (09/21/2024)
	100.0	Central Conn. St. at Massachusetts (09/21/2024)
	100.0	Stonehill vs Sacred Heart (09/21/2024)
	100.0	LIU vs Rhode Island (09/21/2024)
	100.0	Duquesne vs West Va. Wesleyan (09/21/2024)
	100.0	Duquesne at Youngstown St. (09/14/2024)
	100.0	LIU vs Lehigh (09/14/2024)
	100.0	Central Conn. St. at Saint Francis (09/14/2024)
	100.0	Mercyhurst at Robert Morris (09/14/2024)
	100.0	Robert Morris vs Edinboro (09/07/2024)
	100.0	Central Conn. St. vs Fordham (09/07/2024)
	100.0	Stonehill at Stony Brook (09/07/2024)
	100.0	Saint Francis at Kent St. (09/07/2024)
	100.0	LIU at UAlbany (08/31/2024)
	100.0	Robert Morris at Utah St. (08/31/2024)
	100.0	Saint Francis at Dayton (08/31/2024)
	100.0	Duquesne at Toledo (08/29/2024)
	100.0	Mercyhurst at Wheeling (08/29/2024)
	100.0	Central Conn. St. at Central Mich. (08/29/2024)
2 POINTS PATS MADE	1	Saint Francis at Delaware St. (10/05/2024)
	1	Mercyhurst at Robert Morris (09/14/2024)
	1	Mercyhurst at Howard (09/07/2024)
PUNTS	10	LIU at TCU (09/07/2024)
LONGEST PUNT	84	Central Conn. St. at Saint Francis (09/14/2024)
YARDS PUNTED	374	Robert Morris at Utah St. (08/31/2024)
PUNTING AVG	50.3	Central Conn. St. at Saint Francis (09/14/2024)
PUNT RETURNS	5	Mercyhurst vs Buffalo St. (10/05/2024)
	5	Robert Morris at Wagner (09/21/2024)
PUNT RETURN YARDS	112	Mercyhurst vs Buffalo St. (10/05/2024)
PUNT RETURN AVG	22.4	Mercyhurst vs Buffalo St. (10/05/2024)
LONGEST PUNT RETURN	55	Mercyhurst vs Buffalo St. (10/05/2024)
KICK RETURN	6	Wagner at Lehigh (09/07/2024)
KICK RETURN YARDS	141	Saint Francis vs Central Conn. St. (09/14/2024)
KICK RETURN AVERAGE	39.5	Wagner at Stonehill (10/05/2024)
LONGEST KICK RETURN	94	Saint Francis vs Central Conn. St. (09/14/2024)
KICK RETURN TDS	1	Saint Francis vs Central Conn. St. (09/14/2024)
INTERCEPTIONS	3	Robert Morris at Utah St. (08/31/2024)
INTERCEPTION RETURN YARDS	78	Wagner at Delaware St. (09/14/2024)
INTERCEPTION RETURN AVERAGE	39.0	Wagner at Delaware St. (09/14/2024)
LONGEST INTERCEPTION RETURN	64	Wagner at Delaware St. (09/14/2024)



2024-25 NEC Football
Team Highs
All games

Page 3/4
as of Oct 06, 2024

INTERCEPTION RETURN TDS	0	Wagner at Stonehill (10/05/2024)
	0	Stonehill vs Wagner (10/05/2024)
	0	Mercyhurst vs Buffalo St. (10/05/2024)
	0	Duquesne vs LIU (10/05/2024)
	0	Saint Francis at Delaware St. (10/05/2024)
	0	LIU at Duquesne (10/05/2024)
	0	Central Conn. St. at Yale (10/05/2024)
	0	LIU at Villanova (09/28/2024)
	0	Wagner at Fla. Atlantic (09/28/2024)
	0	Robert Morris at Eastern Ky. (09/28/2024)
	0	Mercyhurst vs Frostburg St. (09/28/2024)
	0	Wagner vs Robert Morris (09/21/2024)
	0	Robert Morris at Wagner (09/21/2024)
	0	Central Conn. St. at Massachusetts (09/21/2024)
	0	Saint Francis at Eastern Mich. (09/21/2024)
	0	Stonehill vs Sacred Heart (09/21/2024)
	0	Mercyhurst at Montana St. (09/21/2024)
	0	LIU vs Rhode Island (09/21/2024)
	0	Duquesne vs West Va. Wesleyan (09/21/2024)
	0	Stonehill at New Hampshire (09/14/2024)
	0	Wagner at Delaware St. (09/14/2024)
	0	Duquesne at Youngstown St. (09/14/2024)
	0	Saint Francis vs Central Conn. St. (09/14/2024)
	0	LIU vs Lehigh (09/14/2024)
	0	Central Conn. St. at Saint Francis (09/14/2024)
	0	Robert Morris vs Mercyhurst (09/14/2024)
	0	Mercyhurst at Robert Morris (09/14/2024)
	0	LIU at TCU (09/07/2024)
	0	Mercyhurst at Howard (09/07/2024)
	0	Robert Morris vs Edinboro (09/07/2024)
	0	Central Conn. St. vs Fordham (09/07/2024)
	0	Stonehill at Stony Brook (09/07/2024)
	0	Duquesne at Boston College (09/07/2024)
	0	Saint Francis at Kent St. (09/07/2024)
	0	Wagner at Lehigh (09/07/2024)
	0	LIU at UAlbany (08/31/2024)
	0	Robert Morris at Utah St. (08/31/2024)
	0	Wagner vs Virginia-Lynchburg (08/31/2024)
	0	Saint Francis at Dayton (08/31/2024)
	0	Duquesne at Toledo (08/29/2024)
	0	Mercyhurst at Wheeling (08/29/2024)
	0	Central Conn. St. at Central Mich. (08/29/2024)
FUMBLES LOST	3	Saint Francis at Delaware St. (10/05/2024)
	3	Saint Francis vs Central Conn. St. (09/14/2024)
	3	Saint Francis at Dayton (08/31/2024)
FUMBLES RECOVERED	5	Central Conn. St. vs Fordham (09/07/2024)
SACKED BY OPP	6	Saint Francis at Eastern Mich. (09/21/2024)
	6	Mercyhurst at Montana St. (09/21/2024)
	6	Saint Francis vs Central Conn. St. (09/14/2024)
QB SACKS	7	LIU at UAlbany (08/31/2024)
TURNOVERS COMMITTED	4	Saint Francis vs Central Conn. St. (09/14/2024)
	4	Central Conn. St. vs Fordham (09/07/2024)
	4	Wagner at Lehigh (09/07/2024)
TURNOVERS CAUSED	5	Central Conn. St. vs Fordham (09/07/2024)
KICKS BLOCKED	2	Mercyhurst vs Frostburg St. (09/28/2024)
FIRST DOWNS	13	Robert Morris vs Mercyhurst (09/14/2024)



2024-25 NEC Football
Team Highs
All games

Page 4/4
as of Oct 06, 2024

1ST DOWN RUSHING	15	Wagner at Stonehill (10/05/2024)
1ST DOWN PASSING	18	Robert Morris vs Mercyhurst (09/14/2024)
1ST DOWN BY PENALTY	6	Robert Morris at Wagner (09/21/2024)
PENALTIES	13	Wagner vs Robert Morris (09/21/2024)
	13	Robert Morris at Utah St. (08/31/2024)
PENALTIES YARDS	140	Wagner vs Robert Morris (09/21/2024)



2024-25 NEC Football
Opponent Highs
All games

Page 1/3
as of Oct 06, 2024

POINTS	66	Central Conn. St. at Central Mich. (08/29/2024)
POINTS SCORED KICKING	12	Saint Francis at Eastern Mich. (09/21/2024)
	12	Robert Morris at Utah St. (08/31/2024)
	12	Central Conn. St. at Central Mich. (08/29/2024)
TOUCHDOWNS	9	Central Conn. St. at Central Mich. (08/29/2024)
TOTAL OFFENSE YARDS	646	Robert Morris at Utah St. (08/31/2024)
TOTAL OFFENSE PLAYS	79	Saint Francis vs Central Conn. St. (09/14/2024)
TOTAL OFFENSE YARDS/PLAY	9.6	Robert Morris at Utah St. (08/31/2024)
RUSHING YARDS	315	Wagner at Fla. Atlantic (09/28/2024)
RUSHING ATTEMPTS	53	LIU at Villanova (09/28/2024)
YARDS PER RUSH	9.8	Robert Morris at Utah St. (08/31/2024)
RUSHING TDS	5	Wagner at Fla. Atlantic (09/28/2024)
LONGEST RUSH	97	Central Conn. St. at Saint Francis (09/14/2024)
PASSING YARDS	439	Stonehill at New Hampshire (09/14/2024)
PASSING ATTEMPTS	43	Saint Francis vs Central Conn. St. (09/14/2024)
PASSING TDS	6	Stonehill at New Hampshire (09/14/2024)
	6	Mercyhurst at Robert Morris (09/14/2024)
LONGEST PASS	89	Saint Francis at Eastern Mich. (09/21/2024)
PASSES COMPLETED	27	Robert Morris vs Mercyhurst (09/14/2024)
HAD INTERCEPTED	3	Robert Morris at Utah St. (08/31/2024)
PASS COMPLETION PCT	84.6	Duquesne at Boston College (09/07/2024)
PASSING YARDS/ATTEMPT	19.8	Duquesne at Boston College (09/07/2024)
YARDS PER CATCH	28.0	Stonehill vs Wagner (10/05/2024)
FIELD GOAL ATTEMPTS	3	Saint Francis at Eastern Mich. (09/21/2024)
	3	Saint Francis vs Central Conn. St. (09/14/2024)
	3	Mercyhurst at Howard (09/07/2024)
	3	Robert Morris at Utah St. (08/31/2024)
FIELD GOALS MADE	3	Saint Francis at Eastern Mich. (09/21/2024)
	3	Robert Morris at Utah St. (08/31/2024)
LONGEST FIELD GOAL	51	Wagner at Fla. Atlantic (09/28/2024)
FIELD GOAL PCT	100.0	Saint Francis at Delaware St. (10/05/2024)
	100.0	Wagner at Fla. Atlantic (09/28/2024)
	100.0	Robert Morris at Eastern Ky. (09/28/2024)
	100.0	Saint Francis at Eastern Mich. (09/21/2024)
	100.0	Mercyhurst at Montana St. (09/21/2024)
	100.0	Stonehill at New Hampshire (09/14/2024)
	100.0	Duquesne at Youngstown St. (09/14/2024)
	100.0	Central Conn. St. vs Fordham (09/07/2024)
	100.0	Stonehill at Stony Brook (09/07/2024)
	100.0	LIU at UAlbany (08/31/2024)
	100.0	Robert Morris at Utah St. (08/31/2024)
	100.0	Saint Francis at Dayton (08/31/2024)
	100.0	Mercyhurst at Wheeling (08/29/2024)
	100.0	Central Conn. St. at Central Mich. (08/29/2024)
PAT KICKS ATTEMPTED	9	Central Conn. St. at Central Mich. (08/29/2024)
PAT KICKS MADE	9	Central Conn. St. at Central Mich. (08/29/2024)



2024-25 NEC Football
Opponent Highs
All games

Page 2/3
as of Oct 06, 2024

PAT KICKS PCT	100.0	Stonehill vs Wagner (10/05/2024)
	100.0	Wagner at Stonehill (10/05/2024)
	100.0	Saint Francis at Delaware St. (10/05/2024)
	100.0	Duquesne vs LIU (10/05/2024)
	100.0	Central Conn. St. at Yale (10/05/2024)
	100.0	LIU at Villanova (09/28/2024)
	100.0	Wagner at Fla. Atlantic (09/28/2024)
	100.0	Robert Morris at Eastern Ky. (09/28/2024)
	100.0	Mercyhurst vs Frostburg St. (09/28/2024)
	100.0	Robert Morris at Wagner (09/21/2024)
	100.0	Wagner vs Robert Morris (09/21/2024)
	100.0	Central Conn. St. at Massachusetts (09/21/2024)
	100.0	Stonehill vs Sacred Heart (09/21/2024)
	100.0	Mercyhurst at Montana St. (09/21/2024)
	100.0	LIU vs Rhode Island (09/21/2024)
	100.0	Stonehill at New Hampshire (09/14/2024)
	100.0	Wagner at Delaware St. (09/14/2024)
	100.0	Duquesne at Youngstown St. (09/14/2024)
	100.0	LIU vs Lehigh (09/14/2024)
	100.0	Saint Francis vs Central Conn. St. (09/14/2024)
	100.0	Robert Morris vs Mercyhurst (09/14/2024)
	100.0	LIU at TCU (09/07/2024)
	100.0	Robert Morris vs Edinboro (09/07/2024)
	100.0	Duquesne at Boston College (09/07/2024)
	100.0	Saint Francis at Kent St. (09/07/2024)
	100.0	Wagner at Lehigh (09/07/2024)
	100.0	LIU at UAlbany (08/31/2024)
	100.0	Wagner vs Virginia-Lynchburg (08/31/2024)
	100.0	Saint Francis at Dayton (08/31/2024)
	100.0	Duquesne at Toledo (08/29/2024)
	100.0	Mercyhurst at Wheeling (08/29/2024)
	100.0	Central Conn. St. at Central Mich. (08/29/2024)
2 POINTS PATS MADE	1	Mercyhurst vs Frostburg St. (09/28/2024)
	1	Duquesne at Youngstown St. (09/14/2024)
	1	Robert Morris vs Mercyhurst (09/14/2024)
	1	Mercyhurst at Wheeling (08/29/2024)
PUNTS	8	Robert Morris at Wagner (09/21/2024)
	8	Duquesne vs West Va. Wesleyan (09/21/2024)
LONGEST PUNT	84	Saint Francis vs Central Conn. St. (09/14/2024)
YARDS PUNTED	302	Saint Francis vs Central Conn. St. (09/14/2024)
PUNTING AVG	50.3	Saint Francis vs Central Conn. St. (09/14/2024)
PUNT RETURNS	5	Wagner vs Robert Morris (09/21/2024)
	5	LIU at TCU (09/07/2024)
	5	Duquesne at Boston College (09/07/2024)
PUNT RETURN YARDS	132	Central Conn. St. at Central Mich. (08/29/2024)
PUNT RETURN AVG	33.0	Central Conn. St. at Central Mich. (08/29/2024)
LONGEST PUNT RETURN	68	Central Conn. St. at Central Mich. (08/29/2024)
KICK RETURN	9	Mercyhurst vs Buffalo St. (10/05/2024)
KICK RETURN YARDS	148	Wagner at Delaware St. (09/14/2024)
KICK RETURN AVERAGE	39.5	Stonehill vs Wagner (10/05/2024)
LONGEST KICK RETURN	94	Central Conn. St. at Saint Francis (09/14/2024)
KICK RETURN TDS	1	Central Conn. St. at Saint Francis (09/14/2024)
	1	Central Conn. St. at Central Mich. (08/29/2024)
INTERCEPTIONS	3	Wagner at Lehigh (09/07/2024)
INTERCEPTION RETURN YARDS	47	Wagner at Lehigh (09/07/2024)
INTERCEPTION RETURN AVERAGE	46.0	Central Conn. St. at Central Mich. (08/29/2024)



2024-25 NEC Football
Opponent Highs
All games

Page 3/3
as of Oct 06, 2024

LONGEST INTERCEPTION RETURN	46	Central Conn. St. at Central Mich. (08/29/2024)
INTERCEPTION RETURN TDS	1	Duquesne at Boston College (09/07/2024)
	1	Wagner at Lehigh (09/07/2024)
	1	Central Conn. St. at Central Mich. (08/29/2024)
FUMBLES LOST	5	Central Conn. St. vs Fordham (09/07/2024)
FUMBLES RECOVERED	3	Saint Francis at Delaware St. (10/05/2024)
	3	Saint Francis vs Central Conn. St. (09/14/2024)
	3	Saint Francis at Dayton (08/31/2024)
SACKED BY OPP	6	Saint Francis at Eastern Mich. (09/21/2024)
	6	Mercyhurst at Montana St. (09/21/2024)
	6	Saint Francis vs Central Conn. St. (09/14/2024)
QB SACKS	6	Mercyhurst vs Buffalo St. (10/05/2024)
TURNOVERS COMMITTED	5	Central Conn. St. vs Fordham (09/07/2024)
TURNOVERS CAUSED	5	Central Conn. St. vs Fordham (09/07/2024)
KICKS BLOCKED	1	Mercyhurst vs Buffalo St. (10/05/2024)
	1	LIU at Duquesne (10/05/2024)
	1	Saint Francis vs Central Conn. St. (09/14/2024)
	1	Mercyhurst at Howard (09/07/2024)
	1	Stonehill at Stony Brook (09/07/2024)
FIRST DOWNS	14	Central Conn. St. at Central Mich. (08/29/2024)
1ST DOWN RUSHING	16	LIU at Villanova (09/28/2024)
	16	Wagner at Fla. Atlantic (09/28/2024)
	16	Mercyhurst at Howard (09/07/2024)
1ST DOWN PASSING	18	Mercyhurst at Robert Morris (09/14/2024)
1ST DOWN BY PENALTY	6	Wagner vs Robert Morris (09/21/2024)
PENALTIES	15	Central Conn. St. at Massachusetts (09/21/2024)
PENALTIES YARDS	140	Robert Morris at Wagner (09/21/2024)



2024-25 NEC Football
Team Lows
All games

Page 1/1
as of Oct 06, 2024

TOTAL OFFENSE YARDS	127	LIU at TCU (09/07/2024)
TOTAL OFFENSE YARDS/PLAY	2.3	LIU at TCU (09/07/2024)
RUSHING YARDS	20	Wagner at Fla. Atlantic (09/28/2024)
RUSHING ATTEMPTS	17	Duquesne at Youngstown St. (09/14/2024)
YARDS PER RUSH	0.8	Wagner at Fla. Atlantic (09/28/2024)
LONGEST RUSH	11	Central Conn. St. at Massachusetts (09/21/2024)
PASSING ATTEMPTS	10	Stonehill vs Sacred Heart (09/21/2024)
PASSING YARDS	64	Stonehill vs Sacred Heart (09/21/2024)
YARDS PER COMPLETION	7.3	Saint Francis vs Central Conn. St. (09/14/2024)
PASSES COMPLETED	6	Wagner at Stonehill (10/05/2024)
PASS COMPLETION PCT	30.4	Stonehill at New Hampshire (09/14/2024)
LONGEST PASS	18	LIU at Villanova (09/28/2024)
	18	Wagner at Lehigh (09/07/2024)
FIRST DOWNS	0	Wagner vs Robert Morris (09/21/2024)
	0	Duquesne at Boston College (09/07/2024)
1ST DOWN RUSHING	2	Wagner at Fla. Atlantic (09/28/2024)
	2	Central Conn. St. at Massachusetts (09/21/2024)
	2	LIU at TCU (09/07/2024)
1ST DOWN PASSING	4	Wagner at Stonehill (10/05/2024)
	4	LIU at Villanova (09/28/2024)
	4	Saint Francis at Eastern Mich. (09/21/2024)
	4	Stonehill at New Hampshire (09/14/2024)
	4	Duquesne at Boston College (09/07/2024)
1ST DOWN BY PENALTY	0	Saint Francis at Delaware St. (10/05/2024)
	0	Wagner vs Robert Morris (09/21/2024)
	0	Stonehill at New Hampshire (09/14/2024)
	0	Saint Francis vs Central Conn. St. (09/14/2024)
	0	Robert Morris vs Mercyhurst (09/14/2024)
	0	Robert Morris vs Edinboro (09/07/2024)
	0	Saint Francis at Kent St. (09/07/2024)
	0	Wagner at Lehigh (09/07/2024)
PENALTIES	2	Mercyhurst vs Buffalo St. (10/05/2024)
	2	Stonehill vs Sacred Heart (09/21/2024)
	2	LIU at TCU (09/07/2024)
PENALTIES YARDS	5	Mercyhurst at Howard (09/07/2024)



2024-25 NEC Football
Opponent Lows
All games

Page 1/1
as of Oct 06, 2024

TOTAL OFFENSE YARDS	142	Wagner vs Virginia-Lynchburg (08/31/2024)
TOTAL OFFENSE YARDS/PLAY	2.6	Central Conn. St. vs Fordham (09/07/2024)
RUSHING YARDS	-26	Wagner vs Virginia-Lynchburg (08/31/2024)
RUSHING ATTEMPTS	16	Wagner vs Virginia-Lynchburg (08/31/2024)
YARDS PER RUSH	-1.6	Wagner vs Virginia-Lynchburg (08/31/2024)
LONGEST RUSH	5	Wagner vs Virginia-Lynchburg (08/31/2024)
PASSING ATTEMPTS	8	Wagner at Lehigh (09/07/2024)
PASSING YARDS	74	Mercyhurst vs Buffalo St. (10/05/2024)
YARDS PER COMPLETION	7.2	Duquesne vs West Va. Wesleyan (09/21/2024)
PASSES COMPLETED	6	Stonehill vs Wagner (10/05/2024)
	6	Wagner at Lehigh (09/07/2024)
PASS COMPLETION PCT	38.5	Mercyhurst vs Buffalo St. (10/05/2024)
LONGEST PASS	20	Duquesne vs West Va. Wesleyan (09/21/2024)
FIRST DOWNS	0	Robert Morris at Wagner (09/21/2024)
	0	Central Conn. St. vs Fordham (09/07/2024)
1ST DOWN RUSHING	1	Duquesne vs West Va. Wesleyan (09/21/2024)
1ST DOWN PASSING	3	Mercyhurst vs Buffalo St. (10/05/2024)
	3	Wagner at Lehigh (09/07/2024)
1ST DOWN BY PENALTY	0	Robert Morris at Eastern Ky. (09/28/2024)
	0	Robert Morris at Wagner (09/21/2024)
	0	Central Conn. St. at Saint Francis (09/14/2024)
	0	Mercyhurst at Robert Morris (09/14/2024)
PENALTIES	1	Saint Francis at Kent St. (09/07/2024)
	1	LIU at UAlbany (08/31/2024)
PENALTIES YARDS	5	Robert Morris vs Edinboro (09/07/2024)
	5	Saint Francis at Kent St. (09/07/2024)



**2024-25 NEC Football
Conference Individual Game Highs
All games**

Page 1/6
as of Oct 06, 2024

INDIVIDUAL PLAYER GAME HIGHS

Points scored	
13	Nathan Nagucki (Mercyhurst) vs Buffalo St. (10/05/2024)
12	Rickey Spruill (Wagner) at Stonehill (10/05/2024)
12	Braydon Black (Mercyhurst) vs Buffalo St. (10/05/2024)
12	Cameron Barmore (Mercyhurst) vs Buffalo St. (10/05/2024)
12	Markell Holman (Saint Francis) at Delaware St. (10/05/2024)
12	Joey Isabella (Duquesne) vs LIU (10/05/2024)
12	Tedy Afful (Duquesne) vs LIU (10/05/2024)
12	Brian Trobel (Mercyhurst) vs Frostburg St. (09/28/2024)
12	Tyvon Edmonds Jr. (Robert Morris) at Wagner (09/21/2024)
12	Elijah Howard (Central Conn. St.) at Massachusetts (09/21/2024)
12	Jarel Washington (Stonehill) vs Sacred Heart (09/21/2024)
12	Jermaine Johnson (Duquesne) vs West Va. Wesleyan (09/21/2024)
12	Tedy Afful (Duquesne) at Youngstown St. (09/14/2024)
12	Michael Love (LIU) vs Lehigh (09/14/2024)
12	Noah Robinson (Robert Morris) vs Mercyhurst (09/14/2024)
12	Cameron Barmore (Mercyhurst) at Robert Morris (09/14/2024)
12	Cameron Barmore (Mercyhurst) at Howard (09/07/2024)
12	Jaylen Bonelli (Wagner) vs Virginia-Lynchburg (08/31/2024)
12	Cameron Barmore (Mercyhurst) at Wheeling (08/29/2024)
Touchdowns	
2	Rickey Spruill (Wagner) at Stonehill (10/05/2024)
2	Braydon Black (Mercyhurst) vs Buffalo St. (10/05/2024)
2	Cameron Barmore (Mercyhurst) vs Buffalo St. (10/05/2024)
2	Markell Holman (Saint Francis) at Delaware St. (10/05/2024)
2	Joey Isabella (Duquesne) vs LIU (10/05/2024)
2	Tedy Afful (Duquesne) vs LIU (10/05/2024)
2	Brian Trobel (Mercyhurst) vs Frostburg St. (09/28/2024)
2	Tyvon Edmonds Jr. (Robert Morris) at Wagner (09/21/2024)
2	Elijah Howard (Central Conn. St.) at Massachusetts (09/21/2024)
2	Jarel Washington (Stonehill) vs Sacred Heart (09/21/2024)
2	Jermaine Johnson (Duquesne) vs West Va. Wesleyan (09/21/2024)
2	Tedy Afful (Duquesne) at Youngstown St. (09/14/2024)
2	Michael Love (LIU) vs Lehigh (09/14/2024)
2	Noah Robinson (Robert Morris) vs Mercyhurst (09/14/2024)
2	Cameron Barmore (Mercyhurst) at Robert Morris (09/14/2024)
2	Cameron Barmore (Mercyhurst) at Howard (09/07/2024)
2	Jaylen Bonelli (Wagner) vs Virginia-Lynchburg (08/31/2024)
2	Cameron Barmore (Mercyhurst) at Wheeling (08/29/2024)
TD responsibility	
6	Darius Perrantes (Duquesne) vs LIU (10/05/2024) [1r,5p]
6	Adam Urena (Mercyhurst) vs Buffalo St. (10/05/2024) [0r,6p]
Points scored kicking	
13	Nathan Nagucki (Mercyhurst) vs Buffalo St. (10/05/2024) [2fg,7pat]
Total offense yards	
314	Anthony Chiccitt (Robert Morris) vs Mercyhurst (09/14/2024) [7r,307p]
301	Brady Olson (Central Conn. St.) at Yale (10/05/2024) [13r,288p]
Total offense plays	
52	Adam Urena (Mercyhurst) at Montana St. (09/21/2024) [8r,44p]
47	Brady Olson (Central Conn. St.) at Saint Francis (09/14/2024) [5r,42p]
Total offense yards/play	
28	Amare Lattimore (Mercyhurst) vs Buffalo St. (10/05/2024) [28-1]
26	Chaz Davis (Mercyhurst) vs Buffalo St. (10/05/2024) [78-3]
Rushing yards	



**2024-25 NEC Football
Conference Individual Game Highs
All games**

Page 2/6
as of Oct 06, 2024

204	JaMario Clements (Duquesne) at Youngstown St. (09/14/2024)
184	Jarel Washington (Stonehill) vs Sacred Heart (09/21/2024)
Rushing attempts	
25	Elijah Howard (Central Conn. St.) at Yale (10/05/2024)
23	Jarel Washington (Stonehill) vs Sacred Heart (09/21/2024)
23	Elijah Howard (Central Conn. St.) at Saint Francis (09/14/2024)
Yards per rush	
28	Amare Lattimore (Mercyhurst) vs Buffalo St. (10/05/2024) [28-1]
26	Chaz Davis (Mercyhurst) vs Buffalo St. (10/05/2024) [78-3]
Rushing TDs	
2	Markell Holman (Saint Francis) at Delaware St. (10/05/2024)
2	Tyvon Edmonds Jr. (Robert Morris) at Wagner (09/21/2024)
2	Jarel Washington (Stonehill) vs Sacred Heart (09/21/2024)
Longest rush	
97	DeMarcus McElroy (Saint Francis) vs Central Conn. St. (09/14/2024)
75	JaMario Clements (Duquesne) at Youngstown St. (09/14/2024)
Passing yards	
307	Anthony Chiccitt (Robert Morris) vs Mercyhurst (09/14/2024)
305	Adam Urena (Mercyhurst) vs Buffalo St. (10/05/2024)
Passing attempts	
44	Adam Urena (Mercyhurst) at Montana St. (09/21/2024)
42	Brady Olson (Central Conn. St.) at Saint Francis (09/14/2024)
Passing TDs	
6	Adam Urena (Mercyhurst) vs Buffalo St. (10/05/2024)
5	Darius Perrantes (Duquesne) vs LIU (10/05/2024)
5	Anthony Chiccitt (Robert Morris) vs Mercyhurst (09/14/2024)
Longest pass	
77	Jake Cady (Wagner) at Stonehill (10/05/2024)
67	Ethan Greenwood (LIU) at Duquesne (10/05/2024)
Passes completed	
28	Adam Urena (Mercyhurst) at Montana St. (09/21/2024)
27	Adam Urena (Mercyhurst) at Robert Morris (09/14/2024)
Had intercepted	
3	Damien Mazil (Wagner) at Lehigh (09/07/2024)
2	Jake Cady (Wagner) at Stonehill (10/05/2024)
2	Brady Olson (Central Conn. St.) at Yale (10/05/2024)
2	Brady Olson (Central Conn. St.) vs Fordham (09/07/2024)
2	Darius Perrantes (Duquesne) at Boston College (09/07/2024)
2	Ashur Carraha (Stonehill) at Stony Brook (09/07/2024)
Pass completion pct	
100	Jordan Heisey (Duquesne) vs LIU (10/05/2024) [1-1]
100	Braydon Black (Mercyhurst) vs Buffalo St. (10/05/2024) [1-1]
100	Alex Gevaudan (Mercyhurst) vs Buffalo St. (10/05/2024) [2-2]
100	Shawn Charles (Robert Morris) at Eastern Ky. (09/28/2024) [1-1]
100	Zach Tanner (Robert Morris) vs Mercyhurst (09/14/2024) [4-4]
100	Aidan Clark (Central Conn. St.) at Saint Francis (09/14/2024) [1-1]
100	Shawn Charles (Robert Morris) at Utah St. (08/31/2024) [1-1]
100	Jack Stevens (Wagner) vs Virginia-Lynchburg (08/31/2024) [2-2]
Pass yards/attempt	
25.5	Alex Gevaudan (Mercyhurst) vs Buffalo St. (10/05/2024) [51-2]
19	Shawn Charles (Robert Morris) at Eastern Ky. (09/28/2024) [19-1]
19	Aidan Clark (Central Conn. St.) at Saint Francis (09/14/2024) [19-1]
Pass yards/catch	
28	Jake Cady (Wagner) at Stonehill (10/05/2024) [168-6]
27	Damien Mazil (Wagner) vs Virginia-Lynchburg (08/31/2024) [135-5]



**2024-25 NEC Football
Conference Individual Game Highs
All games**

Page 3/6
as of Oct 06, 2024

Receiving yards	
149	Jaylen Bonelli (Wagner) at Delaware St. (09/14/2024)
139	Michael Love (LIU) at Duquesne (10/05/2024)
Receptions	
9	Noah Robinson (Robert Morris) at Eastern Ky. (09/28/2024)
9	Cameron Barmore (Mercyhurst) at Robert Morris (09/14/2024)
Yards per catch	
100	Gavin Thomson (Saint Francis) at Kent St. (09/07/2024) [5-124]
97	Cameron Barmore (Mercyhurst) vs Buffalo St. (10/05/2024) [6-120]
Receiving TDs	
2	Tedy Afful (Duquesne) vs LIU (10/05/2024)
2	Joey Isabella (Duquesne) vs LIU (10/05/2024)
2	Cameron Barmore (Mercyhurst) vs Buffalo St. (10/05/2024)
2	Braydon Black (Mercyhurst) vs Buffalo St. (10/05/2024)
2	Jermaine Johnson (Duquesne) vs West Va. Wesleyan (09/21/2024)
2	Tedy Afful (Duquesne) at Youngstown St. (09/14/2024)
2	Cameron Barmore (Mercyhurst) at Robert Morris (09/14/2024)
2	Noah Robinson (Robert Morris) vs Mercyhurst (09/14/2024)
2	Michael Love (LIU) vs Lehigh (09/14/2024)
2	Cameron Barmore (Mercyhurst) at Howard (09/07/2024)
2	Jaylen Bonelli (Wagner) vs Virginia-Lynchburg (08/31/2024)
2	Cameron Barmore (Mercyhurst) at Wheeling (08/29/2024)
Longest reception	
77	Jeremiah Colclough (Wagner) at Stonehill (10/05/2024)
67	Michael Love (LIU) at Duquesne (10/05/2024)
Field goal attempts	
3	Jack Barnum (Central Conn. St.) at Yale (10/05/2024)
3	Jack Barnum (Central Conn. St.) at Saint Francis (09/14/2024)
3	Mac Plummer (Saint Francis) at Kent St. (09/07/2024)
Field goals made	
3	Jack Barnum (Central Conn. St.) at Yale (10/05/2024)
3	Mac Plummer (Saint Francis) at Kent St. (09/07/2024)
Longest field goal	
50	Mac Plummer (Saint Francis) at Kent St. (09/07/2024)
50	Jack Barnum (Central Conn. St.) at Central Mich. (08/29/2024)
Field goal pct	
100	Nathan Nagucki (Mercyhurst) vs Buffalo St. (10/05/2024) [2-2]
100	Jack Barnum (Central Conn. St.) at Yale (10/05/2024) [3-3]
100	Matthew Schwindt (Wagner) at Fla. Atlantic (09/28/2024) [1-1]
100	Michael Coney (LIU) at Villanova (09/28/2024) [1-1]
100	Jack Barnum (Central Conn. St.) at Massachusetts (09/21/2024) [1-1]
100	Drew Borner (Wagner) at Delaware St. (09/14/2024) [1-1]
100	Nathan Nagucki (Mercyhurst) at Howard (09/07/2024) [1-1]
100	Mac Plummer (Saint Francis) at Kent St. (09/07/2024) [3-3]
100	Mac Plummer (Saint Francis) at Dayton (08/31/2024) [1-1]
100	Ryan Liszner (Wagner) vs Virginia-Lynchburg (08/31/2024) [1-1]
100	Brian Bruzdewicz (Duquesne) at Toledo (08/29/2024) [1-1]
100	Jack Barnum (Central Conn. St.) at Central Mich. (08/29/2024) [1-1]
PAT kicks attempted	
8	Jayson Jenkins (Robert Morris) vs Mercyhurst (09/14/2024)
PAT kicks made	
7	Nathan Nagucki (Mercyhurst) vs Buffalo St. (10/05/2024)
7	Jayson Jenkins (Robert Morris) vs Mercyhurst (09/14/2024)
PAT kicks pct	
100	Matthew Schwindt (Wagner) at Stonehill (10/05/2024) [4-4]



**2024-25 NEC Football
Conference Individual Game Highs
All games**

Page 4/6
as of Oct 06, 2024

100	Danny Hurley (Stonehill) vs Wagner (10/05/2024) [1-1]
100	Nathan Nagucki (Mercyhurst) vs Buffalo St. (10/05/2024) [7-7]
100	Andrew Smith (Duquesne) vs LIU (10/05/2024) [4-4]
100	Michael Coney (LIU) at Duquesne (10/05/2024) [3-3]
100	Jack Barnum (Central Conn. St.) at Yale (10/05/2024) [1-1]
100	Michael Coney (LIU) at Villanova (09/28/2024) [1-1]
100	Ryan Liszner (Wagner) at Fla. Atlantic (09/28/2024) [1-1]
100	Jayson Jenkins (Robert Morris) at Eastern Ky. (09/28/2024) [1-1]
100	Matthew Schwindt (Wagner) vs Robert Morris (09/21/2024) [2-2]
100	Jayson Jenkins (Robert Morris) at Wagner (09/21/2024) [3-3]
100	Jack Barnum (Central Conn. St.) at Massachusetts (09/21/2024) [4-4]
100	Danny Hurley (Stonehill) vs Sacred Heart (09/21/2024) [5-5]
100	Michael Coney (LIU) vs Rhode Island (09/21/2024) [3-3]
100	Andrew Smith (Duquesne) vs West Va. Wesleyan (09/21/2024) [1-1]
100	Brian Bruzdewicz (Duquesne) vs West Va. Wesleyan (09/21/2024) [4-4]
100	Brian Bruzdewicz (Duquesne) at Youngstown St. (09/14/2024) [4-4]
100	Michael Coney (LIU) vs Lehigh (09/14/2024) [2-2]
100	Jack Barnum (Central Conn. St.) at Saint Francis (09/14/2024) [3-3]
100	Nathan Nagucki (Mercyhurst) at Robert Morris (09/14/2024) [2-2]
100	Jayson Jenkins (Robert Morris) vs Edinboro (09/07/2024) [3-3]
100	Jack Barnum (Central Conn. St.) vs Fordham (09/07/2024) [4-4]
100	Danny Hurley (Stonehill) at Stony Brook (09/07/2024) [1-1]
100	Mac Plummer (Saint Francis) at Kent St. (09/07/2024) [2-2]
100	Michael Coney (LIU) at UAlbany (08/31/2024) [3-3]
100	Jayson Jenkins (Robert Morris) at Utah St. (08/31/2024) [2-2]
100	Drew Borner (Wagner) vs Virginia-Lynchburg (08/31/2024) [1-1]
100	Mac Plummer (Saint Francis) at Dayton (08/31/2024) [1-1]
100	Brian Bruzdewicz (Duquesne) at Toledo (08/29/2024) [1-1]
100	Nathan Nagucki (Mercyhurst) at Wheeling (08/29/2024) [4-4]
100	Jack Barnum (Central Conn. St.) at Central Mich. (08/29/2024) [1-1]
Punts	
10	Will Lynch (LIU) at TCU (09/07/2024)
9	Steven Earnest (Robert Morris) at Eastern Ky. (09/28/2024)
9	Steven Earnest (Robert Morris) at Utah St. (08/31/2024)
Yards punted	
374	Steven Earnest (Robert Morris) at Utah St. (08/31/2024) [9-374]
331	Joshua Brown (Wagner) at Fla. Atlantic (09/28/2024) [8-331]
Longest punt	
84	Aidan Clark (Central Conn. St.) at Saint Francis (09/14/2024)
Punting avg	
50.3	Aidan Clark (Central Conn. St.) at Saint Francis (09/14/2024) [302-6]
Punt returns	
5	Tahseen Howard (Robert Morris) at Wagner (09/21/2024)
4	Michael Plaskon (Central Conn. St.) vs Fordham (09/07/2024)
4	Nigel Henderson (Stonehill) at Stony Brook (09/07/2024)
Punt return yards	
55	Broderick Washington (Mercyhurst) vs Buffalo St. (10/05/2024)
55	Tahseen Howard (Robert Morris) at Wagner (09/21/2024)
Longest punt return	
55	Broderick Washington (Mercyhurst) vs Buffalo St. (10/05/2024)
43	Tahseen Howard (Robert Morris) at Wagner (09/21/2024)
Punt return avg	
55	Broderick Washington (Mercyhurst) vs Buffalo St. (10/05/2024) [55-1]
31	Brian Trobel (Mercyhurst) vs Buffalo St. (10/05/2024) [31-1]
Kick returns	



2024-25 NEC Football
Conference Individual Game Highs
All games

Page 5/6
as of Oct 06, 2024

5	Sam Martin (Wagner) at Lehigh (09/07/2024)
Kick return yards	
121	Kyree Drake (Stonehill) at Stony Brook (09/07/2024)
112	DaMario Crawford (Saint Francis) vs Central Conn. St. (09/14/2024)
Kick return avg	
56	DaMario Crawford (Saint Francis) vs Central Conn. St. (09/14/2024) [112-2]
44	Trenell Ridgley (Robert Morris) vs Edinboro (09/07/2024) [44-1]
Longest kick return	
94	DaMario Crawford (Saint Francis) vs Central Conn. St. (09/14/2024)
70	Kyree Drake (Stonehill) at Stony Brook (09/07/2024)
Kick return TDs	
1	DaMario Crawford (Saint Francis) vs Central Conn. St. (09/14/2024)
Combined PR/KR yards	
121	Kyree Drake (Stonehill) at Stony Brook (09/07/2024) [0pr,121kr]
112	DaMario Crawford (Saint Francis) vs Central Conn. St. (09/14/2024) [0pr,112kr]
Interceptions	
2	Tyris Harvey (Robert Morris) at Utah St. (08/31/2024)
Interception return yds	
64	Zachary Ricci (Wagner) at Delaware St. (09/14/2024)
35	Carnell Davis (Duquesne) vs LIU (10/05/2024)
35	Deon Mclean (Central Conn. St.) at Massachusetts (09/21/2024)
Interception return avg	
64	Zachary Ricci (Wagner) at Delaware St. (09/14/2024) [64-1]
35	Carnell Davis (Duquesne) vs LIU (10/05/2024) [35-1]
35	Deon Mclean (Central Conn. St.) at Massachusetts (09/21/2024) [35-1]
Longest interception rtn	
64	Zachary Ricci (Wagner) at Delaware St. (09/14/2024)
35	Carnell Davis (Duquesne) vs LIU (10/05/2024)
35	Deon Mclean (Central Conn. St.) at Massachusetts (09/21/2024)
All-purpose yards	
222	Michael Love (LIU) at Duquesne (10/05/2024)
215	Elijah Howard (Central Conn. St.) at Yale (10/05/2024)
Tackles	
18	Kimal Clark (Central Conn. St.) at Massachusetts (09/21/2024) [8-10]
Sacks	
3	Jalen Howard (Central Conn. St.) at Saint Francis (09/14/2024) [0-3]
2.5	Lucas Lambert (Robert Morris) vs Edinboro (09/07/2024) [1-2]
Tackles for loss	
4	Jalen Howard (Central Conn. St.) at Saint Francis (09/14/2024) [3-2]
3.5	Malachi Wright (Central Conn. St.) vs Fordham (09/07/2024) [3-1]



**2024-25 NEC Football
Conference Individual Game Highs
All games**

Page 6/6
as of Oct 06, 2024

200-Yard Rushing Performances	
204	JaMario Clements (Duquesne) at Youngstown St. (09/14/2024)
100-Yard Rushing Performances	
204	JaMario Clements (Duquesne) at Youngstown St. (09/14/2024)
184	Jarel Washington (Stonehill) vs Sacred Heart (09/21/2024)
182	Markell Holman (Saint Francis) at Delaware St. (10/05/2024)
147	JaMario Clements (Duquesne) vs LIU (10/05/2024)
133	Tyvon Edmonds Jr. (Robert Morris) vs Mercyhurst (09/14/2024)
128	Ludovick Choquette (LIU) at UAlbany (08/31/2024)
124	DeMarcus McElroy (Saint Francis) vs Central Conn. St. (09/14/2024)
121	Rickey Spruill (Wagner) at Delaware St. (09/14/2024)
110	Zavion Woodard (Stonehill) vs Sacred Heart (09/21/2024)
108	Elijah Howard (Central Conn. St.) at Yale (10/05/2024)
103	Rickey Spruill (Wagner) at Stonehill (10/05/2024)
102	Elijah Howard (Central Conn. St.) at Saint Francis (09/14/2024)
Number of 100-Yard Rushing Performances	
2	JaMario Clements, Duquesne
2	Rickey Spruill, Wagner
2	Elijah Howard, Central Conn. St.
1	Jarel Washington, Stonehill
1	Markell Holman, Saint Francis
1	Tyvon Edmonds Jr., Robert Morris
1	Ludovick Choquette, LIU
1	DeMarcus McElroy, Saint Francis
1	Zavion Woodard, Stonehill
500-Yard Passing Performances	
400-Yard Passing Performances	
300-Yard Passing Performances	
307	Anthony Chiccitt (Robert Morris) vs Mercyhurst (09/14/2024)
305	Adam Urena (Mercyhurst) vs Buffalo St. (10/05/2024)
Number of 300-Yard Passing Performances	
1	Anthony Chiccitt, Robert Morris
1	Adam Urena, Mercyhurst
200-Yard Receiving Performances	
100-Yard Receiving Performances	
149	Jaylen Bonelli (Wagner) at Delaware St. (09/14/2024)
139	Michael Love (LIU) at Duquesne (10/05/2024)
124	Gavin Thomson (Saint Francis) at Kent St. (09/07/2024)
120	Cameron Barmore (Mercyhurst) vs Buffalo St. (10/05/2024)
116	Noah Robinson (Robert Morris) vs Mercyhurst (09/14/2024)
106	Jaylen Bonelli (Wagner) vs Virginia-Lynchburg (08/31/2024)
105	Cody Ruff (Stonehill) at Stony Brook (09/07/2024)
104	Cameron Barmore (Mercyhurst) at Wheeling (08/29/2024)
Number of 100-Yard Receiving Performances	
2	Jaylen Bonelli, Wagner
2	Cameron Barmore, Mercyhurst
1	Michael Love, LIU
1	Gavin Thomson, Saint Francis
1	Noah Robinson, Robert Morris
1	Cody Ruff, Stonehill



**2024-25 NEC Football
Conference Statistical Ranking Comparison
All games**

Page 1/1
as of Oct 06, 2024

Offense					Defense			
Team	Rushing	Passing	Total Off.	Scoring	Rushing	Passing	Total Def.	Scoring
Central Conn. St.	8	4	6	3	2	6	3	5
Duquesne	1	6	5	4	3	4	4	6
LIU	3	5	4	6	7	5	7	8
Mercyhurst	6	1	1	1	8	8	8	7
Robert Morris	7	2	3	5	6	7	6	3
Saint Francis	4	7	7	7	1	2	1	1
Stonehill	5	8	8	8	3	1	2	2
Wagner	2	3	2	2	5	3	5	3

Team	Kick ret.	Punt ret.	Interceptions	Sacks	TFL	Turnover Mar.
Central Conn. St.	2	4	4	3	2	1
Duquesne	5	6	5	5	7	6
LIU	8	3	7	6	4	7
Mercyhurst	4	1	2	7	5	3
Robert Morris	6	2	3	4	5	3
Saint Francis	7	8	7	2	3	8
Stonehill	3	7	6	8	8	5
Wagner	1	5	1	1	1	1



2024-25 NEC Football Individual Statistics All games

Page 1/5
as of Oct 06, 2024

RUSHING (Minimum Games Played Pct. 75%, 10 Rushing Attempts/Game)

#	Player	G	Att.	Yds	Avg.	TD	Lg	Avg/g
1	Clements, JaMario - DU	5	64	493	7.70	2	75	98.60
2	Edmonds Jr., Tyvon - RM	5	82	416	5.07	4	49	83.20
3	Washington, Jarel - STO	4	59	318	5.39	2	72	79.50
4	Spruill, Rickey - WC	6	70	422	6.03	3	60	70.33
5	Howard, Elijah - CCSU	5	95	343	3.61	3	24	68.60
6	Holman, Markell - SF-PA	5	69	336	4.87	3	55	67.20
7	Woodard, Zavion - STO	4	54	215	3.98	2	31	53.75

TOTAL OFFENSE (Minimum Games Played Pct. 75%)

#	Player	G	Rush	Pass	Plays	Total	Yds/g
1	Urena, Adam - Mercy	6	109	1451	228	1342	223.67
2	Chiccitt, Anthony - RM	5	33	950	157	983	196.60
3	Olson, Brady - CCSU	5	39	922	170	961	192.20
4	Cady, Jake - WC	5	102	725	137	827	165.40
5	Carraha, Ashur - STO	4	133	517	135	650	162.50
6	Perrantes, Darius - DU	4	12	573	106	585	146.25
7	Stanzani, Luca - LIU	6	109	648	166	757	126.17
8	Clements, JaMario - DU	5	493	0	64	493	98.60
9	Edmonds Jr., Tyvon - RM	5	416	0	82	416	83.20
10	Washington, Jarel - STO	4	318	0	59	318	79.50

PASSING AVG/GAME (Minimum Games Played Pct. 75%)

#	Player	G	Comp-att-int	Yds	TD	Avg/g
1	Urena, Adam - Mercy	6	143-208-1	1451	17	241.83
2	Chiccitt, Anthony - RM	5	90-138-4	950	7	190.00
3	Olson, Brady - CCSU	5	77-149-5	922	7	184.40
4	Cady, Jake - WC	5	53-105-3	725	11	145.00
5	Perrantes, Darius - DU	4	55-93-4	573	8	143.25
6	Carraha, Ashur - STO	4	47-98-4	517	3	129.25
7	Stanzani, Luca - LIU	6	73-132-2	648	7	108.00
8	Heisey, Jordan - DU	5	22-31-1	200	3	40.00
9	Greenwood, Ethan - LIU	6	12-23-1	200	2	33.33
10	Tanner, Zach - RM	5	10-13-0	100	1	20.00

SCORING (Minimum Games Played Pct. 75%)

#	Player	G	TD	FG	XPT	2XP	Pts	Pts/g
1	Barmore, Cameron - Mercy	6	8	0	0	0	48	8.00
2	Barnum, Jack - CCSU	5	0	8	13	0	37	7.40
3	Spruill, Rickey - WC	6	5	0	0	0	30	5.00
4	Love, Michael - LIU	6	5	0	0	0	30	5.00
5	Afful, Tedy - DU	5	4	0	0	0	24	4.80
6	Howard, Elijah - CCSU	5	4	0	0	0	24	4.80
7	Edmonds Jr., Tyvon - RM	5	4	0	0	0	24	4.80
8	Isabella, Joey - DU	4	3	0	0	0	18	4.50
9	Nagucki, Nathan - Mercy	6	0	3	16	0	25	4.17
10	Bonelli, Jaylen - WC	6	4	0	0	0	24	4.00

PASS EFFICIENCY (Minimum Games Played Pct. 75%, 15 Total Passes/Game)

#	Player	G	Comp-att-int	Yds	TD	Eff.
1	Urena, Adam - Mercy	6	143-208-1	1451	17	153.36
2	Cady, Jake - WC	5	53-105-3	725	11	137.33
3	Chiccitt, Anthony - RM	5	90-138-4	950	7	133.99
4	Perrantes, Darius - DU	4	55-93-4	573	8	130.68
5	Olson, Brady - CCSU	5	77-149-5	922	7	112.45
6	Stanzani, Luca - LIU	6	73-132-2	648	7	111.01
7	Carraha, Ashur - STO	4	47-98-4	517	3	94.21

SCORING (TDs) (Minimum Games Played Pct. 75%, 1 Touchdowns)

#	Player	G	Run	Rec	Ret	Pts	Avg/g
1	Barmore, Cameron - Mercy	6	0	8	0	48	8.00
2	Love, Michael - LIU	6	0	5	0	30	5.00
3	Spruill, Rickey - WC	6	3	2	0	30	5.00
4	Howard, Elijah - CCSU	5	3	1	0	24	4.80
5	Edmonds Jr., Tyvon - RM	5	4	0	0	24	4.80
6	Afful, Tedy - DU	5	0	4	0	24	4.80
7	Isabella, Joey - DU	4	0	3	0	18	4.50
8	Bonelli, Jaylen - WC	6	0	4	0	24	4.00
9	Holman, Markell - SF-PA	5	3	0	0	18	3.60
10	Robinson, Noah - RM	5	0	3	0	18	3.60

RECEPTIONS/GAME (Minimum Games Played Pct. 75%)

#	Player	G	No.	Yds	TD	Lg	Yds/g	Rec/g
1	Barmore, Cameron - Mercy	6	36	480	8	39	80.00	6.00
2	Love, Michael - LIU	6	32	392	5	67	65.33	5.33
3	Robinson, Noah - RM	5	25	392	3	63	78.40	5.00
4	Thomson, Gavin - SF-PA	4	17	277	2	64	69.25	4.25
5	Plaskon, Michael - CCSU	5	21	277	1	56	55.40	4.20
6	Erby, John - DU	5	20	215	1	25	43.00	4.00
7	Afful, Tedy - DU	5	19	207	4	44	41.40	3.80
8	Bonelli, Jaylen - WC	6	22	383	4	48	63.83	3.67
9	Kerbacher, Joe - Mercy	6	22	175	1	44	29.17	3.67
10	Edmonds Jr., Tyvon - RM	5	16	108	0	19	21.60	3.20

SCORING (KICK) (Minimum Games Played Pct. 75%)

#	Player	G	PAT	FG	Pts	Avg/g
1	Barnum, Jack - CCSU	5	13-13	8-10	37	7.40
2	Nagucki, Nathan - Mercy	6	16-19	3-4	25	4.17
3	Plummer, Mac - SF-PA	5	7-9	4-6	19	3.80
4	Jenkins, Jayson - RM	5	16-17	0-1	16	3.20
5	Coney, Michael - LIU	6	12-12	2-4	18	3.00
6	Bruzdevicz, Brian - DU	5	10-12	1-3	13	2.60
7	Hurley, Danny - STO	4	7-8	1-4	10	2.50
8	Liszner, Ryan - WC	5	6-8	1-1	9	1.80
9	Smith, Andrew - DU	5	5-5	0-0	5	1.00



2024-25 NEC Football Individual Statistics All games

Page 2/5
as of Oct 06, 2024

RECEIVE YDS/GAME (Minimum Games Played Pct. 75%)

#	Player	G	No.	Yds	TD	Long	Avg/c	Yds/g
1	Barmore, Cameron - Mercy	6	36	480	8	39	13.33	80.00
2	Robinson, Noah - RM	5	25	392	3	63	15.68	78.40
3	Thomson, Gavin - SF-PA	4	17	277	2	64	16.29	69.25
4	Love, Michael - LIU	6	32	392	5	67	12.25	65.33
5	Bonelli, Jaylen - WC	6	22	383	4	48	17.41	63.83
6	Plaskon, Michael - CCSU	5	21	277	1	56	13.19	55.40
7	Erby, John - DU	5	20	215	1	25	10.75	43.00
8	Afful, Tedy - DU	5	19	207	4	44	10.89	41.40
9	Isabella, Joey - DU	4	12	164	3	45	13.67	41.00
10	Ruff, Cody - STO	4	11	162	1	50	14.73	40.50

PUNT RETURN AVG (Minimum Games Played Pct. 75%)

#	Player	G	No.	Yds	TD	Long	Avg.
1	Trobel, Brian - Mercy	6	1	31	0	31	31.00
2	Kerbacher, Joe - Mercy	6	1	16	0	16	16.00
3	Davis, Chaz - Mercy	6	2	20	0	20	10.00

KICK RETURN AVG (Minimum Games Played Pct. 75%)

#	Player	G	No.	Yds	TD	Long	Avg.
1	Crawford, DaMario - SF-PA	4	3	130	1	94	43.33
2	Turner, Jadon - CCSU	5	9	244	0	53	27.11
3	Martin, Sam - WC	6	11	279	0	57	25.36

ALL PURPOSE (Minimum Games Played Pct. 75%)

#	Player	G	Rush	Rcv	PR	KR	Yds	Avg/g
1	Edmonds Jr., Tyvon - RM	5	416	108	0	0	524	104.80
2	Clements, JaMario - DU	5	493	10	0	0	503	100.60
3	Love, Michael - LIU	6	20	392	14	70	496	82.67
4	Spruill, Rickey - WC	6	422	73	0	0	495	82.50
5	Howard, Elijah - CCSU	5	343	113	0	39	495	99.00
6	Davis, Chaz - Mercy	6	78	201	20	182	481	80.17
7	Barmore, Cameron - Mercy	6	0	480	0	0	480	80.00
8	Holman, Markell - SF-PA	5	336	89	0	0	425	85.00
9	Robinson, Noah - RM	5	0	392	0	0	392	78.40
10	Bonelli, Jaylen - WC	6	6	383	0	0	389	64.83

PUNTING (Minimum Games Played Pct. 75%, 3.6 Punts/Game)

#	Player	G	No.	Yds	Lg	I20	50+	TB	Avg.
1	Clark, Aidan - CCSU	5	29	1263	84	9	6	2	43.55
2	Earnest, Steven - RM	5	28	1157	59	12	6	2	41.32
3	Cirulli, Aidan - SF-PA	5	29	1195	69	8	4	4	41.21
4	Tanzola, Nicholas - STO	4	23	938	76	8	5	3	40.78
5	Lynch, Will - LIU	6	33	1249	53	6	2	1	37.85

FIELD GOALS (Minimum Games Played Pct. 75%)

#	Player	G	Made	Att.	Long	Pct.	Avg.
1	Barnum, Jack - CCSU	5	8	10	50	80.00	1.60
2	Plummer, Mac - SF-PA	5	4	6	50	66.67	0.80
3	Nagucki, Nathan - Mercy	6	3	4	27	75.00	0.50
4	Coney, Michael - LIU	6	2	4	42	50.00	0.33
5	Hurley, Danny - STO	4	1	4	21	25.00	0.25
6	Liszner, Ryan - WC	5	1	1	31	100.00	0.20
7	Bruzdewicz, Brian - DU	5	1	3	22	33.33	0.20

FIELD GOAL PCT (Minimum Games Played Pct. 75%)

#	Player	G	Made	Att.	Long	Pct.
1	Liszner, Ryan - WC	5	1	1	31	100.00
2	Barnum, Jack - CCSU	5	8	10	50	80.00
3	Nagucki, Nathan - Mercy	6	3	4	27	75.00
4	Plummer, Mac - SF-PA	5	4	6	50	66.67
5	Coney, Michael - LIU	6	2	4	42	50.00
6	Bruzdewicz, Brian - DU	5	1	3	22	33.33
7	Hurley, Danny - STO	4	1	4	21	25.00



2024-25 NEC Football
Individual Statistics
All games

Page 3/5
as of Oct 06, 2024

PAT KICKING PCT (Minimum Games Played Pct. 75%)

#	Player	G	Made	Att.	Pct.
1	Coney, Michael - LIU	6	12	12	100.00
2	Smith, Andrew - DU	5	5	5	100.00
3	Barnum, Jack - CCSU	5	13	13	100.00
4	Jenkins, Jayson - RM	5	16	17	94.12
5	Hurley, Danny - STO	4	7	8	87.50
6	Nagucki, Nathan - Mercy	6	16	19	84.21
7	Bruzdewicz, Brian - DU	5	10	12	83.33
8	Plummer, Mac - SF-PA	5	7	9	77.78
9	Liszner, Ryan - WC	5	6	8	75.00



**2024-25 NEC Football
Individual Statistics
All games**

Page 4/5
as of Oct 06, 2024

TACKLES (All positions) (Minimum Games Played Pct. 75%)

#	Player	G	Pos	Solo	Ast	Total	Avg/g
1	Clark, Kimal - CCSU	5	DB	27	26	53	10.60
2	Shegog, Jamar - RM	5	LB	25	20	45	9.00
3	Buterbaugh, Tyler - Mercy	6	LB	26	19	45	7.50
4	Freeman, Keon - RM	5	LB	19	18	37	7.40
5	Helsley, Zack - Mercy	6	DB	22	22	44	7.33
6	Miller, Luke - DU	4	LB	17	10	27	6.75
7	Reilly, Justin - WC	6	DB	24	16	40	6.67
8	Royster, Pierre - SF-PA	5	DB	21	11	32	6.40
9	McLeer, Trey - SF-PA	5	DB	14	18	32	6.40
10	Wright, Malachi - CCSU	5	LB	14	18	32	6.40
11	Hill, Zach - Mercy	6	LB	13	25	38	6.33
12	Brown Jr., Fran - SF-PA	5	LB	15	15	30	6.00
13	Pierce, Dee - RM	5	DB	15	15	30	6.00
14	Garcia, Jojo - LIU	6	DB	21	15	36	6.00
15	Stoll, Jack - CCSU	5	LB	15	14	29	5.80
16	Bannon, Tyler - STO	4	LB	11	11	22	5.50
17	Irvine, Jordan - STO	4	DB	18	3	21	5.25
18	Verilus, Seth - RM	4	LB	9	12	21	5.25
19	Battaglia, Charles - STO	4	LB	11	9	20	5.00
20	Warren, Jacquez - RM	4	DB	10	10	20	5.00
21	Justice, Jalin - WC	6	LB	13	16	29	4.83
22	Fasolino, Rafael - LIU	6	S	17	12	29	4.83
23	Swaim, Mercury - SF-PA	5	LB	14	10	24	4.80
24	Tangelo, Paul - SF-PA	5	LB	13	11	24	4.80
25	DeVirgilio, Matthew - STO	4	LB	4	15	19	4.75
26	Suffrant, Guershan - STO	4	DB	11	8	19	4.75
27	Thomas, Will - Mercy	6	LB	13	15	28	4.67
28	Epps, Antonio - DU	5	DB	13	10	23	4.60
29	Carter, Robert - RM	5	DB	15	8	23	4.60
30	Martin, Sam - WC	6	S	16	11	27	4.50
31	Henritz, Caden - STO	3	LB	6	7	13	4.33
32	Moore, Derron - DU	4	LB	10	7	17	4.25
33	Barnes, CJ - DU	5	DB	13	8	21	4.20
34	Howard, Jalen - CCSU	5	DL	7	14	21	4.20
35	Smith, Justin - WC	6	DB	14	11	25	4.17
36	Athy, Zack - STO	4	DT	8	8	16	4.00
37	Thomas, Eyan - SF-PA	5	DL	11	9	20	4.00
38	Crawford, DaMario - SF-PA	4	DB	11	5	16	4.00
39	Walden Jr., Davone - CCSU	5	DB	14	6	20	4.00
40	Johnson, Jordan - WC	6	LB	16	8	24	4.00
41	Toatley, Dan - CCSU	5	DL	4	15	19	3.80
42	Miles, Eric - STO	3	DB	8	3	11	3.67
43	Mackey, Anthony - Mercy	6	DB	12	10	22	3.67
44	St John, Elijah - LIU	6	DL	6	16	22	3.67
45	Barber, William - RM	5	DB	6	11	17	3.40
46	Jones, T.J. - DU	5	CB	14	3	17	3.40
47	Rizzo, Gianni - DU	5	LB	8	9	17	3.40
48	Nartey, Caleb - LIU	6	DB	13	7	20	3.33
49	Leavell, Jeff - Mercy	6	LB	9	11	20	3.33
50	McCormick, Liam - LIU	6	DL	8	12	20	3.33

SACKS (Minimum Games Played Pct. 75%)

#	Player	G	Pos	Solo	Ast	Total	Avg/g
1	Howard, Jalen - CCSU	5	DL	4	2	5	1.00
2	Tangelo, Paul - SF-PA	5	LB	4	0	4	0.80
3	Schmidt, Turner - RM	5	TE	3	1	3.5	0.70
4	Dunkley, Jack - DU	5	DL	3	0	3	0.60
5	Shegog, Jamar - RM	5	LB	3	0	3	0.60
6	Lambert, Lucas - RM	5	DL	2	1	2.5	0.50
7	Taylor, Gavin - CCSU	5	LB	2	1	2.5	0.50
8	Justice, Jalin - WC	6	LB	2	1	2.5	0.42
9	Toatley, Dan - CCSU	5	DL	1	2	2	0.40
10	Stoll, Jack - CCSU	5	LB	2	0	2	0.40
11	Reilly, Justin - WC	6	DB	2	0	2	0.33
12	Mosley III, Richard - STO	3	DB	1	0	1	0.33
13	Barnes, Logan - WC	6	DL	2	0	2	0.33
14	Johnson, Jordan - WC	6	LB	2	0	2	0.33
15	Watkins, Sharod - CCSU	5	CB	1	1	1.5	0.30
16	Muhammad, Tizlam - RM	5	DL	1	1	1.5	0.30
17	McCormick, Liam - LIU	6	DL	1	1	1.5	0.25
18	Pate, Nico - DU	4	LB	1	0	1	0.25
19	Watkins, DQ - LIU	6	LB	1	1	1.5	0.25
20	White, Camden - Mercy	6	DL	1	1	1.5	0.25

TACKLES FOR LOSS (Minimum Games Played Pct. 75%, 1.25 Total Tackles For Loss/Game)

#	Player	G	Pos	Solo	Ast	Total	Avg/g
1	Howard, Jalen - CCSU	5	DL	4	5	6.5	1.30



2024-25 NEC Football
Individual Statistics
All games

Page 5/5
as of Oct 06, 2024

FUMBLES FORCED (Minimum Games Played Pct. 75%)

#	Player	G	No.	Avg/g
1	Tangelo, Paul - SF-PA	5	2	0.40
2	Cole, Ethon - DU	5	2	0.40
3	Henritz, Caden - STO	3	1	0.33
4	St John, Elijah - LIU	6	2	0.33
5	Djimbou, Sidoine - STO	3	1	0.33
6	Williams, Christopher - STO	4	1	0.25
7	Mitchell, Navon - CCSU	4	1	0.25
8	Barnes, CJ - DU	5	1	0.20
9	Anderson, Jayden - CCSU	5	1	0.20
10	Taylor, Gavin - CCSU	5	1	0.20

FUMBLES RECOVERED (Minimum Games Played Pct. 75%)

#	Player	G	No.	Avg/g
1	Thomas, Vince - CCSU	5	2	0.40
2	Bierals, Eddie - SF-PA	5	2	0.40
3	Clark, Kimal - CCSU	5	1	0.20
4	Kurzinger, Kevin - DU	5	1	0.20
5	Rayside, Jayvis - CCSU	5	1	0.20
6	McClean, Deon - CCSU	5	1	0.20
7	Hibbert, Leisaan - LIU	5	1	0.20
8	Howard, Jalen - CCSU	5	1	0.20
9	Brown Jr., Fran - SF-PA	5	1	0.20
10	Gadson, Nicholas - WC	6	1	0.17

PASSES DEFENDED (Minimum Games Played Pct. 75%)

#	Player	G	Brup	Int.	Total	Avg/g
1	Harvey, Tyris - RM	5	7	2	9	1.80
2	Verilus, Seth - RM	4	3	1	4	1.00
3	Cole, Ethon - DU	5	4	0	4	0.80
4	Washington, Jr., Marshall - LIU	5	4	0	4	0.80
5	Swaim, Mercury - SF-PA	5	4	0	4	0.80
6	Carter, Robert - RM	5	2	2	4	0.80
7	Warren, Jacques - RM	4	3	0	3	0.75
8	Dravet, Riley - WC	6	4	0	4	0.67
9	Ricci, Zachary - WC	6	2	2	4	0.67
10	Davis, Christian - WC	6	1	3	4	0.67
11	Rayside, Jayvis - CCSU	5	2	1	3	0.60
12	Williams, Semaj - SF-PA	5	3	0	3	0.60
13	Barnes, CJ - DU	5	2	1	3	0.60
14	Martin, Sam - WC	6	3	0	3	0.50
15	Williams, Jahnez - STO	4	1	1	2	0.50
16	Nartey, Caleb - LIU	6	3	0	3	0.50
17	Seide, Mo - STO	4	1	1	2	0.50
18	Buterbaugh, Tyler - Mercy	6	2	1	3	0.50
19	McGhee, Dominic - Mercy	6	3	0	3	0.50
20	Phillips, Shawn - SF-PA	4	2	0	2	0.50

INTERCEPTIONS (Minimum Games Played Pct. 75%)

#	Player	G	No.	Yds	TD	Long	Avg/g
1	Davis, Christian - WC	6	3	50	0	29	0.50
2	Carter, Robert - RM	5	2	23	0	23	0.40
3	Harvey, Tyris - RM	5	2	31	0	31	0.40
4	Ricci, Zachary - WC	6	2	64	0	64	0.33
5	Miller, Luke - DU	4	1	8	0	8	0.25
6	Williams, Jahnez - STO	4	1	0	0	0	0.25
7	Verilus, Seth - RM	4	1	15	0	15	0.25
8	Seide, Mo - STO	4	1	16	0	16	0.25
9	Wilmer, Maurice - LIU	5	1	0	0	0	0.20
10	Laing, Kyler - Mercy	5	1	30	0	30	0.20



2024-25 NEC Football Extended Individual Statistics All games

Page 1/7
as of Oct 06, 2024

TOTAL OFFENSE (Minimum Games Played Pct. 75%)

#	Player	G	Rush	Pass	Plays	Total	Yds/g
1	Urena, Adam - Mercy	6	-109	1451	228	1342	223.67
2	Chiccitt, Anthony - RM	5	33	950	157	983	196.60
3	Olson, Brady - CCSU	5	39	922	170	961	192.20
4	Cady, Jake - WC	5	102	725	137	827	165.40
5	Carraha, Ashur - STO	4	133	517	135	650	162.50
6	Perrantes, Darius - DU	4	12	573	106	585	146.25
7	Stanzani, Luca - LIU	6	109	648	166	757	126.17
8	Clements, JaMario - DU	5	493	0	64	493	98.60
9	Edmonds Jr., Tyvon - RM	5	416	0	82	416	83.20
10	Washington, Jarel - STO	4	318	0	59	318	79.50

TOTAL OFFENSE AVG/PLAY (Minimum Games Played Pct. 75%)

#	Player	G	Rush	Pass	Plays	Total	Yds/p
1	Davis, Chaz - Mercy	6	78	0	3	78	4.33
2	Perryman, Jahmil - SF-PA	5	16	0	1	16	3.20
3	Kerbacher, Joe - Mercy	6	51	0	4	51	2.13
4	Clements, JaMario - DU	5	493	0	64	493	1.54
5	Flynn, Jacob - STO	4	12	0	2	12	1.50
6	Erby, John - DU	5	14	0	2	14	1.40
7	Perrantes, Darius - DU	4	12	573	106	585	1.38
8	Washington, Jarel - STO	4	318	0	59	318	1.35
9	McElroy, DeMarcus - SF-PA	5	319	0	49	319	1.30
10	Tanner, Zach - RM	5	10	100	17	110	1.29

TOTAL OFFENSE PLAYS

#	Player	G	Rush	Pass	Plays	Total	Yds/g
1	Urena, Adam - Mercy	6	-109	1451	228	1342	223.67
2	Olson, Brady - CCSU	5	39	922	170	961	192.20
3	Stanzani, Luca - LIU	6	109	648	166	757	126.17
4	Chiccitt, Anthony - RM	5	33	950	157	983	196.60
5	Cady, Jake - WC	5	102	725	137	827	165.40
6	Carraha, Ashur - STO	4	133	517	135	650	162.50
7	Perrantes, Darius - DU	4	12	573	106	585	146.25
8	Howard, Elijah - CCSU	5	343	0	95	343	68.60
9	Edmonds Jr., Tyvon - RM	5	416	0	82	416	83.20
10	Hoenstine, Jeff - SF-PA	3	64	424	76	488	162.67

TOTAL OFFENSE YARDS

#	Player	G	Rush	Pass	Plays	Total	Yds/g
1	Urena, Adam - Mercy	6	-109	1451	228	1342	223.67
2	Olson, Brady - CCSU	5	39	922	170	961	192.20
3	Stanzani, Luca - LIU	6	109	648	166	757	126.17
4	Chiccitt, Anthony - RM	5	33	950	157	983	196.60
5	Cady, Jake - WC	5	102	725	137	827	165.40
6	Carraha, Ashur - STO	4	133	517	135	650	162.50
7	Perrantes, Darius - DU	4	12	573	106	585	146.25
8	Howard, Elijah - CCSU	5	343	0	95	343	68.60
9	Edmonds Jr., Tyvon - RM	5	416	0	82	416	83.20
10	Hoenstine, Jeff - SF-PA	3	64	424	76	488	162.67

ALL PURPOSE (Minimum Games Played Pct. 75%)

#	Player	G	Rush	Rcv	PR	KR	Yds	Avg/g
1	Edmonds Jr., Tyvon - RM	5	416	108	0	0	524	104.80
2	Clements, JaMario - DU	5	493	10	0	0	503	100.60
3	Love, Michael - LIU	6	20	392	14	70	496	82.67
4	Spruill, Rickey - WC	6	422	73	0	0	495	82.50
5	Howard, Elijah - CCSU	5	343	113	0	39	495	99.00
6	Davis, Chaz - Mercy	6	78	201	20	182	481	80.17
7	Barmore, Cameron - Mercy	6	0	480	0	0	480	80.00
8	Holman, Markell - SF-PA	5	336	89	0	0	425	85.00
9	Robinson, Noah - RM	5	0	392	0	0	392	78.40
10	Bonelli, Jaylen - WC	6	6	383	0	0	389	64.83

SCORING (Minimum Games Played Pct. 75%)

#	Player	G	TD	FG	XPT	2XP	Pts	Pts/g
1	Barmore, Cameron - Mercy	6	8	0	0	0	48	8.00
2	Barnum, Jack - CCSU	5	0	8	13	0	37	7.40
3	Spruill, Rickey - WC	6	5	0	0	0	30	5.00
4	Love, Michael - LIU	6	5	0	0	0	30	5.00
5	Afful, Tedy - DU	5	4	0	0	0	24	4.80
6	Howard, Elijah - CCSU	5	4	0	0	0	24	4.80
7	Edmonds Jr., Tyvon - RM	5	4	0	0	0	24	4.80
8	Isabella, Joey - DU	4	3	0	0	0	18	4.50
9	Nagucki, Nathan - Mercy	6	0	3	16	0	25	4.17
10	Bonelli, Jaylen - WC	6	4	0	0	0	24	4.00

SCORING (TDs) (Minimum 1 Touchdowns)

#	Player	G	Run	Rec	Ret	Pts	Avg/g
1	Barmore, Cameron - Mercy	6	0	8	0	48	8.00
2	Spruill, Rickey - WC	6	3	2	0	30	5.00
3	Love, Michael - LIU	6	0	5	0	30	5.00
4	Afful, Tedy - DU	5	0	4	0	24	4.80
5	Howard, Elijah - CCSU	5	3	1	0	24	4.80
6	Edmonds Jr., Tyvon - RM	5	4	0	0	24	4.80
7	Isabella, Joey - DU	4	0	3	0	18	4.50
8	Bonelli, Jaylen - WC	6	0	4	0	24	4.00
9	Holman, Markell - SF-PA	5	3	0	0	18	3.60
10	Robinson, Noah - RM	5	0	3	0	18	3.60

SCORING (KICK) (Minimum Games Played Pct. 75%)

#	Player	G	PAT	FG	Pts	Avg/g
1	Barnum, Jack - CCSU	5	13-13	8-10	37	7.40
2	Nagucki, Nathan - Mercy	6	16-19	3-4	25	4.17
3	Plummer, Mac - SF-PA	5	7-9	4-6	19	3.80
4	Jenkins, Jayson - RM	5	16-17	0-1	16	3.20
5	Coney, Michael - LIU	6	12-12	2-4	18	3.00
6	Bruzdewicz, Brian - DU	5	10-12	1-3	13	2.60
7	Hurley, Danny - STO	4	7-8	1-4	10	2.50
8	Liszner, Ryan - WC	5	6-8	1-1	9	1.80
9	Smith, Andrew - DU	5	5-5	0-0	5	1.00



2024-25 NEC Football
Extended Individual Statistics
All games

Page 2/7
as of Oct 06, 2024

TOTAL OFFENSE TDS

#	Player	G	Rush	Pass	Total
1	Urena, Adam - Mercy	6	-109	1451	17
2	Cady, Jake - WC	5	102	725	12
3	Perrantes, Darius - DU	4	12	573	9
4	Stanzani, Luca - LIU	6	109	648	8
5	Chiccitt, Anthony - RM	5	33	950	8
6	Olson, Brady - CCSU	5	39	922	8
7	Edmonds Jr., Tyvon - RM	5	416	0	4
8	Hoenstine, Jeff - SF-PA	3	64	424	4
9	Carraha, Ashur - STO	4	133	517	4
10	Spruill, Rickey - WC	6	422	0	3

YARDS PER RUSH (Minimum 10 Rushing Attempts/Game, Games Played Pct. 75%)

#	Player	G	Att.	Yds	Avg.	TD	Lg	Avg/g
1	Clements, JaMario - DU	5	64	493	7.70	2	75	98.60
2	Spruill, Rickey - WC	6	70	422	6.03	3	60	70.33
3	Washington, Jarel - STO	4	59	318	5.39	2	72	79.50
4	Edmonds Jr., Tyvon - RM	5	82	416	5.07	4	49	83.20
5	Holman, Markell - SF-PA	5	69	336	4.87	3	55	67.20
6	Woodard, Zavion - STO	4	54	215	3.98	2	31	53.75
7	Howard, Elijah - CCSU	5	95	343	3.61	3	24	68.60

RUSH YARDS (Minimum 10 Rushing Attempts/Game)

#	Player	G	Att.	Yds	Avg.	TD	Lg	Avg/g
1	Clements, JaMario - DU	5	64	493	7.70	2	75	98.60
2	Spruill, Rickey - WC	6	70	422	6.03	3	60	70.33
3	Edmonds Jr., Tyvon - RM	5	82	416	5.07	4	49	83.20
4	Howard, Elijah - CCSU	5	95	343	3.61	3	24	68.60
5	Holman, Markell - SF-PA	5	69	336	4.87	3	55	67.20
6	Washington, Jarel - STO	4	59	318	5.39	2	72	79.50
7	Woodard, Zavion - STO	4	54	215	3.98	2	31	53.75
8	Hines, Andre - WC	1	16	71	4.44	0	11	71.00
9	Crawford, Marcus - STO	1	10	24	2.40	0	5	24.00

PASSING Avg/GAME (Minimum Games Played Pct. 75%)

#	Player	G	Comp-att-int	Yds	TD	Avg/g
1	Urena, Adam - Mercy	6	143-208-1	1451	17	241.83
2	Chiccitt, Anthony - RM	5	90-138-4	950	7	190.00
3	Olson, Brady - CCSU	5	77-149-5	922	7	184.40
4	Cady, Jake - WC	5	53-105-3	725	11	145.00
5	Perrantes, Darius - DU	4	55-93-4	573	8	143.25
6	Carraha, Ashur - STO	4	47-98-4	517	3	129.25
7	Stanzani, Luca - LIU	6	73-132-2	648	7	108.00
8	Heisey, Jordan - DU	5	22-31-1	200	3	40.00
9	Greenwood, Ethan - LIU	6	12-23-1	200	2	33.33
10	Tanner, Zach - RM	5	10-13-0	100	1	20.00

RUSHING (Minimum 10 Rushing Attempts/Game, Games Played Pct. 75%)

#	Player	G	Att.	Yds	Avg.	TD	Lg	Avg/g
1	Clements, JaMario - DU	5	64	493	7.70	2	75	98.60
2	Edmonds Jr., Tyvon - RM	5	82	416	5.07	4	49	83.20
3	Washington, Jarel - STO	4	59	318	5.39	2	72	79.50
4	Spruill, Rickey - WC	6	70	422	6.03	3	60	70.33
5	Howard, Elijah - CCSU	5	95	343	3.61	3	24	68.60
6	Holman, Markell - SF-PA	5	69	336	4.87	3	55	67.20
7	Woodard, Zavion - STO	4	54	215	3.98	2	31	53.75

RUSH ATTEMPTS (Minimum 10 Rushing Attempts/Game)

#	Player	G	Att.	Yds	Avg.	TD	Lg	Avg/g
1	Howard, Elijah - CCSU	5	95	343	3.61	3	24	68.60
2	Edmonds Jr., Tyvon - RM	5	82	416	5.07	4	49	83.20
3	Spruill, Rickey - WC	6	70	422	6.03	3	60	70.33
4	Holman, Markell - SF-PA	5	69	336	4.87	3	55	67.20
5	Clements, JaMario - DU	5	64	493	7.70	2	75	98.60
6	Washington, Jarel - STO	4	59	318	5.39	2	72	79.50
7	Woodard, Zavion - STO	4	54	215	3.98	2	31	53.75
8	Hines, Andre - WC	1	16	71	4.44	0	11	71.00
9	Crawford, Marcus - STO	1	10	24	2.40	0	5	24.00

RUSHING TDS (Minimum 10 Rushing Attempts/Game)

#	Player	G	Att.	Yds	Avg.	TD	Lg	Avg/g
1	Edmonds Jr., Tyvon - RM	5	82	416	5.07	4	49	83.20
2	Spruill, Rickey - WC	6	70	422	6.03	3	60	70.33
3	Holman, Markell - SF-PA	5	69	336	4.87	3	55	67.20
4	Howard, Elijah - CCSU	5	95	343	3.61	3	24	68.60
5	Woodard, Zavion - STO	4	54	215	3.98	2	31	53.75
6	Washington, Jarel - STO	4	59	318	5.39	2	72	79.50
7	Clements, JaMario - DU	5	64	493	7.70	2	75	98.60

PASSING YARDS

#	Player	G	Comp-att-int	Yds	TD	Avg/g
1	Urena, Adam - Mercy	6	143-208-1	1451	17	241.83
2	Chiccitt, Anthony - RM	5	90-138-4	950	7	190.00
3	Olson, Brady - CCSU	5	77-149-5	922	7	184.40
4	Cady, Jake - WC	5	53-105-3	725	11	145.00
5	Stanzani, Luca - LIU	6	73-132-2	648	7	108.00
6	Perrantes, Darius - DU	4	55-93-4	573	8	143.25
7	Carraha, Ashur - STO	4	47-98-4	517	3	129.25
8	Hoenstine, Jeff - SF-PA	3	33-56-1	424	3	141.33
9	Mazil, Damien - WC	3	23-40-3	289	3	96.33
10	Heisey, Jordan - DU	5	22-31-1	200	3	40.00



2024-25 NEC Football Extended Individual Statistics All games

Page 3/7
as of Oct 06, 2024

PASS EFFICIENCY (Minimum 15 Total Passes/Game, Games Played Pct. 75%)

#	Player	G	Comp-att-int	Yds	TD	Eff
1	Urena, Adam - Mercy	6	143-208-1	1451	17	153.36
2	Cady, Jake - WC	5	53-105-3	725	11	137.33
3	Chiccitt, Anthony - RM	5	90-138-4	950	7	133.99
4	Perrantes, Darius - DU	4	55-93-4	573	8	130.68
5	Olson, Brady - CCSU	5	77-149-5	922	7	112.45
6	Stanzani, Luca - LIU	6	73-132-2	648	7	111.01
7	Carraha, Ashur - STO	4	47-98-4	517	3	94.21

PASS YDS/COMP. (Minimum 15 Total Passes/Game, Games Played Pct. 75%)

#	Player	G	Comp-att-int	Yds	TD	Avg/c
1	Cady, Jake - WC	5	53-105-3	725	11	13.68
2	Olson, Brady - CCSU	5	77-149-5	922	7	11.97
3	Carraha, Ashur - STO	4	47-98-4	517	3	11.00
4	Chiccitt, Anthony - RM	5	90-138-4	950	7	10.56
5	Perrantes, Darius - DU	4	55-93-4	573	8	10.42
6	Urena, Adam - Mercy	6	143-208-1	1451	17	10.15
7	Stanzani, Luca - LIU	6	73-132-2	648	7	8.88

PASS YDS/ATT (Minimum 15 Total Passes/Game, Games Played Pct. 75%)

#	Player	G	Comp-att-int	Yds	TD	Avg/a
1	Urena, Adam - Mercy	6	143-208-1	1451	17	6.98
2	Cady, Jake - WC	5	53-105-3	725	11	6.90
3	Chiccitt, Anthony - RM	5	90-138-4	950	7	6.88
4	Olson, Brady - CCSU	5	77-149-5	922	7	6.19
5	Perrantes, Darius - DU	4	55-93-4	573	8	6.16
6	Carraha, Ashur - STO	4	47-98-4	517	3	5.28
7	Stanzani, Luca - LIU	6	73-132-2	648	7	4.91

PASS COMP. PCT (Minimum 15 Total Passes/Game, Games Played Pct. 75%)

#	Player	G	Comp-att-int	Yds	TD	Pct.
1	Urena, Adam - Mercy	6	143-208-1	1451	17	68.75
2	Chiccitt, Anthony - RM	5	90-138-4	950	7	65.22
3	Perrantes, Darius - DU	4	55-93-4	573	8	59.14
4	Stanzani, Luca - LIU	6	73-132-2	648	7	55.30
5	Olson, Brady - CCSU	5	77-149-5	922	7	51.68
6	Cady, Jake - WC	5	53-105-3	725	11	50.48
7	Carraha, Ashur - STO	4	47-98-4	517	3	47.96

PASS ATTEMPTS

#	Player	G	Comp-att-int	Yds	TD	Avg/g
1	Urena, Adam - Mercy	6	143-208-1	1451	17	241.83
2	Olson, Brady - CCSU	5	77-149-5	922	7	184.40
3	Chiccitt, Anthony - RM	5	90-138-4	950	7	190.00
4	Stanzani, Luca - LIU	6	73-132-2	648	7	108.00
5	Cady, Jake - WC	5	53-105-3	725	11	145.00
6	Carraha, Ashur - STO	4	47-98-4	517	3	129.25
7	Perrantes, Darius - DU	4	55-93-4	573	8	143.25
8	Hoenstine, Jeff - SF-PA	3	33-56-1	424	3	141.33
9	Mazil, Damien - WC	3	23-40-3	289	3	96.33
10	Mejia, Adrian - SF-PA	3	25-39-1	146	0	48.67

PASS COMPLETIONS

#	Player	G	Comp-att-int	Yds	TD	Avg/g
1	Urena, Adam - Mercy	6	143-208-1	1451	17	241.83
2	Chiccitt, Anthony - RM	5	90-138-4	950	7	190.00
3	Olson, Brady - CCSU	5	77-149-5	922	7	184.40
4	Stanzani, Luca - LIU	6	73-132-2	648	7	108.00
5	Perrantes, Darius - DU	4	55-93-4	573	8	143.25
6	Cady, Jake - WC	5	53-105-3	725	11	145.00
7	Carraha, Ashur - STO	4	47-98-4	517	3	129.25
8	Hoenstine, Jeff - SF-PA	3	33-56-1	424	3	141.33
9	Mejia, Adrian - SF-PA	3	25-39-1	146	0	48.67
10	Mazil, Damien - WC	3	23-40-3	289	3	96.33

PASSING TDS

#	Player	G	Comp-att-int	Yds	TD	Avg/g
1	Urena, Adam - Mercy	6	143-208-1	1451	17	241.83
2	Cady, Jake - WC	5	53-105-3	725	11	145.00
3	Perrantes, Darius - DU	4	55-93-4	573	8	143.25
4	Stanzani, Luca - LIU	6	73-132-2	648	7	108.00
5	Olson, Brady - CCSU	5	77-149-5	922	7	184.40
6	Chiccitt, Anthony - RM	5	90-138-4	950	7	190.00
7	Carraha, Ashur - STO	4	47-98-4	517	3	129.25
8	Hoenstine, Jeff - SF-PA	3	33-56-1	424	3	141.33
9	Heisey, Jordan - DU	5	22-31-1	200	3	40.00
10	Mazil, Damien - WC	3	23-40-3	289	3	96.33

PASS INTERCEPTIONS

#	Player	G	Comp-att-int	Yds	TD	Avg/g
1	Olson, Brady - CCSU	5	77-149-5	922	7	184.40
2	Chiccitt, Anthony - RM	5	90-138-4	950	7	190.00
3	Perrantes, Darius - DU	4	55-93-4	573	8	143.25
4	Carraha, Ashur - STO	4	47-98-4	517	3	129.25
5	Cady, Jake - WC	5	53-105-3	725	11	145.00
6	Mazil, Damien - WC	3	23-40-3	289	3	96.33
7	Stanzani, Luca - LIU	6	73-132-2	648	7	108.00
8	Heisey, Jordan - DU	5	22-31-1	200	3	40.00
9	Mejia, Adrian - SF-PA	3	25-39-1	146	0	48.67
10	Szalkowski, Tyler - RM	2	0-1-1	0	0	0.00



2024-25 NEC Football
Extended Individual Statistics
All games

Page 4/7
as of Oct 06, 2024

RECEPTIONS/GAME (Minimum Games Played Pct. 75%)

#	Player	G	No.	Yds	TD	Lg	Yds/g	Rec/g
1	Barmore, Cameron - Mercy	6	36	480	8	39	80.00	6.00
2	Love, Michael - LIU	6	32	392	5	67	65.33	5.33
3	Robinson, Noah - RM	5	25	392	3	63	78.40	5.00
4	Thomson, Gavin - SF-PA	4	17	277	2	64	69.25	4.25
5	Plaskon, Michael - CCSU	5	21	277	1	56	55.40	4.20
6	Erby, John - DU	5	20	215	1	25	43.00	4.00
7	Afful, Tedy - DU	5	19	207	4	44	41.40	3.80
8	Bonelli, Jaylen - WC	6	22	383	4	48	63.83	3.67
9	Kerbacher, Joe - Mercy	6	22	175	1	44	29.17	3.67
10	Edmonds Jr., Tyvon - RM	5	16	108	0	19	21.60	3.20

RECEPTION TDS

#	Player	G	No.	Yds	TD	Long	Avg/c	Yds/g
1	Barmore, Cameron - Mercy	6	36	480	8	39	13.33	80.00
2	Love, Michael - LIU	6	32	392	5	67	12.25	65.33
3	Bonelli, Jaylen - WC	6	22	383	4	48	17.41	63.83
4	Afful, Tedy - DU	5	19	207	4	44	10.89	41.40
5	McDonald, Teree - WC	6	12	147	3	43	12.25	24.50
6	Isabella, Joey - DU	4	12	164	3	45	13.67	41.00
7	Robinson, Noah - RM	5	25	392	3	63	15.68	78.40
8	Spruill, Rickey - WC	6	8	73	2	24	9.13	12.17
9	Johnson, Jermaine - DU	5	12	102	2	19	8.50	20.40
10	Choquette, Ludovick - LIU	6	13	61	2	28	4.69	10.17

RECEIVE YDS/GAME (Minimum Games Played Pct. 75%)

#	Player	G	No.	Yds	TD	Long	Avg/c	Yds/g
1	Barmore, Cameron - Mercy	6	36	480	8	39	13.33	80.00
2	Robinson, Noah - RM	5	25	392	3	63	15.68	78.40
3	Thomson, Gavin - SF-PA	4	17	277	2	64	16.29	69.25
4	Love, Michael - LIU	6	32	392	5	67	12.25	65.33
5	Bonelli, Jaylen - WC	6	22	383	4	48	17.41	63.83
6	Plaskon, Michael - CCSU	5	21	277	1	56	13.19	55.40
7	Erby, John - DU	5	20	215	1	25	10.75	43.00
8	Afful, Tedy - DU	5	19	207	4	44	10.89	41.40
9	Isabella, Joey - DU	4	12	164	3	45	13.67	41.00
10	Ruff, Cody - STO	4	11	162	1	50	14.73	40.50

YARDS PER CATCH (Minimum 2 Receptions/Game, Games Played Pct. 75%)

#	Player	G	No.	Yds	TD	Long	Avg/c	Yds/g
1	Bonelli, Jaylen - WC	6	22	383	4	48	17.41	63.83
2	Thomson, Gavin - SF-PA	4	17	277	2	64	16.29	69.25
3	Robinson, Noah - RM	5	25	392	3	63	15.68	78.40
4	Ruff, Cody - STO	4	11	162	1	50	14.73	40.50
5	Isabella, Joey - DU	4	12	164	3	45	13.67	41.00
6	Barmore, Cameron - Mercy	6	36	480	8	39	13.33	80.00
7	Plaskon, Michael - CCSU	5	21	277	1	56	13.19	55.40
8	Love, Michael - LIU	6	32	392	5	67	12.25	65.33
9	McDonald, Teree - WC	6	12	147	3	43	12.25	24.50
10	Ivory, Jayden - SF-PA	5	11	133	0	26	12.09	26.60

RECEPTIONS

#	Player	G	No.	Yds	TD	Long	Avg/c	Yds/g
1	Barmore, Cameron - Mercy	6	36	480	8	39	13.33	80.00
2	Love, Michael - LIU	6	32	392	5	67	12.25	65.33
3	Robinson, Noah - RM	5	25	392	3	63	15.68	78.40
4	Kerbacher, Joe - Mercy	6	22	175	1	44	7.95	29.17
5	Bonelli, Jaylen - WC	6	22	383	4	48	17.41	63.83
6	Plaskon, Michael - CCSU	5	21	277	1	56	13.19	55.40
7	Erby, John - DU	5	20	215	1	25	10.75	43.00
8	Afful, Tedy - DU	5	19	207	4	44	10.89	41.40
9	Davis, Chaz - Mercy	6	18	201	1	29	11.17	33.50
10	Thomson, Gavin - SF-PA	4	17	277	2	64	16.29	69.25

RECEPTION YARDS

#	Player	G	No.	Yds	TD	Long	Avg/c	Yds/g
1	Barmore, Cameron - Mercy	6	36	480	8	39	13.33	80.00
2	Love, Michael - LIU	6	32	392	5	67	12.25	65.33
3	Robinson, Noah - RM	5	25	392	3	63	15.68	78.40
4	Bonelli, Jaylen - WC	6	22	383	4	48	17.41	63.83
5	Plaskon, Michael - CCSU	5	21	277	1	56	13.19	55.40
6	Thomson, Gavin - SF-PA	4	17	277	2	64	16.29	69.25
7	Erby, John - DU	5	20	215	1	25	10.75	43.00
8	Afful, Tedy - DU	5	19	207	4	44	10.89	41.40
9	Davis, Chaz - Mercy	6	18	201	1	29	11.17	33.50
10	Kerbacher, Joe - Mercy	6	22	175	1	44	7.95	29.17

PUNTING (Minimum 3.6 Punts/Game, Games Played Pct. 75%)

#	Player	G	No.	Yds	Lg	I20	50+	TB	Avg.
1	Clark, Aidan - CCSU	5	29	1263	84	9	6	2	43.55
2	Earnest, Steven - RM	5	28	1157	59	12	6	2	41.32
3	Cirulli, Aidan - SF-PA	5	29	1195	69	8	4	4	41.21
4	Tanzola, Nicholas - STO	4	23	938	76	8	5	3	40.78
5	Lynch, Will - LIU	6	33	1249	53	6	2	1	37.85

PATS KICKS MADE

#	Player	G	Made	Att.	Pct.
1	Nagucki, Nathan - Mercy	6	16	19	84.21
2	Jenkins, Jayson - RM	5	16	17	94.12
3	Barnum, Jack - CCSU	5	13	13	100.00
4	Coney, Michael - LIU	6	12	12	100.00
5	Bruzdewicz, Brian - DU	5	10	12	83.33
6	Plummer, Mac - SF-PA	5	7	9	77.78
7	Hurley, Danny - STO	4	7	8	87.50
8	Schwindt, Matthew - WC	3	6	6	100.00
9	Liszner, Ryan - WC	5	6	8	75.00
10	Smith, Andrew - DU	5	5	5	100.00



2024-25 NEC Football
Extended Individual Statistics
All games

Page 5/7
as of Oct 06, 2024

NUMBER OF PUNTS

#	Player	G	No.	Yds	Lg	I20	50+	TB	Avg.
1	Lynch, Will - LIU	6	33	1249	53	6	2	1	37.85
2	Clark, Aidan - CCSU	5	29	1263	84	9	6	2	43.55
3	Cirulli, Aidan - SF-PA	5	29	1195	69	8	4	4	41.21
4	Earnest, Steven - RM	5	28	1157	59	12	6	2	41.32
5	Tanzola, Nicholas - STO	4	23	938	76	8	5	3	40.78
6	Romenick, Kyle - DU	5	17	705	57	4	1	2	41.47
7	Brown, Joshua - WC	5	17	733	62	6	5	2	43.12
8	Marzola, Bailey - WC	2	12	445	49	3	0	0	37.08
9	Pittman, Hunter - Mercy	4	9	397	58	2	2	1	44.11
10	McGuire, Garrett - Mercy	3	6	192	49	0	0	0	32.00

YARDS PUNTED

#	Player	G	No.	Yds	Lg	I20	50+	TB	Avg.
1	Clark, Aidan - CCSU	5	29	1263	84	9	6	2	43.55
2	Lynch, Will - LIU	6	33	1249	53	6	2	1	37.85
3	Cirulli, Aidan - SF-PA	5	29	1195	69	8	4	4	41.21
4	Earnest, Steven - RM	5	28	1157	59	12	6	2	41.32
5	Tanzola, Nicholas - STO	4	23	938	76	8	5	3	40.78
6	Brown, Joshua - WC	5	17	733	62	6	5	2	43.12
7	Romenick, Kyle - DU	5	17	705	57	4	1	2	41.47
8	Marzola, Bailey - WC	2	12	445	49	3	0	0	37.08
9	Pittman, Hunter - Mercy	4	9	397	58	2	2	1	44.11
10	McGuire, Garrett - Mercy	3	6	192	49	0	0	0	32.00

PAT KICKING PCT (Minimum Games Played Pct. 75%)

#	Player	G	Made	Att.	Pct.
1	Coney, Michael - LIU	6	12	12	100.00
2	Smith, Andrew - DU	5	5	5	100.00
3	Barnum, Jack - CCSU	5	13	13	100.00
4	Jenkins, Jayson - RM	5	16	17	94.12
5	Hurley, Danny - STO	4	7	8	87.50
6	Nagucki, Nathan - Mercy	6	16	19	84.21
7	Bruzdewicz, Brian - DU	5	10	12	83.33
8	Plummer, Mac - SF-PA	5	7	9	77.78
9	Liszner, Ryan - WC	5	6	8	75.00

PAT KICKING ATTEMPTS

#	Player	G	Made	Att.	Pct.
1	Nagucki, Nathan - Mercy	6	16	19	84.21
2	Jenkins, Jayson - RM	5	16	17	94.12
3	Barnum, Jack - CCSU	5	13	13	100.00
4	Coney, Michael - LIU	6	12	12	100.00
5	Bruzdewicz, Brian - DU	5	10	12	83.33
6	Plummer, Mac - SF-PA	5	7	9	77.78
7	Hurley, Danny - STO	4	7	8	87.50
8	Liszner, Ryan - WC	5	6	8	75.00
9	Schwindt, Matthew - WC	3	6	6	100.00
10	Borner, Drew - WC	3	4	5	80.00

PUNT RETURN AVG (Minimum Games Played Pct. 75%)

#	Player	G	No.	Yds	TD	Long	Avg/g
1	Trobel, Brian - Mercy	6	1	31	0	31	31.00
2	Kerbacher, Joe - Mercy	6	1	16	0	16	16.00
3	Davis, Chaz - Mercy	6	2	20	0	20	10.00

FIELD GOALS (Minimum Games Played Pct. 75%)

#	Player	G	Made	Att.	Long	Pct.	FG/G.
1	Barnum, Jack - CCSU	5	8	10	50	80.00	1.60
2	Plummer, Mac - SF-PA	5	4	6	50	66.67	0.80
3	Nagucki, Nathan - Mercy	6	3	4	27	75.00	0.50
4	Coney, Michael - LIU	6	2	4	42	50.00	0.33
5	Hurley, Danny - STO	4	1	4	21	25.00	0.25
6	Liszner, Ryan - WC	5	1	1	31	100.00	0.20
7	Bruzdewicz, Brian - DU	5	1	3	22	33.33	0.20

FIELD GOAL PCT (Minimum Games Played Pct. 75%)

#	Player	G	Made	Att.	Long	Pct.
1	Liszner, Ryan - WC	5	1	1	31	100.00
2	Barnum, Jack - CCSU	5	8	10	50	80.00
3	Nagucki, Nathan - Mercy	6	3	4	27	75.00
4	Plummer, Mac - SF-PA	5	4	6	50	66.67
5	Coney, Michael - LIU	6	2	4	42	50.00
6	Bruzdewicz, Brian - DU	5	1	3	22	33.33
7	Hurley, Danny - STO	4	1	4	21	25.00

FIELD GOALS ATTEMPTED

#	Player	G	Made	Att.	Long	Pct.
1	Barnum, Jack - CCSU	5	8	10	50	80.00
2	Plummer, Mac - SF-PA	5	4	6	50	66.67
3	Nagucki, Nathan - Mercy	6	3	4	27	75.00
4	Coney, Michael - LIU	6	2	4	42	50.00
5	Hurley, Danny - STO	4	1	4	21	25.00
6	Bruzdewicz, Brian - DU	5	1	3	22	33.33
7	Borner, Drew - WC	3	1	2	30	50.00
8	Liszner, Ryan - WC	5	1	1	31	100.00
9	Schwindt, Matthew - WC	3	1	1	25	100.00
10	Jenkins, Jayson - RM	5	0	1	0	0.00

FIELD GOALS MADE

#	Player	G	Made	Att.	Long	Pct.
1	Barnum, Jack - CCSU	5	8	10	50	80.00
2	Plummer, Mac - SF-PA	5	4	6	50	66.67
3	Nagucki, Nathan - Mercy	6	3	4	27	75.00
4	Coney, Michael - LIU	6	2	4	42	50.00
5	Liszner, Ryan - WC	5	1	1	31	100.00
6	Borner, Drew - WC	3	1	2	30	50.00
7	Hurley, Danny - STO	4	1	4	21	25.00
8	Schwindt, Matthew - WC	3	1	1	25	100.00
9	Bruzdewicz, Brian - DU	5	1	3	22	33.33

KICK RETURN AVG (Minimum Games Played Pct. 75%)

#	Player	G	No.	Yds	TD	Long	Avg/g
1	Crawford, DaMario - SF-PA	4	3	130	1	94	43.33
2	Turner, Jadon - CCSU	5	9	244	0	53	27.11
3	Martin, Sam - WC	6	11	279	0	57	25.36



2024-25 NEC Football
Extended Individual Statistics
All games

Page 6/7
as of Oct 06, 2024

PUNT RETURNS (Minimum 1.2 Punt Returns/Game)

#	Player	G	No.	Yds	TD	Long	Avg/g
1	Howard, Tahseen - RM	5	10	80	0	43	8.00
2	Plaskon, Michael - CCSU	5	9	48	0	12	5.33
3	Henderson, Nigel - STO	4	8	13	0	8	1.63

PUNT RETURN YARDS

#	Player	G	No.	Yds	TD	Long	Avg/g
1	Howard, Tahseen - RM	5	10	80	0	43	8.00
2	Washington, Broderick - Mercy	1	1	55	0	55	55.00
3	Plaskon, Michael - CCSU	5	9	48	0	12	5.33
4	Hibbert, Leisaan - LIU	5	4	38	0	24	9.50
5	Trobel, Brian - Mercy	6	1	31	0	31	31.00
6	Colclough, Jeremiah - WC	6	3	29	0	19	9.67
7	Erby, John - DU	5	4	22	0	15	5.50
8	Davis, Chaz - Mercy	6	2	20	0	20	10.00
9	Tutino, Aaron - SF-PA	5	5	18	0	13	3.60
10	Kerbacher, Joe - Mercy	6	1	16	0	16	16.00

PUNT RETURN TDS

#	Player	G	No.	Yds	TD	Long	Avg/g
---	--------	---	-----	-----	----	------	-------

INTERCEPTIONS (Minimum Games Played Pct. 75%)

#	Player	G	No.	Yds	TD	Long	Avg/g
1	Davis, Christian - WC	6	3	50	0	29	0.50
2	Carter, Robert - RM	5	2	23	0	23	0.40
3	Harvey, Tyris - RM	5	2	31	0	31	0.40
4	Ricci, Zachary - WC	6	2	64	0	64	0.33
5	Miller, Luke - DU	4	1	8	0	8	0.25
6	Williams, Jahnez - STO	4	1	0	0	0	0.25
7	Verilus, Seth - RM	4	1	15	0	15	0.25
8	Seide, Mo - STO	4	1	16	0	16	0.25
9	Wilmer, Maurice - LIU	5	1	0	0	0	0.20
10	Laing, Kyler - Mercy	5	1	30	0	30	0.20

INTERCEPTION RET YARDS

#	Player	G	No.	Yds	TD	Long	Yds/i
1	Ricci, Zachary - WC	6	2	64	0	64	32.00
2	Davis, Christian - WC	6	3	50	0	29	16.67
3	Davis, Carnell - DU	5	1	35	0	35	35.00
4	McClean, Deon - CCSU	5	1	35	0	35	35.00
5	Harvey, Tyris - RM	5	2	31	0	31	15.50
6	Buterbaugh, Tyler - Mercy	6	1	30	0	30	30.00
7	Laing, Kyler - Mercy	5	1	30	0	30	30.00
8	Carter, Robert - RM	5	2	23	0	23	11.50
9	Seide, Mo - STO	4	1	16	0	16	16.00
10	Thomas, Will - Mercy	6	1	15	0	15	15.00

KICK RETURNS (Minimum 1.2 Total Kick Returns/Game)

#	Player	G	No.	Yds	TD	Long	Avg/g
1	Martin, Sam - WC	6	11	279	0	57	25.36
2	Davis, Chaz - Mercy	6	9	182	0	35	20.22
3	Turner, Jadon - CCSU	5	9	244	0	53	27.11
4	Drake, Kyree - STO	3	8	197	0	70	24.63
5	Ridgley, Trenell - RM	5	7	170	0	44	24.29
6	Johnson, Jermaine - DU	5	6	114	0	32	19.00
7	Roberson, Joshua - STO	3	4	79	0	35	19.75

KICK RETURN YARDS

#	Player	G	No.	Yds	TD	Long	Avg/g
1	Martin, Sam - WC	6	11	279	0	57	25.36
2	Turner, Jadon - CCSU	5	9	244	0	53	27.11
3	Drake, Kyree - STO	3	8	197	0	70	24.63
4	Davis, Chaz - Mercy	6	9	182	0	35	20.22
5	Ridgley, Trenell - RM	5	7	170	0	44	24.29
6	Crawford, DaMario - SF-PA	4	3	130	1	94	43.33
7	Johnson, Jermaine - DU	5	6	114	0	32	19.00
8	Roberson, Joshua - STO	3	4	79	0	35	19.75
9	Cooper, Malik - WC	6	4	74	0	23	18.50
10	Love, Michael - LIU	6	4	70	0	22	17.50

KICK RETURN TDS

#	Player	G	No.	Yds	TD	Long	Avg/g
1	Crawford, DaMario - SF-PA	4	3	130	1	94	43.33

INTERCEPTION RETURNS

#	Player	G	No.	Yds	TD	Long	Yds/i
1	Davis, Christian - WC	6	3	50	0	29	16.67
2	Carter, Robert - RM	5	2	23	0	23	11.50
3	Ricci, Zachary - WC	6	2	64	0	64	32.00
4	Harvey, Tyris - RM	5	2	31	0	31	15.50
5	Thomas, Will - Mercy	6	1	15	0	15	15.00
6	Wilmer, Maurice - LIU	5	1	0	0	0	0.00
7	Rayside, Jayvis - CCSU	5	1	13	0	13	13.00
8	Barnes, CJ - DU	5	1	4	0	4	4.00
9	Verilus, Seth - RM	4	1	15	0	15	15.00
10	Epps, Antonio - DU	5	1	0	0	0	0.00

INTERCEPTION RETURN TDS

#	Player	G	No.	Yds	TD	Long	Yds/i
---	--------	---	-----	-----	----	------	-------



2024-25 NEC Football
Extended Individual Statistics
All games

Page 7/7
as of Oct 06, 2024

TACKLES (All positions) (Minimum Games Played Pct. 75%)

#	Player	G	Pos	Solo	Ast	Total	Avg/g
1	Clark, Kimal - CCSU	5	DB	27	26	53	10.60
2	Shegog, Jamar - RM	5	LB	25	20	45	9.00
3	Buterbaugh, Tyler - Mercy	6	LB	26	19	45	7.50
4	Freeman, Keon - RM	5	LB	19	18	37	7.40
5	Helsley, Zack - Mercy	6	DB	22	22	44	7.33
6	Miller, Luke - DU	4	LB	17	10	27	6.75
7	Reilly, Justin - WC	6	DB	24	16	40	6.67
8	Royster, Pierre - SF-PA	5	DB	21	11	32	6.40
9	McLeer, Trey - SF-PA	5	DB	14	18	32	6.40
10	Wright, Malachi - CCSU	5	LB	14	18	32	6.40
11	Hill, Zach - Mercy	6	LB	13	25	38	6.33
12	Brown Jr., Fran - SF-PA	5	LB	15	15	30	6.00
13	Pierce, Dee - RM	5	DB	15	15	30	6.00
14	Garcia, JoJo - LIU	6	DB	21	15	36	6.00
15	Stoll, Jack - CCSU	5	LB	15	14	29	5.80
16	Bannon, Tyler - STO	4	LB	11	11	22	5.50
17	Irvine, Jordan - STO	4	DB	18	3	21	5.25
18	Verilus, Seth - RM	4	LB	9	12	21	5.25
19	Battaglia, Charles - STO	4	LB	11	9	20	5.00
20	Warren, Jacquez - RM	4	DB	10	10	20	5.00
21	Justice, Jalin - WC	6	LB	13	16	29	4.83
22	Fasolino, Rafael - LIU	6	S	17	12	29	4.83
23	Swaim, Mercury - SF-PA	5	LB	14	10	24	4.80
24	Tangelo, Paul - SF-PA	5	LB	13	11	24	4.80
25	DeVirgilio, Matthew - STO	4	LB	4	15	19	4.75
26	Suffrant, Guershan - STO	4	DB	11	8	19	4.75
27	Thomas, Will - Mercy	6	LB	13	15	28	4.67
28	Epps, Antonio - DU	5	DB	13	10	23	4.60
29	Carter, Robert - RM	5	DB	15	8	23	4.60
30	Martin, Sam - WC	6	S	16	11	27	4.50
31	Henritzy, Caden - STO	3	LB	6	7	13	4.33
32	Moore, Derron - DU	4	LB	10	7	17	4.25
33	Barnes, CJ - DU	5	DB	13	8	21	4.20
34	Howard, Jalen - CCSU	5	DL	7	14	21	4.20
35	Smith, Justin - WC	6	DB	14	11	25	4.17
36	Athy, Zack - STO	4	DT	8	8	16	4.00
37	Thomas, Eyan - SF-PA	5	DL	11	9	20	4.00
38	Crawford, DaMario - SF-PA	4	DB	11	5	16	4.00
39	Walden Jr., Davone - CCSU	5	DB	14	6	20	4.00
40	Johnson, Jordan - WC	6	LB	16	8	24	4.00
41	Toatley, Dan - CCSU	5	DL	4	15	19	3.80
42	Miles, Eric - STO	3	DB	8	3	11	3.67
43	Mackey, Anthony - Mercy	6	DB	12	10	22	3.67
44	St John, Elijah - LIU	6	DL	6	16	22	3.67
45	Barber, William - RM	5	DB	6	11	17	3.40
46	Jones, T.J. - DU	5	CB	14	3	17	3.40
47	Rizzo, Gianni - DU	5	LB	8	9	17	3.40
48	Nartey, Caleb - LIU	6	DB	13	7	20	3.33
49	Leavell, Jeff - Mercy	6	LB	9	11	20	3.33
50	McCormick, Liam - LIU	6	DL	8	12	20	3.33

SACKS (Minimum Games Played Pct. 75%)

#	Player	G	Pos	Solo	Ast	Total	Avg/g
1	Howard, Jalen - CCSU	5	DL	4	2	5	1.00
2	Tangelo, Paul - SF-PA	5	LB	4	0	4	0.80
3	Schmidt, Turner - RM	5	TE	3	1	3.5	0.70
4	Dunkley, Jack - DU	5	DL	3	0	3	0.60
5	Shegog, Jamar - RM	5	LB	3	0	3	0.60
6	Lambert, Lucas - RM	5	DL	2	1	2.5	0.50
7	Taylor, Gavin - CCSU	5	LB	2	1	2.5	0.50
8	Justice, Jalin - WC	6	LB	2	1	2.5	0.42
9	Toatley, Dan - CCSU	5	DL	1	2	2	0.40
10	Stoll, Jack - CCSU	5	LB	2	0	2	0.40

TACKLES FOR LOSS (Minimum 1.25 Total Tackles For Loss/Game, Games Played Pct. 75%)

#	Player	G	Pos	Solo	Ast	Total	Avg/g
1	Howard, Jalen - CCSU	5	DL	4	5	6.5	1.30

FUMBLES FORCED (Minimum Games Played Pct. 75%)

#	Player	G	No.	Avg/g
1	Tangelo, Paul - SF-PA	5	2	0.40
2	Cole, Ethon - DU	5	2	0.40
3	Henritzy, Caden - STO	3	1	0.33
4	St John, Elijah - LIU	6	2	0.33
5	Djimbou, Sidoine - STO	3	1	0.33
6	Williams, Christopher - STO	4	1	0.25
7	Mitchell, Navon - CCSU	4	1	0.25
8	Barnes, CJ - DU	5	1	0.20
9	Anderson, Jayden - CCSU	5	1	0.20
10	Taylor, Gavin - CCSU	5	1	0.20

FUMBLES RECOVERED (Minimum Games Played Pct. 75%)

#	Player	G	No.	Avg/g
1	Thomas, Vince - CCSU	5	2	0.40
2	Bierals, Eddie - SF-PA	5	2	0.40
3	Clark, Kimal - CCSU	5	1	0.20
4	Kurzinger, Kevin - DU	5	1	0.20
5	Rayside, Jayvis - CCSU	5	1	0.20
6	McLean, Deon - CCSU	5	1	0.20
7	Hibbert, Leisaan - LIU	5	1	0.20
8	Howard, Jalen - CCSU	5	1	0.20
9	Brown Jr., Fran - SF-PA	5	1	0.20
10	Gadson, Nicholas - WC	6	1	0.17

PASSES DEFENDED (Minimum Games Played Pct. 75%)

#	Player	G	Brp	Int.	Total	Avg/g
1	Harvey, Tyris - RM	5	7	2	9	1.80
2	Verilus, Seth - RM	4	3	1	4	1.00
3	Carter, Robert - RM	5	2	2	4	0.80
4	Cole, Ethon - DU	5	4	0	4	0.80
5	Swaim, Mercury - SF-PA	5	4	0	4	0.80
6	Washington, Jr., Marshall - LIU	5	4	0	4	0.80
7	Warren, Jacquez - RM	4	3	0	3	0.75
8	Davis, Christian - WC	6	1	3	4	0.67
9	Dravet, Riley - WC	6	4	0	4	0.67
10	Ricci, Zachary - WC	6	2	2	4	0.67



2024-25 NEC Football
Extended Team Leaders
All games

Page 1/12
as of Oct 06, 2024

SCORING OFFENSE

Team	G	TD	FG	XPT	2XP	DXP	Saf	Pts	Avg/G
Mercyhurst	6	25	3	16	2	0	0	179	29.83
Central Conn. St.	5	14	8	13	0	0	1	123	24.6
Duquesne	5	17	1	15	0	0	0	120	24
Robert Morris	5	17	0	16	0	0	0	118	23.6
Wagner	6	19	3	16	0	0	1	141	23.5
Saint Francis	5	10	4	7	1	0	0	81	16.2
LIU	6	12	2	12	0	0	0	90	15
Stonehill	4	8	1	7	0	0	0	58	14.5

TOTAL DEFENSE

Team	G	Rush	Pass	Plays	Yards	Avg/P	TD	Avg/G
Saint Francis	5	483	912	349	1395	4	10	279
Wagner	6	811	1035	356	1846	5.19	17	307.67
Central Conn. St.	5	619	1097	318	1716	5.4	15	343.2
LIU	6	1075	1083	384	2158	5.62	25	359.67
Duquesne	5	799	1045	305	1844	6.05	20	368.8
Mercyhurst	6	1125	1247	372	2372	6.38	24	395.33
Robert Morris	5	904	1099	334	2003	6	17	400.6
Stonehill	4	799	911	259	1710	6.6	17	427.5

SCORING DEFENSE

Team	G	TD	FG	XPT	2XP	DXP	Saf	Pts	Avg/G
Wagner	6	18	2	18	0	0	0	132	22
Saint Francis	5	13	8	11	0	0	1	115	23
Robert Morris	5	17	4	14	1	0	1	132	26.4
Central Conn. St.	5	20	3	18	0	0	0	147	29.4
Duquesne	5	21	1	20	1	0	0	151	30.2
Mercyhurst	6	25	4	21	2	1	0	189	31.5
LIU	6	26	4	23	0	0	0	191	31.83
Stonehill	4	18	2	17	0	0	0	131	32.75

TOTAL OFFENSE PLAYS

Team	G	Rush	Pass	Plays	Yards	Avg/P	TD	Avg/G
Mercyhurst	6	697	1508	373	2205	5.91	24	367.5
Wagner	6	875	1030	351	1905	5.43	19	317.5
Central Conn. St.	5	630	941	338	1571	4.65	12	314.2
LIU	6	808	856	333	1664	5	12	277.33
Robert Morris	5	631	1081	310	1712	5.52	17	342.4
Duquesne	5	886	773	297	1659	5.59	17	331.8
Saint Francis	5	736	691	296	1427	4.82	8	285.4
Stonehill	4	719	517	268	1236	4.61	8	309

TOUCHDOWNS SCORED

Team	G	TD	FG	XPT	2XP	DXP	Saf	Pts	Avg/G
Mercyhurst	6	25	3	16	2	0	0	179	29.83
Wagner	6	19	3	16	0	0	1	141	23.5
Robert Morris	5	17	0	16	0	0	0	118	23.6
Duquesne	5	17	1	15	0	0	0	120	24
Central Conn. St.	5	14	8	13	0	0	1	123	24.6
LIU	6	12	2	12	0	0	0	90	15
Saint Francis	5	10	4	7	1	0	0	81	16.2
Stonehill	4	8	1	7	0	0	0	58	14.5

TOTAL OFFENSE YARDS

Team	G	Rush	Pass	Plays	Yards	Avg/P	TD	Avg/G
Mercyhurst	6	697	1508	373	2205	5.91	24	367.5
Wagner	6	875	1030	351	1905	5.43	19	317.5
Robert Morris	5	631	1081	310	1712	5.52	17	342.4
LIU	6	808	856	333	1664	5	12	277.33
Duquesne	5	886	773	297	1659	5.59	17	331.8
Central Conn. St.	5	630	941	338	1571	4.65	12	314.2
Saint Francis	5	736	691	296	1427	4.82	8	285.4
Stonehill	4	719	517	268	1236	4.61	8	309

PTS SCORED KICKING

Team	G	TD	FG	XPT	2XP	DXP	Saf	Pts	Avg/G
Mercyhurst	6	25	3	16	2	0	0	179	29.83
Wagner	6	19	3	16	0	0	1	141	23.5
Central Conn. St.	5	14	8	13	0	0	1	123	24.6
Duquesne	5	17	1	15	0	0	0	120	24
Robert Morris	5	17	0	16	0	0	0	118	23.6
LIU	6	12	2	12	0	0	0	90	15
Saint Francis	5	10	4	7	1	0	0	81	16.2
Stonehill	4	8	1	7	0	0	0	58	14.5

TOTAL OFF. AVG/PLAY

Team	G	Rush	Pass	Plays	Yards	Avg/P	TD	Avg/G
Mercyhurst	6	697	1508	373	2205	5.91	24	367.5
Duquesne	5	886	773	297	1659	5.59	17	331.8
Robert Morris	5	631	1081	310	1712	5.52	17	342.4
Wagner	6	875	1030	351	1905	5.43	19	317.5
LIU	6	808	856	333	1664	5	12	277.33
Saint Francis	5	736	691	296	1427	4.82	8	285.4
Central Conn. St.	5	630	941	338	1571	4.65	12	314.2
Stonehill	4	719	517	268	1236	4.61	8	309



2024-25 NEC Football
Extended Team Leaders
All games

Page 2/12
as of Oct 06, 2024

TOTAL OFFENSE

Team	G	Rush	Pass	Plays	Yards	Avg/P	TD	Avg/G
Mercyhurst	6	697	1508	373	2205	5.91	24	367.5
Robert Morris	5	631	1081	310	1712	5.52	17	342.4
Duquesne	5	886	773	297	1659	5.59	17	331.8
Wagner	6	875	1030	351	1905	5.43	19	317.5
Central Conn. St.	5	630	941	338	1571	4.65	12	314.2
Stonehill	4	719	517	268	1236	4.61	8	309
Saint Francis	5	736	691	296	1427	4.82	8	285.4
LIU	6	808	856	333	1664	5	12	277.33

TOTAL OFFENSE TDS

Team	G	Rush	Pass	Plays	Yards	Avg/P	TD	Avg/G
Mercyhurst	6	697	1508	373	2205	5.91	24	367.5
Wagner	6	875	1030	351	1905	5.43	19	317.5
Robert Morris	5	631	1081	310	1712	5.52	17	342.4
Duquesne	5	886	773	297	1659	5.59	17	331.8
LIU	6	808	856	333	1664	5	12	277.33
Central Conn. St.	5	630	941	338	1571	4.65	12	314.2
Stonehill	4	719	517	268	1236	4.61	8	309
Saint Francis	5	736	691	296	1427	4.82	8	285.4

RUSHING OFFENSE

Team	G	Att	Yards	Avg/A	Long	TD	Avg/G
Stonehill	4	170	719	4.23	72	5	179.75
Duquesne	5	170	886	5.21	75	6	177.2
Saint Francis	5	175	736	4.21	97	5	147.2
Wagner	6	200	875	4.38	60	5	145.83
LIU	6	175	808	4.62	48	3	134.67
Robert Morris	5	155	631	4.07	49	8	126.2
Central Conn. St.	5	184	630	3.42	53	5	126
Mercyhurst	6	162	697	4.3	56	6	116.17

RUSHING TDS

Team	G	Att	Yards	Avg/A	Long	TD	Avg/G
Robert Morris	5	155	631	4.07	49	8	126.2
Mercyhurst	6	162	697	4.3	56	6	116.17
Duquesne	5	170	886	5.21	75	6	177.2
Wagner	6	200	875	4.38	60	5	145.83
Stonehill	4	170	719	4.23	72	5	179.75
Saint Francis	5	175	736	4.21	97	5	147.2
Central Conn. St.	5	184	630	3.42	53	5	126
LIU	6	175	808	4.62	48	3	134.67

RUSHING DEFENSE

Team	G	Att	Yards	Avg/A	Long	TD	Avg/G
Saint Francis	5	186	483	2.6	32	4	96.6
Central Conn. St.	5	168	619	3.68	97	8	123.8
Wagner	6	200	811	4.06	60	14	135.17
Duquesne	5	168	799	4.76	48	10	159.8
LIU	6	248	1075	4.33	41	15	179.17
Robert Morris	5	170	904	5.32	63	6	180.8
Mercyhurst	6	216	1125	5.21	50	9	187.5
Stonehill	4	165	799	4.84	54	6	199.75

PASS EFFICIENCY

Team	G	Comp-Att-Int	Pct.	Yds	Avg/G	TD	Effic
Mercyhurst	6	146 - 211 - 1	69.19	1508	251.33	18	156.43
Robert Morris	5	102 - 155 - 5	65.81	1081	216.20	9	137.10
Duquesne	5	77 - 127 - 5	60.63	773	154.60	11	132.47
Wagner	6	78 - 151 - 6	51.66	1030	171.67	14	131.60
LIU	6	86 - 158 - 3	54.43	856	142.67	9	114.94
Saint Francis	5	73 - 121 - 2	60.33	691	138.20	3	113.18
Central Conn. St.	5	78 - 154 - 6	50.65	941	188.20	7	109.18
Stonehill	4	47 - 98 - 4	47.96	517	129.25	3	94.21

YARDS PER RUSH

Team	G	Att	Yards	Avg/A	Long	TD	Avg/G
Duquesne	5	170	886	5.21	75	6	177.2
LIU	6	175	808	4.62	48	3	134.67
Wagner	6	200	875	4.38	60	5	145.83
Mercyhurst	6	162	697	4.3	56	6	116.17
Stonehill	4	170	719	4.23	72	5	179.75
Saint Francis	5	175	736	4.21	97	5	147.2
Robert Morris	5	155	631	4.07	49	8	126.2
Central Conn. St.	5	184	630	3.42	53	5	126

PASS DEFENSE EFFIC.

Team	G	Comp-Att-Int	Pct.	Yds	Avg/G	TD	Effic
Wagner	6	94 - 156 - 7	60.26	1035	172.50	3	113.36
Saint Francis	5	96 - 163 - 1	58.90	912	182.40	6	116.81
Robert Morris	5	99 - 164 - 5	60.37	1099	219.80	11	132.69
Central Conn. St.	5	94 - 150 - 2	62.67	1097	219.40	7	136.83
Duquesne	5	82 - 137 - 4	59.85	1045	209.00	10	142.18
LIU	6	83 - 136 - 1	61.03	1083	180.50	10	150.71
Mercyhurst	6	93 - 156 - 3	59.62	1247	207.83	15	154.65
Stonehill	4	56 - 94 - 2	59.57	911	227.75	11	175.34



**2024-25 NEC Football
Extended Team Leaders
All games**

Page 3/12
as of Oct 06, 2024

RUSH ATTEMPTS

Team	G	Att	Yards	Avg/A	Long	TD	Avg/G
Wagner	6	200	875	4.38	60	5	145.83
Central Conn. St.	5	184	630	3.42	53	5	126
Saint Francis	5	175	736	4.21	97	5	147.2
LIU	6	175	808	4.62	48	3	134.67
Stonehill	4	170	719	4.23	72	5	179.75
Duquesne	5	170	886	5.21	75	6	177.2
Mercyhurst	6	162	697	4.3	56	6	116.17
Robert Morris	5	155	631	4.07	49	8	126.2

RUSH YARDS

Team	G	Att	Yards	Avg/A	Long	TD	Avg/G
Duquesne	5	170	886	5.21	75	6	177.2
Wagner	6	200	875	4.38	60	5	145.83
LIU	6	175	808	4.62	48	3	134.67
Saint Francis	5	175	736	4.21	97	5	147.2
Stonehill	4	170	719	4.23	72	5	179.75
Mercyhurst	6	162	697	4.3	56	6	116.17
Robert Morris	5	155	631	4.07	49	8	126.2
Central Conn. St.	5	184	630	3.42	53	5	126



2024-25 NEC Football
Extended Team Leaders
All games

Page 4/12
as of Oct 06, 2024

PASS OFFENSE

Team	G	Comp-Att-Int	Pct.	Yds	Avg/A	TD	Avg/G
Mercyhurst	6	146 - 211 - 1	69.19	1508	7.15	18	251.33
Robert Morris	5	102 - 155 - 5	65.81	1081	6.97	9	216.20
Central Conn. St.	5	78 - 154 - 6	50.65	941	6.11	7	188.20
Wagner	6	78 - 151 - 6	51.66	1030	6.82	14	171.67
Duquesne	5	77 - 127 - 5	60.63	773	6.09	11	154.60
LIU	6	86 - 158 - 3	54.43	856	5.42	9	142.67
Saint Francis	5	73 - 121 - 2	60.33	691	5.71	3	138.20
Stonehill	4	47 - 98 - 4	47.96	517	5.28	3	129.25

PASS COMP. PCT

Team	G	Comp-Att-Int	Pct.	Yds	Avg/A	TD	Avg/G
Mercyhurst	6	146 - 211 - 1	69.19	1508	7.15	18	251.33
Robert Morris	5	102 - 155 - 5	65.81	1081	6.97	9	216.20
Duquesne	5	77 - 127 - 5	60.63	773	6.09	11	154.60
Saint Francis	5	73 - 121 - 2	60.33	691	5.71	3	138.20
LIU	6	86 - 158 - 3	54.43	856	5.42	9	142.67
Wagner	6	78 - 151 - 6	51.66	1030	6.82	14	171.67
Central Conn. St.	5	78 - 154 - 6	50.65	941	6.11	7	188.20
Stonehill	4	47 - 98 - 4	47.96	517	5.28	3	129.25

PASS DEFENSE

Team	G	Comp-Att-Int	Pct.	Yds	Avg/A	TD	Avg/G
Wagner	6	94 - 156 - 7	60.26	1035	6.63	3	172.50
LIU	6	83 - 136 - 1	61.03	1083	7.96	10	180.50
Saint Francis	5	96 - 163 - 1	58.90	912	5.60	6	182.40
Mercyhurst	6	93 - 156 - 3	59.62	1247	7.99	15	207.83
Duquesne	5	82 - 137 - 4	59.85	1045	7.63	10	209.00
Central Conn. St.	5	94 - 150 - 2	62.67	1097	7.31	7	219.40
Robert Morris	5	99 - 164 - 5	60.37	1099	6.70	11	219.80
Stonehill	4	56 - 94 - 2	59.57	911	9.69	11	227.75

PASS YDS/COMP.

Team	G	Comp-Att-Int	Pct.	Yds	Avg/A	TD	Avg/G
Mercyhurst	6	146 - 211 - 1	69.19	1508	7.15	18	251.33
Robert Morris	5	102 - 155 - 5	65.81	1081	6.97	9	216.20
Duquesne	5	77 - 127 - 5	60.63	773	6.09	11	154.60
Wagner	6	78 - 151 - 6	51.66	1030	6.82	14	171.67
LIU	6	86 - 158 - 3	54.43	856	5.42	9	142.67
Saint Francis	5	73 - 121 - 2	60.33	691	5.71	3	138.20
Central Conn. St.	5	78 - 154 - 6	50.65	941	6.11	7	188.20
Stonehill	4	47 - 98 - 4	47.96	517	5.28	3	129.25

PASS ATTEMPTS

Team	G	Comp-Att-Int	Pct.	Yds	Avg/A	TD	Avg/G
Mercyhurst	6	146 - 211 - 1	69.19	1508	7.15	18	251.33
LIU	6	86 - 158 - 3	54.43	856	5.42	9	142.67
Robert Morris	5	102 - 155 - 5	65.81	1081	6.97	9	216.20
Central Conn. St.	5	78 - 154 - 6	50.65	941	6.11	7	188.20
Wagner	6	78 - 151 - 6	51.66	1030	6.82	14	171.67
Duquesne	5	77 - 127 - 5	60.63	773	6.09	11	154.60
Saint Francis	5	73 - 121 - 2	60.33	691	5.71	3	138.20
Stonehill	4	47 - 98 - 4	47.96	517	5.28	3	129.25

PASS YDS/ATT.

Team	G	Comp-Att-Int	Pct.	Yds	Avg/A	TD	Avg/G
Wagner	6	78 - 151 - 6	51.66	1030	6.82	14	171.67
Mercyhurst	6	146 - 211 - 1	69.19	1508	7.15	18	251.33
Robert Morris	5	102 - 155 - 5	65.81	1081	6.97	9	216.20
LIU	6	86 - 158 - 3	54.43	856	5.42	9	142.67
Central Conn. St.	5	78 - 154 - 6	50.65	941	6.11	7	188.20
Duquesne	5	77 - 127 - 5	60.63	773	6.09	11	154.60
Saint Francis	5	73 - 121 - 2	60.33	691	5.71	3	138.20
Stonehill	4	47 - 98 - 4	47.96	517	5.28	3	129.25

PASS COMPLETIONS

Team	G	Comp-Att-Int	Pct.	Yds	Avg/A	TD	Avg/G
Mercyhurst	6	146 - 211 - 1	69.19	1508	7.15	18	251.33
Robert Morris	5	102 - 155 - 5	65.81	1081	6.97	9	216.20
LIU	6	86 - 158 - 3	54.43	856	5.42	9	142.67
Wagner	6	78 - 151 - 6	51.66	1030	6.82	14	171.67
Central Conn. St.	5	78 - 154 - 6	50.65	941	6.11	7	188.20
Duquesne	5	77 - 127 - 5	60.63	773	6.09	11	154.60
Saint Francis	5	73 - 121 - 2	60.33	691	5.71	3	138.20
Stonehill	4	47 - 98 - 4	47.96	517	5.28	3	129.25

PASS INTERCEPTIONS

Team	G	Comp-Att-Int	Pct.	Yds	Avg/A	TD	Avg/G
Mercyhurst	6	146 - 211 - 1	69.19	1508	7.15	18	251.33
Saint Francis	5	73 - 121 - 2	60.33	691	5.71	3	138.20
LIU	6	86 - 158 - 3	54.43	856	5.42	9	142.67
Stonehill	4	47 - 98 - 4	47.96	517	5.28	3	129.25
Robert Morris	5	102 - 155 - 5	65.81	1081	6.97	9	216.20
Duquesne	5	77 - 127 - 5	60.63	773	6.09	11	154.60
Wagner	6	78 - 151 - 6	51.66	1030	6.82	14	171.67
Central Conn. St.	5	78 - 154 - 6	50.65	941	6.11	7	188.20



2024-25 NEC Football
Extended Team Leaders
All games

Page 5/12
as of Oct 06, 2024

PASS YARDS

Team	G	Comp-Att-Int	Pct.	Yds	Avg/A	TD	Avg/G
Mercyhurst	6	146 - 211 - 1	69.19	1508	7.15	18	251.33
Robert Morris	5	102 - 155 - 5	65.81	1081	6.97	9	216.20
Wagner	6	78 - 151 - 6	51.66	1030	6.82	14	171.67
Central Conn. St.	5	78 - 154 - 6	50.65	941	6.11	7	188.20
LIU	6	86 - 158 - 3	54.43	856	5.42	9	142.67
Duquesne	5	77 - 127 - 5	60.63	773	6.09	11	154.60
Saint Francis	5	73 - 121 - 2	60.33	691	5.71	3	138.20
Stonehill	4	47 - 98 - 4	47.96	517	5.28	3	129.25

PASSING TDS

Team	G	Comp-Att-Int	Pct.	Yds	Avg/A	TD	Avg/G
Mercyhurst	6	146 - 211 - 1	69.19	1508	7.15	18	251.33
Wagner	6	78 - 151 - 6	51.66	1030	6.82	14	171.67
Duquesne	5	77 - 127 - 5	60.63	773	6.09	11	154.60
Robert Morris	5	102 - 155 - 5	65.81	1081	6.97	9	216.20
LIU	6	86 - 158 - 3	54.43	856	5.42	9	142.67
Central Conn. St.	5	78 - 154 - 6	50.65	941	6.11	7	188.20
Stonehill	4	47 - 98 - 4	47.96	517	5.28	3	129.25
Saint Francis	5	73 - 121 - 2	60.33	691	5.71	3	138.20

FIELD GOALS

Team	G	Made	Att	Pct
Central Conn. St.	5	8	10	80
Wagner	6	3	4	75
Mercyhurst	6	3	4	75
Saint Francis	5	4	6	66.67
LIU	6	2	4	50
Duquesne	5	1	3	33.33
Stonehill	4	1	4	25
Robert Morris	5	0	1	0

PATS KICKS MADE

Team	G	Made	Att	Pct
Wagner	6	16	19	84.21
Robert Morris	5	16	17	94.12
Mercyhurst	6	16	19	84.21
Duquesne	5	15	17	88.24
Central Conn. St.	5	13	13	100
LIU	6	12	12	100
Stonehill	4	7	8	87.5
Saint Francis	5	7	9	77.78

FIELD GOALS ATTEMPTED

Team	G	Made	Att	Pct
Central Conn. St.	5	8	10	80
Saint Francis	5	4	6	66.67
Wagner	6	3	4	75
Stonehill	4	1	4	25
Mercyhurst	6	3	4	75
LIU	6	2	4	50
Duquesne	5	1	3	33.33
Robert Morris	5	0	1	0

NET YARDS PER PUNT

Team	G	No.	Yards	Avg/P	Ret.	Avg/R	TB	Net/P
Robert Morris	5	28	1157	41.32	24	4.80	2	39.04
Central Conn. St.	5	29	1263	43.55	155	15.50	2	36.83
Wagner	6	29	1178	40.62	84	6.46	2	36.34
Stonehill	4	23	938	40.78	73	14.60	3	35.00
Saint Francis	5	30	1195	39.83	71	11.83	4	34.80
LIU	6	33	1249	37.85	96	7.38	1	34.33
Duquesne	5	21	867	41.29	154	14.00	2	32.05
Mercyhurst	6	16	589	36.81	63	7.00	1	31.63

FIELD GOALS MADE

Team	G	Made	Att	Pct
Central Conn. St.	5	8	10	80
Saint Francis	5	4	6	66.67
Wagner	6	3	4	75
Mercyhurst	6	3	4	75
LIU	6	2	4	50
Stonehill	4	1	4	25
Duquesne	5	1	3	33.33
Robert Morris	5	0	1	0

AVG YARDS PER PUNT

Team	G	No.	Yards	Avg/P	Ret.	Avg/R	TB	Net/P
LIU	6	33	1249	37.85	96	7.38	1	34.33
Saint Francis	5	30	1195	39.83	71	11.83	4	34.80
Wagner	6	29	1178	40.62	84	6.46	2	36.34
Central Conn. St.	5	29	1263	43.55	155	15.50	2	36.83
Robert Morris	5	28	1157	41.32	24	4.80	2	39.04
Stonehill	4	23	938	40.78	73	14.60	3	35.00
Duquesne	5	21	867	41.29	154	14.00	2	32.05
Mercyhurst	6	16	589	36.81	63	7.00	1	31.63



2024-25 NEC Football
Extended Team Leaders
All games

Page 6/12
as of Oct 06, 2024

PAT KICKING

Team	G	Made	Att	Pct
LIU	6	12	12	100
Central Conn. St.	5	13	13	100
Robert Morris	5	16	17	94.12
Duquesne	5	15	17	88.24
Stonehill	4	7	8	87.5
Wagner	6	16	19	84.21
Mercyhurst	6	16	19	84.21
Saint Francis	5	7	9	77.78

NUMBER OF PUNTS

Team	G	No.	Yards	Avg/P	Ret.	Avg/R	TB	Net/P
LIU	6	33	1249	37.85	96	7.38	1	34.33
Saint Francis	5	30	1195	39.83	71	11.83	4	34.80
Wagner	6	29	1178	40.62	84	6.46	2	36.34
Central Conn. St.	5	29	1263	43.55	155	15.50	2	36.83
Robert Morris	5	28	1157	41.32	24	4.80	2	39.04
Stonehill	4	23	938	40.78	73	14.60	3	35.00
Duquesne	5	21	867	41.29	154	14.00	2	32.05
Mercyhurst	6	16	589	36.81	63	7.00	1	31.63

PAT KICK ATTEMPTS

Team	G	Made	Att	Pct
Wagner	6	16	19	84.21
Mercyhurst	6	16	19	84.21
Robert Morris	5	16	17	94.12
Duquesne	5	15	17	88.24
Central Conn. St.	5	13	13	100
LIU	6	12	12	100
Saint Francis	5	7	9	77.78
Stonehill	4	7	8	87.5

YARDS PUNTED

Team	G	No.	Yards	Avg/P	Ret.	Avg/R	TB	Net/P
Central Conn. St.	5	29	1263	43.55	155	15.50	2	36.83
LIU	6	33	1249	37.85	96	7.38	1	34.33
Saint Francis	5	30	1195	39.83	71	11.83	4	34.80
Wagner	6	29	1178	40.62	84	6.46	2	36.34
Robert Morris	5	28	1157	41.32	24	4.80	2	39.04
Stonehill	4	23	938	40.78	73	14.60	3	35.00
Duquesne	5	21	867	41.29	154	14.00	2	32.05
Mercyhurst	6	16	589	36.81	63	7.00	1	31.63

PUNT RETURN AVG

Team	G	No	Yards	TD	Long	Avg.
Mercyhurst	6	7	128	0	55	18.29
Robert Morris	5	10	80	0	43	8
Wagner	6	5	39	0	19	7.8
LIU	6	8	52	0	24	6.5
Duquesne	5	4	22	0	15	5.5
Central Conn. St.	5	9	48	0	12	5.33
Saint Francis	5	6	12	0	13	2
Stonehill	4	9	14	0	8	1.56

KICK RETURNS

Team	G	No.	Yards	TD	Long	Avg.
Wagner	6	16	365	0	57	22.81
Mercyhurst	6	15	273	0	35	18.20
Duquesne	5	14	194	0	32	13.86
Stonehill	4	13	287	0	70	22.08
Central Conn. St.	5	13	322	0	53	24.77
Robert Morris	5	8	183	0	44	22.88
LIU	6	8	155	0	26	19.38
Saint Francis	5	7	175	1	94	25.00

PUNT RETURNS

Team	G	No	Yards	TD	Long	Avg.
Robert Morris	5	10	80	0	43	8
Stonehill	4	9	14	0	8	1.56
Central Conn. St.	5	9	48	0	12	5.33
LIU	6	8	52	0	24	6.5
Mercyhurst	6	7	128	0	55	18.29
Saint Francis	5	6	12	0	13	2
Wagner	6	5	39	0	19	7.8
Duquesne	5	4	22	0	15	5.5

KICK RETURN YARDS

Team	G	No.	Yards	TD	Long	Avg.
Wagner	6	16	365	0	57	22.81
Central Conn. St.	5	13	322	0	53	24.77
Stonehill	4	13	287	0	70	22.08
Mercyhurst	6	15	273	0	35	18.20
Duquesne	5	14	194	0	32	13.86
Robert Morris	5	8	183	0	44	22.88
Saint Francis	5	7	175	1	94	25.00
LIU	6	8	155	0	26	19.38



2024-25 NEC Football
Extended Team Leaders
All games

Page 7/12
as of Oct 06, 2024

PUNT RETURN YARDS

Team	G	No	Yards	TD	Long	Avg.
Mercyhurst	6	7	128	0	55	18.29
Robert Morris	5	10	80	0	43	8
LIU	6	8	52	0	24	6.5
Central Conn. St.	5	9	48	0	12	5.33
Wagner	6	5	39	0	19	7.8
Duquesne	5	4	22	0	15	5.5
Stonehill	4	9	14	0	8	1.56
Saint Francis	5	6	12	0	13	2

KICK RETURN TDS

Team	G	No.	Yards	TD	Long	Avg.
Saint Francis	5	7	175	1	94	25.00
Wagner	6	16	365	0	57	22.81
Stonehill	4	13	287	0	70	22.08
Robert Morris	5	8	183	0	44	22.88
Mercyhurst	6	15	273	0	35	18.20
LIU	6	8	155	0	26	19.38
Duquesne	5	14	194	0	32	13.86
Central Conn. St.	5	13	322	0	53	24.77

PUNT RETURN TDS

Team	G	No	Yards	TD	Long	Avg.
Wagner	6	5	39	0	19	7.8
Stonehill	4	9	14	0	8	1.56
Saint Francis	5	6	12	0	13	2
Robert Morris	5	10	80	0	43	8
Mercyhurst	6	7	128	0	55	18.29
LIU	6	8	52	0	24	6.5
Duquesne	5	4	22	0	15	5.5
Central Conn. St.	5	9	48	0	12	5.33

KICKOFF RETURNS

Team	G	No	Yards	TD	Long	Avg.
Robert Morris	5	23	936	0	44	40.7
Duquesne	5	23	933	0	32	40.57
Stonehill	4	13	461	0	70	35.46
Mercyhurst	6	32	1127	0	35	35.22
LIU	6	21	719	0	26	34.24
Saint Francis	5	19	650	1	94	34.21
Wagner	6	28	950	0	57	33.93
Central Conn. St.	5	26	870	0	53	33.46



2024-25 NEC Football
Extended Team Leaders
All games

Page 8/12
as of Oct 06, 2024

INTERCEPTION RETURN AVG

Team	G	No.	Yards	TD	Long	Avg.
Mercyhurst	6	3	75	0	30	25.00
Central Conn. St.	5	2	48	0	35	24.00
Wagner	6	7	128	0	64	18.29
Robert Morris	5	5	69	0	31	13.80
Duquesne	5	4	47	0	35	11.75
Stonehill	4	2	16	0	16	8.00
Saint Francis	5	1	0	0	0	0.00
LIU	6	1	0	0	0	0.00

FUMBLE RETURNS

Team	G	No.	Yards	TD	Long	Avg.
Wagner	6	2	0	0	0	0.00
Stonehill	4	2	0	0	0	0.00
Saint Francis	5	3	0	1	0	0.00
Robert Morris	5	0	0	0	0	0.00
Mercyhurst	6	3	37	1	43	12.33
LIU	6	3	0	0	0	0.00
Duquesne	5	1	0	0	0	0.00
Central Conn. St.	5	8	19	2	10	2.38

INTERCEPTION RETURNS

Team	G	No.	Yards	TD	Long	Avg.
Wagner	6	7	128	0	64	18.29
Robert Morris	5	5	69	0	31	13.80
Duquesne	5	4	47	0	35	11.75
Mercyhurst	6	3	75	0	30	25.00
Stonehill	4	2	16	0	16	8.00
Central Conn. St.	5	2	48	0	35	24.00
Saint Francis	5	1	0	0	0	0.00
LIU	6	1	0	0	0	0.00

FUMBLE RETURN YARDS

Team	G	No.	Yards	TD	Long	Avg.
Mercyhurst	6	3	37	1	43	12.33
Central Conn. St.	5	8	19	2	10	2.38
Wagner	6	2	0	0	0	0.00
Stonehill	4	2	0	0	0	0.00
Saint Francis	5	3	0	1	0	0.00
Robert Morris	5	0	0	0	0	0.00
LIU	6	3	0	0	0	0.00
Duquesne	5	1	0	0	0	0.00

INTERCEPTION RET YARDS

Team	G	No.	Yards	TD	Long	Avg.
Wagner	6	7	128	0	64	18.29
Mercyhurst	6	3	75	0	30	25.00
Robert Morris	5	5	69	0	31	13.80
Central Conn. St.	5	2	48	0	35	24.00
Duquesne	5	4	47	0	35	11.75
Stonehill	4	2	16	0	16	8.00
Saint Francis	5	1	0	0	0	0.00
LIU	6	1	0	0	0	0.00

FUMBLE RETURN TDS

Team	G	No.	Yards	TD	Long	Avg.
Central Conn. St.	5	8	19	2	10	2.38
Saint Francis	5	3	0	1	0	0.00
Mercyhurst	6	3	37	1	43	12.33
Wagner	6	2	0	0	0	0.00
Stonehill	4	2	0	0	0	0.00
Robert Morris	5	0	0	0	0	0.00
LIU	6	3	0	0	0	0.00
Duquesne	5	1	0	0	0	0.00

INTERCEPTION RETURN TDS

Team	G	No.	Yards	TD	Long	Avg.
Wagner	6	7	128	0	64	18.29
Stonehill	4	2	16	0	16	8.00
Saint Francis	5	1	0	0	0	0.00
Robert Morris	5	5	69	0	31	13.80
Mercyhurst	6	3	75	0	30	25.00
LIU	6	1	0	0	0	0.00
Duquesne	5	4	47	0	35	11.75
Central Conn. St.	5	2	48	0	35	24.00

FUMBLE RECOVERED

Team	G	No.	Yards	TD	Long	Avg.
Central Conn. St.	5	8	19	2	10	2.38
Saint Francis	5	3	0	1	0	0.00
Mercyhurst	6	3	37	1	43	12.33
LIU	6	3	0	0	0	0.00
Wagner	6	2	0	0	0	0.00
Stonehill	4	2	0	0	0	0.00
Duquesne	5	1	0	0	0	0.00
Robert Morris	5	0	0	0	0	0.00



2024-25 NEC Football
Extended Team Leaders
All games

Page 9/12
as of Oct 06, 2024

FUMBLE RETURN AVG

Team	G	No.	Yards	TD	Long	Avg.
Mercyhurst	6	3	37	1	43	12.33
Central Conn. St.	5	8	19	2	10	2.38
Wagner	6	2	0	0	0	0.00
Stonehill	4	2	0	0	0	0.00
Saint Francis	5	3	0	1	0	0.00
Robert Morris	5	0	0	0	0	0.00
LIU	6	3	0	0	0	0.00
Duquesne	5	1	0	0	0	0.00

TURNOVER MARGIN

Team	Lost				Gained			Margin	Per/G
	G	Fum	Int	Tot	Fum	Int	Tot		
Wagner	6	2	6	8	2	7	9	1	0.17
Central Conn. St.	5	3	6	9	8	2	10	1	0.20
Robert Morris	5	0	5	5	0	5	5	0	0.00
Mercyhurst	6	5	1	6	3	3	6	0	0.00
Stonehill	4	1	4	5	2	2	4	-1	-0.25
Duquesne	5	2	5	7	1	4	5	-2	-0.40
LIU	6	4	3	7	3	1	4	-3	-0.50
Saint Francis	5	12	2	14	3	1	4	-10	-2.00

FIRST DOWNS

Team	G	Rush	Pass	Pen	Total	Avg/G
Mercyhurst	6	38	76	10	124	20.67
Wagner	6	42	45	13	100	16.67
Robert Morris	5	30	51	11	92	18.4
Duquesne	5	44	38	7	89	17.8
Central Conn. St.	5	34	39	13	86	17.2
LIU	6	34	42	9	85	14.17
Stonehill	4	38	27	6	71	17.75
Saint Francis	5	37	29	5	71	14.2

3RD-DOWN CONVERSIONS

Team	G	Conv.	Att.	Pct.
Mercyhurst	6	26	65	40
Stonehill	4	23	60	38.33
Robert Morris	5	24	64	37.5
Duquesne	5	22	60	36.67
Wagner	6	26	73	35.62
Saint Francis	5	20	64	31.25
Central Conn. St.	5	22	72	30.56
LIU	6	22	75	29.33

1ST DOWNS RUSHING

Team	G	Rush	Pass	Pen	Total	Avg/G
Duquesne	5	44	38	7	89	17.8
Wagner	6	42	45	13	100	16.67
Stonehill	4	38	27	6	71	17.75
Mercyhurst	6	38	76	10	124	20.67
Saint Francis	5	37	29	5	71	14.2
LIU	6	34	42	9	85	14.17
Central Conn. St.	5	34	39	13	86	17.2
Robert Morris	5	30	51	11	92	18.4

OPT 3RD-DN CONVERT

Team	G	Conv.	Att.	Pct.
Saint Francis	5	21	74	28.38
Central Conn. St.	5	22	68	32.35
Wagner	6	28	72	38.89
Duquesne	5	24	61	39.34
Mercyhurst	6	25	63	39.68
Stonehill	4	22	53	41.51
Robert Morris	5	32	72	44.44
LIU	6	35	74	47.3

1ST DOWNS PASSING

Team	G	Rush	Pass	Pen	Total	Avg/G
Mercyhurst	6	38	76	10	124	20.67
Robert Morris	5	30	51	11	92	18.4
Wagner	6	42	45	13	100	16.67
LIU	6	34	42	9	85	14.17
Central Conn. St.	5	34	39	13	86	17.2
Duquesne	5	44	38	7	89	17.8
Saint Francis	5	37	29	5	71	14.2
Stonehill	4	38	27	6	71	17.75

4TH-DOWN CONVERSIONS

Team	G	Conv.	Att.	Pct.
Duquesne	5	8	9	88.89
Robert Morris	5	5	8	62.5
Wagner	6	6	10	60
Stonehill	4	5	10	50
Mercyhurst	6	9	19	47.37
LIU	6	5	12	41.67
Saint Francis	5	2	5	40
Central Conn. St.	5	1	8	12.5



2024-25 NEC Football
Extended Team Leaders
All games

Page 10/12
as of Oct 06, 2024

1ST DOWNS BY PENALTY

Team	G	Rush	Pass	Pen	Total	Avg/G
Wagner	6	42	45	13	100	16.67
Central Conn. St.	5	34	39	13	86	17.2
Robert Morris	5	30	51	11	92	18.4
Mercyhurst	6	38	76	10	124	20.67
LIU	6	34	42	9	85	14.17
Duquesne	5	44	38	7	89	17.8
Stonehill	4	38	27	6	71	17.75
Saint Francis	5	37	29	5	71	14.2

OPP 4TH-DN CONVERT

Team	G	Conv.	Att.	Pct.
Wagner	6	4	12	33.33
Central Conn. St.	5	4	11	36.36
Saint Francis	5	7	16	43.75
Robert Morris	5	4	8	50
Mercyhurst	6	6	12	50
LIU	6	4	7	57.14
Duquesne	5	9	13	69.23
Stonehill	4	5	7	71.43

OPPONENT 1ST DOWNS

Team	G	Rush	Pass	Pen	Total	Avg/G
Stonehill	4	45	30	8	83	20.75
Saint Francis	5	35	39	12	86	17.2
Central Conn. St.	5	28	47	15	90	18
Robert Morris	5	39	46	6	91	18.2
Duquesne	5	42	43	10	95	19
Wagner	6	46	46	16	108	18
Mercyhurst	6	58	58	6	122	20.33
LIU	6	67	50	6	123	20.5



2024-25 NEC Football
Extended Team Leaders
All games

Page 11/12
as of Oct 06, 2024

SACKS BY

Team	G	No.	Yards	Avg/G
Central Conn. St.	5	16	98	3.2
Wagner	6	13	129	2.17
Saint Francis	5	13	120	2.6
Robert Morris	5	11	89	2.2
LIU	6	8	34	1.33
Duquesne	5	7	37	1.4
Mercyhurst	6	4	30	0.67
Stonehill	4	1	3	0.25

KICKOFF COVERAGE

Team	G	No	Yards	Avg.	Ret.	TB	NetAvg
Robert Morris	5	23	1449	63	184	13	40.91
Duquesne	5	23	1381	60.04	278	3	45.3
Stonehill	4	13	778	59.85	242	3	32
Mercyhurst	6	32	1769	55.28	501	5	42.84
LIU	6	21	1086	51.71	290	3	40.76
Saint Francis	5	19	1065	56.05	265	6	38.95
Wagner	6	28	1667	59.54	368	9	35.96
Central Conn. St.	5	26	1476	56.77	456	6	38.62

SACKS AGAINST

Team	G	No.	Yards	Avg/G
Central Conn. St.	5	3	19	0.6
Duquesne	5	5	40	1
Robert Morris	5	7	41	1.4
Wagner	6	8	55	1.33
LIU	6	9	43	1.5
Stonehill	4	12	97	3
Saint Francis	5	15	95	3
Mercyhurst	6	15	97	2.5

RED ZONE OFFENSE

Team	G	Scores	Pct.	TDs	(R-P)	FGs	TurnO
Mercyhurst	6	22 - 26	84.62	19	6 - 13	3 - 4	2
Duquesne	5	15 - 18	83.33	14	5 - 9	1 - 2	0
Central Conn. St.	5	14 - 17	82.35	9	4 - 5	5 - 5	3
Wagner	6	15 - 20	75.00	12	3 - 9	3 - 4	2
Robert Morris	5	14 - 19	73.68	14	7 - 7	0 - 0	3
Stonehill	4	6 - 9	66.67	5	2 - 3	1 - 2	2
Saint Francis	5	6 - 9	66.67	4	2 - 2	2 - 3	2
LIU	6	8 - 12	66.67	7	2 - 5	1 - 1	3

PENALTIES

Team	G	No.	Yards	Avg/G
Mercyhurst	6	24	168	28
LIU	6	32	274	45.67
Duquesne	5	28	230	46
Saint Francis	5	27	246	49.2
Stonehill	4	21	207	51.75
Robert Morris	5	39	285	57
Wagner	6	53	465	77.5
Central Conn. St.	5	45	411	82.2

RED ZONE DEFENSE

Team	G	Scores	Pct.	TDs	(R-P)	FGs	TurnO
Stonehill	4	9 - 13	69.23	8	4 - 4	1 - 1	2
Wagner	6	16 - 23	69.57	15	13 - 2	1 - 1	6
Saint Francis	5	10 - 14	71.43	6	3 - 3	4 - 5	2
Duquesne	5	14 - 18	77.78	14	9 - 5	0 - 1	2
Mercyhurst	6	22 - 26	84.62	18	8 - 10	4 - 6	1
Central Conn. St.	5	13 - 15	86.67	10	6 - 4	3 - 4	1
LIU	6	22 - 25	88.00	21	15 - 6	1 - 1	1
Robert Morris	5	15 - 15	100.00	12	5 - 7	3 - 3	0

OPPONENT PENALTIES

Team	G	No.	Yards	Avg/G
Central Conn. St.	5	44	355	71
Robert Morris	5	34	338	67.6
Stonehill	4	26	267	66.75
Wagner	6	43	361	60.17
Duquesne	5	31	284	56.8
Mercyhurst	6	35	319	53.17
Saint Francis	5	33	256	51.2
LIU	6	28	259	43.17



**2024-25 NEC Football
Extended Team Leaders
All games**

Page 12/12
as of Oct 06, 2024

TIME OF POSSESSION

Team	G	Total possession	Avg/G
Stonehill	4	123:13	30:48
Central Conn. St.	5	152:45	30:33
Duquesne	5	151:26	30:17
Robert Morris	5	147:55	29:35
Saint Francis	5	146:01	29:12
Wagner	6	174:27	29:04
Mercyhurst	6	170:44	28:28
LIU	6	169:36	28:16



2024-25 NEC Football Conference Active Individual Leaders All games

Page 1/5
as of Oct 06, 2024

RUSHING (Minimum Games Played Pct. 75%, 10 Rushing Attempts/Game)

#	Player	G	Att.	Yds	Avg.	TD	Lg	Avg/g
1	Edmonds Jr., Tyvon - RM	34	533	2422	4.54	22	55	71.24
2	Holman, Markell - SF-PA	5	69	336	4.87	3	55	67.20
3	Spruill, Rickey - WC	37	396	1958	4.94	14	60	52.92
4	Trobel, Brian - Mercy	17	191	856	4.48	15	56	50.35

TOTAL OFFENSE (Minimum Games Played Pct. 75%)

#	Player	G	Rush	Pass	Plays	Total	Yds/g
1	Urena, Adam - Mercy	17	-280	4102	651	3822	224.82
2	Carraha, Ashur - STO	22	326	3504	729	3830	174.09
3	Cady, Jake - WC	30	1171	3644	816	4815	160.50
4	Edmonds Jr., Tyvon - RM	34	2422	0	533	2422	71.24
5	Holman, Markell - SF-PA	5	336	0	69	336	67.20
6	Spruill, Rickey - WC	37	1958	0	396	1958	52.92
7	Trobel, Brian - Mercy	17	856	0	191	856	50.35
8	Davis, Earnest - Mercy	23	987	0	219	987	42.91
9	Bowen, Pat - LIU	25	1041	0	213	1041	41.64
10	Solomon, Jr., Shawn - DU	5	193	0	48	193	38.60

PASSING AVG/GAME (Minimum Games Played Pct. 75%)

#	Player	G	Comp-att-int	Yds	TD	Avg/g
1	Urena, Adam - Mercy	17	377-598-14	4102	40	241.29
2	Carraha, Ashur - STO	22	310-614-18	3504	28	159.27
3	Cady, Jake - WC	30	325-581-19	3644	37	121.47
4	Kerbacher, Joe - Mercy	27	1-2-0	49	0	1.81
5	Clark, Aidan - CCSU	37	2-5-2	46	0	1.24
6	Romenick, Kyle - DU	37	1-2-0	35	1	0.95
7	Love, Michael - LIU	33	1-1-0	7	1	0.21
8	Lynch, Will - LIU	28	1-1-0	2	0	0.07

SCORING (Minimum Games Played Pct. 75%)

#	Player	G	TD	FG	XPT	2XP	Pts	Pts/g
1	Trobel, Brian - Mercy	17	18	0	0	0	108	6.35
2	Bruzdewicz, Brian - DU	39	0	32	108	0	204	5.23
3	Barnum, Jack - CCSU	24	0	21	45	0	108	4.50
4	Barmore, Cameron - Mercy	34	24	0	0	0	144	4.24
5	Coney, Michael - LIU	35	0	26	64	0	142	4.06
6	Edmonds Jr., Tyvon - RM	34	22	0	0	0	132	3.88
7	Holman, Markell - SF-PA	5	3	0	0	0	18	3.60
8	Nagucki, Nathan - Mercy	15	0	5	39	0	54	3.60
9	Spruill, Rickey - WC	37	20	0	0	0	120	3.24
10	Cady, Jake - WC	30	16	0	0	2	96	3.20

PASS EFFICIENCY (Minimum Games Played Pct. 75%, 15 Total Passes/Game)

#	Player	G	Comp-att-int	Yds	TD	Eff.
1	Urena, Adam - Mercy	17	377-598-14	4102	40	138.05
2	Cady, Jake - WC	30	325-581-19	3644	37	123.10
3	Carraha, Ashur - STO	22	310-614-18	3504	28	107.61

SCORING (TDs) (Minimum Games Played Pct. 75%, 1 Touchdowns)

#	Player	G	Run	Rec	Ret	Pts	Avg/g
1	Trobel, Brian - Mercy	17	15	3	0	108	6.35
2	Barmore, Cameron - Mercy	34	0	24	0	144	4.24
3	Edmonds Jr., Tyvon - RM	34	22	0	0	132	3.88
4	Holman, Markell - SF-PA	5	3	0	0	18	3.60
5	Spruill, Rickey - WC	37	14	6	0	120	3.24
6	Cady, Jake - WC	30	16	0	0	96	3.20
7	Francois, Jazir - STO	22	0	11	0	66	3.00
8	Bonelli, Jaylen - WC	17	0	8	0	48	2.82
9	Solomon, Jr., Shawn - DU	5	2	0	0	12	2.40
10	Davis, Earnest - Mercy	23	9	0	0	54	2.35

RECEPTIONS/GAME (Minimum Games Played Pct. 75%)

#	Player	G	No.	Yds	TD	Lg	Yds/g	Rec/g
1	Barmore, Cameron - Mercy	34	129	1880	24	62	55.29	3.79
2	Bonelli, Jaylen - WC	17	62	1010	8	48	59.41	3.65
3	Love, Michael - LIU	33	101	1321	9	71	40.03	3.06
4	Kerbacher, Joe - Mercy	27	79	915	8	57	33.89	2.93
5	Francois, Jazir - STO	22	58	1070	11	78	48.64	2.64
6	Choquette, Ludovick - LIU	39	97	703	7	31	18.03	2.49
7	Holman, Markell - SF-PA	5	12	89	0	24	17.80	2.40
8	Urena, Austin - Mercy	17	40	436	3	41	25.65	2.35
9	Westry, James - RM	17	40	481	4	35	28.29	2.35
10	Alves, Cameron - CCSU	30	67	675	8	45	22.50	2.23

SCORING (KICK) (Minimum Games Played Pct. 75%)

#	Player	G	PAT	FG	Pts	Avg/g
1	Bruzdewicz, Brian - DU	39	108-116	32-45	204	5.23
2	Barnum, Jack - CCSU	24	45-46	21-28	108	4.50
3	Coney, Michael - LIU	35	64-67	26-38	142	4.06
4	Nagucki, Nathan - Mercy	15	39-47	5-6	54	3.60
5	Jenkins, Jayson - RM	27	49-54	9-16	76	2.81
6	Liszner, Ryan - WC	16	24-30	6-11	42	2.63
7	Smith, Andrew - DU	26	18-18	7-9	39	1.50
8	Hurley, Danny - STO	27	7-8	1-4	10	0.37
9	Clark, Aidan - CCSU	37	2-3	0-1	2	0.05



2024-25 NEC Football
Conference Active Individual Leaders
All games

Page 2/5
as of Oct 06, 2024

RECEIVE YDS/GAME (Minimum Games Played Pct. 75%)

#	Player	G	No.	Yds	TD	Long	Avg/c	Yds/g
1	Bonelli, Jaylen - WC	17	62	1010	8	48	16.29	59.41
2	Barmore, Cameron - Mercy	34	129	1880	24	62	14.57	55.29
3	Francois, Jazir - STO	22	58	1070	11	78	18.45	48.64
4	Love, Michael - LIU	33	101	1321	9	71	13.08	40.03
5	Kerbacher, Joe - Mercy	27	79	915	8	57	11.58	33.89
6	Isabella, Joey - DU	34	71	995	9	69	14.01	29.26
7	Westry, James - RM	17	40	481	4	35	12.03	28.29
8	Urena, Austin - Mercy	17	40	436	3	41	10.90	25.65
9	Afful, Tedy - DU	33	55	795	10	50	14.45	24.09
10	Alves, Cameron - CCSU	30	67	675	8	45	10.07	22.50

PUNT RETURN AVG (Minimum Games Played Pct. 75%)

#	Player	G	No.	Yds	TD	Long	Avg.
1	Trobel, Brian - Mercy	17	1	31	0	31	31.00
2	Dickerson, Robert - RM	14	1	10	0	10	10.00
3	Colclough, Jeremiah - WC	16	3	29	0	19	9.67

KICK RETURN AVG (Minimum Games Played Pct. 75%)

#	Player	G	No.	Yds	TD	Long	Avg.
1	Ridgley, Trenell - RM	16	25	610	0	44	24.40
2	Nichols, Cory - LIU	6	3	68	0	26	22.67
3	Carter, Robert - RM	37	43	953	1	96	22.16

ALL PURPOSE (Minimum Games Played Pct. 75%)

#	Player	G	Rush	Rcv	PR	KR	Yds	Avg/g
1	Edmonds Jr., Tyvon - RM	34	2422	174	0	97	2693	79.21
2	Spruill, Rickey - WC	37	1958	330	0	0	2288	61.84
3	Barmore, Cameron - Mercy	34	0	1880	0	0	1880	55.29
4	Choquette, Ludovick - LIU	39	976	703	0	36	1715	43.97
5	Love, Michael - LIU	33	140	1321	32	114	1607	48.70
6	Trobel, Brian - Mercy	17	856	153	31	281	1321	77.71
7	Bowen, Pat - LIU	25	1041	199	0	0	1240	49.60
8	Cady, Jake - WC	30	1171	0	0	0	1171	39.03
9	Kerbacher, Joe - Mercy	27	51	915	47	157	1170	43.33
10	Carter, Robert - RM	37	0	0	81	953	1145	30.95

PUNTING (Minimum Games Played Pct. 75%, 3.6 Punts/Game)

#	Player	G	No.	Yds	Lg	I20	50+	TB	Avg.
1	Earnest, Steven - RM	5	28	1157	59	12	6	2	41.32
2	Lynch, Will - LIU	28	144	5731	72	44	22	10	39.80
3	Clark, Aidan - CCSU	37	180	7106	84	52	23	13	39.48
4	Marzola, Bailey - WC	13	72	2755	60	19	8	2	38.26
5	Berarducci, Michael - DU	36	132	4940	59	33	12	4	37.42

FIELD GOALS (Minimum Games Played Pct. 75%)

#	Player	G	Made	Att.	Long	Pct.	Avg.
1	Barnum, Jack - CCSU	24	21	28	50	0.75	0.88
2	Bruzdewicz, Brian - DU	39	32	45	40	0.71	0.82
3	Coney, Michael - LIU	35	26	38	47	0.68	0.74
4	Liszner, Ryan - WC	16	6	11	44	0.55	0.38
5	Jenkins, Jayson - RM	27	9	16	46	0.56	0.33
6	Nagucki, Nathan - Mercy	15	5	6	27	0.83	0.33
7	Smith, Andrew - DU	26	7	9	45	0.78	0.27
8	Hurley, Danny - STO	27	1	4	21	0.25	0.04

FIELD GOAL PCT (Minimum Games Played Pct. 75%)

#	Player	G	Made	Att.	Long	Pct.
1	Nagucki, Nathan - Mercy	15	5	6	27	0.83
2	Smith, Andrew - DU	26	7	9	45	0.78
3	Barnum, Jack - CCSU	24	21	28	50	0.75
4	Bruzdewicz, Brian - DU	39	32	45	40	0.71
5	Coney, Michael - LIU	35	26	38	47	0.68
6	Jenkins, Jayson - RM	27	9	16	46	0.56
7	Liszner, Ryan - WC	16	6	11	44	0.55
8	Hurley, Danny - STO	27	1	4	21	0.25



2024-25 NEC Football
Conference Active Individual Leaders
All games

Page 3/5
as of Oct 06, 2024

PAT KICKING PCT (Minimum Games Played Pct. 75%)

#	Player	G	Made	Att.	Pct.
1	Smith, Andrew - DU	26	18	18	1.00
2	Barnum, Jack - CCSU	24	45	46	0.98
3	Coney, Michael - LIU	35	64	67	0.96
4	Bruzdewicz, Brian - DU	39	108	116	0.93
5	Jenkins, Jayson - RM	27	49	54	0.91
6	Hurley, Danny - STO	27	7	8	0.88
7	Nagucki, Nathan - Mercy	15	39	47	0.83
8	Liszner, Ryan - WC	16	24	30	0.80
9	Clark, Aidan - CCSU	37	2	3	0.67



2024-25 NEC Football
Conference Active Individual Leaders
All games

Page 4/5
as of Oct 06, 2024

TACKLES (All positions) (Minimum Games Played Pct. 75%)

#	Player	G	Pos	Solo	Ast	Total	Avg/g
1	Clark, Kimal - CCSU	26	DB	89	68	157	6.04
2	Buterbaugh, Tyler - Mercy	24	LB	75	59	134	5.58
3	Reilly, Justin - WC	30	DB	84	66	150	5.00
4	Battaglia, Charles - STO	4	LB	11	9	20	5.00
5	Hill, Zach - Mercy	39	LB	84	99	183	4.69
6	Freeman, Keon - RM	41	LB	103	86	189	4.61
7	Warren, Jacquez - RM	43	DB	114	81	195	4.53
8	Barnes, CJ - DU	38	DB	103	66	169	4.45
9	Henritzy, Caden - STO	3	LB	6	7	13	4.33
10	Justice, Jalin - WC	39	LB	85	83	168	4.31
11	Helsley, Zack - Mercy	39	DB	88	78	166	4.26
12	Lumpkins, Qualil - LIU	32	LB	68	61	129	4.03
13	Hibbitt, Devin - RM	33	LB	73	59	132	4.00
14	Johnson, Jordan - WC	6	LB	16	8	24	4.00
15	Epps, Antonio - DU	25	DB	53	45	98	3.92
16	Toatley, Dan - CCSU	30	DL	50	67	117	3.90
17	Mackey, Anthony - Mercy	24	DB	58	35	93	3.88
18	Rayside, Jayvis - CCSU	38	DB	88	55	143	3.76
19	Wright, Malachi - CCSU	25	LB	51	43	94	3.76
20	Miles, Eric - STO	3	DB	8	3	11	3.67
21	Royster, Pierre - SF-PA	32	DB	76	37	113	3.53
22	Aumua-Tuisavura, Buju - SF-PA	14	DB	36	12	48	3.43
23	Tangelo, Paul - SF-PA	15	LB	27	24	51	3.40
24	Muhammad, Tizlam - RM	40	DL	67	67	134	3.35
25	Carter, Robert - RM	37	DB	86	36	122	3.30
26	Nieves, Matthew - LIU	34	LB	61	49	110	3.24
27	Irvine, Jordan - STO	17	DB	41	14	55	3.24
28	Davis, Christian - WC	33	DB	74	31	105	3.18
29	Gardner, Eric - LIU	6	DL	6	13	19	3.17
30	Cabell, Dakari - RM	23	DB	45	26	71	3.09
31	Garcia, JoJo - LIU	15	DB	29	17	46	3.07
32	Williams, Christopher - STO	4	LB	2	10	12	3.00
33	Schmidt, Turner - RM	5	TE	5	10	15	3.00
34	Barber, William - RM	34	DB	55	47	102	3.00
35	Patterson, Jason - DU	15	DL	23	21	44	2.93
36	Liverpool, Jorel - WC	23	DE	37	30	67	2.91
37	Watkins, DQ - LIU	15	LB	20	23	43	2.87
38	Washington, Jr., Marshall - LIU	5	DB	11	3	14	2.80
39	Cole, Ethon - DU	5	DB	10	4	14	2.80
40	Verilus, Seth - RM	38	LB	61	45	106	2.79
41	White, Camden - Mercy	37	DL	48	54	102	2.76
42	Douglas, Colin - SF-PA	4	DB	7	4	11	2.75
43	Stoll, Jack - CCSU	26	LB	32	39	71	2.73
44	Wilson, Ma'Hkai - STO	12	LB	18	14	32	2.67
45	Smith, Justin - WC	32	DB	41	43	84	2.63
46	Nash, Logan - RM	33	DB	60	26	86	2.61
47	Council, Kendric - SF-PA	5	LB	6	7	13	2.60
48	Williams, Jahnez - STO	20	DB	30	21	51	2.55
49	Mitchell, Jason - Mercy	33	DB	66	18	84	2.55
50	Harvey, Tyris - RM	42	DB	66	40	106	2.52

SACKS (Minimum Games Played Pct. 75%)

#	Player	G	Pos	Solo	Ast	Total	Avg/g
1	Schmidt, Turner - RM	5	TE	3	1	3.5	0.70
2	Lambert, Lucas - RM	5	DL	2	1	2.5	0.50
3	Toatley, Dan - CCSU	30	DL	9	4	11	0.37
4	White, Camden - Mercy	37	DL	11	3	12.5	0.34
5	Johnson, Jordan - WC	6	LB	2	0	2	0.33
6	Mosley III, Richard - STO	3	DB	1	0	1	0.33
7	Tangelo, Paul - SF-PA	15	LB	4	1	4.5	0.30
8	Muhammad, Tizlam - RM	40	DL	9	3	10.5	0.26
9	Watkins, DQ - LIU	15	LB	3	1	3.5	0.23
10	Watkins, Sharod - CCSU	15	CB	2	3	3.5	0.23
11	Council, Kendric - SF-PA	5	LB	1	0	1	0.20
12	Johnson, Ameer - RM	15	DL	3	0	3	0.20
13	Ackah-Yensu, PK - RM	28	DE	5	1	5.5	0.20
14	Bierals, Eddie - SF-PA	38	DL	6	2	7	0.18
15	Freeman, Keon - RM	41	LB	6	3	7.5	0.18
16	Wright, Malachi - CCSU	25	LB	4	1	4.5	0.18
17	Barnes, Logan - WC	17	DL	2	2	3	0.18
18	Liverpool, Jorel - WC	23	DE	4	0	4	0.17
19	Stoll, Jack - CCSU	26	LB	4	0	4	0.15
20	Athy, Zack - STO	21	DT	3	0	3	0.14

TACKLES FOR LOSS (Minimum Games Played Pct. 75%, 1.25 Total Tackles For Loss/Game)

#	Player	G	Pos	Solo	Ast	Total	Avg/g
---	--------	---	-----	------	-----	-------	-------



2024-25 NEC Football
Conference Active Individual Leaders
All games

Page 5/5
as of Oct 06, 2024

FUMBLES FORCED (Minimum Games Played Pct. 75%)

#	Player	G	No.	Avg/g
1	Cole, Ethon - DU	5	2	0.40
2	Djimbou, Sidoine - STO	3	1	0.33
3	Henritzy, Caden - STO	3	1	0.33
4	Williams, Christopher - STO	4	1	0.25
5	Mitchell, Navon - CCSU	4	1	0.25
6	Calgaro, Geno - SF-PA	5	1	0.20
7	Johnson, Jordan - WC	6	1	0.17
8	St John, Elijah - LIU	14	2	0.14
9	Tangelo, Paul - SF-PA	15	2	0.13
10	Johnson, Ameer - RM	15	2	0.13

FUMBLES RECOVERED (Minimum Games Played Pct. 75%)

#	Player	G	No.	Avg/g
1	Nichols, Cory - LIU	6	1	0.17
2	Sousa, Bill - STO	10	1	0.10
3	Hernandez, Khristian - CCSU	11	1	0.09
4	Wilson, Ma'Hkai - STO	12	1	0.08
5	Swartzentruber, David - RM	12	1	0.08
6	Bierals, Eddie - SF-PA	38	3	0.08
7	Thomas, Vince - CCSU	39	3	0.08
8	Clark, Kimal - CCSU	26	2	0.08
9	Aumua-Tuisavura, Buju - SF-PA	14	1	0.07
10	Morgan, Ja'Nyus - LIU	14	1	0.07

PASSES DEFENDED (Minimum Games Played Pct. 75%)

#	Player	G	Brup	Int.	Total	Avg/g
1	Cole, Ethon - DU	5	4	0	4	0.80
2	Washington, Jr., Marshall - LIU	5	4	0	4	0.80
3	Carter, Robert - RM	37	17	12	29	0.78
4	Dravet, Riley - WC	6	4	0	4	0.67
5	Harvey, Tyris - RM	42	19	7	26	0.62
6	Mitchell, Jason - Mercy	33	13	5	18	0.55
7	Ricci, Zachary - WC	15	4	4	8	0.53
8	Seide, Mo - STO	20	8	2	10	0.50
9	Nash, Logan - RM	33	13	3	16	0.48
10	Bryson, Gavin - CCSU	26	12	0	12	0.46
11	Rodgers, Mekhi - SF-PA	24	8	3	11	0.46
12	Williams, Jahnez - STO	20	7	1	8	0.40
13	Beckwith, Braylon - Mercy	5	2	0	2	0.40
14	Butler, Mekhi - SF-PA	5	2	0	2	0.40
15	Colston, Javon - DU	42	12	2	14	0.33
16	Miles, Eric - STO	3	1	0	1	0.33
17	Brown, Jayden - WC	24	5	3	8	0.33
18	Warren, Jacquez - RM	43	11	3	14	0.33
19	Verilus, Seth - RM	38	10	2	12	0.32
20	Davis, Christian - WC	33	4	6	10	0.30

INTERCEPTIONS (Minimum Games Played Pct. 75%)

#	Player	G	No.	Yds	TD	Long	Avg/g
1	Carter, Robert - RM	37	12	111	1	45	0.32
2	Ricci, Zachary - WC	15	4	113	1	64	0.27
3	Davis, Christian - WC	33	6	101	0	29	0.18
4	Johnson, Jordan - WC	6	1	14	0	14	0.17
5	Harvey, Tyris - RM	42	7	91	2	31	0.17
6	Clark, Kimal - CCSU	26	4	18	0	20	0.15
7	Mitchell, Jason - Mercy	33	5	29	0	28	0.15
8	Rodgers, Mekhi - SF-PA	24	3	0	0	0	0.13
9	Romulus, Jouverson - WC	16	2	10	0	10	0.13
10	Brown, Jayden - WC	24	3	2	0	2	0.13