



2024 NEC FOOTBALL



#NECFB CONTACT: SARAH BOISSONNEAULT • SBOISSONNEAULT@NORTHEASTCONFERENCE.ORG • 991 ROUTE 22 WEST (SUITE 106) • BRIDGEWATER, NJ 08807 • PH: (732) 469-0440, Ext. 207

2024 NEC FOOTBALL STANDINGS

THROUGH OCTOBER 20, 2024 (WEEK 8)

SCHOOL	NEC	PCT.	HOME	AWAY	OVERALL	PCT.	STREAK	HOME	AWAY	NEU.
Duquesne	2-0	1.000	1-0	1-0	4-2	.667	W4	2-0	2-2	0-0
Robert Morris	2-0	1.000	1-0	1-0	4-3	.571	W2	3-1	1-2	0-0
Central Connecticut	1-0	1.000	0-0	1-0	3-4	.429	L1	2-0	1-4	0-0
Wagner	2-1	.667	1-1	1-0	4-4	.500	W1	2-2	2-2	0-0
LIU	1-2	.333	1-0	0-2	1-7	.125	L1	1-2	0-4	0-0
Mercyhurst	0-0	.000	0-0	0-0	2-5	.289	L1	1-1	1-4	0-0
Stonehill	0-2	.000	0-1	0-0	1-5	.167	L3	1-1	0-4	0-0
Saint Francis U	0-3	.000	0-2	0-1	2-5	.286	L2	0-2	2-3	0-0


2024 NEC SCHEDULE/RESULTS

LAST WEEK'S RESULTS WEEK 8	THIS WEEK'S SLATE WEEK 9	THE ROAD AHEAD WEEK 10
Saturday, October 19 Robert Morris 45, LIU 31 Wagner 14, Saint Francis U 0 #22 Dartmouth 20, Central Connecticut 16 Merrimack 48, Stonehill 28	Saturday, October 26 Central Connecticut at LIU 12:00 p.m. Mercyhurst at Sacred Heart 12:00 p.m. Duquesne at Stonehill 1:00 p.m. Saint Francis U at Robert Morris 2:00 p.m. Wagner at UMass 3:30 p.m.	Saturday, November 2 Mercyhurst at Duquesne 12:00 p.m. Merrimack at Robert Morris 12:00 p.m. Wagner at Central Connecticut 12:00 p.m. Stonehill at Saint Francis U 1:00 p.m.

THIS WEEK'S NEC AWARD WINNERS...

OFFENSIVE PLAYER OF THE WEEK:

Anthony Chiccitt, Robert Morris



Quarterback
R-Sr. | 6-2 | 200 lbs.
Bethel Park, PA
Bethel Park

Week 8 Stats:

19-of-25 completions / 351 passing yards
3 passing TD / 0 INT
1 sack

Week 8 Notables:

Robert Morris is off to a 2-0 start in NEC play for the second consecutive time in 2024 thanks to the arm of Chiccitt. The redshirt senior had an efficient outing against LIU on Saturday, completing 19-of-25 passes for a career-high 351 yards, three touchdown throws and zero interceptions. Chiccitt became the second NEC signal caller to eclipse 300-plus passing yards in a game, and the first to do so against a Division I opponent. In addition, Chiccitt racked up the most passing yards by a Robert Morris player against a Division I opponent since 2003, when Rich Demaio had 444 at Duquesne. His first touchdown throw — a 75-yarder to redshirt junior Noah Robinson — gave the Colonials their first lead of the game at 10-7 in the opening quarter. Chiccitt then topped that then season-best toss and fueled a game-ending 15-0 run with a late 86-yard bomb to grad student Shawn Charles. The 86-yard completion is tied for the 10th-longest in the FCS this season.

DEFENSIVE PLAYER OF THE WEEK:

Keon Freeman, Robert Morris



Linebacker
Gr. | 6-1 | 230 lbs.
Whitehall, OH
Whitehall-Young

Week 8 Stats:


14 tackles (6 solo)
2 tackles-for-loss (3 yards)
37-yard fumble recovery for TD

Week 8 Notables:

Freeman, a graduate linebacker, recorded a career-high 14 tackles on Saturday for Robert Morris, which improved to 2-0 in NEC play with a 45-31 win over LIU. The Buckeye State native had six solo stops and 2.0 tackles-for-loss in the victory. In addition, Freeman put Robert Morris ahead by a 23-7 count early in the second half after he capitalized on a forced fumble by senior defensive back William Barber with a 45-yard scoop and score. He leads the Colonials with 56.0 tackles, which are good for third in the NEC. Freeman is the first player this season to repeat as NEC Defensive Player of the Week, having previously earned the honor for Robert Morris on Sept. 30.

SPECIAL TEAMS PLAYER OF THE WEEK:

Aidan Clark, Central Connecticut



Punter
Sr. | 6-3 | 255 lbs.
Tolland, CT
Tolland

Week 8 Stats:


4 punts / 203 yards (50.8 yards per punt)
2 50+ yard punts (59-yard long)
1 inside 20

Week 8 Notables:

Clark led all NEC punters with an average of 50.8 yards per boot in Central Connecticut's 24-20 defeat at No. 22 Dartmouth on Saturday. Sending half of his four attempts for 50-plus yards, including a 59-yarder, he pinned the Big Green inside their own 20-yard line one time in the setback. Pacing the NEC with eight punts of 50-yards or further, Clark is also the NEC's leader in yards per punt (44.2). The local product from Tolland, CT has garnered NEC Special Teams Player of the Week recognition twice this season, as he previously earned the honor on Sept. 16. With Clark's award, Central Connecticut has taken home the distinction five times in eight weeks this year.

ROOKIE OF THE WEEK:

Geno Calgaro, Saint Francis U



Linebacker
Fr. | 5-10 | 215 lbs.
Canonsburg, PA
Canon-McMillan

Week 8 Stats:

7 tackles (4 solo)

Week 8 Notables:

Calgaro became the second Red Flash rookie this year to claim NEC Rookie of the Week honors, as he joins fellow classmate and two-time winner Jeff Hoenstine. The first-year linebacker had a solid outing against Wagner, a 14-0 defeat to Saint Francis U. Registering four solo tackles, Calgaro finished the contest with a team-high seven stops. The Canonsburg, PA product has 28 tackles in seven appearances this season (4.0 per game), but in his past two contests, he has averaged 8.0 stops per game.

NEC PRIME PERFORMERS (WEEK 8)

Kimal Clark, CCSU (DB, Jr.)

Clark was one of two Blue Devils to register double figures in tackles on Saturday at Dartmouth. The junior defensive back had 10 total tackles — including six solo stops — in a hard-fought, 20-16 defeat to the 22nd-ranked team in the FCS.

Jayvis Rayside, CCSU (DB, Gr.)

Rayside totaled 12 tackles, including eight solo stops, in Central Connecticut's four-point defeat at No. 22 Dartmouth. The graduate student nearly doubled his season total in tackles in that game alone, as he entered the contest with seven.

Ethan Greenwood, LIU (QB, R-So.)

Hurling for a career-high 222 yards while adding one touchdown throw, Greenwood racked up the yardage yet again in LIU's defeat at Robert Morris on Saturday. For the second straight game, the redshirt sophomore signal caller ran for 100-plus yards when he covered 147 yards on the ground in the 45-31 defeat.

William Barber, RMU (DB, Sr.)

Entering the game with 19 tackles in six appearances, Barber registered double figures in the stat for the first time this season after he finished with 11 in Robert Morris' 48-31 win over LIU on Saturday. With a career-high eight solo stops and one sack that pushed the Sharks back nine yards, the veteran defensive back had a pair of forced fumbles, one of which was returned for a touchdown by NEC Defensive Player of the Week Keon Freeman.

Shawn Charles, RMU (WR, Gr.)

Charles was one of two Robert Morris players to eclipse the century mark in receiving yards in Saturday's 45-31 win over LIU. The graduate student caught six balls for 141 yards and two touchdowns, including an NEC season-long 86 yarder from NEC Offensive Player of the Week Anthony Chiccitt.

Anthony Chiccitt, RMU (QB, R-Sr.)

Chiccitt became the second NEC quarterback to throw for 300-or-more yards in a game this season, and the first to do so against a Division I squad. The redshirt senior recorded a season-best 351 yards in the air, three touchdowns and zero interceptions to propel Robert Morris to a 44-31 win over LIU. Chiccitt was also named the NEC Offensive Player of the Week.

Keon Freeman, RMU (LB, Gr.)

In Robert Morris' 45-31 win over LIU, Freeman recorded a career-high 14 tackles, including six solo stops and 2.0 tackles-for-loss. In addition, the graduate linebacker recovered a fumble and returned it 37 yards to the end zone to help the Colonials improve to 2-0 in conference play. Freeman was also named the NEC Defensive Player of the Week.

Noah Robinson, RMU (WR, R-Jr.)

Robinson hauled in six balls for a season-high 126 yards in Robert Morris' 44-31 win over LIU on Saturday. The redshirt junior's afternoon was highlighted by a 75-yard touchdown catch from NEC Offensive Player of the Week Anthony Chiccitt that sparked a first-half Colonials' 21-0 run.

Semaj Williams, SFU (DB, R-Sr.)

Williams forced two turnovers and had three tackles for Saint Francis U at Wagner on Saturday, a 14-0 defeat. Recording his first career interception on the Seahawks' first drive of the game, the redshirt senior defensive back forced a fumble that was recovered by redshirt freshman DaMario Crawford in the endzone for a touchback with 2:09 left in the opening quarter.

Mo Seide, STO (DB, Jr.)

Seide posted a career-high seven tackles, including five solo stops, and had 2.0 tackles-for-loss in Stonehill's non-conference defeat at Merrimack on Saturday. Adding one pass breakup, the junior defensive back pushed the Warriors back a total of eight yards, including seven on the first sack of his career.

Jake Cady, WC (QB, Gr.)

Cady registered his fifth multi-touchdown game on Saturday, and that was all the offense that Wagner needed to take down Saint Francis U for the first time in five years. The graduate student went 24-for-38 and registered a season-high 290 passing yards to help the Seahawks move to 2-1 in NEC play for the second time in as many seasons.

Luke Jakubauskas, WC (DL, Jr.)

Jakubauskas contributed to a solid defensive effort that saw Wagner shut out its first NEC opponent since 2012 on Saturday. The junior defensive lineman registered one quarterback hurry, a season-high six tackles and 1.5 tackles for a loss of 13 yards in the 14-0 home win against Saint Francis U.

TWO-SENTENCE GAME SUMMARIES

WAGNER 14, SAINT FRANCIS U 0

A stifling defensive performance led Wagner to a 14-0 win over visiting Saint Francis U and the Seahawks' second consecutive NEC victory on Saturday. The Seahawks delivered eight sacks — the fifth-most by an FCS squad in a game this season — to earn their first shutout against a conference foe since defeating UAlbany by a 30-0 final on Nov. 3, 2012.

ROBERT MORRIS 45, LIU 31

Robert Morris used two late touchdowns — including an 86-yard catch by graduate student Shawn Charles with 2:10 left to play — to put away a lingering LIU squad and improve to 2-0 in NEC play with a 45-31 win inside Joe Walton Stadium on Saturday. Redshirt senior Anthony Chiccitt had one of his finest outings of the season, throwing for 351 yards and three touchdowns after completing 19-of-25 passes.

#22 Dartmouth 20, CENTRAL CONNECTICUT 16

Central Connecticut dropped another heartbreaker to an Ivy League squad on Saturday, as the Blue Devils fell to No. 22 Dartmouth, 20-16, in the Green Mountain State. The Blue Devils led three times and held a 16-13 edge with 12:34 left to play, but the Big Green put the game-winning score on the board with a one-yard scamper into the end zone with 5:13 remaining.

Merrimack 48, STONEHILL 28

Stonehill bounced back from a scoreless first half and put four touchdowns on the scoreboard in the second, but it wasn't enough to overcome a 27-point deficit at Merrimack on Saturday. Three different running backs registered a score for the Skyhawks in the 48-28 defeat.



2024 NEC PRESEASON POLL

- 1. Duquesne (5)
- 2. Saint Francis U (1)
- 3. Robert Morris
- 4. LIU (1)
- 5. Stonehill
- 6. Wagner
- 7. CCSU

* First-place votes in parentheses ().
* Stonehill & Mercyhurst are ineligible for NEC AQ
* Mercyhurst is not eligible for preseason All-NEC honors and the regular-season title in 2024.

NEC IN THE TOP 25
(all-time rankings)

TEAM	Year	Poll	Rank	Week
Sacred Heart	2020	STATS	22	Final
Sacred Heart	2020	AFCA	22	Final
Duquesne	2020	STATS	25(t)	Apr 5
CCSU	2019	STATS	23	Final
CCSU	2019	AFCA	22	Final
CCSU	2019	STATS	17	Nov 24
CCSU	2019	AFCA	18	Nov 25
CCSU	2019	STATS	18	Nov 18
CCSU	2019	AFCA	18	Nov 18
CCSU	2019	STATS	19	Nov 11
CCSU	2019	AFCA	18	Nov 11
CCSU	2019	STATS	20	Nov 4
CCSU	2019	AFCA	17	Nov 4
CCSU	2019	STATS	19	Oct 28
CCSU	2019	AFCA	19	Oct 28
CCSU	2019	STATS	23	Oct 21
CCSU	2019	AFCA	24	Oct 21
CCSU	2019	STATS	25	Oct 14
Duquesne	2018	STATS	21	Final
Duquesne	2018	AFCA	24	Final
Saint Francis	2016	STATS	25	Nov 14
Sacred Heart	2014	STATS	24	Final
Sacred Heart	2014	AFCA	23	Final
Sacred Heart	2014	AFCA	22	Nov. 24
Sacred Heart	2014	AFCA	25	Nov 17
Bryant	2014	STATS	21	Nov 10
Bryant	2014	AFCA	21	Nov 10
Bryant	2014	STATS	23	Nov 3
Bryant	2014	AFCA	21	Nov 3
Bryant	2014	STATS	25	Oct 27
Bryant	2014	AFCA	24	Oct 27
Bryant	2014	AFCA	25	Oct 20
Sacred Heart	2014	STATS	24	Oct 20
Sacred Heart	2014	AFCA	22	Oct 20
Bryant	2014	AFCA	25(t)	Sep 15
Wagner	2012	STATS	21	Final
Wagner	2012	AFCA	22	Final
Albany	2011	AFCA	23	Final
Robert Morris	2010	STATS	25	Nov 8
Robert Morris	2010	AFCA	25	Nov 8
CCSU	2006	STATS	19	Oct 9
CCSU	2006	STATS	23	Oct 2
Albany	2006	STATS	23	Sep 25
CCSU	2006	STATS	23	Sep 18

SLANT ROUTES

CENTRAL CONNECTICUT's offensive line has now allowed a sack in four games this season against Fordham, Saint Francis U, UMass and most recently, Dartmouth.

DUQUESNE, which is off to a 2-0 start in NEC play for the second straight season and the fifth time in the past six seasons, owns a four-game winning streak for the second consecutive year.

LIU quarterback Ethan Greenwood is one of three FCS signal callers to have two 100-plus rushing yard games to his name after running for 184 yards against Stonehill and 147 this past Saturday at Robert Morris.

MERCYHURST quarterback Adam Urena, who has thrown 18 touchdowns to rank fifth in the FCS, went 233-straight minutes without throwing a pick in a streak that ended at Central Connecticut earlier this month.

ROBERT MORRIS quarterback Anthony Chiccitt recorded the most passing yards by a Colonial in nearly 21 years after throwing for 351 yards in Saturday's win over LIU.

SAINT FRANCIS U redshirt junior Aidan Cirulli is just one of three players in the FCS this season to have two punts go for 68-or-more yards this season.

STONEHILL looks to remain perfect against defending NEC champion Duquesne since joining the league in 2022 on Saturday.

WAGNER is off to a 2-1 start in NEC play for the second year in a row after scoring its first shutout against a conference foe since 2012 in Saturday's 14-0 final against Saint Francis U.

2024 WEEKLY AWARDS

NEC OFFENSIVE PLAYER OF THE WEEK

- Week 1 (Sep 2) Ludovick Choquette, LIU
- Week 2 (Sep 9) Jeff Hoenstine, SFU
- Week 3 (Sep 16) JaMario Clements, DUQ
- Week 4 (Sep 23) Jarel Washington, STO
- Week 5 (Sep 30) Adam Urena, MU
- Week 6 (Oct 7) Darius Perrantes, DUQ
- Week 7 (Oct 14) Ethan Greenwood, LIU
- Week 8 (Oct 21) Anthony Chiccitt, RMU
- Week 9 (Oct 28)
- Week 10 (Nov 4)
- Week 11 (Nov 11)
- Week 12 (Nov 18)

NEC DEFENSIVE PLAYER OF THE WEEK

- Week 1 (Sep 2) Paul Tangelo, SFU
Tyris Harvey, RMU
- Week 2 (Sep 9) Malachi Wright, CCSU
- Week 3 (Sep 16) Jalen Howard, CCSU
Luke Miller, DUQ
- Week 4 (Sep 23) Kimal Clark, CCSU
- Week 5 (Sep 30) Keon Freeman, RMU
- Week 6 (Oct 7) Justin Reilly, WC
- Week 7 (Oct 14) DQ Watkins, LIU
- Week 8 (Oct 21) Keon Freeman, RMU
- Week 9 (Oct 28)
- Week 10 (Nov 4)
- Week 11 (Nov 11)
- Week 12 (Nov 18)

NEC SPECIAL TEAMS PLAYER OF THE WEEK

- Week 1 (Sep 2) Jack Barnum, CCSU
- Week 2 (Sep 9) Mac Plummer, SFU
- Week 3 (Sep 16) Aidan Clark, CCSU
- Week 4 (Sep 23) Jack Barnum, CCSU
- Week 5 (Sep 30) Joshua Brown, WC
- Week 6 (Oct 7) Jack Barnum, CCSU
- Week 7 (Oct 14) Bailey Marzola, WC
- Week 8 (Oct 21) Aidan Clark, CCSU
- Week 9 (Oct 28)
- Week 10 (Nov 4)
- Week 11 (Nov 11)
- Week 12 (Nov 18)
- Week 13 (Nov 25)

NEC ROOKIE OF THE WEEK

- Week 1 (Sep 2) Taveon Wheeler, LIU
- Week 2 (Sep 9) Jeff Hoenstine, SFU
- Week 3 (Sep 16) Luke Miller, DUQ
- Week 4 (Sep 23) Charles Battaglia, STO
- Week 5 (Sep 30) None Awarded
- Week 6 (Oct 7) Jeff Hoenstine, SFU
- Week 7 (Oct 14) Wayne Coleman, CCSU
- Week 8 (Oct 21) Geno Calgaro, SFU
- Week 9 (Oct 28)
- Week 10 (Nov 4)
- Week 11 (Nov 11)
- Week 12 (Nov 18)
- Week 13 (Nov 25)

2024 NORTHEAST CONFERENCE FOOTBALL - WEEK 8 REPORT



CCSU BLUE DEVILS
(3-4, 1-0 NEC)

FIRST DOWNS:

- For the second time this season, Central Connecticut took an Ivy League team down to the wire this past weekend. Falling at Yale by three earlier this month, the Blue Devils dropped a four-point decision at #22 Dartmouth.
- With 10 fumble recoveries, the Blue Devils lead the nation in the category. In addition, Central Connecticut is third in the FCS in sacks per game (3.00) and eighth in tackles-for-loss per game (7.4).
- Averaging 0.93 sack per game, Jalen Howard is tied for ninth in the FCS in the category.
- The Blue Devils' offensive line has allowed just 0.57 sacks per game to rank third in the FCS. Four times this season, Central Connecticut has not allowed a sack against Fordham, Saint Francis U, UMass and Dartmouth.

UP NEXT:

Central Connecticut heads to LIU for an ESPN+ matchup. Kickoff is slated for 12 p.m.

DATE	OPPONENT	TIME/RESULT
A 29	at Central Michigan	L, 10-66
S 07	FORDHAM	W, 33-3
S 14	at Saint Francis U *	W, 27-20
S 21	at UMass	L, 31-35
S 28	BYE	--
O 05	at Yale	L, 22-23
O 12	MERCYHURST	W, 38-20
O 19	at #22 Dartmouth	L, 16-20
O 26	at LIU *	12:00 p.m.
N 02	WAGNER *	12:00 p.m.
N 09	at Stonehill *	1:00 p.m.
N 16	ROBERT MORRIS *	12:00 p.m.
N 23	DUQUESNE *	12:00 p.m.

CCSU FOOTBALL CONTACT

CHRIS O'CONNOR

Office: 860-832-3089

Email: oconnor@ccsu.edu

Website: www.ccsubluedevils.com

X (formerly known as Twitter) @ccsu_fb



DUQUESNE DUKES
(4-2, 2-0 NEC)

FIRST DOWNS:

- With consecutive wins over #20 Youngstown State, West Virginia Wesleyan, LIU and Saint Francis U, Duquesne has strung together a four-game winning streak for the second time in as many years.
- The Dukes are off to a 2-0 start in NEC play for the fifth time in the past six seasons.
- Holding NEC opponents to 14.0 points and 84.5 rushing yards per game, the Dukes are out-scoring conference opponents by an average of 28.5 points per game.
- Tying the NEC record for most scores accounted for in a game (6) earlier this month against LIU, senior Darius Perrantes threw for five touchdowns against the Sharks. He is just one of 11 signal callers in the nation to have five-or-more touchdown passes in a single game.
- Redshirt junior JaMario Clements leads all NEC running backs with 96.7 rushing yards per game and 580 total rushing yards.

UP NEXT:

Duquesne looks to make it five wins in a row and a 3-0 start to NEC play when it heads to Stonehill.

DATE	OPPONENT	TIME/RESULT
A 29	at Toledo	L, 10-49
S 07	at Boston College	L, 0-56
S 14	at #20 Youngstown State	W, 28-25
S 21	WEST VIRGINIA WESLEYAN	W, 35-0
S 28	BYE	--
O 05	LIU *	W, 47-21
O 12	at Saint Francis U *	W, 38-7
O 19	BYE	--
O 26	at Stonehill *	1:00 p.m.
N 02	MERCYHURST	12:00 p.m.
N 09	ROBERT MORRIS *	12:00 p.m.
N 16	WAGNER *	12:00 p.m.
N 23	at Central Connecticut *	12:00 p.m.

DUQUESNE FOOTBALL CONTACT

JACOB DAVEY

Office: 412-396-6565

Email: daveyj@duq.edu

Website: www.goduquesne.com

X (formerly known as Twitter) @duqfb



LIU SHARKS
(1-7, 1-2 NEC)

FIRST DOWNS:

- Ethan Greenwood is one of 12 quarterbacks averaging 50.0 rushing yards or more per game is ranked fourth among that list with 63.4 yards per game.
- Of that group, Greenwood is just one of three FCS signal callers to have two 100-plus rushing yard games to his name after running for a career-high 184 yards vs. Stonehill and 147 yards this past Saturday against Robert Morris.
- His 184 yards on the ground against the Skyhawks were the third-most by an FCS quarterback this season.
- Senior Michael Love is ranked second among conference leaders with seven touchdown catches, while his 63.1 receiving yards per game are good for fourth overall.
- LIU's six-point loss at No. 16 UAlbany back in August marked the program's slimmest margin of defeat to a nationally-ranked FCS opponent in program history.

UP NEXT:

LIU heads to Central Connecticut on Saturday for a 12 p.m. tilt on ESPN+.

DATE	OPPONENT	TIME/RESULT
A 31	at #16 UAlbany	L, 21-27
S 07	at TCU	L, 0-45
S 14	LEHIGH	L, 17-20
S 21	RHODE ISLAND	L, 21-28
S 28	at #6 Villanova	L, 10-24
O 05	at Duquesne *	L, 21-47
O 12	STONEHILL *	W, 31-7
O 19	at Robert Morris	L, 31-45
O 26	CENTRAL CONNECTICUT *	12:00 p.m.
N 02	BYE	--
N 09	at Sacred Heart	12:00 p.m.
N 16	SAINT FRANCIS U *	12:00 p.m.
N 23	at Wagner *	12:00 p.m.

LIU FOOTBALL CONTACT

PHILLIP BAUSK

Office: 914-843-7418

Email: phillip.bausk@liu.edu

Website: www.liuathletics.com

X (formerly known as Twitter) @liusharksfb

2024 NORTHEAST CONFERENCE FOOTBALL - WEEK 8 REPORT



MERCYHURST LAKERS (2-5 OVERALL)

FIRST DOWNS:

- With 18 touchdown passes, including eight to graduate student Cameron Barmore, senior Adam Urena is tied for fifth in the FCS in the category.
- Barmore's eight touchdown catches are tied for fourth-most in the FCS.
- In Mercyhurst's last game at Central Connecticut on Oct. 12, Urena threw a pick at for the first time since tossing an interception in Mercyhurst's defeat at Robert Morris on his team's opening drive. He had gone nearly 233 minutes without an interception.
- Despite putting just 20 points on the scoreboard — the team's lowest offensive output against an FCS opponent this season — Mercyhurst continues to lead the NEC in points per game (28.4) and total touchdowns (28).

UP NEXT:

Mercyhurst comes back from a bye week with another trip to the Nutmeg State to face Sacred Heart on Saturday at 12 p.m.

DATE	OPPONENT	TIME/RESULT
A 29	at Wheeling	W, 28-25
S 07	at Howard	L, 31-32
S 14	at Robert Morris	L, 28-55
S 21	at #3 Montana State	L, 13-52
S 28	FROSTBURG STATE	L, 24-25
O 05	BUFFALO STATE	W, 55-0
O 12	at Central Connecticut	L, 20-38
O 19	BYE	--
O 26	at Sacred Heart	12:00 p.m.
N 02	at Duquesne	12:00 p.m.
N 09	LINCOLN	TBD
N 16	BYE	--
N 23	SAINT FRANCIS U	1:00 p.m.

MERCYHURST FOOTBALL CONTACT

AUSTIN ALONGE

Office: 814-824-2567

Email: aalonge@mercyhurst.edu

Website: www.hurstathletics.com

X (formerly known as Twitter) @mercyhurstfb



ROBERT MORRIS COLONIALS (4-3, 2-0 NEC)

FIRST DOWNS:

- Shawn Charles and Noah Robinson became the first NEC wide receiver tandem this season to catch for 100+ yards in the same game on Saturday against LIU. Charles caught for 141 yards, the second-most by an NEC receiver this season, while Robinson hauled in 126 yards to surpass the century mark for the second time this year.
- The Colonials look to extend their winning streak to three games against Saint Francis U, which would be the program's longest since 2019, their most recent season in the NEC.
- Robert Morris, which returned to the NEC this season after a five-year hiatus, is 2-0 in NEC play for the first time since 2011.
- Robert Morris is second in the NEC in scoring offense (26.6 ppg), while its 371.0 yards of offense per game is tops in the league.
- The Colonials have now won seven straight wins against NEC opponents at home, dating back to 2019.

UP NEXT:

A Keystone State battle is up next for Robert Morris as the Colonials host Saint Francis U in the penultimate date of a four-game homestand.

DATE	OPPONENT	TIME/RESULT
A 31	at Utah State	L, 14-36
S 07	EDINBORO	L, 21-23
S 14	MERCYHURST	W, 55-28
S 21	at Wagner *	W, 21-14
S 28	at Eastern Kentucky	L, 7-31
O 05	BYE	--
O 12	DELAWARE STATE	W, 23-0
O 19	LIU *	W, 45-31
O 26	SAINT FRANCIS U *	2:00 p.m.
N 02	MERRIMACK	12:00 p.m.
N 09	at Duquesne *	12:00 p.m.
N 16	at Central Connecticut *	12:00 p.m.
N 23	STONEHILL *	12:00 p.m.

RMU FOOTBALL CONTACT

RYAN GAVATORTA

Office: 412-397-4919

Email: gavatorta@rmu.edu

Website: www.rmucolonials.com

X (formerly known as Twitter) @rmu_football



SAINT FRANCIS U RED FLASH (2-5, 0-3 NEC)

FIRST DOWNS:

- Saint Francis U was shut out by an NEC opponent for the first time since falling to UAlbany by a 48-0 final on Oct. 9, 2010 on Saturday at Wagner (14-0).
- The Red Flash have produced just 52 rushing yards in their past two contests, including a season-low 23 against the Seahawks.
- DaMario Crawford leads Saint Francis U and the NEC in kick return yards per game with 33.7.
- Saint Francis U is 0-2 in league play for the first time since 2011.
- Allowing 23.9 points per game (3rd in the NEC), the Red Flash are limiting opponents to 293.1 yards per game, including a league-best 94.0 rushing yards per contest.
- Blasting a 68-yard punt — the third longest in the NEC this season — redshirt junior Aidan Cirulli is just one of three players in the FCS to have two 68-plus yard punts this season.

UP NEXT:

Saint Francis U looks to pick up its first win in conference play on Saturday when it heads to Robert Morris.

DATE	OPPONENT	TIME/RESULT
A 31	at Dayton	L, 10-18
S 07	at Kent State	W, 23-17
S 14	CENTRAL CONNECTICUT *	L, 20-27
S 21	at Eastern Michigan	L, 0-36
S 28	BYE	--
O 05	at Delaware State	W, 28-17
O 12	DUQUESNE *	L, 7-38
O 19	at Wagner *	L, 0-14
O 26	at Robert Morris *	2:00 p.m.
N 02	STONEHILL *	1:00 p.m.
N 09	at LIU *	12:00 p.m.
N 16	at Mercyhurst	1:00 p.m.
N 23	STONEHILL	12:00 p.m.

SFU FOOTBALL CONTACT

BRIAN MINUTOLO

Office: 814-472-3180

Email: bminutolo@francis.edu

Website: www.sfuathletics.com

X (formerly known as Twitter) @redflashfb

2024 NORTHEAST CONFERENCE FOOTBALL - WEEK 8 REPORT



STONEHILL SKYHAWKS
(1-5, 0-2 NEC)

FIRST DOWNS:

- Stonehill's rushing game ranks third in the NEC at 150.8 yards per contest. Leading the Skyhawks is Jarel Washington, who averages 64.5 rushing yards per game with three touchdowns.
- Stonehill dipped to 0-2 for the first time since joining the NEC for the 2022 campaign after falling at LIU earlier this month.
- Stonehill has been playing without starting quarterback Ashur Carraha for the past two games. In the Skyhawks' first five games, he averaged 94.2 passing yards and 28.2 rushing yards per game.

UP NEXT:

A date with first-place Duquesne in Easton is up next for Stonehill. The Skyhawks look to remain undefeated against the Dukes.

DATE	OPPONENT	TIME/RESULT
A 31	BYE	--
S 07	at Stony Brook	L, 10-37
S 14	at New Hampshire	L, 6-45
S 21	SACRED HEART	W, 35-21
S 28	BYE	--
O 05	WAGNER *	L, 7-28
O 12	at LIU *	L, 7-31
O 19	at Merrimack	L, 28-48
O 26	DUQUESNE *	1:00 p.m.
N 02	at Saint Francis U *	1:00 p.m.
N 09	CENTRAL CONNECTICUT *	1:00 p.m.
N 16	at Lafayette	12:30 p.m.
N 23	at Robert Morris *	12:00 p.m.

STONEHILL FOOTBALL CONTACT

DOUG MONSON

Office: 508-565-1352

Email: dmonson@stonehill.edu

Website: www.stonehillskyhawks.com

X (formerly known as Twitter) @StonehillFB



WAGNER SEAHAWKS
(4-4, 2-1 NEC)

FIRST DOWNS:

- Wagner improved to 4-4 on the season with Saturday's victory over Saint Francis U and has now matched last season's win total. They are 2-1 in conference play for the second consecutive year.
- Wagner held Saint Francis U scoreless on Saturday for its first shutout since Sept. 10, 2016 (Concordia, 38-0) and its first against an NEC opponent since Nov. 3, 2012 (UAlbany, 30-0).
- In the win, Wagner recorded eight sacks, which are the fifth-most in a single game by an FCS squad this season.
- The Seahawks' defense has been stifling as of late, holding their opponents scoreless for each of the past six quarters of action.
- Wagner is conceding a league-low 19.5 points per game — the fewest by the program since 2014 (18.0 ppg) — including just 9.3 ppg against three league foes.
- Defense has been the team's calling card, as the Seahawks are tied for 10th in the FCS with nine picks, 10th in passing yards allowed (159.4), 16th in scoring defense and tied for third in sacks (3.0 per game).

UP NEXT:

Wagner closes out non-conference play at UMass on Saturday at 3:30 p.m.

DATE	OPPONENT	TIME/RESULT
A 31	Virginia Lynchburg	W, 46-7
S 07	at Lehigh	L, 13-49
S 14	at Delaware State	W, 30-7
S 21	ROBERT MORRIS *	L, 14-21
S 28	at FAU	L, 10-41
O 05	at Stonehill *	W, 28-7
O 12	COLUMBIA	L, 6-24
O 19	SAINT FRANCIS U *	W, 14-0
O 26	at UMass	3:30 p.m.
N 02	at Central Connecticut *	12:00 p.m.
N 09	BYE	--
N 16	at Duquesne *	12:00 p.m.
N 23	LIU *	12:00 p.m.

WAGNER FOOTBALL CONTACT

MAX ROTTENECKER

Office: 718-390-3227

Email: mrotennecker@wagner.edu

Website: www.wagnerathletics.com

X (formerly known as Twitter) . @wagner_football

#NECFB vs. DI OPPONENTS

vs. FCS (5-16, .238)

Big Sky	0-1
Montana State	0-1
Coastal Athletic	0-5
UAlbany	0-1
New Hampshire	0-1
Rhode Island	0-1
Stony Brook	0-1
Villanova	0-1
Independent	1-2
Mercyhurst	0-2
Merrimack	0-0
Sacred Heart	1-0
Ivy	0-3
Columbia	0-1
Dartmouth	0-1
Yale	0-1
Mid-Eastern Athletic	2-1
Delaware State	3-0
Howard	0-1
Missouri Valley	1-0
Youngstown State	1-0
Patriot League	1-2
Fordham	1-0
Lafayette	0-0
Lehigh	0-2
Pioneer	0-1
Dayton	0-1
United	0-1
Eastern Kentucky	0-1

vs. FBS (1-8, .111)

ACC	0-1
Boston College	0-1
Big 12	0-1
TCU	0-1
Conference USA	0-1
Florida Atlantic	0-1
Mid-American	1-4
Central Michigan	0-1
Eastern Michigan	0-1
Kent State	1-0
UMass	0-1
Toledo	0-1
Mountain West	0-1
Utah State	0-1

2024 NORTHEAST CONFERENCE FOOTBALL - WEEK 8 REPORT

2024 MISCELLANEOUS STATISTICS

100-YARD RUSHING GAMES			
Player	100-149	150+	Total
Ludovick Choquette, LIU	1	--	1
JaMario Clements, DUQ	1	1	2
Tyvon Edmonds Jr., RMU	1	--	1
Ethan Greenwood, LIU	1	1	2
Markell Holman, SFU	--	1	1
Elijah Howard, CCSU	2	1	3
DeMarcus McElroy, SFU	1	--	1
Rickey Spruill, WC	2	--	2
Jadon Turner, CCSU	1	--	1
Jarel Washington, STO	--	1	1
Zavion Woodard, STO	1	--	1

100-YARD RECEIVING GAMES			
Player	100-149	150+	Total
Cameron Barmore, MU	2	--	2
Jaylen Bonelli, WC	3	--	3
Michael Love, LIU	1	--	1
Aviyon Smith-Mack, LIU	1	--	1
Noah Robinson, RMU	2	--	2
Shawn Charles, RMU	1	--	1
Gavin Thomson, SFU	1	--	1
Cody Ruff, STO	1	--	1

10-RECEPTION GAMES			
Player	10-14	15+	Total
Jayen Bonelli, WC	1	--	1

200-YARD ALL-PURPOSE GAMES			
Player	200-299	300+	Total
Michael Love, LIU	1	--	1
Chaz Davis, MU	1	--	1

MULTI-TOUCHDOWN GAMES					
Player	2	3	4	5+	Total
Tedy Afful, DUQ	2	--	--	--	2
Cameron Barmore, MU	4	--	--	--	4
Brayden Black, MU	1	--	--	--	1
Jaylen Bonelli, WC	1	--	--	--	1
Ludovick Choquette, LIU	1	--	--	--	1
Tyvon Edmonds, Jr., RMU	1	--	--	--	1
Markell Holman, SFU	1	--	--	--	1
Elijah Howard, CCSU	1	--	--	--	1
Joey Isabella, DUQ	1	--	--	--	1
Jermaine Johnson, DUQ	1	--	--	--	1
Michael Love, LIU	1	--	--	--	1
DJ Moyer, RMU	1	--	--	--	1
Noah Robinson, RMU	1	--	--	--	1
Shawn Charles, RMU	1	--	--	--	1
Rickey Spruill, WC	1	--	--	--	1
Brian Trobel, MU	1	1	--	--	2
Jarel Washington, STO	1	--	--	--	1

MULTI-TOUCHDOWN PASS GAMES					
Player	2	3	4	5+	Total
Jake Cady, WC	1	3	--	--	4
Ashur Carraha, STO	1	--	--	--	1
Anthony Chiccitt, RMU	1	1	--	1	3
Jordan Heisey, DUQ	--	1	--	--	1
Jeff Hoenstine, SFU	1	--	--	--	1
Damien Mazil, WC	1	--	--	--	1
Brady Olson, CCSU	3	1	--	--	4
Darius Perrantes, DUQ	2	--	--	1	3
Luca Stanzani, LIU	2	1	--	--	3
Adam Urena, MU	3	1	--	1	5

300-YARD PASS GAMES			
Player	300-399	400+	Total
Anthony Chiccitt, RMU	2	--	2
Adam Urena	1	--	1

GAMES WITH RUSHING TD & PASSING TD			
Player			
Jeff Hoenstine, SFU (1 passing TD, 1 rushing TD)			at Kent State (9/7/24)
Brady Olson, CCSU (1 passing TD, 1 rushing TD)			at Saint Francis U (9/14/24)
Luca Stanzani, LIU (2 passing TD, 1 rushing TD)			vs. Rhode Island (9/22/24)
Darius Perrantes, DUQ (5 passing TD, 1 rushing TD)			vs. LIU (10/5/24)
Ethan Greenwood, LIU (1 passing TD, 1 rushing TD)			vs. Stonehill (10/12/24)
Anthony Chiccitt, RMU (2 passing TD, 1 rushing TD)			vs. Delaware State (10/12/24)
Jack O'Connell, STO (1 passing TD, 1 rushing TD)			at Merrimack (10/19/24)

300-YARD TOTAL OFFENSE GAMES			
Player	300-349	350+	Total
Ethan Greenwood, LIU	--	1	--
Ashur Carraha, STO	1	--	1
Anthony Chiccitt, RMU	1	--	1

10+ POINT KICKING GAMES			
Player	10-14	15+	Total
Jack Barnum, CCSU	1	--	1
Nathan Nagucki, MU	1	--	1
Mac Plummer, SFU	1	--	1



#NECFB PRESEASON TEAMS

The Northeast Conference named 27 student-athletes to its Preseason All-NEC Football Team on July 24 in conjunction with the league's annual "Social Media Day."

OFFENSE

QB	Darius Perrantes (1)	Duquesne
RB	Elijah Howard (2)	Central Connecticut
RB	Tyvon Edmonds Jr. (1)	Robert Morris
WR	Jaylen Bonelli (ROY)	Wagner
WR	Tedy Afful	Duquesne
WR	Noah Robinson	Robert Morris
TE/HB	Noah Canty	Duquesne
OL	Mason Imbt	Saint Francis U
OL	Vincent Lumia	Duquesne
OL	Isaiah DeLoatch	Central Connecticut
OL	Jake Timm (2)	LIU
OL	Brady Anderson	Wagner

DEFENSE

DL	Eddie Bierals (1)	Saint Francis U
DL	A.J. Ackerman	Duquesne
DL	Tizlam Muhammad	Robert Morris
DL	Jorel Liverpool	Wagner
LB	Gianni Rizzo (2)	Duquesne
LB	Jamar Shegog	Robert Morris
LB	Jayden Anderson	Central Connecticut
LB	Mercury Swaim	Saint Francis U
DB	Kimal Clark (1)	Central Connecticut
DB	Caleb Nartey	LIU
DB	Jordan Irvine	Stonehill
DB	Zachary Ricci	Wagner

SPECIAL TEAMS

PK	Jack Barnum (1)	Central Connecticut
P	Will Lynch (1)	LIU
RS	Michael Love	LIU

Previous season's honor(s) received in parentheses

- 1 - First Team All-NEC selection
- 2 - Second Team All-NEC selection
- POTY - Player of the Year (Offense or Defense)
- ROTY (Offense or Defense)



NEC ALUMNI IN THE NFL

Four NEC alumni are currently on NFL active rosters.

- Julius Chestnut (Sacred Heart) - Titans
- Cam Gil (Wagner) - Panthers
- Christian Kuntz (Duquesne) - Steelers
- Chris Williams (Wagner) - Browns



NEC ALUMNI IN THE CFL

In addition to the NEC alumni that are playing in the NFL, the following alumni were on CFL rosters at the end of the 2024 season.

- Daniel Adeboboye (Bryant) - Toronto
- Thomas Costigan (Bryant) - Toronto
- Ryan Saddler (Bryant) - Ottawa
- Chizi Umunakwe (CCSU) - Ottawa



NEC ALUMNI IN THE UFL

One NEC player has continued his football career as a current member of a United Football League team.

- David Satkowski (Stonehill) - D.C. Defenders



FCS ALL-IN

Host Meghan Robinson will join analysts Craig Haley and Sam Herder for the show, which will air on ESPN+.

- Thursday, August 22
- Thursday, October 17
- Thursday, January 2

NATIONAL PRESEASON HONORS

Ahead of the 2024 season, the NEC landed three players on national watch lists with two on the Walter Payton Award Preseason Watch List and one on the Buck Buchanan Award Preseason Watch list.



KIMAL CLARK
CCSU

DB • JR • 5-10 • 200 lbs
Lackawanna, NY/St. Francis



TYVON EDMONDS JR.
ROBERT MORRIS

RB • SR • 5-89 • 180 lbs
White Plains, NY/Merrimack



DARIUS PERRANTES
DUQUESNE

QB • SR • 6-0 • 220 lbs
Los Angeles, CA/Rhode Island

BUCK BUCHANAN AWARD WATCH LIST

Central Connecticut defensive back **Kimal Clark (Lackawanna, NY/St. Francis)** makes his return in 2024 as one of the top defensive backs in the circuit. Last season, he racked up 89 tackles for an average of 8.9 per match, which ranked second in the NEC and 32nd in the FCS. In addition, the Lackawanna, NY native's 5.3 solo stops per game were the 17th-most in the nation.

WALTER PAYTON AWARD WATCH LIST

Also pegged a FCS Preseason All-American by Stats Perform, running back **Tyvon Edmonds Jr. (White Plains, NY/Bishop McNamara (Merrimack))** was one of the nation's top running backs in 2023. Covering more than 1,000 yards on the ground while rushing for a league-best 10 touchdowns for Merrimack en route to capturing the league's rushing title a year ago

Darius Perrantes (Los Angeles, CA/St. Francis (URI)) was tabbed a finalist for the prestigious Walter Payton Award award after he led the nation in passing yards per completion (17.74) and was 15th in passing touchdowns (21). The California product put up 200-or-more passing yards against all seven NEC opponents and threw for three touchdowns four times in that stretch to help propel Duquesne to the program's sixth NEC crown and its fourth NCAA Division I FCS Playoff appearance since 2015.

WIN TOTALS AMONG CURRENT NEC FOOTBALL COACHES

Coch (Alma Mater)	School	Career	School Total
1. Jerry Schmitt (Westminster [PA] '83)	Duquesne	152-106 (23rd yr)	124-85 (19th yr)
2. Chris Villarrial (Indiana [PA])	Saint Francis U	66-85 (15th yr)	Same
3. Ron Cooper (Jacksonville State '83)	LIU	58-79 (13th yr)	9-21 (3rd yr)
4. Tom Masella (Wagner '82)	Wagner	53-100 (16th yr)	9-34 (6th yr)
5. Eli Gardner (Western New England '08)	Stonehill	37-38 (9th yr)	Same
6. Bernard Clark, Jr. (Miami '90)	Robert Morris	21-43 (7th yr)	Same
7. Ryan Riemedio (Minot State '08)	Mercyhurst	6-23 (3rd yr)	Same
8. Adam Lechtenberg (Nebraska '01)	Central Connecticut	6-12 (2nd yr)	Same

2024 NORTHEAST CONFERENCE FOOTBALL - WEEK 8 REPORT

ANNUAL NEC CHAMPIONS

Year	Champion	Overall	NEC
2023	Duquesne*	7-5	6-1
2022	Saint Francis U*	9-3	7-0
2021	Sacred Heart*	8-4	6-1
2020	Sacred Heart@*	3-2	2-1^
2019	Central Connecticut*	11-2	7-0
2018	Duquesne*	9-4	5-1
	Sacred Heart	7-4	5-1
2017	Central Connecticut*	8-4	6-0
2016	Saint Francis U*	7-5	5-1
	Duquesne	8-3	5-1
2015	Duquesne*	8-4	5-1
2014	Sacred Heart*	9-3	5-1
	Wagner	7-4	5-1
2013	Sacred Heart*	10-3	4-2
	Duquesne	7-4	4-2
2012	Wagner*	9-4	7-1
	UAlbany	9-2	7-1
2011	UAlbany*	8-4	7-1
	Duquesne	9-2	7-1
2010	Robert Morris*	8-3	7-1
	Central Connecticut	8-3	7-1
2009	Central Connecticut#	9-3	7-1
2008	UAlbany#	9-3	7-0
2007	UAlbany#	8-4	6-0
2006	Monmouth#	10-2	6-1
2005	Central Connecticut	7-4	5-2
	Stony Brook	6-5	5-2
2004	Monmouth	10-1	6-1
	Central Connecticut	8-2	6-1
2003	Monmouth	10-2	6-1
	UAlbany	7-4	6-1
2002	UAlbany	8-4	6-1
2001	Sacred Heart	11-0	8-0
2000	Robert Morris	10-0	8-0
1999	Robert Morris	8-2	7-0
1998	Robert Morris	4-6	4-1
	Monmouth	5-5	4-1
1997	Robert Morris	8-3	4-0
1996	Robert Morris	9-2	3-1

@ - Season played in Spring 2021

^ - Won 2021 Spring Championship Game (SHU 34, DUQ 27 [OT])

NEC ALL-TIME LEADERS

RUSHING YARDS

	Yards	Name	School	Years
1.	5,049	David Sinisi	Monmouth	2006-09
2.	4,629	AJ Hines	Duquesne	2016-19
3.	4,549	Larry McCoy	Duquesne	2009-12
4.	4,460	Rick Sarille	Wagner	1996-99
5.	4,435	Dom Williams	Wagner	2009-13
6.	4,287	David McCarty	UAlbany	2006-09
7.	4,271	Myles Russ	Robert Morris	2007-10
8.	4,238	Jordan Brown	Bryant	2009-12
9.	4,131	Kyle Harbridge	Saint Francis U	2009-13
10.	3,847	Sam Dorsett	Robert Morris	1999-03

PASSING YARDS

	Yards	Name	School	Years
1.	10,320	Dillon Buechel	Duquesne	2013-16
2.	9,016	RJ Noel	Sacred Heart	2013-16
3.	8,803	Dale Fink	Sacred Heart	2007-10
4.	8,544	Anthony Doria	Saint Francis U	2003-06
5.	8,129	Jacob Dolegala	CCSU	2015-18
6.	7,812	Brian Boland	Monmouth	2003-06
7.	7,468	Dalton Easton	Bryant	2014-16
8.	7,222	Tim Levick	Robert Morris	1998-01
9.	7,115	Kyle Frazier	Monmouth	2009-12
10.	7,111	RJ Noel	Sacred Heart	2013-16

RECEIVING YARDS

	Yards	Name	School	Years
1.	3,735	Jordan Harris	Bryant	2010-13
2.	3,464	Michael Caputo	Saint Francis U	2003-06
3.	3,302	Kamron Lewis	Saint Francis U	2015-18
4.	3,206	Tyler Dube	Sacred Heart	2012-15
5.	2,867	Miles Austin	Monmouth	2002-05
6.	2,863	Chris Turner	Wagner	2003-06
7.	2,848	Steve Tedesco	Sacred Heart	2006-09
8.	2,719	Nehari Crawford	Duquesne	2015-18
9.	2,574	Chris King	Duquesne	2013-15
10.	2,441	Antoine Rivera	Saint Francis U	2006-09

NEC SINGLE-GAME LEADERS

RUSHING YARDS

	Name	School	Yards	Opponent	Date
1.	Aaron Dawson	CCSU	361	Wagner	10.27.18
2.	Kyle Harbridge	SFU	346	Morehead State	9.17.11
3.	Justise Hairston	CCSU	332	Saint Francis U	10.7.06
4.	Cory Harge	CCSU	331	Stony Brook	11.6.04
5.	John Campbell	WC	324	Jacksonville	11.15.98

PASSING YARDS

	Name	School	Yards	Opponent	Date
1.	Anthony Doria	SFU	494	Sacred Heart	10.29.05
2.	Scott Bard	SBU	474	Wagner	10.6.01
3.	Kyle Frazier	MON	451	Cornell	10.13.12
4.	Connor Dixon	DUQ	429	Bucknell	9.6.08
	Kevin Duke	SHU	429	Bryant	11.4.17

RECEIVING YARDS

	Name	School	Yards	Opponent	Date
1.	Michael Caputo	SFU	294	Sacred Heart	10.29.05
2.	Tyjuan Massey	RMU	272	Sacred Heart	11.12.05
3.	Chris Phillis	ALB	251	Robert Morris	11.11.00
4.	Wayne Capers	DUQ	235	Jacksonville	10.1.16
5.	Jordan Harris	BRY	224	UAlbany	11.5.11

LONGEST RUSH

	Name	School	Yards	Opponent	Date
1.	Jordan Meachum	SHU	99	Bryant	10.27.18
	Dave Sinisi	MON	99	Sacred Heart	10.6.07
3.	Marques DeShields	SFU	98	Sacred Heart	10.23.21
4.	DeMarcus McElroy	SFU	97	CCSU	9.14.24
5.	Ricardo Mccray	BRY	96	Bryant	10.4.14

LONGEST PASS PLAY

	Name	School	Yards	Opponent	Date
1.	Z. Drayer, T. Smith	SFU	98	Sacred Heart	10.31.15
2.	T. Lecik	RMU	94	Wagner	10.3.98
	S. Tryon, J.T. Kirk	RMU	94	Sacred Heart	10.16.99
4.	Z. Dryer, C. Holder	SFU	92	Wagner	11.19.16
5.	C. Dixon, C. Carter	DUQ	91	Saint Francis U	9.20.08

50+ YARD FIELD GOALS

	Name	School	Yards	Opponent	Date
1.	Piotr Czech	WC	56	Saint Francis U	11.10.07
2.	Jeff Garlo	RMU	55	Buffalo Sate	9.2.00
3.	Czech Piotr	WC	54	Sacred Heart	9.30.06
	Czech Piotr	WC	54	CCSU	10.21.06
	David Lopez	WC	54	Georgetown	10.9.10
6.	Lance Geesey	SFU	52	Bryant	10.18.14
	James Cooper	WC	52	Sacred Heart	10.1.16
	Perry Shelbred	STO	52	CCSU	9.9.23
9.	Charlie Leventry	DUQ	51	Wagner	10.22.11
	David Lopez	WC	51	CCSU	9.22.12
	Charlie Leventry	DUQ	51	Wagner	11.17.12
	Ricky Perez	BRY	51	Montana State	9.10.16
13.	Jeff Carlo	RMU	50	Duquesne	11.21.98
	Blake Abbot	WC	50	St. John's	9.29.01
	Piotr Czech	WC	50	Jacksonville	11.17.07
	Josh Thiel	SFU	50	CCSU	10.27.12
	Lance Geesey	SFU	50	UAlbany	9.24.16
	Rick Perez	BRY	50	Robert Morris	11.5.16
	James Cooper	WC	50	Bryant	10.28.17
	Francis Cole	SFU	50	Lafayette	9.29.18
	Luke Samperi	BRY	50	Duquesne	11.16.19
	Alex Schmoke	SFU	50	LIU	10.15.22
	Jack Barnum	CCSU	50	Central Michigan	8.29.24
	Mac Plummer	SFU	50	Kent State	9.7.24

NEC SINGLE-SEASON LEADERS

RUSHING YARDS

	Yards	Name	School	Year
1.	1,852	David McCarty	UAlbany	2008
2.	1,847	Justise Hairston	Central Connecticut	2006
3.	1,815	Jordan Brown	Bryant	2011
4.	1,713	Jason Butler	Wagner	2007
5.	1,710	Ryan Fulse	Wagner	2018

PASSING YARDS

	Yards	Name	School	Year
1.	3,321	John Sciarra	Wagner	2005
2.	3,311	Price Wilson	Bryant	2017
3.	3,084	Jason Brown	Saint Francis U	2019
4.	2,934	Jacob Dolegala	Central Connecticut	2016
5.	2,929	Westin Elliott	Merrimack	2021

RECEIVING YARDS

	Yards	Name	School	Year
1.	1,478	Kamron Lewis	Saint Francis U	2016
2.	1,433	Michael Caputo	Saint Francis U	2005
3.	1,243	Jordan Harris	Bryant	2012
4.	1,160	Tyler Dube	Sacred Heart	2015
5.	1,157	DeVeren Johnson	Sacred Heart	2001

TOUCHDOWN PASSES

	TDs	Name	School	Year
1.	34	Westin Elliott	Merrimack	2021
2.	30	Westin Elliott	Merrimack	2021
3.	28	Dalton Easton	Bryant	2016
	28	Jason Brown	Saint Francis U	2019
5.	27	Tommy Stuart	Duquesne	2017

TOUCHDOWN RECEPTIONS

	TDs	Name	School	Year
1.	16	Connor Dixon	Duquesne	2011
	16	Tyler Dube	Sacred Heart	2014
3.	15	Jordan Harris	Bryant	2012
	15	Nehari Crawford	Duquesne	2017
5.	14	Chris King	Duquesne	2014

TOUCHDOWN RECEPTIONS

	TDs	Name	School	Year
1.	22	Gary Jones	UAlbany	2002
	22	David Sinisi	Monmouth	2008
3.	21	Chris Reed	Monmouth	1998
4.	20	Justise Hairston	Central Connecticut	2006
5.	19	Jordan Brown	Bryant	2011

RECEIVING YARDS PER GAME

	Yards	Name	School	Year
1.	130.3	Michael Caputo	Saint Francis U	2005
2.	125.5	Miles Austin	Monmouth	2005
3.	124.3	Jordan Harris	Bryant	2012
4.	123.2	Kamron Lewis	Saint Francis U	2016
5.	105.5	Tyler Dube	Sacred Heart	2015

RUSHING YARDS PER GAME

	Yards	Name	School	Year
1.	171.0	Julius Chestnut	Sacred Heart	2020*
2.	167.9	Justise Hairston	Central Connecticut	2006
3.	165.0	Jordan Brown	Bryant	2011
4.	155.7	Jason Butler	Wagner	2007
5.	155.5	Ryan Fulse	Wagner	2018

2023: NEC FOOTBALL SHINES IN NATIONAL SPOTLIGHT

With exposure on prime time national television, a plethora of national recognition across several platforms and wide-ranging team and individual accomplishments, it's no surprise that Northeast Conference (NEC) football continued to grow its brand and expand its outreach in 2023.

YEAR-IN-REVIEW

The road wasn't an easy one, but at the end of the 2023 regular season, it was Duquesne that established itself as the top dog in NEC football.

There was some parity en route to determining the NEC's regular season champion and automatic qualifier for the NCAA Division I FCS Playoffs, though. Merrimack was the culprit of the drama, as the Warriors forced a de-facto championship game in North Andover on the final day of the regular season for the second time in as many years.

Already clinching at least a share of their sixth NEC regular season crown, Duquesne took care of business and won the title outright with a 26-14 victory. With the victory, the 6-1 Dukes punched the program's third ticket to the NCAA Division I FCS Playoffs.

Duquesne visited Missouri Valley Football Conference champion Youngstown, but came up short to the Penguins in the Buckeye State.

For the first time in the 28-year history of NEC football, second place in the league standings was shared by four teams as Stonehill, Merrimack, Saint Francis U and LIU each finished with 4-3 marks in conference play. The Sharks and Skyhawks closed out the slate as two of the hottest teams in the circuit, ripping off wins in three of their final four games.

WADLEY LEADS NEC ALL-AMERICA QUARTET

Four NEC football standouts added FedEx Ground Stats Perform FCS All-America distinction to their already lengthy resumés

Merrimack sophomore Donovan Wadley highlighted the honorees by earning a spot on the FCS All-America First Team as a return specialist. In the process, he became the first Warrior to garner the distinction.

A pair of LIU teammates joined Wadley on the All-America list with redshirt sophomore Eric O'Neill and redshirt senior Owen Glascoe taking home Second Team and Third Team honors, respectively.

Rounding out the NEC's FedEx Ground Stats Perform FCS All-America recipients was Saint Francis U redshirt freshman Carter Glassmyer, who was named to the Stats Perform FCS Freshman All-America Team.



The NEC also had two players earn spots on the 2023 Associated Press FCS All-America Football Third Team in O'Neill and Saint Francis U senior offensive lineman Seth Osborne.

The postseason honors continued to roll in with five NEC ballers earning All-America recognition from FCS Football Central. Wadley and O'Neill grabbed First Team and Second Team honors, respectively, while three rookies garnered Freshman All-America distinction.

NATIONAL WEEKLY RECOGNITION

The NEC landed a pair of national weekly awards this season. Stonehill defensive back Nigel Henderson became the first NEC player to garner national recognition in 2023 when he was named the FedEx Ground FCS National freshman Player of the Week following a game-sealing forced fumble at Georgetown. Saint Francis U redshirt freshman quarterback Nick Whitfield Jr. earned the same honor after he orchestrated a 22-point comeback to lead the Red Flash to a Week 9 win over Merrimack.



LEO DRAFTED BY INDIANAPOLIS COLTS

Wagner football standout and two-time Northeast Conference (NEC) Defensive Player of the Year Titus Leo was selected by the Indianapolis Colts in the sixth round of the 2023 NFL Draft on Saturday, becoming the highest draft pick in school history and the fifth highest in NEC annals.

Leo, who was selected with the 211th overall pick, reunited with former Seahawk Chris Williams in Indianapolis.



FIVE NATIONAL FINALISTS

The Northeast Conference is home to five finalists in the Stats Perform FCS Legacy Awards Program. Duquesne led the way by landing a pair of honorees.



WALTER PAYTON AWARD (Top Offensive Player)

Darius Perrantes, Duquesne
Junior, Quarterback

Perrantes led the entire FCS with a 17.7 yard-per-completion average and was 15th in the nation with an NEC-leading 21 touchdown passes. He threw for over 200 yards in every conference matchup and had multiple touchdown passes in seven games.

BUCK BUCHANAN AWARD (Top Defensive Player)

Eric O'Neill, LIU

Redshirt Sophomore, Defensive Lineman

O'Neill, who made the cut for last year's Jerry Rice Award, was second in the NEC in sacks (5.5 per game) and first in the league in tackles-for-loss (23.5). In addition, his 2.1 tackles-for-loss per contest ranked second amongst all FCS defenders.

JERRY RICE AWARD (Top Freshman Player)

Carter Glassmyer, Saint Francis U
Redshirt Freshman, Linebacker

Glassmyer totaled 90 tackles (50 solo), 6.5 tackles-for-loss, 2.5 sacks, one forced fumble and one fumble recovery. Averaging 9.0 tackles per game, he led all freshmen in the nation and finished in a tie for 27th overall in the category.

DORIS ROBINSON AWARD (Top Scholar-Athlete)

David Satkowski, Stonehill
Senior, Offensive Lineman

Satkowski graduated with a Bachelor's Degree as a secondary education major with a 3.82 GPA. and is pursuing a Graduate Certification in Diversity, Equity and Inclusion. He has volunteered at the Stoughton Homework Center.

EDDIE ROBINSON AWARD (Top Coach)

Jerry Schmitt, Duquesne

Schmitt led Duquesne to the program's sixth NEC title and third FCS Playoff appearance in 2023. The winningest coach in program history led the Dukes to a 6-1 record, marking the second-most conference wins in program history.

2024 NORTHEAST CONFERENCE FOOTBALL – WEEK 8 REPORT

WEEK ZERO

Saturday, August 24

Open Date: Central Connecticut, Duquesne, LIU, Mercyhurst, Robert Morris, Saint Francis U, Stonehill, Wagner

WEEK ONE

Thursday, August 29

Central Michigan 66, Central Connecticut 10
Mercyhurst 28, Wheeling 25
Toledo 49, Duquesne 10

Saturday, August 31

Dayton 18, Saint Francis U 10
Wagner 46, Virginia Lynchburg 7
#16 UAlbany 27, LIU 21
Utah State 36, Robert Morris 14

WEEK TWO

Saturday, September 7

Lehigh 49, Wagner 13
Saint Francis U 23, Kent State 17
Stony Brook 37, Stonehill 10
Boston College 56, Duquesne 0
Central Connecticut 33, Fordham 0
Edinboro 23, Robert Morris 21
Howard 32, Mercyhurst 31
TCU 45, LIU 0

WEEK THREE

Saturday, September 14

Robert Morris 55, Mercyhurst 28
Central Connecticut 27, Saint Francis U 20
Lehigh 20, LIU 17
Duquesne 28, #20 Youngstown State 25
Wagner 30, Delaware State 7
New Hampshire 45, Stonehill 6

WEEK FOUR

Saturday, September 21

Duquesne 35, West Virginia Wesleyan 0
Rhode Island 28, LIU 21
Stonehill 35, Sacred Heart 21
#3 Montana State 52, Mercyhurst 13
Eastern Michigan 36, Saint Francis U 0
UMass 35, Central Connecticut 31
Robert Morris 21, Wagner 14

WEEK FIVE

Saturday, September 28

Frostburg State 25, Mercyhurst 24
Eastern Kentucky 31, Robert Morris 7
#6 Villanova 24, LIU 10
FAU 41, Wagner 10

Open Date: Central Connecticut, Duquesne, Saint Francis U, Stonehill

WEEK SIX

Saturday, October 5

Yale 23, Central Connecticut 22
Wagner 28, Stonehill 7
Saint Francis U 28, Delaware State 17
Mercyhurst 55, Buffalo State 0
Duquesne 47, LIU 21

Open Date: Robert Morris

WEEK SEVEN

Saturday, October 12

Duquesne 38, Saint Francis U 7
Central Connecticut 38, Mercyhurst 20
LIU 31, Stonehill 7
Columbia 24, Wagner 6
Robert Morris 23, Delaware State 0

WEEK EIGHT

Saturday, October 19

Wagner 14, Saint Francis U 0
Robert Morris 45, LIU 31
#22 Dartmouth 20, Central Connecticut 16
Merrimack 48, Stonehill 28

Open Date: Duquesne, Mercyhurst

WEEK NINE

Saturday, October 26

Central Connecticut at LIU	ESPN+	12:00 p.m.
Mercyhurst at Sacred Heart		12:00 p.m.
Duquesne at Stonehill		1:00 p.m.
Saint Francis U at Robert Morris		2:00 p.m.
Wagner at UMass		3:30 p.m.

WEEK TEN

Saturday, November 2

Wagner at Central Connecticut	12:00 p.m.
Mercyhurst at Duquesne	12:00 p.m.
Merrimack at Robert Morris	12:00 p.m.
Stonehill at Saint Francis U	1:00 p.m.

Open Date: LIU

WEEK ELEVEN

Saturday, November 9

LIU at Sacred Heart	12:00 p.m.
Robert Morris at Duquesne	12:00 p.m.
Central Connecticut at Stonehill	1:00 p.m.
Lincoln at Mercyhurst	1:00 p.m.

Open Date: Saint Francis U, Wagner

WEEK TWELVE

Saturday, November 16

Robert Morris at Central Connecticut	12:00 p.m.
Wagner at Duquesne	12:00 p.m.
Saint Francis U at LIU	12:00 p.m.
Stonehill at Lafayette	12:30 p.m.

Open Date: Mercyhurst

WEEK THIRTEEN

Saturday, November 23

Stonehill at Robert Morris	12:00 p.m.
Duquesne at Central Connecticut	12:00 p.m.
LIU at Wagner	12:00 p.m.
Saint Francis U at Mercyhurst	1:00 p.m.



2024-25 NEC Football
Team Highs
All games

Page 1/3
as of Oct 20, 2024

POINTS	55	Mercyhurst vs Buffalo St. (10/05/2024)
	55	Robert Morris vs Mercyhurst (09/14/2024)
POINTS SCORED KICKING	13	Mercyhurst vs Buffalo St. (10/05/2024)
TOUCHDOWNS	8	Robert Morris vs Mercyhurst (09/14/2024)
TOTAL OFFENSE YARDS	572	Mercyhurst vs Buffalo St. (10/05/2024)
TOTAL OFFENSE PLAYS	79	Central Conn. St. at Saint Francis (09/14/2024)
TOTAL OFFENSE YARDS/PLAY	8.9	Robert Morris vs LIU (10/19/2024)
RUSHING YARDS	354	Stonehill vs Sacred Heart (09/21/2024)
RUSHING ATTEMPTS	60	LIU vs Stonehill (10/12/2024)
YARDS PER RUSH	11.1	Duquesne at Youngstown St. (09/14/2024)
RUSHING TDS	3	Stonehill at Merrimack (10/19/2024)
	3	LIU at Robert Morris (10/19/2024)
	3	LIU vs Stonehill (10/12/2024)
	3	Robert Morris at Wagner (09/21/2024)
	3	Stonehill vs Sacred Heart (09/21/2024)
LONGEST RUSH	97	Saint Francis vs Central Conn. St. (09/14/2024)
PASSING YARDS	365	Robert Morris vs Mercyhurst (09/14/2024)
PASSING ATTEMPTS	45	Mercyhurst at Central Conn. St. (10/12/2024)
PASSING TDS	7	Mercyhurst vs Buffalo St. (10/05/2024)
LONGEST PASS	86	Robert Morris vs LIU (10/19/2024)
PASSES COMPLETED	29	Robert Morris at Utah St. (08/31/2024)
HAD INTERCEPTED	3	Mercyhurst at Central Conn. St. (10/12/2024)
	3	Wagner at Lehigh (09/07/2024)
PASS COMPLETION PCT	80.6	Robert Morris vs Delaware St. (10/12/2024)
PASSING YARDS/ATTEMPT	13.5	Robert Morris vs LIU (10/19/2024)
YARDS PER CATCH	28.0	Wagner at Stonehill (10/05/2024)
FIELD GOAL ATTEMPTS	3	Central Conn. St. at Yale (10/05/2024)
	3	Central Conn. St. at Saint Francis (09/14/2024)
	3	Saint Francis at Kent St. (09/07/2024)
FIELD GOALS MADE	3	Central Conn. St. at Yale (10/05/2024)
	3	Saint Francis at Kent St. (09/07/2024)
LONGEST FIELD GOAL	50	Saint Francis at Kent St. (09/07/2024)
	50	Central Conn. St. at Central Mich. (08/29/2024)
FIELD GOAL PCT	100.0	Robert Morris vs Delaware St. (10/12/2024)
	100.0	LIU vs Stonehill (10/12/2024)
	100.0	Duquesne at Saint Francis (10/12/2024)
	100.0	Mercyhurst vs Buffalo St. (10/05/2024)
	100.0	Central Conn. St. at Yale (10/05/2024)
	100.0	Wagner at Fla. Atlantic (09/28/2024)
	100.0	LIU at Villanova (09/28/2024)
	100.0	Central Conn. St. at Massachusetts (09/21/2024)
	100.0	Wagner at Delaware St. (09/14/2024)
	100.0	Mercyhurst at Howard (09/07/2024)
	100.0	Saint Francis at Kent St. (09/07/2024)
	100.0	Saint Francis at Dayton (08/31/2024)
	100.0	Duquesne at Toledo (08/29/2024)
	100.0	Central Conn. St. at Central Mich. (08/29/2024)
PAT KICKS ATTEMPTED	8	Robert Morris vs Mercyhurst (09/14/2024)
PAT KICKS MADE	7	Mercyhurst vs Buffalo St. (10/05/2024)
	7	Robert Morris vs Mercyhurst (09/14/2024)



2024-25 NEC Football
Team Highs
All games

Page 2/3
as of Oct 20, 2024

PAT KICKS PCT	100.0	Stonehill at Merrimack (10/19/2024)
	100.0	Wagner vs Saint Francis (10/19/2024)
	100.0	LIU at Robert Morris (10/19/2024)
	100.0	Stonehill at LIU (10/12/2024)
	100.0	LIU vs Stonehill (10/12/2024)
	100.0	Central Conn. St. vs Mercyhurst (10/12/2024)
	100.0	Saint Francis vs Duquesne (10/12/2024)
	100.0	Duquesne at Saint Francis (10/12/2024)
	100.0	LIU at Duquesne (10/05/2024)
	100.0	Mercyhurst vs Buffalo St. (10/05/2024)
	100.0	Stonehill vs Wagner (10/05/2024)
	100.0	Wagner at Stonehill (10/05/2024)
	100.0	Central Conn. St. at Yale (10/05/2024)
	100.0	Wagner at Fla. Atlantic (09/28/2024)
	100.0	LIU at Villanova (09/28/2024)
	100.0	Robert Morris at Eastern Ky. (09/28/2024)
	100.0	Robert Morris at Wagner (09/21/2024)
	100.0	Wagner vs Robert Morris (09/21/2024)
	100.0	Central Conn. St. at Massachusetts (09/21/2024)
	100.0	Stonehill vs Sacred Heart (09/21/2024)
	100.0	LIU vs Rhode Island (09/21/2024)
	100.0	Duquesne vs West Va. Wesleyan (09/21/2024)
	100.0	Duquesne at Youngstown St. (09/14/2024)
	100.0	LIU vs Lehigh (09/14/2024)
	100.0	Central Conn. St. at Saint Francis (09/14/2024)
	100.0	Mercyhurst at Robert Morris (09/14/2024)
	100.0	Robert Morris vs Edinboro (09/07/2024)
	100.0	Central Conn. St. vs Fordham (09/07/2024)
	100.0	Stonehill at Stony Brook (09/07/2024)
	100.0	Saint Francis at Kent St. (09/07/2024)
	100.0	LIU at UAlbany (08/31/2024)
	100.0	Robert Morris at Utah St. (08/31/2024)
	100.0	Saint Francis at Dayton (08/31/2024)
	100.0	Duquesne at Toledo (08/29/2024)
	100.0	Mercyhurst at Wheeling (08/29/2024)
	100.0	Central Conn. St. at Central Mich. (08/29/2024)
2 POINTS PATS MADE	1	Robert Morris vs LIU (10/19/2024)
	1	Saint Francis at Delaware St. (10/05/2024)
	1	Mercyhurst at Robert Morris (09/14/2024)
	1	Mercyhurst at Howard (09/07/2024)
PUNTS	10	LIU at TCU (09/07/2024)
LONGEST PUNT	84	Central Conn. St. at Saint Francis (09/14/2024)
YARDS PUNTED	374	Robert Morris at Utah St. (08/31/2024)
PUNTING AVG	50.3	Central Conn. St. at Saint Francis (09/14/2024)
PUNT RETURNS	5	Duquesne at Saint Francis (10/12/2024)
	5	Mercyhurst vs Buffalo St. (10/05/2024)
	5	Robert Morris at Wagner (09/21/2024)
PUNT RETURN YARDS	107	Mercyhurst vs Buffalo St. (10/05/2024)
PUNT RETURN AVG	24.0	Central Conn. St. at Dartmouth (10/19/2024)
LONGEST PUNT RETURN	55	Mercyhurst vs Buffalo St. (10/05/2024)
KICK RETURN	6	Wagner at Lehigh (09/07/2024)
KICK RETURN YARDS	141	Saint Francis vs Central Conn. St. (09/14/2024)
KICK RETURN AVERAGE	40.0	Saint Francis at Wagner (10/19/2024)
LONGEST KICK RETURN	94	Saint Francis vs Central Conn. St. (09/14/2024)
KICK RETURN TDS	1	Saint Francis vs Central Conn. St. (09/14/2024)



2024-25 NEC Football
Team Highs
All games

Page 3/3
as of Oct 20, 2024

INTERCEPTIONS	3	Central Conn. St. vs Mercyhurst (10/12/2024)
	3	Robert Morris at Utah St. (08/31/2024)
INTERCEPTION RETURN YARDS	78	Wagner at Delaware St. (09/14/2024)
INTERCEPTION RETURN AVERAGE	40.0	Duquesne at Saint Francis (10/12/2024)
LONGEST INTERCEPTION RETURN	64	Wagner at Delaware St. (09/14/2024)
INTERCEPTION RETURN TDS	1	Duquesne at Saint Francis (10/12/2024)
FUMBLES LOST	3	Saint Francis at Delaware St. (10/05/2024)
	3	Saint Francis vs Central Conn. St. (09/14/2024)
	3	Saint Francis at Dayton (08/31/2024)
FUMBLES RECOVERED	5	Central Conn. St. vs Fordham (09/07/2024)
SACKED BY OPP	8	Saint Francis at Wagner (10/19/2024)
QB SACKS	7	Stonehill at Merrimack (10/19/2024)
	7	LIU at UAlbany (08/31/2024)
TURNOVERS COMMITTED	4	Mercyhurst at Central Conn. St. (10/12/2024)
	4	Saint Francis vs Central Conn. St. (09/14/2024)
	4	Central Conn. St. vs Fordham (09/07/2024)
	4	Wagner at Lehigh (09/07/2024)
TURNOVERS CAUSED	5	Central Conn. St. vs Fordham (09/07/2024)
KICKS BLOCKED	2	Mercyhurst vs Frostburg St. (09/28/2024)
FIRST DOWNS	13	Robert Morris vs Mercyhurst (09/14/2024)
1ST DOWN RUSHING	22	LIU vs Stonehill (10/12/2024)
1ST DOWN PASSING	18	Robert Morris vs Mercyhurst (09/14/2024)
1ST DOWN BY PENALTY	7	Mercyhurst at Central Conn. St. (10/12/2024)
PENALTIES	13	Central Conn. St. vs Mercyhurst (10/12/2024)
	13	Wagner vs Robert Morris (09/21/2024)
	13	Robert Morris at Utah St. (08/31/2024)
PENALTIES YARDS	140	Wagner vs Robert Morris (09/21/2024)



2024-25 NEC Football
Opponent Highs
All games

Page 1/3
as of Oct 20, 2024

POINTS	66	Central Conn. St. at Central Mich. (08/29/2024)
POINTS SCORED KICKING	12	Stonehill at Merrimack (10/19/2024)
	12	Saint Francis at Eastern Mich. (09/21/2024)
	12	Robert Morris at Utah St. (08/31/2024)
	12	Central Conn. St. at Central Mich. (08/29/2024)
TOUCHDOWNS	9	Central Conn. St. at Central Mich. (08/29/2024)
TOTAL OFFENSE YARDS	646	Robert Morris at Utah St. (08/31/2024)
TOTAL OFFENSE PLAYS	79	Saint Francis vs Central Conn. St. (09/14/2024)
TOTAL OFFENSE YARDS/PLAY	9.6	Robert Morris at Utah St. (08/31/2024)
RUSHING YARDS	375	Stonehill at Merrimack (10/19/2024)
RUSHING ATTEMPTS	60	Stonehill at LIU (10/12/2024)
YARDS PER RUSH	9.8	Robert Morris at Utah St. (08/31/2024)
RUSHING TDS	5	Wagner at Fla. Atlantic (09/28/2024)
LONGEST RUSH	97	Central Conn. St. at Saint Francis (09/14/2024)
PASSING YARDS	439	Stonehill at New Hampshire (09/14/2024)
PASSING ATTEMPTS	45	Central Conn. St. vs Mercyhurst (10/12/2024)
PASSING TDS	6	Stonehill at New Hampshire (09/14/2024)
	6	Mercyhurst at Robert Morris (09/14/2024)
LONGEST PASS	89	Saint Francis at Eastern Mich. (09/21/2024)
PASSES COMPLETED	27	Robert Morris vs Mercyhurst (09/14/2024)
HAD INTERCEPTED	3	Central Conn. St. vs Mercyhurst (10/12/2024)
	3	Robert Morris at Utah St. (08/31/2024)
PASS COMPLETION PCT	84.6	Duquesne at Boston College (09/07/2024)
PASSING YARDS/ATTEMPT	19.8	Duquesne at Boston College (09/07/2024)
YARDS PER CATCH	28.0	Stonehill vs Wagner (10/05/2024)
FIELD GOAL ATTEMPTS	3	Central Conn. St. at Dartmouth (10/19/2024)
	3	Saint Francis at Eastern Mich. (09/21/2024)
	3	Saint Francis vs Central Conn. St. (09/14/2024)
	3	Mercyhurst at Howard (09/07/2024)
	3	Robert Morris at Utah St. (08/31/2024)
FIELD GOALS MADE	3	Saint Francis at Eastern Mich. (09/21/2024)
	3	Robert Morris at Utah St. (08/31/2024)
LONGEST FIELD GOAL	53	Stonehill at Merrimack (10/19/2024)
FIELD GOAL PCT	100.0	Stonehill at Merrimack (10/19/2024)
	100.0	Stonehill at LIU (10/12/2024)
	100.0	Wagner vs Columbia (10/12/2024)
	100.0	Saint Francis vs Duquesne (10/12/2024)
	100.0	Saint Francis at Delaware St. (10/05/2024)
	100.0	Wagner at Fla. Atlantic (09/28/2024)
	100.0	Robert Morris at Eastern Ky. (09/28/2024)
	100.0	Saint Francis at Eastern Mich. (09/21/2024)
	100.0	Mercyhurst at Montana St. (09/21/2024)
	100.0	Stonehill at New Hampshire (09/14/2024)
	100.0	Duquesne at Youngstown St. (09/14/2024)
	100.0	Central Conn. St. vs Fordham (09/07/2024)
	100.0	Stonehill at Stony Brook (09/07/2024)
	100.0	LIU at UAlbany (08/31/2024)
	100.0	Robert Morris at Utah St. (08/31/2024)
	100.0	Saint Francis at Dayton (08/31/2024)
	100.0	Mercyhurst at Wheeling (08/29/2024)
	100.0	Central Conn. St. at Central Mich. (08/29/2024)
PAT KICKS ATTEMPTED	9	Central Conn. St. at Central Mich. (08/29/2024)
PAT KICKS MADE	9	Central Conn. St. at Central Mich. (08/29/2024)



2024-25 NEC Football
Opponent Highs
All games

Page 2/3
as of Oct 20, 2024

PAT KICKS PCT	100.0	Central Conn. St. at Dartmouth (10/19/2024)
	100.0	Stonehill at Merrimack (10/19/2024)
	100.0	Saint Francis at Wagner (10/19/2024)
	100.0	Robert Morris vs LIU (10/19/2024)
	100.0	LIU vs Stonehill (10/12/2024)
	100.0	Stonehill at LIU (10/12/2024)
	100.0	Mercyhurst at Central Conn. St. (10/12/2024)
	100.0	Wagner vs Columbia (10/12/2024)
	100.0	Duquesne at Saint Francis (10/12/2024)
	100.0	Saint Francis vs Duquesne (10/12/2024)
	100.0	Duquesne vs LIU (10/05/2024)
	100.0	Saint Francis at Delaware St. (10/05/2024)
	100.0	Wagner at Stonehill (10/05/2024)
	100.0	Stonehill vs Wagner (10/05/2024)
	100.0	Central Conn. St. at Yale (10/05/2024)
	100.0	Wagner at Fla. Atlantic (09/28/2024)
	100.0	LIU at Villanova (09/28/2024)
	100.0	Robert Morris at Eastern Ky. (09/28/2024)
	100.0	Mercyhurst vs Frostburg St. (09/28/2024)
	100.0	Wagner vs Robert Morris (09/21/2024)
	100.0	Robert Morris at Wagner (09/21/2024)
	100.0	Central Conn. St. at Massachusetts (09/21/2024)
	100.0	Mercyhurst at Montana St. (09/21/2024)
	100.0	Stonehill vs Sacred Heart (09/21/2024)
	100.0	LIU vs Rhode Island (09/21/2024)
	100.0	Stonehill at New Hampshire (09/14/2024)
	100.0	Wagner at Delaware St. (09/14/2024)
	100.0	Duquesne at Youngstown St. (09/14/2024)
	100.0	LIU vs Lehigh (09/14/2024)
	100.0	Saint Francis vs Central Conn. St. (09/14/2024)
	100.0	Robert Morris vs Mercyhurst (09/14/2024)
	100.0	LIU at TCU (09/07/2024)
	100.0	Robert Morris vs Edinboro (09/07/2024)
	100.0	Duquesne at Boston College (09/07/2024)
	100.0	Saint Francis at Kent St. (09/07/2024)
	100.0	Wagner at Lehigh (09/07/2024)
	100.0	LIU at UAlbany (08/31/2024)
	100.0	Wagner vs Virginia-Lynchburg (08/31/2024)
	100.0	Saint Francis at Dayton (08/31/2024)
	100.0	Duquesne at Toledo (08/29/2024)
	100.0	Mercyhurst at Wheeling (08/29/2024)
	100.0	Central Conn. St. at Central Mich. (08/29/2024)
2 POINTS PATS MADE	1	LIU at Robert Morris (10/19/2024)
	1	Mercyhurst vs Frostburg St. (09/28/2024)
	1	Duquesne at Youngstown St. (09/14/2024)
	1	Robert Morris vs Mercyhurst (09/14/2024)
	1	Mercyhurst at Wheeling (08/29/2024)
PUNTS	9	Wagner vs Saint Francis (10/19/2024)
LONGEST PUNT	84	Saint Francis vs Central Conn. St. (09/14/2024)
YARDS PUNTED	364	Wagner vs Saint Francis (10/19/2024)
PUNTING AVG	50.3	Saint Francis vs Central Conn. St. (09/14/2024)
PUNT RETURNS	5	Saint Francis vs Duquesne (10/12/2024)
	5	Wagner vs Robert Morris (09/21/2024)
	5	LIU at TCU (09/07/2024)
	5	Duquesne at Boston College (09/07/2024)
PUNT RETURN YARDS	132	Central Conn. St. at Central Mich. (08/29/2024)



2024-25 NEC Football
Opponent Highs
All games

Page 3/3
as of Oct 20, 2024

PUNT RETURN AVG	33.0	Central Conn. St. at Central Mich. (08/29/2024)
LONGEST PUNT RETURN	68	Central Conn. St. at Central Mich. (08/29/2024)
KICK RETURN	8	Mercyhurst vs Buffalo St. (10/05/2024)
KICK RETURN YARDS	148	Wagner at Delaware St. (09/14/2024)
KICK RETURN AVERAGE	40.0	Wagner vs Saint Francis (10/19/2024)
LONGEST KICK RETURN	94	Central Conn. St. at Saint Francis (09/14/2024)
KICK RETURN TDS	1 1	Central Conn. St. at Saint Francis (09/14/2024) Central Conn. St. at Central Mich. (08/29/2024)
INTERCEPTIONS	3 3	Mercyhurst at Central Conn. St. (10/12/2024) Wagner at Lehigh (09/07/2024)
INTERCEPTION RETURN YARDS	47	Wagner at Lehigh (09/07/2024)
INTERCEPTION RETURN AVERAGE	46.0	Central Conn. St. at Central Mich. (08/29/2024)
LONGEST INTERCEPTION RETURN	46	Central Conn. St. at Central Mich. (08/29/2024)
INTERCEPTION RETURN TDS	1 1 1 1	Saint Francis vs Duquesne (10/12/2024) Duquesne at Boston College (09/07/2024) Wagner at Lehigh (09/07/2024) Central Conn. St. at Central Mich. (08/29/2024)
FUMBLES LOST	5	Central Conn. St. vs Fordham (09/07/2024)
FUMBLES RECOVERED	3 3 3	Saint Francis at Delaware St. (10/05/2024) Saint Francis vs Central Conn. St. (09/14/2024) Saint Francis at Dayton (08/31/2024)
SACKED BY OPP	8	Saint Francis at Wagner (10/19/2024)
QB SACKS	6 6	Stonehill at Merrimack (10/19/2024) Mercyhurst vs Buffalo St. (10/05/2024)
TURNOVERS COMMITTED	5	Central Conn. St. vs Fordham (09/07/2024)
TURNOVERS CAUSED	5	Central Conn. St. vs Fordham (09/07/2024)
KICKS BLOCKED	1 1 1 1 1 1	Robert Morris vs LIU (10/19/2024) LIU at Duquesne (10/05/2024) Mercyhurst vs Buffalo St. (10/05/2024) Saint Francis vs Central Conn. St. (09/14/2024) Mercyhurst at Howard (09/07/2024) Stonehill at Stony Brook (09/07/2024)
FIRST DOWNS	14	Central Conn. St. at Central Mich. (08/29/2024)
1ST DOWN RUSHING	22	Stonehill at LIU (10/12/2024)
1ST DOWN PASSING	18	Mercyhurst at Robert Morris (09/14/2024)
1ST DOWN BY PENALTY	7	Central Conn. St. vs Mercyhurst (10/12/2024)
PENALTIES	15	Central Conn. St. at Massachusetts (09/21/2024)
PENALTIES YARDS	140	Robert Morris at Wagner (09/21/2024)



2024-25 NEC Football
Team Lows
All games

Page 1/1
as of Oct 20, 2024

TOTAL OFFENSE YARDS	127	LIU at TCU (09/07/2024)
TOTAL OFFENSE YARDS/PLAY	2.3	LIU at TCU (09/07/2024)
RUSHING YARDS	17	Mercyhurst at Central Conn. St. (10/12/2024)
RUSHING ATTEMPTS	17	Duquesne at Youngstown St. (09/14/2024)
YARDS PER RUSH	0.7	Saint Francis at Wagner (10/19/2024)
LONGEST RUSH	6	Wagner vs Saint Francis (10/19/2024)
PASSING ATTEMPTS	10	Stonehill vs Sacred Heart (09/21/2024)
PASSING YARDS	64	Stonehill vs Sacred Heart (09/21/2024)
YARDS PER COMPLETION	7.3	Saint Francis vs Central Conn. St. (09/14/2024)
PASSES COMPLETED	4	LIU vs Stonehill (10/12/2024)
PASS COMPLETION PCT	30.4	Stonehill at New Hampshire (09/14/2024)
LONGEST PASS	18	LIU at Villanova (09/28/2024)
	18	Wagner at Lehigh (09/07/2024)
FIRST DOWNS	0	Wagner vs Robert Morris (09/21/2024)
	0	Duquesne at Boston College (09/07/2024)
1ST DOWN RUSHING	2	Stonehill at LIU (10/12/2024)
	2	Saint Francis vs Duquesne (10/12/2024)
	2	Wagner at Fla. Atlantic (09/28/2024)
	2	Central Conn. St. at Massachusetts (09/21/2024)
	2	LIU at TCU (09/07/2024)
1ST DOWN PASSING	3	LIU vs Stonehill (10/12/2024)
1ST DOWN BY PENALTY	0	Wagner vs Saint Francis (10/19/2024)
	0	Saint Francis at Wagner (10/19/2024)
	0	Robert Morris vs LIU (10/19/2024)
	0	LIU at Robert Morris (10/19/2024)
	0	Robert Morris vs Delaware St. (10/12/2024)
	0	LIU vs Stonehill (10/12/2024)
	0	Duquesne at Saint Francis (10/12/2024)
	0	Saint Francis at Delaware St. (10/05/2024)
	0	Wagner vs Robert Morris (09/21/2024)
	0	Stonehill at New Hampshire (09/14/2024)
	0	Saint Francis vs Central Conn. St. (09/14/2024)
	0	Robert Morris vs Mercyhurst (09/14/2024)
	0	Robert Morris vs Edinboro (09/07/2024)
	0	Saint Francis at Kent St. (09/07/2024)
	0	Wagner at Lehigh (09/07/2024)
PENALTIES	0	Wagner vs Saint Francis (10/19/2024)
PENALTIES YARDS	0	Wagner vs Saint Francis (10/19/2024)



2024-25 NEC Football
Opponent Lows
All games

Page 1/1
as of Oct 20, 2024

TOTAL OFFENSE YARDS	135	LIU vs Stonehill (10/12/2024)
TOTAL OFFENSE YARDS/PLAY	2.5	Mercyhurst vs Buffalo St. (10/05/2024)
RUSHING YARDS	-26	Wagner vs Virginia-Lynchburg (08/31/2024)
RUSHING ATTEMPTS	16	Wagner vs Virginia-Lynchburg (08/31/2024)
YARDS PER RUSH	-1.6	Wagner vs Virginia-Lynchburg (08/31/2024)
LONGEST RUSH	5	Wagner vs Virginia-Lynchburg (08/31/2024)
PASSING ATTEMPTS	8	Wagner at Lehigh (09/07/2024)
PASSING YARDS	75	Stonehill at LIU (10/12/2024)
YARDS PER COMPLETION	6.9	Mercyhurst vs Buffalo St. (10/05/2024)
PASSES COMPLETED	4	Stonehill at LIU (10/12/2024)
PASS COMPLETION PCT	30.8	Stonehill at LIU (10/12/2024)
LONGEST PASS	20	Duquesne vs West Va. Wesleyan (09/21/2024)
FIRST DOWNS	0 0 0	Mercyhurst vs Buffalo St. (10/05/2024) Robert Morris at Wagner (09/21/2024) Central Conn. St. vs Fordham (09/07/2024)
1ST DOWN RUSHING	1	Duquesne vs West Va. Wesleyan (09/21/2024)
1ST DOWN PASSING	3 3 3	Stonehill at Merrimack (10/19/2024) Stonehill at LIU (10/12/2024) Wagner at Lehigh (09/07/2024)
1ST DOWN BY PENALTY	0 0 0 0 0 0 0 0 0 0 0 0	Saint Francis at Wagner (10/19/2024) Wagner vs Saint Francis (10/19/2024) LIU at Robert Morris (10/19/2024) Robert Morris vs LIU (10/19/2024) Stonehill at LIU (10/12/2024) Wagner vs Columbia (10/12/2024) Saint Francis vs Duquesne (10/12/2024) Robert Morris at Eastern Ky. (09/28/2024) Robert Morris at Wagner (09/21/2024) Central Conn. St. at Saint Francis (09/14/2024) Mercyhurst at Robert Morris (09/14/2024)
PENALTIES	0	Saint Francis at Wagner (10/19/2024)
PENALTIES YARDS	0	Saint Francis at Wagner (10/19/2024)



2024-25 NEC Football
Conference Individual Game Highs
All games

Page 1/8
as of Oct 20, 2024

INDIVIDUAL PLAYER GAME HIGHS

Points scored	
18	Brian Trobel (Mercyhurst) at Central Conn. St. (10/12/2024)
12	Shawn Charles (Robert Morris) vs LIU (10/19/2024)
12	DJ Moyer (Robert Morris) vs LIU (10/19/2024)
12	Paul Marsh, Jr. (Central Conn. St.) vs Mercyhurst (10/12/2024)
12	Rickey Spruill (Wagner) at Stonehill (10/05/2024)
12	Nathan Nagucki (Mercyhurst) vs Buffalo St. (10/05/2024)
12	Braydon Black (Mercyhurst) vs Buffalo St. (10/05/2024)
12	Cameron Barmore (Mercyhurst) vs Buffalo St. (10/05/2024)
12	Markell Holman (Saint Francis) at Delaware St. (10/05/2024)
12	Joey Isabella (Duquesne) vs LIU (10/05/2024)
12	Tedy Afful (Duquesne) vs LIU (10/05/2024)
12	Brian Trobel (Mercyhurst) vs Frostburg St. (09/28/2024)
12	Tyvon Edmonds Jr. (Robert Morris) at Wagner (09/21/2024)
12	Elijah Howard (Central Conn. St.) at Massachusetts (09/21/2024)
12	Jarel Washington (Stonehill) vs Sacred Heart (09/21/2024)
12	Jermaine Johnson (Duquesne) vs West Va. Wesleyan (09/21/2024)
12	Tedy Afful (Duquesne) at Youngstown St. (09/14/2024)
12	Michael Love (LIU) vs Lehigh (09/14/2024)
12	Noah Robinson (Robert Morris) vs Mercyhurst (09/14/2024)
12	Cameron Barmore (Mercyhurst) at Robert Morris (09/14/2024)
12	Cameron Barmore (Mercyhurst) at Howard (09/07/2024)
12	Jaylen Bonelli (Wagner) vs Virginia-Lynchburg (08/31/2024)
12	Cameron Barmore (Mercyhurst) at Wheeling (08/29/2024)
Touchdowns	
3	Brian Trobel (Mercyhurst) at Central Conn. St. (10/12/2024)
2	Shawn Charles (Robert Morris) vs LIU (10/19/2024)
2	DJ Moyer (Robert Morris) vs LIU (10/19/2024)
2	Paul Marsh, Jr. (Central Conn. St.) vs Mercyhurst (10/12/2024)
2	Rickey Spruill (Wagner) at Stonehill (10/05/2024)
2	Braydon Black (Mercyhurst) vs Buffalo St. (10/05/2024)
2	Cameron Barmore (Mercyhurst) vs Buffalo St. (10/05/2024)
2	Markell Holman (Saint Francis) at Delaware St. (10/05/2024)
2	Joey Isabella (Duquesne) vs LIU (10/05/2024)
2	Tedy Afful (Duquesne) vs LIU (10/05/2024)
2	Brian Trobel (Mercyhurst) vs Frostburg St. (09/28/2024)
2	Tyvon Edmonds Jr. (Robert Morris) at Wagner (09/21/2024)
2	Elijah Howard (Central Conn. St.) at Massachusetts (09/21/2024)
2	Jarel Washington (Stonehill) vs Sacred Heart (09/21/2024)
2	Jermaine Johnson (Duquesne) vs West Va. Wesleyan (09/21/2024)
2	Tedy Afful (Duquesne) at Youngstown St. (09/14/2024)
2	Michael Love (LIU) vs Lehigh (09/14/2024)
2	Noah Robinson (Robert Morris) vs Mercyhurst (09/14/2024)
2	Cameron Barmore (Mercyhurst) at Robert Morris (09/14/2024)
2	Cameron Barmore (Mercyhurst) at Howard (09/07/2024)
2	Jaylen Bonelli (Wagner) vs Virginia-Lynchburg (08/31/2024)
2	Cameron Barmore (Mercyhurst) at Wheeling (08/29/2024)
TD responsibility	
6	Darius Perrantes (Duquesne) vs LIU (10/05/2024) [1r,5p]
6	Adam Urena (Mercyhurst) vs Buffalo St. (10/05/2024) [0r,6p]
Points scored kicking	
12	Nathan Nagucki (Mercyhurst) vs Buffalo St. (10/05/2024) [2fg,6pat]
Total offense yards	
369	Ethan Greenwood (LIU) at Robert Morris (10/19/2024) [147r,222p]



**2024-25 NEC Football
Conference Individual Game Highs
All games**

Page 2/8
as of Oct 20, 2024

339	Anthony Chiccitt (Robert Morris) vs LIU (10/19/2024) [-12r,351p]
Total offense plays	
52	Adam Urena (Mercyhurst) at Montana St. (09/21/2024) [8r,44p]
51	Ethan Greenwood (LIU) at Robert Morris (10/19/2024) [25r,26p]
Total offense yards/play	
36	Ricky Ortega (Central Conn. St.) at Dartmouth (10/19/2024) [36-1]
31	Carl Smith (Robert Morris) vs LIU (10/19/2024) [31-1]
Rushing yards	
204	JaMario Clements (Duquesne) at Youngstown St. (09/14/2024)
184	Ethan Greenwood (LIU) vs Stonehill (10/12/2024)
184	Jarel Washington (Stonehill) vs Sacred Heart (09/21/2024)
Rushing attempts	
27	Elijah Howard (Central Conn. St.) vs Mercyhurst (10/12/2024)
26	Ethan Greenwood (LIU) vs Stonehill (10/12/2024)
Yards per rush	
31	Carl Smith (Robert Morris) vs LIU (10/19/2024) [31-1]
28	Amare Lattimore (Mercyhurst) vs Buffalo St. (10/05/2024) [28-1]
Rushing TDs	
2	DJ Moyer (Robert Morris) vs LIU (10/19/2024)
2	Brian Trobel (Mercyhurst) at Central Conn. St. (10/12/2024)
2	Markell Holman (Saint Francis) at Delaware St. (10/05/2024)
2	Tyvon Edmonds Jr. (Robert Morris) at Wagner (09/21/2024)
2	Jarel Washington (Stonehill) vs Sacred Heart (09/21/2024)
Longest rush	
97	DeMarcus McElroy (Saint Francis) vs Central Conn. St. (09/14/2024)
75	JaMario Clements (Duquesne) at Youngstown St. (09/14/2024)
Passing yards	
351	Anthony Chiccitt (Robert Morris) vs LIU (10/19/2024)
312	Adam Urena (Mercyhurst) vs Buffalo St. (10/05/2024)
Passing attempts	
45	Adam Urena (Mercyhurst) at Central Conn. St. (10/12/2024)
44	Adam Urena (Mercyhurst) at Montana St. (09/21/2024)
Passing TDs	
6	Adam Urena (Mercyhurst) vs Buffalo St. (10/05/2024)
5	Darius Perrantes (Duquesne) vs LIU (10/05/2024)
5	Anthony Chiccitt (Robert Morris) vs Mercyhurst (09/14/2024)
Longest pass	
86	Anthony Chiccitt (Robert Morris) vs LIU (10/19/2024)
77	Jake Cady (Wagner) at Stonehill (10/05/2024)
Passes completed	
28	Adam Urena (Mercyhurst) at Montana St. (09/21/2024)
27	Adam Urena (Mercyhurst) at Robert Morris (09/14/2024)
Had intercepted	
3	Adam Urena (Mercyhurst) at Central Conn. St. (10/12/2024)
3	Damien Mazil (Wagner) at Lehigh (09/07/2024)
Pass completion pct	
100	Ricky Ortega (Central Conn. St.) at Dartmouth (10/19/2024) [1-1]
100	Jared Lewis (LIU) at Robert Morris (10/19/2024) [1-1]
100	Luca Stanzani (LIU) at Robert Morris (10/19/2024) [1-1]
100	Jared Lewis (LIU) vs Stonehill (10/12/2024) [1-1]
100	Jeff Hoenstine (Saint Francis) vs Duquesne (10/12/2024) [1-1]
100	Jordan Heisey (Duquesne) vs LIU (10/05/2024) [1-1]
100	Alex Gevaudan (Mercyhurst) vs Buffalo St. (10/05/2024) [2-2]
100	Shawn Charles (Robert Morris) at Eastern Ky. (09/28/2024) [1-1]
100	Zach Tanner (Robert Morris) vs Mercyhurst (09/14/2024) [4-4]



2024-25 NEC Football
Conference Individual Game Highs
All games

Page 3/8
as of Oct 20, 2024

100	Aidan Clark (Central Conn. St.) at Saint Francis (09/14/2024) [1-1]
100	Shawn Charles (Robert Morris) at Utah St. (08/31/2024) [1-1]
100	Jack Stevens (Wagner) vs Virginia-Lynchburg (08/31/2024) [2-2]
Pass yards/attempt	
36	Ricky Ortega (Central Conn. St.) at Dartmouth (10/19/2024) [36-1]
30	Jeff Hoenstine (Saint Francis) vs Duquesne (10/12/2024) [30-1]
Pass yards/catch	
36	Ricky Ortega (Central Conn. St.) at Dartmouth (10/19/2024) [36-1]
30	Jeff Hoenstine (Saint Francis) vs Duquesne (10/12/2024) [30-1]
Receiving yards	
149	Jaylen Bonelli (Wagner) at Delaware St. (09/14/2024)
141	Shawn Charles (Robert Morris) vs LIU (10/19/2024)
Receptions	
11	Jaylen Bonelli (Wagner) vs Columbia (10/12/2024)
9	Noah Robinson (Robert Morris) at Eastern Ky. (09/28/2024)
9	Cameron Barmore (Mercyhurst) at Robert Morris (09/14/2024)
Yards per catch	
121	Shawn Charles (Robert Morris) vs LIU (10/19/2024) [6-141]
116	Noah Robinson (Robert Morris) vs LIU (10/19/2024) [6-126]
Receiving TDs	
2	Shawn Charles (Robert Morris) vs LIU (10/19/2024)
2	Paul Marsh, Jr. (Central Conn. St.) vs Mercyhurst (10/12/2024)
2	Tedy Afful (Duquesne) vs LIU (10/05/2024)
2	Joey Isabella (Duquesne) vs LIU (10/05/2024)
2	Cameron Barmore (Mercyhurst) vs Buffalo St. (10/05/2024)
2	Braydon Black (Mercyhurst) vs Buffalo St. (10/05/2024)
2	Jermaine Johnson (Duquesne) vs West Va. Wesleyan (09/21/2024)
2	Tedy Afful (Duquesne) at Youngstown St. (09/14/2024)
2	Cameron Barmore (Mercyhurst) at Robert Morris (09/14/2024)
2	Noah Robinson (Robert Morris) vs Mercyhurst (09/14/2024)
2	Michael Love (LIU) vs Lehigh (09/14/2024)
2	Cameron Barmore (Mercyhurst) at Howard (09/07/2024)
2	Jaylen Bonelli (Wagner) vs Virginia-Lynchburg (08/31/2024)
2	Cameron Barmore (Mercyhurst) at Wheeling (08/29/2024)
Longest reception	
86	Shawn Charles (Robert Morris) vs LIU (10/19/2024)
77	Jeremiah Colclough (Wagner) at Stonehill (10/05/2024)
Field goal attempts	
3	Jack Barnum (Central Conn. St.) at Yale (10/05/2024)
3	Jack Barnum (Central Conn. St.) at Saint Francis (09/14/2024)
3	Mac Plummer (Saint Francis) at Kent St. (09/07/2024)
Field goals made	
3	Jack Barnum (Central Conn. St.) at Yale (10/05/2024)
3	Mac Plummer (Saint Francis) at Kent St. (09/07/2024)
Longest field goal	
50	Mac Plummer (Saint Francis) at Kent St. (09/07/2024)
50	Jack Barnum (Central Conn. St.) at Central Mich. (08/29/2024)
Field goal pct	
100	Jayson Jenkins (Robert Morris) vs Delaware St. (10/12/2024) [1-1]
100	Michael Coney (LIU) vs Stonehill (10/12/2024) [1-1]
100	Brian Bruzdewicz (Duquesne) at Saint Francis (10/12/2024) [1-1]
100	Nathan Nagucki (Mercyhurst) vs Buffalo St. (10/05/2024) [2-2]
100	Jack Barnum (Central Conn. St.) at Yale (10/05/2024) [3-3]
100	Matthew Schwindt (Wagner) at Fla. Atlantic (09/28/2024) [1-1]
100	Michael Coney (LIU) at Villanova (09/28/2024) [1-1]



2024-25 NEC Football
Conference Individual Game Highs
All games

Page 4/8
as of Oct 20, 2024

100	Jack Barnum (Central Conn. St.) at Massachusetts (09/21/2024) [1-1]
100	Drew Borner (Wagner) at Delaware St. (09/14/2024) [1-1]
100	Nathan Nagucki (Mercyhurst) at Howard (09/07/2024) [1-1]
100	Mac Plummer (Saint Francis) at Kent St. (09/07/2024) [3-3]
100	Mac Plummer (Saint Francis) at Dayton (08/31/2024) [1-1]
100	Ryan Liszner (Wagner) vs Virginia-Lynchburg (08/31/2024) [1-1]
100	Brian Bruzdewicz (Duquesne) at Toledo (08/29/2024) [1-1]
100	Jack Barnum (Central Conn. St.) at Central Mich. (08/29/2024) [1-1]
PAT kicks attempted	
8	Jayson Jenkins (Robert Morris) vs Mercyhurst (09/14/2024)
PAT kicks made	
7	Jayson Jenkins (Robert Morris) vs Mercyhurst (09/14/2024)
PAT kicks pct	
100	Danny Hurley (Stonehill) at Merrimack (10/19/2024) [4-4]
100	Matthew Schwindt (Wagner) vs Saint Francis (10/19/2024) [2-2]
100	Michael Coney (LIU) at Robert Morris (10/19/2024) [4-4]
100	Michael Coney (LIU) vs Stonehill (10/12/2024) [4-4]
100	Danny Hurley (Stonehill) at LIU (10/12/2024) [1-1]
100	Jack Barnum (Central Conn. St.) vs Mercyhurst (10/12/2024) [5-5]
100	Brian Bruzdewicz (Duquesne) at Saint Francis (10/12/2024) [4-4]
100	Joey Corado (Duquesne) at Saint Francis (10/12/2024) [1-1]
100	Mac Plummer (Saint Francis) vs Duquesne (10/12/2024) [1-1]
100	Matthew Schwindt (Wagner) at Stonehill (10/05/2024) [4-4]
100	Danny Hurley (Stonehill) vs Wagner (10/05/2024) [1-1]
100	Nathan Nagucki (Mercyhurst) vs Buffalo St. (10/05/2024) [6-6]
100	Michael Coney (LIU) at Duquesne (10/05/2024) [3-3]
100	Andrew Smith (Duquesne) vs LIU (10/05/2024) [4-4]
100	Jack Barnum (Central Conn. St.) at Yale (10/05/2024) [1-1]
100	Ryan Liszner (Wagner) at Fla. Atlantic (09/28/2024) [1-1]
100	Michael Coney (LIU) at Villanova (09/28/2024) [1-1]
100	Jayson Jenkins (Robert Morris) at Eastern Ky. (09/28/2024) [1-1]
100	Matthew Schwindt (Wagner) vs Robert Morris (09/21/2024) [2-2]
100	Jayson Jenkins (Robert Morris) at Wagner (09/21/2024) [3-3]
100	Jack Barnum (Central Conn. St.) at Massachusetts (09/21/2024) [4-4]
100	Danny Hurley (Stonehill) vs Sacred Heart (09/21/2024) [5-5]
100	Michael Coney (LIU) vs Rhode Island (09/21/2024) [3-3]
100	Andrew Smith (Duquesne) vs West Va. Wesleyan (09/21/2024) [1-1]
100	Brian Bruzdewicz (Duquesne) vs West Va. Wesleyan (09/21/2024) [4-4]
100	Brian Bruzdewicz (Duquesne) at Youngstown St. (09/14/2024) [4-4]
100	Michael Coney (LIU) vs Lehigh (09/14/2024) [2-2]
100	Jack Barnum (Central Conn. St.) at Saint Francis (09/14/2024) [3-3]
100	Nathan Nagucki (Mercyhurst) at Robert Morris (09/14/2024) [2-2]
100	Jack Barnum (Central Conn. St.) vs Fordham (09/07/2024) [4-4]
100	Jayson Jenkins (Robert Morris) vs Edinboro (09/07/2024) [3-3]
100	Danny Hurley (Stonehill) at Stony Brook (09/07/2024) [1-1]
100	Mac Plummer (Saint Francis) at Kent St. (09/07/2024) [2-2]
100	Michael Coney (LIU) at UAlbany (08/31/2024) [3-3]
100	Jayson Jenkins (Robert Morris) at Utah St. (08/31/2024) [2-2]
100	Drew Borner (Wagner) vs Virginia-Lynchburg (08/31/2024) [1-1]
100	Mac Plummer (Saint Francis) at Dayton (08/31/2024) [1-1]
100	Brian Bruzdewicz (Duquesne) at Toledo (08/29/2024) [1-1]
100	Nathan Nagucki (Mercyhurst) at Wheeling (08/29/2024) [4-4]
100	Jack Barnum (Central Conn. St.) at Central Mich. (08/29/2024) [1-1]
Punts	
10	Will Lynch (LIU) at TCU (09/07/2024)
9	Aidan Cirulli (Saint Francis) at Wagner (10/19/2024)



2024-25 NEC Football
Conference Individual Game Highs
All games

Page 5/8
as of Oct 20, 2024

9	Steven Earnest (Robert Morris) at Eastern Ky. (09/28/2024)
9	Steven Earnest (Robert Morris) at Utah St. (08/31/2024)
Yards punted	
374	Steven Earnest (Robert Morris) at Utah St. (08/31/2024) [9-374]
364	Aidan Cirulli (Saint Francis) at Wagner (10/19/2024) [9-364]
Longest punt	
84	Aidan Clark (Central Conn. St.) at Saint Francis (09/14/2024)
Punting avg	
50.3	Aidan Clark (Central Conn. St.) at Saint Francis (09/14/2024) [302-6]
Punt returns	
5	John Erby (Duquesne) at Saint Francis (10/12/2024)
5	Tahseen Howard (Robert Morris) at Wagner (09/21/2024)
Punt return yards	
107	Chaz Davis (Mercyhurst) vs Buffalo St. (10/05/2024)
55	Tahseen Howard (Robert Morris) at Wagner (09/21/2024)
Longest punt return	
55	Chaz Davis (Mercyhurst) vs Buffalo St. (10/05/2024)
43	Tahseen Howard (Robert Morris) at Wagner (09/21/2024)
Punt return avg	
26.8	Chaz Davis (Mercyhurst) vs Buffalo St. (10/05/2024) [107-4]
24	Jaden Sasu (Central Conn. St.) at Dartmouth (10/19/2024) [24-1]
24	Leisaan Hibbert (LIU) vs Rhode Island (09/21/2024) [24-1]
Kick returns	
5	Sam Martin (Wagner) at Lehigh (09/07/2024)
Kick return yards	
121	Kyree Drake (Stonehill) at Stony Brook (09/07/2024)
112	DaMario Crawford (Saint Francis) vs Central Conn. St. (09/14/2024)
Kick return avg	
56	DaMario Crawford (Saint Francis) vs Central Conn. St. (09/14/2024) [112-2]
44	Trenell Ridgley (Robert Morris) vs Edinboro (09/07/2024) [44-1]
Longest kick return	
94	DaMario Crawford (Saint Francis) vs Central Conn. St. (09/14/2024)
70	Kyree Drake (Stonehill) at Stony Brook (09/07/2024)
Kick return TDs	
1	DaMario Crawford (Saint Francis) vs Central Conn. St. (09/14/2024)
Combined PR/KR yards	
121	Kyree Drake (Stonehill) at Stony Brook (09/07/2024) [0pr,121kr]
112	DaMario Crawford (Saint Francis) vs Central Conn. St. (09/14/2024) [0pr,112kr]
Interceptions	
2	Tyris Harvey (Robert Morris) at Utah St. (08/31/2024)
Interception return yds	
64	Zachary Ricci (Wagner) at Delaware St. (09/14/2024)
40	Ty Howard (Duquesne) at Saint Francis (10/12/2024)
Interception return avg	
64	Zachary Ricci (Wagner) at Delaware St. (09/14/2024) [64-1]
40	Ty Howard (Duquesne) at Saint Francis (10/12/2024) [40-1]
Longest interception rtn	
64	Zachary Ricci (Wagner) at Delaware St. (09/14/2024)
40	Ty Howard (Duquesne) at Saint Francis (10/12/2024)
All-purpose yards	
225	Chaz Davis (Mercyhurst) vs Buffalo St. (10/05/2024)
222	Michael Love (LIU) at Duquesne (10/05/2024)
Tackles	
18	Kimal Clark (Central Conn. St.) at Massachusetts (09/21/2024) [8-10]



**2024-25 NEC Football
Conference Individual Game Highs
All games**

Page 6/8
as of Oct 20, 2024

Sacks	
3	Jalen Howard (Central Conn. St.) at Saint Francis (09/14/2024) [0-3]
2.5	Lucas Lambert (Robert Morris) vs Edinboro (09/07/2024) [1-2]
Tackles for loss	
4	Jalen Howard (Central Conn. St.) at Saint Francis (09/14/2024) [3-2]
3.5	Malachi Wright (Central Conn. St.) vs Fordham (09/07/2024) [3-1]



2024-25 NEC Football
Conference Individual Game Highs
All games

Page 7/8
as of Oct 20, 2024

200-Yard Rushing Performances	
204	JaMario Clements (Duquesne) at Youngstown St. (09/14/2024)
100-Yard Rushing Performances	
204	JaMario Clements (Duquesne) at Youngstown St. (09/14/2024)
184	Ethan Greenwood (LIU) vs Stonehill (10/12/2024)
184	Jarel Washington (Stonehill) vs Sacred Heart (09/21/2024)
183	Markell Holman (Saint Francis) at Delaware St. (10/05/2024)
169	Elijah Howard (Central Conn. St.) vs Mercyhurst (10/12/2024)
147	Ethan Greenwood (LIU) at Robert Morris (10/19/2024)
147	JaMario Clements (Duquesne) vs LIU (10/05/2024)
133	Tyvon Edmonds Jr. (Robert Morris) vs Mercyhurst (09/14/2024)
128	Ludovick Choquette (LIU) at UAlbany (08/31/2024)
124	DeMarcus McElroy (Saint Francis) vs Central Conn. St. (09/14/2024)
121	Rickey Spruill (Wagner) at Delaware St. (09/14/2024)
114	Jadon Turner (Central Conn. St.) vs Mercyhurst (10/12/2024)
110	Zavion Woodard (Stonehill) vs Sacred Heart (09/21/2024)
108	Elijah Howard (Central Conn. St.) at Yale (10/05/2024)
103	Rickey Spruill (Wagner) at Stonehill (10/05/2024)
102	Elijah Howard (Central Conn. St.) at Saint Francis (09/14/2024)
Number of 100-Yard Rushing Performances	
3	Elijah Howard, Central Conn. St.
2	JaMario Clements, Duquesne
2	Ethan Greenwood, LIU
2	Rickey Spruill, Wagner
1	Jarel Washington, Stonehill
1	Markell Holman, Saint Francis
1	Tyvon Edmonds Jr., Robert Morris
1	Ludovick Choquette, LIU
1	DeMarcus McElroy, Saint Francis
1	Jadon Turner, Central Conn. St.
1	Zavion Woodard, Stonehill
500-Yard Passing Performances	
400-Yard Passing Performances	
300-Yard Passing Performances	
351	Anthony Chiccitt (Robert Morris) vs LIU (10/19/2024)
312	Adam Urena (Mercyhurst) vs Buffalo St. (10/05/2024)
307	Anthony Chiccitt (Robert Morris) vs Mercyhurst (09/14/2024)
Number of 300-Yard Passing Performances	
2	Anthony Chiccitt, Robert Morris
1	Adam Urena, Mercyhurst
200-Yard Receiving Performances	
100-Yard Receiving Performances	
149	Jaylen Bonelli (Wagner) at Delaware St. (09/14/2024)
141	Shawn Charles (Robert Morris) vs LIU (10/19/2024)
139	Michael Love (LIU) at Duquesne (10/05/2024)
126	Noah Robinson (Robert Morris) vs LIU (10/19/2024)
124	Gavin Thomson (Saint Francis) at Kent St. (09/07/2024)
116	Noah Robinson (Robert Morris) vs Mercyhurst (09/14/2024)
114	Jaylen Bonelli (Wagner) vs Columbia (10/12/2024)
107	Aviyon Smith-Mack (LIU) at Robert Morris (10/19/2024)
106	Jaylen Bonelli (Wagner) vs Virginia-Lynchburg (08/31/2024)
105	Cody Ruff (Stonehill) at Stony Brook (09/07/2024)
104	Cameron Barmore (Mercyhurst) at Wheeling (08/29/2024)
103	Cameron Barmore (Mercyhurst) at Central Conn. St. (10/12/2024)
Number of 100-Yard Receiving Performances	



**2024-25 NEC Football
Conference Individual Game Highs
All games**

Page 8/8
as of Oct 20, 2024

3	Jaylen Bonelli, Wagner
2	Noah Robinson, Robert Morris
2	Cameron Barmore, Mercyhurst
1	Shawn Charles, Robert Morris
1	Michael Love, LIU
1	Gavin Thomson, Saint Francis
1	Aviyon Smith-Mack, LIU
1	Cody Ruff, Stonehill



**2024-25 NEC Football
Conference Statistical Ranking Comparison
All games**

Page 1/1
as of Oct 20, 2024

Offense					Defense			
Team	Rushing	Passing	Total Off.	Scoring	Rushing	Passing	Total Def.	Scoring
Central Conn. St.	2	4	5	3	2	8	3	5
Duquesne	4	7	6	5	3	2	1	2
LIU	1	5	1	6	6	7	8	8
Mercyhurst	8	1	4	1	7	4	7	7
Robert Morris	5	2	2	2	5	6	6	3
Saint Francis	7	6	7	8	1	5	2	4
Stonehill	6	8	8	7	8	1	5	6
Wagner	3	3	3	4	4	3	4	1

Team	Kick ret.	Punt ret.	Interceptions	Sacks	TFL	Turnover Mar.
Central Conn. St.	3	3	5	3	2	1
Duquesne	7	4	2	6	7	3
LIU	8	5	7	5	4	5
Mercyhurst	4	1	3	7	6	6
Robert Morris	6	2	3	2	3	2
Saint Francis	5	7	8	4	4	8
Stonehill	1	8	6	8	8	7
Wagner	2	6	1	1	1	4



2024-25 NEC Football Individual Statistics All games

Page 1/5
as of Oct 20, 2024

RUSHING (Minimum Games Played Pct. 75%, 10 Rushing Attempts/Game)

#	Player	G	Att.	Yds	Avg.	TD	Lg	Avg/g
1	Clements, JaMario - DU	6	85	580	6.82	3	75	96.67
2	Edmonds Jr., Tyvon - RM	6	98	486	4.96	4	49	81.00
3	Howard, Elijah - CCSU	7	122	512	4.20	3	24	73.14
4	Washington, Jarel - STO	6	76	387	5.09	3	72	64.50
5	Greenwood, Ethan - LIU	8	84	507	6.04	1	35	63.38
6	Spruill, Rickey - WC	8	80	451	5.64	3	60	56.38
7	Holman, Markell - SF-PA	7	87	385	4.43	3	55	55.00
8	Woodard, Zavion - STO	6	72	268	3.72	3	31	44.67

TOTAL OFFENSE (Minimum Games Played Pct. 75%)

#	Player	G	Rush	Pass	Plays	Total	Yds/g
1	Urena, Adam - Mercy	7	-141	1744	278	1603	229.00
2	Chiccitt, Anthony - RM	7	31	1538	222	1569	224.14
3	Cady, Jake - WC	7	157	1222	233	1379	197.00
4	Olson, Brady - CCSU	7	63	1214	222	1277	182.43
5	Perrantes, Darius - DU	5	6	759	137	765	153.00
6	Carraha, Ashur - STO	5	133	517	135	650	130.00
7	Greenwood, Ethan - LIU	8	507	479	145	986	123.25
8	Stanzani, Luca - LIU	8	133	659	168	792	99.00
9	Clements, JaMario - DU	6	580	0	85	580	96.67
10	Edmonds Jr., Tyvon - RM	6	486	0	98	486	81.00

PASSING AVG/GAME (Minimum Games Played Pct. 75%)

#	Player	G	Comp-att-int	Yds	TD	Avg/g
1	Urena, Adam - Mercy	7	168-254-4	1744	18	249.14
2	Chiccitt, Anthony - RM	7	134-194-4	1538	12	219.71
3	Cady, Jake - WC	7	102-182-6	1222	14	174.57
4	Olson, Brady - CCSU	7	101-192-5	1214	11	173.43
5	Perrantes, Darius - DU	5	70-123-4	759	10	151.80
6	Carraha, Ashur - STO	5	47-98-4	517	3	103.40
7	Stanzani, Luca - LIU	8	74-133-2	659	7	82.38
8	Greenwood, Ethan - LIU	8	28-61-1	479	4	59.88
9	Heisey, Jordan - DU	6	22-31-1	200	3	33.33
10	Tanner, Zach - RM	7	10-14-0	100	1	14.29

SCORING (Minimum Games Played Pct. 75%)

#	Player	G	TD	FG	XPT	2XP	Pts	Pts/g
1	Barnum, Jack - CCSU	7	0	10	19	0	49	7.00
2	Barmore, Cameron - Mercy	7	8	0	0	0	48	6.86
3	Love, Michael - LIU	8	7	0	0	0	42	5.25
4	Trobel, Brian - Mercy	7	6	0	0	0	36	5.14
5	Isabella, Joey - DU	5	4	0	0	0	24	4.80
6	Afful, Teddy - DU	6	4	0	0	0	24	4.00
7	Jenkins, Jayson - RM	7	0	2	22	0	28	4.00
8	Edmonds Jr., Tyvon - RM	6	4	0	0	0	24	4.00
9	Coney, Michael - LIU	8	0	4	20	0	32	4.00
10	Bonelli, Jaylen - WC	8	5	0	0	0	30	3.75

PASS EFFICIENCY (Minimum Games Played Pct. 75%, 15 Total Passes/Game)

#	Player	G	Comp-att-int	Yds	TD	Eff.
1	Chiccitt, Anthony - RM	7	134-194-4	1538	12	151.95
2	Urena, Adam - Mercy	7	168-254-4	1744	18	144.05
3	Cady, Jake - WC	7	102-182-6	1222	14	131.24
4	Perrantes, Darius - DU	5	70-123-4	759	10	129.07
5	Olson, Brady - CCSU	7	101-192-5	1214	11	119.41
6	Stanzani, Luca - LIU	8	74-133-2	659	7	111.62
7	Carraha, Ashur - STO	5	47-98-4	517	3	94.21

SCORING (TDs) (Minimum Games Played Pct. 75%, 1 Touchdowns)

#	Player	G	Run	Rec	Ret	Pts	Avg/g
1	Barmore, Cameron - Mercy	7	0	8	0	48	6.86
2	Love, Michael - LIU	8	0	7	0	42	5.25
3	Trobel, Brian - Mercy	7	4	2	0	36	5.14
4	Isabella, Joey - DU	5	0	4	0	24	4.80
5	Afful, Teddy - DU	6	0	4	0	24	4.00
6	Edmonds Jr., Tyvon - RM	6	4	0	0	24	4.00
7	Spruill, Rickey - WC	8	3	2	0	30	3.75
8	Bonelli, Jaylen - WC	8	0	5	0	30	3.75
9	Robinson, Noah - RM	7	0	4	0	24	3.43
10	Moyer, DJ - RM	7	4	0	0	24	3.43

RECEPTIONS/GAME (Minimum Games Played Pct. 75%)

#	Player	G	No.	Yds	TD	Lg	Yds/g	Rec/g
1	Barmore, Cameron - Mercy	7	41	515	8	27	73.57	5.86
2	Robinson, Noah - RM	7	36	560	4	75	80.00	5.14
3	Love, Michael - LIU	8	40	505	7	67	63.13	5.00
4	Bonelli, Jaylen - WC	8	36	588	5	68	73.50	4.50
5	Plaskon, Michael - CCSU	7	26	341	1	56	48.71	3.71
6	Thomson, Gavin - SF-PA	6	22	349	3	64	58.17	3.67
7	Afful, Teddy - DU	6	22	236	4	44	39.33	3.67
8	Erby, John - DU	6	21	229	1	25	38.17	3.50
9	Isabella, Joey - DU	5	17	249	4	45	49.80	3.40
10	Edmonds Jr., Tyvon - RM	6	20	121	0	19	20.17	3.33

SCORING (KICK) (Minimum Games Played Pct. 75%)

#	Player	G	PAT	FG	Pts	Avg/g
1	Barnum, Jack - CCSU	7	19-20	10-14	49	7.00
2	Coney, Michael - LIU	8	20-20	4-7	32	4.00
3	Jenkins, Jayson - RM	7	22-25	2-4	28	4.00
4	Nagucki, Nathan - Mercy	7	17-21	3-4	26	3.71
5	Bruzdewicz, Brian - DU	6	14-16	2-4	20	3.33
6	Plummer, Mac - SF-PA	7	8-10	4-7	20	2.86
7	Hurley, Danny - STO	6	12-13	1-4	15	2.50
8	Liszner, Ryan - WC	7	6-8	1-1	9	1.29
9	Smith, Andrew - DU	6	5-5	0-0	5	0.83



2024-25 NEC Football Individual Statistics All games

Page 2/5
as of Oct 20, 2024

RECEIVE YDS/GAME (Minimum Games Played Pct. 75%)

#	Player	G	No.	Yds	TD	Long	Avg/c	Yds/g
1	Robinson, Noah - RM	7	36	560	4	75	15.56	80.00
2	Barmore, Cameron - Mercy	7	41	515	8	27	12.56	73.57
3	Bonelli, Jaylen - WC	8	36	588	5	68	16.33	73.50
4	Love, Michael - LIU	8	40	505	7	67	12.63	63.13
5	Thomson, Gavin - SF-PA	6	22	349	3	64	15.86	58.17
6	Isabella, Joey - DU	5	17	249	4	45	14.65	49.80
7	Plaskon, Michael - CCSU	7	26	341	1	56	13.12	48.71
8	Afful, Tedy - DU	6	22	236	4	44	10.73	39.33
9	Erby, John - DU	6	21	229	1	25	10.90	38.17
10	Ruff, Cody - STO	6	15	218	2	50	14.53	36.33

PUNT RETURN AVG (Minimum Games Played Pct. 75%)

#	Player	G	No.	Yds	TD	Long	Avg.
1	Davis, Chaz - Mercy	7	5	107	0	55	21.40
2	Kerbacher, Joe - Mercy	7	1	16	0	16	16.00
3	Colclough, Jeremiah - WC	8	3	29	0	19	9.67

KICK RETURN AVG (Minimum Games Played Pct. 75%)

#	Player	G	No.	Yds	TD	Long	Avg.
1	Crawford, DaMario - SF-PA	6	7	236	1	94	33.71
2	Turner, Jadon - CCSU	7	10	251	0	53	25.10
3	Drake, Kyree - STO	6	11	269	0	70	24.45

ALL PURPOSE (Minimum Games Played Pct. 75%)

#	Player	G	Rush	Rcv	PR	KR	Yds	Avg/g
1	Love, Michael - LIU	8	54	505	29	104	692	86.50
2	Howard, Elijah - CCSU	7	512	125	0	39	676	96.57
3	Davis, Chaz - Mercy	7	55	251	107	236	649	92.71
4	Edmonds Jr., Tyvon - RM	6	486	121	0	0	607	101.17
5	Clements, JaMario - DU	6	580	15	0	0	595	99.17
6	Bonelli, Jaylen - WC	8	6	588	0	0	594	74.25
7	Robinson, Noah - RM	7	0	560	0	0	560	80.00
8	Spruill, Rickey - WC	8	451	85	0	0	536	67.00
9	Holman, Markell - SF-PA	7	385	148	0	0	533	76.14
10	Turner, Jadon - CCSU	7	271	4	0	251	526	75.14

PUNTING (Minimum Games Played Pct. 75%, 3.6 Punts/Game)

#	Player	G	No.	Yds	Lg	I20	50+	TB	Avg.
1	Clark, Aidan - CCSU	7	36	1591	84	12	8	3	44.19
2	Cirulli, Aidan - SF-PA	7	46	1962	69	12	8	5	42.65
3	Earnest, Steven - RM	7	34	1429	59	16	7	3	42.03
4	Romenick, Kyle - DU	6	25	1023	57	5	2	2	40.92
5	Tanzola, Nicholas - STO	6	27	1097	76	8	5	3	40.63
6	Lynch, Will - LIU	8	36	1360	53	8	2	1	37.78

FIELD GOALS (Minimum Games Played Pct. 75%)

#	Player	G	Made	Att.	Long	Pct.	Avg.
1	Barnum, Jack - CCSU	7	10	14	50	71.43	1.43
2	Plummer, Mac - SF-PA	7	4	7	50	57.14	0.57
3	Coney, Michael - LIU	8	4	7	42	57.14	0.50
4	Nagucki, Nathan - Mercy	7	3	4	21	75.00	0.43
5	Bruzdewicz, Brian - DU	6	2	4	33	50.00	0.33
6	Jenkins, Jayson - RM	7	2	4	43	50.00	0.29
7	Hurley, Danny - STO	6	1	4	21	25.00	0.17
8	Liszner, Ryan - WC	7	1	1	31	100.00	0.14

FIELD GOAL PCT (Minimum Games Played Pct. 75%)

#	Player	G	Made	Att.	Long	Pct.
1	Liszner, Ryan - WC	7	1	1	31	100.00
2	Nagucki, Nathan - Mercy	7	3	4	21	75.00
3	Barnum, Jack - CCSU	7	10	14	50	71.43
4	Plummer, Mac - SF-PA	7	4	7	50	57.14
5	Coney, Michael - LIU	8	4	7	42	57.14
6	Jenkins, Jayson - RM	7	2	4	43	50.00
7	Bruzdewicz, Brian - DU	6	2	4	33	50.00
8	Hurley, Danny - STO	6	1	4	21	25.00



**2024-25 NEC Football
Individual Statistics
All games**

Page 3/5
as of Oct 20, 2024

PAT KICKING PCT (Minimum Games Played Pct. 75%)

#	Player	G	Made	Att.	Pct.
1	Coney, Michael - LIU	8	20	20	100.00
2	Smith, Andrew - DU	6	5	5	100.00
3	Barnum, Jack - CCSU	7	19	20	95.00
4	Hurley, Danny - STO	6	12	13	92.31
5	Jenkins, Jayson - RM	7	22	25	88.00
6	Bruzdewicz, Brian - DU	6	14	16	87.50
7	Nagucki, Nathan - Mercy	7	17	21	80.95
8	Plummer, Mac - SF-PA	7	8	10	80.00
9	Liszner, Ryan - WC	7	6	8	75.00



2024-25 NEC Football
Individual Statistics
All games

Page 4/5
as of Oct 20, 2024

TACKLES (All positions) (Minimum Games Played Pct. 75%)

#	Player	G	Pos	Solo	Ast	Total	Avg/g
1	Clark, Kimal - CCSU	7	DB	40	33	73	10.43
2	Buterbaugh, Tyler - Mercy	7	LB	33	28	61	8.71
3	Freeman, Keon - RM	7	LB	28	28	56	8.00
4	Shegog, Jamar - RM	7	LB	30	23	53	7.57
5	Helsley, Zack - Mercy	7	DB	23	29	52	7.43
6	Hill, Zach - Mercy	7	LB	16	33	49	7.00
7	Reilly, Justin - WC	8	DB	27	28	55	6.88
8	McLeer, Trey - SF-PA	7	DB	24	22	46	6.57
9	Royster, Pierre - SF-PA	7	DB	26	17	43	6.14
10	Wright, Malachi - CCSU	7	LB	16	27	43	6.14
11	Garcia, Jojo - LIU	8	DB	29	19	48	6.00
12	Miller, Luke - DU	5	LB	19	10	29	5.80
13	Irvine, Jordan - STO	6	DB	23	11	34	5.67
14	Warren, Jacques - RM	6	DB	17	16	33	5.50
15	Brown Jr., Fran - SF-PA	6	LB	19	14	33	5.50
16	Battaglia, Charles - STO	6	LB	16	17	33	5.50
17	Fasolino, Rafael - LIU	8	S	20	22	42	5.25
18	Athy, Zack - STO	6	DT	12	19	31	5.17
19	Stoll, Jack - CCSU	7	LB	19	16	35	5.00
20	Pierce, Dee - RM	7	DB	18	17	35	5.00
21	Justice, Jalin - WC	8	LB	15	23	38	4.75
22	Thomas, Will - Mercy	7	LB	13	20	33	4.71
23	Bannon, Tyler - STO	6	LB	14	14	28	4.67
24	Martin, Sam - WC	8	S	22	15	37	4.63
25	DeVirgilio, Matthew - STO	5	LB	5	18	23	4.60
26	Henritzy, Caden - STO	5	LB	10	13	23	4.60
27	Verilus, Seth - RM	6	LB	12	15	27	4.50
28	Swaim, Mercury - SF-PA	7	LB	17	14	31	4.43
29	Mackey, Anthony - Mercy	7	DB	17	13	30	4.29
30	Howard, Jalen - CCSU	7	DL	11	19	30	4.29
31	Barber, William - RM	7	DB	15	15	30	4.29
32	Crawford, DaMario - SF-PA	6	DB	16	9	25	4.17
33	Barnes, CJ - DU	6	DB	15	10	25	4.17
34	Epps, Antonio - DU	6	DB	15	10	25	4.17
35	Carter, Robert - RM	7	DB	19	10	29	4.14
36	Harvey, Tyris - RM	7	DB	17	12	29	4.14
37	Liverpool, Jorel - WC	8	DE	14	19	33	4.13
38	Calgaro, Geno - SF-PA	7	LB	15	13	28	4.00
39	Walden Jr., Davone - CCSU	7	DB	19	9	28	4.00
40	Smith, Justin - WC	8	DB	18	14	32	4.00
41	Tangelo, Paul - SF-PA	7	LB	15	12	27	3.86
42	Suffrant, Guershan - STO	6	DB	13	10	23	3.83
43	Rizzo, Gianni - DU	6	LB	11	12	23	3.83
44	McCormick, Liam - LIU	7	DL	7	19	26	3.71
45	Johnson, Jordan - WC	8	LB	19	10	29	3.63
46	Barnes, Logan - WC	8	DL	10	19	29	3.63
47	Toatley, Dan - CCSU	7	DL	6	18	24	3.43
48	St John, Elijah - LIU	8	DL	7	20	27	3.38
49	Wilmer, Maurice - LIU	6	LB	8	12	20	3.33
50	Thomas, Eyan - SF-PA	7	DL	12	11	23	3.29

SACKS (Minimum Games Played Pct. 75%)

#	Player	G	Pos	Solo	Ast	Total	Avg/g
1	Howard, Jalen - CCSU	7	DL	5	3	6.5	0.93
2	Schmidt, Turner - RM	7	TE	4	1	4.5	0.64
3	Lambert, Lucas - RM	6	DL	3	1	3.5	0.58
4	Toatley, Dan - CCSU	7	DL	2	4	4	0.57
5	Tangelo, Paul - SF-PA	7	LB	4	0	4	0.57
6	Liverpool, Jorel - WC	8	DE	3	3	4.5	0.56
7	Barnes, Logan - WC	8	DL	3	2	4	0.50
8	Dunkley, Jack - DU	6	DL	3	0	3	0.50
9	Taylor, Gavin - CCSU	7	LB	2	2	3	0.43
10	McCormick, Liam - LIU	7	DL	2	2	3	0.43
11	Shegog, Jamar - RM	7	LB	3	0	3	0.43
12	Reilly, Justin - WC	8	DB	3	0	3	0.38
13	Justice, Jalin - WC	8	LB	3	0	3	0.38
14	Watkins, DQ - LIU	8	LB	2	2	3	0.38
15	White, Camden - Mercy	7	DL	2	1	2.5	0.36
16	Lewis, Adrian - Mercy	7	DL	2	0	2	0.29
17	Stoll, Jack - CCSU	7	LB	2	0	2	0.29
18	Bierals, Eddie - SF-PA	7	DL	2	0	2	0.29
19	Verilus, Seth - RM	6	LB	1	1	1.5	0.25
20	Johnson, Jordan - WC	8	LB	2	0	2	0.25

TACKLES FOR LOSS (Minimum Games Played Pct. 75%, 1.25 Total
Tackles For Loss/Game)

#	Player	G	Pos	Solo	Ast	Total	Avg/g
---	--------	---	-----	------	-----	-------	-------



2024-25 NEC Football
Individual Statistics
All games

Page 5/5
as of Oct 20, 2024

FUMBLES FORCED (Minimum Games Played Pct. 75%)

#	Player	G	No.	Avg/g
1	Cole, Ethon - DU	6	2	0.33
2	Toatley, Dan - CCSU	7	2	0.29
3	Tangelo, Paul - SF-PA	7	2	0.29
4	Barber, William - RM	7	2	0.29
5	St John, Elijah - LIU	8	2	0.25
6	Henritz, Caden - STO	5	1	0.20
7	Djimbou, Sidoine - STO	5	1	0.20
8	Lowery, Malichi - DU	5	1	0.20
9	Barnes, CJ - DU	6	1	0.17
10	Dunkley, Jack - DU	6	1	0.17

FUMBLES RECOVERED (Minimum Games Played Pct. 75%)

#	Player	G	No.	Avg/g
1	Thomas, Vince - CCSU	7	2	0.29
2	Bierals, Eddie - SF-PA	7	2	0.29
3	Lowery, Malichi - DU	5	1	0.20
4	Brown Jr., Fran - SF-PA	6	1	0.17
5	Kurzinger, Kevin - DU	6	1	0.17
6	Bannon, Tyler - STO	6	1	0.17
7	Verilus, Seth - RM	6	1	0.17
8	McClean, Deon - CCSU	6	1	0.17
9	Harris, Justin - DU	6	1	0.17
10	Freeman, Keon - RM	7	1	0.14

PASSES DEFENDED (Minimum Games Played Pct. 75%)

#	Player	G	Brup	Int.	Total	Avg/g
1	Harvey, Tyris - RM	7	9	2	11	1.57
2	Dravet, Riley - WC	8	8	0	8	1.00
3	Carter, Robert - RM	7	5	2	7	1.00
4	Butler, Mekhi - SF-PA	7	6	0	6	0.86
5	Ricci, Zachary - WC	8	4	2	6	0.75
6	Swaim, Mercury - SF-PA	7	5	0	5	0.71
7	Washington, Jr., Marshall - LIU	6	4	0	4	0.67
8	Warren, Jacques - RM	6	4	0	4	0.67
9	Seide, Mo - STO	6	3	1	4	0.67
10	Cole, Ethon - DU	6	4	0	4	0.67
11	Barnes, CJ - DU	6	3	1	4	0.67
12	Verilus, Seth - RM	6	3	1	4	0.67
13	Williams, Semaj - SF-PA	7	3	1	4	0.57
14	Armstrong, Tristan - CCSU	7	4	0	4	0.57
15	Walden Jr., Davone - CCSU	7	3	1	4	0.57
16	Henderson, Nigel - STO	6	3	0	3	0.50
17	Cerisier, DJ - DU	6	3	0	3	0.50
18	Davis, Christian - WC	8	1	3	4	0.50
19	Martin, Sam - WC	8	4	0	4	0.50
20	Bowles Jr., Todd - LIU	7	3	0	3	0.43

INTERCEPTIONS (Minimum Games Played Pct. 75%)

#	Player	G	No.	Yds	TD	Long	Avg/g
1	Davis, Christian - WC	8	3	50	0	29	0.38
2	Harvey, Tyris - RM	7	2	31	0	31	0.29
3	Rayside, Jayvis - CCSU	7	2	14	0	13	0.29
4	Carter, Robert - RM	7	2	23	0	23	0.29
5	Ricci, Zachary - WC	8	2	64	0	64	0.25
6	Miller, Luke - DU	5	1	8	0	8	0.20
7	Williams, Jahnez - STO	5	1	0	0	0	0.20
8	Verilus, Seth - RM	6	1	15	0	15	0.17
9	Epps, Antonio - DU	6	1	0	0	0	0.17
10	Barnes, CJ - DU	6	1	4	0	4	0.17



2024-25 NEC Football Extended Individual Statistics All games

Page 1/7
as of Oct 20, 2024

TOTAL OFFENSE (Minimum Games Played Pct. 75%)

#	Player	G	Rush	Pass	Plays	Total	Yds/g
1	Urena, Adam - Mercy	7	-141	1744	278	1603	229.00
2	Chiccitt, Anthony - RM	7	31	1538	222	1569	224.14
3	Cady, Jake - WC	7	157	1222	233	1379	197.00
4	Olson, Brady - CCSU	7	63	1214	222	1277	182.43
5	Perrantes, Darius - DU	5	6	759	137	765	153.00
6	Carraha, Ashur - STO	5	133	517	135	650	130.00
7	Greenwood, Ethan - LIU	8	507	479	145	986	123.25
8	Stanzani, Luca - LIU	8	133	659	168	792	99.00
9	Clements, JaMario - DU	6	580	0	85	580	96.67
10	Edmonds Jr., Tyvon - RM	6	486	0	98	486	81.00

TOTAL OFFENSE AVG/PLAY (Minimum Games Played Pct. 75%)

#	Player	G	Rush	Pass	Plays	Total	Yds/p
1	Smith, Carl - RM	7	31	0	1	31	4.43
2	Shine, Ethan - RM	6	24	0	1	24	4.00
3	Perryman, Jahmil - SF-PA	7	16	0	1	16	2.29
4	Kerbacher, Joe - Mercy	7	51	0	4	51	1.82
5	Davis, Chaz - Mercy	7	55	0	5	55	1.57
6	Isabella, Joey - DU	5	14	0	2	14	1.40
7	Erby, John - DU	6	14	0	2	14	1.17
8	Clements, JaMario - DU	6	580	0	85	580	1.14
9	Love, Michael - LIU	8	54	0	6	54	1.13
10	Perrantes, Darius - DU	5	6	759	137	765	1.12

TOTAL OFFENSE PLAYS

#	Player	G	Rush	Pass	Plays	Total	Yds/g
1	Urena, Adam - Mercy	7	-141	1744	278	1603	229.00
2	Cady, Jake - WC	7	157	1222	233	1379	197.00
3	Olson, Brady - CCSU	7	63	1214	222	1277	182.43
4	Chiccitt, Anthony - RM	7	31	1538	222	1569	224.14
5	Stanzani, Luca - LIU	8	133	659	168	792	99.00
6	Greenwood, Ethan - LIU	8	507	479	145	986	123.25
7	Perrantes, Darius - DU	5	6	759	137	765	153.00
8	Carraha, Ashur - STO	5	133	517	135	650	130.00
9	Howard, Elijah - CCSU	7	512	0	122	512	73.14
10	Edmonds Jr., Tyvon - RM	6	486	0	98	486	81.00

TOTAL OFFENSE YARDS

#	Player	G	Rush	Pass	Plays	Total	Yds/g
1	Urena, Adam - Mercy	7	-141	1744	278	1603	229.00
2	Cady, Jake - WC	7	157	1222	233	1379	197.00
3	Olson, Brady - CCSU	7	63	1214	222	1277	182.43
4	Chiccitt, Anthony - RM	7	31	1538	222	1569	224.14
5	Stanzani, Luca - LIU	8	133	659	168	792	99.00
6	Greenwood, Ethan - LIU	8	507	479	145	986	123.25
7	Perrantes, Darius - DU	5	6	759	137	765	153.00
8	Carraha, Ashur - STO	5	133	517	135	650	130.00
9	Howard, Elijah - CCSU	7	512	0	122	512	73.14
10	Edmonds Jr., Tyvon - RM	6	486	0	98	486	81.00

ALL PURPOSE (Minimum Games Played Pct. 75%)

#	Player	G	Rush	Rcv	PR	KR	Yds	Avg/g
1	Love, Michael - LIU	8	54	505	29	104	692	86.50
2	Howard, Elijah - CCSU	7	512	125	0	39	676	96.57
3	Davis, Chaz - Mercy	7	55	251	107	236	649	92.71
4	Edmonds Jr., Tyvon - RM	6	486	121	0	0	607	101.17
5	Clements, JaMario - DU	6	580	15	0	0	595	99.17
6	Bonelli, Jaylen - WC	8	6	588	0	0	594	74.25
7	Robinson, Noah - RM	7	0	560	0	0	560	80.00
8	Spruill, Rickey - WC	8	451	85	0	0	536	67.00
9	Holman, Markell - SF-PA	7	385	148	0	0	533	76.14
10	Turner, Jadon - CCSU	7	271	4	0	251	526	75.14

SCORING (Minimum Games Played Pct. 75%)

#	Player	G	TD	FG	XPT	2XP	Pts	Pts/g
1	Barnum, Jack - CCSU	7	0	10	19	0	49	7.00
2	Barmore, Cameron - Mercy	7	8	0	0	0	48	6.86
3	Love, Michael - LIU	8	7	0	0	0	42	5.25
4	Trobel, Brian - Mercy	7	6	0	0	0	36	5.14
5	Isabella, Joey - DU	5	4	0	0	0	24	4.80
6	Afful, Tedy - DU	6	4	0	0	0	24	4.00
7	Jenkins, Jayson - RM	7	0	2	22	0	28	4.00
8	Edmonds Jr., Tyvon - RM	6	4	0	0	0	24	4.00
9	Coney, Michael - LIU	8	0	4	20	0	32	4.00
10	Bonelli, Jaylen - WC	8	5	0	0	0	30	3.75

SCORING (TDs) (Minimum 1 Touchdowns)

#	Player	G	Run	Rec	Ret	Pts	Avg/g
1	Barmore, Cameron - Mercy	7	0	8	0	48	6.86
2	Love, Michael - LIU	8	0	7	0	42	5.25
3	Trobel, Brian - Mercy	7	4	2	0	36	5.14
4	Isabella, Joey - DU	5	0	4	0	24	4.80
5	Edmonds Jr., Tyvon - RM	6	4	0	0	24	4.00
6	Afful, Tedy - DU	6	0	4	0	24	4.00
7	Lewis, Jared - LIU	3	2	0	0	12	4.00
8	Spruill, Rickey - WC	8	3	2	0	30	3.75
9	Bonelli, Jaylen - WC	8	0	5	0	30	3.75
10	Howard, Elijah - CCSU	7	3	1	0	24	3.43

SCORING (KICK) (Minimum Games Played Pct. 75%)

#	Player	G	PAT	FG	Pts	Avg/g
1	Barnum, Jack - CCSU	7	19-20	10-14	49	7.00
2	Coney, Michael - LIU	8	20-20	4-7	32	4.00
3	Jenkins, Jayson - RM	7	22-25	2-4	28	4.00
4	Nagucki, Nathan - Mercy	7	17-21	3-4	26	3.71
5	Bruzdewicz, Brian - DU	6	14-16	2-4	20	3.33
6	Plummer, Mac - SF-PA	7	8-10	4-7	20	2.86
7	Hurley, Danny - STO	6	12-13	1-4	15	2.50
8	Liszner, Ryan - WC	7	6-8	1-1	9	1.29
9	Smith, Andrew - DU	6	5-5	0-0	5	0.83



2024-25 NEC Football
Extended Individual Statistics
All games

Page 2/7
as of Oct 20, 2024

TOTAL OFFENSE TDS

#	Player	G	Rush	Pass	Total
1	Urena, Adam - Mercy	7	-141	1744	18
2	Cady, Jake - WC	7	157	1222	15
3	Chiccitt, Anthony - RM	7	31	1538	14
4	Olson, Brady - CCSU	7	63	1214	12
5	Perrantes, Darius - DU	5	6	759	11
6	Stanzani, Luca - LIU	8	133	659	9
7	Greenwood, Ethan - LIU	8	507	479	5
8	Moyer, DJ - RM	7	195	0	4
9	Carraha, Ashur - STO	5	133	517	4
10	Edmonds Jr., Tyvon - RM	6	486	0	4

YARDS PER RUSH (Minimum 10 Rushing Attempts/Game, Games Played Pct. 75%)

#	Player	G	Att.	Yds	Avg.	TD	Lg	Avg/g
1	Clements, JaMario - DU	6	85	580	6.82	3	75	96.67
2	Greenwood, Ethan - LIU	8	84	507	6.04	1	35	63.38
3	Spruill, Rickey - WC	8	80	451	5.64	3	60	56.38
4	Washington, Jarel - STO	6	76	387	5.09	3	72	64.50
5	Edmonds Jr., Tyvon - RM	6	98	486	4.96	4	49	81.00
6	Holman, Markell - SF-PA	7	87	385	4.43	3	55	55.00
7	Howard, Elijah - CCSU	7	122	512	4.20	3	24	73.14
8	Woodard, Zavion - STO	6	72	268	3.72	3	31	44.67

RUSH YARDS (Minimum 10 Rushing Attempts/Game)

#	Player	G	Att.	Yds	Avg.	TD	Lg	Avg/g
1	Clements, JaMario - DU	6	85	580	6.82	3	75	96.67
2	Howard, Elijah - CCSU	7	122	512	4.20	3	24	73.14
3	Greenwood, Ethan - LIU	8	84	507	6.04	1	35	63.38
4	Edmonds Jr., Tyvon - RM	6	98	486	4.96	4	49	81.00
5	Spruill, Rickey - WC	8	80	451	5.64	3	60	56.38
6	Washington, Jarel - STO	6	76	387	5.09	3	72	64.50
7	Holman, Markell - SF-PA	7	87	385	4.43	3	55	55.00
8	Woodard, Zavion - STO	6	72	268	3.72	3	31	44.67
9	Hines, Andre - WC	3	30	121	4.03	0	11	40.33

PASSING Avg/GAME (Minimum Games Played Pct. 75%)

#	Player	G	Comp	att	int	Yds	TD	Avg/g
1	Urena, Adam - Mercy	7	168	254	4	1744	18	249.14
2	Chiccitt, Anthony - RM	7	134	194	4	1538	12	219.71
3	Cady, Jake - WC	7	102	182	6	1222	14	174.57
4	Olson, Brady - CCSU	7	101	192	5	1214	11	173.43
5	Perrantes, Darius - DU	5	70	123	4	759	10	151.80
6	Carraha, Ashur - STO	5	47	98	4	517	3	103.40
7	Stanzani, Luca - LIU	8	74	133	2	659	7	82.38
8	Greenwood, Ethan - LIU	8	28	61	1	479	4	59.88
9	Heisey, Jordan - DU	6	22	31	1	200	3	33.33
10	Tanner, Zach - RM	7	10	14	0	100	1	14.29

RUSHING (Minimum 10 Rushing Attempts/Game, Games Played Pct. 75%)

#	Player	G	Att.	Yds	Avg.	TD	Lg	Avg/g
1	Clements, JaMario - DU	6	85	580	6.82	3	75	96.67
2	Edmonds Jr., Tyvon - RM	6	98	486	4.96	4	49	81.00
3	Howard, Elijah - CCSU	7	122	512	4.20	3	24	73.14
4	Washington, Jarel - STO	6	76	387	5.09	3	72	64.50
5	Greenwood, Ethan - LIU	8	84	507	6.04	1	35	63.38
6	Spruill, Rickey - WC	8	80	451	5.64	3	60	56.38
7	Holman, Markell - SF-PA	7	87	385	4.43	3	55	55.00
8	Woodard, Zavion - STO	6	72	268	3.72	3	31	44.67

RUSH ATTEMPTS (Minimum 10 Rushing Attempts/Game)

#	Player	G	Att.	Yds	Avg.	TD	Lg	Avg/g
1	Howard, Elijah - CCSU	7	122	512	4.20	3	24	73.14
2	Edmonds Jr., Tyvon - RM	6	98	486	4.96	4	49	81.00
3	Holman, Markell - SF-PA	7	87	385	4.43	3	55	55.00
4	Clements, JaMario - DU	6	85	580	6.82	3	75	96.67
5	Greenwood, Ethan - LIU	8	84	507	6.04	1	35	63.38
6	Spruill, Rickey - WC	8	80	451	5.64	3	60	56.38
7	Washington, Jarel - STO	6	76	387	5.09	3	72	64.50
8	Woodard, Zavion - STO	6	72	268	3.72	3	31	44.67
9	Hines, Andre - WC	3	30	121	4.03	0	11	40.33

RUSHING TDS (Minimum 10 Rushing Attempts/Game)

#	Player	G	Att.	Yds	Avg.	TD	Lg	Avg/g
1	Edmonds Jr., Tyvon - RM	6	98	486	4.96	4	49	81.00
2	Spruill, Rickey - WC	8	80	451	5.64	3	60	56.38
3	Holman, Markell - SF-PA	7	87	385	4.43	3	55	55.00
4	Washington, Jarel - STO	6	76	387	5.09	3	72	64.50
5	Woodard, Zavion - STO	6	72	268	3.72	3	31	44.67
6	Clements, JaMario - DU	6	85	580	6.82	3	75	96.67
7	Howard, Elijah - CCSU	7	122	512	4.20	3	24	73.14
8	Greenwood, Ethan - LIU	8	84	507	6.04	1	35	63.38

PASSING YARDS

#	Player	G	Comp	att	int	Yds	TD	Avg/g
1	Urena, Adam - Mercy	7	168	254	4	1744	18	249.14
2	Chiccitt, Anthony - RM	7	134	194	4	1538	12	219.71
3	Cady, Jake - WC	7	102	182	6	1222	14	174.57
4	Olson, Brady - CCSU	7	101	192	5	1214	11	173.43
5	Perrantes, Darius - DU	5	70	123	4	759	10	151.80
6	Stanzani, Luca - LIU	8	74	133	2	659	7	82.38
7	Carraha, Ashur - STO	5	47	98	4	517	3	103.40
8	Greenwood, Ethan - LIU	8	28	61	1	479	4	59.88
9	Hoenstine, Jeff - SF-PA	5	37	63	1	455	3	91.00
10	Mazil, Damien - WC	3	23	40	3	289	3	96.33



2024-25 NEC Football Extended Individual Statistics All games

Page 3/7
as of Oct 20, 2024

PASS EFFICIENCY (Minimum 15 Total Passes/Game, Games Played Pct. 75%)

#	Player	G	Comp-att-int	Yds	TD	Eff
1	Chiccitt, Anthony - RM	7	134-194-4	1538	12	151.95
2	Urena, Adam - Mercy	7	168-254-4	1744	18	144.05
3	Cady, Jake - WC	7	102-182-6	1222	14	131.24
4	Perrantes, Darius - DU	5	70-123-4	759	10	129.07
5	Olson, Brady - CCSU	7	101-192-5	1214	11	119.41
6	Stanzani, Luca - LIU	8	74-133-2	659	7	111.62
7	Carraha, Ashur - STO	5	47-98-4	517	3	94.21

PASS ATTEMPTS

#	Player	G	Comp-att-int	Yds	TD	Avg/g
1	Urena, Adam - Mercy	7	168-254-4	1744	18	249.14
2	Chiccitt, Anthony - RM	7	134-194-4	1538	12	219.71
3	Olson, Brady - CCSU	7	101-192-5	1214	11	173.43
4	Cady, Jake - WC	7	102-182-6	1222	14	174.57
5	Stanzani, Luca - LIU	8	74-133-2	659	7	82.38
6	Perrantes, Darius - DU	5	70-123-4	759	10	151.80
7	Carraha, Ashur - STO	5	47-98-4	517	3	103.40
8	Hoenstine, Jeff - SF-PA	5	37-63-1	455	3	91.00
9	Greenwood, Ethan - LIU	8	28-61-1	479	4	59.88
10	Mejia, Adrian - SF-PA	4	37-60-2	259	1	64.75

PASS YDS/COMP. (Minimum 15 Total Passes/Game, Games Played Pct. 75%)

#	Player	G	Comp-att-int	Yds	TD	Avg/c
1	Olson, Brady - CCSU	7	101-192-5	1214	11	12.02
2	Cady, Jake - WC	7	102-182-6	1222	14	11.98
3	Chiccitt, Anthony - RM	7	134-194-4	1538	12	11.48
4	Carraha, Ashur - STO	5	47-98-4	517	3	11.00
5	Perrantes, Darius - DU	5	70-123-4	759	10	10.84
6	Urena, Adam - Mercy	7	168-254-4	1744	18	10.38
7	Stanzani, Luca - LIU	8	74-133-2	659	7	8.91

PASS COMPLETIONS

#	Player	G	Comp-att-int	Yds	TD	Avg/g
1	Urena, Adam - Mercy	7	168-254-4	1744	18	249.14
2	Chiccitt, Anthony - RM	7	134-194-4	1538	12	219.71
3	Cady, Jake - WC	7	102-182-6	1222	14	174.57
4	Olson, Brady - CCSU	7	101-192-5	1214	11	173.43
5	Stanzani, Luca - LIU	8	74-133-2	659	7	82.38
6	Perrantes, Darius - DU	5	70-123-4	759	10	151.80
7	Carraha, Ashur - STO	5	47-98-4	517	3	103.40
8	Hoenstine, Jeff - SF-PA	5	37-63-1	455	3	91.00
9	Mejia, Adrian - SF-PA	4	37-60-2	259	1	64.75
10	Greenwood, Ethan - LIU	8	28-61-1	479	4	59.88

PASS YDS/ATT (Minimum 15 Total Passes/Game, Games Played Pct. 75%)

#	Player	G	Comp-att-int	Yds	TD	Avg/a
1	Chiccitt, Anthony - RM	7	134-194-4	1538	12	7.93
2	Urena, Adam - Mercy	7	168-254-4	1744	18	6.87
3	Cady, Jake - WC	7	102-182-6	1222	14	6.71
4	Olson, Brady - CCSU	7	101-192-5	1214	11	6.32
5	Perrantes, Darius - DU	5	70-123-4	759	10	6.17
6	Carraha, Ashur - STO	5	47-98-4	517	3	5.28
7	Stanzani, Luca - LIU	8	74-133-2	659	7	4.95

PASSING TDS

#	Player	G	Comp-att-int	Yds	TD	Avg/g
1	Urena, Adam - Mercy	7	168-254-4	1744	18	249.14
2	Cady, Jake - WC	7	102-182-6	1222	14	174.57
3	Chiccitt, Anthony - RM	7	134-194-4	1538	12	219.71
4	Olson, Brady - CCSU	7	101-192-5	1214	11	173.43
5	Perrantes, Darius - DU	5	70-123-4	759	10	151.80
6	Stanzani, Luca - LIU	8	74-133-2	659	7	82.38
7	Greenwood, Ethan - LIU	8	28-61-1	479	4	59.88
8	Carraha, Ashur - STO	5	47-98-4	517	3	103.40
9	Mazil, Damien - WC	3	23-40-3	289	3	96.33
10	Heisey, Jordan - DU	6	22-31-1	200	3	33.33

PASS COMP. PCT (Minimum 15 Total Passes/Game, Games Played Pct. 75%)

#	Player	G	Comp-att-int	Yds	TD	Pct.
1	Chiccitt, Anthony - RM	7	134-194-4	1538	12	69.07
2	Urena, Adam - Mercy	7	168-254-4	1744	18	66.14
3	Perrantes, Darius - DU	5	70-123-4	759	10	56.91
4	Cady, Jake - WC	7	102-182-6	1222	14	56.04
5	Stanzani, Luca - LIU	8	74-133-2	659	7	55.64
6	Olson, Brady - CCSU	7	101-192-5	1214	11	52.60
7	Carraha, Ashur - STO	5	47-98-4	517	3	47.96

PASS INTERCEPTIONS

#	Player	G	Comp-att-int	Yds	TD	Avg/g
1	Cady, Jake - WC	7	102-182-6	1222	14	174.57
2	Olson, Brady - CCSU	7	101-192-5	1214	11	173.43
3	Urena, Adam - Mercy	7	168-254-4	1744	18	249.14
4	Carraha, Ashur - STO	5	47-98-4	517	3	103.40
5	Chiccitt, Anthony - RM	7	134-194-4	1538	12	219.71
6	Perrantes, Darius - DU	5	70-123-4	759	10	151.80
7	O'Connell, Jack - STO	3	20-37-3	278	2	92.67
8	Mazil, Damien - WC	3	23-40-3	289	3	96.33
9	Mejia, Adrian - SF-PA	4	37-60-2	259	1	64.75
10	Whitfield Jr., Nick - SF-PA	2	28-50-2	283	0	141.50



2024-25 NEC Football
Extended Individual Statistics
All games

Page 4/7
as of Oct 20, 2024

RECEPTIONS/GAME (Minimum Games Played Pct. 75%)

#	Player	G	No.	Yds	TD	Lg	Yds/g	Rec/g
1	Barmore, Cameron - Mercy	7	41	515	8	27	73.57	5.86
2	Robinson, Noah - RM	7	36	560	4	75	80.00	5.14
3	Love, Michael - LIU	8	40	505	7	67	63.13	5.00
4	Bonelli, Jaylen - WC	8	36	588	5	68	73.50	4.50
5	Plaskon, Michael - CCSU	7	26	341	1	56	48.71	3.71
6	Thomson, Gavin - SF-PA	6	22	349	3	64	58.17	3.67
7	Afful, Tedy - DU	6	22	236	4	44	39.33	3.67
8	Erby, John - DU	6	21	229	1	25	38.17	3.50
9	Isabella, Joey - DU	5	17	249	4	45	49.80	3.40
10	Edmonds Jr., Tyvon - RM	6	20	121	0	19	20.17	3.33

RECEPTION TDS

#	Player	G	No.	Yds	TD	Long	Avg/c	Yds/g
1	Barmore, Cameron - Mercy	7	41	515	8	27	12.56	73.57
2	Love, Michael - LIU	8	40	505	7	67	12.63	63.13
3	Bonelli, Jaylen - WC	8	36	588	5	68	16.33	73.50
4	Afful, Tedy - DU	6	22	236	4	44	10.73	39.33
5	Robinson, Noah - RM	7	36	560	4	75	15.56	80.00
6	Isabella, Joey - DU	5	17	249	4	45	14.65	49.80
7	Thomson, Gavin - SF-PA	6	22	349	3	64	15.86	58.17
8	McDonald, Teree - WC	8	19	177	3	43	9.32	22.13
9	Marsh, Jr., Paul - CCSU	6	11	140	3	39	12.73	23.33
10	Stafford, Chase - WC	8	8	95	2	31	11.88	11.88

RECEIVE YDS/GAME (Minimum Games Played Pct. 75%)

#	Player	G	No.	Yds	TD	Long	Avg/c	Yds/g
1	Robinson, Noah - RM	7	36	560	4	75	15.56	80.00
2	Barmore, Cameron - Mercy	7	41	515	8	27	12.56	73.57
3	Bonelli, Jaylen - WC	8	36	588	5	68	16.33	73.50
4	Love, Michael - LIU	8	40	505	7	67	12.63	63.13
5	Thomson, Gavin - SF-PA	6	22	349	3	64	15.86	58.17
6	Isabella, Joey - DU	5	17	249	4	45	14.65	49.80
7	Plaskon, Michael - CCSU	7	26	341	1	56	13.12	48.71
8	Afful, Tedy - DU	6	22	236	4	44	10.73	39.33
9	Erby, John - DU	6	21	229	1	25	10.90	38.17
10	Ruff, Cody - STO	6	15	218	2	50	14.53	36.33

YARDS PER CATCH (Minimum 2 Receptions/Game, Games Played Pct. 75%)

#	Player	G	No.	Yds	TD	Long	Avg/c	Yds/g
1	Bonelli, Jaylen - WC	8	36	588	5	68	16.33	73.50
2	Thomson, Gavin - SF-PA	6	22	349	3	64	15.86	58.17
3	Robinson, Noah - RM	7	36	560	4	75	15.56	80.00
4	Isabella, Joey - DU	5	17	249	4	45	14.65	49.80
5	Ruff, Cody - STO	6	15	218	2	50	14.53	36.33
6	Charles, Shawn - RM	7	14	195	2	86	13.93	27.86
7	Plaskon, Michael - CCSU	7	26	341	1	56	13.12	48.71
8	Love, Michael - LIU	8	40	505	7	67	12.63	63.13
9	Barmore, Cameron - Mercy	7	41	515	8	27	12.56	73.57
10	Ivory, Jayden - SF-PA	7	19	233	0	30	12.26	33.29

RECEPTIONS

#	Player	G	No.	Yds	TD	Long	Avg/c	Yds/g
1	Barmore, Cameron - Mercy	7	41	515	8	27	12.56	73.57
2	Love, Michael - LIU	8	40	505	7	67	12.63	63.13
3	Bonelli, Jaylen - WC	8	36	588	5	68	16.33	73.50
4	Robinson, Noah - RM	7	36	560	4	75	15.56	80.00
5	Plaskon, Michael - CCSU	7	26	341	1	56	13.12	48.71
6	Thomson, Gavin - SF-PA	6	22	349	3	64	15.86	58.17
7	Kerbacher, Joe - Mercy	7	22	175	1	44	7.95	25.00
8	Afful, Tedy - DU	6	22	236	4	44	10.73	39.33
9	Erby, John - DU	6	21	229	1	25	10.90	38.17
10	Davis, Chaz - Mercy	7	21	251	1	29	11.95	35.86

RECEPTION YARDS

#	Player	G	No.	Yds	TD	Long	Avg/c	Yds/g
1	Bonelli, Jaylen - WC	8	36	588	5	68	16.33	73.50
2	Robinson, Noah - RM	7	36	560	4	75	15.56	80.00
3	Barmore, Cameron - Mercy	7	41	515	8	27	12.56	73.57
4	Love, Michael - LIU	8	40	505	7	67	12.63	63.13
5	Thomson, Gavin - SF-PA	6	22	349	3	64	15.86	58.17
6	Plaskon, Michael - CCSU	7	26	341	1	56	13.12	48.71
7	Davis, Chaz - Mercy	7	21	251	1	29	11.95	35.86
8	Isabella, Joey - DU	5	17	249	4	45	14.65	49.80
9	Smith, Carl - RM	7	12	241	1	42	20.08	34.43
10	Afful, Tedy - DU	6	22	236	4	44	10.73	39.33

PUNTING (Minimum 3.6 Punts/Game, Games Played Pct. 75%)

#	Player	G	No.	Yds	Lg	I20	50+	TB	Avg.
1	Clark, Aidan - CCSU	7	36	1591	84	12	8	3	44.19
2	Cirulli, Aidan - SF-PA	7	46	1962	69	12	8	5	42.65
3	Earnest, Steven - RM	7	34	1429	59	16	7	3	42.03
4	Romenick, Kyle - DU	6	25	1023	57	5	2	2	40.92
5	Tanzola, Nicholas - STO	6	27	1097	76	8	5	3	40.63
6	Lynch, Will - LIU	8	36	1360	53	8	2	1	37.78

PATS KICKS MADE

#	Player	G	Made	Att.	Pct.
1	Jenkins, Jayson - RM	7	22	25	88.00
2	Coney, Michael - LIU	8	20	20	100.00
3	Barnum, Jack - CCSU	7	19	20	95.00
4	Nagucki, Nathan - Mercy	7	17	21	80.95
5	Bruzdeewicz, Brian - DU	6	14	16	87.50
6	Hurley, Danny - STO	6	12	13	92.31
7	Plummer, Mac - SF-PA	7	8	10	80.00
8	Schwindt, Matthew - WC	4	8	8	100.00
9	Liszner, Ryan - WC	7	6	8	75.00
10	Smith, Andrew - DU	6	5	5	100.00



2024-25 NEC Football
Extended Individual Statistics
All games

Page 5/7
as of Oct 20, 2024

NUMBER OF PUNTS

#	Player	G	No.	Yds	Lg	120	50+	TB	Avg.
1	Cirulli, Aidan - SF-PA	7	46	1962	69	12	8	5	42.65
2	Lynch, Will - LIU	8	36	1360	53	8	2	1	37.78
3	Clark, Aidan - CCSU	7	36	1591	84	12	8	3	44.19
4	Earnest, Steven - RM	7	34	1429	59	16	7	3	42.03
5	Tanzola, Nicholas - STO	6	27	1097	76	8	5	3	40.63
6	Romenick, Kyle - DU	6	25	1023	57	5	2	2	40.92
7	Marzola, Bailey - WC	4	24	991	67	6	4	1	41.29
8	Brown, Joshua - WC	6	17	733	62	6	5	2	43.12
9	Pittman, Hunter - Mercy	5	11	466	58	2	2	1	42.36
10	McGuire, Garrett - Mercy	4	6	192	49	0	0	0	32.00

YARDS PUNTED

#	Player	G	No.	Yds	Lg	120	50+	TB	Avg.
1	Cirulli, Aidan - SF-PA	7	46	1962	69	12	8	5	42.65
2	Clark, Aidan - CCSU	7	36	1591	84	12	8	3	44.19
3	Earnest, Steven - RM	7	34	1429	59	16	7	3	42.03
4	Lynch, Will - LIU	8	36	1360	53	8	2	1	37.78
5	Tanzola, Nicholas - STO	6	27	1097	76	8	5	3	40.63
6	Romenick, Kyle - DU	6	25	1023	57	5	2	2	40.92
7	Marzola, Bailey - WC	4	24	991	67	6	4	1	41.29
8	Brown, Joshua - WC	6	17	733	62	6	5	2	43.12
9	Pittman, Hunter - Mercy	5	11	466	58	2	2	1	42.36
10	McGuire, Garrett - Mercy	4	6	192	49	0	0	0	32.00

PAT KICKING PCT (Minimum Games Played Pct. 75%)

#	Player	G	Made	Att.	Pct.
1	Coney, Michael - LIU	8	20	20	100.00
2	Smith, Andrew - DU	6	5	5	100.00
3	Barnum, Jack - CCSU	7	19	20	95.00
4	Hurley, Danny - STO	6	12	13	92.31
5	Jenkins, Jayson - RM	7	22	25	88.00
6	Bruzdewicz, Brian - DU	6	14	16	87.50
7	Nagucki, Nathan - Mercy	7	17	21	80.95
8	Plummer, Mac - SF-PA	7	8	10	80.00
9	Liszner, Ryan - WC	7	6	8	75.00

PAT KICKING ATTEMPTS

#	Player	G	Made	Att.	Pct.
1	Jenkins, Jayson - RM	7	22	25	88.00
2	Nagucki, Nathan - Mercy	7	17	21	80.95
3	Barnum, Jack - CCSU	7	19	20	95.00
4	Coney, Michael - LIU	8	20	20	100.00
5	Bruzdewicz, Brian - DU	6	14	16	87.50
6	Hurley, Danny - STO	6	12	13	92.31
7	Plummer, Mac - SF-PA	7	8	10	80.00
8	Schwindt, Matthew - WC	4	8	8	100.00
9	Liszner, Ryan - WC	7	6	8	75.00
10	Smith, Andrew - DU	6	5	5	100.00

PUNT RETURN AVG (Minimum Games Played Pct. 75%)

#	Player	G	No.	Yds	TD	Long	Avg/g
1	Davis, Chaz - Mercy	7	5	107	0	55	21.40
2	Kerbacher, Joe - Mercy	7	1	16	0	16	16.00
3	Colclough, Jeremiah - WC	8	3	29	0	19	9.67

FIELD GOALS (Minimum Games Played Pct. 75%)

#	Player	G	Made	Att.	Long	Pct.	FG/G.
1	Barnum, Jack - CCSU	7	10	14	50	71.43	1.43
2	Plummer, Mac - SF-PA	7	4	7	50	57.14	0.57
3	Coney, Michael - LIU	8	4	7	42	57.14	0.50
4	Nagucki, Nathan - Mercy	7	3	4	21	75.00	0.43
5	Bruzdewicz, Brian - DU	6	2	4	33	50.00	0.33
6	Jenkins, Jayson - RM	7	2	4	43	50.00	0.29
7	Hurley, Danny - STO	6	1	4	21	25.00	0.17
8	Liszner, Ryan - WC	7	1	1	31	100.00	0.14

FIELD GOAL PCT (Minimum Games Played Pct. 75%)

#	Player	G	Made	Att.	Long	Pct.
1	Liszner, Ryan - WC	7	1	1	31	100.00
2	Nagucki, Nathan - Mercy	7	3	4	21	75.00
3	Barnum, Jack - CCSU	7	10	14	50	71.43
4	Plummer, Mac - SF-PA	7	4	7	50	57.14
5	Coney, Michael - LIU	8	4	7	42	57.14
6	Jenkins, Jayson - RM	7	2	4	43	50.00
7	Bruzdewicz, Brian - DU	6	2	4	33	50.00
8	Hurley, Danny - STO	6	1	4	21	25.00

FIELD GOALS ATTEMPTED

#	Player	G	Made	Att.	Long	Pct.
1	Barnum, Jack - CCSU	7	10	14	50	71.43
2	Plummer, Mac - SF-PA	7	4	7	50	57.14
3	Coney, Michael - LIU	8	4	7	42	57.14
4	Bruzdewicz, Brian - DU	6	2	4	33	50.00
5	Hurley, Danny - STO	6	1	4	21	25.00
6	Jenkins, Jayson - RM	7	2	4	43	50.00
7	Nagucki, Nathan - Mercy	7	3	4	21	75.00
8	Borner, Drew - WC	3	1	2	30	50.00
9	Schwindt, Matthew - WC	4	1	1	25	100.00
10	Liszner, Ryan - WC	7	1	1	31	100.00

FIELD GOALS MADE

#	Player	G	Made	Att.	Long	Pct.
1	Barnum, Jack - CCSU	7	10	14	50	71.43
2	Plummer, Mac - SF-PA	7	4	7	50	57.14
3	Coney, Michael - LIU	8	4	7	42	57.14
4	Nagucki, Nathan - Mercy	7	3	4	21	75.00
5	Jenkins, Jayson - RM	7	2	4	43	50.00
6	Bruzdewicz, Brian - DU	6	2	4	33	50.00
7	Liszner, Ryan - WC	7	1	1	31	100.00
8	Schwindt, Matthew - WC	4	1	1	25	100.00
9	Borner, Drew - WC	3	1	2	30	50.00
10	Hurley, Danny - STO	6	1	4	21	25.00

KICK RETURN AVG (Minimum Games Played Pct. 75%)

#	Player	G	No.	Yds	TD	Long	Avg/g
1	Crawford, DaMario - SF-PA	6	7	236	1	94	33.71
2	Turner, Jadon - CCSU	7	10	251	0	53	25.10
3	Drake, Kyree - STO	6	11	269	0	70	24.45



2024-25 NEC Football
Extended Individual Statistics
All games

Page 6/7
as of Oct 20, 2024

PUNT RETURNS (Minimum 1.2 Punt Returns/Game)

#	Player	G	No.	Yds	TD	Long	Avg/g
1	Howard, Tahseen - RM	7	11	80	0	43	7.27
2	Plaskon, Michael - CCSU	7	10	54	0	12	5.40
3	Henderson, Nigel - STO	6	9	17	0	8	1.89
4	Erby, John - DU	6	9	71	0	32	7.89

PUNT RETURN YARDS

#	Player	G	No.	Yds	TD	Long	Avg/g
1	Davis, Chaz - Mercy	7	5	107	0	55	21.40
2	Howard, Tahseen - RM	7	11	80	0	43	7.27
3	Erby, John - DU	6	9	71	0	32	7.89
4	Plaskon, Michael - CCSU	7	10	54	0	12	5.40
5	Hibbert, Leisaan - LIU	8	4	38	0	24	9.50
6	Tutino, Aaron - SF-PA	7	7	31	0	13	4.43
7	Colclough, Jeremiah - WC	8	3	29	0	19	9.67
8	Love, Michael - LIU	8	5	29	0	15	5.80
9	Sasu, Jaden - CCSU	1	1	24	0	24	24.00
10	Henderson, Nigel - STO	6	9	17	0	8	1.89

PUNT RETURN TDS

#	Player	G	No.	Yds	TD	Long	Avg/g
---	--------	---	-----	-----	----	------	-------

INTERCEPTIONS (Minimum Games Played Pct. 75%)

#	Player	G	No.	Yds	TD	Long	Avg/g
1	Davis, Christian - WC	8	3	50	0	29	0.38
2	Harvey, Tyris - RM	7	2	31	0	31	0.29
3	Rayside, Jayvis - CCSU	7	2	14	0	13	0.29
4	Carter, Robert - RM	7	2	23	0	23	0.29
5	Ricci, Zachary - WC	8	2	64	0	64	0.25
6	Miller, Luke - DU	5	1	8	0	8	0.20
7	Williams, Jahnez - STO	5	1	0	0	0	0.20
8	Verilus, Seth - RM	6	1	15	0	15	0.17
9	Epps, Antonio - DU	6	1	0	0	0	0.17
10	Barnes, CJ - DU	6	1	4	0	4	0.17

INTERCEPTION RET YARDS

#	Player	G	No.	Yds	TD	Long	Yds/i
1	Ricci, Zachary - WC	8	2	64	0	64	32.00
2	Davis, Christian - WC	8	3	50	0	29	16.67
3	Howard, Ty - DU	4	1	40	1	40	40.00
4	McLean, Deon - CCSU	6	1	35	0	35	35.00
5	Davis, Carnell - DU	6	1	35	0	35	35.00
6	Harvey, Tyris - RM	7	2	31	0	31	15.50
7	Buterbaugh, Tyler - Mercy	7	1	30	0	30	30.00
8	Laing, Kyler - Mercy	5	1	30	0	30	30.00
9	Carter, Robert - RM	7	2	23	0	23	11.50
10	Seide, Mo - STO	6	1	16	0	16	16.00

KICK RETURNS (Minimum 1.2 Total Kick Returns/Game)

#	Player	G	No.	Yds	TD	Long	Avg/g
1	Martin, Sam - WC	8	13	308	0	57	23.69
2	Davis, Chaz - Mercy	7	12	236	0	35	19.67
3	Drake, Kyree - STO	6	11	269	0	70	24.45
4	Ridgley, Trenell - RM	7	11	233	0	44	21.18
5	Turner, Jadon - CCSU	7	10	251	0	53	25.10

KICK RETURN YARDS

#	Player	G	No.	Yds	TD	Long	Avg/g
1	Martin, Sam - WC	8	13	308	0	57	23.69
2	Drake, Kyree - STO	6	11	269	0	70	24.45
3	Turner, Jadon - CCSU	7	10	251	0	53	25.10
4	Crawford, DaMario - SF-PA	6	7	236	1	94	33.71
5	Davis, Chaz - Mercy	7	12	236	0	35	19.67
6	Ridgley, Trenell - RM	7	11	233	0	44	21.18
7	Johnson, Jermaine - DU	6	6	114	0	32	19.00
8	Love, Michael - LIU	8	6	104	0	22	17.33
9	Roberson, Joshua - STO	4	4	79	0	35	19.75
10	Cooper, Malik - WC	8	4	74	0	23	18.50

KICK RETURN TDS

#	Player	G	No.	Yds	TD	Long	Avg/g
1	Crawford, DaMario - SF-PA	6	7	236	1	94	33.71

INTERCEPTION RETURNS

#	Player	G	No.	Yds	TD	Long	Yds/i
1	Davis, Christian - WC	8	3	50	0	29	16.67
2	Rayside, Jayvis - CCSU	7	2	14	0	13	7.00
3	Harvey, Tyris - RM	7	2	31	0	31	15.50
4	Ricci, Zachary - WC	8	2	64	0	64	32.00
5	Carter, Robert - RM	7	2	23	0	23	11.50
6	Thomas, Will - Mercy	7	1	9	0	9	9.00
7	Wilmer, Maurice - LIU	6	1	0	0	0	0.00
8	Barnes, CJ - DU	6	1	4	0	4	4.00
9	Walden Jr., Davone - CCSU	7	1	0	0	0	0.00
10	Verilus, Seth - RM	6	1	15	0	15	15.00

INTERCEPTION RETURN TDS

#	Player	G	No.	Yds	TD	Long	Yds/i
1	Howard, Ty - DU	4	1	40	1	40	40.00



2024-25 NEC Football
Extended Individual Statistics
All games

Page 7/7
as of Oct 20, 2024

TACKLES (All positions) (Minimum Games Played Pct. 75%)

#	Player	G	Pos	Solo	Ast	Total	Avg/g
1	Clark, Kimal - CCSU	7	DB	40	33	73	10.43
2	Buterbaugh, Tyler - Mercy	7	LB	33	28	61	8.71
3	Freeman, Keon - RM	7	LB	28	28	56	8.00
4	Shegog, Jamar - RM	7	LB	30	23	53	7.57
5	Helsley, Zack - Mercy	7	DB	23	29	52	7.43
6	Hill, Zach - Mercy	7	LB	16	33	49	7.00
7	Reilly, Justin - WC	8	DB	27	28	55	6.88
8	McLeer, Trey - SF-PA	7	DB	24	22	46	6.57
9	Royster, Pierre - SF-PA	7	DB	26	17	43	6.14
10	Wright, Malachi - CCSU	7	LB	16	27	43	6.14
11	Garcia, Jojo - LIU	8	DB	29	19	48	6.00
12	Miller, Luke - DU	5	LB	19	10	29	5.80
13	Irvine, Jordan - STO	6	DB	23	11	34	5.67
14	Warren, Jacques - RM	6	DB	17	16	33	5.50
15	Brown Jr., Fran - SF-PA	6	LB	19	14	33	5.50
16	Battaglia, Charles - STO	6	LB	16	17	33	5.50
17	Fasolino, Rafael - LIU	8	S	20	22	42	5.25
18	Athy, Zack - STO	6	DT	12	19	31	5.17
19	Stoll, Jack - CCSU	7	LB	19	16	35	5.00
20	Pierce, Dee - RM	7	DB	18	17	35	5.00
21	Justice, Jalin - WC	8	LB	15	23	38	4.75
22	Thomas, Will - Mercy	7	LB	13	20	33	4.71
23	Bannon, Tyler - STO	6	LB	14	14	28	4.67
24	Martin, Sam - WC	8	S	22	15	37	4.63
25	DeVirgilio, Matthew - STO	5	LB	5	18	23	4.60
26	Henritzy, Caden - STO	5	LB	10	13	23	4.60
27	Verilus, Seth - RM	6	LB	12	15	27	4.50
28	Swaim, Mercury - SF-PA	7	LB	17	14	31	4.43
29	Mackey, Anthony - Mercy	7	DB	17	13	30	4.29
30	Howard, Jalen - CCSU	7	DL	11	19	30	4.29
31	Barber, William - RM	7	DB	15	15	30	4.29
32	Crawford, DaMario - SF-PA	6	DB	16	9	25	4.17
33	Barnes, CJ - DU	6	DB	15	10	25	4.17
34	Epps, Antonio - DU	6	DB	15	10	25	4.17
35	Carter, Robert - RM	7	DB	19	10	29	4.14
36	Harvey, Tyris - RM	7	DB	17	12	29	4.14
37	Liverpool, Jorel - WC	8	DE	14	19	33	4.13
38	Calgaro, Geno - SF-PA	7	LB	15	13	28	4.00
39	Walden Jr., Davone - CCSU	7	DB	19	9	28	4.00
40	Smith, Justin - WC	8	DB	18	14	32	4.00
41	Tangelo, Paul - SF-PA	7	LB	15	12	27	3.86
42	Suffrant, Guershan - STO	6	DB	13	10	23	3.83
43	Rizzo, Gianni - DU	6	LB	11	12	23	3.83
44	McCormick, Liam - LIU	7	DL	7	19	26	3.71
45	Johnson, Jordan - WC	8	LB	19	10	29	3.63
46	Barnes, Logan - WC	8	DL	10	19	29	3.63
47	Toatley, Dan - CCSU	7	DL	6	18	24	3.43
48	St John, Elijah - LIU	8	DL	7	20	27	3.38
49	Wilmer, Maurice - LIU	6	LB	8	12	20	3.33
50	Thomas, Eyan - SF-PA	7	DL	12	11	23	3.29

SACKS (Minimum Games Played Pct. 75%)

#	Player	G	Pos	Solo	Ast	Total	Avg/g
1	Howard, Jalen - CCSU	7	DL	5	3	6.5	0.93
2	Schmidt, Turner - RM	7	TE	4	1	4.5	0.64
3	Lambert, Lucas - RM	6	DL	3	1	3.5	0.58
4	Tangelo, Paul - SF-PA	7	LB	4	0	4	0.57
5	Toatley, Dan - CCSU	7	DL	2	4	4	0.57
6	Liverpool, Jorel - WC	8	DE	3	3	4.5	0.56
7	Barnes, Logan - WC	8	DL	3	2	4	0.50
8	Dunkley, Jack - DU	6	DL	3	0	3	0.50
9	McCormick, Liam - LIU	7	DL	2	2	3	0.43
10	Shegog, Jamar - RM	7	LB	3	0	3	0.43

TACKLES FOR LOSS (Minimum 1.25 Total Tackles For Loss/Game, Games Played Pct. 75%)

#	Player	G	Pos	Solo	Ast	Total	Avg/g
---	--------	---	-----	------	-----	-------	-------

FUMBLES FORCED (Minimum Games Played Pct. 75%)

#	Player	G	No.	Avg/g
1	Cole, Ethon - DU	6	2	0.33
2	Toatley, Dan - CCSU	7	2	0.29
3	Tangelo, Paul - SF-PA	7	2	0.29
4	Barber, William - RM	7	2	0.29
5	St John, Elijah - LIU	8	2	0.25
6	Henritzy, Caden - STO	5	1	0.20
7	Djimbou, Sidoine - STO	5	1	0.20
8	Lowery, Malichi - DU	5	1	0.20
9	Barnes, CJ - DU	6	1	0.17
10	Dunkley, Jack - DU	6	1	0.17

FUMBLES RECOVERED (Minimum Games Played Pct. 75%)

#	Player	G	No.	Avg/g
1	Thomas, Vince - CCSU	7	2	0.29
2	Bierals, Eddie - SF-PA	7	2	0.29
3	Lowery, Malichi - DU	5	1	0.20
4	Brown Jr., Fran - SF-PA	6	1	0.17
5	Kurzinger, Kevin - DU	6	1	0.17
6	Bannon, Tyler - STO	6	1	0.17
7	Verilus, Seth - RM	6	1	0.17
8	McClean, Deon - CCSU	6	1	0.17
9	Harris, Justin - DU	6	1	0.17
10	Freeman, Keon - RM	7	1	0.14

PASSES DEFENDED (Minimum Games Played Pct. 75%)

#	Player	G	Brup	Int.	Total	Avg/g
1	Harvey, Tyris - RM	7	9	2	11	1.57
2	Dravet, Riley - WC	8	8	0	8	1.00
3	Carter, Robert - RM	7	5	2	7	1.00
4	Butler, Mekhi - SF-PA	7	6	0	6	0.86
5	Ricci, Zachary - WC	8	4	2	6	0.75
6	Swaim, Mercury - SF-PA	7	5	0	5	0.71
7	Warren, Jacques - RM	6	4	0	4	0.67
8	Cole, Ethon - DU	6	4	0	4	0.67
9	Barnes, CJ - DU	6	3	1	4	0.67
10	Verilus, Seth - RM	6	3	1	4	0.67



2024-25 NEC Football
Extended Team Leaders
All games

Page 1/12
as of Oct 20, 2024

SCORING OFFENSE

Team	G	TD	FG	XPT	2XP	DXP	Saf	Pts	Avg/G
Mercyhurst	7	28	3	18	2	0	0	199	28.43
Robert Morris	7	26	2	22	1	0	0	186	26.57
Duquesne	6	22	2	20	0	0	0	158	26.33
Central Conn. St.	7	21	10	19	0	0	1	177	25.29
Wagner	8	22	3	18	0	0	1	161	20.13
LIU	8	20	4	20	0	0	0	152	19
Stonehill	6	13	1	12	0	0	0	93	15.5
Saint Francis	7	11	4	8	1	0	0	88	12.57

TOTAL DEFENSE

Team	G	Rush	Pass	Plays	Yards	Avg/P	TD	Avg/G
Wagner	8	1062	1275	480	2337	4.87	20	292.13
Saint Francis	7	658	1394	479	2052	4.28	15	293.14
Central Conn. St.	7	774	1560	449	2334	5.2	20	333.43
Duquesne	6	828	1188	356	2016	5.66	21	336
LIU	8	1225	1547	474	2772	5.85	31	346.5
Robert Morris	7	1222	1497	462	2719	5.89	21	388.43
Mercyhurst	7	1397	1373	438	2770	6.32	29	395.71
Stonehill	6	1527	1090	398	2617	6.58	27	436.17

SCORING DEFENSE

Team	G	TD	FG	XPT	2XP	DXP	Saf	Pts	Avg/G
Wagner	8	21	3	21	0	0	0	156	19.5
Robert Morris	7	21	5	18	1	0	1	163	23.29
Saint Francis	7	20	9	18	0	0	1	167	23.86
Duquesne	6	22	1	21	1	0	0	158	26.33
Central Conn. St.	7	25	5	22	0	0	0	187	26.71
LIU	8	33	5	28	1	0	0	243	30.38
Mercyhurst	7	30	5	26	2	1	0	227	32.43
Stonehill	6	28	5	27	0	0	0	210	35

TOTAL OFFENSE PLAYS

Team	G	Rush	Pass	Plays	Yards	Avg/P	TD	Avg/G
Wagner	8	1037	1527	483	2564	5.31	22	320.5
LIU	8	1429	1178	480	2607	5.43	20	325.88
Central Conn. St.	7	1044	1269	464	2313	4.98	19	330.43
Mercyhurst	7	712	1795	440	2507	5.7	27	358.14
Robert Morris	7	928	1669	429	2597	6.05	25	371
Saint Francis	7	789	997	412	1786	4.33	9	255.14
Stonehill	6	897	795	366	1692	4.62	13	282
Duquesne	6	1011	959	363	1970	5.43	20	328.33

TOUCHDOWNS SCORED

Team	G	TD	FG	XPT	2XP	DXP	Saf	Pts	Avg/G
Mercyhurst	7	28	3	18	2	0	0	199	28.43
Robert Morris	7	26	2	22	1	0	0	186	26.57
Wagner	8	22	3	18	0	0	1	161	20.13
Duquesne	6	22	2	20	0	0	0	158	26.33
Central Conn. St.	7	21	10	19	0	0	1	177	25.29
LIU	8	20	4	20	0	0	0	152	19
Stonehill	6	13	1	12	0	0	0	93	15.5
Saint Francis	7	11	4	8	1	0	0	88	12.57

TOTAL OFFENSE YARDS

Team	G	Rush	Pass	Plays	Yards	Avg/P	TD	Avg/G
LIU	8	1429	1178	480	2607	5.43	20	325.88
Robert Morris	7	928	1669	429	2597	6.05	25	371
Wagner	8	1037	1527	483	2564	5.31	22	320.5
Mercyhurst	7	712	1795	440	2507	5.7	27	358.14
Central Conn. St.	7	1044	1269	464	2313	4.98	19	330.43
Duquesne	6	1011	959	363	1970	5.43	20	328.33
Saint Francis	7	789	997	412	1786	4.33	9	255.14
Stonehill	6	897	795	366	1692	4.62	13	282

PTS SCORED KICKING

Team	G	TD	FG	XPT	2XP	DXP	Saf	Pts	Avg/G
Mercyhurst	7	28	3	18	2	0	0	199	28.43
Robert Morris	7	26	2	22	1	0	0	186	26.57
Central Conn. St.	7	21	10	19	0	0	1	177	25.29
Wagner	8	22	3	18	0	0	1	161	20.13
Duquesne	6	22	2	20	0	0	0	158	26.33
LIU	8	20	4	20	0	0	0	152	19
Stonehill	6	13	1	12	0	0	0	93	15.5
Saint Francis	7	11	4	8	1	0	0	88	12.57

TOTAL OFF. AVG/PLAY

Team	G	Rush	Pass	Plays	Yards	Avg/P	TD	Avg/G
Robert Morris	7	928	1669	429	2597	6.05	25	371
Mercyhurst	7	712	1795	440	2507	5.7	27	358.14
LIU	8	1429	1178	480	2607	5.43	20	325.88
Duquesne	6	1011	959	363	1970	5.43	20	328.33
Wagner	8	1037	1527	483	2564	5.31	22	320.5
Central Conn. St.	7	1044	1269	464	2313	4.98	19	330.43
Stonehill	6	897	795	366	1692	4.62	13	282
Saint Francis	7	789	997	412	1786	4.33	9	255.14



2024-25 NEC Football
Extended Team Leaders
All games

Page 2/12
as of Oct 20, 2024

TOTAL OFFENSE

Team	G	Rush	Pass	Plays	Yards	Avg/P	TD	Avg/G
Robert Morris	7	928	1669	429	2597	6.05	25	371
Mercyhurst	7	712	1795	440	2507	5.7	27	358.14
Central Conn. St.	7	1044	1269	464	2313	4.98	19	330.43
Duquesne	6	1011	959	363	1970	5.43	20	328.33
LIU	8	1429	1178	480	2607	5.43	20	325.88
Wagner	8	1037	1527	483	2564	5.31	22	320.5
Stonehill	6	897	795	366	1692	4.62	13	282
Saint Francis	7	789	997	412	1786	4.33	9	255.14

TOTAL OFFENSE TDS

Team	G	Rush	Pass	Plays	Yards	Avg/P	TD	Avg/G
Mercyhurst	7	712	1795	440	2507	5.7	27	358.14
Robert Morris	7	928	1669	429	2597	6.05	25	371
Wagner	8	1037	1527	483	2564	5.31	22	320.5
LIU	8	1429	1178	480	2607	5.43	20	325.88
Duquesne	6	1011	959	363	1970	5.43	20	328.33
Central Conn. St.	7	1044	1269	464	2313	4.98	19	330.43
Stonehill	6	897	795	366	1692	4.62	13	282
Saint Francis	7	789	997	412	1786	4.33	9	255.14

RUSHING OFFENSE

Team	G	Att	Yards	Avg/A	Long	TD	Avg/G
LIU	8	281	1429	5.09	48	9	178.63
Duquesne	6	206	1011	4.91	75	7	168.5
Stonehill	6	231	897	3.88	72	8	149.5
Central Conn. St.	7	264	1044	3.95	59	8	149.14
Robert Morris	7	217	928	4.28	49	11	132.57
Wagner	8	255	1037	4.07	60	5	129.63
Saint Francis	7	239	789	3.3	97	5	112.71
Mercyhurst	7	184	712	3.87	56	8	101.71

RUSHING TDS

Team	G	Att	Yards	Avg/A	Long	TD	Avg/G
Robert Morris	7	217	928	4.28	49	11	132.57
LIU	8	281	1429	5.09	48	9	178.63
Stonehill	6	231	897	3.88	72	8	149.5
Mercyhurst	7	184	712	3.87	56	8	101.71
Central Conn. St.	7	264	1044	3.95	59	8	149.14
Duquesne	6	206	1011	4.91	75	7	168.5
Wagner	8	255	1037	4.07	60	5	129.63
Saint Francis	7	239	789	3.3	97	5	112.71

RUSHING DEFENSE

Team	G	Att	Yards	Avg/A	Long	TD	Avg/G
Saint Francis	7	247	658	2.66	32	5	94
Central Conn. St.	7	233	774	3.32	97	12	110.57
Wagner	8	276	1062	3.85	60	16	132.75
Duquesne	6	197	828	4.2	48	10	138
LIU	8	299	1225	4.1	41	17	153.13
Robert Morris	7	240	1222	5.09	63	9	174.57
Mercyhurst	7	265	1397	5.27	59	11	199.57
Stonehill	6	276	1527	5.53	54	13	254.5

PASS EFFICIENCY

Team	G	Comp-Att-Int	Pct.	Yds	Avg/G	TD	Effic
Robert Morris	7	146 - 212 - 5	68.87	1669	238.43	14	152.07
Mercyhurst	7	170 - 256 - 4	66.41	1795	256.43	19	146.67
Duquesne	6	92 - 157 - 5	58.60	959	159.83	13	130.86
Wagner	8	127 - 228 - 9	55.70	1527	190.88	17	128.67
LIU	8	105 - 199 - 3	52.76	1178	147.25	11	117.71
Central Conn. St.	7	103 - 200 - 6	51.50	1269	181.29	11	116.95
Saint Francis	7	102 - 173 - 5	58.96	997	142.43	4	109.22
Stonehill	6	67 - 135 - 7	49.63	795	132.50	5	100.95

YARDS PER RUSH

Team	G	Att	Yards	Avg/A	Long	TD	Avg/G
LIU	8	281	1429	5.09	48	9	178.63
Duquesne	6	206	1011	4.91	75	7	168.5
Robert Morris	7	217	928	4.28	49	11	132.57
Wagner	8	255	1037	4.07	60	5	129.63
Central Conn. St.	7	264	1044	3.95	59	8	149.14
Stonehill	6	231	897	3.88	72	8	149.5
Mercyhurst	7	184	712	3.87	56	8	101.71
Saint Francis	7	239	789	3.3	97	5	112.71

PASS DEFENSE EFFIC.

Team	G	Comp-Att-Int	Pct.	Yds	Avg/G	TD	Effic
Wagner	8	119 - 204 - 9	58.33	1275	159.38	4	108.48
Saint Francis	7	135 - 232 - 2	58.19	1394	199.14	10	121.16
Robert Morris	7	133 - 222 - 5	59.91	1497	213.86	12	129.89
Central Conn. St.	7	134 - 216 - 5	62.04	1560	222.86	8	130.30
Duquesne	6	95 - 159 - 5	59.75	1188	198.00	11	139.05
Mercyhurst	7	103 - 173 - 3	59.54	1373	196.14	18	157.07
LIU	8	110 - 175 - 2	62.86	1547	193.38	14	161.23
Stonehill	6	69 - 122 - 2	56.56	1090	181.67	14	166.20



**2024-25 NEC Football
Extended Team Leaders
All games**

Page 3/12
as of Oct 20, 2024

RUSH ATTEMPTS

Team	G	Att	Yards	Avg/A	Long	TD	Avg/G
LIU	8	281	1429	5.09	48	9	178.63
Central Conn. St.	7	264	1044	3.95	59	8	149.14
Wagner	8	255	1037	4.07	60	5	129.63
Saint Francis	7	239	789	3.3	97	5	112.71
Stonehill	6	231	897	3.88	72	8	149.5
Robert Morris	7	217	928	4.28	49	11	132.57
Duquesne	6	206	1011	4.91	75	7	168.5
Mercyhurst	7	184	712	3.87	56	8	101.71

RUSH YARDS

Team	G	Att	Yards	Avg/A	Long	TD	Avg/G
LIU	8	281	1429	5.09	48	9	178.63
Central Conn. St.	7	264	1044	3.95	59	8	149.14
Wagner	8	255	1037	4.07	60	5	129.63
Duquesne	6	206	1011	4.91	75	7	168.5
Robert Morris	7	217	928	4.28	49	11	132.57
Stonehill	6	231	897	3.88	72	8	149.5
Saint Francis	7	239	789	3.3	97	5	112.71
Mercyhurst	7	184	712	3.87	56	8	101.71



2024-25 NEC Football
Extended Team Leaders
All games

Page 4/12
as of Oct 20, 2024

PASS OFFENSE

Team	G	Comp-Att-Int	Pct.	Yds	Avg/A	TD	Avg/G
Mercyhurst	7	170 - 256 - 4	66.41	1795	7.01	19	256.43
Robert Morris	7	146 - 212 - 5	68.87	1669	7.87	14	238.43
Wagner	8	127 - 228 - 9	55.70	1527	6.70	17	190.88
Central Conn. St.	7	103 - 200 - 6	51.50	1269	6.35	11	181.29
Duquesne	6	92 - 157 - 5	58.60	959	6.11	13	159.83
LIU	8	105 - 199 - 3	52.76	1178	5.92	11	147.25
Saint Francis	7	102 - 173 - 5	58.96	997	5.76	4	142.43
Stonehill	6	67 - 135 - 7	49.63	795	5.89	5	132.50

PASS COMP. PCT

Team	G	Comp-Att-Int	Pct.	Yds	Avg/A	TD	Avg/G
Robert Morris	7	146 - 212 - 5	68.87	1669	7.87	14	238.43
Mercyhurst	7	170 - 256 - 4	66.41	1795	7.01	19	256.43
Saint Francis	7	102 - 173 - 5	58.96	997	5.76	4	142.43
Duquesne	6	92 - 157 - 5	58.60	959	6.11	13	159.83
Wagner	8	127 - 228 - 9	55.70	1527	6.70	17	190.88
LIU	8	105 - 199 - 3	52.76	1178	5.92	11	147.25
Central Conn. St.	7	103 - 200 - 6	51.50	1269	6.35	11	181.29
Stonehill	6	67 - 135 - 7	49.63	795	5.89	5	132.50

PASS DEFENSE

Team	G	Comp-Att-Int	Pct.	Yds	Avg/A	TD	Avg/G
Wagner	8	119 - 204 - 9	58.33	1275	6.25	4	159.38
Stonehill	6	69 - 122 - 2	56.56	1090	8.93	14	181.67
LIU	8	110 - 175 - 2	62.86	1547	8.84	14	193.38
Mercyhurst	7	103 - 173 - 3	59.54	1373	7.94	18	196.14
Duquesne	6	95 - 159 - 5	59.75	1188	7.47	11	198.00
Saint Francis	7	135 - 232 - 2	58.19	1394	6.01	10	199.14
Robert Morris	7	133 - 222 - 5	59.91	1497	6.74	12	213.86
Central Conn. St.	7	134 - 216 - 5	62.04	1560	7.22	8	222.86

PASS YDS/COMP.

Team	G	Comp-Att-Int	Pct.	Yds	Avg/A	TD	Avg/G
Robert Morris	7	146 - 212 - 5	68.87	1669	7.87	14	238.43
Mercyhurst	7	170 - 256 - 4	66.41	1795	7.01	19	256.43
Duquesne	6	92 - 157 - 5	58.60	959	6.11	13	159.83
Wagner	8	127 - 228 - 9	55.70	1527	6.70	17	190.88
LIU	8	105 - 199 - 3	52.76	1178	5.92	11	147.25
Central Conn. St.	7	103 - 200 - 6	51.50	1269	6.35	11	181.29
Saint Francis	7	102 - 173 - 5	58.96	997	5.76	4	142.43
Stonehill	6	67 - 135 - 7	49.63	795	5.89	5	132.50

PASS ATTEMPTS

Team	G	Comp-Att-Int	Pct.	Yds	Avg/A	TD	Avg/G
Mercyhurst	7	170 - 256 - 4	66.41	1795	7.01	19	256.43
Wagner	8	127 - 228 - 9	55.70	1527	6.70	17	190.88
Robert Morris	7	146 - 212 - 5	68.87	1669	7.87	14	238.43
Central Conn. St.	7	103 - 200 - 6	51.50	1269	6.35	11	181.29
LIU	8	105 - 199 - 3	52.76	1178	5.92	11	147.25
Saint Francis	7	102 - 173 - 5	58.96	997	5.76	4	142.43
Duquesne	6	92 - 157 - 5	58.60	959	6.11	13	159.83
Stonehill	6	67 - 135 - 7	49.63	795	5.89	5	132.50

PASS YDS/ATT.

Team	G	Comp-Att-Int	Pct.	Yds	Avg/A	TD	Avg/G
Wagner	8	127 - 228 - 9	55.70	1527	6.70	17	190.88
Robert Morris	7	146 - 212 - 5	68.87	1669	7.87	14	238.43
Mercyhurst	7	170 - 256 - 4	66.41	1795	7.01	19	256.43
LIU	8	105 - 199 - 3	52.76	1178	5.92	11	147.25
Central Conn. St.	7	103 - 200 - 6	51.50	1269	6.35	11	181.29
Saint Francis	7	102 - 173 - 5	58.96	997	5.76	4	142.43
Stonehill	6	67 - 135 - 7	49.63	795	5.89	5	132.50
Duquesne	6	92 - 157 - 5	58.60	959	6.11	13	159.83

PASS COMPLETIONS

Team	G	Comp-Att-Int	Pct.	Yds	Avg/A	TD	Avg/G
Mercyhurst	7	170 - 256 - 4	66.41	1795	7.01	19	256.43
Robert Morris	7	146 - 212 - 5	68.87	1669	7.87	14	238.43
Wagner	8	127 - 228 - 9	55.70	1527	6.70	17	190.88
LIU	8	105 - 199 - 3	52.76	1178	5.92	11	147.25
Central Conn. St.	7	103 - 200 - 6	51.50	1269	6.35	11	181.29
Saint Francis	7	102 - 173 - 5	58.96	997	5.76	4	142.43
Duquesne	6	92 - 157 - 5	58.60	959	6.11	13	159.83
Stonehill	6	67 - 135 - 7	49.63	795	5.89	5	132.50

PASS INTERCEPTIONS

Team	G	Comp-Att-Int	Pct.	Yds	Avg/A	TD	Avg/G
LIU	8	105 - 199 - 3	52.76	1178	5.92	11	147.25
Mercyhurst	7	170 - 256 - 4	66.41	1795	7.01	19	256.43
Saint Francis	7	102 - 173 - 5	58.96	997	5.76	4	142.43
Robert Morris	7	146 - 212 - 5	68.87	1669	7.87	14	238.43
Duquesne	6	92 - 157 - 5	58.60	959	6.11	13	159.83
Central Conn. St.	7	103 - 200 - 6	51.50	1269	6.35	11	181.29
Stonehill	6	67 - 135 - 7	49.63	795	5.89	5	132.50
Wagner	8	127 - 228 - 9	55.70	1527	6.70	17	190.88



2024-25 NEC Football
Extended Team Leaders
All games

Page 5/12
as of Oct 20, 2024

PASS YARDS

Team	G	Comp-Att-Int	Pct.	Yds	Avg/A	TD	Avg/G
Mercyhurst	7	170 - 256 - 4	66.41	1795	7.01	19	256.43
Robert Morris	7	146 - 212 - 5	68.87	1669	7.87	14	238.43
Wagner	8	127 - 228 - 9	55.70	1527	6.70	17	190.88
Central Conn. St.	7	103 - 200 - 6	51.50	1269	6.35	11	181.29
LIU	8	105 - 199 - 3	52.76	1178	5.92	11	147.25
Saint Francis	7	102 - 173 - 5	58.96	997	5.76	4	142.43
Duquesne	6	92 - 157 - 5	58.60	959	6.11	13	159.83
Stonehill	6	67 - 135 - 7	49.63	795	5.89	5	132.50

PASSING TDS

Team	G	Comp-Att-Int	Pct.	Yds	Avg/A	TD	Avg/G
Mercyhurst	7	170 - 256 - 4	66.41	1795	7.01	19	256.43
Wagner	8	127 - 228 - 9	55.70	1527	6.70	17	190.88
Robert Morris	7	146 - 212 - 5	68.87	1669	7.87	14	238.43
Duquesne	6	92 - 157 - 5	58.60	959	6.11	13	159.83
LIU	8	105 - 199 - 3	52.76	1178	5.92	11	147.25
Central Conn. St.	7	103 - 200 - 6	51.50	1269	6.35	11	181.29
Stonehill	6	67 - 135 - 7	49.63	795	5.89	5	132.50
Saint Francis	7	102 - 173 - 5	58.96	997	5.76	4	142.43

FIELD GOALS

Team	G	Made	Att	Pct
Wagner	8	3	4	75
Mercyhurst	7	3	4	75
Central Conn. St.	7	10	14	71.43
Saint Francis	7	4	7	57.14
LIU	8	4	7	57.14
Robert Morris	7	2	4	50
Duquesne	6	2	4	50
Stonehill	6	1	4	25

PATS KICKS MADE

Team	G	Made	Att	Pct
Robert Morris	7	22	25	88
LIU	8	20	20	100
Duquesne	6	20	22	90.91
Central Conn. St.	7	19	20	95
Wagner	8	18	21	85.71
Mercyhurst	7	18	22	81.82
Stonehill	6	12	13	92.31
Saint Francis	7	8	10	80

FIELD GOALS ATTEMPTED

Team	G	Made	Att	Pct
Central Conn. St.	7	10	14	71.43
Saint Francis	7	4	7	57.14
LIU	8	4	7	57.14
Wagner	8	3	4	75
Stonehill	6	1	4	25
Robert Morris	7	2	4	50
Mercyhurst	7	3	4	75
Duquesne	6	2	4	50

NET YARDS PER PUNT

Team	G	No.	Yards	Avg/P	Ret.	Avg/R	TB	Net/P
Robert Morris	7	34	1429	42.03	24	4.80	3	39.56
Wagner	8	41	1724	42.05	111	7.40	3	37.88
Central Conn. St.	7	36	1591	44.19	185	15.42	3	37.39
Saint Francis	7	47	1962	41.74	124	8.86	5	36.98
LIU	8	36	1360	37.78	84	6.00	1	34.89
Stonehill	6	30	1208	40.27	108	15.43	3	34.67
Duquesne	6	29	1185	40.86	161	12.38	2	33.93
Mercyhurst	7	18	658	36.56	69	6.90	1	31.61

FIELD GOALS MADE

Team	G	Made	Att	Pct
Central Conn. St.	7	10	14	71.43
Saint Francis	7	4	7	57.14
LIU	8	4	7	57.14
Wagner	8	3	4	75
Mercyhurst	7	3	4	75
Robert Morris	7	2	4	50
Duquesne	6	2	4	50
Stonehill	6	1	4	25

AVG YARDS PER PUNT

Team	G	No.	Yards	Avg/P	Ret.	Avg/R	TB	Net/P
Saint Francis	7	47	1962	41.74	124	8.86	5	36.98
Wagner	8	41	1724	42.05	111	7.40	3	37.88
LIU	8	36	1360	37.78	84	6.00	1	34.89
Central Conn. St.	7	36	1591	44.19	185	15.42	3	37.39
Robert Morris	7	34	1429	42.03	24	4.80	3	39.56
Stonehill	6	30	1208	40.27	108	15.43	3	34.67
Duquesne	6	29	1185	40.86	161	12.38	2	33.93
Mercyhurst	7	18	658	36.56	69	6.90	1	31.61



2024-25 NEC Football
Extended Team Leaders
All games

Page 6/12
as of Oct 20, 2024

PAT KICKING

Team	G	Made	Att	Pct
LIU	8	20	20	100
Central Conn. St.	7	19	20	95
Stonehill	6	12	13	92.31
Duquesne	6	20	22	90.91
Robert Morris	7	22	25	88
Wagner	8	18	21	85.71
Mercyhurst	7	18	22	81.82
Saint Francis	7	8	10	80

NUMBER OF PUNTS

Team	G	No.	Yards	Avg/P	Ret.	Avg/R	TB	Net/P
Saint Francis	7	47	1962	41.74	124	8.86	5	36.98
Wagner	8	41	1724	42.05	111	7.40	3	37.88
LIU	8	36	1360	37.78	84	6.00	1	34.89
Central Conn. St.	7	36	1591	44.19	185	15.42	3	37.39
Robert Morris	7	34	1429	42.03	24	4.80	3	39.56
Stonehill	6	30	1208	40.27	108	15.43	3	34.67
Duquesne	6	29	1185	40.86	161	12.38	2	33.93
Mercyhurst	7	18	658	36.56	69	6.90	1	31.61

PAT KICK ATTEMPTS

Team	G	Made	Att	Pct
Robert Morris	7	22	25	88
Mercyhurst	7	18	22	81.82
Duquesne	6	20	22	90.91
Wagner	8	18	21	85.71
LIU	8	20	20	100
Central Conn. St.	7	19	20	95
Stonehill	6	12	13	92.31
Saint Francis	7	8	10	80

YARDS PUNTED

Team	G	No.	Yards	Avg/P	Ret.	Avg/R	TB	Net/P
Saint Francis	7	47	1962	41.74	124	8.86	5	36.98
Wagner	8	41	1724	42.05	111	7.40	3	37.88
Central Conn. St.	7	36	1591	44.19	185	15.42	3	37.39
Robert Morris	7	34	1429	42.03	24	4.80	3	39.56
LIU	8	36	1360	37.78	84	6.00	1	34.89
Stonehill	6	30	1208	40.27	108	15.43	3	34.67
Duquesne	6	29	1185	40.86	161	12.38	2	33.93
Mercyhurst	7	18	658	36.56	69	6.90	1	31.61

PUNT RETURN AVG

Team	G	No	Yards	TD	Long	Avg.
Mercyhurst	7	7	123	0	55	17.57
Duquesne	6	9	71	0	32	7.89
LIU	8	9	67	0	24	7.44
Robert Morris	7	11	80	0	43	7.27
Central Conn. St.	7	11	78	0	24	7.09
Wagner	8	8	47	0	19	5.88
Saint Francis	7	9	22	0	13	2.44
Stonehill	6	11	6	0	8	0.55

KICK RETURNS

Team	G	No.	Yards	TD	Long	Avg.
Stonehill	6	20	399	0	70	19.95
Mercyhurst	7	20	338	0	35	16.90
Central Conn. St.	7	19	389	0	53	20.47
Wagner	8	18	394	0	57	21.89
Duquesne	6	16	232	0	32	14.50
Robert Morris	7	12	246	0	44	20.50
Saint Francis	7	11	281	1	94	25.55
LIU	8	10	189	0	26	18.90

PUNT RETURNS

Team	G	No	Yards	TD	Long	Avg.
Stonehill	6	11	6	0	8	0.55
Robert Morris	7	11	80	0	43	7.27
Central Conn. St.	7	11	78	0	24	7.09
Saint Francis	7	9	22	0	13	2.44
LIU	8	9	67	0	24	7.44
Duquesne	6	9	71	0	32	7.89
Wagner	8	8	47	0	19	5.88
Mercyhurst	7	7	123	0	55	17.57

KICK RETURN YARDS

Team	G	No.	Yards	TD	Long	Avg.
Stonehill	6	20	399	0	70	19.95
Wagner	8	18	394	0	57	21.89
Central Conn. St.	7	19	389	0	53	20.47
Mercyhurst	7	20	338	0	35	16.90
Saint Francis	7	11	281	1	94	25.55
Robert Morris	7	12	246	0	44	20.50
Duquesne	6	16	232	0	32	14.50
LIU	8	10	189	0	26	18.90



2024-25 NEC Football
Extended Team Leaders
All games

Page 7/12
as of Oct 20, 2024

PUNT RETURN YARDS

Team	G	No	Yards	TD	Long	Avg.
Mercyhurst	7	7	123	0	55	17.57
Robert Morris	7	11	80	0	43	7.27
Central Conn. St.	7	11	78	0	24	7.09
Duquesne	6	9	71	0	32	7.89
LIU	8	9	67	0	24	7.44
Wagner	8	8	47	0	19	5.88
Saint Francis	7	9	22	0	13	2.44
Stonehill	6	11	6	0	8	0.55

KICK RETURN TDS

Team	G	No.	Yards	TD	Long	Avg.
Saint Francis	7	11	281	1	94	25.55
Wagner	8	18	394	0	57	21.89
Stonehill	6	20	399	0	70	19.95
Robert Morris	7	12	246	0	44	20.50
Mercyhurst	7	20	338	0	35	16.90
LIU	8	10	189	0	26	18.90
Duquesne	6	16	232	0	32	14.50
Central Conn. St.	7	19	389	0	53	20.47

PUNT RETURN TDS

Team	G	No	Yards	TD	Long	Avg.
Wagner	8	8	47	0	19	5.88
Stonehill	6	11	6	0	8	0.55
Saint Francis	7	9	22	0	13	2.44
Robert Morris	7	11	80	0	43	7.27
Mercyhurst	7	7	123	0	55	17.57
LIU	8	9	67	0	24	7.44
Duquesne	6	9	71	0	32	7.89
Central Conn. St.	7	11	78	0	24	7.09

KICKOFF RETURNS

Team	G	No	Yards	TD	Long	Avg.
Robert Morris	7	36	1460	0	44	40.56
Duquesne	6	30	1164	0	32	38.8
LIU	8	33	1176	0	26	35.64
Central Conn. St.	7	37	1314	0	53	35.51
Saint Francis	7	22	772	1	94	35.09
Mercyhurst	7	36	1244	0	35	34.56
Stonehill	6	19	654	0	70	34.42
Wagner	8	33	1133	0	57	34.33



2024-25 NEC Football
Extended Team Leaders
All games

Page 8/12
as of Oct 20, 2024

INTERCEPTION RETURN AVG

Team	G	No.	Yards	TD	Long	Avg.
Mercyhurst	7	3	69	0	30	23.00
Duquesne	6	5	87	1	40	17.40
Wagner	8	9	128	0	64	14.22
Robert Morris	7	5	69	0	31	13.80
Central Conn. St.	7	5	64	0	35	12.80
Stonehill	6	2	16	0	16	8.00
LIU	8	2	9	0	9	4.50
Saint Francis	7	2	0	0	0	0.00

FUMBLE RETURNS

Team	G	No.	Yards	TD	Long	Avg.
Wagner	8	2	0	0	0	0.00
Stonehill	6	3	11	0	11	3.67
Saint Francis	7	5	0	1	0	0.00
Robert Morris	7	2	37	1	37	18.50
Mercyhurst	7	4	37	1	43	9.25
LIU	8	5	0	0	0	0.00
Duquesne	6	3	40	1	40	13.33
Central Conn. St.	7	10	19	2	10	1.90

INTERCEPTION RETURNS

Team	G	No.	Yards	TD	Long	Avg.
Wagner	8	9	128	0	64	14.22
Robert Morris	7	5	69	0	31	13.80
Duquesne	6	5	87	1	40	17.40
Central Conn. St.	7	5	64	0	35	12.80
Mercyhurst	7	3	69	0	30	23.00
Stonehill	6	2	16	0	16	8.00
Saint Francis	7	2	0	0	0	0.00
LIU	8	2	9	0	9	4.50

FUMBLE RETURN YARDS

Team	G	No.	Yards	TD	Long	Avg.
Duquesne	6	3	40	1	40	13.33
Robert Morris	7	2	37	1	37	18.50
Mercyhurst	7	4	37	1	43	9.25
Central Conn. St.	7	10	19	2	10	1.90
Stonehill	6	3	11	0	11	3.67
Wagner	8	2	0	0	0	0.00
Saint Francis	7	5	0	1	0	0.00
LIU	8	5	0	0	0	0.00

INTERCEPTION RET YARDS

Team	G	No.	Yards	TD	Long	Avg.
Wagner	8	9	128	0	64	14.22
Duquesne	6	5	87	1	40	17.40
Robert Morris	7	5	69	0	31	13.80
Mercyhurst	7	3	69	0	30	23.00
Central Conn. St.	7	5	64	0	35	12.80
Stonehill	6	2	16	0	16	8.00
LIU	8	2	9	0	9	4.50
Saint Francis	7	2	0	0	0	0.00

FUMBLE RETURN TDS

Team	G	No.	Yards	TD	Long	Avg.
Central Conn. St.	7	10	19	2	10	1.90
Saint Francis	7	5	0	1	0	0.00
Robert Morris	7	2	37	1	37	18.50
Mercyhurst	7	4	37	1	43	9.25
Duquesne	6	3	40	1	40	13.33
Wagner	8	2	0	0	0	0.00
Stonehill	6	3	11	0	11	3.67
LIU	8	5	0	0	0	0.00

INTERCEPTION RETURN TDS

Team	G	No.	Yards	TD	Long	Avg.
Duquesne	6	5	87	1	40	17.40
Wagner	8	9	128	0	64	14.22
Stonehill	6	2	16	0	16	8.00
Saint Francis	7	2	0	0	0	0.00
Robert Morris	7	5	69	0	31	13.80
Mercyhurst	7	3	69	0	30	23.00
LIU	8	2	9	0	9	4.50
Central Conn. St.	7	5	64	0	35	12.80

FUMBLE RECOVERED

Team	G	No.	Yards	TD	Long	Avg.
Central Conn. St.	7	10	19	2	10	1.90
Saint Francis	7	5	0	1	0	0.00
LIU	8	5	0	0	0	0.00
Mercyhurst	7	4	37	1	43	9.25
Stonehill	6	3	11	0	11	3.67
Duquesne	6	3	40	1	40	13.33
Wagner	8	2	0	0	0	0.00
Robert Morris	7	2	37	1	37	18.50



2024-25 NEC Football
Extended Team Leaders
All games

Page 9/12
as of Oct 20, 2024

FUMBLE RETURN AVG

Team	G	No.	Yards	TD	Long	Avg.
Robert Morris	7	2	37	1	37	18.50
Duquesne	6	3	40	1	40	13.33
Mercyhurst	7	4	37	1	43	9.25
Stonehill	6	3	11	0	11	3.67
Central Conn. St.	7	10	19	2	10	1.90
Wagner	8	2	0	0	0	0.00
Saint Francis	7	5	0	1	0	0.00
LIU	8	5	0	0	0	0.00

TURNOVER MARGIN

Team	Lost				Gained			Margin	Per/G
	G	Fum	Int	Tot	Fum	Int	Tot		
Central Conn. St.	7	4	6	10	10	5	15	5	0.71
Robert Morris	7	0	5	5	2	5	7	2	0.29
Duquesne	6	3	5	8	3	5	8	0	0.00
Wagner	8	3	9	12	2	9	11	-1	-0.13
LIU	8	6	3	9	5	2	7	-2	-0.25
Mercyhurst	7	6	4	10	4	3	7	-3	-0.43
Stonehill	6	3	7	10	3	2	5	-5	-0.83
Saint Francis	7	14	5	19	5	2	7	-12	-1.71

FIRST DOWNS

Team	G	Rush	Pass	Pen	Total	Avg/G
Mercyhurst	7	43	91	17	151	21.57
LIU	8	69	55	9	133	16.63
Robert Morris	7	48	73	11	132	18.86
Wagner	8	53	64	14	131	16.38
Central Conn. St.	7	54	55	16	125	17.86
Duquesne	6	50	46	7	103	17.17
Stonehill	6	50	39	12	101	16.83
Saint Francis	7	45	43	7	95	13.57

3RD-DOWN CONVERSIONS

Team	G	Conv.	Att.	Pct.
Duquesne	6	32	80	40
Mercyhurst	7	29	74	39.19
Robert Morris	7	33	85	38.82
Stonehill	6	29	76	38.16
Wagner	8	37	103	35.92
LIU	8	37	103	35.92
Central Conn. St.	7	30	96	31.25
Saint Francis	7	22	91	24.18

1ST DOWNS RUSHING

Team	G	Rush	Pass	Pen	Total	Avg/G
LIU	8	69	55	9	133	16.63
Central Conn. St.	7	54	55	16	125	17.86
Wagner	8	53	64	14	131	16.38
Stonehill	6	50	39	12	101	16.83
Duquesne	6	50	46	7	103	17.17
Robert Morris	7	48	73	11	132	18.86
Saint Francis	7	45	43	7	95	13.57
Mercyhurst	7	43	91	17	151	21.57

OPT 3RD-DN CONVERT

Team	G	Conv.	Att.	Pct.
Duquesne	6	24	74	32.43
Central Conn. St.	7	30	89	33.71
Saint Francis	7	37	108	34.26
Wagner	8	37	101	36.63
Mercyhurst	7	30	75	40
Robert Morris	7	43	99	43.43
LIU	8	39	89	43.82
Stonehill	6	38	78	48.72

1ST DOWNS PASSING

Team	G	Rush	Pass	Pen	Total	Avg/G
Mercyhurst	7	43	91	17	151	21.57
Robert Morris	7	48	73	11	132	18.86
Wagner	8	53	64	14	131	16.38
LIU	8	69	55	9	133	16.63
Central Conn. St.	7	54	55	16	125	17.86
Duquesne	6	50	46	7	103	17.17
Saint Francis	7	45	43	7	95	13.57
Stonehill	6	50	39	12	101	16.83

4TH-DOWN CONVERSIONS

Team	G	Conv.	Att.	Pct.
Duquesne	6	9	10	90
Wagner	8	10	18	55.56
Robert Morris	7	6	11	54.55
Stonehill	6	6	13	46.15
Mercyhurst	7	10	22	45.45
LIU	8	7	18	38.89
Saint Francis	7	3	9	33.33
Central Conn. St.	7	4	13	30.77



**2024-25 NEC Football
Extended Team Leaders
All games**

Page 10/12
as of Oct 20, 2024

1ST DOWNS BY PENALTY

Team	G	Rush	Pass	Pen	Total	Avg/G
Mercyhurst	7	43	91	17	151	21.57
Central Conn. St.	7	54	55	16	125	17.86
Wagner	8	53	64	14	131	16.38
Stonehill	6	50	39	12	101	16.83
Robert Morris	7	48	73	11	132	18.86
LIU	8	69	55	9	133	16.63
Saint Francis	7	45	43	7	95	13.57
Duquesne	6	50	46	7	103	17.17

OPP 4TH-DN CONVERT

Team	G	Conv.	Att.	Pct.
Central Conn. St.	7	5	15	33.33
Wagner	8	5	14	35.71
Robert Morris	7	5	13	38.46
Mercyhurst	7	6	14	42.86
Saint Francis	7	9	19	47.37
LIU	8	5	9	55.56
Stonehill	6	6	10	60
Duquesne	6	9	15	60

OPPONENT 1ST DOWNS

Team	G	Rush	Pass	Pen	Total	Avg/G
Duquesne	6	44	49	12	105	17.5
Saint Francis	7	45	60	12	117	16.71
Robert Morris	7	56	62	8	126	18
Stonehill	6	86	36	10	132	22
Wagner	8	63	58	16	137	17.13
Central Conn. St.	7	41	71	26	138	19.71
Mercyhurst	7	69	65	7	141	20.14
LIU	8	78	65	9	152	19



2024-25 NEC Football
Extended Team Leaders
All games

Page 11/12
as of Oct 20, 2024

SACKS BY

Team	G	No.	Yards	Avg/G
Wagner	8	24	203	3
Central Conn. St.	7	21	133	3
Robert Morris	7	19	158	2.71
Saint Francis	7	14	120	2
LIU	8	13	64	1.63
Duquesne	6	11	63	1.83
Mercyhurst	7	8	40	1.14
Stonehill	6	3	12	0.5

KICKOFF COVERAGE

Team	G	No	Yards	Avg.	Ret.	TB	NetAvg
Robert Morris	7	36	2248	62.44	284	20	41.72
Duquesne	6	30	1659	55.3	344	4	39.57
LIU	8	33	1756	53.21	378	8	41.42
Central Conn. St.	7	37	2102	56.81	534	7	41.57
Saint Francis	7	22	1250	56.82	303	7	36.09
Mercyhurst	7	36	1920	53.33	525	5	40.47
Stonehill	6	19	1119	58.89	365	4	32.63
Wagner	8	33	1986	60.18	408	12	37.03

SACKS AGAINST

Team	G	No.	Yards	Avg/G
Central Conn. St.	7	4	23	0.57
Duquesne	6	5	40	0.83
Wagner	8	10	66	1.25
Robert Morris	7	11	73	1.57
LIU	8	13	82	1.63
Stonehill	6	16	112	2.67
Mercyhurst	7	19	129	2.71
Saint Francis	7	27	177	3.86

RED ZONE OFFENSE

Team	G	Scores	Pct.	TDs	(R-P)	FGs	TurnO
Duquesne	6	18 - 21	85.71	16	6 - 10	2 - 3	0
Central Conn. St.	7	21 - 25	84.00	14	6 - 8	7 - 7	4
Mercyhurst	7	24 - 30	80.00	21	8 - 13	3 - 4	4
Robert Morris	7	19 - 25	76.00	18	10 - 8	1 - 1	4
Stonehill	6	9 - 12	75.00	8	4 - 4	1 - 2	2
Wagner	8	16 - 22	72.73	13	3 - 10	3 - 4	3
LIU	8	14 - 21	66.67	12	5 - 7	2 - 2	5
Saint Francis	7	7 - 13	53.85	5	2 - 3	2 - 4	4

PENALTIES

Team	G	No.	Yards	Avg/G
Mercyhurst	7	31	223	31.86
Stonehill	6	28	261	43.5
LIU	8	38	349	43.63
Saint Francis	7	36	311	44.43
Robert Morris	7	49	395	56.43
Duquesne	6	39	340	56.67
Wagner	8	60	520	65
Central Conn. St.	7	67	611	87.29

RED ZONE DEFENSE

Team	G	Scores	Pct.	TDs	(R-P)	FGs	TurnO
Wagner	8	19 - 27	70.37	17	14 - 3	2 - 2	7
Duquesne	6	15 - 21	71.43	15	9 - 6	0 - 2	3
Stonehill	6	17 - 23	73.91	14	8 - 6	3 - 3	3
Saint Francis	7	13 - 17	76.47	8	4 - 4	5 - 6	2
Central Conn. St.	7	19 - 23	82.61	14	10 - 4	5 - 6	3
Robert Morris	7	17 - 20	85.00	14	6 - 8	3 - 3	3
Mercyhurst	7	26 - 30	86.67	21	9 - 12	5 - 7	1
LIU	8	24 - 27	88.89	23	17 - 6	1 - 1	1

OPPONENT PENALTIES

Team	G	No.	Yards	Avg/G
Stonehill	6	39	407	67.83
Mercyhurst	7	49	466	66.57
Central Conn. St.	7	53	434	62
Duquesne	6	35	324	54
Saint Francis	7	44	366	52.29
Wagner	8	52	416	52
Robert Morris	7	37	361	51.57
LIU	8	35	325	40.63



**2024-25 NEC Football
Extended Team Leaders
All games**

Page 12/12
as of Oct 20, 2024

TIME OF POSSESSION

Team	G	Total possession	Avg/G
Duquesne	6	184:25	30:44
LIU	8	243:09	30:23
Central Conn. St.	7	212:01	30:17
Robert Morris	7	210:18	30:02
Mercyhurst	7	205:43	29:23
Saint Francis	7	204:37	29:14
Wagner	8	233:46	29:13
Stonehill	6	167:22	27:53



2024-25 NEC Football Conference Active Individual Leaders All games

Page 1/5
as of Oct 20, 2024

RUSHING (Minimum Games Played Pct. 75%, 10 Rushing Attempts/Game)

#	Player	G	Att.	Yds	Avg.	TD	Lg	Avg/g
1	Edmonds Jr., Tyvon - RM	35	549	2492	4.54	22	55	71.20
2	Holman, Markell - SF-PA	7	87	385	4.43	3	55	55.00
3	Spruill, Rickey - WC	39	406	1987	4.89	14	60	50.95
4	Trobel, Brian - Mercy	18	197	886	4.50	17	56	49.22

TOTAL OFFENSE (Minimum Games Played Pct. 75%)

#	Player	G	Rush	Pass	Plays	Total	Yds/g
1	Urena, Adam - Mercy	18	-312	4395	701	4083	226.83
2	Cady, Jake - WC	32	1226	4141	912	5367	167.72
3	Carraha, Ashur - STO	23	326	3504	729	3830	166.52
4	Edmonds Jr., Tyvon - RM	35	2492	0	549	2492	71.20
5	Holman, Markell - SF-PA	7	385	0	87	385	55.00
6	Spruill, Rickey - WC	39	1987	0	406	1987	50.95
7	Trobel, Brian - Mercy	18	886	0	197	886	49.22
8	Bowen, Pat - LIU	27	1175	0	234	1175	43.52
9	Davis, Earnest - Mercy	24	995	0	222	995	41.46
10	Solomon, Jr., Shawn - DU	6	218	0	58	218	36.33

PASSING AVG/GAME (Minimum Games Played Pct. 75%)

#	Player	G	Comp-att-int	Yds	TD	Avg/g
1	Urena, Adam - Mercy	18	402-644-17	4395	41	244.17
2	Carraha, Ashur - STO	23	310-614-18	3504	28	152.35
3	Cady, Jake - WC	32	374-658-22	4141	40	129.41
4	Kerbacher, Joe - Mercy	28	1-2-0	49	0	1.75
5	Clark, Aidan - CCSU	39	2-5-2	46	0	1.18
6	Romenick, Kyle - DU	38	1-2-0	35	1	0.92
7	Love, Michael - LIU	35	1-1-0	7	1	0.20
8	Lynch, Will - LIU	30	1-1-0	2	0	0.07

SCORING (Minimum Games Played Pct. 75%)

#	Player	G	TD	FG	XPT	2XP	Pts	Pts/g
1	Trobel, Brian - Mercy	18	21	0	0	0	126	7.00
2	Bruzdewicz, Brian - DU	40	0	33	112	0	211	5.28
3	Barnum, Jack - CCSU	26	0	23	51	0	120	4.62
4	Coney, Michael - LIU	37	0	28	72	0	156	4.22
5	Barmore, Cameron - Mercy	35	24	0	0	0	144	4.11
6	Edmonds Jr., Tyvon - RM	35	22	0	0	0	132	3.77
7	Nagucki, Nathan - Mercy	16	0	5	40	0	55	3.44
8	Spruill, Rickey - WC	39	20	0	0	0	120	3.08
9	Jenkins, Jayson - RM	29	0	11	55	0	88	3.03
10	Cady, Jake - WC	32	16	0	0	2	96	3.00

PASS EFFICIENCY (Minimum Games Played Pct. 75%, 15 Total Passes/Game)

#	Player	G	Comp-att-int	Yds	TD	Eff.
1	Urena, Adam - Mercy	18	402-644-17	4395	41	135.48
2	Cady, Jake - WC	32	374-658-22	4141	40	123.08
3	Carraha, Ashur - STO	23	310-614-18	3504	28	107.61

SCORING (TDs) (Minimum Games Played Pct. 75%, 1 Touchdowns)

#	Player	G	Run	Rec	Ret	Pts	Avg/g
1	Trobel, Brian - Mercy	18	17	4	0	126	7.00
2	Barmore, Cameron - Mercy	35	0	24	0	144	4.11
3	Edmonds Jr., Tyvon - RM	35	22	0	0	132	3.77
4	Spruill, Rickey - WC	39	14	6	0	120	3.08
5	Cady, Jake - WC	32	16	0	0	96	3.00
6	Bonelli, Jaylen - WC	19	0	9	0	54	2.84
7	Francois, Jazir - STO	24	0	11	0	66	2.75
8	Holman, Markell - SF-PA	7	3	0	0	18	2.57
9	Woodard, Zavion - STO	18	7	0	0	42	2.33
10	Davis, Earnest - Mercy	24	9	0	0	54	2.25

RECEPTIONS/GAME (Minimum Games Played Pct. 75%)

#	Player	G	No.	Yds	TD	Lg	Yds/g	Rec/g
1	Bonelli, Jaylen - WC	19	76	1215	9	68	63.95	4.00
2	Barmore, Cameron - Mercy	35	134	1915	24	62	54.71	3.83
3	Love, Michael - LIU	35	109	1434	11	71	40.97	3.11
4	Kerbacher, Joe - Mercy	28	79	915	8	57	32.68	2.82
5	Holman, Markell - SF-PA	7	18	148	0	26	21.14	2.57
6	Urena, Austin - Mercy	18	44	468	3	41	26.00	2.44
7	Francois, Jazir - STO	24	58	1070	11	78	44.58	2.42
8	Westry, James - RM	17	40	481	4	35	28.29	2.35
9	Choquette, Ludovick - LIU	41	96	700	7	31	17.07	2.34
10	Ridgley, Trenell - RM	18	41	394	1	26	21.89	2.28

SCORING (KICK) (Minimum Games Played Pct. 75%)

#	Player	G	PAT	FG	Pts	Avg/g
1	Bruzdewicz, Brian - DU	40	112-120	33-46	211	5.28
2	Barnum, Jack - CCSU	26	51-53	23-32	120	4.62
3	Coney, Michael - LIU	37	72-75	28-41	156	4.22
4	Nagucki, Nathan - Mercy	16	40-49	5-6	55	3.44
5	Jenkins, Jayson - RM	29	55-62	11-19	88	3.03
6	Liszner, Ryan - WC	18	24-30	6-11	42	2.33
7	Smith, Andrew - DU	27	18-18	7-9	39	1.44
8	Hurley, Danny - STO	29	12-13	1-4	15	0.52
9	Clark, Aidan - CCSU	39	2-3	0-1	2	0.05



2024-25 NEC Football
Conference Active Individual Leaders
All games

Page 2/5
as of Oct 20, 2024

RECEIVE YDS/GAME (Minimum Games Played Pct. 75%)

#	Player	G	No.	Yds	TD	Long	Avg/c	Yds/g
1	Bonelli, Jaylen - WC	19	76	1215	9	68	15.99	63.95
2	Barmore, Cameron - Mercy	35	134	1915	24	62	14.29	54.71
3	Francois, Jazir - STO	24	58	1070	11	78	18.45	44.58
4	Love, Michael - LIU	35	109	1434	11	71	13.16	40.97
5	Kerbacher, Joe - Mercy	28	79	915	8	57	11.58	32.68
6	Isabella, Joey - DU	35	76	1080	10	69	14.21	30.86
7	Westry, James - RM	17	40	481	4	35	12.03	28.29
8	Smith-Mack, Aviyon - LIU	15	22	397	0	72	18.05	26.47
9	Urena, Austin - Mercy	18	44	468	3	41	10.64	26.00
10	Ivory, Jayden - SF-PA	14	26	351	2	71	13.50	25.07

PUNT RETURN AVG (Minimum Games Played Pct. 75%)

#	Player	G	No.	Yds	TD	Long	Avg.
1	Dickerson, Robert - RM	15	1	10	0	10	10.00
2	Colclough, Jeremiah - WC	18	3	29	0	19	9.67
3	Kerbacher, Joe - Mercy	28	6	47	0	16	7.83

KICK RETURN AVG (Minimum Games Played Pct. 75%)

#	Player	G	No.	Yds	TD	Long	Avg.
1	Ridgley, Trenell - RM	18	29	673	0	44	23.21
2	Nichols, Cory - LIU	8	3	68	0	26	22.67
3	Carter, Robert - RM	39	43	953	1	96	22.16

ALL PURPOSE (Minimum Games Played Pct. 75%)

#	Player	G	Rush	Rcv	PR	KR	Yds	Avg/g
1	Edmonds Jr., Tyvon - RM	35	2492	187	0	97	2776	79.31
2	Spruill, Rickey - WC	39	1987	342	0	0	2329	59.72
3	Barmore, Cameron - Mercy	35	0	1915	0	0	1915	54.71
4	Love, Michael - LIU	35	174	1434	47	148	1803	51.51
5	Choquette, Ludovick - LIU	41	1054	700	0	36	1790	43.66
6	Trobel, Brian - Mercy	18	886	242	0	292	1420	78.89
7	Bowen, Pat - LIU	27	1175	199	0	0	1374	50.89
8	Bonelli, Jaylen - WC	19	18	1215	0	69	1302	68.53
9	Isabella, Joey - DU	35	52	1080	59	44	1235	35.29
10	Cady, Jake - WC	32	1226	0	0	0	1226	38.31

PUNTING (Minimum Games Played Pct. 75%, 3.6 Punts/Game)

#	Player	G	No.	Yds	Lg	I20	50+	TB	Avg.
1	Earnest, Steven - RM	7	34	1429	59	16	7	3	42.03
2	Clark, Aidan - CCSU	39	187	7434	84	55	25	14	39.75
3	Lynch, Will - LIU	30	147	5842	72	46	22	10	39.74
4	Marzola, Bailey - WC	15	84	3301	67	22	12	3	39.30
5	Berarducci, Michael - DU	36	132	4940	59	33	12	4	37.42

FIELD GOALS (Minimum Games Played Pct. 75%)

#	Player	G	Made	Att.	Long	Pct.	Avg.
1	Barnum, Jack - CCSU	26	23	32	50	0.72	0.88
2	Bruzdewicz, Brian - DU	40	33	46	40	0.72	0.83
3	Coney, Michael - LIU	37	28	41	47	0.68	0.76
4	Jenkins, Jayson - RM	29	11	19	46	0.58	0.38
5	Liszner, Ryan - WC	18	6	11	44	0.55	0.33
6	Nagucki, Nathan - Mercy	16	5	6	22	0.83	0.31
7	Smith, Andrew - DU	27	7	9	45	0.78	0.26
8	Hurley, Danny - STO	29	1	4	21	0.25	0.03

FIELD GOAL PCT (Minimum Games Played Pct. 75%)

#	Player	G	Made	Att.	Long	Pct.
1	Nagucki, Nathan - Mercy	16	5	6	22	0.83
2	Smith, Andrew - DU	27	7	9	45	0.78
3	Barnum, Jack - CCSU	26	23	32	50	0.72
4	Bruzdewicz, Brian - DU	40	33	46	40	0.72
5	Coney, Michael - LIU	37	28	41	47	0.68
6	Jenkins, Jayson - RM	29	11	19	46	0.58
7	Liszner, Ryan - WC	18	6	11	44	0.55
8	Hurley, Danny - STO	29	1	4	21	0.25



2024-25 NEC Football
Conference Active Individual Leaders
All games

Page 3/5
as of Oct 20, 2024

PAT KICKING PCT (Minimum Games Played Pct. 75%)

#	Player	G	Made	Att.	Pct.
1	Smith, Andrew - DU	27	18	18	1.00
2	Barnum, Jack - CCSU	26	51	53	0.96
3	Coney, Michael - LIU	37	72	75	0.96
4	Bruzdewicz, Brian - DU	40	112	120	0.93
5	Hurley, Danny - STO	29	12	13	0.92
6	Jenkins, Jayson - RM	29	55	62	0.89
7	Nagucki, Nathan - Mercy	16	40	49	0.82
8	Liszner, Ryan - WC	18	24	30	0.80
9	Clark, Aidan - CCSU	39	2	3	0.67



2024-25 NEC Football
Conference Active Individual Leaders
All games

Page 4/5
as of Oct 20, 2024

TACKLES (All positions) (Minimum Games Played Pct. 75%)

#	Player	G	Pos	Solo	Ast	Total	Avg/g
1	Clark, Kimal - CCSU	28	DB	102	75	177	6.32
2	Buterbaugh, Tyler - Mercy	25	LB	82	68	150	6.00
3	Battaglia, Charles - STO	6	LB	16	17	33	5.50
4	Reilly, Justin - WC	32	DB	87	78	165	5.16
5	Hill, Zach - Mercy	40	LB	87	107	194	4.85
6	Freeman, Keon - RM	43	LB	112	96	208	4.84
7	Warren, Jacquez - RM	45	DB	121	87	208	4.62
8	Henritz, Caden - STO	5	LB	10	13	23	4.60
9	Barnes, CJ - DU	39	DB	105	68	173	4.44
10	Helsley, Zack - Mercy	40	DB	89	85	174	4.35
11	Justice, Jalin - WC	41	LB	87	90	177	4.32
12	Mackey, Anthony - Mercy	25	DB	63	38	101	4.04
13	Calgaro, Geno - SF-PA	7	LB	15	13	28	4.00
14	Lumpkins, Qualil - LIU	34	LB	73	63	136	4.00
15	Hibbitt, Devin - RM	33	LB	73	59	132	4.00
16	Rayside, Jayvis - CCSU	40	DB	98	59	157	3.93
17	Wright, Malachi - CCSU	27	LB	53	52	105	3.89
18	Epps, Antonio - DU	26	DB	55	45	100	3.85
19	Toatley, Dan - CCSU	32	DL	52	70	122	3.81
20	Royster, Pierre - SF-PA	34	DB	81	43	124	3.65
21	Johnson, Jordan - WC	8	LB	19	10	29	3.63
22	Irvine, Jordan - STO	19	DB	46	22	68	3.58
23	Aumua-Tuisavura, Buju - SF-PA	14	DB	36	12	48	3.43
24	Garcia, JoJo - LIU	17	DB	37	21	58	3.41
25	Muhammad, Tizlam - RM	40	DL	67	67	134	3.35
26	Carter, Robert - RM	39	DB	90	38	128	3.28
27	Liverpool, Jorel - WC	25	DE	41	40	81	3.24
28	Nieves, Matthew - LIU	35	LB	62	50	112	3.20
29	Barber, William - RM	36	DB	64	51	115	3.19
30	Tangelo, Paul - SF-PA	17	LB	29	25	54	3.18
31	Williams, Christopher - STO	6	LB	3	16	19	3.17
32	Gardner, Eric - LIU	8	DL	6	19	25	3.13
33	Davis, Christian - WC	35	DB	76	32	108	3.09
34	Council, Kendric - SF-PA	7	LB	9	12	21	3.00
35	Watkins, DQ - LIU	17	LB	23	26	49	2.88
36	Patterson, Jason - DU	16	DL	23	23	46	2.88
37	Djimbou, Sidoine - STO	5	DB	9	5	14	2.80
38	Verilus, Seth - RM	40	LB	64	48	112	2.80
39	White, Camden - Mercy	38	DL	51	55	106	2.79
40	Stoll, Jack - CCSU	28	LB	36	41	77	2.75
41	Harvey, Tyris - RM	44	DB	73	46	119	2.70
42	Smith, Justin - WC	34	DB	45	46	91	2.68
43	Wilson, Ma'Hkai - STO	12	LB	18	14	32	2.67
44	Cole, Ethon - DU	6	DB	11	5	16	2.67
45	Butler, Mekhi - SF-PA	7	DB	15	3	18	2.57
46	Mitchell, Jason - Mercy	33	DB	66	18	84	2.55
47	Sevilla, Nyrel - LIU	16	LB	21	19	40	2.50
48	St John, Elijah - LIU	16	DL	9	31	40	2.50
49	Washington, Jr., Marshall - LIU	6	DB	11	4	15	2.50
50	Nash, Logan - RM	35	DB	60	27	87	2.49

SACKS (Minimum Games Played Pct. 75%)

#	Player	G	Pos	Solo	Ast	Total	Avg/g
1	Schmidt, Turner - RM	7	TE	4	1	4.5	0.64
2	Lambert, Lucas - RM	6	DL	3	1	3.5	0.58
3	Toatley, Dan - CCSU	32	DL	10	6	13	0.41
4	White, Camden - Mercy	38	DL	12	3	13.5	0.36
5	Liverpool, Jorel - WC	25	DE	6	3	7.5	0.30
6	Watkins, DQ - LIU	17	LB	4	2	5	0.29
7	Tangelo, Paul - SF-PA	17	LB	4	1	4.5	0.26
8	Barnes, Logan - WC	19	DL	3	4	5	0.26
9	Muhammad, Tizlam - RM	40	DL	9	3	10.5	0.26
10	Johnson, Jordan - WC	8	LB	2	0	2	0.25
11	Ackah-Yensu, PK - RM	29	DE	6	1	6.5	0.22
12	Watkins, Sharod - CCSU	17	CB	2	3	3.5	0.21
13	Johnson, Ameer - RM	15	DL	3	0	3	0.20
14	Bierals, Eddie - SF-PA	40	DL	7	2	8	0.20
15	Mosley III, Richard - STO	5	DB	1	0	1	0.20
16	Wright, Malachi - CCSU	27	LB	4	2	5	0.19
17	Freeman, Keon - RM	43	LB	6	3	7.5	0.17
18	Patterson, Jason - DU	16	DL	1	3	2.5	0.16
19	Justice, Jalin - WC	41	LB	5	2	6	0.15
20	Council, Kendric - SF-PA	7	LB	1	0	1	0.14

TACKLES FOR LOSS (Minimum Games Played Pct. 75%, 1.25 Total
Tackles For Loss/Game)

#	Player	G	Pos	Solo	Ast	Total	Avg/g
---	--------	---	-----	------	-----	-------	-------



2024-25 NEC Football
Conference Active Individual Leaders
All games

Page 5/5
as of Oct 20, 2024

FUMBLES FORCED (Minimum Games Played Pct. 75%)

#	Player	G	No.	Avg/g
1	Cole, Ethon - DU	6	2	0.33
2	Djimbou, Sidoine - STO	5	1	0.20
3	Henritzy, Caden - STO	5	1	0.20
4	Williams, Christopher - STO	6	1	0.17
5	Calgaro, Geno - SF-PA	7	1	0.14
6	Johnson, Ameer - RM	15	2	0.13
7	White, Camden - Mercy	38	5	0.13
8	St John, Elijah - LIU	16	2	0.13
9	Johnson, Jordan - WC	8	1	0.13
10	Tangelo, Paul - SF-PA	17	2	0.12

FUMBLES RECOVERED (Minimum Games Played Pct. 75%)

#	Player	G	No.	Avg/g
1	Nichols, Cory - LIU	8	1	0.13
2	Hernandez, Khristian - CCSU	11	1	0.09
3	Lumpkins, Qualil - LIU	34	3	0.09
4	Wilson, Ma'Hkai - STO	12	1	0.08
5	Mackey, Anthony - Mercy	25	2	0.08
6	Bierals, Eddie - SF-PA	40	3	0.08
7	Thomas, Vince - CCSU	41	3	0.07
8	Clark, Kimal - CCSU	28	2	0.07
9	Aumua-Tuisavura, Buju - SF-PA	14	1	0.07
10	Morgan, Ja'Nyus - LIU	15	1	0.07

PASSES DEFENDED (Minimum Games Played Pct. 75%)

#	Player	G	Brup	Int.	Total	Avg/g
1	Dravet, Riley - WC	8	8	0	8	1.00
2	Butler, Mekhi - SF-PA	7	6	0	6	0.86
3	Carter, Robert - RM	39	20	12	32	0.82
4	Washington, Jr., Marshall - LIU	6	4	0	4	0.67
5	Cole, Ethon - DU	6	4	0	4	0.67
6	Harvey, Tyris - RM	44	21	7	28	0.64
7	Ricci, Zachary - WC	17	6	4	10	0.59
8	Seide, Mo - STO	22	10	2	12	0.55
9	Mitchell, Jason - Mercy	33	13	5	18	0.55
10	Bryson, Gavin - CCSU	28	13	0	13	0.46
11	Rodgers, Mekhi - SF-PA	26	9	3	12	0.46
12	Nash, Logan - RM	35	13	3	16	0.46
13	Djimbou, Sidoine - STO	5	2	0	2	0.40
14	Williams, Jahnez - STO	21	7	1	8	0.38
15	Henderson, Nigel - STO	16	5	1	6	0.38
16	Brown, Jayden - WC	26	5	4	9	0.35
17	Warren, Jacquez - RM	45	12	3	15	0.33
18	Beckwith, Braylon - Mercy	6	2	0	2	0.33
19	Colston, Javon - DU	43	12	2	14	0.33
20	Clark, Kimal - CCSU	28	5	4	9	0.32

INTERCEPTIONS (Minimum Games Played Pct. 75%)

#	Player	G	No.	Yds	TD	Long	Avg/g
1	Carter, Robert - RM	39	12	111	1	45	0.31
2	Ricci, Zachary - WC	17	4	113	1	64	0.24
3	Davis, Christian - WC	35	6	101	0	29	0.17
4	Harvey, Tyris - RM	44	7	91	2	31	0.16
5	Brown, Jayden - WC	26	4	2	0	2	0.15
6	Mitchell, Jason - Mercy	33	5	29	0	28	0.15
7	Clark, Kimal - CCSU	28	4	18	0	20	0.14
8	Johnson, Jordan - WC	8	1	14	0	14	0.13
9	Hibbitt, Devin - RM	33	4	98	0	55	0.12
10	Rodgers, Mekhi - SF-PA	26	3	0	0	0	0.12