2026 State Farm MVC Tournament Review

UNI Wins Four Games in Four Days; Takes 2026 Arch Madness Crown

UNI made history as the sixth-seeded Panthers led from start to finish and beat No. 5 UIC 84-69 to win the State Farm Missouri Valley Conference Tournament title.

UNI became the first school to win four games in the MVC Tournament and the first No. 6 seed to win the title. With the win, the Panthers earned their ninth NCAA Tournament bid and their first since 2016.

Senior guard Trey Campbell scored a team-high 23 points, 15 of them after halftime, and earned the Doug Elgin Award as the tournament's Most Outstanding Player. His six 3-pointers were the most by any player in the tournament, the second-most ever in an MVC title game and the most since 1989.

UNI shot 19-of-28 (.679) before the break and scored 48 points, both MVC title game records for a first half.

For the game, UNI shot .633 and had 25 assists, both season highs. Both numbers rank second in MVC title game history and are the best since 1985. The Panthers' 12 3-pointers tied the title game record held by Creighton (2005) and Illinois State (2012).

UIC sophomore guard Elijah Crawford had a career-high 28 points, including 14 in the second half, and five assists. His 29 field goal attempts set an MVC title game record.

Tournament Results

Thursday, March 5
G1 - #9 Drake 67, #8 Southern Illinois 63
G2 - #7 Valparaiso 63, #10 Indiana State 62
G3 - #6 UNI 68, #11 Evansville 59

Friday, March 6
G4 - #9 Drake 100, #1 Belmont 81
G5 - #5 UIC 92, #4 Murray State 79
G6 - #2 Bradley 90, #7 Valparaiso 84 (2ot)
G7 - #6 UNI 74, #3 Illinois State 52

Saturday, March 7
G8 - #5 UIC 72, #9 Drake 51
G9 - #6 UNI 73, #2 Bradley 69

Sunday, March 8
G10 - #6 UNI 84, #5 UIC 69

All-Tournament Team
*Trey Campbell, UNI
Leon Bond III, UNI
Elijah Crawford, UIC
Rashund Washington Jr., UIC
Jalen Quinn, Drake

Elite 18 Award: Sam Silverstein, UIC

**Doug Elgin Award (Most Outstanding Player)*

Game 1 – Enterprise Center ... St. Louis ... March 5

Drake	**27**	**40**	**--**	**67**
Southern Illinois	**31**	**32**	**--**	**63**

Senior transfer Jalen Quinn of Drake enjoyed his 17th 20-plus scoring game with 22 points including 16 in the second half as the ninth-seeded Bulldogs ousted No. 8 seed Southern Illinois, 67-63.

Southern Illinois sophomore guard Quel'Ron House led all first-half scorers with 10 points, finishing with a career-high 28 points. The Salukis saw their four-game win streak snapped, while Drake snapped its nine-game losing streak.

DU (67)	FG	FT	Reb	PF	TP
Okku Federiko	3-5	0-0	4	3	6
Owen Larson	5-12	0-0	3	3	14
Jalen Quinn	8-17	5-9	4	1	22
Eli Shetlar	5-12	3-5	3	1	16
Andrew Alia	2-4	0-0	11	3	4
Jaehshon Thomas	0-3	0-0	3	1	0
Isaiah Carr	0-0	0-0	0	1	0
Griffen Goodbary	1-1	2-2	2	0	5
Wilguens Jr. Exacte	0-2	0-0	0	1	0
TOTALS	**24-56**	**10-16**	**31**	**14**	**67**

SIU (63)	FG	FT	Reb	PF	TP
Rolyns Aligbe	3-11	0-0	16	3	7
Prince Aligbe	1-4	1-2	5	3	3
Quel'Ron House	12-22	1-5	5	0	28
Damien Mayo Jr.	3-11	0-0	3	2	6
Drew Steffe	3-11	0-0	4	4	6
Davion Sykes	5-10	1-2	8	0	11
Jalen Haynes	0-1	0-0	1	0	0
Jaheem Webber	1-1	0-0	3	2	0
TOTALS	**28-71**	**3-9**	**48**	**14**	**63**

Three-Pointers: DU (9-31) -- Federiko, 0-1; Larson, 4-9; Quinn, 1-4; Shetlar, 3-10; Alia, 0-2; Thomas, 0-3; Goodbary, 1-1; Exacte, 0-1; **SIU (4-25) --** Ro. Aligbe, 1-4; P. Aligbe, 0-1; House, 3-5; Mayo Jr., 0-5; Steffe, 0-7; Sykes, 0-2; Haynes, 0-1. **Assists: DU (14) --** Federiko, 3; Larson, 4; Quinn, 1; Shetlar, 1; Alia, 2; Goodbary, 2; Exacte, 1; **SIU (12) --** Ro. Aligbe, 2; P. Aligbe, 1; House, 3; Mayo Jr., 2; Steffe, 1; Sykes, 1; Webber, 1. **Blocks: DU (4) --** Federiko, 1; Shetlar, 1; Goodbary, 2; **SIU (3)** – P. Aligbe, 1; Webber, 2. **Steals: DU (6) --** Federiko, 1; Quinn, 1; Shetlar, 3; Alia, 1; **SIU (6) --** Ro. Aligbe, 1; Mayo Jr., 2; Haynes, 2; Webber, 1. **Attendance:** 8,960.



In 2026, UNI's Trey Campbell earned the Doug Elgin Most Outstanding Player Award after leading the Panthers to a State Farm MVC Tournament title with four wins in four days.

Game 2 – Enterprise Center ... St. Louis ... March 5

Indiana State	**37**	**25**	**--**	**62**
Valparaiso	**28**	**35**	**--**	**63**

Valparaiso ousted Indiana State in the first round of the MVC Tournament with a 63-62 victory. Owen Dease's made free throw lifted the Beacons to a one-point lead and neither team scored in the final 77 seconds.

Valparaiso freshman guard Rakim Chaney, who was held scoreless the only time all season in the previous game against Indiana State, led Valparaiso with a game-high 18 points, including six in the opening 8:23 of the game. Freshman forward JT Pettigrew had 14 points, including 12 in the second half, along with a team-high seven rebounds.

After scoring a season-high 25 points in his last game, Indiana State junior guard Camp Wagner finished with a team-high 13 points, scoring in double digits for the 21st time this year…He also had a game-high eight rebounds.

INS (62)	FG	FT	Reb	PF	TP
Markus Harding	3-5	0-0	5	3	6
Ian Scott	6-11	0-0	5	2	12
Bruno Alocen	2-6	2-2	5	1	7
Camp Wagner	5-13	0-0	8	3	13
Xavier Hall	1-7	0-0	2	3	2
Sterling Young	1-3	0-0	1	1	3
Derek Vorst	0-0	0-0	0	1	0
Jo Van Buggenhout	3-6	1-1	1	3	9
Enel St. Bernard	5-5	0-1	6	1	3
TOTALS	**26-56**	**3-4**	**37**	**18**	**62**

VALPO (63)	FG	FT	Reb	PF	TP
JT Pettigrew	5-8	3-6	7	2	14
Owen Dease	2-9	1-3	4	1	5
Shon Tupuola	2-5	0-0	4	2	4
Rakim Chaney	6-16	2-2	5	1	18
Brody Whitaker	3-8	2-2	3	3	10
Carter Hopoi	1-2	0-0	2	0	2
Kyonte Thomas	0-0	0-0	0	0	0
Sader Servilus	1-2	4-6	4	2	7
Justus McNair	1-6	1-3	1	0	3
Isaiah Barnes	0-1	0-0	0	1	0
TOTALS	**21-57**	**13-22**	**35**	**12**	**63**

Three-Pointers: INS (7-23) -- Harding, 0-1; Alocen, 1-4; Wagner, 3-9; Hall, 0-3; Young, 1-2; Buggenhout, 2-4; **VALPO (8-23) --** Pettigrew, 1-2; Dease, 0-2; Chaney, 4-10; Whitaker, 2-5; Servilus, 1-1; McNair, 0-2; Barnes, 0-1. **Assists: INS (19) --** Harding, 1; Scott, 3; Alocen, 2; Wagner, 4; Hall, 3; Buggenhout, 5; St. Bernard, 1; **VALPO (12) --** Dease, 2; Tupuola, 2; Chaney, 5; Whitaker, 1; Servilus, 1; McNair, 1. **Blocks: INS (7) --** Harding, 2; Scott, 3; Hall, 1; St. Bernard, 1; **VALPO (4)** – Dease, 1; Tupuola, 2; Hopoi, 1. **Steals: INS (4) --** St. Bernard, 4; **VALPO (8) --** Dease, 1; Chaney, 3; Whitaker, 1; Hopoi, 1; Servilus, 1; McNair, 1. **Attendance:** 8,960.

2026 State Farm MVC Tournament Review

Game 3 – Enterprise Center ... St. Louis ... March 5

Evansville	**36**	**23**	**--**	**59**
UNI	**35**	**33**	**--**	**68**

After UE led, 36-35, at halftime, the Panthers outscored the Aces, 33-23 and limited Evansville to 28.0 percent shooting in the second stanza to advance.

UNI senior guard Trey Campbell scored a team-high 23 points, while tying a season high with five three-point baskets. It marked his fifth 20-plus scoring game of the season and his ninth game this season with three or more 3-pointers. He also set a career high with three blocked shots. Sophomore forward Will Hornseth contributed 13 points, eight rebounds, three assists and two steals, while graduate forward Tristan Smith collected 10 points and a career-high 13 rebounds for his second double-double of the year and 28th of his career.

After going scoreless the first 12:35 of the game, senior AJ Casey, who had 17 points in each of the previous two meetings with UNI, enjoyed his sixth 20-plus scoring game with 23 points. He also had a team-high 10 rebounds, giving him his third double-double of the season and his career. UE freshman Lief Moeller scored 15 points, including 10 in the first half, to reach double digits for the 15th time.

UE (59)	**FG**	**FT**	**Reb**	**PF**	**TP**
Joshua Hughes	1-4	0-0	2	3	2
AJ Casey	6-15	9-10	10	4	23
Bryce Quinet	0-3	0-0	1	0	0
Leif Moeller	6-13	1-2	5	2	15
Alex Hemenway	2-8	0-0	6	1	5
Trent Hundley	4-6	2-3	4	5	14
James Dyson-Merwe	0-2	0-0	3	2	0
Kaia Berridge	0-0	0-0	0	1	0
TOTALS	**19-51**	**12-15**	**36**	**18**	**59**

UNI (68)	**FG**	**FT**	**Reb**	**PF**	**TP**
Will Hornseth	5-11	3-6	8	0	13
Tristan Smith	4-5	2-4	13	4	10
Max Weisbrod	1-5	5-6	3	2	7
Trey Campbell	8-19	2-2	4	1	23
Leon Bond III	3-12	4-4	4	1	10
Ben Schwieger	1-4	0-0	3	4	2
RJ Taylor	0-1	0-0	0	0	0
Ismael Diouf	1-2	0-0	1	3	3
Kyle Pock	0-0	0-0	0	1	0
Geon Hutchins	0-1	0-0	0	1	0
TOTALS	**23-60**	**16-22**	**37**	**17**	**68**

Three-Pointers: UE (9-25) -- Hughes, 0-3; Casey, 2-5; Moeller, 2-6; Hemenway, 1-5; Hundley, 4-6; **UNI (6-28) --** Weisbrod, 0-4; Campbell, 5-12; Bond III, 0-6; Schwieger, 0-2; Taylor, 0-1; Diouf, 1-2; Hutchins, 0-1. **Assists: UE (10) --** Casey, 3; Quinet, 2; Moeller, 3; Hundley, 1; Dyson-Merwe, 1; **UNI (16) --** Hornseth, 3; Smith, 4; Weisbrod, 2; Campbell, 3; Bond III, 1; Schwieger, 1; Taylor, 2. **Blocks: UE (2) --** Casey, 1; Dyson-Merwe, 1; **UNI (5) --** Campbell, 3; Bond III, 1; Schwieger, 1. **Steals: UE (3) --** Casey, 2; Moeller, 1; **UNI (6) --** Hornseth, 2; Smith, 1; Weisbrod, 2; Campbell, 1. **Attendance:** 8,960.

Game 4 – Enterprise Center ... St. Louis ... March 6

Drake	**48**	**52**	**--**	**100**
Belmont	**41**	**38**	**--**	**79**

Ninth-seeded Drake beat No. 1 seed Belmont 100-79 in the MVC Tournament quarterfinals. It's the first time a No. 9 seed has ever won two tournament games and reached the semifinals. The Bulldogs also extended their MVC Tournament winning streak to 11 games, the longest by any school in league history. A No. 1 seed has lost in the quarterfinals only once before, in 2020, when eighth-seeded Drake beat top-seeded UNI.

Senior transfer Jalen Quinn led Drake with 31 points, his 18th 20-point game of the season, and set career highs with 13-of-16 free throws. Sophomore guard Owen Larson set a career high with 25 points and had team highs of eight rebounds and eight assists, a career best.

Belmont set an MVC Tournament record with 37 3-point attempts and made 14. Aidan Noyes scored a career-high 19 points with five 3-pointers.

DU (100)	**FG**	**FT**	**Reb**	**PF**	**TP**
Okku Federiko	0-0	0-0	1	0	0
Owen Larson	8-11	5-5	8	0	25
Jalen Quinn	8-19	13-16	3	3	31
Eli Shetlar	4-6	2-2	6	2	12
Andrew Alia	2-4	0-0	2	0	6
Isaiah Carr	2-2	0-0	4	3	4
Griffen Goodbary	2-2	3-4	2	4	7
Jaehshon Thomas	5-7	2-2	2	1	13
Wilguens Jr. Exacte	0-1	2-2	1	2	2
TOTALS	**31-52**	**27-31**	**33**	**15**	**100**

BEL (79)	**FG**	**FT**	**Reb**	**PF**	**TP**
Drew Scharnowski	2-4	1-3	8	0	5
Sam Orme	7-11	0-0	2	2	18
Isaiah West	1-4	1-2	1	1	3
Tyler Lundblade	4-11	0-0	3	4	11
Jabez Jenkins	3-5	3-4	1	2	9
Jack Smiley	1-10	0-0	5	3	3
Aidan Noyes	5-8	4-4	2	3	19
Eoin Dillon	2-9	0-0	2	3	5
Brigham Rogers	2-2	2-3	1	2	6
Win Miller	0-0	0-0	0	0	0
Graydon Lemke	0-0	0-0	0	0	0
Cooper Haynes	0-0	0-0	0	1	0
Jake Dykstra	0-1	0-0	0	0	0
Keith Robbins	0-0	0-0	0	0	0
TOTALS	**27-65**	**11-16**	**29**	**21**	**79**

Three-Pointers: DU (11-26) -- Larson, 4-7; Quinn, 2-8; Shetlar, 2-4; Alia, 2-3; Thomas, 1-3; Exacte, 0-1; **BEL (14-37) --** Orme, 4-5; West, 0-1; Lundblade, 3-10; Jenkins, 0-1; Smiley, 1-5; Noyes, 5-8; Dillon, 1-6; Dykstra, 0-1. **Assists: DU (21) --** Larson, 8; Quinn, 4; Shetlar, 3; Alia, 2; Goodbary, 2; Thomas, 2; **BEL (24) --** Scharnowski, 2; Orme, 2; West, 1; Lundblade, 5; Jenkins, 2; Smiley, 4; Dillon, 6; Rogers, 2. **Blocks: DU (3) --** Federiko, 1; Quinn, 1; Carr, 1; **BEL (3) --** Rogers, 3. **Steals: DU (6) --** Federiko, 1; Quinn, 2; Shetlar, 1; Alia, 1; Goodbary, 1; **BEL (1) --** Smiley, 1. **Attendance:** 8,068.



UNI earned its first MVC Tournament crown since 2016 as the Panthers defeated UIC in the title game at Arch Madness, 84-69. The Panthers entered the tournament as a No. 6 seed.

Game 5 – Enterprise Center ... St. Louis ... March 6

UIC	**50**	**42**	**--**	**92**
Murray State	**32**	**47**	**--**	**79**

Fifth-seeded UIC beat Murray State in the MVC Tournament quarterfinals, 92-79. UIC took control early by making nine of 10 shots during a 6:31 stretch, turning a 6-2 deficit into a 23-13 lead. A 9-1 run to close the half, including seven points from Andy Johnson, gave the Flames a 50-32 lead at the break, while Murray State shot just 28.1 percent (9-of-32) in the first half. Baskets by Rashund Washington Jr. and Mekhi Lowery in the first 70 seconds of the second half pushed the lead to 54-34, and UIC stayed up by double digits the rest of the way. The Flames shot 53.3 percent after halftime and scored 50 points in the paint.

Five UIC players scored in double figures, led by sophomore Elijah Crawford's 19 points and game-high six assists. For Murray State, Javon Jackson tied his career high with 30 points, 24 of them after halftime; his only other 30-point game came last year as a UIC player vs. the Racers.

UIC (92)	**FG**	**FT**	**Reb**	**PF**	**TP**
Abdul Momoh	1-2	2-4	4	2	4
Elijah Crawford	8-17	35-	4	3	19
R. Washington Jr.	7-14	2-3	9	2	17
Andy Johnson	7-12	0-0	1	2	17
Mekhi Lowery	5-7	5-5	5	5	15
Jayce Nathaniel	0-0	2-4	5	2	2
Sam Silverstein	0-0	3-4	3	5	3
Ahmad Henderson II	4-8	3-5	4	2	11
Ante Beljan	2-3	0-0	0	0	4
Josiah Hammons	0-0	0-0	0	2	0
Walters-Whitaker	0-0	0-0	0	0	0
TOTALS	**34-63**	**20-30**	**42**	**25**	**92**

2026 State Farm MVC Tournament Review

MUR (79)	FG	FT	Reb	PF	TP
JJ Traynor	2-4	5-6	1	3	9
Fred King	4-6	2-3	6	2	10
Roman Domon	1-11	8-14	5	3	11
KJ Tenner	1-4	2-2	5	2	4
Javon Jackson	12-25	4-6	2	4	30
Brock Vice	0-0	0-0	1	1	0
Mason Miller	3-6	3-4	3	4	12
Mathis Courbon	0-0	0-0	3	1	0
Layne Taylor	0-5	1-2	3	1	1
Brayden Shorter	0-2	2-2	3	4	2
TOTALS	**23-63**	**27-39**	**32**	**25**	**79**

Three-Pointers: UIC (4-13) -- Crawford, 0-2; Washington Jr., 1-3; Johnson, 3-7; Henderson II, 0-1; **MUR (6-21) --** Traynor, 0-1; Domon, 1-4; Tenner, 0-1; Jackson, 2-6; Miller, 3-5; Taylor, 0-2; Shorter, 0-2. **Assists: UIC (17) --** Crawford, 6; Johnson, 2; Lowery, 4; Silverstein, 2; Henderson II, 3; **MUR (13) --** King, 2; Domon, 2; Tenner, 4; Jackson, 2; Courbon, 1; Taylor, 1; Shorter, 1. **Blocks: UIC (3) --** Washington Jr., 1; Johnson, 1; Lowery, 1; **MUR (6) --** Traynor, 1; King, 3; Miller, 1; Courbon, 1. **Steals: UIC (5) --** Crawford, 1; Johnson, 2; Nathaniel, 2; **MUR (6) --** Traynor, 1; King, 2; Domon, 1; Jackson, 1; Shorter, 1. **Attendance:** 8,068.

Game 6 – Enterprise Center ... St. Louis ... March 6

Valparaiso	**31**	**33**	**9**	**11**	**84**
Bradley	**31**	**33**	**9**	**17**	**90**

No. 2 seed Bradley outlasted No. 7 seed Valparaiso 90-84 in double overtime in the MVC Tournament quarterfinals, reaching the semifinals for the fourth-straight year.

Late in regulation, Valpo erased a 64-58 deficit on 3-pointers by Brody Whitaker and Justus McNair, and Bradley's Jaquan Johnson missed a running jumper that could have won it. Alex Huibregtse, held to two points in the first half, scored five in the last 73 seconds of the first OT, including a 3-pointer with 25 seconds left that tied it 73-73, and Valparaiso missed two chances to win at the buzzer. With the second overtime tied 75-75, the Braves went on an 8-1 run and then made six free throws in the final 46.5 to seal it. Ahmet Jonovic and Johnson led Bradley with 18 points each.

VALPO (84)	FG	FT	Reb	PF	TP
JT Pettigrew	6-15	11-14	13	4	24
Owen Dease	2-10	3-4	4	5	8
Shon Tupuola	3-6	0-0	7	3	6
Rakim Chaney	1-7	0-0	4	2	2
Brody Whitaker	9-15	2-2	5	3	25
Justus McNair	4-10	3-4	1	3	12
Carter Hopoi	2-2	1-4	1	2	5
Kyonte Thomas	0-0	0-0	0	2	0
Sader Servilus	0-1	0-0	4	3	0
Tucker Tornatta	1-1	0-0	1	1	2
TOTALS	**28-67**	**20-28**	**42**	**28**	**84**

BRAD (90)	FG	FT	Reb	PF	TP
T. van der Knaap	2-5	0-0	1	1	4
Ahmet Jonovic	7-11	4-8	7	4	18
Alex Huibregtse	5-12	2-2	3	1	15
AJ Smith	3-7	5-5	9	4	12
Jaquan Johnson	5-19	8-11	7	4	18
Kai Yu	1-3	2-2	2	1	4
Dietrich Richardson	0-2	0-0	0	0	0
Corey Thomas	2-3	0-0	3	3	4
Montana Wheeler	5-9	5-6	1	3	15
TOTALS	**30-71**	**26-34**	**37**	**21**	**90**

Three-Pointers: VALPO (8-23) -- Pettigrew, 1-4; Dease, 1-3; Chaney, 0-5; Whitaker, 5-8; McNair, 1-3; **BRAD (4-20) --** Jonovic, 0-1; Huibregtse, 3-7; Smith, 1-3; Johnson, 0-4; Yu, 0-1; Richardson, 0-1; Thomas, 0-1; Wheeler, 0-2. **Assists: VALPO (19) --** Pettigrew, 9; Dease, 5; Tupuola, 1; Whitaker, 3; McNair, 1; **BRAD (17) --** Jonovic, 4; Huibregtse, 2; Smith, 1; Johnson, 5; Thomas, 3; Wheeler, 2. **Blocks: VALPO (3) --** Dease, 2; Servilus, 1; **BRAD (2) --** Jonovic, 2. **Steals: VALPO (8) --** Pettigrew, 1; Dease, 1; Tupuola, 1; Chaney, 2; McNair, 1; Hopoi, 1; Servilus, 1; **BRAD (12) --** Jonovic, 1; Huibregtse, 4; Smith, 2; Johnson, 2; Richardson, 1; Thomas, 2. **Attendance:** 8,897.



• The semifinals and finals crowds of 22,612 at the 2007 MVC Tournament set an all-time basketball attendance record for Enterprise Center - and marked the only two sellouts in MVC Tournament history in St. Louis. The 22,612 surpassed the previous MVC Tournament attendance record for a championship game - 14,911, established on March 10, 2003, in the final which featured Creighton and Southern Illinois.

• The crowd of 22,612 was the largest of any conference tournament championship game in 2007, surpassing the ACC (22,269), the Big East (19,594) and the Big 12 (18,879).

Game 7 – Enterprise Center ... St. Louis ... March 6

UNI	**35**	**39**	**--**	**74**
Illinois State	**27**	**25**	**--**	**52**

No. 6 seed UNI never trailed in a 74-52 rout of No. 3 seed Illinois State in the MVC Tournament quarterfinals. The Panthers reached the semifinals for the first time since 2023, and with Illinois State's loss, the Nos. 1, 3 and 4 seeds all lost in the same quarterfinal round for the first time.

UNI opened with a 5-0 lead and went up 35-27 at halftime on late baskets by Max Weisbrod and Will Hornseth, holding the Redbirds to 36 percent shooting in the first half. The Panthers scored the first five points of the second half, and after Chase Walker picked up his fourth foul with 12:38 left, an 8-3 run stretched the lead to 54-37 with 9:08 to go.

Leon Bond II led UNI with 19 points, and Trey Campbell added 12 to become the first player in school history with 1,000 points, 500 rebounds and 300 assists in a career. Illinois State shot 28.6 percent after halftime and set season lows with 15 field goals and three 3-pointers, while Walker scored a team-high 11 points.

UNI (74)	FG	FT	Reb	PF	TP
Will Hornseth	3-7	3-4	5	4	9
Tristan Smith	2-3	5-6	2	4	9
Max Weisbrod	3-4	0-0	0	3	8
Trey Campbell	5-13	0-1	6	0	12
Leon Bond III	9-13	0-0	4	4	19
Ben Schwieger	5-9	0-0	8	5	11
Kyle Pock	0-0	0-0	0	2	0
Ismael Diouf	0-1	0-0	2	1	0
RJ Taylor	2-3	0-0	3	1	6
Geon Hutchins	0-1	0-0	1	1	0
Hunter Jacobson	0-0	0-0	0	0	0
TOTALS	**29-54**	**8-11**	**35**	**25**	**74**

ILS (52)	FG	FT	Reb	PF	TP
Chase Walker	2-7	7-13	5	4	11
Mason Klabo	2-3	2-2	1	1	8
Landon Wolf	3-7	2-2	4	2	9
Johnny Kinziger	3-5	2-3	3	1	8
Boden Skunberg	2-7	0-0	3	2	4
Brandon Lieb	0-1	0-0	0	2	0
Ty Pence	3-10	1-1	6	1	7
Jack Daugherty	0-3	0-0	0	0	0
Ty'Reek Coleman	0-2	4-5	2	0	4
Landon Moore	0-1	1-2	1	2	1
TOTALS	**15-46**	**19-28**	**26**	**15**	**52**

Three-Pointers: UNI (8-19) -- Weisbrod, 2-3; Campbell, 2-7; Bond III, 1-4; Schwieger, 1-3; Taylor, 2-2; **ILS (3-20) --** Walker, 0-1; Klabo, 2-3; Wolf, 1-4; Kinziger, 0-2; Skunberg, 0-3; Pence, 0-3; Daugherty, 0-3; Moore, 0-1. **Assists: UNI (21) --** Hornseth, 6; Smith, 3; Weisbrod, 4; Campbell, 1; Schwieger, 3; Pock, 1; Taylor, 3; **ILS (8) --** Walker, 2; Klabo, 1; Wolf, 1; Kinziger, 3; Coleman, 1. **Blocks: UNI (3) --** Hornseth, 2; Schwieger, 1; **ILS (3)** – Walker, 2; Pence, 1. **Steals: UNI (4) --** Smith 1; Campbell, 1; Bond III, 1; Taylor, 1; **ILS (7) --** Kinziger, 4; Skunberg, 1; Pence, 1; Moore, 1. **Attendance:** 8,897.

2026 State Farm MVC Tournament Review

Game 8 – Enterprise Center ... St. Louis ... March 7

Drake	**27**	**24**	**--**	**51**
UIC	**34**	**38**	**--**	**72**

Fifth-seeded UIC beat No. 9 seed Drake 72-51 in the Arch Madness semifinals, reaching the MVC Tournament championship game for the first time in program history. The loss snapped Drake's 11-game MVC Tournament winning streak, the longest in tournament history. The win was only the Flames' third ever in the tournament, and it made them the first No. 5 seed to reach the title game since Bradley in 2019.

Drake opened 2-of-10 from the field, and UIC used a 10-0 run, including six points from Mekhi Lowery, to build a 23-10 lead. The Bulldogs answered with a 7-0 stretch capped by five straight points from Jalen Quinn and got within 29-25, but UIC took a 34-27 lead into halftime. Eli Shetlar's 3-pointer at the 14:42 mark pulled Drake within 43-39, its closest margin since the first half. UIC answered with a 6-2 spurt, and Drake then missed eight straight shots and went 6:12 without a field goal as the Flames pulled away to 60-46. Another 7-0 run made it 67-49, and UIC shot 52 percent in the second half to Drake's 25 percent.

Freshman guard Rashund Washington Jr. scored a game- and career-high 23 points, 12 of them in the second half, and added six rebounds. Lowery went 5-for-5 from the field for 12 points and grabbed a season-high 12 rebounds for his third double-double of the season, while Elijah Crawford added 12 points and Ahmad Henderson II scored 10. Quinn led Drake (14-20) with 14 points and moved to No. 5 on the school's single-season scoring list with 669.

DU (51)	**FG**	**FT**	**Reb**	**PF**	**TP**
Okku Federiko	2-4	0-0	4	1	5
Owen Larson	4-13	2-2	3	1	12
Jalen Quinn	4-14	5-7	3	3	14
Eli Shetlar	3-11	0-0	3	2	9
Jaehshon Thomas	1-6	0-0	0	3	2
Griffen Goodbary	2-4	1-2	4	1	5
Isaiah Carr	2-4	0-0	5	1	4
Wilguens Jr. Exacte	0-0	0-0	0	1	0
TOTALS	**18-56**	**8-11**	**28**	**13**	**51**

UIC (72)	**FG**	**FT**	**Reb**	**PF**	**TP**
Abdul Momoh	4-6	0-0	0	0	8
Elijah Crawford	5-10	1-2	4	1	12
R. Washington Jr.	9-13	4-5	6	3	23
Andy Johnson	2-11	2-2	7	2	7
Mekhi Lowery	5-5	2-5	12	3	12
Jayce Nathaniel	0-4	0-0	2	2	0
Sam Silverstein	0-1	0-0	5	1	0
Ahmad Henderson II	2-5	4-5	1	0	10
Josiah Hammons	0-1	0-0	2	0	0
Ante Beljan	0-0	0-0	0	0	0
TOTALS	**27-56**	**13-19**	**40**	**12**	**72**



UIC freshman Rashund Washington Jr. was one of two Flames named to the league's all-tournament team. He scored a team-best 23 points in the semifinal victory against Drake.

Three-Pointers: DU (7-27) -- Federiko, 1-2; Larson, 2-7; Quinn, 1-7; Shetlar, 3-11; **UIC (5-22) --** Crawford, 1-3; Washington Jr., 1-5; Johnson, 1-7; Nathaniel, 0-2; Henderson II, 2-4; Hammons, 0-1. **Assists: DU (10) --** Federiko, 1; Larson, 5; Quinn, 2; Shetlar, 1; Goodbary, 1; **UIC (13) --** Crawford, 3; Johnson, 1; Lowery, 5; Silverstein, 3; Henderson II, 1. **Blocks: DU (2) --** Federiko, 1; Carr, 1; **UIC (2) --** Crawford, 1; Washington Jr., 1**. Steals: DU (5) --** Federiko, 2; Larson, 1; Goodbary, 1; Carr, 1; **UIC (6) --** Crawford, 2; Johnson, 2; Lowery, 1; Silverstein, 1. **Attendance:** 7,444.

Game 9 – Enterprise Center ... St. Louis ... March 7

UNI	**45**	**28**	**--**	**73**
Bradley	**32**	**37**	**--**	**69**

No. 6 seed UNI held off No. 2 seed Bradley 73-69 in the MVC Tournament semifinals Saturday, reaching the championship game for the seventh time and the first since 2019. UNI shot .659 (29-of-44) from the floor, the second-best mark in MVC Tournament history.

After Bradley pulled within 20-17 at the 10:32 mark of the first half, UNI went on a 17-2 run over 5:57 to build an 18-point lead, with RJ Taylor and Trey Campbell scoring five points each during the surge. The Panthers shot 71.4 percent (20-of-28) in the first half and never missed back-to-back shots, making them the first team to shoot 70 percent in a half of an MVC Tournament game since 2006.

UNI cooled after halftime, and Bradley pulled within 51-45 on a Corey Thomas 3-pointer before the Panthers answered with a 9-3 spurt to go back up 64-53. The Braves kept coming, and Montana Wheeler's 3-pointer cut it to 72-69 before Leon Bond II closed it out at the free-throw line. Bond led UNI for the second straight game with 19 points, including 13 in the first half on 6-of-7 shooting.

UNI (73)	**FG**	**FT**	**Reb**	**PF**	**TP**
Will Hornseth	4-9	0-0	4	2	8
Tristan Smith	3-4	2-2	3	4	8
Max Weisbrod	1-2	0-0	2	3	3
Trey Campbell	4-7	4-6	3	2	13
Leon Bond III	7-8	3-4	3	2	19
Ben Schwieger	5-9	0-3	5	3	10
RJ Taylor	4-4	0-0	1	0	10
Ismael Diouf	1-1	0-0	0	1	2
Geon Hutchins	0-0	0-0	0	1	0
TOTALS	**29-44**	**9-15**	**24**	**18**	**73**

BRAD (69)	**FG**	**FT**	**Reb**	**PF**	**TP**
Corey Thomas	4-6	1-2	3	3	11
Ahmet Jonovic	3-6	4-5	4	2	10
Alex Huibregtse	3-7	0-0	3	3	9
AJ Smith	3-5	3-3	3	2	10
Jaquan Johnson	3-11	2-2	1	1	9
T. van der Knaap	2-4	4-4	6	2	12
Montana Wheeler	2-8	0-0	0	2	5
Kai Yu	0-0	1-2	2	0	1
Dietrich Richardson	0-0	0-0	0	0	0
Demarion Burch	1-4	0-0	0	1	2
TOTALS	**23-53**	**15-18**	**22**	**16**	**69**

Three-Pointers: UNI (6-9) -- Weisbrod, 1-2; Campbell, 1-1; Bond III, 2-2; Schwieger, 0-2; Taylor, 2-2; **BRAD (8-21) --** Thomas, 2-2; Huibregtse, 3-6; Smith, 1-2; Johnson, 1-5; Wheeler, 1-4; Burch, 0-2. **Assists: UNI (16) --** Hornseth, 1; Smith, 1; Weisbrod, 1; Campbell, 6; Bond III, 1; Schwieger, 4; Diouf, 1; Hutchins 1; **BRAD (15) --** Thomas, 1; Jonovic, 3; Huibregtse, 2; Smith, 3; Johnson, 5; Wheeler, 1. **Blocks: UNI (1) --** Schwieger, 1; **BRAD (1) --** van der Knaap. **Steals: UNI (7) --** Smith, 1; Campbell, 4; Taylor, 1; Hutchins, 1; **BRAD (9) --** Thomas, 3; Huibregtse, 1; Smith, 1; Johnson, 3; van der Knaap, 1. **Attendance:** 7,444.

Title Game – Enterprise Center ... St. Louis ... March 8

UNI	**48**	**36**	**--**	**84**
UIC	**41**	**28**	**--**	**69**

Title Game Recap is on Page 165.

UNI (84)	**FG**	**FT**	**Reb**	**PF**	**TP**
Will Hornseth	4-4	2-3	3	1	10
Tristan Smith	3-6	3-4	8	3	9
Max Weisbrod	2-6	3-3	2	2	9
Trey Campbell	8-13	1-1	4	0	23
Leon Bond III	5-8	0-0	3	4	10
Ben Schwieger	7-8	1-2	4	1	18
RJ Taylor	2-4	0-0	0	2	5
Geon Hutchins	0-0	0-0	1	1	0
Ismael Diouf	0-0	0-0	0	0	0
TOTALS	**31-49**	**10-13**	**26**	**14**	**84**

UIC (69)	**FG**	**FT**	**Reb**	**PF**	**TP**
Abdul Momoh	0-1	0-0	2	1	0
Elijah Crawford	13-29	1-1	4	1	28
R. Washington Jr.	4-8	0-0	4	2	10
Andy Johnson	0-4	0-0	0	0	0
Mekhi Lowery	2-4	0-0	1	4	4
Jayce Nathaniel	3-4	2-2	3	2	10
Sam Silverstein	2-2	0-0	4	1	4
Ahmad Henderson II	3-10	6-6	1	3	13
TOTALS	**27-62**	**9-9**	**22**	**14**	**69**

Three-Pointers: UNI (12-23) -- Weisbrod, 2-6; Campbell, 6-9; Bond III, 0-2; Schwieger, 3-4; Taylor, 1-3; **UIC (6-17) --** Crawford, 1-5; Washington Jr., 2-5; Johnson, 0-2; Nathaniel, 2-2; Henderson II, 1-3. **Assists: UNI (25) --** Hornseth, 3; Smith, 7; Weisbrod, 1; Campbell, 4; Bond III, 4; Schwieger, 4; Taylor, 2; **UIC (13) --** Momoh, 3; Crawford, 5; Johnson, 2; Lowery, 1; Nathaniel, 1; Henderson II, 1. **Blocks: UNI (5)** Hornseth, 2; Smith, 1; Campbell, 2**; UIC (0). Steals: UNI (3) --** Weisbrod, 2; Campbell 1; **UIC (5)** – Crawford, 1; Lowery, 2; Silverstein, 1; Henderson II, 1. **Attendance:** 6,750.

State Farm MVC Tournament

In June 2026, the Missouri Valley Conference Board of Directors approved a series of enhancements to the Conference's basketball championship structure beginning with the 2027 season, including the relocation of the MVC Women's Basketball Championship to St. Louis and the adoption of a new 10-team tournament format for both men's and women's basketball.

The decision marks a significant new chapter in the history of Arch Madness - one of the most recognized conference basketball championship brands in the country. Beginning in 2027, the MVC's men's and women's basketball championships will be conducted in St. Louis during the same week, creating a unified tournament experience that showcases the Conference's commitment to basketball excellence while elevating the visibility of both events.

In addition to relocating the women's championship, the Board approved a revised tournament format that will feature 10 teams competing over four days in both men's and women's basketball. Under the new structure, the No. 1 and No. 2 seeds will advance directly to the semifinal round.

The men's tournament has called St. Louis home since 1991, helping establish Arch Madness as a destination event for student-athletes, alumni, fans, and partners.

The Missouri Valley Conference will conduct its 37th St. Louis-based and 51st all-time postseason men's basketball championship.

2026 Men's Basketball Conference Tournament Per-Session Averages (31 Total)

League	Sess.	Total	Avg.
Big East	5	99,060	19,812
Big Ten	9	152,585	16,954
SEC	8	118,537	14,817
Big 12	8	108,019	13,502
ACC	7	89,170	12,739
MAC	4	40,254	10,064
THE VALLEY	**5**	**40,120**	**8,024**
MEAC	4	31,354	7,839
Atlantic 10	7	51,059	7,294
Summit League	5	29,793	5,959

2027 STATE FARM MVC TOURNAMENT BRACKET

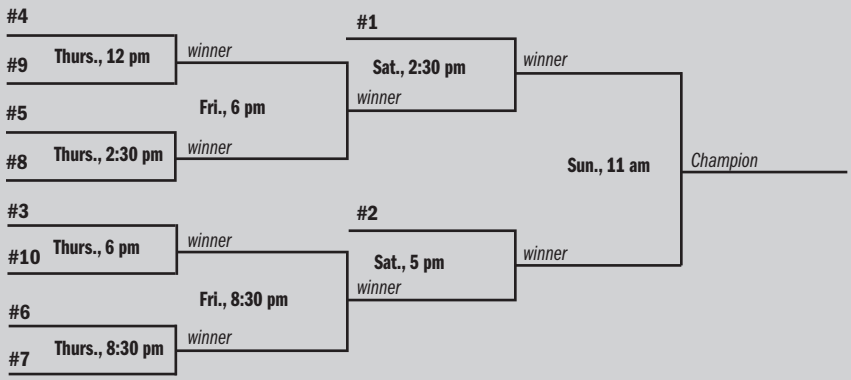

Tournament Men's Basketball Game Times (All times CT):

Thursday, March 4	Two Games, First Game at 12 p.m. CT
Thursday, March 4	Two Games, First Game at 6 p.m. CT
Friday, March 5	Two Games, First Game at 6 p.m. CT
Saturday, March 6	Two Games, First Game at 2:30 p.m. CT
Sunday, March 7	11 a.m. CT

ARCH MADNESS MISSOURI VALLEY TOURNAMENT State Farm

IT BEGINS HERE

The tournament, which has been played Thursday-Sunday since 2006, will conclude with an 11 a.m. CT tip on CBS Sports on Sunday, March 7. Notably, from 1997-2005, the tournament started on a Friday and ended on a Monday.

The State Farm MVC Tournament, also known uniquely as "Arch Madness" to Valley fans, will be played at Enterprise Center for the 33rd time. Arch Madness is the second-longest neutral site tenured collegiate tourney in the nation (following only the Big East in New York City).

Notably, the 2016 men's basketball tournament marked the return of State Farm Insurance as the event's title sponsor. State Farm has been a sponsor of the Conference since 1984, first as an advertiser on league TV games. Before its return in 2016, State Farm last had naming rights to of the men's basketball championship in 2012.

The State Farm MVC Tournament site has moved from Kiel Auditorium (1991) to the Saint Louis Arena (1992-1994) to Enterprise Center (1995-present).

The 2007 attendance of 85,074 is the tournament's St. Louis record.

Since the Conference moved its tournament to St. Louis in 1991, some of the greatest moments in Valley men's basketball history have occurred in the Gateway City.

In 1995, Southern Illinois completed a three-peat at the Conference tournament – the first time a league school had won three consecutive tourney championships. Drake (in 2025) won its third-straight league tournament title as the Bulldogs swept both the regular-season and tourney crowns in 2025.

In the 1996 semis, Bradley's Deon Jackson hit an improbable three-pointer with no time remaining for a 64-62 win over Missouri State. His shot was nominated for an ESPN "ESPY Award" for the college basketball play of the year.

In 1998, Illinois State took its second-straight regular-season and conference tournament titles – the first time in Missouri Valley Conference history that a school had accomplished that feat.

In 2005, UNI was eliminated in the quarterfinals and received an at-large berth into the NCAAs. That marked the first time a team that failed to advance to the MVC tournament semis earned a spot in the NCAA tourney.

In 2014, Wichita State claimed its first ever conference tournament title in St. Louis, winning three games in convincing fashion to improve its regular-season record to 34-0. Milton Doyle of Loyola added to the tournament lore with a 35-foot buzzer-beater in the Ramblers' first-ever tournament game as Loyola edged Bradley, 74-72, in an opening round game.

The 2018 tournament served as the catalyst for Loyola's run to the NCAA Final Four, as the Ramblers won their first crown as an MVC member and reached the NCAAs for the first time in 33 seasons.

The 2019 tournament marked an historic comeback by 5th-seeded Bradley in the title game as the Braves stormed back from 18 points down in the second half to beat 6th-seeded UNI. UNI, meanwhile, became the first No. 6 seed to reach the title game of Arch Madness.

In 2025, Valparaiso became the first No. 11 seed to reach the semis as the Beacons earned wins over No. 6 UIC and No. 3 UNI before falling to second-seeded Bradley in the semis.

And in 2026, No. 6 seed UNI became the first team to win the title by winning four games in four days, beating No. 5 UIC in the championship game.

To celebrate the tournament's 20th anniversary in St. Louis in 2010, the league conducted a two-month, online voting campaign which was sponsored by FOX Sports Midwest. MVC fans chose Deon Jackson's buzzer-beating three-pointer in 1996 as the top moment in Arch Madness history.

In addition to Jackson's exploits in 1996, the other top five moments include Creighton's Nate Funk leading the Bluejays to the 2007 Arch Madness title in front of a sold-out Enterprise Center crowd, Bluejay Bob Harstad pacing CU to the first Arch Madness crown in 1991, Illinois State's Osiris Eldridge nearly leading the Redbirds to the 2009 championship and UNI guard Ben Jacobson helping the Panthers take the 2004 crown in double-overtime vs. Missouri State.

During that same 20th anniversary online voting campaign, Creighton's Kyle Korver – the first back-to-back Most Outstanding Player in MVC Men's Basketball Championship history – was selected the top player in Arch Madness history by a vote of the league's fans.

In addition to Korver, the other top five players include Nate Funk (Creighton), Osiris Eldridge (Illinois State), Rodney Buford (Creighton) and Ryan Sears (Creighton). Funk (2007), Buford (1999) and Sears (2000) all earned Most Outstanding Player recognition for a team that won the championship, while Eldridge (2009) became only the second player in tournament history to earn Most Outstanding Player honors for a team that did not take the title.

In 2011, the millionth fan – Tyler Anderson of Milwaukee, Wis. – crossed through the turnstiles and was awarded a prize package that included tournament tickets for life.

The 2012 tournament featured two nationally ranked teams for the first time as Wichita State (14) and Creighton (24) entered the tournament as ranked teams. That was duplicated in 2015 as Wichita State (8) and UNI (11) represented the MVC in the Associated Press Top 25.

In 2015, following a month-long, online voting campaign, Valley fans chose from a list of 39 State Farm MVC Men's Basketball Championship flashbacks to determine the Top 10 tournament moments since the event began in 1977.

Wichita State's capping a Conference-record 34-0 start to a season with its 83-69 victory over Indiana State in the finals of the 2014 tournament was selected as the top moment in the 40-year history of the event.

In that 2014 finale against Indiana State, Larry Bird Trophy recipient Fred VanVleet collected 22 points and five assists, and tournament Most Outstanding Player Tekele Cotton scored 20 points.

In addition to the Shockers' victory in 2014, the other top five moments include Wichita State's Xavier McDaniel compiling a double-double (34 points and 13 rebounds) in the 1985 final versus Tulsa, Illinois State's Rickie Johnson helping the Redbirds take the 1983 crown against Tulsa, UNI guard Ben Jacobson guiding the Panthers to the 2004 crown in 2OT against Missouri State and Indiana State's Michael Menser collecting 32 points in the 2001 semifinals versus Creighton.

The remainder of the top 10 moments include Deon Jackson's game-winning three-pointer for Bradley against Missouri State in the 1996 semifinals, Illinois State shooting nearly 60 percent from the field in its 1998 win over Missouri State in the finals, Larry Bird's 20 points and 10 rebounds helping Indiana State defeat New Mexico State in the 1979 tourney final as ISU stayed perfect in its run to a Final Four, Seth Tuttle leading UNI in 2015 to its third Arch Madness title in seven years and Randall Falker's 17 points and 16 boards keying Southern Illinois to the 2006 Arch Madness title versus Bradley.



Deon Jackson's last-second three-point heave lifted Bradley to a 64-62 win against Missouri State in 1996. During the 20th anniversary celebration (2010), it was voted as the top play in tournament history by MVC fans.

MVC Tournament Results

MISSOURI VALLEY CONFERENCE TOURNAMENT RECORDS

Team (Titles)	Won	Lost	Pct.	Home	Away	Neut.	Championships
Loyola (3)	13	6	.684	0-0	0-0	13-6	2018, 2021, 2022
Creighton (12)	43	20	.683	5-2	2-6	36-12	78, 81, 89, 91, 99, 00, 02, 03, 05, 07, 12, 13
Tulsa (4)	25	15	.625	14-2	1-6	10-7	1982, 1984, 1986, 1996
UNI (6)	33	27	.550	0-0	0-0	33-27	2004, 2009, 2010, 2015, 2016, 2026
Illinois State (4)	47	41	.534	9-2	2-3	36-36	1983, 1990, 1997, 1998
Missouri State (1)	36	34	.514	0-0	0-0	36-34	1992
Wichita State (4)	35	34	.507	10-3	2-4	23-27	1985, 1987, 2014, 2017
Bradley (4)	44	43	.506	10-1	0-6	34-36	1980, 1988, 2019, 2020
Southern Illinois (5)	39	42	.481	0-1	2-8	37-33	1977, 1993, 1994, 1995, 2006
Valparaiso	8	9	.471	0-0	0-0	8-9	—
New Mexico State	6	7	.462	6-2	0-5	0-0	—
Drake (4)	34	44	.436	1-1	1-10	32-33	2008, 2023, 2024, 2025
UIC	3	4	.429	0-0	0-0	3-4	—
Indiana State (3)	31	43	.419	6-0	1-10	24-33	1979, 2001, 2011
West Texas State	5	7	.417	2-0	3-5	0-2	—
Belmont	2	4	.333	0-0	0-0	2-4	—
Murray State	2	4	.333	0-0	0-0	2-4	—
Evansville	10	32	.238	0-0	0-0	10-32	—

1977

#4 West Texas State 96, #7 Tulsa 81
#5 Drake 80, #6 Bradley 73
West Texas State 89, #2 New Mexico State 86
#3 Wichita State 67, Drake 63
West Texas State 79, Wichita State 68
#1 S. Illinois 82, West Texas State 69

1978

#9 Drake 75, #2 Southern Illinois 59
#4 New Mexico State 76, #7 Tulsa 75
#5 Bradley 75, #6 Wichita State 71
#3 Indiana St. 90, #8 West Texas State 71
New Mexico State 90, Drake 73
Indiana State 88, Bradley 81
Indiana State 80, N.M. State 78 (2OT)
#1 Creighton 54, Indiana State 52

1979

#1 Indiana State 94, #8 West Texas State 84
#2 New Mexico State 82, #7 Tulsa 79
#3 Wichita State 70, #6 Drake 69
#5 Southern Illinois 71, #4 Creighton 67
New Mexico State 85, Wichita State 81
Indiana State 79, Southern Illinois 72
Indiana State 69, New Mexico State 59

1980

#1 Bradley 97, #8 Tulsa 76
#4 Wichita State 82, #5 Indiana State 70
#3 West Texas State 98, #6 New Mexico State 87
#2 Creighton 86, #7 Drake 80
Bradley 68, Wichita State 60
West Texas State 83, Creighton 67
Bradley 62, West Texas State 59

1981

#1 Wichita St. 77, #8 Southern Illinois 57
#4 Drake 89, #5 Bradley 84
#3 Tulsa 68, #6 New Mexico State 67
#2 Creighton 64, #7 Indiana State 61
Wichita State 88, Drake 74
Creighton 66, Tulsa 64
Creighton 70, Wichita State 64

1982

#1 Bradley 86, #8 Indiana State 61
#4 Illinois State 56, #5 Drake 43
#3 New Mexico St. 68, #6 Southern Illinois 43
#2 Tulsa 106, #7 Creighton 81
Illinois State 55, Bradley 50 (2OT)
Tulsa 85, New Mexico State 61
Tulsa 90, Illinois State 77

1983

#1 Illinois State 64, #8 Southern Illinois 54
#2 New Mexico State 95, #7 West Texas 80
#3 Tulsa 108, #6 Indiana State 89
#4 Bradley 63, #5 Drake 53
Illinois State 79, Bradley 61
Tulsa 49, New Mexico State 48
Illinois State 84, Tulsa 64

1984

#1 Illinois State 91, #8 Drake 62
#4 Creighton 50, #5 Bradley 40
#2 Tulsa 110, #7 Indiana State 99
#3 Wichita St. 107, #6 Southern Illinois 77
Creighton 69, Illinois State 59
Tulsa 86, Wichita State 80
Tulsa 70, Creighton 68 (OT)

1985

#1 Tulsa 74, #8 West Texas State 69
#4 Bradley 66, #5 Creighton 59
#7 Indiana State 66, #2 Illinois State 61
#3 Wichita State 69, #6 S. Illinois 66
Tulsa 85, Bradley 77
Wichita State 92, Indiana State 65
Wichita State 84, Tulsa 82

1986

#3 Drake 82, #6 Creighton 56
#4 Illinois State 78, #5 Wichita State 70
#1 Bradley 61, #8 West Texas 55
#2 Tulsa 68, #7 Indiana State 50
Bradley 65, Illinois State 64
Tulsa 68, Drake 67
Tulsa 74, Bradley 58

1987

#3 Illinois State 70, #6 Indiana State 55
#2 Wichita State 73, #7 Creighton 70
#5 Southern Illinois 76, #4 Drake 70
Wichita State 56, Illinois State 53
#1 Tulsa 61, Southern Illinois 56
Wichita State 79, Tulsa 74 (OT)

1988

#3 Illinois State 72, #6 Drake 60
#2 Wichita State 74, #7 Tulsa 66
#1 Bradley 93, #8 Indiana State 74
#5 Creighton 89, #4 Southern Illinois 87
Illinois State 59, Wichita State 51
Bradley 101, Creighton 77
Bradley 83, Illinois State 59

1989

#1 Creighton 85, #8 Indiana State 70
#5 Drake 77, #4 Bradley 75
#6 Southern Illinois 73, #3 Tulsa 66
#7 Illinois State 66, #2 Wichita State 60
Creighton 54, Drake 49
Southern Illinois 69, Illinois State 61
Creighton 79, Southern Illinois 77

1990

#1 S. Illinois 70, #8 Indiana State 54
#4 Tulsa 71, #5 Bradley 69
#2 Illinois State 77, #7 Drake 62
#3 Creighton 70, #6 Wichita State 66
Southern Illinois 75, Tulsa 65
Illinois State 69, Creighton 64
Illinois State 81, Southern Illinois 78

1991

#9 Drake 57, #8 Illinois State 55
#1 Creighton 77, Drake 58
#5 S. Illinois 80, #4 Indiana State 61
#2 Missouri State 68, #7 Bradley 49
#3 Tulsa 71, #6 Wichita State 52
Creighton 71, Southern Illinois 66
Missouri State 82, Tulsa 80 (2OT)
Creighton 68, Missouri State 52

1992

#1 S. Illinois 67, #8 Wichita State 63
#5 Tulsa 77, #4 Indiana State 65
#2 Illinois State 70, #7 UNI 58
#3 Missouri State 75, #6 Creighton 69
Tulsa 82, Southern Illinois 79
Missouri State 61, Illinois State 58 (OT)
Missouri State 71, Tulsa 68

1993

#1 Illinois State 73, #8 Indiana State 68
#5 Drake 63, #4 UNI 58
#2 Southern Illinois 63, #7 Bradley 61 (OT)
#3 Missouri State 72, #6 Wichita State 57
Illinois State 60, Drake 59
Southern Illinois 76, Missouri State 68
Southern Illinois 70, Illinois State 59

1994

#1 Tulsa 91, #8 Drake 82
#5 UNI 84, #4 Illinois State 70
#2 Bradley 52, #7 Wichita State 44
#3 S. Illinois 52, #6 Missouri State 50
UNI 79, Tulsa 73
Southern Illinois 72, Bradley 59
Southern Illinois 77, UNI 74

1995

#1 Tulsa 77, #8 Wichita State 63
#4 Bradley 79, #5 Evansville 64
#2 Illinois State 75, #7 Missouri State 72
#3 Southern Illinois 85, #6 Drake 65
Tulsa 89, Bradley 80
Southern Illinois 72, Illinois State 68
Southern Illinois 77, Tulsa 62

1996

#1 Bradley 64, #8 Drake 51
#4 Missouri State 65, #5 Creighton 58
#2 Illinois State 64, #7 UNI 58
#3 Tulsa 65, #6 Evansville 55
Bradley 64, Missouri State 62
Tulsa 69, Illinois State 52
Tulsa 60, Bradley 46

1997

#9 Indiana State 86, #8 S. Illinois 71
#10 Drake 74, #7 Wichita State 63
#1 Illinois State 72, Indiana State 58
#4 UNI 73, #5 Evansville 65
#2 Bradley 66, Drake 47
#3 Missouri State 77, #7 Creighton 58
Illinois State 69, UNI 65
Missouri State 60, Bradley 58
Illinois State 75, Missouri State 72

1998

#8 Southern Illinois 91, #9 UNI 72
#7 Bradley 69, #10 Drake 62
#1 Illinois State 83, S. Illinois 73
#4 Wichita State 65, #5 Indiana State 55
Bradley 76, #2 Creighton 68
#3 Missouri State 60, #6 Evansville 59
Illinois State 75, Wichita State 54
Missouri State 67, Bradley 58
Illinois State 84, Missouri State 74

1999

#9 Wichita State 74, #8 UNI 72 (OT)
#7 Illinois State 51, #10 Drake 47
#1 Evansville 79, Wichita State 71
#4 Bradley 62, #5 Southern Illinois 59
#2 Creighton 68, Illinois State 63
#3 MSU 79, #6 Indiana State 78 (OT)
Evansville 64, Bradley 63
Creighton 78, Missouri State 70
Creighton 70, Evansville 61

MVC Tournament Results

2000

#9 Wichita State 70, #8 Illinois State 55
#10 Drake 58, #7 UNI 57
#1 Indiana State 57, Wichita State 50
#4 Creighton 71, #5 Bradley 62
#2 Missouri State 62, Drake 50
#3 Southern Illinois 75, #6 Evansville 63
Creighton 71, Indiana State 69
Missouri State 67, Southern Illinois 56
Creighton 57, Missouri State 45

2001

#8 Missouri State 57, #9 Wichita State 45
#10 UNI 59, #7 Drake 53
#1 Creighton 63, Missouri State 41
#5 Indiana State 67, #4 S. Illinois 64
#2 Bradley 59, UNI 56
#3 Illinois State 81, #6 Evansville 77
Indiana State 87, Creighton 74
Bradley 73, Illinois State 66
Indiana State 69, Bradley 63

2002

#8 Bradley 70, #9 Indiana State 58
#7 UNI 78, #10 Evansville 75
#1 Southern Illinois 66, Bradley 44
#4 Missouri State 72, #5 Wichita State 59
#2 Creighton 80, UNI 65
#3 Illinois State 64, #6 Drake 63
Southern Illinois 86, Missouri State 63
Creighton 90, Illinois State 63
Creighton 84, Southern Illinois 76

2003

#9 Illinois State 63, #8 Drake 62
#10 Indiana State 61, #7 UNI 60
#1 S. Illinois 75, Illinois State 63
#4 Missouri State 65, #5 Evansville 51
#2 Creighton 57, Indiana State 56
#3 Wichita State 70, #6 Bradley 66
Southern Illinois 64, Missouri State 55
Creighton 70, Wichita State 69
Creighton 80, Southern Illinois 56

2004

#9 Evansville 63, #8 Indiana State 59
#10 Illinois State 76, #7 Bradley 56
#1 Southern Illinois 93, Evansville 67
#5 Missouri State 84, #4 Creighton 75
#2 UNI 68, Illinois State 54
#3 Wichita State 63, #6 Drake 57
Missouri State 80, Southern Illinois 74
UNI 63, Wichita State 56
UNI 79, Missouri State 74 (2OT)

2005

#9 Indiana State 63, #8 Bradley 61
#7 Drake 82, #10 Evansville 68
#1 S. Illinois 64, Indiana State 49
#5 Missouri State 70, #4 UNI 62
#2 Wichita State 72, Drake 52
#3 Creighton 69, #6 Illinois State 52
Missouri State 65, Southern Illinois 61
Creighton 70, Wichita State 60
Creighton 75, Missouri State 57

2006

#9 Indiana State 72, #8 Drake 63
#7 Evansville 52, #10 Illinois State 45
#1 Wichita State 83, Indiana State 61
#5 Bradley 54, #4 Creighton 47
#2 Southern Illinois 71, Evansville 55
#6 UNI 57, #3 Missouri State 42
Bradley 60, Wichita State 52
Southern Illinois 55, UNI 46 (ot)
Southern Illinois 59, Bradley 46

2007

#9 Drake 101, #8 Evansville 96 (ot)
#10 Indiana State 68, #7 Illinois State 65
#1 Southern Illinois 71, Drake 59
#4 Bradley 51, #5 UNI 48
#2 Creighton 59, Indiana State 38
#3 Missouri State 67, #6 Wichita State 64
Southern Illinois 53, Bradley 51
Creighton 75, Missouri State 58
Creighton 67, Southern Illinois 61

2008

#8 Indiana State 71, #9 Wichita State 67
#7 Missouri State 69, #10 Evansville 46
#1 Drake 68, Indiana State 46
#4 Creighton 74, #5 Bradley 70
#2 Illinois State 63, Missouri State 58
#6 UNI 54, #3 Southern Illinois 49
Drake 75, Creighton 67
Illinois State 56, UNI 42
Drake 79, Illinois State 49

2009

#9 Indiana State 62, #8 Drake 55
#7 Wichita State 59, #10 Missouri State 46
#1 UNI 73, Indiana State 69
#4 Bradley 67, #5 Southern Illinois 55
#2 Creighton 63, Wichita State 62
#3 Illinois State 78, #6 Evansville 68
UNI 76, Bradley 62
Illinois State 73, Creighton 49
UNI 60, Illinois State 57 (ot)

2010

#8 Drake 63, #9 Southern Illinois 61
#7 Missouri St. 52, #10 Evansville 46
#1 UNI 55, Drake 40
#5 Bradley 81, #4 Creighton 62
#2 Wichita State 73, Missouri State 63
#3 Illinois State 69, #6 Indiana State 65
UNI 57, Bradley 40
Wichita State 65, Illinois State 61
UNI 67, Wichita State 52

2011

#8 Southern Illinois 57, #9 Illinois State 54
#10 Bradley 63, #7 Drake 48
#1 Missouri State 58, S. Illinois 56
#5 Creighton 60, #4 UNI 57
#2 Wichita State 70, Bradley 56
#3 Indiana State 52, #6 Evansville 50
Missouri State 60, Creighton 50
Indiana State 61, Wichita State 54
Indiana State 60, Missouri State 56

2012

#8 Indiana State 66, #9 S. Illinois 51
#7 Drake 65, #10 Bradley 49
#1 Wichita State 72, Indiana State 48
#4 Illinois State 54, #5 UNI 42
#2 Creighton 68, Drake 61
#3 Evansville 72, #6 Missouri State 64
Illinois State 65, Wichita State 64
Creighton 99, Evansville 71
Creighton 83, Illinois State 79 (OT)

2013

#9 Drake 81, #8 Bradley 66
#7 Missouri State 61, #10 S. Illinois 53
#1 Creighton 66, Drake 53
#5 Indiana State 51, #4 Evansville 50
#2 Wichita State 69, Missouri State 59
#6 Illinois State 73, #3 UNI 65
Creighton 64, Indiana State 43
Wichita State 66, Illinois State 51
Creighton 68, Wichita State 65

2014

#9 Evansville 69, #8 Drake 61
#10 Loyola 74, #7 Bradley 72
#1 Wichita State 80, Evansville 58
#4 Missouri State 53, #5 Illinois State 48
#2 Indiana State 75, Loyola 62
#6 Southern Illinois 63, #3 UNI 58
Wichita State 67, Missouri State 42
Indiana State 62, Southern Illinois 59
Wichita State 83, Indiana State 69

2015

#9 S. Illinois 55, #8 Missouri State 48
#10 Bradley 52, #7 Drake 50 (ot)
#1 Wichita State 56, S. Illinois 45
#4 Illinois State 71, #5 Evansville 67
#2 UNI 71, Bradley 46
#6 Loyola 81, #3 Indiana State 53
Illinois State 65, Wichita State 62
UNI 63, Loyola 49
UNI 69, Illinois State 60

2016

#8 Loyola 74, #9 Bradley 66
#7 Missouri State 69, #10 Drake 67
#1 Wichita State 66, Loyola 58
#4 UNI 66, #5 Southern Illinois 60
#2 Evansville 66, Missouri State 56
#6 Indiana State 65, #3 Illinois State 57
UNI 57, Wichita State 52 (ot)
Evansville 68, Indiana State 42
UNI 56, Evansville 54

2017

#8 Evansville 83, #9 Indiana State 72
#7 Bradley 67, #10 Drake 58
#1 Illinois State 80, Evansville 69
#4 Southern Illinois 55, #5 Loyola 50
#2 Wichita State 82, Bradley 56
#6 Missouri State 70, #3 UNI 64
Illinois State 63, Southern Illinois 50
Wichita State 78, Missouri State 63
Wichita State 71, Illinois State 51

2018

#9 UNI 60, #8 Evansville 50
#7 Missouri State 83, #10 Valparaiso 79
#1 Loyola 54, UNI 50
#5 Bradley 63, #4 Drake 61
#2 Southern Illinois 67, Missouri State 63
#3 Illinois State 77, #6 Indiana State 70
Loyola 62, Bradley 54
Illinois State 76, Southern Illinois 68 (ot)
Loyola 65, Illinois State 49

2019

#9 Valparaiso 77, #8 Indiana State 55
#7 Illinois State 65, #10 Evansville 60
#1 Loyola 67, Valparaiso 54
#5 Bradley 61, #4 Missouri State 58
#2 Drake 78, Illinois State 62
#6 UNI 61, #3 Southern Illinois 58
Bradley 53, Loyola 51
UNI 60, Drake 58
Bradley 57, UNI 54

2020

#8 Drake 75, #9 Illinois State 65
#7 Valparaiso 58, #10 Evansville 55
Drake 77, #1 UNI 56
#4 Bradley 64, #5 Southern Illinois 59
#6 Missouri State 78, #3 Indiana State 51
Valparaiso 74, #2 Loyola 73
Bradley 76, Drake 66
Valparaiso 89, Missouri State 82
Bradley 80, Valparaiso 66

2021

#9 Southern Illinois 73, #8 Bradley 63
#7 UNI 65, #10 Illinois State 60
#1 Loyola 73, Southern Illinois 49
#4 Indiana State 53, Evansville 43
#2 Drake vs. UNI (no contest, COVID)
#3 Missouri State 66, #6 Valparaiso 55
Loyola 65, Indiana State 49
Drake 71, Missouri State 69
Loyola 75, Drake 65

2022

#8 Illinois State 58, #9 Indiana State 53
#7 Valparaiso 81, #10 Evansville 59
#1 UNI 78, #8 Illinois State 65
#4 Loyola 66, #5 Bradley 50
#2 Missouri State 67, #7 Valparaiso 58
#3 Drake 65, #6 Southern Illinois 52
Loyola 66, UNI 43
Drake 79, Missouri State 78 (ot)
Loyola 64, Drake 58

2023

#8 UNI 75, #9 Illinois State 62
#5 Indiana State 97, #12 Evansville 58
#7 Murray State 78, #10 Valparaiso 50
#6 Missouri State 74, #11 UIC 57
#1 Bradley 72, UNI 66
Indiana State 94, #4 Belmont 91
#2 Drake 74, Murray State 62
#3 Southern Illinois 54, Missouri State 51
Bradley 71, Indiana State 70
Drake 65, Southern Illinois 52
Drake 77, Bradley 51

2024

#9 Missouri State 60, #8 Murray State 35
#5 Belmont 86, #12 Valparaiso 61
#10 Evansville 59, #7 Illinois State 53
#11 UIC 84, #6 Southern Illinois 82 (2ot)
#1 Indiana State 75, Missouri State 59
#4 UNI 67, Belmont 62
#2 Drake 79, Evansville 58
#3 Bradley 74, UIC 47
Indiana State 94, UNI 72
Drake 72, Bradley 67
Drake 84, Indiana State 80

2025

#8 S. Illinois 86, #9 Indiana State 85
#5 Illinois State 70, #12 Missouri State 54
#7 Murray State 74, #10 Evansville 53
#11 Valparaiso 67, #6 UIC 60
#1 Drake 70, Southern Illinois 53
#4 Belmont 76, Illinois State 63
#2 Bradley 70, Murray State 62
Valparaiso 64, #3 UNI 63
Drake 57, Belmont 50
Bradley 70, Valparaiso 65
Drake 63, Bradley 48

2026

#9 Drake 67, #8 Southern Illinois 63
#7 Valparaiso 63, #10 Indiana State 62
#6 UNI 68, #11 Evansville 59
Drake 100, #1 Belmont 81
#5 UIC 92, #4 Murray State 79
#2 Bradley 90, Valparaiso 84 (2ot)
UNI 74, #3 Illinois State 52
UIC 72, Drake 51
UNI 73, Bradley 69
UNI 84, UIC 69

MVC Tournament - Sweeps

Teams to Sweep Opponent Regular Season + Tourney
(since 1976-77)
first year of MVC Tournament

1976-77

Drake 3, Bradley 0
West Texas State 3, Tulsa 0

1977-78

Indiana State 3, Bradley 0
Creighton 3, Indiana State 0
New Mexico State 3, Drake 0
Indiana State 3, West Texas State 0

1978-79

Indiana State 3, Southern Illinois 0
New Mexico State 3, Tulsa 0
Indiana State 3, New Mexico State 0
Indiana State 3, West Texas State 0

1979-80

Bradley 3, Wichita State 0
Creighton 3, Drake 0

1980-81

Creighton 3, Indiana State 0
Wichita State 3, Drake 0
Wichita State 3, Southern Illinois 0

1981-82

Bradley 3, Indiana State 0
Tulsa 3, Creighton 0

1982-83

Bradley 3, Drake 0
Illinois State 3, Bradley 0
Illinois State 3, Southern Illinois 0
New Mexico State 3, West Texas St. 0

1983-84

Illinois State 3, Drake 0
Tulsa 3, Creighton 0
Tulsa 3, Indiana State 0

1984-85

Wichita State 3, Indiana State 0
Wichita State 3, Southern Illinois 0

1985-86

Bradley 3, Illinois State 0
Tulsa 3, Indiana State 0
Bradley 3, West Texas State 0

1986-87

Tulsa 3, Southern Illinois 0

1987-88

Bradley 3, Indiana State 0
Bradley 3, Creighton 0
Illinois State 3, Drake 0
Wichita State 3, Tulsa 0

1988-89

Creighton 3, Drake 0
Creighton 3, Indiana State 0
Creighton 3, Southern Illinois 0

1989-90

Tulsa 3, Bradley 0
Illinois State 3, Drake 0
Southern Illinois 3, Indiana State 0
Southern Illinois 3, Tulsa 0
Creighton 3, Wichita State 0

1990-91

Missouri State 3, Bradley 0
Creighton 3, Drake 0
Creighton 3, Southern Illinois 0

1991-92

Illinois State 3, UNI 0
Southern Illinois 3, Wichita State 0

1992-93

Southern Illinois 3, Bradley 0
Illinois State 3, Drake 0
Missouri State 3, Wichita State 0

1993-94

Bradley 3, Wichita State 0
Tulsa 3, Drake 0
Southern Illinois 3, UNI 0

1994-95

Bradley 3, Evansville 0
Tulsa 3, Bradley 0
Southern Illinois 3, Drake 0
Tulsa 3, Wichita State 0

1995-96

Tulsa 3, Evansville 0
Illinois State 3, UNI 0

1996-97

Bradley 3, Drake 0
Illinois State 3, Indiana State 0
Missouri State 3, Creighton 0

1997-98

Bradley 3, Drake 0
Bradley 3, Creighton 0
Illinois State 3, Southern Illinois 0
Illinois State 3, Wichita State 0
Southern Illinois 3, UNI 0

1998-99

Bradley 3, Southern Illinois 0
Evansville 3, Wichita State 0
Illinois State 3, Drake 0
Creighton 3, Missouri State 0

1999-00

Southern Illinois 3, Evansville 0
Missouri State 3, Drake 0
Missouri State 3, Southern Illinois 0
Indiana State 3, Wichita State 0

2000-01

Bradley 3, UNI 0
Illinois State 3, Evansville 0

2001-02

Southern Illinois 3, Bradley 0
Creighton 3, Illinois State 0

2002-03

Missouri State 3, Evansville 0
Southern Illinois 3, Illinois State 0
Southern Illinois 3, Missouri State 0
Creighton 3, Indiana State 0

2003-04

Southern Illinois 3, Evansville 0

2004-05

Drake 3, Evansville 0
Southern Illinois 3, Indiana State 0
Creighton 3, Wichita State 0
Wichita State 3, Drake 0

2005-06

Wichita State 3, Indiana State 0

2006-07

Missouri State 3, Wichita State 0
Southern Illinois 3, Drake 0
Creighton 3, Missouri State 0

2007-08

Drake 3, Illinois State 0
Drake 3, Indiana State 0
Drake 3, Creighton 0
Illinois State 3, Missouri State 0

2008-09

UNI 3, Bradley 0
Illinois State 3, Evansville 0
UNI 3, Illinois State 0

2009-10

Missouri State 3, Evansville 0
Wichita State 3, Missouri State 0
UNI 3, Drake 0
Drake 3, Southern Illinois 0

2010-11

Wichita State 3, Bradley 0
Missouri State 3, Creighton 0
Missouri State 3, Southern Illinois 0

2011-12

Drake 3, Bradley 0
Evansville 3, Missouri State 0
Creighton 3, Illinois State 0
Creighton 3, Drake 0
Wichita State 3, Indiana State 0

2012-13

Wichita State 3, Illinois State 0
Wichita State 3, Missouri State 0

2013-14

Wichita State 3, Evansville 0
Wichita State 3, Missouri State 0
Wichita State 3, Indiana State 0
Indiana State 3, Loyola 0

2014-15

UNI 3, Bradley 0
UNI 3, Illinois State 0
UNI 3, Loyola 0
Illinois State 3, Evansville 0
Wichita State 3, Southern Illinois 0

2015-16

Evansville 3, Missouri State 0
UNI 3, Evansville 0
Missouri State 3, Drake 0
Wichita State 3, Loyola 0

2016-17

Bradley 3, Drake 0
Wichita State 3, Bradley 0
Illinois State 3, Evansville 0
Illinois State 3, Southern Illinois 0
Wichita State 3, Missouri State 0
Southern Illinois 3, Loyola 0

2017-18

Missouri State 3, Valparaiso 0
Loyola 3, Illinois State 0
Southern Illinois 3, Missouri State 0
Loyola 3, UNI 0

2018-19

Illinois State 3, Evansville 0
Loyola 3, Valparaiso 0

2019-20

Bradley 3, Southern Illinois 0
Valparaiso 3, Evansville 0

2020-21

UNI 3, Illinois State 0
Loyola 3, Southern Illinois 0
Indiana State 3, Evansville 0
Missouri State 3, Valparaiso 0
Drake 3, Missouri State 0

2021-22

Valparaiso 3, Evansville 0
UNI 3, Illinois State 0
Missouri State 3, Valparaiso 0
Drake 3, Southern Illinois 0

2022-23

UNI 3, Illinois State 0
Indiana State 3, Evansville 0
Murray State 3, Valparaiso 0
Missouri State 3, UIC 0
Bradley 3, UNI 0
Drake 3, Murray State 0
Southern Illinois 3, Missouri State 0

2023-24

Belmont 3, Valparaiso 0
Bradley 3, UIC 0
Drake 3, Bradley 0
Drake 3, Evansville 0
Indiana State 3, Missouri State 0

2024-25

Bradley 3, Murray State 0
Bradley 3, Valparaiso 0
Illinois State 3, Missouri State 0

2025-26

Valparaiso 3, Indiana State 0
UNI 3, Evansville 0
UIC 3, Drake 0

Records in 3-Game Sweeps
(Sweeps Won-Lost)

Belmont – 1-0
Bradley – 20-14
Drake – 12-23
Evansville – 3-20
UIC – 1-2
Illinois State – 20-12
Indiana State – 10-17
Murray State – 1-2
UNI – 11-7
Southern Illinois – 17-17
Valparaiso – 3-7

Creighton – 16-7
Loyola – 4-4
Missouri State – 15-15
New Mexico State – 3-1
Tulsa – 10-4
West Texas State – 1-4
Wichita State – 19-11

MVC Tournament - Sweeps

Teams to win 2-game sweep regular-season series and lose in conference tournament

(since 1976-77)
first year of MVC Tournament

1977 – Wichita State, vs. West Texas State
1978 – Southern Illinois, vs. Drake
1979 – Creighton, vs. Southern Illinois
1981 – Wichita State, vs. Creighton
1982 – Bradley, vs. Illinois State
1984 – Illinois State, vs. Creighton
1985 – Tulsa, vs. Wichita State
1985 – Illinois State, vs Indiana State
1986 – Bradley, vs. Tulsa
1988 – Wichita State, vs. Illinois State
1989 – Tulsa, vs. Southern Illinois
1989 – Illinois State, vs. S. Illinois
1989 – Bradley, vs. Drake
1991 – Wichita State, vs. Tulsa
1992 – Southern Illinois, vs. Tulsa
1992 – Illinois State, vs Missouri State
1994 – Tulsa, vs. UNI
1995 – Illinois State, vs. S. Illinois
1996 – Bradley, vs. Tulsa
1996 – Illinois State, vs. Tulsa
1997 – Wichita State, vs. Drake
1997 – UNI, vs. Illinois State
1997 – Southern Illinois, vs. Indiana State
1998 – Bradley, vs. Missouri State
1998 – Missouri State, vs. Illinois St.
1999 – UNI, vs. Wichita State
2001 – Creighton, vs. Indiana State
2001 – Southern Illinois, vs. Indiana State
2002 – Southern Illinois, vs. Creighton
2002 – Evansville, vs. UNI
2003 – Drake, vs. Illinois State
2003 – UNI, vs. Indiana State
2004 – Bradley, vs. Illinois State
2004 – Indiana State, vs. Evansville
2004 – Southern Illinois, vs. Missouri State
2005 – Missouri State, vs. Creighton
2005 – UNI, vs. Missouri State
2006 – Wichita State, vs. Bradley
2006 – Drake, vs. Indiana State
2007 – UNI, vs. Bradley
2007 – Southern Illinois, vs. Creighton
2010 – Creighton, vs. Bradley
2011 – Wichita State, vs. Indiana State
2011 – Evansville, vs. Indiana State
2012 – Wichita State, vs. Illinois State
2013 – UNI, vs. Illinois State
2014 – Bradley, vs. Loyola
2015 – Indiana State, vs. Loyola
2015 – Wichita State, vs. Illinois State
2015 – Drake, vs. Bradley
2015 – Missouri State, vs. S. Illinois
2018 – Drake, vs. Bradley
2019 – Illinois State, vs. Drake
2019 – Indiana State, vs. Valparaiso
2019 – Missouri State, vs. Bradley
2019 – Southern Illinois, vs. UNI
2020 – UNI, vs. Drake
2020 – Loyola, vs. Valparaiso
2022 – Missouri State, vs. Drake
2022 – Drake, vs. Loyola
2024 – Murray State, vs. Missouri State
2024 – Southern Illinois, vs. UIC
2025 – UIC, vs. Valparaiso
2026 – Belmont, vs. Drake
2026 – Murray State, vs. UIC
2026 – Illinois State, vs. UNI

School Records

Win First 2, Then Lose

Wichita State – 9 times
Southern Illinois – 9 times
Illinois State – 8 times
Bradley – 7 times
UNI – 7 times
Drake – 5 times
Missouri State – 5 times
Creighton – 3 times
Tulsa – 3 times
Indiana State – 3 times
Evansville – 2 times
Murray State – 2 times
Belmont - 1 time
UIC - 1 time
Loyola - 1 time

School Records

Lose First 2, Then Win

Illinois State – 9 times
Indiana State – 8 times
Drake – 7 times
Bradley – 6 times
Creighton – 5 times
Missouri State – 5 times
Southern Illinois – 5 times
Tulsa – 5 times
UNI – 4 times
Loyola – 3 times
UIC – 2 times
Valparaiso - 3 times
Wichita State – 2 times
Evansville – 1 time
West Texas State - 1 time

Tournament Tiebreaker System

Regular-season standings are the determining factor in setting first-round pairings for the MVC Tournament.

Beginning in 2018-19, the NCAA Evaluation Tool (NET) replaced the RPI as the primary ranking metric used by the Division I Men's Basketball Committee as part of the selection process. And the Missouri Valley Conference now uses NET ratings as part of its men's basketball tournament seeding tiebreaker (for the first time in 2019).

Previously, the league utilized the overall adjusted RPI, as published in The RPI Report on the morning after the final regular-season MVC game (2016-18), and the league utilized non-conference schedule strength as its second step (after head-to-head) from 2011-15.

From 1993-2010, the MVC utilized a point-system tiebreaker, which awarded point values to home/away victories that were assigned to a team based on its position in the final regular-season standings.

In the event of a tie for any position within the standings, ties shall be broken utilizing the following factors, in order, until all ties are broken:

MVC Tiebreaker

a. Head-to-head competition (two-way tie). If the teams split their series, teams will be ranked by NCAA NET on the morning after the final regular-season Conference game. If the teams played only once, the winner of the game will be the higher seed.

b. If three or more teams are tied, regular-season competition among the tied teams shall be pooled into a "mini round-robin." Teams shall be ranked according to their position in such a round robin.

For example; Teams A, B, and C have identical Conference marks, Team A is 2-0 vs. Team B and 1-1 vs. Team C for a 3-1 composite record in the round-robin. Team B is 0-2 vs. Team A and 1-1 vs. Team C for a 1-3 composite record. Team C is 1-1 vs. Team A and 1-1 vs. Team B. In this scenario, Team A is the highest seed among the tied teams because of its 3-1 record in the round-robin among tied teams. Team C is the second highest seed among the tied teams because of its 2-2 composite round-robin record. Team B is the third seed because it finished 1-3 among the three tied teams.

If at any point a tie is broken using the multiple-tie tiebreaker procedures and only two teams remain tied, the remaining teams shall revert to the two-way tiebreaker.

Note: If the tied teams did not play an equal number of games within the pool (or if the tied teams within the pool played an equal number of games but didn't play each other the same number of times), or if the tied teams are still tied after a) and b), the tied teams will be ranked by NCAA NET ranking on the morning after the final regular-season Conference game.

If tied teams played an unequal number of games against one another, but one team played all other tied teams twice (and went undefeated), that team would receive the higher seed, and the remaining tied teams would revert to either a two-way tiebreaker or multi-team tiebreaker. Example: Three teams tied. Team A went 4-0 in the pool; Team B went 1-2 in the pool (beating team C and losing twice to Team A); Team C went 0-3 in the pool (losing twice to Team A and losing to Team B). Additionally, if tied teams played an unequal number of games against one another, but one team played all other tied teams twice (and went winless), that team would be pulled out, and the remaining tied teams would revert to either a two-way tiebreaker or multi-team tiebreaker.

MVC Tournament Scoring Differential

"Closest" MVC Tournaments - only two tournaments in which all games were decided by 10 points or fewer

- 1999 (average score differential in nine games was only 4.56 – two overtimes and all games decided by 9 points or less – only tourney with 2 OTs
- 1979 (average score differential in seven games was only 5.57 – all games decided by 10 points or less

Other notables –

- 1987 – 5 of 6 games decided by 6 points or less (one OT game)
- 1989 – 6 of 7 games decided by 9 points or less
- 2011 – 7 of 9 games decided by 10 points or less
- 2018 – 8 of 9 games decided by 10 points or less (one OT game)
- 2003 – 4 games decided by a single point
- 1985 – 6 of 7 games decided by 8 points or less
- 2016 – 8 of 9 games decided by 10 points or less
- 1992 & 2019 – finals and semifinals all decided by three points or less

Year	G1	G2	G3	G4	G5	G6	G7	G8	G9	G10	G11	TOTAL	AVG	OT
1999	2	4	8	3	5	1	1	8	9			41	4.56	2
1979	10	3	1	4	4	7	10					39	5.57	
1992	4	12	12	6	3	3	3					43	6.14	1
1987	15	3	6	3	5	5						37	6.17	1
1989	15	2	7	6	5	8	2					45	6.43	
2011	3	15	2	3	14	2	10	7	4			60	6.67	
1993	5	5	2	15	1	8	11					47	6.71	1
2018	10	4	4	2	4	7	8	8	16			63	7.00	1
1981	20	5	1	3	14	2	6					51	7.29	
2003	1	1	12	14	1	4	9	1	24			67	7.44	
2019	22	5	13	3	16	3	2	2	3			69	7.67	
1990	16	2	15	4	10	5	3					55	7.86	
1994	9	14	8	2	6	13	3					55	7.86	
2007	5	3	12	3	21	3	2	17	6			72	8.00	1
1985	5	7	5	3	8	27	2					57	8.14	
2016	8	2	8	6	10	8	5	26	2			75	8.33	1
2001	12	6	22	3	3	4	13	7	6			76	8.44	
1978	16	1	4	19	17	7	2	2				68	8.50	1
1977	15	7	3	4	11	13						53	8.83	
2000	15	1	7	9	12	12	2	11	12			81	9.00	
2009	7	13	4	12	1	10	14	24	3			88	9.78	1
1996	13	7	6	10	2	17	14					69	9.86	
2025	1	16	21	7	17	13	8	1	7	5	15	111	10.09	
2010	2	6	15	19	10	4	17	4	15			92	10.22	
2013	15	8	13	1	10	8	21	15	3			94	10.44	
1998	19	7	10	10	8	1	21	9	10			95	10.56	
1997	15	11	14	8	19	19	4	2	3			95	10.56	
2004	4	20	26	9	14	6	6	7	5			97	10.78	1
2014	8	2	22	5	13	5	25	3	14			97	10.78	
1986	26	8	6	18	1	1	16					76	10.86	
2020	10	3	21	5	27	1	10	7	14			98	10.89	1
2021	10	5	24	10	11	16	2	10				88	11.00	
1980	21	12	11	6	8	16	3					77	11.00	
1995	14	15	3	20	9	4	15					80	11.43	
2015	7	2	11	4	25	28	3	14	9			103	11.44	1
2026	4	1	9	21	13	6	22	21	4	15		116	11.60	1
2006	9	7	22	7	16	15	8	9	13			106	11.78	1
2005	2	14	15	8	20	17	4	10	18			108	12.00	
2022	5	22	13	16	9	13	23	1	6			108	12.00	1
1991	2	19	19	19	19	5	2	16				101	12.63	1
2008	4	23	22	4	5	5	8	14	30			115	12.78	
2012	15	16	24	12	7	8	1	28	4			115	12.78	1
2017	11	9	11	5	26	6	13	15	20			116	12.89	
1983	10	15	19	10	18	1	20					93	13.29	
2002	12	3	22	13	15	1	23	27	8			124	13.78	
1988	12	8	19	2	8	24	24					97	13.86	
1984	29	10	11	30	10	6	2					98	14.00	1
2024	25	25	6	2	16	5	21	27	22	5	4	158	14.36	1
2023	13	39	28	17	6	3	12	3	1	13	26	161	14.64	
1982	25	13	25	25	5	24	13					130	18.57	1

MVC Tournament Results

In 2026, UNI set MVC Tournament history as it won four games in four days to claim the Arch Madness crown and NCAA berth. The Panthers were seeded No. 6.

It marked the second-straight year of "something new," as in 2025, Valparaiso became the first 11 seed to reach the semifinals.

In 2020, the top three seeds lost their first game for the only time in league history.

Notably, the record of combined seed total in a championship game is 11 (4&7 in 2020) (5&6 in 2019) and (5&6 in 2026).

The 2026 tournament featured losses by three of the top four seeds in their first games as No. 1 Belmont, No. 3 Illinois State, and No. 4 Murray State each lost their first tournament contest.

Nine top-seeded teams from tournaments played in St. Louis have failed to reach the NCAA Tournament; not counting the 2020 COVID season (Loyola-2019; Illinois State-2017; Missouri State-2011; Illinois State-1993, Southern Illinois-1992; UNI-2022; Bradley-2023; Indiana State-2024; and Belmont-2026).

In the 50 previous seasons of the MVC Tournament, only seven teams seeded worse than No. 3 have won the crown (No. 4 Creighton in 2000; No. 5 Indiana State in 2001; No. 4 UNI in 2016; No. 5 Bradley in 2019; No. 4 Bradley in 2020; No. 4 Loyola in 2022; and No. 6 UNI in 2026).

Forty-three of 50 previous tournament champions were seeded 1 (18), 2 (18), or 3 (7). The top two seeds have had the most success, winning a combined 36 tourneys, and the top two seeds have won 23 titles in St. Louis (36 tourneys).

Only five teams seeded 7 or worse have reached the semis (in St. Louis): #7 Bradley (1998); #8 Drake (2020); #7 Valparaiso (2020); #11 Valparaiso (2025); and #9 Drake (2026).

Tournament Titles, By Seed

1 – 18 (last: Drake in 2025)
11 in St. Louis
2 – 18 (last: Drake in 2024)
12 in St. Louis
3 – 7 (last: Indiana State in 2011)
6 in St. Louis
4 – 4 (last: Loyola in 2022)
5 – 2 (last: Bradley in 2019)
6 – 1 (last: UNI in 2026)

Tournament Titles, By Team

12 – Creighton
6 – UNI
5 – Southern Illinois
4 – Bradley, Drake, Illinois State, Tulsa, Wichita State
3 – Indiana State, Loyola
1 – Missouri State

Title Town

Titles by current Valley members (most recent in parentheses):

	Reg.-Season*	Tourney
Belmont	1 (2026)	none
Bradley	7 (2023)	4 (2020)
Drake	9 (2025)	4 (2025)
Evansville	1 (1999)	none
UIC	none	none
Illinois State	6 (2017)	4 (1998)
Indiana State	3 (2024)	3 (2011)
Murray State	none	none
UNI	4 (2022)	6 (2026)
S. Illinois	8 (2007)	5 (2006)
Valparaiso	none	none

**includes outright and shared titles*

Back-To-Back Titles

In league history, only Southern Illinois (1993-94-95) and Drake (2023-24-25) have won three-straight conference tourneys. Only 10 teams have won back-to-back conference tournament titles.

No.	Team (Years)	Streak Ended
3	Drake (2023-24-25)	Semis, 2026
3	Southern Illinois (1993-94-95)	DNP in 1996
2	Illinois State (1997-98)	Quarters, 1999
2	Creighton (1999-00)	Semis, 2001
2	Creighton (2002-03)	Quarters, 2004
2	UNI (2009-10)	Quarters, 2011
2	Creighton (2012-13)	DNP in 2014 (Big East)
2	UNI (2015-16)	Quarters, 2017
2	Bradley (2019-20)	Opening Round, 2021
2	Loyola (2021-22)	DNP in 2023 (Atlantic-10)

Year-By-Year Tourney Records, By Seed

	1	2	3	4	5	6	7	8	9	10	11	12
'77	1-0	0-1	1-1	3-1	1-1	0-1	0-1					
'78	1-0	0-1	3-1	2-1	1-1	0-1	0-1	0-1	1-1			
'79	3-0	2-1	1-1	0-1	1-1	0-1	0-1	0-1				
'80	3-0	1-1	2-1	1-1	0-1	0-1	0-1	0-1				
'81	2-1	3-0	1-1	1-1	0-1	0-1	0-1	0-1				
'82	1-1	3-0	1-1	2-1	0-1	0-1	0-1	0-1				
'83	3-0	1-1	2-1	1-1	0-1	0-1	0-1	0-1				
'84	1-1	3-0	1-1	2-1	0-1	0-1	0-1	0-1				
'85	2-1	0-1	3-0	1-1	0-1	0-1	1-1	0-1				
'86	2-1	3-0	1-1	1-1	0-1	0-1	0-1	0-1				
'87	1-1	3-0	1-1	0-1	1-1	0-1	0-1					
'88	3-0	1-1	2-1	0-1	1-1	0-1	0-1	0-1				
'89	3-0	0-1	0-1	0-1	1-1	2-1	1-1	0-1				
'90	2-1	3-0	1-1	1-1	0-1	0-1	0-1	0-1				
	28-7	23-8	20-13	15-14	6-14	2-14	2-14	0-12	1-1	–	–	–
St. Louis tournament results below:												
'91	3-0	2-1	1-1	0-1	1-1	0-1	0-1	0-1	1-1			
'92	1-1	1-1	3-0	0-1	2-1	0-1	0-1	0-1				
'93	2-1	3-0	1-1	0-1	1-1	0-1	0-1	0-1				
'94	1-1	1-1	3-0	0-1	2-1	0-1	0-1	0-1				
'95	2-1	1-1	3-0	1-1	0-1	0-1	0-1	0-1				
'96	2-1	1-1	3-0	1-1	0-1	0-1	0-1	0-1				
'97	3-0	1-1	2-1	1-1	0-1	0-1	0-1	0-1	1-1	1-1		
'98	3-0	0-1	2-1	1-1	0-1	0-1	2-1	1-1	0-1	0-1		
'99	2-1	3-0	1-1	1-1	0-1	0-1	1-1	0-1	1-1	0-1		
'00	1-1	2-1	1-1	3-0	0-1	0-1	0-1	0-1	1-1	1-1		
'01	1-1	2-1	1-1	0-1	3-0	0-1	0-1	1-1	0-1	1-1		
'02	2-1	3-0	1-1	1-1	0-1	0-1	1-1	1-1	0-1	0-1		
'03	2-1	3-0	1-1	1-1	0-1	0-1	0-1	0-1	1-1	1-1		
'04	1-1	3-0	1-1	0-1	2-1	0-1	0-1	0-1	1-1	1-1		
'05	1-1	1-1	3-0	0-1	2-1	0-1	1-1	0-1	1-1	0-1		
'06	1-1	3-0	0-1	0-1	2-1	1-1	1-1	0-1	1-1	0-1		
'07	2-1	3-0	1-1	1-1	0-1	0-1	0-1	0-1	1-1	1-1		
'08	3-0	2-1	0-1	1-1	0-1	1-1	1-1	1-1	0-1	0-1		
'09	3-0	1-1	2-1	1-1	0-1	0-1	1-1	0-1	1-1	0-1		
'10	3-0	2-1	1-1	0-1	1-1	0-1	1-1	1-1	0-1	0-1		
'11	2-1	1-1	3-0	0-1	1-1	0-1	0-1	1-1	0-1	1-1		
'12	1-1	3-0	1-1	2-1	0-1	0-1	1-1	1-1	0-1	0-1		
'13	3-0	2-1	0-1	0-1	1-1	1-1	1-1	0-1	1-1	0-1		
'14	3-0	2-1	0-1	1-1	0-1	1-1	0-1	0-1	1-1	1-1		
'15	1-1	3-0	0-1	2-1	0-1	1-1	0-1	0-1	1-1	1-1		
'16	1-1	2-1	0-1	3-0	0-1	1-1	1-1	1-1	0-1	0-1		
'17	2-1	3-0	0-1	1-1	0-1	1-1	1-1	1-1	0-1	0-1		
'18	3-0	1-1	2-1	0-1	1-1	0-1	1-1	0-1	1-1	0-1		
'19	1-1	1-1	0-1	0-1	3-0	2-1	1-1	0-1	1-1	0-1		
'20	0-1	0-1	0-1	3-0	0-1	1-1	3-1	2-1	0-1	0-1		
'21	3-0	1-1	1-1	1-1	0-1	0-1	1-0	0-1	1-1	0-1		
'22	1-1	1-1	2-1	3-0	0-1	0-1	1-1	1-1	0-1	0-1		
'23	2-1	3-0	1-1	0-1	2-1	1-1	1-1	1-1	0-1	0-1	0-1	0-1
'24	2-1	3-0	1-1	1-1	1-1	0-1	0-1	0-1	1-1	1-1	1-1	0-1
'25	3-0	2-1	0-1	1-1	1-1	0-1	1-1	1-1	0-1	0-1	2-1	0-1
'26	0-1	1-1	0-1	0-1	2-1	4-0	1-1	0-1	2-1	0-1	0-1	
STL	67-25	67-24	42-30	31-32	28-34	15-35	23-35	14-36	19-31	10-30	3-4	0-3
PRE	28-7	23-8	20-13	15-14	6-14	2-14	2-14	0-12	1-1	–	–	–
ALL	95-32	90-32	62-43	46-46	34-48	17-49	25-49	14-48	20-32	10-30	3-4	0-3

	1	2	3	4	5	6
				(Titles By Seed)		
pre-1991	7	6	1			
St. Louis	11	12	6	4	2	1
All Games	18	18	7	4	2	1

TOTAL TOURNAMENT GAMES PLAYED (416)
Pre-St. Louis: 97
St. Louis: 319

MVC Tournament Results



Loyola's Milton Doyle sunk Bradley, 74-72, with this long buzzer-beating trey in an opening-round game in 2014.

One-Point Games (25)

New Mexico State 76, Tulsa 75 (1978)
Wichita State 70, Drake 69 (1979)
Tulsa 68, New Mexico State 67 (1981)
Tulsa 49, New Mexico State 48 (1983)
Bradley 65, Illinois State 64 (1986)
Tulsa 68, Drake 67 (1986)
Illinois State 60, Drake 59 (1993)
Missouri St. 60, Evansville 59 (1998)
MSU 79, Indiana State 78 (1ot, 1999)
Evansville 64, Bradley 63 (1999)
Drake 58, UNI 57 (2000)
Illinois State 64, Drake 63 (2002)
Illinois State 63, Drake 62 (2003)
Indiana State 61, UNI 60 (2003)
Creighton 57, Indiana State 56 (2003)
Creighton 70, Wichita State 69 (2003)
Creighton 63, Wichita State 62 (2009)
Illinois State 65, Wichita State 64 (2012)
Indiana State 51, Evansville 50 (2013)
Valparaiso 74, Loyola 73 (1ot) (2020)
Drake 79, Missouri State 78 (1ot) (2022)
Bradley 71, Indiana State 70 (2023)
Southern Illinois 86, Indiana State 85 (2025)
Valparaiso 64, UNI 63 (2025)
Valparaiso 63, Indiana State 62 (2026)

Two-Point Games (31)

Indiana St. 80, N.M. State 78 (2ot, 1978)
Creighton 54, Indiana State 52 (1978)
Creighton 66, Tulsa 64 (1981)
Tulsa 70, Creighton 68 (1ot, 1984)
Wichita State 84, Tulsa 82 (1985)
Creighton 89, Southern Illinois 87 (1988)
Drake 77, Bradley 75 (1989)
Creighton 79, Southern Illinois 77 (1989)
Tulsa 71, Bradley 69 (1990)
Drake 57, Illinois State 55 (1991)
Missouri St. 82, Tulsa 80 (2ot, 1991)
Southern Illinois 63, Bradley 61 (1ot, 1993)
Southern Illinois 52, Missouri State 50 (1994)
Bradley 64, Missouri State 62 (1996)
Missouri State 60, Bradley 58 (1997)
Wichita State 74, UNI 72 (1ot, 1999)
Creighton 71, Indiana State 69 (2000)
Indiana State 63, Bradley 61 (2005)
Southern Illinois 53, Bradley 51 (2007)
Drake 63, Southern Illinois 61 (2010)
Missouri State 58, Southern Illinois 56 (2011)
Indiana State 52, Evansville 50 (2011)
Loyola 74, Bradley 72 (2014)
Bradley 52, Drake 50 (1 ot, 2015)
Missouri State 69, Drake 67 (2016)
UNI 56, Evansville 54 (2016)
Bradley 63, Drake 61 (2018)
Bradley 53, Loyola 51 (2019)
UNI 60, Drake 58 (2019)
Drake 71, Missouri State 69 (2021)
UIC 84, Southern Illinois 82 (2ot, 2024)

Three-Point Games (33)

West Texas 89, New Mexico State 86 (1977)
New Mexico State 82, Tulsa 79 (1979)
Bradley 62, West Texas State 59 (1980)
Creighton 64, Indiana State 61 (1981)
Wichita State 69, Southern Illinois 66 (1985)
Wichita State 73, Creighton 70 (1987)
Wichita St. 56, Illinois State 53 (1987)
Illinois State 81, Southern Illinois 78 (1990)
Tulsa 82, Southern Illinois 79 (1992)
Missouri State 61, Illinois State 58 (1ot, 1992)
Missouri State 71, Tulsa 68 (1992)
Southern Illinois 77, UNI 74 (1994)
Illinois State 75, MSU 72 (1995)
Illinois State 75, MSU 72 (1997)
Bradley 62, S. Illinois 59 (1999)
Indiana State 67, Southern Illinois 64 (2001)
Bradley 59, UNI 56 (2001)
UNI 78, Evansville 75 (2002)
Indiana St. 68, Illinois St. 65 (2007)
Bradley 51, UNI 48 (2007)
Missouri St. 67, Wichita St. 64 (2007)
UNI 60, Illinois State 57 (1ot, 2009)
Southern Illinois 57, Illinois State 54 (2011)
Creighton 60, UNI 57 (2011)
Creighton 68, Wichita State 65 (2013)
Indiana State 62, S. Illinois 59 (2014)
Illinois State 65, Wichita State 62 (2015)
Bradley 61, Missouri State 58 (2019)
UNI 61, Southern Illinois 58 (2019)
Bradley 57, UNI 54 (2019)
Valparaiso 58, Evansville 55 (2020)
Indiana State 94, Belmont 91 (2023)
Southern Illinois 54, Missouri State 51 (2023)

Overtime Games (21)

Indiana St. 80, N. M. State 78 (2ot, 1978)
Illinois State 55, Bradley 50 (2ot, 1982)
Tulsa 70, Creighton 68 (1ot, 1984)
Wichita State 79, Tulsa 74 (1ot, 1987)
Missouri State 82, Tulsa 80 (2ot, 1991)
MSU 61, Illinois State 58 (1ot, 1992)
Southern Illinois 63, Bradley 61 (1ot, 1993)
Wichita State 74, UNI 72 (1ot, 1999)
Missouri St. 79, Indiana State 78 (1ot, 1999)
UNI 79, Missouri State 74 (2ot, 2004)
Southern Illinois 55, UNI 46 (1ot, 2006)
Drake 101, Evansville 96 (1ot, 2007)
UNI 60, Illinois State 57 (1ot, 2009)
Creighton 83, Illinois St. 79 (1ot, 2012)
Bradley 52, Drake 50 (1 ot, 2015)
UNI 57, Wichita State 52 (1 ot, 2016)
Illinois State 76, S. Illinois 68 (1 ot, 2018)
Valparaiso 74, Loyola 73 (1ot) (2020)
Drake 79, Missouri State 78 (1ot) (2022)
UIC 84, Southern Illinois 82 (2ot, 2024)
Bradley 90, Valparaiso 84 (2ot, 2026)

VALLEY TOURNAMENT WON-LOST CHART

This chart outlines how Missouri Valley Conference teams have fared against one another during the 50-year history of the postseason Valley Tournament. The list includes active Valley members only, therefore the totals don't equal the school-by-school breakdowns. *Read across.*

TEAMS	BEL	BRAD	DU	UE	UIC	ILS	INS	MUR	UNI	SIU	VU	Total
Belmont	---	0-0	0-2	0-0	0-0	1-0	0-1	0-0	0-1	0-0	1-0	2-4
Bradley	0-0	---	9-8	1-1	1-0	3-3	4-3	1-0	4-4	3-6	3-0	44-43
Drake	2-0	8-9	---	3-1	0-1	4-8	2-2	1-0	3-3	6-3	0-0	34-44
Evansville	0-0	1-1	1-3	---	0-0	2-5	3-4	0-1	0-5	0-3	0-2	10-32
UIC	0-0	0-1	1-0	0-0	---	0-0	0-0	1-0	0-1	1-0	0-1	3-4
Illinois State	0-1	3-3	8-4	5-2	0-0	---	6-3	0-0	6-8	5-5	0-0	47-41
Indiana State	1-0	3-4	2-2	4-3	0-0	3-6	---	0-0	2-1	5-4	0-2	31-43
Murray State	0-0	0-1	0-1	1-0	0-1	0-0	0-0	---	0-0	0-0	1-0	2-4
UNI	1-0	4-4	3-3	5-0	1-0	8-6	1-2	0-0	---	3-4	0-1	33-27
Southern Illinois	0-0	6-3	3-6	3-0	0-1	5-5	4-5	0-0	4-3	---	0-0	39-42
Valparaiso	0-1	0-3	0-0	2-0	1-0	0-0	2-0	0-1	1-0	0-0	---	8-9

TOURNAMENT MISCELLANEOUS INFORMATION

NUMBER OF TOURNAMENTS -- 50
NUMBER OF TIMES REGULAR-SEASON CHAMPION HAS WON TOURNAMENT -- *21 (77, 78, 79, 80, #84, 88, 89, 91, 97, 98, +02, 08, =09, 10, 13, 14, ~17, 18, 21, 25)
NUMBER OF TIMES REGULAR-SEASON CHAMPION HAS NOT WON TOURNAMENT -- *34 (81, 82, 83, 85, 86, 87, 90, 92, 93, 94, 95, 96, 99, 00, 01, +02, 03, 04, 05, 06, 07, =09, 11, 12, 15, 16, ~17, &19, 20, 22, 23. 24, 26)
NUMBER OF OVERTIME GAMES PLAYED -- 21
NUMBER OF TIMES REGULAR-SEASON CHAMPION HAS NOT REACHED FINALS -- *19 (82, 83, #84, ^92, 94, 00, 01, 04, 05, 06, =09, 12, 15, 16, &19, 20, 22, 26)
RECORD OF HOME TEAMS -- 63-14 (.818) | **HOME TEAMS IN FIRST-ROUND GAME --** 37-6 (.860)
RECORD OF HOME TEAMS IN SEMIFINALS -- 17-4 (.810) | **HOME TEAMS IN FINALS --** 9-3 (.750)

** - Regular-season champion Wichita State was on probation in 1983 and ineligible to compete in the tournament; # – Tulsa and Illinois State were co-champions in the regular season. Illinois State did not reach the finals; + – Creighton and Southern Illinois were regular-season co-champions, and CU beat Southern Illinois in the finals; ^ – Southern Illinois and Illinois State were co-champions in the regular season. Both Southern Illinois and Illinois State lost in the semifinals; =Creighton and UNI were co-champions in the regular season; UNI won the tournament, and Creighton lost in the semifinals; ~ Illinois State and Wichita State were co-champions in the regular season; WSU beat ISU in the finals; & Loyola and Drake were co-champions in the regular season, neither reached the finals.*

MVC All-Tournament Teams

Home Sweet Home:

The three St. Louis homes of the Missouri Valley Conference Tournament have been (from left to right): Kiel Auditorium (1991), the Saint Louis Arena (1992-94), and Enterprise Center (1995-present). (*Enterprise Center has also been known as Kiel Center, Savvis Center and Scottrade Center.)*







ALL-TOURNAMENT TEAMS

**** -- denotes Doug Elgin Award Winner; presented to Most Outstanding Player***

1986

*MOP – Brian Rahilly, Tulsa
David Moss, Tulsa
Hersey Hawkins, Bradley
Mike Williams, Bradley
Byron Boudreaux, Tulsa

1988

*MOP – Hersey Hawkins, Bradley
Anthony Manuel, Bradley
Donald Powell, Bradley
Tony Holifield, Illinois State
Tracy Moore, Tulsa

1989

*MOP – Chad Gallagher, Creighton
Bob Harstad, Creighton
Matt Roggenburk, Creighton
James Farr, Creighton
Kai Nurnberger, Southern Illinois
Jerry Jones, Southern Illinois



In 2011, Missouri State's Jermaine Mallett became the third MVC Tournament Doug Elgin Award recipient to earn the honor as a member of the non-winning team. The Bears lost to Indiana State.

1990

*MOP – Rickey Jackson, Illinois St.
Bob Harstad, Creighton
Jarrod Coleman, Illinois State
Jerry Jones, Southern Illinois
Freddie McSwain, Southern Illinois

1991

*MOP – Bob Harstad, Creighton
Chad Gallagher, Creighton
Duan Cole, Creighton
Latrell Wrightsell, Creighton
Darryl Reid, Missouri State
Rick Shipley, Southern Illinois

1992

*MOP – Jackie Crawford, MSU
Ashraf Amaya, Southern Illinois
Mike VandeGarde, Illinois State
Mark Morse, Tulsa
Jeff Malham, Tulsa
Andre Rigsby, Missouri State

1993

*MOP – Ashraf Amaya, S. Illinois
Curt Smith, Drake
Mike VandeGarde, Illinois State
Mirko Pavlovic, Southern Illinois
Marcus Timmons, Southern Illinois

1994

*MOP – Cam Johnson, UNI
Randy Blocker, UNI
Marcus Timmons, Southern Illinois
Chris Carr, Southern Illinois
Gary Collier, Tulsa

1995

*MOP – Chris Carr, Southern Illinois
Marcus Timmons, Southern Illinois
Paul Lusk, Southern Illinois
Alvin Williamson, Tulsa
Anthony Parker, Bradley

1996

*MOP – Shea Seals, Tulsa
Cordell Love, Tulsa
Deon Jackson, Bradley
Dwayne Funches, Bradley
Coleco Buie, Missouri State

1997

*MOP – Rico Hill, Illinois State
Jason Daisy, UNI
Danny Moore, Missouri State
Coleco Buie, Missouri State
Anthony Parker, Bradley

1998

*MOP – Dan Muller, Illinois State
Rico Hill, Illinois State
LeRoy Watkins, Illinois State
Danny Moore, Missouri State
Ben Kandlbinder, Missouri State

1999

*MOP – Rodney Buford, Creighton
Ben Walker, Creighton
Marcus Wilson, Evansville
Craig Snow, Evansville
Rob Dye, Bradley

2000

*MOP – Ryan Sears, Creighton
Ben Walker, Creighton
Kevin Ault, Missouri State
Allen Phillips, Missouri State
Nate Green, Indiana State

2001

*MOP – Michael Menser, Indiana St.
Kelyn Block, Indiana State
Tarise Bryson, Illinois State
Phillip Gilbert, Bradley
Kyle Korver, Creighton

2002

*MOP – Kyle Korver, Creighton
Terrell Taylor, Creighton
Kent Williams, Southern Illinois
Rolan Roberts, Southern Illinois
Brody Deren, Creighton

2003

*MOP – Kyle Korver, Creighton
Jermaine Dearman, S. Illinois
Randy Burns, Wichita State
Larry House, Creighton
Terrance McGee, Missouri State



In 1998, Dan Muller led the Illinois State Redbirds to its second-straight MVC Tournament championship and was named the event's Doug Elgin Award recipient.

2004

*MOP – Ben Jacobson, UNI
David Gruber, UNI
Merrill Andrews, Missouri State
Anthony Shavies, Missouri State
Darren Brooks, Southern Illinois

2005

*MOP – Johnny Mathies, Creighton
Nate Funk, Creighton
Jimmy Motz, Creighton
Tamarr Maclin, Missouri State
Darren Brooks, Southern Illinois

2006

*MOP – Randal Falker, S. Illinois
Marcellus Sommerville, Bradley
Patrick O'Bryant, Bradley
Matt Shaw, Southern Illinois
Jamaal Tatum, Southern Illinois

MVC All-Tournament Teams

2007

*MOP – Nate Funk, Creighton
Nick Porter, Creighton
Anthony Tolliver, Creighton
Matt Shaw, Southern Illinois
Jamaal Tatum, Southern Illinois

2008

*MOP – Adam Emmenecker, Drake
Jonathan Cox, Drake
Josh Young, Drake
Eric Coleman, UNI
Osiris Eldridge, Illinois State

2009

*MOP – Osiris Eldridge, Illinois State
Adam Koch, UNI
Kwadzo Ahelegbe, UNI
Chamberlain Oguchi, Illinois State
Booker Woodfox, Creighton

2010

*MOP – Kwadzo Ahelegbe, UNI
Jordan Eglseder, UNI
Garrett Stutz, Wichita State
Clevin Hannah, Wichita State
Sam Maniscalco, Bradley

2011

*MOP – Jermaine Mallett, MSU
Kyle Weems, Missouri State
Adam Leonard, Missouri State
Aaron Carter, Indiana State
Jake Odum, Indiana State

2012

*MOP – Doug McDermott, Creighton
Gregory Echenique, Creighton
Antoine Young, Creighton
Jackie Carmichael, Illinois State
Tyler Brown, Illinois State

2013

*MOP – Doug McDermott, Creighton
Gregory Echenique, Creighton
Jackie Carmichael, Illinois State
Carl Hall, Wichita State
Malcolm Armstead, Wichita State

2014

*MOP – Tekele Cotton, Wichita State
Fred VanVleet, Wichita State
Cleanthony Early, Wichita State
Jake Odum, Indiana State
D.J. Balentine, Evansville

2015

*MOP – Seth Tuttle, UNI
Nate Buss, UNI
Reggie Lynch, Illinois State
Daishon Knight, Illinois State
Fred VanVleet, Wichita State



Since the tourney moved to St. Louis in 1991, a total of 1,611,616 fans have passed through the turnstiles at Kiel Auditorium, the Saint Louis Arena and Enterprise Center to witness MVC tourney action.

2016

*MOP – Wes Washpun, UNI
Jeremy Morgan, UNI
Klint Carlson, UNI
D.J. Balentine, Evansville
Jaylon Brown, Evansville

2017

*MOP – Conner Frankamp, WSU
Jaylon Brown, Evansville
Alize Johnson, Missouri State
Paris Lee, Illinois State
Landry Shamet, Wichita State

2018

*MOP – Donte Ingram, Loyola
Ben Richardson, Loyola
Marques Townes, Loyola
Phil Fayne, Illinois State
Milik Yarbrough, Illinois State

2019

*MOP – Elijah Childs, Bradley
Nate Kennell, Bradley
AJ Green, UNI
Wyatt Lohaus, UNI
Tremell Murphy, Drake

2020

*MOP – Darrell Brown, Bradley
Elijah Childs, Bradley
Javon Freeman-Liberty, Valparaiso
John Kiser, Valparaiso
Liam Robbins, Drake

2021

*MOP – Cameron Krutwig, Loyola
Braden Norris, Loyola
Joseph Yesufu, Drake
Tremell Murphy, Drake
Gaige Prim, Missouri State

2022

*MOP – Lucas Williamson, Loyola
Braden Norris, Loyola
Tucker DeVries, Drake
Roman Penn, Drake
Isiaih Mosley, Missouri State

2023

*MOP – Tucker DeVries, Drake
Cooper Neese, Indiana State
Rienk Mast, Bradley
Ja'Shon Henry, Bradley
Roman Penn, Drake

2024

*MOP – Tucker DeVries, Drake
Atin Wright, Drake
Robbie Avila, Indiana State
Ryan Conwell, Indiana State
Connor Hickman, Bradley

2025

*MOP – Bennett Stirtz, Drake
Tavion Banks, Drake
Darius Hannah, Bradley
Duke Deen, Bradley
All Wright, Valparaiso

2026

*MOP – Trey Campbell, UNI
Leon Bond III, UNI
Elijah Crawford, UIC
Rashund Washington Jr., UIC
Jalen Quinn, Drake

Year-By-Year Champions

YEAR-BY-YEAR CHAMPIONS

Year	Champion	Runner-up	Score	Site	Arena	Doug Elgin Award
1977	Southern Illinois	West Texas State	82-69	Wichita, Kan.	Levitt Arena	None selected
1978	Creighton	Indiana State	54-52	Omaha, Neb.	Civic Auditorium	None selected
1979	Indiana State	New Mexico State	69-59	Terre Haute, Ind.	Hulman Center	None selected
1980	Bradley	West Texas State	62-59	Peoria, Ill.	Robertson Fieldhouse	None selected
1981	Creighton	Wichita State	70-64	Wichita, Kan.	Levitt Arena	None selected
1982	Tulsa	Illinois State	90-77	Tulsa, Okla.	Convention Center	None selected
1983	Illinois State	Tulsa	84-64	Normal, Ill.	Horton Field House	None selected
1984	Tulsa	Creighton	70-68 (ot)	Tulsa, Okla.	Convention Center	None selected
1985	Wichita State	Tulsa	84-82	Tulsa, Okla.	Convention Center	None selected
1986	Tulsa	Bradley	74-58	Tulsa, Okla.	Convention Center	Brian Rahilly, Tulsa
1987	Wichita State	Tulsa	79-74 (ot)	Tulsa, Okla.	Convention Center	None selected
1988	Bradley	Illinois State	83-59	Peoria, Ill.	Carver Arena	Hersey Hawkins, Bradley
1989	Creighton	Southern Illinois	79-77	Wichita, Kan.	Levitt Arena	Chad Gallagher, Creighton
1990	Illinois State	Southern Illinois	81-78	Normal, Ill.	Redbird Arena	Rickey Jackson, Illinois State
1991	Creighton	Missouri State	68-52	St. Louis, Mo.	Kiel Auditorium	Bob Harstad, Creighton
1992	Missouri State	Tulsa	71-68	St. Louis, Mo.	The Arena	Jackie Crawford, Missouri State
1993	Southern Illinois	Illinois State	70-59	St. Louis, Mo.	The Arena	Ashraf Amaya, Southern Illinois
1994	Southern Illinois	UNI	77-74	St. Louis, Mo.	The Arena	Cam Johnson, UNI
1995	Southern Illinois	Tulsa	77-62	St. Louis, Mo.	Kiel Center	Chris Carr, Southern Illinois
1996	Tulsa	Bradley	60-46	St. Louis, Mo.	Kiel Center	Shea Seals, Tulsa
1997	Illinois State	Missouri State	75-72	St. Louis, Mo.	Kiel Center	Rico Hill, Illinois State
1998	Illinois State	Missouri State	84-74	St. Louis, Mo.	Kiel Center	Dan Muller, Illinois State
1999	Creighton	Evansville	70-61	St. Louis, Mo.	Kiel Center	Rodney Buford, Creighton
2000	Creighton	Missouri State	57-45	St. Louis, Mo.	Kiel Center	Ryan Sears, Creighton
2001	Indiana State	Bradley	69-63	St. Louis, Mo.	Savvis Center	Michael Menser, Indiana State
2002	Creighton	Southern Illinois	84-76	St. Louis, Mo.	Savvis Center	Kyle Korver, Creighton
2003	Creighton	Southern Illinois	80-56	St. Louis, Mo.	Savvis Center	Kyle Korver, Creighton
2004	UNI	Missouri State	79-74 (2ot)	St. Louis, Mo.	Savvis Center	Ben Jacobson, UNI
2005	Creighton	Missouri State	75-57	St. Louis, Mo.	Savvis Center	Johnny Mathies, Creighton
2006	Southern Illinois	Bradley	59-46	St. Louis, Mo.	Scottrade Center	Randal Falker, Southern Illinois
2007	Creighton	Southern Illinois	67-61	St. Louis, Mo.	Scottrade Center	Nate Funk, Creighton
2008	Drake	Illinois State	79-49	St. Louis, Mo.	Scottrade Center	Adam Emmenecker, Drake
2009	UNI	Illinois State	60-57 (ot)	St. Louis, Mo.	Scottrade Center	Osiris Eldridge, Illinois State
2010	UNI	Wichita State	67-52	St. Louis, Mo.	Scottrade Center	Kwadzo Ahelegbe, UNI
2011	Indiana State	Missouri State	60-56	St. Louis, Mo.	Scottrade Center	Jermaine Mallett, Missouri State
2012	Creighton	Illinois State	83-79 (ot)	St. Louis, Mo.	Scottrade Center	Doug McDermott, Creighton
2013	Creighton	Wichita State	68-65	St. Louis, Mo.	Scottrade Center	Doug McDermott, Creighton
2014	Wichita State	Indiana State	83-69	St. Louis, Mo.	Scottrade Center	Tekele Cotton, Wichita State
2015	UNI	Illinois State	69-60	St. Louis, Mo.	Scottrade Center	Seth Tuttle, UNI
2016	UNI	Evansville	56-54	St. Louis, Mo.	Scottrade Center	Wes Washpun, UNI
2017	Wichita State	Illinois State	71-51	St. Louis, Mo.	Scottrade Center	Conner Frankamp, Wichita State
2018	Loyola	Illinois State	65-49	St. Louis, Mo.	Scottrade Center	Donte Ingram, Loyola
2019	Bradley	UNI	57-54	St. Louis, Mo.	Enterprise Center	Elijah Childs, Bradley
2020	Bradley	Valparaiso	80-66	St. Louis, Mo.	Enterprise Center	Darrell Brown, Bradley
2021	Loyola	Drake	75-65	St. Louis, Mo.	Enterprise Center	Cameron Krutwig, Loyola
2022	Loyola	Drake	64-58	St. Louis, Mo.	Enterprise Center	Lucas Williamson, Loyola
2023	Drake	Bradley	77-61	St. Louis, Mo.	Enterprise Center	Tucker DeVries, Drake
2024	Drake	Indiana State	84-80	St. Louis, Mo.	Enterprise Center	Tucker DeVries, Drake
2025	Drake	Bradley	63-48	St. Louis, Mo.	Enterprise Center	Bennett Stirtz, Drake
2026	UNI	UIC	84-69	St. Louis, Mo.	Enterprise Center	Trey Campbell, UNI

MVC Tournament Records

INDIVIDUAL RECORDS -- GAME

Points

41 Hersey Hawkins, Bradley vs. Indiana State, 3/5/88
40 Larry Bird, Indiana St. vs. New Mexico State, 3/3/78
38 Hersey Hawkins, Bradley vs. Creighton, 3/6/88
Lynnrick Rogers, Drake vs. Wichita State, 2/28/97
37 Steve Harris, Tulsa vs. Wichita State, 3/9/85
Lewis Lloyd, Drake vs. Creighton, 2/26/80

Rebounds

21 Xavier McDaniel, WSU vs. Southern Illinois, 3/5/85
20 Rick Shipley, S. Illinois vs. Illinois State, 3/5/89

Field Goals

16 Herbert Johnson, Tulsa vs. Indiana State, 3/8/83
Larry Bird, Indiana St. vs. New Mexico State, 3/3/78

Field Goal Attempts

31 Larry Bird, Indiana St. vs. New Mexico State, 3/3/78
30 Lynnrick Rogers, Drake vs. Southern Illinois, 3/4/95
29 Bowen Born, UNI vs. Bradley, 3/3/23
Elijah Crawford, UIC vs. UNI, 3/8/26
27 Xavier McDaniel, Wichita State vs. SIU, 3/5/85
Harry Morgan, Indiana State vs. Bradley, 3/1/78
Rico Hill, Illinois State vs. Missouri State, 3/3/97

Field Goal Percentage (min. 6)

1.000 (7 of 7) Kenny Wright, ILS vs. MSU, 3/4/95
1.000 (6 of 6) Scott Fowler, ILS vs. INS, 3/7/92
1.000 (6 of 6) Dirk Williams, ILS vs. UE, 3/3/01

Three-Point Field Goals

9 Cooper Neese, Indiana State vs. Belmont, 3/3/23
8 Kai Nurnberger, Southern Illinois vs. Creighton, 3/7/89
Chad Adkins, Indiana St. vs. Missouri State, 2/27/99
Brandon Mells, Southern Illinois vs. Evansville, 3/4/00
Jason Holsinger, Evansville vs. Drake, 3/1/07
7 Marcello Robinson, Bradley vs. Wichita State, 3/8/03
D.J. Balentine, Evansville vs. Wichita State, 3/6/14
Terence Harcum, Murray State vs. Evansville, 3/6/25

Three-Point Field Goal Attempts

15 Jason Holsinger, Evansville vs. Drake, 3/1/07
14 Troy Hudson, S. Illinois vs. Indiana State, 2/28/97
Osiris Eldridge, Illinois State vs. UNI, 3/8/09
D.J. Balentine, Evansville vs. Wichita State, 3/6/14
Trent Brown, Southern Illinois vs. UIC, 3/7/24
13 Johnny Murdock, Missouri State vs. S. Illinois, 3/5/94
Lynnrick Rogers, Drake vs. Southern Illinois, 3/4/95
Edward St. Fleur, Creighton vs. Missouri St., 3/2/96
Brenton Scott, Indiana State vs. Evansville, 3/2/17

Three-Point FG Pct. (min. 3)

1.000 (7 of 7) Terence Harcum, MUR vs. UE, 3/6/25
1.000 (6 of 6) Shawn Jeppson, ILS vs. DU, 3/2/02
1.000 (5 of 5) Ben Richardson, LUC vs. INS, 3/6/15
1.000 (3 of 3) 9 times

Free Throws

22 Lewis Lloyd, Drake vs. Bradley, 3/3/81
18 Sam Maniscalco, Bradley vs. Creighton, 3/5/10
17 Hersey Hawkins, Bradley vs. Indiana State, 3/5/88
16 William Anderson, Illinois St. vs. Wichita State, 3/3/86

Free Throw Attempts

26 Lewis Lloyd, Drake vs. Bradley, 3/3/81
19 James Gillingham, Bradley vs. Indiana State, 3/1/02
Sam Maniscalco, Bradley vs. Creighton, 3/5/10
18 Matt Webster, Evansville vs. Drake, 3/1/07
17 Hersey Hawkins, Bradley vs. Indiana State, 3/5/88
William Anderson, Illinois St. vs. Wichita State, 3/3/86
Robert Gunn, N.M. State vs. Wichita State, 3/1/79
Phil Fayne, Illinois State vs. Southern Illinois, 3/3/18

Free Throw Pct. (min. 10)

17 of 17 Hersey Hawkins, Bradley vs. Indiana St., 3/5/88
14 of 14 Sam Maniscalco, Bradley vs. S. Illinois, 3/6/09
14 of 14 Jacob Enevold Jensen, Drake vs. BU, 3/5/15
12 of 12 Michael McKenny, Illinois St. vs. SIU, 3/8/83
11 of 11 Markis McDuffie, Wichita State vs. ILS, 3/5/17
10 of 10 Nate Funk, Creighton vs. Missouri State, 3/3/07
10 of 10 Gabe Moore, Indiana St. vs. Wichita St., 3/6/08
10 of 10 Walt Lemon Jr., Bradley vs. Loyola, 3/6/14
10 of 10 Jarred Dixon, Missouri State vs. UNI, 3/3/17
10 of 10 Darrell Brown, Bradley vs. Missouri State, 3/8/19

Assists

20 Willie Scott, Bradley vs. Indiana State, 3/2/82
17 Dan Elmer, West Texas St. vs. Indiana State, 2/27/79
15 Anthony Manuel, Bradley vs. Creighton, 3/6/88
Jeremy Stanton, Evansville vs. Illinois State, 3/3/01
13 Terry Banke, Drake vs. Bradley, 2/28/77
Jeremy Stanton, Evansville vs. Wichita State, 2/27/99

Blocks

10 Benoit Benjamin, Creighton vs. Illinois State, 3/8/84
8 Egidijus Mockevicius, Evansville vs. Drake, 3/6/14
6 Gregory Echenique, Creighton vs. Drake, 3/8/13
Gregory Echenique, Creighton vs. Wichita St., 3/10/13
Kadeem Coleby, Wichita State vs. Evansville, 3/7/14
Shaquille Morris, Wichita State vs. Loyola, 3/4/16
Cooper Schwieger, Valparaiso vs. UIC, 3/6/25

Steals

8 Latrell Wrightsell, Creighton vs. Drake, 3/1/91
7 Mike Anderson, Tulsa vs. New Mexico State, 3/4/82
Lewis Lloyd, Drake vs. Creighton, 2/26/80

TEAM RECORDS -- GAME

Points

110 Tulsa vs. Indiana State, 3/6/84
108 Tulsa vs. Indiana State, 3/8/83
107 Wichita State vs. Southern Illinois, 3/6/84
106 Tulsa vs. Creighton, 3/2/82

Most Points, Team (Half)

66 Tulsa vs. Creighton, 3/2/82 (2nd)
62 Indiana State vs. Drake, 3/2/06 (2nd)
60 Tulsa vs. Indiana State, 3/8/83 (2nd)
61 Wichita State, 3/6/84 (2nd)
58 Tulsa vs. Indiana State, 3/6/84 (2nd)
58 Tulsa vs. Southern Illinois, 3/8/92 (2nd)
57 New Mexico State vs. Drake, 3/1/78 (2nd)
56 West Texas State vs. New Mexico State, 2/26/80 (2nd)
55 Tulsa vs. Bradley, 2/26/80 (2nd)

Most Points, Both Teams (Half)

112 Wichita State (61) vs. S. Illinois (51), 3/6/84 (2nd)
111 Tulsa (60) vs. Indiana State (51), 3/8/83 (2nd)
109 Tulsa (66) vs. Creighton (43), 3/2/82 (2nd)
109 Tulsa (58) vs. Indiana State (51), 3/6/84 (2nd)
106 Indiana State (62) vs. Drake (44), 3/2/06 (2nd)

Fewest Points, Team (Half)

8 Southern Illinois vs. New Mexico State, 3/2/82 (1st)
10 Indiana State vs. Drake, 3/2/06 (1st)
10 Bradley vs. Creighton, 3/6/84 (2nd)
11 Wichita State vs. Bradley, 3/5/94 (1st)
13 Valparaiso vs. Missouri State, 3/5/21 (1st)
14 Missouri State vs. Creighton, 3/1/01 (2nd)
14 Evansville vs. Indiana State, 3/5/21 (2nd)
14 Murray State vs. Missouri State, 3/7/24 (1st)
15 Wichita State vs. Illinois State, 3/6/88 (1st)
15 Bradley vs. Southern Illinois, 3/2/02 (1st)
15 Bradley vs. UNI, 3/10/19 (1st)
16 five times: most recent: BU vs. WSU, 3/3/17 (1st)

Fewest Points, Both Teams (Half)

26 New Mexico State (18) vs. S. Illinois (8), 3/2/82 (1st)
29 Drake (19) vs. Indiana State (10), 3/2/06 (1st)
31 Bradley (20) vs. Wichita State (11), 3/5/94 (1st)
34 Creighton (24) vs. Bradley (10), 3/6/84 (2nd)
35 Evansville (18) vs. Illinois State (17), 3/2/06 (1st)
36 Evansville (14) vs. Indiana State (22), 3/5/21 (2nd)
38 Drake (17) vs. Bradley (21), 3/5/15 (1st)
39 Illinois State (24) vs. Wichita State (15), 3/6/88 (1st)
39 Illinois State (17) vs. Missouri State (22), 3/7/14 (1st)
40 Illinois State (24) vs. Drake (16), 3/1/91 (1st)
40 UNI (20) vs. Southern Illinois (20), 3/4/06 (1st)
40 UNI (20) vs. Southern Illinois (20), 3/4/06 (2nd)

Rebounds

55 New Mexico State vs. Drake, 3/1/78
53 West Texas State vs. New Mexico State, 3/2/77
52 Tulsa vs. New Mexico State, 3/4/82
New Mexico State vs. Wichita State, 3/1/79

Field Goals

46 Tulsa vs. Indiana State, 3/8/83
45 Tulsa vs. Indiana State, 3/6/84
44 Wichita State vs. Southern Illinois, 3/6/84
41 West Texas State vs. New Mexico State, 2/26/80
40 Indiana State vs. Tulsa, 3/8/83
West Texas State vs. Indiana State, 2/27/79

Field Goal Attempts

91 West Texas State vs. New Mexico State, 3/8/83
89 Tulsa vs. Indiana State, 3/8/83

Field Goal Percentage

.660 (35 of 53) Illinois State vs. S. Illinois, 2/28/98
.659 (29 of 44) UNI vs. Bradley, 3/7/26
.643 (36 of 56) Wichita State vs. Tulsa, 3/9/85
.633 (31 of 49) UNI vs. UIC, 3/8/26
.632 (36 of 57) Bradley vs. Indiana State, 3/1/78
.611 (22 of 36) Illinois State vs. Indiana State, 3/6/93
.610 (25 of 41) Creighton vs. Southern Illinois, 3/3/91

Field Goal Pct., Team (Half)

.778 (14-18) Creighton vs. Southern Illinois, 3/3/91 (2nd)
.769 (20-26) Bradley vs. Indiana State, 3/1/78 (2nd)
.767 (23-30) Indiana State vs. Drake, 3/2/06 (2nd)
.750 (9-12) Southern Illinois vs. Tulsa, 3/4/89 (2nd)
.750 (12-16) Illinois State vs. Indiana State, 3/6/93 (1st)
.727 (16-22) Wichita State vs. Creighton, 2/27/87 (2nd)
.714 (20-28) UNI vs. Bradley, 3/6/26
.704 (19-27) Illinois State vs. S. Illinois, 2/28/98 (1st)
.703 (n/a) Wichita State vs. Tulsa, 3/9/85 (2nd)
.700 (14-20) Creighton vs. Missouri State, 3/7/92 (1st)

Lowest Field Goal Pct. (Half)

.125 (3-24) UNI vs. Loyola, 3/5/22 (2nd)
.133 (4-30) Valparaiso vs. Missouri State, 3/5/21 (1st)
.148 (4-27) UIC vs. Bradley, 3/8/24 (2nd)
.154 (4-26) Indiana State vs. Drake, 3/2/06 (1st)
.156 (5-32) Southern Illinois vs. Creighton, 3/10/03 (1st)
.160 (4-25) Indiana State vs. Wichita St., 3/12/12 (1st)
.161 (5-31) Drake vs. Wichita State, 3/5/05 (2nd)
.179 (5-28) Murray State vs. Missouri State, 3/7/24 (1st)
.182 (4-22) Loyola vs. Indiana State, 3/7/14 (1st)
.185 (5-27) Missouri St. vs. Wichita State, 3/5/09 (2nd)
.189 (7-37) Creighton vs. Missouri State, 3/2/96 (1st)
.191 (6-31) Missouri State vs. Indiana State, 3/6/11 (2nd)

Three-Point Field Goals

16 Indiana State vs. Belmont, 3/3/23
15 Drake vs. Evansville, 3/1/07
Indiana State vs. UNI, 3/9/24
14 Wichita State vs. Bradley, 3/8/03
Murray State vs. Evansville, 3/6/25
Belmont vs. Drake, 3/6/26
13 Southern Illinois vs. UNI, 2/27/98
Creighton vs. Illinois State, 3/3/02
Wichita State vs. Missouri State, 3/2/07
Illinois State vs. Creighton, 3/7/09
Illinois State vs. Southern Illinois, 3/4/17
Indiana State vs. Evansville, 3/2/23
Southern Illinois vs. UIC, 3/7/24

MVC Tournament Records

Three-Point Field Goal Attempts

37 Belmont vs. Drake, 3/6/26
36 Illinois State vs. Belmont, 3/7/25
35 Illinois State vs. UNI, 3/8/09
Southern Illinois vs. UIC, 3/7/24
34 UNI vs. Southern Illinois, 2/27/98
33 Creighton vs. Bradley, 3/5/10
Illinois State vs. Indiana State, 3/4/16
Loyola vs. Southern Illinois, 3/3/17
Indiana State vs. Illinois State, 3/2/18
Valparaiso vs. Belmont, 3/7/24
32 Illinois State vs. Drake, 3/5/20
31 five times

Three-Point FG Pct. (min. 5)

.857 (6 of 7) Illinois State vs. Wichita State, 3/6/88
.800 (8 of 10) Wichita State vs. Tulsa, 3/4/87
.714 (5 of 7) Creighton vs. Missouri State, 3/7/92
Missouri State vs. Creighton, 3/7/92

Free Throws

34 Illinois State vs. Wichita State, 3/3/86
West Texas State vs. Tulsa, 2/28/77
33 Tulsa vs. Bradley, 3/7/85
Creighton vs. Wichita State, 3/6/05
32 Tulsa vs. Illinois State, 3/6/82
31 Indiana State vs. Creighton, 3/4/01
Wichita State vs. Bradley, 3/3/17
30 Tulsa vs. Wichita State, 3/8/84
Tulsa vs. Creighton, 3/2/82
Illinois State vs. Wichita State, 3/3/00

Free Throw Attempts

47 West Texas State vs. New Mexico State, 3/2/77
46 Tulsa vs. Illinois State, 3/6/82
45 Wichita State vs. Bradley, 3/3/17
44 Illinois State vs. Wichita State, 3/3/86
Evansville vs. Indiana State, 3/2/17
43 Tulsa vs. Creighton, 3/2/82
41 New Mexico State vs. Drake, 3/1/87

Free Throw Percentage

1.000 (12 of 12) Illinois State vs. Bradley, 3/4/01
1.000 (9 of 9) Bradley vs. Indiana State, 3/1/78
1.000 (9 of 9) UIC vs. UNI, 3/8/26
1.000 (8 of 8) Indiana State vs. Evansville, 3/2/23
1.000 (5 of 5) Bradley vs. Drake, 2/28/77
.964 (27 of 28) Bradley vs. Creighton, 3/5/10
.960 (24 of 25) Creighton vs. Missouri St., 2/28/99
.960 (24 of 25) Wichita State vs. MSU, 3/5/10
.952 (20 of 21) Wichita State vs. MSU, 3/4/17
.947 (18 of 19) Bradley vs. Loyola, 3/6/14
.941 (16 of 17) Missouri St. vs. Creighton, 2/28/99
.941 (16 of 17) Indiana State vs. Bradley, 3/4/23

Assists

33 Tulsa vs. Indiana State, 3/8/83
Wichita State vs. Drake, 3/5/81
31 Illinois State vs. Southern Illinois, 2/28/98
29 Indiana State vs. Evansville, 3/2/23
28 Tulsa vs. Indiana State, 3/6/84
Bradley vs. Indiana State, 3/2/82

Blocks

14 Illinois State vs. Evansville, 3/3/17
12 Bradley vs. Southern Illinois, 3/6/20
11 Wichita State vs. Evansville, 3/7/14
10 Creighton vs. Illinois State, 3/8/84
Illinois State vs. Evansville, 3/6/09
Wichita State vs. Loyola, 3/4/16
9 Wichita State vs. UNI, 2/26/99
Missouri State vs. Creighton, 3/7/05
Wichita State vs. Missouri State, 3/5/09
Illinois State vs. Creighton, 3/7/09
Illinois State vs. UNI, 3/2/12
Illinois State vs. Southern Illinois, 3/3/18
Bradley vs. Loyola, 3/9/19
Missouri State vs. UIC, 3/2/23
Valparaiso vs. UIC, 3/7/25

Steals

20 Tulsa vs. Creighton, 3/2/82
16 Indiana State vs. Drake, 3/2/06
15 Tulsa vs. Southern Illinois, 3/4/90
Tulsa vs. Indiana State, 3/8/83
UNI vs. Illinois State, 3/5/94

INDIVIDUAL -- TOURNAMENT

Points

129 Larry Bird, Indiana State (4 gp), 1978
110 Melvin Jones, West Texas State (4 gp), 1977
108 Hersey Hawkins, Bradley (3 gp), 1988
93 Xavier McDaniel, Wichita State (3 gp), 1985

Rebounds

47 Xavier McDaniel, Wichita State (3 gp), 1985
44 Gregory Brandon, Creighton (3 gp), 1984
Larry Bird, Indiana State (3 gp), 1979
42 Egidijus Mockevicius, Evansville (3 gp), 2016
40 Robert Gunn, New Mexico State (3 gp), 1979
Larry Bird, Indiana State (4 gp), 1978

Field Goals

53 Larry Bird, Indiana State (4 gp), 1978
46 Melvin Jones, West Texas State (4 gp), 1977
42 Xavier McDaniel, Wichita State (3 gp), 1985

Field Goal Attempts

88 Larry Bird, Indiana State (4 gp), 1978
76 Melvin Jones, West Texas State (4 gp), 1977
70 Harry Morgan, Indiana State (4 gp), 1978

Field Goal Percentage (min. 6)

1.000 (7 of 7) Justin Haynes, Creighton, 2000
.909 (10 of 11) Kenny Wright, Illinois State, 1995
.875 (7 of 8) Chris Quinn, Evansville, 1995
.857 (6 of 7) Abdul Muhammed, MSU, 1991
Tim Richardson, S. Illinois, 1988
Lou Stefanovic, Illinois State, 1983
Dirk Williams, Illinois State, 2001
Greg Dilligard, Illinois State, 2004
.833 (10 of 12) two times

Three-Point Field Goals

16 Cooper Neese, Indiana State (3 gp), 2023
15 All Wright, Valparaiso (3 gp), 2025
14 Trey Campbell, UNI (4 gp), 2026
13 Kai Nurnberger, Southern Illinois (3 gp), 1989
12 Matt Roggenburk, Creighton (3 gp), 1989

Three-Point Field Goal Attempts

29 Trey Campbell, UNI (4 gp), 2026
28 All Wright, Valparaiso (3 gp), 2025
27 Adam Leonard, Missouri State (3 gp), 2011
26 Matt Roggenburk, Creighton (3 gp), 1989
25 Isaiah Swope, Indiana State (3 gp), 2024
Eli Shetlar, Drake (3 gp), 2026
24 Shea Seals, Tulsa (3 gp), 1996
23 Cam Johnson, UNI (3 gp), 1994
Bowen Born, UNI (2 gp), 2023
Owen Larson, Drake (3 gp), 2026
22 Kai Nurnberger, Southern Illinois (3 gp), 1989
Skipp Schaefbauer, Illinois State (3 gp), 1997
Osiris Eldridge, Illinois State (3gp), 2009
Conner Frankamp, Wichita State (3gp), 2017

Three-Point FG Pct. (min. 3)

1.000 (3 of 3) Cam Johnson, UNI, 1993
Craig Steven, Wichita State, 1999
Fred VanVleet, Wichita State, 2013
Isiaih Mosley, Missouri State, 2020

Free Throws

33 Hersey Hawkins, Bradley (3 gp), 1988
27 Michael McKenny, Illinois State (3 gp), 1983
Lewis Lloyd, Drake (2 gp), 1981

Free Throw Attempts

36 Hersey Hawkins, Bradley (3 gp), 1988
Lewis Lloyd, Drake (2 gp), 1981
34 Bob Harstad, Creighton (3 gp), 1989
32 Nick Porter, Creighton (3 gp), 2007
Jalen Quinn, Drake (3 gp), 2026
31 Maurice Cheeks, West Texas State (4 gp), 1977
Kelyn Block, Indiana State (3 gp), 2001

Free Throw Pct. (min. 10)

1.000 (18 of 18) Sam Maniscalco, Bradley, 2009
1.000 (17 of 17) Nate Funk, Creighton, 2005
1.000 (16 of 16) Jarred Dixon, Missouri St., 2017
1.000 (15 of 15) Gabe Moore, Indiana State, 2008
1.000 (14 of 14) Nic Moore, Illinois State, 2012
1.000 (14 of 14) Jacob Enevold Jensen, DU, 2015
1.000 (13 of 13) Mark Zwart, Illinois State, 1984
1.000 (12 of 12) Randy Smithson, Wichita St., 1980
Ryan Sears, Creighton, 1999
Doug Swenson, Creighton, 1999
D. Lautier-Ogunleye, BU, 2019
1.000 (11 of 11) Hank Cornley, Illinois State, 1982
Kyle Korver, Creighton, 2003
1.000 (10 of 10) Chuck North, Tulsa, 1982
Hank Cornley, Illinois State, 1982
George Sims, W. Texas St., 1980
Randy Burns, Wichita St., 2004
Blake Ahearn, MSU, 2004
Josh Young, Drake, 2007
Josh Dotzler, Creighton, 2007
Clevin Hannah, Wichita St., 2010
Walt Lemon Jr., Bradley, 2014
Jarrid Rhodes, Missouri St., 2018
Darrell Brown, Bradley, 2019
AJ Green, UNI, 2022

Assists

37 Anthony Manuel, Bradley (3 gp), 1988
35 Maurice Cheeks, West Texas State (4 gp), 1977
27 Tony Martin, Wichita State (3 gp), 1981
24 Willie Scott, Bradley (2 gp), 1982
22 Terry Benka, Drake (2 gp), 1977
22 Adam Emmenecker, Drake (3 gp), 2008

Blocks

20 Benoit Benjamin, Creighton (3 gp), 1984
13 Gregory Echenique, Creighton (3 gp), 2013
Cooper Schwieger, Valparaiso (3 gp), 2025
10 Patrick O'Bryant, Bradley (3 gp), 2006
9 Jeffrey Rabey, Bradley (3 gp), 2001
Jackie Carmichael, Illinois State (2 gp), 2013
Egidijus Mockevicius, Evansville (2 gp), 2014
Reggie Lynch, Illinois State (3 gp), 2015
Elijah Childs, Bradley (3 gp), 2020
Liam Robbins, Drake (3 gp), 2020

Steals

14 Mike Anderson, Tulsa (3 gp), 1982
11 Latrell Wrightsell, Creighton (3 gp), 1991
Terry Adolph, West Texas State (3 gp), 1980
Larry Bird, Indiana State (4 gp), 1978
Maurice Cheeks, West Texas State (4 gp), 1977

MVC Tournament Records

TEAM RECORDS -- TOURNAMENT

Title Game Appearances

13 Creighton, Illinois State
10 Bradley, Southern Illinois
9 Tulsa
8 Missouri State, UNI
7 Wichita State
6 Drake, Indiana State
3 Loyola
2 Evansville, West Texas State
1 UIC, New Mexico State, Valparaiso

Most Consecutive Title Games

5 Tulsa (1982-87)
Drake (2021-25)
3 Southern Illinois (1993-95)
2 20x, most recently Loyola (2021 & 2022)

Semifinal Game Appearances

24 Bradley, Illinois State
21 Southern Illinois, Wichita State
20 Creighton
19 Missouri State
13 Drake, UNI, Tulsa
12 Indiana State
5 Loyola
3 Evansville
2 New Mexico State, Valparaiso, West Texas State
1 Belmont, UIC

Most Consecutive Semifinals

8 Wichita State (2010-17)
8 Drake (2019-present)
7 Southern Illinois (1989-95)
7 Tulsa (1981-87)
6 Southern Illinois (2002-07)
6 Bradley (1994-99)
5 Creighton (1999-2003)
5 Missouri State (1996-00)
5 Illinois State (1986-90)

Points

333 West Texas State (4 gp), 1977
310 Indiana State (4 gp), 1978
299 UNI (4 gp), 2026
287 Valparaiso (4 gp), 2020
281 Tulsa (3 gp), 1982

Teams Winning Every Tourney Game by 10 or More Points

Wichita State - 2014, 2017; UNI – 2010; Creighton – 2005; Illinois State – 1983, 1998, Bradley – 1988; Tulsa – 1982, Southern Illinois – 1977 (1 game); Loyola – 2021; Drake – 2023

Scoring Average (min. 2 games)

93.7 Tulsa, 1982
93.5 Wichita State, 1984
92.3 Bradley, 1988
88.7 Tulsa, 1984
87.0 Indiana State, 2023
84.7 Creighton, 2002
83.5 Southern Illinois, 2004

Rebounds

172 West Texas State (4 gp), 1977
154 Indiana State (4 gp), 1978
143 Tulsa (3 gp), 1982
138 Valparaiso (4 gp), 2020
136 New Mexico State (3 gp), 1978
134 Bradley (3 gp), 1980

Field Goals

126 Indiana State (4 gp), 1978
123 West Texas State (4 gp), 1977
112 UNI (4 gp), 2026
107 Valparaiso (4 gp), 2020
104 Wichita State (3 gp), 1985
101 Tulsa (3 gp), 1984

Field Goal Attempts

262 Indiana State (4 gp), 1978
241 Valparaiso (4 gp), 2020
227 West Texas State (4 gp), 1977
207 New Mexico State (3 gp), 1979
207 UNI (4 gp), 2026
204 Tulsa (3 gp), 1983
201 New Mexico State (3 gp), 1978

Field Goal Pct. (min. 2 games)

.601 (95 of 158) Illinois State, 1998
.565 (65 of 115) Bradley, 1978
.547 (104 of 190) Wichita State, 1985
.545 (55 of 101) Bradley, 1985
.543 (76 of 140) Bradley, 1986
.543 (57 of 105) Drake, 1986

Three-Point Field Goals

37 Indiana State (3 gp), 2023
32 Illinois State (3 gp), 2009
Indiana State (3 gp), 2024
UNI (4 gp), 2026
31 Drake (3 gp), 2024
29 Evansville (3 gp), 1999
Valparaiso (4 gp), 2020
28 Drake (3 gp), 2008
Wichita State (3 gp), 2014
Loyola (3 gp), 2021
27 Southern Illinois (3 gp), 2002
Illinois State (3 gp), 2017
Drake (3 gp), 2026

Three-Point Field Goal Attempts

90 Valparaiso (4 gp), 2020
84 Drake (3 gp), 2026
83 Indiana State (3 gp), 2024
80 Indiana State (3 gp), 2023
79 UNI (4 gp), 2026
76 Drake (3 gp), 2008
Illinois State (3 gp), 2009
75 Illinois State (3 gp), 2017
Illinois State (3 gp), 2018
73 Southern Illinois (3 gp), 1995
71 Drake (3 gp), 2024
70 Illinois State (3 gp), 2012
Valparaiso (3 gp), 2025

Three-Point FG Pct. (min. 4)

.714 (5 of 7) Creighton, 1992
.619 (13 of 21) Illinois State, 2002
.563 (9 of 16) Drake, 2014
.556 (5 of 9) Creighton, 1987
.556 (10 of 18) Missouri State, 1995
.545 (12 of 22) Illinois State, 2003
.545 (6 of 11) UNI, 2025
.533 (8 of 15) Indiana State, 1990
Tulsa, 1988

Free Throws

89 Tulsa (3 gp), 1982
87 West Texas State (4 gp), 1977
77 Wichita State (3 gp), 2017
75 Illinois State (3 gp), 1983
73 Indiana State (3 gp), 2001

Free Throw Attempts

128 Tulsa (3 gp), 1982
126 West Texas State (4 gp), 1977
103 Wichita State (3 gp), 2017
97 Indiana State (3 gp), 2001
93 Illinois State (3 gp), 1983

Free Throw Pct. (min. 2 games)

.930 (40-43) Bradley, 2010
.929 (26-28) Bradley, 1978
.905 (38-42) Illinois State, 1984
.884 (38-43) Indiana State, 2023
.880 (44-50) Illinois State, 2012
.879 (29-33) Drake, 1977
.870 (67-77) Creighton, 2002
.867 (39-45) Indiana State, 2008
.862 (25-29) Illinois State, 2001

Assists

83 Indiana State (4 gp), 1978
78 UNI (4 gp), 2026
77 Wichita State (3 gp), 1981
72 West Texas State (4 gp), 1977

Blocks

25 Illinois State (3 gp), 2017
24 Illinois State (3 gp), 2009
21 Creighton (3 gp), 1984
19 Bradley (3 gp), 2020
Valparaiso (3 gp), 2025
18 Creighton (3 gp), 2002
Illinois State (3 gp), 2012
16 Creighton (3 gp), 2003
Indiana State (3 gp), 2011
Creighton (3 gp), 2013
Wichita State (3 gp), 2014
Illinois State (3 gp), 2018

Steals

44 Tulsa (3 gp), 1982
35 UNI (3 gp), 1994
34 Tulsa (3 gp), 1996
31 Drake (3 gp), 2025
30 Bradley (3 gp), 1980
Indiana State (4 gp), 1978

INDIVIDUAL -- CAREER

Points

222 Steve Harris (12 gp), Tulsa, 1982-85
203 Larry Bird (7 gp), Indiana State, 1978-79
184 Hersey Hawkins (8 gp), Bradley, 1985-86 & 1988
178 Bob Harstad (10 gp), Creighton, 1988-91
175 Tucker DeVries (9 gp), Drake, 2022-24
166 Kyle Korver (11 gp), Creighton, 2000-03
163 Darrell Brown (10 gp), Bradley, 2017-20
160 Doug McDermott (8 gp), Creighton, 2011-13
158 Jamaal Tatum (10 gp), Southern Illinois, 2004-07
156 Xavier McDaniel (5 gp), Wichita State, 1984-85
146 Darren Brooks (10 gp), Southern Illinois, 2001-05
145 Chad Gallagher (10 gp), Creighton, 1988-91
Rico Hill (8 gp), Illinois State, 1996-98
143 D.J. Balentine (7 gp), Evansville, 2013-16
142 Tracy Moore (9 gp), Tulsa, 1985-88

Scoring Average (min. 3 games)

31.3 Xavier McDaniel (5 gp), Wichita State, 1984-85
30.7 Lewis Lloyd (3 gp), Drake, 1980-81
29.0 Larry Bird (7 gp), Indiana State, 1978-79
28.0 Lynnrick Rogers (4 gp), Drake, 1994-97
26.0 Roger Phegley (3 gp), Bradley, 1977-78
25.3 Melvin Jones (3 gp), West Texas State, 1977
25.0 All Wright (3 gp), Valparaiso, 2025
23.0 Hersey Hawkins (8 gp), Bradley, 1985-86 & '88
22.5 Randy Blocker (4 gp), UNI, 1993-94
22.3 Jalen Quinn (3 gp), Drake, 2026
22.2 Cam Johnson (5 gp), UNI, 1992-94
21.7 Rod Mason (3 gp), Creighton, 1987-88
21.3 Alex Mazeika (3 gp), Bradley, 1977-78

MVC Tournament Records

Field Goals

84 Larry Bird (7 gp), Indiana State, 1978-79
83 Steve Harris (12 gp), Tulsa, 1982-85
69 Xavier McDaniel (5 gp), Wichita State, 1984-85
61 Rico Hill (8 gp), Illinois State, 1996-98
60 Herbert Johnson (12 gp), Tulsa, 1982-85
Bob Harstad (10 gp), Creighton, 1988-91
Chad Gallagher (10 gp), Creighton, 1988-91
59 Hersey Hawkins (8 gp), Bradley, 1985-86 & '88
58 Donovan Clay (11 gp), Valpo/Missouri State, 2020-24
57 Darren Brooks (10 gp), Southern Illinois, 2001-05
Tucker DeVries (9 gp), Drake, 2022-24
55 Doug McDermott (8 gp), Creighton, 2011-13

Field Goal Attempts

150 Steve Harris (12 gp), Tulsa, 1982-85
146 Larry Bird (7 gp), Indiana State, 1978-79
135 Darrell Brown (10 gp), Bradley, 2017-20
133 Osiris Eldridge (9 gp), Illinois State, 2007-10
127 Jamaal Tatum (10 gp), Southern Illinois, 2004-07
126 Tucker DeVries (9 gp), Drake, 2022-24
125 Herbert Johnson (12 gp), Tulsa, 1982-85
123 Donovan Clay (11 gp), Valpo/Missouri State, 2020-24
119 Bob Harstad (10 gp), Creighton, 1988-91
116 Shea Seals (8 gp), Tulsa, 1994-96
111 D.J. Balentine (7 gp), Evansville, 2013-16
110 Xavier McDaniel (5 gp), Wichita State, 1984-85
109 Chad Gallagher (10 gp), Creighton, 1988-91
Rico Hill (8 gp), Illinois State, 1996-98

FG Pct. (min. 12 FGM, 3 games)

.833 Kenny Wright (15-18), Illinois State, 1995-96
.813 Xanthus Houston (13-16), Bradley, 1989-91
.750 Makhi Lowery (12-16), UIC, 2026
.735 Benoit Benjamin (25-34), Creighton, 1984-85
.727 Christian Kirk (16-22), Missouri State, 2012-15
.711 Tremell Murphy (32-45), Drake, 2019-21
.708 Troy Mack (17-24), Wichita State, 1998-02
.692 Sam Orme (18-26), Belmont, 2025-26
.684 Justin Haynes (13-19), Creighton, 1998-01
.667 Luke Jackson (22-33), Bradley, 1988-90
Greg Dilligard (18-27), Illinois State, 2004-07
.676 Mike Grimes (25-37), Creighton, 2000-04
.656 Jacob Hutson (21-32), Loyola/UNI, 2021-22, 2024
.645 Jayson Kent (20-31), Bradley/Ind. St., 2021, 23-24
.636 Rick Fields (28-44), Indiana State, 1982-85
Tony Holifield (42-66), Illinois State, 1985-88

Three-Point Field Goals

33 Kyle Korver (11 gp), Creighton, 2000-03
24 Klayton Korver (8 gp), Drake, 2003-04, 2006-08
23 Kevin Ault (11 gp), Missouri State, 1997-00
Tucker DeVries (9 gp), Drake, 2022-24
21 Jamaal Tatum (10 gp), Southern Illinois, 2004-07
Cooper Neese (8 gp), Indiana State, 2019-23
20 Osiris Eldridge (9 gp), Illinois State, 2007-10
19 Kai Nurnberger (6 gp), Southern Illinois, 1987-89
Aaron Zobrist (9 gp), Bradley, 1994-97
Ron Baker (10 gp), Wichita State, 2013-16
Jeremy Morgan (8 gp), UNI, 2014-17
Ben Richardson (8 gp), Loyola, 2015-18
18 7 Tied

Three-Point Field Goal Attempts

61 Klayton Korver (8 gp), Drake, 2003-04, 2006-08
60 Kyle Korver (11 gp), Creighton, 2000-03
Osiris Eldridge (9 gp), Illinois State, 2007-10
55 Shea Seals (8 gp), Tulsa, 1994-96
54 Kevin Ault (11 gp), Missouri State, 1997-00
Tucker DeVries (9 gp), Drake, 2022-24
53 Ron Baker (10 gp), Wichita State, 2013-16
52 Lucas Williamson (12 gp), Loyola, 2017-22
51 Jamaal Tatum (10 gp), Southern Illinois, 2004-07
48 Ryan Sears (9 gp), Creighton, 1998-01
Michael Menser (7 gp), Indiana State, 1998-01
47 Darrell Brown (10 gp), Bradley, 2017-20
45 Kent Williams (9 gp), Southern Illinois, 2000-03
D.J. Balentine (7 gp), Evansville, 2013-16
Brenton Scott (5 gp), Indiana State, 2015-18

3 FG Pct. (min. 10 FGM, 3 games)

.706 Keith Clemons (12-17), Loyola, 2020-22
.600 Doug McDermott (18-30), Creighton, 2011-13
.591 Gregg Alexander (13-22), Illinois State, 2001-05
.581 Shawn Jeppson (18-31), Illinois State, 1999-00
.559 Ben Richardson (19-34), Loyola, 2015-18
.550 Kyle Korver (33-60), Creighton, 2000-03
.536 All Wright (15-28), Valparaiso, 2025
.528 Kai Nurnberger (19-36), Southern Illinois, 1987-89
.528 Jeremy Morgan (19-36), UNI, 2014-17
.500 Allen Phillips (13-26), Missouri State, 1999-00
.500 Jimmy Motz (12-24), Creighton, 2003-06
.500 Braden Norris (16-32), Loyola, 2020-22
.485 Rob Dye (16-33), Bradley, 1997-00

Free Throws

59 Hersey Hawkins (8 gp), Bradley, 1985-86 & '88
58 Bob Harstad (10 gp), Creighton, 1988-91
48 Danny Moore (8 gp), Missouri State, 1997-99
46 Steve Harris (12 gp), Tulsa, 1982-85
45 Jake Odum (10 gp), Indiana State, 2011-14
42 Darrell Brown (10 gp), Bradley, 2017-20
41 Sam Maniscalco (5 gp), Bradley, 2008-10
38 Ashraf Amaya (10 gp), Southern Illinois, 1990-93
38 Matt Webster (6 gp), Evansville, 2004-07
Tucker DeVries (9 gp), Drake, 2022-24
37 Mike VandeGarde (7 gp), Illinois State, 1991-94
Matt Shaw (9 gp), Southern Illinois, 2004-08
36 Rickey Jackson (10 gp), Illinois State, 1987-90
Nate Funk (10 gp), Creighton, 2003-07
Dwayne Lautier-Ogunleye (8 gp), Bradley, 2016-19

Free Throw Attempts

79 Bob Harstad (10 gp), Creighton, 1988-91
70 Hersey Hawkins (8 gp), Bradley, 1985-86 & '88
63 Steve Harris (12 gp), Tulsa, 1982-85
Jake Odum (10 gp), Indiana State, 2011-14
60 Danny Moore (8 gp), Missouri State, 1997-99
56 Ashraf Amaya (10 gp), S. Illinois, 1990-93
Matt Webster (6 gp), Evansville, 2004-07
52 Tony Holifield (8 gp), Illinois State, 1985-88
Mike VandeGarde (7 gp), Illinois State, 1991-94
51 Matt Shaw (9 gp), S. Illinois, 2005-08
50 Jackie Carmichael (8 gp), Illinois State, 2010-13
48 Phil Fayne (8 gp), Illinois State, 2016-19
Darrell Brown (10 gp), Bradley, 2017-20
46 Lewis Lloyd (3 gp), Drake, 1980-81
Marcus Timmons (11 gp), Southern Illinois, 1992-95
Tucker DeVries (9 gp), Drake, 2022-24

FT Pct. (min. 10 FTM, 3 games)

1.000 Brad Duncan (20-20), Illinois State, 1982-85
Scott Fowler (10-10), Illinois State, 1989-91
Scott Brakebill (13-13), Missouri State, 1999-02
Trey Guidry (12-12), Illinois State, 2003-05
Clevin Hannah (12-12), Wichita State, 2009-10
Graham Hatch (10-10), Wichita State, 2008-11
Nic Moore (14-14), Illinois State, 2012
Jarrid Rhodes (10-10), Missouri State, 2018
AJ Green (14-14), UNI, 2018-22
.976 Sam Maniscalco (41-42), Bradley, 2008-10
.969 Kyle Korver (31-32), Creighton, 2000-03
.950 Napolean Gaither (19-20), Drake, 1977-78
.947 Vince Greene (18-19), Illinois State, 2002-05
.944 William Anderson (17-18), Illinois State, 1983-86
Michael Lindeman (17-18), Creighton, 2001-04
Jacob Enevold (17-18), Drake, 2014-17
.941 Markis McDuffie (16-17), Wichita State, 2016-17
Markus Golder (16-17), Valparaiso, 2018-19

Rebounds

105 Marcus Timmons (11 gp), Southern Illinois, 1992-95
96 Bob Harstad (10 gp), Creighton, 1988-91
87 Rick Shipley (9 gp), Southern Illinois, 1988-91
84 Larry Bird (7 gp), Indiana State, 1978-79
83 Ashraf Amaya (10 gp), Southern Illinois, 1990-93
78 Chad Gallagher (10 gp), Creighton, 1988-91
77 Egidijus Mockevicius (7 gp), Evansville, 2013-16
Darnell Brodie (11 gp), Drake, 2021-24
73 Herbert Johnson (12 gp), Tulsa, 1982-85
72 Xavier McDaniel (5 gp), Wichita State, 1984-85
67 Jermaine Dearman (9 gp), Southern Illinois, 2000-03
Jackie Carmichael (8 gp), Illinois State, 2010-13

Rebound Average (Min 3 GP)

14.4 Xavier McDaniel (5 gp), Wichita State, 1984-85
13.5 Alize Johnson (4 gp), Missouri State, 2017-18
13.0 Lewis Lloyd (3 gp), Drake, 1980-81
12.0 Larry Bird (7 gp), Indiana State, 1978-79
11.0 Michael Ruffin (3 gp), Tulsa, 1996
George Morrow (5 gp), Creighton, 1980-81
Egidijus Mockevicius (7 gp), Evansville, 2013-16
10.6 Gary Wilson (3 gp), Southern Illinois, 1977 & '79
9.8 Robert Gunn (6 gp), New Mexico State, 1978-79
Mitchell Anderson (6 gp), Bradley, 1980-82
Benoit Benjamin (4 gp), Creighton, 1984-85
Joe Breakenridge (4 gp), UNI, 1998-01

Assists

58 Jamar Smiley (10 gp), Illinois State, 1995-98
54 Roman Penn (9 gp), Drake, 2020-23
43 Steve Reed (9 gp), Indiana State, 1978-81
Michael McKenny (9 gp), Illinois State, 1982-85
42 Anthony Manuel (6 gp), Bradley, 1986-89
Ryan Sears (9 gp), Creighton, 1998-01
41 Jeremy Stanton (6 gp), Evansville, 1998-01
39 Nate Green (6 gp), Indiana State, 1997-00
37 Jim Les (6 gp), Bradley, 1984-86
35 Rick Fields (5 gp), Indiana State, 1982-85
Darrell Brown (10 gp), Bradley, 2017-20
Donovan Clay (11 gp), Valpo/Missouri State, 2020-24
34 Anthony Parker (9 gp), Bradley, 1994-97
Billy Wright (8 gp), Bradley, 1993-96
Willie Scott (4 gp), Bradley, 1982-83
Fred VanVleet (10 gp), Wichita State, 2013-16

Blocks

23 Benoit Benjamin (4 gp), Creighton, 1984-85
21 Gregory Echenique (8 gp), Creighton, 2011-13
Jackie Carmichael (8 gp), Illinois State, 2010-13
18 Egidijus Mockevicius (7 gp), Evansville, 2013-16
17 Elijah Childs (8 gp), Bradley, 2018-20
16 Chad Gallagher (10 gp), Creighton, 1988-91
Mike VandeGarde (7 gp), Illinois State, 1991-94
Phil Fayne (8 gp), Illinois State, 2016-19
Cooper Schwieger (4 gp), Valparaiso, 2024-25
15 Brody Deren (7 gp), Creighton, 2002-04
14 Danny Moore (8 gp), Missouri State, 1997-99
Cameron Krutwig (9 gp), Loyola, 2018-21
13 Four Times

Steals

26 Steve Harris (12 gp), Tulsa, 1982-85
23 Ryan Sears (9 gp), Creighton, 1998-01
21 Marcus Timmons (11 gp), Southern Illinois, 1992-95
19 Larry Bird (7 gp), Indiana State, 1978-79
Garrett Sturtz (13 gp), Drake, 2018-23
18 Herbert Johnson (12 gp), Tulsa, 1982-85
Kevin Ault (11 gp), Missouri State, 1997-00
Ben Richardson (8 gp), Loyola, 2015-18
Garrett Sturtz (10 gp), Drake, 2018-22
17 Gabe Moore (8 gp), Indiana State, 2005-08
Jeremy Morgan (8 gp), UNI, 2014-17
Lucas Williamson (12 gp), Loyola, 2017-22
16 Osiris Eldridge (9 gp), Illinois State, 2007-10
Jake Odum (10 gp), Indiana State, 2011-14
15 Hersey Hawkins (8 gp), Bradley, 1985-86 & '88
Adebayo Akinkunle (10 gp), Bradley, 1995-98
Jason Perez (7 gp), Wichita State, 1997-00
Darren Brooks (10 gp), Southern Illinois, 2002-05
Bryan Mullins (7 gp), Southern Illinois, 2006-08

Minutes Played

395 Garrett Sturtz (13 gp), Drake, 2018-23
394 Donovan Clay (11 gp), Valpo/Missouri State, 2019-24
382 Steve Harris (12 gp), Tulsa, 1982-85
359 Bob Harstad (10 gp), Creighton, 1988-91
358 Herbert Johnson (12 gp), Tulsa, 1982-85
347 Darrell Brown (10 gp), Bradley, 2017-20
337 Ashraf Amaya (10 gp), Southern Illinois, 1990-93
Marcus Timmons (11 gp), Southern Illinois, 1992-95
333 Kevin Ault (11 gp), Missouri State, 1997-00
330 Rick Shipley (9 gp), Southern Illinois, 1988-91
329 Ryan Sears (9 gp), Creighton, 1998-01
327 Lucas Williamson (12 gp), Loyola, 2017-22
324 Kyle Korver (11 gp), Creighton, 2000-03

MVC Tournament Records

INDIVIDUAL -- ST. LOUIS ONLY

Points

38 Lynnrick Rogers, DU vs. Wichita State, 2/28/97
35 Gary Collier, TU vs. UNI, 3/6/94
34 Bowen Born, UNI vs. Bradley, 3/3/23
33 Nate Funk, CU vs. Missouri State, 3/3/07
Doug McDermott, CU vs. Illinois State, 3/4/12
Cooper Neese, INS vs. Belmont, 3/3/23
32 Lynnrick Rogers, DU vs. S. Illinois, 3/4/95
Michael Menser, INS vs. Creighton, 3/4/01
31 Six Tied

Field Goals

14 Lynnrick Rogers, Drake vs. Wichita State, 2/28/97
13 Gary Collier, Tulsa vs. UNI, 3/6/94
Ali Dibba, Southern Illinois vs. Indiana State, 3/6/25
Elijah Crawford, UIC vs. UNI, 3/8/26
12 11 Tied

Field Goal Attempts

30 Lynnrick Rogers, Drake vs. Southern Illinois, 3/4/95
29 Bowen Born, UNI vs. Bradley, 3/3/23
Elijah Crawford, UIC vs. UNI, 3/8/26
27 Rico Hill, Illinois State vs. Missouri State, 3/3/97
26 Rodney Buford, Creighton vs. Bradley, 2/28/98
25 Lynnrick Rogers, Drake vs. Bradley, 3/1/97
Jaylon Brown, Evansville vs. Illinois State, 3/3/17
AJ Green, UNI vs. Drake, 3/6/20
Javon Jackson, Murray State, vs. UIC, 3/6/26

Field Goal Percentage (min. 6 made)

1.000 Kenny Wright (7-7), ILS vs. MSU, 3/4/95
Scott Fowler (6-6), ILS vs. UNI, 3/7/92
Dirk Williams (6-6), ILS vs. UE, 3/3/01
.900 Jayson Kent (9-10), INS vs. Drake, 3/4/24
.889 David Gruber (8-9), UNI vs. UE, 3/1/02
Donte Thomas (8-9), BU vs. Drake, 3/2/17
.875 Chris Quinn (7-8), UE, vs. Bradley, 3/4/95
Christian Thomas (7-8), LUC vs. INS, 3/6/15

Three-Point Field Goals

9 Cooper Neese, INS vs. Belmont, 3/3/23
8 Chad Adkins, INS vs. MSU, 2/27/99
Brandon Mells, SIU vs. Evansville, 3/4/00
Jason Holsinger, UE vs. Drake, 3/1/07
7 Marcello Robinson, BU vs. WSU, 3/8/03
D.J. Balentine, UE vs. Wichita State, 3/7/14
Terence Harcum, MUR vs. Evansville, 3/6/25
6 14 times

Three-Point Field Goal Attempts

15 Jason Holsinger, UE vs. Drake, 3/1/07
14 Troy Hudson, SIU vs. Indiana State, 2/28/97
Osiris Eldridge, ILS vs. UNI, 3/8/09
D.J. Balentine, UE vs. Wichita State, 3/7/14
Trent Brown, SIU vs. UIC, 3/7/24
13 Johnny Murdock, MSU vs. SIU, 3/5/94
Lynnrick Rogers, DU vs. MSU, 3/4/95
Edward St. Fleur, CU vs. MSU, 3/2/96
Zach Lofton, ILS vs. Missouri State, 3/7/14
Brenton Scott, INS vs. Evansville, 3/2/17

Three-Point FG Pct. (min. 4 made)

1.000 Terence Harcum (7-7), MUR vs. Evansville, 3/6/25
Shawn Jeppson (6-6), ILS vs. Drake, 3/2/02
Ben Richardson (5-5), LUC vs. INS, 3/6/15
Mekhi Lowery (5-5), UIC vs. Drake, 3/7/26
Enel St. Bernard (5-5), INS vs. Valpo, 3/5/26
Will Hornseth (4-4), UNI vs. UIC, 3/8/26
RJ Taylor (4-4), UNI vs. Bradley, 3/7/26
.857 Shane Hawkins (6-7), SIU vs. UNI, 2/27/98
Doug McDermott (6-7), CU vs. INS, 3/9/13
.833 Robbie Sieverding (5-6), UNI vs. DU, 3/3/00
Sean Ogirri (5-6), WSU vs. Bradley, 3/4/06
Jonah Jackson (5-6), DU vs. Illinois St., 3/5/20
Keith Clemons (5-6), LUC vs. Valpo, 3/6/20
Cooper Neese (5-6), INS vs. Evansville, 3/2/23
Robbie Avila (5-6, INS vs. UNI, 3/9/24
.818 Cooper Neese (9-11), INS vs. Belmont, 3/3/23

Free Throws

18 Sam Maniscalco, BU vs. Creighton, 3/5/10
14 James Gillingham, BU vs. Indiana State, 3/1/02
Eric Coleman, UNI vs. Southern Illinois, 3/7/08
Sam Maniscalco, BU vs. S. Illinois, 3/6/09
Jacob Enevold Jensen, DU vs. BU, 3/5/15
13 Johnny Mathies, CU vs. Wichita State, 3/6/05
Matt Webster, UE vs. Drake, 3/1/07
Marcus Marshall, MSU vs. WSU, 3/8/13
Jalen Quinn, DU vs. Belmont, 3/6/26
12 Adam Emmenecker, DU vs. Creighton, 3/8/08
Kwadzo Ahelegbe, UNI vs. Wichita St., 3/7/10
Phil Fayne, ILS vs. Southern Illinois, 3/3/18
Tayshawn Comer, UE vs. Murray State, 3/6/25

Free Throw Attempts

19 James Gillingham, BU vs. Indiana State, 3/1/02
Eric Coleman, UNI vs. Southern Illinois, 3/7/08
Sam Maniscalco, BU vs. Creighton, 3/5/10
18 Matt Webster, UE vs. Drake, 3/1/07
17 Phil Fayne, ILS vs. Southern Illinois, 3/3/18
16 Marcus Marshall, MSU vs. Wichita State, 3/8/13
Montel James, LU vs. Bradley, 3/3/16
Jalen Quinn, DU vs. Belmont, 3/6/26
15 Chris Carr, SIU vs. Tulsa, 3/6/95
Jayson Wells, INS vs. Wichita State, 2/28/98
Matt Webster, UE vs. Drake, 3/4/05
Johnny Mathies, CU vs. Wichita State, 3/6/05
Jake Odum, INS vs. Southern Illinois, 3/8/14

Free Throw Pct. (min. 8 - 1.000)

Sam Maniscalco (14-14), BU vs. S. Illinois, 3/6/09
Jacob Enevold Jensen (14-14), DU vs. BU, 3/5/15
Markis McDuffie (11-11), WSU vs. ILS, 3/5/17
Nate Funk (10-10), CU vs. Missouri State, 3/3/07
Gabe Moore (10-10), INS vs. Wichita St., 3/6/08
Walt Lemon Jr. (10-10), BU vs. Loyola, 3/6/14
Jarred Dixon (10-10), MSU vs. UNI, 3/3/17
Darrell Brown (10-10), BU vs. Missouri St., 3/8/19
Michael Menser (9-9), INS vs. Creighton, 3/4/01
(8-of-8) – 12x – last by Tucker DeVries, DU vs. MSU, 3/5/22

Rebounds

19 Egidijus Mockevicius, UE vs. UNI, 3/6/16
Alize Johnson, MSU vs. Valparaiso, 3/1/18
Tytan Anderson, UNI vs. Belmont, 3/8/24
18 Egidijus Mockevicius, UE vs. Missouri St., 3/4/16
17 Seth Tuttle, UNI vs. Southern Illinois, 3/7/14
Montel James, LU vs. Bradley, 3/3/16
Alize Johnson, MSU vs. UNI, 3/3/17
Gaige Prim, MSU vs. Valparaiso, 3/4/22
Darnell Brodie, DU vs. Southern Illinois, 3/4/23
16 Rick Shipley, SIU vs. Indiana State, 3/2/91
Randal Falker, SIU vs. Bradley, 3/5/06
Rolyns Aligbe, SIU vs. Drake, 3/5/26

Assists

15 Jeremy Stanton, UE vs. Illinois State, 3/3/01
13 Jeremy Stanton, UE vs. Wichita State, 2/27/99
12 Mark Allaria, UE vs. UNI, 3/1/02
11 Nate Green, INS vs. Southern Illinois, 2/28/97
Jamar Smiley, ILS vs. Southern Illinois, 2/28/98
Adam Emmenecker, DU vs. Creighton, 3/8/08
Casey Schlatter, DU vs. Missouri State, 3/3/16
JaCobi Wood, MUR vs. Valparaiso, 3/2/23
Carter Whitt, BEL vs. Illinois State, 3/7/25
10 Jamar Smiley, ILS vs. Indiana State, 3/1/97
Rashad Tucker, SIU vs. UNI, 2/27/98
Al Stewart, DU vs. Indiana State, 3/2/06
Roman Penn, DU vs. Murray State, 3/3/23

Blocks

8 Egidijus Mockevicius, UE vs. Drake, 3/6/14
6 Gregory Echenique, CU vs. Drake, 3/8/13
Gregory Echenique, CU vs. Wichita State, 3/10/13
Kadeem Coleby, WSU vs. Evansville, 3/7/14
Shaquille Morris, WSU vs. Loyola, 3/4/16
Cooper Schwieger, VALPO vs. UIC, 3/6/25
5 Matthew Lee, BU vs. Southern Illinois, 2/27/99
Jeffrey Rabey, BU vs. Illinois State, 3/4/01
Djibril Kante, INS vs. Bradley, 3/5/01
Patrick O'Bryant, BU vs. Wichita State, 3/5/06
Jordan Eglseder, UNI vs. Wichita State, 3/7/10
Jackie Carmichael, ILS vs. UNI, 3/2/12
Reggie Lynch, ILS vs. Wichita State, 3/7/15
Elijah Childs, BU vs. Southern Illinois, 3/6/20
Tucker DeVries, DU vs. Loyola, 3/6/22
NJ Benson, MOST vs. Indiana State, 3/8/24
Cooper Schwieger, VALPO vs. UNI, 3/7/25

Steals

8 Latrell Wrightsell, CU vs. Drake, 3/2/91
6 K.C. Hunt, WSU vs. Southern Illinois, 3/7/92
Gabriel Moore, INS vs. Drake, 3/2/06
Ben Richardson, LU vs. Bradley, 3/3/16
Carter Whitt, BEL vs. Drake, 3/8/25
5 10 Tied

TEAM -- ST. LOUIS ONLY

We Meet Again

Teams to face each other on last day of regular season and then play one another in the first round (22).

Year	Teams	Reg-Season	Tourney (Seeds)
2025	INS-SIU	INS, 95-77	#8 SIU 86, #9 INS 85
2025	UIC-VALPO	UIC, 77-73	#11 VALPO 67, #6 UIC 50
2023	MUR-VU	MUR, 77-76 (ot)	#7 MUR 78, #10 VALPO 50
2022	ILS-INS	ILS, 86-66	#8 ILS 58, #9 INS 53
2022	DU-SIU	DU, 62-60	#3 DU 65, #6 SIU 52
2021	UNI-ILS	UNI, 94-87 (ot)	#7 UNI 65, #10 ILS 60
2017	LUC-SIU	SIU, 72-70	#4 SIU 55, #5 LU 50
2017	UE-INS	UE, 65-63	#8 UE 83, #9 INS 72
2017	BU-DU	BU, 82-74	#7 BU 67, #10 DU 58
2015	ILS-UE	ILS, 69-67 (ot)	#4 ILS 71, #5 UE 67
2013	ILS-UNI	UNI, 80-72	#6 ILS 63, #3 UNI 65
2013	UE-INS	UE, 84-68	#5 INS 51, #4 UE 50
2012	UE-MSU	UE, 75-70 (ot)	#3 UE 72, #6 MSU 64
2011	DU-BU	BU, 90-64	#10 BU 63, #7 DU 48
2011	CU-UNI	CU, 63-55	#5 CU 60, #4 UNI 57
2010	CU-BU	CU, 82-71	#5 BU 81, #4 CU 62
2008	CU-BU	CU, 111-110	#4 CU 74, #5 BU 70
2005	CU-ILS	CU 64-59	#3 CU 69, #6 ILS 52
2004	INS-UE	INS, 71-56	#9 UE 63, #8 INS 59
2001	SIU-INS	SIU, 61-59	#5 INS 67, #4 SIU 64
1999	BU-SIU	BU, 58-56	#4 BU 62, #5 SIU 59
1998	UE-MSU	MSU, 74-62	#3 MSU 60, #6 UE 59

0-4 MVC Starts to Avoid Bottom 4 Seeds

2008 – Bradley (0-4), finished 9-9, T5, #5 Seed
2013 – Illinois St. (0-6), finished 8-10, #6 Seed
2017 – UNI (0-5), finished 9-9, T3, #3 seed
2019 – Bradley (0-5), finished 9-9, T5, #5 Seed
2021 – Indiana State (0-4), finished 11-7, 4th, #4 Seed
2025 – Southern Illinois (0-5), finished 8-12, T8, #8 Seed
2026 – UIC (0-4), finished 12-8, T3, #5 Seed

Results of Those Teams

2008 – Bradley – lost to Creighton in 1st game
2013 – Illinois State – reached semis (went 1-1)
2017 – UNI – lost to Missouri State in 1st game
2019 – Bradley – won championship
2021 – Indiana State – reached semis (went 1-1)
2025 – Southern Illinois – reached quarters (went 1-1)
2026 – UIC – reached championship (went 2-1)

since 1997 (first year of 10-team format)

MVC Tournament Records

2 Teams, 23+ Wins Entering Arch Madness

2010 – UNI (25), Wichita State (23)
2011 – Missouri State (23), Wichita State (23)
2012 – Wichita State (26), Creighton (25)
2013 – Wichita State (24), Creighton (24)
2015 – UNI (27), Wichita State (27)
2016 – Evansville (23), Wichita State (23)
2017 – Wichita State (27), Illinois State (25)
2023 – Drake (24), Bradley (23)
2024 – Drake (25), Indiana State (26)
2025 – Drake (27), Bradley (24)

Most Combined Wins, Two Teams Entering Arch Madness

54 – *UNI (27), *Wichita State (27), 2015
52 – Wichita State (27), Illinois State (25), 2017
51 – *Wichita State (26), *Creighton (25), 2012
51 – *Wichita State (31), Indiana State (20), 2014
51 – *Drake (25), Indiana State (26), 2024
52 – *Drake (27), Bradley (24), 2025
**denotes NCAA Tournament team*

3 Teams, 20+ Wins Entering Arch Madness

1994 – Bradley#, Southern Illinois*, Tulsa*
2000 – Creighton*, Indiana State*, Missouri State#
2004 – Creighton#, S. Illinois*, Wichita State#
2005 – Creighton*, UNI*, Southern Illinois*
2006 – Missouri State#, UNI*, Wichita State*
2007 – Bradley#, Missouri State#, S. Illinois*
2008 – Creighton#, Drake*, Illinois State#
2009 – Creighton#, Illinois State#, UNI*
2010 – Illinois State#, UNI*, Wichita State#
2020^ – Bradley, Loyola, UNI
2022 – Drake, Loyola, Missouri State
2023 – Belmont, Bradley#, Drake*, Indiana State, S. Illinois
2024 – Bradley#, Drake*, Indiana State#
2025 – Bradley#, Drake*, UNI#, Belmont
2026 – Belmont, Illinois State#, Murray State#
**denotes NCAA; #denotes NIT (^all post-season tournaments were canceled in 2020 due to the COVID-19 pandemic.)*

Ranked in Arch Madness (AP)

1979 – Indiana State (1st)
1982 – Tulsa (10th)
1983 – Wichita State (11th)
1984 – Tulsa (12th)
1985 – Tulsa (15th)
1986 – Bradley (11th)
1988 – Bradley (14th)
2003 – Creighton (19th)
2004 – Southern Illinois (15th)
2007 – Southern Illinois (11th)
2008 – Drake (20th)
2012 – Wichita State (15th), Creighton (25th)
2014 – Wichita State (2nd)
2015 – Wichita State (8th), UNI (11th)
2016 – WSU not in AP – *No. 23 in coaches poll*
2021 – Loyola (20)

Points

101 Drake vs. Evansville, 3/1/07
100 Drake vs. Belmont, 3/6/26
99 Creighton vs. Evansville, 3/3/12
97 Indiana State vs. Evansville, 3/2/23
96 Evansville vs. Drake, 3/1/07
94 Indiana State vs. Belmont, 3/3/23
Indiana State vs. UNI, 3/9/24
93 Southern Illinois vs. Evansville, 3/6/04
92 UIC vs. Murray State, 3/6/26
91 Tulsa vs. Drake, 3/5/94
Southern Illinois vs. UNI, 2/27/98
Belmont vs. Indiana State, 3/3/23
90 Creighton vs. Illinois State, 3/3/02
90 Bradley vs. Valparaiso, 3/6/26 (2ot)
89 Valparaiso vs. Missouri State, 3/7/20

Rebounds

51 Wichita State vs. Bradley, 3/3/17
50 Missouri State vs. UNI, 3/8/04
Missouri State vs. UNI, 3/3/17
Valparaiso vs. Belmont, 3/7/24
49 Indiana State vs. Southern Illinois, 2/28/97
48 Wichita State vs. Creighton, 3/6/09
Illinois State vs. UNI, 3/2/12
Wichita State vs. Illinois State, 3/9/13
Southern Illinois vs. Drake, 3/5/26
47 UNI vs. Illinois State, 3/2/97
Missouri State vs. Evansville, 3/6/08
Wichita State vs. UNI, 3/5/16
Illinois State vs. Southern Illinois, 3/3/18
Bradley vs. UIC, 3/8/24

Field Goals

38 Indiana State vs. Evansville, 3/2/23
36 Southern Illinois vs. Indiana State, 3/5/25
35 Illinois State vs. Southern Illinois, 2/28/98
Indiana State vs. Belmont, 3/3/23
Indiana State vs. UNI, 3/9/24
34 Tulsa vs. Drake, 3/5/94
Bradley vs. Evansville, 3/4/95
Southern Illinois vs. UNI, 2/27/98
Southern Illinois vs. Missouri State, 3/3/02
UIC vs. Southern Illinois, 3/7/24
UIC vs. Murray State, 3/6/26
33 Three Times

Field Goal Attempts

80 Valparaiso vs. Belmont, 3/7/24
72 Southern Illinois vs. Evansville, 3/6/04
71 Tulsa vs. Missouri State, 3/9/92
Southern Illinois vs. Illinois State, 2/28/98
Bradley vs. Vaparaiso, 3/6/26
Southern Illinois vs. Drake, 3/5/26
69 Southern Illinois vs. Indiana State, 2/28/97
Indiana State vs. Missouri State, 2/27/99
Drake vs. Missouri State, 3/5/22
Southern Illinois vs. UIC, 3/7/24
UIC vs. Southern Illinois, 3/7/24

Field Goal Percentage

.660 Illinois State (35-53) vs. SIU, 2/28/98
.659 UNI (29-44) vs. Bradley, 3/7/26
.633 UNI (31-49) vs. UIC, 3/8/26
.604 Creighton (32-53) vs. Evansville, 3/3/12
.596 Tulsa (34-57) vs. Drake, 3/5/94
.596 Drake (31-52) vs. Belmont, 3/6/26
.592 Illinois State (29-49) vs. Wichita St., 3/1/98
.591 Evansville (26-44) vs. Wichita State, 2/27/99
.591 Loyola (26-44) vs. Drake, 3/7/21
.585 Indiana State (38-65) vs. Evansville, 3/2/23
.583 Creighton (28-48) vs. Illinois State, 3/3/02
.583 Valparaiso (28-48) vs. Evansville, 3/3/22
.582 Evansville (32-55) vs. Illinois State, 3/3/01

Three-Point Field Goals

16 Indiana State vs. Belmont, 3/3/23
15 Drake vs. Evansville, 3/1/07
Indiana State vs. UNI, 3/9/24
14 Wichita State vs. Bradley, 3/8/03
Murray State vs. Evansville, 3/5/25
Belmont vs. Drake, 3/6/26
13 Southern Illinois vs. UNI, 2/27/98
Creighton vs. Illinois State, 3/3/02
Wichita State vs. Missouri State, 3/2/07
Illinois State vs. Creighton, 3/7/09
Illinois State vs. Southern Illinois, 3/4/17
Indiana State vs. Evansville, 3/2/23
Southern Illinois vs. UIC, 3/7/24

Three-Point Field Goal Attempts

37 Belmont vs. Drake, 3/6/26
35 Illinois State vs. UNI, 3/8/09
Southern Illinois vs. UIC, 3/7/24
34 UNI vs. Southern Illinois, 2/27/98
33 Creighton vs. Bradley, 3/5/10
Illinois State vs. Indiana State, 3/4/16
Loyola vs. Southern Illinois, 3/3/17
Indiana State vs. Illinois State, 3/2/18
Valparaiso vs. Belmont, 3/7/24
32 Illinois State vs. Drake, 3/5/20
31 Southern Illinois vs. Indiana State, 2/28/97
Wichita State vs. Drake, 2/28/97
Illinois State vs. UNI, 3/4/22
Evansville vs. Illinois State, 3/7/24
Drake vs. Southern Illinois, 3/5/26

Three-Point FG Pct. (min. 6)

.684 Southern Illinois (13-19) vs. UNI, 2/27/98
Illinois State (13-19) vs. Creighton, 3/7/09
.667 UNI (6-9) vs. Bradley, 3/7/26
.643 Illinois State (9-14) vs. Drake, 3/2/02
.625 Loyola (10-16) vs. Indiana State, 3/6/15
.615 Bradley (8-13) vs. Creighton, 2/28/98
Illinois State (8-13) vs. S. Illinois, 3/8/03
.611 Drake (11-18) vs. Indiana State, 3/10/24
.600 Evansville (12-20) vs. Wichita St., 2/27/99
UNI (6-10) vs. Tulsa, 3/6/94
Bradley (6-10) vs. Missouri State, 3/3/96

Free Throws

33 Creighton vs. Wichita State, 3/6/05
31 Indiana State vs. Creighton, 3/4/01
Wichita State vs. Bradley, 3/3/17
30 Illinois State vs. Wichita State, 3/3/00
29 Southern Illinois vs. Indiana State, 3/2/91
28 Creighton vs. Missouri State, 3/3/07

Free Throw Attempts

45 Wichita State vs. Bradley, 3/3/17
44 Evansville vs. Indiana State, 3/2/17
40 Southern Illinois vs. Indiana State, 3/2/91
Missouri State vs. Creighton, 3/7/92
39 Creighton vs. Wichita State, 3/6/05
38 Southern Illinois vs. MSU, 3/7/93
Indiana State vs. Creighton, 3/4/01
UNI vs. Missouri State, 3/8/04
37 Missouri State vs. Bradley, 3/2/91
Illinois State vs. Southern Illinois, 3/3/18

Free Throw Percentage

1.000 UIC (9-9) vs. UNI, 3/8/26
1.000 Indiana State (8-8) vs. Evansville, 3/2/23
.964 Bradley (27-28) vs. Creighton, 3/5/10
.960 Creighton (24-25) vs. MSU, 2/28/99
Wichita State (24-25) vs. MSU, 3/5/10
.952 Wichita State (20-21) vs. MSU, 3/4/17
.947 Bradley (18-19) vs. Loyola, 3/6/14
.941 Missouri State (16-17) vs. CU, 2/28/99
.941 Indiana State (16-17) vs. Bradley, 3/4/23
.938 Drake (15-16) vs. Bradley, 3/5/15
.931 Tulsa (27-29) vs. Bradley, 3/5/95
.929 Bradley (13-14) vs. Indiana State, 3/5/01
.929 Indiana State (13-14) vs. Drake, 3/7/08

Assists

31 Illinois State vs. Southern Illinois, 2/28/98
29 Indiana State vs. Evansville, 3/2/23
25 UNI vs. UIC, 3/8/26
24 Murray State vs. Valparaiso, 3/2/23
Belmont vs. Valparaiso, 3/7/24
Belmont vs. Drake, 3/6/26
23 Indiana State vs. Missouri State, 3/8/24
22 Indiana State vs. Missouri State, 2/27/99
Evansville vs. Illinois State, 3/3/01
Creighton vs. Evansville, 3/3/12
Indiana State vs. UNI, 3/8/24
21 Tulsa vs. Drake, 3/5/94
Murray State vs. Evansville, 3/5/25
Drake vs. Belmont, 3/6/26
UNI vs. Illinois State, 3/6/26

Blocks

14 Illinois State vs. Evansville, 3/3/17
12 Bradley vs. Southern Illinois, 3/6/20
11 Wichita State vs. Evansville, 3/7/14
10 Illinois State vs. Evansville, 3/6/09
Wichita State vs. Loyola, 3/4/16
9 Missouri State vs. Creighton, 3/7/05
Wichita State vs. UNI, 2/26/99
Wichita State vs. Missouri State, 3/5/09
Illinois State vs. Creighton, 3/7/09
Illinois State vs. UNI, 3/2/12
Illinois State vs. Southern Illinois, 3/3/18
Bradley vs. Loyola, 3/9/19
Missouri State vs. UIC, 3/2/23
Valparaiso vs. UIC, 3/6/25

MVC Tournament Records

Steals

16 Indiana State vs. Drake, 3/2/06
15 UNI vs. Illinois State, 3/5/94
14 Creighton vs. Drake, 3/2/91
Tulsa vs. Illinois State, 3/3/96
Creighton vs. Wichita State, 3/6/05
12 Southern Illinois vs. Wichita State, 3/7/92
UNI vs. Illinois State, 3/7/92
Southern Illinois vs. UNI, 3/7/14
UIC vs. Bradley, 3/8/24
Bradley vs. Valparaiso, 3/6/26

ATTENDANCE -- ST. LOUIS ONLY

Single Session (Overall)

22,612 Creighton vs. SIU (final), 3/4/07
22,612 SIU vs. BU and CU vs. MSU (semis), 3/3/07
18,262 Creighton vs. Indiana State and Wichita State vs. Illinois State (semis), 3/9/13
17,772 BU vs. WSU and SIU vs. UNI (semis), 3/4/06
16,829 DU vs. CU and ILS vs. UNI (semis), 3/8/08
16,659 Creighton vs. Wichita State (final), 3/10/13
16,651 CU vs. INS and MSU vs. WSU (quarters), 3/3/07
16,271 Creighton vs. Evansville and Illinois State vs. Wichita State (semis), 3/3/12
15,703 SIU vs. MSU and CU vs. WSU (semis), 3/9/03
15,333 UNI vs. BU and CU vs. ILS (semis), 3/7/09

Opening Round

8,013 Drake vs. Evansville and Illinois State vs. Indiana State, 3/1/07
7,849 Indiana State vs. Wichita State and Missouri State vs. Evansville, 3/6/08
7,782 Indiana State vs. Southern Illinois and Bradley vs. Drake, 3/1/12
7,537 Bradley vs. Drake and Southern Illinois vs. Missouri State, 3/7/13
7,490 Drake vs. Southern Illinois and Missouri State vs. Evansville, 3/4/10
7,343 Southern Illinois vs. UNI and Bradley vs. Drake, 2/27/98
6,929 LUC vs. BU and Drake vs. MSU, 3/3/16
6,911 Indiana State vs. Southern Illinois and Drake vs. Wichita State, 2/28/97

Day Quarterfinal Session

15,186 SIU vs. Drake and Bradley vs. UNI, 3/2/07
14,567 Creighton vs. Drake and Evansville vs. Indiana State, 3/8/13
14,171 Southern Illinois vs. Evansville and MSU vs. Creighton, 3/6/04
13,581 Drake vs. Indiana State and Creighton vs. Bradley, 3/7/08
13,449 Southern Illinois vs. Indiana State and Missouri State vs. UNI, 3/5/05)
12,857 Southern Illinois vs. Illinois State and MSU vs. Evansville, 3/8/03
11,782 Wichita State vs. Indiana State and Bradley vs. Creighton, 3/3/06
11,348 Wichita State vs. Indiana State and UNI vs. Illinois State, 3/2/12
10,830 UNI vs. DU and BU vs. Creighton, 3/5/10

Night Quarterfinal Session

16,651 Creighton vs. Indiana State and Missouri State vs. Wichita State, 3/2/07
15,204 ILS vs. MSU and UNI vs. SIU, 3/7/08
14,533 Southern Illinois vs. Evansville and UNI vs. Missouri State, 3/3/06
14,412 CU vs. DU and UE vs. Missouri State, 3/2/12
14,004 Wichita State vs. Missouri State and UNI vs. Illinois State, 3/8/13
12,765 CU vs. WSU and ILS vs. Evansville, 3/6/09
11,971 Tulsa vs. WSU and Bradley vs. UE, 3/4/95
11,924 CU vs. INS and WSU vs. Bradley, 3/8/03
11,816 ILS vs. INS and UNI vs. Evansville, 3/1/97

Quarterfinal Session (Overall)

16,651 CU vs. INS and MSU vs. WSU (N), 3/2/07
15,204 ILS vs. MSU and UNI vs. SIU (N), 3/7/08
15,186 SIU vs. DU and BU vs. UNI (D), 3/2/07
14,567 CU vs. DU and UE vs. INS (D), 3/8/13
14,533 SIU vs. UE and UNI vs. MSU (N), 3/3/06
14,412 CU vs. DU and UE vs. MSU (N), 3/2/12
14,171 SIU vs. UE and MSU vs. CU (D), 3/7/04
14,004 WSU vs. MSU and UNI vs. ILS (N), 3/8/13
13,581 DU vs. INS and CU vs. Bradley, 3/7/08
13,449 SIU vs. INS and MSU vs. UNI (D), 3/5/05)

Semifinal Session

22,612 S. Illinois vs. Bradley and Creighton vs. Missouri State, 3/3/07
18,262 Creighton vs. Indiana State and Wichita State vs. Illinois State, 3/9/13
17,772 Bradley vs. Wichita State and Southern Illinois vs. UNI, 3/4/06
16,829 Drake vs. CU and ILS vs. UNI, 3/8/08
16,271 Evansville vs. Creighton and Illinois State vs. Wichita State, 3/3/12
15,703 S. Illinois vs. Illinois State and Creighton vs. Wichita State, 3/9/03
15,333 UNI vs. Bradley and CU vs. ILS, 3/7/09
14,299 Wichita State vs. UNI and Evansville vs. Indiana State, 3/5/14
14,069 Missouri State vs. Southern Illinois and Creighton vs. Wichita State, 3/6/05
13,814 UNI vs. Bradley and Wichita State vs. Illinois State, 3/6/10

Championship Game

22,612 Creighton vs. Southern Illinois, 3/4/07
16,659 Creighton vs. Wichita State, 3/10/13
14,911 Creighton vs. Southern Illinois, 3/10/03
13,969 Southern Illinois vs. Bradley, 3/5/06
13,552 UNI vs. Illinois State, 3/8/15
12,380 Creighton vs. Illinois State, 3/4/12
12,125 Wichita State vs. Indiana State, 3/9/14
11,744 Wichita State vs. Illinois State, 3/5/17
11,088 Drake vs. Illinois State, 3/9/08
10,877 Southern Illinois vs. Illinois State, 3/8/93

Total Tournament

85,074 2007 – March 1-4 (five sessions)
71,029 2013 – March 7-10 (five sessions)
64,551 2008 – March 6-9 (five sessions)
63,739 2006 – March 2-5 (five sessions)
62,283 2012 – March 1-4 (five sessions)
62,007 2003 – March 7-10 (five sessions)
54,399 2009 – March 5-8 (five sessions)
53,342 2005 – March 4-7 (five sessions)
51,613 2010 – March 4-7 (five sessions)
50,989 2014 – March 6-9 (five sessions)

COACHING LEADERS

MVC Coaches, By Tourney Trips

20 Ben Jacobson, UNI
16 Barry Hinson, Missouri State (9)/S. Illinois (7)
14 Dana Altman, Creighton
12 Porter Moser, Illinois State (4)/Loyola (8)
11 Rich Herrin, S. Illinois; Marty Simmons, Evansville Greg Lansing, Indiana State, Brian Wardle, Bradley
10 Jim Molinari, Bradley; Royce Waltman, Indiana State Dan Muller, Illinois State

MVC Tourney Coaches, By Wins

Coach, School	W	L	Pct.	Titles
Dana Altman, Creighton	21	9	.700	6
Ben Jacobson, UNI	24	14	.632	5
Rich Herrin, Southern Illinois	17	8	.680	3
Gregg Marshall, Wichita State	15	8	.652	2
Barry Hinson, MSU/SIU	15	16	.484	0
Brian Wardle, Bradley	14	9	.609	2
Darian DeVries, Drake	12	4	.750	2
Greg McDermott, UNI/CU	12	5	.706	3

By Winning Percentage (min. 2 tourneys)

Charlie Spoonhour, MSU	5	1	.833	1
Nolan Richardson, Tulsa	11	3	.786	2
Darian DeVries, Drake	12	4	.750	2
Tom Apke, Creighton	5	2	.714	2
Greg McDermott, UNI/CU	12	5	.706	3
Dana Altman, Creighton	21	9	.700	6
Kevin Stallings, Illinois State	9	4	.692	2

By Titles

Dana Altman, Creighton	21	9	.700	6
Ben Jacobson, UNI	24	14	.632	5
Greg McDermott, UNI/CU	12	5	.706	3
Rich Herrin, Southern Illinois	17	8	.680	3
Kevin Stallings, Illinois State	9	4	.692	2
Tom Apke, Creighton	5	2	.714	2
Tony Barone, Creighton	8	4	.667	2
Nolan Richardson, Tulsa	11	3	.786	2
Gregg Marshall, Wichita State	15	8	.652	2
Brian Wardle, Bradley	14	9	.609	2
Porter Moser, ILS/Loyola	11	10	.523	2
Darian DeVries, Drake	12	4	.750	2

Coaches to Win MVC Tourney In First Season with MVC Team

Bill Hodges, Indiana State – 1979
J.D. Barnett, Tulsa – 1986
Eddie Fogler, Wichita State – 1987
Bob Bender, Illinois State – 1990
Steve Robinson, Tulsa – 1996
Keno Davis, Drake – 2008
Greg Lansing, Indiana State - 2011
Drew Valentine, Loyola - 2022
Ben McCollum, Drake - 2025

Coaches to Reach (and lose) Tourney Title Game In First Season with Team

Tubby Smith, Tulsa - 1992
Barry Hinson, Missouri State - 2000
Tim Jankovich, Illinois State - 2008

MVC Tournament - Championship Game Box Scores

CHAMPIONSHIP BOX SCORES (1978-present)

1977 – Levitt Arena ... Wichita, Kan. ... March 5

West Texas St.	**37**	**32**	**--**	**69**
Southern Illinois	**38**	**44**	**--**	**82**

WTS (69)	FG	FT	Reb	PF	TP
Brad Schreck	4-5	1-1	4	4	9
Eugene Smith	8-13	2-2	5	2	18
Bruce Taylor	0-3	1-4	5	2	1
Maurice Cheeks	3-5	6-8	1	3	12
Melvin Jones	8-18	2-2	2	3	18
Bobby Jones	0-2	3-4	2	1	3
Dan Elmer	0-0	0-0	1	0	0
Lee Davis	0-0	0-0	0	0	0
Larry Cunningham	0-0	0-0	0	0	0
Richard Addison	3-7	2-4	7	3	8
TOTALS	**26-53**	**17-25**	**36**	**18**	**69**

SIU (82)	FG	FT	Reb	PF	TP
Richard Ford	4-10	1-1	8	4	9
Gary Wilson	11-20	6-6	10	2	28
Corky Abrams	2-3	0-0	3	4	4
Mike Glenn	11-16	2-2	2	3	24
Wayne Abrams	3-7	4-4	4	3	10
Alfred Grant	0-1	0-0	1	2	0
Tom Harris	0-0	0-0	0	0	0
Milt Huggins	0-5	0-0	0	0	0
Barry Smith	1-4	0-0	0	0	2
Al Williams	2-5	1-2	2	0	5
Dan Kieszkowski	0-0	0-0	0	0	0
Mel Hughlett	0-0	0-0	0	0	0
TOTALS	**34-71**	**14-15**	**37**	**18**	**82**

Assists: WTS -- Cheeks 7, Schreck 3, B. Jones 2, Smith 2, M. Jones 1, Elmer 1; **SIU --** W. Abrams 4, Ford 2, Wilson 2, Glenn 2, C. Abrams 2, Huggins 1. **Blocks: WTS --** Cheeks 1, M. Jones 1; **SIU --** Ford 1, Wilson 1. **Steals: WTS --** Cheeks 3, Smith 1; **SIU --** Ford 2, W. Abrams 2, Harris 1, Glenn 1. **Attendance:** 7,093.

1978 – Civic Auditorium ... Omaha, Neb. ... March 5

Creighton	**24**	**30**	**--**	**54**
Indiana State	**32**	**20**	**--**	**52**

CU (54)	FG	FT	Reb	PF	TP
Randy Ecker	2-3	0-0	2	2	4
John C. Johnson	8-14	3-3	4	2	19
Kevin McKenna	2-8	0-0	2	3	4
Kevin Kuehl	4-9	0-0	2	4	8
Jim Hons	0-0	0-0	0	0	0
David Wesely	2-6	2-2	4	4	6
Rick Apke	6-12	1-2	4	1	13
Tim McConnell	0-0	0-0	0	0	0
TOTALS	**24-52**	**6-7**	**24**	**16**	**54**

INS (52)	FG	FT	Reb	PF	TP
Dan Rutledge	0-1	0-0	4	0	0
DeCarsta Webster	2-4	0-0	7	1	4
Steve Reed	1-4	0-0	0	1	2
Jim Smith	1-3	0-0	0	1	2
Alan Watson	0-1	1-2	0	1	1
Richard Johnson	0-0	0-0	0	2	0
Harry Morgan	6-15	2-2	3	3	14
Larry Bird	11-12	7-8	6	2	29
Brad Miley	0-0	0-0	1	4	0
TOTALS	**21-40**	**10-12**	**26**	**15**	**52**

Assists: CU -- Apke 5, Eccker 3, McKenna 3, Kuehl 2, Wesely 1, McConnell 1; **INS --** Watson 3, Bird 3, Webster 2, Reed 2, Smith 2, Rutledge 1, Miley 1. **Blocks: CU --** none; **INS --** Bird 1, Miley 1. **Steals: CU --** Johnson 2, McKenna 2, Kuehl 2, Newell 1, Wesely 1, Apke 1; **INS --** Bird 3. **Attendance:** 9,052.

1979 – Hulman Center ... Terre Haute, Ind. ... March 3

New Mexico St.	**31**	**28**	**--**	**59**
Indiana State	**45**	**24**	**--**	**69**

NMS (59)	FG	FT	Reb	PF	TP
Robert Gunn	7-12	0-1	8	3	14
Cyrus Commier	0-6	1-2	1	4	1
Albert "Slab" Jones	6-17	0-0	14	3	12
Greg Webb	1-5	2-3	2	1	4
Bill Myers	1-1	0-0	3	3	2
Brian Corrie	0-1	0-0	0	0	0
Notie Pate	0-1	0-0	0	1	0
Chuck Goslin	8-16	0-0	1	0	16
Reggie Clement	5-5	0-0	1	2	10
TOTALS	**28-64**	**3-6**	**35**	**19**	**59**

INS (69)	FG	FT	Reb	PF	TP
Alex Gilbert	5-8	0-0	5	3	10
Brad Miley	0-1	0-2	5	1	0
Larry Bird	9-14	2-3	10	2	20
Carl Nicks	7-16	1-2	1	3	15
Steve Reed	3-3	0-0	1	3	6
Leroy Staley	3-6	4-4	4	1	10
Rob Heaton	3-5	2-4	2	0	8
TOTALS	**30-53**	**9-15**	**33**	**13**	**69**

Assists: NMS -- Commier 5, Jones 3, Webb 6, Myers 3, Corrie 1, Goslin 1; **INS --** Miley 5, Bird 4, Nicks 4, Reed 6, Staley 3. **Blocks: NMS** – none. **INS --** Bird 1, Staley 1. **Steals: NMS --** Commier 2, Jones 1, Webb 2, Myers 1, Corrie 2, Goslin 1; **INS --** Miley 1, Bird 2, Nicks 5, Reed 1, Staley 2. **Attendance:** 10,301.

1980 – Robertson Fieldhouse ... Peoria, Ill. ... March 1

West Texas St.	**22**	**37**	**--**	**59**
Bradley	**33**	**29**	**--**	**62**

WTS (59)	FG	FT	Reb	PF	TP
Erskine Robinson	1-5	6-7	8	4	8
Carl Johnson	3-6	3-4	5	1	9
George Sims	3-6	4-4	13	4	10
Terry Adolph	10-20	1-3	2	4	21
Mike Lorenc	0-1	0-0	0	0	0
Eddie Harris	5-8	1-3	4	3	11
Steve Ornelaz	0-3	0-0	1	0	0
Dan Elmer	0-2	0-0	0	0	0
John Olsen	0-0	0-0	2	1	0
TOTALS	**22-51**	**15-21**	**36**	**17**	**59**

BU (62)	FG	FT	Reb	PF	TP
Mitchell Anderson	5-18	6-8	12	2	16
Bobby Ford	2-7	2-2	3	3	6
Donald Reese	4-10	0-2	5	2	8
Eric Duhart	1-1	0-0	0	1	2
David Thirdkill	6-13	2-2	4	3	14
Rick Malnati	1-1	0-1	2	2	2
Hasan Houston	7-11	0-0	3	2	14
Harold McMath	0-1	0-0	7	3	0
TOTALS	**26-62**	**10-15**	**38**	**18**	**62**

Assists: WTS -- Robinson 1, Johnson 3, Sims 1, Adolph 4, Lorenc 1, Harris 2; **BU --** Anderson 2, Reese 1, Duhart 2, Thirdkill 2, Malnati 5, Houston 2, McMath 2. **Blocks: WTS --** Johnson 1, Sims 1; **BU --** Ford 1. **Steals: WTS --** Adolph 4, Lorenc 1, Harris 4; **BU --** Anderson 2, Reese 1, Thirdkill 1, Malnati 1, Houston 2. **Attendance:** 7,300.



Lewis Lloyd of Drake went 22-of-26 from the free throw line in a 1981 tournament game.

1981 – Levitt Arena ... Wichita, Kan. ... March 7

Creighton	**40**	**30**	**--**	**70**
Wichita State	**20**	**34**	**--**	**64**

CU (70)	FG	FT	Reb	PF	TP
Daryl Stovall	5-8	0-0	3	3	10
Alex Stivrins	4-11	2-3	1	2	10
George Morrow	3-10	7-7	12	3	13
Tony Pruitt	4-7	0-0	1	1	8
Kevin McKenna	10-15	3-6	6	4	23
Paul Trieschman	0-0	0-0	0	1	0
Kevin Ross	3-7	0-0	2	3	6
TOTALS	**29-58**	**12-16**	**32**	**17**	**70**

WSU (64)	FG	FT	Reb	PF	TP
Antoine Carr	5-10	2-2	7	4	12
Cliff Levingston	5-10	2-5	10	2	12
Ozell Jones	4-8	3-4	7	4	11
Tony Martin	8-14	0-0	5	3	16
Randy Smithson	3-11	3-4	2	2	9
James Gibbs	0-1	0-0	0	0	0
Jay Jackson	2-4	0-0	2	4	4
Mike Jones	0-0	0-0	1	0	0
Mike Denny	0-3	0-0	0	0	0
TOTALS	**27-61**	**10-15**	**38**	**19**	**64**

Assists: CU -- Stivrins 3, Morrow 6, Pruitt 2, McKenna 2, Ross 2; **WSU --** Carr 2, Levingston 3, Martin 8, Smithson 4, Jackson 2, M. Jones 1. **Blocks: CU --** Pruitt 1, McKenna 1; **WSU --** Carr 1. **Steals: CU --** Morrow 2, McKenna 2, Trieschman 1; **WSU --** Carr 1, O. Jones 1, Martin 1, Smithson 3. **Attendance:** 9,836.

1982 – Convention Center ... Tulsa, Okla. ... March 6

Illinois State	**35**	**42**	**--**	**77**
Tulsa	**36**	**54**	**--**	**90**

ILS (77)	FG	FT	Reb	PF	TP
Raynard Malaine	0-1	4-4	1	5	4
Hank Cornley	4-9	4-4	4	5	12
Rick Lamb	7-14	4-6	7	4	18
Dwayne Tyus	1-5	2-2	0	2	4
Michael McKenny	3-7	1-2	5	4	7
Brad Duncan	0-1	4-4	1	1	4
Rickie Johnson	1-2	0-1	1	5	2
Lou Stefanovic	2-3	0-0	5	3	4

MVC Tournament - Championship Game Box Scores

Dale White	5-10	4-4	2	3	14
Mark Zwart	4-5	0-0	4	5	8
TOTALS	**27-57**	**23-27**	**32**	**37**	**77**

TU (90)	**FG**	**FT**	**Reb**	**PF**	**TP**
Paul Pressey	4-7	11-15	9	4	19
Bruce Vanley	7-15	7-11	11	4	21
Greg Stewart	4-6	0-1	5	5	8
Phil Spradling	5-10	2-2	3	1	12
Mike Anderson	5-13	6-8	6	5	16
Steve Harris	2-5	4-4	3	0	8
Ty Nilsson	0-0	0-0	0	0	0
Vince Williams	0-0	0-0	1	0	0
Steve Ballard	1-5	2-3	4	2	4
Herbert Johnson	1-3	0-2	2	2	2
Rondie Turner	0-0	0-0	0	0	0
TOTALS	**29-64**	**32-46**	**49**	**23**	**90**

Assists: ILS -- Lamb 3, McKenny 5, White 4, Zwart 1; **TU --** Pressey 2, Vanley 1, Spradling 1, Anderson 6, Harris 1, Williams 1. **Blocks: ILS --** Cornley 1, Duncan 1; **TU --** Pressey 1, Harris 1, Williams 1. **Steals: ILS --** Lamb 2, Tyus 1, Stefanovic 1, White 1; **TU --** Vanley 2, Stewart 1, Spradling 1, Anderson 3, Harris 1, Ballard 1, Johnson 1. **Attendance:** 9,119.

1983 – Horton Field House ... Normal, Ill. ... March 12

Tulsa	**24**	**40**	**--**	**64**
Illinois State	**32**	**52**	**--**	**84**

TU (64)	**FG**	**FT**	**Reb**	**PF**	**TP**
Ricky Ross	10-21	2-3	5	1	22
Steve Ballard	4-7	0-1	4	1	8
Herbert Johnson	2-7	0-2	4	3	4
Mike Smith	3-7	0-0	0	5	6
Steve Harris	6-16	5-6	2	4	17
Herb Suggs	0-3	2-2	1	2	2
Ty Nilsson	0-0	0-0	0	2	0
Vince Williams	1-2	1-3	5	1	3
Jeff Rahilly	0-1	2-2	0	3	2
Bruce Vanley	0-2	0-0	1	1	0
TOTALS	**26-66**	**12-19**	**28**	**23**	**64**

ILS (84)	**FG**	**FT**	**Reb**	**PF**	**TP**
Hank Cornley	4-6	0-0	5	4	8
Mark Zwart	1-3	2-2	2	2	4
Rick Lamb	4-6	4-7	11	3	12
Michael McKenny	4-6	6-7	5	3	14
Brad Duncan	1-5	2-2	1	2	4
Rickie Johnson	7-10	8-9	2	4	22
William Anderson	0-0	0-0	0	1	0
Kirk Francis	0-0	0-0	2	0	0
Lou Stefanovic	1-1	0-0	1	0	2
Raynard Malaine	8-14	2-2	6	3	18
Dwayne Tyus	0-0	0-0	0	0	0
TOTALS	**30-51**	**24-29**	**39**	**22**	**84**

Assists: TU -- Ross 1, Ballard 1, Johnson 2, Harris 1, Williams 1; **ILS --** Cornley 2, Lamb 1, McKenny 5, Johnson 4, Malaine 2. **Blocks: TU --** Ross 1, Williams 1; **ILS --** Cornley 1, Zwart 1, Johnson 1, Malaine 1. **Steals: TU --** Ross 1, Harris 4, Suggs 1, Nilsson 1, Williams 2; **ILS --** Zwart 1, McKenny 2, Johnson 1. **Attendance:** 6,485.

1984 – Convention Center ... Tulsa, Okla. ... March 10

Creighton	**37**	**29**	**2**	**--**	**68**
Tulsa	**44**	**22**	**4**	**--**	**70**

CU (68)	**FG**	**FT**	**Reb**	**PF**	**TP**
Benoit Benjamin	12-13	5-6	8	4	29
Gary Swain	5-8	1-2	2	3	11
Vernon Moore	5-12	0-0	0	1	10
Greg Brandon	3-7	5-7	11	3	11
Karlas Gripado	1-1	0-0	0	3	2
Ken Evans	0-5	1-2	3	1	1
Reggie Morris	2-3	0-3	0	2	4
Dwight Johnson	0-0	0-0	0	0	0
TOTALS	**28-49**	**12-20**	**30**	**17**	**68**

TU (70)	**FG**	**FT**	**Reb**	**PF**	**TP**
Steve Harris	8-12	2-3	2	2	18
Ricky Ross	3-10	3-5	3	2	9
Vince Williams	2-4	2-2	5	3	6
Anthony Fobbs	2-9	6-6	1	4	10
Herbert Johnson	11-19	1-2	12	2	23
Herb Suggs	0-1	0-0	0	1	0
Byron Boudreaux	0-0	0-0	0	0	0
David Moss	1-4	0-1	3	1	2
Carlton McKinney	1-4	0-0	1	0	2
Warren Shepherd	0-0	0-0	0	1	0
TOTALS	**28-63**	**14-19**	**32**	**16**	**70**

Assists: CU -- Benjamin 4, Swain 4, Moore 3, Brandon 2, Gripado 2, Evans 4; **TU --** Harris 4, Ross 9, Williams 1, Johnson 3, Moss 2. **Blocks: CU --** Benjamin 5, Brandon 1; **TU --** Johnson 1, Moss 1. **Steals: CU --** Swain 2; **TU --** Fobbs 2, Johnson 3, Suggs 2, Moss 1. **Attendance:** 9,021.

1985 – Convention Center ... Tulsa, Okla. ... March 9

Wichita State	**37**	**47**	**--**	**84**
Tulsa	**39**	**43**	**--**	**82**

WSU (84)	**FG**	**FT**	**Reb**	**PF**	**TP**
Mike Arline	5-9	2-2	2	2	12
Cedric Coleman	3-4	0-0	5	1	6
Aubrey Sherrod	3-10	2-2	2	4	8
Xavier McDaniel	15-19	4-7	13	3	34
Henry Carr	1-1	2-5	1	4	4
Tom Kosich	0-0	0-0	0	0	0
Curtis Bailey	1-2	0-0	0	0	2
Clint Normore	3-3	0-1	0	2	6
Karl Papke	5-8	2-2	9	3	12
TOTALS	**36-56**	**12-19**	**33**	**19**	**84**



Wichita State's Xavier McDaniel holds the league tournament single-game record with 21 rebounds (3/5/85 vs. Southern Illinois).

TU (82)	**FG**	**FT**	**Reb**	**PF**	**TP**
Herb Suggs	1-2	0-0	0	0	2
Steve Harris	14-23	9-10	6	1	37
David Moss	3-7	1-2	2	1	7
Vince Williams	3-5	3-4	7	4	9
Herb Johnson	7-17	2-2	13	5	16
Byron Boudreaux	4-8	0-0	1	2	8
Carlton McKinney	0-2	0-0	1	1	0
Tracy Moore	0-2	1-2	0	1	1
Anthony Fobbs	0-1	1-2	0	2	1
Brian Rahilly	0-3	1-2	4	1	1
TOTALS	**32-70**	**18-24**	**36**	**18**	**82**

Assists: WSU -- Arline 4, Coleman 3, Sherrod 8, McDaniel 1, Bailey 1, Normore 2, Papke 7; **TU --** Moss 2, Williams 1, Johnson 1, Boudreaux 4, McKinney 2, Rahilly 3. **Blocks: WSU --** McDaniel 3. **Steals: WSU --** Arline 1, Coleman 2; **TU --** Suggs 1, Harris 1, Moss 1, Williams 1, Boudreaux 1, McKinney 1, Rahilly 2. **Attendance:** 8,733.

1986 – Convention Center ... Tulsa, Okla. ... March 5

Tulsa	**35**	**39**	**--**	**74**
Bradley	**29**	**29**	**--**	**58**

TU (74)	**FG**	**FT**	**Reb**	**PF**	**TP**
David Moss	8-13	6-7	9	2	22
Brian Rahilly	8-14	6-6	4	0	22
Anthony Fobbs	1-2	2-4	5	0	4
Tracy Moore	6-11	2-6	1	4	14
Byron Boudreaux	3-6	1-3	2	2	7
Greg Peters	0-0	0-0	0	0	0
Chuck Celestine	0-0	0-2	0	0	0
Daryl Deckard	0-0	0-0	1	0	0
Jeff Rahilly	2-5	1-1	9	3	5
David Otto	0-0	0-0	0	1	0
TOTALS	**28-51**	**18-29**	**34**	**12**	**74**

BU (58)	**FG**	**FT**	**Reb**	**PF**	**TP**
Donald Powell	1-3	0-2	2	2	2
Trevor Trimpe	6-8	0-0	2	3	12
Mike Williams	5-6	1-1	1	4	11
Hersey Hawkins	5-12	6-9	7	1	16
Jim Les	4-12	0-0	2	3	8
Anthony Manuel	1-2	0-0	0	3	2
Jerry Thomas	0-2	2-2	3	4	2
Paul Wilson	0-1	1-2	2	2	1
Keith Berry	0-0	0-0	1	0	0
Greg Jones	0-0	0-0	1	1	0
Len Bertolini	2-3	0-0	0	1	4
TOTALS	**24-49**	**10-16**	**24**	**24**	**58**

Assists: TU -- Moss 3, B. Rahilly 2, Moore 1, Boudreaux 10, J. Rahilly 1; **BU --** Trimpe 2, Hawkins 2, Les 5, Manuel 1, Thomas 1. **Blocks: TU --** Moss 1, Moore 1, J. Rahilly 1; **BU --** none. **Steals: TU --** Moss 1, Fobbs 1, Moore 1; **BU --** Trimpe 2, Hawkins 1, Berry 1. **Attendance:** 6,313.

1987 – Convention Center ... Tulsa, Okla. ... March 4

Wichita State	**35**	**35**	**9**	**--**	**79**
Tulsa	**34**	**36**	**4**	**--**	**74**

WSU (79)	**FG**	**FT**	**Reb**	**PF**	**TP**
Steve Grayer	6-10	2-3	10	0	14
Sasha Radunovich	2-6	6-6	1	4	10
Henry Carr	0-3	2-2	1	4	2
Gary Cundiff	6-7	2-2	2	0	17
Joe Griffin	3-5	0-2	2	1	9
Dwight Praylow	5-9	0-0	5	3	12
Tom Kosich	1-1	0-0	2	2	2
Dwayne Praylow	0-1	1-2	0	1	1
Gus Santos	5-7	2-3	3	1	12
TOTALS	**28-51**	**15-20**	**31**	**16**	**79**

MVC Tournament - Championship Game Box Scores

TU (74)	FG	FT	Reb	PF	TP
Brian Rahilly	3-6	0-0	2	5	6
David Moss	11-19	9-10	2	2	36
Jeff Rahilly	3-4	0-0	3	2	6
Tracy Moore	7-14	0-0	6	3	14
Byron Boudreaux	1-8	0-0	2	2	2
Rod Parker	0-0	0-0	0	0	0
Don Royster	4-9	2-4	6	2	10
Brian Loyd	0-0	0-0	3	2	0
John Buckwalter	0-0	0-0	0	1	0
TOTALS	**29-60**	**11-14**	**28**	**19**	**74**

Three-Pointers: WSU (8-10) -- Radunovich 0-1, Cundiff 3-3, Griffin 3-3, Dwi. Praylow 2-3; **TU (5-16) --** Moss 5-9, Moore 0-1, Boudreaux 0-6. **Assists: WSU --** Grayer 1, Cundiff 4, Griffin 4, Dwi. Praylow 3, Santos 2; **TU --** B. Rahilly 1, Moss 2, Moore 8, Boudreaux 10, Royster 1. **Blocks: WSU --** Carr 1, Santos 2; **TU --** Moss 1, Moore 1. **Steals: WSU --** Grayer 2, Radunovich 1, Cundiff 1, Dwi. Praylow 2, Dwa. Praylow 1; **TU --** Parker 1, Royster 1, Loyd 1. **Attendance:** 7,427.

1988 – Carver Arena ... Peoria, Ill. ... March 8

Illinois State	**29**	**30**	**--**	**59**
Bradley	**37**	**46**	**--**	**83**

ILS (59)	FG	FT	Reb	PF	TP
Cliff Peterson	6-13	1-3	13	3	13
Tony Holifield	11-14	3-6	4	4	25
Jarrod Coleman	5-9	1-2	4	2	11
Matt Taphorn	2-11	0-0	2	4	5
Rickey Jackson	0-1	0-0	4	5	0
Jon Pemberton	0-0	0-0	1	0	0
Jeff Harris	1-13	0-0	2	1	2
Randy Blair	1-1	0-1	3	1	2
Derek Stokes	0-0	1-2	1	1	1
Sonny Roberts	0-0	0-0	0	0	0
TOTALS	**26-62**	**6-14**	**36**	**21**	**59**

BU (83)	FG	FT	Reb	PF	TP
Donald Powell	6-13	1-4	8	3	13
Trevor Trimpe	2-2	0-0	5	3	4
Luke Jackson	8-10	0-0	5	4	16
Anthony Manuel	4-10	2-2	6	1	12
Hersey Hawkins	9-19	9-10	6	4	29
Paul Wilson	0-2	0-0	1	1	0
Jerry Thomas	2-7	4-6	8	1	8
Greg Jones	0-0	1-2	1	0	1
Jay Schell	0-0	0-0	0	0	0
Mike Cash	0-1	0-0	1	0	0
Scott Beccue	0-1	0-0	0	0	0
TOTALS	**31-65**	**17-24**	**42**	**17**	**83**

Three-Pointers: ILS (1-9) -- Taphorn 1-7, Harris 0-2; **BU (4-15) --** Jackson 0-1, Manuel 2-5, Hawkins 2-5, Wilson 0-2, Cash 0-1, Beccue 0-1. **Assists: ILS --** Taphorn 3, Jackson 3, Harris 2, Blair 2; **BU --** Powell 1, Trimpe 3, Manuel 14, Hawkins 1. **Blocks: ILS --** Peterson 1, Harris 1; **BU --** Jackson 1. **Steals: ILS --** Peterson 1, Coleman 1, Taphorn 1, Jackson 1, Harris 1, Blair 2; **BU --** Powell 2, Trimpe 2, Jackson 1, Manuel 1, Hawkins 2, Wilson 2. **Attendance:** 10,570.

1989 – Levitt Arena ... Wichita, Kan. ... March 7

Southern Illinois	**40**	**37**	**--**	**77**
Creighton	**35**	**44**	**--**	**79**

SIU (77)	FG	FT	Reb	PF	TP
Jerry Jones	6-16	2-4	16	4	14
Rick Shipley	2-8	0-1	10	4	4
Tony Harvey	4-6	1-2	3	3	9
Freddie McSwain	6-15	1-3	3	3	13
Kai Nurnberger	8-16	4-4	0	0	28
Todd Krueger	1-3	0-0	2	3	3
Sterling Mahan	3-5	0-0	2	3	6
TOTALS	**30-69**	**8-14**	**42**	**20**	**77**



In 1994, Cam Johnson of UNI was the tournament's Most Outstanding Player, even though the Panthers did not win the tourney.

CU (79)	FG	FT	Reb	PF	TP
Bob Harstad	6-12	6-8	9	4	18
Porter Moser	0-0	0-0	0	1	0
Chad Gallagher	9-19	7-10	8	3	25
Todd Eisner	0-4	0-0	2	4	0
James Farr	3-9	5-5	1	3	11
Matt Roggenburk	6-8	2-2	5	2	20
Troy Bell	2-3	1-2	6	1	5
Bill O'Dowd	0-0	0-0	0	0	0
TOTALS	**26-55**	**21-27**	**35**	**18**	**79**

Three-Pointers: SIU (9-16) -- Nurnberger 8-12, Krueger 1-2, McSwain 0-2; **CU (6-14) --** Gallagher 0-1, Eisner 0-4, Farr 0-1, Roggenburk 6-8. **Assists: SIU --** Jones 2, Shipley 4, McSwain 4, Nurnberger 4, Krueger 3, Mahan 1; **CU --** Gallagher 1, Eisner 3, Farr 4, Roggenburk 1, Bell 4. **Blocks: SIU --** Jones 1, Harvey 1; **CU --** Gallagher 1, Farr 1. **Steals: SIU --** McSwain 1, Mahan 1; **CU --** Harstad 1, Gallagher 1. **Attendance:** 7,514.

1990 – Redbird Arena ... Normal, Ill. ... March 6

Illinois State	**42**	**39**	**--**	**81**
Southern Illinois	**33**	**45**	**--**	**78**

ILS (81)	FG	FT	Reb	PF	TP
Scott Fowler	6-10	0-0	5	3	12
Rickey Jackson	6-19	5-6	4	3	20
Jarrod Coleman	10-13	3-4	5	2	23
Richard Thomas	1-5	3-4	2	3	5
Randy Blair	4-7	0-0	5	4	8
Sam Skarich	0-2	0-0	1	0	0
Antoine Hicks	0-0	0-0	0	0	0
Xavier Williams	1-1	0-0	1	0	2
Elvin Florenz	1-3	0-0	1	1	2
Sonny Roberts	2-2	0-0	4	1	4
Jon Pemberton	1-4	3-4	6	3	5
TOTALS	**32-66**	**14-18**	**38**	**20**	**81**

SIU (78)	FG	FT	Reb	PF	TP
Rick Shipley	4-14	0-1	3	3	9
Ashraf Amaya	2-6	0-1	9	2	4
Jerry Jones	9-12	3-6	11	3	21
Sterling Mahan	6-14	2-4	3	4	15
Freddie McSwain	4-11	5-7	7	3	13
Tyrone Bell	0-1	0-0	0	1	0
Kelvan Lawrence	1-4	0-0	5	2	2
Matt Wynn	4-6	2-2	0	1	14
TOTALS	**30-68**	**12-21**	**42**	**19**	**78**

Three-Pointers: ILS (3-7) -- Thomas 0-1, Jackson 3-6; **SIU (6-18) --** Mahan 1-4, Lawrence 0-1, Wynn 4-6, McSwain 0-1, Shipley 1-6. **Assists: ILS --** Skarich 1, Hicks 2, Thomas 5, Blair 4, Florenz 2, Fowler 3, Jackson 2; **SIU --** Mahan 2, Lawrence 3, McSwain 7, Shipley 3, Jones 1. **Blocks: ILS --** Blair 1, Jackson 1; **SIU --** Lawrence 2, Shipley 1, Amaya 1. **Steals: ILS --** Skarich 1, Hicks 1, Thomas 1, Blair 2, Williams 1, Florenz 1, Fowler 3, Pemberton 1; **SIU --** McSwain 3, Mahan 1, Amaya 1. **Attendance:** 10,625.

1991 – Kiel Auditorium ... St. Louis ... March 5

Missouri State	**33**	**19**	**--**	**52**
Creighton	**38**	**30**	**--**	**68**

MSU (52)	FG	FT	Reb	PF	TP
Arnold Bernard	2-10	2-2	7	3	9
Darryl Reid	4-15	2-2	3	2	11
Lovelace Redmond	0-2	0-0	2	0	0
David Brewer	1-7	1-1	5	4	3
Andre Rigsby	3-9	0-1	5	2	9
A. Muhammad	4-4	0-0	0	1	8
Ryan Thornton	4-6	2-4	3	2	10
Chris Albright	1-3	0-0	0	4	2
TOTALS	**19-56**	**10-15**	**26**	**18**	**52**

CU (68)	FG	FT	Reb	PF	TP
Matt Petty	0-1	0-0	2	0	0
Duan Cole	4-10	5-7	2	4	15
Todd Eisner	1-1	0-0	0	1	2
Latrell Wrightsell	5-7	6-6	5	3	16
Chad Gallagher	6-12	1-2	9	5	13
Bob Harstad	8-13	0-0	9	2	16
Chris Rodgers	0-0	0-0	0	0	0
Darrin Plautz	1-3	3-4	5	0	0
TOTALS	**25-47**	**15-19**	**32**	**15**	**68**

Three-Pointers: MSU (4-17) -- Bernard 0-2, Reid 1-4, Redmond 0-2, Rigsby 3-9); **CU (3-7) --** Petty 0-1, Cole 2-4, Plautz 1-2). **Assists: MSU --** Bernard 2, Reid 2, Redmond 1, Brewer 1, Thornton 1; **CU --** Petty 1, Cole 1, Wrightsell 2, Gallagher 1. **Blocks: MSU --** Rigsby 1; **CU --** Gallagher 1. **Steals: MSU --** Bernard 1, Reid 1, Thornton 1; **CU --** Cole 1, Wrightsell 2. **Attendance:** 7,778.

1992 – The Arena ... St. Louis ... March 9

Tulsa	**27**	**41**	**--**	**68**
Missouri State	**34**	**37**	**--**	**71**

TU (68)	FG	FT	Reb	PF	TP
Gary Collier	5-11	3-3	10	1	13
Jason Ludwig	3-4	0-0	1	1	7
Jeff Malham	4-12	1-3	7	2	9
Lou Dawkins	2-7	0-2	2	3	4
Mark Morse	8-19	1-2	4	4	18
Bernie Gibbs	0-7	4-4	4	2	4
Jodie Huffman	0-1	0-0	0	0	0
Jamal West	5-8	0-0	1	4	11
Bryant Tipton	1-1	0-0	3	1	2
Alvin Williamson	0-1	0-0	0	1	0
TOTALS	**28-71**	**9-14**	**39**	**19**	**68**

MVC Tournament - Championship Game Box Scores

MSU (71)	FG	FT	Reb	PF	TP
Andre Rigsby	10-17	0-0	4	2	20
Lester Turner	0-1	0-0	4	0	0
Clint Thomas	1-2	0-0	3	4	2
Jackie Crawford	5-11	3-4	4	3	14
Johnny Murdock	5-11	2-4	3	4	15
Tony Graves	6-7	3-4	7	4	16
Rodney Perry	0-3	0-2	3	0	0
Tim Axley	0-1	4-4	4	0	4
Anthony Edwards	0-0	0-0	1	0	0
TOTALS	**28-53**	**12-18**	**37**	**17**	**71**

Three-Pointers: TU (3-21) -- Collier 0-3, Ludwig 1-2, Malham 0-2, Dawkins 0-1, Morse 1-6, Gibbs 0-4, West 1-2, Williamson 0-1; **MSU (3-9) --** Rigsby 0-1, Crawford 1-4, Murdock 1-2, Graves 1-1, Axley 0-1. **Assists: TU --** Collier 2, Ludwig 1, Dawkins 2, Morse 3, Gibbs 1; **MSU --** Rigsby 4, Thomas 1, Crawford 3, Murdock 4, Graves 1, Axley 1, Edwards 1. **Blocks: TU --** Collier 1, Tipton 1; **MSU --** Graves 2, Axley 3. **Steals: TU --** Collier 1, Malham 1, Dawkins 2, Morse 1, Gibbs 2, West 2; **MSU --** Turner 1, Crawford 1, Graves 1, Perry 1, Axley 2. **Attendance:** 7,549.

1993 – The Arena ... St. Louis ... March 8

Southern Illinois	**32**	**38**	**--**	**70**
Illinois State	**20**	**39**	**--**	**59**

SIU (70)	FG	FT	Reb	PF	TP
Mirko Pavlovic	2-5	0-0	2	4	4
Marcus Timmons	4-7	3-4	13	3	11
Ashraf Amaya	5-8	1-4	13	2	11
Chris Lowery	2-6	10-13	1	2	14
Tyrone Bell	2-9	5-6	5	3	9
Paul Lusk	5-7	3-4	3	1	13
Chris Carr	3-5	0-0	6	3	6
JoJo Johnson	0-1	2-2	1	2	2
Ralph Hughley	0-0	0-0	0	0	0
Scott Burzynski	0-0	0-0	0	0	0
Brian Piper	0-0	0-0	0	0	0
Tim Pace	0-0	0-0	0	0	0
TOTALS	**23-48**	**24-33**	**45**	**20**	**70**



Rico Hill's 31 points in the 1997 tourney final helped him to Most Outstanding Player honors.

ILS (59)	FG	FT	Reb	PF	TP
Scott Taylor	4-9	2-2	4	2	11
Mike VandeGarde	3-10	9-12	9	4	16
Thomas Hunter	4-11	4-7	4	2	12
Richard Thomas	4-11	2-2	3	4	11
Todd Wemhoener	0-1	0-0	0	2	0
Brian Kern	1-4	0-0	0	1	2
Chad Altadonna	0-3	0-0	1	3	0
Todd Kagel	0-2	0-0	2	2	0
Steve Fitch	2-4	0-2	1	1	5
Charles Barnes	0-0	0-0	1	3	0
Antonio Cooper	0-0	0-0	0	0	0
Jon Litwiller	1-1	0-0	0	0	2
Andy Porter	0-0	0-0	0	0	0
TOTALS	**19-56**	**17-25**	**27**	**24**	**59**

Three-Pointers: SIU (0-6) -- Pavlovic 0-1, Lowery 0-1, Bell 0-2, Lusk 0-1, Johnson 0-1; **ILS (4-13) --** Taylor 1-3, VandeGarde 1-1, Thomas 1-5, Altadonna 0-1, Kagel 0-2, Fitch 1-1. **Assists: SIU --** Amaya 1, Lowery 5, Bell 1; **ILS --** VandeGarde 5, Thomas 2, Wemhoener 1, Altadonna 1, Kagel 2, Barnes 1. **Blocks: SIU --** Pavlovic 1, Amaya 1, Carr 2; **ILS --** Fitch 1. **Steals: SIU --** Pavlovic 1, Amaya 1, Lowery 2, Lusk 1, Carr 1; **ILS --** Taylor 1, Hunter 3, Thomas 1, Wemhoener 1, Barnes 1, Litwiller 1, Porter 1. **Attendance:** 10,877.

1994 – The Arena ... St. Louis ... March 7

UNI	**31**	**43**	**--**	**74**
Southern Illinois	**34**	**43**	**--**	**77**

UNI (74)	FG	FT	Reb	PF	TP
Brian Jones	4-8	0-0	8	3	9
Randy Blocker	7-21	3-3	6	3	18
Jason Sims	4-6	2-2	3	5	10
Brian Carpenter	3-5	3-5	5	3	9
Cam Johnson	8-19	7-9	2	4	25
Ed Madlock	0-0	0-0	0	0	0
John Holterhaus	1-1	1-2	6	0	3
Jon Ellis	0-0	0-0	1	1	0
Terry Merfeld	0-0	0-0	0	0	0
TOTALS	**27-60**	**16-21**	**33**	**19**	**74**

SIU (77)	FG	FT	Reb	PF	TP
Marcus Timmons	5-7	4-6	11	2	14
Chris Carr	7-12	5-5	8	4	20
Mirko Pavlovic	6-10	1-4	2	3	15
Chris Lowery	4-12	3-4	5	2	12
Paul Lusk	5-13	3-5	2	3	14
Scott Burzynski	1-2	0-0	0	1	2
Ian Stewart	0-0	0-0	1	1	0
Marcus Patterson	0-0	0-0	0	0	0
Patrick Greathouse	0-0	0-0	0	1	0
TOTALS	**27-60**	**16-24**	**34**	**17**	**77**

Three-Pointers: UNI (4-18) -- Jones 1-3, Blocker 1-6, Carpenter 0-1, Johnson 2-8; **SIU (5-15) --** Carr 1-3, Pavlovic 2-3, Lowery 1-5, Lusk 1-3, Burzynski 0-1. **Assists: UNI --** Blocker 3, Carpenter 2, Johnson 4, Madlock 2, Ellis 1; **SIU --** Timmons 2, Pavlovic 2, Lowery 2, Lusk 3, Stewart 1. **Blocks: UNI --** Blocker 3; **SIU --** Timmons 3, Pavlovic 1. **Steals: UNI --** Jones 2, Blocker 1, Sims 2, Carpenter 3, Johnson 1, Madlock 2; **SIU --** Timmons 1, Carr 1, Pavlovic 3, Lusk 2, Stewart 1.
Attendance: 9,075.

1995 – Kiel Center ... St. Louis ... March 6

Southern Illinois	**39**	**38**	**--**	**77**
Tulsa	**34**	**28**	**--**	**62**

SIU (77)	FG	FT	Reb	PF	TP
Marcus Timmons	5-12	3-6	14	2	13
Chris Carr	5-14	11-15	5	3	22
Ian Stewart	1-5	0-0	2	3	2
Paul Lusk	5-12	4-6	3	1	16
Shane Hawkins	2-4	3-4	3	4	8
Jaratio Tucker	2-4	2-2	7	3	6
Jamie Veach	0-0	0-0	0	0	0
Scott Burzynski	4-8	0-0	5	2	10
TOTALS	**24-59**	**23-33**	**47**	**18**	**77**

TU (62)	FG	FT	Reb	PF	TP
Ray Poindexter	1-4	0-0	3	3	2
Kwanza Johnson	2-7	8-10	9	5	14
Rafael Maldonado	6-10	4-7	9	3	16
Alvin Williamson	1-9	0-2	1	1	3
Shea Seals	3-15	1-3	6	5	8
Cordell Love	4-11	2-2	1	4	12
Dewayne Bonner	0-0	0-0	0	0	0
Kevin Grawer	0-1	0-0	0	3	0
Jamie Gillin	0-1	0-0	0	1	0
Craig Hernadi	0-2	0-0	3	0	0
J.R. Rollo	3-4	1-2	4	2	7
TOTALS	**20-64**	**16-26**	**43**	**27**	**62**

Three-Pointers: SIU (6-23) -- Timmons 0-1, Carr 1-6, Stewart 0-4, Lusk 2-6, Hawkins 1-2, Burzynski 2-4; **TU (6-25) --** Johnson 2-3, Williamson 1-4, Seals 1-7, Love 2-8, Grawer 0-1, Gillin 0-1, Hernadi 0-1. **Assists: SIU --** Timmons 4, Carr 1, Lusk 5, Tucker 1; **TU --** Poindexter 2, Johnson 2, Seals 7, Love 1. **Blocks: SIU --** Timmons 3, Burzynski 1; **TU --** Poindexter 1, Seals 1. **Steals: SIU --** Carr 1, Hawkins 1, Tucker 2; **TU --** Johnson 1, Maldonado 1, Williamson 1. **Attendance:** 10,795.

1996 – Kiel Center ... St. Louis ... March 4

Tulsa	**25**	**35**	**--**	**60**
Bradley	**18**	**28**	**--**	**46**

TU (60)	FG	FT	Reb	PF	TP
Shea Seals	6-15	0-0	8	1	14
Michael Ruffin	6-7	3-4	13	4	15
Ray Poindexter	0-4	0-0	1	0	0
Dewayne Bonner	2-9	1-1	4	2	5
Rod Thompson	1-4	0-0	3	3	2
Jason Williams	0-0	0-0	0	1	0
Jeff Platt	0-0	0-0	0	0	0
Jonnie Gendron	0-0	0-0	0	0	0
Cordell Love	7-13	1-1	5	2	18
Craig Hernadi	0-0	0-0	0	3	0
J.R. Rollo	1-2	2-4	2	2	4
Rafael Maldonado	0-3	2-2	3	2	2
TOTALS	**23-57**	**9-12**	**43**	**20**	**60**

BU (48)	FG	FT	Reb	PF	TP
Dwayne Funches	2-9	2-2	4	0	6
Deon Jackson	3-9	1-2	3	3	7
Chad Kleine	2-4	1-1	3	2	5
Billy Wright	1-6	0-1	6	0	2
Anthony Parker	2-14	4-4	8	2	9
Ben Coupet	0-0	0-0	0	1	0
Aaron Zobrist	4-8	0-1	3	3	12
Kerry Burrell	1-2	0-0	0	0	2
Adebayo Akinkunle	0-1	3-6	4	3	3
TOTALS	**15-53**	**11-17**	**33**	**14**	**46**

MVC Tournament - Championship Game Box Scores

Three-Pointers: TU (5-17) -- Seals 2-7, Bonner 0-2, Love 3-8; **BU (5-14) --** Funches 0-1, Kleine 0-1, Wright 0-2, Parker 1-4, Zobrist 4-6. **Assists: TU --** Seals 4, Bonner 3, Thompson 1, Rollo 3; **BU --** Funches 2, Wright 4, Parker 2, Zobrist 1. **Blocks: TU --** Ruffin 2, Love 1, Rollo 1; **BU --** Parker 1. **Steals: TU --** Seals 3, Ruffin 1, Bonner 3, Thompson 1, Gendron 1, Love 1; **BU --** Funches 1, Kleine 2, Parker 2, Zobrist 1, Akinkunle 1. **Attendance:** 10,141.

1997 – Kiel Center ... St. Louis ... March 3

Missouri State	**31**	**41**	**--**	**72**
Illinois State	**42**	**33**	**--**	**75**

MSU (72)	**FG**	**FT**	**Reb**	**PF**	**TP**
Coleco Buie	7-15	1-1	3	4	17
Danny Moore	9-12	9-11	7	2	27
John Paul Nelson	1-2	0-0	4	4	2
Ryan Bettenhausen	2-5	0-0	3	2	5
Josh Hotz	2-4	0-0	2	1	5
William Fontleroy	1-2	2-5	2	4	4
Ben Kandlbinder	3-7	2-3	5	2	9
Kevin Ault	1-5	0-0	2	1	3
Monte Marsh	0-0	0-0	0	0	0
TOTALS	**26-52**	**14-20**	**30**	**20**	**72**

ILS (75)	**FG**	**FT**	**Reb**	**PF**	**TP**
Rico Hill	12-27	6-6	4	2	31
Dan Muller	3-8	3-4	8	1	11
LeRoy Watkins	2-4	3-4	7	4	7
Skipp Schaefbauer	5-10	0-0	4	2	15
Jamar Smiley	2-3	3-4	2	3	7
Steve Hansell	0-3	3-4	1	0	3
Kyle Cartmill	0-2	0-0	2	2	0
Rob Gibbons	0-2	1-2	5	4	1
TOTALS	**24-59**	**19-24**	**39**	**18**	**75**

Three-Pointers: MSU (6-19) -- Buie 2-5, Bettenhausen 1-3, Hotz 1-3, Kandlbinder 1-5, Ault 1-3; **ILS (8-19) --** Hill 1-3, Muller 2-3, Schaefbauer 5-10, Hansell 0-2, Cartmill 0-1. **Assists: MSU --** Buie 2, Bettenhausen 8, Hotz 3, Fontleroy 3, Kandlbinder 1; **ILS --** Hill 1, Muller 3, Watkins 1, Schaefbauer 4, Smiley 4, Hansell 3. **Blocks: MSU --** Moore 1; **ILS --** Hill 1. **Steals: MSU --** Buie 2, Hotz 1, Fontleroy 1, Kandlbinder 3; **ILS --** Hill 2, Muller 1, Watkins 1, Smiley 1, Hansell 1, Gibbons 1. **Attendance:** 9,751.

1998 – Kiel Center ... St. Louis ... March 2

Missouri State	**36**	**38**	**--**	**74**
Illinois State	**38**	**46**	**--**	**84**

MSU (74)	**FG**	**FT**	**Reb**	**PF**	**TP**
Ken Stringer	5-10	2-4	3	1	12
Ben Kandlbinder	6-14	2-4	9	3	16
Danny Moore	2-9	0-0	6	4	4
William Fontleroy	2-6	1-2	1	0	5
Kevin Ault	2-7	4-4	5	3	10
Paul Murans	0-1	0-0	0	0	0
Billy Coby	2-2	0-0	0	0	4
Ryan Bettenhausen	2-8	4-6	2	1	10
Omar Lincoln	0-1	0-0	2	1	0
John Paul Nelson	2-3	2-4	7	3	6
Matt Rueter	1-1	0-0	1	0	2
Butch Tshomba	1-3	2-2	1	2	5
TOTALS	**25-65**	**17-26**	**40**	**18**	**74**

ILS (84)	**FG**	**FT**	**Reb**	**PF**	**TP**
Rico Hill	4-12	0-0	5	4	9
Dan Muller	6-8	2-2	2	1	17
LeRoy Watkins	7-12	4-4	5	2	18
Steve Hansell	5-7	4-4	7	2	14
Jamar Smiley	4-4	2-2	4	3	11
Ben Holmstrom	0-1	0-0	0	0	0
Nic Stotler	0-0	0-2	0	0	0
Kenneth Pierson	0-0	0-0	0	2	0
Kyle Cartmill	1-8	0-0	1	1	2
Ryan Crowley	0-0	0-0	0	0	0
Joe Hein	0-0	0-0	0	0	0
Ronald vanVelzen	0-0	0-0	0	0	0
Rob Gibbons	4-4	5-6	5	3	13
TOTALS	**31-56**	**17-20**	**31**	**18**	**84**

Three-Pointers: MSU (6-19) -- Stringer 0-2, Kandlbinder 2-7, Ault 2-5, Murans 0-1, Bettenhausen 2-5, Tshomba 1-3; **ILS (5-12) --** Hill 1-2, Muller 3-5, Smiley 1-1, Cartmill 0-4. **Assists: MSU --** Stringer 3, Kandlbinder 1, Moore 2, Fontleroy 2, Ault 3, Bettenhausen 3, Nelson 3, Tshomba 2; **ILS --** Hill 3, Muller 2, Hansell 8, Smiley 3, Pierson 1, Cartmill 2, Gibbons 1. **Blocks: MSU --** Stringer 1; **ILS --** Watkins 2, Cartmill 1, Gibbons 1. **Steals: MSU --** Stringer 1, Ault 1, Coby 1, Bettenhausen 3, Lincoln 1; **ILS --** Hill 2, Muller 1, Hansell 1, Stotler 1. **Attendance:** 9,288.

1999 – Kiel Center ... St. Louis ... March 1

Creighton	**28**	**42**	**--**	**70**
Evansville	**31**	**30**	**--**	**61**

CU (70)	**FG**	**FT**	**Reb**	**PF**	**TP**
Rodney Buford	8-13	2-2	13	1	21
Donnie Johnson	2-7	2-4	3	3	6
Doug Swenson	2-4	2-2	4	3	7
Ben Walker	4-10	7-8	11	2	18
Ryan Sears	0-6	4-4	3	3	4
Corie Brandon	0-3	0-0	3	4	0
Dan Kolder	0-0	0-0	0	0	0
Cliff Bates	0-0	0-0	1	1	0
Justin Haynes	3-4	1-6	1	0	7
Nerijus Karlikanovas	3-8	0-0	3	2	7
TOTALS	**22-55**	**18-26**	**44**	**19**	**70**

UE (61)	**FG**	**FT**	**Reb**	**PF**	**TP**
Adam Seitz	1-3	0-0	0	2	3
Craig Snow	4-11	5-8	4	4	13
Kwame James	0-1	0-0	2	0	0
Marcus Wilson	5-14	3-4	0	2	16
Jeremy Stanton	1-1	0-0	4	3	3
Clint Keown	2-6	0-0	0	2	5
Curt Begle	2-5	0-0	5	3	5
Chuck Hedde	2-4	2-4	7	2	6
Kyle Runyan	3-8	1-2	3	1	10
TOTALS	**20-53**	**11-18**	**30**	**19**	**61**

Three-Pointers: CU (8-20) -- Buford 3-5, Swenson 1-1, Walker 3-5, Sears 0-4, Brandon 0-2, Karlikanovas 1-3; **UE (10-28) --** Seitz 1-2, Snow 0-4, Wilson 3-10, Stanton 1-1, Keown 1-3, Begle 1-2, Runyan 3-6. **Assists: CU --** Buford 1, Johnson 1, Walker 3, Sears 4, Brandon 2, Karlikanovas 1; **UE --** Seitz 1, Stanton 2, Keown 6, Begle 1, Hedde 1, Runyan 4. **Blocks: CU --** Buford 1, Johnson 1, Swenson 1, Haynes 1; **UE --** James 1, Begle 1, Hedde 1. **Steals: CU --** Buford 2, Walker 2, Sears 1; **UE --** Stanton 2, Begle 1, Hedde 1, Runyan 1. **Attendance:** 8,040.



Michael Menser and Indiana State celebrate ISU's 2001 tournament title - its first since the 1979 season.

2000 – Kiel Center ... St. Louis ... March 6

Creighton	**35**	**22**	**--**	**57**
Missouri State	**20**	**25**	**--**	**45**

CU (57)	**FG**	**FT**	**Reb**	**PF**	**TP**
Matt West	3-4	2-2	1	0	11
Donnie Johnson	2-6	3-4	2	1	7
Alan Huss	1-1	0-0	3	3	2
Ben Walker	2-9	2-2	7	0	6
Ryan Sears	5-10	1-2	5	4	15
Dan Kolder	0-0	0-0	0	0	0
Brett Angner	0-0	0-0	0	0	0
Terrell Taylor	2-3	2-2	4	1	6
Kyle Korver	3-9	0-0	2	2	8
John Klein	0-0	0-0	0	0	0
Livan Pyfrom	1-2	0-0	1	2	2
Justin Haynes	0-0	0-0	3	0	0
TOTALS	**19-44**	**10-12**	**30**	**13**	**57**

MSU (45)	**FG**	**FT**	**Reb**	**PF**	**TP**
Ron Bruton	3-5	0-0	4	4	6
Allen Phillips	2-10	1-1	0	1	6
Scott Brakebill	4-8	0-0	6	2	8
William Fontleroy	3-8	0-0	4	0	7
Kevin Ault	2-8	2-2	2	2	8
Eric Judd	0-3	2-2	0	2	2
Charles Gaines	0-1	0-0	0	1	0
Travis Walk	0-0	0-0	0	0	0
Matt Rueter	4-7	0-0	8	1	8
TOTALS	**18-50**	**5-5**	**28**	**13**	**45**

Three-Pointers: CU (9-21) -- West 3-4, Walker 0-2, Sears 4-8, Taylor 0-1, Korver 2-6; **MSU (4-18) --** Phillips 1-4, Fontleroy 1-4, Ault 2-7, Judd 0-3. **Assists: CU --** Huss 1, Walker 2, Sears 4, Korver 1; **MSU --** Phillips 2, Brakebill 1, Fontleroy 1, Ault 2, Rueter 1. **Blocks: CU --** Johnson 2; **MSU --** Bruton. **Steals: CU --** Johnson 1, Sears 3, Kolder 1, Korver 1, Haynes 1; **MSU --** Bruton 1, Phillips 1, Ault 1. **Attendance:** 7,130.

2001 – Savvis Center ... St. Louis ... March 5

Indiana State	**31**	**38**	**--**	**69**
Bradley	**25**	**37**	**--**	**63**

INS (69)	**FG**	**FT**	**Reb**	**PF**	**TP**
Kelyn Block	5-9	10-13	7	3	21
Matt Renn	5-13	4-7	8	3	16
Djibril Kante	2-7	2-5	8	2	6
Marcus Howard	2-4	2-3	1	3	8
Michael Menser	4-8	5-6	4	3	15
Matt Berry	0-1	0-0	0	1	0
Barry Welsh	0-0	0-0	0	0	0
Terence Avery	1-6	1-2	5	1	3
TOTALS	**19-48**	**24-36**	**33**	**16**	**69**

BU (63)	**FG**	**FT**	**Reb**	**PF**	**TP**
Eddie Cage	9-15	2-2	1	4	20
Jerome Robinson	2-9	1-2	2	5	7
Jeffrey Rabey	3-8	0-0	15	4	6
Marcello Robinson	3-9	0-0	2	5	7
Phillip Gilbert	3-11	2-2	10	2	9
James Gillingham	0-2	2-2	1	1	2
Reggie Hall	0-2	0-0	1	2	0
Andre Corbitt	1-5	6-6	7	0	8
Jason Faulknor	2-2	0-0	3	1	4
TOTALS	**23-63**	**13-14**	**46**	**24**	**63**

Three-Pointers: INS (7-16) -- Block 1-2, Renn 2-5, Howard 2-3, Menser 2-5, Berry 0-1; **BU (4-17) --** Cage 0-1, J. Robinson 2-6, M. Robinson 1-4, Gilbert 1-3, Gillingham 0-2, Corbitt 0-1. **Assists: INS --** Block 1, Renn 2, Kante 1, Menser 3, Avery 2; **BU --** Cage 2, J. Robinson 1, Ra-

MVC Tournament - Championship Game Box Scores



SIU's Randal Falker had 17 points and 16 rebounds in the 2006 title game and earned Most Outstanding Player honors that year.

bey 2, M. Robinson 3, Gilbert 1, Gillingham 2, Corbitt 3. **Blocks: INS --** Kante 5, Avery 1; **BU --** Rabey 2. **Steals: INS --** Renn 2, Kante 2, Menser 1, Berry 1; **BU --** J. Robinson 2, Gilbert 1. **Attendance:** 8,347.

2002 – Savvis Center ... St. Louis ... March 4

Creighton	**33**	**51**	**--**		**84**
Southern Illinois	**36**	**40**	**--**		**76**

CU (84)	**FG**	**FT**	**Reb**	**PF**	**TP**
Mike Lindeman	4-5	5-6	3	1	13
Kyle Korver	5-10	6-6	9	1	18
Brody Deren	4-9	5-6	5	1	13
Larry House	2-6	0-0	1	1	4
DeAnthony Bowden	3-3	0-0	2	1	8
Ismael Caro	1-2	0-0	1	3	2
Joe Dabbert	2-3	0-0	0	3	4
Terrell Taylor	7-15	5-6	1	2	20
Mike Grimes	0-0	0-0	0	3	0
TOTALS	**29-57**	**21-24**	**35**	**16**	**84**

SIU (76)	**FG**	**FT**	**Reb**	**PF**	**TP**
Jermaine Dearman	2-8	4-4	4	2	8
Kent Williams	8-20	2-2	2	3	22
Rolan Roberts	4-10	2-3	7	3	10
Marcus Belcher	3-5	0-0	3	4	8
Stetson Hairston	2-6	0-0	4	4	4
Darren Brooks	5-7	0-0	1	1	12
Tyrese Buie	0-0	0-0	1	0	0
Sylvester Willis	0-0	0-0	2	2	0
Brad Korn	4-9	2-2	5	1	12
TOTALS	**28-65**	**10-11**	**32**	**20**	**76**

Three-Pointers: CU (5-15) -- Korver 2-6, Bowden 2-2, Caro 0-1, Taylor 1-6; **SIU (10-19) --** Williams 4-10, Belcher 2-3, Brooks 2-3, Korn 2-3. **Assists: CU --** Korver 5, Deren 2, McKinney 2, Bowden 1, Caro 2, Taylor 1; **SIU --** Dearman 2, Roberts 2, Belcher 3, Hairston 1, Brooks 1, Buie 2, Korn 2. **Blocks: CU --** Korver 1, Deren 3, Bowden 1, Dabbert 1, Taylor 2; **SIU --** Dearman 1, Roberts 1. **Steals: CU --** Korver 2, House 1, McKinney 2, Taylor 1, Grimes 1; **SIU --** Williams 2, Roberts 2, Belcher 3, Brooks 2, Korn 1. **Attendance:** 8,878.

2003 – Savvis Center ... St. Louis ... March 10

Creighton	**42**	**38**	**--**		**80**
Southern Illinois	**16**	**40**	**--**		**56**

CU (80)	**FG**	**FT**	**Reb**	**PF**	**TP**
Michael Lindeman	3-7	4-4	7	0	10
Kyle Korver	3-5	4-4	10	3	12
Brody Deren	4-6	1-3	7	1	9
Larry House	9-17	0-0	3	1	20
Tyler McKinney	0-1	0-1	2	2	0
DeAnthony Bowden	4-6	0-0	3	4	8
Nate Funk	1-4	2-3	0	2	4
Kellen Miliner	0-1	0-0	0	0	0
Joe Dabbert	3-5	0-1	3	2	6
Mike Grimes	4-8	3-3	6	1	11
TOTALS	**31-60**	**14-19**	**43**	**16**	**80**

SIU (56)	**FG**	**FT**	**Reb**	**PF**	**TP**
Darren Brooks	6-11	2-2	3	3	15
Jermaine Dearman	5-13	0-0	10	2	10
Sylvester Willis	0-2	2-2	5	2	2
Stetson Hairston	4-9	0-0	2	2	8
Kent Williams	4-12	4-4	3	3	13
Blake Schoen	0-0	0-1	0	1	0
Brad Korn	1-4	2-2	3	3	4
Bryan Turner	0-6	0-0	3	1	0
Josh Warren	2-5	0-0	3	2	4
David Carney	0-2	0-0	0	0	0
TOTALS	**22-64**	**10-11**	**34**	**19**	**56**

Three-Pointers: CU (4-13) -- Korver, 2-3, House, 2-5, McKinney, 0-1, Bowden, 0-1, Funk, 0-2, Miliner, 0-1; **SIU (2-17) --** Brooks, 1-4, Hairston, 0-2, Williams, 1-5, Korn, 0-2, Turner, 0-2, Carney, 0-2. **Assists: CU --** Korver, 6, McKinney, 6, House, 3, Bowden, 1, Dabbert, 1, Grimes, 1; **SIU --** Brooks, 4, Dearman, 2, Willis, 1, Hairston, 1, Williams, 2, Korn, 1, Turner, 2. **Blocks: CU --** Lindeman, 1, Korver, 1, Deren, 1, Funk, 1, Grimes, 1; **SIU --** Brooks, 1, Dearman, 1, Willis, 1, Williams, 1, Korn, 1, Warren, 1. **Steals: CU --** Lindeman, 1, Korver, 2, House, 3; **SIU --** Brooks, 1, Hairston, 1, Williams, 2, Schoen, 2, Turner, 1, Warren, 1. **Attendance:** 14,911.

2004 – Savvis Center ... St. Louis ... March 8

MSU	**22**	**29**	**11**	**12**	**--**	**74**
UNI	**29**	**22**	**11**	**17**	**--**	**79**

MSU (74)	**FG**	**FT**	**Reb**	**PF**	**TP**
Nathan Bilyeu	3-6	4-5	7	3	10
Deven Mitchell	5-8	0-0	6	3	10
Monwell Randle	2-9	0-0	5	3	4
Merrill Andrews	8-15	3-5	10	5	20
Anthony Shavies	3-12	6-6	3	5	12
Tamarr Maclin	2-2	0-2	6	4	4
Eric Smith	1-5	3-6	7	2	5
Blake Ahearn	2-8	2-2	0	1	7
Shelton Colwell	0-0	0-0	1	1	0
Trevyor Fisher	0-2	2-2	1	5	2
TOTALS	**26-67**	**20-28**	**50**	**32**	**74**

UNI (79)	**FG**	**FT**	**Reb**	**PF**	**TP**
David Gruber	2-6	8-8	8	2	12
Matt Schneiderman	2-8	3-4	7	3	8
Erik Crawford	3-12	2-4	6	5	8
Ben Jacobson	9-18	3-3	2	1	26
Brooks McKowen	1-5	3-4	1	3	6
John Little	0-1	1-4	0	2	1
Pete Schmit	1-4	7-10	4	3	10
Grant Stout	4-5	0-1	5	1	8
TOTALS	**22-59**	**27-38**	**41**	**20**	**79**

Three-Pointers: MSU (2-13) -- Bilyeu, 0-1; Mitchell, 0-1; Randle, 0-1; Andrews, 1-2; Shavies, 0-3; Ahearn, 1-5; **UNI (8-28) --** Schneiderman, 1-7; Crawford, 0-6; Jacobson, 5-7; McKowen, 1-5; Little, 0-1; Schmit, 1-2. **Assists: MSU --** Bilyeu, 3; Mitchell, 1; Andrews, 3; Shavies, 2; Ahearn, 1; **UNI --** Gruber, 1; Schneiderman, 1; Crawford, 3; Jacobson, 3; McKowen, 2; Schmit, 1. **Blocks: MSU --** Bilyeu, 1; Maclin, 2; Smith, 1; **UNI --** Schneiderman, 2; Crawford, 1. **Steals: MSU --** Bilyeu, 1; Mitchell, 2; Andrews, 2; Shavies, 1; Maclin, 2; Smith, 2; **UNI --** Gruber, 2; Crawford, 3; Jacobson, 2; McKowen, 1; Schmit, 1. **Attendance:** 7,791.

2005 – Savvis Center ... St. Louis ... March 7

Missouri State	**32**	**25**	**--**		**57**
Creighton	**38**	**37**	**--**		**75**

MSU (57)	**FG**	**FT**	**Reb**	**PF**	**TP**
Nathan Bilyeu	2-7	2-2	7	2	7
Anthony Shavies	4-9	2-2	3	3	10
Tamarr Maclin	3-5	2-4	7	1	8
Tyler Chaney	1-6	0-1	2	2	2
Deke Thompson	5-9	2-4	3	2	14
Drew Richards	0-0	0-0	1	2	0
Blake Ahearn	1-5	0-0	1	0	2
Deven Mitchell	3-6	2-4	6	2	8
Trevyor Fisher	0-1	0-0	0	0	0
Kellen Easley	2-4	2-2	2	0	6
TOTALS	**21-52**	**12-19**	**36**	**14**	**57**

CU (75)	**FG**	**FT**	**Reb**	**PF**	**TP**
Anthony Tolliver	3-6	2-2	7	4	8
Dane Watts	4-8	4-5	4	4	14
Nate Funk	3-12	2-2	7	3	8
Johnny Mathies	5-14	2-2	0	1	14
Tyler McKinney	3-8	0-0	2	1	8
Jeffrey Day	1-2	1-2	3	2	3
Dennis Howard	0-0	0-0	0	0	0
Kellen Miliner	3-4	0-0	5	0	8
Pierce Hibma	0-0	0-0	0	0	0
Jimmy Motz	4-7	0-0	2	0	12
TOTALS	**26-61**	**11-13**	**35**	**15**	**75**

Three-Pointers: MSU (3-12) -- Bilyeu, 1-2; Shavies, 0-1; Chaney, 0-2; Thompson, 2-3; Ahearn, 0-3; Fisher, 0-1; **CU (12-25) --** Watts, 2-4; Funk, 0-4; Mathies, 2-4; McKinney, 2-3; Miliner, 2-3; Motz, 4-7. **Assists: MSU --** Bilyeu, 3; Shavies, 1; Maclin, 1; **CU --** Tolliver, 1; Watts, 1; Funk, 1; Mathies, 5; McKinney, 6; Day, 1; Motz, 1. **Blocks: MSU --** Bilyeu, 4; Maclin, 4; Richards, 1; **CU --** Tolliver, 2; Mathies, 1. **Steals: MSU --** Maclin, 1; Chaney, 1; Ahearn, 1; Mitchell, 2; **CU --** Watts, 1; Funk, 1; Mathies, 2; McKinney, 3. **Attendance:** 8,093.

2006 – Scottrade Center ... St. Louis ... March 5

Bradley	**24**	**22**	**--**		**46**
S. Illinois	**23**	**36**	**--**		**59**

BU (46)	**FG**	**FT**	**Reb**	**PF**	**TP**
M. Sommerville	3-11	4-4	7	4	11
Patrick O'Bryant	7-10	2-4	4	4	16
Tony Bennett	4-13	1-2	10	4	11
J.J. Tauai	0-1	0-0	1	1	0
Daniel Ruffin	1-1	0-0	1	1	2
Will Franklin	2-5	0-2	2	2	4
Zach Andrews	0-1	0-0	0	0	0
Lawrence Wright	1-6	0-0	1	3	2
Danny Adams	0-2	0-0	0	0	0
Brian Lavin	0-0	0-0	0	0	0
TOTALS	**18-50**	**7-12**	**31**	**19**	**46**

MVC Tournament - Championship Game Box Scores

SIU (59)	FG	FT	Reb	PF	TP
Randal Falker	7-15	3-6	16	1	17
Matt Shaw	5-9	3-4	8	0	14
Jamaal Tatum	4-15	6-8	3	2	16
Bryan Mullins	0-2	0-0	3	0	0
Tony Young	2-8	5-5	3	4	9
Austin Brooks	1-2	0-0	2	0	2
Kyle Smithpeters	0-0	0-0	0	0	0
Jamaal Foster	0-0	0-0	2	1	0
Wesley Clemmons	0-2	1-2	4	2	1
Tony Boyle	0-0	0-0	0	0	0
TOTALS	**19-53**	**18-25**	**41**	**10**	**59**

Three-Pointers: BU (3-22) -- Sommerville, 1-7; Bennett, 2-6; Tauai, 0-1; Franklin, 0-3; Wright, 0-3; Adams, 0-2; **SIU (3-13) --** Shaw, 1-3; Tatum, 2-5; Mullins, 0-1; Young, 0-2; Brooks, 0-1; Clemmons, 0-1. **Assists: BU --** Sommerville, 2; Bennett, 5; Ruffin, 1; Franklin, 2; **SIU --** Falker, 2; Shaw, 4; Tatum, 2; Mullins, 1; Young, 1; Foster, 1. **Blocks: BU --** O'Bryant, 3; **SIU --** Falker, 2. **Steals: BU --** Bennett, 2; Ruffin, 1; Franklin, 4; **SIU --** Falker, 1; Shaw, 3; Mullins, 2; Young, 2. **Attendance:** 13,969.

2007 – Scottrade Center ... St. Louis ... March 4

Creighton	**32**	**35**	**--**	**67**
S. Illinois	**28**	**33**	**--**	**61**

CU (67)	FG	FT	Reb	PF	TP
Dane Watts	3-7	4-5	2	4	12
Anthony Tolliver	6-12	3-4	13	2	15
Isacc Miles	0-1	0-0	2	4	0
Nick Porter	3-6	9-12	5	2	15
Nate Funk	9-19	1-3	4	1	19
Josh Dotzler	0-1	4-4	1	2	4
Pierce Hibma	1-1	0-0	0	0	2
Manny Gakou	0-0	0-0	1	0	0
Nick Bahe	0-0	0-0	2	0	0
TOTALS	**22-47**	**21-28**	**32**	**15**	**67**

SIU (61)	FG	FT	Reb	PF	TP
Randal Falker	1-5	1-4	5	5	3
Matt Shaw	3-8	3-4	5	0	11
Jamaal Tatum	8-16	2-2	5	2	21
Bryan Mullins	4-5	0-0	1	5	10
Tony Young	1-5	2-2	2	5	5
Joshua Bone	0-1	0-0	0	0	0
Tyrone Green	0-0	1-2	0	4	1
Wesley Clemmons	2-5	1-2	7	2	6
Tony Boyle	2-4	0-0	0	0	4
TOTALS	**21-49**	**10-16**	**27**	**23**	**61**

Three-Pointers: CU (2-7) -- Watts, 2-6; Funk, 0-1; **SIU (9-20) --** Shaw, 2-4; Tatum, 3-8; Mullins, 2-2; Young, 1-2; Bone, 0-1; Clemmons, 1-3. **Assists: CU --** Tolliver, 1; Porter, 6; Funk, 4; Bahe, 1; **SIU --** Falker, 3; Shaw, 1; Tatum, 1; Green, 1; Clemmons, 1. **Blocks: SIU --** Falker, 1; Shaw, 3; Young, 1; Boyle, 1. **Steals: CU --** Watts, 1; Tolliver, 2; Porter, 2; Funk, 1; **SIU --** Shaw, 1; Mullins, 2; Clemmons, 1; Boyle, 2. **Attendance:** 22,612.

2008 – Scottrade Center ... St. Louis ... March 9

Illinois State	**19**	**30**	**--**	**49**
Drake	**40**	**39**	**--**	**79**

ILS (49)	FG	FT	Reb	PF	TP
Anthony Slack	2-4	2-4	5	1	6
Dinma Odiakosa	3-3	1-2	5	2	7
Osiris Eldridge	6-17	0-0	4	2	14
E. Holloway	1-5	3-4	0	2	5
Boo Richardson	2-4	0-0	2	2	4
Alex Rubin	0-0	0-0	0	0	0
Dom Johnson	3-8	0-0	2	2	6
Julius Moor	1-1	0-0	0	0	2
Sead Odzic	0-0	0-0	0	1	0
Mike Vandello	0-0	0-0	0	0	0
Levi Dyer	0-4	0-0	2	1	0
Brandon Sampay	1-2	0-0	0	1	2
Brandon Holtz	1-1	0-0	1	0	3
TOTALS	**20-49**	**6-10**	**22**	**14**	**49**

DU (79)	FG	FT	Reb	PF	TP
Klayton Korver	4-10	0-0	4	3	10
Jonathan Cox	8-11	2-2	7	2	20
Leonard Houston	3-6	0-0	6	0	8
A. Emmenecker	5-7	6-7	3	2	16
Josh Young	3-8	1-2	6	1	7
Brent Heemskerk	2-4	0-0	4	3	4
J. Baryenbruch	2-4	0-0	0	0	6
Kit Avery	0-0	0-0	0	0	0
Bill Eaddy	1-1	0-0	0	1	3
Josh Parker	2-2	0-0	2	0	5
Tyson Dirks	0-0	0-0	0	0	0
John Michael Hall	0-1	0-0	0	0	0
TOTALS	**30-54**	**9-11**	**34**	**12**	**79**

Three-Pointers: ILS (3-16) -- Eldridge, 2-9; Richardson, 0-1; Johnson, 0-3; Dyer, 0-2; Holtz, 1-1; **DU (10-24) --** Korver, 2-7; Cox, 2-5; Houston, 2-3; Young, 0-3; Baryenbruch, 2-4; Eaddy, 1-1; Parker, 1-1. **Assists: ILS (10) --** Holloway, 4; Richardson, 3; Rubin, 1; Johnson, 1; Vandello. 1; **DU (18) --** Korver, 2; Cox, 2; Houston, 2; Emmenecker, 6; Young, 3; Parker, 2; Hall, 1. **Blocks: ILS (4) --** Slack, 1; Eldridge, 1; Johnson, 1; Dyer, 1; DU (1) – Heemskerk, 1. **Steals: ILS (8) --** Slack, 2; Eldridge, 4; Holloway, 1; Johnson, 1; **DU (7) --** Cox, 3; Houston, 2; Emmenecker, 1; Heemskerk, 1. **Attendance:** 11,088.

2009 – Scottrade Center ... St. Louis ... March 8

Illinois State	**19**	**29**	**9**	**57**
UNI	**27**	**21**	**12**	**60**

ILS (57)	FG	FT	Reb	PF	TP
Dinma Odiakosa	1-7	2-2	10	4	4
Osiris Eldridge	8-19	0-2	6	2	21
E. Holloway	3-12	2-2	4	3	10
Lloyd Phillips	0-7	0-0	3	3	0
Champ Oguchi	4-13	4-4	2	2	14
Alex Rubin	0-0	0-0	1	0	0
Sead Odzic	0-0	0-0	0	0	0
Brandon Sampay	2-3	1-1	8	5	5
Brandon Holtz	1-2	0-0	0	0	3
TOTALS	**19-63**	**9-11**	**37**	**19**	**57**

UNI (60)	FG	FT	Reb	PF	TP
Adam Koch	1-4	4-6	6	3	6
Jordan Eglseder	4-8	0-1	3	1	8
Ali Farokhmanesh	4-5	2-2	3	0	13
Kwadzo Ahelegbe	6-13	2-2	5	2	17
Johnny Moran	1-5	2-2	2	1	4
Brian Haak	0-0	0-0	0	0	0
Travis Brown	1-6	0-0	4	2	2
Kerwin Dunham	0-1	0-0	0	1	0
Lucas O'Rear	2-3	4-4	4	2	8
Adam Rodenberg	1-1	0-0	2	2	2
TOTALS	**20-46**	**14-17**	**33**	**14**	**60**

Three-Pointers: ILS (10-35) -- Eldridge, 5-14; Holloway, 2-8; Phillips, 0-4; Oguchi, 2-7; Holtz, 1-2; **UNI (6-19) --** Koch, 0-1; Farokhmanesh, 3-4; Ahelegbe, 3-5; Moran, 0-3; Brown, 0-4; Dunham, 0-1; O'Rear, 0-1. **Assists: ILS (9) --** Odiakosa, 2; Eldridge, 3; Phillips, 1; Rubin, 1; Odzic, 2; **UNI (7) --** Koch, 4; Farokhmanesh, 1; Moran, 1; Brown, 1. **Blocks: ILS (5) --** Odiakosa, 1; Eldridge, 2; Oguchi, 1; Sampay, 1; **UNI (5) --** Koch, 2; Eglseder, 2; Rodenberg, 1. **Steals: ILS (8) --** Eldridge, 2; Holloway, 4; Phillips, 1; Sampay, 1; **UNI (2) --** Brown, 1; Rodenberg, 1. **Attendance:** 9,136.

2010 – Scottrade Center ... St. Louis ... March 7

Wichita State	**31**	**21**	**--**	**52**
UNI	**28**	**39**	**--**	**67**

WSU (52)	FG	FT	Reb	PF	TP
J.T. Durley	2-5	1-1	6	3	5
Garrett Stutz	4-10	2-4	6	4	11
Clevin Hannah	4-8	0-0	6	1	12
Graham Hatch	2-9	2-2	4	0	8
Toure' Murry	2-8	2-2	7	4	6
Aaron Ellis	1-4	0-0	4	3	2
Demetric Williams	2-7	2-4	0	5	8
Gabe Blair	0-1	0-0	3	2	0
TOTALS	**17-52**	**9-13**	**39**	**22**	**52**

UNI (67)	FG	FT	Reb	PF	TP
Adam Koch	0-3	0-1	4	4	0
Jordan Eglseder	3-8	4-5	4	1	10
Ali Farokhmanesh	2-7	0-0	3	0	5
Kwadzo Ahelegbe	5-10	12-14	5	2	24
Johnny Moran	1-4	0-0	2	1	3
Jake Koch	5-7	0-0	2	0	13
Kerwin Dunham	1-1	0-0	0	2	3
Marc Sonnen	0-2	0-0	1	1	0
Lucas O'Rear	1-1	1-3	2	4	4
Anthony James	2-3	0-0	0	3	5
TOTALS	**20-46**	**17-23**	**27**	**18**	**67**

Three-Pointers: WSU (9-24) -- Durley, 0-1; Stutz, 1-2; Hatch, 2-2; Murry, 2-2; Williams, 2-4; **UNI (10-20) --** A. Koch, 0-1; Eglseder, 4-5; Ahelegbe, 12-14; O'Rear, 1-3. **Assists: WSU (6) --** Durley, 1; Stutz, 2; Hannah, 1; Murry, 1; Williams, 1; **UNI (9) --** Eglseder, 1; Farokhmanesh, 2; J. Koch, 2; Dunham, 3; O'Rear, 1. **Blocks: WSU (2) --** Stutz, 2; **UNI (7) --** A. Koch, 2; Eglseder, 5. **Steals: WSU (0)**; **UNI (9) --** Eglseder, 2; Ahelegbe, 2; Moran, 1; J. Koch, 2; Dunham, 1; O'Rear, 1. **Attendance:** 9,297.

2011 – Scottrade Center ... St. Louis ... March 6

Indiana State	**28**	**32**	**--**	**60**
Missouri State	**31**	**25**	**--**	**56**

INS (60)	FG	FT	Reb	PF	TP
Carl Richard	3-5	2-2	4	2	9
Myles Walker	2-5	1-4	5	2	5
Jake Odum	3-6	6-10	4	4	12
Dwayne Lathan	1-4	2-3	6	1	4
Aaron Carter	3-5	7-9	4	2	15
Lucas Eitel	0-0	0-0	0	0	0
Jake Kelly	1-1	3-4	2	0	5
Isiah Martin	0-0	0-0	0	0	0
Jordan Printy	3-5	0-0	1	1	8
Steve McWhorter	0-0	0-0	1	1	0
R.J. Mahurin	1-3	0-0	0	1	2
TOTALS	**17-34**	**21-32**	**30**	**14**	**60**

MSU (56)	FG	FT	Reb	PF	TP
Kyle Weems	3-16	3-4	8	3	11
Will Creekmore	2-5	1-3	7	2	5
Nafis Ricks	1-5	5-6	3	5	7
Adam Leonard	4-13	0-0	5	1	11
Jermaine Mallett	7-15	0-0	8	4	17
Caleb Patterson	1-2	2-2	0	0	4
Nathan Scheer	0-2	0-0	1	4	0
Nick Valla	0-0	1-2	1	3	1
Corey Copeland	0-0	0-0	0	0	0
Isaiah Rhine	0-1	0-0	2	1	0
TOTALS	**18-59**	**12-17**	**39**	**23**	**56**

MVC Tournament - Championship Game Box Scores

Three-Pointers: INS (5-12) -- Richard, 1-2; Odum, 0-1; Lathan, 0-1; Carter, 2-3; Printy, 2-3; Mahurin, 0-2; **MSU (8-27) --** Weems, 2-6; Leonard, 3-11; Mallett, 3-8; Scheer, 0-2. **Assists: INS (5) --** Odum, 2; Carter, 1; McWhorter, 2; **MSU (4) --** Weems, 1; Creekmore, 1; Ricks, 2. **Blocks: INS (8) --** Richard, 1; Walker, 3; Odum, 1; Carter, 2; Mahurin, 1; **MSU (2) --** Creekmore, 1; Rhine, 1. **Steals: INS (3) --** Richard, 1; Odum, 1; Lathan, 1; **MSU (8) --** Weems, 1; Ricks, 2; Leonard, 2; Mallett, 3. **Attendance:** 10,171.

2012 – Scottrade Center ... St. Louis ... March 4

Illinois State	**31**	**35**	**13**	**79**
Creighton	**30**	**36**	**17**	**83**

ILS (79)	FG	FT	Reb	PF	TP
Jon Ekey	4-6	1-2	3	1	13
Jackie Carmichael	6-11	4-5	9	1	17
Tyler Brown	6-18	2-2	2	2	16
Nic Moore	6-15	6-6	4	3	20
John Wilkins	2-5	0-0	4	4	5
Bryant Allen	2-6	0-0	2	3	5
Anthony Cousin	1-5	0-0	3	3	3
Zeke Upshaw	0-0	0-0	2	0	0
TOTALS	**27-66**	**13-15**	**33**	**17**	**79**

CU (83)	FG	FT	Reb	PF	TP
Doug McDermott	12-18	6-6	6	1	33
G. Echenique	4-8	0-0	7	4	8
Grant Gibbs	8-13	2-2	7	3	20
Jahenns Manigat	1-2	0-0	2	3	3
Antoine Young	3-9	8-14	4	3	14
Justin Chatman	0-2	0-0	1	1	0
Josh Jones	1-4	0-0	3	0	2
Avery Dingman	0-3	0-0	2	1	0
Will Artino	0-0	0-0	2	1	0
Ethan Wragge	1-3	0-0	2	1	3
TOTALS	**30-62**	**16-22**	**42**	**18**	**83**

Three-Pointers: ILS (12-29) -- Ekey, 4-6; Carmichael, 1-1; Brown, 2-6; Moore, 2-6; Wilkins, 1-1; Allen, 1-3; Cousin, 1-3; **CU (7-19) --** McDermott, 3-5; Gibbs, 2-3; Manigat, 1-2; Chatman, 0-1; Jones, 0-2; Dingman, 0-3; Wragge, 1-3. **Assists: ILS (13) --** Ekey, 2; Brown, 2; Moore, 5; Allen, 1; Cousin, 3; **CU (16) --** McDermott, 1; Echenique, 2; Gibbs, 5; Young, 4; Chatman, 1; Jones, 3. **Blocks: ILS (6) --** Ekey, 3; Carmichael, 2; Allen, 1; **CU (1) --** Wragge, 1. **Steals: ILS (3) --** Brown, 2; Cousin, 1; **CU (2) --** Gibbs, 1; Manigat, 1. **Attendance:** 12,380.

2013 – Scottrade Center ... St. Louis ... March 10

Wichita State	**28**	**37**	**--**	**65**
Creighton	**30**	**38**	**--**	**68**

WSU (65)	FG	FT	Reb	PF	TP
Carl Hall	4-14	5-8	6	2	13
Ehimen Orukpe	0-2	0-0	3	0	0
Malcolm Armstead	10-20	4-5	9	1	28
Demetric Williams	0-5	0-0	3	3	0
Tekele Cotton	3-4	1-2	6	1	8
Cleanthony Early	1-5	0-1	4	4	2
Nick Wiggins	2-3	0-0	0	0	5
Fred VanVleet	0-1	0-0	0	0	0
Ron Baker	3-7	0-0	6	4	7
Jake White	0-6	2-2	2	1	2
TOTALS	**23-67**	**12-18**	**42**	**16**	**65**

CU (68)	FG	FT	Reb	PF	TP
Doug McDermott	5-13	4-5	4	3	14
G. Echenique	3-7	3-4	11	4	9
Austin Chatman	0-5	1-2	2	1	1
Grant Gibbs	3-6	3-5	6	3	11
Jahenns Manigat	6-11	0-0	5	2	16
Avery Dingman	0-1	0-0	2	0	0
Will Artino	0-1	2-4	5	2	2
Ethan Wragge	5-9	0-0	1	1	15
TOTALS	**22-53**	**13-20**	**41**	**16**	**68**

Three-Pointers: WSU (7-21) -- Armstead, 4-9; Williams, 0-4; Cotton, 1-2; Early, 0-1; Wiggins, 1-2; Baker, 1-3; **CU (11-24) --** McDermott, 0-3; Chatman, 0-2; Gibbs, 2-2; Manigat, 4-8; Wragge, 5-9. **Assists: WSU (7) --** Hall, 1; Armstead, 3; Williams, 1; Baker, 1; White, 1; **CU (18) --** Echenique, 1; Chatman, 7; Gibbs, 7; Manigat, 3. **Blocks: WSU (6) --** Hall, 4; Orukpe, 1; Cotton, 1; **CU (7) --** Echenique, 6; Manigat, 1. **Steals: WSU (6) --** Armstead, 4; Williams, 1; Wiggins, 1; **CU (2) --** Chatman, 2. **Attendance:** 16,659.

2014 – Scottrade Center ... St. Louis ... March 9

Indiana State	**29**	**40**	**--**	**69**
Wichita State	**39**	**44**	**--**	**83**

INS (69)	FG	FT	Reb	PF	TP
Jake Kitchell	2-5	0-0	4	3	5
Justin Gant	7-11	0-0	3	4	18
Manny Arop	6-13	5-5	7	4	18
Dawon Cummings	3-8	1-2	4	1	8
Jake Odum	2-9	4-6	5	4	8
Lucas Eitel	1-1	0-0	2	2	3
Devonte Brown	0-3	3-4	1	3	3
Demetrius Moore	0-0	0-0	0	2	0
Brandon Burnett	0-0	0-0	0	0	0
Khristian Smith	2-6	2-4	3	2	6
TJ Bell	0-0	0-0	0	0	0
TOTALS	**23-56**	**15-21**	**35**	**25**	**69**

WSU (83)	FG	FT	Reb	PF	TP
Cleanthony Early	3-8	3-3	4	3	10
Kadeem Coleby	0-1	0-0	2	4	0
Fred VanVleet	9-14	0-0	5	1	22
Ron Baker	3-11	8-9	2	2	14
Tekele Cotton	6-11	4-6	3	2	20
Chadrack Lufile	2-6	0-1	8	0	4
Derail Green	1-1	0-0	1	0	2
Evan Wessel	0-0	0-0	1	2	0
Zach Bush	0-1	0-0	0	0	0
Darius Carter	3-6	4-7	7	1	10
John Robert Simon	0-0	0-0	0	0	0
Nick Wiggins	0-1	1-2	2	0	1
TOTALS	**27-60**	**20-28**	**41**	**15**	**83**

Three-Pointers: INS (8-19) -- Kitchell, 1-1; Gant, 4-6; Arop, 1-2; Cummings, 1-5; Odum, 0-2; Eitel, 1-1; Brown, 0-1; Smith, 0-1; **WSU (9-22) --** Early, 1-3; VanVleet, 4-6; Baker, 0-6; Cotton, 4-6; Bush, 0-1. **Assists: INS (10) --** Kitchell, 1; Cummings, 2; Odum, 7; **WSU (10) --** Early, 1; VanVleet, 5; Baker, 3; Cotton, 1. **Blocks: INS (3) --** Kitchell, 2; Cummings, 1; **WSU (3) --** Early, 1; Baker, 2. **Steals: INS (4) --** Cummings, 2; Brown, 2; **WSU (7) --** Early, 1; VanVleet, 2; Baker, 2; Cotton, 1; Wessel, 1. **Attendance:** 12,125.

2015 – Scottrade Center ... St. Louis ... March 8

Illinois State	**36**	**24**	**--**	**60**
UNI	**22**	**47**	**--**	**69**

ILS (60)	FG	FT	Reb	PF	TP
Deontae Hawkins	5-10	0-0	4	5	14
Reggie Lynch	4-8	1-2	5	4	9
Paris Lee	0-3	1-2	1	3	1
Daishon Knight	7-12	0-0	6	1	16
D. Akoon-Purcell	3-15	1-3	5	3	8
John Jones	0-0	0-0	1	2	0
MiKyle McIntosh	1-2	1-2	3	5	3
Tony Wills	0-0	0-0	0	0	0
Justin McCloud	3-4	0-0	2	1	9
TOTALS	**23-54**	**4-9**	**34**	**24**	**60**

UNI (69)	FG	FT	Reb	PF	TP
Seth Tuttle	5-11	5-6	9	0	15
Marvin Singleton	1-3	2-2	3	2	4
Deon Mitchell	3-11	4-4	5	2	10
Matt Bohannon	2-8	3-4	8	2	9
Jeremy Morgan	3-6	0-0	2	3	9
Paul Jesperson	1-3	0-0	0	1	2
Wes Washpun	1-3	3-4	1	0	5
Nate Buss	4-7	5-6	2	1	15
Bennett Koch	0-0	0-0	0	0	0
Wyatt Lohaus	0-2	0-0	0	2	0
TOTALS	**20-54**	**22-26**	**36**	**13**	**69**

Three-Pointers: ILS (10-24) -- Hawkins, 4-8; Lee, 0-2; Knight, 2-6; Akoon-Purcell, 1-5; McCloud, 3-3; **UNI (7-22) --** Tuttle, 0-2; Mitchell, 0-2; Bohannon, 2-6; Morgan, 3-5; Jesperson, 0-1; Washpun, 0-1; Buss, 2-5. **Assists: ILS (11) --** Hawkins, 1; Lee, 4; Knight, 4; Akoon-Purcell, 1; Jones, 1; **UNI (8) --** Tuttle, 3; Mitchell, 2; Morgan, 3. **Blocks: ILS (4) --** Lynch, 3; Jones, 1; **UNI (2) --** Buss, 2. **Steals: ILS (2) --** Knight, 1; Wills, 1; **UNI (6) --** Tuttle, 1; Bohannon, 1; Morgan, 3; Jesperson, 1. **Attendance:** 13,552.

2016 – Scottrade Center ... St. Louis ... March 6

UNI	**32**	**24**	**--**	**56**
Evansville	**18**	**36**	**--**	**54**

UNI (56)	FG	FT	Reb	PF	TP
Bennett Koch	0-2	0-0	3	3	0
Paul Jesperson	1-5	0-0	6	1	2
Matt Bohannon	1-4	0-0	3	0	2
Wes Washpun	6-12	6-9	5	3	18
Jeremy Morgan	4-6	2-2	4	2	14
Klint Carlson	8-12	0-1	5	3	17
Ted Friedman	0-0	0-0	2	0	0
Wyatt Lohaus	1-6	0-0	1	1	3
TOTALS	**21-47**	**8-12**	**30**	**13**	**56**

UE (54)	FG	FT	Reb	PF	TP
Blake Simmons	2-6	0-0	1	3	6
E. Mockevicius	1-4	4-8	19	3	6
Jaylon Brown	7-16	1-1	5	3	18
Adam Wing	2-4	0-0	1	2	4
D.J. Balentine	8-18	3-4	4	3	20
Mislav Brzoja	0-6	0-0	2	0	0
TOTALS	**20-54**	**8-13**	**36**	**14**	**54**

Three-Pointers: UNI (6-18) -- Jesperson, 0-3; Bohannon, 0-3; Washpun, 0-1; Morgan, 4-5; Carlson, 1-4; Lohaus, 1-2; **UE (6-22) --** Simmons, 2-4; Brown, 3-9; Wing, 0-1; Balentine, 1-4; Brzoja, 0-4. **Assists: UNI (6) --** Jesperson, 1; Washpun, 3; Morgan, 1; Carlson, 1; **UE (12) --** Simmons, 2; Brown, 3; Wing, 1; Balentine, 5; Brzoja, 1. **Blocks: UNI (5) --** Washpun, 1; Morgan, 4; **UE (4) --** Simmons, 1; Mockevicius 3. **Steals: UNI (4) --** Jesperson, 1; Washpun, 2; Morgan, 1; **UE (3) --** Brown, 1; Wing, 1; Brzoja, 1. **Attendance:** 9,765.

MVC Tournament - Championship Game Box Scores

2017 – Scottrade Center ... St. Louis ... March 5

Wichita State	**33**	**38**	**--**	**71**
Illinois State	**25**	**26**	**--**	**51**

WSU (71)	**FG**	**FT**	**Reb**	**PF**	**TP**
Zach Brown	1-3	0-2	4	3	2
Shaq Morris	2-3	0-0	10	3	4
Markis McDuffie	2-6	11-11	2	3	16
Landry Shamet	5-11	1-2	1	1	14
Conner Frankamp	6-12	4-6	3	1	19
Rashard Kelly	0-4	1-2	8	4	1
Daishon Smith	0-2	2-4	0	0	2
C.J. Keyser	0-1	0-0	1	0	0
Zach Bush	0-0	0-0	0	0	0
Austin Reaves	0-0	1-2	2	0	1
John Robert Simon	0-0	0-0	0	0	0
Rauno Nurger	0-3	3-4	1	1	3
Darral Willis Jr.	3-5	3-4	7	2	9
Eric Hamilton	0-0	0-0	0	0	0
TOTALS	**19-50**	**26-37**	**42**	**18**	**71**

ISU (51)	**FG**	**FT**	**Reb**	**PF**	**TP**
Phil Fayne	0-1	2-2	4	5	2
MiKyle McIntosh	4-12	6-11	7	5	16
Deontae Hawkins	2-8	0-0	5	5	5
Paris Lee	7-21	2-4	6	1	18
Tony Wills	0-4	1-2	3	4	1
DJ Clayton	2-5	0-0	6	1	4
Keyshawn Evans	1-4	0-0	1	3	3
Daouda Ndiaye	1-2	0-0	7	4	2
Madison Williams	0-0	0-0	0	0	0
Javaka Thompson	0-1	0-0	0	0	0
TOTALS	**17-58**	**11-19**	**41**	**28**	**51**

Three-Pointers: WSU (7-16) -- McDuffie, 1-4; Shamet, 3-4; Frankamp, 3-6; Smith, 0-2; **ISU (6-28) --** McIntosh, 2-5; Hawkins, 1-4; Lee, 2-9; Wills, 0-3; Clayton, 0-2; Evans, 1-4; Thompson, 0-1. **Assists: WSU (7) --** Brown, 1; Morris, 1; Shamet, 1; Frankamp, 1; Kelly, 2; Reaves, 1; **ISU (3) --** Lee, 2; Wills, 1. **Blocks: WSU (5) --** Morris, 1; Shamet, 1; Willis Jr., 3; **ISU (5) --** McIntosh, 2; Hawkins, 2; Ndiaye, 1. **Steals: WSU (5) --** McDuffie, 2; Kelly, 1; Smith, 2; **ILS (3) --** Lee, 1; Wills, 1; Clayton, 1. **Attendance:** 11,744.

2018 – Scottrade Center ... St. Louis ... March 4

Illinois State	**27**	**22**	**--**	**49**
Loyola	**36**	**29**	**--**	**65**

ILS (49)	**FG**	**FT**	**Reb**	**PF**	**TP**
Phil Fayne	5-12	2-4	12	4	12
Milik Yarbrough	6-15	0-0	4	4	12
Keyshawn Evans	3-15	0-0	2	0	7
William Tinsley	3-10	0-0	10	3	8
Madison Williams	0-2	0-0	1	4	0
Isaac Gassman	3-6	0-0	3	1	8
Daouda Ndiaye	1-1	0-0	3	0	2
Matt Hein	0-5	0-0	1	1	0
Taylor Bruninga	0-0	0-0	2	0	0
TOTALS	**21-66**	**2-4**	**38**	**17**	**49**

LUC (65)	**FG**	**FT**	**Reb**	**PF**	**TP**
Donte Ingram	5-11	4-5	8	0	18
Cameron Krutwig	5-9	1-2	9	0	11
Marques Townes	2-7	0-2	7	0	4
Clayton Custer	2-9	1-2	2	1	6
Ben Richardson	3-5	0-0	5	1	8
Lucas Williamson	2-4	1-2	1	1	7
Bruno Skokna	0-1	2-2	1	0	2
Christian Negron	1-1	0-0	0	0	2
Cam Satterwhite	0-0	1-2	3	0	1
Aundre Jackson	2-6	2-2	1	2	6
Carson Shanks	0-0	0-0	0	0	0
TOTALS	**22-53**	**12-19**	**43**	**5**	**65**

Three-Pointers: ILS (5-25) -- Yarbrough, 0-1; Evans, 1-9; Tinsley, 2-6; Williams, 0-1; Gassman, 2-5; Hein, 0-3; **LUC (9-24) --** Ingram, 4-9; Townes, 0-3; Custer, 1-5; Richardson, 2-3; Williamson, 2-3; Skokna, 0-1. **Assists: ILS (14) --** Fayne, 1; Yarbrough, 5; Evans, 3; Williams, 1; Gassman, 1; Hein, 3; **LUC (15) --** Ingram, 1; Townes, 2; Custer, 6; Richardson, 2; Williamson, 1; Satterwhite, 3. **Blocks: ILS (4) --** Fayne, 1; Tinsley, 2; Williams, 1; **LUC (1) --** Krutwig. **Steals: ILS (7) --** Fayne, 3; Tinsley, 1; Williams, 1; Gassman, 1; Hein, 1; **LUC (6) --** Ingram, 2; Townes, 1; Richardson, 1; Williamson, 2. **Attendance:** 8,056.

2019 – Enterprise Center ... St. Louis ... March 10

UNI	**27**	**27**	**--**	**54**
Bradley	**15**	**42**	**--**	**57**

UNI (54)	**FG**	**FT**	**Reb**	**PF**	**TP**
Luke McDonnell	4-6	0-1	5	4	8
AJ Green	8-20	4-4	3	2	23
Trae Berhow	3-7	0-0	3	1	9
Wyatt Lohaus	3-12	0-0	0	0	6
Isaiah Brown	2-2	0-0	4	3	5
Tywhon Pickford	1-4	0-0	6	0	3
Justin Dahl	0-5	0-0	7	4	0
Spencer Haldeman	0-3	0-0	1	0	0
TOTALS	**21-59**	**4-5**	**35**	**14**	**54**

BU (57)	**FG**	**FT**	**Reb**	**PF**	**TP**
Elijah Childs	7-16	2-2	5	1	16
Luuk van Bree	2-6	0-0	2	2	4
Luqman Lundy	5-5	0-0	8	0	11
Darrell Brown	3-10	0-0	0	1	7
Lautier-Ogunleye	2-9	8-8	6	1	13
Koch Bar	0-0	0-2	1	0	0
Ja'Shon Henry	0-1	0-0	3	4	0
Nate Kennell	2-6	0-0	2	2	6
TOTALS	**21-53**	**10-12**	**33**	**11**	**57**

Three-Pointers: UNI (8-20) -- McDonnell, 0-1; Green, 3-6; Berhow, 3-7; Lohaus, 0-2; Brown, 1-1; Pickford, 1-1; Haldeman, 0-2; **BU (5-17) --** Childs, 0-1; van Bree, 0-3; Lundy, 1-1; Brown, 1-5; Lautier-Ogunleye, 1-4; Kennell, 2-3. **Assists: UNI (8) --** McDonnell, 1; Green, 5; Lohaus, 2; **BU (9) --** Childs, 1; Lundy, 1; Brown, 2; Lautier-Ogunleye, 3; Kennell, 2. **Blocks: UNI (3) --** McDonnell, 1; Pickford, 1; Dahl, 1; **BU (3) --** Childs, 3. **Steals: UNI (5) --** McDonnell, 1; Green, 1; Berhow, 1; Dahl, 2; **BU (0)**. **Attendance:** 8,108.

2020 – Enterprise Center ... St. Louis ... March 8

Valparaiso	**38**	**28**	**--**	**66**
Bradley	**36**	**44**	**--**	**80**

VALPO (66)	**FG**	**FT**	**Reb**	**PF**	**TP**
Donovan Clay	4-11	0-0	1	1	8
Mileek McMillan	1-4	0-0	3	2	3
John Kiser	3-8	0-0	4	3	8
Freeman-Liberty	8-18	6-8	10	2	24
Ryan Fazekas	2-7	0-0	2	5	6
Daniel Sackey	3-6	1-2	3	1	8
Eron Gordon	1-1	0-0	1	1	3
Ben Krikke	2-4	1-2	2	1	6
TOTALS	**24-59**	**8-12**	**30**	**16**	**66**

BU (80)	**FG**	**FT**	**Reb**	**PF**	**TP**
Elijah Childs	7-12	3-4	8	2	17
Koch Bar	0-1	0-0	7	0	0
Danya Kingsby	1-5	0-0	2	1	2
Darrell Brown	6-14	5-6	2	2	21
Nate Kennell	6-11	0-0	1	3	14
Ari Boya	0-1	0-0	4	1	0
Antonio Thomas	0-0	0-0	0	0	0
Sean Houpt	0-0	0-0	0	0	0
Ja'Shon Henry	7-9	2-2	7	3	16
Ville Tahvanainen	2-7	4-4	3	0	10
TOTALS	**29-60**	**14-16**	**38**	**12**	**80**

Three-Pointers: VU (10-29) -- Clay, 0-4; McMillan, 1-3; Kiser, 2-5; Freeman-Liberty, 2-6; Fazekas, 2-6; Sackey, 1-3; Gordon, 1-1; Krikke, 1-1; **BU (8-17) --** Kingsby, 0-1; Brown, 4-6; Kennell, 2-4; Tahvanainen, 2-6. **Assists: VU (14) --** Clay, 4; McMillan, 3; Kiser, 2; Freeman-Liberty, 1; Fazekas, 1; Sackey, 3; **BU (15) --** Brown, 9; Kennell, 4; Tahvanainen, 2. **Blocks: VU(3) --** Clay, 1; Kiser 2; **BU (2) --** Childs, 1; Brown, 1. **Steals: VU (5) --** Clay, 1; McMillan, 1; Freeman-Liberty, 2; Sackey, 1; **BU (5)** – Childs, 2; Bar, 1; Kingsby, 1; Brown, 1. **Attendance:** 8,016.

2021 – Enterprise Center ... St. Louis ... March 7

Drake	**31**	**34**	**--**	**65**
Loyola	**36**	**39**	**--**	**75**

DU (65)	**FG**	**FT**	**Reb**	**PF**	**TP**
Tremell Murphy	8-10	3-3	5	2	20
Darnell Brodie	4-9	1-3	11	3	9
D.J. Wilkins	6-14	4-4	1	2	20
Joseph Yesufu	4-15	2-2	1	3	12
Garrett Sturtz	2-5	0-0	3	2	4
Issa Samake	0-0	0-0	1	2	0
Jonah Jackson	0-2	0-0	0	0	0
TOTALS	**24-55**	**10-12**	**23**	**14**	**65**

LUC (75)	**FG**	**FT**	**Reb**	**PF**	**TP**
Aher Uguak	2-4	2-2	7	2	2
Cameron Krutwig	7-12	6-6	8	3	20
Lucas Williamson	2-3	1-1	3	3	6
Braden Norris	6-11	3-4	1	2	20
Keith Clemons	5-6	0-0	2	2	13
Marquise Kennedy	1-4	0-1	2	1	1
Tate Hall	1-2	0-0	3	1	0
TOTALS	**26-44**	**13-15**	**28**	**15**	**75**

Three-Pointers: DU (7-16) -- Murphy, 1-1; Wilkins, 4-7; Yesufu, 2-6; Jackson, 0-2; **LUC (10-17) --** Williamson, 1-1; Norris, 5-9; Clemons, 3-3; Kennedy, 0-2; Hall, 1-2. **Assists: DU (11) --** Murphy, 2; Brodie, 2; Wilkins, 4; Yesufu, 2; Sturtz, 1; **LUC (19) --** Uguak, 3; Krutwig, 4; Williamson, 1; Norris, 3; Clemons, 2; Kennedy, 2; Hall, 4. **Blocks: DU (0)**; **LUC (4) --** Krutwig, 2; Williamson, 1; Hall, 1. **Steals: DU (6) --** Brodie, 1; Yesufu, 3; Sturtz, 2; **LUC (5)** – Uguak, 2; Norris, 3. **Attendance:** 1,265.

2022 – Enterprise Center ... St. Louis ... March 6

Loyola	**27**	**37**	**--**	**64**
Drake	**25**	**33**	**--**	**58**

LUC (64)	**FG**	**FT**	**Reb**	**PF**	**TP**
Chris Knight	0-1	0-0	2	4	0
Aher Uguak	5-11	6-7	10	2	16
Lucas Williamson	6-12	5-7	10	0	18
Braden Norris	3-8	2-2	2	1	10
Tate Hall	1-5	0-0	4	3	2
Tom Welch	0-1	0-0	1	3	0
Marquise Kennedy	2-11	1-4	7	5	5
Ryan Schwieger	4-7	3-4	5	4	13
Keith Clemons	0-0	0-0	0	0	0
TOTALS	**21-56**	**17-24**	**42**	**22**	**64**

DU (58)	**FG**	**FT**	**Reb**	**PF**	**TP**
Tremell Murphy	3-9	0-0	5	1	8
ShanQuan Hemphill	3-7	0-2	10	4	6
Roman Penn	6-16	6-8	2	4	18
Garrett Sturtz	3-8	1-1	6	5	7
Tucker DeVries	4-14	4-5	8	3	15
Darnell Brodie	2-4	0-2	6	3	4
Ayo Akinwole	0-1	0-0	0	2	0
Okay Djamgouz	0-0	0-0	0	0	0
TOTALS	**21-59**	**11-18**	**40**	**22**	**58**

MVC Tournament - Championship Game Box Scores

Three-Pointers: LUC (5-22) -- Uguak, 0-2; Williamson, 1-3; Norris, 2-6; Hall, 0-2; Kennedy, 0-5; Schwieger, 2-4; **DU (5-20) --** Murphy, 2-7; Penn, 0-4; Sturtz, 0-1; DeVries, 3-7; Akinwole, 0-1. **Assists: LUC (11) --** Knight, 1; Uguak, 2; Williamson, 2; Norris, 1; Kennedy, 4; Schwieger, 1; **DU (11) --** Murphy, 1; Penn, 4; Sturtz, 2; DeVries, 3; Akinwole, 1. **Blocks: LUC (1)** Knight, 1**; DU (8) --** Murphy, 2; DeVries, 5; Brodie, 1. **Steals: LUC (8) --** Knight, 1; Uguak, 1; Williamson, 1; Hall, 1; Kennedy, 2; Schwieger, 2; **DU (6)** – Murphy, 1; Hemphill, 1; Sturtz, 4. **Attendance:** 5,164.

2023 – Enterprise Center ... St. Louis ... March 5

Drake	**41**	**36**	**--**	**77**
Bradley	**21**	**30**	**--**	**51**

DU (77)	**FG**	**FT**	**Reb**	**PF**	**TP**
Darnell Brodie	4-5	3-6	9	1	12
D.J. Wilkins	2-4	0-0	2	2	6
Roman Penn	3-12	3-4	4	1	9
Garrett Sturtz	5-5	2-2	2	4	12
Tucker DeVries	8-14	3-4	6	1	22
Conor Enright	2-4	0-0	3	3	4
Sardaar Calhoun	3-5	0-0	4	0	8
Nate Ferguson	1-1	2-2	4	2	4
Okay Djamgouz	0-0	0-0	0	0	0
Bryceson Burns	0-0	0-0	0	0	0
Eric Northweather	0-0	0-0	0	1	0
TOTALS	**28-50**	**13-18**	**34**	**15**	**77**

BRAD (51)	**FG**	**FT**	**Reb**	**PF**	**TP**
Malevy Leons	3-10	0-0	2	3	8
Rienk Mast	3-6	0-0	6	0	6
Zek Montgomery	2-4	1-2	0	4	7
Connor Hickman	2-8	0-0	2	2	4
Duke Deen	3-11	2-2	5	2	9
Ja'Shon Henry	4-8	2-4	2	2	10
Christian Davis	0-3	0-0	2	1	0
Darius Hannah	1-2	2-2	2	0	4
Pop Weathers	0-2	0-0	1	0	0
Ahmet Jonovic	1-1	1-2	1	0	3
Cade Hardtke	0-0	0-0	0	0	0
Sam Hennessy	0-0	0-0	0	0	0
Goanar Biliew	0-0	0-0	0	0	0
Connor Linke	0-0	0-0	0	0	0
TOTALS	**19-55**	**8-12**	**25**	**14**	**51**

Three-Pointers: DU (8-14) -- Brodie, 1-1; Wilkins, 2-3; DeVries, 3-6; Calhoun, 2-4; **BRAD (5-19) --** Leons, 2-5; Mast, 0-1; Montgomery, 2-3; Hickman, 0-3; Deen, 1-5; Davis, 0-2. **Assists: DU (11) --** Brodie, 1; Penn, 6; Enright, 1; Calhoun, 2; Djamgouz, 1; **BRAD (9) --** Leons, 1; Mast, 3; Montgomery, 1; Deen, 2; Henry, 1. **Blocks: DU (3)** Brodie, 2; Calhoun, 1**; BRAD (0)**. **Steals: DU (4) --** Wilkins, 1; Penn, 1; DeVries, 1; Calhoun, 1; **BRAD (4)** – Leons, 1; Henry, 1; Davis, 2. **Attendance:** 6,706.

2024 – Enterprise Center ... St. Louis ... March 10

Drake	**45**	**39**	**--**	**84**
Indiana State	**32**	**48**	**--**	**80**

DU (84)	**FG**	**FT**	**Reb**	**PF**	**TP**
Darnell Brodie	6-9	5-6	8	2	17
Kevin Overton	1-4	2-2	3	3	5
Conor Enright	3-4	0-0	3	4	9
Atin Wright	7-13	0-0	3	1	17
Tucker DeVries	11-19	1-2	7	4	27
Kyron Gibson	0-2	0-0	0	0	0
Colby Garland	3-9	1-1	2	1	7
Nate Ferguson	0-0	2-2	0	0	2
Carlos Rosario	0-0	0-0	1	0	0
TOTALS	**31-60**	**11-13**	**28**	**15**	**84**

INS (80)	**FG**	**FT**	**Reb**	**PF**	**TP**
Robbie Avila	6-14	2-2	7	4	15
Julian Larry	4-10	1-2	4	3	10
Isaiah Swope	6-13	4-4	3	0	19
Ryan Conwell	6-11	0-0	7	4	13
Jayson Kent	9-10	3-5	9	1	22
Xavier Bledson	0-1	0-0	2	2	0
Jake Wolfe	0-0	1-2	0	1	1
TOTALS	**31-59**	**11-15**	**32**	**15**	**80**

Three-Pointers: DU (11-18) -- Overton, 1-2; Enright, 3-4; Wright, 3-6; DeVries, 4-5; Gibson, 0-1; **INS (7-24) --** Avila, 1-7; Larry, 1-2; Swope, 3-8; Conwell, 1-4; Kent, 1-2; Bledson, 0-1. **Assists: DU (12) --** Brodie, 1; Enright, 3; Wright, 1; DeVries, 5; Gibson, 1; Garland, 1; **INS (13) --** Avila, 4; Larry, 5; Swope, 2; Conwell, 1; Bledson, 1. **Blocks: DU (2)** Enright, 1; Ferguson, 1**; INS (1) --** Conwell, 1. **Steals: DU (5) --** Brodie, 2; Overton, 1; Enright, 1; Wright, 1; **INS (7)** – Avila, 1; Swope, 1; Conwell, 3; Kent, 1; Bledson, 1. **Attendance:** 6,837.

2025 – Enterprise Center ... St. Louis ... March 9

Bradley	**27**	**21**	**--**	**48**
Drake	**31**	**32**	**--**	**63**

BRAD (48)	**FG**	**FT**	**Reb**	**PF**	**TP**
Ahmet Jonovic	1-2	0-0	3	1	2
Darius Hannah	7-11	4-7	2	3	19
Zek Montgomery	2-8	0-0	3	0	4
Christian Davis	2-6	2-2	2	3	7
Duke Deen	3-6	0-0	2	3	8
Almar Atlason	0-0	0-0	1	1	0
Jaquan Johnson	0-3	3-4	2	1	3
Corey Thomas	0-1	0-0	0	0	0
Demarion Burch	2-3	0-0	1	2	5
Connor Dillon	0-0	0-0	0	0	0
Cade Hardtke	0-0	0-0	0	0	0
Sam Hennessy	0-1	0-0	0	0	0
Goanar Biliew	0-0	0-0	0	0	0
Connor Linke	0-0	0-0	0	0	0
TOTALS	**17-41**	**9-13**	**19**	**14**	**48**

DU (63)	**FG**	**FT**	**Reb**	**PF**	**TP**
Cam Manyawu	4-8	1-3	4	3	9
Daniel Abreu	1-5	2-4	3	4	4
Isaiah Jackson	2-2	0-2	0	0	5
Bennett Stirtz	7-13	5-6	4	1	24
Mitch Mascari	1-6	4-4	3	2	6
Tavion Banks	5-7	3-4	9	3	13
Isaia Howard	0-0	0-0	2	0	0
Kael Combs	1-5	0-0	4	1	2
Nate Ferguson	0-0	0-0	0	0	0
TOTALS	**21-46**	**15-23**	**43**	**14**	**63**

Three-Pointers: BRAD (5-20) -- Hannah, 1-2; Montgomery, 0-2; Davis, 1-5; Deen, 2-5; Johnson, 0-2; Thomas, 0-1; Burch, 1-2; Hennessy, 0-1; **DU (6-15) --** Abreu, 0-2; Jackson, 1-1; Stirtz, 5-7; Mascari, 0-4; Combs, 0-1. **Assists: BRAD (13) --** Jonovic, 1; Hannah, 1; Montgomery, 1; Deen, 5; Johnson, 4; Thomas, 1; **DU (11) --** Manyawu, 1; Jackson, 2; Stirtz, 4; Mascari, 2; Banks, 2. **Blocks: BRAD (2)** Hannah, 2**; DU (6) --** Manyawu, 1; Abreu, 2; Stirtz, 2; Banks, 1**. Steals: BRAD (4) --** Hannah, 2; Johnson, 2; **DU (9)** – Abreu, 1; Jackson, 1; Stirtz, 1; Mascari, 4; Banks, 1; Howard, 1. **Attendance:** 7,952.

2026 – Enterprise Center ... St. Louis ... March 8

UNI	**48**	**36**	**--**	**84**
UIC	**41**	**28**	**--**	**69**

Title Game Recap is on Page 165.

UNI (84)	**FG**	**FT**	**Reb**	**PF**	**TP**
Will Hornseth	4-4	2-3	3	1	10
Tristan Smith	3-6	3-4	8	3	9
Max Weisbrod	2-6	3-3	2	2	9
Trey Campbell	8-13	1-1	4	0	23
Leon Bond III	5-8	0-0	3	4	10
Ben Schwieger	7-8	1-2	4	1	18
RJ Taylor	2-4	0-0	0	2	5
Geon Hutchins	0-0	0-0	1	1	0
Ismael Diouf	0-0	0-0	0	0	0
TOTALS	**31-49**	**10-13**	**26**	**14**	**84**

UIC (69)	**FG**	**FT**	**Reb**	**PF**	**TP**
Abdul Momoh	0-1	0-0	2	1	0
Elijah Crawford	13-29	1-1	4	1	28
R. Washington Jr.	4-8	0-0	4	2	10
Andy Johnson	0-4	0-0	0	0	0
Mekhi Lowery	2-4	0-0	1	4	4
Jayce Nathaniel	3-4	2-2	3	2	10
Sam Silverstein	2-2	0-0	4	1	4
Ahmad Henderson II	3-10	6-6	1	3	13
TOTALS	**27-62**	**9-9**	**22**	**14**	**69**

Three-Pointers: UNI (12-23) -- Weisbrod, 2-6; Campbell, 6-9; Bond III, 0-2; Schwieger, 3-4; Taylor, 1-3; **UIC (6-17) --** Crawford, 1-5; Washington Jr., 2-5; Johnson, 0-2; Nathaniel, 2-2; Henderson II, 1-3. **Assists: UNI (25) --** Hornseth, 3; Smith, 7; Weisbrod, 1; Campbell, 4; Bond III, 4; Schwieger, 4; Taylor, 2; **UIC (13) --** Momoh, 3; Crawford, 5; Johnson, 2; Lowery, 1; Nathaniel, 1; Henderson II, 1. **Blocks: UNI (5)** Hornseth, 2; Smith, 1; Campbell, 2**; UIC (0). Steals: UNI (3) --** Weisbrod, 2; Campbell 1; **UIC (5)** – Crawford, 1; Lowery, 2; Silverstein, 1; Henderson II, 1. **Attendance:** 6,750.

MVC Tournament Records (Title Game Only)

TEAM WIN-LOSS RECORDS

W-L in Title Games -- Last Game

Bradley (4-6) – 2025 (L, vs. Drake)
Creighton (12-1) – 2013 (W, vs. Wichita State)
Drake (4-2) – 2025 (W, vs. Bradley)
Evansville (0-2) – 2016 (L, vs. UNI)
UIC (0-1) – 2026 (L, vs. UNI)
Illinois State (4-9) – 2018 (L, vs. Loyola)
Indiana State (3-3) – 2024 (L, vs. Drake)
Loyola (3-0) – 2022 (W, vs. Drake)
Missouri State (1-7) – 2011 (L, vs. Indiana State)
New Mexico State (0-1) – 1979 (L, at Indiana State)
UNI (6-2) – 2026 (W, vs. UIC)
Southern Illinois (5-5) – 2007 (L, vs. Creighton)
Tulsa (4-5) – 1996 (W, vs. Bradley)
Valparaiso (0-1) – 2020 (L, vs. Bradley)
West Texas State (0-2) – 1980 (L, at Bradley)
Wichita State (4-3) – 2017 (W, vs. Illinois State)

Current Streaks (3 or more)

Creighton – won 10 in a row
Drake – won 3 in a row
Illinois State – lost 6 in a row
Loyola - won 3 in a row
Missouri State – lost 6 in a row

INDIVIDUAL RECORDS

Points

37 Steve Harris (Tulsa) vs. Wichita State (3-9-85)
36 David Moss (Tulsa) vs. Wichita State (3-4-87)
34 Xavier McDaniel (Wichita State) at Tulsa (3-9-85)
33 Doug McDermott (Creighton) vs. Illinois State (3-4-12)
31 Rico Hill (Illinois State) vs. Missouri State (3-3-97)
29 Larry Bird (Indiana State) at Creighton (3-5-78)
29 Benoit Benjamin (Creighton) at Tulsa (3-10-84)
29 Hersey Hawkins (Bradley) vs. Illinois State (3-8-88)

Field Goals Made

15 Xavier McDaniel (Wichita State) at Tulsa (3-9-85)
14 Steve Harris (Tulsa) vs. Wichita State (3-9-85)
13 Elijah Crawford (UIC) vs. UNI (3-8-26)
12 Benoit Benjamin (Creighton) at Tulsa (3-10-84)
12 Rico Hill (Illinois State) vs. Missouri State (3-3-97)
12 Doug McDermott (Creighton) vs. Illinois State (3-4-12)
11 Seven times

Field Goals Attempted

29 Elijah Crawford (UIC) vs. UNI (3-8-26)
27 Rico Hill (Illinois State) vs. Missouri State (3-3-97)
23 Steve Harris (Tulsa) vs. Wichita State (3-9-85)
21 Ricky Ross (Tulsa) at Illinois State (3-12-83)
21 Randy Blocker (UNI) vs. Southern Illinois (3-7-94)
21 Paris Lee (ILS) vs. Wichita State (3-5-17)
20 Five times

Field Goal Pct. (Min 10 Att.)

.923 Benoit Benjamin (CU) at Tulsa (3-10-84) (12-13)
.917 Larry Bird (INS) at Creighton (3-5-78) (11-12)
.900 Jayson Kent (INS) vs. Drake (3-10-24) (9-10)
.800 Luke Jackson (BU) vs. Illinois St. (3-8-88) (8-10)
.800 Tremell Murphy (DU) vs. Loyola (3-7-21) (8-10)
.789 Xavier McDaniel (WSU) at Tulsa (3-9-85) (15-19)
.786 Tony Holifield (ILS) at Bradley (3-8-88) (11-14)
.769 Jarrod Coleman (ILS) vs. SIU (3-6-90) (10-13)
.750 Dan Kieszkowski (SIU) at ILS (3-6-90) (9-12)
.750 Danny Moore (MSU) vs. Illinois St. (3-3-97) (9-12)

3-Point FGs Made

8 Kai Nurnberger (SIU) vs. Creighton (3-7-89)
6 Matt Roggenburk (Creighton) vs. SIU (3-7-89)
6 Trey Campbell (UNI) vs. UIC (3-8-26)
5 David Moss (Tulsa) vs. Wichita State (3-4-87)
5 Skipp Schaefbauer (ILS) vs. Missouri St. (3-3-97)
5 Ben Jacobson (UNI) vs. Missouri State (3-8-04)
5 Osiris Eldridge (Illinois St.) vs. UNI (3-8-09)
5 Ethan Wragge (Creighton) vs. WSU (3-10-13)
5 Braden Norris (Loyola) vs. Drake (3-7-21)
5 Bennett Stirtz (Drake) vs. Bradley (3-9-25)

3-Point FGs Attempted

14 Osiris Eldridge (Illinois St.) vs. UNI (3-8-09)
12 Kai Nurnberger (SIU) vs. Creighton (3-7-89)
11 Adam Leonard (MSU) vs. Indiana St. (3-6-11)
10 Skipp Schaefbauer (ILS) vs. Missouri St. (3-3-97)
10 Marcus Wilson (UE) vs. Creighton (3-1-99)
10 Kent Williams (SIU) vs. Creighton (3-4-02)

3-Point Percentage (Min 6 Att.)

.750 Matt Roggenburk (CU) vs. SIU (3-7-89) (6-8)
.714 Ben Jacobson (UNI) vs. MSU (3-8-04) (5-7)
.714 Bennett Stirtz (DU) vs. BRAD (3-9-25) (5-7)
.667 Kai Nurnberger (SIU) vs. CU (3-7-89) (8-12)
.667 Matt Wynn (SIU) at Illinois St. (3-6-90) (4-6)
.667 Aaron Zobrist (BU) vs. Tulsa (3-4-96) (4-6)
.667 Jon Ekey (Illinois St.) vs. CU (3-4-12) (4-6)
.667 Tekele Cotton (Wichita St.) vs. INS (3-9-14) (4-6)
.667 Justin Gant (Indiana St.) vs. WSU (3-9-14) (4-6)
.667 Fred VanVleet (Wichita St.) vs. INS (3-9-14) (4-6)
.667 Darrell Brown (Bradley) vs. VU (3-8-20) (4-6)
.667 Trey Campbell (UNI) vs. UIC (3-8-26) (6-9)

Free Throws Made

12 Kwadzo Ahelegbe (UNI) vs. Wichita St. (3-7-10)
11 Paul Pressey (Tulsa) vs. Illinois State (3-6-82)
11 Chris Carr (Southern Illinois) vs. Tulsa (3-6-95)
11 Markis McDuffie (WSU) vs. Illinois St. (3-5-17)
10 Chris Lowery (SIU) vs. Illinois State (3-8-93)
10 Kelyn Block (Indiana St.) vs. Bradley (3-5-01)
9 Six times

Free Throws Attempted

15 Paul Pressey (Tulsa) vs. Illinois State (3-6-82)
15 Chris Carr (Southern Illinois) vs. Tulsa (3-6-95)
14 Kwadzo Ahelegbe (UNI) vs. Wichita St. (3-7-10)
14 Antoine Young (CU) vs. Illinois St. (3-4-12)
13 Chris Lowery (S. Illinois) vs. Illinois St. (3-8-93)
13 Kelyn Block (Indiana St.) vs. Bradley (3-5-01)
12 Mike Vandegarde (ILS) vs. SIU (3-8-93)
12 Nick Porter (Creighton) vs. SIU (3-4-07)

Free Throw Pct. (min. 7 Att.)

1.000 Markis McDuffie (WSU) vs. ILS (3-5-17 (11-11)
1.000 David Gruber (UNI) vs. MSU (3-8-04) (8-8)
1.000 D. Lautier-Ogunleye (BU) vs. (UNI) (3-10-19) (8-8)
1.000 George Morrow (CU) at WSU (3-7-81) (7-7)
.900 Steve Harris (Tulsa) vs. WSU (3-9-85) (9-10)
.900 David Morse (Tulsa) vs. WSU (3-4-87) (9-10)
.900 Hersey Hawkins (BU) vs. ILS (3-8-88) (9-10)
.889 Rickie Johnson (ILS) vs. TU (3-12-83) (8-9)
.889 Ron Baker (WSU) vs. INS (3-9-14) (8-9)

Rebounds

19 Egidijus Mockevicius (UE) vs. UNI (3-6-16)
16 Jerry Jones (SIU) vs. Creighton (3-7-89)
16 Randal Falker (S. Illinois) vs. Bradley (3-5-06)
15 Jeffrey Rabey (BU) vs. Indiana State (3-5-01)
14 Albert "Slab" Jones (NMSU) at INS (3-3-79)
14 Marcus Timmons (S. Illinois) vs. Tulsa (3-6-95)

Assists

14 Anthony Manuel (Bradley) vs. ILS (3-8-88)
10 Byron Boudreaux (Tulsa) at Bradley (3-5-86)
10 Byron Boudreaux (Tulsa) vs. Wichita St. (3-4-87)
9 Ricky Ross (Tulsa) vs. Creighton (3-10-84)
9 Darrell Brown (Bradley) vs. Valparaiso (3-8-20)
8 Tony Martin (WSU) vs. Creighton (3-7-81)
8 Aubrey Sherrod (WSU) at Tulsa (3-9-85)
8 Tracy Moore (Tulsa) vs. Wichita State (3-4-87)
8 Ryan Bettenhausen (MSU) vs. ILS (3-3-97)
8 Steve Hansell (ILS) vs. Missouri State (3-2-98)

Steals

5 Carl Nicks (INS) vs. New Mexico State (3-3-79)
4 Eddie Harris (W. Texas St.) at Bradley (3-1-80)
4 Terry Adolph (W. Texas St.) at Bradley (3-1-80)
4 Steve Harris (Tulsa) at Illinois State (3-12-83)
4 Will Franklin (Bradley) vs. S. Illinois (3-5-06)
4 Osiris Eldridge (Illinois St.) vs. Drake (3-9-08)
4 Emmanuel Holloway (ILS) vs. UNI (3-8-09)
4 Malcolm Armstead (WSU) vs. Creighton (3-10-13)
4 Garrett Sturtz (DU) vs. Loyola (3-6-22)
4 Mitch Mascari (DU) vs. Bradley (3-9-25)

Blocked Shots

6 Gregory Echenique (Creighton) vs. WSU (3-10-13)
5 Benoit Benjamin (Creighton) at Tulsa (3-10-84)
5 Djibril Kante (Indiana St.) vs. Bradley (3-5-01)
5 Jordan Eglseder (UNI) vs. Wichita St. (3-7-10)
4 Tamarr Maclin (MSU) vs. Creighton (3-7-05)
4 Nathan Bilyeu (MSU) vs. Creighton (3-7-05)
4 Carl Hall (WSU) vs. Creighton (3-10-13)
4 Jeremy Morgan (UNI) vs. Evansville (3-6-16)

Double-Doubles

3 Marcus Timmons, SIU, 11p-13r vs. ILS (3-8-93)
14 points-11 rebounds vs. UNI (3-7-94)
13 points-14 rebounds vs. Tulsa (3-6-95)
2 Herbert Johnson, Tulsa, 23p-12r vs. CU (3-10-84)
16 points-13 rebounds vs. Wichita St. (3-9-85)
1 31 times (listed alphabetical below)
Ashraf Amaya, SIU, 11p-13r vs. Illinois St. (3-8-93)
Mitchell Anderson, BU, 16p-12r vs. WTSU (3-1-80)
Merrill Andrews, MSU, 20p-10r vs. UNI (3-8-04)
Tony Bennett, BU, 11p-10r vs. S. Illinois (3-5-06)
Larry Bird, INS, 20p-10r vs. N. Mexico St. (3-3-79)
Greg Brandon, CU, 11p-11r at Tulsa (3-10-84)
Rodney Buford, CU, 21p-13r vs. Evansville (3-1-99)
Gary Collier, TU, 13p-10r vs. Missouri State (3-9-92)
Jermaine Dearman, SIU, 10p-10r vs. CU (3-10-03)
Randal Falker, SIU, 17p-16r vs. Bradley (3-5-06)
Phil Fayne, ILS, 12p-12r vs. Loyola (3-4-18)
Javon Freeman-Liberty, VU, 24-p-10r vs. BU (3-8-20)
Steve Grayer, WSU, 14p-10r at Tulsa (3-4-87)
Albert "Slab" Jones, NMSU, 12p-14r at INS (3-3-79)
Jerry Jones, SIU, 14p-16r vs. Creighton (3-7-89)
Dan Kieszkowski, SIU, 21p-11r at ILS (3-6-90)
Kyle Korver, CU, 12p-10r vs. S. Illinois (3-10-03)
Rick Lamb, ILS, 12p-11r vs. Tulsa (3-12-83)
Cliff Levingston, WSU, 12p-10r vs. CU (3-7-81)
Anthony Manuel, BU, 12p-14a vs. Illinois St. (3-8-88)
Xavier McDaniel, WSU, 34p-13r at Tulsa (3-9-85)
George Morrow, CU, 13p-12r at Wichita St. (3-7-81)
Cliff Peterson, ILS, 13p-13r at Bradley (3-8-88)
Michael Ruffin, Tulsa, 15p-13r vs. Bradley (3-4-96)
George Sims, WTSU, 10p-13r at Bradley (3-1-80)
Anthony Tolliver, CU, 15p-13r vs. SIU (3-4-07)
Aher Uguak, LUC, 16p-10r vs. Drake (3-6-22)
Bruce Vanley, Tulsa, 21p-11r vs. Illinois State (3-6-82)
Ben Walker, CU, 18p-11r vs. Evansville (3-1-99)
Lucas Williamson, LUC, 18p-10r vs. Drake (3-6-22)
Gary Wilson, SIU, 28p-10r vs. W. Texas St. (3-5-77)

TEAM RECORDS

Points

90 Tulsa vs. Illinois State (3-6-82)
84 Illinois State vs. Tulsa (3-12-83)
84 Wichita State at Tulsa (3-9-85)
84 Illinois State vs. Missouri State (3-2-98)
84 Creighton vs. Southern Illinois (3-4-02)
84 Drake vs. Indiana State (3-10-24)
84 UNI vs. UIC (3-8-26)
83 Bradley vs. Illinois State (3-8-88)
83 Creighton vs. Illinois State (3-4-12)
83 Wichita State vs. Indiana State (3-9-14)

Margin of Victory

30 (79-49) Drake vs. Illinois State (3-9-08)
26 (77-51) Drake vs. Bradley (3-5-23)
24 (83-59) Bradley vs. Illinois State (3-8-88)
24 (80-56) Creighton vs. Southern Illinois (3-10-03)
20 (84-64) Illinois State vs. Tulsa (3-12-83)
20 (71-51) Wichita State vs. Illinois State (3-5-17)
18 (75-57) Creighton vs. Missouri State (3-7-05)
16 (74-58) Tulsa at Bradley (3-5-86)
16 (68-52) Creighton vs. Missouri State (3-5-91)
16 (65-49) Loyola vs. Illinois State (3-4-18)

Field Goals Made

36 Wichita State at Tulsa (3-9-85)
34 Southern Illinois vs. West Texas State (3-5-77)
32 Tulsa vs. Wichita State (3-9-85)
32 Illinois State vs. Southern Illinois (3-6-90)
31 Bradley vs. Illinois State (3-8-88)
31 Illinois State vs. Missouri State (3-2-98)
31 Creighton vs. Southern Illinois (3-10-03)
31 Drake vs. Indiana State (3-10-24)
31 Indiana State vs. Drake (3-10-24)
31 UNI vs. UIC (3-8-26)

Field Goals Attempted

71 Southern Illinois vs. West Texas State (3-5-77)
71 Tulsa vs. Missouri State (3-9-92)
70 Tulsa vs. Wichita State (3-9-85)
69 Southern Illinois vs. Creighton (3-7-89)
68 Southern Illinois at Illinois State (3-6-90)
67 Missouri State vs. UNI (3-8-04)
67 Wichita State vs. Creighton (3-10-13)
66 4x, most recent: Illinois State vs. Loyola (3-4-18)

MVC Tournament Records (Title Game Only)

Field Goal Percentage

.643 (36-56) Wichita State at Tulsa (3-9-85)
.633 (31-49) UNI vs. UIC (3-8-26)
.591 (26-44) Loyola vs. Drake (3-7-21)
.588 (30-51) Illinois State vs. Tulsa (3-12-83)
.571 (28-49) Creighton at Tulsa (3-10-84)
.571 (28-49) Wichita State at Tulsa (3-4-87)
.566 (30-53) Indiana St. vs. New Mexico St. (3-3-79)
.560 (28-50) Drake vs. Bradley (3-5-23)
.556 (30-54) Drake vs. Illinois State (3-9-08)
.554 (31-56) Illinois State vs. Missouri St. (3-2-98)

3-Point FGs Made

12 Creighton vs. Missouri State (3-7-05)
12 Illinois State vs. Creighton (3-4-12)
12 UNI vs. UIC (3-8-26)
11 Creighton vs. Wichita State (3-10-13)
11 Drake vs. Indiana State (3-10-24)
10 8x, most recent: Loyola vs. Drake (3-7-21)

3-Point FGs Attempted

35 Illinois State vs. UNI (3-8-09)
29 Illinois State vs. Creighton (3-4-12)
29 Valparaiso vs. Bradley (3-8-20)
28 Evansville vs. Creighton (3-1-99)
28 UNI vs. Missouri State (3-8-04)
28 Illinois State vs. Wichita State (3-5-17)
27 Missouri State vs. Indiana State (3-6-11)
25 Tulsa vs. Southern Illinois (3-6-95)
25 Creighton vs. Missouri State (3-7-05)
25 Illinois State vs. Loyola (3-4-18)

3-Point FG Percentage

.800 (8-10) Wichita State at Tulsa (3-4-87)
.611 (11-18) Drake vs. Indiana State (3-10-24)
.588 (10-17) Loyola vs. Drake (3-7-21)
.571 (8-14) Drake vs. Bradley (3-5-23)
.563 (9-16) Southern Illinois vs. Creighton (3-7-89)
.526 (10-19) S. Illinois vs. Creighton (3-4-02)
.522 (12-23) UNI vs. UIC (3-8-26)
.500 (10-20) UNI vs. Wichita State (3-7-10)
.480 (12-25) Creighton vs. Missouri State (3-7-05)
.471 (8-17) Bradley vs. Valparaiso (3-8-20)

Free Throws Made

32 Tulsa vs. Illinois State (3-6-82)
27 UNI vs. Missouri State (3-8-04)
26 Wichita State vs. Illinois State (3-5-17)
24 Illinois State vs. Tulsa (3-12-83)
24 Southern Illinois vs. Illinois State (3-8-93)
24 Indiana State vs. Bradley (3-5-01)
23 Illinois State at Tulsa (3-6-82)
23 Southern Illinois vs. Tulsa (3-6-95)
22 UNI vs. Illinois State (3-8-15)
21 four times

Free Throw Attempts

46 Tulsa vs. Illinois State (3-6-82)
38 UNI vs. Missouri State (3-8-04)
37 Wichita State vs. Illinois State (3-5-17)
36 Indiana State vs. Bradley (3-5-01)
33 Southern Illinois vs. Illinois State (3-8-93)
33 Southern Illinois vs. Tulsa (3-6-95)
32 Indiana State vs. Missouri State (3-6-11)
29 Illinois State vs. Tulsa (3-12-83)
29 Tulsa at Bradley (3-5-86)

Free Throw Percentage

1.000 (9-9) UIC vs. UNI (3-8-26)
1.000 (5-5) Missouri State vs. Creighton (3-6-00)
.933 (14-15) S. Illinois vs. W. Texas State (3-5-77)
.929 (13-14) Bradley vs. Indiana State (3-5-01)
.909 (10-11) S. Illinois vs. Creighton (3-4-02)
.909 (10-11) S. Illinois vs. Creighton (3-10-03)
.875 (21-24) Creighton vs. S. Illinois (3-4-02)
.875 (14-16) Bradley vs. Valparaiso (3-8-20)
.867 (13-15) Illinois State vs. Creighton (3-4-12)
.867 (13-15) Loyola vs. Drake (3-7-21)
.857 (6-7) Creighton vs. Indiana State (3-5-78)

Rebounds

50 Missouri State vs. UNI (3-8-04)
49 Tulsa vs. Illinois State (3-6-82)
47 Southern Illinois vs. Tulsa (3-6-95)
46 Bradley vs. Indiana State (3-5-01)
45 Southern Illinois vs. Illinois State (3-8-93)
44 Creighton vs. Evansville (3-1-99)
43 Tulsa vs. Southern Illinois (3-6-95)
43 Tulsa vs. Bradley (3-4-96)
43 Creighton vs. Southern Illinois (3-10-03)
43 Loyola vs. Illinois State (3-4-18)

Assists

26 Wichita State at Tulsa (3-9-85)
25 UNI vs. UIC (3-8-26)
22 Indiana State vs. New Mexico State (3-3-79)
22 Tulsa vs. Wichita State (3-4-87)
20 Wichita State vs. Creighton (3-7-81)
20 Illinois State vs. Missouri State (3-2-98)
19 7x, most recent: Loyola vs. Drake (3-7-21)

Steals

11 Indiana State vs. New Mexico State (3-3-79)
11 Illinois State vs. Southern Illinois (3-6-90)
11 UNI vs. Southern Illinois (3-7-94)
10 Tulsa vs. Illinois State (3-6-82)
10 Bradley vs. Illinois State (3-8-88)
10 Tulsa vs. Bradley (3-4-96)
10 Southern Illinois vs. Creighton (3-4-02)
10 Missouri State vs. UNI (3-8-04)

Blocked Shots

9 Missouri State vs. Creighton (3-7-05)
8 Creighton vs. Southern Illinois (3-4-02)
8 Indiana State vs. Missouri State (3-6-11)
8 Drake vs. Loyola (3-6-22)
7 UNI vs. Wichita State (3-7-10)
7 Creighton vs. Wichita State (3-10-13)
6 7 times, most recent: DU vs. Bradley (3-9-25)

Turnovers

20 West Texas State at Bradley (3-1-80)
20 Wichita State at Tulsa (3-9-85)
19 New Mexico State at Indiana State (3-3-79)
18 West Texas State vs. Southern Illinois (3-5-77)
18 Indiana State vs. New Mexico State (3-3-79)
18 Southern Illinois at Illinois State (3-6-90)
17 Five times, most recent: BU vs. SIU (3-5-06)

Points (1st Half Only)

48 UNI vs. UIC (3-8-26)
45 Indiana State vs. New Mexico State (3-3-79)
45 Drake vs. Indiana State (3-10-24)
44 Tulsa vs. Creighton (3-10-84)
42 Illinois State vs. Southern Illinois (3-6-90)
42 Illinois State vs. Missouri State (3-3-97)
42 Creighton vs. Southern Illinois (3-10-03)
41 Drake vs. Bradley (3-5-23)
41 UIC vs. UNI (3-8-26)
40 Creighton at Wichita State (3-7-81)
40 Southern Illinois vs. Creighton (3-7-89)
40 Drake vs. Illinois State (3-9-08)

Largest Halftime Leads

26 (42-16) Creighton vs. Southern Illinois (3-10-03)
21 (40-19) Drake vs. Illinois State (3-9-08)
20 (41-21) Drake vs. Bradley (3-5-23)
15 (35-20) Creighton vs. Missouri State (3-6-00)
14 (45-31) Indiana State vs. N. Mexico St. (3-3-79)
14 (36-22) Illinois State vs. UNI (3-8-15)
14 (32-18) UNI vs. Evansville (3-6-16)
13 (45-32) Drake vs. Indiana State (3-10-24)
12 (32-20) S. Illinois vs. Illinois State (3-8-93)
12 (27-15) UNI vs. Bradley (3-10-19)

Most FGs Made (1st Half Only)

20 Indiana State vs. New Mexico State (3-3-79)
19 UNI vs. UIC (3-8-26)
18 Illinois State vs. Southern Illinois (3-6-90)
18 Drake vs. Indiana State (3-10-24)
16 Illinois State vs. Tulsa (3-12-83)
16 Southern Illinois vs. Creighton (3-7-89)
16 Drake vs. Illinois State (3-9-08)
15 7 times, most recent: UIC vs. UNI (3-8-26)

Most FGs Attempted (1st Half Only)

37 Indiana State vs. New Mexico State (3-3-79)
36 Tulsa vs. Missouri State (3-9-92)
35 Illinois State vs. Southern Illinois (3-6-90)
34 Southern Illinois vs. Creighton (3-7-89)
34 Southern Illinois vs. UNI (3-7-94)
34 Wichita State vs. Creighton (3-10-13)
34 Illinois State vs. Loyola (3-4-18)
33 Bradley vs. Valparaiso (3-8-20)
33 Drake vs. Indiana State (3-10-24)
32 New Mexico State at Indiana State (3-3-79)

FG Percentage (1st Half Only)

.679 (19-28) UNI vs. UIC (3-8-26)
.625 (15-24) Loyola vs. Drake (3-7-21)
.615 (16-26) Illinois State vs. Tulsa (3-12-83)
.545 (12-22) Missouri State vs. Creighton (3-5-91)
.545 (18-33) Drake vs. Indiana State (3-10-24)
.542 (13-24) S. Illinois vs. Illinois State (3-8-93)
.541 (20-37) Indiana St. vs. New Mexico St. (3-3-79)
.533 (16-30) Drake vs. Illinois State (3-9-08)
.523 (12-23) Drake vs. Bradley (3-9-25)
.523 (12-23) Bradley vs. Drake (3-9-25)
.519 (14-27) Illinois State vs. UNI (3-8-15)

3-Point FGs Made (1st Half Only)

7 Southern Illinois vs. Creighton (3-7-89)
7 Valparaiso vs. Bradley (3-8-20)
7 Drake vs. Indiana State (3-10-24)
7 UNI vs. UIC (3-8-26)
6 Wichita State vs. UNI (3-7-10)
6 Illinois State vs. UNI (3-8-15)
6 Loyola vs. Illinois State (3-4-18)
6 Bradley vs. Valparaiso (3-8-20)
5 Six times; most recent Drake vs. Bradley (3-5-23)

3FGs Attempted (1st Half Only)

16 Valparaiso vs. Bradley (3-8-20)
15 Illinois State vs. UNI (3-8-09)
14 Creighton vs. Wichita State (3-10-13)
14 Indiana State vs. Drake (3-10-24)1
14 UNI vs. UIC (3-8-26)
12 9x, most recent: Bradley vs. Valparaiso (3-8-20)

3FG Percentage (1st Half Only)

.833 (5-6) Southern Illinois vs. Creighton (3-4-07)
.636 (7-11) Southern Illinois vs. Creighton (3-7-89)
.636 (7-11) Drake vs. Indiana State (3-10-24)
.600 (3-5) Missouri State vs. Creighton (3-5-91)
.571 (4-7) S. Illinois at Illinois State (3-6-90)
.571 (4-7) UIC vs. UNI (3-8-26)
.500 (6-12) Wichita State vs. UNI (3-7-10)
.500 (5-10) Illinois State vs. Creighton (3-4-12)
.500 (6-12) Illinois State vs. UNI (3-8-15)
.500 (6-12) Loyola vs. Illinois State (3-4-18)
.500 (6-12) Bradley vs. Valparaiso (3-8-20)
.500 (4-8) Drake vs. Loyola (3-7-21)
.500 (5-10) Loyola vs. Drake (3-7-21)
.500 (5-10) Drake vs. Bradley (3-5-23)
.500 (7-14) UNI vs. UIC (3-8-26)

Free Throws Made (1st Half Only)

11 Tulsa vs. Southern Illinois (3-6-95)
10 Creighton vs. Southern Illinois (3-7-89)
10 Wichita State vs. Indiana State (3-9-14)
8 Creighton vs. Missouri State (3-5-91)
8 Southern Illinois vs. Tulsa (3-6-95)
8 Drake vs. Bradley (3-5-23)
7 7 times, most recent: UIC vs. UNI (3-8-26)

FTs Attempted (1st Half Only)

14 Tulsa vs. Southern Illinois (3-6-95)
13 Creighton vs. Southern Illinois (3-7-89)
13 Wichita State vs. Indiana State (3-9-14)
12 Southern Illinois vs. Tulsa (3-6-95)
12 Indiana State vs. Wichita State (3-9-14)
10 Bradley vs. Drake (3-5-23)
9 Six times, most recent: Drake vs. Bradley (3-5-23)

MVC Tournament Records (Title Game Only)

FT Pct. (1st Half Only, min. 10)

.786 (11-14) Tulsa vs. Southern Illinois (3-6-95)
.778 (7-9) UNI vs. Illinois State (3-8-15)
.769 (10-13) Creighton vs. S. Illinois (3-7-89)
.769 (10-13) Wichita State vs. Indiana St. (3-9-14)
.700 (7-10) Bradley vs. Drake (3-5-23)
.667 (8-12) Southern Illinois vs. Tulsa (3-6-95)

Points (2nd Half Only)

54 Tulsa vs. Illinois State (3-6-82)
52 Illinois State vs. Tulsa (3-12-83)
51 Creighton vs. Southern Illinois (3-4-02)
48 Indiana State vs. Drake (3-10-24)
47 Wichita State at Tulsa (3-9-85)
47 UNI vs. Illinois State (3-8-15)
46 Bradley vs. Illinois State (3-8-88)
46 Illinois State vs. Missouri State (3-2-98)
45 Southern Illinois at Illinois State (3-6-90)
44 4 times, most recent: Bradley vs. Valparaiso (3-8-20)

Scoring Margin (2nd Half Only)

23 (47-24) UNI vs. Illinois State (3-8-15)
18 (39-21) UNI vs. Wichita State (3-7-10)
16 (46-30) Bradley vs. Illinois State (3-8-88)
16 (44-28) Bradley vs. Valparaiso (3-8-20)
15 (42-27) Bradley vs. UNI (3-10-19)
14 (36-22) Southern Illinois vs. Bradley (3-5-06)
12 (44-32) S. Illinois vs. West Texas State (3-5-77)
12 (54-42) Tulsa vs. Illinois State (3-6-82)
12 (52-40) Illinois State vs. Tulsa (3-12-83)
12 (42-30) Creighton vs. Evansville (3-1-99)
12 (37-25) Creighton vs. Missouri State (3-7-05)
12 (36-24) Evansville vs. UNI (3-6-16)
12 (38-26) Wichita State vs. Illinois State (3-5-17)

Field Goals Made (2nd Half Only)

19 Wichita State at Tulsa (3-9-85)
18 Southern Illinois at Illinois State (3-6-90)
18 Indiana State vs. Drake (3-10-24)
15 Tulsa at Illinois State (3-12-83)
15 Creighton vs. Southern Illinois (3-7-89)
15 Tulsa vs. Missouri State (3-9-92)
15 UNI vs. Southern Illinois (3-7-94)
15 Tulsa vs. Bradley (3-4-96)
15 Bradley vs. UNI (3-10-19)

FGs Attempted (2nd Half Only)

39 Tulsa at Illinois State (3-12-83)
38 Tulsa vs. Southern Illinois (3-6-95)
37 Southern Illinois at Illinois State (3-6-90)
35 Southern Illinois vs. Creighton (3-7-89)
35 Tulsa vs. Missouri State (3-9-92)
34 Missouri State vs. Creighton (3-5-91)
33 Tulsa vs. Bradley (3-4-96)
33 Wichita State vs. Creighton (3-10-13)

Field Goal Pct. (2nd Half Only)

.704 (19-27) Wichita State at Tulsa (3-9-85)
.667 (14-21) Drake vs. Bradley (3-5-23)
.625 (10-16) Indiana St. vs. New Mexico St. (3-3-79)
.600 (18-30) Indiana State vs. Drake (3-10-24)
.583 (14-24) Drake vs. Illinois State (3-9-08)
.579 (11-19) Creighton vs. Missouri State (3-5-91)
.571 (12-21) UNI vs. UIC (3-8-26)
.565 (13-23) Southern Illinois vs. UNI (3-7-94)
.560 (14-25) Illinois State vs. Tulsa (3-12-83)
.550 (11-20) Loyola vs. Drake (3-7-21)
.542 (13-24) Missouri State vs. Tulsa (3-9-92)
.542 (13-24) UNI vs. Illinois State (3-8-15)

3-Point FGs Made (2nd Half Only)

6 UNI vs. Wichita State (3-7-10)
6 Indiana State vs. Wichita State (3-9-14)
6 Wichita State vs. Indiana State (3-9-14)
6 UNI vs. Illinois State (3-8-15)
5 Drake vs. Illinois State (3-9-08)
5 Illinois State vs. UNI (3-8-09)
5 Wichita State vs. Creighton (3-10-13)
5 Creighton vs. Wichita State (3-10-13)
5 Loyola vs. Drake (3-7-21)
5 UNI vs. UIC (3-8-26)

3FGs Attempted (2nd Half Only)

17 Tulsa vs. Southern Illinois (3-6-95)
16 Illinois State vs. Wichita State (3-5-17)
16 Illinois State vs. UNI (3-8-09)
16 Missouri State vs. Indiana State (3-6-11)
15 Tulsa vs. Missouri State (3-9-92)
14 Bradley vs. Southern Illinois (3-5-06)
14 Southern Illinois vs. Creighton (3-4-07)
14 Wichita State vs. Indiana State (3-9-14)
13 Five times, most recent: Valpo vs. Bradley (3-8-20)

3FG Percentage (2nd Half Only)

.750 (3-4) Wichita State vs. Illinois State (3-5-17)
.750 (3-4) Drake vs. Bradley (3-5-23)
.714 (5-7) Loyola vs. Drake (3-7-21)
.600 (6-10) UNI vs. Wichita State (3-7-10)
.571 (4-7) Drake vs. Indiana State (3-10-24)
.556 (5-9) UNI vs. UIC (3-8-26)
.500 – 7x, most recent: (4-8) Bradley vs. UNI (3-10-19)

Free Throws Made (2nd Half Only)

24 Illinois State vs. Tulsa (3-12-83)
21 Wichita State vs. Illinois State (3-5-17)
18 Southern Illinois vs. Illinois State (3-8-93)
17 Southern Illinois vs. Bradley (3-5-06)
17 Creighton vs. Southern Illinois (3-4-07)
17 Indiana State vs. Missouri State (3-6-11)
15 Southern Illinois vs. UNI (3-7-94)
15 Southern Illinois vs. Tulsa (3-6-95)
15 UNI vs. Illinois State (3-8-15)

FTs Attempted (2nd Half Only)

31 Wichita State vs. Illinois State (3-5-17)
27 Illinois State vs. Tulsa (3-12-83)
26 Southern Illinois vs. Illinois State (3-8-93)
26 Indiana State vs. Missouri State (3-6-11)
24 Creighton vs. Southern Illinois (3-4-07)
23 Southern Illinois vs. UNI (3-7-94)
23 Southern Illinois vs. Bradley (3-5-06)
21 Southern Illinois vs. Tulsa (3-6-95)

FT Percentage (2nd Half Only)

1.000 (8-8) Bradley vs. UNI (3-10-19)
1.000 (2-2) UIC vs. UNI (3-8-26)
.900 (9-10) Creighton vs. Illinois State (3-4-12)
.889 (24-27) Illinois State vs. Tulsa (3-12-83)
.889 (8-9) Indiana State vs. Wichita State (3-9-14)
.882 (15-17) UNI vs. Illinois State (3-8-15)
.875 (14-16) Bradley vs. Valparaiso (3-8-20)
.857 (12-14) Loyola vs. Drake (3-7-21)
.833 (10-12) UNI vs. Illinois State (3-8-09)
.818 (9-11) Drake vs. Indiana State (3-10-24)
.813 (13-16) UNI vs. Wichita State (3-7-10)

Fewest Points (Game)

45 Missouri State vs. Creighton (3-6-00)
46 Bradley vs. Tulsa (3-4-96)
46 Bradley vs. Southern Illinois (3-5-06)
48 Bradley vs. Drake (3-9-25)
49 Illinois State vs. Drake (3-9-08)
49 Illinois State vs. Loyola (3-4-18)
51 Illinois State vs. Wichita State (3-5-17)
51 Bradley vs. Drake (3-5-23)
52 Indiana State at Creighton (3-5-78)
52 Missouri State vs. Creighton (3-5-91)
52 Wichita State vs. UNI (3-7-10)

Fewest Field Goals Made (Game)

15 Bradley vs. Tulsa (3-4-96)
17 Wichita State vs. UNI (3-7-10)
17 Indiana State vs. Missouri State (3-6-11)
17 Illinois State vs. Wichita State (3-5-17)
17 Bradley vs. Drake (3-9-25)
18 Missouri State vs. Creighton (3-6-00)
18 Bradley vs. Southern Illinois (3-5-06)
18 Missouri State vs. Indiana State (3-6-11)

Fewest FGs Attempted (Game)

34 Indiana State vs. Missouri State (3-6-11)
40 Indiana State at Creighton (3-5-78)
41 Bradley vs. Drake (3-9-25)
44 Loyola vs. Drake (3-7-21)
44 Creighton vs. Missouri State (3-6-00)
46 UNI vs. Illinois State (3-8-09)
46 UNI vs. Wichita State (3-7-10)
46 Drake vs. Bradley (3-9-25)
47 Creighton vs. Missouri State (3-5-91)
47 Creighton vs. Southern Illinois (3-4-07)
47 UNI vs. Evansville (3-6-16)

Worst FG Percentage (Game)

.283 (15-53) Bradley vs. Tulsa (3-4-96)
.293 (17-58) Illinois State vs. Wichita State (3-5-17)
.302 (19-63) Illinois State vs. UNI (3-8-09)
.305 (18-59) Missouri St. vs. Indiana State (3-6-11)
.313 (20-64) Tulsa vs. Southern Illinois (3-6-95)
.318 (21-66) Illinois State vs. Loyola (3-4-18)
.327 (17-52) Wichita State vs. UNI (3-7-10)
.339 (19-56) Illinois St. vs. S. Illinois (3-8-93)
.339 (19-56) Missouri State vs. Creighton (3-5-91)
.343 (23-67) Wichita State vs. Creighton (3-10-13)

Fewest 3FGs Made (Game)

0 Southern Illinois vs. Illinois State (3-8-93)

Fewest Free Throws Made (Game)

2 Illinois State vs. Loyola (3-4-18)
3 New Mexico State at Indiana State (3-3-79)
4 Illinois State vs. UNI (3-8-15)
4 UNI vs. Bradley (3-10-19)
5 Missouri State vs. Creighton (3-6-00)
6 Creighton vs. Indiana State (3-5-78)
6 Illinois State at Bradley (3-8-88)
6 Illinois State vs. Drake (3-9-08)
7 Bradley vs. Southern Illinois (3-5-06)

Fewest FTs Attempted (Game)

4 Illinois State vs. Loyola (3-4-18)
5 Missouri State vs. Creighton (3-6-00)
5 UNI vs. Bradley (3-10-19)
6 New Mexico State at Indiana State (3-3-79)
7 Creighton vs. Indiana State (3-5-78)
9 Illinois State vs. UNI (3-8-15)
9 UIC vs. UNI (3-8-26)
10 Illinois State vs. Drake (3-9-08)
11 Southern Illinois vs. Creighton (3-4-02)
11 Southern Illinois vs. Creighton (3-10-03)
11 Drake vs. Illinois State (3-9-08)
11 Illinois State vs. UNI (3-8-09)

Worst FT Percentage (Game)

.429 (6-14) Illinois State at Bradley (3-8-88)
.444 (4-9) Illinois State vs. UNI (3-8-15)
.500 (3-6) N. Mexico State at Indiana St. (3-3-79)
.500 (2-4) Illinois State vs. Loyola (3-4-18)
.571 (12-21) S. Illinois at Illinois State (3-6-90)
.571 (8-14) Southern Illinois vs. Creighton (3-7-89)
.579 (11-19) Illinois State vs. Wichita State (3-5-17)
.583 (7-12) Bradley vs. Southern Illinois (3-5-06)
.600 (6-10) Illinois State vs. Drake (3-9-08)
.600 (12-20) Creighton at Tulsa (3-10-84)
.600 (9-15) Indiana St. vs. N. Mexico State (3-3-79)

Fewest Rebounds (Game)

19 Bradley vs. Drake (3-9-25)
22 Illinois State vs. Drake (3-9-08)
22 UIC vs. UNI (3-8-26)
23 Drake vs. Loyola (3-7-21)
23 Creighton vs. Indiana State (3-5-78)
24 Indiana State at Creighton (3-5-78)
24 Bradley vs. Tulsa (3-5-86)
25 Bradley vs. Drake (3-5-23)
26 Missouri State vs. Creighton (3-5-91)
26 UNI vs. UIC (3-8-26)
27 3x, most recent: UNI vs. Wichita State (3-7-10)

Fewest Assists (Game)

3 Illinois State vs. Wichita State (3-5-17)
4 Missouri State vs. Indiana State (3-6-11)
5 Missouri State vs. Creighton (3-7-05)
5 Indiana State vs. Missouri State (3-6-11)
6 Tulsa at Illinois State (3-12-83)
6 Wichita State vs. UNI (3-7-10)
6 UNI vs. Evansville (3-6-16)

Fewest Steals (Game)

0 Wichita State vs. UNI (3-7-10)
0 Bradley vs. UNI (3-10-19)
2 Creighton at Tulsa (3-10-84)
2 Southern Illinois vs. Creighton (3-7-89)
2 Creighton vs. Southern Illinois (3-7-89)
2 UNI vs. Illinois State (3-8-09)
2 Creighton vs. Illinois State (3-4-12)
2 Creighton vs. Wichita State (3-10-13)
2 Illinois State vs. UNI (3-8-15)

Fewest Blocks (Game)

0 Several times

Fewest Turnovers (Game)

3 UNI vs. Illinois State (3-8-15)
5 UNI vs. Wichita State (3-7-10)
5 Wichita State vs. Creighton (3-10-13)
6 UIC vs. UNI (3-8-26)
6 Tulsa vs. Creighton (3-10-84)
6 Illinois State vs. Creighton (3-4-12)
6 UNI vs. Evansville (3-6-16)
6 Illinois State vs. Loyola (3-4-18)