



### 2020-21 Standings -- As of Wed., Feb. 3

STANDINGS	--- CONFERENCE ---			--- OVERALL ---			Streak
	W	L	Pct.	W	L	Pct.	
Missouri State	2	0	1.000	6	1	.857	W2
Drake	2	0	1.000	4	1	.800	L1
Loyola	1	1	.500	2	1	.667	L1
Valparaiso	1	1	.500	2	1	.667	W2
Illinois State	1	1	.500	3	3	.500	L1
Evansville	1	1	.500	2	2	.500	L1
Bradley	1	1	.500	1	1	.500	W1
Indiana State	1	1	.500	1	1	.500	W1
Southern Illinois	0	2	.000	1	3	.250	L2
UNI	0	2	.000	0	5	.000	L5

• • Non-Conference: 12-9 • Home: 7-3 • Away: 3-5 • Neutral: 2-1 • Top-25: 1-5 • •

### Recent Results/ Upcoming Schedule

#### Friday, January 29

Valparaiso vs. Butler..... W, 3-0  
Cincinnati at Illinois State..... L, 3-1  
Butler at Loyola ..... W, 3-2  
Indiana State at Evansville\*..... INS, 3-1  
Drake at UNI\*..... DU, 3-1

#### Saturday, January 30

Cincinnati at Illinois State ..... W, 3-0  
Missouri State at Southern Illinois\* ..... MSU, 3-2  
#25 Marquette at UNI ..... L, 3-1

#### Sunday, January 31

Evansville vs. Saint Louis ..... W, 3-2  
Drake vs. #25 Marquette ..... L, 3-0  
Evansville at #24 Western Kentucky ..... L, 3-0

#### Monday, February 1

Loyola at Valparaiso\* ..... VALPO, 3-1  
Illinois State at Bradley\* ..... BRAD, 3-0

#### Tuesday, February 2

Southern Illinois at Missouri State\* ..... MSU, 3-1

#### Thursday, February 4

Indiana State at Butler ..... 5 PM

#### Sunday, February 7

Illinois State at Indiana State (ESPN3) .1 PM\*  
Loyola at Southern Illinois (ESPN3) ..... 1 PM\*  
Valparaiso at Missouri State (ESPN3) ..... 2 PM\*  
Bradley at Drake (ESPN+) ..... 2 PM\*  
UNI at Evansville (ESPN+) ..... 2 PM\*

#### Monday, February 8

Loyola at Southern Illinois (ESPN+) ..... 3 PM\*  
Illinois State at Indiana State (ESPN3) .3 PM\*  
Valparaiso at Missouri State (ESPN3) ..... 3 PM\*  
UNI at Evansville (ESPN+) ..... 4 PM\*  
Bradley at Drake (ESPN+) ..... 5 PM\*

#### ALL TIMES CENTRAL

\*MVC Match




### MVC Offensive Player of the Week

#### Amelia Flynn, Jr., OH, Missouri State

Amelia Flynn averaged 3.78 kills, 3.67 digs and 4.61 points per set while posting a double-double in each of Missouri State's victories against Southern Illinois. Saturday in Carbondale, the junior had 15 kills, 19 digs, three aces and two blocks in five sets. Tuesday in Springfield, Flynn tallied a match-high 19 kills on .250 hitting, adding 13 digs and three more aces in a 3-1 win. She also fielded 43 of 44 SIU serves for a .977 reception percentage in the two matches and ran her double-double streak to six consecutive contests. The Bears are now 6-1 overall for the first time since 2013 and 2-0 in MVC play for the first time since 2017.

**Other Notable Performances:** Doga Topcicek (BU); Emily Plock (DU); Alondra Vazquez (UE); Sarah Kushner (ILS); Madeline Williams (INS); Sarah Murozek (LUC); Emily Holterhaus (UNI); Emma Baalman (SIU); Peyton McCarthy (VALPO)



### MVC Defensive Player of the Week

#### Rylee Cookerly, Sr., L, Valparaiso

As she has done throughout her career, Cookerly led the way on the back line in Valpo's two wins last week. Cookerly led all players in both victories, tallying 17 digs in Valpo's sweep of Butler and 23 digs in the four-set win over Loyola. The Loyola match was especially impressive, as 10 of her 23 digs were converted into immediate kills - an extremely high percentage for a libero. Cookerly, who averaged 5.71 digs/set and received 33 serves without an error over the two matches, has now scored double figures in digs in 58 consecutive contests and has posted 20+ digs 50 times in her Valpo career.

**Other Notable Performances:** Hannah Thompson (BRAD); Kylee Macke (DU); Hannah Watkins (UE); Kendal Meier (ILS); Chloe Mason (INS); Taylor Venuto (LUC); Teagan Polcovich (MSU); Carly Spies (UNI); Katy Kluge (SIU)



### MVC Freshman of the Week

#### Victoria Bulmahn, Fr., S, Valparaiso

Bulmahn had a stellar start to her career at Valpo, as she set the Brown and Gold to two wins last week. After missing the season opener, Bulmahn stepped right in on Friday and dished out 30 assists in the sweep of Butler. Then, in her first career MVC match on Monday versus Loyola, Bulmahn tallied 50 assists over the four-set win and added 13 digs as well for her first career double-double. Bulmahn's setting helped the offense to a .242 attack clip in the win over the Ramblers, as three different Valpo players reached double figures in kills, all hitting better than .300. For the week, Bulmahn averaged 11.43 assists/set and 2.86 digs/set.

**Other Notable Performances:** Abby Johnson (BRAD); Kaitlyn Prondzinski (ILS); Mallory Keller (INS); Emily Banitt (LUC); Teagan Polcovich (MSU); Tayler Alden (UNI); Imani Hartfield (SIU)



# NOTEWORTHY

In addition to the league's player and freshman of the week selections, several conference players had notable performances, including:

**Doga Topcicek (BRAD)** - Topcicek helped highlight Bradley's sweep of I-74 rival Illinois State with a team-best 10 kills and also had seven digs, one ace and one block in the first home match of her career as the Braves topped the Redbirds at Renaissance Coliseum for the third consecutive year. Topcicek helped highlight a 27-25 opening-set victory, collecting four kills on 11 swings with no errors and had three digs, an ace and block as she tallied six points in the first set. She added five kills with one error on nine attacks in another nail-biter, helping Bradley to another 27-25 win in the second set. Topcicek had a kill and three digs in the final set as the Braves completed the sweep for the team's fourth victory in the last five contests in the series.

**Emily Plock (DU)** - Led Drake in scoring with 18.5 points on the week on 16 kills and three blocks ... opened the week by hitting .294 with 11 kills to defeat UNI ... had three blocks in the loss to No. 25 Marquette.

**Alondra Vazquez (UE)** - Alondra Vazquez had a strong week, averaging 3.58 kills per set, including a season high of 20 in a victory over Saint Louis. In Friday's home opener, Vazquez recorded 17 kills while hitting .256 against Indiana State. She recorded 10 digs, a pair of service aces and a block assist. In Sunday's 5-set win over Saint Louis, Vazquez had 20 kills in an effort that saw her hit .213. She had her third double-double of the season with 14 digs. In the finale against #24 Western Kentucky, she finished with six kills and eight digs.

**Sarah Kushner (ILS)** - Sarah Kushner was a threat all over the court this week for the Redbirds, averaging a team-best 4.00 kills per set and finishing with a team-leading 40 kills. The sophomore also contributed a pair of assists, turned in a .944 reception percentage, averaged 2.30 digs per set and added a solo block in three starts for the Redbirds. Kushner recorded her second double-double of the season in a setback to Cincinnati on Friday, tallying 13 kills and scooping up 12 digs in the outing. In Saturday's win, the sophomore turned in 10 kills and a perfect 1.000 reception percentage, while delivering four of ISU's nine service aces. At Bradley, Kushner posted her fourth double-digit kill performance with a team-leading 17 kills, while adding six digs.

**Madeline Williams (INS)** - Sycamore junior Madeline Williams had an impressive day in a 3-1 victory over Evansville on Friday evening. Williams tallied 12 kills while hitting .524 while also contributing three service aces offensively but was just as impressive on defense with four block assists and two digs. Williams leads the Valley in hitting percentage at .435 (29th nationally), is second in points per set at 4.50 (57th nationally) and second in service aces per set at .57 (53rd nationally).

**Sarah Murczek (LUC)** - In two matches last week, Murczek recorded a pair of double-doubles, averaging 3.67 kills, 4.51 digs, 0.67 blocks and 0.78 service aces per set as Loyola split a pair of contests. The sophomore outside hitter has three double-doubles in as many outings this season after registering just one double-double as a freshman in 2019. In a thrilling five-set win against Butler on January 29, Murczek totaled a career-best 18 kills and career-high 26 digs, adding four aces and three blocks as the Ramblers moved to 2-0 for the first time since 2012. She then pitched in 15 kills and 15 digs in a four-set loss at Valparaiso on February 1. For the year, the Oak Lawn, Ill. native is delivering 3.50 kills, 3.93 digs and 0.50 aces per set.

**Emily Holterhaus (UNI)** - Emily Holterhaus led the Panthers with 32 kills in 2 matches last weekend. Holterhaus averaging 4 kills and 3 digs per set in contests over Drake and #25 Marquette. The sophomore middle blocker added 16 kills, 15 digs, and 2 blocks against Drake, recording her third double-double of the season. Holterhaus finished with 16 kills, 9 digs, 3 blocks, and 2 service aces against Marquette.

**Emma Baalman (SIU)** - Emma Baalman hit .361 in a pair of matches against Missouri State, which included .500 against the Bears on Tuesday. The redshirt senior opened with seven kills, four digs and three blocks in SIU's five-set loss to Missouri State and followed with seven kills on 14 swings with no errors at Missouri State on Tuesday. Baalman ranks second in the Valley in hitting percentage at .344.

**Peyton McCarthy (VALPO)** - McCarthy led Valpo in kills in both matches as it went 2-0 last week. The senior picked up a team-best nine kills in its sweep of Big East foe Butler on Friday afternoon, and followed on Monday with a match-high 16 kills on .333 hitting to go with four blocks as Valpo earned an MVC win over Loyola. For the week, McCarthy averaged 3.57 kills/set on .276 hitting and added 0.86 blocks/set.

**Hannah Thompson (BRAD)** - An outside hitter, Thompson collected a match-high 17 digs in addition to her offensive exploits to help highlight a three-set sweep of I-74 rival Illinois State. She also added eight kills, two assists and two aces and was perfect on 14 serve receives in the victory. Thompson had five digs along with four kills and an ace in a 27-25 opening-set victory. She chased that with two digs in the second set that resulted in another 27-25 Bradley win. Thompson capped the night with 10 digs and a block solo in the third set as the Braves earned their fourth victory in the last five outings against the Redbirds.

**Kylee Macke (DU)** - Had 41 total digs in six sets to average 6.83 digs per set ... opened the week with 18 digs in the four-set win over UNI ... matched a three-set career-high with 23 digs in the loss to No. 25 Marquette.

**Hannah Watkins (UE)** - Hannah Watkins continued to rack up the blocks, averaging 1.00 per set in the Purple Aces' three matches last week. In the Meeks Family Fieldhouse opener, Watkins posted four block assists and a dig before putting forth another nice effort in Sunday's win over the Billikens. She notched four more block assists and a solo to finish with 5.0 in the match. In the final matchup versus the nationally-ranked Hilltoppers, she added another solo block and two assists.

**Kendal Meier (ILS)** - Kendal Meier covered all areas of the court this week, as the starting libero scooped a team-leading 45 digs to average a team-high 4.50 digs per set. With just two reception errors, the senior turned in a .967 reception percentage, while adding 13 assists. Meier led the team in each match in the defensive category, recording double-digit digs for the third, fourth and fifth time in six outings this spring. Meier stayed just as aggressive behind the service line, delivering five service aces, including three in a win over Cincinnati and a pair at Bradley.

**Chloe Mason (INS)** - Setter Chloe Mason served as the defensive anchor for Indiana State in their 3-1 victory over Evansville last Friday. The sophomore recorded a team-best 13 digs to go along with 26 assists and three kills. Mason's numbers were good enough for her 15th-career double-double. Her 6.14 assists per set are seventh in the Valley.

**Taylor Venuto (LUC)** - Last week, Venuto, who ranked among Valley leaders in blocks as a freshman, totaled 1.78 blocks per set, along with 2.22 kills and 0.67 digs per set to help Loyola split a pair of matches. In a win against Butler, she accounted for a season-best 13 kills, four digs and nine total blocks, then racked up seven kills, two digs and seven rejections in a loss at Valparaiso. This season, Venuto, who was a 2019 First Team All-MVC pick, is averaging 1.50 blocks per set to go with 2.00 kills and 0.43 digs per set.

**Teagan Polcovich (MSU)** - Teagan Polcovich averaged 6.00 digs per set with a .971 service reception percentage in Missouri State's home-and-home sweep of Southern Illinois. Saturday, Polcovich had 28 digs in MSU's five-set win in Carbondale, the most for an MSU freshman since all-time digs leader Emily Butters in 2015. She backed that up with 26 digs in Tuesday's 3-1 win in Springfield, becoming first MSU player with back-to-back 25-dig matches since Butters in 2017 and the first freshman on record to do so at Missouri State. The Bears are now 6-1 overall for the first time since 2013 and 2-0 in MVC play for the first time since 2017.

**Carly Spies (UNI)** - Junior Carly Spies finished the weekend with a .389 hitting percentage but she was most notable on the defensive side, recording a team high 11 blocks. An efficient blocker from the middle Spies finished with 6 block assists against Drake and added 5 more against #25 Marquette.

**Katy Kluge (SIU)** - Kluge totaled 60 digs (6.7/set) and 11 assists (1.2/set) in two matches against Missouri last week. The Oconomowoc, Wis. set career-highs in both digs (34) and assists (8) in SIU's five-set loss to Missouri State on Jan. 30. Kluge's 34 digs were the most by a Saluki since 2012 and are tied for the most in a five-set match in school history. Kluge followed with 26 digs and five assists at Missouri State on Tuesday. The junior libero currently leads the Valley, and ranks 19th nationally, in digs per set at 5.72/set.

**Abby Johnson (BRAD)** - In the first home match of her career, Johnson notched six blocks and also had five kills to help power Bradley to a three-set home victory over I-74 rival Illinois State. Johnson had two kills and two blocks in the opening set 27-25 win and added a pair of kills along with her lone dig of the night in the second (another 27-25 BU victory). She came up big at the end, however, tallying four blocks and a kill in the third set as Johnson helped Bradley force 13 Illinois State attack errors in the third.

**Kaitlyn Prondzinski (ILS)** - Illinois State's lone true freshman starter, Kaitlyn Prondzinski, has made her presence known to her opponents. The freshman finished with 27 kills in three starts for ISU this past weekend, averaging 2.70 kills per set on .295 hitting. After contributing a four-set career-high six kills on Friday night, Prondzinski doubled that number with a career-best 12 kills on an impressive .455 hitting in Saturday's sweep of the Bearcats. In Monday's setback to the Braves, the Rochester, Minnesota, native contributed nine kills on a team-high .300 hitting and tacked on a team-leading five blocks, averaging 0.70 blocks per set for the week.

**Mallory Keller (INS)** - In her second career game for the Sycamores, freshman Mallory Keller served as the offensive leader in a 3-1 victory for the Blue & White over Evansville. Keller recorded a team-high 16 kills while hitting .367 to go along with three digs. Her 16 kills are tied for the most among freshmen this year in a single game and are tied for third in the MVC in most kills in a game.

**Emily Banitt (LUC)** - Banitt has registered three double-doubles in as many outings to commence her collegiate career and last week contributed 2.78 kills, 3.67 digs, 0.67 blocks and 0.22 aces per set as Loyola split a pair of matches. In the Ramblers' five-set win versus Butler last Friday, she went for 12 kills, a season-high 21 digs and a pair of aces and blocks before collecting 13 kills, 12 digs and four blocks at Valparaiso. Banitt is averaging 2.64 kills, 3.21 digs and 0.57 blocks per set this season.

**Taylor Alden (UNI)** - Freshman Taylor Alden finished the week-end with 74 assists, 11 digs and 11 kills in 2 matches with Drake and #25 Marquette. The freshman setter finished with 38 assists, 5 digs, 4 kills, 1 block, and a service ace against Drake. She followed it up with 36 assists, 7 kills, 6 digs and 2 service ace performance against #25 Marquette.

**Imani Hartfield (SIU)** - Imani Hartfield hit a career-best .583 with eight kills on 12 swings against Missouri State on Jan. 30 and followed with a career-high 14 kills on 28 swings at Missouri State on Tuesday. The Sanford, Fla. native has put down at least six kills in each of her first four collegiate matches and has reached double figures twice. Hartfield currently leads all Valley freshmen, and ranks 15th nationally among first-years, with a .400 hitting percentage.

# PLAYERS OF THE WEEK

DATE	PLAYER	SCHOOL
J26	Kaylee Martin	Illinois State
F3	Amelia Flynn	Missouri State
F9		
F16		
F23		
M2		
M9		
M16		
M23		
M29		

# DEFENDERS OF THE WEEK


DATE	PLAYER	SCHOOL
J26	Teagan Polcovich	Missouri State
F3	Rylee Cookerly	Valparaiso
F9		
F16		
F23		
M2		
M9		
M16		
M23		
M29		

# FRESHMEN OF THE WEEK

DATE	PLAYER	SCHOOL
J26	Jada Wills	Drake
F3	Victoria Bulmah	Valparaiso
F9		
F16		
F23		
M2		
M9		
M16		
M23		
M29		

MVC Players, Defensive Players and Freshmen of the Week are selected each week during the volleyball season. The players are announced on Monday afternoon and appear in a weekly press release. Nominees are provided by each school's sports information contact and voted on by a panel appointed by the league office.

# PRESEASON COACHES' POLL



### AVCA Top-25

For the second-straight week, Illinois State is receiving votes in the latest American Volleyball Coaches Association (AVCA) Top-25 Poll, which was announced by the organization on Feb. 1. This is the third time the Redbirds have been mentioned in the poll since fourth-year head coach Leah Johnson took the reins in 2017. Illinois State has made 15 appearances in the AVCA's top 25 in program history – once in 2019, 12 times in 1984 and twice in 1983 – the first year the poll was published.

### On the Brink of History

UNI head coach Bobbi Petersen is tied for the MVC lead for most all-time coaching wins with 509. With her first win of the season, Petersen will surpass former Missouri State head coach Melissa Stokes on the all-time MVC wins chart and become the all-time career coaching wins leader in MVC history.

### BU: New Kid on the Block

The tallest player in program history at 6-5, freshman Abby Johnson has made her presence felt at the net early on this season. Johnson, who is tied for fourth in The Valley at 1.33 blocks per set, collected six blocks to go with five kills in Monday's three-set win against Illinois State as she helped the Braves tally 11.0 blocks in the victory. She had three solo blocks in Monday's victory for the most solo blocks by a Brave since Erica Haslag had three at Indiana State on Sept. 16, 2016. Bradley has improved its blocks-per-set average each of the last three seasons and is currently tied for third in the MVC at 2.33 blocks per set this season.

### DU: Historic Sweep

Drake earned a 3-1 win at UNI to record the team's first win in Cedar Falls since 1983 and the team's first regular-season sweep of the Panthers since 1982. Drake is 4-1 or better to start a season for the sixth time in the last seven years.

### UE: 1-2 Punch

Through the first week of action, UE has been led by Alondra Vazquez and Melanie Feliciano on the offensive end. Vazquez ranks third in the MVC with 3.73 kills per set while Feliciano checks in with 3.27, putting her 9th in the league. They have led the team in kills in each of the opening four matches of the season. Feliciano has focused on her accuracy and sits in 8th place in the conference, hitting .234 through four matches.

### ILS: Serving Up a Sweep

After falling in four sets on Friday night, the Redbirds responded by sweeping the Cincinnati Bearcats at Redbird Arena on Saturday afternoon. Illinois State used a career performance from freshman Kaitlyn Prondzinski, who tallied 12 kills on .455 hitting, while the Redbirds delivered nine service aces, led by Sarah Kushner (4).

### INS: Valley Leaders

In the young spring 2021 season, the Sycamores find themselves atop the Valley in four categories currently. Offensively, ISU is first in the MVC in assists per set at 14.29 (4th nationally), hitting percentage at .230 (56th nationally), kills per set at 15.29 (5th nationally) and team attacks per set at 41.00 (5th nationally).

### LUC: Impressive Frosh

Loyola's 2-0 start prior to Monday's loss at Valpo was its first since 2012. Freshman Emily Banitt has opened her career in impressive fashion, tallying three double-doubles in as many matches. The outside hitter is producing 2.64 kills and 3.21 digs per set this season. She had 12 kills and a season-best 21 digs in a win over Butler on January 29 then notched a season-best 13 kills and added 12 digs in a four-set loss at Valpo.

### MSU: Fast Start

Missouri State is 6-1 overall for the first time since 2013 and just the sixth time in the last 31 seasons. The Bears are also 2-0 in Valley play for the first time since 2017, when the team completed an unbeaten run through both regular season and tournament play.

### UNI: Follow the Leader

Emily Holterhaus led UNI in kills in all of the season's five matches played so far. Holterhaus registered a career-high 16 terminations in back-to-back outings last week against Drake and #25 Marquette. Holterhaus ranks 5th in kills per sets and 4th in points per set in The Valley.

### SIU: Digs Aplenty

The Salukis, who finished 15th in the nation in 2019 in digs per set (17.67/set), are once again ranked in the top-25 in the category. Southern currently ranks 23rd at 17.93 digs per set. Southern's libero, Katy Kluge, set career-highs in both digs (34) and assists (8) in SIU's five-set loss to Missouri State on Jan. 30. Kluge's 34 digs were the most by a Saluki since 2012 and are tied for the most in a five-set match in school history. Overall, it is tied for the third-most in a match of any length in program history. Kluge currently leads The Valley, and ranks 19th nationally, in digs per set at 5.50/set.

### VU: Reeling Off Victories

With two consecutive wins under their belts heading into next weekend, the Crusaders are looking for a third straight victory when they take the court at Missouri State. Early-season win streaks have been commonplace under head coach Carin Avery, as in 16 of her 18 seasons, Valpo has had a winning streak of at least three straight matches within the season's first 10 matches.

### The Valley Digs Deep

Seven of the 10 MVC programs currently rank Top 50 nationally in digs per set, including three in the top 25. Drake ranks 13th nationally with 18.61 digs per set, while Indiana State ranks 17th (18.43). Southern Illinois (23rd, 17.93), Illinois State (33rd, 17.33), Loyola (38th, 17.21), Valpo (45th, 16.75) and Bradley (49th, 16.50) round out the teams ranking in the Top 50 nationally.

### Cookerly Climbing Digs Chart

Valpo senior Rylee Cookerly continues to climb The Valley's all-time career digs list. Cookerly sits 9th on the list entering this week. The senior is the NCAA active leader in career digs and ranks second nationally among active players with a career average of 5.35 per set.

#### Individual Career Digs

2,778	Courtney Pence, Illinois State, 2015-18
2,656	Ellie Blankenship, UNI, 2007-10
2,482	Emily Butters, Missouri State, 2015-18
2,423	Alana Wittenburg, Drake, 2007-10
2,323	Kendyl Sorge, UNI, 2015-18
2,243	Yavianliz Rosado, Bradley, 2015-18
2,215	Katie Klages, Evansville, 2010-13
2,202	Kelly Broussard, Wichita State, 2005-08
2,151	Rylee Cookerly, Valparaiso, 2017-pres




# POSTSEASON SUCCESS


For the 16th time in league history, at least two Valley volleyball teams were selected as part of the field of 64 in 2019. It was the 12th time in the last 14 years that the MVC has placed multiple teams into the NCAA tourney.

## THE VALLEY HAS EARNED MULTIPLE NCAA VOLLEYBALL TOURNAMENT BIDS 16 TIMES


### TWO TEAMS



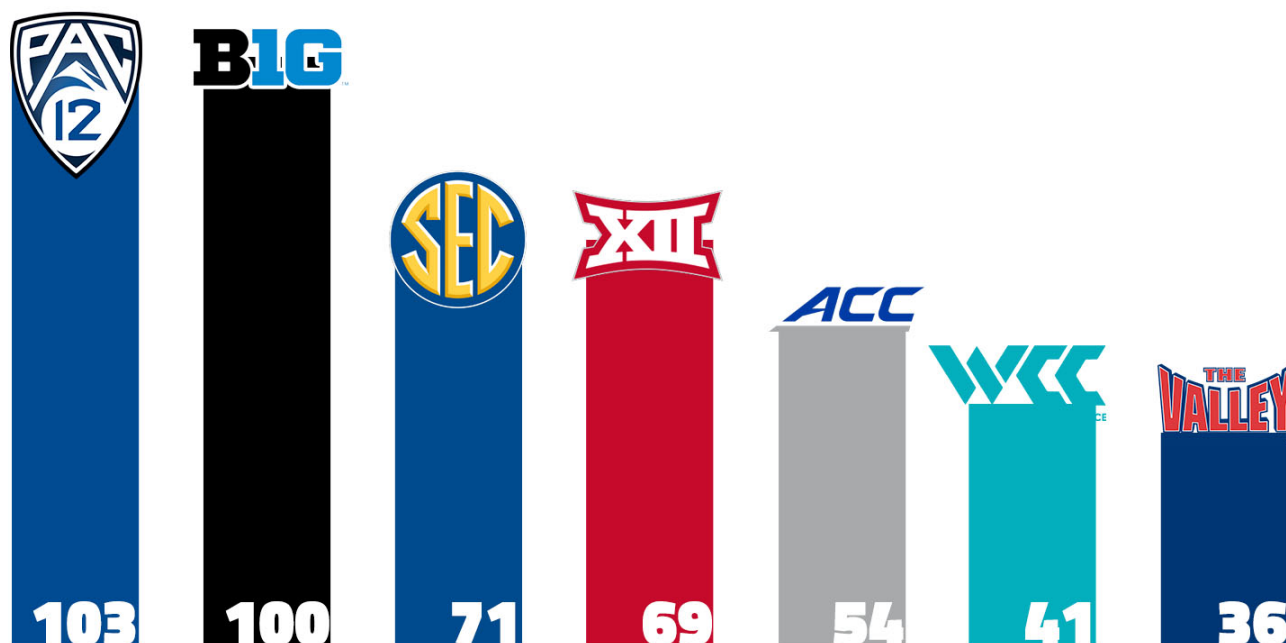
### THREE TEAMS



### FOUR TEAMS



Since 2006, The Valley has received 36 bids into the 64-team field, trailing only the Pac-12, Big Ten, Big 12, SEC, ACC & West Coast Conferences.



The Valley has reached the Sweet 16 on four occasions. UNI has reached the second weekend three times (1999, 2001 and 2002), while Wichita State appeared in 2012.

# #THEVALLEYRUNSDEEP



2020-21 Missouri Valley Conference  
Conference Team Leaders as of Feb 02, 2021



Hitting Percentage	S	K	E	TA	Pct.
1. Indiana State	7	107	41	287	.230
2. Drake	18	212	81	719	.182
3. Illinois State	21	267	128	798	.174
4. Southern Illinois	18	218	101	689	.170
5. Evansville	15	163	76	520	.167
6. Missouri State	30	344	181	1091	.149
7. Northern Iowa	19	220	125	669	.142
8. Bradley	6	72	40	234	.137
9. Loyola	14	164	92	548	.131
10. Valparaiso	12	130	83	442	.106

Opponent Hitting Pct	S	K	E	TA	Pct.
1. Valparaiso	12	143	90	465	.114
2. Loyola	14	161	91	533	.131
3. Drake	18	228	123	751	.140
4. Missouri State	30	353	179	1064	.164
5. Illinois State	21	255	118	817	.168
6. Bradley	6	79	39	226	.177
7. Southern Illinois	18	230	93	716	.191
8. Northern Iowa	19	236	93	666	.215
9. Evansville	15	207	83	554	.224
10. Indiana State	7	94	33	267	.228

Assists	S	No.	Avg/S
1. Indiana State	7	100	14.29
2. Illinois State	21	251	11.95
3. Bradley	6	71	11.83
4. Southern Illinois	18	207	11.50
5. Drake	18	203	11.28
6. Loyola	14	157	11.21
7. Northern Iowa	19	209	11.00
8. Missouri State	30	326	10.87
9. Evansville	15	159	10.60
10. Valparaiso	12	122	10.17

Kills	S	No.	Avg/S
1. Indiana State	7	107	15.29
2. Illinois State	21	267	12.71
3. Southern Illinois	18	218	12.11
4. Bradley	6	72	12.00
5. Drake	18	212	11.78
6. Loyola	14	164	11.71
7. Northern Iowa	19	220	11.58
8. Missouri State	30	344	11.47
9. Evansville	15	163	10.87
10. Valparaiso	12	130	10.83

Blocks	S	BS	BA	Total	Avg/S
1. Illinois State	21	23	74	60	2.86
2. Loyola	14	6	60	36	2.57
3. Bradley	6	7	14	14	2.33
Valparaiso	12	5	46	28	2.33
5. Northern Iowa	19	9	53	35	1.87
6. Drake	18	4	56	32	1.78
7. Missouri State	30	12	76	50	1.67
8. Evansville	15	4	40	24	1.60
9. Southern Illinois	18	3	42	24	1.33
10. Indiana State	7	0	18	9	1.29

Service Aces	S	No.	Avg/S
1. Illinois State	21	44	2.10
2. Missouri State	30	61	2.03
3. Bradley	6	8	1.33
4. Northern Iowa	19	24	1.26
5. Drake	18	22	1.22
6. Loyola	14	17	1.21
7. Indiana State	7	7	1.00
8. Evansville	15	14	0.93
9. Southern Illinois	18	15	0.83
Valparaiso	12	10	0.83

Digs	S	No.	Avg/S
1. Southern Illinois	18	340	18.89
2. Drake	18	335	18.61
3. Indiana State	7	129	18.43
4. Illinois State	21	364	17.33
5. Loyola	14	241	17.21
6. Valparaiso	12	201	16.75
7. Bradley	6	99	16.50
8. Evansville	15	235	15.67
9. Missouri State	30	467	15.57
10. Northern Iowa	19	279	14.68



2020-21 Missouri Valley Conference  
Conference Individual Leaders as of Feb 02, 2021



(Players listed below have played in at least 50.00 percent of their team's games.)

Hitting % (Min. 3.0 TA/set)	Cl	S	K	E	TA	Pct.
1. Williams, Madeline-INS	Jr	7	25	5	46	.435
2. Hamilton, Kaitlyn-INS	Fr	7	16	3	34	.382
3. Hartfield, Imani-SIU	Fr	18	40	9	85	.365
4. Baalman, Emma-SIU	Sr	18	36	5	90	.344
5. Coggin, Karagan-BRAD	So	6	14	5	29	.310
6. Prondzinski, Kaitlyn-ILS	Fr	19	43	12	105	.295
7. Bush, Haley-DU	So	15	42	12	119	.252
8. Spies, Carly-UNI	Jr	17	25	10	60	.250
Newby, Kylie-INS	So	7	14	5	36	.250
10. Plock, Emily-DU	Sr	18	60	16	182	.242

Assists	Cl	S	No.	Avg/S
1. Bulmahn, Victoria-VALPO	Fr	7	80	11.43
2. Maguire, Rachel-SIU	Sr	18	179	9.94
3. Jankiewicz, Stef-ILS	Sr	18	173	9.61
4. Smith, Caitlyn-DU	Jr	17	156	9.18
5. Anderson, Kennedee-MSU	So	30	273	9.10
6. Appel, Jenna-LUC	Fr	12	105	8.75
7. Kauling, Kora-BRAD	Jr	6	50	8.33
8. Alden, Tayler-UNI	Fr	19	154	8.11
9. Mason, Chloe-INS	So	7	43	6.14
10. Lewis, Mary Hannah-INS	Sr	7	40	5.71

Blocks	Cl	S	BS	BA	Total	Avg/S
1. Hart, Haley-VALPO	Jr	9	3	12	15	1.67
2. Venuto, Taylor-LUC	So	14	3	18	21	1.50
3. Lund, Nicole-ILS	Fr	21	6	24	30	1.43
4. Johnson, Abby-BRAD	Fr	6	3	5	8	1.33
Cummings, Ally-VALPO	Sr	6	0	8	8	1.33
6. Watkins, Hannah-UE	So	15	4	13	17	1.13
7. Gergen, Gillian-DU	Sr	17	1	16	17	1.00
Van Grinsven, Elle-LUC	Sr	14	3	11	14	1.00
Spies, Carly-UNI	Jr	17	1	16	17	1.00

Points	Cl	S	K	SA	BS	BA	Points	Avg/S
1. Williams, Madeline-INS	Jr	7	25	4	0	5	31.5	4.50
2. Cink, Brooklyn-MSU	So	30	108	17	3	13	134.5	4.48
3. Martin, Kaylee-ILS	Sr	18	71	1	5	5	79.5	4.42
4. Murczek, Sarah-LUC	So	14	49	7	0	8	60.0	4.29
5. Holterhaus, Emily-UNI	So	19	66	5	6	7	80.5	4.24
6. Vazquez, Alondra-UE	Jr	15	56	2	0	5	60.5	4.03
7. Flynn, Amelia-MSU	Jr	30	105	12	0	7	120.5	4.02
8. Plock, Emily-DU	Sr	18	60	5	0	10	70.0	3.89
9. Thompson, Hannah-BRAD	Jr	6	19	2	1	0	22.0	3.67
Kushner, Sarah-ILS	So	21	61	11	2	6	77.0	3.67

Kills	Cl	S	No.	Avg/S
1. Martin, Kaylee-ILS	Sr	18	71	3.94
2. Vazquez, Alondra-UE	Jr	15	56	3.73
3. Cink, Brooklyn-MSU	So	30	108	3.60
4. Williams, Madeline-INS	Jr	7	25	3.57
5. Murczek, Sarah-LUC	So	14	49	3.50
Flynn, Amelia-MSU	Jr	30	105	3.50
7. Holterhaus, Emily-UNI	So	19	66	3.47
8. Plock, Emily-DU	Sr	18	60	3.33
9. Feliciano, Melanie-UE	So	15	49	3.27
10. Thompson, Hannah-BRAD	Jr	6	19	3.17

Service Aces	Cl	S	No.	Avg/S
1. Williams, Madeline-INS	Jr	7	4	0.57
2. Cink, Brooklyn-MSU	So	30	17	0.57
3. Kushner, Sarah-ILS	So	21	11	0.52
4. Murczek, Sarah-LUC	So	14	7	0.50
5. Anderson, Kennedee-MSU	So	30	14	0.47
6. Grant, Jillie-VALPO	Jr	12	5	0.42
7. Flynn, Amelia-MSU	Jr	30	12	0.40
D'Ambrose, Jessica-ILS	Fr	15	6	0.40
9. Weimerskirch, Kaity-ILS	So	21	8	0.38
10. Wemhoener, Katie-MSU	Fr	28	10	0.36

Digs	Cl	S	No.	Avg/S
1. Kluge, Katy-SIU	Jr	18	103	5.72
2. Thompson, Hannah-BRAD	Jr	6	32	5.33
3. Macke, Kylee-DU	Sr	17	86	5.06
4. Hinchman, Grace-LUC	Fr	14	69	4.93
5. Cookerly, Rylee-VALPO	Sr	12	59	4.92
6. Meier, Kendal-ILS	Sr	21	92	4.38
7. Smith, Caitlyn-DU	Jr	17	67	3.94
8. Murczek, Sarah-LUC	So	14	55	3.93
9. Tedrow, Melina-INS	Jr	7	27	3.86
10. Petersen, Baylee-UNI	Jr	19	70	3.68

Team Identification	Team ID
Bradley	BRAD
Drake	DU
Evansville	UE
Illinois State	ILS
Indiana State	INS
Loyola	LUC
Missouri State	MSU
Northern Iowa	UNI
Southern Illinois	SIU
Valparaiso	VALPO



2020-21 Missouri Valley Conference  
Conference Team Leaders as of Feb 02, 2021  
(Conference matches)



Hitting Percentage	S	K	E	TA	Pct.	Opponent Hitting Pct	S	K	E	TA	Pct.
1. Indiana State	7	107	41	287	.230	1. Loyola	9	96	59	310	.119
2. Evansville	7	94	33	267	.228	2. Illinois State	6	72	40	234	.137
3. Drake	8	91	35	307	.182	3. Drake	8	100	55	320	.141
4. Illinois State	6	79	39	226	.177	4. Valparaiso	9	107	59	332	.145
5. Missouri State	9	102	42	348	.172	5. Missouri State	9	110	57	341	.155
6. Southern Illinois	9	110	57	341	.155	6. Southern Illinois	9	102	42	348	.172
7. Loyola	9	107	59	332	.145	7. Bradley	6	79	39	226	.177
8. Northern Iowa	8	100	55	320	.141	8. Northern Iowa	8	91	35	307	.182
9. Bradley	6	72	40	234	.137	9. Indiana State	7	94	33	267	.228
10. Valparaiso	9	96	59	310	.119	10. Evansville	7	107	41	287	.230

Assists	S	No.	Avg/S	Kills	S	No.	Avg/S
1. Indiana State	7	100	14.29	1. Indiana State	7	107	15.29
2. Evansville	7	92	13.14	2. Evansville	7	94	13.43
3. Illinois State	6	77	12.83	3. Illinois State	6	79	13.17
4. Northern Iowa	8	95	11.88	4. Northern Iowa	8	100	12.50
5. Bradley	6	71	11.83	5. Southern Illinois	9	110	12.22
6. Southern Illinois	9	104	11.56	6. Bradley	6	72	12.00
7. Loyola	9	102	11.33	7. Loyola	9	107	11.89
8. Drake	8	88	11.00	8. Drake	8	91	11.38
9. Missouri State	9	96	10.67	9. Missouri State	9	102	11.33
10. Valparaiso	9	90	10.00	10. Valparaiso	9	96	10.67

Blocks	S	BS	BA	Total	Avg/S	Service Aces	S	No.	Avg/S
1. Illinois State	6	6	26	19	3.17	1. Illinois State	6	15	2.50
2. Valparaiso	9	4	40	24	2.67	2. Missouri State	9	16	1.78
3. Loyola	9	4	34	21	2.33	3. Drake	8	11	1.38
Bradley	6	7	14	14	2.33	Northern Iowa	8	11	1.38
5. Northern Iowa	8	8	16	16	2.00	5. Bradley	6	8	1.33
6. Missouri State	9	1	28	15	1.67	6. Evansville	7	9	1.29
7. Evansville	7	2	18	11	1.57	7. Indiana State	7	7	1.00
8. Drake	8	1	22	12	1.50	8. Valparaiso	9	7	0.78
9. Indiana State	7	0	18	9	1.29	Loyola	9	7	0.78
10. Southern Illinois	9	2	18	11	1.22	10. Southern Illinois	9	6	0.67

Digs	S	No.	Avg/S
1. Southern Illinois	9	178	19.78
2. Indiana State	7	129	18.43
3. Northern Iowa	8	145	18.12
4. Evansville	7	122	17.43
5. Drake	8	138	17.25
6. Missouri State	9	155	17.22
7. Illinois State	6	100	16.67
8. Bradley	6	99	16.50
9. Valparaiso	9	145	16.11
10. Loyola	9	135	15.00



2020-21 Missouri Valley Conference  
Conference Individual Leaders as of Feb 02, 2021  
(Conference matches)



(Players listed below have played in at least 50.00 percent of their team's games.)

Hitting % (Min. 3.0 TA/set)							Kills					
	Cl	S	K	E	TA	Pct.		Cl	S	No.	Avg/S	
1. Williams, Madeline-INS	Jr	7	25	5	46	.435	1. Vazquez, Alondra-UE	Jr	7	30	4.29	
2. Hartfield, Imani-SIU	Fr	9	22	6	40	.400	2. Kushner, Sarah-ILS	So	6	23	3.83	
3. Hamilton, Kaitlyn-INS	Fr	7	16	3	34	.382	3. Flynn, Amelia-MSU	Jr	9	34	3.78	
4. Baalman, Emma-SIU	Sr	9	14	1	36	.361	4. Plock, Emily-DU	Sr	8	30	3.75	
5. Holt, Sydney-ILS	Sr	3	8	3	14	.357	5. Feliciano, Melanie-UE	So	7	26	3.71	
6. Spies, Carly-UNI	Jr	8	16	5	34	.324	6. Williams, Madeline-INS	Jr	7	25	3.57	
7. Plock, Emily-DU	Sr	8	30	6	77	.312	7. Bush, Haley-DU	So	8	28	3.50	
8. Coggin, Karagan-BRAD	So	6	14	5	29	.310	Holterhaus, Emily-UNI	So	8	28	3.50	
9. Bulmahn, Jaclyn-VALPO	Sr	7	15	4	39	.282	9. Murczek, Sarah-LUC	So	9	31	3.44	
Green, Azyah-MSU	So	9	17	6	39	.282	10. Hilliard, Kendee-ILS	So	3	10	3.33	
Assists							Service Aces					
	Cl	S	No.	Avg/S				Cl	S	No.	Avg/S	
1. Janka, Nora-ILS	Fr	3	37	12.33			1. D'Ambrose, Jessica-ILS	Fr	6	5	0.83	
2. Maguire, Rachel-SIU	Sr	9	88	9.78			2. Nicholson, Carley-ILS	Jr	4	3	0.75	
3. Anderson, Kennedee-MSU	So	9	86	9.56			3. Flynn, Amelia-MSU	Jr	9	6	0.67	
4. Smith, Caitlyn-DU	Jr	8	75	9.38			4. Williams, Madeline-INS	Jr	7	4	0.57	
5. Jankiewicz, Stef-ILS	Sr	3	27	9.00			5. Thon, Cecilia-UE	Jr	7	3	0.43	
6. Kauling, Kora-BRAD	Jr	6	50	8.33			6. Holterhaus, Emily-UNI	So	8	3	0.38	
7. Appel, Jenna-LUC	Fr	7	58	8.29			Plock, Emily-DU	Sr	8	3	0.38	
8. Alden, Tayler-UNI	Fr	8	64	8.00			Macke, Kylee-DU	Sr	8	3	0.38	
9. McInnis, Allana-UE	Sr	7	49	7.00			9. Murczek, Sarah-LUC	So	9	3	0.33	
10. Mason, Chloe-INS	So	7	43	6.14			Cink, Brooklyn-MSU	So	9	3	0.33	
Blocks							Digs					
	Cl	S	BS	BA	Total	Avg/S		Cl	S	No.	Avg/S	
1. Lund, Nicole-ILS	Fr	6	2	9	11	1.83	1. Kluge, Katy-SIU	Jr	9	60	6.67	
Prondzinski, Kaitlyn-ILS	Fr	6	1	10	11	1.83	2. Polcovich, Teagan-MSU	Fr	9	54	6.00	
3. Hart, Haley-VALPO	Jr	9	3	12	15	1.67	3. Thompson, Hannah-BRAD	Jr	6	32	5.33	
4. Jordan, Cassie-ILS	Fr	3	0	4	4	1.33	4. Hinchman, Grace-LUC	Fr	9	45	5.00	
Venuto, Taylor-LUC	So	9	2	10	12	1.33	5. Maguire, Rachel-SIU	Sr	9	44	4.89	
Johnson, Abby-BRAD	Fr	6	3	5	8	1.33	6. Cookerly, Rylee-VALPO	Sr	9	42	4.67	
7. Watkins, Hannah-UE	So	7	2	7	9	1.29	7. Petersen, Baylee-UNI	Jr	8	34	4.25	
Casey, Reagan-MSU	Fr	7	0	9	9	1.29	Smith, Caitlyn-DU	Jr	8	34	4.25	
9. Van Grinsven, Elle-LUC	Sr	9	2	7	9	1.00	9. Ruiz, Laura-UE	So	7	29	4.14	
							10. Macke, Kylee-DU	Sr	8	33	4.12	
Points										Team Identification		Team ID
	Cl	S	K	SA	BS	BA	Points	Avg/S				
1. Vazquez, Alondra-UE	Jr	7	30	2	0	2	33.0	4.71	Bradley	BRAD		
2. Flynn, Amelia-MSU	Jr	9	34	6	0	3	41.5	4.61	Drake	DU		
3. Holterhaus, Emily-UNI	So	8	28	3	5	1	36.5	4.56	Evansville	UE		
4. Williams, Madeline-INS	Jr	7	25	4	0	5	31.5	4.50	Illinois State	ILS		
Kushner, Sarah-ILS	So	6	23	2	1	2	27.0	4.50	Indiana State	INS		
6. Plock, Emily-DU	Sr	8	30	3	0	4	35.0	4.38	Loyola	LUC		
7. Murczek, Sarah-LUC	So	9	31	3	0	5	36.5	4.06	Missouri State	MSU		
8. Bush, Haley-DU	So	8	28	2	0	4	32.0	4.00	Northern Iowa	UNI		
9. Feliciano, Melanie-UE	So	7	26	0	0	0	26.0	3.71	Southern Illinois	SIU		
10. Thompson, Hannah-BRAD	Jr	6	19	2	1	0	22.0	3.67	Valparaiso	VALPO		