



2020-21 Standings -- As of Tues., Jan. 26

STANDINGS	--- CONFERENCE ---			--- OVERALL ---			Streak
	W	L	Pct.	W	L	Pct.	
Drake	1	0	1.000	3	0	1.000	W3
Loyola	1	0	1.000	1	0	1.000	W1
Evansville	1	0	1.000	1	0	1.000	W1
Illinois State	1	0	1.000	2	1	.667	W2
Missouri State	0	0	.000	4	1	.800	L1
Southern Illinois	0	0	.000	1	1	.500	W1
Valparaiso	0	1	.000	0	1	.000	L1
UNI	0	1	.000	0	3	.000	L3
Bradley	0	1	.000	0	1	.000	L1
Indiana State	0	1	.000	0	1	.000	L1

• • Non-Conference: 8-5 • Home: 5-1 • Away: 3-4 • Neutral: 0-0 • Top-25: 1-2 • •

Recent Results/ Upcoming Schedule

Friday, January 22

Oral Roberts at Missouri State W, 3-1
UNI at Drake* DU, 3-1
Illinois State at #20 Marquette L, 3-0
Southern Illinois at Memphis L, 3-1

Saturday, January 23

Illinois State at #20 Marquette W, 3-2
Western Illinois at Drake W, 3-1
South Dakota at Missouri State W, 3-2
UNI at Omaha L, 3-1
Southern Illinois at Memphis W, 3-2

Sunday, January 24

South Dakota State at Drake W, 3-0
UNI at #15 Creighton L, 3-0
Wichita State at Missouri State L, 3-2

Monday, January 25

Evansville at Indiana State UE, 3-0
Valparaiso at Loyola LUC, 3-2
Bradley at Illinois State ILS, 3-0

Friday, January 29

Valparaiso vs. Butler 12 PM
Cincinnati at Illinois State (ESPN+) 4 PM
Butler at Loyola (ESPN3) 5 PM
Indiana State at Evansville* (ESPN+) 5 PM
Drake at UNI* (ESPN+) 6 PM

Saturday, January 30

Cincinnati at Illinois State (ESPN+) 1 PM
Missouri State at Southern Illinois* (ESPN3) 1 PM
#25 Marquette at UNI (ESPN+) 7 PM

Sunday, January 31

Evansville vs. Saint Louis 2:30 PM
Drake vs. #25 Marquette (ESPN+) 5 PM
Evansville at #24 Western Kentucky 6 PM

Monday, February 1

Loyola at Valparaiso* (ESPN3+) 3 PM
Illinois State at Bradley* (ESPN3+) 6 PM

ALL TIMES CENTRAL

*MVC Match




MVC Offensive Player of the Week

Kaylee Martin, Sr., OH, Illinois State

Kaylee Martin boasted a .205 hitting percentage, with 45 kills to average 4.09 kills per set this weekend for the Redbirds, as Illinois State went 2-1. The senior turned in three double-digit kill performances, including a weekend-best 22 kills in an upset win over No. 20 Marquette on Saturday. NCAA Volleyball recognized Martin as the Performer of the Match via its social media channels Saturday night, as Martin hit .271 and added 12 digs and four blocks. Martin finished the weekend with a team-best 50.5 points, accounting for 28% of ISU's scoring.

Other Notable Performances: Caitlyn Smith (DU); Alondra Vazquez (UE); Madeline Williams (INS); Sarah Murczek (LUC); Brooklyn Cink (MSU); Emily Holterhaus (UNI); Emma Baalman (SIU); Rylee Cookerly (VALPO)



MVC Defensive Player of the Week

Teagan Polcovich, Fr., L, Missouri State

Teagan Polcovich took over libero duties for the Bears in their opening spring weekend and helped the MSU defense limit opponents to a .145 hitting efficiency. Polcovich led the team with 43 digs and a 3.58 per set average to go with a .947 service reception percentage. The freshman had 19 digs in Saturday's win against Summit League favorite South Dakota and 18 more against Wichita State Sunday. She entered Friday's match with Oral Roberts in the third set and tallied six digs, adding 13 assists on the weekend to rank second on the club.

Other Notable Performances: Gillian Gergen (DU); Hannah Watkins (UE); Sarah Kushner (ILS); Melina Tedrow (INS); Grace Hinchman (LUC); Melissa Flynders (VALPO)



MVC Freshman of the Week

Jada Wills, Fr., OH, Drake

Drake freshman outside hitter Jada Wills was second on the team in kills on the opening weekend with 34 kills for a 3.09 kills per set average. She also added 3.27 digs per set and had four total blocks and a pair of aces, while hitting .223 in her first weekend of collegiate action. Wills opened the week with 16 kills on 47 attempts with 13 digs as the Bulldogs snapped a 47-match losing streak vs. UNI. She had 11 kills, 14 digs and three blocks against Western Illinois and closed the weekend with seven kills and nine digs against South Dakota State.

Other Notable Performances: Elise Moeller (UE); Nicole Lund (ILS); Kaitlyn Hamilton (INS); Emily Banitt (LUC); Teagan Polcovich (MSU); Tayler Alden (UNI); Imani Hartfield (SIU)

NOTEWORTHY

In addition to the league's player and freshman of the week selections, several conference players had notable performances, including:

Caitlyn Smith (DU) - Had three-straight double-doubles to open the season as she averaged 9.91 assists per set and 4.36 digs per set to lead the Bulldogs to a 3-0 start to the season ... she also added four blocks ... opened the season with 44 assists in the four-set win over UNI with a career-high 22 digs and two blocks ... she followed that with 33 assists in a little more than three sets of action against WIU with 12 digs ... closed the week with 32 assists and 14 digs in the three-set win over South Dakota State.

Alondra Vazquez (UE) - Evansville's leader in double-doubles in 2019 picked up right where she left off in Monday's opener at Indiana State. After posting 17 such efforts as a sophomore, Alondra Vazquez opened the season with a team-best 13 kills and 15 digs in a 3-0 sweep at Indiana State. She also posted a block assist in the contest.

Madeline Williams (INS) - Madeline Williams began her season as the offensive leader for Indiana State on Monday against Evansville. The junior hit .360 for the match and tallied 13 kills to go along with two digs, one block assist and one service ace.

Sarah Murczek (LUC) - Murczek had a solid all-around performance in Loyola's 2021 spring season opener, delivering a career-best 16 kills, to go with 14 digs and two blocks, while hitting .225 (16-7-40), to lead Loyola to a five-set victory over Valparaiso for its first win in a season opener since 2015. Her effort against Valpo gave her the second double-double of her career and first since September 20, 2019, when she totaled 10 kills and a career-high 16 digs in a win over Northwestern. Her previous career high in kills was 11 and came at DePaul on September 21, 2019. For the year, the sophomore outside hitter is contributing 3.20 kills and 2.80 digs per set.

Brooklyn Cink (MSU) - Brooklyn Cink averaged 3.57 kills, 2.50 digs and 4.32 points per set to earn all-tournament honors at the Dr. Mary Jo Wynn Invitational, adding seven aces and five blocks in 14 sets. Cink notched her first career double-double in Friday's win against Oral Roberts, tying or exceeding career highs with 20 kills, 13 digs and four aces. Saturday, she had 12 kills and 11 digs in MSU's victory over Summit League favorite South Dakota, and concluded the weekend with 18 kills, 11 digs, three aces and three blocks in a 3-2 setback against Wichita State.

Emily Holterhaus (UNI) - Emily Holterhaus finished with a team high 34 kills and 8 blocks while adding 33 digs in three matches last week. Holterhaus provided an offensive and defensive spark for the Panthers in a week that saw Uni go 0-3. Holterhaus opened the week with 12 kills, 15 digs and 4 solo blocks and 3 service aces against Drake. She finished with 13 kills, 14 digs and 2 blocks the next day at Omaha. The final match of the weekend saw the Panthers take on #15 Creighton where Holterhaus tallied 9 kills, 4 digs and 2 blocks. Holterhaus averaged 3.09 kills, 3.00 digs, and 0.73 blocks per set over the three-match weekend.

Emma Baalman (SIU) - Emma Baalman hit .333 with double-digit kills in both of SIU's matches at Memphis over the weekend. Baalman opened the 2020-21 season with 10 kills, an ace and two blocks in four sets. She followed that performance by hitting at a .393 clip with 12 kills to just one error in SIU's 3-2 win over Memphis on Saturday. The senior middle added six digs and four blocks in Southern's first win over the Tigers since 2012.

Rylee Cookerly (VALPO) - Cookerly stepped up into an unusual role in Valpo's season opener on Monday at Loyola. With no true setters in uniform, Cookerly was used as the primary setter while also playing libero and maintaining her normal responsibilities at the position. She finished the match with her first career double-double, tying for team-high honors with 19 digs and handing out a team-best 17 assists - more than double her previous career high for assists. Cookerly also received 42 serves and committed just one reception error. The senior - who ranks as the NCAA's active career leader in digs - surpassed the 2,100-dig mark for her career in the opener and moved into ninth place in MVC history in the category.

Gillian Gergen (DU) - Led Drake with 14 blocks in the first three matches of the season to lead the Valley in blocking after the first weekend ... added five kills and six digs while battling a finger injury suffered in the opener against UNI ... had six blocks in the four-set win over UNI and followed that with four blocks and five digs against WIU ... closed the weekend with four blocks and a pair of kills against SDSU.

Hannah Watkins (UE) - As a freshman, Hannah Watkins was Evansville's top blocker, posting 10 solo and 94 block assists. Monday's season opener saw her put forth another solid defensive effort with two solo blocks and three block assists. Out of the Aces' 6.0 total team blocks in the match, Watkins was responsible for 3.5 of those. She also added five kills in nine attempts, good for a .444 hitting percentage.

Sarah Kushner (ILS) - After recording just four digs in ISU's season-opening setback to No. 20 Marquette, Sarah Kushner stepped up her game defensively in Saturday's win over the Golden Eagles, collecting a career-high 20 digs as a part of her first career double-double. The sophomore outside hitter added a team-high 12 digs in Monday's conference-opening victory over Bradley, finishing with 36 on the weekend to average 3.27 digs per set. Kushner also set a career high with three blocks in Saturday's win at Marquette, while matching that number in a win over Bradley.

Melina Tedrow (INS) - Sycamore junior Melina Tedrow led the defensive effort against Evansville on Monday for the Trees. Tedrow ended her evening with a team-high 15 digs to go along with six assists. With her 15 digs, she is now just 195 digs away from entering the Sycamore history book with the 10th-most digs in program history.

Grace Hinchman (LUC) - Hinchman earned the start at libero in Loyola's season-opening victory versus Valparaiso on January 25 and responded with 25 digs, while adding a pair of assists. The freshman is averaging 5.00 digs per set this season.

Melissa Flynders (VALPO) - With Cookerly focusing energy on the setting position, Flynders stepped up to help lead the back line in the opener at Loyola. The senior tied for team-high honors with 19 digs, the second-best effort of her career in the category. Flynders also received 14 serves without committing a reception error.

Elise Moeller (UE) - Elise Moeller had a strong freshman debut in the Purple Aces 3-0 win at Indiana State on Monday. She recorded six kills while hitting a solid .294 in her first collegiate match. She added two digs and a block assist in the winning effort.

Nicole Lund (ILS) - After missing a majority of last season due to injury, Nicole Lund didn't skip a beat in her first outing back, helping the Redbirds start the season 2-1. The starting middle blocker finished opening weekend with 17 kills on .209 hitting and a team-best 21 blocks. Lund opened the season with three kills and five blocks in a setback to the nationally-ranked Golden Eagles, before turning in career-best performances in Saturday's upset, turning in a career-high seven kills to go with six blocks. In Monday's win over Bradley, Lund led ISU's defensive charge, accounting for a career-high 10 blocks, while assisting with the Redbirds' effort to hold the Braves to just a .066 hitting percentage.

Kaitlyn Hamilton (INS) - Kaitlyn Hamilton boasts a strong start to her Sycamore career after being a main contributor to the Sycamore offense against Evansville. Hamilton helped boost the offense with eight kills while hitting .333 while also recording a dig. Her eight kills were the second-most for ISU, following only Williams.

Emily Banitt (LUC) - Banitt had an impressive debut, racking up 12 kills, 12 digs, two blocks and a service ace in Loyola's five-set win over MVC rival Valparaiso on January 25. The freshman outside hitter is the second Rambler freshman in as many seasons to record a double-double in her collegiate debut, joining 2019 MVC Freshman of the Year, Addie Barnes, in accomplishing the feat. Banitt's effort helped the Ramblers to their first win in a season opener since 2015. For the young season, Banitt is averaging 2.40 kills and 2.40 digs per set.

Taylor Alden (UNI) - Freshman Taylor Alden totaled 80 assists, 21 digs, 16 kills, 3 blocks and 2 service aces in three matches last week. Alden averaged 7.27 assists and 1.45 kills per set over the weekend including a double-double in her first match as a Panther. Alden finished with 26 assists in her first collegiate match while also adding 9 kills and 11 digs, just one kill away from a triple-double. Alden recorded a season high 32 assists against Omaha and finished the weekend with 22 assists and 5 digs against #15 Creighton.

Imani Hartfield (SIU) - Imani Hartfield hit .333 with 18 kills to just three errors in SIU's split at Memphis. In her collegiate debut, Hartfield tallied six kills and two blocks. The following night in SIU's first win over Memphis since 2012, Hartfield was one of five Salukis with 10-plus kills, as she finished with 12 and hit at a .357 clip. She added four blocks and three digs.

PLAYERS OF THE WEEK

DATE	PLAYER	SCHOOL
J26	Kaylee Martin	Illinois State
F2		
F9		
F16		
F23		
M2		
M9		
M16		
M23		
M29		

DEFENDERS OF THE WEEK

DATE	PLAYER	SCHOOL
J26	Teagan Polcovich	Missouri State
F2		
F9		
F16		
F23		
M2		
M9		
M16		
M23		
M29		

FRESHMEN OF THE WEEK

DATE	PLAYER	SCHOOL
J26	Jada Wills	Drake
F2		
F9		
F16		
F23		
M2		
M9		
M16		
M23		
M29		

MVC Players, Defensive Players and Freshmen of the Week are selected each week during the volleyball season. The players are announced on Monday afternoon and appear in a weekly press release. Nominees are provided by each school's sports information contact and voted on by a panel appointed by the league office.

PRESEASON COACHES' POLL

1.	UNI ⁽³⁾	96
2.	ILLINOIS STATE ⁽⁴⁾	93
3.	LOYOLA	77
4.	BRADLEY	71
5.	MISSOURI STATE	48
6.	EVANSVILLE	47
7.	VALPARAISO	39
8.	SOUTHERN ILLINOIS	36
9.	DRAKE	26
10.	INDIANA STATE	17

volleyball

PRESEASON ALL-CONFERENCE

AVCA Top-25

Illinois State is receiving votes in the latest AVCA Top 25 poll, tallying five votes in this week's poll (Jan. 26). This week, the Redbirds host Cincinnati for a pair of matches, while the Bearcats are also receiving votes in the poll.

UNI and Drake will both face No. 25 Marquette in Cedar Falls this weekend, while Evansville will travel to No. 24 Western Kentucky Sunday.

Marquee Redbird Win

Illinois State picked up its first win on Saturday afternoon, fighting off No. 20 Marquette in five sets, for its fourth top-25 win in four years. The Redbirds' five-set thriller over the Golden Eagles marks ISU's first victory over Marquette since the NCAA Tournament in 2014 and first ever on Marquette's home court. Kaylee Martin led the Redbirds with 22 kills in the win.

On the Brink of History

UNI head coach Bobbi Petersen is tied for the MVC lead for most all-time coaching wins with 509. With her first win of the season, Petersen will surpass former Missouri State head coach Melissa Stokes on the all-time MVC wins chart and become the all-time career coaching wins leader in MVC history.

McBroom's 100th Career Win

Drake's win over WIU was head coach Darrin McBroom's 100th career win at Drake. The eighth-year head coach ranks second all-time at Drake in wins with 101 wins for the Bulldogs. He has averaged 17.5 wins per season the last four years.

BU: Picking Up Where She Left Off

After collecting a Bradley season record 24 double-doubles in 2019, junior Hannah Thompson picked up right where she left off; notching a double-double in BU's season opener at Illinois State. Thompson, who had match highs of 11 kills and 15 digs against the Redbirds, has 45 career double-doubles to rank fourth in school history and most by a Brave since Stephanie Behrns wrapped up her time on The Hilltop in 2002 with 46 double-doubles.

DU: Hot Start

Drake's 3-0 start marks the fifth time in the last seven seasons Drake has started a season 3-0. Drake's win over UNI snapped a 25-year, 47-match streak against the Panthers that dated to Nov. 23, 1996. The win was also the sixth time in the last seven years the Bulldogs have started MVC play with a win.

UE: Another Double-Double

Evansville's leader in double-doubles in 2019 picked up right where she left off in Monday's opener at Indiana State. After posting 17 such efforts as a sophomore, Alondra Vazquez opened the season with a team-best 13 kills and 15 digs in a 3-0 sweep at Indiana State. She also posted a block assist in the contest.

ILS: Breaking B(R)AD(LEY)

Illinois State ended a three-match slump against Bradley on Monday. Prior to 2018, the Braves had only won one match in 26 tries dating back to the 2005 season, before sweeping the Redbirds on Nov. 16, 2018, and then taking both matches in five sets in 2019. In the Redbirds' sweep of the Braves, ISU out-blocked Bradley, 13-3, as redshirt freshman Nicole Lund turned in a career-high and team-leading 10 blocks.

INS: Streak Extended

With 15 digs on Monday evening against Evansville, Melina Tedrow increased her streak of recording 10+ digs to 14 games. The junior led the Sycamore defensive effort in the season-opener against Evansville and is now just 195 digs away from entering the Sycamore top-10 for most career digs. She's chasing Kylee Osborne who tallied 1005 career digs from 2000-2003.

LUC: Winning in Five

Loyola's five-set victory over Valparaiso on Monday was its first in a season opener since 2015 when it knocked off New Hampshire. Dating back to last season, the Ramblers are 6-2 in their last eight matches that have gone the distance. Monday's victory over Valpo gave Loyola its third straight win in Valley openers.

MSU: Aces Away

The Bears have 45 aces through five contests, including three matches in double figures. Not since the 2007 has Missouri State had at least three matches with 10-plus aces for the full season (four that year), while MSU's 2.14 per set average is on pace for the best figure since 1987 and well ahead of the 2003 club's 1.47 average that ranks as the best in the rally scoring era.

UNI: Near Triple Double

UNI's Tayler Alden finished just one kill shy of a triple-double in her first career match as a Panther, recording 26 assists, 11 digs, and nine kills. Alden is the first true freshman to start at setter for the Panthers Kara Galer made her Panther debut in 1992.

SIU: Split in Memphis

The Salukis split with the Memphis Tigers to open the 2020-21 season. In Southern's 3-2 win over Memphis on Saturday, the Salukis used a balanced attack and a tenacious defensive effort to defeat the Tigers for the first time since 2012. Southern had five attackers- Tatum Tornatta (13), Emma Baalman (12), Hannah Becker (12), Imani Hartfield (12) and Savannah Sheridan (10) - record double-digit kills, which marked the first time since 2016 that Southern has had five reach double figures in the same match.

VU: Playing Out of System


With no true setter in uniform for Monday's season opener at Loyola, head coach Carin Avery had to fall back on a system she last ran with Valpo back in 2016. Valpo rallied from down two sets to force a fifth set while playing with libero Rylee Cookerly as its primary setter and its back row defensive specialist as its secondary setter. When forced to use their libero as their primary setter in 2016 over the season's final 13 matches, the Crusaders posted a 7-6 record.

POSTSEASON SUCCESS


For the 16th time in league history, at least two Valley volleyball teams were selected as part of the field of 64 in 2019. It was the 12th time in the last 14 years that the MVC has placed multiple teams into the NCAA tourney.

THE VALLEY HAS EARNED MULTIPLE NCAA VOLLEYBALL TOURNAMENT BIDS 16 TIMES


TWO TEAMS



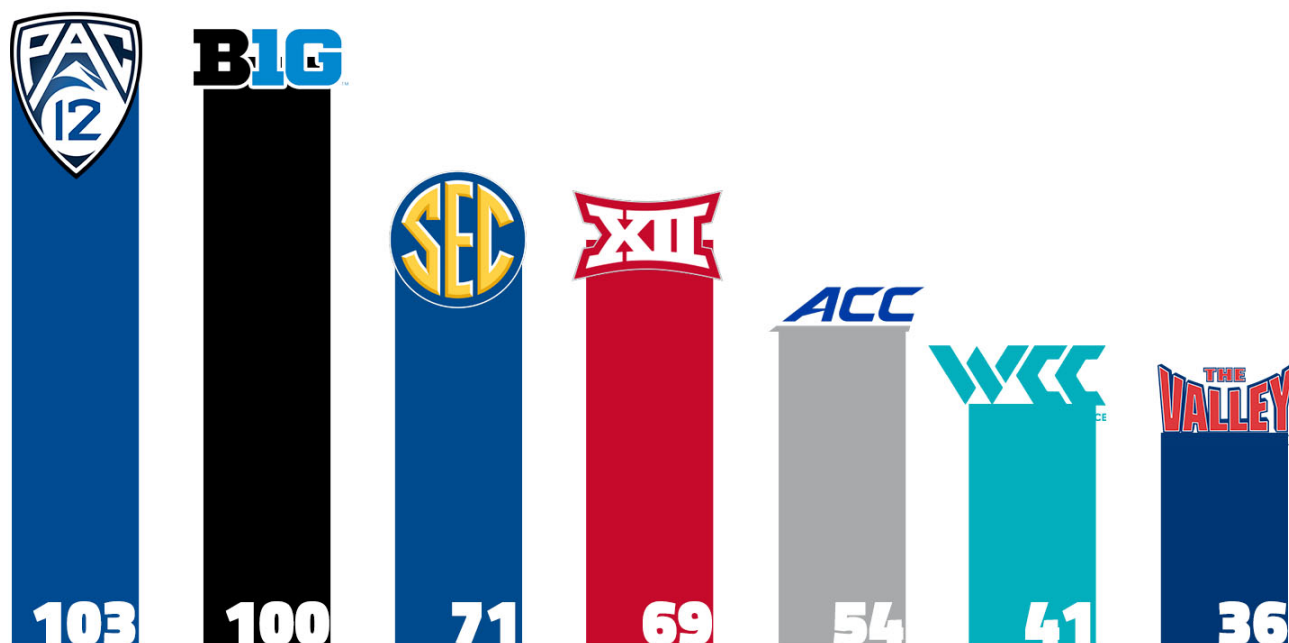
THREE TEAMS



FOUR TEAMS



Since 2006, The Valley has received 36 bids into the 64-team field, trailing only the Pac-12, Big Ten, Big 12, SEC, ACC & West Coast Conferences.



The Valley has reached the Sweet 16 on four occasions. UNI has reached the second weekend three times (1999, 2001 and 2002), while Wichita State appeared in 2012.

#THEVALLEYRUNSDEEP



2020-21 Missouri Valley Conference
Conference Team Leaders as of Jan 26, 2021



Hitting Percentage						Opponent Hitting Pct					
	S	K	E	TA	Pct.		S	K	E	TA	Pct.
1. Evansville	3	43	13	127	.236	1. Loyola	5	38	38	157	.000
2. Drake	11	142	49	444	.209	2. Drake	11	127	82	452	.100
3. Southern Illinois	9	108	44	348	.184	3. Illinois State	11	122	69	419	.126
4. Illinois State	11	128	61	382	.175	4. Valparaiso	5	55	33	170	.129
5. Indiana State	3	45	24	148	.142	5. Evansville	3	45	24	148	.142
6. Missouri State	21	242	139	743	.139	6. Missouri State	21	243	122	723	.167
7. Loyola	5	55	33	170	.129	7. Northern Iowa	11	137	56	390	.208
8. Northern Iowa	11	117	74	382	.113	8. Southern Illinois	9	128	51	368	.209
9. Bradley	3	34	26	121	.066	9. Bradley	3	35	13	104	.212
10. Valparaiso	5	38	38	157	.000	10. Indiana State	3	43	13	127	.236
Assists						Kills					
	S	No.	Avg/S				S	No.	Avg/S		
1. Indiana State	3	41	13.67			1. Indiana State	3	45	15.00		
Evansville	3	41	13.67			2. Evansville	3	43	14.33		
3. Drake	11	138	12.55			3. Drake	11	142	12.91		
4. Southern Illinois	9	103	11.44			4. Southern Illinois	9	108	12.00		
5. Bradley	3	33	11.00			5. Illinois State	11	128	11.64		
6. Missouri State	21	230	10.95			6. Missouri State	21	242	11.52		
7. Illinois State	11	120	10.91			7. Bradley	3	34	11.33		
8. Loyola	5	53	10.60			8. Loyola	5	55	11.00		
9. Northern Iowa	11	111	10.09			9. Northern Iowa	11	117	10.64		
10. Valparaiso	5	33	6.60			10. Valparaiso	5	38	7.60		
Blocks						Service Aces					
	S	BS	BA	Total	Avg/S		S	No.	Avg/S		
1. Illinois State	11	15	46	38	3.45	1. Missouri State	21	45	2.14		
2. Valparaiso	5	3	20	13	2.60	2. Illinois State	11	18	1.64		
3. Loyola	5	2	18	11	2.20	3. Evansville	3	4	1.33		
4. Drake	11	4	40	24	2.18	4. Drake	11	14	1.27		
5. Evansville	3	2	8	6	2.00	5. Northern Iowa	11	13	1.18		
6. Northern Iowa	11	8	22	19	1.73	6. Southern Illinois	9	9	1.00		
7. Missouri State	21	11	48	35	1.67	7. Indiana State	3	2	0.67		
8. Southern Illinois	9	1	24	13	1.44	8. Loyola	5	2	0.40		
9. Bradley	3	1	4	3	1.00	Valparaiso	5	2	0.40		
Indiana State	3	0	6	3	1.00	10. Bradley	3	1	0.33		
Digs											
	S	No.	Avg/S								
1. Evansville	3	69	23.00								
2. Indiana State	3	68	22.67								
3. Drake	11	200	18.18								
4. Southern Illinois	9	162	18.00								
5. Bradley	3	50	16.67								
6. Illinois State	11	183	16.64								
7. Missouri State	21	312	14.86								
8. Northern Iowa	11	160	14.55								
9. Valparaiso	5	71	14.20								
Loyola	5	71	14.20								



2020-21 Missouri Valley Conference
Conference Individual Leaders as of Jan 26, 2021



(Players listed below have played in at least 50.00 percent of their team's games.)

Hitting % (Min. 3.0 TA/set)	Cl	S	K	E	TA	Pct.
1. Watkins, Hannah-UE	So	3	5	1	9	.444
2. Newby, Kylie-INS	So	3	7	0	17	.412
3. Williams, Madeline-INS	Jr	3	13	4	25	.360
4. Baalman, Emma-SIU	Sr	9	22	4	54	.333
Hamilton, Kaitlyn-INS	Fr	3	8	2	18	.333
Hartfield, Imani-SIU	Fr	9	18	3	45	.333
7. Jankiewicz, Stef-ILS	Sr	11	14	3	34	.324
8. Feliciano, Melanie-UE	So	3	11	2	30	.300
9. Prondzinski, Kaitlyn-ILS	Fr	9	16	3	44	.295
10. Moeller, Elise-UE	Fr	3	6	1	17	.294

Assists	Cl	S	No.	Avg/S
1. Maguire, Rachel-SIU	Sr	9	91	10.11
2. Smith, Caitlyn-DU	Jr	11	109	9.91
3. Jankiewicz, Stef-ILS	Sr	11	100	9.09
4. Anderson, Kennedee-MSU	So	21	187	8.90
5. McInnis, Allana-UE	Sr	3	23	7.67
6. Appel, Jenna-LUC	Fr	5	37	7.40
7. Alden, Tayler-UNI	Fr	11	80	7.27
8. Kauling, Kora-BRAD	Jr	3	18	6.00
9. Mason, Chloe-INS	So	3	17	5.67
Lewis, Mary Hannah-INS	Sr	3	17	5.67

Blocks	Cl	S	BS	BA	Total	Avg/S
1. Lund, Nicole-ILS	Fr	11	4	17	21	1.91
2. Watkins, Hannah-UE	So	3	2	3	5	1.67
3. Hart, Haley-VALPO	Jr	5	2	6	8	1.60
4. Gergen, Gillian-DU	Sr	10	1	13	14	1.40
5. Van Grinsven, Elle-LUC	Sr	5	1	5	6	1.20
6. Prondzinski, Kaitlyn-ILS	Fr	9	1	8	9	1.00
Venuto, Taylor-LUC	So	5	1	4	5	1.00

Points	Cl	S	K	SA	BS	BA	Points	Avg/S
1. Cink, Brooklyn-MSU	So	21	85	14	2	6	104.0	4.95
2. Williams, Madeline-INS	Jr	3	13	1	0	1	14.5	4.83
3. Plock, Emily-DU	Sr	11	44	4	0	7	51.5	4.68
4. Martin, Kaylee-ILS	Sr	11	45	0	4	3	50.5	4.59
5. Vazquez, Alondra-UE	Jr	3	13	0	0	1	13.5	4.50
6. Holterhaus, Emily-UNI	So	11	34	3	5	3	43.5	3.95
7. Flynn, Amelia-MSU	Jr	21	71	6	0	4	79.0	3.76
8. Thompson, Hannah-BRAD	Jr	3	11	0	0	0	11.0	3.67
Feliciano, Melanie-UE	So	3	11	0	0	0	11.0	3.67
10. Wills, Jada-DU	Fr	11	34	2	0	4	38.0	3.45

Kills	Cl	S	No.	Avg/S
1. Williams, Madeline-INS	Jr	3	13	4.33
Vazquez, Alondra-UE	Jr	3	13	4.33
3. Martin, Kaylee-ILS	Sr	11	45	4.09
4. Cink, Brooklyn-MSU	So	21	85	4.05
5. Plock, Emily-DU	Sr	11	44	4.00
6. Thompson, Hannah-BRAD	Jr	3	11	3.67
Feliciano, Melanie-UE	So	3	11	3.67
8. Flynn, Amelia-MSU	Jr	21	71	3.38
9. Murczek, Sarah-LUC	So	5	16	3.20
10. Holterhaus, Emily-UNI	So	11	34	3.09

Service Aces	Cl	S	No.	Avg/S
1. Cink, Brooklyn-MSU	So	21	14	0.67
Thon, Cecilia-UE	Jr	3	2	0.67
3. Anderson, Kennedee-MSU	So	21	13	0.62
4. Weimerskirch, Kaity-ILS	So	11	6	0.55
5. Camlin, Carlee-BRAD	So	2	1	0.50
6. Kushner, Sarah-ILS	So	11	5	0.45
7. Maguire, Rachel-SIU	Sr	9	4	0.44
8. Wemhoener, Katie-MSU	Fr	19	7	0.37
9. Plock, Emily-DU	Sr	11	4	0.36
10. McInnis, Allana-UE	Sr	3	1	0.33

Digs	Cl	S	No.	Avg/S
1. Ruiz, Laura-UE	So	3	17	5.67
2. Tedrow, Melina-INS	Jr	3	15	5.00
Hinchman, Grace-LUC	Fr	5	25	5.00
Thompson, Hannah-BRAD	Jr	3	15	5.00
Vazquez, Alondra-UE	Jr	3	15	5.00
6. Kluge, Katy-SIU	Jr	9	43	4.78
7. Feliciano, Melanie-UE	So	3	14	4.67
8. Smith, Caitlyn-DU	Jr	11	48	4.36
9. Lewis, Mary Hannah-INS	Sr	3	13	4.33
10. Meier, Kendal-ILS	Sr	11	47	4.27

Team Identification	Team ID
Bradley	BRAD
Drake	DU
Evansville	UE
Illinois State	ILS
Indiana State	INS
Loyola	LUC
Missouri State	MSU
Northern Iowa	UNI
Southern Illinois	SIU
Valparaiso	VALPO



2020-21 Missouri Valley Conference
Conference Team Leaders as of Jan 26, 2021
(Conference matches)



Hitting Percentage						Opponent Hitting Pct					
	S	K	E	TA	Pct.		S	K	E	TA	Pct.
1. Evansville	3	43	13	127	.236	1. Southern Illinois	0	0	0	0	.000
2. Illinois State	3	35	13	104	.212	Loyola	5	38	38	157	.000
3. Drake	4	52	18	166	.205	Missouri State	0	0	0	0	.000
4. Indiana State	3	45	24	148	.142	4. Illinois State	3	34	26	121	.066
5. Loyola	5	55	33	170	.129	5. Drake	4	46	28	163	.110
6. Northern Iowa	4	46	28	163	.110	6. Valparaiso	5	55	33	170	.129
7. Bradley	3	34	26	121	.066	7. Evansville	3	45	24	148	.142
8. Southern Illinois	0	0	0	0	.000	8. Northern Iowa	4	52	18	166	.205
Missouri State	0	0	0	0	.000	9. Bradley	3	35	13	104	.212
Valparaiso	5	38	38	157	.000	10. Indiana State	3	43	13	127	.236

Assists				Kills			
	S	No.	Avg/S		S	No.	Avg/S
1. Indiana State	3	41	13.67	1. Indiana State	3	45	15.00
Evansville	3	41	13.67	2. Evansville	3	43	14.33
3. Drake	4	51	12.75	3. Drake	4	52	13.00
4. Illinois State	3	34	11.33	4. Illinois State	3	35	11.67
5. Northern Iowa	4	44	11.00	5. Northern Iowa	4	46	11.50
Bradley	3	33	11.00	6. Bradley	3	34	11.33
7. Loyola	5	53	10.60	7. Loyola	5	55	11.00
8. Valparaiso	5	33	6.60	8. Valparaiso	5	38	7.60
9. Missouri State	0	0	0.00	9. Southern Illinois	0	0	0.00
Southern Illinois	0	0	0.00	Missouri State	0	0	0.00

Blocks						Service Aces			
	S	BS	BA	Total	Avg/S		S	No.	Avg/S
1. Illinois State	3	5	16	13	4.33	1. Illinois State	3	7	2.33
2. Valparaiso	5	3	20	13	2.60	2. Northern Iowa	4	6	1.50
3. Drake	4	1	18	10	2.50	3. Evansville	3	4	1.33
4. Loyola	5	2	18	11	2.20	4. Drake	4	5	1.25
5. Evansville	3	2	8	6	2.00	5. Indiana State	3	2	0.67
Northern Iowa	4	7	2	8	2.00	6. Loyola	5	2	0.40
7. Bradley	3	1	4	3	1.00	Valparaiso	5	2	0.40
Indiana State	3	0	6	3	1.00	8. Bradley	3	1	0.33
9. Southern Illinois	0	0	0	0	0.00	9. Southern Illinois	0	0	0.00
Missouri State	0	0	0	0	0.00	Missouri State	0	0	0.00

Digs			
	S	No.	Avg/S
1. Evansville	3	69	23.00
2. Indiana State	3	68	22.67
3. Drake	4	75	18.75
4. Northern Iowa	4	72	18.00
5. Bradley	3	50	16.67
6. Illinois State	3	49	16.33
7. Valparaiso	5	71	14.20
Loyola	5	71	14.20
9. Southern Illinois	0	0	0.00
Missouri State	0	0	0.00



2020-21 Missouri Valley Conference
Conference Individual Leaders as of Jan 26, 2021
(Conference matches)



(Players listed below have played in at least 50.00 percent of their team's games.)

Hitting % (Min. 3.0 TA/set)	Cl	S	K	E	TA	Pct.
1. Watkins, Hannah-UE	So	3	5	1	9	.444
2. Newby, Kylie-INS	So	3	7	0	17	.412
3. Williams, Madeline-INS	Jr	3	13	4	25	.360
4. Holt, Sydney-ILS	Sr	3	8	3	14	.357
5. Hamilton, Kaitlyn-INS	Fr	3	8	2	18	.333
6. Plock, Emily-DU	Sr	4	19	5	43	.326
7. Feliciano, Melanie-UE	So	3	11	2	30	.300
8. Moeller, Elise-UE	Fr	3	6	1	17	.294
9. Coggin, Karagan-BRAD	So	3	6	2	14	.286
10. Wills, Jada-DU	Fr	4	16	3	47	.277

Kills	Cl	S	No.	Avg/S
1. Plock, Emily-DU	Sr	4	19	4.75
2. Vazquez, Alondra-UE	Jr	3	13	4.33
Williams, Madeline-INS	Jr	3	13	4.33
4. Wills, Jada-DU	Fr	4	16	4.00
5. Thompson, Hannah-BRAD	Jr	3	11	3.67
Feliciano, Melanie-UE	So	3	11	3.67
7. Martin, Kaylee-ILS	Sr	3	10	3.33
8. Bush, Haley-DU	So	4	13	3.25
9. Murczek, Sarah-LUC	So	5	16	3.20
10. Holterhaus, Emily-UNI	So	4	12	3.00

Assists	Cl	S	No.	Avg/S
1. Smith, Caitlyn-DU	Jr	4	44	11.00
2. Jankiewicz, Stef-ILS	Sr	3	27	9.00
3. McInnis, Allana-UE	Sr	3	23	7.67
4. Appel, Jenna-LUC	Fr	5	37	7.40
5. Alden, Tayler-UNI	Fr	4	26	6.50
6. Kauling, Kora-BRAD	Jr	3	18	6.00
7. Mason, Chloe-INS	So	3	17	5.67
Lewis, Mary Hannah-INS	Sr	3	17	5.67
9. Thon, Cecilia-UE	Jr	3	16	5.33

Service Aces	Cl	S	No.	Avg/S
1. Holterhaus, Emily-UNI	So	4	3	0.75
2. Thon, Cecilia-UE	Jr	3	2	0.67
Kushner, Sarah-ILS	So	3	2	0.67
D'Ambrose, Jessica-ILS	Fr	3	2	0.67
5. Plock, Emily-DU	Sr	4	2	0.50
Camlin, Carlee-BRAD	So	2	1	0.50
Spies, Carly-UNI	Jr	4	2	0.50
Macke, Kylee-DU	Sr	4	2	0.50
9. Jankiewicz, Stef-ILS	Sr	3	1	0.33
Weimerskirch, Kaity-ILS	So	3	1	0.33

Blocks	Cl	S	BS	BA	Total	Avg/S
1. Lund, Nicole-ILS	Fr	3	2	8	10	3.33
2. Prondzinski, Kaitlyn-ILS	Fr	3	0	6	6	2.00
3. Watkins, Hannah-UE	So	3	2	3	5	1.67
4. Hart, Haley-VALPO	Jr	5	2	6	8	1.60
5. Gergen, Gillian-DU	Sr	4	0	6	6	1.50
6. Van Grinsven, Elle-LUC	Sr	5	1	5	6	1.20
7. Venuto, Taylor-LUC	So	5	1	4	5	1.00
Plock, Emily-DU	Sr	4	0	4	4	1.00
Holterhaus, Emily-UNI	So	4	4	0	4	1.00
DeLeye, Macy-DU	Fr	4	1	3	4	1.00

Digs	Cl	S	No.	Avg/S
1. Ruiz, Laura-UE	So	3	17	5.67
2. Smith, Caitlyn-DU	Jr	4	22	5.50
3. Vazquez, Alondra-UE	Jr	3	15	5.00
Thompson, Hannah-BRAD	Jr	3	15	5.00
Hinchman, Grace-LUC	Fr	5	25	5.00
Tedrow, Melina-INS	Jr	3	15	5.00
7. Feliciano, Melanie-UE	So	3	14	4.67
8. Lewis, Mary Hannah-INS	Sr	3	13	4.33
Donner, Kalyee-UNI	So	3	13	4.33
10. Kushner, Sarah-ILS	So	3	12	4.00

Points	Cl	S	K	SA	BS	BA	Points	Avg/S
1. Plock, Emily-DU	Sr	4	19	2	0	4	23.0	5.75
2. Williams, Madeline-INS	Jr	3	13	1	0	1	14.5	4.83
3. Holterhaus, Emily-UNI	So	4	12	3	4	0	19.0	4.75
4. Vazquez, Alondra-UE	Jr	3	13	0	0	1	13.5	4.50
5. Wills, Jada-DU	Fr	4	16	0	0	0	16.0	4.00
6. Bush, Haley-DU	So	4	13	1	0	3	15.5	3.88
7. Martin, Kaylee-ILS	Sr	3	10	0	1	0	11.0	3.67
Feliciano, Melanie-UE	So	3	11	0	0	0	11.0	3.67
Thompson, Hannah-BRAD	Jr	3	11	0	0	0	11.0	3.67
10. Murczek, Sarah-LUC	So	5	16	0	0	2	17.0	3.40

Team Identification	Team ID
Bradley	BRAD
Drake	DU
Evansville	UE
Illinois State	ILS
Indiana State	INS
Loyola	LUC
Missouri State	MSU
Northern Iowa	UNI
Southern Illinois	SIU
Valparaiso	VALPO