



2019-20 Standings -- As of Mon., Feb. 3

	MISSOURI VALLEY				OVERALL				
	Record	Pct.	PF	PA	Record	Pct.	PF	PA	RPI
#19/24 Missouri State	8-1	.889	78.4	64.8	18-3	.857	78.0	64.8	9
Bradley	7-2	.778	69.8	63.6	16-4	.800	71.1	61.7	53
Drake	7-2	.778	85.4	65.8	15-6	.714	82.4	67.6	28
Southern Illinois	5-4	.556	63.8	58.6	13-7	.650	70.7	62.3	80
Illinois State	5-4	.556	69.9	66.6	13-7	.650	69.7	62.8	71
Northern Iowa	5-4	.556	68.1	65.6	13-7	.650	69.7	63.0	51
Loyola Chicago	4-5	.444	59.3	63.9	13-7	.650	68.0	63.2	117
Valparaiso	3-6	.333	67.2	71.7	11-9	.550	67.2	66.4	159
Indiana State	1-8	.111	59.7	77.4	3-18	.143	60.6	71.7	279
Evansville	0-9	.000	56.7	80.6	3-17	.150	60.1	74.3	324

• • MVC Home: 27-18 • • Non-Conference: 73-40 • Home: 39-9 • Away: 28-25 • Neutral: 6-6 • Top-25: 1-4 • •

Recent Results/ Upcoming Schedule

Friday, January 31

Illinois State at Southern Illinois.....ILS, 62-54*
Valparaiso at DrakeDU, 87-66*
Evansville at Indiana State.....INS, 68-58*
Loyola at UNI.....UNI, 70-50*
Bradley at #21 Missouri State.....MSU, 90-56*

Sunday, February 2

Bradley at Southern Illinois.....SIU, 64-50*
Valparaiso at UNIUNI, 77-70*
Illinois State at #21 Missouri State.....MSU, 87-74*
Loyola at DrakeDU, 80-52*

Thursday, February 6

Evansville at Valparaiso (ESPN+) 6 PM*
Indiana State at Loyola (ESPN3) 7 PM*

Friday, February 7

Southern Illinois at Drake (ESPN+) 6 PM*
#19 Missouri State at UNI (ESPN3) 6:30 PM*
Bradley at Illinois State (ESPN+) 7 PM*

Saturday, February 8

Indiana State at Valparaiso (ESPN3) 1 PM*
Evansville at Loyola (ESPN3) 2 PM*

Sunday, February 9

#19 Missouri State at Drake (ESPN+) 2 PM*
Southern Illinois at UNI (ESPN3) 2 PM*

ALL TIMES CENTRAL
* MVC Contest



MVC Player of the Week

Brice Calip, Jr., G, Missouri State

Brice Calip accomplished something not done in a decade at Missouri State during a pair of victories in which she averaged a team-high 15.0 points, 3.5 rebounds and 6.0 assists. In Sunday's victory against Illinois State, she became the first MSU player since 2010 to post eight assists without a turnover, adding 15 points, four boards and a blocked shot. Friday against Bradley, Calip scored a team-high 15 points, dished out four assists and had a pair of steals, helping MSU put up 90

points on the MVC's top scoring defense. For the week, Calip shot 7-for-17 overall, 3-for-8 from distance and 13-for-16 at the foul line, tallying 12 assists against one turnover to move into the league lead in assist-to-turnover ratio.

Other Notable Performances: Sara Rhine (DU); Lexi Wallen (ILS); Del'Janae Williams (INS); Tiara Wallace (LUC); Karli Rucker (UNI); Makenzie Silvey (SIU); Grace Hales (VALPO)



MVC Newcomer of the Week

Juliunn Redmond, Jr., G, Illinois State

Illinois State junior Juliunn Redmond averaged 15.5 points, 6.5 rebounds and three steals over the weekend, that saw Illinois State pick up a road win at Southern Illinois before falling at No. 21/24 Missouri State on Sunday. Redmond recorded a game-high 15 points in ISU's 62-54 victory at Southern Illinois on Friday night, also collecting six boards and adding three steals and two assists. The junior recorded 16 points in Sunday afternoon's game versus the Lady Bears, shooting 50 percent

(7-of-14) on the day while also corralling seven rebounds and adding three steals. Redmond is averaging 12.7 points per game in Valley play and has scored in double figures in seven of the last eight games.

Other Notable Performances: Sarah Beth Guedner (DU); Abby Feit (UE); Del'Janae Williams (INS); Sam Galanopoulos (LUC); Kristina Cavey (UNI); Gabby Walker (SIU); Carie Weinman (VALPO)

NOTEWORTHY

In addition to the league's Player and Newcomer of the Week selections, several conference players had notable performances, including:

Sara Rhine (DU) - Sara Rhine reached the impressive 2,000 career scoring mark this past weekend in helping Drake sweep Valparaiso and Loyola at the Knapp Center. Rhine scored 13 points in the victory over the Crusaders to become just the fifth Drake women's basketball player and ninth MVC player to score 2,000 career points. She closed the weekend in the win over the Ramblers with 14 points and nine rebounds just missing her fifth double-double of the season. Rhine added two assists and one steal in 22 minutes. In the wins, Rhine averaged 13.5 points, 5.0 rebounds, 1.0 assist, 1.0 steal and 1.0 block while shooting 50 percent (10-of-20) from the floor and went a perfect 7-of-7 from the free throw line in just 23.5 average minutes. Rhine is second on the team in scoring at 17.2 points per game and leads the team in rebounding at 7.0 per game while shooting a league-best 65.5 percent from the floor.

Lexi Wallen (ILS) - Fifth-year senior Lexi Wallen averaged 17.5 points and 5.5 rebounds over the weekend, that saw Illinois State pick up a road win at Southern Illinois before falling to No. 21/24 Missouri State on Sunday. Wallen contributed 10 points at SIU on Friday, grabbing five boards and going 2-of-2 from the charity stripe. She then posted a game-high 25 points in Sunday's game versus the Lady Bears, grabbing six boards and shooting 100 percent (2-of-2) from behind the three-point line.

Del'Janae Williams (INS) - Freshman Del'Janae Williams stuffed the stat sheet to help lead Indiana State to their first win since Nov. 19, taking down Evansville on Friday. The Detroit native led the blue and white with 16 points on 5-10 shooting, including 4-8 from behind the arc, to go along with four rebounds, four assists, two steals and a block. Her four assists and two steals were also team-highs for the Trees. Williams also ended with the best +/- during the game on Friday, ending at +16.

Tiara Wallace (LUC) - Loyola senior guard Tiara Wallace averaged 9.5 points, 3.0 assists, 1.5 steals, and 1.0 blocks in the Ramblers' two games in Iowa this past weekend. In Friday's matchup with UNI, Wallace finished with a team-best 10 points (5-8 FGs) in addition to four assists and two blocks, also team high marks. She added nine points (4-8 FGs, 1-2 3FGs), two assists, and two steals on Sunday at Drake. The Berkeley, Ill. product enters the second half of Missouri Valley Conference play currently ranked second in the league in assists, handing out 4.4 helpers per game.

Karli Rucker (UNI) - Karli Rucker averaged 16 points, five rebounds, three assists, a block and a steal in two UNI wins. She had 15 points on 6-13 shooting against Loyola and 17 points on 5-16 shooting against Valparaiso, including a dagger three to break up a big run with just over a minute remaining to help UNI clinch a win. She had 17 points, five assists and a career-high two blocks against Valparaiso. UNI is 8-0 at home.

Makenzie Silvey (SIU) - Makenzie Silvey averaged 18.5 points on 51.9% shooting (14-of-27) to go along with 3.5 rebounds, 2.0 assists and 1.0 steals in SIU's split over the weekend. The Glen Carbon, Ill. native scored 11 points on Friday against Illinois State and followed with a game-high 26 points on 55-percent (10-of-18) in SIU's 64-50 win over Bradley on Sunday. Silvey had a terrific game on both ends of the floor and added four boards, three assists and two steals. On the defensive end, she held 2019 MVC Freshman of the Year Lasha Petree to 11 points on 12 shots. It marked the eighth time already this season that Silvey has scored 20-plus points in a game.

Grace Hales (VALPO) - Hales scored 15 points in both of Valpo's games last weekend and connected on 50% of her 3-point attempts, hitting a milestone in one game and moving among Valpo's all-time best in the other. She led Valpo against Drake with a team-best 15 points, and with her final basket became the 16th player in program history to score 1,000 career points. Hales added 15 more points Sunday at UNI, along with six rebounds and three steals. She connected on three 3-pointers against the Panthers, in the process moving into Valpo's career top-10 in 3-pointers made. Hales closed the weekend tied for ninth in program history with 146 career 3-pointers and tied for 15th in program history with 1,015 career points.

Sarah Beth Gueldner (DU) - Sarah Beth Gueldner provided the Bulldogs with some key three-pointers in the wins over the weekend. Gueldner started with a career-high 16 points in the Valpo win, including making 4-of-6 from beyond the arc and she added a career-best three rebounds and one steal and one block. She followed that with five points in the Ramblers win. In her first season, she is averaging 4.9 points per game and leads the team in three-point shooting percentage at 40.0 percent and is behind Becca Hittner (44) in three-pointers made with 26.

Abby Feit (UE) - On the road in a rivalry matchup, freshman Abby Feit turned in another impressive performance. Against Indiana State on Friday, Feit scored a team-high 16 points, adding six rebounds, and three blocks. Feit was efficient from the field, going 6-12 on the night.

Sam Galanopoulos (LUC) - Loyola freshman guard Sam Galanopoulos averaged 9.5 points, 3.0 rebounds, and 2.5 assists in the Maroon & Gold's weekend trip through Iowa. Galanopoulos provided a spark off the bench in Friday's visit to UNI, chipping in six points (2-6 FGs, 2-3 FTs), three rebounds, two assists, and a block. In Sunday's weekend finale at Drake, the Niles, Ill. native matched a season high by scoring 13 points (5-7 FGs, 1-2 3FGs, 2-2 FTs) to go along with three rebounds and three assists. Since the start of MVC play, Galanopoulos is averaging 5.6 points, 3.4 rebounds, and 1.3 assists.

Kristina Cavey (UNI) - Kristina Cavey averaged 7.5 points, 2.5 rebounds and 1.5 assists in two Panther wins. She has 12 points on 5-10 shooting and three offensive rebounds against Valparaiso.

Gabby Walker (SIU) - Gabby Walker averaged 9.0 points on 57.1-percent shooting in 20 minutes off the bench. The redshirt junior scored a team-high 14 points on 6-of-8 shooting against Illinois State Friday night, which marked the sixth time this season she has reached double figures.

Carie Weinman (VALPO) - Weinman averaged 14 points and three steals per game over the Crusaders' two games last weekend. She opened the weekend with nine points and a game-high four steals at Drake. Weinman then led all players in the game at UNI, scoring 19 points - one shy of her season high - on 7-of-13 shooting and adding four rebounds. With six steals on the weekend, Weinman now has 38 thefts on the year and ranks second in the Valley in steals/game.

PLAYERS OF THE WEEK

DATE	PLAYER	SCHOOL
N11	Sara Rhine	Drake
N18	Alexa Willard	Missouri State
N25	Gabi Haackse	Bradley
D2	Jasmine Franklin	Missouri State
D9	Lasha Petree	Bradley
D16	Jasmine Franklin	Missouri State
D23	Lexi Wallen	Illinois State
J6	Lasha Petree	Bradley
J13	Lasha Petree	Bradley
J20	Gabi Haack	Bradley
J27	Gabi Haack	Bradley
F3	Brice Calip	Missouri State
F10		
F17		
F24		
M2		
M9		

NEWCOMERS OF THE WEEK

DATE	PLAYER	SCHOOL
N11	Abby Feit	Evansville
N18	Kristina Cavey	UNI
N25	Sam Galanopoulos	Loyola Chicago
D2	Carie Weinman	Valparaiso
D9	Jamyra McChristine	Indiana State
D16	Lola Bracy	Evansville
D23	Kristina Cavey	UNI
J6	Mary Crompton	Illinois State
J13	Carie Weinman	Valparaiso
J20	Gabby Walker	Southern Illinois
J27	Julynn Redmond	Illinois State
F3	Julynn Redmond	Illinois State
F10		
F17		
F24		
M2		
M9		

MVC Players and Newcomers of the Week are selected each week during the women's basketball season. The players are announced on Monday afternoon and appear in a weekly press release. Nominees are provided by each school's sports information contact and voted on by a panel appointed by the league office.

At the Turn...

At the halfway point in the MVC schedule, Missouri State sits in first-place with an 8-1 mark. Drake and Bradley are tied for the second spot at 7-2, while UNI, Southern Illinois and Illinois State occupy the No. 4 spot in the standings at 5-4 in league play.

It is the 11th time in MSU history that the Lady Bears have won at least eight of its first nine Valley games. On the previous 10 occasions, Missouri State has gone on to win seven regular season titles and finish second three times.

Winning at Halfway Point

Over the past 17 seasons, teams that have won or shared the regular-season title in the MVC have reached the halfway point of the league season with at least eight wins 15 times (16 total teams). Four times – DU in 2008, CU in 2003 and MSU in 2012 and 1999 – teams have had as many as three losses and gone on to the regular-season title.

Year	Team(s).....	Through 9 Games.....	Final
2019	Drake.....	8-1.....	17-1, 1st
2018	Drake.....	9-0.....	18-0, 1st
2017	Drake.....	9-0.....	18-0, 1st
	UNI.....	8-1.....	15-3, 2nd
2016	UNI.....	7-2.....	15-3, 1st
	Drake.....	7-2.....	14-4, T-2nd
	Missouri State.....	7-2.....	14-4, T-2nd
2015	Drake.....	9-0.....	15-3, 2nd
	Wichita State.....	8-1.....	17-1, 1st
	UNI.....	7-2.....	12-6, 4th
2014	Wichita State.....	9-0.....	14-4, T-1st
	Indiana State.....	7-2.....	14-4, T-1st
2013	Wichita State.....	9-0.....	15-3, T-1st
	Creighton.....	8-1.....	15-3, T-1st
2012	Missouri State.....	8-1.....	14-4, 1st
2011	UNI.....	8-1.....	17-1, 1st
2010	Illinois State.....	8-1.....	16-2, 1st
2009	Illinois State.....	8-1.....	15-3, 1st
2008	Drake.....	6-3.....	13-5, T-1st
	Evansville.....	7-2.....	13-5, T-1st
	Illinois State.....	8-1.....	13-5, T-1st
	Southern Illinois.....	8-1.....	16-2, 1st
2007	Indiana State.....	9-0.....	16-2, 1st
2006	Missouri State.....	8-1.....	15-3, 1st
2005	Missouri State.....	9-0.....	16-2, 1st
2004	Missouri State.....	9-0.....	16-2, 1st
2003	Creighton.....	6-3.....	13-5, T-1st
	Indiana State.....	8-1.....	13-5, T-1st

Top Five Finishes

UNI is the only Valley team to have finished in the top-five of the league standings for the past 10 seasons. The Panthers won the MVC in 2010-11 (17-1) and 2015-16 (15-3), finished in second place once (2016-17, 15-3), finished in third place three times (2013-14, 13-5; 2017-18, 13-5; 2018-19, 12-6), had two fourth-place finishes (2014-15, 12-6; 2012-13, 10-8) and two fifth-place finishes (2011-12, 9-9; 2009-10, 10-8).

Top-Five MVC Finishes, Last Nine Seasons

UNI - 10 (2010, 2011, 2012, 2013, 2014, 2015, 2016, 2017, 2018, 2019)
Missouri State-8 (2010, 2011, 2012, 2015, 2016, 2017, 2018, 2019)
Drake - 7 (2012, 2014, 2015, 2016, 2017, 2018, 2019)
Illinois State - 5 (2010, 2011, 2012, 2013, 2019)
Southern Illinois - 4 (2015, 2016, 2017, 2018)
Indiana State - 3 (2013, 2014, 2018)
Bradley - 2 (2010, 2019)
Loyola - 1 (2016)
Evansville - 1 (2014)

RPI Update

The latest installment of the NCAA RPI Report (Feb. 4) has six Valley teams that rank in the top-100, including four in the top 55. Missouri State sits No. 9 in the RPI, Drake comes in at No. 28, UNI No. 51 and Bradley No. 53. Illinois State (71) and Southern Illinois (80) also appear in the Top 100 with Loyola Chicago just outside at No. 117.

The Valley joins the Power Five leagues and the Big East as the only leagues to have six or more Top 100 teams.

What's the Difference?

Over the past 20 seasons (since 1999-2000), 12 MVC teams have registered a scoring margin of +12 or better for a season. Currently, two Valley teams have a scoring margin over 12 points. Drake leads with a +14.8 margin, followed by Missouri State (+13.2). Last year Drake finished with a +13.9 ppg margin. This would be the fifth-straight season with a scoring margin of +12 for the Bulldogs.

Team	Year	PPG	PPG Allowed	Margin
MSU	2003-04	77.7	58.5	+19.2
Drake	2016-17	82.2	64.4	+17.8
MSU	2000-01	82.8	66.5	+16.3
Drake	2017-18	82.4	67.4	+15.0
Drake	2019-20	82.4	67.6	+14.8
UNI	2010-11	69.7	54.8	+14.8
UE	1999-00	73.6	59.4	+14.2
Drake	2018-19	80.5	66.6	+13.9
WSU	2013-14	71.1	57.3	+13.8
MSU	2019-20	78.0	64.8	+13.2
INS	2002-03	80.0	66.9	+13.1
WSU	2014-15	64.4	51.8	+12.7
ILS	2007-08	76.9	64.3	+12.6
Drake	2015-16	79.6	67.3	+12.3

Home Sweet Home

Four MVC teams continue to remain unbeaten at home entering the week: Bradley (9-0), Drake (10-0), Missouri State (10-0) and UNI (8-0) have unblemished records on their home courts this season.

The Valley currently has two teams with a home win streak of 15 or more. Drake extended its streak to 16-straight over the weekend, sitting behind only Baylor (51) and Iowa (32). Bradley's school record 15-game streak sits tied for 7th nationally.

UNI is off to an 8-0 start at home for the second time in program history (10-0 start in 1980-81). UNI is one of four schools at the NCAA Division I level with undefeated home records for men's and women's basketball teams joining Baylor, Gonzaga, and Oregon.

Historic Conference RPI

The Valley ranks seventh nationally in the NCAA's conference RPI report (Feb. 4). The Valley sits behind the Pac-12, Big Ten, ACC, SEC, Big 12 and Big East entering this week.

The Valley record for RPI in a season is 8th (2011).

Conference RPI

1. Pac-12
2. Big Ten
3. Big 12
4. SEC
5. ACC
6. Big East
7. **Missouri Valley**
8. Ivy League
9. American
10. MAC

2,000 Point Club

Drake's Sara Rhine tallied 13 points in the Bulldogs win over Valpo Friday to bring her career scoring total to 2,001. Rhine becomes the ninth player in Valley women's basketball history to reach the 2,000-point mark, joining Missouri State's Jackie Stiles (3,393), Drake's Wanda Ford (2,636), Drake's Lizzy Wendell (2,551), Missouri State's Casey Garrison (2,271), Illinois State's Kristi Cirone (2,139), Evansville's Sara Dickey (2,099), Missouri State's Kari Koch (2,073) and UNI's Jacqui Kalin (2,054).

First Year Success

Missouri State first-year head coach Amaka Agugua-Hamilton has moved into a tie for fifth place on The Valley coaching list for most wins in a first year. Coach Mox's 18 wins is tied for fifth with Missouri State's Katie Abrahamson-Henderson during the 2002-03 season.

Creighton's Jim Flanery (2002-03) and Drake's Lisa Stone (2000-01) each won a share of the regular season MVC title during their first year at the helm.

MOST COACHING WINS, 1ST-YEAR COACHES

Name, School (Years)	League	Overall
Jim Flanery, Creighton (2002-03)	13-5	24-9
Stephanie Glance, Illinois State (2010-11)	12-6	24-11
Lisa Stone, Drake (2000-01)	16-2	23-7
Connie Yori, Creighton (1992-93)	12-4	20-8
Katie Abrahamson-Henderson, MSU (2002-03)	11-7	18-13
Amaka Agugua-Hamilton, MSU (2019-20)	8-1	18-3

Top Freshman

Abby Feit of Evansville is the league's top scoring and top rebounding freshman, as she is averaging 14.5 points and 8.4 rebounds per game. Feit is one of only three freshmen in the nation averaging at least 14.5 points and 8.0 rebounds per game, joining Kansas State's Avonka Lee (15.3 ppg, 11.0 rpg) and Rice's Erica Ogumike (16.5 ppg, 9.6 rpg).

The last player to lead the MVC as the highest scoring and rebounding freshman was Sara Rhine of Drake in 2015-16 (13.3 ppg, 7.0 rpg)

Below is a look at freshman in MVC women's basketball reaching 400 points, dating back to the 1993-94 season. Feit sits at 289 points entering this week.

Name, School (Freshman Season)	Points
Jackie Stiles, Missouri State (1997-98)	618
Sara Dickey, Evansville (2013-14)	546
Lizzy Wendell, Drake (2013-14)	536
Cartaasha Macklin, Southern Illinois (2011-12)	495
Casey Garrison, Missouri State (2008-09)	476
Kari Koch, Missouri State (2002-03)	456
Sara Rhine, Drake (2015-16)	440
Carla Bennett, Drake (1999-00)	430
Maddy Dean, Drake (2014-15)	423
Kourtney Mennen, Indiana State (1999-00)	418
Jacqui Kalin, UNI (2007-08)	413
Tammi Blackstone, Drake (1996-97)	400

1,000 Point Club

The Valley now has eight active players in the 1,000 point club. Valpo's Grace Hales entered the club with 15 points in the loss at Drake Friday. Hales is one of just 16 players in program history to score 1,000 career points and is just the fourth to reach the milestone since 2009.

Bradley's Chelsea Brackmann enters the week six points shy of 1,000, sitting at 994.

Sara Rhine sits fourth on the NCAA career scoring chart, while Hittner sits seventh. Rhine and Hittner are the second highest teammate career scoring tandem in the country behind Oregon's Sabrina Ionescu and Ruthy Hebard.

Current MVC Players in 1,000 Point Club

2,015 - Sara Rhine, Drake
1,937 - Becca Hittner, Drake
1,397 - Alexa Willard, Missouri State
1,281 - Nicole Martin, Southern Illinois
1,083 - Makenzie Silvey, Southern Illinois
1,054 - Gabi Haack, Bradley
1,035 - Abby O'Connor, Loyola Chicago
1,015 - Grace Hales, Valparaiso

Current MVC Players approaching 1,000

994 - Chelsea Brackmann, Bradley

Climbing Valley Charts

Drake seniors Sara Rhine and Becca Hittner are climbing their way up the Missouri Valley Conference career scoring list. Rhine has scored 2,015 career points entering this weekend and currently sits 9th on the MVC list. Hittner currently ranks 13th with 1,937 points. Rhine and Hittner are looking to become the first set of teammates in The Valley's 113-year history (men or women) to eclipse 2,000 career points in the same season.

Career Points (MVC History)

1.	3,393 - Jackie Stiles, Missouri State	1998-01
2.	2,636 - Wanda Ford, Drake	1982-86
3.	2,551 - Lizzy Wendell, Drake	2014-17
4.	2,271 - Casey Garrison, Missouri State	2008-12
5.	2,139 - Kristi Cirone, Illinois State	2005-09
6.	2,099 - Sara Dickey, Evansville	2014-17
7.	2,073 - Kari Koch, Missouri State	2003-06
8.	2,054 - Jacqui Kalin, UNI	2012-13
9.	2,015 - Sara Rhine, Drake..... 2015-pres.	
10.	1,996 - Jan Jensen, Drake	1987-91
11.	1,944 - Amy Hile, Indiana State	1983-87
	1,944 - Melody Howard, Missouri State	1991-94
13.	1,937 - Becca Hittner, Drake..... 2016-pres.	
14.	1,930 - Carla Bennett, Drake	1999-03
15.	1,928 - Jill Martin, Drake	2003-08

Drake senior Sara Rhine is also climbing her way up the Missouri Valley Conference career field goal list. Rhine has made 765 career field goals (ranks 4th nationally) entering this weekend and currently sits 7th on the MVC list.

Career Field Goals Made (MVC History)

1.	1,160 - Jackie Stiles, Missouri State	1998-01
2.	1,132 - Wanda Ford, Drake	1982-86
3.	933 - Lizzy Wendell, Drake	2014-17
4.	840 - Jan Jensen, Drake	1987-91
5.	792 - Casey Garrison, Missouri State	2008-12
6.	790 - Carla Bennett, Drake	1999-03
7.	765 - Sara Rhine, Drake..... 2015-pres.	

Drake seniors Sara Rhine and Becca Hittner are climbing their way up the Missouri Valley Conference career free throw list. Hittner has made 445 career free throws entering this weekend and currently sits 13th on the MVC list. Rhine currently ranks 15th with 431.

Career Free Throws Made (MVC History)

1.	852 - Jackie Stiles, Missouri State	1998-01
2.	582 - Carrie Welle, Creighton	1995-98
3.	576 - Melanie Boeglin, Indiana State	2002-06
4.	558 - Casey Garrison, Missouri State	2008-12
5.	525 - Tricia Wakely, Drake	1993-96
6.	520 - Amy Hile, Indiana State	1983-87
7.	512 - Kristi Cirone, Illinois State	2005-09
8.	495 - Tyonna Snow, Missouri State	2013-16
9.	477 - Jacqui Kalin, UNI	2007-10; 2012-13
10.	465 - Cartaesha Macklin, Southern Illinois	2012-16
11.	457 - Angela Buckner, Wichita State	2000-04
12.	455 - Lizzy Wendell, Drake	2014-17
13.	445 - Becca Hittner, Drake..... 2016-pres.	
14.	436 - Lisa Davies, Missouri State	1995-98
15.	431 - Sara Rhine, Drake..... 2015-pres.	
16.	425 - Jill Martin, Drake	2003-08

Drake senior Sara Rhine is also climbing her way up the Missouri Valley Conference career rebound list. Rhine has 902 career rebounds entering this weekend and currently sits 17th on the MVC list. Rhine could join Drake's Wanda Ford (1982-86) as the only players in Valley women's basketball history to have over 2,000 career points and 1,000 career rebounds.

Career Rebounds (MVC History)

1.	1,815 - Wanda Ford, Drake	1982-86
2.	1,297 - Angela Buckner, Wichita State	2000-04
3.	1,218 - Dyana Pierre, Southern Illinois	2013-16
4.	1,049 - Alex Cook, UNI	2001-05
5.	1,016 - Jennifer Kackza, Wichita State	1999-02
6.	1,013 - Jill Martin, Drake	2003-08
7.	974 - Carla Bennett, Drake	1999-03
8.	953 - Rachael Hackbarth, Drake	2008-12
9.	945 - Amy Rakers, Southern Illinois	1987-91
10.	938 - Antionette Wells, Wichita State	2004-07
11.	929 - Megan Neuvirth, Creighton	2006-10
	929 - Shannon Thomas, Indiana State	2008-12
13.	916 - Amy Hile, Indiana State	1983-87
14.	910 - Jeanette Tendai, Missouri State	1983-86
15.	911 - Christiana Shorter, Missouri State	2009-13
16.	903 - Tricia Wakely, Drake	1992-96
17.	902 - Sara Rhine, Drake	2015-pres.

High Percentage

Drake enters this week ranking 4th nationally in Field Goal Percentage (48.4%). Drake finished 10th in FG% last year, 5th in 2017-18, and 2nd in 2016-17. UConn is the only other school to finish in the top 10 in the last three seasons. The Huskies currently sit 9th nationally.

Missouri State also ranks in the Top 25 in Field Goal % nationally, shooting 45.5% from the field.

Drake's Sara Rhine enters the week ranking 4th nationally in field goal percentage (65.5%).

The Valley as a whole is shooting 42.5% from the field this season, ranking 5th nationally among NCAA DI Conferences.

Field Goal Percentage (By Conference)

1.	SEC	43.0%
	Big Ten	43.0%
3.	Big 12	42.7%
4.	Pac-12	42.6%
5.	Missouri Valley	42.5%

Mid-Major Top-25 Poll

Bradley, Drake, Illinois State and Missouri State all appear in the latest CollegeInsider.com Mid-Major Top 25 (Jan. 28). The Lady Bears sit fifth in the poll, while Bradley sits 11th, Drake 13th and Illinois State 25th. UNI and Loyola are also receiving votes. The Valley is the only conference with four teams ranked in the poll.

High Scoring League

Drake enters this week ranking 6th nationally in scoring offense, while Missouri State ranks 16th. The Bulldogs are averaging 82.4 points per game, while the Lady Bears average 78.0.

Drake has led the league in scoring five straight seasons and is looking for its sixth-straight year leading the league in that category.

The Valley as a whole is averaging 69.0 points per game this season, ranking tied for 6th nationally among NCAA DI Conferences.

Points Per Game (By Conference)

1.	Big 12	73.0
2.	Pac-12	70.0
	Big Ten	70.0
	SEC	70.0
	MAC	70.0
6.	Missouri Valley	69.0
	Summit League	69.0

ESPN Bracketology

The latest ESPN.com women's basketball bracketology from Charlie Creme (Feb. 4) has two MVC teams in the field of 64. Missouri State is a No. 6 seed playing St. John's in Corvallis, while Drake is a No. 9 seed playing Tennessee in Eugene. Bradley is listed among the "Next Four Out". The MVC is one of nine leagues receiving multiple bids.

Solid from Deep

Missouri State enters this week ranking 6th nationally in Three-Point FG Percentage (38.9%).

The Valley as a whole is shooting 33.2% from behind the arc this season, ranking 2nd nationally among NCAA DI Conferences.

Three-Point FG Percentage (By Conference)

1.	Big Ten	33.4%
2.	Big East	33.2%
	Missouri Valley	33.2%
3.	Big 12	33.1%
5.	WCC	32.8%

Sharing the Rock

Drake enters the week averaging 22.5 assists per game, which ranks second nationally. Drake is the only team in the country to rank in the top three of Assists Per Game each of the previous three seasons.

Assists Per Game

1.	Baylor	23.0
2.	Drake	22.5
3.	Oregon	21.1
4.	Iowa	19.9
5.	DePaul	19.7

Sharp Shooters

The Valley has four of the nation's top 25 teams in free-throw percentage this season. Valpo currently leads the league and sits 6th nationally (78.1%), while Drake sits 7th (78.0%), UNI 12th (77.6%) and Missouri State 22nd (76.2%).

Drake's Becca Hittner leads The Valley and ranks No. 23 nationally hitting 86.4% of her attempts.

The Valley as a whole is shooting 71.3% from the line this season, ranking 4th nationally among NCAA DI Conferences.

Free-Throw Percentage (By Conference)

1.	Pac-12	72.7%
2.	Mountain West	72.4%
3.	Summit League	71.7%
4.	Missouri Valley	71.3%
5.	NEC	70.9%

Streaks in League Play

Below is a look at the longest winning streaks against an MVC opponent:

Longest Winning Streaks vs. MVC Opponent

27	- Southern Illinois over Bradley (1983-95)
25	- Missouri State over UNI (1989-00)
21	- Illinois State over UNI (1984-94)*
20	- UNI over Wichita State (2000-09)
20	- Drake over Southern Illinois (1997-05)
19	- Drake over Bradley (1996-04)
19	- Missouri State over Southern Illinois (1997-06)
19	- Missouri State over Wichita State (1988-97)
17	- Drake over UNI (1987-95)
17	- Southern Illinois over UNI (1984-92)
16	- UNI over Bradley (2012-20)
16	- Missouri State over Bradley (1992-97)
15	- Illinois State over Bradley (2006-13)

*ILS won 22-straight in the series

Longest Current Winning Streaks vs. MVC Opponent

14	- Drake over Illinois State (2014-present)
13	- Missouri State over Loyola (2014-present)
13	- Missouri State over Indiana State (2015-present)
12	- UNI over Evansville (2015-present)
12	- Drake over Loyola (2014-present)
11	- UNI over Indiana State (2015-present)

Poll Position

Missouri State remained in this week's AP Top 25 Poll, coming in at No. 24 once again this week.

The Lady Bears continue to appear in the latest USA Today Coaches Top 25 poll, sitting at No. 19 this week.

Power Five Wins

The MVC secured nine wins over Power Five programs during the non-conference schedule. The Valley went 9-12 vs. Power Five teams, tripling last season's win total of three. The Valley has a winning record against the Big 12 (3-2) and SEC (3-1) and sits 3-7 vs. the Big Ten and 0-2 vs. the Pac-12. The average margin of victory in the nine wins was 8.7 points per game. Missouri State and UNI each had three, Drake two, and Illinois State one.

MVC's Wins Over Power Five Teams

Iowa State at Drake, W - 86-81
Missouri State at Oklahoma, W - 96-90
Illinois State at Illinois, W - 74-58
Iowa at UNI, W - 88-66
Missouri State at Minnesota, W - 77-69
UNI at Missouri, W - 78-73
Drake vs. Auburn, W - 83-82
Missouri at Missouri State, W - 79-72
UNI at Iowa State, W - 71-63

New Non-Con Record

Valley women's basketball reached 73 wins in non-conference play. Only five times previously since the 1992-93 season has the MVC claimed 60+ non-league wins in a season. This year's 73 wins sets a new league record for most non-con wins, surpassing 66 wins in 2009-10. This season marks the second-best non-conference win percentage in league history, trailing only the 1994-95 season.

MVC Top Non-Conference Records (by Winning %)

1. 1994-95	54-28 (.659)
2. 2019-20	73-40 (.646)
3. 1998-99	55-31 (.640)
4. 2009-10	66-38 (.635)
5. 1993-94	62-37 (.626)

Against the Field

The MVC held a winning record against 15 leagues in non-conference play, including the American (2-1), America East (2-0), A10 (3-2), Big 12 (3-2), Big Sky (1-0), Horizon (6-2), Ivy (1-0), MAC (8-2), Mountain West (1-0), Ohio Valley (11-9), SEC (3-1), Southland (1-0), Summit (10-4), SWAC (2-0) and WAC (5-0). The MVC held a .500 mark against Conference USA (1-1) and the West Coast (2-2). The MVC had a losing record vs. the Atlantic Sun (0-1), Big East (1-3), Big Ten (3-7), Big West (0-1) and Pac-12 (0-2).

Wooden Award Watch List

Drake senior Becca Hittner has been named to the John R. Wooden Award® presented by Wendy's® Women's Preseason Top 30 Watch List. The preseason list represents nine conferences: the Pac-12 leads all conferences with nine selections, followed by the SEC with six, the ACC and Big 12 with four apiece, the American and Big Ten with two each, and Conference USA, Ivy League, and Missouri Valley with one selection apiece.

Senior CLASS Award

Bradley's Chelsea Brackmann has been named one of 30 national candidates for the Senior CLASS Award. To be eligible for the award, a student-athlete must be classified as an NCAA Division I senior and have notable achievements in four areas of excellence: community, classroom, character and competition. Brackmann is the fourth Bradley Women's Basketball player selected as a Senior CLASS Award candidate, joining Michelle Young (2013-14), Jenny Van Kirk (2009-10) and Kelly Krumwiede (2008-09) and is the lone candidate from the MVC this season.

Rhine on McClain Watch List

The Naismith Memorial Basketball Hall of Fame and the WBCA announced that Drake senior Sara Rhine is one of 20 watch list candidates for the 2020 Katrina McClain Award. Named after the two-time All-American and 1987 National Player of the Year, the annual award in its third year recognizes the top power forwards in women's NCAA Division I college basketball. By mid-February, the watch list of 20 players for the 2020 award will be narrowed to just 10.

Hittner on Drysdale Watch List

The Naismith Memorial Basketball Hall of Fame and the WBCA announced that Drake senior Becca Hittner is one of 20 watch list candidates for the 2020 Ann Meyers Drysdale Award. Named after the first player, male or female, selected to the All-America Team in four-straight college seasons, the annual Drysdale award is in its third year and recognizes the top shooting guard in NCAA Division I women's college basketball. By mid-February, the watch list of 20 players for the 2020 award will be narrowed to just 10.

Wade Award Watch List

Drake's Becca Hittner and Sara Rhine have each been selected to the "Wade Watch" list of candidates for the 2020 Wade Trophy presented to the best player in college women's basketball, the WBCA announced Thursday. Drake joins Oregon, Stanford, UConn and Oregon State as the only schools with multiple players on the list.

Hoops In the Heartland

The 2020 Missouri Valley Conference Women's Basketball Tournament will return to the TaxSlayer Center in Moline, Ill., for the fifth-straight season.

Affectionately coined "Hoops in the Heartland," the four-day event (Mar. 12-15) will showcase all 10 Missouri Valley Conference schools as they compete for the Valley's automatic berth into the NCAA Tournament.

The MVC's agreement with Visit Quad Cities will keep the MVC Women's Basketball Championship in TaxSlayer Center through at least 2021.

The 2020 tournament will mark the 13th-consecutive season in its 38-year history that the event will take place at a neutral site.

The Missouri Valley Conference is one of only seven conferences (out of 32 nationally) where the women's basketball tournament is played at a neutral site, separate from the men's championship (AAC, ACC, Big Ten, Big 12, MVC, Pac-12 and SEC are the others).

Coaches Teleconferences

Teleconferences with The Valley head coaches will be conducted twice throughout the season. The conferences begin at 11:45 a.m. (CST). To participate in the conference calls, call (877) 417-8778. Coaches call (877) 417-8756.

Media will be allowed to ask questions directly of the coaches. The session dates for 2019-20 are Tuesday, January 7 and Tuesday, March 10.

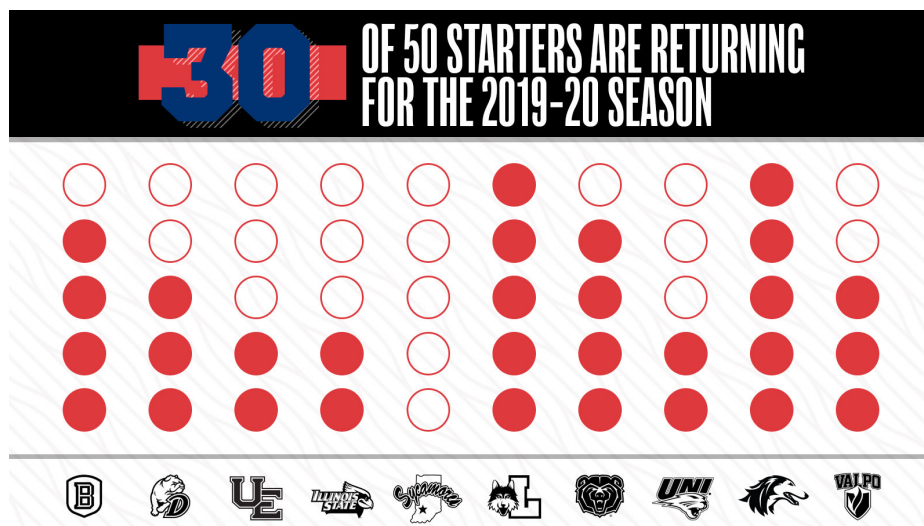
Time	Women's Head Coach, School
11:45 p.m.	Jennie Baranczyk, Drake
11:50 a.m.	Amaka Agugua-Hamilton, Missouri State
11:55 a.m.	Andrea Gorski, Bradley
12:00 p.m.	Kate Achter, Loyola
12:05 p.m.	Mary Evans, Valparaiso
12:10 p.m.	Matt Ruffing, Evansville
12:15 p.m.	Kristen Gillespie, Illinois State
12:20 p.m.	Vicki Hall, Indiana State
12:25 p.m.	Tanya Warren, UNI
12:30 p.m.	Cindy Stein, Southern Illinois

Starters Returning

The Missouri Valley Conference will see 30 of 50 starters return (60%) for the 2019-20 season. The league will return nine of its top 10 in scoring, seven of its top 10 in rebounding and four of its top five in assists. The Valley will also have eight of its 11 All-MVC players return and five of its six honorable mention selections.

Postseason League

The MVC has seen an average of four league teams participate in postseason play in the last 21 seasons, including three teams reaching postseason play in 2018-19. Missouri State reached the Sweet Sixteen for the fourth time in program history, while Drake fell to Missouri in the First Round of the NCAA Tournament. UNI received a bid to the WNIT for the second-straight season. The Valley has earned multiple NCAA Tournament bids in 12 different seasons, including two out of the last three seasons.



WOMEN'S BASKETBALL

2

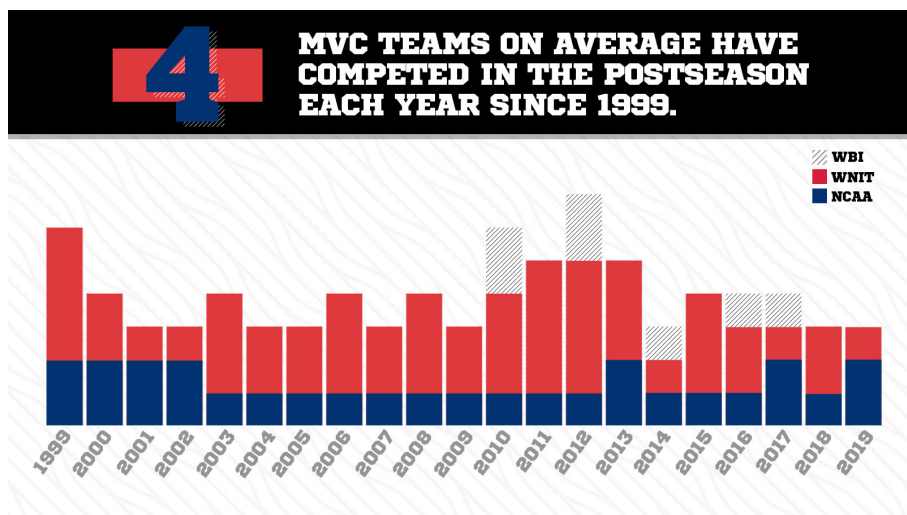
FINAL FOUR
MISSOURI STATE - 1992, 2001

3

ELITE EIGHT
MISSOURI STATE - 1992, 2001
DRAKE - 1982

7

SWEET SIXTEEN
MISSOURI STATE - 1992, 1993, 2001, 2019
DRAKE - 1982, 2002
SOUTHERN ILLINOIS - 1987



#THEVALLEYRUNSDEEP

Missouri Valley Conference vs. Non-Conference Opponents (73-40, .646)

Overall: 73-40 (.646)
Home: 39-9 • **Away:** 28-25 • **Neut:** 6-6 • **Top-25:** 1-4

American Athletic	2-1 (H: 1-1; A: 1-0)
Memphis.....	0-1
at Southern Illinois.....	L, 70-66
Wichita State.....	2-0
at Missouri State.....	W, 68-55
UNI.....	W, 61-50

America East	2-0 (H: 1-0; N: 1-0)
Maine.....	2-0
vs. Drake.....	W, 94-62
Vermont.....	1-0
at Loyola.....	W, 78-76

Atlantic Sun	0-1 (N: 0-1)
Liberty.....	0-1
vs. Bradley.....	L, 75-63

Atlantic-10	3-2 (H: 1-0; A: 0-2; N: 2-0)
George Mason.....	1-0
vs. Bradley.....	W, 61-59
Richmond.....	1-0
vs. Bradley.....	W, 61-57
Saint Louis.....	1-2
Illinois State.....	L, 61-56
at Indiana State.....	L, 55-53
at Southern Illinois.....	W, 61-53

Big 12	3-2 (H: 1-0; A: 2-2)
Iowa State.....	2-0
at Drake.....	W, 86-81
UNI.....	W, 71-63
Kansas.....	0-1
Indiana State.....	L, 84-72
Oklahoma.....	1-1
Drake.....	L, 93-84
Missouri State.....	W, 96-90

Big East	1-3 (H: 1-1; A: 0-2)
Creighton.....	1-1
at Drake.....	W, 63-53
UNI.....	L, 57-54
DePaul.....	0-1
at Loyola.....	L, 83-76
Marquette.....	0-1
Illinois State.....	L, 58-41

Big Ten	3-7 (H: 1-0; A: 2-4; N: 0-3)
Illinois.....	1-1
Evansville.....	L, 59-44
Illinois State.....	W, 74-58
Iowa.....	1-1
Drake.....	L, 79-67
at UNI.....	W, 88-66
Michigan.....	0-1
Bradley.....	L, 77-57
Minnesota.....	1-0
Missouri State.....	W, 77-69
Northwestern.....	0-1
Valparaiso.....	L, 69-48
Ohio State.....	0-2
vs. UNI.....	L, 64-46
vs. Valparaiso.....	L, 89-38
Purdue.....	0-1
vs. Drake.....	L, 67-47

Big Sky	1-0 (N: 1-0)
Eastern Washington.....	1-0
vs. Bradley.....	W, 66-46

Big West	0-1 (N: 0-1)
Cal State Northridge.....	0-1
vs. Indiana State.....	L, 67-59

Conference USA	1-1 (H: 1-1)
Marshall.....	1-1
at Evansville.....	W, 66-62 (OT)
at Indiana State.....	L, 72-60

Horizon	6-2 (H: 2-1; A: 4-1)
Detroit Mercy.....	2-0
Loyola.....	W, 89-60
Valparaiso.....	W, 77-58
IUPUI.....	1-1
at UNI.....	W, 51-50
Southern Illinois.....	L, 81-78
UIC.....	2-0
Indiana State.....	W, 61-40
at Valparaiso.....	W, 63-37
Northern Kentucky.....	0-1
at Indiana State.....	L, 70-68
Oakland.....	1-0
Bradley.....	W, 74-58

Ivy League	1-0 (H: 1-0)
Dartmouth.....	1-0
at Loyola.....	W, 61-40

Mid-American	8-2 (H: 4-1; A: 4-1)
Bowling Green.....	2-0
at Loyola.....	W, 84-76
at Valparaiso.....	W, 95-90 (OT)
Eastern Michigan.....	1-0
Southern Illinois.....	W, 85-54
Northern Illinois.....	3-0
Drake.....	W, 73-49
at Illinois State.....	W, 69-66
Southern Illinois.....	W, 80-61
Miami (OH).....	1-1
at Bradley.....	W, 79-68
Evansville.....	L, 72-64
Toledo.....	1-0
Valparaiso.....	W, 61-54
Western Michigan.....	0-1
at Loyola.....	L, 70-60

Mountain West	1-0 (A: 1-0)
Boise State.....	1-0
Missouri State.....	W, 72-69

Ohio Valley	11-9 (H: 6-3; A: 5-6)
Austin Peay.....	0-2
Evansville.....	L, 80-64
Illinois State.....	L, 77-72 (OT)
Eastern Illinois.....	3-1
at Evansville.....	L, 90-44
Indiana State.....	W, 59-57
Loyola.....	W, 67-51
Valparaiso.....	W, 78-66
Morehead State.....	1-0
at Valparaiso.....	W, 55-53
Murray State.....	1-2
at Evansville.....	L, 61-59
Indiana State.....	L, 70-62
at Southern Illinois.....	W, 76-66
SEMO.....	0-3
Evansville.....	L, 83-60
at Indiana State.....	L, 68-58
Southern Illinois.....	L, 79-65
SIUE.....	3-1
Evansville.....	L, 85-74
at Illinois State.....	W, 74-53
Loyola.....	W, 63-50
Southern Illinois.....	W, 103-67
UT-Martin.....	2-0
at Illinois State.....	W, 70-47
at Southern Illinois.....	W, 70-59
Tennessee Tech.....	1-0
at Southern Illinois.....	W, 76-65

PAC-12	0-2 (A: 0-2)
Colorado.....	0-1
Indiana State.....	L, 59-46
Oregon State.....	0-1
Missouri State.....	L, 80-69

SEC	3-1 (H: 1-0; A: 1-0; N: 1-1)
Alabama.....	0-1
vs. UNI.....	L, 87-77
Auburn.....	1-0
vs. Drake.....	W, 83-82
Missouri.....	2-0
at Missouri State.....	W, 79-72
UNI.....	W, 78-73

Southland	1-0 (H: 1-0)
Texas A&M-CC.....	1-0
at Missouri State.....	W, 79-51

Summit	10-4 (H: 4-0; A: 5-4; N: 1-0)
North Dakota.....	1-1
Illinois State.....	W, 66-58
Valparaiso.....	L, 65-63
North Dakota State.....	3-0
at Bradley.....	W, 70-64
at UNI.....	W, 95-63
Valparaiso.....	W, 66-54
Omaha.....	1-0
UNI.....	W, 81-45

Purdue Fort Wayne.....	0-1
Evansville.....	L, 67-64
South Dakota.....	1-1
Drake.....	L, 102-94 (OT)
Missouri State.....	W, 74-66
South Dakota State.....	1-0
at Drake.....	W, 74-67
Western Illinois.....	4-1
Bradley.....	W, 84-49
at Drake.....	W, 94-75
at Illinois State.....	W, 78-65
Indiana State.....	L, 83-72
vs. Southern Illinois.....	W, 79-65

SWAC	2-0 (H: 2-0)
Jackson State.....	2-0
at Bradley.....	W, 78-69
at Illinois State.....	W, 77-55

West Coast	2-2 (H: 1-0; A: 1-2)
Gonzaga.....	0-1
Missouri State.....	L, 64-52
Pacific.....	0-1
Indiana State.....	L, 83-66
Portland.....	1-0
Loyola.....	W, 78-64 (OT)
Santa Clara.....	1-0
at Missouri State.....	W, 71-64

WAC	5-0 (H: 3-0; A: 2-0)
Chicago State.....	3-0
at Evansville.....	W, 76-42
Loyola.....	W, 98-53
at Valparaiso.....	W, 95-49
UMKC.....	2-0
Loyola.....	W, 72-67 (OT)
at Missouri State.....	W, 83-58

Non-Division I	6-0 (H: 6-0)
Brescia (Ky.).....	1-0
at Evansville.....	W, 77-61
Eureka.....	1-0
at Bradley.....	W, 101-39
Northwest Missouri State.....	1-0
at UNI.....	W, 78-53
Truman State.....	1-0
at Illinois State.....	W, 87-60
Waldorf.....	1-0
at Drake.....	W, 103-18
William Jewell.....	1-0
at Missouri State.....	W, 111-39

AP Top-25	1-4 (H: 0-1; A: 1-3)
#7 Oregon State.....	0-1
Missouri State.....	L, 80-69
#16 DePaul.....	0-1
at Loyola.....	L, 83-76
#17 Gonzaga.....	0-1
Missouri State.....	L, 64-52
#23 Minnesota.....	1-0
Missouri State.....	W, 77-69
#25 Michigan.....	0-1
Bradley.....	L, 77-57

2019 NCAA Teams	7-7 (H: 4-1; A: 3-6)
DePaul.....	0-1
at Loyola.....	L, 83-76
Gonzaga.....	0-1
Missouri State.....	L, 64-52
Iowa.....	1-1
Drake.....	L, 79-67
at UNI.....	W, 88-66
Iowa State.....	2-0
at Drake.....	W, 86-81
UNI.....	W, 71-63
Marquette.....	0-1
Illinois State.....	L, 58-41
Michigan.....	0-1
Bradley.....	L, 77-57
Missouri.....	2-0
at Missouri State.....	W, 79-72
UNI.....	W, 78-73
Oregon State.....	0-1
Missouri State.....	L, 80-69
South Dakota.....	1-1
Drake.....	L, 102-94 (OT)
Missouri State.....	W, 74-66
South Dakota State.....	1-0
at Drake.....	W, 74-67

114
NON-CONFERENCE
OPPONENTS

49
ROAD

50
HOME

15
NEUTRAL

13
GAMES AGAINST
TOURNAMENT TEAMS

8
GAMES AGAINST TEAMS
FINISHING IN TOP 25

7
TOURNAMENTS

18 GAMES AGAINST POWER 5 OPPONENTS
10 BIG
4 XII
3 SEC
1

BRADLEY (16-4, 7-2)

Charity Stripe

Junior Gabi Haack went 4-for-4 from the free throw line in the first half of Friday's game at Missouri State to break Bradley's record for consecutive free throws made. Haack connected on 34 straight free throws before a miss early in the second half Friday against the Bears to break the previous school record of 33 consecutive made throws by Genny Mueller between the 2001-02 and 2002-03 seasons. The streak is the ninth longest in MVC history and was the longest since Becca Hittner made 51 straight in 2017-18. After opening the season 22-for-31 (71 percent) from the charity stripe over the first nine games, Haack has made 37 of her last 38 free throws.



Three Point Streak

Sophomore Lasha Petree has a lengthy streak of her own going, hitting a three-pointer in 17 consecutive games. Petree's streak of 17 straight games with a made three-pointer is the fourth longest in school history and is the longest streak by a Brave since Katie Yohn had 18 consecutive games with a triple in 2010-11. Michelle Nason is the lone Bradley player to have a streak longer than 18 games with a trey, hitting a three-pointer in 30 consecutive contests between the 1993-94 and 1994-95 seasons.

Second Half Team

If the past is any indicator, Bradley can expect to have a big second half of the Missouri Valley Conference schedule after a historic first-half of league play. The Braves have matched or surpassed their first half record in the second half of conference play in 16 of the last 17 years. During that stretch, the Braves have won more games the second half of MVC play vs. the first half 13 times. In fact, Bradley has 20 more wins in the second half of league play than the first nine games over that 17-year stretch.

Date	Opponent	Location	TV	Time
N8	at Oakland	W, 74-58		1-0
N10	at #25 Michigan	L, 77-57		1-1
N16	Eureka	W, 101-39		2-1
N20	at Western Illinois	W, 84-49		3-1
N23	Miami (OH)	W, 79-68		4-1
Coastal Carolina Tournament				
N29	vs. George Mason	W, 61-59		5-1
D1	vs. Richmond	W, 61-57		6-1
D5	North Dakota St.	W, 70-64		7-1
D10	Jackson State	W, 78-69		8-1
UMKC Tournament				
D20	vs. Liberty	L, 75-63		8-2
D21	vs. Eastern Washington	W, 66-46		9-2
J3	*Evansville	W, 82-51		10-2, 1-0
J5	*Indiana State	W, 91-75		11-2, 2-0
J10	*Illinois State	W, 76-61		12-2, 3-0
J17	*at Loyola	W, 60-47		13-2, 4-0
J19	*at Valparaiso	W, 75-61		14-2, 5-0
J24	*UNI	W, 61-47		15-2, 6-0
J26	*Drake	W, 77-76		16-2, 7-0
J31	*at #21 Missouri State	L, 90-56		16-3, 7-1
F2	*at So. Illinois	L, 64-50		16-4, 7-2
F7	*at Illinois State	Normal, Ill.	(ESPN+)	7 PM
F14	*Valparaiso	Peoria, Ill.	(ESPN+)	7 PM
F16	*Loyola	Peoria, Ill.	(ESPN3)	2 PM
F20	*at Drake	Des Moines, Iowa	(ESPN+)	6 PM
F22	*at UNI	Cedar Falls, Iowa	(ESPN3)	2 PM
F27	*So. Illinois	Peoria, Ill.	(ESPN+)	7 PM
M1	*Missouri State	Peoria, Ill.	(ESPN+)	2 PM
M5	*at Indiana State	Terre Haute, Ind.	(ESPN+)	6 PM
M7	*at Evansville	Evansville, Ind.	(ESPN+)	1 PM
MVC Tournament				
M12-15		Moline, Ill.	ESPN+	

*MVC Games; Times are CST (unless noted) and subject to change

DRAKE (15-6, 7-2)

2K Club

Redshirt senior Sara Rhine joined the exclusive 2,000 point club Friday night in Drake's win over Valparaiso. Rhine scored 13 points against the Crusaders to become the fifth player in Drake women's basketball history and ninth in MVC history to score 2,000 or more points.



Climbing Towards 2K

Senior Becca Hittner continues her climb up Drake's all-time scoring chart and to join Rhine in the 2,000 career points club. Hittner had 16 and 17 points, respectively, in the Bulldogs' victories over the Crusaders and Loyola Ramblers. Those 33 points helped her jump from ninth all-time in career points to seventh all-time with 1,937. Hittner moved past Jill Martin (2003-8) who scored 1,928 points and Carla Bennett (1999-03) who scored 1,930 points.

Assist You Continues

Drake, which came into Friday's game against Valpo ranked second in total assists and assists per game, continued dishing the basketball in the two big wins. After assisting on 31 of 33 made shots last game against Valparaiso, the Bulldogs dished 24 assists on 28 field goals against Loyola. Senior Brenni Rose handed out a career-high 11 in the Valpo victory and five against the Ramblers. Rose, the MVC's assists leader and ranked in the top 25 in the nation going into Valpo game, has handed out a career-high 116 assists this year. Rose with 353 career assists continues her pursuit to crack Drake's top 10 list as Karlin Hayes is No. 10 with 387.

Date	Opponent	Location	TV	Time
N8	S. Dakota State	W, 74-67		1-0
N10	Iowa State	W, 86-81		2-0
N13	at South Dakota	L, 102-94 (OT)		2-1
N16	Creighton	W, 63-53		3-1
N24	Western Illinois	W, 94-75		4-1
Gulf Coast Showcase				
N29	vs. Purdue	L, 67-47		4-2
N30	vs. Maine	W, 94-62		5-2
D1	vs. Auburn	W, 83-82		6-2
D5	Waldorf	W, 103-18		7-2
D17	at Oklahoma	L, 93-84		7-3
D21	at Iowa	L, 79-67		7-4
D29	at Northern Illinois	W, 73-49		8-4
J3	*UNI	W, 104-87		9-4, 1-0
J10	*at #18 Missouri State	L, 69-67		9-5, 1-1
J12	*at So. Illinois	W, 73-65		10-5, 2-1
J17	*Indiana State	W, 105-65		11-5, 3-1
J19	*Evansville	W, 108-44		12-5, 4-1
J24	*at Illinois State	W, 69-67 (OT)		13-5, 5-1
J26	*at Bradley	L, 77-76		13-6, 5-2
J31	*Valparaiso	W, 87-66		14-6, 6-2
F2	*Loyola	W, 80-52		15-6, 7-2
F7	*So. Illinois	Des Moines, Iowa	(ESPN+)	6 PM
F9	*#19 Missouri State	Des Moines, Iowa	(ESPN+)	2 PM
F13	*at Evansville	Evansville, Ind.	(ESPN3)	6 PM
F15	*at Indiana State	Terre Haute, Ind.	(ESPN3)	1 PM
F20	*Bradley	Des Moines, Iowa	(ESPN+)	6 PM
F22	*Illinois State	Des Moines, Iowa	(ESPN3)	2 PM
F28	*at Loyola	Chicago, Ill.	(ESPN+)	7 PM
M1	*at Valparaiso	Valparaiso, Ind.	(ESPN+)	1 PM
M6	*at UNI	Cedar Falls, Iowa	(ESPN+)	6:30 PM
MVC Tournament				
M12-15		Moline, Ill.	ESPN+	

*MVC Games; Times are CST (unless noted) and subject to change

EVANSVILLE (3-17, 0-9)

Aces Block Party

Evansville recorded five blocks on Friday night at Indiana State with freshman Abby Feit leading the way with three blocks. The five blocks were the most for the Aces in a game since recording seven blocks against Murray State on Dec. 3.



Hudson for Three

Entering MVC play, freshman Jossie Hudson had not hit a three-pointer, going 0-6 from beyond the arc. Since conference action began, Hudson has found her shot, going 3-6 from three-point range.

Even the Series

After Valparaiso won the matchup earlier this season, the Crusaders took the lead in the all-time series. Having met 17 total times, Valpo owns a 9-8 advantage in the series. Evansville will have a chance to even the series this weekend in Valparaiso.

Date	Opponent	Location	TV	Time
N5	Brescia (Ky.)	W, 77-61		1-0
N10	at SEMO	L, 83-60		1-1
N13	at SIUE	L, 85-74		1-2
N19	Eastern Illinois	L, 90-44		1-3
N21	at Austin Peay	L, 80-64		1-4
N24	Marshall	W, 66-62 (OT)		2-4
D3	Murray State	L, 61-59		2-5
D13	at Purdue Ft. Wayne	L, 67-64		2-6
D15	at Illinois	L, 59-44		2-7
D18	Chicago State	W, 76-42		3-7
D22	at Miami (OH)	L, 72-64		3-8
J3	*at Bradley	L, 82-51		3-9, 0-1
J5	*at Illinois State	L, 81-58		3-10, 0-2
J10	*Loyola	L, 71-61		3-11, 0-3
J12	*Valparaiso	L, 88-66		3-12, 0-4
J17	*at UNI	L, 76-60		3-13, 0-5
J19	*at Drake	L, 108-44		3-14, 0-6
J24	*So. Illinois	L, 70-57		3-15, 0-7
J26	*#22 Missouri State	L, 81-55		3-16, 0-8
J31	*at Indiana State	L, 68-58		3-17, 0-9
F6	*at Valparaiso	Valparaiso, Ind.	(ESPN+)	6 PM
F8	*at Loyola	Chicago, Ill.	(ESPN3)	2 PM
F13	*Drake	Evansville, Ind.	(ESPN3)	6 PM
F15	*UNI	Evansville, Ind.	(ESPN3)	1 PM
F21	*at Missouri State	Springfield, Mo.	(ESPN+)	7 PM
F23	*at So. Illinois	Carbondale, Ill.	(ESPN+)	2 PM
F28	*Indiana State	Evansville, Ind.	(ESPN+)	6 PM
M5	*Illinois State	Evansville, Ind.	(ESPN+)	6 PM
M7	*Bradley	Evansville, Ind.	(ESPN+)	1 PM

MVC Tournament

M12-15 Moline, Ill. ESPN+

*MVC Games; Times are CST (unless noted) and subject to change

ILLINOIS STATE (13-7, 5-4)

Elite Company

Fifth-year senior Lexi Wallen is one of five current NCAA DI women's basketball student-athletes who also have played a different sport at the same institution. Wallen joined the Illinois State women's basketball team in December 2018 after playing four years on the ISU volleyball team. Also included on that list is Kansas State's Peyton Williams (WBB 2016-present, VB 2017-present), Milwaukee's McKaela Schmelzer (WBB 2017-present, WSOC 2016-19), Marist's Claire Oberdorf (WBB 2015-present, SB 2016-present) and Oklahoma's Ashlynn Dunbar (WBB 2020-present, VB 2019, VB 2016-18 at San Diego State before grad transferring). Wallen leads all players on the aforementioned list in scoring, averaging 16.8 points per game during the 2019-20 season.



Settling In

Valley newcomer Juliunn Redmond has found her groove, averaging 12.7 points in Valley play and scoring in double figures in seven of the last eight games. The junior was previously the 2019 Panhandle Conference Player of the Year while attending Tallahassee Community College, also helping lead her team to a NJCAA National Championship during the 2017-19 season.

Date	Opponent	Location	TV	Time
N5	Truman State	W, 87-60		1-0
N10	at Marquette	L, 58-41		1-1
N16	at Illinois	W, 74-58		2-1
N20	Northern Illinois	W, 69-66		3-1
N24	at North Dakota	W, 66-58		4-1
N30	UT-Martin	W, 70-47		5-1
D4	Western Illinois	W, 78-65		6-1
D8	at Saint Louis	L, 61-56		6-2
D16	SIUE	W, 74-53		7-2
D19	Jackson State	W, 77-55		8-2
D29	at Austin Peay	L, 77-72 (OT)		8-3
J3	*Indiana State	W, 83-69		9-3, 1-0
J5	*Evansville	W, 81-58		10-3, 2-0
J10	*at Bradley	L, 76-61		10-4, 2-1
J17	*at Valparaiso	W, 72-60		11-4, 3-1
J19	*at Loyola	L, 69-64		11-5, 3-2
J24	*Drake	L, 69-67 (OT)		11-6, 3-3
J26	*UNI	W, 65-57		12-6, 4-3
J31	*at So. Illinois	W, 62-54		13-6, 5-3
F2	*at #21 Missouri State	L, 87-74		13-7, 5-4
F7	*Bradley	Normal, Ill.	(ESPN+)	7 PM
F14	*Loyola	Normal, Ill.	(ESPN+)	7 PM
F16	*Valparaiso	Normal, Ill.	(ESPN+)	2 PM
F20	*at UNI	Cedar Falls, Iowa	(ESPN+)	6:30 PM
F22	*at Drake	Des Moines, Iowa	(ESPN3)	2 PM
F27	*Missouri State	Normal, Ill.	(ESPN+)	7:30 PM
M1	*So. Illinois	Normal, Ill.	(ESPN+)	2 PM
M5	*at Evansville	Evansville, Ind.	(ESPN+)	6 PM
M7	*at Indiana State	Terre Haute, Ind.	(ESPN+)	1 PM

MVC Tournament

M12-15 Moline, Ill. ESPN+

*MVC Games; Times are CST (unless noted) and subject to change

INDIANA STATE (3-18, 1-8)

The Streak is Over

Indiana State ended their 16-game losing streak, the third-longest in the country, on Friday night when they took down in-state rival Evansville, 68-58. The victory marked their first win since Nov. 19 at UIC and moved the Sycamores to ninth place in the Valley. ISU also had their best performance from behind the three-point line on Friday, knocking down a season-high nine triples.



A Team Effort

A big part of the success that Indiana State found on Friday against Evansville came from the contributions that every Sycamore athlete made on the court. All nine Trees that played in the game scored and pulled down at least two rebounds, boosting ISU to a 46-34 rebounding advantage. Del'Janee Williams, CeCe Mayo and Marie Hunter all ended their evening in double-figures, led by Williams with 16 while Mayo and Hunter ended at 12 and 11, respectively.

Getting to the Line

Indiana State manages to get to the free throw line more than almost anyone else in the Missouri Valley Conference. The Sycamores have taken 425 attempts at the line this season, second only to Missouri State's 442, and converted on 261, the fifth-most made free throws in the Valley. The flip-side is that the Trees own the worst percentage at the charity stripe in the league, hitting at a clip of 61.4%.

Date	Opponent	Location	TV	Time
N7	at Kansas	L, 84-72		0-1
N10	at Eastern Illinois	W, 59-57		1-1
N14	at Western Illinois	L, 83-72		1-2
N19	at UIC	W, 61-40		2-2
N26	at Colorado	L, 59-46		2-3

Pacific Tournament

N29	at Pacific	L, 83-66		2-4
N30	vs. CSUN	L, 67-59		2-5

D3	Marshall	L, 72-60		2-6
D7	at Murray State	L, 70-62		2-7
D16	Northern Kentucky	L, 70-68		2-8
D21	SEMO	L, 68-58		2-9
D30	Saint Louis	L, 55-53		2-10

J3	*at Illinois State	L, 83-69		2-11, 0-1
J5	*at Bradley	L, 91-75		2-12, 0-2
J10	*Valparaiso	L, 75-56		2-13, 0-3
J12	*Loyola	L, 58-51		2-14, 0-4
J17	*at Drake	L, 105-65		2-15, 0-5
J19	*at UNI	L, 73-43		2-16, 0-6
J24	*#22 Missouri State	L, 76-55		2-17, 0-7
J26	*So. Illinois	L, 78-55		2-18, 0-8
J31	*Evansville	W, 68-58		3-18, 1-8

F6	*at Loyola	Chicago, Ill.	(ESPN3)	7 PM
F8	*at Valparaiso	Valparaiso, Ind.	(ESPN3)	1 PM

F13	*UNI	Terre Haute, Ind.	(ESPN+)	6 PM
F15	*Drake	Terre Haute, Ind.	(ESPN3)	1 PM
F21	*at So. Illinois	Carbondale, Ill.	(ESPN+)	6 PM
F23	*at Missouri State	Springfield, Mo.	(ESPN+)	2 PM
F28	*at Evansville	Evansville, Ind.	(ESPN+)	6 PM

M5	*Bradley	Terre Haute, Ind.	(ESPN+)	6 PM
M7	*Illinois State	Terre Haute, Ind.	(ESPN+)	1 PM

MVC Tournament

M12-15	Moline, Ill.	ESPN+
--------	--------------	-------

*MVC Games; Times are CST (unless noted) and subject to change

LOYOLA (13-7, 4-5)

Making the Turn

After completing a three-game road trip, Loyola returns to Gentile Arena this week to begin the second half of Missouri Valley Conference play against Indiana State and Evansville. The Ramblers have had the upper hand against the Sycamores and Purple Aces of late, rattling off a combined seven straight wins against the two teams.



Top 10 for Tiara

During Loyola's trip through Iowa this past weekend, senior guard Tiara Wallace climbed into the top 10 on the program's all-time assists leaderboard. Wallace currently has a 348 helpers to her name during her time in Rogers Park, a mark that ranks ninth in Rambler annals. The Berkeley, Ill. native is currently ranks second overall in The Valley in the category, averaging 4.4 assists per game.

This is 40

A barometer for analyzing Loyola's success this season has come through its work on the defensive end of the floor. The Ramblers are a sparkling 10-0 (1,000) when holding opponents to 40% or lower from the field. Since head coach Kate Achter's arrival in Rogers Park prior to the 2016-17 campaign, the Ramblers are 30-18 (.625) when limiting opponents to less than 40% efficiency.

Date	Opponent	Location	TV	Time
N5	at Detroit Mercy	W, 89-60		1-0
N8	Vermont	W, 78-76		2-0
N13	at Eastern Illinois	W, 67-51		3-0
N19	at Chicago State	W, 98-53		4-0
N22	at Kansas City	W, 72-67 (2OT)		5-0

D1	at Portland	W, 78-64 (OT)		6-0
D4	Dartmouth	W, 61-40		7-0
D8	at SIUE	W, 63-50		8-0
D16	Bowling Green	W, 84-76		9-0
D20	#16 DePaul	L, 83-76		9-1
D30	Western Michigan	L, 70-60		9-2

J3	*#17 Missouri State	L, 74-72 (OT)		9-3, 0-1
J5	*So. Illinois	W, 51-49		10-3, 1-1
J10	*at Evansville	W, 71-61		11-3, 2-1
J12	*at Indiana State	W, 58-51		12-3, 3-1
J17	*Bradley	L, 60-47		12-4, 3-2
J19	*Illinois State	W, 69-64		13-4, 4-2
J24	*at Valparaiso	L, 66-64		13-5, 4-3
J31	*at UNI	L, 70-50		13-6, 4-4

F2	*at Drake	L, 80-52		13-7, 4-5
----	-----------	----------	--	-----------

F6	*Indiana State	Chicago, Ill.	(ESPN3)	7 PM
F8	*Evansville	Chicago, Ill.	(ESPN3)	2 PM

F14	*at Illinois State	Normal, Ill.	(ESPN+)	7 PM
F16	*at Bradley	Peoria, Ill.	(ESPN3)	2 PM
F22	*Valparaiso	Chicago, Ill.	(ESPN3)	2 PM
F28	*Drake	Chicago, Ill.	(ESPN+)	7 PM

M1	*UNI	Chicago, Ill.	(ESPN+)	1 PM
M5	*at So. Illinois	Carbondale, Ill.	(ESPN3)	6 PM
M7	*at Missouri State	Springfield, Mo.	(ESPN+)	2 PM

MVC Tournament

M12-15	Moline, Ill.	ESPN+
--------	--------------	-------

*MVC Games; Times are CST (unless noted) and subject to change

#19/24 MISSOURI STATE (18-3, 8-1)

Halfway Home

The Lady Bears are 8-1 after their first trip through the MVC schedule, the 11th time in school history that Missouri State has won at least eight of its first nine Valley games. On the previous 10 occasions, the Lady Bears have gone on to win seven regular season titles and finish second three times.



A Decade in the Making

MSU junior Brice Calip accomplished a feat no Lady Bear has done in a decade Sunday afternoon with eight assists and no turnovers against Illinois State. The last MSU player with at least eight assists without a giveaway was Casey Garrison, who had an identical line on Jan. 23, 2010 against Wichita State during her MVC Player of the Year season.

Coach Mox Ties MSU Mark

Missouri State's victory Sunday moved the Lady Bears to 18-3 on the year, tying head coach Amaka Agugua-Hamilton with Katie Abrahamson-Henderson for the most wins by a Lady Bears coach in their first season. The 18 wins also tie for fifth on the MVC list, and the Valley record of 24 is shared by Creighton's Jim Flanery in 2002-03 and Illinois State's Stephanie Glance in 2010-11.

Date	Opponent	Location	TV	Time
N5	at #23 Minnesota	W, 77-69		1-0
Preseason WNIT				
N8	Texas A&M-CC	W, 79-51		2-0
N10	at Boise State	W, 72-69		3-0
N14	at Oklahoma	W, 96-90		4-0
N17	at #7 Oregon State	L, 80-69		4-1
N22	Santa Clara	W, 71-64		5-1
N25	at South Dakota	W, 74-66		6-1
D1	Kansas City	W, 83-58		7-1
D4	Wichita State	W, 68-55		8-1
D15	Missouri	W, 79-72		9-1
D20	at #17 Gonzaga	L, 64-52		9-2
D31	William Jewel	W, 111-39		10-2
J3	*at Loyola	W, 74-72 (OT)		11-2, 1-0
J5	*at Valparaiso	W, 81-68		12-2, 2-0
J10	*Drake	W, 69-67		13-2, 3-0
J12	*UNI	W, 80-66		14-2, 4-0
J17	*at So. Illinois	L, 70-68		14-3, 4-1
J24	*at Indiana State	W, 76-55		15-3, 5-1
J26	*at Evansville	W, 81-55		16-3, 6-1
J31	*Bradley	W, 90-56		17-3, 7-1
F2	*Illinois State	W, 87-74		18-3, 8-1
F7	*at UNI	Cedar Falls, Iowa	(ESPN3)	6:30 PM
F9	*at Drake	Des Moines, Iowa	(ESPN+)	2 PM
F15	*So. Illinois	Springfield, Mo.	(ESPN3)	3 PM
F21	*Evansville	Springfield, Mo.	(ESPN+)	7 PM
F23	*Indiana State	Springfield, Mo.	(ESPN+)	2 PM
F27	*at Illinois State	Normal, Ill.	(ESPN+)	7:30 PM
M1	*at Bradley	Peoria, Ill.	(ESPN+)	2 PM
M5	*Valparaiso	Springfield, Mo.	(ESPN+)	7 PM
M7	*Loyola	Springfield, Mo.	(ESPN+)	2 PM

MVC Tournament

M12-15 Moline, Ill. ESPN+

*MVC Games; Times are CST (unless noted) and subject to change

UNI (13-7, 5-4)

Perfect at Home

The Panthers are off to an 8-0 start in home games for the second time in program history (10-0 start in 1980-81). UNI is one of four schools at the NCAA Division I level with undefeated home records for men's AND women's basketball teams joining Baylor, Gonzaga, and Oregon.



League Best

With its 5-4 mark midway through Missouri Valley Conference play, UNI has finished the first half of the conference action above .500 for an active-league-high 10 consecutive seasons.

Good From Deep

The Panthers top conference play with 85 three-pointers and a +38 margin behind the arc (47 three-pointers allowed). UNI has made at least one three-pointer in 374 consecutive contests for the longest active streak among current conference women's basketball programs.

Date	Opponent	Location	TV	Time
N6	N. Dakota State	W, 95-63		1-0
N9	at Wichita State	W, 61-50		2-0
N13	at Missouri	W, 78-73		3-0
N17	Iowa	W, 88-66		4-0
N24	NW Missouri St.	W, 78-53		5-0
South Point Shootout				
N29	vs. Alabama	L, 87-77		5-1
N30	vs. Ohio State	L, 64-46		5-2
D8	at Creighton	L, 57-54		5-3
D10	at Omaha	W, 81-45		6-3
D15	IUPUI	W, 51-50		7-3
D22	at Iowa State	W, 71-63		8-3
J3	*at Drake	L, 104-87		8-4, 0-1
J10	*at So. Illinois	W, 60-57		9-4, 1-1
J12	*at #18 Missouri State	L, 80-66		9-5, 1-2
J17	*Evansville	W, 76-60		10-5, 2-2
J19	*Indiana State	W, 73-43		11-5, 3-2
J24	*at Bradley	L, 61-47		11-6, 3-3
J26	*at Illinois State	L, 65-57		11-7, 3-4
J31	*Loyola	W, 70-50		12-7, 4-4
F2	*Valparaiso	W, 77-70		13-7, 5-4
F7	*#19 Missouri State	Cedar Falls, Iowa	(ESPN3)	6:30 PM
F9	*So. Illinois	Cedar Falls, Iowa	(ESPN+)	2 PM
F13	*at Indiana State	Terre Haute, Ind.	(ESPN+)	6 PM
F15	*at Evansville	Evansville, Ind.	(ESPN3)	1 PM
F20	*Illinois State	Cedar Falls, Iowa	(ESPN+)	6:30 PM
F22	*Bradley	Cedar Falls, Iowa	(ESPN3)	2 PM
F28	*at Valparaiso	Valparaiso, Ind.	(ESPN+)	6 PM
M1	*at Loyola	Chicago, Ill.	(ESPN+)	1 PM
M6	*Drake	Cedar Falls, Iowa	(ESPN+)	6:30 PM

MVC Tournament

M12-15 Moline, Ill. ESPN+

*MVC Games; Times are CST (unless noted) and subject to change

SOUTHERN ILLINOIS (13-7, 5-4)

Back on Winning Track

The Salukis picked up a 64-50 win over then first-place Bradley on Sunday. The Braves, who came into Sunday's contest averaging 72.2 points per game, were held to a season-low 50 points. Southern forced Bradley into 19 turnovers, trailed just once and led by as many as 17 points. The Salukis also turned the ball over a season-low eight times and tied a season-high with 16 steals.



Another 20 Piece

Makenzie Silvey had a terrific game on both ends of the floor for the Salukis in the win over the Bradley Braves. She finished with a game-high 26 points on 10-of-18 shooting and added four boards, three assists and two steals. It marked the eighth time this season that the Glen Carbon, Ill. native has scored 20-plus points in a game, the most 20-point games in a season by a Saluki since 2015. Overall, it's tied for the 13th-most in a season in program history.

15-Plus Assists

Southern dished out 19 assists in the win over Bradley Sunday. It marked the 11th time this season that the Salukis have finished with 15-plus assists in a game. It makes it six-straight seasons that SIU has dished out 15-plus assists in double-digit games, which is the longest streak by the Salukis since at least 1989.

Date	Opponent	Location	TV	Time
N8	at SIUE	W, 103-67		1-0
N12	at IUPUI	L, 81-78		1-1
N16	Tennessee Tech	W, 76-65		2-1
N20	Memphis	L, 70-66		2-2
N23	at E. Michigan	W, 85-54		3-2
N27	Saint Louis	W, 61-53		4-2
D3	UT-Martin	W, 70-59		5-2
D7	at SEMO	L, 79-65		5-3
D15	Murray State	W, 76-66		6-3
Compass Challenge				
D19	vs. Western Illinois	W, 79-65		7-3
D20	at Northern Illinois	W, 80-61		8-3
J3	*at Valparaiso	W, 67-51		9-3, 1-0
J5	*at Loyola	L, 51-49		9-4, 1-1
J10	*UNI	L, 60-57		9-5, 1-2
J12	*Drake	L, 73-65		9-6, 1-3
J17	*#17 Missouri St.	W, 70-68		10-6, 2-3
J24	*at Evansville	W, 70-57		11-6, 3-3
J26	*at Indiana State	W, 78-55		12-6, 4-3
J31	*Illinois State	L, 62-54		12-7, 4-4
F2	*Bradley	W, 64-50		13-7, 5-4
F7	*at Drake	Des Moines, Iowa	(ESPN+)	6 PM
F9	*at UNI	Cedar Falls, Iowa	(ESPN+)	2 PM
F15	*at Missouri State	Springfield, Mo.	(ESPN3)	3 PM
F21	*Indiana State	Carbondale, Ill.	(ESPN+)	6 PM
F23	*Evansville	Carbondale, Ill.	(ESPN+)	2 PM
F27	*at Bradley	Peoria, Ill.	(ESPN+)	7 PM
M1	*at Illinois State	Normal, Ill.	(ESPN+)	2 PM
M5	*Loyola	Carbondale, Ill.	(ESPN+)	6 PM
M7	*Valparaiso	Carbondale, Ill.	(ESPN+)	2 PM

MVC Tournament

M12-15 Moline, Ill. ESPN+

*MVC Games; Times are CST (unless noted) and subject to change

VALPARAISO (11-9, 3-6)

Taking Advantage of Freebies

Valpo was nearly perfect at the foul line over its two games last weekend in Iowa. The Crusaders started out by going 13-of-14 at the stripe in their game at Drake, and followed that up with a perfect 12-of-12 effort on free throws at UNI. It was the second-best 100% performance at the foul line in program history, trailing just a 14-of-14 effort against Milwaukee in January 2017, and was the fifth time overall Valpo has hit 100% of its free throws while attempting at least 10.



Morrison's Strong Play

Junior Caitlin Morrison put together a pair of strong performances as she continues to impress since MVC play began. Morrison posted 10 points at Drake on Friday, and followed with 12 points and six blocked shots on Sunday at UNI. The six rejections match her career high and are tied for third-most in a single game in program history. Morrison is averaging 9.8 ppg in MVC play after averaging just 4.6 ppg outside of conference play. Within MVC-only games, Morrison currently ranks among the conference's top-15 in field goal pct., 3-point pct., 3-pointers made, steals and blocked shots.

Starters Assemble

Valpo has trotted out the same starting five through each of its first 20 games of the season: Shay Frederick, Carie Weinman, Grace Hales, Addison Stoller and Caitlin Morrison. Within MVC play, the quintet has played 127:50 together and has out-scored the opposition 241-219. Valpo has never had a season where the same five players started every single game - the 2007-08, 1997-98 and 1983-84 Valpo squads had four players who started every game of the season.

Date	Opponent	Location	TV	Time
N10	vs. Ohio State	L, 89-38		0-1
N15	at N. Dakota St.	W, 66-54		1-1
N17	at North Dakota	L, 65-63		1-2
N21	at Northwestern	L, 69-48		1-3
N24	Bowling Green	W, 95-90 (OT)		2-3
N27	at Toledo	W, 61-54		3-3
D5	at Detroit	W, 77-58		4-3
D15	UIC	W, 63-37		5-3
D17	Morehead State	W, 55-53		6-3
D28	Chicago State	W, 95-49		7-3
D30	at Eastern Illinois	W, 78-66		8-3
J3	*So. Illinois	L, 67-51		8-4, 0-1
J5	*Missouri State	L, 81-68		8-5, 0-2
J10	*at Indiana State	W, 75-56		9-5, 1-2
J12	*at Evansville	W, 88-66		10-5, 2-2
J17	*Illinois State	L, 72-60		10-6, 2-3
J19	*Bradley	L, 75-61		10-7, 2-4
J24	*Loyola	W, 66-64		11-7, 3-4
J31	*at Drake	L, 87-66		11-8, 3-5
F2	*at UNI	L, 77-70		11-9, 3-6

F6	*Evansville	Valparaiso, Ind.	(ESPN+)	6 PM
F8	*Indiana State	Valparaiso, Ind.	(ESPN3)	1 PM
F14	*at Bradley	Peoria, Ill.	(ESPN+)	7 PM
F16	*at Illinois State	Normal, Ill.	(ESPN+)	2 PM
F22	*at Loyola	Chicago, Ill.	(ESPN3)	2 PM
F28	*UNI	Valparaiso, Ind.	(ESPN+)	6 PM
M1	*Drake	Valparaiso, Ind.	(ESPN+)	1 PM
M5	*at Missouri State	Springfield, Mo.	(ESPN+)	7 PM
M7	*at So. Illinois	Carbondale, Ill.	(ESPN+)	2 PM

MVC Tournament

M12-15 Moline, Ill. ESPN+

*MVC Games; Times are CST (unless noted) and subject to change



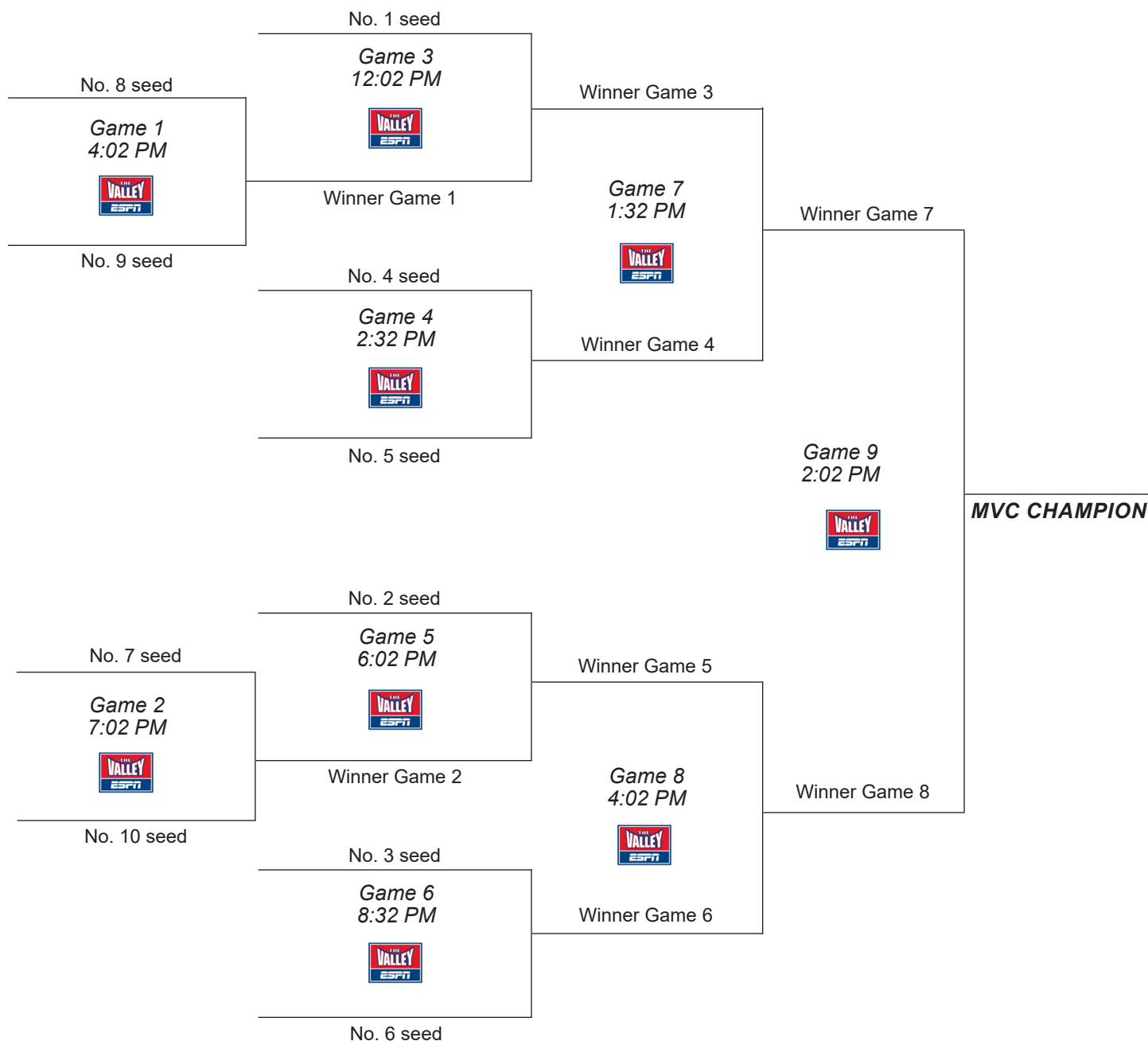
Missouri Valley Conference Women's Basketball Tournament Moline, Ill. • March 12-15, 2020 TaxSlayer Center

Thursday, March 12

Friday, March 13

Saturday, March 14

Sunday, March 15



#THEVALLEYRUNSDEEP



2019-20 Missouri Valley Conference
CONFERENCE BASKETBALL STATISTICS
Through games of Feb 03, 2020 (All games)



SCORING OFFENSE	G	W-L	Pts	Avg/G
1. Drake	21	15-6	1731	82.4
2. Missouri State	21	18-3	1637	78.0
3. Bradley	20	16-4	1422	71.1
4. Southern Illinois	20	13-7	1413	70.7
5. Northern Iowa	20	13-7	1393	69.7
Illinois State	20	13-7	1393	69.7
7. Loyola Chicago	20	13-7	1360	68.0
8. Valparaiso	20	11-9	1344	67.2
9. Indiana State	21	3-18	1273	60.6
10. Evansville	20	3-17	1202	60.1

SCORING DEFENSE	G	Pts	Avg/G
1. Bradley	20	1233	61.7
2. Southern Illinois	20	1247	62.3
3. Illinois State	20	1257	62.8
4. Northern Iowa	20	1261	63.0
5. Loyola Chicago	20	1265	63.2
6. Missouri State	21	1360	64.8
7. Valparaiso	20	1329	66.4
8. Drake	21	1420	67.6
9. Indiana State	21	1505	71.7
10. Evansville	20	1487	74.3

SCORING MARGIN	G	Offense	Defense	Margin
1. Drake	21	82.4	67.6	+14.8
2. Missouri State	21	78.0	64.8	+13.2
3. Bradley	20	71.1	61.7	+9.4
4. Southern Illinois	20	70.7	62.3	+8.3
5. Illinois State	20	69.7	62.8	+6.8
6. Northern Iowa	20	69.7	63.0	+6.6
7. Loyola Chicago	20	68.0	63.2	+4.8
8. Valparaiso	20	67.2	66.4	+0.8
9. Indiana State	21	60.6	71.7	-11.0
10. Evansville	20	60.1	74.3	-14.2

FREE THROW PCT	G	FTM	FTA	Pct.
1. Valparaiso	20	257	329	.781
2. Drake	21	295	378	.780
3. Northern Iowa	20	270	348	.776
4. Missouri State	21	337	442	.762
5. Bradley	20	284	380	.747
6. Illinois State	20	243	338	.719
7. Loyola Chicago	20	235	346	.679
8. Evansville	20	210	326	.644
9. Southern Illinois	20	229	362	.633
10. Indiana State	21	261	425	.614

FIELD GOAL PERCENTAGE	G	FGM	FGA	Pct.
1. Drake	21	631	1303	.484
2. Missouri State	21	587	1289	.455
3. Southern Illinois	20	528	1188	.444
4. Illinois State	20	512	1181	.434
5. Bradley	20	494	1162	.425
6. Valparaiso	20	458	1095	.418
7. Loyola Chicago	20	506	1214	.417
8. Northern Iowa	20	474	1177	.403
9. Indiana State	21	456	1203	.379
10. Evansville	20	427	1132	.377

FIELD GOAL PCT DEFENSE	G	FGM	FGA	Pct.
1. Bradley	20	455	1261	.361
2. Drake	21	506	1316	.384
3. Northern Iowa	20	456	1173	.389
4. Illinois State	20	463	1162	.398
5. Loyola Chicago	20	477	1186	.402
6. Valparaiso	20	458	1130	.405
7. Missouri State	21	495	1221	.405
8. Southern Illinois	20	447	1099	.407
9. Evansville	20	529	1256	.421
10. Indiana State	21	522	1201	.435

3-POINT FG PCT	G	3FGM	3FGA	Pct.
1. Missouri State	21	126	324	.389
2. Illinois State	20	126	363	.347
3. Southern Illinois	20	128	369	.347
4. Drake	21	174	507	.343
5. Bradley	20	150	438	.342
6. Valparaiso	20	171	513	.333
7. Northern Iowa	20	175	528	.331
8. Loyola Chicago	20	113	351	.322
9. Indiana State	21	100	343	.292
10. Evansville	20	138	485	.285

3-POINT FG PCT DEFENSE	G	3FGM	3FGA	Pct.
1. Bradley	20	118	419	.282
2. Valparaiso	20	114	401	.284
3. Illinois State	20	123	404	.304
4. Loyola Chicago	20	134	428	.313
5. Southern Illinois	20	89	282	.316
6. Northern Iowa	20	109	345	.316
7. Drake	21	173	533	.325
8. Indiana State	21	127	384	.331
9. Evansville	20	172	491	.350
10. Missouri State	21	148	389	.380

REBOUNDING OFFENSE	G	Rebounds	Avg/G
1. Bradley	20	824	41.2
2. Loyola Chicago	20	823	41.2
3. Missouri State	21	841	40.0
4. Drake	21	832	39.6
5. Illinois State	20	770	38.5
6. Northern Iowa	20	765	38.2
7. Indiana State	21	773	36.8
8. Southern Illinois	20	725	36.2
9. Evansville	20	677	33.8
10. Valparaiso	20	595	29.8

REBOUNDING DEFENSE	G	Rebounds	Avg/G
1. Missouri State	21	645	30.7
2. Drake	21	662	31.5
3. Loyola Chicago	20	670	33.5
4. Illinois State	20	672	33.6
5. Southern Illinois	20	694	34.7
6. Northern Iowa	20	720	36.0
7. Bradley	20	732	36.6
8. Indiana State	21	806	38.4
9. Valparaiso	20	772	38.6
10. Evansville	20	858	42.9



2019-20 Missouri Valley Conference
CONFERENCE BASKETBALL STATISTICS
Through games of Feb 03, 2020 (All games)



REBOUNDING MARGIN	G	Team	Avg.	Opp.	Avg.	Margin
1. Missouri State	21	841	40.0	645	30.7	+9.3
2. Drake	21	832	39.6	662	31.5	+8.1
3. Loyola Chicago	20	823	41.2	670	33.5	+7.7
4. Illinois State	20	770	38.5	672	33.6	+4.9
5. Bradley	20	824	41.2	732	36.6	+4.6
6. Northern Iowa	20	765	38.2	720	36.0	+2.2
7. Southern Illinois	20	725	36.2	694	34.7	+1.5
8. Indiana State	21	773	36.8	806	38.4	-1.6
9. Valparaiso	20	595	29.8	772	38.6	-8.8
10. Evansville	20	677	33.8	858	42.9	-9.1

BLOCKED SHOTS	G	No.	Avg/G
1. Bradley	20	96	4.8
2. Missouri State	21	99	4.7
3. Drake	21	88	4.2
4. Northern Iowa	20	80	4.0
5. Valparaiso	20	75	3.8
6. Southern Illinois	20	70	3.5
7. Evansville	20	69	3.5
8. Indiana State	21	71	3.4
9. Loyola Chicago	20	54	2.7
10. Illinois State	20	35	1.8

ASSISTS	G	No.	Avg/G
1. Drake	21	473	22.5
2. Missouri State	21	333	15.9
3. Southern Illinois	20	315	15.8
4. Loyola Chicago	20	294	14.7
5. Bradley	20	281	14.1
6. Valparaiso	20	271	13.6
7. Illinois State	20	264	13.2
8. Northern Iowa	20	254	12.7
9. Evansville	20	248	12.4
10. Indiana State	21	216	10.3

STEALS	G	No.	Avg/G
1. Valparaiso	20	207	10.4
2. Drake	21	207	9.9
3. Missouri State	21	185	8.8
4. Indiana State	21	178	8.5
5. Southern Illinois	20	169	8.5
6. Evansville	20	168	8.4
7. Illinois State	20	151	7.6
8. Bradley	20	133	6.7
9. Northern Iowa	20	132	6.6
10. Loyola Chicago	20	126	6.3

TURNOVER MARGIN	G	Team	Avg.	Opp.	Avg.	Margin
1. Valparaiso	20	339	17.0	387	19.4	+2.4
2. Southern Illinois	20	292	14.6	331	16.6	+1.9
3. Missouri State	21	327	15.6	360	17.1	+1.6
4. Northern Iowa	20	301	15.1	307	15.4	+0.3
5. Illinois State	20	318	15.9	323	16.2	+0.3
6. Drake	21	363	17.3	367	17.5	+0.2
7. Loyola Chicago	20	298	14.9	296	14.8	-0.1
8. Bradley	20	310	15.5	278	13.9	-1.6
9. Evansville	20	399	20.0	356	17.8	-2.2
10. Indiana State	21	360	17.1	312	14.9	-2.3

ASSIST/TURNOVER RATIO	G	Ast.	Avg.	T/O	Avg.	Ratio
1. Drake	21	473	22.5	363	17.3	1.3
2. Southern Illinois	20	315	15.8	292	14.6	1.1
3. Missouri State	21	333	15.9	327	15.6	1.0
4. Loyola Chicago	20	294	14.7	298	14.9	1.0
5. Bradley	20	281	14.1	310	15.5	0.9
6. Northern Iowa	20	254	12.7	301	15.1	0.8
7. Illinois State	20	264	13.2	318	15.9	0.8
8. Valparaiso	20	271	13.6	339	17.0	0.8
9. Evansville	20	248	12.4	399	20.0	0.6
10. Indiana State	21	216	10.3	360	17.1	0.6

OFFENSIVE REBOUNDS	G	No.	Avg/G
1. Loyola Chicago	20	251	12.6
2. Indiana State	21	259	12.3
3. Missouri State	21	256	12.2
4. Southern Illinois	20	232	11.6
5. Drake	21	243	11.6
6. Northern Iowa	20	228	11.4
Illinois State	20	228	11.4
8. Bradley	20	211	10.6
9. Evansville	20	184	9.2
10. Valparaiso	20	142	7.1

DEFENSIVE REBOUNDS	G	No.	Avg/G
1. Bradley	20	613	30.7
2. Loyola Chicago	20	572	28.6
3. Drake	21	589	28.0
4. Missouri State	21	585	27.9
5. Illinois State	20	542	27.1
6. Northern Iowa	20	537	26.9
7. Southern Illinois	20	493	24.7
Evansville	20	493	24.7
9. Indiana State	21	514	24.5
10. Valparaiso	20	453	22.7

DEFENSIVE REB PCT.	G	D-Reb	Opp. OR	D-Reb%
1. Missouri State	21	585	172	.773
2. Loyola Chicago	20	572	175	.766
3. Illinois State	20	542	190	.740
4. Bradley	20	613	228	.729
5. Drake	21	589	224	.724
6. Northern Iowa	20	537	213	.716
7. Southern Illinois	20	493	200	.711
8. Indiana State	21	514	250	.673
9. Valparaiso	20	453	265	.631
10. Evansville	20	493	291	.629

OFFENSIVE REB PCT.	G	O-Reb	Opp. DR	O-Reb%
1. Drake	21	243	438	.357
2. Missouri State	21	256	473	.351
3. Loyola Chicago	20	251	495	.336
4. Illinois State	20	228	482	.321
5. Southern Illinois	20	232	494	.320
6. Indiana State	21	259	556	.318
7. Northern Iowa	20	228	507	.310
8. Bradley	20	211	504	.295
9. Evansville	20	184	567	.245
10. Valparaiso	20	142	507	.219



2019-20 Missouri Valley Conference
CONFERENCE BASKETBALL STATISTICS
Through games of Feb 03, 2020 (All games)



3-POINT FG MADE	G	No.	Avg/G
1. Northern Iowa	20	175	8.8
2. Valparaiso	20	171	8.6
3. Drake	21	174	8.3
4. Bradley	20	150	7.5
5. Evansville	20	138	6.9
6. Southern Illinois	20	128	6.4
7. Illinois State	20	126	6.3
8. Missouri State	21	126	6.0
9. Loyola Chicago	20	113	5.7
10. Indiana State	21	100	4.8



2019-20 Missouri Valley Conference
CONFERENCE BASKETBALL STATISTICS
Through games of Feb 03, 2020 (All games)



Team	Conference	Pct.	PF	PA	Overall	Pct.	PF	PA	Current unbeaten streak
Missouri State	8-1	.889	78.4	64.8	18-3	.857	78.0	64.8	Missouri State -- 4
Bradley	7-2	.778	69.8	63.6	16-4	.800	71.1	61.7	Drake -- 2
Drake	7-2	.778	85.4	65.8	15-6	.714	82.4	67.6	Northern Iowa -- 2
Southern Illinois	5-4	.556	63.8	58.6	13-7	.650	70.7	62.3	Southern Illinois -- 1
Illinois State	5-4	.556	69.9	66.6	13-7	.650	69.7	62.8	Indiana State -- 1
Northern Iowa	5-4	.556	68.1	65.6	13-7	.650	69.7	63.0	
Loyola Chicago	4-5	.444	59.3	63.9	13-7	.650	68.0	63.2	
Valparaiso	3-6	.333	67.2	71.7	11-9	.550	67.2	66.4	
Indiana State	1-8	.111	59.7	77.4	3-18	.143	60.6	71.7	
Evansville	0-9	.000	56.7	80.6	3-17	.150	60.1	74.3	

TEAM SUMMARIES	G	PF-PA	Avg score	Margin	FG-FGA	Pct.	3FG-FGA	Pct.	FT-FTA	Pct.	RebF	RebA	Margin
Bradley	20	1422-1233	71.1-61.7	+9.5	494-1162	.425	150-438	.342	284-380	.747	824	732	+4.6
Drake	21	1731-1420	82.4-67.6	+14.8	631-1303	.484	174-507	.343	295-378	.780	832	662	+8.1
Evansville	20	1202-1487	60.1-74.3	-14.2	427-1132	.377	138-485	.285	210-326	.644	677	858	-9.1
Illinois State	20	1393-1257	69.7-62.8	+6.8	512-1181	.434	126-363	.347	243-338	.719	770	672	+4.9
Indiana State	21	1273-1505	60.6-71.7	-11.0	456-1203	.379	100-343	.292	261-425	.614	773	806	-1.6
Loyola Chicago	20	1360-1265	68.0-63.2	+4.8	506-1214	.417	113-351	.322	235-346	.679	823	670	+7.7
Missouri State	21	1637-1360	78.0-64.8	+13.2	587-1289	.455	126-324	.389	337-442	.762	841	645	+9.3
Northern Iowa	20	1393-1261	69.7-63.0	+6.6	474-1177	.403	175-528	.331	270-348	.776	765	720	+2.2
Southern Illinois	20	1413-1247	70.7-62.3	+8.3	528-1188	.444	128-369	.347	229-362	.633	725	694	+1.5
Valparaiso	20	1344-1329	67.2-66.4	+0.8	458-1095	.418	171-513	.333	257-329	.781	595	772	-8.8

ATTENDANCE	Home	Average	Away	Average	Neutral	Average	Total	Average
Bradley	9-10051	1117	7-9305	1329	4-647	162	20-20003	1000
Drake	10-34376	3438	8-17585	2198	3-2012	671	21-53973	2570
Evansville	9-4048	450	11-11414	1038	0-0	0	20-15462	773
Illinois State	10-10210	1021	10-10331	1033	0-0	0	20-20541	1027
Indiana State	9-12483	1387	11-10274	934	1-0	0	21-22757	1084
Loyola Chicago	9-7098	789	11-10913	992	0-0	0	20-18011	901
Missouri State	10-26879	2688	11-21026	1911	0-0	0	21-47905	2281
Northern Iowa	8-12956	1620	10-24871	2487	2-250	125	20-38077	1904
Southern Illinois	10-7589	759	9-5187	576	1-151	151	20-12927	646
Valparaiso	9-3385	376	10-17317	1732	1-1857	1857	20-22559	1128
Totals	93-129075	1388	98-138223	1410	12-4917	410	203-272215	1341



2019-20 Missouri Valley Conference
CONFERENCE BASKETBALL STATISTICS
Through games of Feb 03, 2020 (Conference games only)



SCORING OFFENSE	G	W-L	Pts	Avg/G
1. Drake	9	7-2	769	85.4
2. Missouri State	9	8-1	706	78.4
3. Illinois State	9	5-4	629	69.9
4. Bradley	9	7-2	628	69.8
5. Northern Iowa	9	5-4	613	68.1
6. Valparaiso	9	3-6	605	67.2
7. Southern Illinois	9	5-4	574	63.8
8. Indiana State	9	1-8	537	59.7
9. Loyola Chicago	9	4-5	534	59.3
10. Evansville	9	0-9	510	56.7

SCORING DEFENSE	G	Pts	Avg/G
1. Southern Illinois	9	527	58.6
2. Bradley	9	572	63.6
3. Loyola Chicago	9	575	63.9
4. Missouri State	9	583	64.8
5. Northern Iowa	9	590	65.6
6. Drake	9	592	65.8
7. Illinois State	9	599	66.6
8. Valparaiso	9	645	71.7
9. Indiana State	9	697	77.4
10. Evansville	9	725	80.6

SCORING MARGIN	G	Offense	Defense	Margin
1. Drake	9	85.4	65.8	+19.7
2. Missouri State	9	78.4	64.8	+13.7
3. Bradley	9	69.8	63.6	+6.2
4. Southern Illinois	9	63.8	58.6	+5.2
5. Illinois State	9	69.9	66.6	+3.3
6. Northern Iowa	9	68.1	65.6	+2.6
7. Valparaiso	9	67.2	71.7	-4.4
8. Loyola Chicago	9	59.3	63.9	-4.6
9. Indiana State	9	59.7	77.4	-17.8
10. Evansville	9	56.7	80.6	-23.9

FREE THROW PCT	G	FTM	FTA	Pct.
1. Drake	9	162	198	.818
2. Valparaiso	9	95	118	.805
3. Bradley	9	130	171	.760
4. Missouri State	9	158	208	.760
5. Northern Iowa	9	102	139	.734
6. Illinois State	9	110	152	.724
7. Loyola Chicago	9	102	158	.646
8. Indiana State	9	108	177	.610
9. Evansville	9	82	142	.577
10. Southern Illinois	9	96	171	.561

FIELD GOAL PERCENTAGE	G	FGM	FGA	Pct.
1. Drake	9	268	535	.501
2. Missouri State	9	249	556	.448
3. Bradley	9	221	499	.443
4. Valparaiso	9	214	495	.432
5. Illinois State	9	228	538	.424
6. Southern Illinois	9	213	509	.418
7. Loyola Chicago	9	198	500	.396
8. Northern Iowa	9	213	544	.392
9. Indiana State	9	193	509	.379
10. Evansville	9	184	499	.369

FIELD GOAL PCT DEFENSE	G	FGM	FGA	Pct.
1. Drake	9	203	558	.364
2. Bradley	9	204	535	.381
3. Northern Iowa	9	212	537	.395
4. Missouri State	9	206	497	.414
5. Southern Illinois	9	187	449	.416
6. Loyola Chicago	9	221	526	.420
7. Illinois State	9	223	530	.421
8. Valparaiso	9	218	486	.449
9. Evansville	9	260	562	.463
10. Indiana State	9	247	504	.490

3-POINT FG PCT	G	3FGM	3FGA	Pct.
1. Valparaiso	9	82	215	.381
2. Illinois State	9	63	174	.362
3. Drake	9	71	197	.360
4. Missouri State	9	50	139	.360
5. Bradley	9	56	171	.327
6. Northern Iowa	9	85	262	.324
7. Indiana State	9	43	136	.316
8. Southern Illinois	9	52	167	.311
9. Evansville	9	60	210	.286
10. Loyola Chicago	9	36	141	.255

3-POINT FG PCT DEFENSE	G	3FGM	3FGA	Pct.
1. Illinois State	9	54	201	.269
2. Loyola Chicago	9	58	195	.297
3. Drake	9	66	217	.304
4. Bradley	9	56	184	.304
5. Northern Iowa	9	47	145	.324
6. Valparaiso	9	59	180	.328
7. Southern Illinois	9	43	131	.328
8. Missouri State	9	63	166	.380
9. Evansville	9	91	236	.386
10. Indiana State	9	61	157	.389

REBOUNDING OFFENSE	G	Rebounds	Avg/G
1. Northern Iowa	9	361	40.1
2. Drake	9	357	39.7
3. Missouri State	9	349	38.8
4. Loyola Chicago	9	346	38.4
5. Illinois State	9	338	37.6
6. Bradley	9	325	36.1
7. Indiana State	9	304	33.8
8. Southern Illinois	9	299	33.2
9. Evansville	9	282	31.3
10. Valparaiso	9	242	26.9

REBOUNDING DEFENSE	G	Rebounds	Avg/G
1. Missouri State	9	270	30.0
2. Drake	9	279	31.0
3. Southern Illinois	9	309	34.3
4. Loyola Chicago	9	311	34.6
5. Illinois State	9	314	34.9
6. Bradley	9	326	36.2
7. Valparaiso	9	328	36.4
8. Indiana State	9	335	37.2
9. Northern Iowa	9	338	37.6
10. Evansville	9	393	43.7



2019-20 Missouri Valley Conference
CONFERENCE BASKETBALL STATISTICS
Through games of Feb 03, 2020 (Conference games only)



REBOUNDING MARGIN	G	Team	Avg.	Opp.	Avg.	Margin
1. Missouri State	9	349	38.8	270	30.0	+8.8
2. Drake	9	357	39.7	279	31.0	+8.7
3. Loyola Chicago	9	346	38.4	311	34.6	+3.9
4. Illinois State	9	338	37.6	314	34.9	+2.7
5. Northern Iowa	9	361	40.1	338	37.6	+2.6
6. Bradley	9	325	36.1	326	36.2	-0.1
7. Southern Illinois	9	299	33.2	309	34.3	-1.1
8. Indiana State	9	304	33.8	335	37.2	-3.4
9. Valparaiso	9	242	26.9	328	36.4	-9.6
10. Evansville	9	282	31.3	393	43.7	-12.3

ASSISTS	G	No.	Avg/G
1. Drake	9	212	23.6
2. Missouri State	9	139	15.4
3. Southern Illinois	9	133	14.8
4. Valparaiso	9	127	14.1
5. Bradley	9	120	13.3
6. Northern Iowa	9	119	13.2
7. Illinois State	9	108	12.0
8. Evansville	9	99	11.0
9. Loyola Chicago	9	98	10.9
10. Indiana State	9	94	10.4

TURNOVER MARGIN	G	Team	Avg.	Opp.	Avg.	Margin
1. Southern Illinois	9	125	13.9	163	18.1	+4.2
2. Missouri State	9	126	14.0	156	17.3	+3.3
3. Valparaiso	9	159	17.7	178	19.8	+2.1
4. Drake	9	155	17.2	159	17.7	+0.4
5. Bradley	9	121	13.4	123	13.7	+0.2
6. Illinois State	9	126	14.0	122	13.6	-0.4
7. Indiana State	9	146	16.2	129	14.3	-1.9
8. Loyola Chicago	9	139	15.4	122	13.6	-1.9
9. Northern Iowa	9	140	15.6	117	13.0	-2.6
10. Evansville	9	164	18.2	132	14.7	-3.6

OFFENSIVE REBOUNDS	G	No.	Avg/G
1. Missouri State	9	109	12.1
2. Northern Iowa	9	106	11.8
3. Indiana State	9	97	10.8
4. Drake	9	96	10.7
5. Southern Illinois	9	95	10.6
6. Loyola Chicago	9	93	10.3
7. Illinois State	9	93	10.3
8. Evansville	9	72	8.0
9. Bradley	9	71	7.9
10. Valparaiso	9	55	6.1

DEFENSIVE REB PCT.	G	D-Reb	Opp. OR	D-Reb%
1. Missouri State	9	240	63	.792
2. Loyola Chicago	9	253	79	.762
3. Illinois State	9	245	77	.761
4. Southern Illinois	9	204	71	.742
5. Northern Iowa	9	255	91	.737
6. Drake	9	261	96	.731
7. Bradley	9	254	95	.728
8. Indiana State	9	207	90	.697
9. Valparaiso	9	187	103	.645
10. Evansville	9	210	122	.633

BLOCKED SHOTS	G	No.	Avg/G
1. Bradley	9	53	5.9
2. Drake	9	45	5.0
3. Missouri State	9	43	4.8
4. Southern Illinois	9	38	4.2
5. Northern Iowa	9	37	4.1
6. Valparaiso	9	30	3.3
7. Evansville	9	29	3.2
8. Loyola Chicago	9	27	3.0
9. Indiana State	9	22	2.4
10. Illinois State	9	14	1.6

STEALS	G	No.	Avg/G
1. Valparaiso	9	98	10.9
2. Southern Illinois	9	89	9.9
3. Missouri State	9	85	9.4
4. Drake	9	83	9.2
5. Indiana State	9	66	7.3
6. Illinois State	9	60	6.7
7. Evansville	9	60	6.7
8. Loyola Chicago	9	58	6.4
9. Bradley	9	54	6.0
10. Northern Iowa	9	44	4.9

ASSIST/TURNOVER RATIO	G	Ast.	Avg.	T/O	Avg.	Ratio
1. Drake	9	212	23.6	155	17.2	1.4
2. Missouri State	9	139	15.4	126	14.0	1.1
3. Southern Illinois	9	133	14.8	125	13.9	1.1
4. Bradley	9	120	13.3	121	13.4	1.0
5. Illinois State	9	108	12.0	126	14.0	0.9
6. Northern Iowa	9	119	13.2	140	15.6	0.9
7. Valparaiso	9	127	14.1	159	17.7	0.8
8. Loyola Chicago	9	98	10.9	139	15.4	0.7
9. Indiana State	9	94	10.4	146	16.2	0.6
10. Evansville	9	99	11.0	164	18.2	0.6

DEFENSIVE REBOUNDS	G	No.	Avg/G
1. Drake	9	261	29.0
2. Northern Iowa	9	255	28.3
3. Bradley	9	254	28.2
4. Loyola Chicago	9	253	28.1
5. Illinois State	9	245	27.2
6. Missouri State	9	240	26.7
7. Evansville	9	210	23.3
8. Indiana State	9	207	23.0
9. Southern Illinois	9	204	22.7
10. Valparaiso	9	187	20.8

OFFENSIVE REB PCT.	G	O-Reb	Opp. DR	O-Reb%
1. Missouri State	9	109	207	.345
2. Drake	9	96	183	.344
3. Northern Iowa	9	106	247	.300
4. Loyola Chicago	9	93	232	.286
5. Southern Illinois	9	95	238	.285
6. Indiana State	9	97	245	.284
7. Illinois State	9	93	237	.282
8. Bradley	9	71	231	.235
9. Evansville	9	72	271	.210
10. Valparaiso	9	55	225	.196



2019-20 Missouri Valley Conference
CONFERENCE BASKETBALL STATISTICS
Through games of Feb 03, 2020 (Conference games only)



3-POINT FG MADE	G	No.	Avg/G
1. Northern Iowa	9	85	9.4
2. Valparaiso	9	82	9.1
3. Drake	9	71	7.9
4. Illinois State	9	63	7.0
5. Evansville	9	60	6.7
6. Bradley	9	56	6.2
7. Southern Illinois	9	52	5.8
8. Missouri State	9	50	5.6
9. Indiana State	9	43	4.8
10. Loyola Chicago	9	36	4.0



2019-20 Missouri Valley Conference
CONFERENCE BASKETBALL STATISTICS
Through games of Feb 03, 2020 (Conference games only)



Team	Conference	Pct.	PF	PA	Overall	Pct.	PF	PA	Current unbeaten streak
Missouri State	8-1	.889	78.4	64.8	8-1	.889	78.4	64.8	Missouri State -- 4
Drake	7-2	.778	85.4	65.8	7-2	.778	85.4	65.8	Northern Iowa -- 2
Bradley	7-2	.778	69.8	63.6	7-2	.778	69.8	63.6	Drake -- 2
Illinois State	5-4	.556	69.9	66.6	5-4	.556	69.9	66.6	Indiana State -- 1
Northern Iowa	5-4	.556	68.1	65.6	5-4	.556	68.1	65.6	Southern Illinois -- 1
Southern Illinois	5-4	.556	63.8	58.6	5-4	.556	63.8	58.6	
Loyola Chicago	4-5	.444	59.3	63.9	4-5	.444	59.3	63.9	
Valparaiso	3-6	.333	67.2	71.7	3-6	.333	67.2	71.7	
Indiana State	1-8	.111	59.7	77.4	1-8	.111	59.7	77.4	
Evansville	0-9	.000	56.7	80.6	0-9	.000	56.7	80.6	

TEAM SUMMARIES	G	PF-PA	Avg score	Margin	FG-FGA	Pct.	3FG-FGA	Pct.	FT-FTA	Pct.	RebF	RebA	Margin
Bradley	9	628-572	69.8-63.6	+6.2	221-499	.443	56-171	.327	130-171	.760	325	326	-0.1
Drake	9	769-592	85.4-65.8	+19.7	268-535	.501	71-197	.360	162-198	.818	357	279	+8.7
Evansville	9	510-725	56.7-80.6	-23.9	184-499	.369	60-210	.286	82-142	.577	282	393	-12.3
Illinois State	9	629-599	69.9-66.6	+3.3	228-538	.424	63-174	.362	110-152	.724	338	314	+2.7
Indiana State	9	537-697	59.7-77.4	-17.8	193-509	.379	43-136	.316	108-177	.610	304	335	-3.4
Loyola Chicago	9	534-575	59.3-63.9	-4.6	198-500	.396	36-141	.255	102-158	.646	346	311	+3.9
Missouri State	9	706-583	78.4-64.8	+13.7	249-556	.448	50-139	.360	158-208	.760	349	270	+8.8
Northern Iowa	9	613-590	68.1-65.6	+2.6	213-544	.392	85-262	.324	102-139	.734	361	338	+2.6
Southern Illinois	9	574-527	63.8-58.6	+5.2	213-509	.418	52-167	.311	96-171	.561	299	309	-1.1
Valparaiso	9	605-645	67.2-71.7	-4.4	214-495	.432	82-215	.381	95-118	.805	242	328	-9.6

ATTENDANCE	Home	Average	Away	Average	Neutral	Average	Total	Average
Bradley	5-4790	958	4-5121	1280	0-0	0	9-9911	1101
Drake	5-14591	2918	4-5549	1387	0-0	0	9-20140	2238
Evansville	4-1151	288	5-7717	1543	0-0	0	9-8868	985
Illinois State	4-3614	904	5-5118	1024	0-0	0	9-8732	970
Indiana State	5-7567	1513	4-5004	1251	0-0	0	9-12571	1397
Loyola Chicago	4-1656	414	5-6409	1282	0-0	0	9-8065	896
Missouri State	4-11835	2959	5-2986	597	0-0	0	9-14821	1647
Northern Iowa	4-5668	1417	5-8614	1723	0-0	0	9-14282	1587
Southern Illinois	5-2148	430	4-2709	677	0-0	0	9-4857	540
Valparaiso	5-2154	431	4-5947	1487	0-0	0	9-8101	900
Totals	45-55174	1226	45-55174	1226	0-0	0	90-110348	1226



2019-20 Missouri Valley Conference
INDIVIDUAL BASKETBALL STATISTICS
Through games of Feb 03, 2020 (All games)



To be ranked, a player must appear in at least 75.0% of their team's games.

SCORING								REBOUNDING							
	Cl	G	FG	3FG	FT	Pts	Avg/G		Cl	G	Off	Def	Total	Avg/G	
1. Hittner,Becca-DU	Sr	21	113	44	102	372	17.7	1. Franklin,Jasmine-MSU	So	21	49	144	193	9.2	
2. Willard,Alexa-MSU	Sr	21	141	33	48	363	17.3	2. Brackmann, Chelsea-BRAD	Sr	19	32	128	160	8.4	
3. Rhine,Sara-DU	Sr	21	150	8	53	361	17.2	3. Feit,Abby-UE	Fr	20	29	139	168	8.4	
4. Wallen, Lexi-ILS	Sr	20	130	4	72	336	16.8	4. O'Connor, Abby-LUC	Jr	20	36	123	159	8.0	
5. Petree, Lasha-BRAD	So	20	109	50	66	334	16.7	5. Brockmeyer,Abby-SIU	Jr	20	51	91	142	7.1	
6. Silvey,Makenzie-SIU	Jr	20	130	45	23	328	16.4	6. Rhine,Sara-DU	Sr	21	33	114	147	7.0	
7. Maggett, TeTe-ILS	Sr	18	110	29	45	294	16.3	7. McChristine,Jamyra-INS	Jr	21	56	77	133	6.3	
8. Feit,Abby-UE	Fr	20	108	31	42	289	14.5	8. Haack, Gabi-BRAD	Jr	20	41	85	126	6.3	
9. Haack, Gabi-BRAD	Jr	20	85	50	59	279	14.0	9. Maggett, TeTe-ILS	Sr	18	17	95	112	6.2	
10. O'Connor, Abby-LUC	Jr	20	97	31	42	267	13.4	10. Wallen, Lexi-ILS	Sr	20	54	70	124	6.2	
11. Rucker,Karli-UNI	Jr	20	91	34	44	260	13.0	11. Gartner,Emily-MSU	Jr	21	32	96	128	6.1	
12. Calip,Brice-MSU	Jr	20	66	16	102	250	12.5	12. Gunnels,Bre-UNI	Jr	20	22	98	120	6.0	
13. Hales, Grace-Valpo	Sr	20	83	35	46	247	12.4	13. Rice, Ellie-LUC	Jr	20	33	77	110	5.5	
14. Martin,Nicole-SIU	Sr	20	96	3	49	244	12.2	14. Martin,Nicole-SIU	Sr	20	37	71	108	5.4	
15. Day, Allison-LUC	So	20	101	0	32	234	11.7	15. Hittner,Becca-DU	Sr	21	19	94	113	5.4	
16. Stoller, Addison-Valpo	Jr	20	67	19	71	224	11.2	16. Talbot, Megan-ILS	Sr	20	27	80	107	5.4	
17. Franklin,Jasmine-MSU	So	21	91	1	47	230	11.0	Poland,Jada-UE	Jr	20	38	69	107	5.4	
18. White, Nyjah-BRAD	Jr	20	88	0	27	203	10.2	18. Stoller, Addison-Valpo	Jr	20	38	68	106	5.3	
19. Finley,Kam-UNI	So	18	61	24	34	180	10.0	19. Redmond, Juliunn-ILS	Jr	20	26	77	103	5.2	
20. McChristine,Jamyra-INS	Jr	21	88	0	29	205	9.8	20. Day, Allison-LUC	So	20	40	62	102	5.1	
21. Brockmeyer,Abby-SIU	Jr	20	67	11	49	194	9.7								
22. Brackmann, Chelsea-BRAD	Sr	19	69	0	44	182	9.6								
23. Redmond, Juliunn-ILS	Jr	20	74	10	32	190	9.5								
24. Crompton, Mary-ILS	Fr	20	62	49	13	186	9.3								
Weinman, Carie-Valpo	So	20	72	31	11	186	9.3								
26. Frederick, Shay-Valpo	So	20	60	28	35	183	9.2								
27. Poland,Jada-UE	Jr	20	74	16	16	180	9.0								
28. Williams,Del'Janae-INS	Fr	20	60	31	21	172	8.6								
Nelson,Kristen-SIU	Sr	20	56	23	37	172	8.6								
30. Rose,Brenni-DU	Sr	21	68	20	22	178	8.5								



2019-20 Missouri Valley Conference
INDIVIDUAL BASKETBALL STATISTICS
Through games of Feb 03, 2020 (All games)



FREE THROW PCT					
	Cl	G	FTM	FTA	Pct.
1. Hales, Grace-Valpo	Sr	20	46	50	.920
2. Willard,Alexa-MSU	Sr	21	48	54	.889
3. Hittner,Becca-DU	Sr	21	102	118	.864
4. Haack, Gabi-BRAD	Jr	20	59	69	.855
5. Petree, Lasha-BRAD	So	20	66	78	.846
6. Rhine,Sara-DU	Sr	21	53	63	.841
7. O'Connor, Abby-LUC	Jr	20	42	51	.824
8. Rucker,Karli-UNI	Jr	20	44	54	.815
9. Gunnels,Bre-UNI	Jr	20	42	52	.808
10. Stoller, Addison-Valpo	Jr	20	71	88	.807
11. Maggett, TeTe-ILS	Sr	18	45	56	.804
12. Calip,Brice-MSU	Jr	20	102	128	.797
13. Wallen, Lexi-ILS	Sr	20	72	99	.727
14. Franklin,Jasmine-MSU	So	21	47	65	.723
15. Feit,Abby-UE	Fr	20	42	63	.667

3-POINT FG PCT					
	Cl	G	3FG	FGA	Pct.
1. Willard,Alexa-MSU	Sr	21	33	71	.465
2. Ruffridge,Elle-MSU	Jr	21	30	74	.405
3. Gueldner,Sarah Beth-DU	Fr	19	26	65	.400
Monahan,Maddie-DU	Jr	21	22	55	.400
5. Crompton, Mary-ILS	Fr	20	49	123	.398
6. Kroeger,Nicole-UNI	Jr	20	39	98	.398
7. Hales, Grace-Valpo	Sr	20	35	89	.393
8. Gonzales, Janae-LUC	So	20	45	117	.385
9. Negaard,Maggie-DU	So	21	23	62	.371
10. Koenig, Tatum-BRAD	So	20	20	54	.370
11. Haack, Gabi-BRAD	Jr	20	50	136	.368
12. Silvey,Makenzie-SIU	Jr	20	45	123	.366
13. Rucker,Karli-UNI	Jr	20	34	95	.358
14. Hittner,Becca-DU	Sr	21	44	123	.358
15. Elder,Jasmine-INS	Fr	21	26	74	.351

BLOCKED SHOTS				
	Cl	G	No.	Avg/G
1. Petree, Lasha-BRAD	So	20	34	1.7
2. Feit,Abby-UE	Fr	20	32	1.6
3. Morrison, Caitlin-Valpo	Jr	20	25	1.3
4. Franklin,Jasmine-MSU	So	21	25	1.2
Gartner,Emily-MSU	Jr	21	25	1.2
Rhine,Sara-DU	Sr	21	25	1.2
7. Gunnels,Bre-UNI	Jr	20	20	1.0
8. Wolf,Cynthia-UNI	So	20	19	1.0
9. White, Nyjah-BRAD	Jr	20	18	0.9
10. O'Connor, Abby-LUC	Jr	20	17	0.9
Brockmeyer,Abby-SIU	Jr	20	17	0.9
12. Brackmann, Chelsea-BRAD	Sr	19	14	0.7
13. Williams,Del'Janae-INS	Fr	20	14	0.7
Marsh, Emily-BRAD	Jr	20	14	0.7
15. Maahs,Megan-UNI	Jr	16	11	0.7

STEALS			
	Cl	G	No. Avg/G
1. Wallace,Makayla-UE	So	20	39 2.0
2. Weinman, Carie-Valpo	So	20	38 1.9
3. Maggett, TeTe-ILS	Sr	18	32 1.8
4. Wallace, Tiara-LUC	Sr	20	35 1.8
5. Frederick, Shay-Valpo	So	20	34 1.7
6. Patrick,Brittney-SIU	Sr	20	33 1.7
7. Franklin,Jasmine-MSU	So	21	34 1.6
Bhinhar,Mya-MSU	So	21	34 1.6
9. Nelson,Kristen-SIU	Sr	20	32 1.6
Stoller, Addison-Valpo	Jr	20	32 1.6
11. Redmond, Juliunn-ILS	Jr	20	31 1.6
Williams,Del'Janae-INS	Fr	20	31 1.6
13. Feit,Abby-UE	Fr	20	30 1.5
Petree, Lasha-BRAD	So	20	30 1.5
15. Monahan,Maddie-DU	Jr	21	31 1.5

3-POINT FG MADE			
	Cl	G	3FG Avg/G
1. Haack, Gabi-BRAD	Jr	20	50 2.5
Petree, Lasha-BRAD	So	20	50 2.5
3. Crompton, Mary-ILS	Fr	20	49 2.5
4. Gonzales, Janae-LUC	So	20	45 2.3
Silvey,Makenzie-SIU	Jr	20	45 2.3
6. Hittner,Becca-DU	Sr	21	44 2.1
7. Kroeger,Nicole-UNI	Jr	20	39 2.0
8. Hales, Grace-Valpo	Sr	20	35 1.8
9. Rucker,Karli-UNI	Jr	20	34 1.7
10. Maggett, TeTe-ILS	Sr	18	29 1.6
11. Willard,Alexa-MSU	Sr	21	33 1.6
12. Williams,Del'Janae-INS	Fr	20	31 1.6
Weinman, Carie-Valpo	So	20	31 1.6
Feit,Abby-UE	Fr	20	31 1.6
O'Connor, Abby-LUC	Jr	20	31 1.6

ASSIST/TURNOVER RATIO					
	Cl	G	Ast.	T/O	Ratio
1. Calip,Brice-MSU	Jr	20	78	37	2.1
2. Monahan,Maddie-DU	Jr	21	83	42	2.0
3. Rose,Brenni-DU	Sr	21	116	61	1.9
4. Nelson,Kristen-SIU	Sr	20	65	36	1.8
5. Frederick, Shay-Valpo	So	20	86	51	1.7
6. Koenig, Tatum-BRAD	So	20	75	48	1.6
7. Patrick,Brittney-SIU	Sr	20	85	57	1.5
8. Collier,Kierra-DU	So	19	58	41	1.4
9. Rucker,Karli-UNI	Jr	20	71	52	1.4
10. Wallace, Tiara-LUC	Sr	20	88	68	1.3
11. Bhinhar,Mya-MSU	So	21	65	53	1.2
12. Newman,Anna-UE	So	20	66	55	1.2
13. Maggett, TeTe-ILS	Sr	18	76	70	1.1



2019-20 Missouri Valley Conference
INDIVIDUAL BASKETBALL STATISTICS
Through games of Feb 03, 2020 (All games)



OFFENSIVE REBOUNDS	Cl	G	No.	Avg/G
1. Wallen, Lexi-ILS	Sr	20	54	2.7
2. McChristine, Jamyra-INS	Jr	21	56	2.7
3. Brockmeyer, Abby-SIU	Jr	20	51	2.6
4. Franklin, Jasmine-MSU	So	21	49	2.3
5. Haack, Gabi-BRAD	Jr	20	41	2.1
6. Cavey, Kristina-UNI	Jr	20	41	2.1
7. Day, Allison-LUC	So	20	40	2.0
8. Poland, Jada-UE	Jr	20	38	1.9
9. Stoller, Addison-Valpo	Jr	20	38	1.9
10. Martin, Nicole-SIU	Sr	20	37	1.9
11. Burich, Monica-DU	Sr	20	37	1.9
12. O'Connor, Abby-LUC	Jr	20	36	1.8
13. Brackmann, Chelsea-BRAD	Sr	19	32	1.7
14. Rice, Ellie-LUC	Jr	20	33	1.7
15. Rhine, Sara-DU	Sr	21	33	1.6

DEFENSIVE REBOUNDS	Cl	G	No.	Avg/G
1. Feit, Abby-UE	Fr	20	139	7.0
2. Franklin, Jasmine-MSU	So	21	144	6.9
3. Brackmann, Chelsea-BRAD	Sr	19	128	6.7
4. O'Connor, Abby-LUC	Jr	20	123	6.2
5. Rhine, Sara-DU	Sr	21	114	5.4
6. Maggett, TeTe-ILS	Sr	18	95	5.3
7. Gunnels, Bre-UNI	Jr	20	98	4.9
8. Gartner, Emily-MSU	Jr	21	96	4.6
9. Brockmeyer, Abby-SIU	Jr	20	91	4.6
10. Hittner, Becca-DU	Sr	21	94	4.5
11. Haack, Gabi-BRAD	Jr	20	85	4.3
12. White, Nyjah-BRAD	Jr	20	80	4.0
13. Talbot, Megan-ILS	Sr	20	80	4.0
14. Rice, Ellie-LUC	Jr	20	77	3.9
15. Redmond, Juliann-ILS	Jr	20	77	3.9

MINUTES PLAYED	Cl	G	No.	Avg/G
1. Feit, Abby-UE	Fr	20	733	36.7
2. Maggett, TeTe-ILS	Sr	18	602	33.4
3. O'Connor, Abby-LUC	Jr	20	653	32.7
4. Koenig, Tatum-BRAD	So	20	649	32.5
5. Haack, Gabi-BRAD	Jr	20	641	32.0
6. Silvey, Makenzie-SIU	Jr	20	635	31.8
7. Hales, Grace-Valpo	Sr	20	626	31.3
8. Petree, Lasha-BRAD	So	20	612	30.6
9. Patrick, Brittney-SIU	Sr	20	611	30.6
10. Willard, Alexa-MSU	Sr	21	632	30.1
11. Calip, Brice-MSU	Jr	20	601	30.1
12. Wallace, Tiara-LUC	Sr	20	600	30.0
13. Nelson, Kristen-SIU	Sr	20	595	29.8
14. Weinman, Carrie-Valpo	So	20	593	29.7
15. Frederick, Shay-Valpo	So	20	589	29.5
16. Pitzer, Sommer-INS	Fr	20	581	29.1
17. Stoller, Addison-Valpo	Jr	20	575	28.8
18. Rice, Ellie-LUC	Jr	20	567	28.4
19. Williams, Del'Janae-INS	Fr	20	565	28.3
20. Rucker, Karli-UNI	Jr	20	561	28.1
21. Saylor, Paige-ILS	Jr	20	560	28.0
22. Wallen, Lexi-ILS	Sr	20	545	27.3
23. Crompton, Mary-ILS	Fr	20	544	27.2
24. Brockmeyer, Abby-SIU	Jr	20	529	26.5
25. Redmond, Juliann-ILS	Jr	20	521	26.1
26. Poland, Jada-UE	Jr	20	514	25.7
27. Monahan, Maddie-DU	Jr	21	539	25.7
28. Franklin, Jasmine-MSU	So	21	539	25.7
29. Gonzales, Janae-LUC	So	20	512	25.6
30. White, Nyjah-BRAD	Jr	20	512	25.6



2019-20 Missouri Valley Conference
INDIVIDUAL BASKETBALL STATISTICS
Through games of Feb 03, 2020 (All games)



TEAM IDENTIFICATION	Team ID
Bradley	BRAD
Drake	DU
Evansville	UE
Illinois State	ILS
Indiana State	INS
Loyola Chicago	LUC
Missouri State	MSU
Northern Iowa	UNI
Southern Illinois	SIU
Valparaiso	VALPO



2019-20 Missouri Valley Conference
INDIVIDUAL BASKETBALL STATISTICS
Through games of Feb 03, 2020 (Conference games only)



To be ranked, a player must appear in at least 75.0% of their team's games.

SCORING								REBOUNDING							
	Cl	G	FG	3FG	FT	Pts	Avg/G		Cl	G	Off	Def	Total	Avg/G	
1. Hittner,Becca-DU	Sr	9	51	20	61	183	20.3	1. Franklin,Jasmine-MSU	So	9	23	57	80	8.9	
2. Willard,Alexa-MSU	Sr	9	60	11	27	158	17.6	2. O'Connor, Abby-LUC	Jr	9	14	60	74	8.2	
3. Wallen, Lexi-ILS	Sr	9	59	2	33	153	17.0	Feit,Abby-UE	Fr	9	9	65	74	8.2	
4. Petree, Lasha-BRAD	So	9	49	19	35	152	16.9	4. Rhine,Sara-DU	Sr	9	12	58	70	7.8	
5. Maggett, TeTe-ILS	Sr	9	53	19	20	145	16.1	5. Brackmann, Chelsea-BRAD	Sr	9	8	56	64	7.1	
6. Rhine,Sara-DU	Sr	9	57	2	19	135	15.0	6. McChristine,Jamyra-INS	Jr	9	18	44	62	6.9	
7. Silvey,Makenzie-SIU	Jr	9	50	15	12	127	14.1	7. Brockmeyer,Abby-SIU	Jr	9	24	35	59	6.6	
8. Feit,Abby-UE	Fr	9	46	16	16	124	13.8	8. Wolf,Cynthia-UNI	So	9	12	46	58	6.4	
9. Haack, Gabi-BRAD	Jr	9	36	20	30	122	13.6	9. Gunnels,Bre-UNI	Jr	9	12	45	57	6.3	
10. Rucker,Karli-UNI	Jr	9	41	16	21	119	13.2	Redmond, Juliunn-ILS	Jr	9	11	46	57	6.3	
11. Redmond, Juliunn-ILS	Jr	9	42	8	22	114	12.7	11. Haack, Gabi-BRAD	Jr	9	16	39	55	6.1	
12. Hales, Grace-Valpo	Sr	9	39	20	14	112	12.4	12. Maggett, TeTe-ILS	Sr	9	8	46	54	6.0	
13. White, Nyjah-BRAD	Jr	9	50	0	10	110	12.2	13. Rice, Ellie-LUC	Jr	9	13	39	52	5.8	
14. Calip,Brice-MSU	Jr	9	23	5	55	106	11.8	14. Wallen, Lexi-ILS	Sr	9	23	28	51	5.7	
15. O'Connor, Abby-LUC	Jr	9	37	12	19	105	11.7	Talbot, Megan-ILS	Sr	9	12	39	51	5.7	
16. Stoller, Addison-Valpo	Jr	9	31	7	35	104	11.6	16. Hittner,Becca-DU	Sr	9	7	43	50	5.6	
17. Frederick, Shay-Valpo	So	9	36	16	12	100	11.1	17. Gartner,Emily-MSU	Jr	9	13	35	48	5.3	
18. McChristine,Jamyra-INS	Jr	9	41	0	15	97	10.8	18. Martin,Nicole-SIU	Sr	9	13	31	44	4.9	
19. Brackmann, Chelsea-BRAD	Sr	9	37	0	21	95	10.6	Stoller, Addison-Valpo	Jr	9	10	34	44	4.9	
Weinman, Carie-Valpo	So	9	39	11	6	95	10.6	20. White, Nyjah-BRAD	Jr	9	7	36	43	4.8	
21. Franklin,Jasmine-MSU	So	9	38	0	18	94	10.4	Day, Allison-LUC	So	9	15	28	43	4.8	
22. Bracy, Lola-UE		7	27	5	13	72	10.3	Cavey,Kristina-UNI	Jr	9	21	22	43	4.8	
23. Crompton, Mary-ILS	Fr	9	30	21	9	90	10.0								
24. Morrison, Caitlin-Valpo	Jr	9	31	15	11	88	9.8								
Martin,Nicole-SIU	Sr	9	36	2	14	88	9.8								
26. Kroeger,Nicole-UNI	Jr	9	25	22	10	82	9.1								
27. Monahan,Maddie-DU	Jr	9	27	6	20	80	8.9								
28. Hipp,Abby-MSU	Jr	9	37	2	3	79	8.8								
29. Mayo,CeCe-INS	Jr	8	23	4	19	69	8.6								
30. Day, Allison-LUC	So	9	32	0	13	77	8.6								

FIELD GOAL PCT						ASSISTS			
	Cl	G	FGM	FGA	Pct.		Cl	G	No. Avg/G
1. Rhine,Sara-DU	Sr	9	57	87	.655	1. Rose,Brenni-DU	Sr	9	51 5.7
2. Hipp,Abby-MSU	Jr	9	37	65	.569	2. Monahan,Maddie-DU	Jr	9	45 5.0
3. Franklin,Jasmine-MSU	So	9	38	67	.567	3. Frederick, Shay-Valpo	So	9	42 4.7
4. Hales, Grace-Valpo	Sr	9	39	72	.542	4. Calip,Brice-MSU	Jr	9	41 4.6
5. Monahan,Maddie-DU	Jr	9	27	50	.540	5. Wallace, Tiara-LUC	Sr	9	39 4.3
6. Brackmann, Chelsea-BRAD	Sr	9	37	69	.536	6. Koenig, Tatum-BRAD	So	9	38 4.2
7. Wallen, Lexi-ILS	Sr	9	59	111	.532	Rucker,Karli-UNI	Jr	9	38 4.2
8. White, Nyjah-BRAD	Jr	9	50	96	.521	8. Patrick,Brittney-SIU	Sr	9	36 4.0
9. Willard,Alexa-MSU	Sr	9	60	118	.508	Maggett, TeTe-ILS	Sr	9	36 4.0
10. McChristine,Jamyra-INS	Jr	9	41	83	.494	10. Collier,Kierra-DU	So	7	22 3.1
11. Hittner,Becca-DU	Sr	9	51	109	.468	11. Negaard,Maggie-DU	So	9	28 3.1
12. Morrison, Caitlin-Valpo	Jr	9	31	67	.463	12. Nelson,Kristen-SIU	Sr	9	27 3.0
13. Weinman, Carie-Valpo	So	9	39	87	.448	13. White, Nyjah-BRAD	Jr	9	26 2.9
14. Feit,Abby-UE	Fr	9	46	103	.447	14. Stoller, Addison-Valpo	Jr	9	24 2.7
15. Frederick, Shay-Valpo	So	9	36	82	.439	15. Williams,Del'Janae-INS	Fr	9	21 2.3



2019-20 Missouri Valley Conference
INDIVIDUAL BASKETBALL STATISTICS
Through games of Feb 03, 2020 (Conference games only)



FREE THROW PCT	Cl	G	FTM	FTA	Pct.
1. Haack, Gabi-BRAD	Jr	9	30	31	.968
2. Hittner, Becca-DU	Sr	9	61	67	.910
3. Rhine, Sara-DU	Sr	9	19	21	.905
4. Redmond, Juliunn-ILS	Jr	9	22	25	.880
5. Petree, Lasha-BRAD	So	9	35	40	.875
Stoller, Addison-Valpo	Jr	9	35	40	.875
7. Willard, Alexa-MSU	Sr	9	27	31	.871
8. Rucker, Karli-UNI	Jr	9	21	25	.840
9. Monahan, Maddie-DU	Jr	9	20	24	.833
10. Calip, Brice-MSU	Jr	9	55	68	.809
11. Maggett, TeTe-ILS	Sr	9	20	25	.800
12. Wallen, Lexi-ILS	Sr	9	33	44	.750
13. O'Connor, Abby-LUC	Jr	9	19	26	.731
14. Franklin, Jasmine-MSU	So	9	18	25	.720
15. Mayo, CeCe-INS	Jr	8	19	27	.704

3-POINT FG PCT	Cl	G	3FG	FGA	Pct.
1. Hales, Grace-Valpo	Sr	9	20	39	.513
2. Gueldner, Sarah Beth-DU	Fr	9	13	30	.433
3. Frederick, Shay-Valpo	So	9	16	37	.432
4. Willard, Alexa-MSU	Sr	9	11	26	.423
5. Haack, Gabi-BRAD	Jr	9	20	48	.417
6. Kroeger, Nicole-UNI	Jr	9	22	54	.407
7. Hittner, Becca-DU	Sr	9	20	51	.392
8. Crompton, Mary-ILS	Fr	9	21	54	.389
9. Ruffridge, Elle-MSU	Jr	9	11	29	.379
10. Elder, Jasmine-INS	Fr	9	12	32	.375
11. Williams, Del'Janae-INS	Fr	9	14	38	.368
12. Morrison, Caitlin-Valpo	Jr	9	15	41	.366
13. Rucker, Karli-UNI	Jr	9	16	44	.364
14. Negaard, Maggie-DU	So	9	10	28	.357
15. Maggett, TeTe-ILS	Sr	9	19	54	.352

BLOCKED SHOTS	Cl	G	No.	Avg/G
1. Petree, Lasha-BRAD	So	9	22	2.4
2. Rhine, Sara-DU	Sr	9	18	2.0
3. Gartner, Emily-MSU	Jr	9	14	1.6
4. Feit, Abby-UE	Fr	9	13	1.4
Wolf, Cynthia-UNI	So	9	13	1.4
6. Brockmeyer, Abby-SIU	Jr	9	11	1.2
7. White, Nyjah-BRAD	Jr	9	10	1.1
Morrison, Caitlin-Valpo	Jr	9	10	1.1
9. Franklin, Jasmine-MSU	So	9	9	1.0
O'Connor, Abby-LUC	Jr	9	9	1.0
11. Burich, Monica-DU	Sr	9	8	0.9
Gunnels, Bre-UNI	Jr	9	8	0.9
Nelson, Kristen-SIU	Sr	9	8	0.9
14. Brackmann, Chelsea-BRAD	Sr	9	7	0.8
Marsh, Emily-BRAD	Jr	9	7	0.8

STEALS	Cl	G	No.	Avg/G
1. Weinman, Carie-Valpo	So	9	22	2.4
2. Hittner, Becca-DU	Sr	9	19	2.1
3. Frederick, Shay-Valpo	So	9	18	2.0
Patrick, Brittney-SIU	Sr	9	18	2.0
5. Maggett, TeTe-ILS	Sr	9	17	1.9
Stoller, Addison-Valpo	Jr	9	17	1.9
Nelson, Kristen-SIU	Sr	9	17	1.9
8. Wallace, Tiara-LUC	Sr	9	16	1.8
9. Binhhar, Mya-MSU	So	9	15	1.7
Franklin, Jasmine-MSU	So	9	15	1.7
Feit, Abby-UE	Fr	9	15	1.7
12. Redmond, Juliunn-ILS	Jr	9	13	1.4
Morrison, Caitlin-Valpo	Jr	9	13	1.4
Calip, Brice-MSU	Jr	9	13	1.4
Anderson, Caitlin-INS	Fr	9	13	1.4

3-POINT FG MADE	Cl	G	3FG	Avg/G
1. Kroeger, Nicole-UNI	Jr	9	22	2.4
2. Crompton, Mary-ILS	Fr	9	21	2.3
3. Haack, Gabi-BRAD	Jr	9	20	2.2
Hales, Grace-Valpo	Sr	9	20	2.2
Hittner, Becca-DU	Sr	9	20	2.2
6. Petree, Lasha-BRAD	So	9	19	2.1
Maggett, TeTe-ILS	Sr	9	19	2.1
8. Rucker, Karli-UNI	Jr	9	16	1.8
Feit, Abby-UE	Fr	9	16	1.8
Frederick, Shay-Valpo	So	9	16	1.8
11. Silvey, Makenzie-SIU	Jr	9	15	1.7
Morrison, Caitlin-Valpo	Jr	9	15	1.7
13. Williams, Del'Janae-INS	Fr	9	14	1.6
Gueldner, Sarah Beth-DU	Fr	9	13	1.4
Gonzales, Janae-LUC	So	9	13	1.4

ASSIST/TURNOVER RATIO	Cl	G	Ast.	T/O	Ratio
1. Calip, Brice-MSU	Jr	9	41	17	2.4
2. Monahan, Maddie-DU	Jr	9	45	20	2.3
3. Rose, Brenni-DU	Sr	9	51	24	2.1
4. Rucker, Karli-UNI	Jr	9	38	20	1.9
5. Koenig, Tatum-BRAD	So	9	38	21	1.8
6. Frederick, Shay-Valpo	So	9	42	25	1.7
7. Patrick, Brittney-SIU	Sr	9	36	22	1.6
8. Wallace, Tiara-LUC	Sr	9	39	29	1.3
9. Maggett, TeTe-ILS	Sr	9	36	27	1.3
10. Nelson, Kristen-SIU	Sr	9	27	21	1.3
11. Negaard, Maggie-DU	So	9	28	24	1.2
12. Collier, Kierra-DU	So	7	22	19	1.2



2019-20 Missouri Valley Conference
INDIVIDUAL BASKETBALL STATISTICS
Through games of Feb 03, 2020 (Conference games only)



OFFENSIVE REBOUNDS	Cl	G	No.	Avg/G
1. Brockmeyer, Abby-SIU	Jr	9	24	2.7
2. Franklin, Jasmine-MSU	So	9	23	2.6
Wallen, Lexi-ILS	Sr	9	23	2.6
4. Cavey, Kristina-UNI	Jr	9	21	2.3
5. McChristine, Jamyra-INS	Jr	9	18	2.0
6. Hipp, Abby-MSU	Jr	9	17	1.9
7. Haack, Gabi-BRAD	Jr	9	16	1.8
8. Wooldridge, Allie-DU	So	9	15	1.7
Burich, Monica-DU	Sr	9	15	1.7
Day, Allison-LUC	So	9	15	1.7
11. Poland, Jada-UE	Jr	9	14	1.6
O'Connor, Abby-LUC	Jr	9	14	1.6
13. Gartner, Emily-MSU	Jr	9	13	1.4
Rice, Ellie-LUC	Jr	9	13	1.4
Martin, Nicole-SIU	Sr	9	13	1.4

DEFENSIVE REBOUNDS	Cl	G	No.	Avg/G
1. Feit, Abby-UE	Fr	9	65	7.2
2. O'Connor, Abby-LUC	Jr	9	60	6.7
3. Rhine, Sara-DU	Sr	9	58	6.4
4. Franklin, Jasmine-MSU	So	9	57	6.3
5. Brackmann, Chelsea-BRAD	Sr	9	56	6.2
6. Redmond, Juliunn-ILS	Jr	9	46	5.1
Wolf, Cynthia-UNI	So	9	46	5.1
Maggett, TeTe-ILS	Sr	9	46	5.1
9. Gunnels, Bre-UNI	Jr	9	45	5.0
10. McChristine, Jamyra-INS	Jr	9	44	4.9
11. Hittner, Becca-DU	Sr	9	43	4.8
12. Talbot, Megan-ILS	Sr	9	39	4.3
Haack, Gabi-BRAD	Jr	9	39	4.3
Rice, Ellie-LUC	Jr	9	39	4.3
15. White, Nyjah-BRAD	Jr	9	36	4.0

MINUTES PLAYED	Cl	G	No.	Avg/G
1. Feit, Abby-UE	Fr	9	326	36.2
2. Maggett, TeTe-ILS	Sr	9	311	34.6
3. Koenig, Tatum-BRAD	So	9	305	33.9
4. O'Connor, Abby-LUC	Jr	9	300	33.3
5. Haack, Gabi-BRAD	Jr	9	294	32.7
6. Hales, Grace-Valpo	Sr	9	291	32.3
Weinman, Carie-Valpo	So	9	291	32.3
8. Silvey, Makenzie-SIU	Jr	9	289	32.1
9. Rucker, Karli-UNI	Jr	9	283	31.4
10. Patrick, Brittney-SIU	Sr	9	281	31.2
11. Rice, Ellie-LUC	Jr	9	278	30.9
12. Crompton, Mary-ILS	Fr	9	277	30.8
13. Pitzer, Sommer-INS	Fr	9	273	30.3
Frederick, Shay-Valpo	So	9	273	30.3
15. Petree, Lasha-BRAD	So	9	271	30.1
16. Nelson, Kristen-SIU	Sr	9	269	29.9
17. Willard, Alexa-MSU	Sr	9	267	29.7
18. Wallace, Tiara-LUC	Sr	9	265	29.4
19. Calip, Brice-MSU	Jr	9	261	29.0
20. Stoller, Addison-Valpo	Jr	9	260	28.9
Brackmann, Chelsea-BRAD	Sr	9	260	28.9
22. Bracy, Lola-UE		7	202	28.9
23. Saylor, Paige-ILS	Jr	9	251	27.9
24. White, Nyjah-BRAD	Jr	9	250	27.8
25. Monahan, Maddie-DU	Jr	9	244	27.1
26. Redmond, Juliunn-ILS	Jr	9	241	26.8
27. Wallen, Lexi-ILS	Sr	9	240	26.7
28. McChristine, Jamyra-INS	Jr	9	236	26.2
29. Williams, Del'Janae-INS	Fr	9	234	26.0
30. Kroeger, Nicole-UNI	Jr	9	229	25.4



2019-20 Missouri Valley Conference
INDIVIDUAL BASKETBALL STATISTICS
Through games of Feb 03, 2020 (Conference games only)



TEAM IDENTIFICATION	Team ID
Bradley	BRAD
Drake	DU
Evansville	UE
Illinois State	ILS
Indiana State	INS
Loyola Chicago	LUC
Missouri State	MSU
Northern Iowa	UNI
Southern Illinois	SIU
Valparaiso	VALPO



2019-20 Missouri Valley Conference
Conference Team Highs
Through games of Feb 03, 2020 (All games)



TEAM HIGHS (highest totals made by)

Points	111	Missouri State vs William Jewell (12-31-19)
	108	Drake vs Evansville (01-19-20)
	105	Drake vs Indiana State (01-17-20)
	104	Drake vs Northern Iowa (01-03-20)
	103	Southern Illinois at SIUE (11-08-19)
	103	Drake vs Waldorf (12-05-19)
Margin	85 (103-18)	Drake vs Waldorf (12-05-19)
	72 (111-39)	Missouri State vs William Jewell (12-31-19)
	64 (108-44)	Drake vs Evansville (01-19-20)
	62 (101-39)	Bradley vs Eureka (11-16-19)
	46 (95-49)	Valparaiso vs Chicago State (12-28-19)
Field goals made	41	Bradley vs Eureka (11-16-19)
	41	Drake vs Waldorf (12-05-19)
	41	Missouri State vs William Jewell (12-31-19)
	37	Drake at South Dakota (11-13-19)
	37	Missouri State at Oklahoma (11-14-19)
	37	Loyola Chicago at Chicago State (11-19-19)
	37	Drake vs Northern Iowa (01-03-20)
Field goal attempts	82	Evansville vs Brescia (11-05-19)
	77	Drake at South Dakota (11-13-19)
	75	Bradley vs Eureka (11-16-19)
	73	Illinois State vs Truman State (11-05-19)
	73	Drake vs Waldorf (12-05-19)
Field goal percentage	.639 (23-36)	Evansville at Austin Peay (11-21-19)
	.621 (41-66)	Missouri State vs William Jewell (12-31-19)
	.600 (33-55)	Drake vs Valparaiso (01-31-20)
	.600 (27-45)	Drake at Southern Illinois (01-12-20)
	.593 (32-54)	Drake vs Indiana State (01-17-20)
3-Pt FG made	16	Drake vs Evansville (01-19-20)
	15	Drake vs Iowa State (11-10-19)
	15	Northern Iowa at Missouri (11-13-19)
	14	Bradley vs Eureka (11-16-19)
	14	Northern Iowa at Drake (01-03-20)
	14	Valparaiso vs Missouri State (01-05-20)
	14	Valparaiso at Evansville (01-12-20)
3-Pt FG attempts	42	Northern Iowa at Missouri (11-13-19)
	40	Evansville vs Brescia (11-05-19)
	37	Northern Iowa vs Evansville (01-17-20)
	37	Drake vs Evansville (01-19-20)
	36	Evansville at SIUE (11-13-19)
3-Pt percentage	.700 (7-10)	Evansville at Austin Peay (11-21-19)
	.636 (14-22)	Valparaiso vs Missouri State (01-05-20)
	.588 (10-17)	Northern Iowa vs North Dakota State (11-06-19)
	.579 (11-19)	Illinois State vs Jackson State (12-19-19)
	.571 (8-14)	Illinois State vs SIUE (12-16-19)
	.571 (8-14)	Southern Illinois at Indiana State (01-26-20)
Free throws made	38	Drake vs Indiana State (01-17-20)
	29	Bradley vs Miami (OH) (11-23-19)
	28	Missouri State at Valparaiso (01-05-20)
	27	Northern Iowa vs North Dakota State (11-06-19)
	27	Valparaiso vs Bowling Green (11-24-19)
Free throw attempts	47	Drake vs Indiana State (01-17-20)
	38	Bradley vs Miami (OH) (11-23-19)
	36	Missouri State at Valparaiso (01-05-20)
	33	Indiana State vs SEMO (12-21-19)

	33	Illinois State vs Indiana State (01-03-20)
Free throw percentage	1.000 (17-17)	Missouri State at Minnesota (11-05-19)
	1.000 (15-15)	Missouri State vs Illinois State (02-02-20)
	1.000 (12-12)	Valparaiso at Northern Iowa (02-02-20)
	1.000 (11-11)	Drake vs Waldorf (12-05-19)
	.944 (17-18)	Northern Iowa at Iowa State (12-22-19)
Rebounds	63	Bradley vs Eureka (11-16-19)
	59	Bradley at Western Illinois (11-20-19)
	57	Drake at Northern Illinois (12-29-19)
	56	Loyola Chicago at Detroit Mercy (11-05-19)
	56	Loyola Chicago at Kansas City (11-22-19)
	56	Missouri State vs William Jewell (12-31-19)
Assists	33	Drake vs Waldorf (12-05-19)
	32	Bradley vs Eureka (11-16-19)
	31	Loyola Chicago at Chicago State (11-19-19)
	31	Drake vs Valparaiso (01-31-20)
	28	Drake vs Indiana State (01-17-20)
	28	Drake vs Evansville (01-19-20)
Steals	25	Drake vs Waldorf (12-05-19)
	21	Valparaiso at Evansville (01-12-20)
	18	Valparaiso vs UIC (12-15-19)
	16	Evansville vs Brescia (11-05-19)
	16	Southern Illinois vs Drake (01-12-20)
	16	Southern Illinois vs Bradley (02-02-20)
Blocked shots	15	Missouri State vs William Jewell (12-31-19)
	12	Drake vs Waldorf (12-05-19)
	10	Indiana State vs Northern Kentucky (12-16-19)
	9	Indiana State at UIC (11-19-19)
	9	Northern Iowa at Omaha (12-10-19)
	9	Valparaiso vs Chicago State (12-28-19)
	9	Bradley vs Evansville (01-03-20)
	9	Southern Illinois vs Northern Iowa (01-10-20)
	9	Drake vs Indiana State (01-17-20)
	9	Valparaiso at Northern Iowa (02-02-20)
Turnovers	33	Evansville at Austin Peay (11-21-19)
	31	Evansville vs Eastern Illinois (11-19-19)
	28	Loyola Chicago vs DePaul (12-20-19)
	27	Northern Iowa at Wichita State (11-09-19)
	27	Drake at Southern Illinois (01-12-20)
	27	Evansville vs Valparaiso (01-12-20)
Fouls	35	Indiana State at Western Illinois (11-14-19)
	33	Indiana State at Kansas (11-07-19)
	33	Indiana State at Drake (01-17-20)
	32	Evansville at SEMO (11-10-19)
	31	Drake at South Dakota (11-13-19)
	31	Valparaiso vs Bowling Green (11-24-19)



2019-20 Missouri Valley Conference
Conference Individual Highs
Through games of Feb 03, 2020 (All games)



INDIVIDUAL PLAYER GAME HIGHS

Points	37	Hittner,Becca (Drake) vs Northern Iowa (01-03-20)
	36	Petree, Lasha (Bradley) vs Indiana State (01-05-20)
	33	Maggett, TeTe (Illinois State) vs Western Illinois (12-04-19)
	30	Willard,Alexa (Missouri State) vs Texas A&M-CC (11-08-19)
	30	Hittner,Becca (Drake) vs Maine (11-30-19)
	30	Petree, Lasha (Bradley) vs North Dakota State (12-05-19)
Field goals made	13	Feit,Abby (Evansville) vs Brescia (11-05-19)
	13	Petree, Lasha (Bradley) vs Indiana State (01-05-20)
	12	Willard,Alexa (Missouri State) vs Texas A&M-CC (11-08-19)
	12	Willard,Alexa (Missouri State) at Oklahoma (11-14-19)
	12	Maggett, TeTe (Illinois State) vs Western Illinois (12-04-19)
Field goal attempts	23	Feit,Abby (Evansville) vs Brescia (11-05-19)
	22	Maggett, TeTe (Illinois State) vs Truman State (11-05-19)
	22	Petree, Lasha (Bradley) vs George Mason (11-29-19)
	21	Willard,Alexa (Missouri State) at Oklahoma (11-14-19)
	21	Silvey,Makenzie (Southern Illinois) vs Memphis (11-20-19)
	21	Maggett, TeTe (Illinois State) vs Western Illinois (12-04-19)
	21	Petree, Lasha (Bradley) vs North Dakota State (12-05-19)
Field goal percentage	1.000 (8-8)	Rhine,Sara (Drake) vs Northern Iowa (01-03-20)
	.917 (11-12)	Franklin,Jasmine (Missouri State) vs Kansas City (12-01-19)
	.800 (8-10)	Koenig, Tatum (Bradley) vs Jackson State (12-10-19)
	.800 (8-10)	Wallen, Lexi (Illinois State) at Valparaiso (01-17-20)
	.769 (10-13)	Rhine,Sara (Drake) vs Iowa State (11-10-19)
3-Pt FG made	9	Gonzales, Janae (Loyola Chicago) at Detroit Mercy (11-05-19)
	7	Gonzales, Janae (Loyola Chicago) at Eastern Illinois (11-13-19)
	6	Ruffridge,Elle (Missouri State) vs Texas A&M-CC (11-08-19)
	6	Silvey,Makenzie (Southern Illinois) at SIUE (11-08-19)
	6	Rucker,Karli (Northern Iowa) at Missouri (11-13-19)
	6	Weinman, Carie (Valparaiso) at Toledo (11-27-19)
	6	Petree, Lasha (Bradley) vs North Dakota State (12-05-19)
	6	Rucker,Karli (Northern Iowa) vs Evansville (01-17-20)
	6	Crompton, Mary (Illinois State) at Missouri State (02-02-20)
3-Pt FG attempts	15	Petree, Lasha (Bradley) vs George Mason (11-29-19)
	14	Petree, Lasha (Bradley) vs North Dakota State (12-05-19)
	13	Gonzales, Janae (Loyola Chicago) at Detroit Mercy (11-05-19)
	12	Haack, Gabi (Bradley) at Michigan (11-10-19)
	12	Gonzales, Janae (Loyola Chicago) at Eastern Illinois (11-13-19)
	12	Griffin,A'Niah (Evansville) at SIUE (11-13-19)
	12	Williams,Del'Janae (Indiana State) at UIC (11-19-19)
	12	Haack, Gabi (Bradley) vs Jackson State (12-10-19)
3-Pt percentage	.692 (9-13)	Gonzales, Janae (Loyola Chicago) at Detroit Mercy (11-05-19)
Free throws made	18	Hittner,Becca (Drake) vs Northern Iowa (01-03-20)
	13	Frederick, Shay (Valparaiso) vs Bowling Green (11-24-19)
	12	Hittner,Becca (Drake) at Missouri State (01-10-20)
	11	Rice, Ellie (Loyola Chicago) at Portland (12-01-19)
	11	Calip,Brice (Missouri State) at Valparaiso (01-05-20)
	11	Hittner,Becca (Drake) at Bradley (01-26-20)
Free throw attempts	18	Hittner,Becca (Drake) vs Northern Iowa (01-03-20)
	15	Rice, Ellie (Loyola Chicago) at Portland (12-01-19)
	15	Hittner,Becca (Drake) at Bradley (01-26-20)
	14	Frederick, Shay (Valparaiso) vs Bowling Green (11-24-19)
	14	Calip,Brice (Missouri State) at Valparaiso (01-05-20)
Free throw percentage	1.000 (18-18)	Hittner,Becca (Drake) vs Northern Iowa (01-03-20)
	1.000 (10-10)	Cavey,Kristina (Northern Iowa) at Iowa State (12-22-19)
	1.000 (8-8)	Bhinhar,Mya (Missouri State) at Oklahoma (11-14-19)

	1.000	(8-8)	Hittner,Becca (Drake) vs Western Illinois (11-24-19)
	1.000	(8-8)	Hittner,Becca (Drake) at Southern Illinois (01-12-20)
	1.000	(8-8)	Haack, Gabi (Bradley) vs Drake (01-26-20)
Rebounds	18		Feit,Abby (Evansville) vs Brescia (11-05-19)
	18		Brackmann, Chelsea (Bradley) vs Miami (OH) (11-23-19)
	14		O'Connor, Abby (Loyola Chicago) at Detroit Mercy (11-05-19)
	14		McChristine,Jamyra (Indiana State) at Murray State (12-07-19)
	14		Feit,Abby (Evansville) at Illinois State (01-05-20)
	14		Brackmann, Chelsea (Bradley) vs Northern Iowa (01-24-20)
Assists	11		Rose,Brenni (Drake) vs Valparaiso (01-31-20)
	10		Rose,Brenni (Drake) at South Dakota (11-13-19)
	10		Verano, Violeta (Bradley) vs Eureka (11-16-19)
	9		Rose,Brenni (Drake) vs South Dakota St. (11-08-19)
	9		Maggett, TeTe (Illinois State) vs UT-Martin (11-30-19)
	9		Wallace, Tiara (Loyola Chicago) vs DePaul (12-20-19)
	9		Rose,Brenni (Drake) vs Indiana State (01-17-20)
Steals	7		Williams,Del'Janae (Indiana State) at UIC (11-19-19)
	7		Wallace,Makayla (Evansville) vs Murray State (12-03-19)
	6		Weinman, Carie (Valparaiso) at Evansville (01-12-20)
	6		Frederick, Shay (Valparaiso) at Evansville (01-12-20)
	6		Patrick,Brittney (Southern Illinois) vs Bradley (02-02-20)
Blocked shots	6		Echi,LeAndra (Indiana State) at UIC (11-19-19)
	6		Mertz,Mya (Drake) vs Waldorf (12-05-19)
	6		Morrison, Caitlin (Valparaiso) vs Chicago State (12-28-19)
	6		Petree, Lasha (Bradley) vs Illinois State (01-10-20)
	6		Rhine,Sara (Drake) vs Indiana State (01-17-20)
	6		Morrison, Caitlin (Valparaiso) at Northern Iowa (02-02-20)
Turnovers	9		Lola Bracy (Evansville) at Northern Iowa (01-17-20)
	8		Petree, Lasha (Bradley) vs Eureka (11-16-19)
	8		Maggett, TeTe (Illinois State) at Illinois (11-16-19)
	8		Bhinhar,Mya (Missouri State) at Gonzaga (12-20-19)
	8		Bracy, Lola (Evansville) at Bradley (01-03-20)
	8		Stoller, Addison (Valparaiso) vs Illinois State (01-17-20)
	8		Feit,Abby (Evansville) at Drake (01-19-20)