



MVC WOMEN'S BASKETBALL

WEEKLY RELEASE NO. 15: FEBRUARY 25, 2020

MVC WOMEN'S BASKETBALL CONTACT: RYAN DAVIS, ASSISTANT COMMISSIONER FOR COMMUNICATIONS

OFFICE: 314-444-4316 ■ CELL: 314-285-5675 ■ DAVIS@MVC.ORG

1818 CHOUTEAU AVE. ■ ST. LOUIS, MO 63103

MVC-SPORTS.COM



2019-20 Standings -- As of Mon., Feb. 24

	MISSOURI VALLEY				OVERALL				
	Record	Pct.	PF	PA	Record	Pct.	PF	PA	RPI
#17/21 Missouri State	13-1	.929	79.1	64.1	23-3	.885	78.4	64.4	10
Drake	12-3	.800	84.9	68.9	20-7	.741	82.8	68.9	28
Bradley	10-4	.714	70.3	64.4	19-6	.760	71.1	62.5	36
Northern Iowa	8-7	.533	66.3	64.1	16-10	.615	68.2	62.8	75
Southern Illinois	7-7	.500	66.6	62.8	15-10	.600	70.8	64.0	99
Illinois State	7-7	.500	71.3	69.7	15-10	.600	70.5	65.4	86
Valparaiso	7-7	.500	68.2	68.6	15-10	.600	67.8	65.8	149
Loyola Chicago	6-8	.429	62.0	64.6	15-10	.600	67.8	63.8	147
Indiana State	2-13	.133	58.2	74.7	4-23	.148	59.6	71.4	272
Evansville	0-15	.000	55.5	78.8	3-23	.115	58.7	74.8	320

• • MVC Home: 45-27 • • Non-Conference: 73-40 • Home: 39-9 • Away: 28-25 • Neutral: 6-6 • Top-25: 1-4 • •

Recent Results/ Upcoming Schedule

Thursday, February 20

Bradley at DrakeDU, 85-72*
Illinois State at UNIILS, 69-61 (OT)*

Friday, February 21

Indiana State at Southern IllinoisSIU, 60-42*
Evansville at #18 Missouri StateMSU, 76-62*

Saturday, February 22

Illinois State at DrakeDU, 87-82*
Valparaiso at LoyolaVALPO, 70-57*
Bradley at UNIUNI, 64-57*

Sunday, February 23

Indiana State at #18 Missouri StateMSU, 82-58*
Evansville at Southern Illinois.....SIU, 99-60*

Thursday, February 27

Southern Illinois at Bradley (ESPN+)..... 7 PM*
#17 Missouri State at Illinois State (ESPN+)... 7:30 PM*

Friday, February 28

Indiana State at Evansville (ESPN+) 6 PM*
UNI at Valparaiso (ESPN+) 6 PM*
Drake at Loyola (ESPN+) 7 PM*

Sunday, March 1

Drake at Valparaiso (ESPN+) 1 PM*
UNI at Loyola (ESPN+) 1 PM*
Southern Illinois at Illinois State (ESPN+) .. 2 PM*
#17 Missouri State at Bradley (ESPN+)..... 2 PM*

ALL TIMES CENTRAL
* MVC Contest



MVC Player of the Week

Sara Rhine, R-Sr., F, Drake

Redshirt senior Sara Rhine helped Drake go 2-0 with wins over Bradley and Illinois State in her final homestand at the Knapp Center. Rhine recorded double-doubles in each victory averaging 22.5 points, 11.0 rebounds, 1.5 assists and 1.0 block per game while shooting a blistering 66.7 percent (14-of-21) from the floor, 66.7 percent (2-of-3) from three and 83.3 percent (15-of-18) from the free throw line. Rhine started the week with 17 points, 12 rebounds, two assists and one block in the

Bradley win. She followed that with a game-high 28 points and 10 rebounds in the Illinois State victory. Rhine leads the MVC in field goal percentage at 66.3 percent, is No. 2 in scoring at 18.0 points behind teammate Becca Hittner and ranks fifth in rebounding at 7.8.

Other Notable Performances: TeTe Maggett (ILS); Jala Johnson (LUC); Abby Hipp (MSU); Nicole Martin (SIU); Carie Weinman (VALPO)



MVC Newcomer of the Week

Kierra Collier, R-So., G, Drake

Redshirt sophomore Kierra Collier averaged 16.0 points, 3.0 assists, 2.0 steals and 1.5 rebounds while shooting 46.2 percent (12-of-26) from the floor and making all 7-of-7 from the free throw line in the Bulldogs' pair of home wins. Collier scored 22 points in the Bradley win, including a dominating stretch where she scored seven-straight points late in the fourth quarter to help the Bulldogs secure the victory. She added four rebounds, two assists and one steal in 24 minutes. In the Illinois State

win, she scored 10 points, handed out four assists and nabbed three steals, including a critical one late in the game that helped lead Drake to a big basket. In her first season as Bulldog, Collier averages 9.0 points per game and 2.9 assists per game.

Other Notable Performances: Abby Feit (UE); JuJu Redmond (ILS); Caitlin Anderson (INS); Jala Johnson (LUC); Carie Weinman (VALPO)

NOTEWORTHY

In addition to the league's Player and Newcomer of the Week selections, several conference players had notable performances, including:

TeTe Maggett (ILS) - Senior TeTe Maggett helped the Redbirds go 1-1 over the weekend on the Iowa road swing, nearly averaging a double-double with 12.5 points and 9.0 rebounds per game. Maggett had 14 points and nine rebounds in Thursday's win at UNI, draining the contested three-pointer to tie it up and force an overtime with only four seconds left. She also tallied 11 points in Saturday's game at Drake, grabbing nine boards and four assists. The senior is averaging 15.5 points, 6.3 rebounds and 4.0 steals on the year.

Jala Johnson (LUC) - Loyola freshman guard Jala Johnson finished with a team-best 10 points (4-5 FGs, 2-3 3FGs) and grabbed five rebounds in the Ramblers' 70-57 setback to Valparaiso on Saturday afternoon inside Gentile Arena. It marked the sixth time this season that the Toledo, Ohio native has reached double figures in scoring. On the year, Johnson is averaging 6.3 points and 2.3 rebounds across 22 appearances, the last six of which have all come in a starting role.

Abby Hipp (MSU) - Abby Hipp shot 75 percent from the field and averaged 11.5 points and a team-high 9.0 rebounds in a pair of Missouri State wins. Hipp collected her second career double-double with 11 points and 12 rebounds Friday against Evansville, adding a block and a steal while shooting 4-for-7. Sunday, Hipp made all five of her field goal attempts - her second perfect game of the year shooting 5-for-5 or better - to finish with 12 points and six rebounds against Indiana State. She also had two blocks and a steal against the Sycamores.

Nicole Martin (SIU) - Nicole Martin averaged 18.0 points on 66.7-percent (12-of-18) shooting in SIU's two win over the weekend. The two-time All-MVC first team selection also averaged 8.0 rebounds, a block and a steal in each of Southern's victories. Martin finished a rebound shy of a double-double in SIU's win over Indiana State, as she poured in 17 points and added nine boards. In Southern's win over Evansville, the senior forward scored 19 points in 18 minutes. She was a near perfect 7-for-8 from the field and added seven rebounds in Southern's largest victory over a conference foe since 1991.

Carie Weinman (VALPO) - Weinman led the way for Valpo as it enjoyed its second double-digit comeback win over Loyola this season. The sophomore helped the Crusaders outscore the Ramblers 43-25 in the second half as she poured in 17 of her game-high 21 points after the halftime break. The 21 points were a season high, while Weinman also recorded six steals to match her season best. Weinman is now leading the MVC with 2.2 steals/game this year, a mark she has pushed to 2.9 steals/game in Valley conference games.

Abby Feit (UE) - Freshman Abby Feit continued her spectacular freshman campaign on the road in two Valley games. On Friday, Feit finished with a game-high 17 points and added nine rebounds against No. 18 Missouri State. Feit again finished in double-figures on Sunday, scoring 16 points and recording five rebounds and three assists.

Juliunn Redmond (ILS) - Junior Juliunn Redmond put together another pair of impressive performances, averaging 12.5 points, 8.0 rebounds, 7.5 assists and 4.5 steals in a weekend that saw ISU win in overtime at UNI on Thursday before falling at Drake on Saturday. The junior was just two assists shy of a triple-double in Thursday's win, recording 13 points, 13 rebounds, eight assists and a career-high five steals. It was her fourth-straight double-double and the fifth of Valley play. Redmond also added 12 points, seven assists, four steals and three rebounds at Drake on Sunday. The Chicago, Illinois, native is ranked second in steals (2.1 per game), fifth in rebounds (7.7 per game) and seventh in scoring (14.0 per game) in conference games.

Caitlin Anderson (INS) - Freshman Caitlin Anderson stepped-up and played well for the Sycamores against #18 Missouri State when ISU leader Jamyra McChristine was out. The guard put up a team-high 15 points to go along with two rebounds and two assists to lead the Blue & White. On Friday against Southern Illinois, Anderson tallied five points and one rebound.

PLAYERS OF THE WEEK

DATE	PLAYER	SCHOOL
N11	Sara Rhine	Drake
N18	Alexa Willard	Missouri State
N25	Gabi Haack	Bradley
D2	Jasmine Franklin	Missouri State
D9	Lasha Petree	Bradley
D16	Jasmine Franklin	Missouri State
D23	Lexi Wallen	Illinois State
J6	Lasha Petree	Bradley
J13	Lasha Petree	Bradley
J20	Gabi Haack	Bradley
J27	Gabi Haack	Bradley
F3	Brice Calip	Missouri State
F10	Becca Hittner	Drake
F17	Chelsea Brackmann	Bradley
F24	Sara Rhine	Drake
M2		
M9		

NEWCOMERS OF THE WEEK

DATE	PLAYER	SCHOOL
N11	Abby Feit	Evansville
N18	Kristina Cavey	UNI
N25	Sam Galanopoulos	Loyola Chicago
D2	Carie Weinman	Valparaiso
D9	Jamyra McChristine	Indiana State
D16	Lola Bracy	Evansville
D23	Kristina Cavey	UNI
J6	Mary Crompton	Illinois State
J13	Carie Weinman	Valparaiso
J20	Gabby Walker	Southern Illinois
J27	Juliunn Redmond	Illinois State
F3	Juliunn Redmond	Illinois State
F10	Juliunn Redmond	Illinois State
F17	Jamyra McChristine	Indiana State
F24	Kierra Collier	Drake
M2		
M9		

MVC Players and Newcomers of the Week are selected each week during the women's basketball season. The players are announced on Monday afternoon and appear in a weekly press release. Nominees are provided by each school's sports information contact and voted on by a panel appointed by the league office.

Valley Runnin' Deep

The Valley currently has eight teams at 15 wins or more on the season. The Valley joins the Big Ten, SEC and ACC as the only conferences with 8 or more teams sitting with 15 or more wins.

The Valley also has eight teams with a .600 or better win percentage, joining only the Big Ten in the club.

Teams with 15 Wins (Feb. 25)

10 - Big Ten, SEC
9 - ACC
8 - Missouri Valley
7 - Pac-12, Big East

Teams with .600+ Win% (Feb. 25)

9 - Big Ten
8 - Missouri Valley
7 - ACC, SEC

The last time The Valley had 8 teams reach at least 15 wins on the season was the 2011-12 season when the MVC sent seven teams to the postseason (1 NCAA, 4 WNIT, 2 WBI). It also happened in 2010-11 and 2009-10. The Valley has never had 8 teams reach 16 wins.

RPI Update

The latest installment of the NCAA RPI Report (Feb. 25) has six Valley teams that rank in the top-100, including three in the top 40. Missouri State sits No. 10 in the RPI, Drake comes in at No. 28 and Bradley No. 36. UNI (75), Illinois State (86) and Southern Illinois (99) also appear in the Top 100.

The Valley joins the Power Five leagues and the Big East as the only leagues to have six or more Top 100 teams.

20 Wins Again

Drake registered its sixth-consecutive 20-win season with Saturday's win over Illinois State. The impressive streak began in 2014-15. The streak ties the league record for consecutive 20-win seasons with Drake and Missouri State.

Consecutive 20-win seasons since 1982-83

1. Drake (1996-97 through 2000-01) 6
- Missouri State (1990-91 through 1995-96) 6
- Drake (2014-15 through current) 6**
4. Illinois State (2006-07 through 2010-11) 5
- Southern Illinois (1982-83 through 1986-87) 5

Speaking of 20 Wins

Since the start of the 1992-93 season only three 20-win MVC teams have been left out of the post-season. In that time, all but two (58 of 61) 20-win Valley teams have advanced to the postseason. Last season, Drake, Missouri State and UNI each earned postseason bids after winning at least 20 games, while Bradley became the third team to reach 20 wins and not participate in postseason play.

20-Win Seasons (since 1982-83)

19 - Missouri State
18 - Drake
12 - Illinois State
9 - Southern Illinois
5 - Indiana State
5 - UNI
3 - Evansville
2 - Bradley

In Good Company

Drake is one of four teams nationally ranking in the Top 10 in assists per game, field-goal percentage and scoring offense this season. The Bulldogs are joined by #2 Baylor, #3 Oregon and #18 Iowa in the club (AP Rank).

Team	FG% (Rank)	PPG (Rank)	APG (Rank)
Baylor	50.8% (1)	84.0 (4)	22.7 (1)
Drake	48.4% (5)	82.8 (6)	21.9 (2)
Oregon	50.7 (2)	86.2 (1)	21.1 (3)
Iowa	48.8% (4)	79.8 (10)	20.1 (5)

What's the Difference?

Over the past 20 seasons (since 1999-2000), 12 MVC teams have registered a scoring margin of +12 or better for a season. Currently, two Valley teams have a scoring margin over 12 points. Missouri State leads with a +14.0 margin, followed by Drake (+13.9). Last year Drake finished with a +13.9 ppg margin. This would be the fifth-straight season with a scoring margin of +12 for the Bulldogs.

Team	Year	PPG	PPG Allowed	Margin
MSU	2003-04	77.7	58.5	+19.2
Drake	2016-17	82.2	64.4	+17.8
MSU	2000-01	82.8	66.5	+16.3
Drake	2017-18	82.4	67.4	+15.0
UNI	2010-11	69.7	54.8	+14.8
UE	1999-00	73.6	59.4	+14.2
MSU	2019-20	78.4	64.4	+14.0
Drake	2019-20	82.8	68.9	+13.9
Drake	2018-19	80.5	66.6	+13.9
WSU	2013-14	71.1	57.3	+13.8
INS	2002-03	80.0	66.9	+13.1
WSU	2014-15	64.4	51.8	+12.7
ILS	2007-08	76.9	64.3	+12.6
Drake	2015-16	79.6	67.3	+12.3

Home Sweet Home

Two MVC teams continue to remain unbeaten at home entering the week as Missouri State (13-0) and Bradley (11-0) are still perfect.

Bradley is riding a school record 17-game streak which ranks 4th nationally, trailing Baylor (54), Iowa (35) and Belmont (19). Missouri State is riding a JQH Arena record 13-game win streak (11th nationally).

Collectively, the league has won 62.5 percent of the time at home during league play this year (after winning 81.3 percent of its home games in non-league play). Notably, the top five teams in the league standings have combined for a full-season 57-6 record at home.

Best MVC Home Records (Since 2007-08)

1. 2007-08 61-29 (.678)
2. 2009-10 58-32 (.644)
3. 2010-11 57-33 (.633)
4. 2011-12 56-34 (.622)
5. 2012-13 53-37 (.589)

Historic Conference RPI

The Valley ranks eighth nationally in the NCAA's conference RPI report (Feb. 24). The Valley sits behind the Pac-12, Big Ten, Big 12, SEC, ACC, Big East and Ivy entering this week.

The Valley record for RPI in a season is 8th (2011).

Conference RPI

1. Pac-12
2. Big Ten
3. Big 12
4. SEC
5. ACC
6. Big East
7. Ivy League
8. **Missouri Valley**

Impressive Resume

Missouri State enters the week as one of only 11 teams with 12 or more Top 100 RPI wins this season. The Lady Bears are 12-3 (80%) vs. the RPI Top 100 and join UConn as the only non Power Five team on the list.

Only Baylor, Louisville, Missouri State, Northwestern, Oregon, South Carolina, UCLA and UConn have a win percentage of .800+ vs. Top 100.

Most Top 100 RPI Wins (Feb. 25)

- 17 - South Carolina
- 16 - Oregon
- 15 - Baylor
- 14 - Northwestern
- 13 - Louisville, Maryland, Texas A&M
- 12 - Iowa, Missouri State, UCLA, UConn

History Made!

Drake seniors Sara Rhine and Becca Hittner each joined the 2,000 career point club this season. The two standouts are climbing their way up the MVC career scoring list. Rhine has scored 2,139 career points and currently sits tied for 5th on the MVC list with Illinois State's Kristi Cirone. Hittner moved up to 9th this week with 2,060 points.

Rhine and Hittner became the first set of teammates in The Valley's 113-year history (men or women) to eclipse 2,000 career points in the same season.

Career Points (MVC History)

1. 3,393 - Jackie Stiles, Missouri State 1998-01
2. 2,636 - Wanda Ford, Drake 1982-86
3. 2,551 - Lizzy Wendell, Drake 2014-17
4. 2,271 - Casey Garrison, Missouri State 2008-12
5. 2,139 - Kristi Cirone, Illinois State 2005-09
- 2,139 - Sara Rhine, Drake 2015-pres.**
7. 2,099 - Sara Dickey, Evansville 2014-17
8. 2,073 - Kari Koch, Missouri State 2003-06
- 9. 2,060 - Becca Hittner, Drake 2016-pres.**
10. 2,054 - Jacqui Kalin, UNI 2012-13

First Year Success

Missouri State first-year head coach Amaka Agugua-Hamilton has moved into third place on The Valley coaching list for most wins in a first year. Coach Mox's 23 wins ties Drake's Lisa Stone for third place on The Valley list. Coach Mox can equal The Valley record with a win at Illinois State Thursday.

Creighton's Jim Flanery (2002-03) and Drake's Lisa Stone (2000-01) each won a share of the regular season MVC title during their first year at the helm.

Lisa Stone won the league's Coach of the Year award in her first season (2001).

MOST COACHING WINS, 1ST-YEAR COACHES

Name, School (Years)	League	Overall
Jim Flanery, Creighton (2002-03)	13-5	24-9
Stephanie Glance, Illinois State (2010-11)	12-6	24-11
Lisa Stone, Drake (2000-01)	16-2	23-7
Amaka Agugua-Hamilton, MSU (2019-20)	13-1	23-3
Connie Yori, Creighton (1992-93)	12-4	20-8

Chasing History

Currently, Drake is averaging 82.8 points per game, ranking 6th nationally. The all-time Valley record for scoring was set in 1995 as Drake averaged 83.5 ppg. The Bulldogs have led The Valley in scoring each of the past five seasons, becoming the first men's or women's team to lead the league five-straight seasons.

Top 5 in Valley History (Scoring)

1. Drake (1995) 83.5
2. Missouri State (2001) 82.8
3. Bradley (1983) 82.7
4. Drake (2018) 82.4
5. Drake (2017) 82.2

High On the Charts

Currently, Missouri State ranks in the Top 20 in 6 different NCAA women's basketball statistical rankings.

The Lady Bears rank...

- 6th. Free Throws Made 43.3
- 8th. Three-Point FG % 37.9%
- 9th. Rebound Margin +9.8
- 11th. Winning Percentage 88.5%
- 15th. Scoring 78.4
- 17th. Free Throw % 76.8%

Climbing Valley Charts

Drake senior Sara Rhine is also climbing her way up the Missouri Valley Conference career field goal list. Rhine has made 812 career field goals (ranks 4th nationally) entering this weekend and currently sits 5th on the MVC list.

Career Field Goals Made (MVC History)

1.	1,160 - Jackie Stiles, Missouri State.....	1998-01
2.	1,132 - Wanda Ford, Drake.....	1982-86
3.	933 - Lizzy Wendell, Drake.....	2014-17
4.	840 - Jan Jensen, Drake.....	1987-91
5.	812 - Sara Rhine, Drake.....	2015-pres.
6.	792 - Casey Garrison, Missouri State.....	2008-12
7.	790 - Carla Bennett, Drake.....	1999-03

Drake seniors Sara Rhine and Becca Hittner are climbing their way up the Missouri Valley Conference career free throw list. Hittner has made 485 career free throws entering this weekend (2nd nationally) and currently sits 9th on the MVC list. Rhine currently ranks 13th with 455.

Career Free Throws Made (MVC History)

1.	852 - Jackie Stiles, Missouri State.....	1998-01
2.	582 - Carrie Welle, Creighton.....	1995-98
3.	576 - Melanie Boeglin, Indiana State.....	2002-06
4.	558 - Casey Garrison, Missouri State.....	2008-12
5.	525 - Tricia Wakely, Drake.....	1993-96
6.	520 - Amy Hile, Indiana State.....	1983-87
7.	512 - Kristi Cirone, Illinois State.....	2005-09
8.	495 - Tyonna Snow, Missouri State.....	2013-16
9.	485 - Becca Hittner, Drake.....	2016-pres.
10.	477 - Jacqui Kalin, UNI.....	2007-10; 2012-13
11.	465 - Cartaesha Macklin, Southern Illinois.....	2012-16
12.	457 - Angela Buckner, Wichita State.....	2000-04
13.	455 - Lizzy Wendell, Drake.....	2014-17
	455 - Sara Rhine, Drake.....	2015-pres.

Drake senior Sara Rhine and Bradley senior Chelsea Brackmann are also climbing their way up the Missouri Valley Conference career rebound list. Rhine has 965 career rebounds entering this weekend and currently sits 8th on the MVC list, while Brackmann sits 14th with 916. Rhine could join Drake's Wanda Ford (1982-86) as the only players in Valley women's basketball history to have over 2,000 career points and 1,000 career rebounds.

Career Rebounds (MVC History)

1.	1,815 - Wanda Ford, Drake.....	1982-86
2.	1,297 - Angela Buckner, Wichita State.....	2000-04
3.	1,218 - Dyana Pierre, Southern Illinois.....	2013-16
4.	1,049 - Alex Cook, UNI.....	2001-05
5.	1,016 - Jennifer Kackza, Wichita State.....	1999-02
6.	1,013 - Jill Martin, Drake.....	2003-08
7.	974 - Carla Bennett, Drake.....	1999-03
8.	965 - Sara Rhine, Drake.....	2015-pres.
9.	953 - Rachael Hackbarth, Drake.....	2008-12
10.	945 - Amy Rakers, Southern Illinois.....	1987-91
11.	938 - Antionette Wells, Wichita State.....	2004-07
12.	929 - Megan Neuvirth, Creighton.....	2006-10
	929 - Shannon Thomas, Indiana State.....	2008-12
14.	916 - Amy Hile, Indiana State.....	1983-87
	916 - Chelsea Brackmann, Bradley.....	2016-pres.

Drake senior Becca Hittner is also climbing her way up the Missouri Valley Conference career three-point field goal list. Hittner has 249 career 3-point field goals entering this week and currently sits 14th on the MVC list.

3-Point Field Goals Made

1.	294 - Dayna Finch, Creighton.....	2001-04
2.	277 - Rishonda Napier, Southern Illinois.....	2014-17
3.	276 - Brittany Schoen, Indiana State.....	2008-12
4.	271 - Kari Koch, Missouri State.....	2002-06
5.	266 - Lindsay Whorton, Drake.....	2004-08
6.	265 - Jenni Lingor, Missouri State.....	2002-05
7.	263 - Kelsey Luna, Indiana State.....	2006-10
8.	262 - Jaleshia Roberson, Missouri State.....	2008-12
9.	261 - Kelsey Woodard, Creighton.....	2007-11
	261 - Jacqui Kalin, UNI.....	2007-10; 2012-13
11.	258 - Melody Howard, Missouri State.....	1991-94
12.	256 - Kourtney Mennen, Indiana State.....	1999-03
13.	250 - Laura Spanheimer, Creighton.....	2002-05
14.	249 - Kylie Giebelhausen, Southern Illinois.....	2014-18
	249 - Becca Hittner, Drake.....	2016-pres.

High Percentage

Drake enters this week ranking 6th nationally in Field Goal Percentage (48.4%). Drake finished 10th in FG% last year, 5th in 2017-18, and 2nd in 2016-17. UConn is the only other school to finish in the top 10 in the last three seasons. The Huskies currently sit 8th nationally.

Missouri State also ranks in the Top 25 in Field Goal % nationally, shooting 44.9% from the field. Drake's Sara Rhine enters the week ranking 4th nationally in field goal percentage (66.3%). The MVC record for FG% in a single season is Tonya Baucom of Missouri State in 1991-92 (65.8%).

The Valley as a whole is shooting 42.2% from the field this season, ranking 4th nationally among NCAA DI Conferences.

Field Goal Percentage (By Conference)

1.	SEC.....	42.9%
2.	Big Ten.....	42.8%
3.	Pac-12.....	42.6%
4.	Missouri Valley.....	42.2%
5.	Big 12.....	42.0%

Solid from Deep

Missouri State enters this week ranking 8th nationally in Three-Point FG Percentage (37.9%).

The Valley as a whole is shooting 32.7% from behind the arc this season, ranking 6th nationally among NCAA DI Conferences.

Three-Point FG Percentage (By Conference)

1.	Big Ten.....	33.5%
2.	Pac-12.....	33.1%
3.	SEC.....	33.0%
4.	Big East.....	32.9%
5.	WCC.....	32.8%
6.	Missouri Valley.....	32.7%

Sharing the Rock

Drake enters the week averaging 21.9 assists per game, which is second nationally behind Baylor. Drake is the only team in the country to rank in the top three of Assists Per Game each of the previous three seasons.

Assists Per Game

1.	Baylor.....	22.7
2.	Drake.....	21.9
3.	Oregon.....	21.1
4.	Marist.....	20.3
5.	Iowa.....	20.1

Sharp Shooters

The Valley has four of the nation's top 20 teams in free-throw percentage this season. Valpo currently leads the league and sits 2nd nationally (79.9%), while Drake sits 7th (78.6%), UNI sits 13th (77.6%) and Missouri State 17th (76.8%).

Valpo's Grace Hales leads The Valley and ranks No. 2 nationally hitting 94.0% of her attempts, while Missouri State's Alexa Willard ranks 5th nationally (90.7%).

The Valley as a whole is shooting 71.7% from the line this season, ranking 4th nationally among NCAA DI Conferences.

Free-Throw Percentage (By Conference)

1.	Mountain West.....	73.2%
2.	Pac-12.....	72.9%
3.	Summit League.....	72.0%
4.	Missouri Valley.....	71.7%
5.	Big East.....	71.6%

Top Freshman

Abby Feit of Evansville is the league's top scoring and top rebounding freshman, as she is averaging 13.8 points and 8.5 rebounds per game.

The last player to lead the MVC as the highest scoring and rebounding freshman was Sara Rhine of Drake in 2015-16 (13.3 ppg, 7.0 rpg)

Below is a look at freshman in MVC women's basketball reaching 400 points, dating back to the 1993-94 season. Feit sits at 360 points entering this week.

Name, School (Freshman Season)	Points
Jackie Stiles, Missouri State (1997-98)	618
Sara Dickey, Evansville (2013-14)	546
Lizzy Wendell, Drake (2013-14)	536
Cartaesha Macklin, Southern Illinois (2011-12)	495
Casey Garrison, Missouri State (2008-09)	476
Kari Koch, Missouri State (2002-03)	456
Sara Rhine, Drake (2015-16)	440
Carla Bennett, Drake (1999-00)	430
Maddy Dean, Drake (2014-15)	423
Kourtney Mennen, Indiana State (1999-00)	418
Jacqui Kalin, UNI (2007-08)	413
Tammi Blackstone, Drake (1996-97)	400

Rise of The Valley

The 2019-20 season has marked one of the highest RPI rankings the Missouri Valley Conference has recorded in its history showcasing how The Valley is becoming one of the best mid-major leagues in the country. The league posted a top-15 RPI for the first time since 2012-13 during the 2018-19 season and has increased to 8th this year.

Year	MVC RPI	Top 100 RPI Teams
2019-20	8	6
2018-19	14	3
2017-18	24	2
2016-17	17	2
2015-16	21	2
2014-15	21	1
2013-14	19	1

Top Five Finishes

UNI is the only Valley team to have finished in the top-five of the league standings for the past 10 seasons. The Panthers won the MVC in 2010-11 (17-1) and 2015-16 (15-3), finished in second place once (2016-17, 15-3), finished in third place three times (2013-14, 13-5; 2017-18, 13-5; 2018-19, 12-6), had two fourth-place finishes (2014-15, 12-6; 2012-13, 10-8) and two fifth-place finishes (2011-12, 9-9; 2009-10, 10-8).

Top-Five MVC Finishes, Last 10 Seasons

UNI - 10 (2010, 2011, 2012, 2013, 2014, 2015, 2016, 2017, 2018, 2019)
 MSU - 8 (2010, 2011, 2012, 2015, 2016, 2017, 2018, 2019)
 Drake - 7 (2012, 2014, 2015, 2016, 2017, 2018, 2019)
 Illinois State - 5 (2010, 2011, 2012, 2013, 2019)
 Southern Illinois - 4 (2015, 2016, 2017, 2018)
 Indiana State - 3 (2013, 2014, 2018)
 Bradley - 2 (2010, 2019)
 Loyola - 1 (2016)
 Evansville - 1 (2014)

Well Rounded

Illinois State's TeTe Maggett enters the week averaging 15.5 points, 6.3 rebounds and 4.0 assists per game.

Since 1992-93, only two Valley players have ended a season averaging 15.5 ppg, 6.0 rpg and 4.0 apg. Missouri State's Jenni Lingor did during the 2005 season (won Jackie Stiles Player of the Year) and MSU's Casey Garrison did during the 2010 season (won Jackie Stiles Player of the Year).

Player	Year	PPG	RPG	APG
Jenni Lingor, MSU	04-05	20.0	6.3	4.5
Casey Garrison, MSU	09-10	19.9	7.3	5.1

Streaks in League Play

Below is a look at the longest winning streaks against an MVC opponent:

Longest Winning Streaks vs. MVC Opponent

- 27 - Southern Illinois over Bradley (1983-95)
- 25 - Missouri State over UNI (1989-90)
- 21 - Illinois State over UNI (1984-94)*
- 20 - UNI over Wichita State (2000-09)
- 20 - Drake over Southern Illinois (1997-05)
- 19 - Drake over Bradley (1996-04)
- 19 - Missouri State over Southern Illinois (1997-06)
- 19 - Missouri State over Wichita State (1988-97)
- 17 - Drake over UNI (1987-95)
- 17 - Southern Illinois over UNI (1984-92)
- 16 - UNI over Bradley (2012-20)
- 16 - Missouri State over Bradley (1992-97)
- 15 - Illinois State over Bradley (2006-13)
- 15 - Drake over Illinois State (2014-present)

*ILS won 22-straight in the series

Longest Current Winning Streaks vs. MVC Opponent

- 15 - Drake over Illinois State (2014-present)
- 14 - Missouri State over Indiana State (2015-present)
- 13 - Missouri State over Loyola (2014-present)
- 13 - UNI over Evansville (2015-present)
- 12 - Drake over Loyola (2014-present)

ESPN Bracketology

The latest ESPN.com women's basketball bracketology from Charlie Creme (Feb. 25) has two MVC teams in the field of 64. Missouri State remains a No. 5 seed playing DePaul in Chicago, while Drake is a No. 8 seed playing Marquette in Waco. Bradley sits as one of the "First Four Out" this week. The MVC is one of nine leagues receiving multiple bids.

Poll Position

Missouri State remained in this week's AP Top 25 Poll, coming in at No. 21 this week, moving up two spots.

The Lady Bears continue to appear in the latest USA Today Coaches Top 25 poll, sitting at No. 17 this week.

Mid-Major Top-25 Poll

Bradley, Drake and Missouri State all appear in the latest CollegeInsider.com Mid-Major Top 25 (Feb. 18). The Lady Bears sit fifth in the poll, while Drake sits 10th and Bradley 15th. UNI and Southern Illinois are also receiving votes.

1,000 Point Club

The Valley has nine active players in the 1,000 point club.

Sara Rhine sits fourth on the NCAA career scoring chart, while Hittner sits seventh. Rhine and Hittner are the second highest teammate career scoring tandem in the country behind Oregon's Sabrina Ionescu and Ruthie Hebard.

Current MVC Players in 1,000 Point Club

- 2,139 - Sara Rhine, Drake
- 2,060 - Becca Hittner, Drake
- 1,463 - Alexa Willard, Missouri State
- 1,363 - Nicole Martin, Southern Illinois
- 1,139 - Makenzie Silvey, Southern Illinois
- 1,102 - Gabi Haack, Bradley
- 1,091 - Abby O'Connor, Loyola Chicago
- 1,078 - Grace Hales, Valparaiso
- 1,065 - Chelsea Brackmann, Bradley

Power Five Wins

The MVC secured nine wins over Power Five programs during the non-conference schedule. The Valley went 9-12 vs. Power Five teams, tripling last season's win total of three. The Valley has a winning record against the Big 12 (3-2) and SEC (3-1) and sits 3-7 vs. the Big Ten and 0-2 vs. the Pac-12. The average margin of victory in the nine wins was 8.7 points per game. Missouri State and UNI each had three, Drake two, and Illinois State one.

MVC's Wins Over Power Five Teams

- Iowa State at Drake, W - 86-81
- Missouri State at Oklahoma, W - 96-90
- Illinois State at Illinois, W - 74-58
- Iowa at UNI, W - 88-66
- Missouri State at Minnesota, W - 77-69
- UNI at Missouri, W - 78-73
- Drake vs. Auburn, W - 83-82
- Missouri at Missouri State, W - 79-72
- UNI at Iowa State, W - 71-63

New Non-Con Record

Valley women's basketball reached 73 wins in non-conference play. Only five times previously since the 1992-93 season has the MVC claimed 60+ non-league wins in a season. This year's 73 wins sets a new league record for most non-con wins, surpassing 66 wins in 2009-10. This season marks the second-best non-conference win percentage in league history, trailing only the 1994-95 season.

MVC Top Non-Conference Records (by Winning %)

1. 1994-95 54-28 (.659)
2. **2019-20 73-40 (.646)**
3. 1998-99 55-31 (.640)
4. 2009-10 66-38 (.635)
5. 1993-94 62-37 (.626)

Against the Field

The MVC held a winning record against 15 leagues in non-conference play, including the American (2-1), America East (2-0), A10 (3-2), Big 12 (3-2), Big Sky (1-0), Horizon (6-2), Ivy (1-0), MAC (8-2), Mountain West (1-0), Ohio Valley (11-9), SEC (3-1), Southland (1-0), Summit (10-4), SWAC (2-0) and WAC (5-0). The MVC held a .500 mark against Conference USA (1-1) and the West Coast (2-2). The MVC had a losing record vs. the Atlantic Sun (0-1), Big East (1-3), Big Ten (3-7), Big West (0-1) and Pac-12 (0-2).

Senior CLASS Award

Bradley's Chelsea Brackmann has been named one of 10 finalists for the Senior CLASS Award. To be eligible for the award, a student-athlete must be classified as an NCAA Division I senior and have notable achievements in four areas of excellence: community, classroom, character and competition. Brackmann is the fourth Bradley Women's Basketball player selected as a Senior CLASS Award candidate, joining Michelle Young (2013-14), Jenny Van Kirk (2009-10) and Kelly Krumwiede (2008-09) and is the lone candidate from the MVC this season.

Nationwide fan voting begins immediately to help select the winner, and fans are encouraged to submit votes online at the Senior CLASS Award website through March 23. Fan votes will be combined with those of the media and Division I head coaches to determine the winners. The Senior CLASS Award recipients will be announced during the 2020 NCAA Women's Final Four®.

Rhine Finalist for McClain Award

The Naismith Memorial Basketball Hall of Fame and the WBCA announced that Drake senior Sara Rhine is one of 10 finalists for the 2020 Katrina McClain Award. This is the second-straight season, Rhine has been selected a finalist for the award. Named after the two-time All-American and 1987 National Player of the Year, the annual award in its third year recognizes the top power forwards in women's NCAA Division I college basketball. This list will be narrowed down to five finalists sometime in early/mid-March. The winner of the McClain award will be presented at the ESPN College Basketball Awards Show live from The Novo by Microsoft in Los Angeles, Calif. on Friday, April 10th.

Player	School
Cate Reese	Arizona
Lauren Cox	Baylor
Sara Rhine	Drake
Kiah Gilpsie	Florida State
Ayana Mitchell	LSU
Naz Hillmon	Michigan
Ruthie Hebard	Oregon
Bella Alarie	Princeton
Joyner Holmes	Texas
N'dea Jones	Texas A&M

Wade Trophy Watch List

Drake seniors Becca Hittner and Sara Rhine have been selected to the "Wade Watch" midseason list of candidates for the 2020 Wade Trophy presented to the best player in college women's basketball by the WBCA. The WBCA will announce the four finalists for the honor in mid-March. The winner of the 2020 Wade Trophy will be announced April 2 in New Orleans — site of the 2020 WBCA Convention and NCAA Women's Final Four.

Best MVC Records

Since the Gateway became the Missouri Valley Conference in the 1992-93 season, two league teams have gone through MVC play unscathed (Drake in 2016-17 and 2017-18). Four teams (Drake in 2018-19, Wichita State in 2014-15, UNI in 2010-11 and Drake in 1997-98) finished Valley play at 17-1, while another four teams had their best conference finish at 16-2. Missouri State accomplished this feat four times (1995-96, 2000-01, 2003-04 and 2018-19), while Illinois State (2009-10), Indiana State (2005-06) and Southern Illinois (2006-07) also completed a Valley season at 16-2.

Record	Team	Year	MVC Finish	MVC Journey
18-0	DU	2017-18	1st	Champs
18-0	DU	2016-17	1st	Champs
17-1	DU	2018-19	1st	Runner-Up
	DU	1997-98	1st	Champs
17-1	WSU	2014-15	1st	Champs
17-1	UNI	2010-11	1st	Champs
16-2	ILS	2009-10	1st	Runner-Up
16-2	MSU	1995-96	1st	Champs
	MSU	2000-01	1st	Champs
	MSU	2003-04	1st	Champs
	MSU	2018-19	2nd	Champs
16-2	SIU	2006-07	1st	Quarters
16-2	INS	2005-06	1st	Runner-Up

Exclusive Company

Bradley's Lasha Petree hit her 60th three-pointer of the season Thursday at Drake to join an exclusive list. Currently leading the MVC in both three-pointers made (61) and blocked shots (44), Petree is just the third player in MVC history with 60 treys' and at least 40 blocks in a season. She joins SIU's Kylie Giebelhausen and Bradley's Heather Best.

Player	Team	Year	3PT-FG	Blocks
Lasha Petree	Bradley	2019-20	61	44
Kylie Giebelhausen	SIU	2015-16	60	47
Heather Best	Bradley	1998-99	64	42

Hoops In the Heartland

The 2020 Missouri Valley Conference Women's Basketball Tournament will return to the TaxSlayer Center in Moline, Ill., for the fifth-straight season.

Affectionately coined "Hoops in the Heartland," the four-day event (Mar. 12-15) will showcase all 10 Missouri Valley Conference schools as they compete for the Valley's automatic berth into the NCAA Tournament.

The MVC's agreement with Visit Quad Cities will keep the MVC Women's Basketball Championship in TaxSlayer Center through at least 2021.

The 2020 tournament will mark the 13th-consecutive season in its 38-year history that the event will take place at a neutral site.

The Missouri Valley Conference is one of only seven conferences (out of 32 nationally) where the women's basketball tournament is played at a neutral site, separate from the men's championship (AAC, ACC, Big Ten, Big 12, MVC, Pac-12 and SEC are the others).

Coaches Teleconferences

Teleconferences with The Valley head coaches will be conducted twice throughout the season. The conferences begin at 11:45 a.m. (CST). To participate in the conference calls, call (877) 417-8778. Coaches call (877) 417-8756.

Media will be allowed to ask questions directly of the coaches. The session dates for 2019-20 are Tuesday, January 7 and Tuesday, March 10.

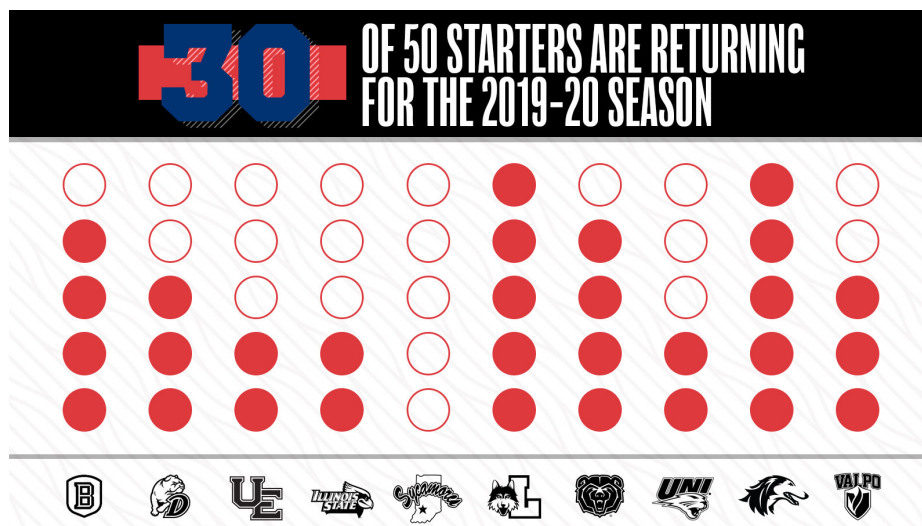
Time	Women's Head Coach, School
11:45 p.m.	Jennie Baranczyk, Drake
11:50 a.m.	Amaka Agugua-Hamilton, Missouri State
11:55 a.m.	Andrea Gorski, Bradley
12:00 p.m.	Kate Achter, Loyola
12:05 p.m.	Mary Evans, Valparaiso
12:10 p.m.	Matt Ruffing, Evansville
12:15 p.m.	Kristen Gillespie, Illinois State
12:20 p.m.	Vicki Hall, Indiana State
12:25 p.m.	Tanya Warren, UNI
12:30 p.m.	Cindy Stein, Southern Illinois

Starters Returning

The Missouri Valley Conference will see 30 of 50 starters return (60%) for the 2019-20 season. The league will return nine of its top 10 in scoring, seven of its top 10 in rebounding and four of its top five in assists. The Valley will also have eight of its 11 All-MVC players return and five of its six honorable mention selections.

Postseason League

The MVC has seen an average of four league teams participate in postseason play in the last 21 seasons, including three teams reaching postseason play in 2018-19. Missouri State reached the Sweet Sixteen for the fourth time in program history, while Drake fell to Missouri in the First Round of the NCAA Tournament. UNI received a bid to the WNIT for the second-straight season. The Valley has earned multiple NCAA Tournament bids in 12 different seasons, including two out of the last three seasons.



WOMEN'S BASKETBALL

2

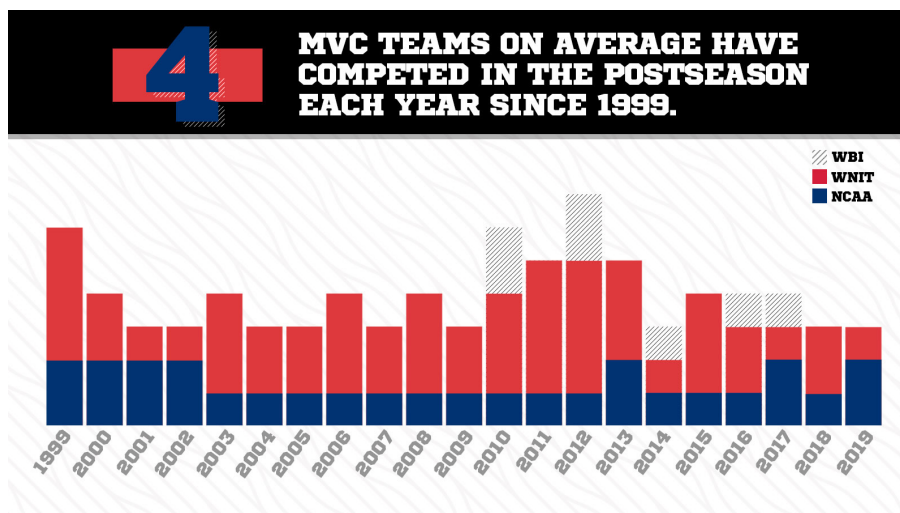
FINAL FOUR
MISSOURI STATE - 1992, 2001

3

ELITE EIGHT
MISSOURI STATE - 1992, 2001
DRAKE - 1982

7

SWEET SIXTEEN
MISSOURI STATE - 1992, 1993, 2001, 2019
DRAKE - 1982, 2002
SOUTHERN ILLINOIS - 1987



#THEVALLEYRUNSDEEP

Missouri Valley Conference vs. Non-Conference Opponents (73-40, .646)

Overall: 73-40 (.646)
Home: 39-9 • **Away:** 28-25 • **Neut:** 6-6 • **Top-25:** 1-4

American Athletic	2-1 (H: 1-1; A: 1-0)
Memphis.....	0-1
at Southern Illinois.....	L, 70-66
Wichita State.....	2-0
at Missouri State.....	W, 68-55
UNI.....	W, 61-50

America East	2-0 (H: 1-0; N: 1-0)
Maine.....	2-0
vs. Drake.....	W, 94-62
Vermont.....	1-0
at Loyola.....	W, 78-76

Atlantic Sun	0-1 (N: 0-1)
Liberty.....	0-1
vs. Bradley.....	L, 75-63

Atlantic-10	3-2 (H: 1-0; A: 0-2; N: 2-0)
George Mason.....	1-0
vs. Bradley.....	W, 61-59
Richmond.....	1-0
vs. Bradley.....	W, 61-57
Saint Louis.....	1-2
Illinois State.....	L, 61-56
at Indiana State.....	L, 55-53
at Southern Illinois.....	W, 61-53

Big 12	3-2 (H: 1-0; A: 2-2)
Iowa State.....	2-0
at Drake.....	W, 86-81
UNI.....	W, 71-63
Kansas.....	0-1
Indiana State.....	L, 84-72
Oklahoma.....	1-1
Drake.....	L, 93-84
Missouri State.....	W, 96-90

Big East	1-3 (H: 1-1; A: 0-2)
Creighton.....	1-1
at Drake.....	W, 63-53
UNI.....	L, 57-54
DePaul.....	0-1
at Loyola.....	L, 83-76
Marquette.....	0-1
Illinois State.....	L, 58-41

Big Ten	3-7 (H: 1-0; A: 2-4; N: 0-3)
Illinois.....	1-1
Evansville.....	L, 59-44
Illinois State.....	W, 74-58
Iowa.....	1-1
Drake.....	L, 79-67
at UNI.....	W, 88-66
Michigan.....	0-1
Bradley.....	L, 77-57
Minnesota.....	1-0
Missouri State.....	W, 77-69
Northwestern.....	0-1
Valparaiso.....	L, 69-48
Ohio State.....	0-2
vs. UNI.....	L, 64-46
vs. Valparaiso.....	L, 89-38
Purdue.....	0-1
vs. Drake.....	L, 67-47

Big Sky	1-0 (N: 1-0)
Eastern Washington.....	1-0
vs. Bradley.....	W, 66-46

Big West	0-1 (N: 0-1)
Cal State Northridge.....	0-1
vs. Indiana State.....	L, 67-59

Conference USA	1-1 (H: 1-1)
Marshall.....	1-1
at Evansville.....	W, 66-62 (OT)
at Indiana State.....	L, 72-60

Horizon	6-2 (H: 2-1; A: 4-1)
Detroit Mercy.....	2-0
Loyola.....	W, 89-60
Valparaiso.....	W, 77-58
IUPUI.....	1-1
at UNI.....	W, 51-50
Southern Illinois.....	L, 81-78
UIC.....	2-0
Indiana State.....	W, 61-40
at Valparaiso.....	W, 63-37
Northern Kentucky.....	0-1
at Indiana State.....	L, 70-68
Oakland.....	1-0
Bradley.....	W, 74-58

Ivy League	1-0 (H: 1-0)
Dartmouth.....	1-0
at Loyola.....	W, 61-40

Mid-American	8-2 (H: 4-1; A: 4-1)
Bowling Green.....	2-0
at Loyola.....	W, 84-76
at Valparaiso.....	W, 95-90 (OT)
Eastern Michigan.....	1-0
Southern Illinois.....	W, 85-54
Northern Illinois.....	3-0
Drake.....	W, 73-49
at Illinois State.....	W, 69-66
Southern Illinois.....	W, 80-61
Miami (OH).....	1-1
at Bradley.....	W, 79-68
Evansville.....	L, 72-64
Toledo.....	1-0
Valparaiso.....	W, 61-54
Western Michigan.....	0-1
at Loyola.....	L, 70-60

Mountain West	1-0 (A: 1-0)
Boise State.....	1-0
Missouri State.....	W, 72-69

Ohio Valley	11-9 (H: 6-3; A: 5-6)
Austin Peay.....	0-2
Evansville.....	L, 80-64
Illinois State.....	L, 77-72 (OT)
Eastern Illinois.....	3-1
at Evansville.....	L, 90-44
Indiana State.....	W, 59-57
Loyola.....	W, 67-51
Valparaiso.....	W, 78-66
Morehead State.....	1-0
at Valparaiso.....	W, 55-53
Murray State.....	1-2
at Evansville.....	L, 61-59
Indiana State.....	L, 70-62
at Southern Illinois.....	W, 76-66
SEMO.....	0-3
Evansville.....	L, 83-60
at Indiana State.....	L, 68-58
Southern Illinois.....	L, 79-65
SIUE.....	3-1
Evansville.....	L, 85-74
at Illinois State.....	W, 74-53
Loyola.....	W, 63-50
Southern Illinois.....	W, 103-67
UT-Martin.....	2-0
at Illinois State.....	W, 70-47
at Southern Illinois.....	W, 70-59
Tennessee Tech.....	1-0
at Southern Illinois.....	W, 76-65

PAC-12	0-2 (A: 0-2)
Colorado.....	0-1
Indiana State.....	L, 59-46
Oregon State.....	0-1
Missouri State.....	L, 80-69

SEC	3-1 (H: 1-0; A: 1-0; N: 1-1)
Alabama.....	0-1
vs. UNI.....	L, 87-77
Auburn.....	1-0
vs. Drake.....	W, 83-82
Missouri.....	2-0
at Missouri State.....	W, 79-72
UNI.....	W, 78-73

Southland	1-0 (H: 1-0)
Texas A&M-CC.....	1-0
at Missouri State.....	W, 79-51

Summit	10-4 (H: 4-0; A: 5-4; N: 1-0)
North Dakota.....	1-1
Illinois State.....	W, 66-58
Valparaiso.....	L, 65-63
North Dakota State.....	3-0
at Bradley.....	W, 70-64
at UNI.....	W, 95-63
Valparaiso.....	W, 66-54
Omaha.....	1-0
UNI.....	W, 81-45

Purdue Fort Wayne.....	0-1
Evansville.....	L, 67-64
South Dakota.....	1-1
Drake.....	L, 102-94 (OT)
Missouri State.....	W, 74-66
South Dakota State.....	1-0
at Drake.....	W, 74-67
Western Illinois.....	4-1
Bradley.....	W, 84-49
at Drake.....	W, 94-75
at Illinois State.....	W, 78-65
Indiana State.....	L, 83-72
vs. Southern Illinois.....	W, 79-65

SWAC	2-0 (H: 2-0)
Jackson State.....	2-0
at Bradley.....	W, 78-69
at Illinois State.....	W, 77-55

West Coast	2-2 (H: 1-0; A: 1-2)
Gonzaga.....	0-1
Missouri State.....	L, 64-52
Pacific.....	0-1
Indiana State.....	L, 83-66
Portland.....	1-0
Loyola.....	W, 78-64 (OT)
Santa Clara.....	1-0
at Missouri State.....	W, 71-64

WAC	5-0 (H: 3-0; A: 2-0)
Chicago State.....	3-0
at Evansville.....	W, 76-42
Loyola.....	W, 98-53
at Valparaiso.....	W, 95-49
UMKC.....	2-0
Loyola.....	W, 72-67 (OT)
at Missouri State.....	W, 83-58

Non-Division I	6-0 (H: 6-0)
Brescia (Ky.).....	1-0
at Evansville.....	W, 77-61
Eureka.....	1-0
at Bradley.....	W, 101-39
Northwest Missouri State.....	1-0
at UNI.....	W, 78-53
Truman State.....	1-0
at Illinois State.....	W, 87-60
Waldorf.....	1-0
at Drake.....	W, 103-18
William Jewell.....	1-0
at Missouri State.....	W, 111-39

AP Top-25	1-4 (H: 0-1; A: 1-3)
#7 Oregon State.....	0-1
Missouri State.....	L, 80-69
#16 DePaul.....	0-1
at Loyola.....	L, 83-76
#17 Gonzaga.....	0-1
Missouri State.....	L, 64-52
#23 Minnesota.....	1-0
Missouri State.....	W, 77-69
#25 Michigan.....	0-1
Bradley.....	L, 77-57

2019 NCAA Teams	7-7 (H: 4-1; A: 3-6)
DePaul.....	0-1
at Loyola.....	L, 83-76
Gonzaga.....	0-1
Missouri State.....	L, 64-52
Iowa.....	1-1
Drake.....	L, 79-67
at UNI.....	W, 88-66
Iowa State.....	2-0
at Drake.....	W, 86-81
UNI.....	W, 71-63
Marquette.....	0-1
Illinois State.....	L, 58-41
Michigan.....	0-1
Bradley.....	L, 77-57
Missouri.....	2-0
at Missouri State.....	W, 79-72
UNI.....	W, 78-73
Oregon State.....	0-1
Missouri State.....	L, 80-69
South Dakota.....	1-1
Drake.....	L, 102-94 (OT)
Missouri State.....	W, 74-66
South Dakota State.....	1-0
at Drake.....	W, 74-67

114
NON-CONFERENCE
OPPONENTS

49
ROAD

50
HOME

15
NEUTRAL

13
GAMES AGAINST
TOURNAMENT TEAMS

8
GAMES AGAINST TEAMS
FINISHING IN TOP 25

7
TOURNAMENTS

18 GAMES AGAINST POWER 5 OPPONENTS
10 BIG
4 XII
3 SEC
1

BRADLEY (19-6, 10-4)

Prairie State Success

Bradley owns a 6-1 record against in-state opponents this season and the Braves are 14-1 in games played in the state of Illinois in 2019-20, thanks in part to a perfect 11-0 home record. In fact, Bradley will be trying to match school season record of 12 home wins this weekend during the final home stand of the year.

The Braves were 12-3 at Renaissance Coliseum last year to match the school record for home wins in a season also reached during the 2008-09 (12-2) and 1981-82 (12-4) campaigns. Since Bradley's last home loss to Missouri State last January, the Braves are 22-2 in regular-season games played in the state of Illinois; with both losses at Southern Illinois.



Home Coming

Sophomore Tatum Koenig has certainly enjoyed playing schools from her home state, with the West Branch, Iowa, following up an 18-point outing at Drake in which she made four three-pointers, by hitting four more treys in Saturday's game at Northern Iowa in a 14-point effort. In four games this season against Drake & UNI, Koenig has averaged 13.8 points per game on 20-of-31 shooting (64.5 percent), while connecting on 13-of-20 (65 percent) three-pointers. In her career, Koenig has averaged 10.4 points, 2.4 assists and 1.6 steals per game, while owning a 1.90 assist-to-turnover ratio against the MVC Iowa schools with four of her eight career double-digit scoring efforts in those outings. She is a combined 30-for-55 (54.5 percent) from the field and 19-of-39 (48.7 percent) from three-point range in her career vs. Drake & Northern Iowa.

Date	Opponent	Location	TV	Time
N8	at Oakland	W, 74-58		1-0
N10	at #25 Michigan	L, 77-57		1-1
N16	Eureka	W, 101-39		2-1
N20	at Western Illinois	W, 84-49		3-1
N23	Miami (OH)	W, 79-68		4-1
Coastal Carolina Tournament				
N29	vs. George Mason	W, 61-59		5-1
D1	vs. Richmond	W, 61-57		6-1
D5	North Dakota St.	W, 70-64		7-1
D10	Jackson State	W, 78-69		8-1
UMKC Tournament				
D20	vs. Liberty	L, 75-63		8-2
D21	vs. Eastern Washington	W, 66-46		9-2
J3	*Evansville	W, 82-51		10-2, 1-0
J5	*Indiana State	W, 91-75		11-2, 2-0
J10	*Illinois State	W, 76-61		12-2, 3-0
J17	*at Loyola	W, 60-47		13-2, 4-0
J19	*at Valparaiso	W, 75-61		14-2, 5-0
J24	*UNI	W, 61-47		15-2, 6-0
J26	*Drake	W, 77-76		16-2, 7-0
J31	*at #21 Missouri State	L, 90-56		16-3, 7-1
F2	*at So. Illinois	L, 64-50		16-4, 7-2
F7	*at Illinois State	W, 66-62		17-4, 8-2
F14	*Valparaiso	W, 90-69		18-4, 9-2
F16	*Loyola	W, 71-50		19-4, 10-2
F20	*at Drake	L, 85-72		19-5, 10-3
F22	*at UNI	L, 64-57		19-6, 10-4

F27	*So. Illinois	Peoria, Ill.	(ESPN+)	7 PM
M1	*#17 Missouri State	Peoria, Ill.	(ESPN+)	2 PM

M5	*at Indiana State	Terre Haute, Ind.	(ESPN+)	6 PM
M7	*at Evansville	Evansville, Ind.	(ESPN+)	1 PM

MVC Tournament

M12-15	Moline, Ill.	ESPN+
--------	--------------	-------

*MVC Games; Times are CST (unless noted) and subject to change

DRAKE (20-7, 12-3)

20 is Nice

Drake tallied its sixth-straight 20-win season with Saturday's win over Illinois State. The impressive streak began in 2014-15. The streak ties the Missouri Valley Conference record for consecutive 20-win seasons with Drake (1996-2001) and Missouri State (1990-96). Overall in program history, Drake has had 24 20-win seasons with 18 coming during the Gateway/MVC eras.



Board Climber

Sara Rhine recorded a pair of double-doubles in Drake's two wins over the week. Rhine has eight this season, which is the second-most in the league and 32 overall in her career which ranks 22nd among active NCAA Division I players. Rhine has pulled down 965 career rebounds and averages an impressive 7.2 rebounds per game. She is vying to become just the sixth-ever Bulldog to pull down 1,000 career rebounds and would be the first since Jill Martin snagged 1,013 from 2003-08.

Seniors Honored

Following Drake's win over Illinois State Saturday at the Knapp Center in the home finale, the senior trio of Becca Hittner, Rhine and Brenni Rose, were honored for their outstanding careers. Together the trio have played in three-straight NCAA Tournaments, won five MVC titles and won 124 games. Also impressive is their teams went 62-9 overall at the Knapp Center and 41-4 in MVC home games.

Date	Opponent	Location	TV	Time
N8	S. Dakota State	W, 74-67		1-0
N10	Iowa State	W, 86-81		2-0
N13	at South Dakota	L, 102-94 (OT)		2-1
N16	Creighton	W, 63-53		3-1
N24	Western Illinois	W, 94-75		4-1
Gulf Coast Showcase				
N29	vs. Purdue	L, 67-47		4-2
N30	vs. Maine	W, 94-62		5-2
D1	vs. Auburn	W, 83-82		6-2
D5	Waldorf	W, 103-18		7-2
D17	at Oklahoma	L, 93-84		7-3
D21	at Iowa	L, 79-67		7-4
D29	at Northern Illinois	W, 73-49		8-4

J3	*UNI	W, 104-87		9-4, 1-0
J10	*at #18 Missouri State	L, 69-67		9-5, 1-1
J12	*at So. Illinois	W, 73-65		10-5, 2-1
J17	*Indiana State	W, 105-65		11-5, 3-1
J19	*Evansville	W, 108-44		12-5, 4-1
J24	*at Illinois State	W, 69-67 (OT)		13-5, 5-1
J26	*at Bradley	L, 77-76		13-6, 5-2
J31	*Valparaiso	W, 87-66		14-6, 6-2

F2	*Loyola	W, 80-52		15-6, 7-2
F7	*So. Illinois	W, 91-76		16-6, 8-2
F9	*#19 Missouri State	L, 89-83		16-7, 8-3
F13	*at Evansville	W, 66-51		17-7, 9-3
F15	*at Indiana State	W, 92-71		18-7, 10-3
F20	*Bradley	W, 85-72		19-7, 11-3
F22	*Illinois State	W, 87-82		20-7, 12-3

F28	*at Loyola	Chicago, Ill.	(ESPN+)	7 PM
-----	------------	---------------	---------	------

M1	*at Valparaiso	Valparaiso, Ind.	(ESPN+)	1 PM
----	----------------	------------------	---------	------

M6	*at UNI	Cedar Falls, Iowa	(ESPN+)	6:30 PM
----	---------	-------------------	---------	---------

MVC Tournament

M12-15	Moline, Ill.	ESPN+
--------	--------------	-------

*MVC Games; Times are CST (unless noted) and subject to change

EVANSVILLE (3-23, 0-15)

Lola Sets Career High

Junior Lola Bracy tied a season-high for the Aces with eight assists against the 18th-ranked Lady Bears. The eight assists were a career high for Bracy and tied Anna Newman's eight assists recorded against SIUE on Nov. 13 for the most by an Ace this season.



Efficient from the Field

Evansville was efficient in its road loss to SIU on Sunday afternoon. The Aces recorded their best shooting performance of the MVC season and fourth-best of the entire season, going 21-45 from the field, a 46.3% field-goal percentage.

Assisting Success

This season, the Aces have found success when assisting at a high rate. On Friday night at Missouri State, Evansville recorded 15 assists, tied for the second-most assists in a game during the conference season.

Date	Opponent	Location	TV	Time
N5	Brescia (Ky.)	W, 77-61		1-0
N10	at SEMO	L, 83-60		1-1
N13	at SIUE	L, 85-74		1-2
N19	Eastern Illinois	L, 90-44		1-3
N21	at Austin Peay	L, 80-64		1-4
N24	Marshall	W, 66-62 (OT)		2-4
D3	Murray State	L, 61-59		2-5
D13	at Purdue Ft. Wayne	L, 67-64		2-6
D15	at Illinois	L, 59-44		2-7
D18	Chicago State	W, 76-42		3-7
D22	at Miami (OH)	L, 72-64		3-8
J3	*at Bradley	L, 82-51		3-9, 0-1
J5	*at Illinois State	L, 81-58		3-10, 0-2
J10	*Loyola	L, 71-61		3-11, 0-3
J12	*Valparaiso	L, 88-66		3-12, 0-4
J17	*at UNI	L, 76-60		3-13, 0-5
J19	*at Drake	L, 108-44		3-14, 0-6
J24	*So. Illinois	L, 70-57		3-15, 0-7
J26	*#22 Missouri State	L, 81-55		3-16, 0-8
J31	*at Indiana State	L, 68-58		3-17, 0-9
F6	*at Valparaiso	L, 72-54		3-18, 0-10
F8	*at Loyola	L, 77-47		3-19, 0-11
F13	*Drake	L, 66-51		3-20, 0-12
F15	*UNI	L, 67-49		3-21, 0-13
F21	*at #18 Missouri State	L, 76-62		3-22, 0-14
F23	*at So. Illinois	L, 99-60		3-23, 0-15
F28	*Indiana State	Evansville, Ind.	(ESPN+)	6 PM
M5	*Illinois State	Evansville, Ind.	(ESPN+)	6 PM
M7	*Bradley	Evansville, Ind.	(ESPN+)	1 PM

MVC Tournament

M12-15 Moline, Ill. ESPN+

*MVC Games; Times are CST (unless noted) and subject to change

ILLINOIS STATE (15-10, 7-7)

Overtime Birds

There have been four games that have gone to overtime this conference season, with Illinois State being involved in three of the four. ISU owns a 2-1 record in overtime games in MVC play, winning at UNI (2/20) and vs. Loyola Chicago (2/14) while falling to Drake (1/24) at home.



Freshman Three Point Record

With her second three-pointer in Thursday's OT win over UNI, Mary Crompton became the new Illinois State freshman three-point field goal record holder, recording her 53rd of the year. The previous record of 52 had been set by ISU legend Kristi Cirone during the 2005-06 season. Crompton, who added six more triples in Saturday's game at Drake, has now tallied 59 three-pointers on the season and is tied for ninth on the program's single-season three-point field goals record list.

Five in Double Figures

Five different Illinois State players finished in double figures in Thursday's OT win over UNI, a feat that hasn't occurred since the 2015-16 season. TeTe Maggett (14 pts), Lexy Koudelka (14 pts), Lexi Wallen (14 pts), Juliann Redmond (13 pts) and Mary Crompton (11 pts) all tallied in double-digit scoring in the victory for the 'Birds. The last game that saw at least five ISU players in double figures was on Feb. 5, 2016, when Illinois State defeated Indiana State, 73-62, at Redbird Arena.

Date	Opponent	Location	TV	Time
N5	Truman State	W, 87-60		1-0
N10	at Marquette	L, 58-41		1-1
N16	at Illinois	W, 74-58		2-1
N20	Northern Illinois	W, 69-66		3-1
N24	at North Dakota	W, 66-58		4-1
N30	UT-Martin	W, 70-47		5-1
D4	Western Illinois	W, 78-65		6-1
D8	at Saint Louis	L, 61-56		6-2
D16	SIUE	W, 74-53		7-2
D19	Jackson State	W, 77-55		8-2
D29	at Austin Peay	L, 77-72 (OT)		8-3
J3	*Indiana State	W, 83-69		9-3, 1-0
J5	*Evansville	W, 81-58		10-3, 2-0
J10	*at Bradley	L, 76-61		10-4, 2-1
J17	*at Valparaiso	W, 72-60		11-4, 3-1
J19	*at Loyola	L, 69-64		11-5, 3-2
J24	*Drake	L, 69-67 (OT)		11-6, 3-3
J26	*UNI	W, 65-57		12-6, 4-3
J31	*at So. Illinois	W, 62-54		13-6, 5-3
F2	*at #21 Missouri State	L, 87-74		13-7, 5-4
F7	*Bradley	L, 66-62		13-8, 5-5
F14	*Loyola	W, 86-85 (2OT)		14-8, 6-5
F16	*Valparaiso	L, 78-70		14-9, 6-6
F20	*at UNI	W, 69-61 (OT)		15-9, 7-6
F22	*at Drake	L, 87-82		15-10, 7-7
F27	*#17 Missouri State	Normal, Ill.	(ESPN+)	7:30 PM
M1	*So. Illinois	Normal, Ill.	(ESPN+)	2 PM
M5	*at Evansville	Evansville, Ind.	(ESPN+)	6 PM
M7	*at Indiana State	Terre Haute, Ind.	(ESPN+)	1 PM

MVC Tournament

M12-15 Moline, Ill. ESPN+

*MVC Games; Times are CST (unless noted) and subject to change

INDIANA STATE (4-23, 2-13)

In-State Rivalry

The Sycamores get set for their in-state rivalry game at Evansville next Friday to try and cushion their advantage over the Purple Aces in the league standings. ISU got the first win of the year, defeating UE 68-58 on Jan. 31 in the Hulman Center. In the historical setting, Indiana State owns a 38-18 advantage, but is only 16-11 in Evansville.



Short Handed Sycamores

Indiana State played without their junior leader, Jamyra McChristine on Sunday against #18 Missouri State. Despite the loss, several Sycamores stepped-up to the challenge, including freshman guard Caitlyn Anderson who tallied a team-high 15 points to go along with two assists and two rebounds. Marie Hunter also helped fill the void, recording 14 points and a team-high four rebounds.

Hitting the Boards

ISU can boast themselves as one of the best offensive rebounding teams in the Missouri Valley Conference. The Trees have pulled down 327 ofensive boards (the second-most in the Valley) in 26 games, giving them an average of 12.2 per-game which is the third-best number in the Valley. Jamyra McChristine leads the blue and white with 6.3 rebounds per game, ninth in the Valley.

Date	Opponent	Location	TV	Time
N7	at Kansas	L, 84-72		0-1
N10	at Eastern Illinois	W, 59-57		1-1
N14	at Western Illinois	L, 83-72		1-2
N19	at UIC	W, 61-40		2-2
N26	at Colorado	L, 59-46		2-3
Pacific Tournament				
N29	at Pacific	L, 83-66		2-4
N30	vs. CSUN	L, 67-59		2-5
D3	Marshall	L, 72-60		2-6
D7	at Murray State	L, 70-62		2-7
D16	Northern Kentucky	L, 70-68		2-8
D21	SEMO	L, 68-58		2-9
D30	Saint Louis	L, 55-53		2-10
J3	*at Illinois State	L, 83-69		2-11, 0-1
J5	*at Bradley	L, 91-75		2-12, 0-2
J10	*Valparaiso	L, 75-56		2-13, 0-3
J12	*Loyola	L, 58-51		2-14, 0-4
J17	*at Drake	L, 105-65		2-15, 0-5
J19	*at UNI	L, 73-43		2-16, 0-6
J24	*#22 Missouri State	L, 76-55		2-17, 0-7
J26	*So. Illinois	L, 78-55		2-18, 0-8
J31	*Evansville	W, 68-58		3-18, 1-8
F6	*at Loyola	L, 65-55		3-19, 1-9
F8	*at Valparaiso	L, 61-45		3-20, 1-10
F13	*UNI	W, 65-63		4-20, 2-10
F15	*Drake	L, 92-71		4-21, 2-11
F21	*at So. Illinois	L, 60-42		4-22, 2-12
F23	*at #18 Missouri State	L, 82-58		4-23, 2-13
F28	*at Evansville	Evansville, Ind.	(ESPN+)	6 PM
M5	*Bradley	Terre Haute, Ind.	(ESPN+)	6 PM
M7	*Illinois State	Terre Haute, Ind.	(ESPN+)	1 PM

MVC Tournament

M12-15 Moline, Ill. ESPN+

*MVC Games; Times are CST (unless noted) and subject to change

LOYOLA (15-10, 6-8)

Costly Mistakes

In last Saturday's 70-57 loss to Valparaiso, Loyola committed an uncharacteristic 31 turnovers, its most in a game this season. The Crusaders cashed in on the offensive end, turning those Rambler miscues into 38 points.



Streak Breaker

Despite battling its own struggles on the offensive end on Saturday, Loyola held Valparaiso to just 37.5 percent (18-of-48) shooting from the field. Prior to Saturday, the Maroon & Gold held an unblemished 11-0 record when holding opponents under 40 percent accuracy.

Senior Moment

After battling Drake on Friday night, Loyola will welcome UNI to Gentile Arena on Sunday afternoon to close out its 2019-20 home slate. Prior to tip-off, senior guard Tiara Wallace will be honored for her contributions to the program. During her time in Rogers Park, Wallace has started in 93 of her 114 appearances, and currently ranks in Loyola's all-time top 10 in both assists (7th; 373) and steals (10th; 173).

Date	Opponent	Location	TV	Time
N5	at Detroit Mercy	W, 89-60		1-0
N8	Vermont	W, 78-76		2-0
N13	at Eastern Illinois	W, 67-51		3-0
N19	at Chicago State	W, 98-53		4-0
N22	at Kansas City	W, 72-67 (2OT)		5-0
D1	at Portland	W, 78-64 (OT)		6-0
D4	Dartmouth	W, 61-40		7-0
D8	at SIUE	W, 63-50		8-0
D16	Bowling Green	W, 84-76		9-0
D20	#16 DePaul	L, 83-76		9-1
D30	Western Michigan	L, 70-60		9-2
J3	*#17 Missouri State	L, 74-72 (OT)		9-3, 0-1
J5	*So. Illinois	W, 51-49		10-3, 1-1
J10	*at Evansville	W, 71-61		11-3, 2-1
J12	*at Indiana State	W, 58-51		12-3, 3-1
J17	*Bradley	L, 60-47		12-4, 3-2
J19	*Illinois State	W, 69-64		13-4, 4-2
J24	*at Valparaiso	L, 66-64		13-5, 4-3
J31	*at UNI	L, 70-50		13-6, 4-4
F2	*at Drake	L, 80-52		13-7, 4-5
F6	*Indiana State	W, 65-55		14-7, 5-5
F8	*Evansville	W, 77-47		15-7, 6-5
F14	*at Illinois State	L, 86-85 (2OT)		15-8, 6-6
F16	*at Bradley	L, 71-50		15-9, 6-7
F22	*Valparaiso	L, 70-57		15-10, 6-8

F28	*Drake	Chicago, Ill.	(ESPN+)	7 PM
M1	*UNI	Chicago, Ill.	(ESPN+)	1 PM

M5	*at So. Illinois	Carbondale, Ill.	(ESPN3)	6 PM
M7	*at Missouri State	Springfield, Mo.	(ESPN+)	2 PM

MVC Tournament

M12-15 Moline, Ill. ESPN+

*MVC Games; Times are CST (unless noted) and subject to change

#17/21 MISSOURI STATE (23-3, 13-1)

Poll Streak

With a No. 17 ranking in the Feb. 25 USA Today Coaches Poll, the Lady Bears have now been ranked 15 consecutive weeks by those voters, the second-longest poll streak in school history. The 2000-01 team was ranked in all 19 coaches polls that season.



JQH Record

The Lady Bears improved to 13-0 at home with two weekend wins, establishing a new record for consecutive wins at JQH Arena at 13. The previous long streak of 11 wins occurred during the 2011-12 season. This season at The Q, Missouri State is winning by an average score of 81.8-59.9 and owns a plus-13 rebound margin while winning on the glass in all 13 games.

Blocking Bears

Missouri State has blocked 121 shots on the year, already ranking third on the school's single-season list. That success is in large part to three players on the roster who rank among MSU's top 13 career shot blockers, including Jasmine Franklin (6th - 75), Emily Gartner (12th - 65) and Shameka Ealy (13th - 64). The top 10 threshold is 67 stuffs, meaning that MSU could have three of the top-10 shot blockers in school history on the roster by season's end.

Date	Opponent	Location	TV	Time
N5	at #23 Minnesota	W, 77-69		1-0
Preseason WNIT				
N8	Texas A&M-CC	W, 79-51		2-0
N10	at Boise State	W, 72-69		3-0
N14	at Oklahoma	W, 96-90		4-0
N17	at #7 Oregon State	L, 80-69		4-1
N22	Santa Clara	W, 71-64		5-1
N25	at South Dakota	W, 74-66		6-1
D1	Kansas City	W, 83-58		7-1
D4	Wichita State	W, 68-55		8-1
D15	Missouri	W, 79-72		9-1
D20	at #17 Gonzaga	L, 64-52		9-2
D31	William Jewel	W, 111-39		10-2
J3	*at Loyola	W, 74-72 (OT)		11-2, 1-0
J5	*at Valparaiso	W, 81-68		12-2, 2-0
J10	*Drake	W, 69-67		13-2, 3-0
J12	*UNI	W, 80-66		14-2, 4-0
J17	*at So. Illinois	L, 70-68		14-3, 4-1
J24	*at Indiana State	W, 76-55		15-3, 5-1
J26	*at Evansville	W, 81-55		16-3, 6-1
J31	*Bradley	W, 90-56		17-3, 7-1
F2	*Illinois State	W, 87-74		18-3, 8-1
F7	*at UNI	W, 66-55		19-3, 9-1
F9	*at Drake	W, 89-83		20-3, 10-1
F15	*So. Illinois	W, 88-57		21-3, 11-1
F21	*Evansville	W, 76-62		22-3, 12-1
F23	*Indiana State	W, 82-58		23-3, 13-1

F27	*at Illinois State	Normal, Ill.	(ESPN+)	7:30 PM
M1	*at Bradley	Peoria, Ill.	(ESPN+)	2 PM

M5	*Valparaiso	Springfield, Mo.	(ESPN+)	7 PM
M7	*Loyola	Springfield, Mo.	(ESPN+)	2 PM

MVC Tournament

M12-15	Moline, Ill.	ESPN+
--------	--------------	-------

*MVC Games; Times are CST (unless noted) and subject to change

UNI (16-10, 8-7)

Looking for +.500

One more league win this season would give the Panthers their 12th consecutive year at .500 or better in Missouri Valley Conference action. UNI's current run of 11 seasons in a row is already the league's longest active streak among all women's and men's basketball programs.



First Career Start

Kam Finley made her first collegiate start in Saturday's 64-57 comeback victory against Bradley. Finley, the ninth different person to start for the Panthers this year, notched a career-high two blocks along with eight points during the contest.

Great at the Line

Abby Gerrits ranks second in program history with a career free throw percentage of 86.2% including an 18-of-20 clip in her senior season. Gerrits only trails Missouri Valley Conference record holder Jacqui Kalin (92.0%) on UNI's all-time list.

Date	Opponent	Location	TV	Time
N6	N. Dakota State	W, 95-63		1-0
N9	at Wichita State	W, 61-50		2-0
N13	at Missouri	W, 78-73		3-0
N17	Iowa	W, 88-66		4-0
N24	NW Missouri St.	W, 78-53		5-0
South Point Shootout				
N29	vs. Alabama	L, 87-77		5-1
N30	vs. Ohio State	L, 64-46		5-2
D8	at Creighton	L, 57-54		5-3
D10	at Omaha	W, 81-45		6-3
D15	IUPUI	W, 51-50		7-3
D22	at Iowa State	W, 71-63		8-3
J3	*at Drake	L, 104-87		8-4, 0-1
J10	*at So. Illinois	W, 60-57		9-4, 1-1
J12	*at #18 Missouri State	L, 80-66		9-5, 1-2
J17	*Evansville	W, 76-60		10-5, 2-2
J19	*Indiana State	W, 73-43		11-5, 3-2
J24	*at Bradley	L, 61-47		11-6, 3-3
J26	*at Illinois State	L, 65-57		11-7, 3-4
J31	*Loyola	W, 70-50		12-7, 4-4
F2	*Valparaiso	W, 77-70		13-7, 5-4
F7	*#19 Missouri State	L, 66-55		13-8, 5-5
F9	*So. Illinois	W, 71-66 (OT)		14-8, 6-5
F13	*at Indiana State	L, 65-63		14-9, 6-6
F15	*at Evansville	W, 67-49		15-9, 7-6
F20	*Illinois State	L, 69-61 (OT)		15-10, 7-7
F22	*Bradley	W, 64-57		16-10, 8-7

F28	*at Valparaiso	Valparaiso, Ind.	(ESPN+)	6 PM
M1	*at Loyola	Chicago, Ill.	(ESPN+)	1 PM
M6	*Drake	Cedar Falls, Iowa	(ESPN+)	6:30 PM

MVC Tournament

M12-15	Moline, Ill.	ESPN+
--------	--------------	-------

*MVC Games; Times are CST (unless noted) and subject to change

SOUTHERN ILLINOIS (15-10, 7-7)

Most Points in a Half

Southern scored an impressive 60 points on 65.7% (23-of-35) in the first half of its win over Evansville on Sunday. SIU's 60 point outburst was the second-most points scored in a half in school history and the most in a single half since 1981.



Margin of Victory

The Salukis defeated the Evansville Aces, 99-60 Sunday inside Banterra Center. Southern's +39 point margin of victory was its largest against a conference foe since 1991. SIU's 99 points in the win were the seventh-most points in a game in program history. Five of the top-seven single-game scoring marks in SIU history have come under seventh-year head coach Cindy Stein.

10+ Steals

The Salukis forced 20 turnovers and came away with 10 steals in their 99-60 win over Evansville on Sunday. It marked the sixth-straight game in which Southern has finished with double-digit steals. The six-game streak is tied with the 1994-95 team for the longest in a single-season during the NCAA era in program history.

Date	Opponent	Location	TV	Time
N8	at SIUE	W, 103-67		1-0
N12	at IUPUI	L, 81-78		1-1
N16	Tennessee Tech	W, 76-65		2-1
N20	Memphis	L, 70-66		2-2
N23	at E. Michigan	W, 85-54		3-2
N27	Saint Louis	W, 61-53		4-2

D3	UT-Martin	W, 70-59		5-2
D7	at SEMO	L, 79-65		5-3
D15	Murray State	W, 76-66		6-3

Compass Challenge

D19	vs. Western Illinois	W, 79-65		7-3
D20	at Northern Illinois	W, 80-61		8-3

J3	*at Valparaiso	W, 67-51		9-3, 1-0
J5	*at Loyola	L, 51-49		9-4, 1-1
J10	*UNI	L, 60-57		9-5, 1-2
J12	*Drake	L, 73-65		9-6, 1-3
J17	*#17 Missouri St.	W, 70-68		10-6, 2-3
J24	*at Evansville	W, 70-57		11-6, 3-3
J26	*at Indiana State	W, 78-55		12-6, 4-3
J31	*Illinois State	L, 62-54		12-7, 4-4

F2	*Bradley	W, 64-50		13-7, 5-4
F7	*at Drake	L, 91-76		13-8, 5-5
F9	*at UNI	L, 71-66 (OT)		13-9, 5-6
F15	*at #17 Missouri State	L, 88-57		13-10, 5-7
F21	*Indiana State	W, 60-42		14-10, 6-7
F23	*Evansville	W, 99-60		15-10, 7-7

F27	*at Bradley	Peoria, Ill.	(ESPN+)	7 PM
M1	*at Illinois State	Normal, Ill.	(ESPN+)	2 PM

M5	*Loyola	Carbondale, Ill.	(ESPN+)	6 PM
M7	*Valparaiso	Carbondale, Ill.	(ESPN+)	2 PM

MVC Tournament

M12-15	Moline, Ill.	ESPN+
--------	--------------	-------

*MVC Games; Times are CST (unless noted) and subject to change

VALPARAISO (15-10, 7-7)

Comeback Kids

Saturday's win at Loyola saw Valpo overcome an 11-point deficit in the 13-point win over the Ramblers. It was the fourth win of the season for Valpo after trailing by double figures at any point in the game, including both victories over Loyola. On the flip side, Valpo has not lost a game this year when leading by double digits at any point.



Forcing Turnovers

Valpo forced 31 Loyola turnovers in Saturday's win, matching the 31 it forced earlier this season in the home win over Indiana State - the 31 miscues match the most by a Valpo opponent since St. Francis (Ind.) committed 33 turnovers in November of 2003. Wright State also committed 31 turnovers in a January 2009 matchup. Valpo notched a season-best 38 points off turnovers and held a whopping 38-4 edge in the category over the Ramblers.

Winning Away from Home

The win over the Ramblers improved Valpo to 8-5 in true road games this year, the most road wins since the 2006-07 squad captured eight true road victories. It also secured a record above .500 in true road games this season.

Date	Opponent	Location	TV	Time
N10	vs. Ohio State	L, 89-38		0-1
N15	at N. Dakota St.	W, 66-54		1-1
N17	at North Dakota	L, 65-63		1-2
N21	at Northwestern	L, 69-48		1-3
N24	Bowling Green	W, 95-90 (OT)		2-3
N27	at Toledo	W, 61-54		3-3

D5	at Detroit	W, 77-58		4-3
D15	UIC	W, 63-37		5-3
D17	Morehead State	W, 55-53		6-3
D28	Chicago State	W, 95-49		7-3
D30	at Eastern Illinois	W, 78-66		8-3

J3	*So. Illinois	L, 67-51		8-4, 0-1
J5	*Missouri State	L, 81-68		8-5, 0-2
J10	*at Indiana State	W, 75-56		9-5, 1-2
J12	*at Evansville	W, 88-66		10-5, 2-2
J17	*Illinois State	L, 72-60		10-6, 2-3
J19	*Bradley	L, 75-61		10-7, 2-4
J24	*Loyola	W, 66-64		11-7, 3-4
J31	*at Drake	L, 87-66		11-8, 3-5

F2	*at UNI	L, 77-70		11-9, 3-6
F6	*Evansville	W, 72-54		12-9, 4-6
F8	*Indiana State	W, 61-45		13-9, 5-6
F14	*at Bradley	L, 90-69		13-10, 5-7
F16	*at Illinois State	W, 78-70		14-10, 6-7
F22	*at Loyola	W, 70-57		15-10, 7-7

F28	*UNI	Valparaiso, Ind.	(ESPN+)	6 PM
M1	*Drake	Valparaiso, Ind.	(ESPN+)	1 PM

M5	*at Missouri State	Springfield, Mo.	(ESPN+)	7 PM
M7	*at So. Illinois	Carbondale, Ill.	(ESPN+)	2 PM

MVC Tournament

M12-15	Moline, Ill.	ESPN+
--------	--------------	-------

*MVC Games; Times are CST (unless noted) and subject to change



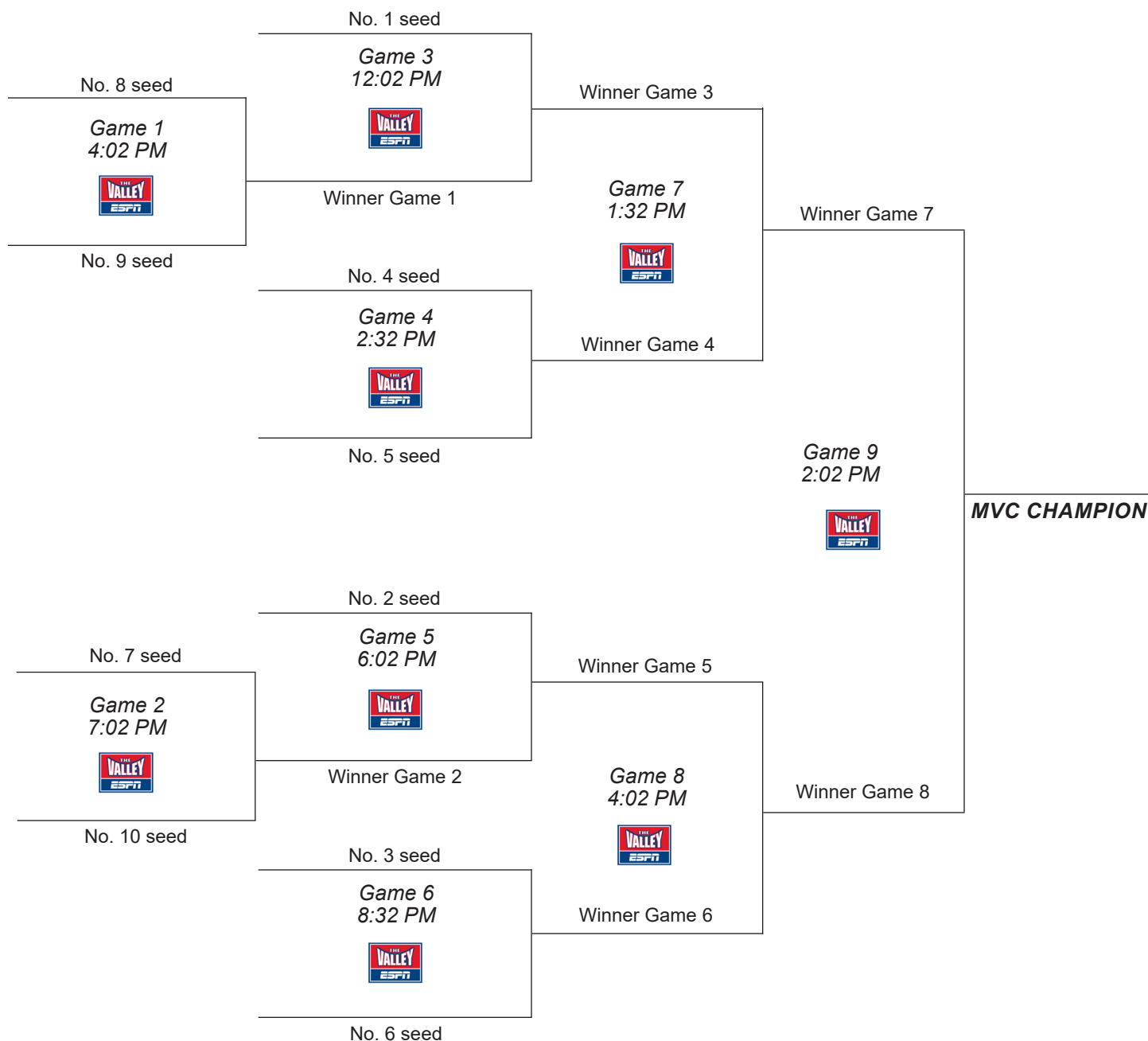
Missouri Valley Conference Women's Basketball Tournament Moline, Ill. • March 12-15, 2020 TaxSlayer Center

Thursday, March 12

Friday, March 13

Saturday, March 14

Sunday, March 15



#THEVALLEYRUNSDEEP



CONFERENCE BASKETBALL STATISTICS

Through games of Feb 25, 2020 (All games)



SCORING OFFENSE	G	W-L	Pts	Avg/G
1. Drake	27	20-7	2235	82.8
2. Missouri State	26	23-3	2038	78.4
3. Bradley	25	19-6	1778	71.1
4. Southern Illinois	25	15-10	1771	70.8
5. Illinois State	25	15-10	1762	70.5
6. Northern Iowa	26	16-10	1774	68.2
7. Valparaiso	25	15-10	1694	67.8
8. Loyola Chicago	25	15-10	1694	67.8
9. Indiana State	27	4-23	1609	59.6
10. Evansville	26	3-23	1525	58.7

SCORING DEFENSE	G	Pts	Avg/G
1. Bradley	25	1563	62.5
2. Northern Iowa	26	1633	62.8
3. Loyola Chicago	25	1594	63.8
4. Southern Illinois	25	1599	64.0
5. Missouri State	26	1675	64.4
6. Illinois State	25	1634	65.4
7. Valparaiso	25	1645	65.8
8. Drake	27	1861	68.9
9. Indiana State	27	1928	71.4
10. Evansville	26	1944	74.8

SCORING MARGIN	G	Offense	Defense	Margin
1. Missouri State	26	78.4	64.4	+14.0
2. Drake	27	82.8	68.9	+13.9
3. Bradley	25	71.1	62.5	+8.6
4. Southern Illinois	25	70.8	64.0	+6.9
5. Northern Iowa	26	68.2	62.8	+5.4
6. Illinois State	25	70.5	65.4	+5.1
7. Loyola Chicago	25	67.8	63.8	+4.0
8. Valparaiso	25	67.8	65.8	+2.0
9. Indiana State	27	59.6	71.4	-11.8
10. Evansville	26	58.7	74.8	-16.1

FREE THROW PCT	G	FTM	FTA	Pct.
1. Valparaiso	25	369	462	.799
2. Drake	27	405	515	.786
3. Northern Iowa	26	357	460	.776
4. Missouri State	26	433	564	.768
5. Bradley	25	347	472	.735
6. Illinois State	25	330	456	.724
7. Loyola Chicago	25	291	423	.688
8. Evansville	26	250	390	.641
9. Southern Illinois	25	296	473	.626
10. Indiana State	27	315	515	.612

FIELD GOAL PERCENTAGE	G	FGM	FGA	Pct.
1. Drake	27	803	1660	.484
2. Missouri State	26	724	1614	.449
3. Southern Illinois	25	657	1493	.440
4. Illinois State	25	640	1475	.434
5. Bradley	25	622	1465	.425
6. Loyola Chicago	25	629	1508	.417
7. Valparaiso	25	554	1343	.413
8. Northern Iowa	26	601	1521	.395
9. Indiana State	27	589	1540	.382
10. Evansville	26	549	1459	.376

FIELD GOAL PCT DEFENSE	G	FGM	FGA	Pct.
1. Bradley	25	561	1551	.362
2. Northern Iowa	26	598	1539	.389
3. Drake	27	666	1704	.391
4. Illinois State	25	591	1473	.401
5. Loyola Chicago	25	594	1472	.404
6. Valparaiso	25	564	1392	.405
7. Missouri State	26	606	1490	.407
8. Evansville	26	692	1652	.419
9. Southern Illinois	25	565	1345	.420
10. Indiana State	27	666	1521	.438

3-POINT FG PCT	G	3FGM	3FGA	Pct.
1. Missouri State	26	157	414	.379
2. Bradley	25	187	540	.346
3. Drake	27	224	650	.345
4. Southern Illinois	25	161	472	.341
5. Valparaiso	25	217	644	.337
6. Illinois State	25	152	452	.336
7. Loyola Chicago	25	145	452	.321
8. Northern Iowa	26	215	688	.313
9. Evansville	26	177	621	.285
10. Indiana State	27	116	420	.276

3-POINT FG PCT DEFENSE	G	3FGM	3FGA	Pct.
1. Bradley	25	147	527	.279
2. Valparaiso	25	146	512	.285
3. Illinois State	25	161	532	.303
4. Loyola Chicago	25	159	519	.306
5. Northern Iowa	26	138	435	.317
6. Drake	27	220	667	.330
7. Indiana State	27	166	503	.330
8. Evansville	26	226	670	.337
9. Southern Illinois	25	120	354	.339
10. Missouri State	26	174	489	.356

REBOUNDING OFFENSE	G	Rebounds	Avg/G
1. Loyola Chicago	25	1021	40.8
2. Missouri State	26	1050	40.4
3. Bradley	25	1007	40.3
4. Drake	27	1086	40.2
5. Northern Iowa	26	1014	39.0
6. Illinois State	25	965	38.6
7. Indiana State	27	953	35.3
8. Southern Illinois	25	879	35.2
9. Evansville	26	868	33.4
10. Valparaiso	25	738	29.5

REBOUNDING DEFENSE	G	Rebounds	Avg/G
1. Missouri State	26	795	30.6
2. Drake	27	844	31.3
3. Loyola Chicago	25	833	33.3
4. Illinois State	25	857	34.3
5. Southern Illinois	25	871	34.8
6. Northern Iowa	26	942	36.2
7. Bradley	25	928	37.1
8. Indiana State	27	1024	37.9
9. Valparaiso	25	958	38.3
10. Evansville	26	1135	43.7



CONFERENCE BASKETBALL STATISTICS

Through games of Feb 25, 2020 (All games)



REBOUNDING MARGIN	G	Team	Avg.	Opp.	Avg.	Margin
1. Missouri State	26	1050	40.4	795	30.6	+9.8
2. Drake	27	1086	40.2	844	31.3	+9.0
3. Loyola Chicago	25	1021	40.8	833	33.3	+7.5
4. Illinois State	25	965	38.6	857	34.3	+4.3
5. Bradley	25	1007	40.3	928	37.1	+3.2
6. Northern Iowa	26	1014	39.0	942	36.2	+2.8
7. Southern Illinois	25	879	35.2	871	34.8	+0.3
8. Indiana State	27	953	35.3	1024	37.9	-2.6
9. Valparaiso	25	738	29.5	958	38.3	-8.8
10. Evansville	26	868	33.4	1135	43.7	-10.3

ASSISTS	G	No.	Avg/G
1. Drake	27	592	21.9
2. Southern Illinois	25	398	15.9
3. Missouri State	26	397	15.3
4. Loyola Chicago	25	355	14.2
5. Bradley	25	350	14.0
6. Valparaiso	25	332	13.3
7. Illinois State	25	326	13.0
8. Northern Iowa	26	327	12.6
9. Evansville	26	319	12.3
10. Indiana State	27	282	10.4

TURNOVER MARGIN	G	Team	Avg.	Opp.	Avg.	Margin
1. Valparaiso	25	419	16.8	500	20.0	+3.2
2. Southern Illinois	25	359	14.4	438	17.5	+3.2
3. Missouri State	26	388	14.9	442	17.0	+2.1
4. Illinois State	25	399	16.0	396	15.8	-0.1
5. Northern Iowa	26	404	15.5	387	14.9	-0.7
6. Loyola Chicago	25	388	15.5	368	14.7	-0.8
7. Bradley	25	369	14.8	347	13.9	-0.9
8. Drake	27	475	17.6	451	16.7	-0.9
9. Indiana State	27	463	17.1	423	15.7	-1.5
10. Evansville	26	509	19.6	431	16.6	-3.0

OFFENSIVE REBOUNDS	G	No.	Avg/G
1. Missouri State	26	336	12.9
2. Loyola Chicago	25	308	12.3
3. Indiana State	27	327	12.1
4. Drake	27	319	11.8
5. Southern Illinois	25	294	11.8
6. Northern Iowa	26	303	11.7
7. Illinois State	25	279	11.2
8. Bradley	25	261	10.4
9. Evansville	26	224	8.6
10. Valparaiso	25	174	7.0

DEFENSIVE REB PCT.	G	D-Reb	Opp. OR	D-Reb%
1. Missouri State	26	714	210	.773
2. Loyola Chicago	25	713	216	.767
3. Illinois State	25	686	243	.738
4. Drake	27	767	288	.727
5. Bradley	25	746	283	.725
6. Northern Iowa	26	711	283	.715
7. Southern Illinois	25	585	243	.707
8. Indiana State	27	626	319	.662
9. Valparaiso	25	564	325	.634
10. Evansville	26	644	389	.623

BLOCKED SHOTS	G	No.	Avg/G
1. Missouri State	26	121	4.7
2. Bradley	25	116	4.6
3. Drake	27	112	4.1
4. Northern Iowa	26	107	4.1
5. Valparaiso	25	92	3.7
6. Southern Illinois	25	87	3.5
7. Evansville	26	88	3.4
8. Indiana State	27	86	3.2
9. Loyola Chicago	25	63	2.5
10. Illinois State	25	44	1.8

STEALS	G	No.	Avg/G
1. Valparaiso	25	258	10.3
2. Southern Illinois	25	238	9.5
3. Drake	27	247	9.1
4. Missouri State	26	231	8.9
5. Indiana State	27	232	8.6
6. Evansville	26	203	7.8
7. Illinois State	25	188	7.5
8. Bradley	25	161	6.4
9. Northern Iowa	26	163	6.3
10. Loyola Chicago	25	151	6.0

ASSIST/TURNOVER RATIO	G	Ast.	Avg.	T/O	Avg.	Ratio
1. Drake	27	592	21.9	475	17.6	1.2
2. Southern Illinois	25	398	15.9	359	14.4	1.1
3. Missouri State	26	397	15.3	388	14.9	1.0
4. Bradley	25	350	14.0	369	14.8	0.9
5. Loyola Chicago	25	355	14.2	388	15.5	0.9
6. Illinois State	25	326	13.0	399	16.0	0.8
7. Northern Iowa	26	327	12.6	404	15.5	0.8
8. Valparaiso	25	332	13.3	419	16.8	0.8
9. Evansville	26	319	12.3	509	19.6	0.6
10. Indiana State	27	282	10.4	463	17.1	0.6

DEFENSIVE REBOUNDS	G	No.	Avg/G
1. Bradley	25	746	29.8
2. Loyola Chicago	25	713	28.5
3. Drake	27	767	28.4
4. Missouri State	26	714	27.5
5. Illinois State	25	686	27.4
6. Northern Iowa	26	711	27.3
7. Evansville	26	644	24.8
8. Southern Illinois	25	585	23.4
9. Indiana State	27	626	23.2
10. Valparaiso	25	564	22.6

OFFENSIVE REB PCT.	G	O-Reb	Opp. DR	O-Reb%
1. Missouri State	26	336	585	.365
2. Drake	27	319	556	.365
3. Loyola Chicago	25	308	617	.333
4. Southern Illinois	25	294	628	.319
5. Indiana State	27	327	705	.317
6. Northern Iowa	26	303	659	.315
7. Illinois State	25	279	614	.312
8. Bradley	25	261	645	.288
9. Evansville	26	224	746	.231
10. Valparaiso	25	174	633	.216



CONFERENCE BASKETBALL STATISTICS
Through games of Feb 25, 2020 (All games)



3-POINT FG MADE	G	No.	Avg/G
1. Valparaiso	25	217	8.7
2. Drake	27	224	8.3
3. Northern Iowa	26	215	8.3
4. Bradley	25	187	7.5
5. Evansville	26	177	6.8
6. Southern Illinois	25	161	6.4
7. Illinois State	25	152	6.1
8. Missouri State	26	157	6.0
9. Loyola Chicago	25	145	5.8
10. Indiana State	27	116	4.3



CONFERENCE BASKETBALL STATISTICS

Through games of Feb 25, 2020 (All games)



Team	Conference	Pct.	PF	PA	Overall	Pct.	PF	PA	Current unbeaten streak
Missouri State	13-1	.929	79.1	64.1	23-3	.885	78.4	64.4	Missouri State -- 9
Drake	12-3	.800	84.9	68.9	20-7	.741	82.8	68.9	Drake -- 4
Bradley	10-4	.714	70.3	64.4	19-6	.760	71.1	62.5	Southern Illinois -- 2
Northern Iowa	8-7	.533	66.3	64.1	16-10	.615	68.2	62.8	Valparaiso -- 2
Southern Illinois	7-7	.500	66.6	62.8	15-10	.600	70.8	64.0	Northern Iowa -- 1
Illinois State	7-7	.500	71.3	69.7	15-10	.600	70.5	65.4	
Valparaiso	7-7	.500	68.2	68.6	15-10	.600	67.8	65.8	
Loyola Chicago	6-8	.429	62.0	64.6	15-10	.600	67.8	63.8	
Indiana State	2-13	.133	58.2	74.7	4-23	.148	59.6	71.4	
Evansville	0-15	.000	55.5	78.8	3-23	.115	58.7	74.8	

TEAM SUMMARIES	G	PF-PA	Avg score	Margin	FG-FGA	Pct.	3FG-FGA	Pct.	FT-FTA	Pct.	RebF	RebA	Margin
Bradley	25	1778-1563	71.1-62.5	+8.6	622-1465	.425	187-540	.346	347-472	.735	1007	928	+3.2
Drake	27	2235-1861	82.8-68.9	+13.9	803-1660	.484	224-650	.345	405-515	.786	1086	844	+9.0
Evansville	26	1525-1944	58.7-74.8	-16.1	549-1459	.376	177-621	.285	250-390	.641	868	1135	-10.3
Illinois State	25	1762-1634	70.5-65.4	+5.1	640-1475	.434	152-452	.336	330-456	.724	965	857	+4.3
Indiana State	27	1609-1928	59.6-71.4	-11.8	589-1540	.382	116-420	.276	315-515	.612	953	1024	-2.6
Loyola Chicago	25	1694-1594	67.8-63.8	+4.0	629-1508	.417	145-452	.321	291-423	.688	1021	833	+7.5
Missouri State	26	2038-1675	78.4-64.4	+14.0	724-1614	.449	157-414	.379	433-564	.768	1050	795	+9.8
Northern Iowa	26	1774-1633	68.2-62.8	+5.4	601-1521	.395	215-688	.313	357-460	.776	1014	942	+2.8
Southern Illinois	25	1771-1599	70.8-64.0	+6.9	657-1493	.440	161-472	.341	296-473	.626	879	871	+0.3
Valparaiso	25	1694-1645	67.8-65.8	+2.0	554-1343	.413	217-644	.337	369-462	.799	738	958	-8.8

ATTENDANCE	Home	Average	Away	Average	Neutral	Average	Total	Average
Bradley	11-11723	1066	10-16145	1614	4-647	162	25-28515	1141
Drake	14-49326	3523	10-19454	1945	3-2012	671	27-70792	2622
Evansville	11-4538	413	15-16060	1071	0-0	0	26-20598	792
Illinois State	13-13999	1077	12-15626	1302	0-0	0	25-29625	1185
Indiana State	11-15454	1405	15-14271	951	1-0	0	27-29725	1101
Loyola Chicago	12-8413	701	13-12437	957	0-0	0	25-20850	834
Missouri State	13-36555	2812	13-26987	2076	0-0	0	26-63542	2444
Northern Iowa	12-18990	1582	12-26463	2205	2-250	125	26-45703	1758
Southern Illinois	12-8491	708	12-13090	1091	1-151	151	25-21732	869
Valparaiso	11-4286	390	13-20390	1568	1-1857	1857	25-26533	1061
Totals	120-171775	1431	125-180923	1447	12-4917	410	257-357615	1391



CONFERENCE BASKETBALL STATISTICS

Through games of Feb 25, 2020 (Conference games only)



SCORING OFFENSE	G	W-L	Pts	Avg/G
1. Drake	15	12-3	1273	84.9
2. Missouri State	14	13-1	1107	79.1
3. Illinois State	14	7-7	998	71.3
4. Bradley	14	10-4	984	70.3
5. Valparaiso	14	7-7	955	68.2
6. Southern Illinois	14	7-7	932	66.6
7. Northern Iowa	15	8-7	994	66.3
8. Loyola Chicago	14	6-8	868	62.0
9. Indiana State	15	2-13	873	58.2
10. Evansville	15	0-15	833	55.5

SCORING DEFENSE	G	Pts	Avg/G
1. Southern Illinois	14	879	62.8
2. Northern Iowa	15	962	64.1
3. Missouri State	14	898	64.1
4. Bradley	14	902	64.4
5. Loyola Chicago	14	904	64.6
6. Valparaiso	14	961	68.6
7. Drake	15	1033	68.9
8. Illinois State	14	976	69.7
9. Indiana State	15	1120	74.7
10. Evansville	15	1182	78.8

SCORING MARGIN	G	Offense	Defense	Margin
1. Drake	15	84.9	68.9	+16.0
2. Missouri State	14	79.1	64.1	+14.9
3. Bradley	14	70.3	64.4	+5.9
4. Southern Illinois	14	66.6	62.8	+3.8
5. Northern Iowa	15	66.3	64.1	+2.1
6. Illinois State	14	71.3	69.7	+1.6
7. Valparaiso	14	68.2	68.6	-0.4
8. Loyola Chicago	14	62.0	64.6	-2.6
9. Indiana State	15	58.2	74.7	-16.5
10. Evansville	15	55.5	78.8	-23.3

FREE THROW PCT	G	FTM	FTA	Pct.
1. Valparaiso	14	207	251	.825
2. Drake	15	272	335	.812
3. Missouri State	14	254	330	.770
4. Northern Iowa	15	189	251	.753
5. Bradley	14	193	263	.734
6. Illinois State	14	197	270	.730
7. Loyola Chicago	14	158	235	.672
8. Indiana State	15	162	267	.607
9. Evansville	15	122	206	.592
10. Southern Illinois	14	163	282	.578

FIELD GOAL PERCENTAGE	G	FGM	FGA	Pct.
1. Drake	15	440	892	.493
2. Missouri State	14	386	881	.438
3. Bradley	14	349	802	.435
4. Illinois State	14	356	832	.428
5. Southern Illinois	14	342	814	.420
6. Valparaiso	14	310	743	.417
7. Loyola Chicago	14	321	794	.404
8. Indiana State	15	326	846	.385
9. Northern Iowa	15	340	888	.383
10. Evansville	15	306	826	.370

FIELD GOAL PCT DEFENSE	G	FGM	FGA	Pct.
1. Bradley	14	310	825	.376
2. Drake	15	363	946	.384
3. Northern Iowa	15	354	903	.392
4. Missouri State	14	317	766	.414
5. Loyola Chicago	14	338	812	.416
6. Illinois State	14	351	841	.417
7. Valparaiso	14	324	748	.433
8. Southern Illinois	14	305	695	.439
9. Evansville	15	423	958	.442
10. Indiana State	15	391	824	.475

3-POINT FG PCT	G	3FGM	3FGA	Pct.
1. Valparaiso	14	128	346	.370
2. Drake	15	121	340	.356
3. Missouri State	14	81	229	.354
4. Bradley	14	93	273	.341
5. Illinois State	14	89	263	.338
6. Southern Illinois	14	85	270	.315
7. Northern Iowa	15	125	422	.296
8. Evansville	15	99	346	.286
9. Loyola Chicago	14	68	242	.281
10. Indiana State	15	59	213	.277

3-POINT FG PCT DEFENSE	G	3FGM	3FGA	Pct.
1. Illinois State	14	92	329	.280
2. Loyola Chicago	14	83	286	.290
3. Bradley	14	85	292	.291
4. Valparaiso	14	91	291	.313
5. Drake	15	113	351	.322
6. Northern Iowa	15	76	235	.323
7. Missouri State	14	89	266	.335
8. Evansville	15	145	415	.349
9. Indiana State	15	100	276	.362
10. Southern Illinois	14	74	203	.365

REBOUNDING OFFENSE	G	Rebounds	Avg/G
1. Drake	15	611	40.7
2. Northern Iowa	15	610	40.7
3. Missouri State	14	558	39.9
4. Loyola Chicago	14	544	38.9
5. Illinois State	14	533	38.1
6. Bradley	14	508	36.3
7. Southern Illinois	14	453	32.4
8. Indiana State	15	484	32.3
9. Evansville	15	473	31.5
10. Valparaiso	14	385	27.5

REBOUNDING DEFENSE	G	Rebounds	Avg/G
1. Missouri State	14	420	30.0
2. Drake	15	461	30.7
3. Loyola Chicago	14	474	33.9
4. Southern Illinois	14	486	34.7
5. Illinois State	14	499	35.6
6. Valparaiso	14	514	36.7
7. Indiana State	15	553	36.9
8. Bradley	14	522	37.3
9. Northern Iowa	15	560	37.3
10. Evansville	15	670	44.7



CONFERENCE BASKETBALL STATISTICS

Through games of Feb 25, 2020 (Conference games only)



REBOUNDING MARGIN	G	Team	Avg.	Opp.	Avg.	Margin
1. Drake	15	611	40.7	461	30.7	+10.0
2. Missouri State	14	558	39.9	420	30.0	+9.9
3. Loyola Chicago	14	544	38.9	474	33.9	+5.0
4. Northern Iowa	15	610	40.7	560	37.3	+3.3
5. Illinois State	14	533	38.1	499	35.6	+2.4
6. Bradley	14	508	36.3	522	37.3	-1.0
7. Southern Illinois	14	453	32.4	486	34.7	-2.4
8. Indiana State	15	484	32.3	553	36.9	-4.6
9. Valparaiso	14	385	27.5	514	36.7	-9.2
10. Evansville	15	473	31.5	670	44.7	-13.1

ASSISTS	G	No.	Avg/G
1. Drake	15	331	22.1
2. Southern Illinois	14	216	15.4
3. Missouri State	14	203	14.5
4. Bradley	14	189	13.5
5. Valparaiso	14	188	13.4
6. Northern Iowa	15	192	12.8
7. Illinois State	14	170	12.1
8. Loyola Chicago	14	159	11.4
9. Evansville	15	170	11.3
10. Indiana State	15	160	10.7

TURNOVER MARGIN	G	Team	Avg.	Opp.	Avg.	Margin
1. Southern Illinois	14	192	13.7	270	19.3	+5.6
2. Valparaiso	14	239	17.1	291	20.8	+3.7
3. Missouri State	14	187	13.4	238	17.0	+3.6
4. Bradley	14	180	12.9	192	13.7	+0.9
5. Indiana State	15	249	16.6	240	16.0	-0.6
6. Illinois State	14	207	14.8	195	13.9	-0.9
7. Drake	15	267	17.8	243	16.2	-1.6
8. Loyola Chicago	14	229	16.4	194	13.9	-2.5
9. Northern Iowa	15	243	16.2	197	13.1	-3.1
10. Evansville	15	274	18.3	207	13.8	-4.5

OFFENSIVE REBOUNDS	G	No.	Avg/G
1. Missouri State	14	189	13.5
2. Northern Iowa	15	181	12.1
3. Drake	15	172	11.5
4. Southern Illinois	14	157	11.2
5. Indiana State	15	165	11.0
6. Loyola Chicago	14	150	10.7
7. Illinois State	14	144	10.3
8. Bradley	14	121	8.6
9. Evansville	15	112	7.5
10. Valparaiso	14	87	6.2

DEFENSIVE REB PCT.	G	D-Reb	Opp. OR	D-Reb%
1. Missouri State	14	369	101	.785
2. Loyola Chicago	14	394	120	.767
3. Illinois State	14	389	130	.750
4. Drake	15	439	160	.733
5. Northern Iowa	15	429	161	.727
6. Southern Illinois	14	296	114	.722
7. Bradley	14	387	150	.721
8. Indiana State	15	319	159	.667
9. Valparaiso	14	298	163	.646
10. Evansville	15	361	220	.621

BLOCKED SHOTS	G	No.	Avg/G
1. Bradley	14	73	5.2
2. Missouri State	14	65	4.6
3. Drake	15	69	4.6
4. Northern Iowa	15	64	4.3
5. Southern Illinois	14	55	3.9
6. Valparaiso	14	47	3.4
7. Evansville	15	48	3.2
8. Loyola Chicago	14	36	2.6
9. Indiana State	15	37	2.5
10. Illinois State	14	23	1.6

STEALS	G	No.	Avg/G
1. Southern Illinois	14	158	11.3
2. Valparaiso	14	149	10.6
3. Missouri State	14	131	9.4
4. Drake	15	123	8.2
5. Indiana State	15	120	8.0
6. Illinois State	14	97	6.9
7. Evansville	15	95	6.3
8. Loyola Chicago	14	83	5.9
9. Bradley	14	82	5.9
10. Northern Iowa	15	75	5.0

ASSIST/TURNOVER RATIO	G	Ast.	Avg.	T/O	Avg.	Ratio
1. Drake	15	331	22.1	267	17.8	1.2
2. Southern Illinois	14	216	15.4	192	13.7	1.1
3. Missouri State	14	203	14.5	187	13.4	1.1
4. Bradley	14	189	13.5	180	12.9	1.1
5. Illinois State	14	170	12.1	207	14.8	0.8
6. Northern Iowa	15	192	12.8	243	16.2	0.8
7. Valparaiso	14	188	13.4	239	17.1	0.8
8. Loyola Chicago	14	159	11.4	229	16.4	0.7
9. Indiana State	15	160	10.7	249	16.6	0.6
10. Evansville	15	170	11.3	274	18.3	0.6

DEFENSIVE REBOUNDS	G	No.	Avg/G
1. Drake	15	439	29.3
2. Northern Iowa	15	429	28.6
3. Loyola Chicago	14	394	28.1
4. Illinois State	14	389	27.8
5. Bradley	14	387	27.6
6. Missouri State	14	369	26.4
7. Evansville	15	361	24.1
8. Valparaiso	14	298	21.3
9. Indiana State	15	319	21.3
10. Southern Illinois	14	296	21.1

OFFENSIVE REB PCT.	G	O-Reb	Opp. DR	O-Reb%
1. Missouri State	14	189	319	.372
2. Drake	15	172	301	.364
3. Northern Iowa	15	181	399	.312
4. Loyola Chicago	14	150	354	.298
5. Southern Illinois	14	157	372	.297
6. Indiana State	15	165	394	.295
7. Illinois State	14	144	369	.281
8. Bradley	14	121	372	.245
9. Evansville	15	112	450	.199
10. Valparaiso	14	87	351	.199



CONFERENCE BASKETBALL STATISTICS
Through games of Feb 25, 2020 (Conference games only)



3-POINT FG MADE	G	No.	Avg/G
1. Valparaiso	14	128	9.1
2. Northern Iowa	15	125	8.3
3. Drake	15	121	8.1
4. Bradley	14	93	6.6
5. Evansville	15	99	6.6
6. Illinois State	14	89	6.4
7. Southern Illinois	14	85	6.1
8. Missouri State	14	81	5.8
9. Loyola Chicago	14	68	4.9
10. Indiana State	15	59	3.9



CONFERENCE BASKETBALL STATISTICS

Through games of Feb 25, 2020 (Conference games only)



Team	Conference	Pct.	PF	PA	Overall	Pct.	PF	PA	Current unbeaten streak
Missouri State	13-1	.929	79.1	64.1	13-1	.929	79.1	64.1	Missouri State -- 9
Drake	12-3	.800	84.9	68.9	12-3	.800	84.9	68.9	Drake -- 4
Bradley	10-4	.714	70.3	64.4	10-4	.714	70.3	64.4	Southern Illinois -- 2
Northern Iowa	8-7	.533	66.3	64.1	8-7	.533	66.3	64.1	Valparaiso -- 2
Illinois State	7-7	.500	71.3	69.7	7-7	.500	71.3	69.7	Northern Iowa -- 1
Valparaiso	7-7	.500	68.2	68.6	7-7	.500	68.2	68.6	
Southern Illinois	7-7	.500	66.6	62.8	7-7	.500	66.6	62.8	
Loyola Chicago	6-8	.429	62.0	64.6	6-8	.429	62.0	64.6	
Indiana State	2-13	.133	58.2	74.7	2-13	.133	58.2	74.7	
Evansville	0-15	.000	55.5	78.8	0-15	.000	55.5	78.8	

TEAM SUMMARIES	G	PF-PA	Avg score	Margin	FG-FGA	Pct.	3FG-FGA	Pct.	FT-FTA	Pct.	RebF	RebA	Margin
Bradley	14	984-902	70.3-64.4	+5.9	349-802	.435	93-273	.341	193-263	.734	508	522	-1.0
Drake	15	1273-1033	84.9-68.9	+16.0	440-892	.493	121-340	.356	272-335	.812	611	461	+10.0
Evansville	15	833-1182	55.5-78.8	-23.3	306-826	.370	99-346	.286	122-206	.592	473	670	-13.1
Illinois State	14	998-976	71.3-69.7	+1.6	356-832	.428	89-263	.338	197-270	.730	533	499	+2.4
Indiana State	15	873-1120	58.2-74.7	-16.5	326-846	.385	59-213	.277	162-267	.607	484	553	-4.6
Loyola Chicago	14	868-904	62.0-64.6	-2.6	321-794	.404	68-242	.281	158-235	.672	544	474	+5.0
Missouri State	14	1107-898	79.1-64.1	+14.9	386-881	.438	81-229	.354	254-330	.770	558	420	+9.9
Northern Iowa	15	994-962	66.3-64.1	+2.1	340-888	.383	125-422	.296	189-251	.753	610	560	+3.3
Southern Illinois	14	932-879	66.6-62.8	+3.8	342-814	.420	85-270	.315	163-282	.578	453	486	-2.4
Valparaiso	14	955-961	68.2-68.6	-0.4	310-743	.417	128-346	.370	207-251	.825	385	514	-9.2

ATTENDANCE	Home	Average	Away	Average	Neutral	Average	Total	Average
Bradley	7-6462	923	7-11961	1709	0-0	0	14-18423	1316
Drake	9-29541	3282	6-7418	1236	0-0	0	15-36959	2464
Evansville	6-1641	274	9-12363	1374	0-0	0	15-14004	934
Illinois State	7-7403	1058	7-10413	1488	0-0	0	14-17816	1273
Indiana State	7-10538	1505	8-9001	1125	0-0	0	15-19539	1303
Loyola Chicago	7-2971	424	7-7933	1133	0-0	0	14-10904	779
Missouri State	7-21511	3073	7-8947	1278	0-0	0	14-30458	2176
Northern Iowa	8-11702	1463	7-10206	1458	0-0	0	15-21908	1461
Southern Illinois	7-3050	436	7-10612	1516	0-0	0	14-13662	976
Valparaiso	7-3055	436	7-9020	1289	0-0	0	14-12075	862
Totals	72-97874	1359	72-97874	1359	0-0	0	144-195748	1359



INDIVIDUAL BASKETBALL STATISTICS

Through games of Feb 25, 2020 (All games)



To be ranked, a player must appear in at least 75.0% of their team's games.

SCORING								REBOUNDING							
	Cl	G	FG	3FG	FT	Pts	Avg/G		Cl	G	Off	Def	Total	Avg/G	
1. Hittner, Becca-DU	Sr	27	146	61	142	495	18.3	1. Franklin, Jasmine-MSU	So	26	62	170	232	8.9	
2. Rhine, Sara-DU	Sr	27	197	14	77	485	18.0	2. Feit, Abby-UE	Fr	26	36	184	220	8.5	
3. Wallen, Lexi-ILS	Sr	25	168	7	99	442	17.7	3. Brackmann, Chelsea-BRAD	Sr	23	40	153	193	8.4	
4. Petree, Lasha-BRAD	So	25	138	61	79	416	16.6	4. O'Connor, Abby-LUC	Jr	25	46	156	202	8.1	
5. Willard, Alexa-MSU	Sr	26	162	37	68	429	16.5	5. Rhine, Sara-DU	Sr	27	51	159	210	7.8	
6. Maggett, TeTe-ILS	Sr	23	132	36	56	356	15.5	6. Brockmeyer, Abby-SIU	Jr	25	68	107	175	7.0	
7. Silvey, Makenzie-SIU	Jr	25	152	53	27	384	15.4	7. Haack, Gabi-BRAD	Jr	25	53	108	161	6.4	
8. Feit, Abby-UE	Fr	26	135	40	50	360	13.8	8. Maggett, TeTe-ILS	Sr	23	21	125	146	6.3	
9. Haack, Gabi-BRAD	Jr	25	99	60	69	327	13.1	9. McChristine, Jamyra-INS	Jr	26	71	92	163	6.3	
10. Martin, Nicole-SIU	Sr	25	127	3	69	326	13.0	10. Gunnels, Bre-UNI	Jr	26	31	130	161	6.2	
11. O'Connor, Abby-LUC	Jr	25	119	39	46	323	12.9	11. Hittner, Becca-DU	Sr	27	24	143	167	6.2	
12. Rucker, Karli-UNI	Jr	26	114	41	63	332	12.8	12. Wallen, Lexi-ILS	Sr	25	67	87	154	6.2	
13. Hales, Grace-Valpo	Sr	25	99	49	63	310	12.4	Redmond, Juliunn-ILS	Jr	25	37	117	154	6.2	
14. Calip, Brice-MSU	Jr	25	84	19	118	305	12.2	14. Gartner, Emily-MSU	Jr	26	42	107	149	5.7	
15. Stoller, Addison-Valpo	Jr	25	87	29	98	301	12.0	15. Stoller, Addison-Valpo	Jr	25	47	92	139	5.6	
16. Brackmann, Chelsea-BRAD	Sr	23	96	1	60	253	11.0	16. Martin, Nicole-SIU	Sr	25	49	88	137	5.5	
17. McChristine, Jamyra-INS	Jr	26	121	0	42	284	10.9	17. Rice, Ellie-LUC	Jr	25	39	92	131	5.2	
18. Redmond, Juliunn-ILS	Jr	25	100	12	60	272	10.9	Talbot, Megan-ILS	Sr	25	32	99	131	5.2	
White, Nyjah-BRAD	Jr	25	117	0	38	272	10.9	19. White, Nyjah-BRAD	Jr	25	26	104	130	5.2	
20. Franklin, Jasmine-MSU	So	26	109	1	61	280	10.8	20. Maahs, Megan-UNI	Jr	22	30	84	114	5.2	
21. Day, Allison-LUC	So	25	113	0	35	261	10.4								
22. Frederick, Shay-Valpo	So	25	74	34	59	241	9.6								
23. Weinman, Carrie-Valpo	So	25	90	35	25	240	9.6								
24. Brockmeyer, Abby-SIU	Jr	25	85	11	58	239	9.6								
25. Crompton, Mary-ILS	Fr	25	75	59	19	228	9.1								
26. Maahs, Megan-UNI	Jr	22	68	10	54	200	9.1								
27. Finley, Kam-UNI	So	24	74	31	38	217	9.0								
28. Collier, Kierra-DU	So	24	85	17	29	216	9.0								
29. Wallace, Tiara-LUC	Sr	25	77	7	56	217	8.7								
30. Poland, Jada-UE	Jr	26	89	20	22	220	8.5								

FIELD GOAL PCT						ASSISTS			
	Cl	G	FGM	FGA	Pct.		Cl	G	No. Avg/G
1. Rhine, Sara-DU	Sr	27	197	297	.663	1. Rose, Brenni-DU	Sr	27	132 4.9
2. Franklin, Jasmine-MSU	So	26	109	187	.583	2. Wallace, Tiara-LUC	Sr	25	113 4.5
3. Hipp, Abby-MSU	Jr	26	80	138	.580	3. Frederick, Shay-Valpo	So	25	110 4.4
4. Wallen, Lexi-ILS	Sr	25	168	290	.579	4. Monahan, Maddie-DU	Jr	27	117 4.3
5. McChristine, Jamyra-INS	Jr	26	121	224	.540	5. Patrick, Brittney-SIU	Sr	25	101 4.0
6. Brackmann, Chelsea-BRAD	Sr	23	96	184	.522	Calip, Brice-MSU	Jr	25	101 4.0
7. Day, Allison-LUC	So	25	113	219	.516	7. Maggett, TeTe-ILS	Sr	23	92 4.0
8. Rose, Brenni-DU	Sr	27	85	169	.503	8. Rucker, Karli-UNI	Jr	26	95 3.7
9. Brockmeyer, Abby-SIU	Jr	25	85	171	.497	9. Koenig, Tatum-BRAD	So	25	88 3.5
10. Martin, Nicole-SIU	Sr	25	127	257	.494	10. Nelson, Kristen-SIU	Sr	25	85 3.4
11. Hales, Grace-Valpo	Sr	25	99	202	.490	11. Newman, Anna-UE	So	26	82 3.2
12. White, Nyjah-BRAD	Jr	25	117	240	.488	12. Bhinhar, Mya-MSU	So	26	76 2.9
13. Willard, Alexa-MSU	Sr	26	162	336	.482	13. Collier, Kierra-DU	So	24	69 2.9
14. Poland, Jada-UE	Jr	26	89	185	.481	14. White, Nyjah-BRAD	Jr	25	67 2.7
15. Maahs, Megan-UNI	Jr	22	68	148	.459	15. Redmond, Juliunn-ILS	Jr	25	64 2.6



INDIVIDUAL BASKETBALL STATISTICS

Through games of Feb 25, 2020 (All games)



	FREE THROW PCT	CI	G	FTM	FTA	Pct.
1.	Hales, Grace-Valpo	Sr	25	63	67	.940
2.	Willard,Alexa-MSU	Sr	26	68	75	.907
3.	Hittner,Becca-DU	Sr	27	142	165	.861
4.	Redmond, Juliunn-ILS	Jr	25	60	70	.857
5.	Rhine,Sara-DU	Sr	27	77	91	.846
6.	Maahs,Megan-UNI	Jr	22	54	64	.844
7.	Gunnels,Bre-UNI	Jr	26	61	73	.836
8.	Haack, Gabi-BRAD	Jr	25	69	83	.831
9.	Stoller, Addison-Valpo	Jr	25	98	119	.824
10.	Frederick, Shay-Valpo	So	25	59	72	.819
11.	Petree, Lasha-BRAD	So	25	79	98	.806
12.	Calip,Brice-MSU	Jr	25	118	149	.792
13.	Rucker,Karli-UNI	Jr	26	63	80	.788
14.	Maggett, TeTe-ILS	Sr	23	56	73	.767
15.	Franklin,Jasmine-MSU	So	26	61	82	.744

STEALS		CI	G	No.	Avg/G
1.	Weinman, Carie-Valpo	So	25	56	2.2
2.	Redmond, Juliunn-ILS	Jr	25	48	1.9
3.	Patrick,Brittney-SIU	Sr	25	45	1.8
4.	Williams,Del'Janae-INS	Fr	26	46	1.8
5.	Wallace,Makayla-UE	So	25	44	1.8
	Wallace, Tiara-LUC	Sr	25	44	1.8
7.	Nelson,Kristen-SIU	Sr	25	43	1.7
8.	Feit,Abby-UE	Fr	26	42	1.6
9.	Frederick, Shay-Valpo	So	25	40	1.6
10.	Franklin,Jasmine-MSU	So	26	41	1.6
11.	Maggett, TeTe-ILS	Sr	23	36	1.6
12.	Silvey,Makenzie-SIU	Jr	25	39	1.6
13.	Petree, Lasha-BRAD	So	25	38	1.5
14.	Stoller, Addison-Valpo	Jr	25	37	1.5
15.	Bhinhar,Mya-MSU	So	26	38	1.5

3-POINT FG PCT		CI	G	3FG	FGA	Pct.
1.	Willard,Alexa-MSU	Sr	26	37	79	.468
2.	Stoller, Addison-Valpo	Jr	25	29	66	.439
3.	Hales, Grace-Valpo	Sr	25	49	114	.430
4.	Koenig, Tatum-BRAD	So	25	31	74	.419
5.	Ruffridge,Elle-MSU	Jr	26	38	93	.409
6.	Hittner,Becca-DU	Sr	27	61	152	.401
7.	Monahan,Maddie-DU	Jr	27	28	73	.384
8.	Crompton, Mary-ILS	Fr	25	59	157	.376
9.	McCallister,Payton-SIU	So	25	28	75	.373
10.	Gonzales, Janae-LUC	So	25	54	145	.372
11.	Kroeger,Nicole-UNI	Jr	26	46	125	.368
12.	Negaard,Maggie-DU	So	27	31	85	.365
13.	Silvey,Makenzie-SIU	Jr	25	53	146	.363
14.	Haack, Gabi-BRAD	Jr	25	60	167	.359
15.	Feit,Abby-UE	Fr	26	40	114	.351

3-POINT FG MADE		CI	G	3FG	Avg/G
1.	Petree, Lasha-BRAD	So	25	61	2.4
2.	Haack, Gabi-BRAD	Jr	25	60	2.4
3.	Crompton, Mary-ILS	Fr	25	59	2.4
4.	Hittner,Becca-DU	Sr	27	61	2.3
5.	Gonzales, Janae-LUC	So	25	54	2.2
6.	Silvey,Makenzie-SIU	Jr	25	53	2.1
7.	Hales, Grace-Valpo	Sr	25	49	2.0
8.	Kroeger,Nicole-UNI	Jr	26	46	1.8
9.	Rucker,Karli-UNI	Jr	26	41	1.6
10.	Maggett, TeTe-ILS	Sr	23	36	1.6
11.	O'Connor, Abby-LUC	Jr	25	39	1.6
12.	Feit,Abby-UE	Fr	26	40	1.5
13.	Ruffridge,Elle-MSU	Jr	26	38	1.5
14.	Willard,Alexa-MSU	Sr	26	37	1.4
15.	Weinman, Carie-Valpo	So	25	35	1.4

BLOCKED SHOTS		CI	G	No.	Avg/G
1.	Petree, Lasha-BRAD	So	25	44	1.8
2.	Feit,Abby-UE	Fr	26	40	1.5
3.	Morrison, Caitlin-Valpo	Jr	25	30	1.2
4.	Rhine,Sara-DU	Sr	27	31	1.1
5.	Gartner,Emily-MSU	Jr	26	29	1.1
6.	Gunnels,Bre-UNI	Jr	26	28	1.1
	Franklin,Jasmine-MSU	So	26	28	1.1
8.	Wolf,Cynthia-UNI	So	26	23	0.9
9.	White, Nyjah-BRAD	Jr	25	20	0.8
	Brockmeyer,Abby-SIU	Jr	25	20	0.8
11.	O'Connor, Abby-LUC	Jr	25	19	0.8
12.	Brackmann, Chelsea-BRAD	Sr	23	17	0.7
13.	Maahs,Megan-UNI	Jr	22	15	0.7
14.	Marsh, Emily-BRAD	Jr	25	16	0.6
	Nelson,Kristen-SIU	Sr	25	16	0.6

ASSIST/TURNOVER RATIO		CI	G	Ast.	T/O	Ratio
1.	Calip,Brice-MSU	Jr	25	101	43	2.3
2.	Monahan,Maddie-DU	Jr	27	117	60	2.0
3.	Nelson,Kristen-SIU	Sr	25	85	45	1.9
4.	Rose,Brenni-DU	Sr	27	132	78	1.7
	Frederick, Shay-Valpo	So	25	110	65	1.7
6.	Patrick,Brittney-SIU	Sr	25	101	66	1.5
7.	Koenig, Tatum-BRAD	So	25	88	58	1.5
8.	Wallace, Tiara-LUC	Sr	25	113	86	1.3
9.	Rucker,Karli-UNI	Jr	26	95	74	1.3
10.	Newman,Anna-UE	So	26	82	68	1.2
11.	Maggett, TeTe-ILS	Sr	23	92	90	1.0



INDIVIDUAL BASKETBALL STATISTICS
Through games of Feb 25, 2020 (All games)



OFFENSIVE REBOUNDS	Cl	G	No.	Avg/G
1. McChristine, Jamyra-INS	Jr	26	71	2.7
2. Brockmeyer, Abby-SIU	Jr	25	68	2.7
3. Wallen, Lexi-ILS	Sr	25	67	2.7
4. Franklin, Jasmine-MSU	So	26	62	2.4
5. Haack, Gabi-BRAD	Jr	25	53	2.1
6. Burich, Monica-DU	Sr	26	51	2.0
7. Martin, Nicole-SIU	Sr	25	49	2.0
8. Rhine, Sara-DU	Sr	27	51	1.9
9. Stoller, Addison-Valpo	Jr	25	47	1.9
10. O'Connor, Abby-LUC	Jr	25	46	1.8
11. Day, Allison-LUC	So	25	45	1.8
12. Brackmann, Chelsea-BRAD	Sr	23	40	1.7
13. Cavey, Kristina-UNI	Jr	26	45	1.7
14. Gartner, Emily-MSU	Jr	26	42	1.6
15. Poland, Jada-UE	Jr	26	41	1.6

DEFENSIVE REBOUNDS	Cl	G	No.	Avg/G
1. Feit, Abby-UE	Fr	26	184	7.1
2. Brackmann, Chelsea-BRAD	Sr	23	153	6.7
3. Franklin, Jasmine-MSU	So	26	170	6.5
4. O'Connor, Abby-LUC	Jr	25	156	6.2
5. Rhine, Sara-DU	Sr	27	159	5.9
6. Maggett, TeTe-ILS	Sr	23	125	5.4
7. Hittner, Becca-DU	Sr	27	143	5.3
8. Gunnels, Bre-UNI	Jr	26	130	5.0
9. Redmond, Juliunn-ILS	Jr	25	117	4.7
10. Haack, Gabi-BRAD	Jr	25	108	4.3
11. Brockmeyer, Abby-SIU	Jr	25	107	4.3
12. White, Nyjah-BRAD	Jr	25	104	4.2
13. Gartner, Emily-MSU	Jr	26	107	4.1
14. Talbot, Megan-ILS	Sr	25	99	4.0
15. Maahs, Megan-UNI	Jr	22	84	3.8

MINUTES PLAYED	Cl	G	No.	Avg/G
1. Feit, Abby-UE	Fr	26	953	36.7
2. Maggett, TeTe-ILS	Sr	23	775	33.7
3. O'Connor, Abby-LUC	Jr	25	831	33.2
4. Haack, Gabi-BRAD	Jr	25	815	32.6
5. Koenig, Tatum-BRAD	So	25	810	32.4
6. Petree, Lasha-BRAD	So	25	793	31.7
7. Hales, Grace-Valpo	Sr	25	774	31.0
8. Silvey, Makenzie-SIU	Jr	25	764	30.6
9. Weinman, Carrie-Valpo	So	25	759	30.4
10. Patrick, Brittney-SIU	Sr	25	757	30.3
11. Frederick, Shay-Valpo	So	25	755	30.2
12. Wallace, Tiara-LUC	Sr	25	752	30.1
13. Saylor, Paige-ILS	Jr	25	751	30.0
14. Williams, Del'Janae-INS	Fr	26	774	29.8
15. Calip, Brice-MSU	Jr	25	742	29.7
16. Rucker, Karli-UNI	Jr	26	766	29.5
17. Nelson, Kristen-SIU	Sr	25	732	29.3
18. Pitzer, Sommer-INS	Fr	26	759	29.2
19. Stoller, Addison-Valpo	Jr	25	728	29.1
20. Willard, Alexa-MSU	Sr	26	756	29.1
21. Crompton, Mary-ILS	Fr	25	714	28.6
22. Wallen, Lexi-ILS	Sr	25	708	28.3
23. Redmond, Juliunn-ILS	Jr	25	696	27.8
24. Rice, Ellie-LUC	Jr	25	690	27.6
25. Monahan, Maddie-DU	Jr	27	716	26.5
26. White, Nyjah-BRAD	Jr	25	649	26.0
27. Brackmann, Chelsea-BRAD	Sr	23	596	25.9
28. Brockmeyer, Abby-SIU	Jr	25	642	25.7
29. Hittner, Becca-DU	Sr	27	682	25.3
30. Rhine, Sara-DU	Sr	27	680	25.2



INDIVIDUAL BASKETBALL STATISTICS
Through games of Feb 25, 2020 (All games)



TEAM IDENTIFICATION	Team ID
Bradley	BRAD
Drake	DU
Evansville	UE
Illinois State	ILS
Indiana State	INS
Loyola Chicago	LUC
Missouri State	MSU
Northern Iowa	UNI
Southern Illinois	SIU
Valparaiso	VALPO



INDIVIDUAL BASKETBALL STATISTICS

Through games of Feb 25, 2020 (Conference games only)



To be ranked, a player must appear in at least 75.0% of their team's games.

SCORING								REBOUNDING							
	Cl	G	FG	3FG	FT	Pts	Avg/G		Cl	G	Off	Def	Total	Avg/G	
1. Hittner,Becca-DU	Sr	15	84	37	101	306	20.4	1. Rhine,Sara-DU	Sr	15	30	103	133	8.9	
2. Wallen, Lexi-ILS	Sr	14	97	5	60	259	18.5	2. Franklin,Jasmine-MSU	So	14	36	83	119	8.5	
3. Rhine,Sara-DU	Sr	15	104	8	43	259	17.3	3. Feit,Abby-UE	Fr	15	16	110	126	8.4	
4. Petree, Lasha-BRAD	So	14	78	30	48	234	16.7	4. O'Connor, Abby-LUC	Jr	14	24	93	117	8.4	
5. Willard,Alexa-MSU	Sr	14	81	15	47	224	16.0	5. Redmond, Juliunn-ILS	Jr	14	22	86	108	7.7	
6. Maggett, TeTe-ILS	Sr	14	75	26	31	207	14.8	6. Brackmann, Chelsea-BRAD	Sr	13	16	81	97	7.5	
7. Redmond, Juliunn-ILS	Jr	14	68	10	50	196	14.0	7. Hittner,Becca-DU	Sr	15	12	92	104	6.9	
8. Silvey,Makenzie-SIU	Jr	14	72	23	16	183	13.1	8. Brockmeyer,Abby-SIU	Jr	14	41	51	92	6.6	
9. Feit,Abby-UE	Fr	15	73	25	24	195	13.0	McChristine,Jamyra-INS	Jr	14	33	59	92	6.6	
10. Stoller, Addison-Valpo	Jr	14	51	17	62	181	12.9	10. Gunnels,Bre-UNI	Jr	15	21	77	98	6.5	
11. White, Nyjah-BRAD	Jr	14	79	0	21	179	12.8	11. Haack, Gabi-BRAD	Jr	14	28	62	90	6.4	
12. Brackmann, Chelsea-BRAD	Sr	13	64	1	37	166	12.8	12. Maggett, TeTe-ILS	Sr	14	12	76	88	6.3	
13. Rucker,Karli-UNI	Jr	15	64	23	40	191	12.7	13. Wallen, Lexi-ILS	Sr	14	36	45	81	5.8	
14. McChristine,Jamyra-INS	Jr	14	74	0	28	176	12.6	14. Wolf,Cynthia-UNI	So	15	24	61	85	5.7	
15. Hales, Grace-Valpo	Sr	14	55	34	31	175	12.5	15. Stoller, Addison-Valpo	Jr	14	19	58	77	5.5	
16. Martin,Nicole-SIU	Sr	14	67	2	34	170	12.1	16. White, Nyjah-BRAD	Jr	14	16	60	76	5.4	
Haack, Gabi-BRAD	Jr	14	50	30	40	170	12.1	17. Talbot, Megan-ILS	Sr	14	17	58	75	5.4	
18. O'Connor, Abby-LUC	Jr	14	59	20	23	161	11.5	18. Rice, Ellie-LUC	Jr	14	19	54	73	5.2	
Calip,Brice-MSU	Jr	14	41	8	71	161	11.5	Martin,Nicole-SIU	Sr	14	25	48	73	5.2	
20. Frederick, Shay-Valpo	So	14	50	22	36	158	11.3	20. Gartner,Emily-MSU	Jr	14	23	46	69	4.9	
21. Weinman, Carie-Valpo	So	14	57	15	20	149	10.6								
22. Franklin,Jasmine-MSU	So	14	56	0	32	144	10.3								
23. Wallace, Tiara-LUC	Sr	14	49	5	37	140	10.0								
24. Bracy, Lola-UE		13	47	7	22	123	9.5								
25. Crompton, Mary-ILS	Fr	14	43	31	15	132	9.4								
26. Collier,Kierra-DU	So	12	43	9	16	111	9.3								
27. Mayo,CeCe-INS	Jr	14	46	5	31	128	9.1								
28. Monahan,Maddie-DU	Jr	15	45	12	33	135	9.0								
29. Hipp,Abby-MSU	Jr	14	56	3	7	122	8.7								
30. Morrison, Caitlin-Valpo	Jr	14	40	18	19	117	8.4								

FIELD GOAL PCT						ASSISTS			
	Cl	G	FGM	FGA	Pct.		Cl	G	No. Avg/G
1. Rhine,Sara-DU	Sr	15	104	155	.671	1. Monahan,Maddie-DU	Jr	15	79 5.3
2. Hipp,Abby-MSU	Jr	14	56	95	.589	2. Frederick, Shay-Valpo	So	14	66 4.7
3. Brackmann, Chelsea-BRAD	Sr	13	64	114	.561	3. Wallace, Tiara-LUC	Sr	14	64 4.6
4. Wallen, Lexi-ILS	Sr	14	97	174	.557	Calip,Brice-MSU	Jr	14	64 4.6
5. Franklin,Jasmine-MSU	So	14	56	102	.549	5. Rose,Brenni-DU	Sr	15	67 4.5
6. McChristine,Jamyra-INS	Jr	14	74	137	.540	6. Rucker,Karli-UNI	Jr	15	62 4.1
7. Monahan,Maddie-DU	Jr	15	45	87	.517	7. Maggett, TeTe-ILS	Sr	14	52 3.7
8. Hales, Grace-Valpo	Sr	14	55	107	.514	Patrick,Brittney-SIU	Sr	14	52 3.7
9. White, Nyjah-BRAD	Jr	14	79	157	.503	9. Koenig, Tatum-BRAD	So	14	51 3.6
10. Hittner,Becca-DU	Sr	15	84	172	.488	10. Nelson,Kristen-SIU	Sr	14	47 3.4
11. Martin,Nicole-SIU	Sr	14	67	138	.486	11. White, Nyjah-BRAD	Jr	14	40 2.9
12. Mayo,CeCe-INS	Jr	14	46	96	.479	12. Collier,Kierra-DU	So	12	33 2.8
13. Willard,Alexa-MSU	Sr	14	81	171	.474	13. Williams,Del'Janae-INS	Fr	15	39 2.6
14. Wallace, Tiara-LUC	Sr	14	49	109	.450	14. Redmond, Juliunn-ILS	Jr	14	36 2.6
15. Day, Allison-LUC	So	14	44	102	.431	Haack, Gabi-BRAD	Jr	14	36 2.6



INDIVIDUAL BASKETBALL STATISTICS

Through games of Feb 25, 2020 (Conference games only)



FREE THROW PCT		Cl	G	FTM	FTA	Pct.
1.	Hales, Grace-Valpo	Sr	14	31	33	.939
2.	Willard,Alexa-MSU	Sr	14	47	52	.904
3.	Haack, Gabi-BRAD	Jr	14	40	45	.889
4.	Hittner,Becca-DU	Sr	15	101	114	.886
5.	Rhine,Sara-DU	Sr	15	43	49	.878
6.	Stoller, Addison-Valpo	Jr	14	62	71	.873
7.	Redmond, Juliunn-ILS	Jr	14	50	58	.862
8.	Gunnels,Bre-UNI	Jr	15	34	41	.829
9.	Petree, Lasha-BRAD	So	14	48	60	.800
	Frederick, Shay-Valpo	So	14	36	45	.800
11.	Calip,Brice-MSU	Jr	14	71	89	.798
12.	Rucker,Karli-UNI	Jr	15	40	51	.784
13.	Franklin,Jasmine-MSU	So	14	32	42	.762
14.	Wallace, Tiara-LUC	Sr	14	37	50	.740
15.	Maggett, TeTe-ILS	Sr	14	31	42	.738

STEALS		Cl	G	No.	Avg/G
1.	Weinman, Carie-Valpo	So	14	40	2.9
2.	Patrick,Brittney-SIU	Sr	14	30	2.1
	Redmond, Juliunn-ILS	Jr	14	30	2.1
4.	Nelson,Kristen-SIU	Sr	14	28	2.0
5.	Feit,Abby-UE	Fr	15	27	1.8
6.	Wallace, Tiara-LUC	Sr	14	25	1.8
7.	Frederick, Shay-Valpo	So	14	24	1.7
8.	Williams,Del'Janae-INS	Fr	15	25	1.7
9.	Stoller, Addison-Valpo	Jr	14	22	1.6
	Silvey,Makenzie-SIU	Jr	14	22	1.6
	Franklin,Jasmine-MSU	So	14	22	1.6
12.	Morrison, Caitlin-Valpo	Jr	14	21	1.5
	Maggett, TeTe-ILS	Sr	14	21	1.5
14.	Hittner,Becca-DU	Sr	15	22	1.5
15.	Calip,Brice-MSU	Jr	14	20	1.4
	Wilson,Sydney-MSU	So	14	20	1.4
	Petree, Lasha-BRAD	So	14	20	1.4
	Mayo,CeCe-INS	Jr	14	20	1.4

3-POINT FG PCT		Cl	G	3FG	FGA	Pct.
1.	Hales, Grace-Valpo	Sr	14	34	64	.531
2.	Stoller, Addison-Valpo	Jr	14	17	35	.486
3.	Hittner,Becca-DU	Sr	15	37	80	.463
4.	Willard,Alexa-MSU	Sr	14	15	34	.441
5.	Koenig, Tatum-BRAD	So	14	18	41	.439
6.	Ruffridge,Elle-MSU	Jr	14	19	48	.396
7.	McCallister,Payton-SIU	So	14	19	49	.388
8.	Haack, Gabi-BRAD	Jr	14	30	79	.380
9.	Patrick,Brittney-SIU	Sr	14	14	38	.368
10.	Frederick, Shay-Valpo	So	14	22	61	.361
11.	Kroeger,Nicole-UNI	Jr	15	29	81	.358
12.	Negaard,Maggie-DU	So	15	18	51	.353
13.	Crompton, Mary-ILS	Fr	14	31	88	.352
14.	Feit,Abby-UE	Fr	15	25	71	.352
15.	Morrison, Caitlin-Valpo	Fr	14	18	54	.333
	Elder,Jasmine-INS	Fr	15	17	51	.333

3-POINT FG MADE		Cl	G	3FG	Avg/G
1.	Hittner,Becca-DU	Sr	15	37	2.5
2.	Hales, Grace-Valpo	Sr	14	34	2.4
3.	Crompton, Mary-ILS	Fr	14	31	2.2
4.	Petree, Lasha-BRAD	So	14	30	2.1
	Haack, Gabi-BRAD	Jr	14	30	2.1
6.	Kroeger,Nicole-UNI	Jr	15	29	1.9
7.	Maggett, TeTe-ILS	Sr	14	26	1.9
8.	Feit,Abby-UE	Fr	15	25	1.7
9.	Silvey,Makenzie-SIU	Jr	14	23	1.6
10.	Frederick, Shay-Valpo	So	14	22	1.6
	Gonzales, Janae-LUC	So	14	22	1.6
12.	Rucker,Karli-UNI	Jr	15	23	1.5
13.	O'Connor, Abby-LUC	Jr	14	20	1.4
14.	McCallister,Payton-SIU	So	14	19	1.4
	Ruffridge,Elle-MSU	Jr	14	19	1.4

BLOCKED SHOTS		Cl	G	No.	Avg/G
1.	Petree, Lasha-BRAD	So	14	32	2.3
2.	Rhine,Sara-DU	Sr	15	24	1.6
3.	Feit,Abby-UE	Fr	15	21	1.4
4.	Gartner,Emily-MSU	Jr	14	18	1.3
5.	Wolf,Cynthia-UNI	So	15	17	1.1
6.	Morrison, Caitlin-Valpo	Jr	14	15	1.1
7.	Gunnels,Bre-UNI	Jr	15	16	1.1
8.	Brockmeyer,Abby-SIU	Jr	14	14	1.0
9.	Franklin,Jasmine-MSU	So	14	12	0.9
	White, Nyjah-BRAD	Jr	14	12	0.9
11.	Burich,Monica-DU	Sr	15	12	0.8
12.	Nelson,Kristen-SIU	Sr	14	11	0.8
	O'Connor, Abby-LUC	Jr	14	11	0.8
14.	Brackmann, Chelsea-BRAD	Sr	13	10	0.8
15.	Martin,Nicole-SIU	Sr	14	10	0.7

ASSIST/TURNOVER RATIO		Cl	G	Ast.	T/O	Ratio
1.	Calip,Brice-MSU	Jr	14	64	23	2.8
2.	Monahan,Maddie-DU	Jr	15	79	38	2.1
3.	Frederick, Shay-Valpo	So	14	66	39	1.7
4.	Patrick,Brittney-SIU	Sr	14	52	31	1.7
5.	Koenig, Tatum-BRAD	So	14	51	31	1.6
6.	Rose,Brenni-DU	Sr	15	67	41	1.6
7.	Nelson,Kristen-SIU	Sr	14	47	30	1.6
8.	Rucker,Karli-UNI	Jr	15	62	42	1.5
9.	Wallace, Tiara-LUC	Sr	14	64	47	1.4
10.	Maggett, TeTe-ILS	Sr	14	52	47	1.1



INDIVIDUAL BASKETBALL STATISTICS
Through games of Feb 25, 2020 (Conference games only)



OFFENSIVE REBOUNDS	CI	G	No.	Avg/G
1. Brockmeyer, Abby-SIU	Jr	14	41	2.9
2. Franklin, Jasmine-MSU	So	14	36	2.6
Wallen, Lexi-ILS	Sr	14	36	2.6
4. McChristine, Jamyra-INS	Jr	14	33	2.4
5. Hipp, Abby-MSU	Jr	14	29	2.1
6. Rhine, Sara-DU	Sr	15	30	2.0
Haack, Gabi-BRAD	Jr	14	28	2.0
8. Burich, Monica-DU	Sr	15	29	1.9
9. Martin, Nicole-SIU	Sr	14	25	1.8
10. O'Connor, Abby-LUC	Jr	14	24	1.7
11. Cavey, Kristina-UNI	Jr	15	25	1.7
12. Gartner, Emily-MSU	Jr	14	23	1.6
13. Wolf, Cynthia-UNI	So	15	24	1.6
14. Redmond, Juliunn-ILS	Jr	14	22	1.6
15. Wooldridge, Allie-DU	So	15	23	1.5

DEFENSIVE REBOUNDS	CI	G	No.	Avg/G
1. Feit, Abby-UE	Fr	15	110	7.3
2. Rhine, Sara-DU	Sr	15	103	6.9
3. O'Connor, Abby-LUC	Jr	14	93	6.6
4. Brackmann, Chelsea-BRAD	Sr	13	81	6.2
5. Redmond, Juliunn-ILS	Jr	14	86	6.1
6. Hittner, Becca-DU	Sr	15	92	6.1
7. Franklin, Jasmine-MSU	So	14	83	5.9
8. Maggett, TeTe-ILS	Sr	14	76	5.4
9. Gunnels, Bre-UNI	Jr	15	77	5.1
10. Haack, Gabi-BRAD	Jr	14	62	4.4
11. White, Nyjah-BRAD	Jr	14	60	4.3
12. McChristine, Jamyra-INS	Jr	14	59	4.2
13. Talbot, Megan-ILS	Sr	14	58	4.1
Stoller, Addison-Valpo	Jr	14	58	4.1
15. Wolf, Cynthia-UNI	So	15	61	4.1

MINUTES PLAYED	CI	G	No.	Avg/G
1. Feit, Abby-UE	Fr	15	546	36.4
2. Maggett, TeTe-ILS	Sr	14	484	34.6
3. O'Connor, Abby-LUC	Jr	14	478	34.1
4. Haack, Gabi-BRAD	Jr	14	468	33.4
5. Koenig, Tatum-BRAD	So	14	466	33.3
6. Weinman, Carrie-Valpo	So	14	457	32.6
7. Rucker, Karli-UNI	Jr	15	488	32.5
8. Petree, Lasha-BRAD	So	14	452	32.3
9. Crompton, Mary-ILS	Fr	14	447	31.9
10. Saylor, Paige-ILS	Jr	14	442	31.6
11. Frederick, Shay-Valpo	So	14	439	31.4
Hales, Grace-Valpo	Sr	14	439	31.4
13. Patrick, Brittney-SIU	Sr	14	427	30.5
14. Pitzer, Sommer-INS	Fr	15	451	30.1
15. Silvey, Makenzie-SIU	Jr	14	418	29.9
16. Wallace, Tiara-LUC	Sr	14	417	29.8
17. Redmond, Juliunn-ILS	Jr	14	416	29.7
18. Williams, Del'Janae-INS	Fr	15	443	29.5
19. Stoller, Addison-Valpo	Jr	14	413	29.5
20. Brackmann, Chelsea-BRAD	Sr	13	382	29.4
21. Nelson, Kristen-SIU	Sr	14	406	29.0
22. Wallen, Lexi-ILS	Sr	14	403	28.8
23. Calip, Brice-MSU	Jr	14	402	28.7
24. Rice, Ellie-LUC	Jr	14	401	28.6
25. Bracy, Lola-UE		13	366	28.2
26. Monahan, Maddie-DU	Jr	15	421	28.1
27. Willard, Alexa-MSU	Sr	14	391	27.9
28. White, Nyjah-BRAD	Jr	14	387	27.6
29. Newman, Anna-UE	So	15	389	25.9
30. Kroeger, Nicole-UNI	Jr	15	388	25.9



INDIVIDUAL BASKETBALL STATISTICS
Through games of Feb 25, 2020 (Conference games only)



TEAM IDENTIFICATION	Team ID
Bradley	BRAD
Drake	DU
Evansville	UE
Illinois State	ILS
Indiana State	INS
Loyola Chicago	LUC
Missouri State	MSU
Northern Iowa	UNI
Southern Illinois	SIU
Valparaiso	VALPO



Conference Team Highs
Through games of Feb 25, 2020 (All games)



TEAM HIGHS (highest totals made by)

Points	111	Missouri State vs William Jewell (12-31-19)
	108	Drake vs Evansville (01-19-20)
	105	Drake vs Indiana State (01-17-20)
	104	Drake vs Northern Iowa (01-03-20)
	103	Southern Illinois at SIUE (11-08-19)
Margin	103	Drake vs Waldorf (12-05-19)
	85 (103-18)	Drake vs Waldorf (12-05-19)
	72 (111-39)	Missouri State vs William Jewell (12-31-19)
	64 (108-44)	Drake vs Evansville (01-19-20)
	62 (101-39)	Bradley vs Eureka (11-16-19)
Field goals made	46 (95-49)	Valparaiso vs Chicago State (12-28-19)
	41	Bradley vs Eureka (11-16-19)
	41	Drake vs Waldorf (12-05-19)
	41	Missouri State vs William Jewell (12-31-19)
	37	Drake at South Dakota (11-13-19)
Field goal attempts	37	Missouri State at Oklahoma (11-14-19)
	37	Loyola Chicago at Chicago State (11-19-19)
	37	Drake vs Northern Iowa (01-03-20)
	37	Southern Illinois vs Evansville (02-23-20)
	82	Evansville vs Brescia (11-05-19)
Field goal percentage	81	Missouri State vs Evansville (02-21-20)
	77	Drake at South Dakota (11-13-19)
	75	Bradley vs Eureka (11-16-19)
	73	Illinois State vs Truman State (11-05-19)
	73	Drake vs Waldorf (12-05-19)
3-Pt FG made	73	Loyola Chicago at Illinois State (02-14-20)
	.639 (23-36)	Evansville at Austin Peay (11-21-19)
	.635 (33-52)	Drake vs Southern Illinois (02-07-20)
	.621 (41-66)	Missouri State vs William Jewell (12-31-19)
	.600 (33-55)	Drake vs Valparaiso (01-31-20)
3-Pt FG attempts	.600 (27-45)	Drake at Southern Illinois (01-12-20)
	16	Drake vs Evansville (01-19-20)
	15	Drake vs Iowa State (11-10-19)
	15	Northern Iowa at Missouri (11-13-19)
	15	Drake vs Southern Illinois (02-07-20)
3-Pt percentage	14	Bradley vs Eureka (11-16-19)
	14	Northern Iowa at Drake (01-03-20)
	14	Valparaiso vs Missouri State (01-05-20)
	14	Valparaiso at Evansville (01-12-20)
	14	Valparaiso vs Evansville (02-06-20)
Free throws made	42	Northern Iowa at Missouri (11-13-19)
	40	Evansville vs Brescia (11-05-19)
	38	Northern Iowa at Evansville (02-15-20)
	37	Northern Iowa vs Evansville (01-17-20)
	37	Drake vs Evansville (01-19-20)
	.700 (7-10)	Evansville at Austin Peay (11-21-19)
	.636 (14-22)	Valparaiso vs Missouri State (01-05-20)
	.600 (15-25)	Drake vs Southern Illinois (02-07-20)
	.588 (10-17)	Northern Iowa vs North Dakota State (11-06-19)
	.579 (11-19)	Illinois State vs Jackson State (12-19-19)
	38	Drake vs Indiana State (01-17-20)
	29	Bradley vs Miami (OH) (11-23-19)
	29	Northern Iowa vs Southern Illinois (02-09-20)
	29	Drake vs Bradley (02-20-20)
	28	Missouri State at Valparaiso (01-05-20)

Free throw attempts	28	Illinois State vs Valparaiso (02-16-20)
	28	Valparaiso at Loyola Chicago (02-22-20)
	28	Missouri State vs Indiana State (02-23-20)
	47	Drake vs Indiana State (01-17-20)
	38	Bradley vs Miami (OH) (11-23-19)
Free throw percentage	38	Valparaiso at Loyola Chicago (02-22-20)
	36	Missouri State at Valparaiso (01-05-20)
	34	Illinois State vs Valparaiso (02-16-20)
	34	Drake vs Bradley (02-20-20)
	1.000 (17-17)	Missouri State at Minnesota (11-05-19)
Rebounds	1.000 (15-15)	Missouri State vs Illinois State (02-02-20)
	1.000 (12-12)	Valparaiso at Northern Iowa (02-02-20)
	1.000 (11-11)	Drake vs Waldorf (12-05-19)
	.944 (17-18)	Northern Iowa at Iowa State (12-22-19)
	.944 (17-18)	Valparaiso vs Indiana State (02-08-20)
Assists	63	Bradley vs Eureka (11-16-19)
	59	Bradley at Western Illinois (11-20-19)
	57	Drake at Northern Illinois (12-29-19)
	57	Drake at Evansville (02-13-20)
	56	Loyola Chicago at Detroit Mercy (11-05-19)
Steals	56	Loyola Chicago at Kansas City (11-22-19)
	56	Missouri State vs William Jewell (12-31-19)
	33	Drake vs Waldorf (12-05-19)
	32	Bradley vs Eureka (11-16-19)
	31	Loyola Chicago at Chicago State (11-19-19)
Blocked shots	31	Drake vs Valparaiso (01-31-20)
	29	Drake at Indiana State (02-15-20)
	25	Drake vs Waldorf (12-05-19)
	21	Valparaiso at Evansville (01-12-20)
	19	Southern Illinois at Drake (02-07-20)
Turnovers	18	Valparaiso vs UIC (12-15-19)
	16	Evansville vs Brescia (11-05-19)
	16	Southern Illinois vs Drake (01-12-20)
	16	Southern Illinois vs Bradley (02-02-20)
	16	Indiana State at Loyola Chicago (02-06-20)
Fouls	15	Missouri State vs William Jewell (12-31-19)
	12	Drake vs Waldorf (12-05-19)
	10	Indiana State vs Northern Kentucky (12-16-19)
	9	Indiana State at UIC (11-19-19)
	9	Northern Iowa at Omaha (12-10-19)
	9	Valparaiso vs Chicago State (12-28-19)
	9	Bradley vs Evansville (01-03-20)
	9	Southern Illinois vs Northern Iowa (01-10-20)
	9	Drake vs Indiana State (01-17-20)
	9	Valparaiso at Northern Iowa (02-02-20)
	33	Evansville at Austin Peay (11-21-19)
	31	Evansville vs Eastern Illinois (11-19-19)
	31	Indiana State at Valparaiso (02-08-20)
	31	Loyola Chicago vs Valparaiso (02-22-20)
	28	Loyola Chicago vs DePaul (12-20-19)
	35	Indiana State at Western Illinois (11-14-19)
	33	Indiana State at Kansas (11-07-19)
	33	Indiana State at Drake (01-17-20)
	32	Evansville at SEMO (11-10-19)
	32	Loyola Chicago vs Valparaiso (02-22-20)



Conference Individual Highs Through games of Feb 25, 2020 (All games)



INDIVIDUAL PLAYER GAME HIGHS

Points	37	Hittner,Becca (Drake) vs Northern Iowa (01-03-20)
	36	Petree, Lasha (Bradley) vs Indiana State (01-05-20)
	35	Wallen, Lexi (Illinois State) vs Loyola Chicago (02-14-20)
	33	Maggett, TeTe (Illinois State) vs Western Illinois (12-04-19)
	31	Hittner,Becca (Drake) vs Southern Illinois (02-07-20)
	31	Rhine,Sara (Drake) vs Missouri State (02-09-20)
Field goals made	13	Feit,Abby (Evansville) vs Brescia (11-05-19)
	13	Petree, Lasha (Bradley) vs Indiana State (01-05-20)
	13	Rhine,Sara (Drake) vs Missouri State (02-09-20)
	12	Willard,Alexa (Missouri State) vs Texas A&M-CC (11-08-19)
	12	Willard,Alexa (Missouri State) at Oklahoma (11-14-19)
	12	Maggett, TeTe (Illinois State) vs Western Illinois (12-04-19)
Field goal attempts	24	Petree, Lasha (Bradley) at Drake (02-20-20)
	23	Feit,Abby (Evansville) vs Brescia (11-05-19)
	22	Maggett, TeTe (Illinois State) vs Truman State (11-05-19)
	22	Petree, Lasha (Bradley) vs George Mason (11-29-19)
	21	Willard,Alexa (Missouri State) at Oklahoma (11-14-19)
	21	Silvey,Makenzie (Southern Illinois) vs Memphis (11-20-19)
	21	Maggett, TeTe (Illinois State) vs Western Illinois (12-04-19)
	21	Petree, Lasha (Bradley) vs North Dakota State (12-05-19)
Field goal percentage	1.000 (8-8)	Rhine,Sara (Drake) vs Northern Iowa (01-03-20)
	.917 (11-12)	Franklin,Jasmine (Missouri State) vs Kansas City (12-01-19)
	.900 (9-10)	Brackmann, Chelsea (Bradley) vs Valparaiso (02-14-20)
	.889 (8-9)	Rhine,Sara (Drake) vs Southern Illinois (02-07-20)
	.833 (10-12)	McChristine,Jamyra (Indiana State) vs Drake (02-15-20)
3-Pt FG made	9	Gonzales, Janae (Loyola Chicago) at Detroit Mercy (11-05-19)
	7	Gonzales, Janae (Loyola Chicago) at Eastern Illinois (11-13-19)
	7	Hittner,Becca (Drake) vs Southern Illinois (02-07-20)
	6	Ruffridge,Elle (Missouri State) vs Texas A&M-CC (11-08-19)
	6	Silvey,Makenzie (Southern Illinois) at SIUE (11-08-19)
	6	Rucker,Karli (Northern Iowa) at Missouri (11-13-19)
	6	Weinman, Carie (Valparaiso) at Toledo (11-27-19)
	6	Petree, Lasha (Bradley) vs North Dakota State (12-05-19)
	6	Rucker,Karli (Northern Iowa) vs Evansville (01-17-20)
	6	Crompton, Mary (Illinois State) at Missouri State (02-02-20)
	6	Hales, Grace (Valparaiso) vs Evansville (02-06-20)
	6	Crompton, Mary (Illinois State) at Drake (02-22-20)
3-Pt FG attempts	15	Petree, Lasha (Bradley) vs George Mason (11-29-19)
	14	Petree, Lasha (Bradley) vs North Dakota State (12-05-19)
	13	Gonzales, Janae (Loyola Chicago) at Detroit Mercy (11-05-19)
	12	Haack, Gabi (Bradley) at Michigan (11-10-19)
	12	Gonzales, Janae (Loyola Chicago) at Eastern Illinois (11-13-19)
	12	Griffin,A'Niah (Evansville) at SIUE (11-13-19)
	12	Williams,Del'Janae (Indiana State) at UIC (11-19-19)
	12	Haack, Gabi (Bradley) vs Jackson State (12-10-19)
	12	Kroeger,Nicole (Northern Iowa) at Evansville (02-15-20)
	12	Crompton, Mary (Illinois State) at Drake (02-22-20)
3-Pt percentage	.692 (9-13)	Gonzales, Janae (Loyola Chicago) at Detroit Mercy (11-05-19)
Free throws made	18	Hittner,Becca (Drake) vs Northern Iowa (01-03-20)
	13	Frederick, Shay (Valparaiso) vs Bowling Green (11-24-19)
	13	Maahs,Megan (Northern Iowa) vs Southern Illinois (02-09-20)
	13	Wallen, Lexi (Illinois State) vs Loyola Chicago (02-14-20)
	12	Hittner,Becca (Drake) at Missouri State (01-10-20)
	12	Hittner,Becca (Drake) vs Bradley (02-20-20)
Free throw attempts	18	Hittner,Becca (Drake) vs Northern Iowa (01-03-20)

	15	Rice, Ellie (Loyola Chicago) at Portland (12-01-19)
	15	Hittner,Becca (Drake) at Bradley (01-26-20)
	14	Frederick, Shay (Valparaiso) vs Bowling Green (11-24-19)
	14	Calip,Brice (Missouri State) at Valparaiso (01-05-20)
	14	Maahs,Megan (Northern Iowa) vs Southern Illinois (02-09-20)
	14	Wallen, Lexi (Illinois State) vs Loyola Chicago (02-14-20)
Free throw percentage	1.000 (18-18)	Hittner,Becca (Drake) vs Northern Iowa (01-03-20)
	1.000 (10-10)	Cavey,Kristina (Northern Iowa) at Iowa State (12-22-19)
	1.000 (9-9)	Redmond, Juliunn (Illinois State) vs Valparaiso (02-16-20)
	1.000 (8-8)	Bhinhar,Mya (Missouri State) at Oklahoma (11-14-19)
	1.000 (8-8)	Hittner,Becca (Drake) vs Western Illinois (11-24-19)
	1.000 (8-8)	Hittner,Becca (Drake) at Southern Illinois (01-12-20)
	1.000 (8-8)	Haack, Gabi (Bradley) vs Drake (01-26-20)
	1.000 (8-8)	Hittner,Becca (Drake) vs Southern Illinois (02-07-20)
Rebounds	18	Feit,Abby (Evansville) vs Brescia (11-05-19)
	18	Brackmann, Chelsea (Bradley) vs Miami (OH) (11-23-19)
	14	O'Connor, Abby (Loyola Chicago) at Detroit Mercy (11-05-19)
	14	McChristine,Jamyra (Indiana State) at Murray State (12-07-19)
	14	Feit,Abby (Evansville) at Illinois State (01-05-20)
	14	Brackmann, Chelsea (Bradley) vs Northern Iowa (01-24-20)
	14	Franklin,Jasmine (Missouri State) vs Southern Illinois (02-15-20)
	14	Redmond, Juliunn (Illinois State) vs Valparaiso (02-16-20)
Assists	11	Rose,Brenni (Drake) vs Valparaiso (01-31-20)
	10	Rose,Brenni (Drake) at South Dakota (11-13-19)
	10	Verano, Violeta (Bradley) vs Eureka (11-16-19)
	9	Rose,Brenni (Drake) vs South Dakota St. (11-08-19)
	9	Maggett, TeTe (Illinois State) vs UT-Martin (11-30-19)
	9	Wallace, Tiara (Loyola Chicago) vs DePaul (12-20-19)
	9	Rose,Brenni (Drake) vs Indiana State (01-17-20)
	9	Wallace, Tiara (Loyola Chicago) at Illinois State (02-14-20)
Steals	7	Williams,Del'Janae (Indiana State) at UIC (11-19-19)
	7	Wallace,Makayla (Evansville) vs Murray State (12-03-19)
	6	Weinman, Carie (Valparaiso) at Evansville (01-12-20)
	6	Frederick, Shay (Valparaiso) at Evansville (01-12-20)
	6	Patrick,Brittney (Southern Illinois) vs Bradley (02-02-20)
	6	Weinman, Carie (Valparaiso) at Loyola Chicago (02-22-20)
Blocked shots	6	Echi,LeAndra (Indiana State) at UIC (11-19-19)
	6	Mertz,Mya (Drake) vs Waldorf (12-05-19)
	6	Morrison, Caitlin (Valparaiso) vs Chicago State (12-28-19)
	6	Petree, Lasha (Bradley) vs Illinois State (01-10-20)
	6	Rhine,Sara (Drake) vs Indiana State (01-17-20)
	6	Morrison, Caitlin (Valparaiso) at Northern Iowa (02-02-20)
Turnovers	9	Lola Bracy (Evansville) at Northern Iowa (01-17-20)
	8	Petree, Lasha (Bradley) vs Eureka (11-16-19)
	8	Maggett, TeTe (Illinois State) at Illinois (11-16-19)
	8	Bhinhar,Mya (Missouri State) at Gonzaga (12-20-19)
	8	Bracy, Lola (Evansville) at Bradley (01-03-20)
	8	Stoller, Addison (Valparaiso) vs Illinois State (01-17-20)
	8	Feit,Abby (Evansville) at Drake (01-19-20)
	8	Wallace, Tiara (Loyola Chicago) vs Valparaiso (02-22-20)