



MVC WOMEN'S BASKETBALL

WEEKLY RELEASE NO. 14: FEBRUARY 18, 2020

MVC WOMEN'S BASKETBALL CONTACT: RYAN DAVIS, ASSISTANT COMMISSIONER FOR COMMUNICATIONS

OFFICE: 314-444-4316 ■ CELL: 314-285-5675 ■ DAVIS@MVC.ORG

1818 CHOUTEAU AVE. ■ ST. LOUIS, MO 63103

MVC-SPORTS.COM



2019-20 Standings -- As of Mon., Feb. 17

	MISSOURI VALLEY				OVERALL				
	Record	Pct.	PF	PA	Record	Pct.	PF	PA	RPI
#18/23 Missouri State	11-1	.917	79.1	64.8	21-3	.875	78.3	64.8	4
Bradley	10-2	.833	71.2	62.8	19-4	.826	71.7	61.5	38
Drake	10-3	.769	84.7	67.6	18-7	.720	82.5	68.3	36
Northern Iowa	7-6	.538	66.8	64.3	15-9	.625	68.7	62.8	72
Illinois State	6-6	.500	70.6	69.0	14-9	.609	70.0	64.6	91
Loyola Chicago	6-7	.462	62.4	64.2	15-9	.625	68.2	63.5	130
Valparaiso	6-7	.462	68.1	69.5	14-10	.583	67.7	66.2	154
Southern Illinois	5-7	.417	64.4	64.8	13-10	.565	70.1	65.1	79
Indiana State	2-11	.154	59.5	75.2	4-21	.160	60.4	71.4	278
Evansville	0-13	.000	54.7	77.5	3-21	.125	58.5	73.7	324

• • MVC Home: 38-25 • • Non-Conference: 73-40 • Home: 39-9 • Away: 28-25 • Neutral: 6-6 • Top-25: 1-4 • •

Recent Results/ Upcoming Schedule

Thursday, February 13

Drake at EvansvilleDU, 66-51*
UNI at Indiana StateINS, 65-63*

Friday, February 14

Loyola at Illinois StateILS, 86-85 (2OT)*
Valparaiso at BradleyBRAD, 90-69*

Saturday, February 15

Drake at Indiana StateDU, 92-71*
UNI at EvansvilleUNI, 67-49*
So. Illinois at #17 Missouri State.....MSU, 88-57*

Sunday, February 16

Loyola at BradleyBRAD, 71-50*
Valparaiso at Illinois StateVALPO, 78-70*

Thursday, February 20

Bradley at Drake (ESPN+) 6 PM*
Illinois State at UNI (ESPN+)6:30 PM*

Friday, February 21

Indiana State at Southern Illinois (ESPN+) 6 PM*
Evansville at #18 Missouri State (ESPN+) . 7 PM*

Saturday, February 22

Illinois State at Drake (ESPN3)..... 2 PM*
Valparaiso at Loyola (ESPN3) 2 PM*
Bradley at UNI (ESPN3) 2 PM*

Sunday, February 23

Indiana State at #18 Missouri State (ESPN+).... 2 PM*
Evansville at Southern Illinois (ESPN+)..... 2 PM*

ALL TIMES CENTRAL
* MVC Contest




MVC Player of the Week

Chelsea Brackmann, Sr., F, Bradley

Brackmann averaged 22.0 points and 10.0 rebounds per game, while shooting 75 percent from the field in addition to making 13-of-14 free throw attempts in a pair of home victories that kept Bradley alone in second in the MVC standings. She opened the week with a season-best 24 points on 9-of-10 shooting and finished a rebound short of a double-double in a 90-69 win over Valparaiso. The 9-for-10 shooting was the best by a Brave (minimum 10 attempts) since Jan. 7, 2006. In

Sunday's 71-50 victory against Loyola, Brackmann turned in her fourth double-double of the year with 20 points and 11 rebounds, making 6-of-10 from the field and going 7-for-7 from the free throw line. She tied the Bradley career record with her 36th career game with 10+ rebounds, along with pulling down her 900th career rebound as she moved into 17th in MVC history in career rebounding.

Other Notable Performances: Becca Hittner (DU); Lexi Wallen (ILS); Jamyra McChristine (INS); Tiara Wallace (LUC); Elle Ruffridge (MSU); Nicole Martin (SIU); Addison Stoller (VALPO)



MVC Newcomer of the Week

Jamyra McChristine, Jr., F, Indiana State

Junior Jamyra McChristine played a key role in the Sycamores' success over the weekend. McChristine led the charge on Thursday against Northern Iowa, helping the Sycamores upset the Panthers and earn their first win over UNI since March 8, 2014 behind a career-high 24 points and nine rebounds as well as two steals. Then on Saturday, the junior recorded 22 points and eight boards against Drake, the highest point total for the Sycamores against the Bulldogs since Bilqis Abdul-

Qaadi put up 26 on January 5, 2014. On the weekend, McChristine averaged 23 points and 8.5 rebounds while shooting 20-28 from the floor.

Other Notable Performances: Kierra Collier (DU); Abby Feit (UE); Juliann Redmond (ILS); Sam Galanopoulos (LUC); Trinity Knapp (MSU)



/MISSOURIVALLEYCONFERENCE



@MVCSPORTS

@VALLEYHOOPS



@MVCSPORTS



@MISSOURIVALLEYVIDS

NOTEWORTHY

In addition to the league's Player and Newcomer of the Week selections, several conference players had notable performances, including:

Becca Hittner (DU) - Becca Hittner had a historic weekend as Drake went 2-0 on its Indiana road trip with wins over Evansville and Indiana State. In the victory over the Purple Aces, Hittner became the sixth Drake player and 10th in the MVC to surpass 2,000 career points. Overall, she averaged 15.0 points and 10.0 rebounds per game while shooting 58.8 percent (10-of-17) from the floor and 50.0 percent (4-of-8) from three in averaging just 23.5 minutes in each win. Hittner hit the 2K mark with the first of two free throws with 6:42 left against Evansville as she finished with her fourth double-double this season with 16 points and a career-high 13 rebounds. Hittner closed the trip with 14 points, seven rebounds and two assists in just 20 minutes against the Sycamores. Hittner, the reigning Valley Player of the Week, averages a league-high 18.2 points per game.

Lexi Wallen (ILS) - Fifth-year senior Lexi Wallen averaged 26.0 points and 7.5 rebounds in a pair of games over the weekend, including a career performance in Illinois State's 86-85 double overtime win over Loyola Chicago on Friday. Wallen put up a career-high 35 points and seven rebounds in the victory, coming through when it mattered most and scoring 10 points in the final 39 seconds of regulation and the game-tying triple to force an overtime period. The Champaign, Illinois native totaled 10 more points in the following two overtime periods, including the layup that knotted the score and forced 2OT and the two game-winning free throws with seconds left to give the 'Birds the victory. Wallen put up another strong performance in Sunday's game with Valparaiso, recording 17 points and grabbing eight boards in 32 minutes of action.

Tiara Wallace (LUC) - Loyola senior guard Tiara Wallace averaged 13.5 points, 4.5 rebounds, 5.5 assists, and 2.0 steals in the Ramblers' two games in Central Illinois over the weekend. In Friday's double-overtime thriller with Illinois State, Wallace posted her second-straight 20-plus point effort, finishing with 22 points (9-16 FGs, 4-4 FTs), a career-high tying nine assists, seven rebounds, and three steals. The Berkeley, Ill. native, who added five points (1-10 FGs, 1-2 3FGs, 2-2 FTs), two rebounds, and two assists against Bradley on Sunday, is averaging 15.0 points and 5.0 assists, both team-best marks, over Loyola's last five games.

Elle Ruffridge (MSU) - Elle Ruffridge scored a game-high 16 points off the bench in Saturday's victory over SIU, shooting 6-for-7 overall and 4-for-5 from 3-point range. The Lady Bears out-scored the Salukis by 20 points in Ruffridge's 16 minutes on the floor, and she tallied 11 points in the second half to go with a pair of rebounds. The junior ranks fourth in the MVC in 3-point accuracy at 42 percent.

Nicole Martin (SIU) - Nicole Martin scored a team-best 14 points at Missouri State on Saturday. The two-time All-MVC selection added two boards and two steals in 22 minutes of work. It marked the third-straight game, and 16th time this season, that the senior from Jefferson City, Mo. has scored in double figures.

Addison Stoller (VALPO) - Stoller led the way as Valpo earned a key road win at Illinois State on Sunday. Stoller scored 13 of her career-best 25 points in the first quarter, out-scoring ISU by herself 13-9 in the opening period. She also set a season high with her 10 rebounds for her first double-double of the year. Over the pair of games last weekend, Stoller was a perfect 10-for-10 at the foul line and has now made 29 straight free throws.

Kierra Collier (DU) - Kierra Collier returned to the Bulldogs' starting lineup against Evansville. Collier, who played limited minutes in the prior game against Missouri State, had missed the previous three games due to injury. Collier averaged 11.5 points, 2.5 rebounds and 2.5 assists in the 2-0 road trip. She scored nine points and handed out four assists against Evansville. Collier followed that with 14 points, her third-best scoring total this season and added four assists and two steals against the Sycamores. In her first season, Collier averages 8.4 points, 2.4 rebounds and 2.9 assists per game.

Abby Feit (UE) - It was another impressive weekend for freshman Abby Feit, facing Drake and UNI. Against the Bulldogs, Feit finished tied for a game-high with 16 points, pulling down eight boards to go along with five steals and a pair of assists. Feit continued to contribute on Saturday against UNI as the freshman scored five points and recorded a game-high 11 rebounds and dished out five assists, adding three steals and two blocks.

Juliunn Redmond (ILS) - Junior Juliunn Redmond continues to excel in Valley play, putting up a pair of double-double performances over the weekend while averaging 19.5 points, 12.0 rebounds, 3.0 assists and 3.0 steals. Redmond recorded 19 points while grabbing 10 boards in ISU's 86-85 double overtime win over Loyola Chicago. In Sunday's game versus Valparaiso, Redmond also posted a team-high 20 points and set a new career-high of 14 rebounds. The junior, who has now recorded three-straight double-doubles to bring her total to four on the season, has finished in double figures in 12 of 14 MVC games.

Sam Galanopoulos (VALPO) - Loyola freshman guard Sam Galanopoulos added 10.0 points, 2.5 rebounds, and 1.5 assists across the Maroon & Gold's two games over the weekend. After chipping in eight points (2-6 FGs, 1-1 3FGs, 3-4 FTs), two rebounds, and an assist versus Illinois State on Friday, the Skokie, Ill. product poured in a team-high 12 points (4-10 FGs, 2-2 3FGs, 2-2 FTs) in Sunday's clash with Bradley, also grabbing three rebounds and dishing out two assists against the Braves. Galanopoulos, who has seen action in all 24 games during her freshman campaign, is averaging 5.3 points and 2.7 rebounds this season.

Trinity Knapp (MSU) - Trinity Knapp tallied five points and a rebound in eight minutes against Southern Illinois, including a 3-pointer to close the first half. The freshman was 2-for-3 from the floor and leads MSU in scoring rate this season at 25.3 points per 40 minutes.

PLAYERS OF THE WEEK

DATE	PLAYER	SCHOOL
N11	Sara Rhine	Drake
N18	Alexa Willard	Missouri State
N25	Gabi Haack	Bradley
D2	Jasmine Franklin	Missouri State
D9	Lasha Petree	Bradley
D16	Jasmine Franklin	Missouri State
D23	Lexi Wallen	Illinois State
J6	Lasha Petree	Bradley
J13	Lasha Petree	Bradley
J20	Gabi Haack	Bradley
J27	Gabi Haack	Bradley
F3	Brice Calip	Missouri State
F10	Becca Hittner	Drake
F17	Chelsea Brackmann	Bradley
F24		
M2		
M9		

NEWCOMERS OF THE WEEK

DATE	PLAYER	SCHOOL
N11	Abby Feit	Evansville
N18	Kristina Cavey	UNI
N25	Sam Galanopoulos	Loyola Chicago
D2	Carie Weinman	Valparaiso
D9	Jamyra McChristine	Indiana State
D16	Lola Bracy	Evansville
D23	Kristina Cavey	UNI
J6	Mary Crompton	Illinois State
J13	Carie Weinman	Valparaiso
J20	Gabby Walker	Southern Illinois
J27	Juliunn Redmond	Illinois State
F3	Juliunn Redmond	Illinois State
F10	Juliunn Redmond	Illinois State
F17	Jamyra McChristine	Indiana State
F24		
M2		
M9		

MVC Players and Newcomers of the Week are selected each week during the women's basketball season. The players are announced on Monday afternoon and appear in a weekly press release. Nominees are provided by each school's sports information contact and voted on by a panel appointed by the league office.

History Made!

Drake senior Becca Hittner joined teammate Sara Rhine in The Valley's 2,000 career point club over the weekend. Hittner surpassed the mark with 16 points in the win at Evansville Thursday. The two standouts are climbing their way up the MVC career scoring list. Rhine has scored 2,094 career points and currently sits 7th on the MVC list. Hittner currently ranks 10th with 2,021 points.

Rhine and Hittner became the first set of teammates in The Valley's 113-year history (men or women) to eclipse 2,000 career points in the same season.

Career Points (MVC History)

1.	3,393 - Jackie Stiles, Missouri State	1998-01
2.	2,636 - Wanda Ford, Drake	1982-86
3.	2,551 - Lizzy Wendell, Drake	2014-17
4.	2,271 - Casey Garrison, Missouri State	2008-12
5.	2,139 - Kristi Cirone, Illinois State	2005-09
6.	2,099 - Sara Dickey, Evansville	2014-17
7.	2,094 - Sara Rhine, Drake	2015-pres.
8.	2,073 - Kari Koch, Missouri State	2003-06
9.	2,054 - Jacqui Kalin, UNI	2012-13
10.	2,021 - Becca Hittner, Drake	2016-pres.

Best MVC Records

Since the Gateway became the Missouri Valley Conference in the 1992-93 season, two league teams have gone through MVC play unscathed (Drake in 2016-17 and 2017-18). Four teams (Drake in 2018-19, Wichita State in 2014-15, UNI in 2010-11 and Drake in 1997-98) finished Valley play at 17-1, while another four teams had their best conference finish at 16-2. Missouri State accomplished this feat four times (1995-96, 2000-01, 2003-04 and 2018-19), while Illinois State (2009-10), Indiana State (2005-06) and Southern Illinois (2006-07) also completed a Valley season at 16-2.

Record	Team	Year	MVC Finish	MVC Journey
18-0	DU	2017-18	1st	Champs
18-0	DU	2016-17	1st	Champs
17-1	DU	2018-19	1st	Runner-Up
	DU	1997-98	1st	Champs
17-1	WSU	2014-15	1st	Champs
17-1	UNI	2010-11	1st	Champs
16-2	ILS	2009-10	1st	Runner-Up
16-2	MSU	1995-96	1st	Champs
	MSU	2000-01	T-1st	Champs
	MSU	2003-04	1st	Champs
	MSU	2018-19	2nd	Champs
16-2	SIU	2006-07	1st	Quarters
16-2	INS	2005-06	1st	Runner-Up

14 Wins and Counting...

The Valley currently has seven teams at 14 wins or more on the season. The Valley joins the Big Ten, SEC, ACC, A10, Big 12, Big East and Pac-12 as the only conferences with 7 or more teams sitting with 14 or more wins.

Teams with 14 Wins (Feb. 18)

10 - Big Ten, SEC
9 - ACC
7 - A10, Big 12, Big East, Missouri Valley, Pac-12

The last time The Valley had 8 teams reach at least 14 wins on the season was the 2011-12 season when the MVC sent seven teams to the postseason (1 NCAA, 4 WNIT, 2 WBI).

Elite Company

Illinois State's TeTe Maggett enters the week averaging 15.8 points, 6.1 rebounds and 4.0 assists per game.

Since 1992-93, only two Valley players have ended a season averaging 15.5 ppg, 6.0 rpg and 4.0 apg. Missouri State's Jenni Lingor did during the 2005 season (won Jackie Stiles Player of the Year) and MSU's Casey Garrison did during the 2010 season (won Jackie Stiles Player of the Year).

Player	Year	PPG	RPG	APG
Jenni Lingor, MSU	04-05	20.0	6.3	4.5
Casey Garrison, MSU	09-10	19.9	7.3	5.1

On the Cusp

Drake is on the cusp of its sixth-consecutive 20-win season with an overall record of 18-7. The impressive streak began in 2014-15. The league record for consecutive 20-win seasons is held by Drake and Missouri State, with each holding a streak of six-straight.

Consecutive 20-win seasons since 1982-83

1.	Drake (1996-97 through 2000-01)	6
	Missouri State (1990-91 through 1995-96)	6
3.	Illinois State (2006-07 through 2010-11)	5
	Southern Illinois (1982-83 through 1986-87)	5
	Drake (2014-15 through current)	5

What's the Difference?

Over the past 20 seasons (since 1999-2000), 12 MVC teams have registered a scoring margin of +12 or better for a season. Currently, two Valley teams have a scoring margin over 12 points. Drake leads with a +14.2 margin, followed by Missouri State (+13.5). Last year Drake finished with a +13.9 ppg margin. This would be the fifth-straight season with a scoring margin of +12 for the Bulldogs.

Team	Year	PPG	PPG Allowed	Margin
MSU	2003-04	77.7	58.5	+19.2
Drake	2016-17	82.2	64.4	+17.8
MSU	2000-01	82.8	66.5	+16.3
Drake	2017-18	82.4	67.4	+15.0
UNI	2010-11	69.7	54.8	+14.8
UE	1999-00	73.6	59.4	+14.2
Drake	2019-20	82.5	68.3	+14.2
Drake	2018-19	80.5	66.6	+13.9
WSU	2013-14	71.1	57.3	+13.8
MSU	2019-20	78.3	64.8	+13.5
INS	2002-03	80.0	66.9	+13.1
WSU	2014-15	64.4	51.8	+12.7
ILS	2007-08	76.9	64.3	+12.6
Drake	2015-16	79.6	67.3	+12.3

Home Sweet Home

Two MVC teams continue to remain unbeaten at home entering the week as Bradley (11-0) and Missouri State (11-0) are still perfect.

Bradley is riding a school record 17-game streak which ranks 4th nationally, trailing Baylor (53), Iowa (34) and Belmont (19).

Collectively, the league has won 60.3 percent of the time at home during league play this year (after winning 81.3 percent of its home games in non-league play). Notably, the top five teams in the league standings have combined for a full-season 52-5 record at home.

Best MVC Home Records (Since 2007-08)

1.	2007-08	61-29 (.678)
2.	2009-10	58-32 (.644)
3.	2010-11	57-33 (.633)
4.	2011-12	56-34 (.622)
5.	2012-13	53-37 (.589)

Historic Conference RPI

The Valley ranks eighth nationally in the NCAA's conference RPI report (Feb. 18). The Valley sits behind the Pac-12, Big Ten, Big 12, SEC, ACC, Big East and Ivy entering this week.

The Valley record for RPI in a season is 8th (2011).

Conference RPI

1.	Pac-12
2.	Big Ten
3.	Big 12
4.	SEC
5.	ACC
6.	Big East
7.	Ivy League
8.	Missouri Valley

RPI Update

The latest installment of the NCAA RPI Report (Feb. 18) has six Valley teams that rank in the top-100, including three in the top 40. Missouri State sits No. 4 in the RPI, Drake comes in at No. 36 and Bradley No. 38. UNI (72), Southern Illinois (79) and Illinois State (91) also appear in the Top 100.

The Valley joins the Power Five leagues and the Big East as the only leagues to have six or more Top 100 teams.

First Year Success

Missouri State first-year head coach Amaka Agugua-Hamilton has moved into fourth place on The Valley coaching list for most wins in a first year. Coach Mox's 21 wins is two wins shy of third place (Lisa Stone of Drake).

Creighton's Jim Flanery (2002-03) and Drake's Lisa Stone (2000-01) each won a share of the regular season MVC title during their first year at the helm.

Lisa Stone won the league's Coach of the Year award in her first season (2001).

MOST COACHING WINS, 1ST-YEAR COACHES

Name, School (Years)	League	Overall
Jim Flanery, Creighton (2002-03)	13-5	24-9
Stephanie Glance, Illinois State (2010-11)	12-6	24-11
Lisa Stone, Drake (2000-01)	16-2	23-7
Amaka Agugua-Hamilton, MSU (2019-20)	11-1	21-3
Connie Yori, Creighton (1992-93)	12-4	20-8

Chasing History

Currently, Drake is averaging 82.5 points per game, ranking 7th nationally. The all-time Valley record for scoring was set in 1995 as Drake averaged 83.5 ppg. The Bulldogs have led The Valley in scoring each of the past five seasons, becoming the first men's or women's team to lead the league five-straight seasons.

Top 5 in Valley History (Scoring)

1.	Drake (1995)	83.5
2.	Missouri State (2001)	82.8
3.	Bradley (1983)	82.7
4.	Drake (2018)	82.4
5.	Drake (2017)	82.2

High On the Charts

Currently, Missouri State ranks in the Top 20 in 8 different NCAA women's basketball statistical rankings.

The Lady Bears rank...

1st. Defensive Rebound %	77.0%
3rd. Three-Point FG %	39.4%
7th. Free Throws Made	390
14th. Rebound Margin	+9.2
15th. Scoring	78.3
15th. Winning Percentage	87.5%
17th. Field Goal %	45.5%
20th. Free Throw %	76.3%

Impressive Resume

Missouri State enters the week as one of only 13 teams with 11 or more Top 100 RPI wins this season. The Lady Bears are 11-3 (78%) vs. the RPI Top 100 and join DePaul and UConn as the only non Power Five teams on the list.

Most Top 100 RPI Wins (Feb. 18)

16 - South Carolina
15 - Oregon
14 - Baylor
13 - Maryland, UCLA
12 - DePaul, Iowa, Louisville, Northwestern, Texas A&M
11 - Missouri State, Stanford, UConn

Climbing Valley Charts

Drake senior Sara Rhine is also climbing her way up the Missouri Valley Conference career field goal list. Rhine has made 798 career field goals (ranks 4th nationally) entering this weekend and currently sits 5th on the MVC list.

Career Field Goals Made (MVC History)

1.	1,160 - Jackie Stiles, Missouri State	1998-01
2.	1,132 - Wanda Ford, Drake	1982-86
3.	933 - Lizzy Wendell, Drake	2014-17
4.	840 - Jan Jensen, Drake	1987-91
5.	798 - Sara Rhine, Drake.....	2015-pres.
6.	792 - Casey Garrison, Missouri State	2008-12
7.	790 - Carla Bennett, Drake	1999-03

Drake seniors Sara Rhine and Becca Hittner are climbing their way up the Missouri Valley Conference career free throw list. Hittner has made 468 career free throws entering this weekend and currently sits 10th on the MVC list. Rhine currently ranks 14th with 440.

Career Free Throws Made (MVC History)

1.	852 - Jackie Stiles, Missouri State.....	1998-01
2.	582 - Carrie Welle, Creighton.....	1995-98
3.	576 - Melanie Boeglin, Indiana State.....	2002-06
4.	558 - Casey Garrison, Missouri State.....	2008-12
5.	525 - Tricia Wakely, Drake.....	1993-96
6.	520 - Amy Hile, Indiana State.....	1983-87
7.	512 - Kristi Cirone, Illinois State.....	2005-09
8.	495 - Tyonna Snow, Missouri State.....	2013-16
9.	477 - Jacqui Kalin, UNI.....	2007-10; 2012-13
10.	468 - Becca Hittner, Drake.....	2016-pres.
11.	465 - Cartasha Macklin, Southern Illinois.....	2012-16
12.	457 - Angela Buckner, Wichita State.....	2000-04
13.	455 - Lizzy Wendell, Drake.....	2014-17
14.	440 - Sara Rhine, Drake.....	2015-pres.

Drake senior Sara Rhine and Bradley senior Chelsea Brackmann are also climbing their way up the Missouri Valley Conference career rebound list. Rhine has 943 career rebounds entering this weekend and currently sits 10th on the MVC list, while Brackmann sits 16th with 909. Rhine could join Drake's Wanda Ford (1982-86) as the only players in Valley women's basketball history to have over 2,000 career points and 1,000 career rebounds.

Career Rebounds (MVC History)

1.	1,815 - Wanda Ford, Drake	1982-86
2.	1,297 - Angela Buckner, Wichita State.....	2000-04
3.	1,218 - Dyana Pierre, Southern Illinois.....	2013-16
4.	1,049 - Alex Cook, UNI	2001-05
5.	1,016 - Jennifer Kackza, Wichita State.....	1999-02
6.	1,013 - Jill Martin, Drake	2003-08
7.	974 - Carla Bennett, Drake.....	1999-03
8.	953 - Rachael Hackbarth, Drake	2008-12
9.	945 - Amy Rakers, Southern Illinois.....	1987-91
10.	943 - Sara Rhine, Drake.....	2015-pres.
11.	938 - Antionette Wells, Wichita State.....	2004-07
12.	929 - Megan Neuvirth, Creighton	2006-10
	929 - Shannon Thomas, Indiana State.....	2008-12
14.	916 - Amy Hile, Indiana State.....	1983-87
15.	910 - Jeanette Tendai, Missouri State.....	1983-86
16.	909 - Chelsea Brackmann, Bradley	2016-pres.

Drake senior Becca Hittner is also climbing her way up the Missouri Valley Conference career three-point field goal list. Hittner has 245 career 3-point field goals entering this week and currently sits 16th on the MVC list.

3-Point Field Goals Made

1.	294 - Dayna Finch, Creighton.....	2001-04
2.	277 - Rishonda Napier, Southern Illinois	2014-17
3.	276 - Brittany Schoen, Indiana State.....	2008-12
4.	271 - Kari Koch, Missouri State.....	2002-06
5.	266 - Lindsay Whorton, Drake.....	2004-08
6.	265 - Jenni Lingor, Missouri State.....	2002-05
7.	263 - Kelsey Luna, Indiana State	2006-10
8.	262 - Jaleshia Roberson, Missouri State.....	2008-12
9.	261 - Kelsey Woodard, Creighton	2007-11
	261 - Jacqui Kalin, UNI.....	2007-10; 2012-13
11.	258 - Melody Howard, Missouri State.....	1991-94
12.	256 - Kourtney Mennen, Indiana State.....	1999-03
13.	250 - Laura Spanheimer, Creighton.....	2002-05
14.	249 - Kylie Giebelhausen, Southern Illinois	2014-18
15.	248 - Michelle Nason, Western Illinois/Bradley..	1992, 93-95
16.	245 - Becca Hittner, Drake.....	2016-pres.

High Percentage

Drake enters this week ranking 3rd nationally in Field Goal Percentage (48.8%). Drake finished 10th in FG% last year, 5th in 2017-18, and 2nd in 2016-17. UConn is the only other school to finish in the top 10 in the last three seasons. The Huskies currently sit 8th nationally.

Missouri State also ranks in the Top 20 in Field Goal % nationally, shooting 45.5% from the field.

Drake's Sara Rhine enters the week ranking 4th nationally in field goal percentage (66.3%). The MVC record for FG% in a single season is Tonya Baucom of Missouri State in 1991-92 (65.8%).

The Valley as a whole is shooting 42.3% from the field this season, ranking 4th nationally among NCAA DI Conferences.

Field Goal Percentage (By Conference)

1.	SEC	42.8%
2.	Big Ten	42.7%
3.	Pac-12	42.6%
4.	Missouri Valley	42.3%
5.	Big 12	42.2%

Solid from Deep

Missouri State enters this week ranking 3rd nationally in Three-Point FG Percentage (39.4%).

The Valley as a whole is shooting 32.9% from behind the arc this season, ranking 3rd nationally among NCAA DI Conferences.

Three-Point FG Percentage (By Conference)

1.	Big Ten	33.3%
2.	Big East.....	33.1%
3.	SEC	32.9%
	Missouri Valley	32.9%
5.	Pac-12	32.8%

Sharing the Rock

Drake enters the week averaging 22.3 assists per game, which is tied for first nationally with Baylor. Drake is the only team in the country to rank in the top three of Assists Per Game each of the previous three seasons.

Assists Per Game

1.	Drake	22.3
	Baylor	22.3
3.	Oregon	21.0
4.	Marist.....	20.3
5.	Iowa.....	19.9

Sharp Shooters

The Valley has four of the nation's top 20 teams in free-throw percentage this season. Valpo currently leads the league and sits 2nd nationally (80.4%), while Drake sits 11th (77.5%), UNI sits 12th (77.4%) and Missouri State 20th (76.3%).

Missouri State's Alexa Willard leads The Valley and ranks No. 6 nationally hitting 89.9% of her attempts.

The Valley as a whole is shooting 71.6% from the line this season, ranking 4th nationally among NCAA DI Conferences.

Free-Throw Percentage (By Conference)

1.	Pac-12	72.9%
2.	Mountain West.....	72.7%
3.	Summit League.....	71.9%
4.	Missouri Valley	71.6%
5.	Big East.....	71.5%

Top Freshman

Abby Feit of Evansville is the league's top scoring and top rebounding freshman, as she is averaging 13.6 points and 8.6 rebounds per game.

The last player to lead the MVC as the highest scoring and rebounding freshman was Sara Rhine of Drake in 2015-16 (13.3 ppg, 7.0 rpg)

Below is a look at freshman in MVC women's basketball reaching 400 points, dating back to the 1993-94 season. Feit sits at 327 points entering this week.

Name, School (Freshman Season)	Points
Jackie Stiles, Missouri State (1997-98)	618
Sara Dickey, Evansville (2013-14)	546
Lizzy Wendell, Drake (2013-14)	536
Cartasha Macklin, Southern Illinois (2011-12)	495
Casey Garrison, Missouri State (2008-09)	476
Kari Koch, Missouri State (2002-03)	456
Sara Rhine, Drake (2015-16)	440
Carla Bennett, Drake (1999-00)	430
Maddy Dean, Drake (2014-15)	423
Kourtney Mennen, Indiana State (1999-00)	418
Jacqui Kalin, UNI (2007-08)	413
Tammi Blackstone, Drake (1996-97)	400

Streaks in League Play

Below is a look at the longest winning streaks against an MVC opponent:

Longest Winning Streaks vs. MVC Opponent

27 - Southern Illinois over Bradley (1983-95)
 25 - Missouri State over UNI (1989-00)
 21 - Illinois State over UNI (1984-94)*
 20 - UNI over Wichita State (2000-09)
 20 - Drake over Southern Illinois (1997-05)
 19 - Drake over Bradley (1996-04)
 19 - Missouri State over Southern Illinois (1997-06)
 19 - Missouri State over Wichita State (1988-97)
 17 - Drake over UNI (1987-95)
 17 - Southern Illinois over UNI (1984-92)
 16 - UNI over Bradley (2012-20)
 16 - Missouri State over Bradley (1992-97)
 15 - Illinois State over Bradley (2006-13)
**ILS won 22-straight in the series*

Longest Current Winning Streaks vs. MVC Opponent

14 - Drake over Illinois State (2014-present)
 13 - Missouri State over Loyola (2014-present)
 13 - Missouri State over Indiana State (2015-present)
 13 - UNI over Evansville (2015-present)
 12 - Drake over Loyola (2014-present)

ESPN Bracketology

The latest ESPN.com women's basketball bracketology from Charlie Creme (Feb. 18) has three MVC teams in the field of 64. Missouri State remains a No. 5 seed playing Oklahoma State in Iowa City, while Drake is a No. 8 seed playing Tennessee in Eugene. Bradley remains one of the "Last Four In" and is slated as a No. 11 seed playing TCU in Tucson. The MVC is one of seven leagues receiving three or more bids.

Poll Position

Missouri State remained in this week's AP Top 25 Poll, coming in at No. 23 this week.

The Lady Bears continue to appear in the latest USA Today Coaches Top 25 poll, sitting at No. 18 this week.

Mid-Major Top-25 Poll

Bradley, Drake and Missouri State all appear in the latest CollegeInsider.com Mid-Major Top 25 (Feb. 11). The Lady Bears sit fifth in the poll, while Drake sits 12th and Bradley 18th. UNI and Loyola are also receiving votes.

Top Five Finishes

UNI is the only Valley team to have finished in the top-five of the league standings for the past 10 seasons. The Panthers won the MVC in 2010-11 (17-1) and 2015-16 (15-3), finished in second place once (2016-17, 15-3), finished in third place three times (2013-14, 13-5; 2017-18, 13-5; 2018-19, 12-6), had two fourth-place finishes (2014-15, 12-6; 2012-13, 10-8) and two fifth-place finishes (2011-12, 9-9; 2009-10, 10-8).

Top-Five MVC Finishes, Last Nine Seasons

UNI - 10 (2010, 2011, 2012, 2013, 2014, 2015, 2016, 2017, 2018, 2019)
 Missouri State - 8 (2010, 2011, 2012, 2015, 2016, 2017, 2018, 2019)
 Drake - 7 (2012, 2014, 2015, 2016, 2017, 2018, 2019)
 Illinois State - 5 (2010, 2011, 2012, 2013, 2019)
 Southern Illinois - 4 (2015, 2016, 2017, 2018)
 Indiana State - 3 (2013, 2014, 2018)
 Bradley - 2 (2010, 2019)
 Loyola - 1 (2016)
 Evansville - 1 (2014)

1,000 Point Club

The Valley has nine active players in the 1,000 point club.

Sara Rhine sits fourth on the NCAA career scoring chart, while Hittner sits seventh. Rhine and Hittner are the second highest teammate career scoring tandem in the country behind Oregon's Sabrina Ionescu and Ruthie Hebard.

Current MVC Players in 1,000 Point Club

2,094 - Sara Rhine, Drake
 2,021 - Becca Hittner, Drake
 1,434 - Alexa Willard, Missouri State
 1,327 - Nicole Martin, Southern Illinois
 1,122 - Makenzie Silvey, Southern Illinois
 1,086 - Gabi Haack, Bradley
 1,082 - Abby O'Connor, Loyola Chicago
 1,071 - Grace Hales, Valparaiso
 1,050 - Chelsea Brackmann, Bradley

Power Five Wins

The MVC secured nine wins over Power Five programs during the non-conference schedule. The Valley went 9-12 vs. Power Five teams, tripling last season's win total of three. The Valley has a winning record against the Big 12 (3-2) and SEC (3-1) and sits 3-7 vs. the Big Ten and 0-2 vs. the Pac-12. The average margin of victory in the nine wins was 8.7 points per game. Missouri State and UNI each had three, Drake two, and Illinois State one.

MVC's Wins Over Power Five Teams

Iowa State at Drake, W - 86-81
 Missouri State at Oklahoma, W - 96-90
 Illinois State at Illinois, W - 74-58
 Iowa at UNI, W - 88-66
 Missouri State at Minnesota, W - 77-69
 UNI at Missouri, W - 78-73
 Drake vs. Auburn, W - 83-82
 Missouri at Missouri State, W - 79-72
 UNI at Iowa State, W - 71-63

New Non-Con Record

Valley women's basketball reached 73 wins in non-conference play. Only five times previously since the 1992-93 season has the MVC claimed 60+ non-league wins in a season. This year's 73 wins sets a new league record for most non-con wins, surpassing 66 wins in 2009-10. This season marks the second-best non-conference win percentage in league history, trailing only the 1994-95 season.

MVC Top Non-Conference Records (by Winning %)

1.	1994-95	54-28 (.659)
2.	2019-20	73-40 (.646)
3.	1998-99	55-31 (.640)
4.	2009-10	66-38 (.635)
5.	1993-94	62-37 (.626)

Against the Field

The MVC held a winning record against 15 leagues in non-conference play, including the American (2-1), America East (2-0), A10 (3-2), Big 12 (3-2), Big Sky (1-0), Horizon (6-2), Ivy (1-0), MAC (8-2), Mountain West (1-0), Ohio Valley (11-9), SEC (3-1), Southland (1-0), Summit (10-4), SWAC (2-0) and WAC (5-0). The MVC held a .500 mark against Conference USA (1-1) and the West Coast (2-2). The MVC had a losing record vs. the Atlantic Sun (0-1), Big East (1-3), Big Ten (3-7), Big West (0-1) and Pac-12 (0-2).

Senior CLASS Award

Bradley's Chelsea Brackmann has been named one of 10 finalists for the Senior CLASS Award. To be eligible for the award, a student-athlete must be classified as an NCAA Division I senior and have notable achievements in four areas of excellence: community, classroom, character and competition. Brackmann is the fourth Bradley Women's Basketball player selected as a Senior CLASS Award candidate, joining Michelle Young (2013-14), Jenny Van Kirk (2009-10) and Kelly Krumwiede (2008-09) and is the lone candidate from the MVC this season.

Nationwide fan voting begins immediately to help select the winner, and fans are encouraged to submit votes online at the Senior CLASS Award website through March 23. Fan votes will be combined with those of the media and Division I head coaches to determine the winners. The Senior CLASS Award recipients will be announced during the 2020 NCAA Women's Final Four®.

Rhine Finalist for McClain Award

The Naismith Memorial Basketball Hall of Fame and the WBCA announced that Drake senior Sara Rhine is one of 10 finalists for the 2020 Katrina McClain Award. This is the second-straight season, Rhine has been selected a finalist for the award. Named after the two-time All-American and 1987 National Player of the Year, the annual award in its third year recognizes the top power forwards in women's NCAA Division I college basketball. This list will be narrowed down to five finalists sometime in early/mid-March. The winner of the McClain award will be presented at the ESPN College Basketball Awards Show live from The Novo by Microsoft in Los Angeles, Calif. on Friday, April 10th.

Player

Cate Reese
 Lauren Cox
 Sara Rhine
 Kiah Gilispie
 Ayana Mitchell
 Naz Hillmon
 Ruthie Hebard
 Bella Alarie
 Joyner Holmes
 N'dea Jones

School

Arizona
 Baylor
 Drake
 Florida State
 LSU
 Michigan
 Oregon
 Princeton
 Texas
 Texas A&M

Hoops In the Heartland

The 2020 Missouri Valley Conference Women's Basketball Tournament will return to the TaxSlayer Center in Moline, Ill., for the fifth-straight season.

Affectionately coined "Hoops in the Heartland," the four-day event (Mar. 12-15) will showcase all 10 Missouri Valley Conference schools as they compete for the Valley's automatic berth into the NCAA Tournament.

The MVC's agreement with Visit Quad Cities will keep the MVC Women's Basketball Championship in TaxSlayer Center through at least 2021.

The 2020 tournament will mark the 13th-consecutive season in its 38-year history that the event will take place at a neutral site.

The Missouri Valley Conference is one of only seven conferences (out of 32 nationally) where the women's basketball tournament is played at a neutral site, separate from the men's championship (AAC, ACC, Big Ten, Big 12, MVC, Pac-12 and SEC are the others).

Coaches Teleconferences

Teleconferences with The Valley head coaches will be conducted twice throughout the season. The conferences begin at 11:45 a.m. (CST). To participate in the conference calls, call (877) 417-8778. Coaches call (877) 417-8756.

Media will be allowed to ask questions directly of the coaches. The session dates for 2019-20 are Tuesday, January 7 and Tuesday, March 10.

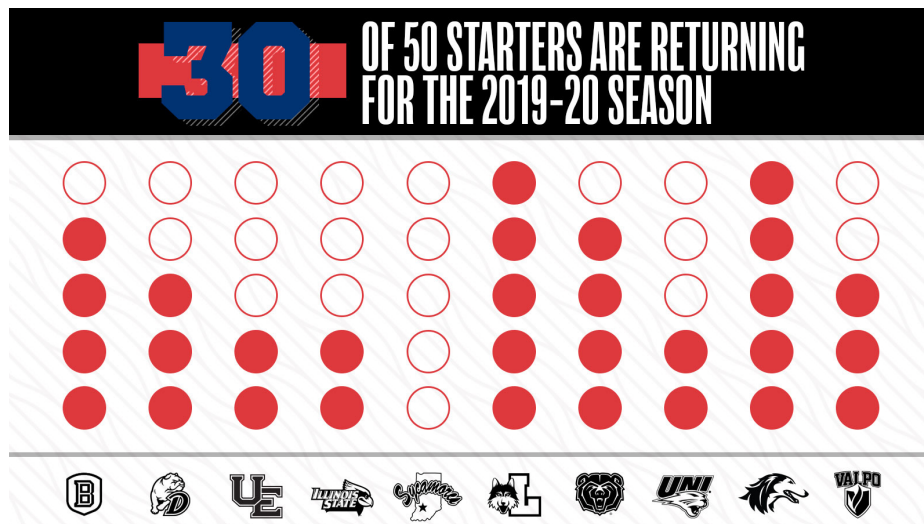
Time	Women's Head Coach, School
11:45 p.m.	Jennie Baranczyk, Drake
11:50 a.m.	Amaka Agugua-Hamilton, Missouri State
11:55 a.m.	Andrea Gorski, Bradley
12:00 p.m.	Kate Achter, Loyola
12:05 p.m.	Mary Evans, Valparaiso
12:10 p.m.	Matt Ruffing, Evansville
12:15 p.m.	Kristen Gillespie, Illinois State
12:20 p.m.	Vicki Hall, Indiana State
12:25 p.m.	Tanya Warren, UNI
12:30 p.m.	Cindy Stein, Southern Illinois

Starters Returning

The Missouri Valley Conference will see 30 of 50 starters return (60%) for the 2019-20 season. The league will return nine of its top 10 in scoring, seven of its top 10 in rebounding and four of its top five in assists. The Valley will also have eight of its 11 All-MVC players return and five of its six honorable mention selections.

Postseason League

The MVC has seen an average of four league teams participate in postseason play in the last 21 seasons, including three teams reaching postseason play in 2018-19. Missouri State reached the Sweet Sixteen for the fourth time in program history, while Drake fell to Missouri in the First Round of the NCAA Tournament. UNI received a bid to the WNIT for the second-straight season. The Valley has earned multiple NCAA Tournament bids in 12 different seasons, including two out of the last three seasons.



WOMEN'S BASKETBALL

2

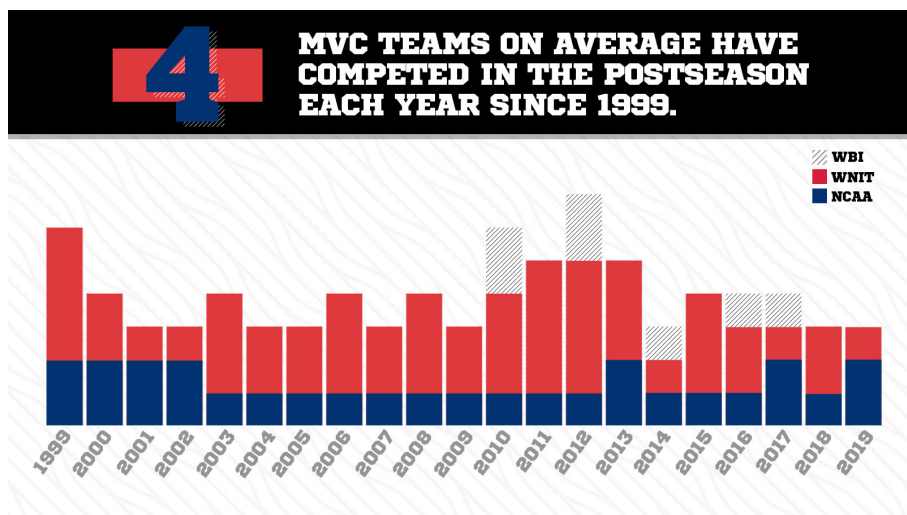
FINAL FOUR
MISSOURI STATE - 1992, 2001

3

ELITE EIGHT
MISSOURI STATE - 1992, 2001
DRAKE - 1982

7

SWEET SIXTEEN
MISSOURI STATE - 1992, 1993, 2001, 2019
DRAKE - 1982, 2002
SOUTHERN ILLINOIS - 1987



#THEVALLEYRUNSDEEP

Missouri Valley Conference vs. Non-Conference Opponents (73-40, .646)

Overall: 73-40 (.646)
Home: 39-9 • **Away:** 28-25 • **Neut:** 6-6 • **Top-25:** 1-4

American Athletic	2-1 (H: 1-1; A: 1-0)
Memphis.....	0-1
at Southern Illinois.....	L, 70-66
Wichita State.....	2-0
at Missouri State.....	W, 68-55
UNI.....	W, 61-50

America East	2-0 (H: 1-0; N: 1-0)
Maine.....	2-0
vs. Drake.....	W, 94-62
Vermont.....	1-0
at Loyola.....	W, 78-76

Atlantic Sun	0-1 (N: 0-1)
Liberty.....	0-1
vs. Bradley.....	L, 75-63

Atlantic-10	3-2 (H: 1-0; A: 0-2; N: 2-0)
George Mason.....	1-0
vs. Bradley.....	W, 61-59
Richmond.....	1-0
vs. Bradley.....	W, 61-57
Saint Louis.....	1-2
Illinois State.....	L, 61-56
at Indiana State.....	L, 55-53
at Southern Illinois.....	W, 61-53

Big 12	3-2 (H: 1-0; A: 2-2)
Iowa State.....	2-0
at Drake.....	W, 86-81
UNI.....	W, 71-63
Kansas.....	0-1
Indiana State.....	L, 84-72
Oklahoma.....	1-1
Drake.....	L, 93-84
Missouri State.....	W, 96-90

Big East	1-3 (H: 1-1; A: 0-2)
Creighton.....	1-1
at Drake.....	W, 63-53
UNI.....	L, 57-54
DePaul.....	0-1
at Loyola.....	L, 83-76
Marquette.....	0-1
Illinois State.....	L, 58-41

Big Ten	3-7 (H: 1-0; A: 2-4; N: 0-3)
Illinois.....	1-1
Evansville.....	L, 59-44
Illinois State.....	W, 74-58
Iowa.....	1-1
Drake.....	L, 79-67
at UNI.....	W, 88-66
Michigan.....	0-1
Bradley.....	L, 77-57
Minnesota.....	1-0
Missouri State.....	W, 77-69
Northwestern.....	0-1
Valparaiso.....	L, 69-48
Ohio State.....	0-2
vs. UNI.....	L, 64-46
vs. Valparaiso.....	L, 89-38
Purdue.....	0-1
vs. Drake.....	L, 67-47

Big Sky	1-0 (N: 1-0)
Eastern Washington.....	1-0
vs. Bradley.....	W, 66-46

Big West	0-1 (N: 0-1)
Cal State Northridge.....	0-1
vs. Indiana State.....	L, 67-59

Conference USA	1-1 (H: 1-1)
Marshall.....	1-1
at Evansville.....	W, 66-62 (OT)
at Indiana State.....	L, 72-60

Horizon	6-2 (H: 2-1; A: 4-1)
Detroit Mercy.....	2-0
Loyola.....	W, 89-60
Valparaiso.....	W, 77-58
IUPUI.....	1-1
at UNI.....	W, 51-50
Southern Illinois.....	L, 81-78
UIC.....	2-0
Indiana State.....	W, 61-40
at Valparaiso.....	W, 63-37
Northern Kentucky.....	0-1
at Indiana State.....	L, 70-68
Oakland.....	1-0
Bradley.....	W, 74-58

Ivy League	1-0 (H: 1-0)
Dartmouth.....	1-0
at Loyola.....	W, 61-40

Mid-American	8-2 (H: 4-1; A: 4-1)
Bowling Green.....	2-0
at Loyola.....	W, 84-76
at Valparaiso.....	W, 95-90 (OT)
Eastern Michigan.....	1-0
Southern Illinois.....	W, 85-54
Northern Illinois.....	3-0
Drake.....	W, 73-49
at Illinois State.....	W, 69-66
Southern Illinois.....	W, 80-61
Miami (OH).....	1-1
at Bradley.....	W, 79-68
Evansville.....	L, 72-64
Toledo.....	1-0
Valparaiso.....	W, 61-54
Western Michigan.....	0-1
at Loyola.....	L, 70-60

Mountain West	1-0 (A: 1-0)
Boise State.....	1-0
Missouri State.....	W, 72-69

Ohio Valley	11-9 (H: 6-3; A: 5-6)
Austin Peay.....	0-2
Evansville.....	L, 80-64
Illinois State.....	L, 77-72 (OT)
Eastern Illinois.....	3-1
at Evansville.....	L, 90-44
Indiana State.....	W, 59-57
Loyola.....	W, 67-51
Valparaiso.....	W, 78-66
Morehead State.....	1-0
at Valparaiso.....	W, 55-53
Murray State.....	1-2
at Evansville.....	L, 61-59
Indiana State.....	L, 70-62
at Southern Illinois.....	W, 76-66
SEMO.....	0-3
Evansville.....	L, 83-60
at Indiana State.....	L, 68-58
Southern Illinois.....	L, 79-65
SIUE.....	3-1
Evansville.....	L, 85-74
at Illinois State.....	W, 74-53
Loyola.....	W, 63-50
Southern Illinois.....	W, 103-67
UT-Martin.....	2-0
at Illinois State.....	W, 70-47
at Southern Illinois.....	W, 70-59
Tennessee Tech.....	1-0
at Southern Illinois.....	W, 76-65

PAC-12	0-2 (A: 0-2)
Colorado.....	0-1
Indiana State.....	L, 59-46
Oregon State.....	0-1
Missouri State.....	L, 80-69

SEC	3-1 (H: 1-0; A: 1-0; N: 1-1)
Alabama.....	0-1
vs. UNI.....	L, 87-77
Auburn.....	1-0
vs. Drake.....	W, 83-82
Missouri.....	2-0
at Missouri State.....	W, 79-72
UNI.....	W, 78-73

Southland	1-0 (H: 1-0)
Texas A&M-CC.....	1-0
at Missouri State.....	W, 79-51

Summit	10-4 (H: 4-0; A: 5-4; N: 1-0)
North Dakota.....	1-1
Illinois State.....	W, 66-58
Valparaiso.....	L, 65-63
North Dakota State.....	3-0
at Bradley.....	W, 70-64
at UNI.....	W, 95-63
Valparaiso.....	W, 66-54
Omaha.....	1-0
UNI.....	W, 81-45

Purdue Fort Wayne.....	0-1
Evansville.....	L, 67-64
South Dakota.....	1-1
Drake.....	L, 102-94 (OT)
Missouri State.....	W, 74-66
South Dakota State.....	1-0
at Drake.....	W, 74-67
Western Illinois.....	4-1
Bradley.....	W, 84-49
at Drake.....	W, 94-75
at Illinois State.....	W, 78-65
Indiana State.....	L, 83-72
vs. Southern Illinois.....	W, 79-65

SWAC	2-0 (H: 2-0)
Jackson State.....	2-0
at Bradley.....	W, 78-69
at Illinois State.....	W, 77-55

West Coast	2-2 (H: 1-0; A: 1-2)
Gonzaga.....	0-1
Missouri State.....	L, 64-52
Pacific.....	0-1
Indiana State.....	L, 83-66
Portland.....	1-0
Loyola.....	W, 78-64 (OT)
Santa Clara.....	1-0
at Missouri State.....	W, 71-64

WAC	5-0 (H: 3-0; A: 2-0)
Chicago State.....	3-0
at Evansville.....	W, 76-42
Loyola.....	W, 98-53
at Valparaiso.....	W, 95-49
UMKC.....	2-0
Loyola.....	W, 72-67 (OT)
at Missouri State.....	W, 83-58

Non-Division I	6-0 (H: 6-0)
Brescia (Ky.).....	1-0
at Evansville.....	W, 77-61
Eureka.....	1-0
at Bradley.....	W, 101-39
Northwest Missouri State.....	1-0
at UNI.....	W, 78-53
Truman State.....	1-0
at Illinois State.....	W, 87-60
Waldorf.....	1-0
at Drake.....	W, 103-18
William Jewell.....	1-0
at Missouri State.....	W, 111-39

AP Top-25	1-4 (H: 0-1; A: 1-3)
#7 Oregon State.....	0-1
Missouri State.....	L, 80-69
#16 DePaul.....	0-1
at Loyola.....	L, 83-76
#17 Gonzaga.....	0-1
Missouri State.....	L, 64-52
#23 Minnesota.....	1-0
Missouri State.....	W, 77-69
#25 Michigan.....	0-1
Bradley.....	L, 77-57

2019 NCAA Teams	7-7 (H: 4-1; A: 3-6)
DePaul.....	0-1
at Loyola.....	L, 83-76
Gonzaga.....	0-1
Missouri State.....	L, 64-52
Iowa.....	1-1
Drake.....	L, 79-67
at UNI.....	W, 88-66
Iowa State.....	2-0
at Drake.....	W, 86-81
UNI.....	W, 71-63
Marquette.....	0-1
Illinois State.....	L, 58-41
Michigan.....	0-1
Bradley.....	L, 77-57
Missouri.....	2-0
at Missouri State.....	W, 79-72
UNI.....	W, 78-73
Oregon State.....	0-1
Missouri State.....	L, 80-69
South Dakota.....	1-1
Drake.....	L, 102-94 (OT)
Missouri State.....	W, 74-66
South Dakota State.....	1-0
at Drake.....	W, 74-67

114
NON-CONFERENCE
OPPONENTS

49
ROAD

50
HOME

15
NEUTRAL

13
GAMES AGAINST
TOURNAMENT TEAMS

8
GAMES AGAINST TEAMS
FINISHING IN TOP 25

7
TOURNAMENTS

18 GAMES AGAINST POWER 5 OPPONENTS
10 BIG
4 XII
3 SEC
1

BRADLEY (19-4, 10-2)

Closing In on 20

Bradley brings a 19-4 overall record into this weekend's Iowa road swing with the Braves looking to reach the 20-win mark for just the fourth time in program history. BU has two seasons with 20 victories at the NCAA Division I level after last year's 20-10 campaign. Bradley is 39-14 since the start of the 2018-19 campaign to match the most overall wins in a two-year stretch in program history originally set by the 1979-80 (20-9) and 1980-81 (19-8) teams. The Braves have at least 10 MVC victories in back-to-back seasons for the third time in program history and first since the 2009-10 squad followed up a 11-7 league mark in 2008-09 with a 12-6 Valley record.



Balanced Attack

Bradley is the only team in the MVC to have four players averaging 10 or more points per game, with four Braves scoring at least 10.8 points per outing. Only seven previous Bradley squads have had four individuals average double figures in scoring with the last BU team to do so in 1995-96. Fourth-year Bradley head coach Andrea Gorski was a part of four of those teams during her time as a student-athlete from 1988-89 to 1991-92. In Valley play, the Braves have four individuals scoring over 12.0 points per contest. Bradley's 71.7 points per game average would be the team's best scoring average since Gorski's junior year of 1990-91 when the Braves scored 72.6 points per outing.

Setting the Standard

Fourth-year Bradley Women's Basketball head coach Andrea Gorski has collected 64 wins during her tenure at her alma mater and is looking to make it five consecutive seasons the Braves have posted an improved record. Her 64 victories are the most in the first four years of a coaches' tenure at Bradley, surpassing the 63 wins by Jan Winkler (63-31) during her four seasons on The Hilltop from 1977-78 through 1980-81. The Braves had not won 64 games in any four-year stretch since between the 2009-10 and 2012-13 campaigns.

Date	Opponent	Location	TV	Time
N8	at Oakland	W, 74-58		1-0
N10	at #25 Michigan	L, 77-57		1-1
N16	Eureka	W, 101-39		2-1
N20	at Western Illinois	W, 84-49		3-1
N23	Miami (OH)	W, 79-68		4-1

Coastal Carolina Tournament

N29	vs. George Mason	W, 61-59		5-1
-----	------------------	----------	--	-----

D1	vs. Richmond	W, 61-57		6-1
----	--------------	----------	--	-----

D5	North Dakota St.	W, 70-64		7-1
D10	Jackson State	W, 78-69		8-1

UMKC Tournament

D20	vs. Liberty	L, 75-63		8-2
D21	vs. Eastern Washington	W, 66-46		9-2

J3	*Evansville	W, 82-51		10-2, 1-0
J5	*Indiana State	W, 91-75		11-2, 2-0
J10	*Illinois State	W, 76-61		12-2, 3-0
J17	*at Loyola	W, 60-47		13-2, 4-0
J19	*at Valparaiso	W, 75-61		14-2, 5-0
J24	*UNI	W, 61-47		15-2, 6-0
J26	*Drake	W, 77-76		16-2, 7-0
J31	*at #21 Missouri State	L, 90-56		16-3, 7-1

F2	*at So. Illinois	L, 64-50		16-4, 7-2
F7	*at Illinois State	W, 66-62		17-4, 8-2
F14	*Valparaiso	W, 90-69		18-4, 9-2
F16	*Loyola	W, 71-50		19-4, 10-2

F20	*at Drake	Des Moines, Iowa	(ESPN+)	6 PM
F22	*at UNI	Cedar Falls, Iowa	(ESPN3)	2 PM

F27	*So. Illinois	Peoria, Ill.	(ESPN+)	7 PM
-----	---------------	--------------	---------	------

M1	*Missouri State	Peoria, Ill.	(ESPN+)	2 PM
M5	*at Indiana State	Terre Haute, Ind.	(ESPN+)	6 PM
M7	*at Evansville	Evansville, Ind.	(ESPN+)	1 PM

MVC Tournament

M12-15	Moline, Ill.	ESPN+		
--------	--------------	-------	--	--

*MVC Games; Times are CST (unless noted) and subject to change

DRAKE (18-7, 10-3)

2K Club

Becca Hittner joined her teammate Sara Rhine in the 2,000-point scorers club Thursday night in the win over Evansville. Hittner's first free throw of a pair with 6:42 hit the mark exactly. She is the sixth Drake women's basketball player and 10th in the MVC to reach the impressive scoring total. The duo are the first-ever MVC men's or women's basketball teammates to reach the mark together in the same season. Prior to Rhine, who hit the mark in the Bulldogs' victory over Valpo, former standout and their former teammate, Lizzy Wendell was the last Drake player to score 2,000 or more points.



Six is Nice

Drake had a season-high six players score 10 or more points in the team's road win over Indiana State. Rhine led the group with 19 points while Kierra Collier and Hittner each scored 14 points. Brenni Rose joined her fellow three starters in double-digits with 10 points. Drake's bench scored 32 points as Monica Burich and Allie Wooldridge each added 11 points. Wooldridge's total is a career-high for the sophomore.

Assisting

Drake, which led the nation in assists going into Evansville, handed out 45 assists on 57 field goals in the weekend road sweep. Junior Maddie Monahan had 13 total in the wins with six against Evansville and seven against Indiana State. Monahan has had five or more assists in nine-straight games for the Bulldogs. Monahan is fourth in the Valley at 4.3 assists per game while Rose continues to lead the conference at 5.2, a total that ranks 27th in the country.

Date	Opponent	Location	TV	Time
N8	S. Dakota State	W, 74-67		1-0
N10	Iowa State	W, 86-81		2-0
N13	at South Dakota	L, 102-94 (OT)		2-1
N16	Creighton	W, 63-53		3-1
N24	Western Illinois	W, 94-75		4-1

Gulf Coast Showcase

N29	vs. Purdue	L, 67-47		4-2
N30	vs. Maine	W, 94-62		5-2

D1	vs. Auburn	W, 83-82		6-2
D5	Waldorf	W, 103-18		7-2
D17	at Oklahoma	L, 93-84		7-3
D21	at Iowa	L, 79-67		7-4
D29	at Northern Illinois	W, 73-49		8-4

J3	*UNI	W, 104-87		9-4, 1-0
J10	*at #18 Missouri State	L, 69-67		9-5, 1-1
J12	*at So. Illinois	W, 73-65		10-5, 2-1
J17	*Indiana State	W, 105-65		11-5, 3-1
J19	*Evansville	W, 108-44		12-5, 4-1
J24	*at Illinois State	W, 69-67 (OT)		13-5, 5-1
J26	*at Bradley	L, 77-76		13-6, 5-2
J31	*Valparaiso	W, 87-66		14-6, 6-2

F2	*Loyola	W, 80-52		15-6, 7-2
F7	*So. Illinois	W, 91-76		16-6, 8-2
F9	*#19 Missouri State	L, 89-83		16-7, 8-3
F13	*at Evansville	W, 66-51		17-7, 9-3
F15	*at Indiana State	W, 92-71		18-7, 10-3

F20	*Bradley	Des Moines, Iowa	(ESPN+)	6 PM
F22	*Illinois State	Des Moines, Iowa	(ESPN3)	2 PM

F28	*at Loyola	Chicago, Ill.	(ESPN+)	7 PM
-----	------------	---------------	---------	------

M1	*at Valparaiso	Valparaiso, Ind.	(ESPN+)	1 PM
M6	*at UNI	Cedar Falls, Iowa	(ESPN+)	6:30 PM

MVC Tournament

M12-15	Moline, Ill.	ESPN+		
--------	--------------	-------	--	--

*MVC Games; Times are CST (unless noted) and subject to change

EVANSVILLE (3-21, 0-13)

Improved Defense

Evansville has held back-to-back opponents under 70 points for just the second time this season. The only other time this year it has happened is during a five-game stretch from Nov. 24 to Dec. 18 that saw the Aces earn a pair of wins.



Griffin Comes Off the Bench

Sophomore A'Niah Griffin again made an impact offensively for Evansville off the bench on Saturday against the Panthers. Griffin scored nine points giving her nine-or-more points off the bench in her four of her last six appearances.

High Volume From Three

Evansville has shot from beyond the arc at a high volume this season. The Aces sit 62nd in the nation in three-point attempts with 540 on the season, fourth-best in the MVC.

Date	Opponent	Location	TV	Time
N5	Brescia (Ky.)	W, 77-61		1-0
N10	at SEMO	L, 83-60		1-1
N13	at SIUE	L, 85-74		1-2
N19	Eastern Illinois	L, 90-44		1-3
N21	at Austin Peay	L, 80-64		1-4
N24	Marshall	W, 66-62 (OT)		2-4
D3	Murray State	L, 61-59		2-5
D13	at Purdue Ft. Wayne	L, 67-64		2-6
D15	at Illinois	L, 59-44		2-7
D18	Chicago State	W, 76-42		3-7
D22	at Miami (OH)	L, 72-64		3-8
J3	*at Bradley	L, 82-51		3-9, 0-1
J5	*at Illinois State	L, 81-58		3-10, 0-2
J10	*Loyola	L, 71-61		3-11, 0-3
J12	*Valparaiso	L, 88-66		3-12, 0-4
J17	*at UNI	L, 76-60		3-13, 0-5
J19	*at Drake	L, 108-44		3-14, 0-6
J24	*So. Illinois	L, 70-57		3-15, 0-7
J26	*#22 Missouri State	L, 81-55		3-16, 0-8
J31	*at Indiana State	L, 68-58		3-17, 0-9
F6	*at Valparaiso	L, 72-54		3-18, 0-10
F8	*at Loyola	L, 77-47		3-19, 0-11
F13	*Drake	L, 66-51		3-20, 0-12
F15	*UNI	L, 67-49		3-21, 0-13
F21	*at #18 Missouri State	Springfield, Mo.	(ESPN+)	7 PM
F23	*at So. Illinois	Carbondale, Ill.	(ESPN+)	2 PM
F28	*Indiana State	Evansville, Ind.	(ESPN+)	6 PM
M5	*Illinois State	Evansville, Ind.	(ESPN+)	6 PM
M7	*Bradley	Evansville, Ind.	(ESPN+)	1 PM

MVC Tournament

M12-15 Moline, Ill. ESPN+

*MVC Games; Times are CST (unless noted) and subject to change

ILLINOIS STATE (14-9, 6-6)

Instant Classic

Fifth-year senior Lexi Wallen put on one of the most outstanding Illinois State individual performances in recent history, recording a career-high 35 points and seven rebounds to carry ISU to a 86-85 double overtime victory over Loyola Chicago on Friday night.



Wallen scored 10 points in the final 39 seconds of regulation, including the game-tying triple to force an overtime period. She also was responsible for the layup that knotted the score and forced 2OT and the pair of game-winning free throws with seconds left that secured the victory. The last Redbird to score at least 35 points in a game was Kristi Cirone, who scored 35 versus Robert Morris on Nov. 22, 2008.

Freshman Three Point Record

Currently sitting at 50 made three-point field goals on the year, redshirt freshman Mary Crompton is closing in on Illinois State's freshman three-point record, currently held by Kristi Cirone who drained 52 triples as a freshman during the 2005-06 season. Crompton only needs three more three-pointers to set the record with eight games remaining in the regular season.

Play4Kay

Illinois State set a new fundraising record at their 10th annual Play4Kay game versus Valparaiso on Sunday, collecting a total of \$25,457 to be donated to the Kay Yow Cancer Fund and the fight against ALL women's cancers.

Date	Opponent	Location	TV	Time
N5	Truman State	W, 87-60		1-0
N10	at Marquette	L, 58-41		1-1
N16	at Illinois	W, 74-58		2-1
N20	Northern Illinois	W, 69-66		3-1
N24	at North Dakota	W, 66-58		4-1
N30	UT-Martin	W, 70-47		5-1
D4	Western Illinois	W, 78-65		6-1
D8	at Saint Louis	L, 61-56		6-2
D16	SIUE	W, 74-53		7-2
D19	Jackson State	W, 77-55		8-2
D29	at Austin Peay	L, 77-72 (OT)		8-3
J3	*Indiana State	W, 83-69		9-3, 1-0
J5	*Evansville	W, 81-58		10-3, 2-0
J10	*at Bradley	L, 76-61		10-4, 2-1
J17	*at Valparaiso	W, 72-60		11-4, 3-1
J19	*at Loyola	L, 69-64		11-5, 3-2
J24	*Drake	L, 69-67 (OT)		11-6, 3-3
J26	*UNI	W, 65-57		12-6, 4-3
J31	*at So. Illinois	W, 62-54		13-6, 5-3
F2	*at #21 Missouri State	L, 87-74		13-7, 5-4
F7	*Bradley	L, 66-62		13-8, 5-5
F14	*Loyola	W, 86-85 (2OT)		14-8, 6-5
F16	*Valparaiso	L, 78-70		14-9, 6-6

F20	*at UNI	Cedar Falls, Iowa	(ESPN+)	6:30 PM
F22	*at Drake	Des Moines, Iowa	(ESPN3)	2 PM

F27	*Missouri State	Normal, Ill.	(ESPN+)	7:30 PM
M1	*So. Illinois	Normal, Ill.	(ESPN+)	2 PM
M5	*at Evansville	Evansville, Ind.	(ESPN+)	6 PM
M7	*at Indiana State	Terre Haute, Ind.	(ESPN+)	1 PM

MVC Tournament

M12-15 Moline, Ill. ESPN+

*MVC Games; Times are CST (unless noted) and subject to change

INDIANA STATE (4-21, 2-11)

Junior Leadership

Sycamore junior Jamyra McChristine played a key role in the upset against UNI on Thursday and the drastic improvement against Drake on Saturday. On Thursday, McChristine led the Trees with 24 points and nine rebounds and then on Saturday she put up 22 points to go along with eight boards. Her 22 points against the Bulldogs were the most scored by a Sycamore against drake since Bilqis Abdul-Qaadi put up 26 on January 5, 2014.



Streak Broken

The Sycamores shocked the Valley on Thursday evening, taking down Northern Iowa in the Hulman Center, 65-63 after trailing by eight in the fourth quarter. It was Indiana State's first win over the Panthers since March 8, 2014 when ISU earned an 85-72 victory in Cedar Falls. The victory also speaks to the improvement that the Trees have made throughout the season, as UNI defeated ISU in Cedar Falls in January by 30 points.

A Clean Game

Indiana State played their best game in five years when it came to turnovers on Thursday evening against UNI. The Sycamores ended the game with just eight turnovers, the first time recording less than 10 turnovers since February 1, 2015 against Evansville. In addition to a clean game on offense, the Trees forced the Panthers into 21 turnovers on the defensive end.

Date	Opponent	Location	TV	Time
N7	at Kansas	L, 84-72		0-1
N10	at Eastern Illinois	W, 59-57		1-1
N14	at Western Illinois	L, 83-72		1-2
N19	at UIC	W, 61-40		2-2
N26	at Colorado	L, 59-46		2-3
Pacific Tournament				
N29	at Pacific	L, 83-66		2-4
N30	vs. CSUN	L, 67-59		2-5
D3	Marshall	L, 72-60		2-6
D7	at Murray State	L, 70-62		2-7
D16	Northern Kentucky	L, 70-68		2-8
D21	SEMO	L, 68-58		2-9
D30	Saint Louis	L, 55-53		2-10
J3	*at Illinois State	L, 83-69		2-11, 0-1
J5	*at Bradley	L, 91-75		2-12, 0-2
J10	*Valparaiso	L, 75-56		2-13, 0-3
J12	*Loyola	L, 58-51		2-14, 0-4
J17	*at Drake	L, 105-65		2-15, 0-5
J19	*at UNI	L, 73-43		2-16, 0-6
J24	*#22 Missouri State	L, 76-55		2-17, 0-7
J26	*So. Illinois	L, 78-55		2-18, 0-8
J31	*Evansville	W, 68-58		3-18, 1-8
F6	*at Loyola	L, 65-55		3-19, 1-9
F8	*at Valparaiso	L, 61-45		3-20, 1-10
F13	*UNI	W, 65-63		4-20, 2-10
F15	*Drake	L, 92-71		4-21, 2-11
F21	*at So. Illinois	Carbondale, Ill.	(ESPN+)	6 PM
F23	*at #18 Missouri State	Springfield, Mo.	(ESPN+)	2 PM
F28	*at Evansville	Evansville, Ind.	(ESPN+)	6 PM
M5	*Bradley	Terre Haute, Ind.	(ESPN+)	6 PM
M7	*Illinois State	Terre Haute, Ind.	(ESPN+)	1 PM

MVC Tournament

M12-15 Moline, Ill. ESPN+

*MVC Games; Times are CST (unless noted) and subject to change

LOYOLA (15-9, 6-7)

Roaring 20s

After pouring in a career-best 26 points against Evansville back on February 8, senior guard Tiara Wallace turned in an equally impressive showing this past Friday at Illinois State as she flirted with only the second triple-double in program history, finishing with 22 points, seven rebounds, nine assists, and three steals. Wallace became the first Rambler since Abby O'Connor (3/9-14/19) to post back-to-back 20-point efforts.



Working Overtime

Loyola dropped an 86-85 double-overtime decision to Illinois State on Friday night at Redbird Arena, moving to 2-2 (.500) when going past regulation this season. The four overtime contests are the most played in a single season by the Ramblers since 2009-10, when they also saw action in a quartet of overtime games.

Chance for Revenge

Loyola opens up its final homestand of the 2019-20 season on Saturday when it welcomes Valparaiso to Gentile Arena. The Maroon & Gold will be out for a measure of revenge after falling to the Crusaders, 66-64, back on January 24 at the Athletics-Recreation Center. Saturday's matchup also carries potential seeding implications for March's MVC Tournament in Moline, Ill. Loyola and Valparaiso are currently tied for sixth in The Valley standings, sitting as part of a tightly contested middle pack where fourth through eighth is separated by just 1.5 games.

Date	Opponent	Location	TV	Time
N5	at Detroit Mercy	W, 89-60		1-0
N8	Vermont	W, 78-76		2-0
N13	at Eastern Illinois	W, 67-51		3-0
N19	at Chicago State	W, 98-53		4-0
N22	at Kansas City	W, 72-67 (2OT)		5-0
D1	at Portland	W, 78-64 (OT)		6-0
D4	Dartmouth	W, 61-40		7-0
D8	at SIUE	W, 63-50		8-0
D16	Bowling Green	W, 84-76		9-0
D20	#16 DePaul	L, 83-76		9-1
D30	Western Michigan	L, 70-60		9-2
J3	*#17 Missouri State	L, 74-72 (OT)		9-3, 0-1
J5	*So. Illinois	W, 51-49		10-3, 1-1
J10	*at Evansville	W, 71-61		11-3, 2-1
J12	*at Indiana State	W, 58-51		12-3, 3-1
J17	*Bradley	L, 60-47		12-4, 3-2
J19	*Illinois State	W, 69-64		13-4, 4-2
J24	*at Valparaiso	L, 66-64		13-5, 4-3
J31	*at UNI	L, 70-50		13-6, 4-4
F2	*at Drake	L, 80-52		13-7, 4-5
F6	*Indiana State	W, 65-55		14-7, 5-5
F8	*Evansville	W, 77-47		15-7, 6-5
F14	*at Illinois State	L, 86-85 (2OT)		15-8, 6-6
F16	*at Bradley	L, 71-50		15-9, 6-7
F22	*Valparaiso	Chicago, Ill.	(ESPN3)	2 PM
F28	*Drake	Chicago, Ill.	(ESPN+)	7 PM
M1	*UNI	Chicago, Ill.	(ESPN+)	1 PM
M5	*at So. Illinois	Carbondale, Ill.	(ESPN3)	6 PM
M7	*at Missouri State	Springfield, Mo.	(ESPN+)	2 PM

MVC Tournament

M12-15 Moline, Ill. ESPN+

*MVC Games; Times are CST (unless noted) and subject to change

#18/23 MISSOURI STATE (21-3, 11-1)

High on the Charts

The Lady Bears rank in the top 20 nationally in a variety of categories through Feb. 16, including leading the nation with a .770 defensive rebounding percentage. Missouri State also ranks third in 3-point accuracy (.394), seventh in free throws made (390), 14th in rebound margin (+9.2), 15th in scoring average (78.3), 15th in winning percentage (.875), 17th in field goal percentage (.455) and 20th in free throw shooting at 76.3 percent.



Historically Good Offense

Missouri State is averaging 78.3 points through its first 24 games, on pace for third-best in school history behind the 2001 and 1992 Final Four teams that scored 82.8 and 80.7 points per game, respectively. Meanwhile, MSU's .763 free throw percentage is on pace for fifth at MSU, and its .394 rate from 3-point range would rank seventh if the season ended today.

Bench Leads the Way

MSU got 47 points from its bench Saturday against Southern Illinois, its sixth game this season with at least 30 points from non-starters. The Lady Bears are averaging 24.9 bench points per game and are 15-0 when leading in that category.

Date	Opponent	Location	TV	Time
N5	at #23 Minnesota	W, 77-69		1-0
Preseason WNIT				
N8	Texas A&M-CC	W, 79-51		2-0
N10	at Boise State	W, 72-69		3-0
N14	at Oklahoma	W, 96-90		4-0
N17	at #7 Oregon State	L, 80-69		4-1
N22	Santa Clara	W, 71-64		5-1
N25	at South Dakota	W, 74-66		6-1
D1	Kansas City	W, 83-58		7-1
D4	Wichita State	W, 68-55		8-1
D15	Missouri	W, 79-72		9-1
D20	at #17 Gonzaga	L, 64-52		9-2
D31	William Jewel	W, 111-39		10-2
J3	*at Loyola	W, 74-72 (OT)		11-2, 1-0
J5	*at Valparaiso	W, 81-68		12-2, 2-0
J10	*Drake	W, 69-67		13-2, 3-0
J12	*UNI	W, 80-66		14-2, 4-0
J17	*at So. Illinois	L, 70-68		14-3, 4-1
J24	*at Indiana State	W, 76-55		15-3, 5-1
J26	*at Evansville	W, 81-55		16-3, 6-1
J31	*Bradley	W, 90-56		17-3, 7-1
F2	*Illinois State	W, 87-74		18-3, 8-1
F7	*at UNI	W, 66-55		19-3, 9-1
F9	*at Drake	W, 89-83		20-3, 10-1
F15	*So. Illinois	W, 88-57		21-3, 11-1
F21	*Evansville	Springfield, Mo.	(ESPN+)	7 PM
F23	*Indiana State	Springfield, Mo.	(ESPN+)	2 PM
F27	*at Illinois State	Normal, Ill.	(ESPN+)	7:30 PM
M1	*at Bradley	Peoria, Ill.	(ESPN+)	2 PM
M5	*Valparaiso	Springfield, Mo.	(ESPN+)	7 PM
M7	*Loyola	Springfield, Mo.	(ESPN+)	2 PM

MVC Tournament

M12-15 Moline, Ill. ESPN+

*MVC Games; Times are CST (unless noted) and subject to change

UNI (15-9, 7-6)

Unbeaten Under 50

With its 67-49 win Saturday at Evansville, UNI improved to 85-0 under Tanya Warren when allowing 50 or fewer points. The overall streak is 86 consecutive victories in such games dating back to the Tony Di-Cecco era.



Maahs Moving Up

Megan Maahs secured a spot in UNI's Top 10 for career rebounds this past week and is up to 687 rebounds overall. Maahs passed Jen Keitel (681) and former teammate Hannah Schonhardt (682) within a 67-49 triumph Saturday at Evansville.

Consistent from Deep

UNI owns exactly 200 made three-pointers over 24 total games played this season. This is the active-league-high 10th year in a row that the Panthers have connected on at least 200 treys.

Date	Opponent	Location	TV	Time
N6	N. Dakota State	W, 95-63		1-0
N9	at Wichita State	W, 61-50		2-0
N13	at Missouri	W, 78-73		3-0
N17	Iowa	W, 88-66		4-0
N24	NW Missouri St.	W, 78-53		5-0
South Point Shootout				
N29	vs. Alabama	L, 87-77		5-1
N30	vs. Ohio State	L, 64-46		5-2
D8	at Creighton	L, 57-54		5-3
D10	at Omaha	W, 81-45		6-3
D15	IUPUI	W, 51-50		7-3
D22	at Iowa State	W, 71-63		8-3
J3	*at Drake	L, 104-87		8-4, 0-1
J10	*at So. Illinois	W, 60-57		9-4, 1-1
J12	*at #18 Missouri State	L, 80-66		9-5, 1-2
J17	*Evansville	W, 76-60		10-5, 2-2
J19	*Indiana State	W, 73-43		11-5, 3-2
J24	*at Bradley	L, 61-47		11-6, 3-3
J26	*at Illinois State	L, 65-57		11-7, 3-4
J31	*Loyola	W, 70-50		12-7, 4-4
F2	*Valparaiso	W, 77-70		13-7, 5-4
F7	*#19 Missouri State	L, 66-55		13-8, 5-5
F9	*So. Illinois	W, 71-66 (OT)		14-8, 6-5
F13	*at Indiana State	L, 65-63		14-9, 6-6
F15	*at Evansville	W, 67-49		15-9, 7-6
F20	*Illinois State	Cedar Falls, Iowa	(ESPN+)	6:30 PM
F22	*Bradley	Cedar Falls, Iowa	(ESPN3)	2 PM
F28	*at Valparaiso	Valparaiso, Ind.	(ESPN+)	6 PM
M1	*at Loyola	Chicago, Ill.	(ESPN+)	1 PM
M6	*Drake	Cedar Falls, Iowa	(ESPN+)	6:30 PM

MVC Tournament

M12-15 Moline, Ill. ESPN+

*MVC Games; Times are CST (unless noted) and subject to change

SOUTHERN ILLINOIS (13-10, 5-7)

Disrupting Passing Lanes

Southern has notched 10-plus steals in nine games this season, including four-straight games. SIU's four-game streak of 10-plus steals is the longest since last season, when Southern posted five-straight games with 10-plus steals. The Salukis came away with 15 steals against Missouri State on Feb. 15, which marked the 40th time in Cindy Stein's seven year tenure as head coach that Southern has finished with double-digit steals.



Climbing Up the Charts

Nicole Martin scored a team-high 14 points against Missouri State and ranks ninth on SIU's all-time scoring list. Martin is the fifth Saluki during the Stein era to crack the Top-10 in scoring in program history. Martin joins Cartaesha Macklin (1st; 1,779), Rishonda Napier (2nd; 1,728), Dyana Pierre (7th; 1,425) and Kylie Giebelhausen (10th; 1,298) in that club.

Dishing Out Helpers

Brittney Patrick dished out an assist against Missouri State to become the ninth Saluki with 350 career assists. Patrick ranks seventh in the Valley in both assists per game (4.0) and assist-to-turnover ratio (1.44). The senior point guard is also second in the league in steals per game (1.9). Kasia McClendon was the last Saluki to lead the league in steals per game, as she led both the NCAA and MVC with a 4.7 steals per game average in 1997.

Date	Opponent	Location	TV	Time
N8	at SIUE	W, 103-67		1-0
N12	at IUPUI	L, 81-78		1-1
N16	Tennessee Tech	W, 76-65		2-1
N20	Memphis	L, 70-66		2-2
N23	at E. Michigan	W, 85-54		3-2
N27	Saint Louis	W, 61-53		4-2
D3	UT-Martin	W, 70-59		5-2
D7	at SEMO	L, 79-65		5-3
D15	Murray State	W, 76-66		6-3

Compass Challenge

D19	vs. Western Illinois	W, 79-65		7-3
D20	at Northern Illinois	W, 80-61		8-3

J3	*at Valparaiso	W, 67-51		9-3, 1-0
J5	*at Loyola	L, 51-49		9-4, 1-1
J10	*UNI	L, 60-57		9-5, 1-2
J12	*Drake	L, 73-65		9-6, 1-3
J17	*#17 Missouri St.	W, 70-68		10-6, 2-3
J24	*at Evansville	W, 70-57		11-6, 3-3
J26	*at Indiana State	W, 78-55		12-6, 4-3
J31	*Illinois State	L, 62-54		12-7, 4-4
F2	*Bradley	W, 64-50		13-7, 5-4
F7	*at Drake	L, 91-76		13-8, 5-5
F9	*at UNI	L, 71-66 (OT)		13-9, 5-6
F15	*at #17 Missouri State	L, 88-57		13-10, 5-7

F21	*Indiana State	Carbondale, Ill.	(ESPN+)	6 PM
F23	*Evansville	Carbondale, Ill.	(ESPN+)	2 PM

F27	*at Bradley	Peoria, Ill.	(ESPN+)	7 PM
-----	-------------	--------------	---------	------

M1	*at Illinois State	Normal, Ill.	(ESPN+)	2 PM
M5	*Loyola	Carbondale, Ill.	(ESPN+)	6 PM
M7	*Valparaiso	Carbondale, Ill.	(ESPN+)	2 PM

MVC Tournament

M12-15	Moline, Ill.	ESPN+
--------	--------------	-------

*MVC Games; Times are CST (unless noted) and subject to change

VALPARAISO (14-10, 6-7)

A Big Win

Valpo's win at Illinois State on Sunday marked the program's first top-100 RPI true road wins since taking down Michigan and Ball State in the 2002 WNIT. It was Valpo's seventh road win of the year, the most for a Valpo team since the 2006-07 team won eight true road games. Valpo also reached six wins in MVC play, its highest number of league wins since the 2009-10 squad picked up six Horizon League victories.



Hitting Freebies

Valpo continued its stellar free throw shooting this year in Sunday's win, going 26-of-28 at the foul line (92.9%). The Crusaders are now second in the nation with a 80.4% free throw percentage. Addison Stoller extended her consecutive free throws made streak to 29, Grace Hales extended her personal streak to 23 and Shay Frederick reached 23 as well before missing one.

From Way Downtown

As a team, Valpo hit 10-of-26 from 3-point range on Sunday in the win at Illinois State – the 12th time this year overall and the sixth time in MVC play it has connected on at least 10 triples. On the year, Valpo now has 211 3-pointers as a team, moving into sixth in a single season in program history.

Date	Opponent	Location	TV	Time
N10	vs. Ohio State	L, 89-38		0-1
N15	at N. Dakota St.	W, 66-54		1-1
N17	at North Dakota	L, 65-63		1-2
N21	at Northwestern	L, 69-48		1-3
N24	Bowling Green	W, 95-90 (OT)		2-3
N27	at Toledo	W, 61-54		3-3
D5	at Detroit	W, 77-58		4-3
D15	UIC	W, 63-37		5-3
D17	Morehead State	W, 55-53		6-3
D28	Chicago State	W, 95-49		7-3
D30	at Eastern Illinois	W, 78-66		8-3
J3	*So. Illinois	L, 67-51		8-4, 0-1
J5	*Missouri State	L, 81-68		8-5, 0-2
J10	*at Indiana State	W, 75-56		9-5, 1-2
J12	*at Evansville	W, 88-66		10-5, 2-2
J17	*Illinois State	L, 72-60		10-6, 2-3
J19	*Bradley	L, 75-61		10-7, 2-4
J24	*Loyola	W, 66-64		11-7, 3-4
J31	*at Drake	L, 87-66		11-8, 3-5
F2	*at UNI	L, 77-70		11-9, 3-6
F6	*Evansville	W, 72-54		12-9, 4-6
F8	*Indiana State	W, 61-45		13-9, 5-6
F14	*at Bradley	L, 90-69		13-10, 5-7
F16	*at Illinois State	W, 78-70		14-10, 6-7

F22	*at Loyola	Chicago, Ill.	(ESPN3)	2 PM
-----	------------	---------------	---------	------

F28	*UNI	Valparaiso, Ind.	(ESPN+)	6 PM
-----	------	------------------	---------	------

M1	*Drake	Valparaiso, Ind.	(ESPN+)	1 PM
M5	*at Missouri State	Springfield, Mo.	(ESPN+)	7 PM
M7	*at So. Illinois	Carbondale, Ill.	(ESPN+)	2 PM

MVC Tournament

M12-15	Moline, Ill.	ESPN+
--------	--------------	-------

*MVC Games; Times are CST (unless noted) and subject to change



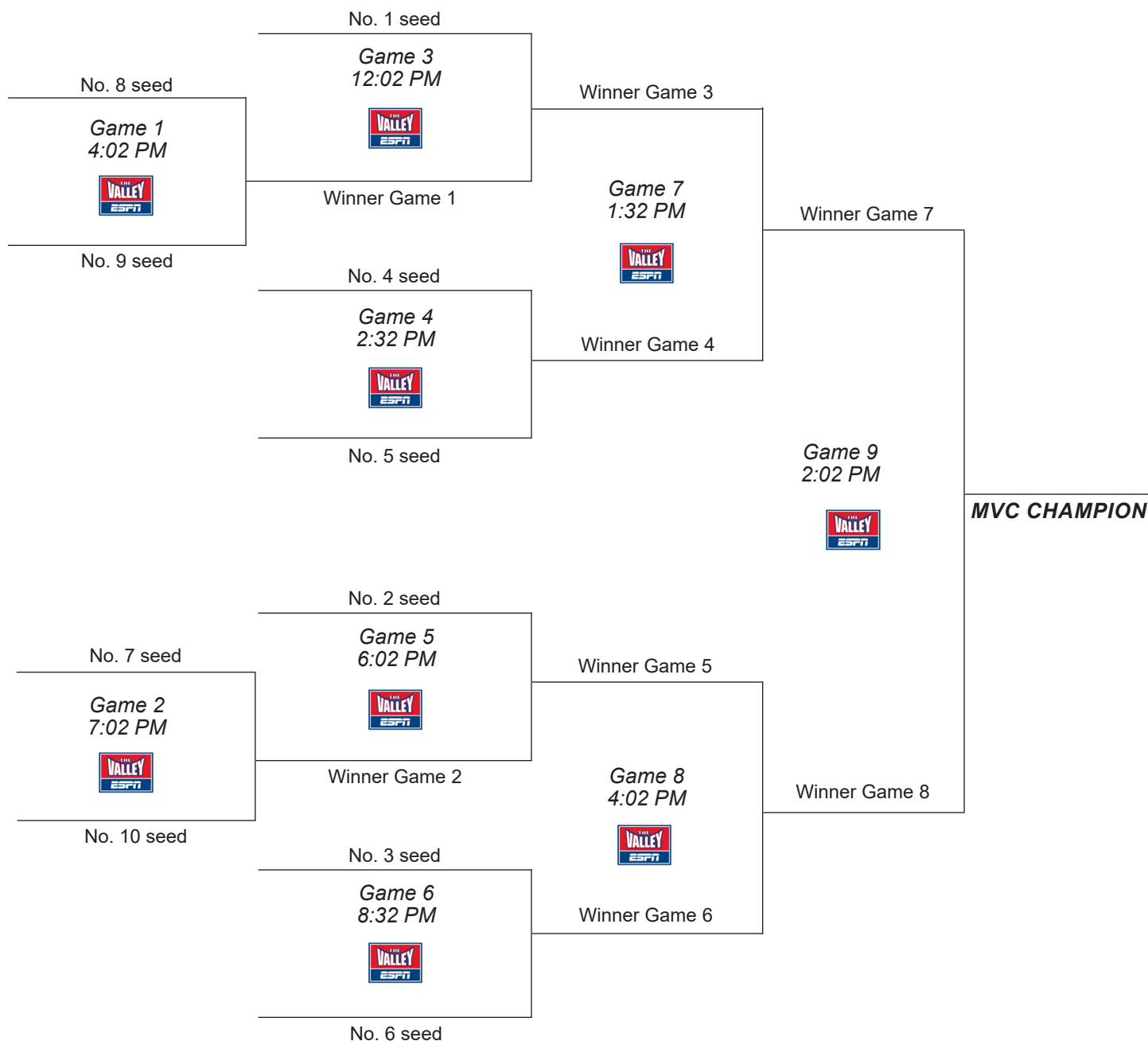
Missouri Valley Conference Women's Basketball Tournament Moline, Ill. • March 12-15, 2020 TaxSlayer Center

Thursday, March 12

Friday, March 13

Saturday, March 14

Sunday, March 15



#THEVALLEYRUNSDEEP



CONFERENCE BASKETBALL STATISTICS

Through games of Feb 18, 2020 (All games)



SCORING OFFENSE	G	W-L	Pts	Avg/G
1. Drake	25	18-7	2063	82.5
2. Missouri State	24	21-3	1880	78.3
3. Bradley	23	19-4	1649	71.7
4. Southern Illinois	23	13-10	1612	70.1
5. Illinois State	23	14-9	1611	70.0
6. Northern Iowa	24	15-9	1649	68.7
7. Loyola Chicago	24	15-9	1637	68.2
8. Valparaiso	24	14-10	1624	67.7
9. Indiana State	25	4-21	1509	60.4
10. Evansville	24	3-21	1403	58.5

SCORING DEFENSE	G	Pts	Avg/G
1. Bradley	23	1414	61.5
2. Northern Iowa	24	1507	62.8
3. Loyola Chicago	24	1524	63.5
4. Illinois State	23	1486	64.6
5. Missouri State	24	1555	64.8
6. Southern Illinois	23	1497	65.1
7. Valparaiso	24	1588	66.2
8. Drake	25	1707	68.3
9. Indiana State	25	1786	71.4
10. Evansville	24	1769	73.7

SCORING MARGIN	G	Offense	Defense	Margin
1. Drake	25	82.5	68.3	+14.2
2. Missouri State	24	78.3	64.8	+13.5
3. Bradley	23	71.7	61.5	+10.2
4. Northern Iowa	24	68.7	62.8	+5.9
5. Illinois State	23	70.0	64.6	+5.4
6. Southern Illinois	23	70.1	65.1	+5.0
7. Loyola Chicago	24	68.2	63.5	+4.7
8. Valparaiso	24	67.7	66.2	+1.5
9. Indiana State	25	60.4	71.4	-11.1
10. Evansville	24	58.5	73.7	-15.3

FREE THROW PCT	G	FTM	FTA	Pct.
1. Valparaiso	24	341	424	.804
2. Drake	25	354	457	.775
3. Northern Iowa	24	333	430	.774
4. Missouri State	24	390	511	.763
5. Bradley	23	327	442	.740
6. Illinois State	23	303	416	.728
7. Loyola Chicago	24	279	405	.689
8. Evansville	24	232	366	.634
9. Southern Illinois	23	268	425	.631
10. Indiana State	25	290	474	.612

FIELD GOAL PERCENTAGE	G	FGM	FGA	Pct.
1. Drake	25	749	1536	.488
2. Missouri State	24	672	1476	.455
3. Southern Illinois	23	600	1377	.436
4. Bradley	23	575	1329	.433
5. Illinois State	23	586	1367	.429
6. Loyola Chicago	24	610	1460	.418
7. Valparaiso	24	536	1295	.414
8. Northern Iowa	24	558	1392	.401
9. Indiana State	25	552	1437	.384
10. Evansville	24	504	1355	.372

FIELD GOAL PCT DEFENSE	G	FGM	FGA	Pct.
1. Bradley	23	515	1429	.360
2. Northern Iowa	24	551	1423	.387
3. Drake	25	612	1576	.388
4. Illinois State	23	540	1342	.402
5. Loyola Chicago	24	576	1424	.404
6. Valparaiso	24	545	1344	.406
7. Missouri State	24	559	1374	.407
8. Evansville	24	628	1508	.416
9. Southern Illinois	23	530	1254	.423
10. Indiana State	25	621	1411	.440

3-POINT FG PCT	G	3FGM	3FGA	Pct.
1. Missouri State	24	146	371	.394
2. Drake	25	211	607	.348
3. Bradley	23	172	495	.347
4. Southern Illinois	23	144	423	.340
5. Valparaiso	24	211	620	.340
6. Illinois State	23	136	414	.329
7. Northern Iowa	24	200	623	.321
8. Loyola Chicago	24	138	430	.321
9. Indiana State	25	115	404	.285
10. Evansville	24	163	580	.281

3-POINT FG PCT DEFENSE	G	3FGM	3FGA	Pct.
1. Bradley	23	133	476	.279
2. Valparaiso	24	139	490	.284
3. Loyola Chicago	24	153	495	.309
4. Illinois State	23	147	475	.309
5. Northern Iowa	24	127	405	.314
6. Drake	25	200	614	.326
7. Evansville	24	207	615	.337
8. Indiana State	25	157	466	.337
9. Southern Illinois	23	116	336	.345
10. Missouri State	24	163	450	.362

REBOUNDING OFFENSE	G	Rebounds	Avg/G
1. Loyola Chicago	24	981	40.9
2. Bradley	23	934	40.6
3. Drake	25	1000	40.0
4. Missouri State	24	954	39.8
5. Illinois State	23	892	38.8
6. Northern Iowa	24	930	38.8
7. Indiana State	25	897	35.9
8. Southern Illinois	23	806	35.0
9. Evansville	24	807	33.6
10. Valparaiso	24	712	29.7

REBOUNDING DEFENSE	G	Rebounds	Avg/G
1. Missouri State	24	733	30.5
2. Drake	25	781	31.2
3. Loyola Chicago	24	807	33.6
4. Illinois State	23	784	34.1
5. Southern Illinois	23	816	35.5
6. Northern Iowa	24	859	35.8
7. Bradley	23	831	36.1
8. Indiana State	25	944	37.8
9. Valparaiso	24	918	38.2
10. Evansville	24	1046	43.6



CONFERENCE BASKETBALL STATISTICS

Through games of Feb 18, 2020 (All games)



REBOUNDING MARGIN	G	Team	Avg.	Opp.	Avg.	Margin
1. Missouri State	24	954	39.8	733	30.5	+9.2
2. Drake	25	1000	40.0	781	31.2	+8.8
3. Loyola Chicago	24	981	40.9	807	33.6	+7.2
4. Illinois State	23	892	38.8	784	34.1	+4.7
5. Bradley	23	934	40.6	831	36.1	+4.5
6. Northern Iowa	24	930	38.8	859	35.8	+3.0
7. Southern Illinois	23	806	35.0	816	35.5	-0.4
8. Indiana State	25	897	35.9	944	37.8	-1.9
9. Valparaiso	24	712	29.7	918	38.2	-8.6
10. Evansville	24	807	33.6	1046	43.6	-10.0

ASSISTS	G	No.	Avg/G
1. Drake	25	558	22.3
2. Missouri State	24	375	15.6
3. Southern Illinois	23	356	15.5
4. Loyola Chicago	24	344	14.3
5. Bradley	23	328	14.3
6. Valparaiso	24	324	13.5
7. Northern Iowa	24	304	12.7
8. Illinois State	23	290	12.6
9. Evansville	24	292	12.2
10. Indiana State	25	272	10.9

TURNOVER MARGIN	G	Team	Avg.	Opp.	Avg.	Margin
1. Southern Illinois	23	335	14.6	399	17.3	+2.8
2. Valparaiso	24	406	16.9	469	19.5	+2.6
3. Missouri State	24	366	15.3	413	17.2	+2.0
4. Illinois State	23	361	15.7	367	16.0	+0.3
5. Loyola Chicago	24	357	14.9	355	14.8	-0.1
6. Drake	25	442	17.7	423	16.9	-0.8
7. Northern Iowa	24	377	15.7	356	14.8	-0.9
8. Bradley	23	348	15.1	316	13.7	-1.4
9. Indiana State	25	431	17.2	393	15.7	-1.5
10. Evansville	24	473	19.7	415	17.3	-2.4

OFFENSIVE REBOUNDS	G	No.	Avg/G
1. Loyola Chicago	24	297	12.4
2. Missouri State	24	296	12.3
3. Indiana State	25	308	12.3
4. Southern Illinois	23	270	11.7
5. Drake	25	293	11.7
6. Northern Iowa	24	278	11.6
7. Illinois State	23	265	11.5
8. Bradley	23	238	10.3
9. Evansville	24	216	9.0
10. Valparaiso	24	170	7.1

DEFENSIVE REB PCT.	G	D-Reb	Opp. OR	D-Reb%
1. Missouri State	24	658	196	.770
2. Loyola Chicago	24	684	212	.763
3. Illinois State	23	627	218	.742
4. Bradley	23	696	257	.730
5. Drake	25	707	271	.723
6. Northern Iowa	24	652	263	.713
7. Southern Illinois	23	536	230	.700
8. Indiana State	25	589	290	.670
9. Valparaiso	24	542	314	.633
10. Evansville	24	591	354	.625

BLOCKED SHOTS	G	No.	Avg/G
1. Bradley	23	108	4.7
2. Missouri State	24	107	4.5
3. Drake	25	104	4.2
4. Northern Iowa	24	95	4.0
5. Valparaiso	24	88	3.7
6. Evansville	24	84	3.5
7. Southern Illinois	23	77	3.3
8. Indiana State	25	83	3.3
9. Loyola Chicago	24	60	2.5
10. Illinois State	23	43	1.9

STEALS	G	No.	Avg/G
1. Valparaiso	24	247	10.3
2. Southern Illinois	23	217	9.4
3. Drake	25	231	9.2
4. Missouri State	24	213	8.9
5. Indiana State	25	218	8.7
6. Evansville	24	196	8.2
7. Illinois State	23	173	7.5
8. Bradley	23	145	6.3
9. Northern Iowa	24	150	6.3
10. Loyola Chicago	24	146	6.1

ASSIST/TURNOVER RATIO	G	Ast.	Avg.	T/O	Avg.	Ratio
1. Drake	25	558	22.3	442	17.7	1.3
2. Southern Illinois	23	356	15.5	335	14.6	1.1
3. Missouri State	24	375	15.6	366	15.3	1.0
4. Loyola Chicago	24	344	14.3	357	14.9	1.0
5. Bradley	23	328	14.3	348	15.1	0.9
6. Northern Iowa	24	304	12.7	377	15.7	0.8
7. Illinois State	23	290	12.6	361	15.7	0.8
8. Valparaiso	24	324	13.5	406	16.9	0.8
9. Indiana State	25	272	10.9	431	17.2	0.6
10. Evansville	24	292	12.2	473	19.7	0.6

DEFENSIVE REBOUNDS	G	No.	Avg/G
1. Bradley	23	696	30.3
2. Loyola Chicago	24	684	28.5
3. Drake	25	707	28.3
4. Missouri State	24	658	27.4
5. Illinois State	23	627	27.3
6. Northern Iowa	24	652	27.2
7. Evansville	24	591	24.6
8. Indiana State	25	589	23.6
9. Southern Illinois	23	536	23.3
10. Valparaiso	24	542	22.6

OFFENSIVE REB PCT.	G	O-Reb	Opp. DR	O-Reb%
1. Drake	25	293	510	.365
2. Missouri State	24	296	537	.355
3. Loyola Chicago	24	297	595	.333
4. Indiana State	25	308	654	.320
5. Illinois State	23	265	566	.319
6. Northern Iowa	24	278	596	.318
7. Southern Illinois	23	270	586	.315
8. Bradley	23	238	574	.293
9. Evansville	24	216	692	.238
10. Valparaiso	24	170	604	.220



CONFERENCE BASKETBALL STATISTICS
Through games of Feb 18, 2020 (All games)



3-POINT FG MADE	G	No.	Avg/G
1. Valparaiso	24	211	8.8
2. Drake	25	211	8.4
3. Northern Iowa	24	200	8.3
4. Bradley	23	172	7.5
5. Evansville	24	163	6.8
6. Southern Illinois	23	144	6.3
7. Missouri State	24	146	6.1
8. Illinois State	23	136	5.9
9. Loyola Chicago	24	138	5.8
10. Indiana State	25	115	4.6



CONFERENCE BASKETBALL STATISTICS

Through games of Feb 18, 2020 (All games)



Team	Conference	Pct.	PF	PA	Overall	Pct.	PF	PA	Current unbeaten streak
Missouri State	11-1	.917	79.1	64.8	21-3	.875	78.3	64.8	Missouri State -- 7
Bradley	10-2	.833	71.2	62.8	19-4	.826	71.7	61.5	Bradley -- 3
Drake	10-3	.769	84.7	67.6	18-7	.720	82.5	68.3	Drake -- 2
Northern Iowa	7-6	.538	66.8	64.3	15-9	.625	68.7	62.8	Northern Iowa -- 1
Illinois State	6-6	.500	70.6	69.0	14-9	.609	70.0	64.6	Valparaiso -- 1
Loyola Chicago	6-7	.462	62.4	64.2	15-9	.625	68.2	63.5	
Valparaiso	6-7	.462	68.1	69.5	14-10	.583	67.7	66.2	
Southern Illinois	5-7	.417	64.4	64.8	13-10	.565	70.1	65.1	
Indiana State	2-11	.154	59.5	75.2	4-21	.160	60.4	71.4	
Evansville	0-13	.000	54.7	77.5	3-21	.125	58.5	73.7	

TEAM SUMMARIES	G	PF-PA	Avg score	Margin	FG-FGA	Pct.	3FG-FGA	Pct.	FT-FTA	Pct.	RebF	RebA	Margin
Bradley	23	1649-1414	71.7-61.5	+10.2	575-1329	.433	172-495	.347	327-442	.740	934	831	+4.5
Drake	25	2063-1707	82.5-68.3	+14.2	749-1536	.488	211-607	.348	354-457	.775	1000	781	+8.8
Evansville	24	1403-1769	58.5-73.7	-15.2	504-1355	.372	163-580	.281	232-366	.634	807	1046	-10.0
Illinois State	23	1611-1486	70.0-64.6	+5.4	586-1367	.429	136-414	.329	303-416	.728	892	784	+4.7
Indiana State	25	1509-1786	60.4-71.4	-11.1	552-1437	.384	115-404	.285	290-474	.612	897	944	-1.9
Loyola Chicago	24	1637-1524	68.2-63.5	+4.7	610-1460	.418	138-430	.321	279-405	.689	981	807	+7.2
Missouri State	24	1880-1555	78.3-64.8	+13.5	672-1476	.455	146-371	.394	390-511	.763	954	733	+9.2
Northern Iowa	24	1649-1507	68.7-62.8	+5.9	558-1392	.401	200-623	.321	333-430	.774	930	859	+3.0
Southern Illinois	23	1612-1497	70.1-65.1	+5.0	600-1377	.436	144-423	.340	268-425	.631	806	816	-0.4
Valparaiso	24	1624-1588	67.7-66.2	+1.5	536-1295	.414	211-620	.340	341-424	.804	712	918	-8.6

ATTENDANCE	Home	Average	Away	Average	Neutral	Average	Total	Average
Bradley	11-11723	1066	8-10807	1351	4-647	162	23-23177	1008
Drake	12-41781	3482	10-19454	1945	3-2012	671	25-63247	2530
Evansville	11-4538	413	13-12115	932	0-0	0	24-16653	694
Illinois State	13-13999	1077	10-10331	1033	0-0	0	23-24330	1058
Indiana State	11-15454	1405	13-11151	858	1-0	0	25-26605	1064
Loyola Chicago	11-7775	707	13-12437	957	0-0	0	24-20212	842
Missouri State	11-30392	2763	13-26987	2076	0-0	0	24-57379	2391
Northern Iowa	10-15902	1590	12-26463	2205	2-250	125	24-42615	1776
Southern Illinois	10-7589	759	12-13090	1091	1-151	151	23-20830	906
Valparaiso	11-4286	390	12-19752	1646	1-1857	1857	24-25895	1079
Totals	111-153439	1382	116-162587	1402	12-4917	410	239-320943	1343



CONFERENCE BASKETBALL STATISTICS

Through games of Feb 18, 2020 (Conference games only)



SCORING OFFENSE	G	W-L	Pts	Avg/G
1. Drake	13	10-3	1101	84.7
2. Missouri State	12	11-1	949	79.1
3. Bradley	12	10-2	855	71.2
4. Illinois State	12	6-6	847	70.6
5. Valparaiso	13	6-7	885	68.1
6. Northern Iowa	13	7-6	869	66.8
7. Southern Illinois	12	5-7	773	64.4
8. Loyola Chicago	13	6-7	811	62.4
9. Indiana State	13	2-11	773	59.5
10. Evansville	13	0-13	711	54.7

SCORING DEFENSE	G	Pts	Avg/G
1. Bradley	12	753	62.8
2. Loyola Chicago	13	834	64.2
3. Northern Iowa	13	836	64.3
4. Southern Illinois	12	777	64.8
5. Missouri State	12	778	64.8
6. Drake	13	879	67.6
7. Illinois State	12	828	69.0
8. Valparaiso	13	904	69.5
9. Indiana State	13	978	75.2
10. Evansville	13	1007	77.5

SCORING MARGIN	G	Offense	Defense	Margin
1. Drake	13	84.7	67.6	+17.1
2. Missouri State	12	79.1	64.8	+14.2
3. Bradley	12	71.2	62.8	+8.5
4. Northern Iowa	13	66.8	64.3	+2.5
5. Illinois State	12	70.6	69.0	+1.6
6. Southern Illinois	12	64.4	64.8	-0.3
7. Valparaiso	13	68.1	69.5	-1.5
8. Loyola Chicago	13	62.4	64.2	-1.8
9. Indiana State	13	59.5	75.2	-15.8
10. Evansville	13	54.7	77.5	-22.8

FREE THROW PCT	G	FTM	FTA	Pct.
1. Valparaiso	13	179	213	.840
2. Drake	13	221	277	.798
3. Missouri State	12	211	277	.762
4. Northern Iowa	13	165	221	.747
5. Bradley	12	173	233	.742
6. Illinois State	12	170	230	.739
7. Loyola Chicago	13	146	217	.673
8. Indiana State	13	137	226	.606
9. Southern Illinois	12	135	234	.577
10. Evansville	13	104	182	.571

FIELD GOAL PERCENTAGE	G	FGM	FGA	Pct.
1. Drake	13	386	768	.503
2. Bradley	12	302	666	.453
3. Missouri State	12	334	743	.450
4. Valparaiso	13	292	695	.420
5. Illinois State	12	302	724	.417
6. Southern Illinois	12	285	698	.408
7. Loyola Chicago	13	302	746	.405
8. Northern Iowa	13	297	759	.391
9. Indiana State	13	289	743	.389
10. Evansville	13	261	722	.361

FIELD GOAL PCT DEFENSE	G	FGM	FGA	Pct.
1. Bradley	12	264	703	.376
2. Drake	13	309	818	.378
3. Northern Iowa	13	307	787	.390
4. Missouri State	12	270	650	.415
5. Loyola Chicago	13	320	764	.419
6. Illinois State	12	300	710	.423
7. Valparaiso	13	305	700	.436
8. Evansville	13	359	814	.441
9. Southern Illinois	12	270	604	.447
10. Indiana State	13	346	714	.485

3-POINT FG PCT	G	3FGM	3FGA	Pct.
1. Valparaiso	13	122	322	.379
2. Missouri State	12	70	186	.376
3. Drake	13	108	297	.364
4. Bradley	12	78	228	.342
5. Illinois State	12	73	225	.324
6. Northern Iowa	13	110	357	.308
7. Southern Illinois	12	68	221	.308
8. Indiana State	13	58	197	.294
9. Evansville	13	85	305	.279
10. Loyola Chicago	13	61	220	.277

3-POINT FG PCT DEFENSE	G	3FGM	3FGA	Pct.
1. Illinois State	12	78	272	.287
2. Loyola Chicago	13	77	262	.294
3. Bradley	12	71	241	.295
4. Drake	13	93	298	.312
5. Valparaiso	13	84	269	.312
6. Northern Iowa	13	65	205	.317
7. Missouri State	12	78	227	.344
8. Evansville	13	126	360	.350
9. Southern Illinois	12	70	185	.378
10. Indiana State	13	91	239	.381

REBOUNDING OFFENSE	G	Rebounds	Avg/G
1. Northern Iowa	13	526	40.5
2. Drake	13	525	40.4
3. Loyola Chicago	13	504	38.8
4. Missouri State	12	462	38.5
5. Illinois State	12	460	38.3
6. Bradley	12	435	36.2
7. Indiana State	13	428	32.9
8. Evansville	13	412	31.7
9. Southern Illinois	12	380	31.7
10. Valparaiso	13	359	27.6

REBOUNDING DEFENSE	G	Rebounds	Avg/G
1. Missouri State	12	358	29.8
2. Drake	13	398	30.6
3. Loyola Chicago	13	448	34.5
4. Bradley	12	425	35.4
5. Illinois State	12	426	35.5
6. Southern Illinois	12	431	35.9
7. Indiana State	13	473	36.4
8. Valparaiso	13	474	36.5
9. Northern Iowa	13	477	36.7
10. Evansville	13	581	44.7



CONFERENCE BASKETBALL STATISTICS

Through games of Feb 18, 2020 (Conference games only)



REBOUNDING MARGIN	G	Team	Avg.	Opp.	Avg.	Margin
1. Drake	13	525	40.4	398	30.6	+9.8
2. Missouri State	12	462	38.5	358	29.8	+8.7
3. Loyola Chicago	13	504	38.8	448	34.5	+4.3
4. Northern Iowa	13	526	40.5	477	36.7	+3.8
5. Illinois State	12	460	38.3	426	35.5	+2.8
6. Bradley	12	435	36.2	425	35.4	+0.8
7. Indiana State	13	428	32.9	473	36.4	-3.5
8. Southern Illinois	12	380	31.7	431	35.9	-4.2
9. Valparaiso	13	359	27.6	474	36.5	-8.8
10. Evansville	13	412	31.7	581	44.7	-13.0

ASSISTS	G	No.	Avg/G
1. Drake	13	297	22.8
2. Missouri State	12	181	15.1
3. Southern Illinois	12	174	14.5
4. Bradley	12	167	13.9
5. Valparaiso	13	180	13.8
6. Northern Iowa	13	169	13.0
7. Indiana State	13	150	11.5
8. Loyola Chicago	13	148	11.4
9. Illinois State	12	134	11.2
10. Evansville	13	143	11.0

TURNOVER MARGIN	G	Team	Avg.	Opp.	Avg.	Margin
1. Southern Illinois	12	168	14.0	231	19.3	+5.3
2. Missouri State	12	165	13.8	209	17.4	+3.7
3. Valparaiso	13	226	17.4	260	20.0	+2.6
4. Bradley	12	159	13.3	161	13.4	+0.2
5. Illinois State	12	169	14.1	166	13.8	-0.2
6. Indiana State	13	217	16.7	210	16.2	-0.5
7. Loyola Chicago	13	198	15.2	181	13.9	-1.3
8. Drake	13	234	18.0	215	16.5	-1.5
9. Evansville	13	238	18.3	191	14.7	-3.6
10. Northern Iowa	13	216	16.6	166	12.8	-3.8

OFFENSIVE REBOUNDS	G	No.	Avg/G
1. Missouri State	12	149	12.4
2. Northern Iowa	13	156	12.0
3. Indiana State	13	146	11.2
Drake	13	146	11.2
5. Southern Illinois	12	133	11.1
6. Illinois State	12	130	10.8
7. Loyola Chicago	13	139	10.7
8. Bradley	12	98	8.2
9. Evansville	13	104	8.0
10. Valparaiso	13	83	6.4

DEFENSIVE REB PCT.	G	D-Reb	Opp. OR	D-Reb%
1. Missouri State	12	313	87	.783
2. Loyola Chicago	13	365	116	.759
3. Illinois State	12	330	105	.759
4. Bradley	12	337	124	.731
5. Drake	13	379	143	.726
6. Northern Iowa	13	370	141	.724
7. Southern Illinois	12	247	101	.710
8. Indiana State	13	282	130	.684
9. Valparaiso	13	276	152	.645
10. Evansville	13	308	185	.625

BLOCKED SHOTS	G	No.	Avg/G
1. Bradley	12	65	5.4
2. Drake	13	61	4.7
3. Missouri State	12	51	4.3
4. Northern Iowa	13	52	4.0
5. Southern Illinois	12	45	3.8
6. Evansville	13	44	3.4
7. Valparaiso	13	43	3.3
8. Indiana State	13	34	2.6
9. Loyola Chicago	13	33	2.5
10. Illinois State	12	22	1.8

STEALS	G	No.	Avg/G
1. Southern Illinois	12	137	11.4
2. Valparaiso	13	138	10.6
3. Missouri State	12	113	9.4
4. Drake	13	107	8.2
5. Indiana State	13	106	8.2
6. Illinois State	12	82	6.8
7. Evansville	13	88	6.8
8. Loyola Chicago	13	78	6.0
9. Bradley	12	66	5.5
10. Northern Iowa	13	62	4.8

ASSIST/TURNOVER RATIO	G	Ast.	Avg.	T/O	Avg.	Ratio
1. Drake	13	297	22.8	234	18.0	1.3
2. Missouri State	12	181	15.1	165	13.8	1.1
3. Bradley	12	167	13.9	159	13.3	1.1
4. Southern Illinois	12	174	14.5	168	14.0	1.0
5. Valparaiso	13	180	13.8	226	17.4	0.8
6. Illinois State	12	134	11.2	169	14.1	0.8
7. Northern Iowa	13	169	13.0	216	16.6	0.8
8. Loyola Chicago	13	148	11.4	198	15.2	0.7
9. Indiana State	13	150	11.5	217	16.7	0.7
10. Evansville	13	143	11.0	238	18.3	0.6

DEFENSIVE REBOUNDS	G	No.	Avg/G
1. Drake	13	379	29.2
2. Northern Iowa	13	370	28.5
3. Bradley	12	337	28.1
4. Loyola Chicago	13	365	28.1
5. Illinois State	12	330	27.5
6. Missouri State	12	313	26.1
7. Evansville	13	308	23.7
8. Indiana State	13	282	21.7
9. Valparaiso	13	276	21.2
10. Southern Illinois	12	247	20.6

OFFENSIVE REB PCT.	G	O-Reb	Opp. DR	O-Reb%
1. Drake	13	146	255	.364
2. Missouri State	12	149	271	.355
3. Northern Iowa	13	156	336	.317
4. Indiana State	13	146	343	.299
5. Loyola Chicago	13	139	332	.295
6. Illinois State	12	130	321	.288
7. Southern Illinois	12	133	330	.287
8. Bradley	12	98	301	.246
9. Evansville	13	104	396	.208
10. Valparaiso	13	83	322	.205



CONFERENCE BASKETBALL STATISTICS
Through games of Feb 18, 2020 (Conference games only)



3-POINT FG MADE	G	No.	Avg/G
1. Valparaiso	13	122	9.4
2. Northern Iowa	13	110	8.5
3. Drake	13	108	8.3
4. Evansville	13	85	6.5
5. Bradley	12	78	6.5
6. Illinois State	12	73	6.1
7. Missouri State	12	70	5.8
8. Southern Illinois	12	68	5.7
9. Loyola Chicago	13	61	4.7
10. Indiana State	13	58	4.5



CONFERENCE BASKETBALL STATISTICS

Through games of Feb 18, 2020 (Conference games only)



Team	Conference	Pct.	PF	PA	Overall	Pct.	PF	PA	Current unbeaten streak
Missouri State	11-1	.917	79.1	64.8	11-1	.917	79.1	64.8	Missouri State -- 7
Bradley	10-2	.833	71.2	62.8	10-2	.833	71.2	62.8	Bradley -- 3
Drake	10-3	.769	84.7	67.6	10-3	.769	84.7	67.6	Drake -- 2
Northern Iowa	7-6	.538	66.8	64.3	7-6	.538	66.8	64.3	Northern Iowa -- 1
Illinois State	6-6	.500	70.6	69.0	6-6	.500	70.6	69.0	Valparaiso -- 1
Valparaiso	6-7	.462	68.1	69.5	6-7	.462	68.1	69.5	
Loyola Chicago	6-7	.462	62.4	64.2	6-7	.462	62.4	64.2	
Southern Illinois	5-7	.417	64.4	64.8	5-7	.417	64.4	64.8	
Indiana State	2-11	.154	59.5	75.2	2-11	.154	59.5	75.2	
Evansville	0-13	.000	54.7	77.5	0-13	.000	54.7	77.5	

TEAM SUMMARIES	G	PF-PA	Avg score	Margin	FG-FGA	Pct.	3FG-FGA	Pct.	FT-FTA	Pct.	RebF	RebA	Margin
Bradley	12	855-753	71.2-62.8	+8.5	302-666	.453	78-228	.342	173-233	.742	435	425	+0.8
Drake	13	1101-879	84.7-67.6	+17.1	386-768	.503	108-297	.364	221-277	.798	525	398	+9.8
Evansville	13	711-1007	54.7-77.5	-22.8	261-722	.361	85-305	.279	104-182	.571	412	581	-13.0
Illinois State	12	847-828	70.6-69.0	+1.6	302-724	.417	73-225	.324	170-230	.739	460	426	+2.8
Indiana State	13	773-978	59.5-75.2	-15.8	289-743	.389	58-197	.294	137-226	.606	428	473	-3.5
Loyola Chicago	13	811-834	62.4-64.2	-1.8	302-746	.405	61-220	.277	146-217	.673	504	448	+4.3
Missouri State	12	949-778	79.1-64.8	+14.3	334-743	.450	70-186	.376	211-277	.762	462	358	+8.7
Northern Iowa	13	869-836	66.8-64.3	+2.5	297-759	.391	110-357	.308	165-221	.747	526	477	+3.8
Southern Illinois	12	773-777	64.4-64.8	-0.3	285-698	.408	68-221	.308	135-234	.577	380	431	-4.2
Valparaiso	13	885-904	68.1-69.5	-1.5	292-695	.420	122-322	.379	179-213	.840	359	474	-8.8

ATTENDANCE	Home	Average	Away	Average	Neutral	Average	Total	Average
Bradley	7-6462	923	5-6623	1325	0-0	0	12-13085	1090
Drake	7-21996	3142	6-7418	1236	0-0	0	13-29414	2263
Evansville	6-1641	274	7-8418	1203	0-0	0	13-10059	774
Illinois State	7-7403	1058	5-5118	1024	0-0	0	12-12521	1043
Indiana State	7-10538	1505	6-5881	980	0-0	0	13-16419	1263
Loyola Chicago	6-2333	389	7-7933	1133	0-0	0	13-10266	790
Missouri State	5-15348	3070	7-8947	1278	0-0	0	12-24295	2025
Northern Iowa	6-8614	1436	7-10206	1458	0-0	0	13-18820	1448
Southern Illinois	5-2148	430	7-10612	1516	0-0	0	12-12760	1063
Valparaiso	7-3055	436	6-8382	1397	0-0	0	13-11437	880
Totals	63-79538	1263	63-79538	1263	0-0	0	126-159076	1263



INDIVIDUAL BASKETBALL STATISTICS

Through games of Feb 18, 2020 (All games)



To be ranked, a player must appear in at least 75.0% of their team's games.

SCORING								REBOUNDING							
	Cl	G	FG	3FG	FT	Pts	Avg/G		Cl	G	Off	Def	Total	Avg/G	
1. Hittner,Becca-DU	Sr	25	137	57	125	456	18.2	1. Franklin,Jasmine-MSU	So	24	59	165	224	9.3	
2. Wallen, Lexi-ILS	Sr	23	153	6	93	405	17.6	2. Feit,Abby-UE	Fr	24	36	170	206	8.6	
3. Rhine,Sara-DU	Sr	25	183	12	62	440	17.6	3. Brackmann, Chelsea-BRAD	Sr	22	39	147	186	8.5	
4. Petree, Lasha-BRAD	So	23	127	59	73	386	16.8	4. O'Connor, Abby-LUC	Jr	24	44	150	194	8.1	
5. Willard,Alexa-MSU	Sr	24	152	34	62	400	16.7	5. Rhine,Sara-DU	Sr	25	43	145	188	7.5	
6. Silvey,Makenzie-SIU	Jr	23	145	50	27	367	16.0	6. Brockmeyer,Abby-SIU	Jr	23	62	98	160	7.0	
7. Maggett, TeTe-ILS	Sr	21	124	31	52	331	15.8	7. Wallen, Lexi-ILS	Sr	23	64	85	149	6.5	
8. Feit,Abby-UE	Fr	24	124	35	44	327	13.6	8. McChristine,Jamyra-INS	Jr	25	69	91	160	6.4	
9. Haack, Gabi-BRAD	Jr	23	94	56	67	311	13.5	9. Haack, Gabi-BRAD	Jr	23	47	98	145	6.3	
10. O'Connor, Abby-LUC	Jr	24	115	38	46	314	13.1	10. Maggett, TeTe-ILS	Sr	21	20	108	128	6.1	
11. Rucker,Karli-UNI	Jr	24	108	39	55	310	12.9	11. Hittner,Becca-DU	Sr	25	24	126	150	6.0	
12. Calip,Brice-MSU	Jr	23	79	18	115	291	12.7	Redmond, Juliunn-ILS	Jr	23	36	102	138	6.0	
13. Hales, Grace-Valpo	Sr	24	98	48	59	303	12.6	13. Gunnels,Bre-UNI	Jr	24	28	114	142	5.9	
14. Martin,Nicole-SIU	Sr	23	115	3	57	290	12.6	14. Gartner,Emily-MSU	Jr	24	34	102	136	5.7	
15. Stoller, Addison-Valpo	Jr	24	84	29	90	287	12.0	15. Stoller, Addison-Valpo	Jr	24	46	88	134	5.6	
16. White, Nyjah-BRAD	Jr	23	109	0	34	252	11.0	16. Rice, Ellie-LUC	Jr	24	37	91	128	5.3	
17. McChristine,Jamyra-INS	Jr	25	117	0	38	272	10.9	17. Talbot, Megan-ILS	Sr	23	30	92	122	5.3	
18. Brackmann, Chelsea-BRAD	Sr	22	89	1	59	238	10.8	18. Martin,Nicole-SIU	Sr	23	44	77	121	5.3	
19. Franklin,Jasmine-MSU	So	24	102	1	53	258	10.8	19. Poland,Jada-UE	Jr	24	41	82	123	5.1	
20. Redmond, Juliunn-ILS	Jr	23	92	11	52	247	10.7	20. White, Nyjah-BRAD	Jr	23	20	95	115	5.0	
21. Day, Allison-LUC	So	24	112	0	33	257	10.7								
22. Frederick, Shay-Valpo	So	24	73	33	55	234	9.8								
23. Brockmeyer,Abby-SIU	Jr	23	76	11	56	219	9.5								
24. Maahs,Megan-UNI	Jr	20	63	9	49	184	9.2								
25. Weinman, Carrie-Valpo	So	24	84	34	17	219	9.1								
26. Finley,Kam-UNI	So	22	66	26	37	195	8.9								
27. Wallace, Tiara-LUC	Sr	24	76	7	53	212	8.8								
Poland,Jada-UE	Jr	24	86	20	20	212	8.8								
29. Crompton, Mary-ILS	Fr	23	65	51	18	199	8.7								
30. Williams,Del'Janae-INS	Fr	24	72	36	26	206	8.6								

FIELD GOAL PCT						ASSISTS			
	Cl	G	FGM	FGA	Pct.		Cl	G	No. Avg/G
1. Rhine,Sara-DU	Sr	25	183	276	.663	1. Rose,Brenni-DU	Sr	25	129 5.2
2. Franklin,Jasmine-MSU	So	24	102	175	.583	2. Wallace, Tiara-LUC	Sr	24	111 4.6
3. Wallen, Lexi-ILS	Sr	23	153	267	.573	3. Frederick, Shay-Valpo	So	24	108 4.5
4. McChristine,Jamyra-INS	Jr	25	117	215	.544	4. Monahan,Maddie-DU	Jr	25	108 4.3
5. Brackmann, Chelsea-BRAD	Sr	22	89	170	.524	5. Calip,Brice-MSU	Jr	23	94 4.1
6. Day, Allison-LUC	So	24	112	217	.516	6. Maggett, TeTe-ILS	Sr	21	84 4.0
7. White, Nyjah-BRAD	Jr	23	109	213	.512	7. Patrick,Brittney-SIU	Sr	23	91 4.0
8. Rose,Brenni-DU	Sr	25	81	159	.509	8. Koenig, Tatum-BRAD	So	23	87 3.8
9. Hales, Grace-Valpo	Sr	24	98	197	.497	9. Rucker,Karli-UNI	Jr	24	86 3.6
10. Poland,Jada-UE	Jr	24	86	174	.494	10. Nelson,Kristen-SIU	Sr	23	77 3.3
11. Brockmeyer,Abby-SIU	Jr	23	76	156	.487	11. Newman,Anna-UE	So	24	76 3.2
12. Maahs,Megan-UNI	Jr	20	63	130	.485	12. Bhinhar,Mya-MSU	So	24	72 3.0
13. Willard,Alexa-MSU	Sr	24	152	314	.484	13. Collier,Kierra-DU	So	22	63 2.9
14. Martin,Nicole-SIU	Sr	23	115	239	.481	14. White, Nyjah-BRAD	Jr	23	65 2.8
15. Silvey,Makenzie-SIU	Jr	23	145	314	.462	15. Williams,Del'Janae-INS	Fr	24	62 2.6



INDIVIDUAL BASKETBALL STATISTICS

Through games of Feb 18, 2020 (All games)



FREE THROW PCT					
	Cl	G	FTM	FTA	Pct.
1. Hales, Grace-Valpo	Sr	24	59	63	.937
2. Willard,Alexa-MSU	Sr	24	62	69	.899
3. Redmond, Juliunn-ILS	Jr	23	52	60	.867
4. Hittner,Becca-DU	Sr	25	125	147	.850
5. Rhine,Sara-DU	Sr	25	62	73	.849
6. Haack, Gabi-BRAD	Jr	23	67	79	.848
7. Maahs,Megan-UNI	Jr	20	49	58	.845
8. Stoller, Addison-Valpo	Jr	24	90	107	.841
9. Gunnels,Bre-UNI	Jr	24	60	72	.833
Frederick, Shay-Valpo	So	24	55	66	.833
11. Petree, Lasha-BRAD	So	23	73	90	.811
12. Calip,Brice-MSU	Jr	23	115	145	.793
13. Rucker,Karli-UNI	Jr	24	55	70	.786
14. Maggett, TeTe-ILS	Sr	21	52	67	.776
15. Wallen, Lexi-ILS	Sr	23	93	127	.732

3-POINT FG PCT					
	Cl	G	3FG	FGA	Pct.
1. Willard,Alexa-MSU	Sr	24	34	72	.472
2. Stoller, Addison-Valpo	Jr	24	29	62	.468
3. Hales, Grace-Valpo	Sr	24	48	110	.436
4. Ruffridge,Elle-MSU	Jr	24	37	88	.420
5. Hittner,Becca-DU	Sr	25	57	144	.396
6. Koenig, Tatum-BRAD	So	23	23	60	.383
7. Monahan,Maddie-DU	Jr	25	25	66	.379
8. Kroeger,Nicole-UNI	Jr	24	44	118	.373
9. Gonzales, Janae-LUC	So	24	52	141	.369
10. Crompton, Mary-ILS	Fr	23	51	139	.367
11. Silvey,Makenzie-SIU	Jr	23	50	137	.365
12. Haack, Gabi-BRAD	Jr	23	56	154	.364
13. Gueldner,Sarah Beth-DU	Fr	23	28	79	.354
Negaard,Maggie-DU	So	25	28	79	.354
15. Rucker,Karli-UNI	Jr	24	39	113	.345

BLOCKED SHOTS				
	Cl	G	No.	Avg/G
1. Petree, Lasha-BRAD	So	23	42	1.8
2. Feit,Abby-UE	Fr	24	38	1.6
3. Morrison, Caitlin-Valpo	Jr	24	29	1.2
4. Gartner,Emily-MSU	Jr	24	28	1.2
5. Rhine,Sara-DU	Sr	25	29	1.2
6. Franklin,Jasmine-MSU	So	24	27	1.1
7. Gunnels,Bre-UNI	Jr	24	23	1.0
8. Wolf,Cynthia-UNI	So	24	22	0.9
9. White, Nyjah-BRAD	Jr	23	19	0.8
10. O'Connor, Abby-LUC	Jr	24	19	0.8
11. Brockmeyer,Abby-SIU	Jr	23	18	0.8
12. Maahs,Megan-UNI	Jr	20	15	0.8
13. Brackmann, Chelsea-BRAD	Sr	22	15	0.7
14. Williams,Del'Janae-INS	Fr	24	16	0.7
White, Grace-Valpo	Jr	18	12	0.7

STEALS			
	Cl	G	No. Avg/G
1. Weinman, Carie-Valpo	So	24	50 2.1
2. Patrick,Brittney-SIU	Sr	23	44 1.9
3. Wallace,Makayla-UE	So	24	43 1.8
4. Feit,Abby-UE	Fr	24	42 1.8
Wallace, Tiara-LUC	Sr	24	42 1.8
6. Nelson,Kristen-SIU	Sr	23	40 1.7
7. Williams,Del'Janae-INS	Fr	24	41 1.7
8. Redmond, Juliunn-ILS	Jr	23	39 1.7
9. Maggett, TeTe-ILS	Sr	21	35 1.7
10. Frederick, Shay-Valpo	So	24	39 1.6
11. Bhinhar,Mya-MSU	So	24	38 1.6
12. Silvey,Makenzie-SIU	Jr	23	36 1.6
13. Franklin,Jasmine-MSU	So	24	37 1.5
14. Stoller, Addison-Valpo	Jr	24	36 1.5
15. Petree, Lasha-BRAD	So	23	34 1.5

3-POINT FG MADE			
	Cl	G	3FG Avg/G
1. Petree, Lasha-BRAD	So	23	59 2.6
2. Haack, Gabi-BRAD	Jr	23	56 2.4
3. Hittner,Becca-DU	Sr	25	57 2.3
4. Crompton, Mary-ILS	Fr	23	51 2.2
5. Silvey,Makenzie-SIU	Jr	23	50 2.2
6. Gonzales, Janae-LUC	So	24	52 2.2
7. Hales, Grace-Valpo	Sr	24	48 2.0
8. Kroeger,Nicole-UNI	Jr	24	44 1.8
9. Rucker,Karli-UNI	Jr	24	39 1.6
10. O'Connor, Abby-LUC	Jr	24	38 1.6
11. Ruffridge,Elle-MSU	Jr	24	37 1.5
12. Williams,Del'Janae-INS	Fr	24	36 1.5
13. Maggett, TeTe-ILS	Sr	21	31 1.5
14. Feit,Abby-UE	Fr	24	35 1.5
15. Weinman, Carie-Valpo	So	24	34 1.4
Willard,Alexa-MSU	Sr	24	34 1.4

ASSIST/TURNOVER RATIO				
	Cl	G	Ast.	T/O Ratio
1. Calip,Brice-MSU	Jr	23	94	40 2.4
2. Monahan,Maddie-DU	Jr	25	108	56 1.9
3. Nelson,Kristen-SIU	Sr	23	77	41 1.9
4. Rose,Brenni-DU	Sr	25	129	70 1.8
5. Frederick, Shay-Valpo	So	24	108	62 1.7
6. Koenig, Tatum-BRAD	So	23	87	53 1.6
7. Patrick,Brittney-SIU	Sr	23	91	63 1.4
8. Wallace, Tiara-LUC	Sr	24	111	78 1.4
9. Bhinhar,Mya-MSU	So	24	72	58 1.2
10. Rucker,Karli-UNI	Jr	24	86	70 1.2
11. Newman,Anna-UE	So	24	76	64 1.2
12. Maggett, TeTe-ILS	Sr	21	84	81 1.0



INDIVIDUAL BASKETBALL STATISTICS
Through games of Feb 18, 2020 (All games)



OFFENSIVE REBOUNDS	CI	G	No.	Avg/G
1. Wallen, Lexi-ILS	Sr	23	64	2.8
2. McChristine, Jamyra-INS	Jr	25	69	2.8
3. Brockmeyer, Abby-SIU	Jr	23	62	2.7
4. Franklin, Jasmine-MSU	So	24	59	2.5
5. Haack, Gabi-BRAD	Jr	23	47	2.0
6. Stoller, Addison-Valpo	Jr	24	46	1.9
7. Martin, Nicole-SIU	Sr	23	44	1.9
8. Day, Allison-LUC	So	24	45	1.9
Cavey, Kristina-UNI	Jr	24	45	1.9
10. O'Connor, Abby-LUC	Jr	24	44	1.8
Burich, Monica-DU	Sr	24	44	1.8
12. Brackmann, Chelsea-BRAD	Sr	22	39	1.8
13. Rhine, Sara-DU	Sr	25	43	1.7
14. Poland, Jada-UE	Jr	24	41	1.7
15. Redmond, Juliunn-ILS	Jr	23	36	1.6

DEFENSIVE REBOUNDS	CI	G	No.	Avg/G
1. Feit, Abby-UE	Fr	24	170	7.1
2. Franklin, Jasmine-MSU	So	24	165	6.9
3. Brackmann, Chelsea-BRAD	Sr	22	147	6.7
4. O'Connor, Abby-LUC	Jr	24	150	6.3
5. Rhine, Sara-DU	Sr	25	145	5.8
6. Maggett, TeTe-ILS	Sr	21	108	5.1
7. Hittner, Becca-DU	Sr	25	126	5.0
8. Gunnels, Bre-UNI	Jr	24	114	4.8
9. Redmond, Juliunn-ILS	Jr	23	102	4.4
10. Brockmeyer, Abby-SIU	Jr	23	98	4.3
Haack, Gabi-BRAD	Jr	23	98	4.3
12. Gartner, Emily-MSU	Jr	24	102	4.3
13. White, Nyjah-BRAD	Jr	23	95	4.1
14. Talbot, Megan-ILS	Sr	23	92	4.0
15. Rice, Ellie-LUC	Jr	24	91	3.8

MINUTES PLAYED	CI	G	No.	Avg/G
1. Feit, Abby-UE	Fr	24	878	36.6
2. O'Connor, Abby-LUC	Jr	24	798	33.2
3. Maggett, TeTe-ILS	Sr	21	693	33.0
4. Haack, Gabi-BRAD	Jr	23	744	32.3
5. Koenig, Tatum-BRAD	So	23	734	31.9
6. Silvey, Makenzie-SIU	Jr	23	725	31.5
7. Hales, Grace-Valpo	Sr	24	750	31.3
8. Petree, Lasha-BRAD	So	23	718	31.2
9. Patrick, Brittney-SIU	Sr	23	704	30.6
10. Wallace, Tiara-LUC	Sr	24	734	30.6
11. Weinman, Carrie-Valpo	So	24	722	30.1
12. Frederick, Shay-Valpo	So	24	719	30.0
13. Calip, Brice-MSU	Jr	23	687	29.9
14. Saylor, Paige-ILS	Jr	23	685	29.8
15. Williams, Del'Janae-INS	Fr	24	712	29.7
16. Willard, Alexa-MSU	Sr	24	710	29.6
17. Nelson, Kristen-SIU	Sr	23	680	29.6
18. Pitzer, Sommer-INS	Fr	24	705	29.4
19. Rucker, Karli-UNI	Jr	24	697	29.0
20. Stoller, Addison-Valpo	Jr	24	692	28.8
21. Wallen, Lexi-ILS	Sr	23	655	28.5
22. Crompton, Mary-ILS	Fr	23	641	27.9
23. Rice, Ellie-LUC	Jr	24	667	27.8
24. Redmond, Juliunn-ILS	Jr	23	629	27.3
25. Monahan, Maddie-DU	Jr	25	652	26.1
26. Brockmeyer, Abby-SIU	Jr	23	597	26.0
27. White, Nyjah-BRAD	Jr	23	594	25.8
28. Brackmann, Chelsea-BRAD	Sr	22	567	25.8
29. Poland, Jada-UE	Jr	24	610	25.4
30. Franklin, Jasmine-MSU	So	24	608	25.3
Gonzales, Janae-LUC	So	24	608	25.3



INDIVIDUAL BASKETBALL STATISTICS
Through games of Feb 18, 2020 (All games)



TEAM IDENTIFICATION	Team ID
Bradley	BRAD
Drake	DU
Evansville	UE
Illinois State	ILS
Indiana State	INS
Loyola Chicago	LUC
Missouri State	MSU
Northern Iowa	UNI
Southern Illinois	SIU
Valparaiso	VALPO



INDIVIDUAL BASKETBALL STATISTICS

Through games of Feb 18, 2020 (Conference games only)



To be ranked, a player must appear in at least 75.0% of their team's games.

SCORING								REBOUNDING							
	Cl	G	FG	3FG	FT	Pts	Avg/G		Cl	G	Off	Def	Total	Avg/G	
1. Hittner,Becca-DU	Sr	13	75	33	84	267	20.5	1. Franklin,Jasmine-MSU	So	12	33	78	111	9.3	
2. Wallen, Lexi-ILS	Sr	12	82	4	54	222	18.5	2. Feit,Abby-UE	Fr	13	16	96	112	8.6	
3. Petree, Lasha-BRAD	So	12	67	28	42	204	17.0	3. Rhine,Sara-DU	Sr	13	22	89	111	8.5	
4. Rhine,Sara-DU	Sr	13	90	6	28	214	16.5	4. O'Connor, Abby-LUC	Jr	13	22	87	109	8.4	
5. Willard,Alexa-MSU	Sr	12	71	12	41	195	16.3	5. Redmond, Juliunn-ILS	Jr	12	21	71	92	7.7	
6. Maggett, TeTe-ILS	Sr	12	67	21	27	182	15.2	6. Brackmann, Chelsea-BRAD	Sr	12	15	75	90	7.5	
7. Redmond, Juliunn-ILS	Jr	12	60	9	42	171	14.3	7. McChristine,Jamyra-INS	Jr	13	31	58	89	6.8	
8. Silvey,Makenzie-SIU	Jr	12	65	20	16	166	13.8	8. Hittner,Becca-DU	Sr	13	12	75	87	6.7	
9. White, Nyjah-BRAD	Jr	12	71	0	17	159	13.3	9. Brockmeyer,Abby-SIU	Jr	12	35	42	77	6.4	
10. Rucker,Karli-UNI	Jr	13	58	21	32	169	13.0	10. Wallen, Lexi-ILS	Sr	12	33	43	76	6.3	
11. Hales, Grace-Valpo	Sr	13	54	33	27	168	12.9	11. Haack, Gabi-BRAD	Jr	12	22	52	74	6.2	
12. Stoller, Addison-Valpo	Jr	13	48	17	54	167	12.8	12. Gunnels,Bre-UNI	Jr	13	18	61	79	6.1	
13. Haack, Gabi-BRAD	Jr	12	45	26	38	154	12.8	13. Wolf,Cynthia-UNI	So	13	20	57	77	5.9	
14. McChristine,Jamyra-INS	Jr	13	70	0	24	164	12.6	14. Maggett, TeTe-ILS	Sr	12	11	59	70	5.8	
15. Brackmann, Chelsea-BRAD	Sr	12	57	1	36	151	12.6	15. Stoller, Addison-Valpo	Jr	13	18	54	72	5.5	
16. Feit,Abby-UE	Fr	13	62	20	18	162	12.5	16. Talbot, Megan-ILS	Sr	12	15	51	66	5.5	
17. Calip,Brice-MSU	Jr	12	36	7	68	147	12.3	17. Rice, Ellie-LUC	Jr	13	17	53	70	5.4	
18. O'Connor, Abby-LUC	Jr	13	55	19	23	152	11.7	18. White, Nyjah-BRAD	Jr	12	10	51	61	5.1	
19. Frederick, Shay-Valpo	So	13	49	21	32	151	11.6	19. Martin,Nicole-SIU	Sr	12	20	37	57	4.8	
20. Martin,Nicole-SIU	Sr	12	55	2	22	134	11.2	20. Gartner,Emily-MSU	Jr	12	15	41	56	4.7	
21. Wallace, Tiara-LUC	Sr	13	48	5	34	135	10.4								
22. Franklin,Jasmine-MSU	So	12	49	0	24	122	10.2								
23. Weinman, Carie-Valpo	So	13	51	14	12	128	9.8								
24. Mayo,CeCe-INS	Jr	12	41	5	28	115	9.6								
25. Monahan,Maddie-DU	Jr	13	41	9	28	119	9.2								
26. Crompton, Mary-ILS	Fr	12	33	23	14	103	8.6								
27. Bracy, Lola-UE		11	36	5	17	94	8.5								
28. Morrison, Caitlin-Valpo	Jr	13	38	17	17	110	8.5								
29. Patrick,Brittney-SIU	Sr	12	36	13	16	101	8.4								
30. Hipp,Abby-MSU	Jr	12	47	2	3	99	8.3								

FIELD GOAL PCT						ASSISTS			
	Cl	G	FGM	FGA	Pct.		Cl	G	No. Avg/G
1. Rhine,Sara-DU	Sr	13	90	134	.672	1. Monahan,Maddie-DU	Jr	13	70 5.4
2. Brackmann, Chelsea-BRAD	Sr	12	57	100	.570	2. Frederick, Shay-Valpo	So	13	64 4.9
3. Hipp,Abby-MSU	Jr	12	47	83	.566	Rose,Brenni-DU	Sr	13	64 4.9
4. McChristine,Jamyra-INS	Jr	13	70	128	.547	4. Wallace, Tiara-LUC	Sr	13	62 4.8
5. White, Nyjah-BRAD	Jr	12	71	130	.546	5. Calip,Brice-MSU	Jr	12	57 4.8
6. Franklin,Jasmine-MSU	So	12	49	90	.544	6. Koenig, Tatum-BRAD	So	12	50 4.2
7. Wallen, Lexi-ILS	Sr	12	82	151	.543	7. Rucker,Karli-UNI	Jr	13	53 4.1
8. Monahan,Maddie-DU	Jr	13	41	76	.539	8. Maggett, TeTe-ILS	Sr	12	44 3.7
9. Hales, Grace-Valpo	Sr	13	54	102	.529	9. Patrick,Brittney-SIU	Sr	12	42 3.5
10. Rose,Brenni-DU	Sr	13	39	77	.506	10. Nelson,Kristen-SIU	Sr	12	39 3.3
11. Hittner,Becca-DU	Sr	13	75	150	.500	11. White, Nyjah-BRAD	Jr	12	38 3.2
12. Mayo,CeCe-INS	Jr	12	41	84	.488	12. Negaard,Maggie-DU	So	13	36 2.8
13. Willard,Alexa-MSU	Sr	12	71	149	.477	Williams,Del'Janae-INS	Fr	13	36 2.8
14. Martin,Nicole-SIU	Sr	12	55	120	.458	14. Collier,Kierra-DU	So	10	27 2.7
15. Wallace, Tiara-LUC	Sr	13	48	105	.457	15. Haack, Gabi-BRAD	Jr	12	29 2.4



INDIVIDUAL BASKETBALL STATISTICS

Through games of Feb 18, 2020 (Conference games only)



FREE THROW PCT		CI	G	FTM	FTA	Pct.
1.	Hales, Grace-Valpo	Sr	13	27	29	.931
2.	Haack, Gabi-BRAD	Jr	12	38	41	.927
3.	Stoller, Addison-Valpo	Jr	13	54	59	.915
4.	Rhine,Sara-DU	Sr	13	28	31	.903
5.	Willard,Alexa-MSU	Sr	12	41	46	.891
6.	Hittner,Becca-DU	Sr	13	84	96	.875
	Redmond, Juliunn-ILS	Jr	12	42	48	.875
8.	Gunnels,Bre-UNI	Jr	13	33	40	.825
9.	Frederick, Shay-Valpo	So	13	32	39	.821
10.	Petree, Lasha-BRAD	So	12	42	52	.808
11.	Calip,Brice-MSU	Jr	12	68	85	.800
12.	Rucker,Karli-UNI	Jr	13	32	41	.780
13.	Wallen, Lexi-ILS	Sr	12	54	72	.750
	Maggett, TeTe-ILS	Sr	12	27	36	.750
15.	Wallace, Tiara-LUC	Sr	13	34	47	.723

3-POINT FG PCT		CI	G	3FG	FGA	Pct.
1.	Hales, Grace-Valpo	Sr	13	33	60	.550
2.	Stoller, Addison-Valpo	Jr	13	17	31	.548
3.	Hittner,Becca-DU	Sr	13	33	72	.458
4.	Willard,Alexa-MSU	Sr	12	12	27	.444
5.	Ruffridge,Elle-MSU	Jr	12	18	43	.419
6.	Haack, Gabi-BRAD	Jr	12	26	66	.394
7.	Kroeger,Nicole-UNI	Jr	13	27	74	.365
8.	Frederick, Shay-Valpo	So	13	21	58	.362
9.	Patrick,Brittney-SIU	Sr	12	13	36	.361
10.	McCallister,Payton-SIU	So	12	12	34	.353
11.	Guedner,Sarah Beth-DU	Fr	13	15	44	.341
12.	Elder,Jasmine-INS	Fr	13	16	47	.340
13.	Rucker,Karli-UNI	Jr	13	21	62	.339
14.	Negaard,Maggie-DU	So	13	15	45	.333
15.	Crompton, Mary-ILS	Fr	12	23	70	.329

BLOCKED SHOTS		CI	G	No.	Avg/G
1.	Petree, Lasha-BRAD	So	12	30	2.5
2.	Rhine,Sara-DU	Sr	13	22	1.7
3.	Feit,Abby-UE	Fr	13	19	1.5
4.	Gartner,Emily-MSU	Jr	12	17	1.4
5.	Wolf,Cynthia-UNI	So	13	16	1.2
6.	Morrison, Caitlin-Valpo	Jr	13	14	1.1
7.	Brockmeyer,Abby-SIU	Jr	12	12	1.0
8.	Franklin,Jasmine-MSU	So	12	11	0.9
	White, Nyjah-BRAD	Jr	12	11	0.9
10.	O'Connor, Abby-LUC	Jr	13	11	0.8
	Gunnels,Bre-UNI	Jr	13	11	0.8
12.	Nelson,Kristen-SIU	Sr	12	9	0.8
13.	Burich,Monica-DU	Sr	13	9	0.7
14.	Martin,Nicole-SIU	Sr	12	8	0.7
	Brackmann, Chelsea-BRAD	Sr	12	8	0.7

STEALS		CI	G	No.	Avg/G
1.	Weinman, Carie-Valpo	So	13	34	2.6
2.	Patrick,Brittney-SIU	Sr	12	29	2.4
3.	Nelson,Kristen-SIU	Sr	12	25	2.1
4.	Feit,Abby-UE	Fr	13	27	2.1
5.	Frederick, Shay-Valpo	So	13	23	1.8
	Wallace, Tiara-LUC	Sr	13	23	1.8
7.	Redmond, Juliunn-ILS	Jr	12	21	1.8
8.	Maggett, TeTe-ILS	Sr	12	20	1.7
9.	Stoller, Addison-Valpo	Jr	13	21	1.6
	Hittner,Becca-DU	Sr	13	21	1.6
11.	Silvey,Makenzie-SIU	Jr	12	19	1.6
	Bhinhar,Mya-MSU	So	12	19	1.6
	Mayo,CeCe-INS	Jr	12	19	1.6
14.	Williams,Del'Janae-INS	Fr	13	20	1.5
15.	Franklin,Jasmine-MSU	So	12	18	1.5

3-POINT FG MADE		CI	G	3FG	Avg/G
1.	Hittner,Becca-DU	Sr	13	33	2.5
	Hales, Grace-Valpo	Sr	13	33	2.5
3.	Petree, Lasha-BRAD	So	12	28	2.3
4.	Haack, Gabi-BRAD	Jr	12	26	2.2
5.	Kroeger,Nicole-UNI	Jr	13	27	2.1
6.	Crompton, Mary-ILS	Fr	12	23	1.9
7.	Maggett, TeTe-ILS	Sr	12	21	1.8
8.	Silvey,Makenzie-SIU	Jr	12	20	1.7
9.	Frederick, Shay-Valpo	So	13	21	1.6
	Rucker,Karli-UNI	Jr	13	21	1.6
11.	Gonzales, Janae-LUC	So	13	20	1.5
	Feit,Abby-UE	Fr	13	20	1.5
13.	Ruffridge,Elle-MSU	Jr	12	18	1.5
14.	O'Connor, Abby-LUC	Jr	13	19	1.5
	Williams,Del'Janae-INS	Fr	13	19	1.5

ASSIST/TURNOVER RATIO		CI	G	Ast.	T/O	Ratio
1.	Calip,Brice-MSU	Jr	12	57	20	2.9
2.	Monahan,Maddie-DU	Jr	13	70	34	2.1
3.	Rose,Brenni-DU	Sr	13	64	33	1.9
4.	Koenig, Tatum-BRAD	So	12	50	26	1.9
5.	Frederick, Shay-Valpo	So	13	64	36	1.8
6.	Wallace, Tiara-LUC	Sr	13	62	39	1.6
7.	Patrick,Brittney-SIU	Sr	12	42	28	1.5
	Nelson,Kristen-SIU	Sr	12	39	26	1.5
9.	Rucker,Karli-UNI	Jr	13	53	38	1.4
10.	White, Nyjah-BRAD	Jr	12	38	30	1.3
11.	Maggett, TeTe-ILS	Sr	12	44	38	1.2



INDIVIDUAL BASKETBALL STATISTICS
Through games of Feb 18, 2020 (Conference games only)



OFFENSIVE REBOUNDS	Cl	G	No.	Avg/G
1. Brockmeyer, Abby-SIU	Jr	12	35	2.9
2. Wallen, Lexi-ILS	Sr	12	33	2.8
Franklin, Jasmine-MSU	So	12	33	2.8
4. McChristine, Janyra-INS	Jr	13	31	2.4
5. Cavey, Kristina-UNI	Jr	13	25	1.9
6. Haack, Gabi-BRAD	Jr	12	22	1.8
Hipp, Abby-MSU	Jr	12	22	1.8
8. Redmond, Juliann-ILS	Jr	12	21	1.8
9. Rhine, Sara-DU	Sr	13	22	1.7
Burich, Monica-DU	Sr	13	22	1.7
Wooldridge, Allie-DU	So	13	22	1.7
O'Connor, Abby-LUC	Jr	13	22	1.7
13. Martin, Nicole-SIU	Sr	12	20	1.7
14. Mayo, CeCe-INS	Jr	12	19	1.6
15. Day, Allison-LUC	So	13	20	1.5
Wolf, Cynthia-UNI	So	13	20	1.5

DEFENSIVE REBOUNDS	Cl	G	No.	Avg/G
1. Feit, Abby-UE	Fr	13	96	7.4
2. Rhine, Sara-DU	Sr	13	89	6.8
3. O'Connor, Abby-LUC	Jr	13	87	6.7
4. Franklin, Jasmine-MSU	So	12	78	6.5
5. Brackmann, Chelsea-BRAD	Sr	12	75	6.3
6. Redmond, Juliann-ILS	Jr	12	71	5.9
7. Hittner, Becca-DU	Sr	13	75	5.8
8. Maggett, TeTe-ILS	Sr	12	59	4.9
9. Gunnels, Bre-UNI	Jr	13	61	4.7
10. McChristine, Janyra-INS	Jr	13	58	4.5
11. Wolf, Cynthia-UNI	So	13	57	4.4
12. Haack, Gabi-BRAD	Jr	12	52	4.3
13. White, Nyjah-BRAD	Jr	12	51	4.3
Talbot, Megan-ILS	Sr	12	51	4.3
15. Stoller, Addison-Valpo	Jr	13	54	4.2

MINUTES PLAYED	Cl	G	No.	Avg/G
1. Feit, Abby-UE	Fr	13	471	36.2
2. O'Connor, Abby-LUC	Jr	13	445	34.2
3. Maggett, TeTe-ILS	Sr	12	402	33.5
4. Haack, Gabi-BRAD	Jr	12	397	33.1
5. Koenig, Tatum-BRAD	So	12	390	32.5
6. Weinman, Carrie-Valpo	So	13	420	32.3
7. Rucker, Karli-UNI	Jr	13	419	32.2
8. Hales, Grace-Valpo	Sr	13	415	31.9
9. Silvey, Makenzie-SIU	Jr	12	379	31.6
10. Petree, Lasha-BRAD	So	12	377	31.4
11. Saylor, Paige-ILS	Jr	12	376	31.3
12. Crompton, Mary-ILS	Fr	12	374	31.2
Patrick, Brittney-SIU	Sr	12	374	31.2
14. Frederick, Shay-Valpo	So	13	403	31.0
15. Wallace, Tiara-LUC	Sr	13	399	30.7
16. Pitzer, Sommer-INS	Fr	13	397	30.5
17. Nelson, Kristen-SIU	Sr	12	354	29.5
18. Brackmann, Chelsea-BRAD	Sr	12	353	29.4
19. Williams, Del'Janae-INS	Fr	13	381	29.3
20. Wallen, Lexi-ILS	Sr	12	350	29.2
21. Redmond, Juliann-ILS	Jr	12	349	29.1
22. Rice, Ellie-LUC	Jr	13	378	29.1
23. Stoller, Addison-Valpo	Jr	13	377	29.0
24. Calip, Brice-MSU	Jr	12	347	28.9
25. Willard, Alexa-MSU	Sr	12	345	28.8
26. White, Nyjah-BRAD	Jr	12	332	27.7
27. Monahan, Maddie-DU	Jr	13	357	27.5
28. Bracy, Lola-UE		11	295	26.8
29. McChristine, Janyra-INS	Jr	13	341	26.2
30. Kroeger, Nicole-UNI	Jr	13	340	26.2



INDIVIDUAL BASKETBALL STATISTICS
Through games of Feb 18, 2020 (Conference games only)



TEAM IDENTIFICATION	Team ID
Bradley	BRAD
Drake	DU
Evansville	UE
Illinois State	ILS
Indiana State	INS
Loyola Chicago	LUC
Missouri State	MSU
Northern Iowa	UNI
Southern Illinois	SIU
Valparaiso	VALPO



Conference Team Highs
Through games of Feb 18, 2020 (All games)



TEAM HIGHS (highest totals made by)

Points	111	Missouri State vs William Jewell (12-31-19)
	108	Drake vs Evansville (01-19-20)
	105	Drake vs Indiana State (01-17-20)
	104	Drake vs Northern Iowa (01-03-20)
	103	Southern Illinois at SIUE (11-08-19)
	103	Drake vs Waldorf (12-05-19)
Margin	85 (103-18)	Drake vs Waldorf (12-05-19)
	72 (111-39)	Missouri State vs William Jewell (12-31-19)
	64 (108-44)	Drake vs Evansville (01-19-20)
	62 (101-39)	Bradley vs Eureka (11-16-19)
	46 (95-49)	Valparaiso vs Chicago State (12-28-19)
Field goals made	41	Bradley vs Eureka (11-16-19)
	41	Drake vs Waldorf (12-05-19)
	41	Missouri State vs William Jewell (12-31-19)
	37	Drake at South Dakota (11-13-19)
	37	Missouri State at Oklahoma (11-14-19)
	37	Loyola Chicago at Chicago State (11-19-19)
	37	Drake vs Northern Iowa (01-03-20)
Field goal attempts	82	Evansville vs Brescia (11-05-19)
	77	Drake at South Dakota (11-13-19)
	75	Bradley vs Eureka (11-16-19)
	73	Illinois State vs Truman State (11-05-19)
	73	Drake vs Waldorf (12-05-19)
	73	Loyola Chicago at Illinois State (02-14-20)
Field goal percentage	.639 (23-36)	Evansville at Austin Peay (11-21-19)
	.635 (33-52)	Drake vs Southern Illinois (02-07-20)
	.621 (41-66)	Missouri State vs William Jewell (12-31-19)
	.600 (33-55)	Drake vs Valparaiso (01-31-20)
	.600 (27-45)	Drake at Southern Illinois (01-12-20)
3-Pt FG made	16	Drake vs Evansville (01-19-20)
	15	Drake vs Iowa State (11-10-19)
	15	Northern Iowa at Missouri (11-13-19)
	15	Drake vs Southern Illinois (02-07-20)
	14	Bradley vs Eureka (11-16-19)
	14	Northern Iowa at Drake (01-03-20)
	14	Valparaiso vs Missouri State (01-05-20)
	14	Valparaiso at Evansville (01-12-20)
	14	Valparaiso vs Evansville (02-06-20)
3-Pt FG attempts	42	Northern Iowa at Missouri (11-13-19)
	40	Evansville vs Brescia (11-05-19)
	38	Northern Iowa at Evansville (02-15-20)
	37	Northern Iowa vs Evansville (01-17-20)
	37	Drake vs Evansville (01-19-20)
3-Pt percentage	.700 (7-10)	Evansville at Austin Peay (11-21-19)
	.636 (14-22)	Valparaiso vs Missouri State (01-05-20)
	.600 (15-25)	Drake vs Southern Illinois (02-07-20)
	.588 (10-17)	Northern Iowa vs North Dakota State (11-06-19)
	.579 (11-19)	Illinois State vs Jackson State (12-19-19)
Free throws made	38	Drake vs Indiana State (01-17-20)
	29	Bradley vs Miami (OH) (11-23-19)
	29	Northern Iowa vs Southern Illinois (02-09-20)
	28	Missouri State at Valparaiso (01-05-20)
	28	Illinois State vs Valparaiso (02-16-20)
Free throw attempts	47	Drake vs Indiana State (01-17-20)
	38	Bradley vs Miami (OH) (11-23-19)

	36	Missouri State at Valparaiso (01-05-20)
	34	Illinois State vs Valparaiso (02-16-20)
	33	Indiana State vs SEMO (12-21-19)
	33	Illinois State vs Indiana State (01-03-20)
	33	Northern Iowa vs Southern Illinois (02-09-20)
Free throw percentage	1.000 (17-17)	Missouri State at Minnesota (11-05-19)
	1.000 (15-15)	Missouri State vs Illinois State (02-02-20)
	1.000 (12-12)	Valparaiso at Northern Iowa (02-02-20)
	1.000 (11-11)	Drake vs Waldorf (12-05-19)
	.944 (17-18)	Northern Iowa at Iowa State (12-22-19)
	.944 (17-18)	Valparaiso vs Indiana State (02-08-20)
Rebounds	63	Bradley vs Eureka (11-16-19)
	59	Bradley at Western Illinois (11-20-19)
	57	Drake at Northern Illinois (12-29-19)
	57	Drake at Evansville (02-13-20)
	56	Loyola Chicago at Detroit Mercy (11-05-19)
	56	Loyola Chicago at Kansas City (11-22-19)
	56	Missouri State vs William Jewell (12-31-19)
Assists	33	Drake vs Waldorf (12-05-19)
	32	Bradley vs Eureka (11-16-19)
	31	Loyola Chicago at Chicago State (11-19-19)
	31	Drake vs Valparaiso (01-31-20)
	29	Drake at Indiana State (02-15-20)
Steals	25	Drake vs Waldorf (12-05-19)
	21	Valparaiso at Evansville (01-12-20)
	19	Southern Illinois at Drake (02-07-20)
	18	Valparaiso vs UIC (12-15-19)
	16	Evansville vs Brescia (11-05-19)
	16	Southern Illinois vs Drake (01-12-20)
	16	Southern Illinois vs Bradley (02-02-20)
	16	Indiana State at Loyola Chicago (02-06-20)
Blocked shots	15	Missouri State vs William Jewell (12-31-19)
	12	Drake vs Waldorf (12-05-19)
	10	Indiana State vs Northern Kentucky (12-16-19)
	9	Indiana State at UIC (11-19-19)
	9	Northern Iowa at Omaha (12-10-19)
	9	Valparaiso vs Chicago State (12-28-19)
	9	Bradley vs Evansville (01-03-20)
	9	Southern Illinois vs Northern Iowa (01-10-20)
	9	Drake vs Indiana State (01-17-20)
	9	Valparaiso at Northern Iowa (02-02-20)
Turnovers	33	Evansville at Austin Peay (11-21-19)
	31	Evansville vs Eastern Illinois (11-19-19)
	31	Indiana State at Valparaiso (02-08-20)
	28	Loyola Chicago vs DePaul (12-20-19)
	27	Northern Iowa at Wichita State (11-09-19)
	27	Drake at Southern Illinois (01-12-20)
	27	Evansville vs Valparaiso (01-12-20)
Fouls	35	Indiana State at Western Illinois (11-14-19)
	33	Indiana State at Kansas (11-07-19)
	33	Indiana State at Drake (01-17-20)
	32	Evansville at SEMO (11-10-19)
	31	Drake at South Dakota (11-13-19)
	31	Valparaiso vs Bowling Green (11-24-19)



Conference Individual Highs Through games of Feb 18, 2020 (All games)



INDIVIDUAL PLAYER GAME HIGHS

Points	37	Hittner,Becca (Drake) vs Northern Iowa (01-03-20)
	36	Petree, Lasha (Bradley) vs Indiana State (01-05-20)
	35	Wallen, Lexi (Illinois State) vs Loyola Chicago (02-14-20)
	33	Maggett, TeTe (Illinois State) vs Western Illinois (12-04-19)
	31	Hittner,Becca (Drake) vs Southern Illinois (02-07-20)
	31	Rhine,Sara (Drake) vs Missouri State (02-09-20)
Field goals made	13	Feit,Abby (Evansville) vs Brescia (11-05-19)
	13	Petree, Lasha (Bradley) vs Indiana State (01-05-20)
	13	Rhine,Sara (Drake) vs Missouri State (02-09-20)
	12	Willard,Alexa (Missouri State) vs Texas A&M-CC (11-08-19)
	12	Willard,Alexa (Missouri State) at Oklahoma (11-14-19)
	12	Maggett, TeTe (Illinois State) vs Western Illinois (12-04-19)
Field goal attempts	23	Feit,Abby (Evansville) vs Brescia (11-05-19)
	22	Maggett, TeTe (Illinois State) vs Truman State (11-05-19)
	22	Petree, Lasha (Bradley) vs George Mason (11-29-19)
	21	Willard,Alexa (Missouri State) at Oklahoma (11-14-19)
	21	Silvey,Makenzie (Southern Illinois) vs Memphis (11-20-19)
	21	Maggett, TeTe (Illinois State) vs Western Illinois (12-04-19)
	21	Petree, Lasha (Bradley) vs North Dakota State (12-05-19)
Field goal percentage	1.000 (8-8)	Rhine,Sara (Drake) vs Northern Iowa (01-03-20)
	.917 (11-12)	Franklin,Jasmine (Missouri State) vs Kansas City (12-01-19)
	.900 (9-10)	Brackmann, Chelsea (Bradley) vs Valparaiso (02-14-20)
	.889 (8-9)	Rhine,Sara (Drake) vs Southern Illinois (02-07-20)
	.833 (10-12)	McChristine,Jamyra (Indiana State) vs Drake (02-15-20)
3-Pt FG made	9	Gonzales, Janae (Loyola Chicago) at Detroit Mercy (11-05-19)
	7	Gonzales, Janae (Loyola Chicago) at Eastern Illinois (11-13-19)
	7	Hittner,Becca (Drake) vs Southern Illinois (02-07-20)
	6	Ruffridge,Elle (Missouri State) vs Texas A&M-CC (11-08-19)
	6	Silvey,Makenzie (Southern Illinois) at SIUE (11-08-19)
	6	Rucker,Karli (Northern Iowa) at Missouri (11-13-19)
	6	Weinman, Carie (Valparaiso) at Toledo (11-27-19)
	6	Petree, Lasha (Bradley) vs North Dakota State (12-05-19)
	6	Rucker,Karli (Northern Iowa) vs Evansville (01-17-20)
	6	Crompton, Mary (Illinois State) at Missouri State (02-02-20)
	6	Hales, Grace (Valparaiso) vs Evansville (02-06-20)
3-Pt FG attempts	15	Petree, Lasha (Bradley) vs George Mason (11-29-19)
	14	Petree, Lasha (Bradley) vs North Dakota State (12-05-19)
	13	Gonzales, Janae (Loyola Chicago) at Detroit Mercy (11-05-19)
	12	Haack, Gabi (Bradley) at Michigan (11-10-19)
	12	Gonzales, Janae (Loyola Chicago) at Eastern Illinois (11-13-19)
	12	Griffin,A'Niah (Evansville) at SIUE (11-13-19)
	12	Williams,Del'Janae (Indiana State) at UIC (11-19-19)
	12	Haack, Gabi (Bradley) vs Jackson State (12-10-19)
	12	Kroeger,Nicole (Northern Iowa) at Evansville (02-15-20)
3-Pt percentage	.692 (9-13)	Gonzales, Janae (Loyola Chicago) at Detroit Mercy (11-05-19)
Free throws made	18	Hittner,Becca (Drake) vs Northern Iowa (01-03-20)
	13	Frederick, Shay (Valparaiso) vs Bowling Green (11-24-19)
	13	Maahs,Megan (Northern Iowa) vs Southern Illinois (02-09-20)
	13	Wallen, Lexi (Illinois State) vs Loyola Chicago (02-14-20)
	12	Hittner,Becca (Drake) at Missouri State (01-10-20)
Free throw attempts	18	Hittner,Becca (Drake) vs Northern Iowa (01-03-20)
	15	Rice, Ellie (Loyola Chicago) at Portland (12-01-19)
	15	Hittner,Becca (Drake) at Bradley (01-26-20)
	14	Frederick, Shay (Valparaiso) vs Bowling Green (11-24-19)
	14	Calip,Brice (Missouri State) at Valparaiso (01-05-20)

	14	Maahs,Megan (Northern Iowa) vs Southern Illinois (02-09-20)
	14	Wallen, Lexi (Illinois State) vs Loyola Chicago (02-14-20)
Free throw percentage	1.000 (18-18)	Hittner,Becca (Drake) vs Northern Iowa (01-03-20)
	1.000 (10-10)	Cavey,Kristina (Northern Iowa) at Iowa State (12-22-19)
	1.000 (9-9)	Redmond, Juliunn (Illinois State) vs Valparaiso (02-16-20)
	1.000 (8-8)	Bhinhar,Mya (Missouri State) at Oklahoma (11-14-19)
	1.000 (8-8)	Hittner,Becca (Drake) vs Western Illinois (11-24-19)
	1.000 (8-8)	Hittner,Becca (Drake) at Southern Illinois (01-12-20)
	1.000 (8-8)	Haack, Gabi (Bradley) vs Drake (01-26-20)
	1.000 (8-8)	Hittner,Becca (Drake) vs Southern Illinois (02-07-20)
Rebounds	18	Feit,Abby (Evansville) vs Brescia (11-05-19)
	18	Brackmann, Chelsea (Bradley) vs Miami (OH) (11-23-19)
	14	O'Connor, Abby (Loyola Chicago) at Detroit Mercy (11-05-19)
	14	McChristine,Jamyra (Indiana State) at Murray State (12-07-19)
	14	Feit,Abby (Evansville) at Illinois State (01-05-20)
	14	Brackmann, Chelsea (Bradley) vs Northern Iowa (01-24-20)
	14	Franklin,Jasmine (Missouri State) vs Southern Illinois (02-15-20)
	14	Redmond, Juliunn (Illinois State) vs Valparaiso (02-16-20)
Assists	11	Rose,Brenni (Drake) vs Valparaiso (01-31-20)
	10	Rose,Brenni (Drake) at South Dakota (11-13-19)
	10	Verano, Violeta (Bradley) vs Eureka (11-16-19)
	9	Rose,Brenni (Drake) vs South Dakota St. (11-08-19)
	9	Maggett, TeTe (Illinois State) vs UT-Martin (11-30-19)
	9	Wallace, Tiara (Loyola Chicago) vs DePaul (12-20-19)
	9	Rose,Brenni (Drake) vs Indiana State (01-17-20)
	9	Wallace, Tiara (Loyola Chicago) at Illinois State (02-14-20)
Steals	7	Williams,Del'Janae (Indiana State) at UIC (11-19-19)
	7	Wallace,Makayla (Evansville) vs Murray State (12-03-19)
	6	Weinman, Carie (Valparaiso) at Evansville (01-12-20)
	6	Frederick, Shay (Valparaiso) at Evansville (01-12-20)
	6	Patrick,Brittney (Southern Illinois) vs Bradley (02-02-20)
Blocked shots	6	Echi,LeAndra (Indiana State) at UIC (11-19-19)
	6	Mertz,Mya (Drake) vs Waldorf (12-05-19)
	6	Morrison, Caitlin (Valparaiso) vs Chicago State (12-28-19)
	6	Petree, Lasha (Bradley) vs Illinois State (01-10-20)
	6	Rhine,Sara (Drake) vs Indiana State (01-17-20)
	6	Morrison, Caitlin (Valparaiso) at Northern Iowa (02-02-20)
Turnovers	9	Lola Bracy (Evansville) at Northern Iowa (01-17-20)
	8	Petree, Lasha (Bradley) vs Eureka (11-16-19)
	8	Maggett, TeTe (Illinois State) at Illinois (11-16-19)
	8	Bhinhar,Mya (Missouri State) at Gonzaga (12-20-19)
	8	Bracy, Lola (Evansville) at Bradley (01-03-20)
	8	Stoller, Addison (Valparaiso) vs Illinois State (01-17-20)
	8	Feit,Abby (Evansville) at Drake (01-19-20)