



2019-20 Standings -- As of Mon., Feb. 10

	MISSOURI VALLEY				OVERALL				
	Record	Pct.	PF	PA	Record	Pct.	PF	PA	RPI
#17/24 Missouri State	10-1	.909	78.3	65.5	20-3	.870	77.9	65.1	4
Bradley	8-2	.800	69.4	63.4	17-4	.810	70.9	61.7	43
Drake	8-3	.727	85.7	68.8	16-7	.696	82.8	68.9	29
Loyola Chicago	6-5	.545	61.5	61.5	15-7	.682	68.3	62.1	136
Northern Iowa	6-5	.545	67.2	65.6	14-8	.636	69.0	63.3	46
Illinois State	5-5	.500	69.1	66.5	13-8	.619	69.3	63.0	78
Southern Illinois	5-6	.455	65.1	62.6	13-9	.591	70.7	64.0	85
Valparaiso	5-6	.455	67.1	67.6	13-9	.591	67.1	64.9	184
Indiana State	1-10	.091	57.9	74.8	3-20	.130	59.7	70.9	283
Evansville	0-11	.000	55.5	79.5	3-19	.136	59.2	74.4	327

•• MVC Home: 33-21 •• Non-Conference: 73-40 • Home: 39-9 • Away: 28-25 • Neutral: 6-6 • Top-25: 1-4 ••

Recent Results/ Upcoming Schedule

Thursday, February 6

Evansville at Valparaiso VALPO, 72-54*
Indiana State at Loyola LUC, 65-55*

Friday, February 7

Southern Illinois at Drake DU, 91-76*
#19 Missouri State at UNI MSU, 66-55*
Bradley at Illinois State BRAD, 66-62*

Saturday, February 8

Indiana State at Valparaiso VALPO, 61-45*
Evansville at Loyola LUC, 77-47*

Sunday, February 9

#19 Missouri State at Drake MSU, 89-83*
Southern Illinois at UNI UNI, 71-66 (OT)*

Thursday, February 13

Drake at Evansville (ESPN3) 6 PM*
UNI at Indiana State (ESPN+) 6 PM*

Friday, February 14

Loyola at Illinois State (ESPN+) 7 PM*
Valparaiso at Bradley (ESPN+) 7 PM*

Saturday, February 15

Drake at Indiana State (ESPN+) 1 PM*
UNI at Evansville (ESPN3) 1 PM*
So. Illinois at #17 Missouri State (ESPN3) 3 PM*

Sunday, February 16

Loyola at Bradley (ESPN3) 2 PM*
Valparaiso at Illinois State (ESPN+) 2 PM*

ALL TIMES CENTRAL
* MVC Contest



MVC Player of the Week

Becca Hittner, Sr., G, Drake

Senior Becca Hittner posted impressive numbers this past weekend in helping Drake split pair of home games. Hittner averaged 27.0 points, 8.5 rebounds, 4.0 assists and 1.0 block per game while shooting blistering 58.3 percent (14-of-24), 69.2 percent (9-of-13) from beyond the arc and made 17-of-18 (94.4 percent) at the free throw line. In the win over Southern Illinois, she poured in a game-high 31 points, including making a career-high seven three pointers and just missed a

double-double with nine rebounds to go with five assists. Hittner followed in the loss to No. 24/19 Missouri State with 23 points, eight rebounds and three assists. Her nine three-pointers on the weekend helped her move all the way to No. 2 all-time in school history with 241 career threes.

Other Notable Performances: Lasha Petree (BRAD); Tiara Wallace (LUC); Brice Calip (MSU); Megan Maahs (UNI); Makenzie Silvey (SIU); Grace Hales (VALPO)



MVC Newcomer of the Week

Juliunn Redmond, Jr., G, Illinois State

Junior Juliunn Redmond collected her second double-double of the season in Illinois State's lone game versus Bradley over the weekend, posting a team-high 18 points while also matching her career-high of 11 rebounds and adding two assists and two steals. Redmond is averaging 13.2 points per game in MVC play and has scored in double figures in eight of the last nine games.

Other Notable Performances: Abby Feit (UE); Jamyra McChristine (INS); Jala Johnson (LUC); Carrie Weinman (VALPO)

NOTEWORTHY

In addition to the league's Player and Newcomer of the Week selections, several conference players had notable performances, including:

Lasha Petree (BRAD) - Petree broke out of an offensive slump in a big way, knocking down four three-pointers and finishing with a game-high 22 points to go with four rebounds, three blocks and one steal in a 66-62 victory at I-74 rival Illinois State. Bradley completed the regular-season series sweep of the Redbirds with their third consecutive road victory in the series. Collecting a combined of eight field goals in the four previous games, Petree hit two of her four three-pointers on the night in the second quarter to help Bradley build a 34-25 halftime lead. She finished 8-of-17 from the field as the Braves took over sole possession of second place in the standings by the end of the weekend. Petree moved into a tie for 10th in career three-pointers at Bradley, knocking down the 110th of her career.

Tiara Wallace (LUC) - Loyola senior guard Tiara Wallace turned in a pair of impressive efforts as the Ramblers picked up two wins last week, averaging a team-best 19.5 points, 9.5 rebounds, and 6.0 assists. Following a 13-point (3-6 FGs, 1-2 3FGs, 6-7 FTs), seven-rebound, six-assist effort in Thursday's 65-55 win over Indiana State, Wallace turned in one of the most complete performances by a Rambler in recent memory as part of Saturday's 77-47 victory against Evansville, scoring a career-high 26 points (10-13 FGs, 1-2 3FGs, 5-5 FTs) in addition to a career-best 13 rebounds, six assists, and three steals. Wallace's scoring output from Saturday is the second highest by a Rambler in a game this season, ranking behind only Janae Gonzales' 29-point showing against Detroit Mercy back on Nov. 5, 2019.

Brice Calip (MSU) - Brice Calip averaged 18 points on 58 percent shooting and dished out 12 total assists without a turnover to lead the Lady Bears to wins at UNI and Drake. Calip had a career-high 23 points Sunday at Drake and eight assists without a turnover for the second time in three games after that feat had not been accomplished at MSU since 2010. Friday at UNI, the junior tallied 13 points, four assists and two steals, and has now handed out 24 assists since her last turnover to raise her ratio to an MVC-leading 2.43, which ranks 19th nationally. Calip shot 11-for-19 from the floor, 2-for-5 from 3-point range and 12-for-15 at the foul line.

Megan Maahs (UNI) - Megan Maahs scored a career-high 22 points and added 12 rebounds and a pair of blocks to lead UNI to an overtime win over Southern Illinois. She tallied her first double-double since Nov. 20, 2018. She missed most of last season with an injury and again went down in the first game of conference play. She scored eight points in overtime and went 13-14 from the free-throw line in the win. Friday, she had five points, four rebounds and a block in UNI's loss to Missouri State.

Makenzie Silvey (SIU) - Makenzie Silvey averaged 16.5 points on 50-percent shooting to go along with 3.5 assists and 3.5 steals per game in SIU's two road contests this past weekend. The Glen Carbon, Ill. native tallied 17 points, five assists and a season-high five steals against the Drake Bulldogs on Friday and followed with 16 points and two steals against the UNI Panthers on Saturday. The junior guard has scored in double figures in 20 of SIU's 22 games this season.

Grace Hales (VALPO) - Hales led all players in scoring in both of Valpo's victories last weekend. The senior kicked off the weekend by connecting on a career-best six 3-pointers in the win over Evansville, going 6-of-9 from deep, and finishing with a game-high 20 points. She then tallied 14 points to pace all players in the win over Indiana State as well. The senior went 8-for-14 from 3-point range last weekend and is hitting at a 52.8% clip from downtown within Valley play, while she also went a perfect 8-of-8 from the free throw line to push her season FT percentage to 93.1%.

Abby Feit (UE) - On the road for a pair of Valley matchups, freshman Abby Feit nearly recorded two double-doubles in two strong performances. Against Valparaiso on Thursday, Feit scored eight points, while recording a game-high 10 rebounds. Facing Loyola on Saturday, Feit came just one point and one rebound away from a double-double, tallying nine points and nine boards.

Jamyra McChristine (INS) - Jamyra McChristine was the leader on the floor for Indiana State over the weekend, averaging 10.5 points and five rebounds against Loyola and Valparaiso. On Friday against the Ramblers the junior recorded nine points while pulling down seven rebounds and she then led the Trees in scoring against Valparaiso on Saturday, ending with 12 points and three rebounds. McChristine is ninth in the Valley with 6.2 rebounds per game.

Jala Johnson (LUC) - Loyola freshman guard Jala Johnson averaged 7.5 points, 2.5 rebounds, and 1.5 assists in the Ramblers' two victories last week. In Thursday's 65-55 win over Indiana State, Johnson, making her second start in as many contests, finished with seven points (3-7 FGs, 1-2 FTs), four rebounds, and two assists, as Loyola snapped a three-game skid. The Toledo, Ohio native was again in the starting five in Saturday's matchup with Evansville, adding eight points (3-8 FGs, 2-2 FTs), a rebound, and an assist in a dominant 77-47 triumph.

Carie Weinman (VALPO) - Weinman averaged 9.5 points per game last week in a pair of Valpo wins and extended her MVC-leading steal total to 45. She opened the week with 15 points and three steals in Valpo's win over Evansville, and then tied for game-high honors with four steals in the win over Indiana State while also posting four assists. The only player in the MVC averaging better than two steals per game overall, Weinman has pushed her average to 2.7 steals/game within Valley play.

PLAYERS OF THE WEEK

DATE	PLAYER	SCHOOL
N11	Sara Rhine	Drake
N18	Alexa Willard	Missouri State
N25	Gabi Haackse	Bradley
D2	Jasmine Franklin	Missouri State
D9	Lasha Petree	Bradley
D16	Jasmine Franklin	Missouri State
D23	Lexi Wallen	Illinois State
J6	Lasha Petree	Bradley
J13	Lasha Petree	Bradley
J20	Gabi Haack	Bradley
J27	Gabi Haack	Bradley
F3	Brice Calip	Missouri State
F10	Becca Hittner	Drake
F17		
F24		
M2		
M9		

NEWCOMERS OF THE WEEK

DATE	PLAYER	SCHOOL
N11	Abby Feit	Evansville
N18	Kristina Cavey	UNI
N25	Sam Galanopoulos	Loyola Chicago
D2	Carie Weinman	Valparaiso
D9	Jamyra McChristine	Indiana State
D16	Lola Bracy	Evansville
D23	Kristina Cavey	UNI
J6	Mary Crompton	Illinois State
J13	Carie Weinman	Valparaiso
J20	Gabby Walker	Southern Illinois
J27	Julynn Redmond	Illinois State
F3	Julynn Redmond	Illinois State
F10	Julynn Redmond	Illinois State
F17		
F24		
M2		
M9		

MVC Players and Newcomers of the Week are selected each week during the women's basketball season. The players are announced on Monday afternoon and appear in a weekly press release. Nominees are provided by each school's sports information contact and voted on by a panel appointed by the league office.

Best MVC Records

Since the Gateway became the Missouri Valley Conference in the 1992-93 season, two league teams have gone through MVC play unscathed (Drake in 2016-17 and 2017-18). Four teams (Drake in 2018-19, Wichita State in 2014-15, UNI in 2010-11 and Drake in 1997-98) finished Valley play at 17-1, while another four teams had their best conference finish at 16-2. Missouri State accomplished this feat four times (1995-96, 2000-01, 2003-04 and 2018-19), while Illinois State (2009-10), Indiana State (2005-06) and Southern Illinois (2006-07) also completed a Valley season at 16-2.

Record	Team	Year	MVC Finish	MVC Outcome
18-0	DU	2017-18	1st	Champs
18-0	DU	2016-17	1st	Champs
17-1	DU	2018-19	1st	Runner-Up
	DU	1997-98	1st	Champs
17-1	WSU	2014-15	1st	Champs
17-1	UNI	2010-11	1st	Champs
16-2	ILS	2009-10	1st	Runner-Up
16-2	MSU	1995-96	1st	Champs
	MSU	2000-01	T-1st	Champs
	MSU	2003-04	1st	Champs
	MSU	2018-19	2nd	Champs
16-2	SIU	2006-07	1st	Quarters
16-2	INS	2005-06	1st	Runner-Up

Lucky 13

The Valley currently has eight teams at 13 wins or more on the season. The Valley joins the Big Ten, SEC and ACC as the only conferences with 8 or more teams sitting with 13 or more wins.

Teams with 13 Wins (Feb. 10)

10 - Big Ten, SEC
8 - ACC, Missouri Valley
7 - Big 12, Big East, Conference USA

The last time The Valley had 8 teams reach at least 14 wins on the season was the 2011-12 season when the MVC sent seven teams to the postseason (1 NCAA, 4 WNIT, 2 WBI).

Impressive Resume

Missouri State enters the week as one of only six teams with 7 or more Top 50 RPI wins this season. The Lady Bears join #1 South Carolina, #2 Baylor, #3 Oregon, #10 Maryland and #17 Iowa on the list.

The Lady Bears are 7-2 (78%) vs. the RPI Top 50 and join South Carolina, Baylor, Iowa and Oregon as the only teams with at least 7 Top 50 wins and a win percentage of 70%+ vs. the Top 50.

Most Top 50 RPI Wins (Feb. 11)

11 - South Carolina
9 - Maryland
8 - Baylor, Iowa, Oregon
7 - Missouri State

Elite Company

Illinois State's Tele Maggett enters the week averaging 16.1 points, 6.1 rebounds and 4.1 assists per game. Maggett is one of eight players in the nation averaging 16 points, six rebounds and four assists per game. Also joining her on that list is DJ Williams (Coastal Carolina), Haley Gorecki (Duke), Ciara Duffy (South Dakota), Sabrina Ionescu (Oregon), Haylee Andrews (Portland), Rachel Thompson (Colgate) and Erica Johnson (Ohio).

Since 1992-93, only two Valley players have ended a season averaging 16.0 ppg, 6.0 rpg and 4.0 apg. Missouri State's Jenni Lingor did during the 2005 season (won Jackie Stiles Player of the Year) and MSU's Casey Garrison did during the 2010 season (won Jackie Stiles Player of the Year).

Player	Year	PPG	RPG	APG
Jenni Lingor, MSU	04-05	20.0	6.3	4.5
Casey Garrison, MSU	09-10	19.9	7.3	5.1

What's the Difference?

Over the past 20 seasons (since 1999-2000), 12 MVC teams have registered a scoring margin of +12 or better for a season. Currently, two Valley teams have a scoring margin over 12 points. Drake leads with a +13.9 margin, followed by Missouri State (+12.8). Last year Drake finished with a +13.9 ppg margin. This would be the fifth-straight season with a scoring margin of +12 for the Bulldogs.

Team	Year	PPG	PPG Allowed	Margin
MSU	2003-04	77.7	58.5	+19.2
Drake	2016-17	82.2	64.4	+17.8
MSU	2000-01	82.8	66.5	+16.3
Drake	2017-18	82.4	67.4	+15.0
UNI	2010-11	69.7	54.8	+14.8
UE	1999-00	73.6	59.4	+14.2
Drake	2019-20	82.8	68.9	+13.9
Drake	2018-19	80.5	66.6	+13.9
WSU	2013-14	71.1	57.3	+13.8
INS	2002-03	80.0	66.9	+13.1
MSU	2019-20	77.9	65.1	+12.8
WSU	2014-15	64.4	51.8	+12.7
ILS	2007-08	76.9	64.3	+12.6
Drake	2015-16	79.6	67.3	+12.3

Home Sweet Home

Two MVC teams continue to remain unbeaten at home entering the week: Bradley (9-0) and Missouri State (10-0) are still perfect.

Bradley is riding a school record 15-game streak which ranks 7th nationally.

Collectively, the league has won 61.1 percent of the time at home during league play this year (after winning 81.3 percent of its home games in non-league play). Notably, the top six teams in the league standings have combined for a full-season 55-8 record at home.

Best MVC Home Records (Since 2007-08)

1.	2007-08	61-29 (.678)
2.	2009-10	58-32 (.644)
3.	2010-11	57-33 (.633)
4.	2011-12	56-34 (.622)
5.	2012-13	53-37 (.589)

Historic Conference RPI

The Valley ranks seventh nationally in the NCAA's conference RPI report (Feb. 10). The Valley sits behind the Pac-12, Big Ten, Big 12, SEC, ACC and Big East entering this week.

The Valley record for RPI in a season is 8th (2011).

Conference RPI

1.	Pac-12
2.	Big Ten
3.	Big 12
4.	SEC
5.	ACC
6.	Big East
7.	Missouri Valley
8.	Ivy League
9.	American
10.	MAC

RPI Update

The latest installment of the NCAA RPI Report (Feb. 11) has six Valley teams that rank in the top-100, including four in the top 50. Missouri State sits No. 4 in the RPI, Drake comes in at No. 29, Bradley No. 43 and UNI No. 46. Illinois State (78) and Southern Illinois (85) also appear in the Top 100.

The Valley joins the Power Five leagues and the Big East as the only leagues to have six or more Top 100 teams.

First Year Success

Missouri State first-year head coach Amaka Agugua-Hamilton has moved into a tie for fourth place on The Valley coaching list for most wins in a first year. Coach Mox's 20 wins is tied for fourth with Creighton's Connie Yori during the 1992-93 season.

Creighton's Jim Flanery (2002-03) and Drake's Lisa Stone (2000-01) each won a share of the regular season MVC title during their first year at the helm.

MOST COACHING WINS, 1ST-YEAR COACHES

Name, School (Years)	League	Overall
Jim Flanery, Creighton (2002-03)	13-5	24-9
Stephanie Glance, Illinois State (2010-11)	12-6	24-11
Lisa Stone, Drake (2000-01)	16-2	23-7
Connie Yori, Creighton (1992-93)	12-4	20-8
Amaka Agugua-Hamilton, MSU (2019-20)	10-1	20-3

Top Freshman

Abby Feit of Evansville is the league's top scoring and top rebounding freshman, as she is averaging 13.9 points and 8.5 rebounds per game.

The last player to lead the MVC as the highest scoring and rebounding freshman was Sara Rhine of Drake in 2015-16 (13.3 ppg, 7.0 rpg)

Below is a look at freshman in MVC women's basketball reaching 400 points, dating back to the 1993-94 season. Feit sits at 306 points entering this week.

Name, School (Freshman Season)	Points
Jackie Stiles, Missouri State (1997-98)	618
Sara Dickey, Evansville (2013-14)	546
Lizzy Wendell, Drake (2013-14)	536
Cartaasha Macklin, Southern Illinois (2011-12)	495
Casey Garrison, Missouri State (2008-09)	476
Karl Koch, Missouri State (2002-03)	476
Sara Rhine, Drake (2015-16)	440
Carla Bennett, Drake (1999-00)	430
Maddy Dean, Drake (2014-15)	423
Kourtney Mennen, Indiana State (1999-00)	418
Jacqui Kalin, UNI (2007-08)	413
Tammi Blackstone, Drake (1996-97)	400

1,000 Point Club

The Valley now has nine active players in the 1,000 point club. Bradley's Chelsea Brackmann became the 20th player in program history to score 1,000 career points, scoring 12 points in Friday's win at Illinois State.

Sara Rhine sits fourth on the NCAA career scoring chart, while Hittner sits seventh. Rhine and Hittner are the second highest teammate career scoring tandem in the country behind Oregon's Sabrina Ionescu and Ruthy Hebard.

Current MVC Players in 1,000 Point Club

2,063 - Sara Rhine, Drake
1,991 - Becca Hittner, Drake
1,421 - Alexa Willard, Missouri State
1,313 - Nicole Martin, Southern Illinois
1,116 - Makenzie Silvey, Southern Illinois
1,064 - Gabi Haack, Bradley
1,060 - Abby O'Connor, Loyola Chicago
1,049 - Grace Hales, Valparaiso
1,006 - Chelsea Brackmann, Bradley

Climbing Valley Charts

Drake seniors Sara Rhine and Becca Hittner are climbing their way up the Missouri Valley Conference career scoring list. Rhine has scored 2,063 career points entering this weekend and currently sits 8th on the MVC list. Hittner currently ranks 11th with 1,991 points. Rhine and Hittner are looking to become the first set of teammates in The Valley's 113-year history (men or women) to eclipse 2,000 career points in the same season.

Career Points (MVC History)

1.	3,393 - Jackie Stiles, Missouri State	1998-01
2.	2,636 - Wanda Ford, Drake	1982-86
3.	2,551 - Lizzy Wendell, Drake	2014-17
4.	2,271 - Casey Garrison, Missouri State	2008-12
5.	2,139 - Kristi Cirone, Illinois State	2005-09
6.	2,099 - Sara Dickey, Evansville	2014-17
7.	2,073 - Kari Koch, Missouri State	2003-06
8.	2,063 - Sara Rhine, Drake.....	2015-pres.
9.	2,054 - Jacqui Kalin, UNI	2012-13
10.	1,996 - Jan Jensen, Drake	1987-91
11.	1,991 - Becca Hittner, Drake.....	2016-pres.

Drake senior Sara Rhine is also climbing her way up the Missouri Valley Conference career field goal list. Rhine has made 786 career field goals (ranks 4th nationally) entering this weekend and currently sits 7th on the MVC list.

Career Field Goals Made (MVC History)

1.	1,160 - Jackie Stiles, Missouri State	1998-01
2.	1,132 - Wanda Ford, Drake	1982-86
3.	933 - Lizzy Wendell, Drake	2014-17
4.	840 - Jan Jensen, Drake	1987-91
5.	792 - Casey Garrison, Missouri State	2008-12
6.	790 - Carla Bennett, Drake	1999-03
7.	786 - Sara Rhine, Drake.....	2015-pres.

Drake seniors Sara Rhine and Becca Hittner are climbing their way up the Missouri Valley Conference career free throw list. Hittner has made 462 career free throws entering this weekend and currently sits 11th on the MVC list. Rhine currently ranks 15th with 433.

Career Free Throws Made (MVC History)

1.	852 - Jackie Stiles, Missouri State.....	1998-01
2.	582 - Carrie Welle, Creighton.....	1995-98
3.	576 - Melanie Boeglin, Indiana State.....	2002-06
4.	558 - Casey Garrison, Missouri State.....	2008-12
5.	525 - Tricia Wakely, Drake.....	1993-96
6.	520 - Amy Hile, Indiana State.....	1983-87
7.	512 - Kristi Cirone, Illinois State.....	2005-09
8.	495 - Tyonna Snow, Missouri State	2013-16
9.	477 - Jacqui Kalin, UNI	2007-10; 2012-13
10.	465 - Cartasha Macklin, Southern Illinois.....	2012-16
11.	462 - Becca Hittner, Drake.....	2016-pres.
12.	457 - Angela Buckner, Wichita State	2000-04
13.	455 - Lizzy Wendell, Drake	2014-17
14.	436 - Lisa Davies, Missouri State	1995-98
15.	433 - Sara Rhine, Drake.....	2015-pres.

Drake senior Sara Rhine is also climbing her way up the Missouri Valley Conference career rebound list. Rhine has 922 career rebounds entering this weekend and currently sits 13th on the MVC list. Rhine could join Drake's Wanda Ford (1982-86) as the only players in Valley women's basketball history to have over 2,000 career points and 1,000 career rebounds.

Career Rebounds (MVC History)

1.	1,815 - Wanda Ford, Drake	1982-86
2.	1,297 - Angela Buckner, Wichita State.....	2000-04
3.	1,218 - Dyana Pierre, Southern Illinois	2013-16
4.	1,049 - Alex Cook, UNI	2001-05
5.	1,016 - Jennifer Kackza, Wichita State.....	1999-02
6.	1,013 - Jill Martin, Drake	2003-08
7.	974 - Carla Bennett, Drake.....	1999-03
8.	953 - Rachael Hackbarth, Drake	2008-12
9.	945 - Amy Rakers, Southern Illinois.....	1987-91
10.	938 - Antionette Wells, Wichita State	2004-07
11.	929 - Megan Neuverth, Creighton	2006-10
	929 - Shannon Thomas, Indiana State.....	2008-12
13.	922 - Sara Rhine, Drake	2015-pres.
14.	916 - Amy Hile, Indiana State.....	1983-87
15.	910 - Jeanette Tendai, Missouri State	1983-86

Drake senior Becca Hittner is also climbing her way up the Missouri Valley Conference career three-point field goal list. Hittner has 241 career 3-point field goals entering this week and currently sits 17th on the MVC list.

3-Point Field Goals Made

1.	294 - Dayna Finch, Creighton.....	2001-04
2.	277 - Rishonda Napier, Southern Illinois	2014-17
3.	276 - Brittany Schoen, Indiana State.....	2008-12
4.	271 - Kari Koch, Missouri State.....	2002-06
5.	266 - Lindsay Whorton, Drake.....	2004-08
6.	265 - Jenni Lingor, Missouri State.....	2002-05
7.	263 - Kelsey Luna, Indiana State.....	2006-10
8.	262 - Jaleshia Roberson, Missouri State.....	2008-12
9.	261 - Kelsey Woodard, Creighton	2007-11
	261 - Jacqui Kalin, UNI	2007-10; 2012-13
11.	258 - Melody Howard, Missouri State	1991-94
12.	256 - Kourtney Mennen, Indiana State.....	1999-03
13.	250 - Laura Spanheimer, Creighton.....	2002-05
14.	249 - Kylie Giebelhausen, Southern Illinois	2014-18
15.	248 - Michelle Nason, Western Illinois/Bradley..	1992, 93-95
16.	242 - Liza Fruendt, Missouri State.....	2014-18
17.	241 - Becca Hittner, Drake.....	2016-pres.

High Percentage

Drake enters this week ranking 3rd nationally in Field Goal Percentage (49.0%). Drake finished 10th in FG% last year, 5th in 2017-18, and 2nd in 2016-17. UConn is the only other school to finish in the top 10 in the last three seasons. The Huskies currently sit 8th nationally.

Missouri State also ranks in the Top 25 in Field Goal % nationally, shooting 45.1% from the field.

Drake's Sara Rhine enters the week ranking 4th nationally in field goal percentage (66.8%). The MVC record for FG% in a single season is Tonya Baucom of Missouri State in 1991-92 (65.8%).

The Valley as a whole is shooting 42.4% from the field this season, ranking 5th nationally among NCAA DI Conferences.

Field Goal Percentage (By Conference)

1.	Big Ten	42.9%
2.	SEC	42.8%
3.	Pac-12	42.5%
	Big 12	42.5%
5.	Missouri Valley	42.4%

High Scoring League

Drake enters this week ranking 6th nationally in scoring offense, while Missouri State ranks 16th. The Bulldogs are averaging 82.8 points per game, while the Lady Bears average 77.9.

Drake has led the league in scoring five straight seasons and is looking for its sixth-straight year leading the league in that category.

The Valley as a whole is averaging 69.0 points per game this season, ranking tied for 6th nationally among NCAA DI Conferences.

Points Per Game (By Conference)

1.	Big 12	73.0
2.	Pac-12	70.0
	Big Ten	70.0
	SEC	70.0
	MAC	70.0
6.	Missouri Valley	69.0
	Summit League.....	69.0

Solid from Deep

Missouri State enters this week ranking 6th nationally in Three-Point FG Percentage (38.9%).

The Valley as a whole is shooting 33.1% from behind the arc this season, ranking 3rd nationally among NCAA DI Conferences.

Three-Point FG Percentage (By Conference)

1.	Big Ten	33.4%
2.	Big East.....	33.2%
3.	Missouri Valley	33.1%
4.	WCC	33.0%
5.	Big 12	32.8%

Sharing the Rock

Drake enters the week averaging 22.3 assists per game, which ranks second nationally. Drake is the only team in the country to rank in the top three of Assists Per Game each of the previous three seasons.

Assists Per Game

1.	Baylor	22.6
2.	Drake	22.3
3.	Oregon	20.9
4.	Iowa.....	20.2
5.	Marist.....	20.0

Sharp Shooters

The Valley has three of the nation's top 10 teams in free-throw percentage this season. Valpo currently leads the league and sits 3rd nationally (78.9%), while UNI sits 7th (78.4%) and Drake 8th (78.3%).

Missouri State's Alexa Willard leads The Valley and ranks No. 8 nationally hitting 89.4% of her attempts.

The Valley as a whole is shooting 71.3% from the line this season, ranking 4th nationally among NCAA DI Conferences.

Free-Throw Percentage (By Conference)

1.	Pac-12	72.8%
2.	Mountain West.....	72.7%
3.	Summit League.....	71.7%
4.	Missouri Valley	71.3%
5.	NEC	71.0%

Streaks in League Play

Below is a look at the longest winning streaks against an MVC opponent:

Longest Winning Streaks vs. MVC Opponent

27 - Southern Illinois over Bradley (1983-95)
 25 - Missouri State over UNI (1989-00)
 21 - Illinois State over UNI (1984-94)*
 20 - UNI over Wichita State (2000-09)
 20 - Drake over Southern Illinois (1997-05)
 19 - Drake over Bradley (1996-04)
 19 - Missouri State over Southern Illinois (1997-06)
 19 - Missouri State over Wichita State (1988-97)
 17 - Drake over UNI (1987-95)
 17 - Southern Illinois over UNI (1984-92)
 16 - UNI over Bradley (2012-20)
 16 - Missouri State over Bradley (1992-97)
 15 - Illinois State over Bradley (2006-13)
 *ILS won 22-straight in the series

Longest Current Winning Streaks vs. MVC Opponent

14 - Drake over Illinois State (2014-present)
 13 - Missouri State over Loyola (2014-present)
 13 - Missouri State over Indiana State (2015-present)
 12 - UNI over Evansville (2015-present)
 12 - Drake over Loyola (2014-present)
 11 - UNI over Indiana State (2015-present)

ESPN Bracketology

The latest ESPN.com women's basketball bracketology from Charlie Creme (Feb. 11) has three MVC teams in the field of 64. Missouri State moved up to a No. 5 seed playing Duke in Iowa City, while Drake is a No. 9 seed playing Central Michigan in Columbia, South Carolina. Bradley jumps into the field as an at-large as one of the "Last Four In" and is slated as a No. 11 seed playing Kentucky in Corvallis. UNI is listed among the "Next Four Out". The MVC is one of eight leagues receiving multiple bids.

Poll Position

Missouri State remained in this week's AP Top 25 Poll, coming in at No. 24 once again this week.

The Lady Bears continue to move up in the latest USA Today Coaches Top 25 poll, sitting at No. 17 this week.

Mid-Major Top-25 Poll

Bradley, Drake and Missouri State all appear in the latest CollegeInsider.com Mid-Major Top 25 (Feb. 4). The Lady Bears sit fifth in the poll, while Drake sits 10th and Bradley 18th. UNI and Illinois State are also receiving votes.

Top Five Finishes

UNI is the only Valley team to have finished in the top-five of the league standings for the past 10 seasons. The Panthers won the MVC in 2010-11 (17-1) and 2015-16 (15-3), finished in second place once (2016-17, 15-3), finished in third place three times (2013-14, 13-5; 2017-18, 13-5; 2018-19, 12-6), had two fourth-place finishes (2014-15, 12-6; 2012-13, 10-8) and two fifth-place finishes (2011-12, 9-9; 2009-10, 10-8).

Top-Five MVC Finishes, Last Nine Seasons

UNI - 10 (2010, 2011, 2012, 2013, 2014, 2015, 2016, 2017, 2018, 2019)
 Missouri State - 8 (2010, 2011, 2012, 2015, 2016, 2017, 2018, 2019)
 Drake - 7 (2012, 2014, 2015, 2016, 2017, 2018, 2019)
 Illinois State - 5 (2010, 2011, 2012, 2013, 2019)
 Southern Illinois - 4 (2015, 2016, 2017, 2018)
 Indiana State - 3 (2013, 2014, 2018)
 Bradley - 2 (2010, 2019)
 Loyola - 1 (2016)
 Evansville - 1 (2014)

Power Five Wins

The MVC secured nine wins over Power Five programs during the non-conference schedule. The Valley went 9-12 vs. Power Five teams, tripling last season's win total of three. The Valley has a winning record against the Big 12 (3-2) and SEC (3-1) and sits 3-7 vs. the Big Ten and 0-2 vs. the Pac-12. The average margin of victory in the nine wins was 8.7 points per game. Missouri State and UNI each had three, Drake two, and Illinois State one.

MVC's Wins Over Power Five Teams

Iowa State at Drake, W - 86-81
 Missouri State at Oklahoma, W - 96-90
 Illinois State at Illinois, W - 74-58
 Iowa at UNI, W - 88-66
 Missouri State at Minnesota, W - 77-69
 UNI at Missouri, W - 78-73
 Drake vs. Auburn, W - 83-82
 Missouri at Missouri State, W - 79-72
 UNI at Iowa State, W - 71-63

New Non-Con Record

Valley women's basketball reached 73 wins in non-conference play. Only five times previously since the 1992-93 season has the MVC claimed 60+ non-league wins in a season. This year's 73 wins sets a new league record for most non-con wins, surpassing 66 wins in 2009-10. This season marks the second-best non-conference win percentage in league history, trailing only the 1994-95 season.

MVC Top Non-Conference Records (by Winning %)

1.	1994-95	54-28 (.659)
2.	2019-20	73-40 (.646)
3.	1998-99	55-31 (.640)
4.	2009-10	66-38 (.635)
5.	1993-94	62-37 (.626)

Against the Field

The MVC held a winning record against 15 leagues in non-conference play, including the American (2-1), America East (2-0), A10 (3-2), Big 12 (3-2), Big Sky (1-0), Horizon (6-2), Ivy (1-0), MAC (8-2), Mountain West (1-0), Ohio Valley (11-9), SEC (3-1), Southland (1-0), Summit (10-4), SWAC (2-0) and WAC (5-0). The MVC held a .500 mark against Conference USA (1-1) and the West Coast (2-2). The MVC had a losing record vs. the Atlantic Sun (0-1), Big East (1-3), Big Ten (3-7), Big West (0-1) and Pac-12 (0-2).

Wooden Award Watch List

Drake senior Becca Hittner has been named to the John R. Wooden Award® presented by Wendy's® Women's Preseason Top 30 Watch List. The preseason list represents nine conferences: the Pac-12 leads all conferences with nine selections, followed by the SEC with six, the ACC and Big 12 with four apiece, the American and Big Ten with two each, and Conference USA, Ivy League, and Missouri Valley with one selection apiece.

Senior CLASS Award

Bradley's Chelsea Brackmann has been named one of 10 finalists for the Senior CLASS Award. To be eligible for the award, a student-athlete must be classified as an NCAA Division I senior and have notable achievements in four areas of excellence: community, classroom, character and competition. Brackmann is the fourth Bradley Women's Basketball player selected as a Senior CLASS Award candidate, joining Michelle Young (2013-14), Jenny Van Kirk (2009-10) and Kelly Krumwiede (2008-09) and is the lone candidate from the MVC this season.

Nationwide fan voting begins immediately to help select the winner, and fans are encouraged to submit votes online at the Senior CLASS Award website through March 23. Fan votes will be combined with those of the media and Division I head coaches to determine the winners. The Senior CLASS Award recipients will be announced during the 2020 NCAA Women's Final Four®.

Rhine on McClain Watch List

The Naismith Memorial Basketball Hall of Fame and the WBCA announced that Drake senior Sara Rhine is one of 20 watch list candidates for the 2020 Katrina McClain Award. Named after the two-time All-American and 1987 National Player of the Year, the annual award in its third year recognizes the top power forwards in women's NCAA Division I college basketball. By mid-February, the watch list of 20 players for the 2020 award will be narrowed to just 10.

Hittner on Drysdale Watch List

The Naismith Memorial Basketball Hall of Fame and the WBCA announced that Drake senior Becca Hittner is one of 20 watch list candidates for the 2020 Ann Meyers Drysdale Award. Named after the first player, male or female, selected to the All-America Team in four-straight college seasons, the annual Drysdale award is in its third year and recognizes the top shooting guard in NCAA Division I women's college basketball. By mid-February, the watch list of 20 players for the 2020 award will be narrowed to just 10.

Wade Award Watch List

Drake's Becca Hittner and Sara Rhine have each been selected to the "Wade Watch" list of candidates for the 2020 Wade Trophy presented to the best player in college women's basketball, the WBCA announced Thursday. Drake joins Oregon, Stanford, UConn and Oregon State as the only schools with multiple players on the list.

Hoops In the Heartland

The 2020 Missouri Valley Conference Women's Basketball Tournament will return to the TaxSlayer Center in Moline, Ill., for the fifth-straight season.

Affectionately coined "Hoops in the Heartland," the four-day event (Mar. 12-15) will showcase all 10 Missouri Valley Conference schools as they compete for the Valley's automatic berth into the NCAA Tournament.

The MVC's agreement with Visit Quad Cities will keep the MVC Women's Basketball Championship in TaxSlayer Center through at least 2021.

The 2020 tournament will mark the 13th-consecutive season in its 38-year history that the event will take place at a neutral site.

The Missouri Valley Conference is one of only seven conferences (out of 32 nationally) where the women's basketball tournament is played at a neutral site, separate from the men's championship (AAC, ACC, Big Ten, Big 12, MVC, Pac-12 and SEC are the others).

Coaches Teleconferences

Teleconferences with The Valley head coaches will be conducted twice throughout the season. The conferences begin at 11:45 a.m. (CST). To participate in the conference calls, call (877) 417-8778. Coaches call (877) 417-8756.

Media will be allowed to ask questions directly of the coaches. The session dates for 2019-20 are Tuesday, January 7 and Tuesday, March 10.

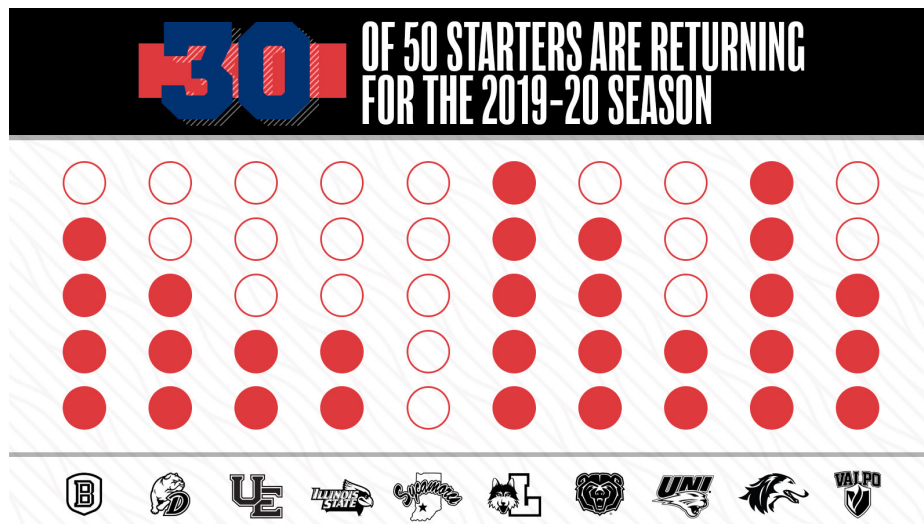
Time	Women's Head Coach, School
11:45 p.m.	Jennie Baranczyk, Drake
11:50 a.m.	Amaka Agugua-Hamilton, Missouri State
11:55 a.m.	Andrea Gorski, Bradley
12:00 p.m.	Kate Achter, Loyola
12:05 p.m.	Mary Evans, Valparaiso
12:10 p.m.	Matt Ruffing, Evansville
12:15 p.m.	Kristen Gillespie, Illinois State
12:20 p.m.	Vicki Hall, Indiana State
12:25 p.m.	Tanya Warren, UNI
12:30 p.m.	Cindy Stein, Southern Illinois

Starters Returning

The Missouri Valley Conference will see 30 of 50 starters return (60%) for the 2019-20 season. The league will return nine of its top 10 in scoring, seven of its top 10 in rebounding and four of its top five in assists. The Valley will also have eight of its 11 All-MVC players return and five of its six honorable mention selections.

Postseason League

The MVC has seen an average of four league teams participate in postseason play in the last 21 seasons, including three teams reaching postseason play in 2018-19. Missouri State reached the Sweet Sixteen for the fourth time in program history, while Drake fell to Missouri in the First Round of the NCAA Tournament. UNI received a bid to the WNIT for the second-straight season. The Valley has earned multiple NCAA Tournament bids in 12 different seasons, including two out of the last three seasons.



WOMEN'S BASKETBALL

2

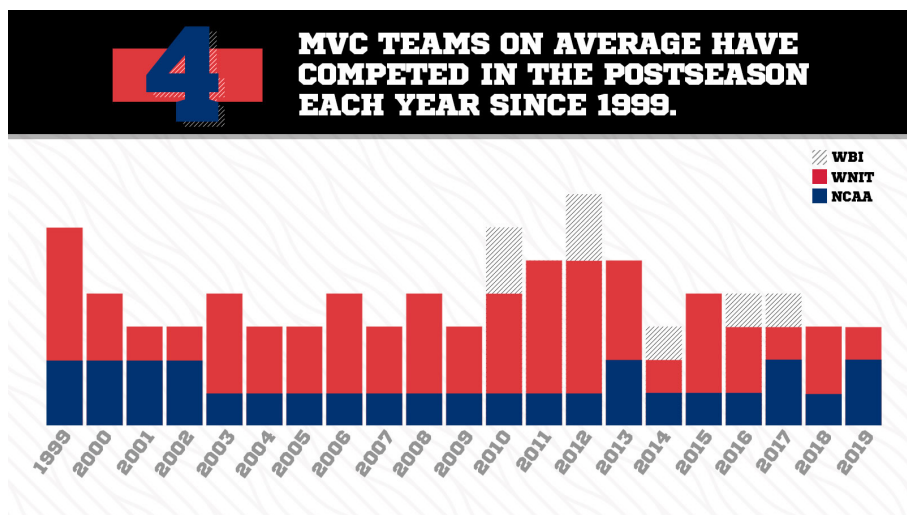
FINAL FOUR
MISSOURI STATE - 1992, 2001

3

ELITE EIGHT
MISSOURI STATE - 1992, 2001
DRAKE - 1982

7

SWEET SIXTEEN
MISSOURI STATE - 1992, 1993, 2001, 2019
DRAKE - 1982, 2002
SOUTHERN ILLINOIS - 1987



#THEVALLEYRUNSDEEP

Missouri Valley Conference vs. Non-Conference Opponents (73-40, .646)

Overall: 73-40 (.646)
Home: 39-9 • **Away:** 28-25 • **Neut:** 6-6 • **Top-25:** 1-4

American Athletic	2-1 (H: 1-1; A: 1-0)
Memphis.....	0-1
at Southern Illinois.....	L, 70-66
Wichita State.....	2-0
at Missouri State.....	W, 68-55
UNI.....	W, 61-50

America East	2-0 (H: 1-0; N: 1-0)
Maine.....	2-0
vs. Drake.....	W, 94-62
Vermont.....	1-0
at Loyola.....	W, 78-76

Atlantic Sun	0-1 (N: 0-1)
Liberty.....	0-1
vs. Bradley.....	L, 75-63

Atlantic-10	3-2 (H: 1-0; A: 0-2; N: 2-0)
George Mason.....	1-0
vs. Bradley.....	W, 61-59
Richmond.....	1-0
vs. Bradley.....	W, 61-57
Saint Louis.....	1-2
Illinois State.....	L, 61-56
at Indiana State.....	L, 55-53
at Southern Illinois.....	W, 61-53

Big 12	3-2 (H: 1-0; A: 2-2)
Iowa State.....	2-0
at Drake.....	W, 86-81
UNI.....	W, 71-63
Kansas.....	0-1
Indiana State.....	L, 84-72
Oklahoma.....	1-1
Drake.....	L, 93-84
Missouri State.....	W, 96-90

Big East	1-3 (H: 1-1; A: 0-2)
Creighton.....	1-1
at Drake.....	W, 63-53
UNI.....	L, 57-54
DePaul.....	0-1
at Loyola.....	L, 83-76
Marquette.....	0-1
Illinois State.....	L, 58-41

Big Ten	3-7 (H: 1-0; A: 2-4; N: 0-3)
Illinois.....	1-1
Evansville.....	L, 59-44
Illinois State.....	W, 74-58
Iowa.....	1-1
Drake.....	L, 79-67
at UNI.....	W, 88-66
Michigan.....	0-1
Bradley.....	L, 77-57
Minnesota.....	1-0
Missouri State.....	W, 77-69
Northwestern.....	0-1
Valparaiso.....	L, 69-48
Ohio State.....	0-2
vs. UNI.....	L, 64-46
vs. Valparaiso.....	L, 89-38
Purdue.....	0-1
vs. Drake.....	L, 67-47

Big Sky	1-0 (N: 1-0)
Eastern Washington.....	1-0
vs. Bradley.....	W, 66-46

Big West	0-1 (N: 0-1)
Cal State Northridge.....	0-1
vs. Indiana State.....	L, 67-59

Conference USA	1-1 (H: 1-1)
Marshall.....	1-1
at Evansville.....	W, 66-62 (OT)
at Indiana State.....	L, 72-60

Horizon	6-2 (H: 2-1; A: 4-1)
Detroit Mercy.....	2-0
Loyola.....	W, 89-60
Valparaiso.....	W, 77-58
IUPUI.....	1-1
at UNI.....	W, 51-50
Southern Illinois.....	L, 81-78
UIC.....	2-0
Indiana State.....	W, 61-40
at Valparaiso.....	W, 63-37
Northern Kentucky.....	0-1
at Indiana State.....	L, 70-68
Oakland.....	1-0
Bradley.....	W, 74-58

Ivy League	1-0 (H: 1-0)
Dartmouth.....	1-0
at Loyola.....	W, 61-40

Mid-American	8-2 (H: 4-1; A: 4-1)
Bowling Green.....	2-0
at Loyola.....	W, 84-76
at Valparaiso.....	W, 95-90 (OT)
Eastern Michigan.....	1-0
Southern Illinois.....	W, 85-54
Northern Illinois.....	3-0
Drake.....	W, 73-49
at Illinois State.....	W, 69-66
Southern Illinois.....	W, 80-61
Miami (OH).....	1-1
at Bradley.....	W, 79-68
Evansville.....	L, 72-64
Toledo.....	1-0
Valparaiso.....	W, 61-54
Western Michigan.....	0-1
at Loyola.....	L, 70-60

Mountain West	1-0 (A: 1-0)
Boise State.....	1-0
Missouri State.....	W, 72-69

Ohio Valley	11-9 (H: 6-3; A: 5-6)
Austin Peay.....	0-2
Evansville.....	L, 80-64
Illinois State.....	L, 77-72 (OT)
Eastern Illinois.....	3-1
at Evansville.....	L, 90-44
Indiana State.....	W, 59-57
Loyola.....	W, 67-51
Valparaiso.....	W, 78-66
Morehead State.....	1-0
at Valparaiso.....	W, 55-53
Murray State.....	1-2
at Evansville.....	L, 61-59
Indiana State.....	L, 70-62
at Southern Illinois.....	W, 76-66
SEMO.....	0-3
Evansville.....	L, 83-60
at Indiana State.....	L, 68-58
Southern Illinois.....	L, 79-65
SIUE.....	3-1
Evansville.....	L, 85-74
at Illinois State.....	W, 74-53
Loyola.....	W, 63-50
Southern Illinois.....	W, 103-67
UT-Martin.....	2-0
at Illinois State.....	W, 70-47
at Southern Illinois.....	W, 70-59
Tennessee Tech.....	1-0
at Southern Illinois.....	W, 76-65

PAC-12	0-2 (A: 0-2)
Colorado.....	0-1
Indiana State.....	L, 59-46
Oregon State.....	0-1
Missouri State.....	L, 80-69

SEC	3-1 (H: 1-0; A: 1-0; N: 1-1)
Alabama.....	0-1
vs. UNI.....	L, 87-77
Auburn.....	1-0
vs. Drake.....	W, 83-82
Missouri.....	2-0
at Missouri State.....	W, 79-72
UNI.....	W, 78-73

Southland	1-0 (H: 1-0)
Texas A&M-CC.....	1-0
at Missouri State.....	W, 79-51

Summit	10-4 (H: 4-0; A: 5-4; N: 1-0)
North Dakota.....	1-1
Illinois State.....	W, 66-58
Valparaiso.....	L, 65-63
North Dakota State.....	3-0
at Bradley.....	W, 70-64
at UNI.....	W, 95-63
Valparaiso.....	W, 66-54
Omaha.....	1-0
UNI.....	W, 81-45

Purdue Fort Wayne.....	0-1
Evansville.....	L, 67-64
South Dakota.....	1-1
Drake.....	L, 102-94 (OT)
Missouri State.....	W, 74-66
South Dakota State.....	1-0
at Drake.....	W, 74-67
Western Illinois.....	4-1
Bradley.....	W, 84-49
at Drake.....	W, 94-75
at Illinois State.....	W, 78-65
Indiana State.....	L, 83-72
vs. Southern Illinois.....	W, 79-65

SWAC	2-0 (H: 2-0)
Jackson State.....	2-0
at Bradley.....	W, 78-69
at Illinois State.....	W, 77-55

West Coast	2-2 (H: 1-0; A: 1-2)
Gonzaga.....	0-1
Missouri State.....	L, 64-52
Pacific.....	0-1
Indiana State.....	L, 83-66
Portland.....	1-0
Loyola.....	W, 78-64 (OT)
Santa Clara.....	1-0
at Missouri State.....	W, 71-64

WAC	5-0 (H: 3-0; A: 2-0)
Chicago State.....	3-0
at Evansville.....	W, 76-42
Loyola.....	W, 98-53
at Valparaiso.....	W, 95-49
UMKC.....	2-0
Loyola.....	W, 72-67 (OT)
at Missouri State.....	W, 83-58

Non-Division I	6-0 (H: 6-0)
Brescia (Ky.).....	1-0
at Evansville.....	W, 77-61
Eureka.....	1-0
at Bradley.....	W, 101-39
Northwest Missouri State.....	1-0
at UNI.....	W, 78-53
Truman State.....	1-0
at Illinois State.....	W, 87-60
Waldorf.....	1-0
at Drake.....	W, 103-18
William Jewell.....	1-0
at Missouri State.....	W, 111-39

AP Top-25	1-4 (H: 0-1; A: 1-3)
#7 Oregon State.....	0-1
Missouri State.....	L, 80-69
#16 DePaul.....	0-1
at Loyola.....	L, 83-76
#17 Gonzaga.....	0-1
Missouri State.....	L, 64-52
#23 Minnesota.....	1-0
Missouri State.....	W, 77-69
#25 Michigan.....	0-1
Bradley.....	L, 77-57

2019 NCAA Teams	7-7 (H: 4-1; A: 3-6)
DePaul.....	0-1
at Loyola.....	L, 83-76
Gonzaga.....	0-1
Missouri State.....	L, 64-52
Iowa.....	1-1
Drake.....	L, 79-67
at UNI.....	W, 88-66
Iowa State.....	2-0
at Drake.....	W, 86-81
UNI.....	W, 71-63
Marquette.....	0-1
Illinois State.....	L, 58-41
Michigan.....	0-1
Bradley.....	L, 77-57
Missouri.....	2-0
at Missouri State.....	W, 79-72
UNI.....	W, 78-73
Oregon State.....	0-1
Missouri State.....	L, 80-69
South Dakota.....	1-1
Drake.....	L, 102-94 (OT)
Missouri State.....	W, 74-66
South Dakota State.....	1-0
at Drake.....	W, 74-67

114
NON-CONFERENCE
OPPONENTS

49
ROAD

50
HOME

15
NEUTRAL

13
GAMES AGAINST
TOURNAMENT TEAMS

8
GAMES AGAINST TEAMS
FINISHING IN TOP 25

7
TOURNAMENTS

18 GAMES AGAINST POWER 5 OPPONENTS
10 BIG
4 XII
3 SEC
1

BRADLEY (17-4, 8-2)

Sweeping the Redbirds

Bradley picked up its third consecutive road win in the series with I-74 rival Illinois State, topping the Redbirds 66-62 last Friday to sweep the regular-season series. The Braves swept the regular-season series for Illinois State for the second consecutive year (first time since 2013-14 & 2014-15) and Bradley has won three consecutive road games against the Redbirds for the first time dating back to winning four consecutive games at Redbird Arena between the 1991-92 and 1994-95 campaigns.



Welcome to the Club

Senior Chelsea Brackmann became the latest member of Bradley's 1,000-point club, topping the mark during BU's 66-62 win at Illinois State last week. Brackmann is the 20th player in program history to score 1,000 career points and needs two points to pass former teammate Anneke Schlueter for 19th on Bradley's all-time scoring chart. In fact, Brackmann is just 27 points from climbing four spots into 16th. With junior Gabi Haack scoring her 1,000th-career point last month, the Braves have two active players with 1,000 career points or more on the same roster for the first time since Genny Mueller (1,269 points - 10th) and Dena Williams (1,030 points - 17th) wrapped up their careers in 2004-05.

Starting Five

Bradley has used the same starting five for 12 consecutive games and the combination of senior Chelsea Brackmann, juniors Gabi Haack & Nyjah White along with sophomore Tatum Koenig & Lasha Petree have started 19 of 21 games for the Braves in 2019-20. Bradley had not used the same starting five for at least 19 games of a season since the 2007-08 campaign when the Braves had the same starting five for 20 games.

Date	Opponent	Location	TV	Time
N8	at Oakland	W, 74-58		1-0
N10	at #25 Michigan	L, 77-57		1-1
N16	Eureka	W, 101-39		2-1
N20	at Western Illinois	W, 84-49		3-1
N23	Miami (OH)	W, 79-68		4-1

Coastal Carolina Tournament

N29	vs. George Mason	W, 61-59		5-1
D1	vs. Richmond	W, 61-57		6-1
D5	North Dakota St.	W, 70-64		7-1
D10	Jackson State	W, 78-69		8-1

UMKC Tournament

D20	vs. Liberty	L, 75-63		8-2
D21	vs. Eastern Washington	W, 66-46		9-2
J3	*Evansville	W, 82-51		10-2, 1-0
J5	*Indiana State	W, 91-75		11-2, 2-0
J10	*Illinois State	W, 76-61		12-2, 3-0
J17	*at Loyola	W, 60-47		13-2, 4-0
J19	*at Valparaiso	W, 75-61		14-2, 5-0
J24	*UNI	W, 61-47		15-2, 6-0
J26	*Drake	W, 77-76		16-2, 7-0
J31	*at #21 Missouri State	L, 90-56		16-3, 7-1

F2	*at So. Illinois	L, 64-50		16-4, 7-2
F7	*at Illinois State	W, 66-62		17-4, 8-2

F14	*Valparaiso	Peoria, Ill.	(ESPN+)	7 PM
F16	*Loyola	Peoria, Ill.	(ESPN3)	2 PM

F20	*at Drake	Des Moines, Iowa	(ESPN+)	6 PM
F22	*at UNI	Cedar Falls, Iowa	(ESPN3)	2 PM
F27	*So. Illinois	Peoria, Ill.	(ESPN+)	7 PM

M1	*Missouri State	Peoria, Ill.	(ESPN+)	2 PM
M5	*at Indiana State	Terre Haute, Ind.	(ESPN+)	6 PM
M7	*at Evansville	Evansville, Ind.	(ESPN+)	1 PM

MVC Tournament

M12-15	Moline, Ill.	ESPN+
--------	--------------	-------

*MVC Games; Times are CST (unless noted) and subject to change

DRAKE (16-7, 8-3)

Raining Threes

Senior Becca Hittner knocked down nine three-pointers this past weekend. Hittner's big weekend from deep helped her jump all the way from No. 6 all-time at Drake to No. 2 in program history with 241. Lindsay Whorton (2004-08) holds the school record from most three-pointers with 266. Hittner and her teammates knocked down 15 three-pointers in the SIU win as seven different Bulldogs made at least one. It tied for the second-most threes in a game for the team.



Home Court Streak

Drake had its impressive 17-game home court winning streak stopped by No. 19/24 Missouri State Sunday. The streak was tied for the nation's third longest streak. Prior to Sunday's loss, Missouri State had the last win inside the Knapp Center by a visiting team last season on Feb. 1, 2019.

2K in Sight

Hittner's big weekend with 54 points helped move her to just nine points away from 2,000 career points. She will have a chance hit the impressive total Thursday when Drake visits Evansville. Hittner will join her teammate Sara Rhine in the 2,000 point club. They will be the first-ever MVC men's and women's basketball teammates to accomplish the feat together. Rhine had a career day herself in the hard-fought loss scoring a career-high 31 points and grabbing 12 rebounds for her fifth double-double this season. Rhine made a career-best 13 field goals.

Date	Opponent	Location	TV	Time
N8	S. Dakota State	W, 74-67		1-0
N10	Iowa State	W, 86-81		2-0
N13	at South Dakota	L, 102-94 (OT)		2-1
N16	Creighton	W, 63-53		3-1
N24	Western Illinois	W, 94-75		4-1

Gulf Coast Showcase

N29	vs. Purdue	L, 67-47		4-2
N30	vs. Maine	W, 94-62		5-2
D1	vs. Auburn	W, 83-82		6-2
D5	Waldorf	W, 103-18		7-2
D17	at Oklahoma	L, 93-84		7-3
D21	at Iowa	L, 79-67		7-4
D29	at Northern Illinois	W, 73-49		8-4

J3	*UNI	W, 104-87		9-4, 1-0
J10	*at #18 Missouri State	L, 69-67		9-5, 1-1
J12	*at So. Illinois	W, 73-65		10-5, 2-1
J17	*Indiana State	W, 105-65		11-5, 3-1
J19	*Evansville	W, 108-44		12-5, 4-1
J24	*at Illinois State	W, 69-67 (OT)		13-5, 5-1
J26	*at Bradley	L, 77-76		13-6, 5-2
J31	*Valparaiso	W, 87-66		14-6, 6-2

F2	*Loyola	W, 80-52		15-6, 7-2
F7	*So. Illinois	W, 91-76		16-6, 8-2
F9	*#19 Missouri State	L, 89-83		16-7, 8-3

F13	*at Evansville	Evansville, Ind.	(ESPN3)	6 PM
F15	*at Indiana State	Terre Haute, Ind.	(ESPN3)	1 PM

F20	*Bradley	Des Moines, Iowa	(ESPN+)	6 PM
F22	*Illinois State	Des Moines, Iowa	(ESPN3)	2 PM
F28	*at Loyola	Chicago, Ill.	(ESPN+)	7 PM

M1	*at Valparaiso	Valparaiso, Ind.	(ESPN+)	1 PM
M6	*at UNI	Cedar Falls, Iowa	(ESPN+)	6:30 PM

MVC Tournament

M12-15	Moline, Ill.	ESPN+
--------	--------------	-------

*MVC Games; Times are CST (unless noted) and subject to change

EVANSVILLE (3-19, 0-11)

Attempting the Three

Evansville recorded five blocks on Friday night at Indiana State with freshman Abby Feit leading the way with three blocks. The five blocks were the most for the Aces in a game since recording seven blocks against Murray State on Dec. 3.



Wallace Making Strides

Since the start of MVC play, sophomore Makayla Wallace has stepped-up her game. Overall, Wallace is shooting 34% (33-97) from the field and 32.4% (12-37) from beyond the arc. In 11 MVC games, Wallace is 45.1% (23-51) from the field and 47.6% (10-21) from three, leading Evansville in both categories during conference action. Helping her reach the improved percentage from three is the fact that Wallace has hit her last five attempts from beyond the arc.

Logging Minutes

Freshman Abby Feit has logged some serious minutes on the court this season. Feit is averaging 36.6 minutes per game, playing a total of 806 minutes. Feit's minutes per game average leads the MVC and is 25th-best in the nation and the top freshman in minutes per game. Feit is also one of two players taller than 6'0" in the nation averaging over 36.5 minutes per game.

Date	Opponent	Location	TV	Time
N5	Brescia (Ky.)	W, 77-61		1-0
N10	at SEMO	L, 83-60		1-1
N13	at SIUE	L, 85-74		1-2
N19	Eastern Illinois	L, 90-44		1-3
N21	at Austin Peay	L, 80-64		1-4
N24	Marshall	W, 66-62 (OT)		2-4
D3	Murray State	L, 61-59		2-5
D13	at Purdue Ft. Wayne	L, 67-64		2-6
D15	at Illinois	L, 59-44		2-7
D18	Chicago State	W, 76-42		3-7
D22	at Miami (OH)	L, 72-64		3-8
J3	*at Bradley	L, 82-51		3-9, 0-1
J5	*at Illinois State	L, 81-58		3-10, 0-2
J10	*Loyola	L, 71-61		3-11, 0-3
J12	*Valparaiso	L, 88-66		3-12, 0-4
J17	*at UNI	L, 76-60		3-13, 0-5
J19	*at Drake	L, 108-44		3-14, 0-6
J24	*So. Illinois	L, 70-57		3-15, 0-7
J26	*#22 Missouri State	L, 81-55		3-16, 0-8
J31	*at Indiana State	L, 68-58		3-17, 0-9
F6	*at Valparaiso	L, 72-54		3-18, 0-10
F8	*at Loyola	L, 77-47		3-19, 0-11
F13	*Drake	Evansville, Ind.	(ESPN3)	6 PM
F15	*UNI	Evansville, Ind.	(ESPN3)	1 PM
F21	*at Missouri State	Springfield, Mo.	(ESPN+)	7 PM
F23	*at So. Illinois	Carbondale, Ill.	(ESPN+)	2 PM
F28	*Indiana State	Evansville, Ind.	(ESPN+)	6 PM
M5	*Illinois State	Evansville, Ind.	(ESPN+)	6 PM
M7	*Bradley	Evansville, Ind.	(ESPN+)	1 PM

MVC Tournament

M12-15 Moline, Ill. ESPN+

*MVC Games; Times are CST (unless noted) and subject to change

ILLINOIS STATE (13-8, 5-5)

Freshman Three-Point Record

Currently sitting at 50 made three-point field goals on the year, redshirt freshman Mary Crompton is closing in on Illinois State's freshman three-point record, currently held by Kristi Cirone who drained 52 triples as a freshman during the 2005-06 season. Crompton only needs three more three-pointers to set the record with eight games remaining in the regular season.



Effortlessly Efficient

Fifth-year senior Lexi Wallen is shooting 57.0 percent (138-of-242) on the season to rank second in the Valley in field goal percentage and 21st in the nation. The former four-year volleyball player is averaging 16.8 points per game in her final year of NCAA eligibility.

Play4Kay

Illinois State will hold its 10th annual Play4Kay game on Sunday, Feb. 16 versus Valparaiso, fundraising for the Kay Yow Cancer Fund and the fight against ALL cancers affecting women. Head coach Kristen Gillespie was a four-year letterwinner under legendary coach Kay Yow at NC State from 1996-99, helping the team to a 1998 Final Four appearance her junior season as the starting point guard.

Date	Opponent	Location	TV	Time
N5	Truman State	W, 87-60		1-0
N10	at Marquette	L, 58-41		1-1
N16	at Illinois	W, 74-58		2-1
N20	Northern Illinois	W, 69-66		3-1
N24	at North Dakota	W, 66-58		4-1
N30	UT-Martin	W, 70-47		5-1
D4	Western Illinois	W, 78-65		6-1
D8	at Saint Louis	L, 61-56		6-2
D16	SIUE	W, 74-53		7-2
D19	Jackson State	W, 77-55		8-2
D29	at Austin Peay	L, 77-72 (OT)		8-3
J3	*Indiana State	W, 83-69		9-3, 1-0
J5	*Evansville	W, 81-58		10-3, 2-0
J10	*at Bradley	L, 76-61		10-4, 2-1
J17	*at Valparaiso	W, 72-60		11-4, 3-1
J19	*at Loyola	L, 69-64		11-5, 3-2
J24	*Drake	L, 69-67 (OT)		11-6, 3-3
J26	*UNI	W, 65-57		12-6, 4-3
J31	*at So. Illinois	W, 62-54		13-6, 5-3
F2	*at #21 Missouri State	L, 87-74		13-7, 5-4
F7	*Bradley	L, 66-62		13-8, 5-5
F14	*Loyola	Normal, Ill.	(ESPN+)	7 PM
F16	*Valparaiso	Normal, Ill.	(ESPN+)	2 PM
F20	*at UNI	Cedar Falls, Iowa	(ESPN+)	6:30 PM
F22	*at Drake	Des Moines, Iowa	(ESPN3)	2 PM
F27	*Missouri State	Normal, Ill.	(ESPN+)	7:30 PM
M1	*So. Illinois	Normal, Ill.	(ESPN+)	2 PM
M5	*at Evansville	Evansville, Ind.	(ESPN+)	6 PM
M7	*at Indiana State	Terre Haute, Ind.	(ESPN+)	1 PM

MVC Tournament

M12-15 Moline, Ill. ESPN+

*MVC Games; Times are CST (unless noted) and subject to change

INDIANA STATE (3-20, 1-10)

Junior Leadership

Jamyra McChristine continued to be the leader on the court for the Sycamores over the weekend against Loyola and Valparaiso. The junior averaged 10.5 points and five boards between the two games, finishing with nine points and seven rebounds against Loyola and 12 points and three boards at Valparaiso. McChristine also leads the Trees in both categories on the season with 9.8 points per game and 6.2 rebounds per game which is ninth in the Valley.



Tough Slate Ahead

Indiana State will have another tough weekend coming up, as Northern Iowa and Drake head to the Hulman Center. When the Sycamores met both teams in January, they were defeated by 70 points (40 at Drake; 30 at UNI) between the two games, the biggest deficit in a two-game stretch since an 86-point difference from Nov. 13-18, 2011 when ISU fell to #2 Notre Dame and Chattanooga. The Sycamores have shown improvement in the Valley since then, however, as they picked up their first conference win against Evansville on Jan. 31.

Hitting the Boards

ISU can boast themselves as one of the best offensive rebounding teams in the Missouri Valley Conference. The Trees have pulled down 284 of-fense boards in 23 games, giving them an average of 12.3 per-game which is the third-best number in the Valley. Jamyra McChristine leads the blue and white with 6.2 rebounds per game, ninth in the Valley.

Date	Opponent	Location	TV	Time
N7	at Kansas	L, 84-72		0-1
N10	at Eastern Illinois	W, 59-57		1-1
N14	at Western Illinois	L, 83-72		1-2
N19	at UIC	W, 61-40		2-2
N26	at Colorado	L, 59-46		2-3
Pacific Tournament				
N29	at Pacific	L, 83-66		2-4
N30	vs. CSUN	L, 67-59		2-5
D3	Marshall	L, 72-60		2-6
D7	at Murray State	L, 70-62		2-7
D16	Northern Kentucky	L, 70-68		2-8
D21	SEMO	L, 68-58		2-9
D30	Saint Louis	L, 55-53		2-10
J3	*at Illinois State	L, 83-69		2-11, 0-1
J5	*at Bradley	L, 91-75		2-12, 0-2
J10	*Valparaiso	L, 75-56		2-13, 0-3
J12	*Loyola	L, 58-51		2-14, 0-4
J17	*at Drake	L, 105-65		2-15, 0-5
J19	*at UNI	L, 73-43		2-16, 0-6
J24	*#22 Missouri State	L, 76-55		2-17, 0-7
J26	*So. Illinois	L, 78-55		2-18, 0-8
J31	*Evansville	W, 68-58		3-18, 1-8
F6	*at Loyola	L, 65-55		3-19, 1-9
F8	*at Valparaiso	L, 61-45		3-20, 1-10
F13	*UNI	Terre Haute, Ind.	(ESPN+)	6 PM
F15	*Drake	Terre Haute, Ind.	(ESPN3)	1 PM
F21	*at So. Illinois	Carbondale, Ill.	(ESPN+)	6 PM
F23	*at Missouri State	Springfield, Mo.	(ESPN+)	2 PM
F28	*at Evansville	Evansville, Ind.	(ESPN+)	6 PM
M5	*Bradley	Terre Haute, Ind.	(ESPN+)	6 PM
M7	*Illinois State	Terre Haute, Ind.	(ESPN+)	1 PM
MVC Tournament				
M12-15		Moline, Ill.	ESPN+	

*MVC Games; Times are CST (unless noted) and subject to change

LOYOLA (15-7, 6-5)

Back on Track

Loyola snapped a three-game skid with a pair of wins over rivals from The Hoosier State this past week, defeating Indiana State, 65-55, and Evansville, 77-47, inside Gentile Arena. Loyola shot a scintillating 47.8 percent from the field across the two victories and dominated on the glass, outrebounding the Sycamores and Purple Aces by an average of 11.0 caroms per game.



T Time

Senior guard Tiara Wallace turned in one of the top individual performances by a Rambler in recent memory in last Saturday's aforementioned win over Evansville. The Berkeley, Ill. native posted career-high marks in both points (26) and rebounds (13) in addition to six assists, a block, and three steals. Wallace's scoring output is the second highest by a Rambler this season, trailing only Janae Gonzales' 29-point showing back on Nov. 5, 2019 at Detroit Mercy.

Cashing In At the Line

Despite having its struggles from the free throw line this season, Loyola operated at a 78 percent clip (21-of-27) from the charity stripe this past week, highlighted by a season-best 92 percent (11-of-12) effort in Saturday's matchup with Evansville. Beginning with an Abby O'Connor make late in the fourth quarter against Indiana State, the Ramblers connected on 16 of their final 17 free throw attempts last week.

Date	Opponent	Location	TV	Time
N5	at Detroit Mercy	W, 89-60		1-0
N8	Vermont	W, 78-76		2-0
N13	at Eastern Illinois	W, 67-51		3-0
N19	at Chicago State	W, 98-53		4-0
N22	at Kansas City	W, 72-67 (2OT)		5-0
D1	at Portland	W, 78-64 (OT)		6-0
D4	Dartmouth	W, 61-40		7-0
D8	at SIUE	W, 63-50		8-0
D16	Bowling Green	W, 84-76		9-0
D20	#16 DePaul	L, 83-76		9-1
D30	Western Michigan	L, 70-60		9-2
J3	*#17 Missouri State	L, 74-72 (OT)		9-3, 0-1
J5	*So. Illinois	W, 51-49		10-3, 1-1
J10	*at Evansville	W, 71-61		11-3, 2-1
J12	*at Indiana State	W, 58-51		12-3, 3-1
J17	*Bradley	L, 60-47		12-4, 3-2
J19	*Illinois State	W, 69-64		13-4, 4-2
J24	*at Valparaiso	L, 66-64		13-5, 4-3
J31	*at UNI	L, 70-50		13-6, 4-4
F2	*at Drake	L, 80-52		13-7, 4-5
F6	*Indiana State	W, 65-55		14-7, 5-5
F8	*Evansville	W, 77-47		15-7, 6-5
F14	*at Illinois State	Normal, Ill.	(ESPN+)	7 PM
F16	*at Bradley	Peoria, Ill.	(ESPN3)	2 PM
F22	*Valparaiso	Chicago, Ill.	(ESPN3)	2 PM
F28	*Drake	Chicago, Ill.	(ESPN+)	7 PM
M1	*UNI	Chicago, Ill.	(ESPN+)	1 PM
M5	*at So. Illinois	Carbondale, Ill.	(ESPN3)	6 PM
M7	*at Missouri State	Springfield, Mo.	(ESPN+)	2 PM
MVC Tournament				
M12-15		Moline, Ill.	ESPN+	

*MVC Games; Times are CST (unless noted) and subject to change

#17/24 MISSOURI STATE (20-3, 10-1)

50 Game Sample

After sweeping the MVC's Iowa road swing for a second consecutive season, the Lady Bears are now 44-6 in their last 50 games, dating to Dec. 20, 2018. Those 44 wins trail only Baylor, UConn, Oregon State and Mississippi State nationally over that time frame, and is the second-best 50-game stretch in school history. Missouri State went 46-4 from Jan. 12, 1991-March 28, 1992 before losing in the 1992 Final Four.



Home Win Streak

Missouri State's 10-game home win streak is one shy of the JQH Arena record set during the 2011-12 season, and the 11th time in program history that the Lady Bears have won at least 10 consecutive home games. This season, MSU is averaging 81.7 points at The Q, allowing 60.2, and owns a plus-11.4 rebound margin.

Winning Milestones

Missouri State reached 20 wins on Sunday at Drake, hitting that milestone for the third year in a row and 19th time in the last 30 seasons. MSU also improved 6-1 in Valley road games this year, the Lady Bears' sixth consecutive year with six or more Valley road victories.

Date	Opponent	Location	TV	Time
N5	at #23 Minnesota	W, 77-69		1-0
Preseason WNIT				
N8	Texas A&M-CC	W, 79-51		2-0
N10	at Boise State	W, 72-69		3-0
N14	at Oklahoma	W, 96-90		4-0
N17	at #7 Oregon State	L, 80-69		4-1
N22	Santa Clara	W, 71-64		5-1
N25	at South Dakota	W, 74-66		6-1
D1	Kansas City	W, 83-58		7-1
D4	Wichita State	W, 68-55		8-1
D15	Missouri	W, 79-72		9-1
D20	at #17 Gonzaga	L, 64-52		9-2
D31	William Jewel	W, 111-39		10-2
J3	*at Loyola	W, 74-72 (OT)		11-2, 1-0
J5	*at Valparaiso	W, 81-68		12-2, 2-0
J10	*Drake	W, 69-67		13-2, 3-0
J12	*UNI	W, 80-66		14-2, 4-0
J17	*at So. Illinois	L, 70-68		14-3, 4-1
J24	*at Indiana State	W, 76-55		15-3, 5-1
J26	*at Evansville	W, 81-55		16-3, 6-1
J31	*Bradley	W, 90-56		17-3, 7-1
F2	*Illinois State	W, 87-74		18-3, 8-1
F7	*at UNI	W, 66-55		19-3, 9-1
F9	*at Drake	W, 89-83		20-3, 10-1
F15	*So. Illinois	Springfield, Mo.	(ESPN3)	3 PM
F21	*Evansville	Springfield, Mo.	(ESPN+)	7 PM
F23	*Indiana State	Springfield, Mo.	(ESPN+)	2 PM
F27	*at Illinois State	Normal, Ill.	(ESPN+)	7:30 PM
M1	*at Bradley	Peoria, Ill.	(ESPN+)	2 PM
M5	*Valparaiso	Springfield, Mo.	(ESPN+)	7 PM
M7	*Loyola	Springfield, Mo.	(ESPN+)	2 PM
MVC Tournament				
M12-15		Moline, Ill.	ESPN+	

*MVC Games; Times are CST (unless noted) and subject to change

UNI (14-8, 6-5)

OT at Home

UNI's 71-66 win against Southern Illinois was its first home game that went into overtime in more than three years. Previously, the McLeod Center's last women's basketball game to go beyond 40 minutes was Drake's 88-79 double overtime victory January 27, 2017.



Maahs' Big Day

Megan Maahs secured her first collegiate 20-point game along with a double-double in Sunday's 71-66 overtime victory versus Southern Illinois. Maahs notched 23 points - featuring a personal-best 13 free throws made - and a season-high 12 rebounds.

Freebies

The Panthers connected on a season-high 29 free throws during their 71-66 win over Southern Illinois. This marks UNI's highest single-game total in Missouri Valley Conference play since making 33 free throws February 16, 2014 in an 80-71 upset of #24 Wichita State.

Date	Opponent	Location	TV	Time
N6	N. Dakota State	W, 95-63		1-0
N9	at Wichita State	W, 61-50		2-0
N13	at Missouri	W, 78-73		3-0
N17	Iowa	W, 88-66		4-0
N24	NW Missouri St.	W, 78-53		5-0
South Point Shootout				
N29	vs. Alabama	L, 87-77		5-1
N30	vs. Ohio State	L, 64-46		5-2
D8	at Creighton	L, 57-54		5-3
D10	at Omaha	W, 81-45		6-3
D15	IUPUI	W, 51-50		7-3
D22	at Iowa State	W, 71-63		8-3
J3	*at Drake	L, 104-87		8-4, 0-1
J10	*at So. Illinois	W, 60-57		9-4, 1-1
J12	*at #18 Missouri State	L, 80-66		9-5, 1-2
J17	*Evansville	W, 76-60		10-5, 2-2
J19	*Indiana State	W, 73-43		11-5, 3-2
J24	*at Bradley	L, 61-47		11-6, 3-3
J26	*at Illinois State	L, 65-57		11-7, 3-4
J31	*Loyola	W, 70-50		12-7, 4-4
F2	*Valparaiso	W, 77-70		13-7, 5-4
F7	*#19 Missouri State	L, 66-55		13-8, 5-5
F9	*So. Illinois	W, 71-66 (OT)		14-8, 6-5
F13	*at Indiana State	Terre Haute, Ind.	(ESPN+)	6 PM
F15	*at Evansville	Evansville, Ind.	(ESPN3)	1 PM
F20	*Illinois State	Cedar Falls, Iowa	(ESPN+)	6:30 PM
F22	*Bradley	Cedar Falls, Iowa	(ESPN3)	2 PM
F28	*at Valparaiso	Valparaiso, Ind.	(ESPN+)	6 PM
M1	*at Loyola	Chicago, Ill.	(ESPN+)	1 PM
M6	*Drake	Cedar Falls, Iowa	(ESPN+)	6:30 PM

MVC Tournament

M12-15 Moline, Ill. ESPN+

*MVC Games; Times are CST (unless noted) and subject to change

SOUTHERN ILLINOIS (13-9, 5-6)

Two with 5-Plus Steals

Brittney Patrick and Makenzie Silvey each recorded five steals against the Drake Bulldogs on Feb. 7. In doing so, the duo became the first Saluki teammates to nab five steals in the same game in over 10 years - Stephany Neptune (6) and Teri Oliver (5) last accomplished the feat on Jan. 1, 2010 in a 79-68 win over Evansville.



Turning the Bulldogs Over

In SIU's first meeting with Drake, Southern turned the Bulldogs over 27 times and came away with 16 steals. In the second meeting at Drake, the Salukis forced 24 turnovers and finished with a season-high 19 steals. Seven different Salukis recorded a steal, six of which tallied multiple takeaways. Southern's 19 steals were its most in a game since Nov. 12, 2007 in a 71-55 win over Christian Brothers and are also the third-most by a MVC team this season.

15-Plus Assists

Southern dished out 18 assists against Drake and 16 versus Northern Iowa. The Salukis have finished with 15 or more assists in five-straight games and have now done so in 13 games this season. SIU ranks second in the Valley, and 38th nationally, with a 15.8 assists per game average.

Date	Opponent	Location	TV	Time
N8	at SIUE	W, 103-67		1-0
N12	at IUPUI	L, 81-78		1-1
N16	Tennessee Tech	W, 76-65		2-1
N20	Memphis	L, 70-66		2-2
N23	at E. Michigan	W, 85-54		3-2
N27	Saint Louis	W, 61-53		4-2
D3	UT-Martin	W, 70-59		5-2
D7	at SEMO	L, 79-65		5-3
D15	Murray State	W, 76-66		6-3
Compass Challenge				
D19	vs. Western Illinois	W, 79-65		7-3
D20	at Northern Illinois	W, 80-61		8-3
J3	*at Valparaiso	W, 67-51		9-3, 1-0
J5	*at Loyola	L, 51-49		9-4, 1-1
J10	*UNI	L, 60-57		9-5, 1-2
J12	*Drake	L, 73-65		9-6, 1-3
J17	*#17 Missouri St.	W, 70-68		10-6, 2-3
J24	*at Evansville	W, 70-57		11-6, 3-3
J26	*at Indiana State	W, 78-55		12-6, 4-3
J31	*Illinois State	L, 62-54		12-7, 4-4
F2	*Bradley	W, 64-50		13-7, 5-4
F7	*at Drake	L, 91-76		13-8, 5-5
F9	*at UNI	L, 71-66 (OT)		13-9, 5-6
F15	*at #17 Missouri State	Springfield, Mo.	(ESPN3)	3 PM
F21	*Indiana State	Carbondale, Ill.	(ESPN+)	6 PM
F23	*Evansville	Carbondale, Ill.	(ESPN+)	2 PM
F27	*at Bradley	Peoria, Ill.	(ESPN+)	7 PM
M1	*at Illinois State	Normal, Ill.	(ESPN+)	2 PM
M5	*Loyola	Carbondale, Ill.	(ESPN+)	6 PM
M7	*Valparaiso	Carbondale, Ill.	(ESPN+)	2 PM

MVC Tournament

M12-15 Moline, Ill. ESPN+

*MVC Games; Times are CST (unless noted) and subject to change

VALPARAISO (13-9, 5-6)

Doing It with Defense

Valpo's pair of wins last weekend were both sparked by its defensive effort. The Crusaders forced 20 turnovers in a 72-54 win over Evansville, at that point their fewest points allowed in MVC play. Then on Saturday, Valpo limited Indiana State to just 45 points for the game in a 61-45 win. The 45 points were the second-fewest by a Valpo opponent this year (UIC, 37) and were the fewest points allowed by Valpo in an MVC game since joining the conference. Valpo forced 31 turnovers by the Sycamores, the most by any Valpo opponent since January 2009. The win was highlighted by a scoreless second quarter, as Valpo held Indiana State to 0-of-12 shooting - including 0-of-6 from 3-point range - and forced eight turnovers. It was the first scoreless quarter for Valpo defensively since the 2015-16 switch to quarters.



Taking the State of Indiana

Last weekend completed a clean sweep of the state of Indiana this season for Valpo, as the Crusaders swept the season series from both Evansville and Indiana State. The last time Valpo posted a perfect record against fellow Indiana schools was 2011-12, when Valpo beat IU Northwest, IPFW and Ball State in non-league play, and the Butler twice in Horizon League action for a 5-0 record.

A Helping Hand

Sophomore point guard Shay Frederick handed out eight assists in both of Valpo's wins last weekend, matching her career best in the category for the third and fourth times. Frederick is second in the MVC with 4.6 assists/game and leads the conference in MVC-only play at 5.3 assists/game. She owns an assist rate of 34.5%, good for 30th nationally.

Date	Opponent	Location	TV	Time
N10	vs. Ohio State	L, 89-38		0-1
N15	at N. Dakota St.	W, 66-54		1-1
N17	at North Dakota	L, 65-63		1-2
N21	at Northwestern	L, 69-48		1-3
N24	Bowling Green	W, 95-90 (OT)		2-3
N27	at Toledo	W, 61-54		3-3
D5	at Detroit	W, 77-58		4-3
D15	UIC	W, 63-37		5-3
D17	Morehead State	W, 55-53		6-3
D28	Chicago State	W, 95-49		7-3
D30	at Eastern Illinois	W, 78-66		8-3
J3	*So. Illinois	L, 67-51		8-4, 0-1
J5	*Missouri State	L, 81-68		8-5, 0-2
J10	*at Indiana State	W, 75-56		9-5, 1-2
J12	*at Evansville	W, 88-66		10-5, 2-2
J17	*Illinois State	L, 72-60		10-6, 2-3
J19	*Bradley	L, 75-61		10-7, 2-4
J24	*Loyola	W, 66-64		11-7, 3-4
J31	*at Drake	L, 87-66		11-8, 3-5
F2	*at UNI	L, 77-70		11-9, 3-6
F6	*Evansville	W, 72-54		12-9, 4-6
F8	*Indiana State	W, 61-45		13-9, 5-6

F14	*at Bradley	Peoria, Ill.	(ESPN+)	7 PM
F16	*at Illinois State	Normal, Ill.	(ESPN+)	2 PM
F22	*at Loyola	Chicago, Ill.	(ESPN3)	2 PM
F28	*UNI	Valparaiso, Ind.	(ESPN+)	6 PM
M1	*Drake	Valparaiso, Ind.	(ESPN+)	1 PM
M5	*at Missouri State	Springfield, Mo.	(ESPN+)	7 PM
M7	*at So. Illinois	Carbondale, Ill.	(ESPN+)	2 PM

MVC Tournament

M12-15 Moline, Ill. ESPN+

*MVC Games; Times are CST (unless noted) and subject to change



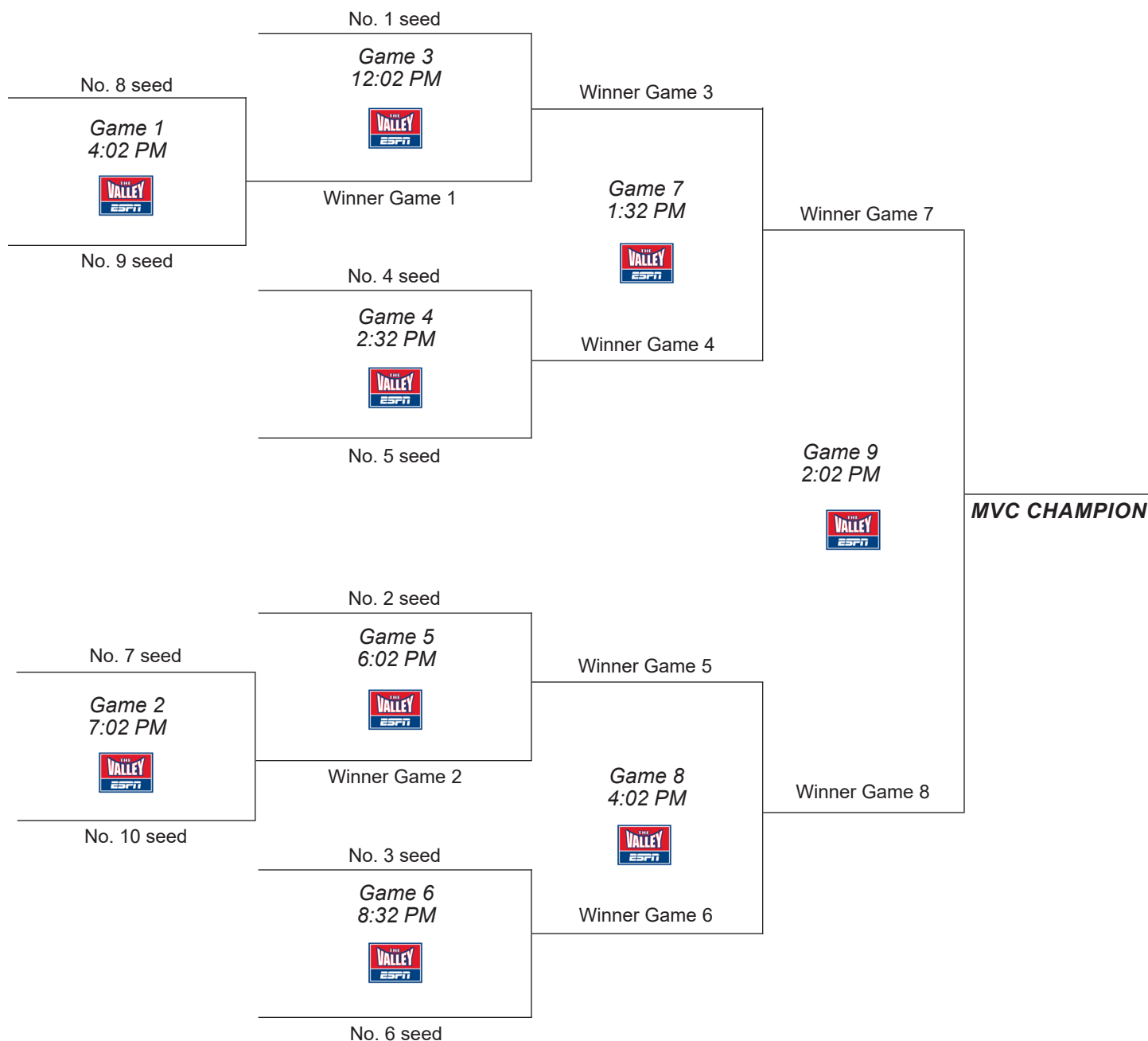
Missouri Valley Conference Women's Basketball Tournament Moline, Ill. • March 12-15, 2020 TaxSlayer Center

Thursday, March 12

Friday, March 13

Saturday, March 14

Sunday, March 15



#THEVALLEYRUNSDEEP



2019-20 Missouri Valley Conference
CONFERENCE BASKETBALL STATISTICS
Through games of Feb 10, 2020 (All games)



SCORING OFFENSE	G	W-L	Pts	Avg/G
1. Drake	23	16-7	1905	82.8
2. Missouri State	23	20-3	1792	77.9
3. Bradley	21	17-4	1488	70.9
4. Southern Illinois	22	13-9	1555	70.7
5. Illinois State	21	13-8	1455	69.3
6. Northern Iowa	22	14-8	1519	69.0
7. Loyola Chicago	22	15-7	1502	68.3
8. Valparaiso	22	13-9	1477	67.1
9. Indiana State	23	3-20	1373	59.7
10. Evansville	22	3-19	1303	59.2

SCORING DEFENSE	G	Pts	Avg/G
1. Bradley	21	1295	61.7
2. Loyola Chicago	22	1367	62.1
3. Illinois State	21	1323	63.0
4. Northern Iowa	22	1393	63.3
5. Southern Illinois	22	1409	64.0
6. Valparaiso	22	1428	64.9
7. Missouri State	23	1498	65.1
8. Drake	23	1585	68.9
9. Indiana State	23	1631	70.9
10. Evansville	22	1636	74.4

SCORING MARGIN	G	Offense	Defense	Margin
1. Drake	23	82.8	68.9	+13.9
2. Missouri State	23	77.9	65.1	+12.8
3. Bradley	21	70.9	61.7	+9.2
4. Southern Illinois	22	70.7	64.0	+6.6
5. Illinois State	21	69.3	63.0	+6.3
6. Loyola Chicago	22	68.3	62.1	+6.1
7. Northern Iowa	22	69.0	63.3	+5.7
8. Valparaiso	22	67.1	64.9	+2.2
9. Indiana State	23	59.7	70.9	-11.2
10. Evansville	22	59.2	74.4	-15.1

FREE THROW PCT	G	FTM	FTA	Pct.
1. Valparaiso	22	288	365	.789
2. Northern Iowa	22	312	398	.784
3. Drake	23	325	415	.783
4. Missouri State	23	372	490	.759
5. Bradley	21	293	397	.738
6. Illinois State	21	255	356	.716
7. Loyola Chicago	22	256	373	.686
8. Evansville	22	219	345	.635
9. Southern Illinois	22	249	396	.629
10. Indiana State	23	272	446	.610

FIELD GOAL PERCENTAGE	G	FGM	FGA	Pct.
1. Drake	23	692	1412	.490
2. Missouri State	23	641	1422	.451
3. Southern Illinois	22	582	1326	.439
4. Illinois State	21	536	1242	.432
5. Bradley	21	519	1220	.425
6. Loyola Chicago	22	560	1327	.422
7. Valparaiso	22	498	1199	.415
8. Northern Iowa	22	511	1271	.402
9. Indiana State	23	497	1309	.380
10. Evansville	22	466	1244	.375

FIELD GOAL PCT DEFENSE	G	FGM	FGA	Pct.
1. Bradley	21	479	1322	.362
2. Northern Iowa	22	505	1307	.386
3. Drake	23	565	1453	.389
4. Illinois State	21	488	1220	.400
5. Loyola Chicago	22	521	1301	.400
6. Valparaiso	22	494	1233	.401
7. Missouri State	23	541	1323	.409
8. Southern Illinois	22	499	1200	.416
9. Evansville	22	581	1373	.423
10. Indiana State	23	564	1301	.434

3-POINT FG PCT	G	3FGM	3FGA	Pct.
1. Missouri State	23	138	355	.389
2. Drake	23	196	560	.350
3. Southern Illinois	22	142	410	.346
4. Bradley	21	157	458	.343
5. Valparaiso	22	193	571	.338
6. Illinois State	21	128	382	.335
7. Northern Iowa	22	185	561	.330
8. Loyola Chicago	22	126	390	.323
9. Indiana State	23	107	377	.284
10. Evansville	22	152	538	.283

3-POINT FG PCT DEFENSE	G	3FGM	3FGA	Pct.
1. Bradley	21	120	438	.274
2. Valparaiso	22	126	452	.279
3. Illinois State	21	130	424	.307
4. Loyola Chicago	22	143	464	.308
5. Northern Iowa	22	120	375	.320
6. Drake	23	188	575	.327
7. Indiana State	23	142	425	.334
8. Southern Illinois	22	108	320	.338
9. Evansville	22	192	547	.351
10. Missouri State	23	161	437	.368

REBOUNDING OFFENSE	G	Rebounds	Avg/G
1. Bradley	21	862	41.0
2. Loyola Chicago	22	902	41.0
3. Missouri State	23	913	39.7
4. Drake	23	904	39.3
5. Illinois State	21	810	38.6
6. Northern Iowa	22	842	38.3
7. Indiana State	23	839	36.5
8. Southern Illinois	22	786	35.7
9. Evansville	22	740	33.6
10. Valparaiso	22	658	29.9

REBOUNDING DEFENSE	G	Rebounds	Avg/G
1. Missouri State	23	713	31.0
2. Drake	23	720	31.3
3. Loyola Chicago	22	727	33.0
4. Illinois State	21	710	33.8
5. Southern Illinois	22	775	35.2
6. Northern Iowa	22	795	36.1
7. Bradley	21	772	36.8
8. Indiana State	23	865	37.6
9. Valparaiso	22	844	38.4
10. Evansville	22	941	42.8



2019-20 Missouri Valley Conference
CONFERENCE BASKETBALL STATISTICS
Through games of Feb 10, 2020 (All games)



REBOUNDING MARGIN	G	Team	Avg.	Opp.	Avg.	Margin
1. Missouri State	23	913	39.7	713	31.0	+8.7
2. Drake	23	904	39.3	720	31.3	+8.0
3. Loyola Chicago	22	902	41.0	727	33.0	+8.0
4. Illinois State	21	810	38.6	710	33.8	+4.8
5. Bradley	21	862	41.0	772	36.8	+4.3
6. Northern Iowa	22	842	38.3	795	36.1	+2.1
7. Southern Illinois	22	786	35.7	775	35.2	+0.5
8. Indiana State	23	839	36.5	865	37.6	-1.1
9. Valparaiso	22	658	29.9	844	38.4	-8.5
10. Evansville	22	740	33.6	941	42.8	-9.1

ASSISTS	G	No.	Avg/G
1. Drake	23	513	22.3
2. Southern Illinois	22	349	15.9
3. Missouri State	23	360	15.7
4. Loyola Chicago	22	321	14.6
5. Bradley	21	292	13.9
6. Valparaiso	22	303	13.8
7. Illinois State	21	272	13.0
8. Northern Iowa	22	272	12.4
9. Evansville	22	270	12.3
10. Indiana State	23	242	10.5

TURNOVER MARGIN	G	Team	Avg.	Opp.	Avg.	Margin
1. Valparaiso	22	375	17.0	438	19.9	+2.9
2. Southern Illinois	22	318	14.5	378	17.2	+2.7
3. Missouri State	23	345	15.0	396	17.2	+2.2
4. Illinois State	21	329	15.7	336	16.0	+0.3
5. Loyola Chicago	22	330	15.0	329	15.0	+0.0
6. Northern Iowa	22	342	15.5	328	14.9	-0.6
7. Drake	23	405	17.6	390	17.0	-0.7
8. Bradley	21	323	15.4	289	13.8	-1.6
9. Indiana State	23	406	17.7	352	15.3	-2.3
10. Evansville	22	437	19.9	384	17.5	-2.4

OFFENSIVE REBOUNDS	G	No.	Avg/G
1. Missouri State	23	285	12.4
2. Loyola Chicago	22	272	12.4
3. Indiana State	23	284	12.3
4. Southern Illinois	22	261	11.9
5. Illinois State	21	239	11.4
6. Drake	23	261	11.3
7. Northern Iowa	22	244	11.1
8. Bradley	21	220	10.5
9. Evansville	22	201	9.1
10. Valparaiso	22	158	7.2

DEFENSIVE REB PCT.	G	D-Reb	Opp. OR	D-Reb%
1. Missouri State	23	628	187	.771
2. Loyola Chicago	22	630	193	.765
3. Illinois State	21	571	199	.742
4. Bradley	21	642	239	.729
5. Drake	23	643	253	.718
6. Northern Iowa	22	598	242	.712
7. Southern Illinois	22	525	219	.706
8. Indiana State	23	555	267	.675
9. Evansville	22	539	311	.634
10. Valparaiso	22	500	289	.634

BLOCKED SHOTS	G	No.	Avg/G
1. Bradley	21	99	4.7
2. Missouri State	23	104	4.5
3. Drake	23	96	4.2
4. Northern Iowa	22	88	4.0
5. Valparaiso	22	83	3.8
6. Southern Illinois	22	77	3.5
7. Indiana State	23	80	3.5
8. Evansville	22	74	3.4
9. Loyola Chicago	22	57	2.6
10. Illinois State	21	37	1.8

STEALS	G	No.	Avg/G
1. Valparaiso	22	232	10.5
2. Drake	23	217	9.4
3. Southern Illinois	22	202	9.2
4. Missouri State	23	206	9.0
5. Indiana State	23	202	8.8
6. Evansville	22	179	8.1
7. Illinois State	21	158	7.5
8. Bradley	21	138	6.6
9. Northern Iowa	22	139	6.3
10. Loyola Chicago	22	134	6.1

ASSIST/TURNOVER RATIO	G	Ast.	Avg.	T/O	Avg.	Ratio
1. Drake	23	513	22.3	405	17.6	1.3
2. Southern Illinois	22	349	15.9	318	14.5	1.1
3. Missouri State	23	360	15.7	345	15.0	1.0
4. Loyola Chicago	22	321	14.6	330	15.0	1.0
5. Bradley	21	292	13.9	323	15.4	0.9
6. Illinois State	21	272	13.0	329	15.7	0.8
7. Valparaiso	22	303	13.8	375	17.0	0.8
8. Northern Iowa	22	272	12.4	342	15.5	0.8
9. Evansville	22	270	12.3	437	19.9	0.6
10. Indiana State	23	242	10.5	406	17.7	0.6

DEFENSIVE REBOUNDS	G	No.	Avg/G
1. Bradley	21	642	30.6
2. Loyola Chicago	22	630	28.6
3. Drake	23	643	28.0
4. Missouri State	23	628	27.3
5. Illinois State	21	571	27.2
6. Northern Iowa	22	598	27.2
7. Evansville	22	539	24.5
8. Indiana State	23	555	24.1
9. Southern Illinois	22	525	23.9
10. Valparaiso	22	500	22.7

OFFENSIVE REB PCT.	G	O-Reb	Opp. DR	O-Reb%
1. Drake	23	261	467	.359
2. Missouri State	23	285	526	.351
3. Loyola Chicago	22	272	534	.337
4. Indiana State	23	284	598	.322
5. Southern Illinois	22	261	556	.319
6. Illinois State	21	239	511	.319
7. Northern Iowa	22	244	553	.306
8. Bradley	21	220	533	.292
9. Evansville	22	201	630	.242
10. Valparaiso	22	158	555	.222



2019-20 Missouri Valley Conference
CONFERENCE BASKETBALL STATISTICS
Through games of Feb 10, 2020 (All games)



3-POINT FG MADE	G	No.	Avg/G
1. Valparaiso	22	193	8.8
2. Drake	23	196	8.5
3. Northern Iowa	22	185	8.4
4. Bradley	21	157	7.5
5. Evansville	22	152	6.9
6. Southern Illinois	22	142	6.5
7. Illinois State	21	128	6.1
8. Missouri State	23	138	6.0
9. Loyola Chicago	22	126	5.7
10. Indiana State	23	107	4.7



2019-20 Missouri Valley Conference
CONFERENCE BASKETBALL STATISTICS
Through games of Feb 10, 2020 (All games)



Team	Conference	Pct.	PF	PA	Overall	Pct.	PF	PA	Current unbeaten streak
Missouri State	10-1	.909	78.3	65.5	20-3	.870	77.9	65.1	Missouri State -- 6
Bradley	8-2	.800	69.4	63.4	17-4	.810	70.9	61.7	Valparaiso -- 2
Drake	8-3	.727	85.7	68.8	16-7	.696	82.8	68.9	Loyola Chicago -- 2
Loyola Chicago	6-5	.545	61.5	61.5	15-7	.682	68.3	62.1	Northern Iowa -- 1
Northern Iowa	6-5	.545	67.2	65.6	14-8	.636	69.0	63.3	Bradley -- 1
Illinois State	5-5	.500	69.1	66.5	13-8	.619	69.3	63.0	
Southern Illinois	5-6	.455	65.1	62.6	13-9	.591	70.7	64.0	
Valparaiso	5-6	.455	67.1	67.6	13-9	.591	67.1	64.9	
Indiana State	1-10	.091	57.9	74.8	3-20	.130	59.7	70.9	
Evansville	0-11	.000	55.5	79.5	3-19	.136	59.2	74.4	

TEAM SUMMARIES	G	PF-PA	Avg score	Margin	FG-FGA	Pct.	3FG-FGA	Pct.	FT-FTA	Pct.	RebF	RebA	Margin
Bradley	21	1488-1295	70.9-61.7	+9.2	519-1220	.425	157-458	.343	293-397	.738	862	772	+4.3
Drake	23	1905-1585	82.8-68.9	+13.9	692-1412	.490	196-560	.350	325-415	.783	904	720	+8.0
Evansville	22	1303-1636	59.2-74.4	-15.1	466-1244	.375	152-538	.283	219-345	.635	740	941	-9.1
Illinois State	21	1455-1323	69.3-63.0	+6.3	536-1242	.432	128-382	.335	255-356	.716	810	710	+4.8
Indiana State	23	1373-1631	59.7-70.9	-11.2	497-1309	.380	107-377	.284	272-446	.610	839	865	-1.1
Loyola Chicago	22	1502-1367	68.3-62.1	+6.1	560-1327	.422	126-390	.323	256-373	.686	902	727	+8.0
Missouri State	23	1792-1498	77.9-65.1	+12.8	641-1422	.451	138-355	.389	372-490	.759	913	713	+8.7
Northern Iowa	22	1519-1393	69.0-63.3	+5.7	511-1271	.402	185-561	.330	312-398	.784	842	795	+2.1
Southern Illinois	22	1555-1409	70.7-64.0	+6.6	582-1326	.439	142-410	.346	249-396	.629	786	775	+0.5
Valparaiso	22	1477-1428	67.1-64.9	+2.2	498-1199	.415	193-571	.338	288-365	.789	658	844	-8.5

ATTENDANCE	Home	Average	Away	Average	Neutral	Average	Total	Average
Bradley	9-10051	1117	8-10807	1351	4-647	162	21-21505	1024
Drake	12-41781	3482	8-17585	2198	3-2012	671	23-61378	2669
Evansville	9-4048	450	13-12115	932	0-0	0	22-16163	735
Illinois State	11-11712	1065	10-10331	1033	0-0	0	21-22043	1050
Indiana State	9-12483	1387	13-11151	858	1-0	0	23-23634	1028
Loyola Chicago	11-7775	707	11-10913	992	0-0	0	22-18688	849
Missouri State	10-26879	2688	13-26987	2076	0-0	0	23-53866	2342
Northern Iowa	10-15902	1590	10-24871	2487	2-250	125	22-41023	1865
Southern Illinois	10-7589	759	11-9577	871	1-151	151	22-17317	787
Valparaiso	11-4286	390	10-17317	1732	1-1857	1857	22-23460	1066
Totals	102-142506	1397	107-151654	1417	12-4917	410	221-299077	1353



2019-20 Missouri Valley Conference
CONFERENCE BASKETBALL STATISTICS
Through games of Feb 10, 2020 (Conference games only)



SCORING OFFENSE	G	W-L	Pts	Avg/G
1. Drake	11	8-3	943	85.7
2. Missouri State	11	10-1	861	78.3
3. Bradley	10	8-2	694	69.4
4. Illinois State	10	5-5	691	69.1
5. Northern Iowa	11	6-5	739	67.2
6. Valparaiso	11	5-6	738	67.1
7. Southern Illinois	11	5-6	716	65.1
8. Loyola Chicago	11	6-5	676	61.5
9. Indiana State	11	1-10	637	57.9
10. Evansville	11	0-11	611	55.5

SCORING DEFENSE	G	Pts	Avg/G
1. Loyola Chicago	11	677	61.5
2. Southern Illinois	11	689	62.6
3. Bradley	10	634	63.4
4. Missouri State	11	721	65.5
5. Northern Iowa	11	722	65.6
6. Illinois State	10	665	66.5
7. Valparaiso	11	744	67.6
8. Drake	11	757	68.8
9. Indiana State	11	823	74.8
10. Evansville	11	874	79.5

SCORING MARGIN	G	Offense	Defense	Margin
1. Drake	11	85.7	68.8	+16.9
2. Missouri State	11	78.3	65.5	+12.7
3. Bradley	10	69.4	63.4	+6.0
4. Illinois State	10	69.1	66.5	+2.6
5. Southern Illinois	11	65.1	62.6	+2.5
6. Northern Iowa	11	67.2	65.6	+1.5
7. Loyola Chicago	11	61.5	61.5	-0.1
8. Valparaiso	11	67.1	67.6	-0.5
9. Indiana State	11	57.9	74.8	-16.9
10. Evansville	11	55.5	79.5	-23.9

FREE THROW PCT	G	FTM	FTA	Pct.
1. Valparaiso	11	126	154	.818
2. Drake	11	192	235	.817
3. Northern Iowa	11	144	189	.762
4. Missouri State	11	193	256	.754
5. Bradley	10	139	188	.739
6. Illinois State	10	122	170	.718
7. Loyola Chicago	11	123	185	.665
8. Indiana State	11	119	198	.601
9. Southern Illinois	11	116	205	.566
10. Evansville	11	91	161	.565

FIELD GOAL PERCENTAGE	G	FGM	FGA	Pct.
1. Drake	11	329	644	.511
2. Bradley	10	246	557	.442
3. Missouri State	11	303	689	.440
4. Valparaiso	11	254	599	.424
5. Illinois State	10	252	599	.421
6. Southern Illinois	11	267	647	.413
7. Loyola Chicago	11	252	613	.411
8. Northern Iowa	11	250	638	.392
9. Indiana State	11	234	615	.380
10. Evansville	11	223	611	.365

FIELD GOAL PCT DEFENSE	G	FGM	FGA	Pct.
1. Drake	11	262	695	.377
2. Bradley	10	228	596	.383
3. Northern Iowa	11	261	671	.389
4. Loyola Chicago	11	265	641	.413
5. Missouri State	11	252	599	.421
6. Illinois State	10	248	588	.422
7. Valparaiso	11	254	589	.431
8. Southern Illinois	11	239	550	.435
9. Evansville	11	312	679	.460
10. Indiana State	11	289	604	.478

3-POINT FG PCT	G	3FGM	3FGA	Pct.
1. Valparaiso	11	104	273	.381
2. Drake	11	93	250	.372
3. Missouri State	11	62	170	.365
4. Illinois State	10	65	193	.337
5. Bradley	10	63	191	.330
6. Northern Iowa	11	95	295	.322
7. Southern Illinois	11	66	208	.317
8. Indiana State	11	50	170	.294
9. Evansville	11	74	263	.281
10. Loyola Chicago	11	49	180	.272

3-POINT FG PCT DEFENSE	G	3FGM	3FGA	Pct.
1. Illinois State	10	61	221	.276
2. Bradley	10	58	203	.286
3. Loyola Chicago	11	67	231	.290
4. Valparaiso	11	71	231	.307
5. Drake	11	81	259	.313
6. Northern Iowa	11	58	175	.331
7. Missouri State	11	76	214	.355
8. Southern Illinois	11	62	169	.367
9. Evansville	11	111	292	.380
10. Indiana State	11	76	198	.384

REBOUNDING OFFENSE	G	Rebounds	Avg/G
1. Northern Iowa	11	438	39.8
2. Drake	11	429	39.0
3. Loyola Chicago	11	425	38.6
4. Missouri State	11	421	38.3
5. Illinois State	10	378	37.8
6. Bradley	10	363	36.3
7. Indiana State	11	370	33.6
8. Southern Illinois	11	360	32.7
9. Evansville	11	345	31.4
10. Valparaiso	11	305	27.7

REBOUNDING DEFENSE	G	Rebounds	Avg/G
1. Drake	11	337	30.6
2. Missouri State	11	338	30.7
3. Loyola Chicago	11	368	33.5
4. Illinois State	10	352	35.2
5. Southern Illinois	11	390	35.5
6. Indiana State	11	394	35.8
7. Valparaiso	11	400	36.4
8. Bradley	10	366	36.6
9. Northern Iowa	11	413	37.5
10. Evansville	11	476	43.3



2019-20 Missouri Valley Conference
CONFERENCE BASKETBALL STATISTICS
Through games of Feb 10, 2020 (Conference games only)



REBOUNDING MARGIN	G	Team	Avg.	Opp.	Avg.	Margin
1. Drake	11	429	39.0	337	30.6	+8.4
2. Missouri State	11	421	38.3	338	30.7	+7.5
3. Loyola Chicago	11	425	38.6	368	33.5	+5.2
4. Illinois State	10	378	37.8	352	35.2	+2.6
5. Northern Iowa	11	438	39.8	413	37.5	+2.3
6. Bradley	10	363	36.3	366	36.6	-0.3
7. Indiana State	11	370	33.6	394	35.8	-2.2
8. Southern Illinois	11	360	32.7	390	35.5	-2.7
9. Valparaiso	11	305	27.7	400	36.4	-8.6
10. Evansville	11	345	31.4	476	43.3	-11.9

ASSISTS	G	No.	Avg/G
1. Drake	11	252	22.9
2. Southern Illinois	11	167	15.2
3. Missouri State	11	166	15.1
4. Valparaiso	11	159	14.5
5. Bradley	10	131	13.1
6. Northern Iowa	11	137	12.5
7. Illinois State	10	116	11.6
8. Loyola Chicago	11	125	11.4
9. Evansville	11	121	11.0
10. Indiana State	11	120	10.9

TURNOVER MARGIN	G	Team	Avg.	Opp.	Avg.	Margin
1. Southern Illinois	11	151	13.7	210	19.1	+5.4
2. Missouri State	11	144	13.1	192	17.5	+4.4
3. Valparaiso	11	195	17.7	229	20.8	+3.1
4. Bradley	10	134	13.4	134	13.4	+0.0
5. Illinois State	10	137	13.7	135	13.5	-0.2
6. Drake	11	197	17.9	182	16.5	-1.4
7. Loyola Chicago	11	171	15.5	155	14.1	-1.5
8. Indiana State	11	192	17.5	169	15.4	-2.1
9. Evansville	11	202	18.4	160	14.5	-3.8
10. Northern Iowa	11	181	16.5	138	12.5	-3.9

OFFENSIVE REBOUNDS	G	No.	Avg/G
1. Missouri State	11	138	12.5
2. Southern Illinois	11	124	11.3
3. Indiana State	11	122	11.1
4. Northern Iowa	11	122	11.1
5. Illinois State	10	104	10.4
6. Drake	11	114	10.4
7. Loyola Chicago	11	114	10.4
8. Evansville	11	89	8.1
9. Bradley	10	80	8.0
10. Valparaiso	11	71	6.5

DEFENSIVE REB PCT.	G	D-Reb	Opp. OR	D-Reb%
1. Missouri State	11	283	78	.784
2. Loyola Chicago	11	311	97	.762
3. Illinois State	10	274	86	.761
4. Bradley	10	283	106	.728
5. Northern Iowa	11	316	120	.725
6. Southern Illinois	11	236	90	.724
7. Drake	11	315	125	.716
8. Indiana State	11	248	107	.699
9. Valparaiso	11	234	127	.648
10. Evansville	11	256	142	.643

BLOCKED SHOTS	G	No.	Avg/G
1. Bradley	10	56	5.6
2. Drake	11	53	4.8
3. Missouri State	11	48	4.4
4. Northern Iowa	11	45	4.1
5. Southern Illinois	11	45	4.1
6. Valparaiso	11	38	3.5
7. Evansville	11	34	3.1
8. Indiana State	11	31	2.8
9. Loyola Chicago	11	30	2.7
10. Illinois State	10	16	1.6

STEALS	G	No.	Avg/G
1. Valparaiso	11	123	11.2
2. Southern Illinois	11	122	11.1
3. Missouri State	11	106	9.6
4. Drake	11	93	8.5
5. Indiana State	11	90	8.2
6. Illinois State	10	67	6.7
7. Evansville	11	71	6.5
8. Loyola Chicago	11	66	6.0
9. Bradley	10	59	5.9
10. Northern Iowa	11	51	4.6

ASSIST/TURNOVER RATIO	G	Ast.	Avg.	T/O	Avg.	Ratio
1. Drake	11	252	22.9	197	17.9	1.3
2. Missouri State	11	166	15.1	144	13.1	1.2
3. Southern Illinois	11	167	15.2	151	13.7	1.1
4. Bradley	10	131	13.1	134	13.4	1.0
5. Illinois State	10	116	11.6	137	13.7	0.8
6. Valparaiso	11	159	14.5	195	17.7	0.8
7. Northern Iowa	11	137	12.5	181	16.5	0.8
8. Loyola Chicago	11	125	11.4	171	15.5	0.7
9. Indiana State	11	120	10.9	192	17.5	0.6
10. Evansville	11	121	11.0	202	18.4	0.6

DEFENSIVE REBOUNDS	G	No.	Avg/G
1. Northern Iowa	11	316	28.7
2. Drake	11	315	28.6
3. Bradley	10	283	28.3
4. Loyola Chicago	11	311	28.3
5. Illinois State	10	274	27.4
6. Missouri State	11	283	25.7
7. Evansville	11	256	23.3
8. Indiana State	11	248	22.5
9. Southern Illinois	11	236	21.5
10. Valparaiso	11	234	21.3

OFFENSIVE REB PCT.	G	O-Reb	Opp. DR	O-Reb%
1. Drake	11	114	212	.350
2. Missouri State	11	138	260	.347
3. Indiana State	11	122	287	.298
4. Loyola Chicago	11	114	271	.296
5. Northern Iowa	11	122	293	.294
6. Southern Illinois	11	124	300	.292
7. Illinois State	10	104	266	.281
8. Bradley	10	80	260	.235
9. Evansville	11	89	334	.210
10. Valparaiso	11	71	273	.206



2019-20 Missouri Valley Conference
CONFERENCE BASKETBALL STATISTICS
Through games of Feb 10, 2020 (Conference games only)



3-POINT FG MADE	G	No.	Avg/G
1. Valparaiso	11	104	9.5
2. Northern Iowa	11	95	8.6
3. Drake	11	93	8.5
4. Evansville	11	74	6.7
5. Illinois State	10	65	6.5
6. Bradley	10	63	6.3
7. Southern Illinois	11	66	6.0
8. Missouri State	11	62	5.6
9. Indiana State	11	50	4.5
10. Loyola Chicago	11	49	4.5



2019-20 Missouri Valley Conference
CONFERENCE BASKETBALL STATISTICS
Through games of Feb 10, 2020 (Conference games only)



Team	Conference	Pct.	PF	PA	Overall	Pct.	PF	PA	Current unbeaten streak
Missouri State	10-1	.909	78.3	65.5	10-1	.909	78.3	65.5	Missouri State -- 6
Bradley	8-2	.800	69.4	63.4	8-2	.800	69.4	63.4	Loyola Chicago -- 2
Drake	8-3	.727	85.7	68.8	8-3	.727	85.7	68.8	Valparaiso -- 2
Northern Iowa	6-5	.545	67.2	65.6	6-5	.545	67.2	65.6	Bradley -- 1
Loyola Chicago	6-5	.545	61.5	61.5	6-5	.545	61.5	61.5	Northern Iowa -- 1
Illinois State	5-5	.500	69.1	66.5	5-5	.500	69.1	66.5	
Valparaiso	5-6	.455	67.1	67.6	5-6	.455	67.1	67.6	
Southern Illinois	5-6	.455	65.1	62.6	5-6	.455	65.1	62.6	
Indiana State	1-10	.091	57.9	74.8	1-10	.091	57.9	74.8	
Evansville	0-11	.000	55.5	79.5	0-11	.000	55.5	79.5	

TEAM SUMMARIES	G	PF-PA	Avg score	Margin	FG-FGA	Pct.	3FG-FGA	Pct.	FT-FTA	Pct.	RebF	RebA	Margin
Bradley	10	694-634	69.4-63.4	+6.0	246-557	.442	63-191	.330	139-188	.739	363	366	-0.3
Drake	11	943-757	85.7-68.8	+16.9	329-644	.511	93-250	.372	192-235	.817	429	337	+8.4
Evansville	11	611-874	55.5-79.5	-23.9	223-611	.365	74-263	.281	91-161	.565	345	476	-11.9
Illinois State	10	691-665	69.1-66.5	+2.6	252-599	.421	65-193	.337	122-170	.718	378	352	+2.6
Indiana State	11	637-823	57.9-74.8	-16.9	234-615	.380	50-170	.294	119-198	.601	370	394	-2.2
Loyola Chicago	11	676-677	61.5-61.5	-0.1	252-613	.411	49-180	.272	123-185	.665	425	368	+5.2
Missouri State	11	861-721	78.3-65.5	+12.7	303-689	.440	62-170	.365	193-256	.754	421	338	+7.5
Northern Iowa	11	739-722	67.2-65.6	+1.5	250-638	.392	95-295	.322	144-189	.762	438	413	+2.3
Southern Illinois	11	716-689	65.1-62.6	+2.5	267-647	.413	66-208	.317	116-205	.566	360	390	-2.7
Valparaiso	11	738-744	67.1-67.6	-0.5	254-599	.424	104-273	.381	126-154	.818	305	400	-8.6

ATTENDANCE	Home	Average	Away	Average	Neutral	Average	Total	Average
Bradley	5-4790	958	5-6623	1325	0-0	0	10-11413	1141
Drake	7-21996	3142	4-5549	1387	0-0	0	11-27545	2504
Evansville	4-1151	288	7-8418	1203	0-0	0	11-9569	870
Illinois State	5-5116	1023	5-5118	1024	0-0	0	10-10234	1023
Indiana State	5-7567	1513	6-5881	980	0-0	0	11-13448	1223
Loyola Chicago	6-2333	389	5-6409	1282	0-0	0	11-8742	795
Missouri State	4-11835	2959	7-8947	1278	0-0	0	11-20782	1889
Northern Iowa	6-8614	1436	5-8614	1723	0-0	0	11-17228	1566
Southern Illinois	5-2148	430	6-7099	1183	0-0	0	11-9247	841
Valparaiso	7-3055	436	4-5947	1487	0-0	0	11-9002	818
Totals	54-68605	1270	54-68605	1270	0-0	0	108-137210	1270



2019-20 Missouri Valley Conference
INDIVIDUAL BASKETBALL STATISTICS
Through games of Feb 10, 2020 (All games)



To be ranked, a player must appear in at least 75.0% of their team's games.

SCORING								REBOUNDING							
	Cl	G	FG	3FG	FT	Pts	Avg/G		Cl	G	Off	Def	Total	Avg/G	
1. Hittner,Becca-DU	Sr	23	127	53	119	426	18.5	1. Franklin,Jasmine-MSU	So	23	55	155	210	9.1	
2. Rhine,Sara-DU	Sr	23	171	12	55	409	17.8	2. Feit,Abby-UE	Fr	22	32	155	187	8.5	
3. Petree, Lasha-BRAD	So	21	117	54	68	356	17.0	3. Brackmann, Chelsea-BRAD	Sr	20	34	132	166	8.3	
4. Willard,Alexa-MSU	Sr	23	147	34	59	387	16.8	4. O'Connor, Abby-LUC	Jr	22	42	136	178	8.1	
5. Wallen, Lexi-ILS	Sr	21	138	4	73	353	16.8	5. Rhine,Sara-DU	Sr	23	39	128	167	7.3	
6. Silvey,Makenzie-SIU	Jr	22	142	50	27	361	16.4	6. Brockmeyer,Abby-SIU	Jr	22	61	97	158	7.2	
7. Maggett, TeTe-ILS	Sr	19	114	29	49	306	16.1	7. Wallen, Lexi-ILS	Sr	21	58	76	134	6.4	
8. Feit,Abby-UE	Fr	22	115	32	44	306	13.9	8. Haack, Gabi-BRAD	Jr	21	41	92	133	6.3	
9. Haack, Gabi-BRAD	Jr	21	88	52	61	289	13.8	9. McChristine,Jamyra-INS	Jr	23	61	82	143	6.2	
10. O'Connor, Abby-LUC	Jr	22	107	35	43	292	13.3	10. Gunnels,Bre-UNI	Jr	22	25	111	136	6.2	
11. Calip,Brice-MSU	Jr	22	77	18	114	286	13.0	11. Maggett, TeTe-ILS	Sr	19	17	98	115	6.1	
12. Rucker, Karli-UNI	Jr	22	99	36	52	286	13.0	12. Gartner,Emily-MSU	Jr	23	33	101	134	5.8	
13. Hales, Grace-Valpo	Sr	22	92	43	54	281	12.8	13. Hittner,Becca-DU	Sr	23	21	109	130	5.7	
14. Martin,Nicole-SIU	Sr	22	110	3	53	276	12.5	14. Stoller, Addison-Valpo	Jr	22	42	80	122	5.5	
15. Stoller, Addison-Valpo	Jr	22	74	25	80	253	11.5	15. Redmond, Juliunn-ILS	Jr	21	29	85	114	5.4	
16. Day, Allison-LUC	So	22	104	0	33	241	11.0	16. Talbot, Megan-ILS	Sr	21	28	86	114	5.4	
17. Franklin,Jasmine-MSU	So	23	99	1	49	248	10.8	17. Martin,Nicole-SIU	Sr	22	42	77	119	5.4	
18. White, Nyjah-BRAD	Jr	21	96	0	28	220	10.5	18. Rice, Ellie-LUC	Jr	22	35	83	118	5.4	
19. Redmond, Juliunn-ILS	Jr	21	80	10	38	208	9.9	19. Poland,Jada-UE	Jr	22	38	75	113	5.1	
20. McChristine,Jamyra-INS	Jr	23	97	0	32	226	9.8	20. White, Nyjah-BRAD	Jr	21	19	86	105	5.0	
21. Brackmann, Chelsea-BRAD	Sr	20	74	0	46	194	9.7								
22. Finley,Kam-UNI	So	20	65	26	35	191	9.6								
23. Brockmeyer,Abby-SIU	Jr	22	73	11	53	210	9.5								
24. Weinman, Carie-Valpo	So	22	80	34	11	205	9.3								
25. Frederick, Shay-Valpo	So	22	65	30	42	202	9.2								
26. Crompton, Mary-ILS	Fr	21	63	50	13	189	9.0								
27. Poland,Jada-UE	Jr	22	80	19	18	197	9.0								
28. Maahs,Megan-UNI	Jr	18	55	8	43	161	8.9								
29. Williams,Del'Janae-INS	Fr	22	65	34	23	187	8.5								
30. Wallace, Tiara-LUC	Sr	22	66	6	47	185	8.4								
31. Nelson,Kristen-SIU	Sr	22	61	26	37	185	8.4								
FIELD GOAL PCT								ASSISTS							
	Cl	G	FGM	FGA	Pct.				Cl	G	No.	Avg/G			
1. Rhine,Sara-DU	Sr	23	171	256	.668	1. Rose,Brenni-DU	Sr	23	121		5.3				
2. Franklin,Jasmine-MSU	So	23	99	170	.582	2. Frederick, Shay-Valpo	So	22	102		4.6				
3. Wallen, Lexi-ILS	Sr	21	138	242	.570	3. Wallace, Tiara-LUC	Sr	22	100		4.5				
4. McChristine,Jamyra-INS	Jr	23	97	187	.519	4. Monahan,Maddie-DU	Jr	23	95		4.1				
5. Poland,Jada-UE	Jr	22	80	156	.513	5. Maggett, TeTe-ILS	Sr	19	78		4.1				
6. Day, Allison-LUC	So	22	104	203	.512	6. Calip,Brice-MSU	Jr	22	90		4.1				
7. Rose,Brenni-DU	Sr	23	74	146	.507	7. Patrick,Brittney-SIU	Sr	22	90		4.1				
8. White, Nyjah-BRAD	Jr	21	96	192	.500	8. Koenig, Tatum-BRAD	So	21	79		3.8				
9. Hales, Grace-Valpo	Sr	22	92	185	.497	9. Rucker,Karli-UNI	Jr	22	76		3.5				
10. Brackmann, Chelsea-BRAD	Sr	20	74	150	.493	10. Nelson,Kristen-SIU	Sr	22	73		3.3				
11. Martin,Nicole-SIU	Sr	22	110	226	.487	11. Newman,Anna-UE	So	22	72		3.3				
12. Brockmeyer,Abby-SIU	Jr	22	73	151	.483	12. Bhinhar,Mya-MSU	So	23	70		3.0				
13. Willard,Alexa-MSU	Sr	23	147	305	.482	13. Collier,Kierra-DU	So	20	58		2.9				
14. Maahs,Megan-UNI	Jr	18	55	116	.474	14. White, Nyjah-BRAD	Jr	21	57		2.7				
15. Silvey,Makenzie-SIU	Jr	22	142	307	.463	15. Negaard,Maggie-DU	So	23	59		2.6				



2019-20 Missouri Valley Conference
INDIVIDUAL BASKETBALL STATISTICS
Through games of Feb 10, 2020 (All games)



FREE THROW PCT		Cl	G	FTM	FTA	Pct.
1.	Hales, Grace-Valpo	Sr	22	54	58	.931
2.	Willard, Alexa-MSU	Sr	23	59	66	.894
3.	Hittner, Becca-DU	Sr	23	119	136	.875
4.	Maahs, Megan-UNI	Jr	18	43	50	.860
5.	Haack, Gabi-BRAD	Jr	21	61	71	.859
6.	Rhine, Sara-DU	Sr	23	55	65	.846
7.	Petree, Lasha-BRAD	So	21	68	82	.829
8.	Stoller, Addison-Valpo	Jr	22	80	97	.825
9.	Gunnels, Bre-UNI	Jr	22	56	68	.824
10.	Rucker, Karli-UNI	Jr	22	52	64	.813
11.	Calip, Brice-MSU	Jr	22	114	143	.797
12.	Maggett, TeTe-ILS	Sr	19	49	62	.790
13.	Wallen, Lexi-ILS	Sr	21	73	102	.716
14.	Franklin, Jasmine-MSU	So	23	49	70	.700
15.	Feit, Abby-UE	Fr	22	44	65	.677

STEALS		Cl	G	No.	Avg/G
1.	Weinman, Carie-Valpo	So	22	45	2.0
2.	Patrick, Brittney-SIU	Sr	22	42	1.9
3.	Wallace, Makayla-UE	So	22	40	1.8
4.	Nelson, Kristen-SIU	Sr	22	39	1.8
	Frederick, Shay-Valpo	So	22	39	1.8
6.	Maggett, TeTe-ILS	Sr	19	33	1.7
7.	Wallace, Tiara-LUC	Sr	22	38	1.7
8.	Williams, Del'Janae-INS	Fr	22	36	1.6
9.	Bhinhar, Mya-MSU	So	23	37	1.6
	Franklin, Jasmine-MSU	So	23	37	1.6
11.	Stoller, Addison-Valpo	Jr	22	35	1.6
	Silvey, Makenzie-SIU	Jr	22	35	1.6
13.	Redmond, Juliann-ILS	Jr	21	33	1.6
14.	Feit, Abby-UE	Fr	22	34	1.5
15.	Petree, Lasha-BRAD	So	21	31	1.5

3-POINT FG PCT		Cl	G	3FG	FGA	Pct.
1.	Willard, Alexa-MSU	Sr	23	34	72	.472
2.	Stoller, Addison-Valpo	Jr	22	25	53	.472
3.	Hales, Grace-Valpo	Sr	22	43	103	.417
4.	Ruffridge, Elle-MSU	Jr	23	33	83	.398
5.	Kroeger, Nicole-UNI	Jr	22	40	102	.392
6.	Crompton, Mary-ILS	Fr	21	50	128	.391
7.	Hittner, Becca-DU	Sr	23	53	136	.390
8.	Gueldner, Sarah Beth-DU	Fr	21	28	73	.384
9.	Monahan, Maddie-DU	Jr	23	24	63	.381
10.	Gonzales, Janae-LUC	So	22	48	128	.375
11.	Silvey, Makenzie-SIU	Jr	22	50	134	.373
12.	Haack, Gabi-BRAD	Jr	21	52	142	.366
13.	Negaard, Maggie-DU	So	23	25	69	.362
14.	Koenig, Tatum-BRAD	So	21	21	58	.362
15.	Rucker, Karli-UNI	Jr	22	36	102	.353

3-POINT FG MADE		Cl	G	3FG	Avg/G
1.	Petree, Lasha-BRAD	So	21	54	2.6
2.	Haack, Gabi-BRAD	Jr	21	52	2.5
3.	Crompton, Mary-ILS	Fr	21	50	2.4
4.	Hittner, Becca-DU	Sr	23	53	2.3
5.	Silvey, Makenzie-SIU	Jr	22	50	2.3
6.	Gonzales, Janae-LUC	So	22	48	2.2
7.	Hales, Grace-Valpo	Sr	22	43	2.0
8.	Kroeger, Nicole-UNI	Jr	22	40	1.8
9.	Rucker, Karli-UNI	Jr	22	36	1.6
10.	O'Connor, Abby-LUC	Jr	22	35	1.6
11.	Williams, Del'Janae-INS	Fr	22	34	1.5
	Weinman, Carie-Valpo	So	22	34	1.5
13.	Maggett, TeTe-ILS	Sr	19	29	1.5
14.	Willard, Alexa-MSU	Sr	23	34	1.5
15.	Feit, Abby-UE	Fr	22	32	1.5

BLOCKED SHOTS		Cl	G	No.	Avg/G
1.	Petree, Lasha-BRAD	So	21	37	1.8
2.	Feit, Abby-UE	Fr	22	35	1.6
3.	Morrison, Caitlin-Valpo	Jr	22	27	1.2
4.	Franklin, Jasmine-MSU	So	23	27	1.2
	Rhine, Sara-DU	Sr	23	27	1.2
	Gartner, Emily-MSU	Jr	23	27	1.2
7.	Wolf, Cynthia-UNI	So	22	22	1.0
8.	Gunnels, Bre-UNI	Jr	22	20	0.9
9.	White, Nyjah-BRAD	Jr	21	18	0.9
10.	Brockmeyer, Abby-SIU	Jr	22	18	0.8
11.	Maahs, Megan-UNI	Jr	18	14	0.8
12.	O'Connor, Abby-LUC	Jr	22	17	0.8
13.	Williams, Del'Janae-INS	Fr	22	16	0.7
14.	Brackmann, Chelsea-BRAD	Sr	20	14	0.7
15.	Marsh, Emily-BRAD	Jr	21	14	0.7
	White, Grace-Valpo	Jr	18	12	0.7

ASSIST/TURNOVER RATIO		Cl	G	Ast.	T/O	Ratio
1.	Calip, Brice-MSU	Jr	22	90	37	2.4
2.	Monahan, Maddie-DU	Jr	23	95	50	1.9
3.	Nelson, Kristen-SIU	Sr	22	73	39	1.9
4.	Frederick, Shay-Valpo	So	22	102	56	1.8
5.	Rose, Brenni-DU	Sr	23	121	68	1.8
6.	Koenig, Tatum-BRAD	So	21	79	50	1.6
7.	Patrick, Brittney-SIU	Sr	22	90	61	1.5
8.	Wallace, Tiara-LUC	Sr	22	100	75	1.3
9.	Bhinhar, Mya-MSU	So	23	70	56	1.3
10.	Rucker, Karli-UNI	Jr	22	76	63	1.2
11.	Newman, Anna-UE	So	22	72	60	1.2
12.	Maggett, TeTe-ILS	Sr	19	78	72	1.1



2019-20 Missouri Valley Conference
INDIVIDUAL BASKETBALL STATISTICS
Through games of Feb 10, 2020 (All games)



OFFENSIVE REBOUNDS	Cl	G	No.	Avg/G
1. Brockmeyer, Abby-SIU	Jr	22	61	2.8
2. Wallen, Lexi-ILS	Sr	21	58	2.8
3. McChristine, Jamyra-INS	Jr	23	61	2.7
4. Franklin, Jasmine-MSU	So	23	55	2.4
5. Haack, Gabi-BRAD	Jr	21	41	2.0
6. Cavey, Kristina-UNI	Jr	22	42	1.9
Martin, Nicole-SIU	Sr	22	42	1.9
Stoller, Addison-Valpo	Jr	22	42	1.9
O'Connor, Abby-LUC	Jr	22	42	1.9
10. Day, Allison-LUC	So	22	40	1.8
11. Poland, Jada-UE	Jr	22	38	1.7
12. Brackmann, Chelsea-BRAD	Sr	20	34	1.7
13. Rhine, Sara-DU	Sr	23	39	1.7
14. Burich, Monica-DU	Sr	22	37	1.7
15. Rice, Ellie-LUC	Jr	22	35	1.6

DEFENSIVE REBOUNDS	Cl	G	No.	Avg/G
1. Feit, Abby-UE	Fr	22	155	7.0
2. Franklin, Jasmine-MSU	So	23	155	6.7
3. Brackmann, Chelsea-BRAD	Sr	20	132	6.6
4. O'Connor, Abby-LUC	Jr	22	136	6.2
5. Rhine, Sara-DU	Sr	23	128	5.6
6. Maggett, TeTe-ILS	Sr	19	98	5.2
7. Gunnels, Bre-UNI	Jr	22	111	5.0
8. Hittner, Becca-DU	Sr	23	109	4.7
9. Brockmeyer, Abby-SIU	Jr	22	97	4.4
10. Gartner, Emily-MSU	Jr	23	101	4.4
11. Haack, Gabi-BRAD	Jr	21	92	4.4
12. White, Nyjah-BRAD	Jr	21	86	4.1
Talbot, Megan-ILS	Sr	21	86	4.1
14. Redmond, Juliunn-ILS	Jr	21	85	4.0
15. Wolf, Cynthia-UNI	So	22	84	3.8

MINUTES PLAYED	Cl	G	No.	Avg/G
1. Feit, Abby-UE	Fr	22	807	36.7
2. O'Connor, Abby-LUC	Jr	22	718	32.6
3. Maggett, TeTe-ILS	Sr	19	619	32.6
4. Koenig, Tatum-BRAD	So	21	678	32.3
5. Haack, Gabi-BRAD	Jr	21	675	32.1
6. Silvey, Makenzie-SIU	Jr	22	702	31.9
7. Hales, Grace-Valpo	Sr	22	688	31.3
8. Petree, Lasha-BRAD	So	21	652	31.0
9. Patrick, Brittney-SIU	Sr	22	678	30.8
10. Weinman, Carrie-Valpo	So	22	668	30.4
11. Wallace, Tiara-LUC	Sr	22	667	30.3
12. Calip, Brice-MSU	Jr	22	664	30.2
13. Willard, Alexa-MSU	Sr	23	689	30.0
14. Nelson, Kristen-SIU	Sr	22	658	29.9
15. Frederick, Shay-Valpo	So	22	650	29.5
16. Pitzer, Sommer-INS	Fr	22	643	29.2
17. Williams, Del'Janae-INS	Fr	22	642	29.2
18. Stoller, Addison-Valpo	Jr	22	640	29.1
19. Rucker, Karli-UNI	Jr	22	632	28.7
20. Saylor, Paige-ILS	Jr	21	599	28.5
21. Crompton, Mary-ILS	Fr	21	580	27.6
Wallen, Lexi-ILS	Sr	21	580	27.6
23. Rice, Ellie-LUC	Jr	22	599	27.2
24. Redmond, Juliunn-ILS	Jr	21	554	26.4
25. Brockmeyer, Abby-SIU	Jr	22	578	26.3
26. Monahan, Maddie-DU	Jr	23	603	26.2
27. White, Nyjah-BRAD	Jr	21	544	25.9
28. Franklin, Jasmine-MSU	So	23	588	25.6
29. Gonzales, Janae-LUC	So	22	560	25.5
30. Brackmann, Chelsea-BRAD	Sr	20	506	25.3



2019-20 Missouri Valley Conference
INDIVIDUAL BASKETBALL STATISTICS
Through games of Feb 10, 2020 (All games)



TEAM IDENTIFICATION	Team ID
Bradley	BRAD
Drake	DU
Evansville	UE
Illinois State	ILS
Indiana State	INS
Loyola Chicago	LUC
Missouri State	MSU
Northern Iowa	UNI
Southern Illinois	SIU
Valparaiso	VALPO



2019-20 Missouri Valley Conference
INDIVIDUAL BASKETBALL STATISTICS
Through games of Feb 10, 2020 (Conference games only)



To be ranked, a player must appear in at least 75.0% of their team's games.

SCORING								REBOUNDING							
	Cl	G	FG	3FG	FT	Pts	Avg/G		Cl	G	Off	Def	Total	Avg/G	
1. Hittner, Becca-DU	Sr	11	65	29	78	237	21.5	1. Franklin, Jasmine-MSU	So	11	29	68	97	8.8	
2. Petree, Lasha-BRAD	So	10	57	23	37	174	17.4	2. Feit, Abby-UE	Fr	11	12	81	93	8.5	
3. Wallen, Lexi-ILS	Sr	10	67	2	34	170	17.0	O'Connor, Abby-LUC	Jr	11	20	73	93	8.5	
4. Rhine, Sara-DU	Sr	11	78	6	21	183	16.6	4. Rhine, Sara-DU	Sr	11	18	72	90	8.2	
5. Willard, Alexa-MSU	Sr	11	66	12	38	182	16.5	5. Brackmann, Chelsea-BRAD	Sr	10	10	60	70	7.0	
6. Maggett, TeTe-ILS	Sr	10	57	19	24	157	15.7	6. Brockmeyer, Abby-SIU	Jr	11	34	41	75	6.8	
7. Silvey, Makenzie-SIU	Jr	11	62	20	16	160	14.5	7. Redmond, Juliunn-ILS	Jr	10	14	54	68	6.8	
8. Hales, Grace-Valpo	Sr	11	48	28	22	146	13.3	8. Gunnels, Bre-UNI	Jr	11	15	58	73	6.6	
9. Haack, Gabi-BRAD	Jr	10	39	22	32	132	13.2	9. McChristine, Jamyra-INS	Jr	11	23	49	72	6.5	
Redmond, Juliunn-ILS	Jr	10	48	8	28	132	13.2	10. Haack, Gabi-BRAD	Jr	10	16	46	62	6.2	
11. Rucker, Karli-UNI	Jr	11	49	18	29	145	13.2	11. Wallen, Lexi-ILS	Sr	10	27	34	61	6.1	
12. Calip, Brice-MSU	Jr	11	34	7	67	142	12.9	12. Hittner, Becca-DU	Sr	11	9	58	67	6.1	
13. Feit, Abby-UE	Fr	11	53	17	18	141	12.8	Wolf, Cynthia-UNI	So	11	12	55	67	6.1	
14. White, Nyjah-BRAD	Jr	10	58	0	11	127	12.7	14. Talbot, Megan-ILS	Sr	10	13	45	58	5.8	
15. Stoller, Addison-Valpo	Jr	11	38	13	44	133	12.1	15. Maggett, TeTe-ILS	Sr	10	8	49	57	5.7	
16. O'Connor, Abby-LUC	Jr	11	47	16	20	130	11.8	16. Rice, Ellie-LUC	Jr	11	15	45	60	5.5	
17. Martin, Nicole-SIU	Sr	11	50	2	18	120	10.9	Stoller, Addison-Valpo	Jr	11	14	46	60	5.5	
18. Frederick, Shay-Valpo	So	11	41	18	19	119	10.8	18. White, Nyjah-BRAD	Jr	10	9	42	51	5.1	
19. McChristine, Jamyra-INS	Jr	11	50	0	18	118	10.7	19. Martin, Nicole-SIU	Sr	11	18	37	55	5.0	
20. Brackmann, Chelsea-BRAD	Sr	10	42	0	23	107	10.7	20. Gartner, Emily-MSU	Jr	11	14	40	54	4.9	
21. Weinman, Carrie-Valpo	So	11	47	14	6	114	10.4								
22. Franklin, Jasmine-MSU	So	11	46	0	20	112	10.2								
23. Wallace, Tiara-LUC	Sr	11	38	4	28	108	9.8								
24. Bracy, Lola-UE		9	33	5	15	86	9.6								
25. Monahan, Maddie-DU	Jr	11	36	8	25	105	9.5								
26. Crompton, Mary-ILS	Fr	10	31	22	9	93	9.3								
27. Mayo, CeCe-INS	Jr	10	30	4	22	86	8.6								
28. Morrison, Caitlin-Valpo	Jr	11	33	15	13	94	8.5								
29. Patrick, Brittney-SIU	Sr	11	34	13	11	92	8.4								
30. Hipp, Abby-MSU	Jr	11	43	2	3	91	8.3								

FIELD GOAL PCT						ASSISTS			
	Cl	G	FGM	FGA	Pct.		Cl	G	No. Avg/G
1. Rhine, Sara-DU	Sr	11	78	114	.684	1. Frederick, Shay-Valpo	So	11	58 5.3
2. Hipp, Abby-MSU	Jr	11	43	79	.544	2. Monahan, Maddie-DU	Jr	11	57 5.2
3. Franklin, Jasmine-MSU	So	11	46	85	.541	3. Rose, Brenni-DU	Sr	11	56 5.1
4. Hales, Grace-Valpo	Sr	11	48	90	.533	4. Calip, Brice-MSU	Jr	11	53 4.8
5. White, Nyjah-BRAD	Jr	10	58	109	.532	5. Wallace, Tiara-LUC	Sr	11	51 4.6
6. Wallen, Lexi-ILS	Sr	10	67	126	.532	6. Koenig, Tatum-BRAD	So	10	42 4.2
7. Monahan, Maddie-DU	Jr	11	36	68	.529	7. Rucker, Karli-UNI	Jr	11	43 3.9
8. Brackmann, Chelsea-BRAD	Sr	10	42	80	.525	8. Maggett, TeTe-ILS	Sr	10	38 3.8
9. McChristine, Jamyra-INS	Jr	11	50	100	.500	9. Patrick, Brittney-SIU	Sr	11	41 3.7
10. Mayo, CeCe-INS	Jr	10	30	61	.492	10. Nelson, Kristen-SIU	Sr	11	35 3.2
11. Hittner, Becca-DU	Sr	11	65	133	.489	11. White, Nyjah-BRAD	Jr	10	30 3.0
12. Wallace, Tiara-LUC	Sr	11	38	79	.481	12. Negaard, Maggie-DU	So	11	31 2.8
13. Willard, Alexa-MSU	Sr	11	66	140	.471	13. Williams, Del'Janae-INS	Fr	11	28 2.5
14. Martin, Nicole-SIU	Sr	11	50	107	.467	14. Hittner, Becca-DU	Sr	11	27 2.5
15. Morrison, Caitlin-Valpo	Jr	11	33	72	.458	Stoller, Addison-Valpo	Jr	11	27 2.5



2019-20 Missouri Valley Conference
INDIVIDUAL BASKETBALL STATISTICS
Through games of Feb 10, 2020 (Conference games only)



FREE THROW PCT	Cl	G	FTM	FTA	Pct.
1. Haack, Gabi-BRAD	Jr	10	32	33	.970
2. Hittner, Becca-DU	Sr	11	78	85	.918
3. Hales, Grace-Valpo	Sr	11	22	24	.917
4. Redmond, Juliunn-ILS	Jr	10	28	31	.903
5. Stoller, Addison-Valpo	Jr	11	44	49	.898
6. Willard, Alexa-MSU	Sr	11	38	43	.884
7. Petree, Lasha-BRAD	So	10	37	44	.841
8. Rucker, Karli-UNI	Jr	11	29	35	.829
9. Calip, Brice-MSU	Jr	11	67	83	.807
10. Gunnels, Bre-UNI	Jr	11	29	36	.806
11. Maggett, TeTe-ILS	Sr	10	24	31	.774
12. Monahan, Maddie-DU	Jr	11	25	33	.758
13. Wallen, Lexi-ILS	Sr	10	34	47	.723
14. Mayo, CeCe-INS	Jr	10	22	31	.710
15. Wallace, Tiara-LUC	Sr	11	28	41	.683

STEALS	Cl	G	No.	Avg/G
1. Weinman, Carie-Valpo	So	11	29	2.6
2. Patrick, Brittney-SIU	Sr	11	27	2.5
3. Nelson, Kristen-SIU	Sr	11	24	2.2
4. Frederick, Shay-Valpo	So	11	23	2.1
5. Stoller, Addison-Valpo	Jr	11	20	1.8
6. Hittner, Becca-DU	Sr	11	20	1.8
7. Maggett, TeTe-ILS	Sr	10	18	1.8
8. Wallace, Tiara-LUC	Sr	11	19	1.7
9. Feit, Abby-UE	Fr	11	19	1.7
10. Bhinhar, Mya-MSU	So	11	18	1.6
11. Silvey, Makenzie-SIU	Jr	11	18	1.6
12. Franklin, Jasmine-MSU	So	11	18	1.6
13. Redmond, Juliunn-ILS	Jr	10	15	1.5
14. Wilson, Sydney-MSU	So	11	16	1.5
15. Calip, Brice-MSU	Jr	11	16	1.5
16. Morrison, Caitlin-Valpo	Jr	11	16	1.5
17. McChristine, Jamyra-INS	Jr	11	16	1.5

3-POINT FG PCT	Cl	G	3FG	FGA	Pct.
1. Stoller, Addison-Valpo	Jr	11	13	22	.591
2. Hales, Grace-Valpo	Sr	11	28	53	.528
3. Hittner, Becca-DU	Sr	11	29	64	.453
4. Willard, Alexa-MSU	Sr	11	12	27	.444
5. Haack, Gabi-BRAD	Jr	10	22	54	.407
6. Kroeger, Nicole-UNI	Jr	11	23	58	.397
7. Gueldner, Sarah Beth-DU	Fr	11	15	38	.395
8. Crompton, Mary-ILS	Fr	10	22	59	.373
9. Ruffridge, Elle-MSU	Jr	11	14	38	.368
10. Frederick, Shay-Valpo	So	11	18	49	.367
11. Patrick, Brittney-SIU	Sr	11	13	36	.361
12. McCallister, Payton-SIU	So	11	11	31	.355
13. Rucker, Karli-UNI	Jr	11	18	51	.353
14. Negaard, Maggie-DU	So	11	12	35	.343
15. Elder, Jasmine-INS	Fr	11	13	38	.342

3-POINT FG MADE	Cl	G	3FG	Avg/G
1. Hittner, Becca-DU	Sr	11	29	2.6
2. Hales, Grace-Valpo	Sr	11	28	2.5
3. Petree, Lasha-BRAD	So	10	23	2.3
4. Crompton, Mary-ILS	Fr	10	22	2.2
5. Haack, Gabi-BRAD	Jr	10	22	2.2
6. Kroeger, Nicole-UNI	Jr	11	23	2.1
7. Maggett, TeTe-ILS	Sr	10	19	1.9
8. Silvey, Makenzie-SIU	Jr	11	20	1.8
9. Frederick, Shay-Valpo	So	11	18	1.6
10. Rucker, Karli-UNI	Jr	11	18	1.6
11. Feit, Abby-UE	Fr	11	17	1.5
12. Williams, Del'Janae-INS	Fr	11	17	1.5
13. Gonzales, Janae-LUC	So	11	16	1.5
14. O'Connor, Abby-LUC	Jr	11	16	1.5
15. Morrison, Caitlin-Valpo	Jr	11	15	1.4
16. Gueldner, Sarah Beth-DU	Fr	11	15	1.4

BLOCKED SHOTS	Cl	G	No.	Avg/G
1. Petree, Lasha-BRAD	So	10	25	2.5
2. Rhine, Sara-DU	Sr	11	20	1.8
3. Gartner, Emily-MSU	Jr	11	16	1.5
4. Wolf, Cynthia-UNI	So	11	16	1.5
5. Feit, Abby-UE	Fr	11	16	1.5
6. Morrison, Caitlin-Valpo	Jr	11	12	1.1
7. Brockmeyer, Abby-SIU	Jr	11	12	1.1
8. Franklin, Jasmine-MSU	So	11	11	1.0
9. White, Nyjah-BRAD	Jr	10	10	1.0
10. O'Connor, Abby-LUC	Jr	11	9	0.8
11. Nelson, Kristen-SIU	Sr	11	9	0.8
12. Burich, Monica-DU	Sr	11	8	0.7
13. Gunnels, Bre-UNI	Jr	11	8	0.7
14. Wallace, Tiara-LUC	Sr	11	8	0.7
15. Martin, Nicole-SIU	Sr	11	8	0.7

ASSIST/TURNOVER RATIO	Cl	G	Ast.	T/O	Ratio
1. Calip, Brice-MSU	Jr	11	53	17	3.1
2. Monahan, Maddie-DU	Jr	11	57	28	2.0
3. Frederick, Shay-Valpo	So	11	58	30	1.9
4. Koenig, Tatum-BRAD	So	10	42	23	1.8
5. Rose, Brenni-DU	Sr	11	56	31	1.8
6. Patrick, Brittney-SIU	Sr	11	41	26	1.6
7. Nelson, Kristen-SIU	Sr	11	35	24	1.5
8. Wallace, Tiara-LUC	Sr	11	51	36	1.4
9. Rucker, Karli-UNI	Jr	11	43	31	1.4
10. Maggett, TeTe-ILS	Sr	10	38	29	1.3
11. White, Nyjah-BRAD	Jr	10	30	25	1.2



2019-20 Missouri Valley Conference
INDIVIDUAL BASKETBALL STATISTICS
Through games of Feb 10, 2020 (Conference games only)



OFFENSIVE REBOUNDS	Cl	G	No.	Avg/G
1. Brockmeyer, Abby-SIU	Jr	11	34	3.1
2. Wallen, Lexi-ILS	Sr	10	27	2.7
3. Franklin, Jasmine-MSU	So	11	29	2.6
4. McChristine, Jamyra-INS	Jr	11	23	2.1
5. Cavey, Kristina-UNI	Jr	11	22	2.0
6. Hipp, Abby-MSU	Jr	11	21	1.9
7. O'Connor, Abby-LUC	Jr	11	20	1.8
8. Rhine, Sara-DU	Sr	11	18	1.6
Martin, Nicole-SIU	Sr	11	18	1.6
10. Haack, Gabi-BRAD	Jr	10	16	1.6
11. Wooldridge, Allie-DU	So	11	17	1.5
12. Mayo, CeCe-INS	Jr	10	15	1.5
13. Redmond, Juliunn-ILS	Jr	10	14	1.4
14. Willard, Alexa-MSU	Sr	11	15	1.4
Day, Allison-LUC	So	11	15	1.4
Burich, Monica-DU	Sr	11	15	1.4
Gunnels, Bre-UNI	Jr	11	15	1.4
Rice, Ellie-LUC	Jr	11	15	1.4

DEFENSIVE REBOUNDS	Cl	G	No.	Avg/G
1. Feit, Abby-UE	Fr	11	81	7.4
2. O'Connor, Abby-LUC	Jr	11	73	6.6
3. Rhine, Sara-DU	Sr	11	72	6.5
4. Franklin, Jasmine-MSU	So	11	68	6.2
5. Brackmann, Chelsea-BRAD	Sr	10	60	6.0
6. Redmond, Juliunn-ILS	Jr	10	54	5.4
7. Hittner, Becca-DU	Sr	11	58	5.3
Gunnels, Bre-UNI	Jr	11	58	5.3
9. Wolf, Cynthia-UNI	So	11	55	5.0
10. Maggett, TeTe-ILS	Sr	10	49	4.9
11. Haack, Gabi-BRAD	Jr	10	46	4.6
12. Talbot, Megan-ILS	Sr	10	45	4.5
13. McChristine, Jamyra-INS	Jr	11	49	4.5
14. White, Nyjah-BRAD	Jr	10	42	4.2
15. Stoller, Addison-Valpo	Jr	11	46	4.2

MINUTES PLAYED	Cl	G	No.	Avg/G
1. Feit, Abby-UE	Fr	11	400	36.4
2. Koenig, Tatum-BRAD	So	10	334	33.4
3. Weinman, Carrie-Valpo	So	11	366	33.3
4. O'Connor, Abby-LUC	Jr	11	365	33.2
5. Maggett, TeTe-ILS	Sr	10	328	32.8
Haack, Gabi-BRAD	Jr	10	328	32.8
7. Silvey, Makenzie-SIU	Jr	11	356	32.4
8. Rucker, Karli-UNI	Jr	11	354	32.2
9. Hales, Grace-Valpo	Sr	11	353	32.1
10. Patrick, Brittney-SIU	Sr	11	348	31.6
11. Crompton, Mary-ILS	Fr	10	313	31.3
12. Petree, Lasha-BRAD	So	10	311	31.1
13. Pitzer, Sommer-INS	Fr	11	335	30.5
14. Frederick, Shay-Valpo	So	11	334	30.4
15. Nelson, Kristen-SIU	Sr	11	332	30.2
Wallace, Tiara-LUC	Sr	11	332	30.2
17. Stoller, Addison-Valpo	Jr	11	325	29.5
18. Calip, Brice-MSU	Jr	11	324	29.5
Willard, Alexa-MSU	Sr	11	324	29.5
20. Brackmann, Chelsea-BRAD	Sr	10	292	29.2
21. Saylor, Paige-ILS	Jr	10	290	29.0
22. Williams, Del'Janae-INS	Fr	11	311	28.3
23. White, Nyjah-BRAD	Jr	10	282	28.2
24. Rice, Ellie-LUC	Jr	11	310	28.2
25. Monahan, Maddie-DU	Jr	11	308	28.0
26. Wallen, Lexi-ILS	Sr	10	275	27.5
27. Redmond, Juliunn-ILS	Jr	10	274	27.4
28. Bracy, Lola-UE		9	240	26.7
29. Kroeger, Nicole-UNI	Jr	11	289	26.3
30. McChristine, Jamyra-INS	Jr	11	286	26.0



2019-20 Missouri Valley Conference
INDIVIDUAL BASKETBALL STATISTICS
Through games of Feb 10, 2020 (Conference games only)



TEAM IDENTIFICATION	Team ID
Bradley	BRAD
Drake	DU
Evansville	UE
Illinois State	ILS
Indiana State	INS
Loyola Chicago	LUC
Missouri State	MSU
Northern Iowa	UNI
Southern Illinois	SIU
Valparaiso	VALPO



2019-20 Missouri Valley Conference
Conference Team Highs
Through games of Feb 10, 2020 (All games)



TEAM HIGHS (highest totals made by)

Points	111	Missouri State vs William Jewell (12-31-19)
	108	Drake vs Evansville (01-19-20)
	105	Drake vs Indiana State (01-17-20)
	104	Drake vs Northern Iowa (01-03-20)
	103	Southern Illinois at SIUE (11-08-19)
	103	Drake vs Waldorf (12-05-19)
Margin	85 (103-18)	Drake vs Waldorf (12-05-19)
	72 (111-39)	Missouri State vs William Jewell (12-31-19)
	64 (108-44)	Drake vs Evansville (01-19-20)
	62 (101-39)	Bradley vs Eureka (11-16-19)
	46 (95-49)	Valparaiso vs Chicago State (12-28-19)
Field goals made	41	Bradley vs Eureka (11-16-19)
	41	Drake vs Waldorf (12-05-19)
	41	Missouri State vs William Jewell (12-31-19)
	37	Drake at South Dakota (11-13-19)
	37	Missouri State at Oklahoma (11-14-19)
	37	Loyola Chicago at Chicago State (11-19-19)
	37	Drake vs Northern Iowa (01-03-20)
Field goal attempts	82	Evansville vs Brescia (11-05-19)
	77	Drake at South Dakota (11-13-19)
	75	Bradley vs Eureka (11-16-19)
	73	Illinois State vs Truman State (11-05-19)
	73	Drake vs Waldorf (12-05-19)
Field goal percentage	.639 (23-36)	Evansville at Austin Peay (11-21-19)
	.635 (33-52)	Drake vs Southern Illinois (02-07-20)
	.621 (41-66)	Missouri State vs William Jewell (12-31-19)
	.600 (33-55)	Drake vs Valparaiso (01-31-20)
	.600 (27-45)	Drake at Southern Illinois (01-12-20)
3-Pt FG made	16	Drake vs Evansville (01-19-20)
	15	Drake vs Iowa State (11-10-19)
	15	Northern Iowa at Missouri (11-13-19)
	15	Drake vs Southern Illinois (02-07-20)
	14	Bradley vs Eureka (11-16-19)
	14	Northern Iowa at Drake (01-03-20)
	14	Valparaiso vs Missouri State (01-05-20)
	14	Valparaiso at Evansville (01-12-20)
	14	Valparaiso vs Evansville (02-06-20)
3-Pt FG attempts	42	Northern Iowa at Missouri (11-13-19)
	40	Evansville vs Brescia (11-05-19)
	37	Northern Iowa vs Evansville (01-17-20)
	37	Drake vs Evansville (01-19-20)
	36	Evansville at SIUE (11-13-19)
3-Pt percentage	.700 (7-10)	Evansville at Austin Peay (11-21-19)
	.636 (14-22)	Valparaiso vs Missouri State (01-05-20)
	.600 (15-25)	Drake vs Southern Illinois (02-07-20)
	.588 (10-17)	Northern Iowa vs North Dakota State (11-06-19)
	.579 (11-19)	Illinois State vs Jackson State (12-19-19)
Free throws made	38	Drake vs Indiana State (01-17-20)
	29	Bradley vs Miami (OH) (11-23-19)
	29	Northern Iowa vs Southern Illinois (02-09-20)
	28	Missouri State at Valparaiso (01-05-20)
	27	Northern Iowa vs North Dakota State (11-06-19)
	27	Valparaiso vs Bowling Green (11-24-19)
Free throw attempts	47	Drake vs Indiana State (01-17-20)
	38	Bradley vs Miami (OH) (11-23-19)

	36	Missouri State at Valparaiso (01-05-20)
	33	Indiana State vs SEMO (12-21-19)
	33	Illinois State vs Indiana State (01-03-20)
	33	Northern Iowa vs Southern Illinois (02-09-20)
Free throw percentage	1.000 (17-17)	Missouri State at Minnesota (11-05-19)
	1.000 (15-15)	Missouri State vs Illinois State (02-02-20)
	1.000 (12-12)	Valparaiso at Northern Iowa (02-02-20)
	1.000 (11-11)	Drake vs Waldorf (12-05-19)
	.944 (17-18)	Northern Iowa at Iowa State (12-22-19)
	.944 (17-18)	Valparaiso vs Indiana State (02-08-20)
Rebounds	63	Bradley vs Eureka (11-16-19)
	59	Bradley at Western Illinois (11-20-19)
	57	Drake at Northern Illinois (12-29-19)
	56	Loyola Chicago at Detroit Mercy (11-05-19)
	56	Loyola Chicago at Kansas City (11-22-19)
	56	Missouri State vs William Jewell (12-31-19)
Assists	33	Drake vs Waldorf (12-05-19)
	32	Bradley vs Eureka (11-16-19)
	31	Loyola Chicago at Chicago State (11-19-19)
	31	Drake vs Valparaiso (01-31-20)
	28	Drake vs Indiana State (01-17-20)
	28	Drake vs Evansville (01-19-20)
Steals	25	Drake vs Waldorf (12-05-19)
	21	Valparaiso at Evansville (01-12-20)
	19	Southern Illinois at Drake (02-07-20)
	18	Valparaiso vs UIC (12-15-19)
	16	Evansville vs Brescia (11-05-19)
	16	Southern Illinois vs Drake (01-12-20)
	16	Southern Illinois vs Bradley (02-02-20)
	16	Indiana State at Loyola Chicago (02-06-20)
Blocked shots	15	Missouri State vs William Jewell (12-31-19)
	12	Drake vs Waldorf (12-05-19)
	10	Indiana State vs Northern Kentucky (12-16-19)
	9	Indiana State at UIC (11-19-19)
	9	Northern Iowa at Omaha (12-10-19)
	9	Valparaiso vs Chicago State (12-28-19)
	9	Bradley vs Evansville (01-03-20)
	9	Southern Illinois vs Northern Iowa (01-10-20)
	9	Drake vs Indiana State (01-17-20)
	9	Valparaiso at Northern Iowa (02-02-20)
Turnovers	33	Evansville at Austin Peay (11-21-19)
	31	Evansville vs Eastern Illinois (11-19-19)
	31	Indiana State at Valparaiso (02-08-20)
	28	Loyola Chicago vs DePaul (12-20-19)
	27	Northern Iowa at Wichita State (11-09-19)
	27	Drake at Southern Illinois (01-12-20)
	27	Evansville vs Valparaiso (01-12-20)
Fouls	35	Indiana State at Western Illinois (11-14-19)
	33	Indiana State at Kansas (11-07-19)
	33	Indiana State at Drake (01-17-20)
	32	Evansville at SEMO (11-10-19)
	31	Drake at South Dakota (11-13-19)
	31	Valparaiso vs Bowling Green (11-24-19)



2019-20 Missouri Valley Conference
Conference Individual Highs
Through games of Feb 10, 2020 (All games)



INDIVIDUAL PLAYER GAME HIGHS

Points	37	Hittner,Becca (Drake) vs Northern Iowa (01-03-20)
	36	Petree, Lasha (Bradley) vs Indiana State (01-05-20)
	33	Maggett, TeTe (Illinois State) vs Western Illinois (12-04-19)
	31	Hittner,Becca (Drake) vs Southern Illinois (02-07-20)
	31	Rhine,Sara (Drake) vs Missouri State (02-09-20)
Field goals made	13	Feit,Abby (Evansville) vs Brescia (11-05-19)
	13	Petree, Lasha (Bradley) vs Indiana State (01-05-20)
	13	Rhine,Sara (Drake) vs Missouri State (02-09-20)
	12	Willard,Alexa (Missouri State) vs Texas A&M-CC (11-08-19)
	12	Willard,Alexa (Missouri State) at Oklahoma (11-14-19)
	12	Maggett, TeTe (Illinois State) vs Western Illinois (12-04-19)
Field goal attempts	23	Feit,Abby (Evansville) vs Brescia (11-05-19)
	22	Maggett, TeTe (Illinois State) vs Truman State (11-05-19)
	22	Petree, Lasha (Bradley) vs George Mason (11-29-19)
	21	Willard,Alexa (Missouri State) at Oklahoma (11-14-19)
	21	Silvey,Makenzie (Southern Illinois) vs Memphis (11-20-19)
	21	Maggett, TeTe (Illinois State) vs Western Illinois (12-04-19)
	21	Petree, Lasha (Bradley) vs North Dakota State (12-05-19)
Field goal percentage	1.000 (8-8)	Rhine,Sara (Drake) vs Northern Iowa (01-03-20)
	.917 (11-12)	Franklin,Jasmine (Missouri State) vs Kansas City (12-01-19)
	.889 (8-9)	Rhine,Sara (Drake) vs Southern Illinois (02-07-20)
	.800 (8-10)	Koenig, Tatum (Bradley) vs Jackson State (12-10-19)
	.800 (8-10)	Wallen, Lexi (Illinois State) at Valparaiso (01-17-20)
3-Pt FG made	9	Gonzales, Janae (Loyola Chicago) at Detroit Mercy (11-05-19)
	7	Gonzales, Janae (Loyola Chicago) at Eastern Illinois (11-13-19)
	7	Hittner,Becca (Drake) vs Southern Illinois (02-07-20)
	6	Ruffridge,Elle (Missouri State) vs Texas A&M-CC (11-08-19)
	6	Silvey,Makenzie (Southern Illinois) at SIUE (11-08-19)
	6	Rucker,Karli (Northern Iowa) at Missouri (11-13-19)
	6	Weinman, Carie (Valparaiso) at Toledo (11-27-19)
	6	Petree, Lasha (Bradley) vs North Dakota State (12-05-19)
	6	Rucker,Karli (Northern Iowa) vs Evansville (01-17-20)
	6	Crompton, Mary (Illinois State) at Missouri State (02-02-20)
	6	Hales, Grace (Valparaiso) vs Evansville (02-06-20)
3-Pt FG attempts	15	Petree, Lasha (Bradley) vs George Mason (11-29-19)
	14	Petree, Lasha (Bradley) vs North Dakota State (12-05-19)
	13	Gonzales, Janae (Loyola Chicago) at Detroit Mercy (11-05-19)
	12	Haack, Gabi (Bradley) at Michigan (11-10-19)
	12	Gonzales, Janae (Loyola Chicago) at Eastern Illinois (11-13-19)
	12	Griffin,A'Niah (Evansville) at SIUE (11-13-19)
	12	Williams,Del'Janae (Indiana State) at UIC (11-19-19)
	12	Haack, Gabi (Bradley) vs Jackson State (12-10-19)
3-Pt percentage	.692 (9-13)	Gonzales, Janae (Loyola Chicago) at Detroit Mercy (11-05-19)
Free throws made	18	Hittner,Becca (Drake) vs Northern Iowa (01-03-20)
	13	Frederick, Shay (Valparaiso) vs Bowling Green (11-24-19)
	13	Maahs,Megan (Northern Iowa) vs Southern Illinois (02-09-20)
	12	Hittner,Becca (Drake) at Missouri State (01-10-20)
	11	Rice, Ellie (Loyola Chicago) at Portland (12-01-19)
	11	Calip,Brice (Missouri State) at Valparaiso (01-05-20)
	11	Hittner,Becca (Drake) at Bradley (01-26-20)
Free throw attempts	18	Hittner,Becca (Drake) vs Northern Iowa (01-03-20)
	15	Rice, Ellie (Loyola Chicago) at Portland (12-01-19)
	15	Hittner,Becca (Drake) at Bradley (01-26-20)
	14	Frederick, Shay (Valparaiso) vs Bowling Green (11-24-19)
	14	Calip,Brice (Missouri State) at Valparaiso (01-05-20)

Free throw percentage	14	Maahs,Megan (Northern Iowa) vs Southern Illinois (02-09-20)
	1.000 (18-18)	Hittner,Becca (Drake) vs Northern Iowa (01-03-20)
	1.000 (10-10)	Cavey,Kristina (Northern Iowa) at Iowa State (12-22-19)
	1.000 (8-8)	Bhinhar,Mya (Missouri State) at Oklahoma (11-14-19)
	1.000 (8-8)	Hittner,Becca (Drake) vs Western Illinois (11-24-19)
	1.000 (8-8)	Hittner,Becca (Drake) at Southern Illinois (01-12-20)
	1.000 (8-8)	Haack, Gabi (Bradley) vs Drake (01-26-20)
Rebounds	1.000 (8-8)	Hittner,Becca (Drake) vs Southern Illinois (02-07-20)
	18	Feit,Abby (Evansville) vs Brescia (11-05-19)
	18	Brackmann, Chelsea (Bradley) vs Miami (OH) (11-23-19)
	14	O'Connor, Abby (Loyola Chicago) at Detroit Mercy (11-05-19)
	14	McChristine,Jamyra (Indiana State) at Murray State (12-07-19)
	14	Feit,Abby (Evansville) at Illinois State (01-05-20)
	14	Brackmann, Chelsea (Bradley) vs Northern Iowa (01-24-20)
Assists	11	Rose,Brenni (Drake) vs Valparaiso (01-31-20)
	10	Rose,Brenni (Drake) at South Dakota (11-13-19)
	10	Verano, Violeta (Bradley) vs Eureka (11-16-19)
	9	Rose,Brenni (Drake) vs South Dakota St. (11-08-19)
	9	Maggett, TeTe (Illinois State) vs UT-Martin (11-30-19)
	9	Wallace, Tiara (Loyola Chicago) vs DePaul (12-20-19)
	9	Rose,Brenni (Drake) vs Indiana State (01-17-20)
Steals	7	Williams,Del'Janae (Indiana State) at UIC (11-19-19)
	7	Wallace,Makayla (Evansville) vs Murray State (12-03-19)
	6	Frederick, Shay (Valparaiso) at Evansville (01-12-20)
	6	Weinman, Carie (Valparaiso) at Evansville (01-12-20)
	6	Patrick,Brittney (Southern Illinois) vs Bradley (02-02-20)
Blocked shots	6	Echi,LeAndra (Indiana State) at UIC (11-19-19)
	6	Mertz,Mya (Drake) vs Waldorf (12-05-19)
	6	Morrison, Caitlin (Valparaiso) vs Chicago State (12-28-19)
	6	Petree, Lasha (Bradley) vs Illinois State (01-10-20)
	6	Rhine,Sara (Drake) vs Indiana State (01-17-20)
	6	Morrison, Caitlin (Valparaiso) at Northern Iowa (02-02-20)
Turnovers	9	Lola Bracy (Evansville) at Northern Iowa (01-17-20)
	8	Petree, Lasha (Bradley) vs Eureka (11-16-19)
	8	Maggett, TeTe (Illinois State) at Illinois (11-16-19)
	8	Bhinhar,Mya (Missouri State) at Gonzaga (12-20-19)
	8	Bracy, Lola (Evansville) at Bradley (01-03-20)
	8	Stoller, Addison (Valparaiso) vs Illinois State (01-17-20)
	8	Feit,Abby (Evansville) at Drake (01-19-20)