2020-21

WOMEN'S BASKETBALL MEDIA GUIDE

THE VALLEY®
MISSOURI VALLEY CONFERENCE

Bradley Braves

1501 W. Bradley Ave.
Renaissance Coliseum
Peoria, IL 61625
Press Row: (309) 256.4379

AD: Dr. Chris Reynolds
Coach: Andrea Gorski
(309) 677.4557

WBB SID: Jim Rea
Email: jrea@bradley.edu
Office: (309) 677.3869
Cell: (309) 256.4379

Loyola Ramblers

6526 N. Winthrop Avenue
Chicago, IL 60626
Press Row: (773) 274.3550

AD: Steve Watson
Coach: Kate Achter
(773) 508-2755

WBB SID: Ryan Haley
Email: jhaley2@luc.edu
Office: (773) 508.2557
Cell: (319) 330.3262

Drake Bulldogs

27th & Forest (Knapp Center)
Des Moines, IA 50311
Press Row: (515) 271.4878

AD: Brian Hardin
Coach: Jennie Baranczyk
(515) 271.2165

WBB SID: John Meyer
Email: john.meyer@drake.edu
Office: (515) 271.3740
Cell: (515) 770.4190

Missouri State Lady Bears

901 South National
Springfield, MO 65897
Press Row: (417) 836.8145

AD: Kyle Moats
Coach: Amaka Agugua-Hamilton
(417) 836.4136

WBB SID: Ben Adamson
Email: benadamson@missouristate.edu
Office: (417) 836.4584
Cell: (405) 742.7585

Evansville Purple Aces

1800 Lincoln Ave.
Evansville, IN 47722
Press Row: (812) 471.8043

AD: Mark Spencer
Coach: Matt Ruffing
(812) 488.2289

WBB SID: Michael Robertson
Email: mr328@evansville.edu
Office: (812) 488.2238
Cell: (812) 470.0289

UNI Panthers

NW Upper UNI-Dome
Cedar Falls, IA 50614
Press Row: (319) 273.4121

AD: David Harris
Coach: Tanya Warren
(319) 273.6464

WBB SID: Jerek Wolcott
Email: jerek.wolcott@uni.edu
Office: (319) 273.5456
Cell: (406) 422.7581

Illinois State Redbirds

203A Horton Field House, Campus Box 7130
Normal, IL 61790
Press Row: (309) 438.5950

AD: Larry Lyons
Coach: Kristen Gillespie
(309) 438.2567

WBB SID: Lauri Riddell
Email: lriddel@ilstu.edu
Office: (309) 438.3802
Cell: (847) 302-8377

Southern Illinois Salukis

118 Lingle Hall, Mailcode 6620
Carbondale, IL 62901
Press Row: (618) 453.7236

AD: Liz Jarnigan
Coach: Cindy Stein
(618) 453.5448

WBB SID: Will Becque
Email: william.becque@siu.edu
Office: (618) 453.5470
Cell: (618) 559.2624

Indiana State Sycamores

401 N. 4th Street
Terre Haute, IN 47809
Press Row: (812) 237.3654

AD: Sherard Clinkscales
Coach: Vicki Hall
(812) 237.8357

WBB SID: Andrew Hile
Email: Andrew.Hile@indstate.edu
Office: (812) 237.4159
Cell: (317) 697.7939

Valparaiso Crusaders

1700 Chapel Drive
Valparaiso, IN 46383
Press Row: (219) 548.1502

AD: Mark LaBarbera
Coach: Mary Evans
(219) 464.5238

WBB SID: Aaron Leavitt
Email: aaron.leavitt@valpo.edu
Office: (219) 464.6953
Cell: (219) 476.6680

MISSOURI VALLEY CONFERENCE
1818 Chouteau Avenue
St. Louis, MO 63103

Office Phone: (314) 444.4300
Fax Numbers: (314) 444.4333
(314) 444.4344
On the Web: www.mvc-sports.com
Tournament: www.mvcquadcities.com
Facebook: www.facebook.com/MissouriValleyConference
Twitter: @MVCsports, @ValleyHoops
Instagram: @MVCsports
Hashtags: #TheValleyRunsDeep & #MVCWBB

Missouri Valley Conference Staff

Doug Elgin, Commissioner
Cell (314) 560.6821
Patty Viverito, Senior Associate Commissioner
Cell (314) 602.6821
Patty Broderick, Coordinator of Officials
Bryan Belt, Assistant Commissioner, Business Affairs
Carla Fight, Assistant to the Commissioner
Mason Glick, Assistant Commissioner, Marketing & Television
Katie Mucci, Assistant Commissioner, New Media & Technology
Kristin Swederska, Assistant Commissioner, Sports Administration
Jimmy Heisner, Director, Compliance
Greg Walter, Associate Commissioner, Institutional Services
Jack Watkins, Associate Commissioner
Allie Wielansky, Director/Media & Administration

Valley Media Relations

Ryan Davis, Asst. Commissioner, Communications
Women's Basketball Contact
Email davis@mvc.org
Office (314) 444.4316
Cell (314) 285.5675
Mike Kern, Associate Commissioner
Email kern@mvc.org
Cell (314) 435.4779
Katie Mucci, Asst. Commissioner, Media & Technology
Email kmucci@mvc.org
Cell (678) 982.4126
Katie Grunert, Social Media Intern
Ellie Lieberman Feature Story Intern

• • • • •

CREDITS – The 2020-21 Missouri Valley Conference media guide has been written, edited and designed by Ryan Davis, along with special assistance from Valley staff and the 10 Conference women's basketball contacts. Cover designs by Katie Mucci of the Missouri Valley Conference. Typesetting on InDesign CC. Printing by Mulligan Printing in St. Louis, Mo.

TABLE OF CONTENTS

2020-21 PREVIEW/2019-20 REVIEW
2020-21 Composite Schedule 2-5
2020-21 Preview 6-7
2019-20 Review 8-13

MVC TEAM INFORMATION
MVC School Previews 16-114
Bradley 16-24
Drake 26-34
Evansville 36-44
Illinois State 46-54
Indiana State 56-64
Loyola 66-74
Missouri State 76-84
Northern Iowa 86-94
Southern Illinois 96-104
Valparaiso 106-114

CONFERENCE HISTORY
Historical Standings 116-119
Specialty Awards 120
All-MVC Conference Teams 121-123
All-MVC Defensive Teams 123
All-MVC Freshman Teams 124
All-MVC Tournament Teams 124-125
Yearly POW Honors 125-127
Scholar-Athlete Teams 128
MVC Coaching Records/Honors 129-130
In the Pros/Triple-Doubles 131
All-Americans 132
NCAA Attendance Rankings 133
MVC in the AP Top-25 134
MVC in the RPI 135

MVC RECORDS
Single-Game Records 138
Single-Season Records 139-140
Career Records 141-142
Team Records 143-144
Individual Year-by-Year Leaders 145
Team Year-by-Year Leaders 146

MVC CHAMPIONSHIP INFORMATION
2021 MVC Championship 148
MVC Championship History 149-151
MVC Championship Records 152-153

POSTSEASON INFORMATION
2021 NCAA Women's Final Four 156
MVC in the NCAA Tournament 157
MVC in the WNIT 158
MVC in the WBI 159
2021 NCAA DI WBB Bracket 160

2021 WOMEN'S BASKETBALL TOURNAMENT: HOOPS IN THE HEARTLAND

The 2021 Missouri Valley Conference Women's Basketball Tournament will return to the TaxSlayer Center in Moline, Ill., for the sixth year thanks to Visit Quad Cities.

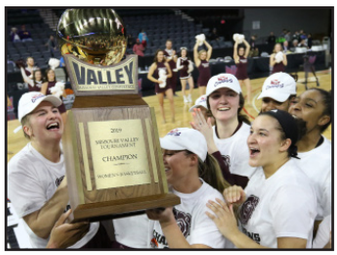

Affectionally coined "Hoops in the Heartland," the four-day event will showcase all 10 MVC schools as they compete for The Valley's automatic berth into the NCAA Tournament.

Tickets are available for purchase through each school's institutional ticket office, by phone or in person.

March 11-14, 2021
TaxSlayer Center • Moline, Ill.

0c WBB Table of Contents (1).indd 1 9/1/2020 3:10:29 PM

TUNE IN TO THE VALLEY

MISSOURI VALLEY CONFERENCE

Don't miss Missouri Valley Conference basketball, including postseason tournament action, all season long on these networks.

NATIONAL

CBS SPORTS

CBS SPORTS NETWORK

ESPN

ESPN 2

ESPN U

REGIONAL

Sports CHICAGO

FOX SPORTS MIDWEST

FOX SPORTS INDIANA

FOX SPORTS KANSAS CITY

DIGITAL

THE VALLEY ESPN

ESPN+

ESPN 3

VISIT ESPN.COM TO WATCH, OR DOWNLOAD THE ESPN APP

BRADLEY

Bradley Braves Roster

No.	Name	Yr.	Pos.	Ht.	Hometown (Previous School)
0	Chloe Rice	Jr.	G	5-10	Marion, Iowa (Saint Louis)
1	Tete Danso	Fr.	F	5-11	Inver Grove Heights, Minn. (Smiley)
3	Gabi Haack	Sr.	G	5-10	Elk River, Minn. (Elk River)
4	Aannah Interrante	RS-So.	G	5-9	Johnsburg, Ill. (McHenry)
5	Uche Ufochukwu	5th	C	6-4	Benin City, Nigeria (Winthrop)
10	Mahri Petree	So.	G	5-11	Detroit, Mich. (Arbor Prep)
11	Lasha Petree	Jr.	G	6-0	Detroit, Mich. (Arbor Prep)
13	Tatum Koenig	Jr.	G	5-7	West Branch, Iowa (West Branch)
15	Sami Martin	Fr.	F	6-1	Platteville, Wis. (Platteville)
24	Isis Fitch	Fr.	F	6-1	Homewood, Ill. (Homewood-Flossmoor)
30	Emily Marsh	Sr.	F	6-0	Superior Township, Mich. (Huron)
33	Veronika Roberts	So.	F	6-2	Brownsburg, Ind./Brownsburg)
35	Violeta Verano	So.	G	5-8	Hosptalet de Llobregat, Spain
45	Nyjah White	Sr.	F	5-11	Columbia, Mo. (Hickman)

Gabi Haack

Andrea Gorski
Head Coach

Alma Mater: Bradley University (1992)
Overall Record: 173-113 (Nine Seasons)
Record at BU: 66-54 (Four Seasons)
2019-20: 22-7/13-5 MVC (3rd)

Year-By-Year Record

Season	School	Overall W	Overall L	Conf. W	Conf. L	Place	Conf. Tourn.
2008-09	Concordia (Mich.)	8	22	2	12	—	—
2009-10	Concordia (Mich.)	18	13	8	6	—	—
2010-11	Concordia (Mich.)	23	11	12	4	—	—
2011-12	Concordia (Mich.)	29	6	16	2	—	—
2012-13	Concordia (Mich.)	28	7	20	2	—	—
2016-17	Bradley	12	19	7	11	7th	1-1
2017-18	Bradley	13	18	6	12	7th	1-1
2018-19	Bradley	20	10	10	8	5th	0-1
2019-20	Bradley	22	7	13	5	3rd	—
BU Totals (Four Years)		**67**	**54**	**36**	**36**	**---**	**2-3**
Career Totals (Nine Years)		**173**	**113**	**94**	**62**	**---**	**2-3**

Braves ... At A Glance

2019-20 Finish: 22-7/13-5 MVC (3rd)
Letterwinners Returning/Lost: 9/3
Starters Returning/Lost: 4/1

NOTEWORTHY

- For the first time in program history Bradley has back-to-back 20-win seasons, with the Braves winning a school record 22 games in 2019-20 to break the previous record of 21 victories in 2008-09 (21-10). The 42 wins over the last two years are the most in a two-year stretch in program history, surpassing the 39 wins during the 1979-80 (20) and 1980-81 (19) teams. Bradley is the first team in Missouri Valley Conference history to post an improved overall win total in five consecutive seasons.

- Fifth-year Bradley Head Coach Andrea Gorski has guided her alma mater to an improved overall win total in each of her first four seasons. One of four coaches in Missouri Valley Conference history to lead a team to a better overall win total in four consecutive seasons, Gorski has joined Northern Iowa's Tony DiCecco as the only coaches in league history to do so in each of their first four years as head coach in the MVC. DiCecco did so in his first four years at UNI from 1995-96 through 1998-99. Gorski is currently third in Bradley history with 67 victories, which ranks as the most in a four-year stretch for the Braves since collecting 71 wins between 2008-09 and 2011-12.

- Bradley is one of 10 teams in the nation to win at least 22 games last year and return three individuals that averaged at least 10 points per game. In fact, only eight of those squads claimed 22 victories prior to their respective conference tournaments in 2019-20. Joining Bradley on that exclusive list year was Stanford, Texas A&M, Old Dominion, Indiana, DePaul, Fresno State and Central Michigan.

Basketball Support Staff

Paul Fessler
Assoc. Coach

Latisha Luckett
Asst. Coach

Kristi Zeller
Asst. Coach

Kyle Dillon
Operations

Leti Lerma
Video Coordinator

Jess Kinder
Athletic Trainer

2 Bradley (16-24).indd 16 11/23/2020 2:08:46 PM

2020-21 Bradley Schedule

SCHEDULES WERE NOT AVAILABLE AT PRINT DEADLINE. ALL HOME GAMES WILL AIR ON AN ESPN PLATFORM. PLEASE VISIT THE QR CODE BELOW FOR CURRENT INFORMATION.

2019-20 Results
(22-7, 13-5 MVC)

Date	Opponent	Score	W/L
N8	at Oakland	74-58	W
N10	at Michigan	57-77	L
N16	EUREKA	101-39	W
N20	at Western Illinois	84-49	W
N23	MIAMI (OH)	79-68	W
N29	+vs George Mason	61-59	W
D1	+vs Richmond	61-57	W
D5	NORTH DAKOTA STATE	70-64	W
D10	JACKSON STATE	78-69	W
D20	^vs Liberty	63-75	L
D21	^vs Eastern Washington	66-46	W
J3	*EVANSVILLE	82-51	W
J5	*INDIANA STATE	91-75	W
J10	*ILLINOIS STATE	76-61	W
J17	*at Loyola Chicago	60-47	W
J19	*at Valparaiso	75-61	W
J24	*NORTHERN IOWA	61-47	W
J26	*DRAKE	77-76	W
J31	*at Missouri State	56-90	L
F2	*at Southern Illinois	50-64	L
F7	*at Illinois State	66-62	W
F14	*VALPARAISO	90-69	W
F16	*LOYOLA CHICAGO	71-50	W
F20	*at Drake	72-85	L
F22	*at Northern Iowa	57-64	L
F27	*SOUTHERN ILLINOIS	61-57	W
M1	*MISSOURI STATE	66-69	L
M5	*at Indiana State	68-59	W
M7	*at Evansville	71-53	W

Home in CAPS; + Coastal Carolina Tournament; ^ UMKC Tournament; *MVC games

BRADLEY UNIVERSITY

Athletic Directory

President: Dr. Stephen Standifird
Faculty Athletics Representative: Dr. Steve Tippett
VP for Intercollegiate Athletics: Dr. Chris Reynolds
Senior Woman Administrator: Jennifer Jones
Athletics Department Telephone: (309) 677-2670
Athletics Department Address: 1501 W. Bradley Ave., Peoria, IL 61625
Head Basketball Coach: Andrea Gorski
Basketball Office Phone: (309) 677-4557
Assistant Coaches: Latisha Luckett, Kristi Zeller, Paul Fessler
Sports Information Contact: Jim Rea
SID Office Phone: (309) 677-3869
SID Cell Number: (309) 256-4379
SID Email: jrea@bradley.edu

University Facts

Founded: 1897
Location: Peoria, Ill.
Enrollment: 5,855
Colors: Red & White
Nickname: Braves
Years in the MVC: 68
Arena: Renaissance Coliseum (4,200)
Courtside Telephone Number: (309) 256-4379

Athletics Staff

Dr. Stephen Standifird
President

Jen Jones
SWA

Dr. Chris Reynolds
VP for Intercollegiate Athletics

Jim Rea
WBB SID

2019-20 STATISTICAL REVIEW

All Game Statistics (22-7)

						— TOTAL —			3-POINTERS						— REBOUNDS —											
#	Player	GP	GS	Min	Avg	FG	FGA	Pct	3FG	FGA	Pct	FT	FTA	Pct	Off	Def	Tot	Avg	PF	FO	A	TO	Blk	Stl	Pts	Avg
11	Petree, Lasha	29	29	932	32.1	161	422	.382	67	208	.322	89	116	.767	22	95	117	4.0	65	0	46	102	50	46	478	16.5
03	Haack, Gabi	29	29	949	32.7	116	286	.406	69	190	.363	85	106	.802	58	117	175	6.0	52	0	67	40	5	25	386	13.3
05	Brackmann, Chelsea	27	26	719	26.6	109	206	.529	1	1	1.000	77	118	.653	48	182	230	8.5	48	2	27	36	28	27	296	11.0
45	White, Nyjah	29	28	761	26.2	135	283	.477	0	2	.000	42	63	.667	33	114	147	5.1	80	2	75	79	21	30	312	10.8
13	Koenig, Tatum	29	28	929	32.0	71	143	.497	35	82	.427	43	60	.717	21	81	102	3.5	57	0	108	65	1	26	220	7.6
10	Petree, Mahri	29	0	404	13.9	44	120	.367	17	49	.347	20	32	.625	27	60	87	3.0	51	3	22	40	9	13	125	4.3
30	Marsh, Emily	29	3	518	17.9	33	83	.398	5	26	.192	27	34	.794	24	76	100	3.4	61	1	25	14	17	18	98	3.4
04	Interrante, Aannah	5	0	30	6.0	5	10	.500	2	6	.333	0	0	.000	1	2	3	0.6	2	0	2	1	1	0	12	2.4
25	Bozeman, Amber	13	1	63	4.8	11	15	.733	1	1	1.000	4	6	.667	7	10	17	1.3	7	0	3	3	1	1	27	2.1
14	Wilkins, Ryan	29	1	258	8.9	16	41	.390	11	26	.423	5	6	.833	3	12	15	0.5	13	0	7	12	1	1	48	1.7
33	Roberts, Veronika	16	0	99	6.2	10	29	.345	0	0	.000	1	4	.250	11	18	29	1.8	13	0	0	11	1	4	21	1.3
35	Verano, Violeta	17	0	138	8.1	4	23	.174	2	15	.133	11	14	.786	1	13	14	0.8	13	0	19	23	3	2	21	1.2
	TEAM														44	68	112	3.9	0			17			0	
	Total	29				715	1661	.430	210	606	.347	404	559	.723	300	848	1148	39.6	462	8	401	443	138	193	2044	70.5
	Opponents	29				644	1778	.362	170	603	.282	343	467	.734	331	717	1048	36.1	554	-	339	407	74	230	1801	62.1

Conference Game Statistics (13-5, 3rd)

						— TOTAL —			3-POINTERS						— REBOUNDS —											
#	Player	GP	GS	Min	Avg	FG	FGA	Pct	3FG	FGA	Pct	FT	FTA	Pct	Off	Def	Tot	Avg	PF	FO	A	TO	Blk	Stl	Pts	Avg
11	Petree, Lasha	18	18	591	32.8	101	262	.385	36	125	.288	58	78	.744	15	60	75	4.2	42	0	24	59	38	28	296	16.4
03	Haack, Gabi	18	18	602	33.4	67	165	.406	39	102	.382	56	68	.824	33	71	104	5.8	38	0	42	23	4	19	229	12.7
05	Brackmann, Chelsea	17	17	505	29.7	77	136	.566	1	1	1.000	54	81	.667	24	110	134	7.9	33	2	20	23	21	18	209	12.3
45	White, Nyjah	18	17	499	27.7	97	200	.485	0	1	.000	25	41	.610	23	70	93	5.2	57	2	48	51	13	12	219	12.2
13	Koenig, Tatum	18	17	585	32.5	45	86	.523	22	49	.449	24	37	.649	12	43	55	3.1	40	0	71	38	1	17	136	7.6
10	Petree, Mahri	18	0	222	12.3	22	62	.355	9	27	.333	8	12	.667	15	33	48	2.7	31	2	10	19	6	7	61	3.4
30	Marsh, Emily	18	1	314	17.4	16	45	.356	2	16	.125	19	25	.760	11	47	58	3.2	43	1	17	9	10	9	53	2.9
25	Bozeman, Amber	7	1	29	4.1	4	5	.800	1	1	1.000	0	0	.000	1	1	2	0.3	2	0	2	2	1	1	9	1.3
14	Wilkins, Ryan	18	1	164	9.1	7	21	.333	5	14	.357	4	4	1.000	1	6	7	0.4	7	0	3	5	0	1	23	1.3
35	Verano, Violeta	6	0	45	7.5	2	5	.400	1	3	.333	2	2	1.000	0	4	4	0.7	7	0	3	9	1	1	7	1.2
33	Roberts, Veronika	9	0	44	4.9	4	11	.364	0	0	.000	0	2	.000	4	8	12	1.3	7	0	0	8	0	1	8	0.9
	TEAM														21	36	57	3.2	0			8			0	
	Total	18				442	998	.443	116	339	.342	250	350	.714	160	489	649	36.1	307	7	240	254	95	114	1250	69.4
	Opponents	18				393	1052	.374	108	368	.293	246	329	.748	198	444	642	35.7	346	-	213	252	45	130	1140	63.3

2 Bradley (16-24).indd 18 11/23/2020 2:08:48 PM

CAREER LEADERS/MEDIA OUTLETS

CAREER LEADERS - TOP 10

POINTS

No.	Student-Athlete (Years)	G	Pts.
1.	Karen Anderson (1979-83)	110	1,679
2.	Shelli Braud (1984-88)	110	1,607
3.	Connie Griffith (1977-81)	90	1,583
4.	Judy Burns (1981-84)	80	1,544
5.	Sara Bailey (1999-03)	104	1,541
6.	Karin Nicholls (1986-90)	109	1,461
7.	Heather Best (1995-99)	107	1,447
8.	Katie Yohn (2009-12)	119	1,365
9.	Carrie Coffman (1991-95)	94	1,313
10.	Genny Mueller (2001-05)	112	1,269

REBOUNDS

No.	Student-Athlete (Years)	G	Rebs.
1.	Chelsea Brackmann (2016-20)	119	953
2.	Leti Lerma (2013-17)	117	844
3.	Dena Williams (2001-05)	112	799
4.	Val Wancket (1987-91)	101	783
5.	Eileen Yerkes (1988-92)	109	756
6.	Carrie Coffman (1991-95)	94	740
7.	Karin Nicholls (1986-90)	109	722
8.	Sonya Harris (2007-10)	87	692
9.	Shelli Braud (1984-88)	110	679
10.	Roxanne Grabow (1979-83)	88	671

ASSISTS

No.	Student-Athlete (Years)	G	Asts.
1.	Kathy Stokes (1977-81)	93	543
2.	Judy Burns (1981-84)	80	529
3.	Jen Brown (2003-07)	115	447
4.	Andrea McAllister (1988-92)	107	360
5.	Dawn Cartwright (1992-96)	108	343
6.	Kelsey Budd (2010-14)	122	341
7.	Val Wancket (1987-91)	101	338
8.	Heather Best (1995-99)	107	330
9.	Skye Johnson (2005-09)	89	326
10.	Karen Anderson (1979-83)	110	302

BLOCKED SHOTS

No.	Student-Athlete (Years)	G	Blks.
1.	Dena Williams (2001-05)	112	197
2.	Sonya Harris (2007-10)	87	175
3.	Heather Best (1995-99)	107	153
4.	Chelsea Brackmann (2016-20)	119	126
5.	Tamya Sims (2014-16)	51	106
T6.	Eileen Yerkes (1988-92)	109	105
T6.	Krisha Green (1993-97)	99	105
8.	Vanessa Markert (2015-19)	114	100
T9.	Ashley Chelleen (2002-07)	119	88
T9.	Katie Yohn (2009-12)	119	88

STEALS

No.	Student-Athlete (Years)	G	Stls.
1.	Shelli Braud (1984-88)	110	293
2.	Karen Anderson (1979-83)	110	282
3.	Val Wancket (1987-91)	101	223
4.	Connie Griffith (1977-81)	90	215
5.	Judy Burns (1981-84)	80	204
6.	Kathy Stokes (1977-81)	93	201
7.	Katie Yohn (2009-12)	119	199
8.	Jen Brown (2003-07)	115	195
9.	Michelle Young (2012-15)	115	189
10.	Sara Bailey (1999-03)	104	186

ACTIVE CAREER LEADERS

Lasha Petree

SCORING
1161 - Gabi Haack
875 - Lasha Petree

FIELD GOAL SHOOTING
.459 (299-651) - Nyjah White
.456 (115-252) - Tatum Koenig

FIELD GOALS MADE
350 - Gabi Haack
299 - Nyjah White

3-POINT SHOOTING
.406 (58-143) - Tatum Koenig
.374 (206-551) - Gabi Haack

3-POINTERS MADE
206 - Gabi Haack
123 - Lasha Petree

FREE THROW SHOOTING
.839 (255-304) - Gabi Haack
.758 (47-62) - Emily Marsh

FREE THROWS MADE
255 - Gabi Haack
158 - Lasha Petree

ASSISTS
181 - Gabi Haack
181 - Nyjah White

STEALS
93 - Nyjah White
92 - Lasha Petree

BLOCKS
81 - Lasha Petree
52 - Nyjah White

REBOUNDS
518 - Gabi Haack
401 - Nyjah White

MEDIA OUTLETS

NEWSPAPER

Peoria Journal Star
#1 News Plaza, Peoria, IL 61643
Office Phone: (309) 686.3207
Fax Number: (309) 686.3205

Pekin Daily Times
20 S. Fourth Street, Pekin, IL 61554
Office Phone: (309) 346.1111
Fax Number: (309) 346.1146

The Bradley Scout
Bradley University Student Center, Peoria, IL 61625
Office Phone: (309) 677.3067
Fax Number: (309) 677.3480

RADIO

WIRL (1290 AM)/WMBD (1470 AM)
331 Fulton Street, Suite 1200, Peoria, IL 61602
Office Phone: (309) 495.4731
Fax Number: (309) 673.9538

ESPN Radio
4234 North Brandywine Dr., Suite D, Peoria, IL 61615
Office Phone: (309) 686.0101

TELEVISION

WMBD (CBS)
Kurt Pegler
3131 N. University, Peoria, IL 61604
Office Phone: (309) 686.9461
Fax Number: (309) 686.8630

WEEK (NBC)
Jim Mattson
2907 Springfield Road, East Peoria, IL 61611
Office Phone: (309) 698.3729
Fax Number: (309) 698.2070

WHOI (ABC)
Trish Christakes
2907 Springfield Road, East Peoria, IL 61611

WTVP (PBS)
101 State Street, Peoria, IL 61602
Office Phone: (309) 677.2789

2 Bradley (16-24).indd 19 11/23/2020 2:08:50 PM

YEAR-BY-YEAR IN THE VALLEY

Year	Overall	MVC	Finish	Conf. Tourney	Non Conf.	Post Season
1982	19-8	—	—	—	19-8	—
1983	14-14	—	—	0-1	14-13	—
1984	9-18	6-12	Seventh	—	3-6	—
1985	13-14	7-11	T-Sixth	—	6-3	—
1986	16-12	11-7	Fourth	—	5-5	—
1987	15-13	10-8	T-Fourth	0-1	5-4	—
1988	9-18	6-12	T-Sixth	—	3-6	—
1989	12-15	6-12	Seventh	—	6-3	—
1990	16-12	12-6	Fourth	0-1	4-5	—
1991	13-14	9-9	T-Fifth	—	4-5	—
1992	17-11	11-7	T-Third	0-1	6-3	—
1993	7-20	4-12	T-Seventh	0-1	3-7	—
1994	9-18	4-12	Eighth	0-1	5-5	—
1995	13-14	7-11	T-Seventh	0-1	6-2	—
1996	13-14	7-11	T-Sixth	0-1	6-2	—
1997	16-12	9-9	T-Fourth	1-1	6-2	—
1998	9-17	4-14	Ninth	—	5-3	—
1999	6-20	0-18	Tenth	—	6-2	—
2000	6-20	3-15	T-Ninth	—	3-5	—
2001	10-17	5-13	Eighth	0-1	5-3	—
2002	16-12	7-11	T-Seventh	0-1	9-0	—
2003	13-15	9-9	Sixth	0-1	4-5	—
2004	9-19	7-11	T-Sixth	0-1	2-7	—
2005	15-13	8-10	T-Sixth	0-1	7-2	—
2006	9-19	5-13	Ninth	0-1	4-5	—
2007	12-19	7-11	Seventh	1-1	4-7	—
2008	12-18	6-12	Eighth	0-1	6-5	—
2009	21-10	11-7	Fourth	1-1	9-2	—
2010	17-14	12-6	T-Third	0-1	4-6	1-1 WBI
2011	15-16	7-11	Eighth	1-1	7-4	—
2012	18-16	7-11	Eighth	1-1	9-3	1-1 WBI
2013	14-16	8-10	Sixth	0-1	6-5	—
2014	8-22	5-13	Ninth	0-1	5-6	—
2015	6-24	5-13	Eighth	0-1	1-10	—
2016	9-22	4-14	Ninth	1-1	4-7	—
2017	12-19	7-11	Seventh	1-1	4-7	—
2018	13-18	6-12	Seventh	1-1	6-5	—
2019	20-10	10-8	Fifth	0-1	10-1	—
2020	22-7	13-5	Third	—	9-2	—
DI	**490-592**	**259-385**		**8-28**	**224-176**	**2-2**
MVC	**327-443**	**181-301**		**8-24**	**149-115**	**2-2**

Andrea Gorski

COACHING RECORDS

By Tenure

Coaches (Seasons)	Years	W	L	Pct.
Annelle Griffin (2)	1976-77	5	24	.172
Jan Winkler (4)	1978-81	63	31	.670
Joe Stowell (2)	1982-83	33	22	.600
Angela Beck (3)	1984-86	38	44	.463
Lisa Boyer (10)	1987-96	124	149	.454
Donna Freitag (4)	1997-00	37	69	.349
Paula Buscher (12)	2001-12	167	188	.470
Michael Brooks (4)	2012-16	37	84	.306
Andrea Gorski (4)	2016-20	67	54	.554
Braves Totals (44)	1976-	571	665	.462

Versus the Missouri Valley Conference

Coaches (Seasons)	Years	W	L	Pct.
Lisa Boyer (4)	1987-96	22	46	.324
Donna Freitag (4)	1997-00	16	56	.222
Paula Buscher (12)	2001-12	91	125	.421
Michael Brooks (4)	2012-16	22	50	.206
Andrea Gorski (4)	2016-20	36	36	.500
Braves Totals (28)	1993-	187	313	.374

In the Valley Tournament

Coaches (Seasons)	Years	W	L	Pct.
Lisa Boyer (4)	1987-96	0	4	.000
Donna Freitag (1)	1997-00	1	1	.500
Paula Buscher (12)	2001-2012	4	12	.250
Michael Brooks (4)	2012-2016	1	4	.200
Andrea Gorski (4)	2016-20	2	3	.400
Braves Totals (25)	1993-	8	24	.250

In the Women's Basketball Invitation Tournament (WBI)

Coaches (Seasons)	Years	W	L	Pct.
Paula Buscher (2010, 2012)	2	2	2	.500
Braves Totals (2)	2	2	2	.500

BRADLEY

2 Bradley (16-24).indd 20 11/23/2020 2:08:50 PM

BRADLEY INDIVIDUAL RECORDS

Points:
Game: 38, twice
Judy Burns, vs. Loyola-Illinois (2/1/83)
Michelle Young at Columbia (11/26/14)
Season: 613, Judy Burns (1982-83)
Career: 1,679, Karen Anderson (1979-83)

Field Goals Made:
Game: 17, twice
Karen Anderson, vs. Xavier (12/14/81)
Michelle Young, at Columbia (11/26/14)
Season: 245, Judy Burns (1982-83)
Career: 729, Karen Anderson (1979-83)

Field Goal Percentage:
Season: .565 (108-191), Ashley Chelleen (2002-03)
Career: .563 (311-552), Roxanne Grabow (1979-83)

Three-Point Field Goals Made:
Game: 8, three times
Andrea McAllister, vs. W. Illinois (1/27/90)
Renee Frericks, vs. E. Illinois (11/7/07)
Gabi Haack, vs. W. Illinois (12/28/17)
Season: 87, Michelle Nason (1994-95)
Career: 210, Katie Yohn (2010-13)

Free Throw Percentage:
Season: .940 (47-50), Genny Mueller (2002-03)
Career: .870 (235-270), Genny Mueller (2002-05)

Free Throws Made:
Game: 16, three times
Raisa Taylor, vs. Indiana State (3/5/11)
Catie O'Leary, at Milwaukee (12/4/12)
Michelle Young, at Southern Illinois (1/2/14)
Season: 158, Carol Baresch (1988-89)
Career: 348, Raisa Taylor (2007-11)

Rebounds:
Game: 24, Tammy Jo Hirstein, vs. Indiana St. (2/25/84)
24, Chelsea Brackmann vs. UNI (1/6/19)
Season: 327, Chelsea Brackmann (2018-19)
Career: 953, Chelsea Brackmann (2016-20)

Steals:
Game: 12, Karen Anderson, vs. Marycrest (1/21/83)
Season: 86, Kathy Stokes (1979-80)
Career: 293, Shelli Braud (1984-88)

Assists:
Game: 16, Judy Burns, vs. Chicago State (11/27/82)
Season: 256, Kathy Stokes (1979-80)
Career: 543, Kathy Stokes (1977-81)

Blocked Shots:
Game: 8, Heather Best, at UNI (2/16/97)
Season: 79, Sonya Harris (2008-09)
Career: 197, Dena Williams (2001-05)

Shelli Braud (1984-1988)

BRADLEY TEAM RECORDS

Leti Lerma (2013-17)

Most Points:
Game: 129, vs. Chicago State (11/27/82)
Season: 2,372 (1981-82)

Field Goals Made:
Game: 55, twice
vs. Chicago State (12/21/81)
vs. Chicago State (11/27/82)
Season: 994 (1981-82)

Field Goal Percentage:
Game: .655 (55-84), vs. Chicago State (11/27/82)
Season: .491 (994-2,026), 1981-82

Most Three-Point Field Goals:
Game: 17, at Evansville (1/21/18)
Season: 210 (2019-20)

3FG Percentage:
Game: .818 (9-11), vs. UNI (2/10/01)
Season: .366 (140-383), 2001-02

Free Throws Made:
Game: 38, vs. Marquette (12/7/87)
Season: 512 (2013-14)

Free Throw Percentage:
Game: 1.000, four times (1995, 2007, 2012, 2015)
Season: .781 (434-556), 2012-13

Rebounds:
Game: 64, vs. Chicago State (12/12/81)
Season: 1,345 (2011-12)

Assists:
Game: 38, vs. Chicago State (12/12/81)
Season: 619 (1980-81)

Blocked Shots:
Game: 14, vs. UNI (2/15/97)
Season: 185 (2008-09)

Steals:
Game: 39, vs. Eureka (12/2/80)
Season: 475 (1979-80)

Largest Margin of Victory:
Game: 67 (96-29), vs. St. Xavier (1979-80)

Top Home Crowd:
Game: 6,979, vs. Stony Brook (11/15/13)

2 Bradley (16-24).indd 21 11/23/2020 2:08:51 PM

BRADLEY ALL-TIME VS. MVC TEAMS

Drake
(Drake leads 61-16)

2/4/84	at Bradley	L	64-99
2/2/84	at Drake	L	50-105
1/6/85	at Drake	L	86-91
3/6/85	at Bradley	L	68-71
1/2/86	at Bradley	L	71-80
3/5/86	at Drake	L	68-85
1/14/87	at Bradley	W	66-60
2/14/87	at Drake	L	64-67
1/16/88	at Drake	L	69-88
2/9/88	at Bradley	W	79-72
1/28/89	at Bradley	L	73-77
2/23/89	at Drake	L	51-52
1/4/90	at Drake	W	77-69
3/1/90	at Bradley	L	55-57
1/2/91	at Bradley	W	88-81
3/2/91	at Drake	L	66-70
1/23/92	at Bradley	W	84-60
2/22/92	at Drake	W	75-62
1/9/93	at Bradley	L	67-68
2/25/93	at Drake	W	83-75
1/29/94	at Drake	L	52-89
2/24/94	at Bradley	L	74-79
1/7/95	at Drake	L	60-75
2/4/95	at Bradley (OT)	W	72-70
1/15/96	at Drake	L	58-87
2/10/96	at Bradley	L	77-80
1/3/97	at Drake	L	61-84
1/30/97	at Bradley	L	90-91
12/28/97	at Drake	L	61-94
2/26/98	at Bradley	L	60-90
1/16/99	at Bradley	L	76-84
2/12/99	at Drake	L	53-89
12/30/99	at Bradley (OT)	L	70-81
3/2/00	at Drake	L	47-91
1/26/01	at Bradley	L	72-84
2/22/01	$at Drake	L	50-73
3/8/01	$at Missouri St.	L	60-73
1/17/02	at Drake	L	56-85
2/15/02	at Bradley	L	60-70
3/7/02	$at Missouri St.	L	68-77
1/4/03	at Drake	L	54-69
3/8/03	at Bradley	L	63-68
1/24/04	at Drake	L	46-59
2/20/04	at Bradley	W	69-58
3/11/04	$at Missouri St.	L	57-60
1/27/05	at Drake	L	74-82
2/26/05	at Bradley	L	58-66
12/29/05	at Bradley	L	62-68
3/4/06	at Drake	L	57-65
1/8/07	at Drake	W	62-57
2/3/07	at Bradley	W	58-51
1/24/08	at Drake	L	70-75
2/21/08	at Bradley	L	63-77
1/23/09	at Drake	L	51-71
2/21/09	at Bradley (OT)	W	87-70
1/24/10	at Drake	W	61-58
2/21/10	at Bradley	W	63-55
1/13/11	at Drake	L	54-68
2/10/11	at Bradley	L	65-67
1/27/12	at Drake	L	62-77
2/24/12	at Bradley	L	65-77
1/25/13	at Drake	L	62-66
2/21/13	at Bradley	W	93-84
1/26/14	at Drake	L	77-97
2/21/14	at Bradley	L	71-94
1/4/15	at Bradley	L	47-80
3/5/15	at Drake	L	70-86
1/29/16	at Bradley	L	64-76
2/28/16	at Drake	L	45-78
1/13/17	at Bradley	L	60-93
2/12/17	at Drake	L	46-98
1/28/18	at Bradley	L	75-84
2/23/18	at Drake	L	71-77
1/4/19	at Bradley	L	92-63
3/9/19	at Drake	L	95-63
1/26/20	at Bradley	W	77-76
2/20/20	at Drake	L	85-72

Evansville
(Bradley leads 35-20)

1/19/95	at Evansville	W	93-65
2/18/95	at Bradley	W	69-55
1/20/96	at Bradley	W	71-59
2/17/96	at Evansville	L	59-61
12/29/96	at Bradley	W	83-53
2/27/97	at Evansville	W	73-61
1/17/98	at Bradley	W	84-69
2/15/98	at Evansville	L	63-79
1/7/99	at Evansville	L	71-72
2/4/99	at Bradley	L	64-80
1/8/00	at Evansville	L	61-89
2/3/00	at Bradley (OT)	W	79-75
1/7/01	at Bradley	L	52-80
2/3/01	at Evansville	L	51-76
1/24/02	at Bradley	W	77-67
2/24/02	at Evansville	L	48-51
2/2/03	at Bradley	W	86-63
3/1/03	at Evansville	W	71-56
2/2/04	at Bradley	L	65-81
2/29/04	at Evansville	L	66-69
1/13/05	at Evansville	W	68-65
2/10/05	at Bradley	W	81-67
1/5/06	at Evansville	L	57-71
2/4/06	at Bradley	L	49-51
1/13/07	at Bradley	W	67-65
2/11/07	at Evansville (OT)	W	82-76
1/31/08	at Bradley	L	50-71
3/1/08	at Evansville	L	70-80
1/11/09	at Bradley	W	65-54
2/7/09	at Evansville	W	80-68
3/14/09	$at St. Charles (OT)	L	81-84
1/7/10	at Bradley	W	75-46
2/5/10	at Evansville	W	68-58
1/23/11	at Bradley	W	65-58
2/17/11	at Evansville	W	66-59
3/10/11	$at St. Charles	W	64-47
1/8/12	at Evansville	L	59-71
2/2/12	at Bradley	W	82-64
1/31/13	at Bradley	W	78-52
3/3/13	at Evansville	W	73-57
1/4/14	at Evansville	W	77-76
3/6/14	at Bradley	L	55-73
1/21/15	at Evansville	L	46-86
2/8/15	at Bradley	W	56-50
1/10/16	at Evansville	L	46-62
2/5/16	at Bradley	W	66-52
1/29/17	at Bradley	W	56-52
2/24/17	at Evansville	L	71-73
1/21/18	at Evansville	W	117-59
2/16/18	at Bradley	W	92-47
3/8/18	$ at Moline	W	77-49
1/11/19	at Evansville	W	75-68
2/10/19	at Bradlley	W	81-63
1/3/20	at Bradley	W	82-51
3/7/20	at Evansville	W	71-53

Illinois State
(Illinois State leads 54-35)

2/3/76	at Illinois State	L	29-62
2/19/76	at Bradley	L	39-52
12/8/76	at Bradley	W	47-30
2/15/77	at Illinois State	L	39-66
1/21/78	at Illinois State	L	44-56
2/21/78	at Bradley (OT)	L	56-63
1/31/79	at Bradley	W	63-48
2/21/79	at Illinois State	W	50-31
12/5/79	at Bradley	W	73-55
1/12/80	at Illinois State	W	69-63
1/10/81	at Illinois State	W	66-58
1/28/84	at Illinois State	L	52-102
2/23/84	at Bradley	L	71-99
1/24/85	at Bradley	L	62-93
2/23/85	at Illinois State	L	50-63
1/29/86	at Illinois State	L	68-75
3/1/86	at Bradley (OT)	L	95-102
12/28/86	at Bradley	W	82-74
2/27/87	at Illinois State	W	80-76
12/30/87	at Illinois State	L	70-83
2/24/88	at Bradley	W	85-79
1/21/89	at Illinois State	L	56-88
2/16/89	at Bradley	L	55-71
1/17/90	at Bradley	W	68-66
2/17/90	at Illinois State	L	80-59
1/23/91	at Illinois State	L	65-71
2/24/91	at Bradley	L	59-83
1/3/92	at Bradley	L	69-81
3/8/92	at Illinois State	W	59-54
1/23/93	at Bradley	L	68-83
2/3/93	at Illinois State	W	77-66
1/24/94	at Illinois State	W	69-57
2/21/94	at Bradley	L	78-93
1/28/95	at Bradley	L	69-73
2/23/95	at Illinois State	W	75-47
1/2/96	at Illinois State	L	75-80
3/2/96	at Bradley	L	71-83
3/7/96	$at Drake (OT)	L	75-80
1/23/97	at Illinois State	L	66-80
2/20/97	at Bradley	W	61-58
1/9/98	at Illinois State	L	54-78
2/7/98	at Bradley (2OT)	L	80-83
12/28/98	at Bradley (OT)	L	93-95
2/23/99	at Illinois State	L	62-70
1/16/00	at Bradley	L	67-80
2/12/00	at Illinois State	W	61-60
12/30/00	at Illinois State	L	60-79
3/1/01	at Bradley	W	83-54
1/6/02	at Bradley	W	71-36
2/3/02	at Illinois State	L	62-70
1/11/03	at Bradley	W	63-59
2/9/03	at Illinois State	W	70-54
1/4/04	at Illinois St. (OT)	L	78-79
3/4/04	at Bradley	W	87-71
1/21/05	at Bradley	W	57-55
2/20/05	at Illinois State	L	67-69
1/15/06	at Bradley	W	71-63
2/12/06	at Illinois State	L	51-66
1/28/07	at Illinois State	L	47-55
2/23/07	at Bradley	L	66-75
3/9/07	$at Drake	L	60-75
1/13/08	at Bradley	L	61-94
2/10/08	at Illinois State	L	46-79
1/30/09	at Bradley	L	58-74
2/26/09	at Illinois State	L	61-82
1/31/10	at Bradley	L	53-68
2/25/10	at Illinois State	L	58-71
12/30/10	at Illinois State	L	69-83
3/3/11	at Bradley	L	63-71
1/12/12	at Bradley	L	65-67
2/12/12	at Illinois State	L	63-82
1/6/13	at Illinois State	L	65-81
3/7/13	at Bradley	W	71-69
3/15/13	$at St. Charles	L	48-59
2/2/14	at Bradley	W	64-62
2/27/14	at Illinois State	W	59-58
1/30/15	at Illinois State	W	58-55
3/1/15	at Bradley	W	60-50
1/22/16	at Illinois State	L	49-54
2/21/16	at Bradley	W	52-38
1/1/17	at Illinois State	L	63-71
3/4/17	at Bradley	W	70-59
12/31/17	at Illinois State	W	62-42
3/318	at Bradley	L	41-53
1/26/19	at Illinois State	W	79-68
2/22/19	at Bradley	W	75-65
3/15/19	$at Moline	L	61-55
1/10/20	at Bradley	W	76-61
2/7/20	at Illinois State	W	66-62

Indiana State
(Indiana State leads 50-29)

2/12/77	Danville, Ill.	L	55-59
12/16/82	at Indiana State	L	59-79
1/14/83	at Bradley	L	68-71
1/26/84	at Indiana State	W	70-63
2/25/84	at Bradley	W	72-63
1/26/85	at Bradley (OT)	W	88-83
2/21/85	at Indiana State	L	63-67
2/1/86	at Indiana State	W	71-66
2/27/86	at Bradley	W	80-65
12/30/86	at Bradley	L	68-73
2/26/87	at Indiana State	L	70-85
12/28/87	at Indiana State	L	55-78
2/28/88	at Bradley	L	87-89
1/19/89	at Indiana State	L	78-98
2/18/89	at Bradley	L	68-73
1/20/90	at Bradley	W	78-63
2/15/90	at Indiana St. (OT)	W	89-81
1/26/91	at Indiana State	W	79-78
2/22/91	at Bradley	L	72-79
1/5/92	at Bradley (OT)	L	68-77
3/4/92	at Indiana State	W	65-59
1/16/93	at Indiana State	L	81-84
2/21/93	at Bradley	W	98-79
1/21/94	at Indiana State	L	78-81
3/5/94	at Bradley	L	82-87
1/26/95	at Bradley	W	77-73
2/25/95	at Indiana State	L	60-69
12/31/95	at Indiana State	W	78-75
2/29/96	at Bradley (OT)	W	96-90
1/26/97	at Indiana State	W	70-53
2/22/97	at Bradley	L	62-69
1/11/98	at Indiana State	L	47-67
2/5/98	at Bradley	W	71-60
12/30/98	at Bradley	L	61-64
2/28/99	at Indiana State	L	74-94
1/13/00	at Bradley	W	59-54
2/10/00	at Indiana State	L	52-79
1/1/01	at Indiana State	L	69-71
3/3/01	at Bradley	L	72-81
1/4/02	at Bradley	W	83-77
1/31/02	at Indiana State	L	49-72
1/9/03	at Bradley	L	62-80
2/7/03	at Indiana State	L	55-98
1/2/04	at Indiana State	L	55-76
3/6/04	at Bradley	W	97-83
1/23/05	at Bradley	L	74-81
2/17/05	at Indiana State	L	57-80
3/10/05	$at Indiana State	L	59-83
1/12/06	at Bradley	L	59-70
2/10/06	at Indiana State	L	52-78
1/25/07	at Bradley	L	50-63
2/25/07	at Indiana State	L	50-86
1/10/08	at Indiana State	L	65-70
2/7/08	at Bradley	W	62-50
2/1/09	at Bradley	W	81-62
3/1/09	at Indiana State	L	58-62
3/13/09	$at St. Charles	W	70-49
1/28/10	at Bradley	W	59-54
2/28/10	at Indiana State	L	57-70
1/1/11	at Indiana State	L	68-84
3/5/11	at Bradley	W	77-69
1/14/12	at Bradley	W	79-58
2/10/12	at Indiana State	L	63-82
1/4/13	at Indiana State	L	54-55
3/9/13	at Bradley	L	53-58
1/31/14	at Bradley	L	67-80
3/2/14	at Indiana State	L	60-73
1/9/15	at Indiana State	L	50-64
2/6/15	at Bradley	L	55-65
1/24/16	at Indiana State	L	37-59
2/19/16	at Bradley	L	59-68
1/6/17	at Indiana St. (OT)	L	51-58
2/5/17	at Bradley	W	54-41
1/19/18	at Indiana State	L	50-65
2/18/18	at Bradley	L	70-74
1/13/19	at Indiana State	W	61-45
2/8/19	at Bradley	W	81-80
1/5/20	at Bradley	W	91-75
3/5/20	at Indiana State	W	68-59

Loyola
(Bradley leads 27-16)

11/30/79	at Loyola	L	63-70
2/29/80	Charleston, Ill.	W	83-62
12/5/80	at Loyola	L	64-90
3/6/81	at Loyola (OT)	L	71-79
2/26/82	at Bradley	L	78-95
2/1/83	at Loyola	W	94-80
1/7/84	at Bradley	L	45-77
12/30/85	at Loyola	L	91-98
12/19/88	at Loyola	L	71-80
12/15/89	at Bradley	W	65-54
11/28/90	at Loyola	W	67-51
11/25/91	at Bradley (2OT)	W	93-84
1/4/93	at Loyola	L	49-54
11/26/93	at Bradley	L	75-79
12/21/95	at Bradley	W	83-58
12/4/96	at Bradley	W	90-66
12/7/97	at Loyola	W	74-62
12/8/98	at Bradley	W	93-70
12/4/01	at Loyola	W	69-50
11/30/02	at Bradley	W	83-59
12/6/03	at Loyola	L	71-87
12/4/04	at Bradley	W	95-66
12/2/05	at Loyola	W	61-50
12/3/06	at Bradley	W	79-59
12/5/07	at Loyola	W	80-56
11/15/08	at ICC	W	67-60
1/19/14	at Loyola	L	63-73
2/15/14	at Bradley	W	54-49
3/13/14	$at St. Charles	L	69-75
1/25/15	at Loyola	W	46-45
2/20/15	at Bradley	W	66-57
3/12/15	$at St. Charles	L	55-67
1/3/16	at Bradley	L	54-67
3/5/16	at Loyola	L	63-69
1/8/17	at Loyola	W	60-53
2/3/17	at Bradley	W	72-45
3/9/17	$ at Moline	W	57-42
1/5/18	at Loyola	W	59-57
2/4/18	at Bradley	L	61-71
2/3/19	at Loyola	W	69-56
3/2/19	at Bradley	W	71-59
1/17/20	at Loyola	W	60-47
2/16/20	at Bradley	W	71-50

Missouri State
(Missouri St. leads 58-25)

1/14/84	at Missouri State	L	79-92
2/9/84	at Bradley	W	88-76
1/19/85	at Missouri State	W	81-56
2/16/85	at Bradley	L	62-65
1/9/86	at Missouri State	W	90-64
2/6/86	at Bradley	W	79-64
1/8/87	at Missouri State	L	68-78
2/7/87	at Bradley	W	64-56
1/23/88	at Bradley	W	79-77
2/18/88	at Missouri State	L	81-90
1/9/89	at Missouri State	W	84-77
2/2/89	at Bradley	W	69-60
1/13/90	at Missouri State	L	34-74
2/8/90	at Bradley	W	67-45
1/8/91	at Missouri State	L	60-87
2/1/91	at Bradley	W	54-51
1/15/92	at Missouri State	L	33-65
2/15/92	at Bradley	L	63-92
3/11/92	$at Missouri St.	L	59-88
1/28/93	at Missouri State	L	53-76
2/13/93	at Bradley	L	53-95
3/4/93	$at Missouri St.	L	55-80
1/6/94	at Missouri State	L	53-92
2/14/94	at Bradley	L	64-85
3/8/94	$at Missouri St.	L	40-71
1/12/95	at Bradley	L	39-52
2/11/95	at Missouri State	L	63-73
3/9/95	$at Missouri St.	L	56-68
1/9/96	at Bradley	L	69-76
2/3/96	at Missouri State	L	36-79
1/9/97	at Bradley	L	58-60
2/6/97	at Missouri State	L	64-70
3/6/97	$at Missouri St.	W	53-52
1/2/98	at Bradley	L	61-78
1/30/98	at Missouri State	L	46-102
1/25/99	at Missouri State	L	69-94
2/20/99	at Bradley	L	49-96
1/29/00	at Missouri State	L	48-84
2/25/00	at Bradley	L	52-71
1/18/01	at Missouri State	L	52-86
2/16/01	at Bradley	L	55-81
12/29/01	at Missouri St. (2OT)	L	77-82
2/28/02	at Bradley	W	65-45
1/25/03	at Missouri St.	L	58-63
2/22/03	at Bradley	L	63-65
1/10/04	at Bradley	L	60-93
2/10/04	at Missouri State	L	45-65
1/1/05	at Bradley	L	74-87
3/3/05	at Missouri State	W	72-69
1/26/06	at Missouri State	L	45-66
2/26/06	at Bradley	W	70-63
3/9/06	$at Missouri St.	L	64-69
1/21//07	at Missouri State	W	76-68
2/15/07	at Bradley	W	78-75
3/9/07	$at Drake	W	65-56
1/19/08	at Bradley	L	55-70
2/14/08	at Missouri State	L	66-73
1/4/09	at Missouri State	W	68-59
3/5/09	at Bradley	W	81-71
12/31/09	at Missouri State	L	67-72
3/6/10	at Bradley	W	65-64
1/8/11	at Bradley	L	58-73
2/4/11	at Missouri State	W	73-68
12/29/11	at Bradley	L	70-79
3/3/12	at Missouri State	W	86-59
3/9/12	$at St. Charles	L	54-58
1/12/13	at Bradley	W	80-79
2/8/13	at Missouri State	L	86-91
1/10/14	at Bradley	L	56-85
2/9/14	at Missouri State	L	72-78
1/18/15	at Bradley	L	64-78
2/13/15	at Missouri State	L	61-69
1/15/16	at Bradley	L	44-55
2/14/16	at Missouri State	L	56-59
1/22/17	at Missouri St. (ot)	W	75-73
2/17/17	at Bradley	W	62-56
1/14/18	at Bradley	L	65-71
2/9/18	at Missouri St.	L	54-74
3/9/18	$ at Moline	L	68-76
1/18/19	at Bradley	L	68-56
2/17/19	at Missouri St.	L	82-60
1/31/20	at Missouri St.	L	90-56
3/1/20	at Bradley	L	69-66

Northern Iowa
(UNI leads 44-35)

2/2/84	at Bradley	W	104-55
3/2/84	at UNI	W	77-76
1/4/85	at UNI	W	99-67
3/4/85	at Bradley	W	87-71
1/4/86	at Bradley	W	75-63
3/3/86	at UNI	W	98-75
1/17/87	at Bradley	W	86-68
2/12/87	at UNI	W	90-82
1/14/88	at UNI	L	79-87
2/13/88	at Bradley	W	98-72
1/26/89	at Bradley	W	60-57
2/25/89	at UNI	L	62-76
1/2/90	at UNI	W	82-68
3/3/90	at Bradley	W	88-68
1/4/91	at Bradley	W	75-60
2/28/91	at UNI	W	90-50
1/25/92	at Bradley	W	87-75
2/20/92	at UNI	W	81-78
1/11/93	at Bradley	W	79-73
2/27/93	at UNI	L	75-87
1/15/94	at Bradley	W	89-73
2/11/94	at UNI	W	73-53
1/4/95	at Bradley	W	87-48
3/4/95	at UNI	W	72-56
1/27/96	at UNI	W	75-63
2/24/96	at Bradley (OT)	L	82-87
1/18/97	at Bradley	W	69-65
2/16/97	at UNI	W	58-51
1/24/98	at UNI	L	71-89
2/21/98	at Bradley	W	57-60
1/4/99	at Bradley	L	55-66
1/28/99	at UNI	L	61-78
1/22/00	at UNI	L	59-70
2/19/00	at Bradley	L	57-71
1/13/01	at UNI	L	52-80
2/10/01	at Bradley	W	70-65
1/12/02	at UNI (OT)	L	70-68
2/9/02	at Bradley	W	68-52
1/19/03	at UNI	L	64-80
2/15/03	at Bradley	W	76-72
3/13/03	$at Drake	L	62-72
1/17/04	at UNI	W	53-52
2/14/04	at Bradley	W	76-70
1/8/05	at Bradley	L	66-74
2/5/05	at UNI	L	49-60
1/21/06	at UNI	L	68-82
2/17/06	at Bradley	L	64-67
12/29/06	at UNI	L	47-74
3/3/07	at Bradley	L	55-64
1/3/08	at UNI	L	62-64
3/8/08	at Bradley	W	79-63
1/17/09	at UNI	L	76-92
2/14/09	at Bradley	W	69-58
1/15/10	at Bradley	W	74-62
2/13/10	at UNI	L	60-84
3/12/10	$at St. Charles	L	50-70
1/29/11	at UNI	L	34-58
2/25/11	at Bradley	L	61-71
3/11/11	$at St. Charles	L	57-87
1/20/12	at UNI	L	57-71
2/17/12	at Bradley	W	75-61
1/18/13	at Bradley	L	72-77
2/16/13	at UNI	L	45-70
1/24/14	at UNI	L	65-78
2/23/14	at Bradley	L	77-81
1/2/15	at Bradley	L	51-70
3/7/15	at UNI	L	68-74
1/31/16	at Bradley	L	47-55
2/26/16	at Northern Iowa	L	41-65
3/11/16	$at Moline	L	45-46
1/15/17	at Bradley	L	53-72
2/10/17	at Northern Iowa	L	50-70
3/10/17	$at Moline	L	39-69
1/26/18	at Bradley	L	40-51
2/25/18	at UNI	L	50-63
1/6/19	at Bradley	LOT	81-78
3/7/19	at UNI	L	61-57
1/24/20	at Bradley	W	61-47
2/22/20	at UNI	L	64-57

Southern Illinois
(So. Illinois leads 52-27)

2/27/83	$at So. Illinois	L	52-81
1/20/84	at Bradley	L	39-72
2/18/84	at So. Illinois	L	57-86
1/10/85	at Bradley	L	51-67
2/9/85	at So. Illinois	L	46-73
1/18/86	at Bradley	L	63-72
2/17/86	at Bradley	L	48-66
1/22/87	at So. Illinois	L	59-77
2/21/87	at Bradley	L	65-68
3/4/87	$at So. Illinois	L	56-63
1/2/88	at Bradley	L	59-81
1/30/88	at So. Illinois	L	49-52
1/12/89	at Bradley	L	63-74
2/11/89	at So. Illinois	L	41-70
1/6/90	at Bradley (OT)	L	67-73
2/5/90	at So. Illinois	L	56-61
3/9/90	$at So. Illinois	L	58-62
1/12/91	at Bradley	L	55-56
2/7/91	at So. Illinois	L	57-78
1/30/92	at So. Illinois	L	57-85
2/29/92	at Bradley	L	55-69
1/14/93	at So. Illinois	L	43-73
2/19/93	at Bradley	L	64-77
1/4/94	at So. Illinois	L	72-80
3/3/94	at Bradley	L	67-78
1/21/95	at So. Illinois	L	60-71
2/16/95	at Bradley	L	60-84
1/22/96	at Bradley	W	66-58
2/15/96	at So. Illinois	L	50-66
12/31/96	at Bradley (OT)	W	69-66
3/1/97	at So. Illinois	L	64-66
1/15/98	at Bradley	L	46-55
2/13/98	at So. Illinois	L	48-64
1/9/99	at So. Illinois	L	59-63
2/6/99	at Bradley	L	70-74
1/6/00	at So. Illinois	L	50-58
2/5/00	at Bradley	L	47-51
1/5/01	at Bradley	L	62-63
1/31/01	at So. Illinois	W	73-66
1/26/02	at Bradley	W	63-45
2/23/02	at So. Illinois	W	70-48
1/31/03	at Bradley	W	66-45
2/27/03	at So. Illinois	W	83-68
1/31/04	at Bradley	L	75-78
2/25/04	at So. Illinois	W	86-51
1/16/05	at So. Illinois	W	68-42
2/12/05	at Bradley	W	70-60
1/7/06	at So. Illinois	L	64-66
2/2/06	at Bradley	W	52-43
1/11/07	at Bradley	L	40-64
2/9/07	at So. Illinois	L	50-55
2/2/08	at Bradley	W	76-59
2/28/08	at So. Illinois	W	77-72
3/13/08	$at St. Charles	L	54-65
1/9/09	at Bradley	W	73-49
2/5/09	at So. Illinois	W	60-48
1/9/10	at Bradley	W	72-61
2/7/10	at So. Illinois	W	60-45
1/21/11	at Bradley	W	80-44
2/19/11	at So. Illinois	W	76-60
1/5/12	at So. Illinois	W	72-59
2/4/12	at Bradley	W	66-50
3/8/12	$at St. Charles	W	85-67
2/2/13	at Bradley	W	90-48
3/1/13	at So. Illinois	W	77-61
1/2/14	at So. Illinois (2OT)	L	96-100
3/8/14	at Bradley	W	86-68
2/1/15	at So. Illinois	L	59-76
2/27/15	at Bradley	L	66-72
1/8/16	at So. Illinois	L	49-75
2/7/16	at Bradley	L	51-65
1/27/17	at Bradley	L	57-66
2/26/17	at So. Illinois	L	63-69
1/12/18	at Bradley	L	62-63
2/11/18	at So. Illinois	L	53-62
1/20/19	at Bradley	WOT	58-53
2/15/19	at So. Illinois	L	62-55
2/2/20	at So. Illinois	L	64-50
2/27/20	at Bradley	W	61-57

Valparaiso
(Bradley leads 11-2)

1/12/83	at Valparaiso	W	92-74
1/9/84	at Bradley	W	89-51
11/27/84	at Valparaiso	W	85-57
2/20/86	at Bradley	W	86-60
11/21/05	at Bradley	W(2ot)	79-71
11/28/06	at Valparaiso	L	82-73
12/19/16	at Valparaiso	W	67-56
1/7/18	at Valparaiso	W	88-69
2/2/18	at Bradley	W	69-58
2/1/19	at Valparaiso	L	76-73
2/28/19	at Bradley	W	87-76
1/19/20	at Valparaiso	W	75-61
2/14/20	at Bradley	W	90-69

$Gateway or MVC Tournament game

2 Bradley (16-24).indd 22 11/23/2020 2:08:51 PM

BRADLEY YEAR-BY-YEAR RESULTS

1981-82 (19-8)
Coach: Joe Stowall

N28	Iowa State	L	57-79
D2	Kansas	L	31-66
D7	Truman State	L	58-73
N20	SIU-Edwardsville	W	92-76
N30	Western Illinois	W	95-77
D2	Piedmont College	W	90-78
D4	%vs. UMSL	W	99-82
D5	%vs. UW-Green Bay	L	74-84
D6	at Northeastern	W	86-63
D9	at Augustana	L	73-78
D12	Chicago State	W	125-70
D14	St. Xavier	W	104-38
J13	Illinois Central	L	83-93
J15	Wis.-Whitewater	W	82-77
J18	St. Francis (Ill.)	W	89-55
J23	Illinois-Chicago	L	61-85
J26	Illinois Wesleyan	W	93-63
J30	at Eastern Illinois	W	91-88
F3	at Quincy	W	93-79
F5	at Marycrest	W	102-74
F13	Millikin	W	96-77
F15	Quincy	W	77-65
F17	Lincoln J.C.	W	92-63
F18	Northeastern	W	80-66
F20	at Illinois Central	L	82-95
F23	at St. Xavier	W	106-59
F26	Loyola-Chi.	L	78-95
F27	Lewis	L	67-92
M3	$vs. Ntl. Coll. of Ed.	L	81-91
M4	$vs. Western Illinois	W	81-80

%Games played in Chicago, Ill.; $AIAW State Tournament

1982-83 (14-14)
Coach: Joe Stowall

N19	Iowa	L	82-86
N23	at SIU-Edwardsville	W	84-76
N27	at Chicago State	W	129-82
N30	Elmhurst College	W	2-0~
D3	at Northern Illinois	L	75-98
D5	at Wisconsin	L	80-123
D8	Purdue	W	109-89
D10	SIU-Edwardsville	W	92-81
D16	at Indiana State	L	59-79
D23	at Illinois	L	87-111
J7	Milwaukee	L	75-77
J8	Illinois-Chicago	W	100-76
J12	at Valparaiso	W	92-74
J14	Indiana State	L	68-71
J18	at St. Francis (Ill.)	W	86-77
J21	Marycrest	W	96-69
J23	Chicago State	W	106-50
J25	Eastern Illinois	L	61-78
J28	Marquette	L	65-83
F1	at Loyola-Chicago	W	94-80
F4	Augustana	W	85-73
F5	Iowa State	L	63-83
F7	at Northeastern	L	63-81
F11	Lewis	W	83-76
F14	at Quincy	L	84-88
F18	Notre Dame	L	57-68
F22	at Western Illinois	W	92-83
F27	$at Southern Illinois	L	52-81

$Gateway Tournament; ~ Forfeit

1983-84 (9-18; 6-12 GC)
Coach: Angela Beck

N28	at Purdue	L	54-68
D1	Wisconsin	L	59-75
D6	Illinois	L	59-75
D9	Northern Illinois	L	63-65
D14	at Millikin	W	86-73
D16	at Iowa	L	46-70
D17	at Lewis	W	78-67
J4	at Western Illinois	L	70-88
J7	Loyola-Chicago	L	45-77
J9	Valparaiso	W	89-51
J12	*at Wichita State	L	62-74
J14	*at Missouri State	L	79-92
J20	*Southern Illinois	L	39-72
J21	*Eastern Illinois	L	51-78
J26	*at Indiana State	W	70-63
J28	*at Illinois State	L	52-102
F2	*UNI	W	104-55
F4	*Drake	L	64-99
F9	*Missouri State	W	88-76
F11	*Wichita State	L	64-75
F16	*at Eastern Illinois	L	74-88
F18	*at Southern Illinois	L	57-86
F23	*Illinois State	L	71-99
F25	*Indiana State	W	72-63
F29	*at Drake	L	50-105
M2	*at UNI	W	77-76
M6	*Western Illinois	W	2-0~

* Gateway game; ~ Forfeit

1984-85 (13-14; 7-11 GC)
Coach: Angela Beck

N20	St. Ambrose	W	86-53
N24	at Illinois	L	56-62
N27	at Valparaiso	W	85-57
N30	Ball State	W	86-53
D1	Purdue	L	65-66
D5	Northeastern (OT)	W	69-53
D8	at Illinois-Chicago	W	76-69
D10	Eastern Washington	L	63-79
D15	Lewis	W	76-66
J4	*at UNI	W	99-67
J6	*at Drake	L	86-91
J10	*Southern Illinois	L	51-67
J12	*Eastern Illinois	W	85-73
J17	*at Wichita State	W	56-54
J19	*at Missouri State	W	81-56
J24	*Illinois State	L	62-93
J26	*Indiana State (OT)	W	88-83
F2	*at Western Illinois	L	78-50
F7	*at Eastern Illinois	L	79-88
F9	*at Southern Illinois	L	46-73
F14	*Wichita State	L	50-52
F16	*Missouri State	L	62-65
F21	*at Indiana State	L	63-67
F23	*at Illinois State	L	50-63
M2	*Western Illinois	W	79-65
M4	*UNI	W	87-71
M6	*Drake	L	68-71

*Gateway game

1985-86 (16-12; 11-7 GC)
Coach: Angela Beck

N22	at Iowa	L	39-75
N23	!vs. N. C. State	L	42-82
N26	St. Ambrose	W	74-68
N29	Marquette	W	73-56
N30	Missouri	L	68-89
D3	at Northwestern	L	57-73
D10	at Northeastern	W	77-37
D18	Illinois-Chicgo	W	82-50
D30	at Loyola-Chicago	L	91-98
J2	*Drake	L	71-80
J4	*UNI	W	75-63
J9	*at Missouri State	W	90-64
J11	*at Wichita State	L	48-73
J16	*Eastern Illinois	W	72-66
J18	*Southern Illinois	L	63-72
J25	*Western Illinois	W	86-48
J29	*at Illinois State	L	68-75
F1	*at Indiana State	W	71-66
F6	*Missouri State	W	79-64
F8	*Wichita State	W	64-63
F15	*at Eastern Illinois	W	79-75
F17	*Southern Illinois	L	48-66
F20	Valparaiso	W	86-60
F22	*at Western Illinois	W	97-72
F27	*Indiana State	W	80-65
M1	*Illinois State (OT)	L	95-102
M3	*at UNI	W	98-75
M5	*at Drake	L	68-85

*Gateway game

1986-87 (15-13; 10-8 GC)
Coach: Lisa Boyer

N28	UW-Green Bay	W	67-61
N29	Central Michigan (OT)	L	88-91
D4	at Marquette	W	85-74
D5	at Wisconsin	L	63-75
D16	Northwestern	W	78-76
D19	at Missouri	L	64-106
D20	at Saint Louis	L	52-57
D28	*Illinois State	W	82-74
D30	*Indiana State	L	68-73
J5	*at Western Illinois	W	82-55
J8	*at Missouri State	L	68-78
J10	*at Wichita State	L	66-72
J14	*Drake	W	66-60
J17	*UNI	W	86-68
J18	*Chicago State	W	74-51
J22	*at Southern Illinois	L	59-77
J24	*at Eastern Illinois	L	67-72
J27	at Illinois-Chicago	W	94-80
J31	*Western Illinois	W	79-61
F5	*Wichita State	W	64-36
F7	*Missouri State	W	64-56
F12	*at UNI	W	90-82
F14	*at Drake	L	64-67
F19	*Eastern Illinois	W	98-84
F21	*Southern Illinois	L	65-68
F26	*at Indiana State	L	70-85
F27	*at Illinois State	W	80-76
M4	$at Southern Illinois	L	56-63

* Gateway game; $ Gateway Tournament

1987-88 (9-18; 6-12 GC)
Coach: Lisa Boyer

N27	Saint Louis	W	86-49
N28	Western Michigan	W	81-66
N30	at Dayton	L	79-88
D4	!vs. Miami (Ohio)	L	57-65
D5	!vs. U.S. Int'l	L	74-85
D7	Marquette	W	98-77
D18	at Western Michigan	L	77-80
D28	*at Indiana State	L	55-78
D30	*at Illinois State	L	70-83
J2	*Southern Illinois	L	59-81
J4	*Eastern Illinois	L	68-71
J9	*at Western Illinois	W	78-77
J11	at Central Michigan	L	91-96
J14	*at UNI	L	79-87
J16	*at Drake	L	69-88
J21	*Wichita State	L	82-84
J23	*Missouri State	W	79-77
J28	*at Eastern Illinois	L	55-83
J30	*at Southern Illinois	L	49-52
F6	*Western Illinois	W	76-65
F9	*Drake	W	79-72
F13	*UNI	W	98-72
F15	at DePaul	L	65-83
F18	*at Missouri State	L	81-90
F20	*at Wichita State	L	65-80
F24	*Illinois State	W	85-79
F28	*Indiana State	L	87-89

*Gateway game

1988-89 (12-15; 6-12 GC)
Coach: Lisa Boyer

N26	!vs. Virginia Tech	L	57-75
N27	!vs. Duquesne	W	75-69
N30	at Saint Louis	W	62-45
D2	at Creighton	W	74-73
D5	DePaul	W	73-62
D17	at Marquette	W	83-78
D19	at Loyola-Chicago	L	71-80
D30	Dayton	W	77-63
J2	at Illinois	L	56-82
J4	*Western Illinois	W	90-67
J7	*at Wichita State	W	77-72
J9	*at Missouri State	W	84-77
J12	*Southern Illinois	L	63-74
J14	*Eastern Illinois	W	65-63
J19	*at Indiana State	L	78-98
J21	*at Illinois State	L	56-88
J26	*UNI	W	60-57
J28	*Drake	L	73-77
F2	*Missouri State	W	69-60
F4	*Wichita State	L	68-87
F9	*at Eastern Illinois	L	54-62
F11	*at Southern Illinois	L	41-70
F16	*Illinois State	L	55-71
F18	*Indiana State	L	68-73
F23	*at Drake	L	51-52
F25	*at UNI	L	62-76
M3	*at Western Illinois	L	70-77

!Games played in Syracuse, N.Y.; *Gateway game

1989-90 (16-12; 12-6 GC)
Coach: Lisa Boyer

N24	!vs. Old Dominion	L	63-84
N25	!vs. Memphis State	L	61-69
N26	!vs. Fairfield	L	64-82
D2	Creighton	W	107-68
D5	Loyola-Chicago	W	65-54
D16	at Wright State	W	64-50
D21	at Minnesota	L	69-77
D29	Illinois	L	78-80
J2	*at UNI	W	82-68
J4	*at Drake	W	77-69
J6	*Southern Illinois (OT)	L	67-73
J8	*at Eastern Illinois	W	78-63
J11	*at Wichita State	W	57-53
J13	*at Missouri State	L	34-74
J17	*Illinois State	W	68-66
J20	*Indiana State	W	78-63
J23	at Chicago State	W	78-55
J27	*at W. Illinois (OT)	W	81-75
F1	*Eastern Illinois	L	67-73
F5	*at Southern Illinois	L	56-61
F8	*Missouri State	W	67-45
F10	*Wichita State	W	73-48
F15	*at Indiana State (OT)	W	89-81
F17	*at Illinois State	L	59-80
F24	*Western Illinois	W	75-67
M1	*Drake	L	55-57
M2	*UNI	W	88-68
M9	$at Southern Illinois	L	58-62

!Games played in Oranjestad, Aruba; *Gateway Conference game; $Gateway Tournament

1990-91 (13-14; 9-9 GC)
Coach: Lisa Boyer

N24	!vs. Toledo	L	62-74
N25	!vs. Bucknell	W	96-83
N28	at Loyola-Chicago	W	67-51
D1	at DePaul	L	60-80
D7	at Kentucky	L	75-103
D9	at Louisville	L	77-82
D11	Miami (Ohio)	W	84-69
D20	Minnesota	W	84-76
D29	at Creighton	L	86-95
J2	*Drake	W	88-81
J4	*UNI	W	75-60
J6	*at Wichita State	W	76-69
J8	*at Missouri State	L	60-87
J10	*Eastern Illinois	W	59-55
J12	*Southern Illinois	L	55-56
J19	*Western Illinois	W	84-68
J23	*at Illinois State	L	65-71
J26	*at Indiana State	W	79-78
F1	*Missouri State	W	54-51
F3	*Wichita State	W	82-70
F7	*at Southern Illinois	L	57-78
F9	*at Eastern Illinois	L	71-84
F16	*at Western Illinois	L	73-75
F22	*Indiana State	L	72-79
F24	*Illinois State	L	59-83
F28	*at UNI	W	90-50
M2	*at Drake	L	66-70

!Games played in Houston, Texas; *Gateway Conference game

1991-92 (17-11; 11-7 GC)
Coach: Lisa Boyer

N25	Loyola-Chicago (2OT)	W	93-84
N29	!vs. Xavier	L	69-72
N30	!vs. Illinois-Chicago	W	72-50
D2	at Miami (Ohio)	W	65-60
D7	at Wake Forest	L	71-79
D10	DePaul	W	60-54
D21	Louisville	W	71-67
D29	Creighton	L	53-80
J3	*Illinois State	L	69-81
J5	*Indiana State (OT)	L	68-77
J11	*at Western Illinois	L	64-67
J15	*at Missouri State	L	33-65
J18	*at Wichita State	W	69-68
J23	*Drake	W	84-60
J25	*UNI	W	87-75
J30	*at Southern Illinois	L	57-85
F1	*at E. Illinois (3OT)	W	90-86
F4	Dayton	W	70-68
F8	*Western Illinois	W	90-68
F13	*Wichita State	W	109-73
F15	*Missouri State	L	63-92
F20	*at UNI	W	81-78
F22	*at Drake	W	75-62
F27	*Eastern Illinois	W	104-70
F29	*Southern Illinois	L	55-69
M4	*at Indiana State	W	65-59
M5	*at Illinois State	W	59-54
M11	$at Missouri State	L	59-88

!Games played in Mt. Pleasant, Mich.; *Gateway game; $Gateway Tournament

1992-93 (7-20; 4-12 MVC)
Coach: Lisa Boyer

D1	at Dayton	L	56-75
D4	!vs. Central Michigan	L	47-53
D5	!vs. Texas Southern	W	75-38
D8	at Purdue	L	58-84
D18	$vs. Furman (OT)	L	81-87
D19	$vs. Dartmouth	W	68-59
D28	Kentucky	L	49-78
D30	Wake Forest	L	44-56
J4	at Loyola-Chicago	L	49-54
J7	*Creighton	L	53-75
J9	*Drake	L	67-68
J11	*UNI	W	79-73
J14	*at Southern Illinois	L	43-73
J16	*at Indiana State	L	81-84
J19	Chicago State	W	94-55
J23	*Illinois State	L	68-83
J28	*at Missouri State	L	53-76
J30	*at Wichita State	L	44-76
F3	*at Illinois State	W	77-66
F11	*Wichita State	L	57-72
F13	*Missouri State	L	53-95
F19	*Southern Illinois	L	64-77
F21	*Indiana State	W	98-79
F25	*at Drake	W	83-75
F27	*at UNI	L	75-87
M1	*at Creighton	L	59-74
M4	%at Missouri State	L	55-80

!Games played in Pullman, Wash.; $Games played in DeLand, Fla.; *MVC game; %MVC Tournament

1993-94 (9-18; 4-12 MVC)
Coach: Lisa Boyer

N26	Loyola-Chicago	L	75-79
N28	Missouri	W	84-75
D3	at Northwestern	L	53-94
D4	!vs. Butler	L	64-65
D7	at Saint Louis	W	78-62
D17	at Stetson	W	73-59
D18	#vs. Eastern Kentucky	W	74-65
D30	Purdue	L	47-69
J4	*at Southern Illinois	L	72-80
J6	*at Missouri State	L	53-92
J9	*Wichita State	W	91-70
J12	at Virginia Tech	L	52-76
J15	*UNI	W	89-73
J18	at Chicago State	W	89-66
J21	*at Indiana State	L	78-81
J24	*at Illinois State	W	69-57
J27	*Creighton	L	65-88
J29	*at Drake	L	52-89
F3	*at Wichita State (2OT)	L	97-101
F11	*at UNI	W	73-53
F14	*Missouri State	L	64-85
F21	*Illinois State	L	78-93
F24	*Drake	L	74-79
F26	*at Creighton	L	64-82
M3	*Southern Illinois	L	67-78
M5	*Indiana State	L	82-87
M8	%at Missouri State	L	40-71

!Games played in Evanston, Ill.; $Games played in DeLand, Fla.; *MVC game; %MVC Tournament

1994-95 (13-14; 7-11 MVC)
Coach: Lisa Boyer

N27	at Missouri	W	83-78
N29	Northwestern	W	75-55
D7	Marquette	L	73-80
D17	!vs. Austin Peay	W	75-63
D18	!vs. South Carolina St.	W	69-52
D29	at Illinois-Chicago	L	63-66
D31	Eastern Michigan	W	78-51
J4	*UNI	W	87-48
J7	*at Drake	L	60-75
J9	*at Creighton	L	57-84
J12	*Missouri State	L	39-52
J14	*Wichita State	L	55-56
J19	*at Evansville	W	93-65
J21	*at Southern Illinois	L	60-71
J26	*Indiana State	W	77-73
J28	*Illinois State	L	69-73
F2	*Creighton	L	74-81
F4	*Drake (OT)	W	72-70
F9	*at Wichita State	L	61-65
F11	*at Missouri State	L	63-73
F16	*Southern Illinois	L	60-84
F18	*Evansville	W	69-55
F23	*at Illinois State	W	75-47
F25	*at Indiana State	L	60-69
M1	Saint Louis	W	80-69
M4	*at UNI	W	72-56
M9	%at Missouri State	L	56-68

!Games played in Annapolis, Md.; *MVC game; %MVC Tournament

1995-96 (13-14; 7-11 MVC)
Coach: Lisa Boyer

N24	at Kansas State	W	50-61#
N25	!vs. CSU-Sacramento	W	71-70
D2	at Rice	L	51-78
D3	$vs. Cincinnati	W	65-61
D14	Illinois-Chicago	W	76-71
D18	at Marquette	L	59-71
D21	Loyola-Chicago	W	83-58
D28	at Northern Illinois	W	76-66
D31	*at Indiana State	W	78-75
J2	*at Illinois State	L	75-80
J7	*Wichita State	W	80-69
J6	*Missouri State	L	69-76
J13	*at Creighton	L	68-71
J15	*at Drake	L	58-87
J20	*Evansville	W	71-59
J22	*Southern Illinois	W	66-58
J27	*at UNI	W	75-63
F1	*at Wichita State	W	72-64
F3	*at Missouri State	L	36-79
F8	*Creighton	L	75-96
F10	*Drake	L	77-80
F15	*at Southern Illinois	L	50-66
F17	*at Evansville	L	59-61
F24	*UNI (OT)	L	82-87
F29	*Indiana State (OT)	W	96-90
M2	*Illinois State	L	71-83
M7	%vs. Illinois State (OT)	L	75-80

#Later forfeited by Kansas St.; !Games played in Manhattan, Kan.; $Games played in Houston, Texas; *MVC game; %MVC Tournament

1996-97 (16-12; 9-9 MVC)
Coach: Donna Freitag

N22	Rice	L	50-62
N24	Kansas State	L	49-71
N30	at Xavier	W	101-86
D4	at Loyola-Chicago	W	90-66
D18	Northern Illinois	W	92-64
D21	!vs. CS-Fullerton	W	73-65
D22	!at Arizona State	W	78-66
D29	*Evansville	W	83-53
D31	*So. Illinois^ (OT)	W	69-66
J3	*at Drake	L	61-84
J6	*at Creighton	W	62-53
J9	*Missouri State	L	58-60
J11	*Wichita State	W	71-65
J16	Western Illinois	W	79-67
J18	*UNI	W	69-65
J23	*at Illinois State	L	66-80
J26	*at Indiana State	W	70-53
J30	*Drake	L	90-91
F1	*Creighton	L	48-65
F6	*at Missouri State	L	64-70
F8	*at Wichita State	L	51-71
F16	*at UNI	W	58-51
F20	*Illinois State	W	61-58
F22	*Indiana State	L	62-69
F27	*at Evansville	W	73-61
M1	*at Southern Illinois	L	64-66
M6	%at Missouri State	W	53-52
M7	%vs. Wichita State	L	67-74

!Arizona St. Sun Devil Classic; ^Games played at Carver Arena; *MVC game; %MVC Tournament

1997-98 (9-17; 4-14 MVC)
Coach: Donna Freitag

N16	Western Michigan	W	78-62
N22	at Western Illinois	W	85-65
N25	Xavier	L	58-67
N28	at Weber State	W	85-71
N29	at Utah	L	42-86
D3	at Nebraska	L	66-80
D7	at Loyola-Chicago	W	74-62
D18	Louisville	W	76-67
D28	*at Drake	L	61-94
D30	*at Creighton	L	58-85
J2	*Missouri State	L	61-78
J5	*Wichita State	W	57-53
J9	*at Illinois State	L	54-78
J11	*at Indiana State	L	47-67
J15	*Southern Illinois	L	46-55
J17	*Evansville	W	84-69
J24	*at UNI	L	71-89
J29	*at Wichita State	L	52-70
J30	*at Missouri State	L	46-102
F5	*Indiana State	W	71-60
F7	*Illinois State (2OT)	L	80-83
F13	*at Southern Illinois	L	48-64
F15	*at Evansville	L	63-79
F21	*UNI	W	57-60
F26	*Drake	L	60-90
F28	*Creighton	L	76-79

*MVC game

1998-99 (6-20; 0-18 MVC)
Coach: Donna Freitag

N14	Utah	W	58-57
N19	at Missouri	L	57-73
N22	Weber State	W	69-68
N28	!at Minnesota	L	59-84
N29	!vs. Delaware	W	94-87
D4	at Western Illinois	W	93-82
D8	Loyola-Chicago	W	93-70
D20	at Western Michigan	W	93-82
D28	*Illinois State (OT)	L	93-95
D30	*Indiana State	L	61-64
J4	*UNI	L	55-66
J7	*at Evansville	L	71-72
J9	*at Southern Illinois	L	59-63
J14	*Creighton	L	55-68
J16	*Drake	L	76-84
J23	*at Wichita State	L	71-72
J25	*at Missouri State	L	69-94
J28	*at UNI	L	61-78
F4	*Evansville	L	64-80
F6	*Southern Illinois	L	70-74
F12	*at Drake	L	53-89
F14	*at Creighton	L	58-73
F18	*Wichita State	L	58-68
F20	*Missouri State	L	49-96
F23	*at Illinois State	L	62-70
F28	*at Indiana State	L	74-94

!Gopher Basketball Classic; *MVC game

1999-00 (6-20; 3-15 MVC)
Coach: Donna Freitag

N20	Missouri	L	49-92
N27	!at Iowa	L	49-92
N28	!vs. Chicago State	W	77-42
D1	Ball State	W	71-69
D3	Minnesota	W	56-49
D7	Western Illinois	L	64-71
D18	at Pacific	L	43-76
D20	at Fresno State	L	60-70
D30	*Drake (OT)	L	71-80
J2	*Creighton	L	65-71
J6	*at Southern Illinois	L	50-58
J8	*at Evansville	L	61-89
J13	*Indiana State	W	59-54
J16	*Illinois State	L	67-80
J22	*at UNI	L	59-70
J29	*at Missouri State	L	48-84
J31	*at Wichita State	L	63-74
F3	*Evansville (OT)	W	79-75
F5	*Southern Illinois^	L	47-51
F10	*at Indiana State	L	52-79
F12	*at Illinois State	W	61-60
F19	*UNI	L	57-71
F25	*Missouri State	L	52-71
F27	*Wichita State	L	68-84
M2	*at Drake	L	47-91
M4	*at Creighton	L	81-66

!Hawkeye Challenge; ^Games played at Carver Arena; *MVC game

2000-01 (10-17; 5-13 MVC)
Coach: Paula Buscher

N18	at Ball State	L	69-87
N21	Eastern Illinois	L	67-68
N24	at UMKC	W	59-55
N30	Illinois-Chicago	W	57-44
D3	Pacific	W	75-64
D15	!vs. East Tennessee St.	W	69-64
D16	!at Denver	L	60-74
D20	Cornell^	W	58-55
D30	*at Illinois State	L	60-79
J1	*at Indiana State	L	69-71
J5	*Southern Illinois	L	62-63
J7	*Evansville	L	52-80
J13	*at UNI	L	52-80
J18	*at No. 14 Missouri St.	L	52-86
J20	*at Wichita State	W	73-71
J26	*Drake	L	72-84
J28	*Creighton	L	75-80
J31	*at Southern Illinois	W	73-66
F3	*at Evansville	L	51-76
F10	*UNI	W	70-56
F16	*No. 13 Missouri St.	L	55-81
F18	*Wichita State	W	67-66
F22	*at Drake	L	50-73
F24	*at Creighton	L	79-87
M1	*Illinois State	W	83-54
M3	*Indiana State	L	72-81
M8	%vs. Drake	L	60-73

!Pioneer Basketball Classic; ^Carver Arena; *MVC game; %MVC Tournament

2001-02 (16-12; 7-11 MVC)
Coach: Paula Buscher

N16	at W. Illinois (OT)	W	79-77
N20	at Eastern Illinois	W	84-72
N23	!at Maine	W	84-56
N24	!vs. Green Bay	W	70-63
N29	UMKC	W	80-59
D1	Fresno State	W	80-62
D4	at Loyola-Chicago	W	69-50
D7	Denver (OT)	W	85-82
D20	at Illinois-Chicago	W	69-53
D29	*at Missouri St. (2OT)	L	77-82
D31	*at Wichita State	L	70-85
J4	*Indiana State	W	83-77

2 Bradley (16-24).indd 23 11/23/2020 2:08:51 PM

BRADLEY YEAR-BY-YEAR RESULTS

J6	*Illinois State	W	71-36
J12	*at UNI (OT)	L	68-70
J17	*at Drake	L	56-85
J19	*at Creighton	L	64-78
J24	*Evansville	W	77-67
J26	*Southern Illinois	W	63-45
J31	*at Indiana State	L	49-72
F3	*at Illinois State	L	62-70
F9	*UNI	W	68-52
F15	*Drake	L	60-71
F17	*Creighton	L	70-86
F21	*at Evansville	L	48-51
F23	*at Southern Illinois	W	70-48
F28	*Missouri State	W	65-45
M2	*Wichita State	L	65-67
M7	%vs. Drake	L	68-77

!Dead River Classic; *MVC game; %MVC Tournament

2002-03 (13-15; 9-9 MVC)
Coach: Paula Buscher

N22	at Butler	W	72-65
N26	at Missouri	L	76-77
N30	Loyola	W	83-59
D3	Western Illinois	W	63-53
D6	vs. Florida International	L	73-89
D7	vs. Fairleigh Dickinson	W	68-60
D20	at Northern Illinois	L	59-62
D22	Maine	L	70-80
D29	Saint Louis	L	44-80
J2	*at Creighton	L	75-89
J4	*at Drake	L	54-69
J9	*Indiana State	L	62-80
J11	*Illinois State	W	63-59
J19	*at UNI	L	64-80
J23	*at Wichita State	W	66-61
J25	*at Missouri State	L	58-63
J31	*Southern Illinois	W	66-45
F2	*Evansville	W	86-63
F7	*at Indiana State	L	55-98
F9	*at Illinois State	W	70-54
F15	*UNI	W	76-72
F20	*Wichita State	W	73-58
F22	*Missouri State	L	63-65
F27	*at Southern Illinois	W	83-68
M1	*at Evansville	W	71-56
M6	*Creighton	L	61-72
M8	*Drake	L	63-68
M13	%UNI	L	62-72

*MVC games; %MVC Tournament

2003-04 (9-19; 7-11 MVC)
Coach: Paula Buscher

N21	at Saint Louis	L	62-55
N23	Missouri	L	77-58
N28	at Saint Mary's (OT)	W	64-57
N29	vs. Miami	L	70-52
D3	Butler	L	68-54
D6	at Loyola-Chicago	L	87-71
D10	at Illinois	L	89-68
D18	Western Illinois	L	70-58
D21	Northern Illinois	W	53-48
J2	*at Indiana State	L	83-74
J4	*at Illinois State	L	79-78
J8	*Wichita State	W	67-51
J10	*Missouri State	L	93-60
J17	*at UNI	W	53-52
J22	*at Creighton	L	64-59
J24	*at Drake	L	59-46
J31	*Southern Illinois	L	78-75
F2	*Evansville	L	81-65
F8	*at Wichita State	L	77-61
F10	*at Missouri State	L	65-45
F14	*UNI	W	76-70
F20	*Drake	W	69-58
F22	*Creighton	L	68-64
F25	*at Southern Illinois	W	86-51
F29	*at Evansville	L	69-66
M4	*Illinois State	W	71-54
M6	*Indiana State	W	97-83
M11	%Drake	L	60-57

*MVC games; %MVC Tournament

2004-05 (15-13; 8-10 MVC)
Coach: Paula Buscher

N21	Stony Brook	W	87-60
N24	at Illinois-Chicago	W	83-67
N27	vs. Detroit	W	78-75
N28	at Ohio State	L	52-86
D1	Western Illinois	L	57-72
D4	Loyola-Chicago	W	95-66
D7	at Illinois	W	70-67
D18	Jackson State^	W	77-49
D21	at Saint Louis	W	86-56
J1	*Missouri State	L	74-87
J3	*Wichita State	W	84-53
J8	*UNI	L	66-74
J13	*at Evansville	W	68-65
J16	*at Southern Illinois	W	68-42
J21	*Illinois State	W	57-55
J23	*Indiana State	L	74-81
J30	*at Creighton	L	71-89
J27	*at Drake	L	74-82
F5	*at UNI	L	49-60
F10	*Evansville	W	81-67
F12	*Southern Illinois	W	70-60
F17	*at Indiana State	L	57-80
F20	*at Illinois State	L	67-69
F24	*Creighton	L	64-76
F26	*Drake	L	58-66
M3	*at Missouri State	W	72-69
M5	*at Wichita State	W	72-52
M10	%vs Indiana State	L	59-83

*MVC games; ^Games played at Carver Arena; %MVC Tournament

2005-06 (9-19; 5-13 MVC)
Coach: Paula Buscher

N18	Illinois-Chicago	W	78-73
N21	Valparaiso (OT)	W	79-71
N25	at Miami	L	61-73
N26	vs. Duquesne	L	60-70
N30	at Western Illinois	L	54-57
D2	at Loyola-Chicago	W	61-50
D5	Illinois	L	64-80
D15	St. Mary's	L	55-60
D18	Saint Louis	W	77-65
D29	*Drake	L	62-68
D31	*Creighton	L	68-79
J5	*at Evansville	L	57-71
J7	*at Southern Illinois	L	64-66
J12	*Indiana State	L	59-70
J15	*Illinois State	W	71-63
J21	*at UNI	L	68-82
J26	*at Missouri State	L	45-66
J28	*at Wichita State	L	59-61
F2	*Southern Illinois	W	52-43
F4	*Evansville	L	49-51
F10	*at Indiana State	L	52-78
F12	*at Illinois State	L	51-66
F17	*UNI	L	64-67
F24	*Wichita State	W	85-79
F26	*Missouri State	W	70-63
M2	*at Creighton	W	80-63
M4	*at Drake	L	57-65
M9	%at Missouri State	L	64-69

*MVC games; %MVC Tournament

2006-07 (12-19; 7-11 MVC)
Coach: Paula Buscher

N14	at Eastern Illinois	L	75-92
N11	Chicago State	W	67-60
N17	at Butler	L	73-85
N20	Western Illinois	W	90-77
N24	at SMU	L	61-80
N25	vs. San Jose State	W	72-56
N28	at Valparaiso	L	73-82
D3	Loyola-Chicago	W	79-59
D15	at Illinois-Chicago	L	69-83
D17	Northern Illinois	L	75-85
D21	Illinois	L	41-57
D29	*at UNI	L	47-74
J6	*at Creighton	L	63-73
J8	*at Drake	W	62-57
J11	*Southern Illinois	L	40-64
J13	*Evansville	W	67-65
J19	*at Wichita State	L	60-73
J21	*at Missouri State	W	76-68
J25	*Indiana State	L	50-63
J28	*at Illinois State	L	47-55
F1	*Creighton	L	65-69
F3	*Drake	W	58-51
F9	*at Southern Illinois	L	50-55
F11	*at Evansville (OT)	W	82-76
F15	*Missouri State	W	78-75
F17	*Wichita State	W	88-77
F23	*Illinois State	L	66-75
F25	*at Indiana State	L	50-86
M3	*UNI	L	55-64
M8	%vs Missouri State	W	65-56
M9	%vs Illinois State	L	60-75

*MVC games; %MVC Tournament

2007-08 (12-18, 6-12, MVC)
Coach: Paula Buscher

N9	at Northern Illinois	L	48-54
N13	BUTLER	L	46-56
N17	ILLINOIS-CHICAGO	W	69-62
N20	vs. Santa Clara	L	61-69
N21	vs. Cleveland State	L	61-82
N27	EASTERN ILLINOIS	W	83-57
D1	at Arkansas-Little Rock	L	40-65
D5	at Loyola-Chicago	W	80-56
D8	TOLEDO	W	68-47
D20	at Chicago State	W	70-44
D28	UC DAVIS	W	79-70
J3	*at UNI	L	62-64
J10	*at Indiana State	L	65-70
J13	*ILLINOIS STATE	L	61-94
J17	*WICHITA STATE	W	66-54
J19	*MISSOURI STATE	L	55-70
J24	*at Drake	L	70-75
J26	*at Creighton	L	69-72
J31	*EVANSVILLE	L	50-71
F2	*SOUTHERN ILLINOIS	W	76-59
F7	*INDIANA STATE	W	62-50
F10	*at Illinois State	L	46-79
F14	*at Missouri State	L	66-73
F16	*at Wichita State	L	53-56
F21	*DRAKE	L	63-77
F23	*CREIGHTON	W	52-51
F28	*at Southern Illinois	W	77-72
M1	*at Evansville	L	70-80
M8	*UNI	W	79-63
M13	^vs Southern Illinois	L	54-65

*MVC game; ^MVC Tournament

2008-09 (21-10, 11-7, MVC)
Coach: Paula Buscher

N9	at Northern Illinois	L	48-54
N15	LOYOLA	W	67-70
N19	EASTERN ILLINOIS	W	71-69
N22	at Illinois-Chicago	L	61-72
N25	NORTHERN ILLINOIS	W	77-62
N28	+at Northern Arizona	W	83-66
N29	+vs. UC Riverside	W	59-56
D6	vs. Illinois	W	71-53
D18	SIUE	W	66-57
D22	at Toledo	W	73-65
D28	AIR FORCE	W	81-65
J2	*at Wichita State	W	69-49
J4	*at Missouri State	W	68-59
J9	*SOUTHERN ILLINOIS	W	73-49
J11	*EVANSVILLE	W	65-54
J17	*at UNI	L	76-92
J23	*at Drake	L	51-71
J25	*at Creighton	L	46-61
J30	*ILLINOIS STATE	L	58-74
F1	*INDIANA STATE	W	81-62
F5	*at Southern Illinois	W	60-48
F7	*at Evansville	W	80-68
F14	*UNI	W	69-58
F19	*CREIGHTON	W	75-67
F21	*DRAKE (OT)	W	87-80
F26	*at Illinois State	L	61-82
M1	*at Indiana State	L	58-62
M5	*MISSOURI STATE	W	81-71
M7	*WICHITA STATE	L	68-70
M13	%vs. Indiana State	W	70-49
M14	%vs. Evansville (OT)	L	81-84

+Northern Arizona Classic; *MVC games; %MVC Tournament

2009-10 (17-14, 12-6, MVC)
Coach: Paula Buscher

N9	at Northern Illinois	L	73-86
N15	ILLINOIS-CHICAGO	W	79-64
N22	at Illinois	L	45-67
N28	+vs. Washington State	L	66-80
N29	+at UNLV	W	83-68
D5	UALR	L	51-58
D8	MISSOURI	L	46-52
D17	at Northern Colorado	L	58-75
D19	at Air Force	W	62-45
D29	at Saint Louis	W	72-66
D31	*at Missouri State	L	67-72
J1	*at Wichita State	L	55-69
J7	*EVANSVILLE	W	75-46
J9	*SOUTHERN ILLINOIS	W	72-61
J15	*UNI	W	74-62
J22	*at Creighton	W	63-57
J24	*at Drake	W	61-58
J28	*INDIANA STATE	W	59-54
J31	*ILLINOIS STATE	L	53-68
F5	*at Evansville	W	68-58
F7	*at Southern Illinois	W	60-45
F13	*at UNI	L	60-84
F19	*CREIGHTON	W	72-62
F21	*DRAKE	W	63-55
F25	*at Illinois State	L	58-71
F28	*at Indiana State	L	57-70
M4	*WICHITA STATE	W	58-55
M6	*MISSOURI STATE	W	65-64
M12	%vs. UNI	L	50-70
M17	$at Louisville	W	69-59
M21	$at College of Charleston	L	66-76

*MVC games; %MVC Tournament; $WBI Tournament

2010-11 (15-16, 7-11, MVC)
Coach: Paula Buscher

N13	BUTLER	W	77-63
N16	at Iowa	L	53-91
N19	ILLINOIS	L	51-73
N22	at Eastern Illinois	W	77-72
N26	+vs. William & Mary	W	65-62
N27	+vs. Arizona	L	59-82
D1	at UW-Milwaukee (OT)	W	72-70
D4	SAINT LOUIS	W	81-64
D7	at Western Illinois	W	62-55
D18	NORTHERN ILLINOIS	W	57-48
D21	at Illinois-Chicago	L	65-74
D30	*at Illinois State	L	69-83
J1	*at Indiana State	L	68-84
J6	*WICHITA STATE	W	68-49
J8	*MISSOURI STATE	L	58-73
J13	*at Drake	L	64-68
J15	*at Creighton	L	58-73
J21	*SOUTHERN ILLINOIS	W	80-44
J23	*EVANSVILLE	W	65-58
J29	*at UNI	L	34-58
F4	*at Missouri State	W	73-68
F6	*at Wichita State	L	74-81
F10	*DRAKE	L	65-67
F12	*CREIGHTON	L	50-72
F17	*at Evansville	W	66-59
F19	*at Southern Illinois	W	76-60
F25	*UNI	L	61-71
M3	*ILLINOIS STATE	L	63-71
M5	*INDIANA STATE	W	77-69
M10	%vs. Evansville	W	64-47
M11	%vs. UNI	L	57-87

+Cancun Thanksgiving Classic; *MVC game; %MVC Tournament

2011-12 (18-16, 7-11 MVC)
Coach: Paula Buscher

N12	NO. COLORADO	W	59-49
N15	EASTERN ILLINOIS	L	58-59
N18	+at Winthrop	W	71-61
N19	+vs. Stetson	L	63-73
N20	+vs. Niagra	W	68-43
N23	at Northern Illinois	W	50-45
N28	UW-MILWAUKEE	L	67-71
N30	at Butler	W	71-63
D3	at Central Michigan	W	86-79
D6	at SIU Edwardsville	W	66-60
D17	IOWA	W	96-88
D21	WESTERN ILLINOIS	W	93-64
D29	*MISSOURI STATE	L	70-79
D31	*WICHITA STATE	L	58-71
J5	*at Southern Illinois	W	72-59
J8	*at Evansville	L	59-71
J12	*ILLINOIS STATE	L	65-67
J14	*INDIANA STATE	W	79-58
J20	*at UNI	L	57-71
J27	*at Drake	L	62-77
J29	*at Creighton	L	68-72
F2	*EVANSVILLE	W	82-64
F4	*SOUTHERN ILLINOIS	W	66-50
F10	*at Indiana State	L	60-77
F12	*at Illinois State	L	63-82
F17	*UNI	W	75-61
F24	*DRAKE	L	65-77
F26	*CREIGHTON	L	59-68
M1	*at Wichita State	W	56-46
M3	*at Missouri State	W	86-69
M8	%vs. Southern Illinois	W	85-67
M9	%vs. Missouri State	L	54-58
M14	$TENNESSEE TECH	W	74-71
M18	$at Minnesota	L	59-85

+Winthrop Classic; *MVC game; %MVC Tournament; $WBI Tournament

2012-13 (14-16, 8-10 MVC)
Coach: Michael Brooks

N9	CENTRAL MICHIGAN	L	58-73
N12	at Eastern Illinois	W	66-65
N15	at Illinois	W	83-77
N20	at South Florida	L	50-60
N23	+vs. Tulane	L	69-74
N24	+at Northern Ariona	W	95-83
N28	NORTHERN ILLINOIS	W	67-58
D1	WINTHROP	W	80-64
D4	at Milwaukee (2OT)	L	112-116
D18	ILLINOIS-CHICAGO	W	66-52
D21	at Western Illinois	L	81-92
J4	*at Indiana State	L	54-55
J6	*at Illinois State	L	65-81
J10	*WICHITA STATE	L	58-62
J12	*MISSOURI STATE	W	80-79
J18	*UNI	L	72-77
J25	*at Drake	L	62-66
J27	*at Creighton	L	67-79
J31	*EVANSVILLE	W	78-52
F2	*SOUTHERN ILLINOIS	W	90-48
F8	*at Missouri State	L	86-91
F10	*at Wichita State	W	75-55
F16	*at UNI	L	45-70
F21	*DRAKE	W	93-84
F23	*CREIGHTON	L	65-83
M1	*at Southern Illinois	W	77-61
M3	*at Evansville	W	73-57
M7	*ILLINOIS STATE	W	71-69
M9	*INDIANA STATE	L	53-58
M15	%vs Illinois State	L	48-59

+Northern Arizona Thanksgiving Classic; *MVC games; %MVC Tournament

2013-14 (8-22, 5-13 MVC)
Coach: Michael Brooks

N9	CENTRAL MICHIGAN	L	58-73
N8	ILLINOIS	W	98-92
N11	at SEMO	W	72-68
N15	STONY BROOK^	L	79-83
N17	SOUTH FLORIDA	L	63-87
N21	at Northern Illinois	L	60-63
N27	at Kentucky	L	77-117
D4	EASTERN ILLINOIS	L	67-71
D8	at Missouri	L	55-126
D20	+vs. Lipscomb	W	87-85
D21	+at Wright State	L	71-87
D29	DEPAUL	L	67-91
J2	*at So. Illinois (2OT)	L	96-100
J4	*at Evansville	W	77-76
J10	*MISSOURI STATE	L	56-85
J12	*WICHITA STATE	L	72-74
J19	*at Loyola	L	63-73
J24	*at UNI	L	65-78
J26	*at Drake	L	77-97
J31	*INDIANA STATE	L	67-80
F2	*ILLINOIS STATE	W	64-62
F7	*at Wichita State	L	54-67
F9	*at Missouri State	L	72-78
F15	*LOYOLA	W	54-49
F21	*DRAKE	L	71-94
F23	*UNI	L	77-81
F27	*at Illinois State	W	59-58
M2	*at Indiana State	L	60-73
M6	*EVANSVILLE	L	55-73
M8	*SOUTHERN ILLINOIS	W	86-68
M13	%vs. Loyola	L	69-75

Home in CAPS, ^Games played at Carver Arena; +Wright State Invitational; *MVC games; %MVC Tournament

2014-15 (6-24, 5-13 MVC)
Coach: Michael Brooks

N9	CENTRAL MICHIGAN	L	58-73
N14	at UIC	L	43-71
N18	at DePaul	L	77-101
N21	at Oklahoma	L	55-104
N24	at Stony Brook	L	63-79
N26	at Columbia (OT)	L	74-81
N30	SEMO	L	65-70
D6	MISSOURI	W	76-64
D18	CHICAGO STATE	L	59-62
D21	BOWLING GREEN	L	47-61
D30	NORTHERN ILLINOIS	L	54-67
J2	*NORTHERN IOWA	L	51-70
J4	*DRAKE	L	47-80
J9	*at Indiana State	L	50-64
J12	*at Evansville	L	46-86
J16	*WICHITA STATE	L	45-61
J18	*MISSOURI STATE	L	64-78
J25	*at Loyola	W	46-45
J30	*at Illinois State	W	58-55
F1	*at Southern Illinois	L	59-76
F6	*INDIANA STATE	L	55-65
F8	*EVANSVILLE	W	56-50
F13	*at Missouri State	L	61-69
F15	*at Wichita State	L	36-66
F20	*LOYOLA	W	66-57
F27	*SOUTHERN ILLINOIS	L	66-72
M1	*ILLINOIS STATE	W	60-50
M5	*at Drake	L	70-86
M7	*at Northern Iowa	L	68-74
M12	%vs. Loyola	L	55-67

Home in CAPS, *MVC games; %MVC Tournament

2015-16 (9-22, 4-14 MVC)
Coach: Michael Brooks

N13	at Detroit	W	75-67
N15	at Bowling Green	L	53-66
N22	OKLAHOMA	L	46-79
N24	WESTERN MICHIGAN	L	59-72
N28	EUREKA	W	87-47
D2	at Chicago State	W	66-60
D5	UIC	L	56-66
D8	KENT STATE	W	68-60
D19	at Iowa	L	53-60
D21	at Nothern Illinois	L	64-68
D30	at Saint Louis	L	58-75
J3	*LOYOLA	L	54-67
J8	*at Southern Illinois	L	49-75
J10	*at Evansville	L	46-62
J15	*MISSOURI STATE	L	44-55
J17	*WICHITA STATE	W	50-44
J22	*at Illinois State	L	49-54
J24	*at Indiana State	L	37-59
J29	*DRAKE	L	64-76
J31	*NORTHERN IOWA	L	47-55
F5	*EVANSVILLE	W	66-52
F7	*SOUTHERN ILLINOIS	L	51-65
F12	*at Wichita State	W	55-50
F14	*at Missouri State	L	56-59
F19	*INDIANA STATE	L	59-68
F21	*ILLINOIS STATE	W	52-38
F26	*at Northern Iowa	L	41-65
F28	*at Drake	L	45-78
M5	*at Loyola	L	63-69
M10	%vs Wichita State	W	56-51
M11	%vs. Northern Iowa	L	45-46

Home in CAPS; *MVC games; %MVC Tournament

2016-17 (12-19, 7-11 MVC)
Coach: Andrea Gorski

N11	at Kent State	L	52-77
N13	at Butler	L	56-58
N18	DETROIT MERCY	W	70-60
N20	SAINT LOUIS	L	58-69
N27	EUREKA	W	103-59
N30	GREEN BAY	L	43-68
D2	NORTHERN ILLINOIS	L	51-81
D5	at Western Illinois	L	77-91
D17	at Western Michigan	L	64-83
D19	at Valparaiso	W	67-56
D22	at UIC	W	65-56
J1	*at Illinois State	L	63-71
J6	*at Indiana State (OT)	L	51-58
J8	*at Loyola	W	60-53
J13	*DRAKE	L	60-93
J15	*UNI	L	53-72
J20	*at Wichita State	L	54-65
J22	*at Missouri State (OT)	W	75-73
J27	*SOUTHERN ILLINOIS	L	57-66
J29	*EVANSVILLE	W	56-52
F3	*LOYOLA	W	72-45
F5	*INDIANA STATE	W	54-41
F10	*at UNI	L	50-70
F12	*at Drake	L	46-98
F17	*MISSOURI STATE	W	62-56
F19	*WICHITA STATE	L	69-76
F24	*at Evansville	L	71-73
F26	*at Southern Illinois	L	63-69
M4	*ILLINOIS STATE	W	70-59
M9	%vs Loyola	W	57-42
M10	%vs. UNI	L	39-69

Home in CAPS; *MVC games; %MVC Tournament

2017-18 (13-18, 6-12 MVC)
Coach: Andrea Gorski

N10	OMAHA	69-56	W
N15	LINCOLN (MO)	88-44	W
N18	at Illinois	62-74	L
N24	vs Nicholls State	75-65	W
N25	at SEMO	53-57	L
N29	at Northern Illinois	52-76	L
D2	UIC	58-48	W
D5	at Eastern Illinois	67-52	W
D16	at Green Bay	40-72	L
D19	CLEVELAND STATE	65-67	L
D28	WESTERN ILLINOIS	87-80	W
D31	at Illinois State*	62-42	W
J5	at Loyola*	59-57	W
J7	at Valparaiso*	88-69	W
J12	SOUTHERN ILLINOIS*	62-63	L
J14	MISSOURI STATE*	65-71	L
J19	at Indiana State*	50-65	L
J21	at Evansville*	117-59	W
J26	NORTHERN IOWA*	40-51	L
J28	DRAKE*	75-84	L
F2	VALPARAISO*	69-58	W
F4	LOYOLA*	61-71	L
F9	at Missouri State*	54-74	L
F11	at Southern Illinois*	53-62	L
F16	EVANSVILLE*	92-47	W
F18	INDIANA STATE*	70-74	L
F23	at Drake*	71-77	L
F25	at Northern Iowa*	50-63	L
M3	ILLINOIS STATE*	41-53	L
M8	vs Evansville%	77-49	W
M9	vs Missouri State%	68-76	L

Home in CAPS; *MVC games; %MVC Tournament

2018-19 (20-10, 10-8 MVC)
Coach: Andrea Gorski

N10	SEMO	85-79	W
N18	ROCKHURST	83-40	W
N23	vs Delaware	59-47	W
N24	at Florida Atlantic	80-59	W
N28	EASTERN ILLINOIS	67-64	W
D1	OAKLAND	73-64	W
D4	WESTERN ILLINOIS	82-68	W
D14	at Omaha	80-60	W
D19	at Cleveland State	67-65	W
D21	at Purdue	61-74	L
D28	CHICAGO STATE	89-59	W
J4	*DRAKE	63-92	L
J6	*NORTHERN IOWA	78-81	LOT
J11	*at Evansville	75-68	W
J13	*at Indiana State	61-45	W
J18	*MISSOURI STATE	56-68	L
J20	*SOUTHERN ILLINOIS	58-53	WOT
J26	*at Illinois State	79-68	W
F1	*at Valparaiso	73-76	L
F3	*at Loyola	69-56	W
F8	*INDIANA STATE	81-80	W
F10	*EVANSVILLE	81-63	W
F15	*at Southern Illinois	55-62	L
F17	*at Missouri State	60-82	L
F22	*ILLINOIS STATE	75-65	W
F28	*VALPARAISO	87-76	W
M2	*LOYOLA	71-59	W
M7	*at Northern Iowa	57-61	L
M9	*at Drake	63-95	L
M15	%vs Illinois State	55-61	L

Home in CAPS; *MVC games; %MVC Tournament

2019-20 (22-7, 13-5 MVC)
Coach: Andrea Gorski

N8	at Oakland	74-58	W
N10	at Michigan	57-77	L
N16	EUREKA	101-39	W
N20	at Western Illinois	84-49	W
N23	MIAMI (OH)	79-68	W
N29	vs George Mason	61-59	W
D1	vs Richmond	61-57	W
D5	N DAKOTA STATE	70-64	W
D10	JACKSON STATE	78-69	W
D20	vs Liberty	63-75	L
D21	vs E Washington	66-46	W
J3	*EVANSVILLE	82-51	W
J5	*INDIANA STATE	91-75	W
J10	*ILLINOIS STATE	76-61	W
J17	*at Loyola Chicago	60-47	W
J19	*at Valparaiso	75-61	W
J24	*NORTHERN IOWA	61-47	W
J26	*DRAKE	77-76	W
J31	*at Missouri State	56-90	L
F2	*at Southern Illinois	50-64	L
F7	*at Illinois State	66-62	W
F14	*VALPARAISO	90-69	W
F16	*LOYOLA CHICAGO	71-50	W
F20	*at Drake	72-85	L
F22	*at Northern Iowa	57-64	L
F27	*SOUTHERN ILLINOIS	61-57	W
M1	*MISSOURI STATE	66-69	L
M5	*at Indiana State	68-59	W
M7	*at Evansville	71-53	W

Home in CAPS, *MVC games

2 Bradley (16-24).indd 24 11/23/2020 2:08:52 PM

DRAKE

Drake Bulldogs Roster

No.	Name	Pos.	Ht.	Yr.	Hometown (Previous School)
2	Maddie Monahan	G	5-8	Sr.	Silver Lake, Minn. (Glencoe-Silver Lake)
3	Taylor McAulay	G	5-11	RFr.	Lino Lakes, Minn. (Centennial)
11	Kierra Collier	G	5-6	RJr.	Kansas City, Mo. (Truman/Washington)
15	Allie Wooldridge	F	6-1	Jr.	Center Point, Iowa (Center Point-Urbana)
22	Hannah Fuller	G	5-8	Sr.	West Des Moines, Iowa (Valley)
23	Maggie Negaard	G	5-10	Jr.	Stevens Point, Wis. (Stevens Point Area)
31	Monica Burich	F	6-2	Gr.	Roseville, Minn. (Roseville/Colorado)
32	Courtney Becker	F	6-0	Fr.	Fountain City, Wis. (La Crosse Aquinas)
34	Sarah Beth Gueldner	G	5-9	So.	Olathe, Kan. (Olathe Northwest)
40	Mya Mertz	F/C	6-2	RSr.	Overland Park, Kan. (Blue Valley Northwest)
42	Maggie Bair	F	6-3	So.	Glen Ellyn, Ill. (Glenbard South)
43	Grace Berg	F	6-0	RSo.	Indianola, Iowa (Indianola/Missouri)

Kierra Collier

Jennie Baranczyk
Head Coach

Alma Mater: Iowa (2004)
Overall Record: 174-84 (Eight Seasons)
Record at DU: 174-84 (Eight Seasons)
2019-20: 22-8/14-4 MVC (2nd)

Year-By-Year Record

Season	School	Overall W	Overall L	Conf. W	Conf. L	Place	Conf. Tourn.
2012-13	Drake	11	20	5	13	9th	1-1
2013-14	Drake	17	15	9	9	5th	2-1
2014-15	Drake	20	11	15	3	2nd	0-1
2015-16	Drake	23	10	14	4	T-2nd	1-1
2016-17	Drake	28	5	18	0	1st	3-0
2017-18	Drake	26	8	18	0	1st	3-0
2018-19	Drake	27	7	17	1	1st	2-1
2019-20	Drake	22	8	14	4	2nd	—
DU Totals (Eight Years)		**174**	**84**	**110**	**34**	**---**	**12-5**
Career Totals (Eight Years)		**174**	**84**	**110**	**34**	**---**	**12-5**

Bulldogs ... At A Glance

2019-20 Finish: 22-8/14-4 MVC (2nd)
Letterwinners Returning/Lost: 9/3
Starters Returning/Lost: 2/3

NOTEWORTHY

- Drake enters the 2020-21 season off its sixth-straight 20-win season in 2019-20, a season that ended abruptly due to the COVID-19 pandemic. Before the cancellation of the 2020 postseason, the Bulldogs were 22-8 and projected to earn their fourth-consecutive NCAA Tournament appearance. It would have been the first time in school history Drake qualified for four consecutive NCAA Tournaments. The impressive 20-win streak started in 2014-15 and ties the league record for consecutive 20-win seasons with Drake (1996-2001) and Missouri State (1990-96).

- Maddie Monahan is the Bulldogs' most experienced player and one of four seniors with Monica Burich, Hannah Fuller and Mya Mertz. Kierra Collier is Drake's other returning starter along with Monahan. Collier is joined in the junior class by Maggie Negaard and Allie Wooldridge. Sophomores Maggie Bair and Sarah Beth Gueldner return while Missouri transfer, Grace Berg is ready to make her Drake debut. Redshirt freshman Taylor McAulay and freshmen Courtney Becker round out the Bulldogs' roster.

- Collier and Monahan form one of the Missouri Valley Conference's most experienced backcourts. Collier averaged 8.9 points and 2.7 assists per game last year in her first season as a Bulldog after her transfer from Washington. Monahan has started 96 of 98 career games, scored 572 points and handed out 349 assists. She is just outside the school's career leaders in total assists and has an opportunity to be just the sixth Drake player to hand out 500 or more career assists.

Basketball Support Staff

Allison Pohlman
Assoc. Coach

Nicci Hays Fort
Asst. Coach

Markisha Wright
Asst. Coach

Courtni Rush
Operations

Christine Black
Athletic Trainer

2020-21 Drake Schedule

SCHEDULES WERE NOT AVAILABLE AT PRINT DEADLINE. ALL HOME GAMES WILL AIR ON AN ESPN PLATFORM. PLEASE VISIT THE QR CODE BELOW FOR CURRENT INFORMATION.

2019-20 Results
(22-8, 14-4 MVC)

Date	Opponent	Score	W/L
N8	SOUTH DAKOTA ST.	74-67	W
N10	IOWA STATE	86-81	W
N13	at South Dakota	94-102	LOT
N16	CREIGHTON	63-53	W
N24	WESTERN ILLINOIS	94-75	W
N29	+vs Purdue	47-67	L
N30	+vs Maine	94-62	W
D1	+vs Auburn	83-82	W
D5	WALDORF	103-18	W
D17	at Oklahoma	84-93	L
D21	at Iowa	67-79	L
D29	at Northern Illinois	73-49	W
J3	*NORTHERN IOWA	104-87	W
J10	*at Missouri State	67-69	L
J12	*at Southern Illinois	73-65	W
J17	*INDIANA STATE	105-65	W
J19	*EVANSVILLE	108-44	W
J24	*at Illinois State	69-67	WOT
J26	*at Bradley	76-77	L
J31	*VALPARAISO	87-66	W
F2	*LOYOLA CHICAGO	80-52	W
F7	*SOUTHERN ILLINOIS	91-76	W
F9	*MISSOURI STATE	83-89	L
F13	*at Evansville	66-51	W
F15	*at Indiana State	92-71	W
F20	*BRADLEY	85-72	W
F22	*ILLINOIS STATE	87-82	W
F28	*at Loyola Chicago	83-75	W
M1	*at Valparaiso	83-79	W
M6	*at Northern Iowa	78-91	L

Home in CAPS; + Gulf Coast Showcase; *MVC games

DRAKE UNIVERSITY

Athletic Directory

President: Marty Martin
Faculty Athletics Representative: Dr. Renae Chestnut
Director of Athletics: Brian Hardin
Senior Woman Administrator: Megan Franklin
Athletics Department Telephone: (515) 271-2889
Athletics Department Address: 27th & Forest, Des Moines, IA 50311
Head Basketball Coach: Jennie Baranczyk
Basketball Office Phone: (515) 271-2165
Assistant Coaches: Allison Pohlman, Nicci Hays Fort, Markisha Wright
Sports Information Contact: John Meyer
SID Office Phone: (515) 271-3740
SID Cell Number: (515) 770-4190
SID Email: john.meyer@drake.edu

University Facts

Founded: 1881
Location: Des Moines, Iowa
Enrollment: 5,348
Colors: Blue & White
Nickname: Bulldogs
Years in the MVC: 109
Arena: Knapp Center (7,152)
Courtside Telephone Number: (515) 271-4878

Athletics Staff

Marty Martin
President

Megan Franklin
SWA

Brian Hardin
Athletic Director

John Meyer
WBB SID

2019-20 STATISTICAL REVIEW

All Game Statistics (22-8)

#	Player	GP	GS	Min	Avg	— TOTAL — FG	FGA	Pct	3-POINTERS 3FG	FGA	Pct	FT	FTA	Pct	— REBOUNDS — Off	Def	Tot	Avg	PF	FO	A	TO	Blk	Stl	Pts	Avg
05	Hittner,Becca	30	30	772	25.7	169	372	.454	70	170	.412	160	190	.842	30	162	192	6.4	53	1	68	70	16	38	568	18.9
50	Rhine,Sara	30	30	761	25.4	214	329	.650	16	44	.364	88	106	.830	60	184	244	8.1	53	0	18	43	32	24	532	17.7
11	Collier,Kierra	27	26	591	21.9	93	208	.447	17	60	.283	37	49	.755	24	36	60	2.2	63	0	73	62	5	30	240	8.9
02	Monahan,Maddie	30	30	812	27.1	84	171	.491	33	84	.393	64	87	.736	11	36	47	1.6	39	1	127	66	0	45	265	8.8
12	Rose,Brenni	30	30	673	22.4	89	184	.484	25	73	.342	33	56	.589	39	87	126	4.2	70	1	144	89	14	30	236	7.9
23	Negaard,Maggie	30	0	526	17.5	57	135	.422	32	89	.360	25	33	.758	2	37	39	1.3	24	0	69	61	2	14	171	5.7
31	Burich,Monica	29	0	387	13.3	54	95	.568	4	11	.364	27	33	.818	55	82	137	4.7	72	1	25	28	16	24	139	4.8
34	Gueldner,Sarah Beth	27	0	320	11.9	40	111	.360	31	94	.330	2	2	1.000	9	18	27	1.0	17	0	17	12	2	9	113	4.2
15	Wooldridge,Allie	30	0	552	18.4	41	112	.366	9	44	.205	28	35	.800	34	78	112	3.7	35	0	48	53	15	16	119	4.0
42	Bair,Maggie	23	0	158	6.9	20	43	.465	2	10	.200	11	19	.579	16	33	49	2.1	35	0	6	9	9	13	53	2.3
03	Mcaulay,Taylor	4	0	31	7.8	3	7	.429	1	5	.200	0	0	.000	1	5	6	1.5	0	0	3	1	0	2	7	1.8
22	Fuller,Hannah	30	4	418	13.9	10	50	.200	5	33	.152	5	7	.714	19	35	54	1.8	55	1	32	15	0	26	30	1.0
40	Mertz,Mya	13	0	49	3.8	3	6	.500	0	1	.000	0	0	.000	1	5	6	0.5	2	0	6	3	8	0	6	0.5
	TEAM														51	53	104	3.5	0			21			0	
	Total	30				877	1823	.481	245	718	.341	480	617	.778	352	851	1203	40.1	518	5	636	533	119	271	2479	82.6
	Opponents	30				755	1909	.395	244	746	.327	352	485	.726	328	620	948	31.6	596	-	440	495	70	286	2106	70.2

Conference Game Statistics (14-4, 2nd)

#	Player	GP	GS	Min	Avg	— TOTAL — FG	FGA	Pct	3-POINTERS 3FG	FGA	Pct	FT	FTA	Pct	— REBOUNDS — Off	Def	Tot	Avg	PF	FO	A	TO	Blk	Stl	Pts	Avg
05	Hittner,Becca	18	18	471	26.2	107	215	.498	46	98	.469	119	139	.856	18	111	129	7.2	38	0	44	44	9	27	379	21.1
50	Rhine,Sara	18	18	462	25.7	121	187	.647	10	31	.323	54	64	.844	39	128	167	9.3	37	0	11	32	25	14	306	17.0
02	Monahan,Maddie	18	18	517	28.7	55	104	.529	17	45	.378	55	71	.775	6	22	28	1.6	26	0	89	44	0	25	182	10.1
11	Collier,Kierra	15	14	320	21.3	51	122	.418	9	30	.300	24	33	.727	11	20	31	2.1	36	0	37	40	4	13	135	9.0
12	Rose,Brenni	18	18	396	22.0	47	102	.461	12	34	.353	24	40	.600	24	49	73	4.1	42	1	79	52	9	17	130	7.2
31	Burich,Monica	18	0	247	13.7	41	68	.603	1	7	.143	23	28	.821	33	47	80	4.4	48	1	14	15	13	13	106	5.9
23	Negaard,Maggie	18	0	343	19.1	34	84	.405	19	55	.345	19	24	.792	0	27	27	1.5	17	0	41	42	0	8	106	5.9
34	Gueldner,Sarah Beth	17	0	220	12.9	24	70	.343	18	59	.305	2	2	1.000	4	10	14	0.8	12	0	11	8	1	5	68	4.0
15	Wooldridge,Allie	18	0	331	18.4	21	58	.362	5	23	.217	18	22	.818	24	44	68	3.8	24	0	23	22	11	6	65	3.6
42	Bair,Maggie	11	0	43	3.9	6	9	.667	1	2	.500	7	11	.636	5	9	14	1.3	9	0	1	3	2	4	20	1.8
22	Fuller,Hannah	18	4	253	14.1	7	34	.206	4	23	.174	2	3	.667	11	19	30	1.7	42	1	21	9	0	15	20	1.1
40	Mertz,Mya	7	0	22	3.1	0	2	.000	0	1	.000	0	0	.000	0	3	3	0.4	2	0	4	0	2	0	0	0.0
	TEAM														30	34	64	3.6	0			14			0	
	Total	18				514	1055	.487	142	408	.348	347	437	.794	205	523	728	40.4	333	3	375	325	76	147	1517	84.3
	Opponents	18				452	1151	.393	137	430	.319	237	321	.738	200	365	565	31.4	400	-	242	287	42	171	1278	71.0

3 Drake (26-34).indd 28 11/23/2020 1:41:34 PM

CAREER LEADERS/MEDIA OUTLETS

CAREER LEADERS - TOP 10

POINTS

No.	Student-Athlete (Years)	G	Pts.
1.	Lorri Bauman (1980-84)	120	3,115
2.	Wanda Ford (1982-86)	117	2,636
3.	Lizzy Wendell (2013-17)	129	2,551
4.	Sharon Upshaw (1976-80)	127	2,513
5.	Sara Rhine (2015-20)	137	2,186
6.	Becca Hittner (2016-20)	127	2,133
7.	Jan Jensen (1987-91)	108	1,996
8.	Carla Bennett (1999-03)	121	1,930
9.	Jill Martin (2003-08)	128	1,928
10.	Jan Krieger (1978-82)	134	1,846

REBOUNDS

No.	Student-Athlete (Years)	G	Rebs.
1.	Wanda Ford (1982-86)	117	1,815
2.	Sharon Upshaw (1976-80)	127	1,675
3.	Jan Krieger (1978-82)	134	1,214
4.	Lorri Bauman (1980-84)	120	1,050
5.	Jill Martin (2003-08)	128	1,013
6.	Sara Rhine (2015-20)	137	999
7.	Carla Bennett (1999-03)	121	974
8.	Rachael Hackbarth (2008-12)	125	953
9.	Tricia Wakely (1992-96)	112	903
10.	Jan Jensen (1987-91)	108	750

ASSISTS

No.	Student-Athlete (Years)	G	Asts.
1.	Caitlin Ingle (2013-17)	129	786
2.	Connie Newlin (1978-82)	136	767
3.	Kay Riek (1980-84)	125	576
4.	Stephanie Schmitz (1998-02)	124	546
5.	Jenni Fitzgerald (1986-90)	109	516
6.	Keisha Cox (1994-98)	106	481
7.	Kristin Santa (1997-01)	118	412
8.	Sammie Bachrodt (2015-19)	134	394
9.	Jan Krieger (1978-82)	134	389
10.	Karlin Hayes (1981-83, 84-86)	98	387

BLOCKED SHOTS

No.	Student-Athlete (Years)	G	Blks.
1.	Tammi Blackstone (1996-00)	119	218
2.	Carla Bennett (1999-03)	121	175
3.	Haley Sames (1996-00)	120	165
4.	Lauren Dybing (2005-09)	118	116
5.	Rachael Hackbarth (2008-12)	125	107
6.	Sara Rhine (2015-20)	107	95
7.	Missy Lange (1993-97)	118	89
8.	Wanda Ford (1982-86)	117	79
9.	Lorri Bauman (1980-84)	120	76
10.	Becca Jonas (2014-19)	112	69

STEALS

No.	Student-Athlete (Years)	G	Stls.
1.	Sammie Bachrodt (2015-19)	134	282
2.	Kay Riek (1980-84)	125	274
3.	Lizzy Wendell (2013-17)	129	268
4.	Linda Sayavongchanh (2002-06)	99	266
5.	Jenni Fitzgerald (1986-90)	109	250
6.	Keisha Cox (1994-98)	106	234
7.	Jordan Plummer (2005-10)	130	230
8.	Stephanie Schmitz (1998-02)	124	220
9.	Connie Newlin (1978-82)	136	203
10.	Kiersten Miller (1994-98)	115	184
	Caitlin Ingle (2013-17)	129	184

ACTIVE CAREER LEADERS

Maddie Monahan

SCORING
572 - Maddie Monahan
413 - Monica Burich

FIELD GOAL SHOOTING
.502 (161-321) – Monica Burich
.501 (192-383) – Maddie Monahan

FIELD GOALS MADE
192 – Maddie Monahan
161 – Monica Burich

3-POINT SHOOTING
.371 (65-175) – Maddie Monahan
.358 (34-95) – Maggie Negaard

3-POINTERS MADE
65 – Maddie Monahan
34 – Maggie Negaard

FREE THROW SHOOTING
.800 (48-60) – Allie Wooldridge
.763 (71-93) – Monica Burich

FREE THROWS MADE
123 – Maddie Monahan
71 – Kierra Collier

ASSISTS
349 – Maddie Monahan
125 – Kierra Collier

STEALS
95 – Maddie Monahan
55 – Kierra Collier

BLOCKS
31 – Monica Burich & Mya Mertz
18 – Allie Wooldridge

REBOUNDS
362 – Monica Burich
153 – Allie Wooldridge

MEDIA OUTLETS

NEWSPAPER

Des Moines Register
Tommy Birch, Beat Writer
P.O. Box 957, Des Moines, IA 50304
Office Phone: (515) 284-8350

Associated Press
500 5th Ave., Suite 1000, Des Moines, IA 50309
Office Phone: (515) 243-3281

The Times-Delphic
Drake University, Meredith Hall
Des Moines, IA 50311
Office Phone: (515) 271-2806

RADIO

1350 ESPN Des Moines
1416 Locust, Des Moines, IA 50309
Studio Number: (515) 244-1350

Radio Iowa
2700 Grand, Suite 300, Des Moines, IA 50312
Office Phone: (515) 282-1984
Fax Number: (515) 282-1879

KFAB Radio
Office Phone: (515) 707-1021

KXNO (1460 AM)
1801 Grand Ave., Des Moines, IA 50309
Office Phone: (515) 242-3780

TELEVISION

KCCI (CBS)
888 Ninth Street, Des Moines, IA 50309
Office Phone: (515) 247-8812

WHO (NBC)
1801 Grand Ave., Des Moines, IA 50309
Office Phone: (515) 242-3739

We Are Iowa (ABC)
WOI (ABC)
3903 Westown Parkway, West Des Moines, IA 50266
Office Phone: (515) 457-1026

3 Drake (26-34).indd 29 11/23/2020 1:41:34 PM

YEAR-BY-YEAR IN THE VALLEY

Year	Overall	MVC	Finish	Conf. Tourney	Non Conf.	Post Season
1982	28-7	—	—	—	26-6	2-1 NCAA
1983	20-8	—	—	1-1	19-7	—
1984	22-7	16-2	First	—	6-4	0-1 NCAA
1985	24-6	16-2	Second	—	7-2	1-2 WNIT
1986	22-8	16-2	Second	—	5-5	1-1 NCAA
1987	9-18	9-9	Sixth	—	0-9	—
1988	15-13	12-6	Fourth	0-1	3-6	—
1989	17-11	12-6	Third	0-1	5-4	—
1990	10-16	8-10	Sixth	—	2-6	—
1991	13-17	10-8	T-Fifth	—	3-9	—
1992	11-15	7-11	T-Sixth	—	4-4	—
1993	15-13	8-8	T-Fourth	1-1	6-4	—
1994	16-12	8-8	T-Third	1-1	7-3	—
1995	25-6	13-5	T-Second	3-0	8-0	1-1 NCAA
1996	16-13	10-8	T-Fourth	0-1	5-5	—
1997	23-7	14-4	First	3-0	6-2	0-1 NCAA
1998	25-5	17-1	First	3-0	5-3	0-1 NCAA
1999	21-10	14-4	Second	0-1	4-4	3-1 WNIT
2000	23-7	15-3	First	3-0	5-3	0-1 NCAA
2001	23-7	16-2	T-First	2-1	5-3	0-1 NCAA
2002	25-8	15-3	Second	2-1	6-3	2-1 NCAA
2003	16-12	11-7	T-Fourth	0-1	5-4	—
2004	16-15	11-7	Third	2-1	3-6	0-1 WNIT
2005	14-15	8-10	T-Sixth	1-1	5-4	—
2006	17-12	13-5	Second	0-1	4-5	0-1 WNIT
2007	14-19	5-13	Eighth	4-0	5-5	0-1 NCAA
2008	23-11	13-5	T-First	2-1	7-4	1-1 WNIT
2009	19-12	12-6	Third	1-1	6-5	—
2010	15-15	7-11	Seventh	1-1	7-3	—
2011	15-15	9-9	Sixth	0-1	6-5	—
2012	18-16	9-9	T-Fifth	3-1	6-5	0-1 WNIT
2013	11-20	5-13	Ninth	1-1	5-6	—
2014	17-15	9-9	Fifth	2-1	6-5	—
2015	20-11	15-3	Second	0-1	5-7	0-1 WNIT
2016	23-10	14-4	T-Second	1-1	7-4	1-1 WNIT
2017	28-5	18-0	First	3-0	7-4	0-1 NCAA
2018	26-8	18-0	First	3-0	5-8	0-1 NCAA
2019	27-7	17-1	First	2-1	8-4	0-1 NCAA
2020	22-8	14-4	Second	—	8-4	—
DI	**744-440**	**435-218**		**45-23**	**242-180**	**12-22**
MVC	**550-309**	**329-162**		**44-20**	**162-118**	**8-17**

Jennie Baranczyk

COACHING RECORDS

By Tenure

Coaches (Seasons)	Years	W	L	Pct.
Carole Baumgarten (12)	1974-86	257	99	.722
Susan Yow (4)	1987-90	51	58	.468
Lisa Bluder (10)	1991-00	188	105	.642
Lisa Stone (3)	2000-03	64	27	.703
Amy Stephens (9)	2003-12	151	130	.537
Jennie Baranczyk (8)	2012-	174	84	.674
Bulldogs Totals (46)	1974-	885	503	.638

Versus the Missouri Valley Conference

Coaches (Seasons)	Years	W	L	Pct.
Lisa Bluder (8)	1991-00	99	41	.707
Lisa Stone (3)	2000-03	42	12	.778
Amy Stephens (9)	2003-12	87	75	.537
Jennie Baranczyk (8)	2012-	110	34	.764
Bulldogs Totals (28)	1993-	348	162	.682

In the Valley Tournament

Coaches (Seasons)	Years	W	L	Pct.
Lisa Bluder (8)	1991-00	14	4	.778
Lisa Stone (3)	2000-03	4	3	.571
Amy Stephens (9)	2003-12	14	8	.636
Jennie Baranczyk (8)	2012	12	5	.706
Bulldogs Totals (28)	1993-	44	20	.688

In the NCAA Tournament

Coaches (Seasons)	Years	W	L	Pct.
Carol Baumgarten (1982, 84, 86)	3	3	3	.500
Lisa Bluder (1995, 97, 98, 00)	4	1	4	.200
Lisa Stone (2001, 02)	2	2	2	.500
Amy Stephens (2007)	1	0	1	.000
Jennie Baranczyk (17, 18, 19)	3	0	3	.000
Bulldogs Totals	13	6	13	.316

In the Women's National Invitation Tournament (WNIT)

Coaches (Seasons)	Years	W	L	Pct.
Carol Baumgarten (1978, 1979, 1980, 1981, 1985)	5	9	6	.600
Lisa Bluder (1999)	1	3	1	.750
Amy Stephens (2004, 2006, 2008, 2012)	4	1	4	.200
Jennie Baranczyk (2015, 2016)	2	1	2	.333
Bulldogs Totals	11	13	12	.520

3 Drake (26-34).indd 30 11/23/2020 1:41:35 PM

DRAKE INDIVIDUAL RECORDS

Points:
Game: 58, Lorri Bauman, vs. Missouri State (1/6/84)
Season: 919, Wanda Ford (1985-86)
Career: 3,115, Lorri Bauman (1980-84)

Field Goals Made:
Game: 27, Lorri Bauman, vs. Missouri State (1/6/84)
Season: 390, Wanda Ford (1985-86)
Career: 1,132, Wanda Ford (1982-86)

Field Goal Percentage:
Season: .650 (173-266), Tammi Blackstone (1997-98)
Career: .624, (611-979), Tammi Blackstone (1996-00)

Three-Point Field Goals Made:
Game: 10, Kyndal Clark, vs. Loyola (1/24/14)
Season: 116, Kyndal Clark (2013-14)
Career: 266, Lindsay Whorton (2004-08))

Free Throws Made:
Game: 22, Lorri Bauman, vs. No. Illinois (OT) (11/26/82)
Season: 275, Lorri Bauman (1981-82)
Career: 907, Lorri Bauman (1980-84)

Free Throw Percentage:
Season: .931 (54-58), Connie Newlin (1981-82)
Career: .894 (178-199), Erin Richards (1998-02)

Rebounds:
Game: 30, Wanda Ford, vs. Eastern Illinois (2/16/85)
Season: 534, Wanda Ford (1984-85)
Career: 1,815, Wanda Ford (1982-86)

Steals:
Game: 9, Linda Sayavongchanh, vs. Indiana St. (2/22/04)
Season: 105, Linda Sayavongchanh (2003-04)
Career: 282, Sammie Bachrodt (2015-19)

Assists:
Game: 20, Connie Newlin, vs. Miami (1/2/81)
Season: 301, Connie Newlin (1980-81)
Career: 786, Caitlin Ingle (2016-17)

Blocked Shots:
Game: 8, twice
Lauren Dybing, vs. Indiana State (2/29/08)
Whitney Pegram, vs. Indiana State (1/9/04)
Season: 84, Tammi Blackstone (1998-99)
Career: 218, Tammi Blackstone (1997-00)

Wanda Ford (1982-86)

DRAKE TEAM RECORDS

Most Points:
Game: 122, vs. Iowa State (2/23/81)
Season: 2,820 (1980-81)

Field Goals Made:
Game: 51, vs. Missouri State (1/6/84)
Season: 1,154 (1978-79)

Field Goal Percentage:
Game: .703 (45-64), vs. Bradley (2/29/84)
Season: .559 (945-1,691), 1983-84

Most Three-Point Field Goals:
Game: 20, at Evansville (2/9/18)
Season: 325 (2017-18)

3FG Percentage:
Season: .375 (325-867), 2017-18

Free Throws Made:
Game: 42, vs. St. Bonaventure (12/28/94)
Season: 608 (1980-81 & 1994-95)

Free Throw Percentage:
Game: 1.000, three times (1986, 1990, 2006)
Season: .787 (443-563), 1983-84

Rebounds:
Game: 72, vs. Miss. Valley State (11/25/17)
Season: 1,586 (1979-80)

Assists:
Game: 35, vs. UNI (1/30/79)
Season: 778 (2017-18)

Blocked Shots:
Game: 13, vs. UNI (2/28/98)
Season: 177 (1997-98)

Steals:
Game: 67, vs. Iowa (1/30/79)
Season: 377 (2016-17)

Largest Margin of Victory:
Game: 77 (102-25), vs. Iowa Wesleyan (12/5/17)

Top Home Crowd:
6,456, vs. UNI (2/24/17)

Most Consecutive Wins:
22 (2016-17)

Lorri Bauman (1980-84)

3 Drake (26-34).indd 31 11/23/2020 1:41:35 PM

DRAKE ALL-TIME VS. MVC TEAMS

Bradley
(Drake leads 61-16)

2/4/84	W	99-64	A
2/29/84	W	105-50	H
1/6/85	W	91-86	H
3/6/85	W	71-68	A
1/2/86	W	80-71	A
3/5/86	W	85-68	H
1/14/87	L	60-66	A
2/14/87	W	67-64	H
1/16/88	W	88-69	H
2/9/88	L	72-79	A
1/28/89	W	77-73	A
2/23/89	W	52-51	H
1/4/90	L	69-77	H
3/1/90	W	57-55	A
1/2/91	L	81-88	A
3/2/91	W	70-66	H
1/23/92	L	60-84	A
2/22/92	L	62-75	H
1/9/93	W	68-67	A
2/25/93	L	75-83	H
1/29/94	W	89-52	H
2/24/94	W	79-74	A
1/7/95	W	75-60	H
2/4/95	L (OT)	70-72	A
1/15/96	W	87-58	H
2/10/96	W	80-77	A
1/3/97	W	84-61	H
1/30/97	W	91-90	A
12/28/97	W	94-61	H
2/26/98	W	90-60	A
1/16/99	W	84-76	A
2/11/99	W	89-53	H
12/30/99	W (OT)	80-71	A
3/2/00	W	91-47	H
1/26/01	W	84-72	A
2/22/01	W	73-50	H
3/8/01	W	73-60	N*
1/17/02	W	85-56	H
2/15/02	W	71-60	A
3/7/02	W	77-68	N*
1/4/03	W	69-54	H
3/8/03	W	68-63	A
1/24/04	W	59-46	H
2/20/04	L	58-69	A
3/11/04	W	60-57	N*
1/27/05	W	82-74	H
2/26/05	W	66-58	A
12/29/05	W	68-62	A
3/4/06	W	65-57	H
1/8/07	L	57-62	H
2/3/07	L	51-58	A
1/24/08	W	75-70	H
2/21/08	W	77-63	A
1/23/09	W	71-51	H
2/21/09	L (OT)	80-87	A
1/24/10	L	58-61	H
2/21/10	L	55-63	A
1/13/11	W	68-64	H
2/10/11	W	67-65	A
1/27/12	W	77-62	H
2/24/12	W	77-65	A
1/25/13	W	66-62	H
2/21/13	L	84-93	A
1/26/14	W	97-77	H
2/21/14	W	94-71	A
1/4/15	W	80-47	A
3/5/15	W	86-70	H
1/29/16	W	76-64	A
2/28/16	W	78-45	H
1/31/17	W	93-60	A
2/12/17	W	98-46	H
1/28/18	W	84-75	A
2/23/18	W	77-71	H
1/4/19	W	92-63	A
3/9/19	W	95-63	H
1/26/20	L	77-76	A
2/20/20	W	85-72	H

Evansville
(Drake leads 46-14)

1/26/95	W	110-68	H
2/25/95	W	95-57	A
1/9/96	W	89-65	A
2/3/96	W	88-80	H
1/16/97	W	89-63	H
2/15/97	W	78-58	A
1/22/98	W	90-71	A
2/19/98	W	83-56	H
2/8/99	W	63-61	H
2/17/99	W	73-62	A
1/22/00	W	79-74	A
2/19/00	L	61-74	H
1/18/01	W	73-60	H
2/17/01	W	67-51	A
3/9/01	W	64-59	N*
12/30/01	W	67-60	A
3/2/02	W	74-63	H
1/16/03	W	70-55	H
2/16/03	L	50-60	A
12/31/04	L	66-77	A
1/5/04	L	56-69	A
3/6/04	W	86-73	H
3/3/05	L	62-68	H
1/19/06	L	61-68	A
2/17/06	W	53-51	H
1/18/07	L (OT)	62-67	A
2/18/07	L	55-57	H
3/10/07	W	61-58	H*
1/20/08	L	57-62	A
2/14/08	L (OT)	66-69	H
3/15/08	W	46-41	N*
1/15/09	W	62-61	A
2/14/09	W	69-47	H
1/16/10	W	67-53	A
2/11/10	W	69-48	H
3/11/10	W	73-62	N*
1/9/11	W (OT)	69-62	A
2/3/11	W	63-55	H
1/3/13	L	62-68	A
3/9/13	L	59-70	H
1/12/14	L	67-71	H
2/6/14	W	72-57	A
3/14/14	W	71-61	N*
1/25/15	W	79-62	A
2/20/15	W	78-69	H
3/13/15	L (OT)	79-84	N*
1/3/16	W	94-52	H
3/3/16	W	86-66	A
3/11/16	W	89-53	N*
1/6/17	W	82-65	H
2/5/17	W	73-48	A
1/14/18	W	107-66	H
2/9/18	W	101-50	A
1/27/19	W	78-47	A
2/22/19	W	66-39	H
1/19/20	W	108-44	H
2/13/20	W	66-51	A

Illinois State
(Drake leads 48-35)

12/7/81	W	74-53	H
3/4/82	W	70-64	N*
2/4/83	L	73-78	A
1/19/84	L	84-86	H
2/18/84	W	64-61	A
2/3/85	W	88-78	A
2/27/85	L	74-79	H
1/11/86	W	75-61	H
2/7/86	W	59-56	A
1/11/87	L	52-57	H
2/4/87	L	67-68	A
1/4/88	L	55-76	H
1/28/88	W	80-74	A
3/4/88	L	54-58	A
1/12/89	L	51-77	H
2/11/89	L	59-76	A
1/27/90	L	62-72	A
2/22/90	L	55-57	H
1/8/91	L	71-77	H
1/31/91	L	54-82	A
1/18/92	W	74-62	H
2/13/92	L	55-58	A
1/7/93	W	71-62	A
2/27/93	W	69-65	H
1/4/94	L	70-74	H
3/2/94	L	66-82	A
1/2/95	W	74-72	A
3/5/95	W	105-68	H
3/9/95	W	82-63	N*
1/20/96	L	55-56	A
2/17/96	W	82-68	H
1/10/97	L	78-83	A
2/9/97	W (OT)	79-77	H
1/15/98	W	86-60	H
2/12/98	W	70-69	A
1/9/99	W	91-55	H
2/6/99	W	67-59	A
1/27/00	W	74-54	H
2/27/00	W	72-57	A
1/14/01	W	77-64	A
2/9/01	W	68-59	H
1/10/02	W	70-58	A
2/9/02	W	77-66	H
2/1/03	W	68-52	A
2/27/03	W	65-46	H
1/12/04	W	73-70	H
2/8/04	L	54-57	A
1/6/05	W	68-47	H
2/4/05	L	60-85	A
1/28/06	W (OT)	76-73	H
2/23/06	L	61-64	A
12/31/06	L	50-64	A
3/1/07	L	61-67	H
1/31/08	L	84-88	A
3/2/08	W (OT)	72-66	H
3/16/08	L	62-70	N*
1/3/09	L	51-61	A
3/5/09	L	57-64	H
12/31/09	L	58-77	A
3/6/10	L	66-80	H
1/22/11	L	45-60	A
2/17/11	W	67-58	H
1/20/12	L	67-71 (OT)	A
2/19/12	L	51-66	H
3/9/12	W	56-54	N*
1/13/13	L	66-71	H
2/8/13	L	57-81	A
1/3/14	L	71-80	A
3/8/14	W	67-66	H
1/9/15	W	86-51	H
2/8/15	W	70-47	A
1/17/16	W	76-41	H
2/12/16	W	98-58	A
1/15/17	W	87-36	A
2/10/17	W	101-49	H
3/10/17	W	64-40	N*
1/26/18	W	65-58	A
2/25/18	W	80-64	H
1/6/19	W	82-64	A
3/7/19	W	88-61	H
3/16/19	W	65-54	N*
1/24/20	W (OT)	69-67	A
2/22/20	W	87-82	H

Indiana State
(Drake leads 59-23)

11/26/77	W	92-89	H
1/9/83	W	93-66	H
2/2/83	W	76-75	A
1/21/84	W	87-65	H
2/16/84	W	67-47	A
2/1/85	W	83-58	A
3/1/85	W	96-68	H
1/9/86	W	80-60	H
2/9/86	W	87-54	A
1/9/87	W (OT)	70-68	H
2/7/87	L	59-63	A
1/2/88	W	75-66	H
1/30/88	L (OT)	68-72	A
1/14/89	W	80-72	H
2/9/89	L	66-79	A
1/25/90	W (OT)	62-60	A
2/24/90	W	62-58	H
1/6/91	W	85-71	H
2/2/91	W	81-79	A
1/16/92	L	58-69	H
2/15/92	W	66-62	A
1/28/93	W	83-74	H
2/15/93	L	76-78	A
1/15/94	L	66-75	A
2/11/94	W	91-78	H
1/4/95	W	86-68	A
3/3/95	W	94-84	H
1/18/96	W	83-69	A
2/15/96	W	89-85	H
1/12/97	L	65-78	A
2/7/97	W	84-63	H
1/17/98	W	81-64	H
2/14/98	W	89-70	A
3/6/98	W	74-56	N*
1/11/99	W	81-71	H
2/4/99	L	57-75	A
1/29/00	W	88-71	H
2/25/00	W	78-67	A
3/9/00	W	69-66	N*
1/12/01	W	69-68	A
2/11/01	W	77-62	H
1/1/02	W	81-71	A
2/7/02	W	84-59	H
1/30/03	L	65-78	A
3/1/03	W	79-72	H
1/9/04	W	75-52	H
2/6/04	L	45-66	A
1/8/05	W	79-74	H
2/6/05	L	71-79	A
3/11/05	L	66-79	N*
1/26/06	L (2OT)	87-92	H
2/26/06	W	70-65	A
12/29/06	L	67-84	A
3/3/07	L	68-76	H
2/2/08	L	46-54	A
2/29/08	W	77-68	H
3/14/08	W	65-59	N*
1/1/09	L	38-50	A
3/7/09	W	63-38	H
1/2/10	W	87-73	A
3/4/10	W	77-58	H
1/20/11	L (OT)	74-77	A
2/19/11	W	72-67	H
1/22/12	W	67-59	A
2/17/12	W	60-43	H
1/11/13	L	49-67	H
2/10/13	L	48-59	A
1/5/14	L	81-90	A
3/6/14	L	71-73	H
3/15/14	W	66-58	N*
1/23/15	W	72-65	A
2/22/15	W	79-61	H
1/15/16	W	80-55	H
2/14/16	L	53-68	A
1/22/17	W	76-62	H
2/17/17	W	64-45	A
1/12/18	W	85-64	H
2/11/8	W	84-51	A
1/25/19	W	70-68	A
2/24/19	W	96-77	H
1/17/20	W	105-65	H
2/15/20	W	92-71	A

Loyola
(Drake leads 17-3)

12/15/89	L	60-82	A
12/22/90	W	92-89	H
11/23/91	L	68-81	A
12/22/92	W	73-65	H
1/2/94	W	96-62	A
12/22/11	W	65-50	H
1/24/14	L	69-75	H
2/23/14	W	70-64	A
1/2/15	W	66-60	A
3/7/15	W (OT)	74-70	H
1/31/16	W	81-65	A
2/26/16	W	91-61	H
1/20/17	W	89-46	H
2/19/17	W	86-42	A
12/31/17	W	72-46	H
3/1/18	W	97-53	A
1/11/19	W	69-60	H
2/101/9	W	83-55	A
2/2/20	W	80-52	H
2/28/20	W	83-75	A

Missouri State
(Missouri State leads 45-44)

3/3/83	W	98-70	H*
1/6/84	W	116-83	H
3/5/84	W	87-65	A
1/26/85	W	82-64	H
2/21/85	W	89-60	A
1/23/86	W	79-68	A
2/22/86	W	94-76	H
1/24/87	W	85-55	H
2/21/87	L	56-60	A
12/29/87	L	49-76	A
2/27/88	W	74-56	H
1/4/89	W	86-57	H
3/1/89	W	62-51	A
1/20/90	L	58-61	H
2/16/90	L	50-58	A
1/18/91	L	63-76	A
2/16/91	L	61-102	H
3/16/91	L	66-87	A*
1/30/92	L	60-64	H
2/29/92	L	60-77	A
1/16/93	L	53-69	H
2/22/93	L	64-95	A
3/9/93	L	53-83	A*
1/21/94	L	66-79	H
2/19/94	L	57-79	A
3/11/94	L	55-76	A*
1/21/95	L	61-65	A
2/16/95	W	66-49	H
3/11/95	W (OT)	71-68	A*
1/25/96	L	66-75	H
2/25/96	L	65-82	A
12/29/96	L	68-73	A
2/27/97	W	83-70	H
1/10/98	W	69-61	A
2/5/98	L	64-72	H
3/7/98	W	73-59	A*
1/6/99	W	97-81	H
1/23/99	L	74-105	A
1/8/00	L	69-81	H
2/5/00	W	89-75	A
3/11/00	W	70-67	A*
1/1/01	W	66-63	H
3/3/01	L	63-87	A
3/10/01	L	69-84	A*
1/4/02	W	84-59	H
2/2/02	W	62-51	A
1/10/03	L	50-57	A
2/9/03	W	57-40	H
3/13/03	L	59-61	H*
1/19/04	L	61-70	A
2/13/04	W	73-67	H
3/13/04	L	67-74	A*
1/21/05	L	63-79	A
2/18/05	L	62-76	H
1/7/06	W	70-63	H
2/4/06	W	61-58	A
3/10/06	L	62-78	A*
1/27/07	W (OT)	82-76	H
2/25/07	W	81-68	A
1/4/08	W	72-42	H
3/8/08	W	61-58	A
1/10/09	W	56-44	H
2/8/09	W	66-60	A
1/7/10	W	88-84	H
2/7/10	L	78-87	A
1/29/11	L	61-90	H
2/25/11	L	82-92	A
3/11/11	L	77-86	N*
1/7/12	L	46-78	A
2/2/12	L	66-69	H
1/19/13	L	77-80	A
2/16/13	W	75-64	H
3/14/13	W	81-66	N*
1/18/14	L	66-89	A
2/16/14	W	79-69	H
1/30/15	W (OT)	94-89	H
3/1/15	L	57-86	A
1/8/16	W	82-75	A
2/7/16	W	95-72	H
3/12/16	L	61-65	N*
1/1/17	W	90-64	A
3/2/17	W	98-91	H
1/5/18	W	80-68	A
2/4/18	W	84-65	H
2/1/19	L	85-79	H
3/3/19	W	70-61	A
3/17/19	L	94-79	N*
1/10/20	L	69-67	A
2/9/20	L	89-83	H

Northern Iowa
(Drake leads 65-25)

12/3/75	L	39-84	A
12/13/76	W	76-54	H
2/3/78	W	77-44	H
2/17/78	W	66-45	A
2/23/78	W	93-67	H#
11/30/78	W	77-58	A
2/12/79	W	92-60	H
2/22/79	W	107-43	H#
12/15/79	W	77-53	H
11/22/80	W	91-63	H
1/27/84	W	85-41	H
2/24/84	W	88-68	A
1/11/85	L	79-80	A
2/8/85	W	114-81	H
1/18/86	W	86-76	A
2/15/86	W	97-60	H
12/30/86	L	61-64	A
2/28/87	W	90-61	H
1/23/88	W	77-53	H
2/20/88	W	67-52	A
1/21/89	W	108-72	H
2/18/89	W	70-61	A
1/6/90	W	77-69	A
2/3/90	W (OT)	60-56	H
1/12/91	W	81-66	H
2/9/91	W	68-47	A
1/4/92	W	72-58	A
3/7/92	W	69-59	H
1/23/93	W (4OT)	112-106	H
2/6/93	W (OT)	78-71	A
1/27/94	W	80-50	A
2/26/94	W	80-64	H
1/9/95	W	88-61	H
2/2/95	W	81-62	A
2/8/96	L	88-91	A
2/20/96	W	77-67	H
1/5/97	W	90-74	H
2/1/97	W	78-73	A
12/30/97	W	99-79	H
2/28/98	W	89-59	A
1/14/99	L	73-84	A
2/21/99	W	81-69	H
1/2/00	W	78-69	H
3/4/00	W	87-46	A
3/10/00	W	87-65	N*
1/28/01	W (OT)	75-65	A
2/24/01	W	91-69	H
1/19/02	L	66-81	H
2/17/02	W	70-58	A
1/2/03	W	62-51	H
3/6/03	L	50-53	A
1/22/04	W	65-58	H
2/22/04	W	59-53	A
3/12/04 !	W	66-54	N*
1/30/05	L	54-68	H
2/24/05	L	48-66	A
12/31/05	L	46-69	A
3/2/06	W	60-58	H
1/6/07	L	55-61	H
2/1/07	L	68-73	A
1/27/08	W	66-63	H
2/24/08	L	70-72	A
1/25/09	W	70-60	H
2/19/09	L	58-60	A
3/13/09	W	68-57	N*
1/22/10	L	46-59	H
2/18/10	L	43-62	A
1/15/11	L	51-89	H
2/12/11	L	55-74	A
1/29/12	L (OT)	77-82	H
2/26/12	L	66-68	A
1/27/13	W	63-55	H
2/23/13	W	82-67	A
2/2/14	W	66-64	A
3/2/14	L (OT)	97-99	H
1/16/15	W	76-72	A
2/13/15	W	87-67	H
1/24/16	L	73-79	H
2/19/16	L	74-85	A
3/19/16	L	58-64	A
1/27/17	W (2OT)	88-79	A
2/24/17	W	70-57	H
3/12/17	W (OT)	74-69	N*
1/19/18	W	81-64	H
2/16/18	W	72-67	A
3/11/18	W	75-63	N*
1/18/19	W	88-64	A
2/15/19	W	76-61	H
1/3/20	W	104-87	H
3/6/20	L	91-78	A

Southern Illinois
(Drake leads 63-28)

12/28/79	W	71-49	N*
1/14/80	W	70-43	H
2/14/80	L	62-63	A
12/6/80	W	88-56	A
1/30/81	W	74-72	H
1/29/82	W	75-67	A
2/26/82	W	84-72	H
1/27/83	W	82-79	A
2/18/83	W	82-68	H
3/9/83	L	73-76	N*
1/12/84	L	49-65	A
2/11/84	W	77-53	H
1/19/85	W	75-73	A
2/14/85	W	75-69	H
1/31/86	L	68-70	H
3/1/86	L	47-49	A
1/3/87	L	45-64	A
1/31/87	L	45-72	H
1/7/88	L	53-61	A
2/6/88	W (OT)	57-52	H
1/7/89	L	45-63	A
2/4/89	W	68-64	H
3/6/89	L	65-80	A*
1/13/90	L	49-68	A
2/8/90	L	48-49	H
1/24/91	W	60-57	H
2/23/91	L	47-63	A
1/9/92	L	47-74	A
2/8/92	L (OT)	71-73	H
2/1/93	W	61-56	H
2/11/93	L	57-82	A
1/13/94	L	81-86	A
2/13/94	W	81-49	H
3/9/94	W	80-67	A*
1/28/95	W	92-70	H
2/23/95	L	83-87	A
3/10/95	W	82-68	N*
1/7/96	L	68-76	A
2/1/96	L	66-73	H
1/18/97	W	89-48	H
2/13/97	W	62-61	A
3/7/97	W	77-48	N*
1/24/98	W	73-54	A
2/21/98	W	73-47	H
3/5/98	W	84-70	N*
1/21/99	W	79-58	H
2/15/99	W	54-44	A
1/20/00	W (OT)	73-64	A
2/17/00	W	71-51	H
1/20/01	W	89-71	H
2/15/01	W	68-66	A
1/1/02	W	95-62	A
2/28/02	W	84-49	H
1/18/03	W	76-46	H
2/14/03	W	73-59	A
1/3/04	W	69-42	A
3/4/04	W	66-53	H
1/2/05	W	70-49	A
3/5/05	W	75-53	H
1/21/06	L	66-74	A
2/19/06	W	81-55	H
1/20/07	L	57-59	A
2/16/07	L	45-49	H
3/9/07	W	59-47	H
1/18/08	W	55-52	A
2/16/08	W	72-57	H
1/17/09	W (OT)	79-69	A
2/12/09	W	57-46	H
1/14/10	L	60-80	A
2/13/10	W	74-56	H
1/6/11	W	70-57	A
2/5/11	W	67-50	H
1/12/12	W	73-59	H
2/9/12	L	59-63	A
1/5/13	L	70-77	A
3/7/13	W	80-65	H
1/10/14	W	74-72	H
2/8/14	W	80-55	A
1/11/15	W	81-66	H
2/6/15	L	76-81	A
1/1/16	L	67-77	H
3/5/16	W	71-64	A
1/8/17	W	75-59	H
2/3/17	W	71-60	A
1/7/18	W	75-64	A
2/2/18	W	84-73	H
3/10/18	W	68-59	N*
2/3/19	W	94-66	H
3/1/19	W	71-64	A
1/12/20	W	73-65	A
2/7/20	W	91-76	H

Valparaiso
(Drake leads 10-0)

12/4/94	W	94-59	H
11/24/95	L&	80-79	A
12/29/17	W	86-50	H
3/318	W	85-53	A
3/9/18	W	89-40	N*
1/13/19	W	84-53	H
2/8/19	W	88-62	A
3/15/19	W	86-58	N*
1/31/20	W	87-66	H
3/1/20	W	83-79	A

& Later forfeited

#AIAW Tournament game;
*MVC Tournament game

3 Drake (26-34).indd 32 11/23/2020 1:41:36 PM

DRAKE YEAR-BY-YEAR RESULTS

1981-82 (28-7)
Coach: Carole Baumgarten

N27	*WISCONSIN	W	93-57
N28	*MEMPHIS STATE	W	85-70
N29	*ILLINOIS	L	73-88
D1	at Minnesota	W	78-58
D5	at Kansas	L	69-71
D7	ILLINOIS STATE	W	74-53
D11	MOUNT MERCY	W	86-43
D28	at Hawaii	W	75-69
D29	at Hawaii	W	78-63
J2	at Oregon	L	56-64
J3	at Oregon State	L	49-59
J5	$Washington	W	66-50
J6	$at Montana	W	71-65
J13	WICHITA STATE	W	89-78
J19	CREIGHTON	W	101-55
J22	$Georgia	W	76-64
J23	$Old Dominion	L	61-92
J25	IOWA STATE	W	101-56
J27	at Wichita State	W	81-62
J29	at Southern Illinois	W	75-67
F2	MINNESOTA	W	87-60
F4	at Creighton	W	68-52
F6	at Iowa	W	77-63
F13	at Nebraska	W	89-85
F16	at Kansas State	L	74-82
F20	IOWA	W	96-61
F21	NEBRASKA	W	89-85
F24	at Iowa State	W	74-56
F26	SOUTHERN ILLINOIS	W	84-72
F27	WESTERN ILLINOIS	W	96-52
M3	^Wichita State	W	73-72
M5	^ILLINOIS STATE	W	70-64
M14	#OHIO STATE	W	90-79
M19	#Long Beach State	W	91-78
M21	#Maryland	L	78-89

*Drake Harvest Classic; %Lady Griz Insurance Classic; $ODU Optimist Classic; ^MVC Tournament; #NCAA Tournament

1982-83 (20-8)
Coach: Carole Baumgarten

N20	KANSAS	W	98-65
N23	OREGON	W	103-93
N26	*NO. ILLINOIS (OT)	W	99-88
N27	*MARYLAND	L	70-89
N30	OREGON STATE	W	74-72
D2	OLD DOMINION	L	72-81
D5	IOWA	W	88-75
D8	at Iowa State	L	70-72
D22	KANSAS STATE	W	82-79
D30	at Texas	L	56-94
J3	at Baylor	L	73-76
J9	INDIANA STATE	W	93-66
J12	CREIGHTON	W	73-61
J14	WICHITA STATE	W	87-76
J18	IOWA STATE	W	93-71
J27	at Southern Illinois	W	82-79
J29	at Wichita State	W	81-68
F2	at Indiana State	W	76-75
F4	Illinois State	L	73-78
F5	at Western Illinois	W	86-57
F10	at Creighton (2OT)	W	81-77
F18	SOUTHERN ILLINOIS	W	82-68
F21	ILLINOIS-CHICAGO	W	93-73
F25	^Georgia Tech	W	83-61
F26	^Wichita State	L	81-85
F27	^Stanford	W	85-73
M3	#MISSOURI STATE	W	98-70
M9	#Southern Illinois	L	73-76

*Drake-Harvest Classic; ^Northern Lights Invitational; #Gateway Conference Tournament

1983-84 (22-7; 16-2 GC)
Coach: Carole Baumgarten

N28	at Iowa	W	58-56
D2	#Cheyney	L	77-85
D3	#Northeast Illinois	W	83-81
D8	at Kansas State	L	58-68
D10	at Kansas	W	92-81
D16	IOWA STATE	W	93-71
D20	TEXAS	W	87-81
D22	NORTHERN ILLINOIS	W	76-54
D29	at UNLV	L	66-86
D30	vs. Texas Tech	L	65-72
J4	*Wichita State	W	87-67
J6	*MISSOURI STATE	W	116-83
J12	*at Southern Illinois	L	49-65
J14	*at Eastern Illinois	W	70-59
J19	*ILLINOIS STATE	L	84-86
J21	*INDIANA STATE	W	87-65
J27	*UNI	W	85-41
F2	*at Western Illinois	W	101-72
F4	*at Bradley	W	99-64
F9	*EASTERN ILLINOIS	W	77-52
F11	*SOUTHERN ILLINOIS	W	77-53
F16	*at Indiana State	W	67-47
F18	*Illinois State	W	64-61
F24	*at UNI	W	88-68
F29	*BRADLEY	W	105-50
M2	*WESTERN ILLINOIS	W	88-64
M5	*at Missouri State	W	87-65
M7	*at Wichita State	W	87-74
M15	Sat Texas	L	60-96

#Northern Illinois Fastbreak Fest; *Gateway game; $NCAA Tournament

1984-85 (24-6; 16-2 GC)
Coach: Carole Baumgarten

N23	%Northern Arizona	W	72-41
N24	%New Mexico	W	68-65
N28	IOWA	W	69-59
D4	KANSAS STATE	W	78-68
D8	at Iowa State	W	85-76
D9	at Minnesota	L	58-68
D14	at Illinois	L	61-75
D18	NORTHERN ILLINOIS	W	88-85
J4	*WESTERN ILLINOIS	W	85-76
J6	*BRADLEY	W	91-86
J9	KANSAS	W	75-74
J11	*at UNI	L	79-80
J17	*at Eastern Illinois	W	69-60
J19	*at Southern Illinois	W	75-73
J24	*Wichita State	W	70-64
J26	*MISSOURI STATE	W	82-64
F1	*at Indiana State	W	83-58
F3	*Illinois State	W	88-78
F8	*UNI	W	114-81
F14	*SOUTHERN ILLINOIS	W	75-69
F16	*EASTERN ILLINOIS	W	90-71
F21	*at Missouri State	W	89-60
F23	*at Wichita State	W	69-58
F27	*ILLINOIS STATE	L	74-79
M1	*INDIANA STATE	W	96-68
M4	*at Western Illinois	W	60-56
M6	*at Bradley	W	71-68
M21	#West Texas State	W	96-90
M22	#Florida	L	80-87
M23	#Texas Tech	L	74-96

%Arizona State Converse Classic; *Gateway game; #NWIT

1985-86 (22-8; 16-2 GC)
Coach: Carole Baumgarten

N23	at Kansas	L	64-80
N26	IOWA STATE	L	71-73
D2	ARIZONA STATE	L	83-86
D6	$West Virginia	W	82-81
D7	$at Louisiana Tech	L	78-87
D11	at Iowa	W	64-63
D14	at Kansas State	L	64-76
D17	MINNESOTA	W	81-71
D21	ILLINOIS	W	78-65
D30	at Northern Illinois	W	89-79
J2	*at Bradley	W	80-71
J4	*at Western Illinois	W	86-56
J9	*INDIANA STATE	W	80-60
J11	*ILLINOIS STATE	W	75-61
J18	*at UNI	W	86-76
J23	*at Missouri State	W	79-68
J25	*at Wichita State	W	85-62
J31	*SOUTHERN ILLINOIS	L	68-70
F2	*EASTERN ILLINOIS	W	82-73
F7	*Illinois State	W	59-56
F9	*at Indiana State	W	87-54
F15	*UNI	W	97-60
F20	*Wichita State	W	86-76
F22	*MISSOURI STATE	W	94-76
F27	*at Eastern Illinois	W	67-61
M1	*at Southern Illinois	L	47-49
M3	*WESTERN ILLINOIS	W	93-73
M5	*BRADLEY	W	85-68
M12	#KENTUCKY	W	73-70
M15	#at Mississippi	L	71-84

%Louisiana Tech Classic; *Gateway Conference game; #NCAA

1986-87 (9-18; 9-9 GC)
Coach: Susan Yow

N18	$at Louisiana State	L	50-76
N29	$Northwestern State	L	53-60
D2	at Northwestern	L	41-66
D4	IOWA	L	57-71
D8	KANSAS	L	63-78
D11	KANSAS STATE	L	72-73
D14	at Iowa State	L	54-64
D22	at Nebraska	L	67-78
D30	*at UNI	L	61-64
J3	*at Southern Illinois	L	45-64
J5	*at Eastern Illinois	L	61-68
J9	*INDIANA STATE (OT)	W	0-68
J11	*ILLINOIS STATE	L	52-57
J14	*at Bradley	L	60-66
J17	*at Western Illinois	W	72-57
J24	*MISSOURI STATE	W	85-55
J26	*Wichita State	W	56-46
J29	*EASTERN ILLINOIS	W	75-53
J31	*SOUTHERN ILLINOIS	L	45-72
F4	*Illinois State	L	67-68
F7	*at Indiana State	L	59-63
F12	*WESTERN ILLINOIS	W	61-45
F14	*BRADLEY	W	67-64
F19	*at Wichita State	W	53-48
F21	*at Missouri State	L	56-60
F28	*UNI	W	90-61
M1	LOUISIANA TECH	L	52-55

Sat LSU Crawfish Classic; *Gateway game

1987-88 (15-13; 12-6 GC)
Coach: Susan Yow

N27	$South Carolina	L	49-78
N28	$Providence	W	85-82
D2	MINNESOTA	W	74-65
D5	at Kansas State	L	65-76
D7	at Kansas	L	54-72
D13	IOWA STATE	W	80-73
D19	NEBRASKA (OT)	L	73-76
D29	*at Missouri State	L	49-76
D31	*at Wichita State	W	69-68
J2	*INDIANA STATE	W	75-66
J4	*ILLINOIS STATE	L	55-76
J7	*at Southern Illinois	L	53-61
J9	*at Eastern Illinois	L	57-60
J14	*WESTERN ILLINOIS	W	79-63
J16	*BRADLEY	W	88-69
J19	at Louisiana Tech	L	56-88
J23	*UNI	W	77-53
J28	*Illinois State	W	80-74
J30	*at Indiana State (OT)	L	68-72
F4	*EASTERN ILLINOIS	W	67-66
F6	*Southern Illinois (OT)	W	57-52
F9	*at Bradley	L	72-79
F13	*at Western Illinois	W	61-60
F16	at Iowa	L	38-74
F20	*at UNI	W	67-52
F25	*Wichita State	W	78-70
F27	*MISSOURI STATE	W	74-56
M4	^ILLINOIS STATE	L	54-58

Sat Lady Sunshine Classic; *Gateway game; ^Gateway Tournament

1988-89 (17-11; 12-6 GC)
Coach: Susan Yow

N27	ARIZONA	W	84-74
D2	$Michigan State	L	60-62
D3	$Syracuse	L	72-75
D7	at Nebraska	L	48-71
D11	at Iowa State	W	82-72
D21	OREGON STATE	W	68-66
D29	at Minnesota	W	84-81
J2	*Wichita State	W	86-60
J4	*MISSOURI STATE	W	86-57
J7	*at Southern Illinois	L	45-63
J9	*at Eastern Illinois	L	62-72
J12	*ILLINOIS STATE	L	51-77
J14	*INDIANA STATE	W	80-72
J18	IOWA	L	65-71
J21	*UNI	W	108-72
J26	*at Western Illinois	W	83-69
J28	*at Bradley	W	77-73
F2	*EASTERN ILLINOIS	W	93-74
F4	*SOUTHERN ILLINOIS	W	68-64
F9	*at Indiana State	L	66-79
F11	*Illinois State	L	59-76
F13	BYU	W	88-82
F18	*at UNI	W	70-61
F23	*BRADLEY	W	52-51
F25	*WESTERN ILLINOIS	W	52-51
M1	*at Missouri State	W	62-51
M3	*at Wichita State	L	64-69
M6	^Southern Illinois	L	65-80

$Felpausch/Michigan State Holiday Classic; *Gateway Conference game; #Gateway Conference Tournament

1989-90 (10-16; 8-10 GC)
Coach: Susan Yow

N24	$Northwestern State	L	70-77
N25	$Wisconsin	W	64-49
D2	CHICAGO STATE	W	79-47
D7	IOWA STATE	L	69-73
D10	at Iowa	L	58-70
D15	at Loyola-Chicago	L	60-82
D30	NEBRASKA	L	64-67
J2	*WESTERN ILLINOIS	W	74-70
J4	*BRADLEY	L	69-77
J6	*at UNI	W	77-69
J11	*at Eastern Illinois	L	64-68
J13	*at Southern Illinois	L	49-68
J18	*Wichita State	W	61-58
J20	*MISSOURI STATE	L	58-61
J25	*at Indiana State (OT)	W	62-60
J27	*Illinois State	L	62-72
J29	at BYU	L	70-87
F3	*UNI (OT)	W	60-56
F8	*SOUTHERN ILLINOIS	L	48-49
F10	*EASTERN ILLINOIS	L	51-72
F16	*at Missouri State	L	50-58
F18	*at Wichita State	L	55-60
F22	*ILLINOIS STATE	L	55-57
F24	*INDIANA STATE	W	62-58
M1	*at Bradley	W	57-55
M3	*at Western Illinois	W	81-75

$Texas A&M Tournament; *Gateway game

1990-91 (13-17; 10-8 GC)
Coach: Lisa Bluder

N23	$N. C. State	L	63-108
N24	$Texas Tech	L	64-80
N25	$Arizona	L	82-94
D2	KANSAS	L	62-71
D4	IOWA	L	49-74
D7	#UW-Green Bay	L	54-89
D8	#Maine	L	72-84
D11	at Nebraska	L	59-84
D14	at Iowa State (OT)	W	83-82
D22	LOYOLA-CHICAGO	W	92-89
D30	NORTHEAST ILLINOIS	W	83-78
J2	*at Bradley	L	81-88
J4	*at Western Illinois	W	73-61
J6	*INDIANA STATE	W	85-71
J8	*ILLINOIS STATE	L	71-77
J12	*UNI	W	81-66
J18	*at Missouri State	L	63-76
J20	*at Wichita State	L	79-84
F24	*SOUTHERN ILLINOIS	W	60-57
J26	*EASTERN ILLINOIS	L	66-78
J31	*Illinois State	L	54-82
F2	*at Indiana State	W	81-79
F9	*at UNI	W	68-47
F14	*Wichita State	W	79-68
F16	*MISSOURI STATE	L	61-102
F21	*at Eastern Illinois	W	77-76
F23	*at Southern Illinois	L	47-63
F28	*WESTERN ILLINOIS	W	90-80
M2	*BRADLEY	W	70-66
M6	^at Missouri State	L	66-87

$Hawaii Rainbow Wahine Classic; #Days Inn Phoenix Classic; *Gateway game; ^Gateway Tournament

1991-92 (11-15; 7-11 GC)
Coach: Lisa Bluder

N23	at Loyola-Chicago	L	68-81
D3	NEBRASKA	L	56-62
D6	UWGB (OT)	W	63-59
D10	IOWA STATE	W	80-59
D13	#Boston	W	84-76
D21	at Kansas	L	64-85
D28	$at San Jose State	W	77-67
D29	IUAB	L	63-86
J4	*at UNI	W	72-58
J9	*at Southern Illinois	L	47-74
J11	*at Eastern Illinois	W	74-70
J16	*INDIANA STATE	L	68-69
J18	*ILLINOIS STATE	W	74-62
J23	*at Bradley	L	60-84
J25	*at Western Illinois	L	78-87
J30	*MISSOURI STATE	L	60-64
F1	*Wichita State	L	63-67
F6	*EASTERN ILLINOIS	W	66-60
F8	*Southern Illinois (OT)	L	71-73
F13	*Illinois State	L	55-58
F15	*at Indiana State	W	66-62
F20	*WESTERN ILLINOIS	W	75-67
F22	*BRADLEY	L	62-75
F27	*at Wichita State	L	72-81
F29	*at Missouri State	L	60-77
M7	*UNI	W	69-59

#Dial Classic; $San Jose State Invitational; *Gateway game

1992-93 (15-13; 8-8 MVC)
Coach: Lisa Bluder

D1	MONTANA STATE	W	59-54
D4	at Northeastern Illinois	W	68-67
D11	at Iowa State	W	57-43
D20	at Iowa	L	44-90
D22	LOYOLA-CHICAGO	W	73-65
D27	$Duke	L	58-71
D28	$Princeton	W	74-63
D31	at Portland	L	61-77
J3	MONTANA (OT)	W	90-83
J7	*Illinois State	W	71-62
J9	*at Bradley	W	68-67
J12	Canisius	L	75-82
J16	*MISSOURI STATE	L	53-69
J18	*Wichita State	W	81-60
J21	*at Creighton	L	72-83
J23	*UNI (4OT)	W	112-106
J28	*INDIANA STATE	W	83-74
F1	*SOUTHERN ILLINOIS	W	61-56
F6	*at UNI (OT)	W	78-71
F8	*CREIGHTON	L	60-71
F11	*at Southern Illinois	L	57-82
F15	*at Indiana State	L	76-78
F20	*at Wichita State	L	79-92
F22	*at Missouri State	L	64-95
F25	*BRADLEY	L	75-83
F27	*ILLINOIS STATE	W	69-65
M4	*WICHITA STATE	W	77-68
M9	*at Missouri State	L	53-83

% Washington Tournament; *MVC game; ^MVC Tournament

1993-94 (16-12; 8-8 MVC)
Coach: Lisa Bluder

N28	NORTHEASTERN ILL.	W	61-56
D1	IOWA	L	64-73
D3	at Montana State	L	68-74
D5	at Montana	L	56-79
D9	IOWA STATE	W	85-47
D18	UMKC	W	87-81
D28	at UC Irvine	W	85-70
D30	at San Diego	W	74-64
J2	at Loyola-Chicago	W	96-62
J4	*ILLINOIS STATE	L	70-74
J6	*at Creighton	L	68-71
J9	at UMKC	W	92-70
J13	*at Southern Illinois	L	81-86
J15	*at Indiana State	L	66-75
J21	*MISSOURI STATE	L	66-79
J23	*Wichita State	W	84-67
J27	*at UNI	W	80-50
J29	*BRADLEY	W	89-52
F8	*CREIGHTON	L	70-77
F11	*INDIANA STATE	W	91-78
F13	*SOUTHERN ILLINOIS	W	81-49
F17	*at Wichita State	W	80-73
F19	*at Missouri State	L	57-79
F24	*at Bradley	W	79-74
F26	*UNI	W	80-64
M2	*Illinois State	L	66-82
M9	^at Southern Illinois	W	80-67
M11	^at Missouri State	L	55-76

*MVC game; ^MVC Tournament

1994-95 (25-6, 13-5 MVC)
Coach: Lisa Bluder

N25	%Boise State	W	64-50
N26	%at Oregon	W	76-67
D3	VALPARAISO	W	94-59
D7	at Iowa State	W	74-62
D10	TCU	W	101-52
D18	WESTERN ILLINOIS	W	82-71
D28	at St. Bonaventure	W	104-91
D30	at Canisius	W	85-71
J2	*Illinois State	W	74-72
J4	*at Indiana State	W	86-58
J7	*BRADLEY	W	75-60
J9	*UNI	W	88-61
J14	*at Creighton	W	86-70
J19	*at Wichita State	L	75-83
J21	*at Missouri State	L	61-65
J26	*EVANSVILLE	W	100-68
J28	*SOUTHERN ILLINOIS	W	92-70
F2	*at UNI	W	81-62
F4	*at Bradley (OT)	L	70-72
F11	*CREIGHTON	W	75-72
F16	*MISSOURI STATE	W	66-49
F18	*Wichita State	L	76-81
F23	*at Southern Illinois	L	83-87
F25	*at Evansville	W	95-57
M3	*INDIANA STATE	W	94-84
M5	*ILLINOIS STATE	W	105-68
M9	^ILLINOIS STATE	W	82-63
M10	^Southern Illinois	W	82-68
M11	^at Missouri State (OT)	W	71-68
M17	#Mississippi (OT)	W	87-81
M19	#at G. Washington (OT)	L	93-96

%Oregon Pepsi Shootout; *MVC game; ^MVC Tournament; #NCAA Tournament

1995-96 (16-13, 10-8 MVC)
Coach: Lisa Bluder

N15	%MEMPHIS	W	89-81
N17	%at Arkansas	L	76-81
N24	@at Valparaiso	W	79-80
N26	at Western Illinois	W	74-63
N30	at Wisconsin	L	78-82
D3	OKLAHOMA	W	81-71
D8	at Iowa	L	44-67
D10	IOWA STATE	L	61-69
D28	at South Florida	W	74-69
D30	at Stetson	W	87-72
J4	*at Creighton	L	71-77
J7	*at Southern Illinois	L	68-76
J9	*at Evansville	W	89-65
J15	*BRADLEY	W	87-58
J18	*at Indiana State	W	83-69
J20	*Illinois State	L	55-56
J25	*MISSOURI STATE	L	66-75
J27	*Wichita State	W	82-73
F1	*SOUTHERN ILLINOIS	L	66-73
F3	*EVANSVILLE	W	88-80
F8	*at UNI	L	88-91
F10	*at Bradley	W	80-77
F15	*INDIANA STATE	W	89-85
F17	*ILLINOIS STATE	W	82-68
F20	*UNI	W	77-67
F23	*at Wichita State	L	70-81
F25	*at Missouri State	L	65-82
M2	*CREIGHTON	W	97-72
M7	*CREIGHTON	L	68-70

%Preseason WNIT; @Awarded Forfeit Victory; *MVC game; ^MVC Tournament

1996-97 (23-7, 14-4 MVC)
Coach: Lisa Bluder

N22	WISCONSIN	L	69-77
N25	at Oklahoma	W	77-64
D1	NIAGARA	W	87-73
D5	%at Hawaii (OT)	W	78-74
D6	%Southern Mississippi	W	96-80
D12	at Iowa State	L	57-86
D21	IOWA	W	80-59
D29	*at Missouri State	L	68-73
D31	*at Wichita State	L	69-78
J3	*BRADLEY	W	84-61
J5	*UNI	W	90-74
J10	*Illinois State	L	78-83
J12	*at Indiana State	L	65-78
J16	*EVANSVILLE	W	89-63
J18	*SOUTHERN ILLINOIS	W	89-48
J21	at ILLINOIS-CHICAGO	W	96-52
J25	*CREIGHTON	W	106-78
J30	*at Bradley	W	91-90
F1	*at UNI	W	78-73
F7	*INDIANA STATE	W	84-63
F9	*ILLINOIS STATE (OT)	W	79-77
F13	*at Southern Illinois	W	62-61
F15	*at Evansville	W	78-58
F22	*at Creighton	W	82-69
F27	*MISSOURI STATE	W	83-70
M1	*Wichita State	W	83-66
M6	^Creighton	W	86-68
M7	^Southern Illinois	W	77-48
M8	^Wichita State	W	78-59
M14	#at Illinois	L	62-79

$Hawaii Tournament; *MVC game; ^MVC Tournament; #NCAA Tournament

1997-98 (25-5, 17-1 MVC)
Coach: Lisa Bluder

N16	at Iowa (OT)	L	63-66
N21	ILLINOIS-CHICAGO	W	89-61
N25	at Kansas State	L	76-82
N29	%Seton Hall	W	96-61
N30	%at Rutgers	L	74-77
D4	UW-MILWAUKEE	W	104-83
D9	IOWA STATE	W	78-64
D21	at San Francisco	W	68-45
D28	*BRADLEY	W	94-61
D30	*UNI	W	99-79
J4	*CREIGHTON	W	79-57
J10	*at Missouri State	W	69-61
J12	*at Wichita State	W	75-54
J15	*ILLINOIS STATE	W	86-60
J17	*INDIANA STATE	W	81-64
J22	*at Evansville	W	90-71
J24	*at Southern Illinois	W	73-54
F1	*at Creighton (OT)	W	64-61
F5	*MISSOURI STATE	L	64-72
F7	*Wichita State	W	83-69
F12	*Illinois State	W	70-69
F14	*at Indiana State	W	89-70
F19	*EVANSVILLE	W	83-56
F21	*SOUTHERN ILLINOIS	W	73-47
F26	*at Bradley	W	90-60
F28	*at UNI	W	89-59
M5	^Southern Illinois	W	84-70
M6	^INDIANA STATE	W	74-56
M7	^at Missouri State	W	73-59
M14	#Colorado State	L	75-81

%Rutgers Coca Cola Classic; *MVC game; ^MVC Tournament; #NCAA Tournament

1998-99 (21-10, 14-4 MVC)
Coach: Lisa Bluder

N16	at Marquette	W	85-71
N22	KANSAS STATE	W	88-67
N25	at USC	L	71-86
N27	at UCSB	L	78-96
D3	NEBRASKA	L	72-75
D8	IOWA	W	86-73
D12	at Iowa State	L	60-78
D20	at UW-Milwaukee	W	73-53
D29	*at Creighton	W	80-65
J2	*at Wichita State	L	59-70
J6	*MISSOURI STATE	W	97-81
J9	*ILLINOIS STATE	W	91-55
J11	*INDIANA STATE	W	81-71
J14	*at UNI	L	73-84
J16	*at Bradley	W	84-76
J21	*SOUTHERN ILLINOIS	W	79-58
J23	*at Missouri State	L	74-105
J28	*Wichita State	W	73-58
F4	*at Indiana State	L	57-75
F6	*Illinois State	W	67-59
F8	*EVANSVILLE	W	63-61
F11	*BRADLEY	W	89-53
F15	*at Southern Illinois	W	54-44
F17	*at Evansville	W	73-62
F21	*UNI	W	81-69
F27	*CREIGHTON	W	76-71
M4	^CREIGHTON	L	62-73
M11	#UTAH	W	70-62
M14	#at Colorado	W	82-66
M17	#at New Mexico	W	73-60
M20	#at Arkansas	L	56-80

*MVC game; ^MVC Tournament; #WNIT

1999-00 (23-7, 15-3 MVC)
Coach: Lisa Bluder

N19	at Kansas State	L	57-59
N22	MARQUETTE	W	76-55
N26	%N.C. State	L	42-62
N27	Alabama	L	77-87
D2	at Nebraska	W	88-77
D8	IOWA STATE	W	90-86
D11	NORTHERN ARIZONA	W	75-55
D20	at Iowa	W	84-59
D30	*at Bradley (OT)	W	80-71
J2	*UNI	W	78-69
J6	*Wichita State	W	71-56
J8	*MISSOURI STATE	L	69-81
J15	*at Creighton	W	74-53
J20	*at So. Illinois (OT)	W	73-64
J22	*at Evansville	W	79-74
J27	*ILLINOIS STATE	W	74-54
J29	*INDIANA STATE	W	88-71
F3	*at Wichita State	L	58-85
F5	*at Missouri State	W	89-75
F12	*CREIGHTON	W	86-59
F17	*SOUTHERN ILLINOIS	W	71-51
F19	*EVANSVILLE	L	61-74
F25	*at Indiana State	W	78-67
F27	*Illinois State	W	72-57
M2	*BRADLEY	W	91-47
M4	*at UNI	W	87-46
M9	^INDIANA STATE	W	69-66
M10	^UNI	W	87-65
M11	^at Missouri State	W	70-67
M17	#Clemson	L	50-64

%Torneo Cancun de Basquetbol; *MVC game; ^MVC Tournament; #NCAA Tournament

2000-01 (23-7, 16-2 MVC)
Coach: Lisa Stone

N17	at Saint Louis	L	54-59
N19	SOUTHERN CAL	W	55-51
N24	at Northern Arizona	W	79-54
N25	vs. Idaho	W	91-75
N27	at Northwestern	W	78-59
D6	at Iowa State	L	58-88
D9	KANSAS STATE	L	63-69
D16	IOWA	W	73-58
D30	*Wichita State	W	66-48
J1	*MISSOURI STATE	W	66-63
J7	*CREIGHTON	L	73-80
J12	*at Indiana State	W	69-68
J14	*Illinois State	W	77-64
J18	*EVANSVILLE	W	73-60
J20	*SOUTHERN ILLINOIS	W	89-71
J26	*at Bradley	W	84-72
J28	*at UNI	W	91-69
F4	*at Creighton	W	75-69
F9	*ILLINOIS STATE	W	68-59
F11	*INDIANA STATE	W	77-62
F15	*at Southern Illinois	W	68-66
F17	*at Evansville	W	67-51
F22	*BRADLEY	W	73-50
F24	*UNI	W	91-69
M1	*at Wichita State	W	76-65
M3	*at Missouri State	L	63-87
M8	*Bradley	W	73-60
M9	^Evansville	W	64-59
M10	^at Missouri State	L	69-84
M16	#Villanova	L	58-66

*MVC game; ^MVC Tournament; #NCAA Tournament

2001-02 (25-8, 15-3 MVC)
Coach: Lisa Stone

N16	%UAB	W	76-58
N17	%at N.C. State	L	61-64
N25	at Iowa (OT)	W	75-72
D1	at Florida International	W	69-66
D5	IOWA STATE	L	60-90
D10	SAINT LOUIS	W	73-51
D13	at Wisconsin	L	61-74
D16	NEBRASKA	W	88-74

3 Drake (26-34).indd 33 11/23/2020 1:41:36 PM

DRAKE YEAR-BY-YEAR RESULTS

D21	TULANE	W	67-58
D30	*at Evansville	W	67-60
J1	*at Southern Illinois	W	95-62
J4	*MISSOURI STATE	W	84-59
J6	*Wichita State	L	78-80
J10	*Illinois State	W	70-58
J11	*at Indiana State	W	81-71
J17	*BRADLEY	W	85-56
J19	*UNI	L	66-81
J28	*at Creighton	L	58-62
J31	*at Wichita State	W	71-59
F2	*at Missouri State	W	62-51
F7	*INDIANA STATE	W	84-59
F9	*ILLINOIS STATE	W	77-66
F15	*at Bradley	W	71-60
F17	*at UNI	W	70-58
F23	*CREIGHTON	W	74-72
F28	*SOUTHERN ILLINOIS	W	84-49
M2	*EVANSVILLE	W	74-63
M7	^Bradley	W	77-68
M8	^Wichita State	W	77-70
M9	^Creighton	L	74-77
M15	#Syracuse	W	87-69
M17	#at Baylor	W	76-72
M23	#South Carolina	L	65-79

%GlaxoSmithKline Invitational; *MVC game; ^MVC Tournament; #NCAA Tournament

2002-03 (16-12, 11-7 MVC)
Coach: Lisa Stone

N24	NORTHWESTERN	W	68-35
N27	at No. 18 Iowa State	W	63-61
N29	vs Montana	L	56-63
N30	vs Brown	W	75-67
D5	at Nebraska	W	63-55
D7	DAYTON	L	72-79
D9	at Tulane	L	61-74
D14	WISCONSIN	W	59-49
D21	IOWA	L	52-72
J2	*UNI	W	62-51
J4	*BRADLEY	W	69-54
J10	*at Missouri State	L	50-57
J12	*at Wichita State	L	63-67
J16	*EVANSVILLE	W	70-55
J18	*SOUTHERN ILLINOIS	W	76-46
J26	*at Creighton	L	51-63
J30	*at Indiana State	L	65-78
F1	*Illinois State	W	68-52
F7	*Wichita State	W	62-57
F9	*MISSOURI STATE	W	57-40
F14	*at Southern Illinois	W	73-59
F16	*at Evansville	L	50-60
F23	*CREIGHTON	L	56-70
F27	*ILLINOIS STATE	W	65-46
M1	*INDIANA STATE	W	79-72
M6	*at UNI	L	50-53
M8	*at Bradley	W	68-63
M13	%MISSOURI STATE	L	59-61

*MVC game; %MVC Tournament

2003-04 (16-15, 11-7 MVC)
Coach: Amy Stephens

N22	at Marquette	L	60-57
N25	MINNESOTA	L	73-50
N29	at Dayton	W	54-46
D5	MICHIGAN	W	70-55
D7	MAINE (OT)	L	63-62
D10	IOWA STATE	W	61-36
D13	at Saint Louis	L	72-58
D21	at Iowa	L	79-64
D30	at Texas A&M-CC	L	68-49
J3	*at Southern Illinois	W	69-41
J5	*at Evansville	L	69-56
J10	*INDIANA STATE	W	75-52
J12	*ILLINOIS STATE	W	73-60
J17	*at Wichita State	L	79-66
J19	*at Missouri State	L	70-61
J22	*UNI	W	65-59
J24	*BRADLEY	W	59-46
J31	*at Creighton	L	68-48
F6	*at Indiana State	L	66-45
F8	*Illinois State	L	57-54
F13	*MISSOURI STATE	W	73-67
F15	*Wichita State	W	70-47
F20	*at Bradley	L	69-58
F22	*at UNI	W	59-53
F29	*CREIGHTON	W	55-51
M4	*Southern Illinois	W	65-53
M6	*EVANSVILLE	W	86-73
M11	%Bradley	W	60-57
M12	%UNI	W	66-54
M13	%MISSOURI STATE	L	74-67
M18	!at Nebraska	L	73-60

*MVC game; %MVC Tournament; !WNIT

2004-05 (14-15, 8-10 MVC)
Coach: Amy Stephens

N19	at UMKC	W	74-70
N21	NO. COLORADO	W	52-51
N26	MARQUETTE	L	54-73
N30	at Michigan	W	61-60
D4	SAINT LOUIS	W	84-63
D8	at Iowa State	L	40-69
D11	IPFW	W	70-52
D18	IOWA	L	69-80
D23	at Minnesota	L	57-74
D31	*at Evansville	L	66-77
J2	*at Southern Illinois	W	70-49
J6	*ILLINOIS STATE	W	68-47
J8	*INDIANA STATE	W	79-74
J15	*at Creighton	L	72-75
J21	*at Missouri State	L	63-79
J23	*at Wichita State	L	58-66
J27	*BRADLEY	W	82-74
J30	*UNI	L	54-68
F4	*Illinois State	L	60-85
F6	*at Indiana State	L	71-79
F13	*CREIGHTON	W	74-57
F18	*MISSOURI STATE	L	62-76
F20	*WICHITA STATE	W	67-62
F24	*at UNI	L	48-66
F26	*at Bradley	W	66-58
M3	*EVANSVILLE	L	62-68
M5	*Southern Illinois	W	75-53
M10	%vs. Creighton	W	61-44
M11	%vs. INDIANA STATE	L	66-79

*MVC game; %MVC Tournament

2005-06 (17-12, 13-5 MVC)
Coach: Amy Stephens

N18	UMKC	W	74-54
N20	SOUTH DAKOTA STATE	W	54-52
N26	at Oregon State	L	61-63
N28	at Oregon	L	40-70
D1	TEXAS A&M-CC	L	56-65
D4	IOWA STATE	L	57-69
D8	AKRON	W	73-48
D18	at Iowa	L	72-92
D21	UC-RIVERSIDE	W	69-51
D29	*at Bradley	W	68-62
D31	*at UNI	L	46-69
J7	*MISSOURI STATE	W	70-63
J9	*WICHITA STATE	W	75-67
J14	*CREIGHTON	W	67-52
J19	*at Evansville	L	61-68
J21	*at Southern Illinois	L	66-74
J26	*INDIANA STATE (OT)	L	87-92
J28	*ILLINOIS STATE (OT)	W	76-73
F2	*at Wichita State	W	61-60
M4	*at Missouri State	W	61-58
F12	*at Creighton	W	63-62
F17	*EVANSVILLE	W	53-51
F19	*SOUTHERN ILLINOIS	W	81-55
F23	*Illinois State	L	61-64
F26	*at Indiana State	W	70-65
M2	*UNI	W	60-58
M4	*BRADLEY	W	65-57
M10	%at Missouri State	L	62-78
M16	!at Nebraska	L	59-62

* MVC game; %MVC Tournament; !WNIT

2006-07 (14-19, 5-13 MVC)
Coach: Amy Stephens

N12	WESTERN ILLINOIS	W	79-45
N17	UW-MILWAUKEE	W	75-72
N19	CAL STATE FULLERTON	W	58-43
N23	vs. Richmond	W	77-64
N24	vs. Marshall	L	58-59
D5	at Iowa State	L	62-70
D10	at UC Riverside	L	39-52
D14	OREGON	L	63-66
D17	OREGON STATE	W	72-65
D22	IOWA	L	70-77
D29	*at Indiana State	L	67-84
D31	*Illinois State	L	50-64
J6	*UNI	L	55-61
J8	*BRADLEY	L	57-62
J14	*at Creighton	L	57-67
J18	*at Evansville (OT)	L	62-67
J20	*at Southern Illinois	L	57-59
J25	*Wichita State	W	69-61
J27	*MISSOURI STATE (OT)	W	82-76
F1	*at UNI	L	68-73
f3	*at Bradley	L	51-58
f9	*CREIGHTON	W	64-52
F16	*SOUTHERN ILLINOIS	L	45-49
F18	*EVANSVILLE	L	55-57
F23	*at Wichita State	W	67-64
F25	*at Missouri State	W	81-68
M1	*ILLINOIS STATE	L	61-67
M3	*INDIANA STATE	L	68-76
M8	%WICHITA STATE	W	78-63
M9	%SOUTHERN ILLINOIS	W	59-47
M10	%EVANSVILLE	W	61-58
M11	%CREIGHTON (OT)	W	65-64
M18	!vs. Tennessee	L	37-76

*MVC game; %MVC Tournament; !NCAA Tournament

2007-08 (23-11, 13-5 MVC)
Coach: Amy Stephens

N9	GREEN BAY	L	66-78
N13	at Iowa	L	50-62
N16	SACRAMENTO STATE	W	89-52
N18	WEBER STATE	W	78-64
N23	vs. Kansas	L	64-69
N24	vs. Western Michigan	W	82-70
D2	MONTANA STATE	W	80-68
D5	at Western Illinois	W	77-58
D9	IOWA STATE	L	51-58
D13	at UW-Milwaukee	W	63-53
D30	UC DAVIS	W	71-50
J4	*MISSOURI STATE	W	72-42
J6	*WICHITA STATE	W	83-46
J12	*at Creighton	W	73-51
J18	*at Southern Illinois	W	55-52
J20	*at Evansville	L	57-62
J24	*BRADLEY	W	75-70
J27	*UNI	W	66-63
J31	*at Illinois State (OT)	L	84-88
F2	*at Indiana State	L	46-54
F9	*CREIGHTON	W	72-52
F14	*EVANSVILLE (OT)	L	66-69
F16	*SOUTHERN ILLINOIS	W	72-57
F21	*at Bradley	W	77-63
F24	*at UNI	L	70-72
F29	*INDIANA STATE	W	77-68
M2	*ILLINOIS STATE	W	72-66
M6	*at Missouri State	W	61-58
M8	*at Wichita State	W	53-51
M14	^vs. Indiana State	W	65-59
M15	^vs. Evansville	W	46-41
M16	^vs. Illinois State	L	62-70
M22	!UW-GREEN BAY	W	65-56
M24	!at Illinois	L	44-48

*MVC game; ^MVC Tournament; !WNIT

2008-09 (19-12, 12-6 MVC)
Coach: Amy Stephens

N14	TEXAS STATE	W	72-54
N20	at Wisconsin	L	39-55
N22	at UW-Green Bay	L	53-64
N25	at Tennessee Tech	W	69-58
N29	COLUMBIA	W	69-59
D2	COPPIN STATE	W	64-47
D6	at Weber State	W	63-48
D11	at Iowa State	L	52-65
D14	WESTERN MICHIGAN	W	67-55
D20	IOWA	L	53-71
D22	at Chicago State	L	66-78
J1	*at Indiana State	L	38-50
J3	*at Illinois State	L	51-61
J8	*WICHITA STATE	W	80-60
J10	*MISSOURI STATE	W	56-44
J15	*at Evansville	W	62-61
J17	*at So. Illinois (OT)	W	79-69
J23	*BRADLEY	W	71-51
J25	*UNI	W	70-60
J31	*CREIGHTON	L	65-68
F6	*at Wichita State	W	65-50
F8	*at Missouri State	W	66-60
F12	*SOUTHERN ILLINOIS	W	67-46
F14	*EVANSVILLE	W	69-47
F19	*at UNI	L	58-60
F21	*at Bradley (OT)	L	80-87
F27	*at Creighton	W	51-44
M5	*ILLINOIS STATE	L	57-64
M7	*INDIANA STATE	W	63-38
M13	%vs. UNI	W	68-57
M14	%vs. Creighton	L	35-53

*MVC game; %MVC Tournament

2009-10 (15-15, 7-11 MVC)
Coach: Amy Stephens

N13	at UMKC	L	68-70
N18	CHICAGO STATE	W	82-60
N22	No. 24 IOWA STATE	W	78-75
N27	at Saint Mary's	L	73-76
N28	vs. UALR	W	66-65
D4	vs. Texas A&M-CC	W	56-46
D5	at Air Force	W	85-67
D13	NORTH DAKOTA	W	70-58
D20	at Iowa	L	61-73
D22	NEW ORLEANS	W	67-40
D31	*at Illinois State	L	58-77
J2	*at Indiana State	W	87-73
J7	*MISSOURI STATE	W	88-84
J9	*WICHITA STATE	W	68-54
J14	*at Southern Illinois	L	60-80
J16	*at Evansville	W	67-53
J22	*UNI	L	46-59
J24	*BRADLEY	L	58-61
J29	*at Creighton	L	61-74
F5	*at Wichita State (OT)	L	63-66
F7	*at Missouri State	L	78-87
F11	*EVANSVILLE	W	69-48
F13	*SOUTHERN ILLINOIS	W	74-56
F18	*at UNI	L	43-62
F21	*at Bradley	L	55-63
F26	*CREIGHTON	L	57-77
M4	*INDIANA STATE	W	77-58
M6	*ILLINOIS STATE	L	66-80
M11	%vs. Evansville	W	73-62
M12	%vs. Creighton	L	62-65

*MVC game; %MVC Tournament

2010-11 (15-15, 9-9 MVC)
Coach: Amy Stephens

N12	UMKC	W	71-54
N15	at Iowa State	L	46-64
N18	SAINT MARY'S (CA)	L	46-70
N26	+vs. Central Michigan	W	90-70
N27	+at Northern Arizona	W	67-52
N30	NORTH TEXAS	W	82-67
D4	at North Dakota	W	76-51
D9	WISCONSIN	L	49-60
D11	TENNESSEE TECH	L	55-56
D20	IOWA	L	71-75
D22	AIR FORCE	W	77-61
D31	*at Creighton	L	51-58
J6	*at Southern Illinois	W	70-57
J9	*at Evansville (OT)	W	69-62
J13	*BRADLEY	W	68-64
J15	*UNI	L	51-89
J20	*at Indiana State (OT)	L	74-77
J22	*at Illinois State	L	45-60
J27	*WICHITA STATE	L	57-66
J29	*MISSOURI STATE	L	61-90
F3	*EVANSVILLE	W	63-55
F5	*SOUTHERN ILLINOIS	W	67-50
F10	*at Bradley	W	67-65
F12	*at UNI	L	55-74
F17	*ILLINOIS STATE	W	67-58
F19	*INDIANA STATE	W	72-67
F25	*at Missouri State	L	82-92
F27	*at Wichita State	L	58-72
M5	*CREIGHTON	W	65-54
M11	%vs. Missouri State	L	77-86

+Northern Arizona Thanksgiving Classic; *MVC game; %MVC Tournament

2011-12 (18-16, 9-9 MVC)
Coach: Amy Stephens

N12	at Illinois-Chicago	L	48-61
N15	IOWA STATE	L	64-71
N18	UW-MILWAUKEE	W	63-51
N24	+vs. Marist	L	47-50
N25	+vs. Hofstra	L	60-70
D1	NORTH DAKOTA	W	74-60
D8	NORTH DAKOTA ST.	W	57-49
D11	at Wisconsin	W	65-54
D18	at Saint Louis	L	62-60
D20	at Iowa	L	46-71
D22	LOYOLA-CHICAGO	W	65-50
D31	*at Creighton	W	47-44
J5	*at Wichita State	L	41-63
J7	*at Missouri State	L	46-78
J12	*SOUTHERN ILLINOIS	W	73-59
J14	*EVANSVILLE	W	67-53
J20	*at Illinois State (OT)	L	67-71
J22	*at Indiana State	W	67-59
J27	*BRADLEY	W	77-62
J29	*UNI (OT)	L	77-82
F2	*MISSOURI STATE	L	66-69
F4	*WICHITA STATE	L	56-74
F9	*at Southern Illinois	L	59-63
F12	*at Evansville	W	55-51
F17	*INDIANA STATE	W	60-43
F19	*ILLINOIS STATE	L	51-66
F24	*at Bradley	W	77-65
F26	*at UNI	L	66-68
M3	*CREIGHTON	W	54-50
M8	%vs. Evansville	W	52-48
M9	%vs. Illinois State	W	56-54
M10	%vs. Wichita State	W	56-52
M11	%vs. Creighton	L	38-53
M15	#at South Dakota	L	53-61

+Triple Crown Cancun Challenge; *MVC game; %MVC Tournament; #WNIT

2012-13 (11-20, 5-13 MVC)
Coach: Jennie Baranczyk

N11	SOUTH DAKOTA	L	69-74
N18	ILLINOIS-CHICAGO	W	71-61
N23	+vs. UC Irvine	L	64-69
N24	+vs. George Mason	L	70-76
N27	at Iowa State	L	45-87
D2	CHICAGO STATE	W	67-39
D6	at North Dakota State	W	62-50
D8	at North Dakota (OT)	L	63-67
D16	IOWA	L	65-82
D21	SAINT LOUIS	W	61-55
D29	at UW-Milwaukee	W	80-70
J3	*at Evansville	L	62-68
J5	*at Southern Illinois	L	70-77
J11	*INDIANA STATE	L	49-67
J13	*ILLINOIS STATE	L	66-71
J19	*at Missouri State	L	77-80
J21	*at Wichita State	L	51-70
J25	*BRADLEY	W	66-62
J27	*UNI	W	63-55
F2	*CREIGHTON	L	71-98
F8	*at Illinois State	L	57-81
F10	*at Indiana State	L	48-59
F14	*WICHITA STATE	L	65-74
F16	*MISSOURI STATE	W	75-64
F21	*at Bradley	L	84-93
F23	*at UNI	W	82-67
M3	*at Creighton	L	66-67
M7	*SOUTHERN ILLINOIS	W	80-65
M9	*EVANSVILLE	L	59-70
M14	%vs. Missouri State	W	81-66
M15	%vs. Wichita State	L	58-73

+Hotel Encanto Classic; *MVC games; %MVC Tournament

2013-14 (17-15, 9-9 MVC)
Coach: Jennie Baranczyk

N8	CREIGHTON	W	62-55
N10	at Wisconsin	L	41-66
N16	at Colorado State	L	77-92
N21	at South Dakota (OT)	W	89-81
N24	IOWA STATE	L	47-89
N29	+vs. Cornell	L	49-59
N30	+vs. Coastal Carolina	W	90-74
D5	IDAHO STATE	W	78-59
D17	SILIC	W	87-71
D21	at Iowa	L	51-73
D29	MILWAUKEE	W	79-57
J3	*at Illinois State	L	71-80
J5	*at Indiana State	L	81-90
J10	*SOUTHERN ILLINOIS	W	74-72
J12	*EVANSVILLE	L	67-71
J18	*at Missouri State	L	66-89
J20	*at Wichita State	L	55-88
J24	*LOYOLA	L	69-75
J26	*BRADLEY	W	97-77
F2	*at UNI	W	66-64
F6	*at Evansville	W	72-57
F8	*at Southern Illinois	W	80-55
F14	*WICHITA STATE	L	61-70
F16	*MISSOURI STATE	W	79-69
F21	*at Bradley	W	94-71
F23	*at Loyola	W	70-64
M2	*UNI (OT)	L	97-99
M6	*INDIANA STATE	L	71-73
M8	*ILLINOIS STATE	W	67-66
M14	%vs. Evansville	W	71-61
M15	%vs. Indiana State	W	66-58
M16	%vs. Wichita State	L	49-73

Home in CAPS; +Seattle Thanksgiving Classic; *MVC games; %MVC Tournament

2014-15 (20-11, 15-3 MVC)
Coach: Jennie Baranczyk

N14	SOUTH DAKOTA	L	78-83
N18	at Iowa State	L	67-84
N20	at SILIC	L	60-74
N23	WISCONSIN	W	89-77
N28	+at Texas-San Antonio	W	69-61
N30	+vs. Fordham	W	62-56
D3	COLORADO STATE	L	56-69
D6	at Idaho State	W	80-66
D14	at Creighton	L	71-93
D18	NORTHWESTERN COL.	W	102-58
D21	IOWA	L	98-100
J2	*at Loyola	W	86-60
J4	*at Bradley	W	80-47
J9	*ILLINOIS STATE	W	86-51
J11	*SOUTHERN ILLINOIS	W	81-66
J16	*at Northern Iowa	W	76-72
J23	*at Indiana State	W	72-65
J25	*at Evansville	W	79-62
J30	*MISSOURI STATE (OT)	W	94-89
F1	*WICHITA STATE	W	64-61
F6	*at Southern Illinois	L	76-81
F8	*at Illinois State	W	70-47
F13	*NORTHERN IOWA	W	87-67
F20	*EVANSVILLE	W	78-69
F22	*INDIANA STATE	W	76-61
F27	*at Wichita State	L	59-80
M1	*at Missouri State	L	57-86
M5	*BRADLEY	W	86-70
M7	*LOYOLA (OT)	W	74-70
M13	%vs. Evansville (OT)	L	79-84
M20	^EASTERN MICHIGAN	L	70-80

Home in CAPS; +UTSA Thanksgiving Tournament; *MVC games; %MVC Tournament; ^WNIT Tournament

2015-16 (23-10, 14-4 MVC)
Coach: Jennie Baranczyk

N15	IOWA STATE	W	74-70
N18	at Wisconsin	W	89-70
N22	NORTH DAKOTA	W	73-63
N24	CREIGHTON	W	81-72
N28	+vs. Tulsa	W	91-80
N29	+at UNLV	W	76-68
D3	at South Dakota	L (OT)	87-92
D6	GREEN BAY	L	61-86
D11	WILLIAM PENN	W	100-61
D19	at Northern Illinois	L	73-87
D22	at Iowa	L	76-89
J1	*SOUTHERN ILLINOIS	L	67-77
J3	*EVANSVILLE	W	94-52
J8	*at Missouri State	W	82-75
J10	*at Wichita State	W	87-56
J15	*INDIANA STATE	W	80-55
J17	*ILLINOIS STATE	W	76-41
J24	*NORTHERN IOWA	L	73-79
J29	*at Bradley	W	76-64
J31	*at Loyola	W	81-65
F5	*WICHITA STATE	W	81-59
F7	*MISSOURI STATE	W	95-72
F12	*at Illinois State	W	98-58
F14	*at Indiana State	L	53-68
F19	*at Northern Iowa	L	74-85
F26	*LOYOLA	W	91-61
F28	*BRADLEY	W	78-45
M3	*at Evansville	W	86-66
M5	*at Southern Illinois	W	71-64
M11	%vs. Evansville	W	89-53
M12	%vs. Missouri State	L	61-65
M17	^SACRED HEART	W	95-59
M19	^at Northern Iowa	L	58-64

Home in CAPS; +Las Vegas Tournament; *MVC games; %MVC Tournament; ^WNIT Tournament

2016-17 (28-5, 18-0 MVC)
Coach: Jennie Baranczyk

N11	at North Dakota	99-91	W
N17	at Creighton	77-80	L
N20	at Iowa State	67-75	L
N27	WYOMING	63-50	W
N30	NORTHERN ILLINOIS	95-86	W
D3	at Green Bay	48-71	L
D6	at Nebraska	84-70	W
D8	CLARKE	118-43	W
D18	IOWA	81-76	W
D21	+vs Auburn	80-85	L
D22	+vs E. Washington	93-78	W
D30	*at Wichita State	83-78	W
J1	*at Missouri State	90-64	W
J6	*EVANSVILLE	82-65	W
J8	*SOUTHERN ILLINOIS	75-59	W
J13	*at Bradley	93-60	W
J15	*at Illinois State	87-36	W
J20	*LOYOLA	89-46	W
J22	*INDIANA STATE	76-62	W
J27	*at Northern Iowa	88-79	WO2
F3	*at Southern Illinois	71-60	W
F5	*at Evansville	73-48	W
F10	*ILLINOIS STATE	101-49	W
F12	*BRADLEY	98-46	W
F17	*at Indiana State	64-45	W
F19	*at Loyola	86-42	W
F24	*NORTHERN IOWA	70-57	W
M2	*MISSOURI STATE	98-91	W
M4	*WICHITA STATE	105-89	W
M10	%vs Illinois State	64-40	W
M11	%vs Wichita State	86-68	W
M12	%vs Northern Iowa	74-69	WOT
M18	^at Kansas State	54-67	L

Home in CAPS; +Tulane Tournament; *MVC games; %MVC Tournament; ^NCAA Tournament

2017-18 (26-8, 18-0 MVC)
Coach: Jennie Baranczyk

N10	MILWAUKEE	77-73	W
N12	at Oregon	77-110	L
N17	LIBERTY	96-68	W
N21	at Wyoming	61-75	L
N24	vs George Mason	75-87	L
N25	vs Miss. Valley State	96-60	W
N30	IOWA STATE	83-80	W
D3	CREIGHTON	100-108	LO4
D5	IOWA WESLEYAN	102-25	W
D9	NEBRASKA	84-89	LO2
D17	SOUTH DAKOTA ST	78-85	L
D21	at Iowa	66-79	L
D29	*VALPARAISO	86-50	W
D31	*LOYOLA	72-46	W
J5	*at Missouri State	80-68	W
J7	*at Southern Illinois	75-64	W
J12	*INDIANA STATE	85-64	W
J14	*EVANSVILLE	107-66	W
J19	*NORTHERN IOWA	81-64	W
J26	*at Illinois State	65-58	W
J28	*at Bradley	84-75	W
F2	*SOUTHERN ILLINOIS	84-73	W
F4	*MISSOURI STATE	84-65	W
F9	*at Evansville	101-50	W
F11	*at Indiana State	84-51	W
F16	*at Northern Iowa	72-67	W
F23	*BRADLEY	77-71	W
F25	*ILLINOIS STATE	80-64	W
M1	*at Loyola	97-53	W
M3	*at Valparaiso	85-53	W
M9	%vs Valparaiso	89-40	W
M10	%vs Southern Illinois	68-59	W
M11	%vs Northern Iowa	75-63	W
M16	^at Texas A&M	76-89	L

Home in CAPS; *MVC games; %MVC Tournament; ^NCAA Tournament

2018-19 (27-7, 17-1 MVC)
Coach: Jennie Baranczyk

N7	at Nebraska	83-77	W
N10	at Western Illinois	98-71	W
N15	SOUTH DAKOTA	76-64	W
N18	CSUN	73-63	W
N22	+vs Rutgers	69-59	W
N23	+vs Notre Dame	64-82	L
N24	+vs South Carolina	90-85	WOT
N28	at Creighton	85-69	W
D4	CLARKE	91-43	W
D8	at South Dakota State	71-80	L
D16	at Iowa State	81-86	L
D21	IOWA	82-91	L
J4	*at Bradley	92-63	W
J6	*at Illinois State	82-64	W
J11	*LOYOLA	69-60	W
J13	*VALPARAISO	84-53	W
J18	*at Northern Iowa	88-64	W
J25	*at Indiana State	70-68	W
J27	*at Evansville	78-47	W
F1	*MISSOURI STATE	79-85	L
F3	*SOUTHERN ILLINOIS	94-66	W
F8	*at Valparaiso	88-62	W
F10	*at Loyola	83-55	W
F15	*NORTHERN IOWA	76-61	W
F22	*EVANSVILLE	66-39	W
F24	*INDIANA STATE	96-77	W
M1	*at Southern Illinois	71-64	W
M3	*at Missouri State	70-61	W
M7	*ILLINOIS STATE	88-61	W
M9	*BRADLEY	95-63	W
M15	%vs Valparaiso	86-58	W
M16	%vs Illinois State	65-54	W
M17	%vs Missouri State	79-94	L
M22	^vs Missouri	76-77	LOT

Home in CAPS; + Vancouver Showcase; *MVC games; %MVC Tournament; ^NCAA Tournament

2019-20 (22-8, 14-4 MVC)
Coach: Jennie Baranczyk

N8	SOUTH DAKOTA ST.	74-67	W
N10	IOWA STATE	86-81	W
N13	at South Dakota	94-102	LOT
N16	CREIGHTON	63-53	W
N24	WESTERN ILLINOIS	94-75	W
N29	+vs Purdue	47-67	L
N30	+vs Maine	94-62	W
D1	+vs Auburn	83-82	W
D5	WALDORF	103-18	W
D17	at Oklahoma	84-93	L
D21	at Iowa	67-79	L
D29	at Northern Illinois	73-49	W
J3	*NORTHERN IOWA	104-87	W
J10	*at Missouri State	67-69	L
J12	*at Southern Illinois	73-65	W
J17	*INDIANA STATE	105-65	W
J19	*EVANSVILLE	108-44	W
J24	*at Illinois State	69-67	WOT
J26	*at Bradley	76-77	L
J31	*VALPARAISO	87-66	W
F2	*LOYOLA CHICAGO	80-52	W
F7	*SOUTHERN ILLINOIS	91-76	W
F9	*MISSOURI STATE	83-89	L
F13	*at Evansville	66-51	W
F15	*at Indiana State	92-71	W
F20	*BRADLEY	85-72	W
F22	*ILLINOIS STATE	87-82	W
F28	*at Loyola Chicago	83-75	W
M1	*at Valparaiso	83-79	W
M6	*at Northern Iowa	78-91	L

Home in CAPS; + Gulf Coast Showcase; *MVC games

EVANSVILLE

PURPLE ACES

Evansville Purple Aces Roster

No.	Name	Pos.	Ht.	Yr.	Hometown (Previous School)
1	Anna Newman	G	5-4	Jr.	Evansville, Ind. (North)
2	NaTaya Partee	F	6-2	Jr.	Grandview, Mo. (Grandview)
3	Lola Reed	G	5-7	Sr..	St. Louis, Mo. (Kirkwood)
4	Erin Dumas	G	5-5	Fr.	Chicago, Ill. (Montverde Aacademy)
5	Jada Poland	F	6-0	Sr.	St. Louis, Mo. (North Texas)
14	Abby Feit	G/F	6-1	So.	Normal, Ill. (Normal)
21	A'Niah Griffin	G	6-1	Jr.	Louisville, Ky. (Louisville Manual)
22	Jossie Hudson	F	6-1	So.	Evansville, Ind. (Mater Dei)
23	Sydney Thurwalker	G/F	5-11	So.	Belleville, Ill. (Dodge City CC)
30	Rylie Stephens	G	5-11	Fr.	Fairland, Ind. (Triton Central)
32	Kayla Casteel	G	5-9	Sr.	Indianapolis, Ind. (Plainfield)

Abby Feit

Matt Ruffing
Head Coach

Alma Mater: Dayton (2007)
Overall Record: 25-99 (Five Seasons)
Record at UE: 25-99 (Five Seasons)
2019-20: 3-26/0-18 MVC (10th)

Year-By-Year Record

Season	School	Overall W	Overall L	Conf. W	Conf. L	Place	Conf. Tourn.
2015-16	Evansville	1	3	0	2		1-1
2016-17	Evansville	14	17	8	10	6th	1-1
2017-18	Evansville	3	27	0	18	10th	0-1
2018-19	Evansville	4	26	2	16	10th	0-1
2019-20	Evansville	3	26	0	18	10th	—
UE Totals (Five Years)		**25**	**99**	**10**	**64**	**---**	**2-4**
Career Totals (Five Years)		**25**	**99**	**10**	**64**	**---**	**2-4**

Purple Aces ... At A Glance

2019-20 Finish: 3-26/0-18 MVC (10th)
Letterwinners Returning/Lost: 8/6
Starters Returning/Lost: 5/0

NOTEWORTHY

- Evansville lost six student-athletes from last season and returns 80.0% of its scoring and 76.0% of its minutes played for the 2020-21 season.
- Players representing 140 of the Aces starts a season ago return to the fold for the 2020-21 season. Included in this group are Abby Feit, who started all 29 games as a freshman, and Jada Poland, who missed just one start.
- Abby Feit makes her way back on the floor after a phenomenal freshman campaign that saw her earn MVC Freshman of the Year honors. Feit averaged 13.7 points and 8.4 boards to lead the Aces and finished the season as the team leader in starts, minutes, three-pointers made, free-throws made, points, rebounds, and blocks.

Basketball Support Staff

Kaitlynn Pacholke
Asst. Coach

Tyra Buss
Asst. Coach

Doug Rogers
Asst. Coach

Tanaeya Boclair
Operations

2020-21 Evansville Schedule

SCHEDULES WERE NOT AVAILABLE AT PRINT DEADLINE. ALL HOME GAMES WILL AIR ON AN ESPN PLATFORM. PLEASE VISIT THE QR CODE BELOW FOR CURRENT INFORMATION.

2019-20 Results
(3-26, 0-18 MVC)

Date	Opponent	Score	W/L
N5	BRESCIA	77-61	W
N10	at SEMO	60-83	L
N13	at SIUE	74-85	L
N19	EASTERN ILLINOIS	44-90	L
N21	at Austin Peay	64-80	L
N24	MARSHALL	66-62	WOT
D3	MURRAY STATE	59-61	L
D13	at Purdue Fort Wayne	64-67	L
D15	at Illinois	44-59	L
D18	CHICAGO STATE	76-42	W
D22	at Miami (OH)	64-72	L
J3	*at Bradley	51-82	L
J5	*at Illinois State	58-81	L
J10	*LOYOLA CHICAGO	61-71	L
J12	*VALPARAISO	66-88	L
J17	*at Northern Iowa	60-76	L
J19	*at Drake	44-108	L
J24	*SOUTHERN ILLINOIS	57-70	L
J26	*MISSOURI STATE	55-81	L
J31	*at Indiana State	58-68	L
F6	*at Valparaiso	54-72	L
F8	*at Loyola Chicago	47-77	L
F13	*DRAKE	51-66	L
F15	*NORTHERN IOWA	49-67	L
F21	*at Missouri State	62-76	L
F23	*at Southern Illinois	60-99	L
F28	*INDIANA STATE	58-70	L
M5	*ILLINOIS STATE	51-68	L
M7	*BRADLEY	53-71	L

Home in CAPS; *MVC games

UNIVERSITY OF EVANSVILLE

Athletic Directory

President: Chris Pietruszkiewicz
Faculty Athletics Representative: Dr. Mark Davis
Director of Athletics: Mark Spencer
Senior Woman Administrator: Sarah Solinsky
Athletics Department Telephone: (812) 488-2237
Athletics Department Address: 1800 Lincoln Ave., Evansville, IN 47722
Head Basketball Coach: Matt Ruffing
Basketball Office Phone: (812) 488-2289
Assistant Coaches: Doug Rogers, Kaitlynn Pacholke, Tyra Buss
Sports Information Contact: Michael Robertson
SID Office Phone: (812) 488-2238
SID Cell Number: (812) 470-0289
SID Email: mr328@evansville.edu

University Facts

Founded: 1854
Location: Evansville, Ind.
Enrollment: 2,140
Colors: Purple, White & Orange
Nickname: Purple Aces
Years in the MVC: 26
Arena: Meeks Family Fieldhouse (1,164)
Courtside Telephone Number: (812) 471-8043

Athletics Staff

Chris Pietruszkiewicz
President

Sarah Solinsky
SWA

Mark Spencer
Athletic Director

Michael Robertson
WBB SID

4 Evansville (36-44).indd 37 11/23/2020 1:45:22 PM

2019-20 STATISTICAL REVIEW

All Game Statistics (3-26)

#	Player	GP	GS	Min	Avg	— TOTAL — FG	FGA	Pct	3-POINTERS 3FG	FGA	Pct	FT	FTA	Pct	— REBOUNDS — Off	Def	Tot	Avg	PF	FO	A	TO	Blk	Stl	Pts	Avg
14	Feit,Abby	29	29	1060	36.6	149	339	.440	45	129	.349	54	80	.675	41	204	245	8.4	60	2	59	84	42	43	397	13.7
03	Lola Bracy	20	12	594	29.7	80	227	.352	16	70	.229	42	55	.764	18	50	68	3.4	57	0	44	83	4	22	218	10.9
05	Poland,Jada	29	28	708	24.4	98	213	.460	22	77	.286	27	48	.563	44	93	137	4.7	77	0	30	55	16	16	245	8.4
21	Griffin,A'Niah	23	12	498	21.7	57	173	.329	25	95	.263	36	49	.735	4	51	55	2.4	53	0	10	41	4	20	175	7.6
01	Newman,Anna	29	26	756	26.1	63	155	.406	9	49	.184	32	52	.615	11	72	83	2.9	62	0	95	75	2	31	167	5.8
04	Wallace,Makayla	26	4	510	19.6	38	110	.345	14	42	.333	35	59	.593	12	33	45	1.7	57	1	53	50	3	45	125	4.8
10	Bostrom,Felicia	6	5	163	27.2	6	25	.240	5	20	.250	7	10	.700	4	12	16	2.7	15	0	15	16	0	3	24	4.0
34	Thomas,Alexis	23	6	220	9.6	25	80	.313	25	77	.325	5	5	1.000	4	28	32	1.4	20	0	5	12	0	4	80	3.5
22	Hudson,Jossie	29	15	560	19.3	38	100	.380	4	24	.167	16	37	.432	27	40	67	2.3	61	2	17	45	9	16	96	3.3
15	Caddy,Sydne	16	6	218	13.6	14	52	.269	11	38	.289	0	0	.000	4	7	11	0.7	14	0	8	11	0	8	39	2.4
12	Tucker,Sydney	22	0	196	8.9	17	76	.224	10	49	.204	4	7	.571	6	6	12	0.5	20	0	12	25	2	5	48	2.2
32	Casteel,Kayla	13	0	92	7.1	7	27	.259	5	19	.263	3	4	.750	4	9	13	1.0	5	0	1	11	1	1	22	1.7
42	Coffman,Kaylan	9	1	70	7.8	6	21	.286	0	3	.000	3	7	.429	2	8	10	1.1	5	0	2	3	7	0	15	1.7
52	Soderberg,Alva	4	0	20	5.0	2	6	.333	0	1	.000	2	2	1.000	3	0	3	0.8	4	0	1	3	0	0	6	1.5
02	Partee,NaTaya	22	1	160	7.3	10	26	.385	0	1	.000	10	14	.714	14	19	33	1.5	23	0	5	16	4	5	30	1.4
	TEAM														47	86	133	4.6	0			21			0	
	Total	29				610	1630	.374	191	694	.275	276	429	.643	245	718	963	33.2	533	5	357	551	94	219	1687	58.2
	Opponents	29				766	1831	.418	241	727	.332	380	552	.688	429	840	1269	43.8	476	-	458	470	108	303	2153	74.2

Conference Game Statistics (0-18, 10th)

#	Player	GP	GS	Min	Avg	— TOTAL — FG	FGA	Pct	3-POINTERS 3FG	FGA	Pct	FT	FTA	Pct	— REBOUNDS — Off	Def	Tot	Avg	PF	FO	A	TO	Blk	Stl	Pts	Avg
14	Feit,Abby	18	18	653	36.3	87	211	.412	30	86	.349	28	39	.718	21	130	151	8.4	41	2	39	48	23	28	232	12.9
03	Bracy, Lola	16	8	461	28.8	57	167	.341	8	51	.157	29	39	.744	10	41	51	3.2	47	0	37	69	3	14	151	9.4
21	Griffin,A'Niah	14	5	300	21.4	34	96	.354	15	52	.288	21	30	.700	1	34	35	2.5	31	0	5	25	3	6	104	7.4
05	Poland,Jada	18	17	419	23.3	47	127	.370	13	53	.245	13	25	.520	20	42	62	3.4	46	0	23	28	7	6	120	6.7
04	Wallace,Makayla	15	1	283	18.9	28	64	.438	12	26	.462	28	47	.596	6	19	25	1.7	30	1	23	26	1	14	96	6.4
01	Newman,Anna	18	17	498	27.7	44	97	.454	5	26	.192	12	28	.429	8	50	58	3.2	37	0	49	44	2	18	105	5.8
22	Hudson,Jossie	18	14	391	21.7	28	72	.389	4	18	.222	9	25	.360	17	30	47	2.6	44	2	12	22	7	9	69	3.8
15	Caddy,Sydne	14	6	209	14.9	13	50	.260	10	37	.270	0	0	.000	4	7	11	0.8	14	0	7	10	0	8	36	2.6
34	Thomas,Alexis	13	3	110	8.5	10	35	.286	10	35	.286	0	0	.000	2	15	17	1.3	10	0	0	7	0	3	30	2.3
42	Coffman,Kaylan	7	1	61	8.7	6	18	.333	0	2	.000	1	3	.333	1	5	6	0.9	4	0	2	2	5	0	13	1.9
12	Tucker,Sydney	16	0	138	8.6	10	46	.217	6	30	.200	3	3	1.000	6	4	10	0.6	12	0	10	16	1	4	29	1.8
02	Partee,NaTaya	11	0	59	5.4	3	10	.300	0	0	.000	4	6	.667	5	6	11	1.0	10	0	1	10	2	1	10	0.9
32	Casteel,Kayla	5	0	18	3.6	0	4	.000	0	3	.000	0	0	.000	1	2	3	0.6	0	0	0	1	0	0	0	0.0
	Team														31	50	81	4.5	0			8			0	
	Total	18				367	997	.368	113	419	.270	148	245	.604	133	435	568	31.6	326	5	208	316	54	111	995	55.3
	Opponents	18				497	1137	.437	160	472	.339	237	351	.675	260	544	804	44.7	281	-	297	246	75	180	1391	77.3

4 Evansville (36-44).indd 38 11/23/2020 1:45:22 PM

CAREER LEADERS/MEDIA OUTLETS

CAREER LEADERS - TOP 10

POINTS

No. Student-Athlete (Years)	Pts.
1. Sara Dickey (2013-17)	2,099
2. Shelly Brand-Adlard (1981-85)	1,713
3. Shyla Puelston (1997-02)	1,626
4. Rebekah Parker (2004-08)	1,480
5. Barb Dykstra (1982-86)	1,430
6. Amy Lefever (1989-94)	1,362
7. Jamie Gray (2000-04)	1,335
8. Samantha Heck (2009-13)	1,331
9. Christy Greis (1989-93)	1,328
10. Tricia Deffendoll (1991-95)	1,232

REBOUNDS

No. Student-Athlete (Years)	Rebs.
1. Christy Greis (1989-93)	1,286
2. Sasha Robinson (2013-17)	841
3. Shyla Puelston (1997-02)	833
4. Jamie Gray (2000-04)	811
5. Jenny Schulz (1980-84)	752
6. Samantha Heck (2009-13)	745
7. Rebekah Parker (2004-08)	653
8. Shannon Novosel (2005-09)	653
9. Robyn Jennings (2005-09)	605
10. Mallory Ladd (2012-15)	579

ASSISTS

No. Student-Athlete (Years)	Asts.
1. Angie McGrew (1985-89)	594
2. Tricia Deffendoll (1991-95)	470
3. Shelly Brand-Adlard (1981-85)	448
4. Latasha Austin (1998-02)	428
5. Rebekah Parker (2004-08)	409
6. Shinko Ono (1998-02)	389
7. Suzanne Smith (1994-98)	356
8. Barb Dykstra (1982-86)	344
9. Rhonda Smith (1979-83)	312
10. Amy Humphries (1987-91)	311

BLOCKED SHOTS

No. Student-Athlete (Years)	Blks.
1. Christy Greis (1989-93)	241
2. Jenna Hayes (1999-03)	163
3. Shannon Novosel (2005-09)	130
4. Kaylan Coffman (2016-20)	103
5. Samantha Heck (2009-13)	83
6. Jamie Gray (2000-04)	76
7. Chelsea Falkenstein (2008-13)	68
8. Mallory Ladd (2012-15)	68
9. Robyn Jennings (2005-09)	63
10. Kathy Sloan (1985-87)	55

STEALS

No. Student-Athlete (Years)	Stls.
1. Latasha Austin (1998-02)	290
2. Shinko Ono (1998-02)	230
3. Rebekah Parker (2004-08)	197
4. Ashley Austin (2005-09)	185
5. Shyla Puelston (1997-02)	177
6. Shelly Brand-Adlard (1981-85)	164
7. Camary Williams (2015-17)	155
8. Barb Dykstra (1982-86)	148
9. Debbie Roberts-Shultz (1986-88)	145
10. Alissa Kirby (2001-05)	144

ACTIVE CAREER LEADERS

Anna Newman

SCORING
397 - Abby Feit
339 - Anna Newman

FIELD GOAL SHOOTING
.460 (98-213) - Jada Poland
.440 (149-339) - Abby Feit

FIELD GOALS MADE
149 - Abby Feit
115 - Anna Newman

3-POINT SHOOTING
.349 (45-129) - Abby Feit
.326 (43-132) - Kayla Casteel

3-POINTERS MADE
45 - Abby Feit
43 - Kayla Casteel

FREE THROW SHOOTING
.793 (23-29) - Kayla Casteel
.764 (42-55) - Lola Reed

FREE THROWS MADE
86 - Anna Newman
54 - Abby Feit

ASSISTS
158 - Anna Newman
59 - Abby Feit

STEALS
44 - Anna Newman
43 - Abby Feit

BLOCKS
42 - Abby Feit
29 - Jada Poland

REBOUNDS
245 - Abby Feit
145 - Anna Newman

MEDIA OUTLETS

NEWSPAPER

Evansville Courier & Press
Chad Lindskog, Beat Writer
Ryan Reynolds, Editor
300 East Walnut, Evansville, IN 47713
Office Phone: (812) 424-7711

University Crescent
1800 Lincoln Ave., Evansville, IN 47722
Office Phone: (812) 488-2846

Associated Press
P.O. Box 1010, Evansville, IN 47706
Office Phone: (812) 423-8136

RADIO

WREF (97.7 FM The Ref)
Office Phone: (812) 483-6968

TELEVISION

WFIE (NBC)
Bethany Miller, Sports Director
Aaron Hancock, Sports Anchor
P.O. Box 1414, Evansville, IN 47701
Office Phone: (812) 425.3026

WEHT/WTVW (ABC)
Randall Parmley, Sports Director
Blake Sandlin, Sports Anchor
800 Marywood Drive, Henderson, KY 42420
Office Phone: (812) 424.7777

WEVV (CBS/FOX)
John Rawlings, Sports Director
Andrew Garcia, Sports Reporter
477 Carpenter Street, Evansville, IN 47708
Office Phone: (812) 464-4444

4 Evansville (36-44).indd 39 11/23/2020 1:45:23 PM

YEAR-BY-YEAR IN THE VALLEY

Year	Overall	MVC	Finish	Conf. Tourney	Non Conf.	Post Season
1982	18-7	—	—	—	26-6	—
1983	20-5	—	—	—	19-7	—
1984	4-22	1-11	—	—	6-4	—
1985	6-22	5-9	—	—	7-2	—
1986	6-22	3-11	—	—	5-5	—
1987	19-9	8-4	—	—	0-9	—
1988	21-7	8-2	—	—	3-6	—
1989	15-12	8-6	—	0-1	5-4	—
1990	10-17	6-10	—	—	2-6	—
1991	17-12	10-6	—	1-1	3-9	—
1992	12-16	4-8	—	0-1	4-4	—
1993	18-10	9-7	—	1-1	6-4	—
1994	2-25	0-12	—	0-1	7-3	—
1995	4-22	2-16	Ninth	—	8-0	—
1996	3-23	2-16	Tenth	—	5-5	—
1997	3-23	2-16	Tenth	—	6-2	—
1998	6-20	1-17	Tenth	—	5-3	—
1999	19-11	11-7	Fourth	3-0	4-4	0-1 NCAA
2000	23-7	14-4	T-Second	1-1	5-3	0-1 WNIT
2001	13-15	8-10	T-Fifth	1-1	5-3	—
2002	15-15	9-9	T-Fourth	1-1	6-3	—
2003	11-16	5-13	T-Eighth	—	5-4	—
2004	11-16	6-12	Ninth	—	3-6	—
2005	17-11	10-8	Fifth	0-1	5-4	—
2006	16-13	11-7	Fourth	1-1	4-5	—
2007	19-12	11-7	Fourth	1-1	5-5	—
2008	21-12	13-5	T-First	1-1	7-4	1-1 WNIT
2009	15-19	4-14	T-Ninth	4-0	6-5	0-1 NCAA
2010	4-26	1-17	Tenth	0-1	7-3	—
2011	8-22	3-15	Ninth	0-1	5-6	—
2012	5-25	2-16	Tenth	0-1	3-8	—
2013	9-21	7-11	Seventh	0-1	2-9	—
2014	15-16	10-8	Fourth	0-1	5-7	0-1 WBI
2015	13-19	6-12	Seventh	2-1	5-6	—
2016	3-28	1-17	Tenth	1-1	1-10	—
2017	14-17	8-10	Sixth	1-1	5-6	—
2018	3-27	0-18	Tenth	0-1	3-8	—
2019	4-26	2-16	Tenth	0-1	2-9	—
2020	3-26	0-18	Tenth	—	3-8	—
DI	**445-674**	**211-405**		**19-22**	**213-205**	**1-5**
MVC	**277-488**	**149-321**		**17-17**	**120-136**	**1-5**

Matt Ruffing

COACHING RECORDS

By Tenure

Coaches (Seasons)	Years	W	L	Pct.
Lois Patton (7)	1970-76	28	31	.474
Becky Weinenger (3)	1977-79	17	26	.395
Linda Wambach (5)	1980-84	60	59	.504
Bill Barnett (9)	1985-93	124	127	.494
Faith Mimnaugh (3)	1994-96	7	62	.101
Bo Browder (1)	1996	2	8	.200
Kathi Bennett (4)	1997-00	51	61	.455
Tricia Cullop (8)	2001-08	123	110	.528
Misty Murphy (3)	2009-11	27	67	.287
Oties Epps (5)	2012-16	44	106	.293
Matt Ruffing (4)	2016	25	99	.202
Purple Aces Totals (51)	1970-	493	786	.385

Versus the Missouri Valley Conference

Coaches (Seasons)	Years	W	L	Pct.
Faith Mimnaugh (2)	1994-96	3	24	.079
Bo Browder (1)	1996	1	8	.222
Kathi Bennett (4)	1997-00	28	44	.389
Tricia Cullop (8)	2001-08	73	71	.507
Misty Murphy (3)	2009-11	8	46	.148
Oties Epps (5)	2012-16	26	62	.295
Matt Ruffing (4)	2016	10	64	.135
Purple Aces Totals (27)	1994-	149	319	.318

In the Valley Tournament

Coaches (Seasons)	Years	W	L	Pct.
Kathi Bennett (2)	1997-00	4	1	.800
Tricia Cullop (6)	2001-08	5	6	.455
Misty Murphy (3)	2009-11	4	2	.667
Oties Epps (4)	2012-15	2	4	.333
Matt Ruffing (4)	2016	2	4	.333
Purple Aces Totals (19)	1999-	17	17	.500

In the NCAA Tournament

Coaches (Seasons)	Years	W	L	Pct.
Kathi Bennett (1999)	1	0	1	.000
Misty Murphy (2009)	1	0	1	.000
Purple Aces Totals	2	0	2	.000

In the WNIT Tournament

Coaches (Seasons)	Years	W	L	Pct.
Kathi Bennett (2000)	1	0	1	.000
Tricia Cullop (2008)	1	1	1	.500
Purple Aces Totals	2	1	2	.333

In the WBI Tournament

Coaches (Seasons)	Years	W	L	Pct.
Oties Epps (2014)	1	0	1	.000
Purple Aces Totals	1	0	1	.000

4 Evansville (36-44).indd 40 11/23/2020 1:45:23 PM

EVANSVILLE INDIVIDUAL RECORDS

Points:
Game: 37, Sara Dickey at Murray State (12/3/14)
Season: 602, Sara Dickey (2014-15)
Career: 2,099, Sara Dickey (2013-17)

Field Goals Made:
Game : 14, five times by four players
Season: 225, Debbie Roberts-Shultz (1987-88)
Career: 718, Shelly Brand-Adlard (1982-85)

Field Goal Percentage:
Season: .596, Jenna Hayes (127-213), 2000-01
Career: .550, Arlene Peters (213-387), 1986-88

Three-Point Field Goals Made:
Game: 8, Courtney Felke at Morehead St. (11/19/07)
Season: 86, Amy Lefever (1993-94)
Career: 205, Courtney Felke (2004-08)

Free Throws Made:
Game: 14, twice
Latasha Austin at Temple (11/9/01)
Latasha Austin vs. UNI (2/23/02)
Season: 149, Latasha Austin (2001-02)
Career: 407, Rebekah Parker (2004-08)

Free Throw Percentage:
Season: .949, Mallory Ladd (74-78), 2012-13
Career: .864, Mallory Ladd (232-269), 2012-15

Rebounds:
Game: 27, Lana Korff vs. IU-Southeast (1977-78)
Season: 383, Christy Greis (1991-92)
Career: 1,286, Christy Greis (1990-93)

Steals:
Game: 11, Shinko Ono, vs. Eastern Illinois (11/24/98)
Season: 108, Latasha Austin (2001-02)
Career: 290, Latasha Austin (1998-02)

Assists:
Game: 17, Angie McGrew vs. Oral Roberts (1986-87)
Season: 182, Angie McGrew (1987-88)
Career: 594, Angie McGrew (1986-89)

Blocked Shots:
Game: 9, Christy Greis vs. Louisville (1989-90)
Season: 77, Christy Greis (1991-92)
Career: 241, Christy Greis (1990-93)

Sara Dickey (2013-17)

EVANSVILLE TEAM RECORDS

Most Points:
Game: 110, vs. Southern Indiana (1982-83)
Season: 2,296 (2007-08)

Field Goals Made:
Game: 46, vs. Marian (1976-77)
Season: 884 (1987-88)

Field Goal Percentage:
Game: .639, vs. Austin Peay (11/21/19)
Season: .451, 1987-88

Most Three-Point Field Goals:
Game: 17, vs. Drake (3/13/15)
Season: 225 (2014-15 & 2017-18)

3FG Percentage:
Game: .750 (6-8), vs. Wichita State (3/15/15)
Season: .417 (78-187), 1988-89

Free Throws Made:
Game: 34, vs. Marquette (1990-91)
Season: 543 (2006-07)

Free Throw Percentage:
Game: 1.000 (16-16), vs. UNI (3/14/08)
Season: .820 (347-423), 2017-18

Rebounds:
Game: 67, at Creighton (3/5/05)
Season: 1,341 (2008-09)

Assists:
Game: 35, vs. Detroit, 1987-88
Season: 541 (1987-88)

Steals:
Game: 22, at Bradley (1/23/11)
Season: 357 (1999-00)

Blocked Shots:
Game: 12, vs. Louisville (12/21/89)
Season: 123 (2002-03)

Largest Margin of Victory:
78 (82-4), vs. St. Mary of the Woods (1981-82)

Largest Home Crowd:
Game: 4,581 vs. Oakland City (12/6/16)

Most Consecutive Wins:
10 (1982-83, 1999-00, 2007-08)

Rebekah Parker (2004-08)

4 Evansville (36-44).indd 41 11/23/2020 1:45:23 PM

EVANSVILLE ALL-TIME VS. MVC TEAMS

Bradley
(Bradley leads 35-20)

1/19/95	at Evansville	L	65-93
2/18/95	at Bradley	L	55-69
1/20/96	at Bradley	L	59-71
2/17/96	at Evansville	W	61-59
12/29/96	at Bradley	L	53-83
2/27/97	at Evansville	L	61-73
1/17/98	at Bradley	L	69-84
2/15/98	at Evansville	W	79-63
1/7/99	at Evansville	W	72-71
2/4/99	at Bradley	W	80-64
1/8/00	at Evansville	W	89-61
2/3/00	at Bradley (OT)	L	79-75
1/7/01	at Bradley	W	80-52
2/3/01	at Evansville	W	76-51
1/24/02	at Bradley	L	67-77
2/21/02	at Evansville	W	51-48
2/2/03	at Bradley	L	63-86
3/1/03	at Evansville	L	56-71
2/2/04	at Bradley	W	81-65
2/29/04	at Evansville	W	69-66
1/13/05	at Evansville	L	65-68
2/10/05	at Bradley	L	67-81
1/5/06	at Evansville	W	71-57
2/4/06	at Bradley	W	51-49
1/13/07	at Bradley	L	65-67
2/11/07	at Evansville (OT)	L	76-82
1/31/08	at Bradley	W	71-50
3/1/08	at Evansville	W	80-70
1/11/09	at Bradley	L	54-65
2/7/09	at Evansville	L	68-80
3/14/09	$at St. Charles (OT)	W	84-81
1/7/10	at Bradley	L	46-75
2/5/10	at Evansville	L	58-68
1/23/11	at Bradley	L	58-65
2/17/11	at Evansville	L	59-66
3/10/11	$at St. Charles	L	37-64
1/8/12	at Evansville	W	71-59
2/2/12	at Bradley	L	64-82
1/31/13	at Bradley	L	52-78
3/3/13	at Evansville	L	57-73
1/4/14	at Evansville	L	66-77
3/6/14	at Bradley	W	73-55
1/12/15	at Evansville	W	86-46
2/8/15	at Bradley	L	50-56
1/10/16	at Evansville	W	62-46
2/5/16	at Bradley	L	52-66
1/29/17	at Bradley	L	52-56
2/24/17	at Evansville	W	73-71
1/21/18	at Evansville	L	59-117
2/16/18	at Bradley	L	47-92
3/8/18	$at Moline	L	49-77
1/11/19	at Evansville	L	68-75
2/101/9	at Bradley	L	63-81
1/3/20	at Bradley	L	82-51
3/7/20	at Evansville	L	71-53

Drake
(Drake leads 44-14)

1/26/95	at Drake	L	68-110
2/25/95	at Evansville	L	57-95
1/9/96	at Evansville	L	65-89
2/3/96	at Drake	L	80-88
1/16/97	at Drake	L	63-89
2/15/97	at Evansville	L	58-78
1/22/98	at Evansville	L	71-90
2/19/98	at Drake	L	56-83
2/8/99	at Drake	L	61-63
2/17/99	at Evansville	L	62-73
1/22/00	at Evansville	L	74-79
2/19/00	at Drake	W	74-61
1/18/01	at Drake	L	60-73
2/17/01	at Evansville	L	51-67
3/9/01	$at Missouri St.	L	59-64
12/30/01	at Evansville	L	60-67
3/2/02	at Drake	L	63-74
1/16/03	at Drake	L	55-70
2/16/03	at Evansville	W	60-50
1/5/04	at Evansville	W	69-56
3/6/04	at Drake	L	73-86
12/31/04	at Evansville	W	77-66
3/3/05	at Drake	W	68-62
1/19/06	at Evansville	W	68-61
2/17/06	at Drake	L	51-53
1/18/07	at Evansville (OT)	W	67-62
2/18/07	at Drake	W	57-55
3/10/07	$at Drake	L	58-61
1/20/08	at Evansville	W	62-57
2/14/08	at Drake (OT)	W	69-66
3/15/08	$at St. Charles	L	41-46
1/15/09	at Drake	L	61-62
2/14/09	at Drake	L	47-69
1/16/10	at Evansville	L	53-67
2/11/10	at Drake	L	48-69
3/11/10	$at St. Charles	L	62-73
1/9/11	at Evansville (OT)	L	62-69
2/3/11	at Drake	L	55-63
1/14/12	at Drake	L	53-67
2/12/12	at Evansville	L	51-55
3/18/12	$at St. Charles	L	48-52
1/3/13	at Evansville	W	68-62
3/9/13	at Drake	W	70-59
1/12/14	at Drake	W	71-67
2/6/14	at Evansville	L	57-72
3/14/14	$at St. Charles	L	61-71
1/25/15	at Evansville	L	62-79
2/20/15	at Drake	L	69-78
3/13/15	$at St. Charles (OT)	W	84-79
1/3/16	at Drake	L	52-94
3/3/16	at Evansville	L	66-86
3/11/16	$at Moline	L	53-89
1/6/17	at Drake	L	65-82
2/5/17	at Evansville	L	48-73
1/14/18	at Drake	L	66-107
2/9/18	at Evansville	L	50-101
1/27/19	at Evansville	L	47-78
2/22/19	at Drake	L	39-66
1/19/20	at Drake	L	108-44
2/13/20	at Evansville	L	66-51

Illinois State
(Illinois State leads 36-19)

1/14/95	at Illinois State	L	58-83
1/9/95	at Evansville	L	74-84
1/27/96	at Evansville	L	65-67
2/26/96	at Illinois State	L	80-95
1/3/97	at Evansville	L	45-68
1/30/97	at Illinois State	L	64-71
1/4/98	at Evansville	L	66-71
1/29/98	at Illinois State	L	60-73
1/2/99	at Illinois State	W	74-66
1/28/99	at Evansville	W	88-60
12/31/99	at Illinois State	W	73-45
2/24/00	at Evansville	W	93-54
1/25/01	at Evansville	L	60-61
2/20/01	at Illinois State	L	52-60
1/17/02	at Evansville	W	70-57
2/15/02	at Illinois St. (OT)	W	77-71
1/25/03	at Evansville (OT)	L	73-75
2/20/03	at Illinois State	W	70-63
1/16/04	at Illinois State	L	64-91
2/12/04	at Evansville	L	80-84
1/27/05	at Illinois State	W	77-63
2/25/05	at Evansville (OT)	W	87-78
1/1/06	at Illinois State	W	78-62
3/1/06	at Evansville	L	66-79
1/6/07	at Evansville	L	81-89
2/2/07	at Illinois State	W	70-65
1/3/08	at Evansville	L	67-75
3/8/08	at Illinois State	L	72-87
1/22/09	at Illinois State	L	62-75
2/21/09	at Evansville	L	54-67
3/13/09	$at St. Charles	W	73-60
1/23/10	at Illinois State	L	46-75
2/18/10	at Evansville	L	50-67
1/29/11	at Evansville	L	50-61
2/24/11	at Illinois State	L	39-49
1/1/12	at Illinois State	L	49-62
3/1/12	at Evansville	L	59-62
1/17/13	at Illinois State	W	71-57
2/16/13	at Evansville	L	46-64
1/19/14	at Evansville	L	54-78
2/14/14	at Illinois State	W	75-62
1/16/15	at Illinois State	W	62-50
2/15/15	at Evansville	W	69-52
3/12/15	$at St. Charles	W	55-51
1/29/16	at Evansville	L	57-64
2/28/16	at Illinois State	L	59-65
3/10/16	$at Moline	Wot	61-59
1/27/17	at Illinois State	L	58-71
2/26/17	at Evansville	W	60-56
1/19/18	at Evansville	L	43-67
2/18/18	at Illinois State	L	44-70
1/13/19	at Evansville	L	61-72
2/8/19	at Illinois State	L	59-82
1/5/20	at Illinois State	L	81-58
3/5/20	at Evansville	L	68-51

Indiana State
(Indiana State leads 40-18)

1/10/75	at Indiana State	L	41-75
1/28/76	at Evansville	L	50-71
1977	Unknown	L	45-67
12/10/83	at Indiana State	L	47-87
12/30/91	at Indiana St. (OT)	L	80-81
12/1/92	at Evansville	W	63-62
12/28/93	at Indiana State	L	77-78
1/12/95	at Indiana State	L	61-78
2/11/95	at Evansville	L	72-102
1/23/96	at Evansville	W	96-83
2/22/96	at Indiana State	L	76-82
1/5/97	at Evansville	L	59-67
2/1/97	at Indiana State	L	47-65
1/6/98	at Indiana State	L	59-65
1/31/98	at Evansville	L	61-70
1/4/99	at Indiana State	W	64-60
1/30/99	at Evansville	W	75-62
1/3/00	at Evansville	W	72-65
3/1/00	at Indiana State	W	68-55
1/27/01	at Evansville	W	62-53
2/24/01	at Indiana State	W	87-83
1/21/02	at Evansville	W	79-67
2/18/02	at Indiana State	L	60-84
1/22/03	at Evansville	L	70-87
2/22/03	at Indiana State	L	70-87
1/18/04	at Indiana State	L	51-82
2/15/04	at Evansville	L	81-89
1/29/05	at Indiana State	L	56-72
2/23/05	at Evansville	L	69-82
12/30/05	at Evansville	L	69-79
3/4/06	at Indiana State	L	56-86
3/11/06	$at Missouri St.	L	65-81
1/4/07	at Evansville (OT)	W	98-91
2/4/07	at Indiana State	W	63-61
1/5/08	at Evansville	W	84-59
3/6/08	at Indiana State	L	61-66
1/24/09	at Indiana State	L	59-66
2/19/09	at Evansville	W	65-58
1/21/10	at Indiana State	L	31-55
2/20/10	at Evansville	L	50-71
1/27/11	at Evansville	L	67-75
2/27/11	at Indiana State	L	50-64
12/30/11	at Indiana State	L	54-73
3/3/12	at Evansville	L	47-58
1/19/13	at Indiana State	W	55-54
2/14/13	at Evansville	L	48-55
1/16/14	at Evansville	L	46-67
2/16/14	at Indiana State	W	63-56
2/1/15	at Indiana State	L	52-67
2/27/15	at Evansville	L	53-71
1/31/16	at Evansville	L	44-59
2/26/16	at Indiana State	L	45-57
12/30/16	at Evansville	W	57-41
3/4/17	at Indiana State	W	52-44
1/5/18	at Indiana State	L	48-56
2/2/18	at Evansville	L	57-66
2/1/19	at Evansville	L	69-76
3/1/19	at Indiana State	W	59-56
1/31/20	at Indiana State	L	68-58
2/28/20	at Evansville	L	70-58

Loyola
(Loyola leads 27-12)

2/19/83	at Evansville	L	67-68
1/28/84	at Loyola	L	76-93
2/25/84	at Evansville	L	67-80
2/10/85	at Evansville	W	63-62
3/10/85	at Loyola	L	61-74
2/9/86	at Loyola	L	70-75
3/8/86	at Evansville	L	73-84
1/26/87	at Evansville	W	83-73
2/23/87	at Loyola	L	63-78
1/30/88	at Loyola	L	55-74
2/27/88	at Evansville	W	62-88
1/28/89	at Evansville	L	67-68
2/25/89	at Loyola	L	70-75
1/27/90	at Loyola	L	50-70
2/24/90	at Evansville	L	64-82
1/26/91	at Evansville	W	88-72
2/23/91	at Loyola	W	72-60
3/3/91	at Evansville	W	61-56
1/2/92	at Loyola	L	54-64
3/5/92	at Evansville	L	54-67
12/12/92	at Loyola	L	63-74
2/4/93	at Evansville	W	54-36
1/22/94	at Loyola	L	72-81
2/10/94	at Evansville	L	59-83
1/12/14	at Evansville	W	75-57
3/8/14	at Loyola	W	77-63
1/8/15	at Evansville	W	63-38
2/6/15	at Loyola	L	58-70
1/8/16	at Evansville	L	49-63
2/7/16	at Loyola	L	54-67
1/1/17	at Evansville	W	67-36
3/2/17	at Loyola	W	81-50
1/28/18	at Loyola	L	63-82
2/23/18	at Evansville	L	47-60
1/18/19	at Loyola	L	56-61
2/17/19	at Evansville	L	51-71
3/14/19	$at Moline	L	80-90
1/10/20	at Evansville	L	71-61
2/8/20	at Loyola	L	77-47

Missouri State
(Missouri St. leads 43-14)

12/4/87	at Evansville	W	87-54
1/4/95	at Evansville	L	64-85
3/2/95	at Missouri State	L	58-84
1/2/96	at Missouri State	L	48-107
2/29/96	at Evansville	L	54-79
1/24/97	at Evansville	L	41-61
2/20/97	at Missouri State	L	49-70
12/31/97	at Missouri State	L	59-89
2/28/98	at Evansville	L	60-73
12/29/98	at Evansville	L	72-75
2/25/99	at Missouri State	L	67-77
3/5/99	$at Drake	W	59-55
1/15/00	at Missouri State	L	61-72
2/11/00	at Evansville	W	68-55
3/10/00	$at Missouri St.	L	75-88
1/13/01	at Evansville	L	67-90
2/11/01	at Missouri State	L	65-91
1/14/02	at Missouri State	L	54-66
2/8/02	at Evansville	L	63-73
1/5/03	at Evansville	W	60-53
3/8/03	at Missouri State	L	53-107
1/26/04	at Evansville	L	59-77
2/19/04	at Missouri State	L	47-84
1/6/05	at Missouri State	L	71-77
2/3/05	at Evansville	W	63-61
1/14/06	at Missouri St. (2OT)	L	59-67
2/12/06	at Evansville	W	71-53
1/1/07	at Evansville	W	82-72
3/3/07	at Missouri State	W	57-55
1/10/08	at Missouri State	L	65-76
2/10/08	at Evansville	W	82-74
1/29/09	at Evansville	L	63-76
2/27/09	at Missouri State	L	67-80
1/30/10	at Evansville	L	57-86
2/28/10	at Missouri State	L	60-83
1/2/11	at Missouri State	L	54-74
3/3/11	at Evansville	L	60-80
1/21/12	at Evansville	L	49-74
2/17/12	at Missouri State	L	62-76
1/25/13	at Evansville	W	77-53
2/23/13	at Missouri State	L	63-66
1/31/14	at Missouri State	L	70-87
3/1/14	at Evansville	W	65-72
1/2/15	at Missouri State	W	65-56
3/7/15	at Evansville	L	71-86
3/14/15	$at St. Charles	L	66-75
1/22/16	at Missouri State	L	77-77
2/21/16	at Evansville	L	47-66
1/13/17	at Evansville	L	41-77
2/12/17	at Missouri State	L	43-68
3/10/17	$at Moline	W	65-59
12/31/17	at Evansville	L	65-95
3/1/18	at Missouri State	L	51-97
1/6/19	at Missouri State	L	66-88
3/7/19	at Evansville	L	46-88
1/26/20	at Evansville	L	81-55
2/21/20	at Missouri State	L	76-62

Northern Iowa
(UNI leads 38-19)

1/21/95	at Evansville	W	69-59
2/16/95	at UNI	W	68-62
1/18/96	at UNI	L	60-78
2/15/96	at Evansville (OT)	L	77-79
12/31/96	at UNI	L	64-76
3/1/97	at Evansville	L	58-61
1/19/98	at UNI	L	69-80
2/13/98	at Evansville	L	60-63
2/6/99	at UNI	L	54-58
2/11/99	at Evansville	W	60-57
1/10/00	at Evanville	W	75-63
2/5/00	at UNI	W	58-52
1/4/01	at UNI	L	68-72
2/1/01	at Evansville	W	80-55
1/26/02	at UNI (OT)	W	73-69
2/23/02	at Evansville	W	86-75
3/7/02	$at Missouri St.	W	70-68
1/31/03	at UNI	L	55-74
2/27/03	at Evansville	L	66-72
1/31/04	at UNI	L	52-68
2/27/04	at Evansville	W	76-67
1/16/05	at Evansville	W	64-61
2/12/05	at UNI	L	44-47
3/10/05	$at Illinois State	L	47-58
1/7/06	at Evansville	W	79-65
2/2/06	at UNI	L	47-53
1/11/07	at UNI	W	56-54
2/8/07	at Evansville	W	75-49
3/9/07	$at Drake	W	58-57
2/2/08	at UNI	W	57-52
2/28/08	at Evansville	W	57-55
3/14/08	$at St. Charles	W	79-56
1/9/09	at UNI	L	43-62
2/5/09	at Evansville	L	52-71
1/9/10	at UNI	L	37-69
2/7/10	at Evansville	L	33-69
1/21/11	at UNI	L	51-61
2/19/11	at Evansville	L	53-58
1/5/12	at Evansville	L	64-75
2/4/12	at UNI	L	57-70
2/2/13	at UNI	L	56-64
3/1/13	at Evansville	L	57-70
1/10/14	at UNI	L	56-64
2/8/14	at Evansville	W	59-50
1/23/15	at Evansville	L	44-58
2/22/15	at UNI	L	44-89
1/1/16	at UNI	L	51-62
3/5/16	at Evansville	L	48-61
1/8/17	at UNI	L	40-54
2/3/17	at Evansville	L	36-62
3/11/17	$at Moline	L	58-82
1/12/18	at UNI	L	41-65
2/11/18	at Evansville	L	60-85
1/25/19	at Evansville	L	46-74
2/24/19	at UNI	L	46-95
1/17/20	at UNI	L	76-60
2/15/20	at Evansville	L	67-49

Southern Illinois
(So. Illinois leads 34-28)

11/20/84	Neutral Site	L	44-59
11/27/84	at So. Illinois	L	58-83
2/12/86	at Evansville	L	46-71
12/2/89	at So. Illinois	L	48-70
12/5/90	at Evansville	L	64-70
12/14/91	at So. Illinois	W	85-80
12/30/93	at Evansville	L	68-86
1/9/95	at Evansville	L	57-83
2/6/95	at So. Illinois	L	60-89
1/13/96	at So. Illinois	L	59-66
2/10/96	at Evansville	L	52-72
1/11/97	at So. Illinois	W	63-59
2/8/97	at Evansville	L	63-70
1/12/98	at Evansville	L	68-72
2/4/98	at So. Illinois	L	52-73
1/16/99	at Evansville	W	73-53
2/13/99	at So. Illinois	W	57-53
1/29/00	at So. Illinois	W	60-58
2/26/00	at Evansville	W	74-39
3/9/00	$at Missouri St.	W	76-56
12/30/00	at Evansville	W	78-60
3/3/01	at So. Illinois	L	77-82
1/5/02	at So. Illinois	W	87-49
1/30/02	at Evansville	W	80-63
1/11/03	at Evansville	W	95-85
2/10/03	at So. Illinois	L	80-84
1/10/04	at So. Illinois	L	62-65
2/7/04	at Evansville	W	63-57
1/22/05	at So. Illinois	W	54-53
2/19/05	at Evansville	W	67-55
1/28/06	at Evansville	W	73-53
2/26/06	at So. Illinois (OT)	W	66-63
1/27/07	at Evansville	L	55-69
2/23/07	at So. Illinois	L	60-63
1/26/08	at Evansville	W	77-67
2/22/08	at So. Illinois	W	71-61
1/2/09	at Evansville	W	70-65
3/7/09	at So. Illinois	L	59-65
3/12/09	$at St. Charles	W	58-53
1/2/10	at So. Illinois	L	68-79
3/4/10	at Evansville	L	63-64
1/15/11	at Evansville	W	79-45
2/12/11	at So. Illinois	W	59-45
1/29/12	at Evansville	L	60-74
2/26/12	at So. Illinois	L	46-72
1/31/13	at Evansville	W	71-65
2/9/13	at So. Illinois	W	52-41
3/14/13	$at St. Charles (OT)	L	74-83
1/26/13	at So. Illinois	L	57-66
2/23/14	at Evansville	W	67-31
1/18/15	at So. Illinois	W	63-58
2/13/15	at Evansville	L	53-62
1/16/16	at So. Illinois	L	56-74
2/14/16	at Evansville	L	63-66
1/22/17	at Evansville	W	63-60
2/17/17	at So. Illinois	W	74-61
12/29/17	at Evansville	L	62-74
3/3/18	at So. Illinois	L	41-66
1/4/19	at So. Illinois	L	47-67
3/9/19	at Evansville	L	60-80
1/24/20	at Evansville	L	70-57
2/23/20	at So. Illinois	L	99-60

Valparaiso
(Valpo leads 10-8)

12/4/81	at Evansville	W	98-57
1/21/83	at Valparaiso	W	84-69
2/13/88	at Valparaiso	W	85-75
12/8/89	at Valparaiso	L	85-67
1/5/91	at Evansville	W	88-84
11/22/91	at Evansville	L	81-65
12/9/95	at Valparaiso	L	83-69
12/8/96	at Evansville	L	68-63
12/21/97	at Valparaiso	L	74-64
12/12/98	at Evansville	W	71-51
12/3/10	at Evansville	W	69-67
11/30/16	at Valparaiso	W	70-65
1/26/18	at Valparaiso	L	59-101
3/25/18	at Evansville	L	54-67
1/20/19	at Valparaiso	L	49-93
2/15/19	at Evansville	W	77-65
1/12/20	at Evansville	L	88-66
2/6/20	at Valparaiso	L	72-54

$MVC Tournament game

4 Evansville (36-44).indd 42 11/23/2020 1:45:24 PM

EVANSVILLE YEAR-BY-YEAR RESULTS

1981-82 (18-7)
Coach: Linda Wambach

Danville	W	101-50
Valparaiso	W	98-57
Oakland City	L	71-72
Franklin	W	72-63
Wabash Valley	W	60-58
Vincennes	L	65-76
Murray State	L	53-101
IUPUI (OT)	W	70-68
Kentucky Wesleyan	W	72-69
St. Joseph's	W	62-52
Lincoln Trail	W	77-42
Indiana Central	W	66-60
UMSL	W	69-59
Ind. St.-Ev.	W	73-69
St. Mary-of-the-Woods	W	82-4
Butler	L	50-63
Oakland City	W	86-51
IU-Southeast	W	79-61
DePauw	W	66-44
Ind. St.-Ev.	W	81-76
Anderson	W	69-63
SEMO	L	65-101
Hanover	W	100-47
%Indiana Central	L	66-71
#Eastern Illinois	L	62-74

%St. Tournament; #AIAW Regional

1982-83 (20-5)
Coach: Linda Wambach

Austin Peay	W	62-55
SEMO	W	63-58
at Franklin	W	66-50
at Oakland City	W	84-75
Vincennes	W	81-67
UMSL	W	89-80
IUPUI	W	83-65
at Indianaplis	L	64-66
at Kentucky Wesleyan	L	66-70
UW-Milwaukee	L	60-80
Wright State	W	75-71
Murray State (OT)	W	105-101
Valparaiso	W	84-69
at St. Joseph's (OT)	W	82-72
Southern Indiana	W	73-55
Butler (OT)	W	83-81
at Vincennes	W	72-62
at IU-Southeast	W	71-49
DePauw	W	75-57
Oakland City	W	83-59
Xavier	L	68-75
Marion	W	69-57
Loyola	L	67-68
at Southern Indiana	W	110-92
Saint Louis	W	75-58

1983-84 (4-22; 1-11 NSC)
Coach: Linda Wambach

Eastern Illinois	L	56-102
at Western Kentucky	L	36-86
at Eastern Kentucky	L	66-82
vs. Toledo	L	65-79
vs. Iowa	L	64-76
at Indiana State	L	47-87
Ind. St.-Ev.	W	80-71
at Austin Peay	L	59-73
Murray State	W	73-71
DePaul	L	68-80
at Detroit	L	77-88
at Xavier	W	70-66
Cincinnati	L	83-103
Detroit	L	62-70
at Notre Dame	L	56-77
at Loyola	L	76-93
at Butler	L	63-64
SIUE (OT)	W	80-78
at SEMO	L	64-87
Xavier	L	66-77
at Saint Louis (OT)	L	72-78
Dayton	L	67-94
Loyola	L	67-80
at DePaul	L	72-81
at Illinois	L	48-64
Notre Dame	L	68-80

1984-85 (6-22; 5-9 NSC)
Coach: Bill Barnett

at Western Kentucky	L	57-82
at Southern Illinois	L	44-59
Murray State	L	40-69
at Southern Illinois	L	58-83
at Purdue	L	63-82
at Ball State	L	58-62
at Ind. St.-Ev.	L	43-60
Middle Tennessee	L	68-91
Austin Peay	L	64-75
at Eastern Illinois	L	58-80
Eastern Kentucky	L	70-71
at Missouri	L	46-109
Xavier	W	77-72
at Butler	W	76-53
UIC	W	74-56
Dayton	L	60-63
at Notre Dame	L	53-74
at Detroit	L	53-63
DePaul	L	60-70
Loyola	W	63-62
Butler	W	70-53
at Xavier	W	72-58
at Dayton	L	56-80
at Miami (Fla.)	L	60-61
Detroit	L	55-62
Notre Dame	L	70-72
at DePaul	L	60-71
at Loyola	L	61-78

1985-86 (6-22; 3-11 NSC)
Coach: Bill Barnett

Tennessee-Martin	W	77-76
at Austin Peay	L	74-91
at Murray State	L	60-66
Saint Louis	W	82-50
Southern Indiana	L	64-67
at Middle Tennessee State	L	71-106
Murray State	W	66-65
Western Kentucky	L	66-96
at UNC-Charlotte	L	51-60
at VCU	L	49-77
at UIC	L	69-71
at Cincinnati	L	54-98
Butler	W	94-53
at Xavier	L	68-69
at Dayton	L	51-78
at UT-Martin	L	71-81
Detroit	L	69-83
Notre Dame	L	55-76
DePaul	L	62-84
at Loyola	L	70-75
Southern Illinois	L	46-71
at Butler	W	69-49
Xavier	W	80-67
Dayton	L	50-72
at Notre Dame	L	57-73
Detroit	L	72-86
DePaul	L	50-76
Loyola	L	73-84

1986-87 (19-9; 8-4 MCC)
Coach: Bill Barnett

at UM-Saint Louis	W	79-71
Vanderbilt	L	62-68
at Bowling Green State	L	78-88
at Akron	W	64-62
Kentucky Wesleyan	W	74-61
Arkansas State	W	70-59
Morehead State	W	85-71
Tennessee State	W	67-63
at Murray State	L	65-79
Marquette	W	78-67
at Southern Indiana	W	93-91
Louisville	L	65-69
at Xavier	W	71-67
at Butler	W	76-72
Detroit	W	74-66
Loyola	W	83-73
at Arkansas State	L	77-84
Saint Louis	W	55-36
at UIC	W	84-76
at Oral Roberts	L	80-97
at Tulsa	W	57-56
Xavier	L	64-65
Butler	W	69-62
Southern Indiana	W	74-58
at Detroit	L	64-83
at Loyola	L	63-78
Oral Roberts	W	92-80
at Saint Louis	W	74-41

1987-88 (21-7; 8-2 MCC)
Coach: Bill Barnett

at Kentucky Wesleyan	W	70-66
at Western Kentucky	L	56-86
vs. Arizona	W	75-70
Missouri State	W	87-54
UM-Saint Louis	W	100-62
at Austin Peay	L	106-107
at Louisville	L	80-83
Southern Indiana	W	80-69
UIC	W	93-38
Murray State	W	65-60
at Wright State	L	57-61
at Chicago State	W	76-47
at Marquette	W	77-67
Akron	W	73-60
at Southern Indiana	W	75-70
Butler	W	91-71
Xavier	W	72-57
at Loyola	L	55-74
at Detroit	W	96-65
at Saint Louis	W	84-62
at Vanderbilt	L	62-73
at Valparaiso	W	85-75
Austin Peay	W	78-52
at Butler	L	75-84
at Xavier	W	68-53
Loyola	W	88-62
Detroit	W	96-61
Saint Louis	W	59-54

1988-89 (15-12; 8-6 MCC)
Coach: Bill Barnett

vs. Montevallo	W	75-62
at Murray State	L	68-93
at Washington State	L	66-82
vs. Sam Houston	L	60-70
vs. Eastern Michigan	W	74-70
at Western Illinois	W	61-56
UIC	W	68-61
Chicago State	W	75-63
Louisville	W	68-65
Wright State	W	57-49
at UMKC	L	48-63
Notre Dame	L	65-75
Butler	W	57-55
at Xavier	L	52-69
at Dayton	W	63-62
Detroit	W	57-55
Loyola	L	67-68
Vanderbilt	L	52-74
Saint Louis	W	56-45
at Notre Dame	L	55-71
at Butler	W	67-49
Xavier	W	66-49
Dayton	L	52-54
at Detroit	W	78-64
at Loyola	L	70-75
at Saint Louis	W	70-45
^vs. Notre Dame	L	66-75

^MCC Tournament

1989-90 (10-17; 6-10 MCC)
Coach: Bill Barnett

vs. Missouri	L	61-99
vs. Kentucky State	W	84-68
UMKC	W	59-47
at Vanderbilt	L	66-111
at Southern Illinois	L	48-70
at Valparaiso	L	67-85
at UIC	L	55-60
Murray State	L	44-68
at Louisville	L	41-65
Chicago State	W	82-57
at Wright State	W	76-75
at Detroit	L	66-86
at Butler	L	53-71
Xavier	W	75-61
Dayton	W	60-51
at Loyola	L	50-70
at Notre Dame	L	45-79
Notre Dame	L	58-70
at Saint Louis	W	90-71
Detroit	L	86-88
Butler	L	62-79
at Xavier (OT)	L	79-81
at Dayton	W	65-60
Marquette	W	78-73
Loyola	L	64-82
at Marquette	L	57-60
Saint Louis	W	65-60

1990-91 (17-12; 10-6 MCC)
Coach: Bill Barnett

at Murray State	W	80-72
at Notre Dame	L	65-83
at UMKC	L	56-73
vs. Austin Peay	W	81-65
Southern Illinois	L	64-70
vs. Army	W	67-61
at Ball State	L	70-77
at Vanderbilt	L	64-80
Wright State	W	64-61
Louisville	L	64-71
Valparaiso	W	88-84
Butler	L	72-75
Detroit	L	75-77
at Xavier	L	63-87
at Dayton	W	86-74
Marquette	W	96-77
Loyola	W	88-72
Saint Louis	W	108-69
Notre Dame	L	56-73
at Detroit	W	67-60
at Butler	L	73-87
Xavier	W	75-74
Dayton	W	89-80
at Marquette	W	83-68
at Loyola	W	72-60
Chicago State	W	79-72
at Saint Louis	W	97-70
^vs. Loyola	W	61-56
^vs. Butler	L	67-79

^MCC Tournament

1991-92 (12-16; 4-8 MCC)
Coach: Bill Barnett

Valparaiso	L	81-65
Murray State	W	75-72
SEMO	W	65-63
Washington State	L	75-76
vs. West Virginia	L	45-77
vs. UIC	W	70-59
at Louisville	L	67-71
at Southern Illinois	W	85-80
UMKC	W	86-70
at Indiana State	L	80-81
at Loyola	L	54-64
at Wright State	L	78-84
at Butler	W	64-63
at Detroit Mercy	W	75-74
UW-Milwaukee	W	72-60
at Saint Louis	W	78-55
Dayton	L	62-81
Xavier	W	89-76
Detroit Mercy	L	51-70
Butler	L	67-76
at Notre Dame	L	62-78
at NE Illinois	L	67-77
Chicago State	W	77-50
Notre Dame	L	65-79
at Dayton	W	84-57
at Xavier	L	63-79
Loyola	L	54-67
^vs. Detroit Mercy	L	71-91

^MCC Tournament

1992-93 (18-10; 9-7 MCC)
Coach: Bill Barnett

Indiana State	W	63-62
vs. Appalachian State	W	79-70
vs. Liberty	W	74-66
at Eastern Illinois	W	67-57
at Loyola	L	63-74
Saint Louis	W	62-42
Northeastern Illinois	W	76-59
at Indiana	L	54-70
at Chicago State	W	81-63
at Murray State	L	55-57
Duquesne	W	74-59
LaSalle	W	70-53
Butler	L	62-64
at Detroit Mercy	W	79-69
at Dayton	W	67-65
at Xavier	W	76-71
Notre Dame	W	73-69
Louisville	W	81-71
Loyola	W	54-36
Detroit Mercy	W	62-42
at LaSalle	L	54-70
at Duquesne	L	65-66
at Butler	L	57-70
Dayton	W	59-55
Xavier	L	69-79
at Notre Dame	L	62-74
^vs. LaSalle	W	71-68
^vs. Butler	L	51-79

^MCC Tournament

1993-94 (2-25; 0-12 MCC)
Coach: Faith Mimnaugh

vs. Pepperdine	L	63-84
vs. Princeton	W	69-65
Murray State (OT)	L	94-96
at UW-Milwaukee	L	74-81
Wright State	L	71-75
at Saint Louis	L	81-95
Eastern Illinois	W	91-89
at Cleveland State	L	71-87
at Indiana State	L	77-78
Southern Illinois	L	68-86
at SEMO	L	61-88
at UMKC	L	72-88
at Vanderbilt	L	64-121
Xavier	L	69-88
Detroit Mercy	L	63-94
at Notre Dame	L	48-93
at Loyola	L	72-81
at La Salle	L	66-85
at Western Kentucky	L	42-90
Butler	L	60-109
Loyola	L	69-83
Notre Dame	L	62-89
at Detroit Mercy	L	67-97
at Xavier	L	79-104
La Salle	L	73-90
Butler	L	78-85
^vs. Xavier	L	65-68

^ MCC Tournament

1994-95 (4-22; 2-16 MVC)
Coach: Faith Mimnaugh

at Missouri	L	67-76
at Indiana	L	49-97
vs. Eastern Michigan	L	66-72
vs. UNC-Wilmington	W	66-50
at Louisville	L	41-84
Austin Peay	L	71-80
at Eastern Illinois	L	50-64
Cleveland State	W	78-67
*Wichita State	L	80-85
*Missouri State	L	64-85
*Southern Illinois	L	57-83
*at Indiana State	L	61-78
*at Illinois State	L	58-83
*Bradley	L	65-93
*UNI	W	69-59
*at Creighton	L	58-90
*at Drake	L	68-110
*at Southern Illinois	L	60-89
*Illinois State	L	74-84
*Indiana State	L	72-102
*at UNI	W	68-62
*at Bradley	L	55-69
*Creighton	L	68-83
*Drake	L	57-95
*at Missouri State	L	58-84
*at Wichita State	L	86-90

*MVC game

1995-96 (3-23; 2-16 MVC)
Coach: Faith Mimnaugh (1-15)
Interim Coach: Bo Browder (2-8)

at Austin Peay	L	65-94
at Mississippi	L	53-86
vs. Northern Illinois	L	68-80
at Valparaiso	L	69-83
Toledo	L	58-75
Indiana	L	59-85
Eastern Illinois	L	68-86
*at Missouri State	L	48-107
*at Wichita State	L	59-86
*Creighton	L	82-85
*Drake	L	65-89
*at Southern Illinois	L	59-66
*at UNI	L	60-78
*at Bradley	L	59-71
*Indiana State	W	96-83
*Illinois State	L	65-67
*at Creighton	L	77-102
*at Drake	L	80-88
Saint Louis	W	72-60
*Southern Illinois	L	52-72
*UNI (OT)	L	77-79
*Bradley	W	61-59
*at Indiana State	L	76-82
*at Illinois State	L	80-95
*Missouri State	L	54-79
*Wichita State	L	67-73

*MVC game

1996-97 (3-23; 2-16 MVC)
Coach: Kathi Bennett

at Arizona	L	50-78
at Arizona State	L	64-74
at Indiana	L	51-82
at Ball State	W	82-59
at Toledo	L	68-95
Valparaiso	L	63-68
at Saint Louis	L	44-57
at Eastern Illinois	L	50-56
*at Bradley	L	53-83
*at UNI	L	64-76
*Illinois State	L	45-68
*Indiana State	L	59-67
*at Southern Illinois	W	63-59
*at Drake	L	63-89
*at Creighton	L	63-82
*Missouri State	L	41-61
*Wichita State	W	76-71
*at Illinois State	L	64-71
*at Indiana State	L	47-65
*Southern Illinois	L	63-70
*Drake	L	58-78
*Creighton (OT)	L	78-84
*at Missouri State	L	49-70
*at Wichita State	L	56-80
*Bradley	L	61-73
*UNI	L	58-61

*MVC game

1997-98 (6-20; 1-17 MVC)
Coach: Kathi Bennett

at Eastern Illinois	W	58-44
Ball State	W	68-59
at Murray State	W	62-45
UT-Martin	W	80-70
at Belmont	W	77-68
Indiana	L	63-79
Saint Louis	L	65-71
at Valparaiso	L	64-74
*at Wichita State	L	58-60
*at Missouri State	L	59-89
*Illinois State	L	66-71
*at Indiana State	L	59-65
*Southern Illinois	L	68-72
*at Bradley	L	69-84
*at UNI	L	69-80
*Drake	L	71-90
*Creighton (OT)	L	77-79
*at Illinois State	L	60-73
*Indiana State	L	61-70
*at Southern Illinois	L	52-73
*UNI	L	60-63
*Bradley	W	79-63
*at Drake	L	56-83
*at Creighton	L	64-81
*Wichita State	L	77-88
*Missouri State	L	60-73

*MVC game

1998-99 (19-11; 11-7 MVC)
Coach: Kathi Bennett

at Tennessee-Martin	L	71-77
Murray State	W	69-57
Belmont	W	92-59
Eastern Illinois	W	88-62
at Indiana	L	73-77
Valparaiso	W	71-51
at UIC	W	68-44
at Saint Louis	L	63-80
*Missouri State	L	72-75
*at Illinois State	W	74-66
*at Indiana State	W	64-60
*Bradley	W	72-71
*Wichita State	W	71-58
*Southern Illinois	W	73-53
*at Creighton	W	75-54
*Illinois State	W	88-60
*Indiana State	W	75-62
*at Bradley	W	80-64
*at UNI	L	54-58
*at Drake	L	61-63
*UNI	W	60-57
*at Southern Illinois	W	57-53
*Drake	L	62-73
*Creighton	L	57-62
*at Missouri State	L	67-77
*at Wichita State	L	72-82
^vs. Wichita State	W	64-43
^vs. Missouri State	W	59-55
^vs. Creighton (OT)	W	75-72
#at Louisiana State	L	69-78

*MVC game; ^MVC Tournament; #NCAA Tournament

1999-00 (23-7; 14-4 MVC)
Coach: Kathi Bennett

at Ohio	W	93-63
UW-Green Bay	W	72-50
vs. Western Kentucky	L	46-49
vs. Centenary	W	97-28
at Murray State	W	72-58
Tennessee-Martin	W	86-65
vs. New Mexico State	W	63-39
vs. St. Bonaventure	W	77-45
at Northern Illinois	W	79-58
*at Illinois State	W	73-45
*Indiana State	W	72-65
*Bradley	W	89-61
*UNI	W	75-63
*at Missouri State	L	61-72
*at Wichita State	L	59-62
*Creighton	W	80-71
*Drake	L	74-79
*at Southern Illinois	W	60-58
*at Bradley (OT)	L	75-79
*at UNI	W	58-52
*Missouri State	W	68-55
*Wichita State	W	68-65
*at Creighton	W	69-62
*at Drake	W	74-61
*Illinois State	W	93-54
*Southern Illinois	W	74-39
*at Indiana State	W	68-55
^vs. Southern Illinois	W	76-56
^at Missouri State	L	75-88
#at Missouri (OT)	L	81-84

*MVC game; ^MVC Tournament; #WNIT

2000-01 (13-15; 8-10 MVC)
Coach: Tricia Cullop

at Butler	W	69-54
Ohio	W	84-73
at Western Kentucky	L	64-68
Tennessee Tech	L	66-67
at Wisconsin	L	71-86
at UW-Green Bay	L	59-67
UIC	W	69-44
Northern Illinois	W	65-60
*Southern Illinois	W	78-60
*at UNI	L	68-72
*Bradley	W	80-52
*Wichita State	W	89-72
*Missouri State	L	67-90
*at Drake	L	60-73
*at Creighton	W	79-71
*Illinois State	L	60-61
*Indiana State	W	62-53
*UNI	W	80-55
*at Bradley	W	76-51
*at Wichita State	L	69-82
*at Missouri State	L	65-91
*Creighton	L	68-72
*Drake	L	51-67
*at Illinois State	L	52-60
*at Indiana State	W	87-83
*at Southern Illinois	L	77-82
^vs. Creighton	W	76-70
^vs. Drake	L	59-64

*MVC game; ^MVC Tournament

2001-02 (15-15; 9-9 MVC)
Coach: Tricia Cullop

%at Temple	W	76-70
%at North Carolina	L	69-89
at Louisville	L	74-84
vs. Toledo	W	69-64
at Colorado State	L	53-82
at Tennessee-Martin	W	86-67
Western Kentucky	W	76-59
Austin Peay State	L	74-76
at Tennessee Tech	L	57-63
at Kentucky	W	78-72
*Drake	L	60-67
*Creighton	L	72-77
*at Southern Illinois	W	87-49
*at Wichita State	W	70-67
*at Missouri State	L	54-66
*Illinois State	W	70-57
*Indiana State	W	79-67

4 Evansville (36-44).indd 43 11/23/2020 1:45:24 PM

EVANSVILLE YEAR-BY-YEAR RESULTS

*at Bradley		L	67-77
*at UNI (OT)		W	73-69
*Southern Illinois		W	80-63
*Missouri State		L	63-73
*Wichita State		L	66-71
*at Illinois State (OT)		W	77-71
*at Indiana State		L	60-84
*Bradley		W	51-48
*UNI		W	86-75
*at Creighton		L	61-67
*at Drake		L	63-74
^vs. UNI		W	70-68
^vs. Creighton		L	52-69

%Preseason WNIT; *MVC game; ^MVC Tournament

2002-03 (11-16; 5-13 MVC)
Coach: Tricia Cullop

Louisville		W	60-58
at Austin Peay		L	64-85
at IUPUI		L	59-66
Kentucky		W	70-66
vs Colorado		L	42-74
vs Penn		W	77-75
Butler		W	74-59
Tennessee-Martin		W	88-72
Tennessee Tech		W	61-52
Wichita State		W	82-75
*Missouri State		W	60-53
*Southern Illinois		W	95-85
*at Drake		L	55-70
*at Creighton		L	75-98
*Indiana State		L	70-87
*Illinois State (OT)		L	73-75
*at UNI		L	55-74
*at Bradley		L	63-86
*at Southern Illinois		L	80-84
*Creighton		L	64-84
*Drake		W	60-50
*at Illinois State		W	70-63
*at Indiana State		L	70-87
*UNI		L	66-72
*Bradley		L	56-71
*at Wichita State		L	67-74
*at Missouri State		L	53-107

*MVC game

2003-04 (11-16; 6-12 MVC)
Coach: Tricia Cullop

N21	Austin Peay	W	73-63
N25	at Marquette	L	71-55
N30	at Tennessee Tech	W	83-77
D3	at Cincinnati	L	81-43
D6	IUPUI	W	60-48
D9	at Butler	L	89-68
D14	at Tennessee-Martin	W	66-62
D21	Missouri	L	78-72
D30	Ohio	W	72-59
J3	*Creighton	L	64-63
J5	*Drake	W	69-56
J10	*at Southern Illinois	L	65-62
J16	*at Illinois State	L	91-64
J18	*at Indiana State	L	82-51
J24	*Wichita State	W	76-61
J26	*Missouri State	L	77-59
J31	*at UNI	L	68-52
F2	*at Bradley	W	81-65
F7	*Southern Illinois	W	63-57
F12	*Illinois State	L	84-80
F15	*Indiana State	L	89-81
F19	*at Missouri State	L	84-47
F21	*at Wichita State	L	63-55
F27	*UNI	W	76-67
F29	*Bradley	W	69-66
M4	*at Creighton	L	78-65
M6	*at Drake	L	86-73

*MVC game

2004-05 (17-11; 10-8 MVC)
Coach: Tricia Cullop

N19	Tennessee-Martin	W	54-44
N23	at IUPUI	W	61-53
N30	at Missouri	L	66-82
D4	at Ohio	W	104-77
D12	Ball State	W	84-73
D15	Cincinnati	W	69-50
D19	Butler	W	58-52
D21	Tennessee Tech	W	67-54
D28	at Austin Peay	L	70-76
D31	*Drake	W	77-66
J2	*Creighton	L	75-91
J6	*at Missouri State	L	71-77
J8	*at Wichita State	W	66-58
J13	*Bradley	L	65-68
J16	*UNI	W	64-61
J22	*at Southern Illinois	W	54-53
J27	*at Illinois State	W	77-63
J29	*at Indiana State	L	56-72
F3	*Missouri State	W	63-61
F5	*Wichita State	W	67-59
F10	*at Bradley	L	67-81
F12	*at UNI	L	44-47
F19	*Southern Illinois	W	67-55
F23	*Indiana State	L	69-82
F25	*Illinois State (OT)	W	87-78
M3	*at Drake	W	68-62
M5	*at Creighton (2OT)	L	65-72
M10	^vs UNI	L	47-58

*MVC game; ^MVC Tournament

2005-06 (16-13; 11-7 MVC)
Coach: Tricia Cullop

N18	Marquette	L	46-54
N20	at Tennessee Tech	L	65-73
N22	at Ball State	L	69-76
N27	at Radford	W	53-51
N29	at Virginia Tech	L	59-79
D4	IUPUI	W	67-64
D11	UIC	W	73-43
D19	at Butler	L	78-83
D21	Central Arkansas	W	70-61
D30	*Indiana State	L	69-79
J1	*at Illinois State	W	78-62
J5	*Bradley	W	71-57
J7	*UNI	W	79-65
J12	*at Wichita State	L	61-67
J14	*at Missouri State (OT)	L	59-67
J19	*Drake	W	68-61
J22	*Creighton	W	59-46
J28	*Southern Illinois	W	73-53
F2	*at UNI	L	47-53
F4	*at Bradley	W	51-49
F10	*Wichita State	W	84-55
F12	*Missouri State	W	71-53
F17	*at Drake	L	51-53
F19	*at Creighton	W	78-73
F26	*at So. Illinois (OT)	W	66-63
M1	*Illinois State	L	66-79
M4	*at Indiana State	L	56-86
M10	^vs. Wichita State (OT)	W	77-73
M11	^vs. Indiana State	L	65-81

*MVC game; ^MVC Tournament

2006-07 (19-12; 11-7 MVC)
Coach: Tricia Cullop

N11	Morehead State	W	85-67
N1	at Austin Peay	L	72-74
N17	Radford	W	80-71
N19	Lipscomb	W	76-53
N25	at UIC	W	69-53
N30	at Indiana	L	80-83
D2	at IUPUI	L	65-70
D6	Butler	W	80-68
D15	at Hawaii (OT)	L	68-71
D16	vs Portland State	W	87-81
D21	Austin Peay	W	72-44
D30	*at Wichita State (OT)	W	99-97
J1	*Missouri State	W	82-72
J4	*Indiana State (OT)	W	98-91
J6	*Illinois State	L	81-89
J11	*at UNI	W	56-54
J13	*at Bradley	L	65-67
J18	*Drake (OT)	W	67-62
J21	*Creighton	L	74-76
J27	*Southern Illinois	L	55-69
F2	*at Illinois State	W	70-65
F4	*at Indiana State	W	63-61
F8	*UNI	W	75-49
F11	*Bradley (OT)	L	76-82
F15	*at Creighton	L	65-77
F18	*at Drake	W	57-55
F23	*at Southern Illinois	L	60-63
F28	*Wichita State	W	77-68
M3	*at Missouri State	W	57-55
M9	^vs UNI	W	58-57
M10	^at Drake	L	58-61

*MVC game; ^MVC Tournament

2007-08 (21-12, 13-5 MVC)
Coach: Tricia Cullop

N9	MARSHALL	W	89-77
N11	at Mich State	L	53-73
N16	at Western Kentucky	L	56-75
N19	at Morehead State	W	78-67
N24	at East Tennessee St.	L	74-77
N27	TENNESSEE TECH	W	72-56
D2	IUPUI	W	59-53
D6	at Butler	L	75-81
D8	BALL STATE	W	70-55
D21	at Wright State	L	70-71
J3	*ILLINOIS STATE	L	67-75
J5	*INDIANA STATE	W	84-59
J10	*at Missouri State	L	65-76
J12	*at Wichita State	W	76-60
J17	*CREIGHTON	W	75-60
J20	*DRAKE	W	62-57
J24	at Lipscomb	W	69-57
J26	*SOUTHERN ILLINOIS	W	77-67
J31	*at Bradley	W	71-50
F2	*at UNI	W	57-52
F8	*WICHITA STATE	W	94-60
F10	*MISSOURI STATE	W	82-74
F14	*at Drake (OT)	W	69-66
F17	*at Creighton	L	71-82
F22	*at Southern Illinois	W	71-61
F28	*UNI	W	57-55
M1	*BRADLEY	W	80-70
M6	*at Indiana State	L	61-66
M8	*at Illinois State	L	72-87
M14	^vs UNI	W	79-56
M15	^vs Drake	L	41-46
M20	!SEMO	W	60-58
M24	!at Kansas	L	60-82

*MVC game; ^MVC Tournament; !WNIT

2008-09 (15-19; 4-14 MVC)
Coach: Misty Murphy

N15	EAST TENNESSEE ST.	W	83-73
N19	at No. 15 Notre Dame	L	61-96
N22	WRIGHT STATE	W	63-59
N28	vs. UAB	W	62-47
N29	at Samford (2OT)	W	58-54
D3	BUTLER	L	52-70
D5	at Ball State (OT)	L	78-81
D9	LIPSCOMB	W	74-50
D14	MURRAY STATE	W	57-52
D18	at Tennessee Tech	L	71-75
D22	at Milwaukee (OT)	W	62-61
J2	*SOUTHERN ILLINOIS	W	70-65
J9	*at UNI	L	43-62
J11	*at Bradley	L	54-65
J15	*DRAKE	L	61-62
J17	*CREIGHTON	L	47-50
J22	*at Illinois State	L	62-75
J24	*at Indiana State	L	59-66
J29	*MISSOURI STATE	L	63-76
J31	*WICHITA STATE	W	64-49
F5	*UNI (OT)	L	62-65
F7	*BRADLEY	L	68-80
F12	*at Creighton	L	57-68
F14	*at Drake	L	47-69
F19	*INDIANA STATE	W	65-58
F21	*ILLINOIS STATE	L	54-67
F27	*at Missouri State	L	67-80
M1	*at Wichita State	W	63-56
M7	*at Southern Illinois	L	59-65
M12	%vs. Southern Illinois	W	58-53
M13	%vs. Illinois State	W	73-60
M14	%vs. Bradley (OT)	W	84-81
M15	%vs. Creighton	W	47-45
M22	+vs. Texas A&M	L	45-80

*MVC game; %MVC Tournament; +NCAA Tournament

2009-10 (4-26; 1-17 MVC)
Coach: Misty Murphy

N13	UW-MILWAUKEE	L	68-77
N15	SAMFORD	L	66-69
N21	at Murray State	L	77-85
N27	+vs. Villanova	L	49-56
N28	+vs. Kennesaw State	L	65-70
D2	at Butler	L	41-77
D6	SAINT LOUIS	W	76-69
D8	at Lipscomb	W	74-69
D12	UW-GREEN BAY	L	37-83
D19	at Purdue	L	42-73
D22	BALL STATE	W	73-67
J2	*at Southern Illinois	L	68-79
J7	*at Bradley	L	46-75
J9	*at UNI	L	67-99
J14	*CREIGHTON	L	37-63
J16	*DRAKE	L	53-67
J21	*at Indiana State	L	31-55
J23	*at Illinois State	L	46-75
J28	*WICHITA STATE (OT)	W	83-78
J30	*MISSOURI STATE	L	57-86
F5	*BRADLEY	L	58-68
F7	*UNI	L	52-71
F11	*at Drake	L	48-69
F13	*at Creighton	L	41-42
F18	*ILLINOIS STATE	L	50-67
F20	*INDIANA STATE	L	50-71
F26	*at Wichita State	L	43-68
F28	*at Missouri State	L	60-83
M4	*SOUTHERN ILLINOIS	L	63-65
M11	%vs. Drake	L	62-73

+Chattanooga Classic; *MVC game; %MVC Tournament

2010-11 (8-22; 3-15 MVC)
Coach: Misty Murphy

N12	BOWLING GREEN	W	63-62
N17	MURRAY STATE	W	60-54
N20	at Ball State	L	58-61
N26	+at Colorado	L	53-55
N27	+vs. E. Washington	W	77-67
D3	#VALPARAISO	W	69-67
D4	#CENTRAL MICHIGAN	L	83-96
D7	BUTLER	W	51-49
D11	UT-MARTIN	L	60-63
D18	at UW-Green Bay	L	48-72
D22	at Saint Louis	L	53-55
D31	*at Wichita State	W	74-66
J2	*at Missouri State	L	54-75
J6	*CREIGHTON	L	55-81
J9	*DRAKE (OT)	L	62-69
J15	*SOUTHERN ILLINOIS	W	79-45
J21	*at UNI	L	37-69
J23	*at Bradley	L	58-65
J27	*INDIANA STATE	L	67-75
J29	*ILLINOIS STATE	L	50-61
F3	*at Drake	L	55-63
F5	*at Creighton	L	50-60
F12	*at Southern Illinois	W	59-45
F17	*BRADLEY	L	59-66
F19	*UNI	L	33-69
F24	*at Illinois State	L	39-49
F27	*at Indiana State	L	50-64
M3	*MISSOURI STATE	L	61-80
M5	*WICHITA STATE	L	50-65
M10	%vs. Bradley	L	47-64

+Omni Hotel Classic; #Evansville Winter Classic; *MVC game; %MVC Tournament

2011-12 (5-25; 2-16 MVC)
Coach: Oties Epps

N11	at Murray State	L	61-76
N18	at Cincinnati	L	34-64
N20	at Bowling Green	L	54-71
N25	+vs. Brown	L	47-55
N26	+.vs Troy	W	59-49
N29	BALL STATE	L	50-55
D2	#E. KENTUCKY	W	63-56
D3	#MARSHALL	L	48-60
D10	MURRAY STATE	W	78-48
D16	at UT-Martin	L	69-78
D19	at Missouri	L	51-74
D30	*at Indiana State	L	54-73
J1	*at Illinois State	L	49-62
J5	*UNI	L	51-61
J8	*BRADLEY	W	71-59
J12	*at Creighton	L	33-65
J14	*at Drake	L	53-67
J19	*WICHITA STATE	L	51-57
J21	*MISSOURI STATE	L	49-74
J29	*SOUTHERN ILLINOIS	L	60-74
F2	*at Bradley	L	64-82
F4	*at UNI	L	53-58
F9	*CREIGHTON	W	48-45
F12	*DRAKE	L	51-55
F17	*at Missouri State	L	62-76
F19	*at Wichita State	L	43-69
F26	*at Southern Illinois	L	46-72
M1	*ILLINOIS STATE	L	59-62
M3	*INDIANA STATE	L	47-58
M8	%vs. Drake	L	48-52

+Maine Tournament; #Evansville Winter Classic; *MVC game; %MVC Tournament

2012-13 (9-21; 7-11 MVC)
Coach: Oties Epps

N9	at Ball State	W	54-45
N11	at Illinois	L	52-84
N17	SAN JOSE STATE	W	74-65
N20	at Murray State	L	62-76
N25	at Wisconsin	L	55-73
N28	UT MARTIN	L	57-73
D1	at Ohio State	L	33-78
D4	at Eastern Illinois	L	57-70
D9	SAINT LOUIS	L	59-63
D20	+at Toledo	L	50-60
D21	+vs. Hampton	L	45-64
J3	*DRAKE	W	68-62
J5	*CREIGHTON	L	63-70
J13	*SOUTHERN ILLINOIS	W	71-65
J17	*at Illinois State	W	71-57
J19	*at Indiana State	W	55-54
J25	*MISSOURI STATE	W	77-53
J27	*WICHITA STATE	L	45-49
J31	*at Bradley	L	52-78
F2	*at UNI	L	64-75
F9	*at Southern Illinois	W	52-41
F14	*INDIANA STATE	L	48-55
F16	*ILLINOIS STATE	L	46-64
F21	*at Wichita State	L	49-68
F23	*at Missouri State	L	63-66
M1	*UNI	L	57-70
M3	*BRADLEY	L	57-73
M7	*at Creighton (OT)	L	69-74
M9	*at Drake	W	70-59
M14	%vs. So. Illinois (OT)	L	74-83

+Toledo Tournament; *MVC game; %MVC Tournament

2013-14 (15-16; 10-8 MVC)
Coach: Oties Epps

N8	EASTERN ILLINOIS	W	81-46
N11	MURRAY STATE	L	50-62
N14	at Missouri	L	43-78
N17	at San Jose State	L	84-90
N20	BALL STATE	W	80-69
N23	at Austin Peay	W	65-50
N25	at UT-Martin	L	77-93
D4	IPFW	W	80-67
D8	at Troy	L	86-94
D21	at Saint Louis	L	49-50
D30	TOLEDO	W	90-80
J2	*LOYOLA	W	75-57
J4	*BRADLEY	L	76-77
J10	*at UNI	L	56-64
J12	*at Drake	W	71-67
J16	*INDIANA STATE	L	46-67
J19	*ILLINOIS STATE	L	54-78
J26	*at Southern Illinois	L	57-66
J31	*at Missouri State	L	70-87
F2	*at Wichita State	L	48-66
F6	*DRAKE	L	57-72
F8	*UNI	W	59-50
F14	*at Illinois State	W	75-62
F16	*at Indiana State	W	63-56
F23	*SOUTHERN ILLINOIS	W	67-31
F27	*WICHITA STATE	W	63-54
M1	*MISSOURI STATE	W	72-65
M6	*at Bradley	W	73-55
M8	*at Loyola	W	77-63
M14	%vs. Drake	L	61-71
M20	+at Eastern Michigan	L	65-78

*MVC game; %MVC Tournament; +WBI Tournament

2014-15 (13-19; 6-12 MVC)
Coach: Oties Epps

N16	AUSTIN PEAY	W	72-68
N19	at Ball State	L	70-76
N21	at IPFW	L	59-77
N26	at West Virginia	L	39-83
N29	at UT Martin	L	74-84
D3	at Murray State (OT)	W	93-83
D6	MIAMI (OHIO)	W	51-41
D9	OAKLAND CITY	W	81-40
D18	TROY	W	94-85
D21	at IUPUI	L	50-62
D29	at Louisville	L	51-73
J2	*at Missouri State	W	65-56
J4	*at Wichita State	L	44-54
J8	*LOYOLA	W	63-38
J12	*BRADLEY	W	86-46
J16	*at Illinois State	W	62-50
J18	*at Southern Illinois	W	63-58
J23	*NORTHERN IOWA	L	44-58
J25	*DRAKE	L	62-79
F1	*at Indiana State	L	52-67
F6	*at Loyola	L	58-70
F8	*at Bradley	L	50-56
F13	*SOUTHERN ILLINOIS	L	53-62
F15	*ILLINOIS STATE	W	69-52
F20	*at Drake	L	69-78
F22	*at Northern Iowa	L	44-89
F27	*INDIANA STATE	L	53-71
M5	*WICHITA STATE	L	63-77
M7	*MISSOURI STATE	L	71-86
M12	%vs. Illinois State	W	55-51
M13	%vs. Drake (OT)	W	84-79
M14	%vs. Missouri State	L	66-75

*MVC game; %MVC Tournament

2015-16 (3-28; 1-17 MVC)
Coach: Oties Epps

N14	at Xavier	L	57-65
N16	at Miami (OH)	L (2OT)	85-91
N18	at Cleveland State	W	72-63
N27	vs. Montana State	L	55-81
N28	vs. Santa Clara	L	44-62
D2	at Bowling Green	L	56-74
D5	MURRAY STATE	L	54-73
D8	at Nebraska	L	40-85
D12	UT-MARTIN	L	48-75
D21	BALL STATE	L	53-73
D29	IUPUI	L	62-68
J1	*at Northern Iowa	L	51-62
J3	*at Drake	L	52-94
J8	*LOYOLA	L	49-63
J10	*BRADLEY	W	62-46
J16	*at Southern Illinois	L	56-74
J22	*at Missouri State	L	70-77
J24	*at Wichita State	L	50-58
J29	*ILLINOIS STATE	L	57-64
J31	*INDIANA STATE	L	44-59
F5	*at Bradley	L	52-66
F7	*at Loyola	L	54-67
F14	*SOUTHERN ILLINOIS	L	63-66
F19	*WICHITA STATE	L	31-44
F21	*MISSOURI STATE	L	47-66
F26	*at Indiana State	L	45-57
F28	*at Illinois State	L	59-65
M3	*DRAKE	L	66-86
M5	*NORTHERN IOWA	L	48-61
M10	%vs. Illinois State	W (OT)	61-59
M11	%vs. Drake	L	53-89

*MVC game; %MVC Tournament

2016-17 (14-17; 8-10 MVC)
Coach: Matt Ruffing

N12	CLEVELAND STATE	62-66	L
N14	EASTERN ILLINOIS	63-73	L
N16	at Ball State	49-84	L
N20	SEMO	74-76	L
N27	at Northwestern	66-88	L
N30	at Valparaiso	70-65	W
D4	at Murray State	82-77	W
D6	OAKLAND CITY	108-68	W
D10	AUSTIN PEAY	68-54	W
D18	at Louisville	47-89	L
D21	ALABAMA A&M	63-54	W
D30	*INDIANA STATE	57-41	W
J1	*LOYOLA	67-36	W
J6	*at Drake	65-82	L
J8	*at Northern Iowa	40-54	L
J13	*MISSOURI STATE	41-77	L
J15	*WICHITA STATE	67-74	L
J22	*SOUTHERN ILLINOIS	63-60	W
J27	*at Illinois State	58-71	L
J29	*at Bradley	52-56	L
F3	*NORTHERN IOWA	36-62	L
F5	*DRAKE	48-73	L
F10	*at Wichita State	68-69	L
F12	*at Missouri State	43-68	L
F17	*at Southern Illinois	74-61	W
F24	*BRADLEY	73-71	W
F26	*ILLINOIS STATE	60-56	W
M2	*at Loyola	81-50	W
M4	*at Indiana State	52-44	W
M10	%vs Missouri State	65-59	W
M11	%vs Northern Iowa	58-82	L

*MVC game; %MVC Tournament

2017-18 (3-27; 0-18 MVC)
Coach: Matt Ruffing

N12	MURRAY STATE	89-81	W
N15	at Alabama A&M	56-70	L
N18	at Eastern Illinois	52-79	L
N21	WESTMINSTER	79-53	W
N30	at Western Kentucky	54-92	L
D2	at Austin Peay	73-82	L
D5	at Kentucky	62-100	L
D10	MOREHEAD STATE	75-82	L
D14	OAKLAND CITY	96-59	W
D16	at UIC	77-96	L
D19	at SEMO	65-74	L
D29	*SOUTHERN ILLINOIS	62-74	L
D31	*MISSOURI STATE	65-95	L
J5	*at Indiana State	48-56	L
J12	*at Northern Iowa	41-65	L
J14	*at Drake	66-107	L
J19	*ILLINOIS STATE	43-67	L
J21	*BRADLEY	59-117	L
J26	*at Valparaiso	59-101	L
J28	*at Loyola	63-82	L
F2	*INDIANA STATE	57-66	L
F9	*DRAKE	50-101	L
F11	*NORTHERN IOWA	60-85	L
F16	*at Bradley	47-92	L
F18	*at Illinois State	44-70	L
F23	*LOYOLA	47-60	L
F25	*VALPARAISO	54-67	L
M1	*at Missouri State	51-97	L
M3	*at Southern Illinois	41-66	L
M8	%vs Bradley	49-77	L

*MVC game; %MVC Tournament

2018-19 (4-26; 2-16 MVC)
Coach: Matt Ruffing

N7	at Murray State	53-81	L
N10	at Chicago State	67-58	W
N14	SIUE	45-54	L
N20	FORT WAYNE	66-72	L
N29	at Marshall	65-72	LOT
D2	at Morehead State	63-85	L
D5	UIC	54-62	L
D8	SEMO	50-54	L
D15	at Dayton	30-69	L
D18	AUSTIN PEAY	56-52	W
D21	at Wisconsin	60-96	L
J4	*at Southern Illinois	47-67	L
J6	*at Missouri State	66-88	L
J11	*BRADLEY	68-75	L
J13	*ILLINOIS STATE	61-72	L
J18	*at Loyola	56-61	L
J20	*at Valparaiso	49-93	L
J25	*NORTHERN IOWA	46-74	L
J27	*DRAKE	47-78	L
F1	*INDIANA STATE	69-76	L
F8	*at Illinois State	59-82	L
F10	*at Bradley	63-81	L
F15	*VALPARAISO	77-65	W
F17	*LOYOLA	51-71	L
F22	*at Drake	39-66	L
F24	*at Northern Iowa	46-95	L
M1	*at Indiana State	59-56	W
M7	*MISSOURI STATE	46-88	L
M9	*SOUTHERN ILLINOIS	60-80	L
M14	%vs Loyola	80-90	L

*MVC game; %MVC Tournament

2019-20 (3-26, 0-18 MVC)
Coach: Matt Ruffing

N5	BRESCIA	77-61	W
N10	at SEMO	60-83	L
N13	at SIUE	74-85	L
N19	EASTERN ILLINOIS	44-90	L
N21	at Austin Peay	64-80	L
N24	MARSHALL	66-62	WOT
D3	MURRAY STATE	59-61	L
D13	at Purdue Fort Wayne	64-67	L
D15	at Illinois	44-59	L
D18	CHICAGO STATE	76-42	W
D22	at Miami (OH)	64-72	L
J3	*at Bradley	51-82	L
J5	*at Illinois State	58-81	L
J10	*LOYOLA CHICAGO	61-71	L
J12	*VALPARAISO	66-88	L
J17	*at Northern Iowa	60-76	L
J19	*at Drake	44-108	L
J24	*SOUTHERN ILLINOIS	57-70	L
J26	*MISSOURI STATE	55-81	L
J31	*at Indiana State	58-68	L
F6	*at Valparaiso	54-72	L
F8	*at Loyola Chicago	47-77	L
F13	*DRAKE	51-66	L
F15	*NORTHERN IOWA	49-67	L
F21	*at Missouri State	62-76	L
F23	*at Southern Illinois	60-99	L
F28	*INDIANA STATE	58-70	L
M5	*ILLINOIS STATE	51-68	L
M7	*BRADLEY	53-71	L

*MVC game

4 Evansville (36-44).indd 44 11/23/2020 1:45:24 PM

ILLINOIS STATE

REDBIRDS

Illinois State Redbirds Roster

No.	Name	Ht.	Pos.	Yr.	Hometown (Previous School)
0	Terrion Moore	5-8	G	Jr.	Kansas City, Kan. (Little Rock)
1	Jasmine McGinnis Taylor	6-3	F	Fr.	Omaha, Neb. (Westside HS)
2	Maya Wong	5-8	G	R-Fr.	Normal, Ill. (Normal Community HS)
3	Mary Crompton	5-8	G	R-So.	Iowa City, Iowa (Regina HS)
5	Lexy Koudelka	6-2	F	Jr.	Nevada, Iowa (Nevada HS)
12	Cameron Call	5-8	G	So.	Mt. Vernon, Mo. (Mt. Vernon HS)
13	Kayel Newland	5-10	G	Jr.	Kansas City, Mo. (Liberty HS)
14	Paige Saylor	5-5	G	Sr.	Martinsville, Ind. (Roncalli HS)
21	Ally Gietzel	5-10	G	R-So.	Fond du Lac, Wis. (Fond du Lac HS)
23	Juliunn Redmond	5-11	G	Sr.	Chicago, Ill. (Tallahassee CC)
24	DeAnna Wilson	6-2	F	So.	St. Louis, Mo. (Moberly Area CC)
32	Kate Bullman	6-2	F	Fr.	Grayslake, Ill. (Grayslake Central HS)
33	Hannah Kelle	6-1	F	So.	Lincoln, Neb. (Lincoln Southwest HS)

Juliunn Redmond

Kristen Gillespie
Head Coach

Alma Mater: NC State (1999)
Overall Record: 157-103 (Nine Seasons)
Record at ILS: 52-38 (Three Seasons)
2019-20: 19-10/11-7 MVC (4th)

Year-By-Year Record

Season	School	Overall W	Overall L	Conf. W	Conf. L	Place	Conf. Tourn.
2011-12	Benedictine	10	16	6	11	8th	0-1
2012-13	Benedictine	14	13	11	6	4th	1-1
2013-14	Benedictine	12	14	12	8	5th	0-1
2014-15	Benedictine	18	10	16	4	2nd	2-1
2015-16	Lewis	28	3	18	0	1st	2-0
2016-17	Lewis	23	9	13	5	3rd	2-1
2017-18	Illinois State	14	16	8	10	6th	0-1
2018-19	Illinois State	19	12	11	7	4th	1-1
2019-20	Illinois State	19	10	11	7	4th	—
ILS Totals (Three Years)		**52**	**38**	**30**	**24**	**---**	**1-2**
Career Totals (Nine Years)		**157**	**103**	**106**	**58**	**---**	**8-7**

Redbirds ... At A Glance

2019-20 Finish: 19-10/11-7 MVC (4th)
Letterwinners Returning/Lost: 8/4
Starters Returning/Lost: 2/3

NOTEWORTHY

- The Redbirds return a pair of All-MVC honorees in seniors Paige Saylor and Juliunn Redmond. Saylor, ISU's starting point guard, was recognized on the MVC All-Defensive Team for the second time in her career, playing in all 29 games during the 2019-20 campaign. Redmond was named the MVC Newcomer of the Year, making it the third-straight year an ISU player has taken home the honor. She was also an All-MVC Honorable Mention selection and voted the MVC Sixth Player of the Year, coming off the bench to average 13.7 points, 7.2 rebounds and 2.0 steals per game in Valley play.

- Program history was made during the 2019-20 season, as the Redbirds notched a pair of statement wins. During non-conference play, Illinois State defeated in-state foe Illinois in Champaign, Illinois, marking the first Big Ten win for the 'Birds in nearly seven years and first win over a Power Five team in six years. Later in the season, ISU upset No. 17/21 Missouri State in Normal, Illinois on Feb. 27, to earn their first win over a ranked opponent in over 28 years.

- Head coach Kristen Gillespie enters her fourth season at the helm of the Illinois State program, coming off back-to-back 19-win seasons. The 'Birds have finished better than their preseason poll prediction in every year under the direction of Gillespie.

Basketball Support Staff

Jessica Keller
Assoc. Coach

Mariyah Brawner-Henley
Asst. Coach

Scott Gillespie
Asst. Coach

Katie Bolkema
Operations

Brian Ehresman
Video Coordinator

Raquel Cabrera
Athletic Trainer

5 Illinois State (46-54).indd 46 11/23/2020 1:48:50 PM

2020-21 Illinois State Schedule

SCHEDULES WERE NOT AVAILABLE AT PRINT DEADLINE. ALL HOME GAMES WILL AIR ON AN ESPN PLATFORM. PLEASE VISIT THE QR CODE BELOW FOR CURRENT INFORMATION.

2019-20 Results
(19-10, 11-7 MVC)

Date	Opponent	Score	W/L
N5	TRUMAN STATE	87-60	W
N10	at Marquette	41-58	L
N16	at Illinois	74-58	W
N20	NORTHERN ILLINOIS	69-66	W
N24	at North Dakota	66-58	W
N30	UT-MARTIN	70-47	W
D4	WESTERN ILLINOIS	78-65	W
D8	at Saint Louis	56-61	L
D16	SIUE	74-53	W
D19	JACKSON STATE	77-55	W
D29	at Austin Peay	72-77	LOT
J3	*INDIANA STATE	83-69	W
J5	*EVANSVILLE	81-58	W
J10	*at Bradley	61-76	L
J17	*at Valparaiso	72-60	W
J19	*at Loyola Chicago	64-69	L
J24	*DRAKE	67-69	LOT
J26	*NORTHERN IOWA	65-57	W
J31	*at Southern Illinois	62-54	W
F2	*at Missouri State	74-87	L
F7	*BRADLEY	62-66	L
F14	*LOYOLA CHICAGO	86-85	WO2
F16	*VALPARAISO	70-78	L
F20	*at Northern Iowa	69-61	WOT
F22	*at Drake	82-87	L
F27	*MISSOURI STATE	78-66	W
M1	*SOUTHERN ILLINOIS	66-56	W
M5	*at Evansville	68-51	W
M7	*at Indiana State	62-55	W

*Home in CAPS; *MVC games*

ILLINOIS STATE UNIVERSITY

Athletic Directory

President: Dr. Larry Dietz
Faculty Athletics Representative: Dr. Jeri Beggs
Director of Athletics: Larry Lyons
Senior Woman Administrator: Leanna Bordner
Athletics Department Telephone: (309) 438-3636
Athletics Department Address: 203A Horton Field House, Campus Box 7130, Normal, IL 61790
Head Basketball Coach: Kristen Gillespie
Basketball Office Phone: (309) 438-2567
Assistant Coaches: Jessica Keller, Mariyah Brawner-Henley & Scott Gillespie
Sports Information Contact: Lauri Riddell
SID Office Phone: (309) 438-3802
SID Cell Number: (847) 302-8377
SID Email: lriddel@ilstu.edu

University Facts

Founded: 1857
Location: Normal, Ill.
Enrollment: 20,807
Colors: Red & White
Nickname: Redbirds
Years in the MVC: 40
Arena: Redbird Arena (10,000)
Courtside Telephone Number: (309) 438-5950/8217

Athletics Staff

Dr. Larry Dietz
President

Leanna Bordner
SWA

Larry Lyons
Athletic Director

Lauri Riddell
WBB SID

5 Illinois State (46-54).indd 47 11/23/2020 1:48:51 PM

2019-20 STATISTICAL REVIEW

All Game Statistics (19-10)

#	Player	GP	GS	Min	Avg	— TOTAL — FG	FGA	Pct	3-POINTERS 3FG	FGA	Pct	FT	FTA	Pct	— REBOUNDS — Off	Def	Tot	Avg	PF	FO	A	TO	Blk	Stl	Pts	Avg
25	Wallen, Lexi	29	29	829	28.6	187	328	.570	7	13	.538	117	162	.722	74	111	185	6.4	81	2	19	50	9	14	498	17.2
11	Maggett, TeTe	27	27	919	34.0	145	396	.366	39	133	.293	80	103	.777	24	150	174	6.4	62	0	106	102	5	41	409	15.1
23	Redmond, Juliunn	29	12	800	27.6	120	275	.436	16	39	.410	67	79	.848	43	133	176	6.1	49	0	74	78	10	54	323	11.1
03	Crompton, Mary	29	22	841	29.0	87	234	.372	68	182	.374	19	22	.864	4	67	71	2.4	54	0	38	44	0	21	261	9.0
14	Saylor, Paige	29	27	890	30.7	56	108	.519	13	40	.325	42	60	.700	8	52	60	2.1	50	0	57	34	3	35	167	5.8
05	Koudelka, Lexy	29	0	350	12.1	43	80	.538	0	1	.000	46	70	.657	30	42	72	2.5	49	0	12	36	11	15	132	4.6
24	Talbot, Megan	29	28	608	21.0	35	95	.368	9	33	.273	12	17	.706	35	110	145	5.0	53	0	20	43	6	19	91	3.1
13	Newland, Kayel	20	0	192	9.6	17	39	.436	9	21	.429	8	18	.444	6	24	30	1.5	20	0	12	19	0	6	51	2.6
01	Sims, McKenna	29	0	259	8.9	24	67	.358	8	28	.286	2	6	.333	19	36	55	1.9	29	0	21	20	0	4	58	2.0
12	Call, Cameron	21	0	120	5.7	10	28	.357	7	22	.318	3	5	.600	0	9	9	0.4	15	0	5	5	1	3	30	1.4
15	Corrigan, Frannie	4	0	6	1.5	2	2	1.000	0	0	.000	1	2	.500	0	2	2	0.5	2	0	0	1	0	0	5	1.3
33	Kelle, Hannah	15	0	101	6.7	5	17	.294	1	5	.200	0	2	.000	8	15	23	1.5	9	0	6	10	1	2	11	0.7
	TEAM														57	52	109	3.8	0			20			0	
	Total	29				731	1669	.438	177	517	.342	397	546	.727	308	803	1111	38.3	473	2	370	462	46	214	2036	70.2
	Opponents	29				678	1706	.397	182	622	.293	324	453	.715	282	696	978	33.7	552	-	388	447	108	214	1862	64.2

Conference Game Statistics (11-7, 4th)

#	Player	GP	GS	Min	Avg	— TOTAL — FG	FGA	Pct	3-POINTERS 3FG	FGA	Pct	FT	FTA	Pct	— REBOUNDS — Off	Def	Tot	Avg	PF	FO	A	TO	Blk	Stl	Pts	Avg
25	Wallen, Lexi	18	18	524	29.1	116	212	.547	5	11	.455	78	107	.729	43	69	112	6.2	54	2	11	35	6	6	315	17.5
11	Maggett, TeTe	18	18	628	34.9	88	252	.349	29	92	.315	55	72	.764	15	101	116	6.4	44	0	66	59	3	26	260	14.4
23	Redmond, Juliunn	18	1	520	28.9	88	196	.449	14	32	.438	57	67	.851	28	102	130	7.2	34	0	46	54	7	36	247	13.7
03	Crompton, Mary	18	18	574	31.9	55	151	.364	40	113	.354	15	16	.938	3	37	40	2.2	33	0	28	25	0	14	165	9.2
14	Saylor, Paige	18	18	581	32.3	35	67	.522	10	26	.385	27	38	.711	4	31	35	1.9	30	0	31	20	3	18	107	5.9
05	Koudelka, Lexy	18	0	198	11.0	22	40	.550	0	0	.000	26	42	.619	13	23	36	2.0	31	0	4	20	3	8	70	3.9
13	Newland, Kayel	9	0	77	8.6	8	12	.667	4	6	.667	2	5	.400	1	8	9	1.0	7	0	4	6	0	3	22	2.4
24	Talbot, Megan	18	17	353	19.6	13	42	.310	2	19	.105	3	6	.500	20	69	89	4.9	30	0	11	23	2	7	31	1.7
12	Call, Cameron	13	0	71	5.5	8	18	.444	6	16	.375	0	1	.000	0	5	5	0.4	9	0	2	2	1	3	22	1.7
01	Sims, McKenna	18	0	131	7.3	11	29	.379	3	12	.250	0	2	.000	11	20	31	1.7	14	0	10	13	0	1	25	1.4
33	Kelle, Hannah	5	0	28	5.6	2	6	.333	1	1	1.000	0	2	.000	2	6	8	1.6	2	0	1	6	0	1	5	1.0
15	Corrigan, Frannie	3	0	5	1.7	1	1	1.000	0	0	.000	1	2	.500	0	2	2	0.7	2	0	0	1	0	0	3	1.0
	TEAM														33	33	66	3.7	0			6			0	
	Total	18				447	1026	.436	114	328	.348	264	360	.733	173	506	679	37.7	290	2	214	270	25	123	1272	70.7
	Opponents	18				438	1074	.408	113	419	.270	215	293	.734	169	451	620	34.4	360	-	244	246	63	132	1204	66.9

5 Illinois State (46-54).indd 48 11/23/2020 1:48:51 PM

CAREER LEADERS/MEDIA OUTLETS

CAREER LEADERS - TOP 10

POINTS

No.	Student-Athlete (Years)	Pts.
1.	Kristi Cirone (2005-09)	2,139
2.	Cathy Boswell (1979-83)	2,005
3.	Cindy Kaufmann (1987-91)	1,684
4.	Char Govan (1985-90)	1,589
5.	Jenny Schmidt (1995-99)	1,558
6.	Maggie Krick (2006-10)	1,555
7.	Pat McKinzie (1975-79)	1,493
8.	Caryn Brune (1989-93)	1,474
9.	Nicolle Lewis (2005-10)	1,465
10.	Melanie Ward (1991-96)	1,453

REBOUNDS

No.	Student-Athlete (Years)	Rebs.
1.	Cathy Boswell (1979-83)	1,054
2.	Nicolle Lewis (2005-10)	844
3.	Caryn Brune (1989-93)	801
4.	Marla Maupin (1981-85)	796
5.	Char Govan (1985-90)	765
	Ashleen Bracey (2006-10)	765
7.	Melanie Ward (1991-96)	724
8.	Pat McKinzie (1975-79)	708
9.	Kenyatta Shelton (2006-09, 10-11)	707
10.	Kay Robbins (1978-82)	684

ASSISTS

No.	Student-Athlete (Years)	Asts.
1.	Kristi Cirone (2005-09)	681
2.	Denise Norton (1978-82)	583
3.	Cathy Beesley (1980-85)	571
4.	Pam Tanner (1985-89)	546
5.	Jenny Schmidt (1995-99)	522
6.	LuAnn Robinson (1987-91)	432
7.	Maggie Krick (2006-10)	402
8.	Cathy Boswell (1979-83)	373
9.	Tami Baalke (1989-93)	369
10.	Amanda Clifton (2007-11)	363

BLOCKED SHOTS

No.	Student-Athlete (Years)	Blks.
1.	Nicolle Lewis (2005-10)	260
2.	Leslie Ferrell (1986-89)	177
3.	Hannah Green (2016-18)	133
4.	Kenyatta Shelton (2006-08, 10-11)	96
5.	Cathy Boswell (1979-83)	95
6.	Caryn Brune (1989-93)	90
7.	Kristi Larson (1998-01)	83
8.	Marla Maupin (1981-85)	68
9.	Candace Sykes (2010-13)	63
10.	Lashawn Johnson (2004-07)	59

STEALS

No.	Student-Athlete (Years)	Stls.
1.	Pam Tanner (1985-89)	309
2.	Cathy Boswell (1979-83)	268
3.	Kristi Cirone (2005-09)	262
4.	Jenny Schmidt (1995-99)	249
5.	Denise Norton (1978-82)	232
6.	Cathy Beesley (1980-85)	231
7.	Tami Baalke (1989-93)	228
8.	Jaci McCormack (2000-05)	193
9.	Tammy Turner (1982-86)	187
10.	Juli Stiles (1983-87)	177

ACTIVE CAREER LEADERS

Paige Saylor

SCORING
423 – Paige Saylor
323 – Juliunn Redmond

FIELD GOAL SHOOTING
.460 (91-198) – Lexy Koudelka
.436 (120-275) – Juliunn Redmond

FIELD GOALS MADE
139 – Paige Saylor
120 – Juliunn Redmond

3-POINT SHOOTING
.410 (16-39) – Juliunn Redmond
.360 (76-211) – Mary Crompton

3-POINTERS MADE
76 – Mary Crompton
46 – Paige Saylor

FREE THROW SHOOTING
.875 (21-24) – Mary Crompton
.848 (67-79) – Juliunn Redmond

FREE THROWS MADE
99 – Paige Saylor
87 – Lexy Koudelka

ASSISTS
165 – Paige Saylor
74 – Juliunn Redmond

STEALS
129 – Paige Saylor
54 – Juliunn Redmond

BLOCKS
19 – Lexy Koudelka
10 – Juliunn Redmond

REBOUNDS
194 – Paige Saylor
176 – Juliunn Redmond

MEDIA OUTLETS

NEWSPAPER

The Pantagraph
301 W. Washington, Bloomington, IL 61701
Office Phone: (309) 829-9411
Fax Number: (309) 829-7000

Daily Vidette
Campus Box 0890, Illinois State University
Office Phone: (309) 438-7685
Fax Number: (309) 438-5211

RADIO

WJBC (1230 AM/93.7 FM)
Box 8, Bloomington, IL 61704
Office Phone: (309) 821-1000
Fax Number: (309) 829-8071

WGLT (89.1 FM)
R.C. McBride, General Manager
Campus Box 8910, Ilinois State University
Normal, IL 61790
Office Phone: (309) 438-2255
Fax Number: (309) 438-7870

WZND (106.1 FM)
Campus Box 4481, Illinois State University
Normal, IL 61790
Office Phone: (309) 438-5491
Fax Number: (309) 438-2652

TELEVISION

WEEK (NBC)/ WHOI (ABC)
2907 Springfield Road, East Peoria, IL 61611
Office Phone: (309) 698-3737
Fax Number: (309) 698-2070

WMBD (CBS)
3131 N. University Street, Peoria, IL 61604
Office Phone: (309) 688-9461
Fax Number: (309) 686-8650

TV-10 News
Campus Box 4450, Illinois State University,
Normal, IL 61790
Office Phone: (309) 438-5481
Fax Number: (309) 438-3048

5 Illinois State (46-54).indd 49 11/23/2020 1:48:53 PM

YEAR-BY-YEAR IN THE VALLEY

Year	Overall	MVC	Finish	Conf. Tourney	Non Conf.	Post Season
1982	19-15	—	—	—	18-13	1-2 WNIT
1983	20-10	—	First	3-0	17-9	0-1 NCAA
1984	23-8	15-3	T-Second	—	7-3	1-2 WNIT
1985	23-6	17-1	First	—	6-4	0-1 NCAA
1986	16-12	12-6	Third	—	4-6	—
1987	12-15	10-8	T-Fourth	—	2-7	—
1988	20-11	14-4	T-First	1-1	4-4	1-2 WNIT
1989	23-8	16-2	First	2-0	4-5	1-1 NCAA
1990	21-11	14-4	T-First	1-1	5-4	1-2 WNIT
1991	18-10	13-5	T-Second	0-1	5-4	—
1992	14-14	11-7	T-Third	0-1	3-6	—
1993	11-16	6-10	Sixth	0-1	5-5	—
1994	10-17	5-11	Seventh	0-1	5-5	—
1995	11-16	7-11	Seventh	0-1	4-4	—
1996	19-13	14-4	Third	2-1	3-5	0-3 WNIT
1997	17-11	13-5	Second	0-1	4-5	—
1998	11-16	9-9	T-Fifth	0-1	2-6	—
1999	8-20	4-14	Ninth	—	4-6	—
2000	6-20	3-15	Ninth	—	3-5	—
2001	5-22	3-15	Tenth	—	2-7	—
2002	7-20	5-13	Ninth	—	2-7	—
2003	7-21	5-13	Eighth	—	2-8	—
2004	16-13	9-9	Fifth	1-1	6-3	—
2005	13-18	7-11	Eighth	3-0	3-6	0-1 NCAA
2006	12-16	7-11	T-Seventh	0-1	5-4	—
2007	22-11	13-5	Second	1-1	7-4	1-1 WNIT
2008	26-7	13-5	T-First	3-0	10-1	0-1 NCAA
2009	27-8	15-3	First	0-1	9-3	3-1 WNIT
2010	28-8	16-2	First	1-1	7-4	4-1 WNIT
2011	24-11	12-6	T-Second	0-1	12-4	4-1 WNIT
2012	19-13	13-5	Second	0-1	5-6	1-1 WNIT
2013	24-11	13-5	Third	2-1	9-5	1-1 WNIT
2014	10-20	8-10	T-Sixth	1-1	1-9	—
2015	2-28	2-16	Tenth	0-1	0-11	—
2016	8-22	6-12	Seventh	0-1	2-9	—
2017	8-23	4-14	Ninth	1-1	3-8	—
2018	14-16	8-10	Sixth	0-1	6-5	—
2019	19-12	11-7	Fourth	1-1	7-4	—
2020	19-10	11-7	Fourth	—	8-3	—
DI	**610-531**	**3512-282**		**23-23**	**211-206**	**19-22**
MVC	**403-411**	**239-242**		**16-19**	**136-141**	**14-11**

Kristen Gillespie

COACHING RECORDS

By Tenure

Coaches (Seasons)	Years	W	L	Pct.
Jill Hutchison (28)	1971-73, 74-99	461	323	.588
*Melinda Fisher co-coached 1980-85				
Gooch Foster (1)	1973-74	17	4	.810
Jenny Yopp (4)	2000-03	25	83	.231
Robin Pingeton (7)	2003-10	144	81	.640
Stephanie Glance (3)	2011-13	67	35	.657
Barb Smith (4)	2014-17	28	93	.231
Kristen Gillespie (3)	2018	52	38	.578
Redbirds Totals (50)	1971-	794	657	.547

Versus the Missouri Valley Conference

Coaches (Seasons)	Years	W	L	Pct.
Jill Hutchison (6)	1971-73, 74-99	58	64	.475
Jenny Yopp (4)	2000-03	16	56	.222
Robin Pingeton (7)	2003-10	80	46	.635
Stephanie Glance (3)	2011-13	38	16	.694
Barb Smith (4)	2014-17	20	52	.278
Kristen Gillespie (3)	2018	30	24	.556
Redbirds Totals (27)	1993-	242	258	.484

In the Valley Tournament

Coaches (Seasons)	Years	W	L	Pct.
Jill Hutchison (6)	1971-73, 74-99	2	6	.250
Jenny Yopp (1)	2000-03	0	0	.000
Robin Pingeton (7)	2003-10	9	5	.643
Stephance Glance (3)	2011-13	2	3	.400
Barb Smith (4)	2014-17	2	4	.333
Kristen Gillepsie (3)	2018	1	2	.333
Redbirds Totals (24)	1993-	16	21	.432

In the NCAA Tournament

Coaches (Seasons)	Years	W	L	Pct.
Jill Hutchison (1983, 1985, 1989)	3	1	3	.250
Robin Pingeton (2005, 2008)	2	0	2	.000
Redbirds Totals	5	1	5	.167

In the WNIT Tournament

Coaches (Seasons)	Years	W	L	Pct.
Jill Hutchison (1980, 1982, 1984, 1988, 1990, 1996)	6	4	11	.267
Robin Pingeton (2007, 2009, 2010)	3	8	3	.727
Stephanie Glance (2011, 2012, 2013)	3	6	3	.667
Redbirds Totals	12	18	17	.514

5 Illinois State (46-54).indd 50 11/23/2020 1:48:54 PM

ILLINOIS STATE INDIVIDUAL RECORDS

Points:
Game: 43, Caryn Brune, vs. Marquette (12/11/92)
Season: 657, Kristi Cirone (2008-09)
Career: 2,139, Kristi Cirone (2005-09)

Field Goals Made:
Game: 20, Beth Landes, vs. James Madison (2/5/81)
Season: 274, Cathy Boswell (1980-81)
Career: 889, Cathy Boswell (1979-83)

Field Goal Percentage:
Season: .631 (197-312), Susan Wellman (1987-88)
Career: .554 (550-993), Marla Maupin (1981-85)

Three-Point Field Goals Made:
Game: 8, Taylor Stewart, at Missouri State (1/20/17)
Season: 89, Katie Broadway (2011-12)
Career: 229, Kristi Cirone (2005-09)

Free Throws Made:
Game: 16, Char Govan, vs. Maine (3/23/90)
Season: 169, Katie Donovan (2003-04)
Career: 512, Kristi Cirone (2005-09)

Free Throw Percentage:
Season: .889 (64-72), Beth Landes (1980-81)
.889 (80-90), Ashleen Bracey (2009-10)
Career: .849 (158-186), Shannon Fulton (1987-91)

Rebounds:
Game: 27, Charlotte Lewis, vs. Wis. Oshkosh (12/12/75)
Season: 345, Charlotte Lewis (1976-77)
Career: 1,054, Cathy Boswell (1979-83)

Steals:
Game: 11, Cathy Beesley, vs. Bradley (1/24/85)
Season: 98, Pam Tanner (1988-89)
Career: 309, Pam Tanner (1985-89)

Assists:
Game: 17, Tami Baalke, vs. Bradley (2/24/91)
Season: 203, Kristi Cirone (2008-09)
Career: 681, Kristi Cirone (2005-09)

Blocked Shots:
Game: 8, Leslie Ferrell, vs. Missouri State (2/8/88)
8, Hannah Green at Missouri State (1/20/17)
Season: 78, Nicolle Lewis (2008-09)
Career: 260, Nicolle Lewis (2006-10)

Kristi Cirone (2005-09)

ILLINOIS STATE TEAM RECORDS

Most Points:
Game: 111, vs. Calvin College (12/20/75)
Season: 2,717 (1980-81)

Field Goals Made:
Game: 50, vs. Loyola-Chicago (3/2/78)
Season: 1,138 (1980-81)

Field Goal Percentage:
Game: .662, vs. Bradley (1/28/84)
Season: .513 (611-1,192), 2000-01

Most Three-Point Field Goals:
Game: 16, vs. Illinois (12/21/04)
Season: 221 (2004-05)

3FG Percentage:
Game: 1.000 (Six times), last vs. Missouri St. (2/17/94)
Season: .396 (103-260), 1989-90

Free Throws Made:
Game: 32, vs. Missouri (11/24/96)
Season: 498 (1987-88)

Free Throw Percentage:
Game: 1.000, seven times
Last at Ball State (12/4/07)
Season: .752 (498-662), 1988-89

Rebounds:
Game: 66, vs. Farleigh Dickinson (12/4/93)
Season: 1,437 (2008-09)

Assists:
Game: 32, three times
Last at Western Illinois (2/15/90)
Season: 634, twice
1987-88 and 2008-09

Blocked Shots:
Game: 15, vs. Omaha (11/29/15)
Season: 157 (2008-09)

Steals:
Game: 31, vs. Valparaiso (1/10/87)
Season: 385 (1979-80)

Most Points Scored:
Game: 111, vs. Calvin (2/7/76)

Top Home Crowd:
Game: 6,075, vs. California (4/1/2010)

Cathy Boswell (1979-83)

5 Illinois State (46-54).indd 51 11/23/2020 1:48:54 PM

ILLINOIS STATE ALL-TIME VS. MVC TEAMS

Bradley
(Illinois State leads 49-29)

1/23/84	at Illinois State	W	102-52
2/23/84	at Bradley	W	99-71
1/25/85	at Bradley	W	93-62
2/23/85	at Illinois State	W	63-50
1/29/86	at Illinois State	W	75-68
3/1/86	at Bradley (2OT)	W	102-95
1/28/86	at Bradley	L	74-82
2/27/87	at Illinois State	L	76-80
12/30/87	at Illinois State	W	83-70
2/24/88	at Bradley	L	79-85
1/21/89	at Illinois State	W	88-56
2/16/89	at Bradley	W	71-55
1/17/90	at Bradley	L	66-68
2/17/90	at Illinois State	W	80-59
1/23/91	at Illinois State	W	71-65
2/24/91	at Bradley	W	83-69
1/3/92	at Bradley	W	81-69
3/8/92	at Illinois State	L	54-59
1/23/93	at Bradley	W	83-68
2/3/93	at Illinois State	L	66-77
1/24/94	at Illinois State	L	57-69
2/21/94	at Bradley	W	93-78
1/28/95	at Bradley	W	73-69
2/23/95	at Illinois State	L	47-75
1/2/96	at Illinois State	W	80-75
3/3/96	at Bradley	W	83-71
3/7/96	$at Drake (OT)	W	80-75
1/23/97	at Illinois State	W	80-64
2/20/97	at Bradley	L	58-61
1/9/98	at Illinois State	W	78-54
2/7/98	at Bradley (2OT)	W	83-80
12/28/98	at Bradley (OT)	W	95-93
2/23/99	at Illinois State	W	70-62
1/16/00	at Bradley	W	80-67
2/12/00	at Illinois State	L	60-61
12/30/00	at Illinois State	W	79-60
3/1/01	at Bradley	L	54-83
1/6/02	at Bradley	L	36-71
2/3/02	at Illinois State	W	70-62
1/11/03	at Bradley	L	59-63
2/9/03	at Illinois State	L	54-70
1/4/04	at Illinois St. (OT)	W	79-78
3/4/04	at Bradley	L	71-87
1/21/05	at Bradley	L	55-57
2/20/05	at Illinois State	W	69-67
1/15/06	at Bradley	L	63-71
2/12/06	at Illinois State	W	66-51
1/28/07	at Illinois State	W	55-47
2/23/07	at Bradley	W	75-66
3/9/07	$at Drake	W	75-60
1/13/08	at Bradley	W	94-61
2/10/08	at Illinois State	W	79-46
1/30/09	at Bradley	W	74-58
2/26/09	at Illinois State	W	82-61
1/31/10	at Bradley	W	68-53
2/25/10	at Illinois State	W	71-58
12/30/10	at Illinois State	W	83-69
3/3/11	at Bradley	W	71-63
1/12/12	at Bradley	W	67-65
2/12/12	at Illinois State	W	82-63
1/6/13	at Illinois State	W	81-65
3/7/13	at Bradley	L	69-71
3/15/13	$at St. Charles	W	59-48
2/2/14	at Bradley	L	62-64
2/27/14	at Illinois State	L	58-59
1/30/15	at Illinois State	L	55-58
3/1/15	at Bradley	L	50-60
1/22/16	at Illinois State	W	54-59
2/21/16	at Bradley	L	38-52
1/1/17	at Illinois State	W	71-63
3/4/17	at Bradley	L	59-70
12/31/17	at Illinois State	L	42-62
3/3/18	at Bradley	W	53-41
1/26/19	at Illinois State	L	68-79
2/22/19	at Bradley	L	65-75
3/15/19	$at Moline	W	61-55
1/10/20	at Bradley	L	76-61
2/7/20	at Illinois State	L	66-62

Drake
(Drake leads 48-35)

12/7/81	at Drake	L	53-74
3/5/82	$Neutral site	L	64-70
2/4/83	at Illinois State	W	78-73
1/19/84	at Drake	W	86-84
2/18/84	at Illinois State	L	61-64
2/3/85	at Illinois State	L	78-88
2/27/85	at Drake	W	79-74
1/11/86	at Drake	L	61-75
2/7/86	at Illinois State	L	56-59
1/11/87	at Drake	W	57-52
2/4/87	at Illinois State	W	68-67
1/4/88	at Drake	W	76-55
1/28/88	at Illinois State	L	74-80
3/4/88	at Illinois State	W	58-54
1/12/89	at Drake	W	77-51
2/11/89	at Illinois State	W	76-59
1/27/90	at Illinois State	W	72-62
2/22/90	at Drake	W	57-55
1/8/91	at Drake	W	77-71
1/26/91	at Illinois State	W	76-63
1/18/92	at Drake	L	62-74
2/13/92	at Illinois State	W	58-55
1/7/93	at Illinois State	L	62-71
2/27/93	at Drake	L	65-69
1/4/94	at Drake	W	74-70
3/2/94	at Illinois State	W	82-66
1/2/95	at Illinois State	L	72-74
3/5/95	at Drake	L	68-105
3/9/95	at Drake	L	63-82
1/20/96	at Illinois State	W	56-55
2/17/96	at Drake	L	68-82
1/10/97	at Illinois State	W	83-78
2/8/97	at Drake	L	77-79
1/15/98	at Drake	L	60-86
2/12/98	at Drake	L	69-70
1/9/99	at Drake	L	55-91
2/6/99	at Illinois State	L	59-67
1/27/00	at Drake	L	54-74
2/27/00	at Illinois State	L	57-72
1/14/01	at Illinois State	L	64-77
2/9/01	at Drake	L	59-68
1/10/02	at Illinois State	L	58-70
2/9/02	at Drake	L	66-77
2/1/03	at Illinois State	L	52-68
2/27/03	at Drake	L	46-65
1/12/04	at Drake	L	60-73
2/8/04	at Illinois State	W	57-54
1/6/05	at Drake	L	47-68
2/4/05	at Illinois State	W	85-60
1/28/06	at Drake (OT)	L	73-76
2/23/06	at Illinois State	W	75-61
12/31/06	at Illinois State	W	64-50
3/1/07	at Drake	W	67-61
1/31/08	at Illinois St. (OT)	W	88-84
3/2/08	at Drake	L	66-72
3/16/08	$at St. Charles	W	70-62
1/3/09	at Illinois State	W	61-51
3/5/09	at Drake	W	64-57
12/31/09	at Illinois State	W	77-58
3/6/10	at Drake	W	80-66
1/22/11	at Illinois State	W	60-45
2/17/11	at Drake	L	58-67
1/22/12	at Illinois St. (OT)	W	71-69
2/19/12	at Drake	W	65-51
3/9/12	$at St. Charles	L	54-56
1/13/13	at Drake	W	71-66
2/8/13	at Illinois State	W	81-57
1/3/14	at Illinois State	W	80-71
3/8/14	at Drake	L	66-67
1/9/15	at Drake	L	51-86
2/8/15	at Illinois State	L	47-70
1/17/16	at Drake	L	41-76
2/12/16	at Illinois State	L	58-98
1/15/17	at Illinois State	L	36-87
2/10/17	at Drake	L	49-101
3/101/7	$at Moline	L	40-64
1/26/18	at Illinois State	L	58-65
2/25/18	at Drake	L	64-80
1/6/19	at Illinois State	L	64-82
3/7/19	at Drake	L	61-88
3/16/19	$at Moline	L	54-65
1/24/20	at Illinois State	L (OT)	69-67
2/22/20	at Drake	L	87-82

Evansville
(Illinois State leads 36-19)

1/14/95	at Illinois State	W	83-58
2/9/95	at Evansville	W	84-74
1/27/96	at Evansville	W	67-65
2/25/96	at Illinois State	W	95-80
1/3/97	at Evansville	W	68-45
1/30/97	at Illinois State	W	71-64
1/4/98	at Evansville	W	71-66
1/29/98	at Illinois State	W	73-60
1/2/99	at Illinois State	L	66-75
1/28/99	at Evansville	L	60-88
12/31/99	at Illinois State	L	45-73
2/24/00	at Evansville	L	54-93
1/25/01	at Evansville	W	61-60
2/20/01	at Illinois State	W	60-52
1/17/02	at Evansville	L	57-70
2/15/02	at Illinois St. (OT)	L	71-77
1/25/03	at Evansville (OT)	W	75-73
2/20/03	at Illinois State	L	63-70
1/16/04	at Illinois State	W	91-64
2/12/04	at Evansville	W	86-56
1/27/05	at Illinois State	L	63-77
2/25/05	at Evansville (OT)	L	78-87
1/1/06	at Illinois State	L	62-78
3/1/06	at Evansville	W	79-66
1/6/07	at Evansville	W	89-81
2/2/07	at Illinois State	L	65-70
1/3/08	at Evansville	W	75-67
3/8/08	at Illinois State	W	87-72
1/22/09	at Illinois State	W	75-62
2/21/09	at Evansville	W	67-54
3/13/09	$at St. Charles	L	60-73
1/23/10	at Illinois State	W	75-46
2/18/10	at Evansville	W	67-50
1/29/11	at Evansville	W	61-50
2/24/11	at Illinois State	W	49-39
1/1/12	at Illinois State	W	62-49
3/1/12	at Evansville	W	62-59
1/17/13	at Illinois State	L	57-71
2/16/13	at Evansville	W	64-46
1/19/14	at Evansville	W	78-54
2/14/14	at Illinois State	L	62-75
1/16/15	at Illinois State	L	50-62
2/15/15	at Evansville	L	52-69
3/12/15	$at St. Charles	L	51-55
1/29/16	at Evansville	W	64-57
2/28/16	at Illinois State	W	65-59
3/10/16	$at Moline (OT)	L	59-61
1/27/17	at Illinois State	W	71-58
2/26/17	at Evansville	L	56-60
1/19/18	at Evansville	W	67-43
2/18/18	at Illinois State	W	70-44
1/13/19	at Evansville	W	72-61
2/8/19	at Illinois State	W	82-59
1/5/20	at Illinois State	W	81-58
3/5/20	at Evansville	W	68-51

Indiana State
(Illinois State leads 53-45)

1/15/72	at Illinois State	W	44-26
2/17/73	at Illinois State	L	48-59
3/9/73	at Illinois State	L	45-57
1/16/74	at Illinois State	W	49-41
3/8/74	at Illinois State	W	58-41
2/7/75	at Illinois State	L	54-66
3/66/75	at Illinois State	W	58-49
2/24/76	at Illinois State	L	62-71
3/12/76	at Illinois State	L	63-65
2/19/77	at Indiana State	L	68-69
3/11/77	at Illinois State	L	60-75
2/18/78	at Illinois State	W	77-43
2/17/79	at Indiana State	L	60-81
2/15/80	at Indiana State	W	65-59
1/2/81	at Illinois State	W	79-77
2/20/81	at Indiana State	W	78-64
2/18/82	at Illinois State	W	82-60
1/18/83	at Indiana State	W	82-57
1/14/84	at Illinois State	W	75-54
2/11/84	at Indiana State	W	67-51
1/19/85	at Illinois State	W	91-69
2/16185	at Indiana State	W	85-61
1/5/86	at Illinois State	W	74-50
3/5/86	at Indiana State	W	77-70
1/20/87	at Illinois State	W	81-68
2/18/87	at Indiana State	L	62-71
1/13/88	at Indiana State	L	56-65
2/12/88	at Illinois State	W	95-53
1/9/89	at Illinois State	W	71-60
2/1/89	at Indiana State	W	86-65
1/12/90	at Indiana State	W	79-64
2/9/90	at Illinois State	W	70-49
1/3/91	at Illinois State	W	69-51
3/1/91	at Indiana State	L	78-82
2/1/92	at Indiana State	L	64-71
3/1/92	at Illinois State	W	79-62
1/18/93	at Indiana State	L	72-73
2/19/93	at Illinois State	W	71-50
1/7/94	at Illinois State	L	51-65
2/4/94	at Indiana St. (OT)	W	76-73
1/21/95	at Illinois State	L	65-73
2/18/95	at Indiana State	L	62-85
1/7/96	at Indiana State	W	82-63
2/3/96	at Illinois State	W	77-43
12/29/96	at Illinois State	W	80-54
3/1/97	at Indiana State	W	78-59
12/31/97	at Illinois State	L	48-57
2/26/98	at Indiana State	L	65-68
3/4/98	$at Missouri St.	L	57-68
1/23/99	at Indiana State	L	57-65
2/20/99	at Illinois State	L	67-75
1/5/00	at Illinois State	L	58-71
2/5/00	at Indiana State	L	53-67
1/20/01	at Indiana State	L	67-76
2/16/01	at Illinois State	L	60-82
12/29/01	at Indiana State	L	51-57
2/28/02	at Illinois State	W	70-67
1/4/03	at Illinois State	L	51-70
3/5/03	at Indiana State	L	54-74
1/24/04	at Illinois State	L	73-83
2/22/04	at Indiana St. (OT)	W	80-76
3/11/04	$at Missouri St.	W	77-63
1/1/05	at Illinois State	W	82-73
3/5/05	at Indiana State	L	48-68
3/12/05	at Illinois State	W	72-70
1/7/06	at Indiana State	L	76-92
2/4/06	at Illinois State	L	71-75
1/19/07	at Indiana State	W	89-81
2/18/07	at Illinois State	L	66-76
1/19/08	at Illinois State	W	77-70
2/15/08	at Indiana State	W	91-56
1/10/09	at Indiana State	L	65-72
2/7/09	at Illinois State	W	69-48
1/8/10	at Indiana State	W	69-53
2/6/10	at Illinois State	W	90-61
3/12/10	$at St. Charles	W	76-39
1/8/11	at Indiana State	L	55-74
2/5/11	at Illinois State	W	75-52
3/5/11	$at St. Charles	L	51-80
1/6/12	at Indiana State	L	53-67
2/3/12	at Illinois State	W	78-67
1/25/13	at Illinois State	W	66-65
2/24/13	at Indiana State	W	63-54
1/12/14	at Indiana State	L	44-47
2/7/14	at Illinois State	W	53-50
1/18/15	at Illinois State	L	36-60
2/13/15	at Indiana State	L	65-74
1/10/16	at Indiana State	L	56-63
2/5/16	at Illinois State	W	73-62
1/8/17	at Indiana State	L	49-63
2/3/17	at Illinois State	L	47-65
3/9/17	$at Moline	W	51-44
1/21/18	at Indiana State	L	49-52
2/16/18	at Illinois State	W	63-53
1/11/19	at Indiana State	L	44-59
2/10/19	at Illinois State	W	78-70
1/3/20	at Illinois State	W	83-69
3/7/20	at Indiana State	W	62-55

Loyola
(Illinois State leads 12-7)

3/2/78	Neutral site	W	108-42
12/11/04	at Loyola	W	62-58
11/20/05	at Illinois State	W	82-56
11/14/06	at Loyola	W	77-66
11/29/07	at Illinois State	W	82-51
1/31/14	at Loyola	W	65-54
3/2/14	at Illinois State	W	69-61
2/1/15	at Illinois State	W	72-56
2/27/15	at Loyola	L	53-67
1/24/16	at Illinois State	L	41-57
2/19/16	at Loyola	L	61-73
1/6/17	at Loyola	L	61-64
2/5/17	at Illinois State	W	63-51
1/7/18	at Loyola	L	59-62
2/2/18	at Illinois State	W	57-49
2/1/19	at Loyola	L	59-62
2/28/19	at Illinois State	W	65-52
1/19/20	at Loyola	L	69-64
2/14/20	at Illinois State	W (2OT)	86-85

Missouri State
(Missouri State leads 45-33)

2/2/84	at Missouri State	W	54-36
3/3/84	at Illinois State	W	102-67
1/10/85	at Illinois State	W	84-37
2/9/85	at Missouri State	W	77-65
1/17/86	at Illinois State	W	94-59
2/15/86	at Missouri State	W	80-75
1/3/87	at Illinois State	L	85-86
1/31/87	at Missouri State	L	71-86
1/7/88	at Illinois State	W	81-65
2/4/88	at Missouri State	W	64-58
1/26/89	at Missouri State	W	87-66
2/25/89	at Illinois State	W	77-58
1/6/90	at Illinois State	W	80-68
2/3/90	at Missouri State	L	68-74
3/9/90	$at So. Illinois	W	86-79
1/10/91	at Illinois St. (OT)	L	79-84
2/9/91	at Missouri State	L	53-76
1/9/92	at Illinois State	W	79-73
2/8/92	at Missouri State	L	47-65
1/30/93	at Missouri State	L	47-83
2/11/93	at Illinois State	L	46-91
1/15/94	at Missouri State	L	44-70
2/12/94	at Illinois State	L	55-71
1/7/95	at Missouri State	L	62-64
2/4/95	at Illinois State	W	60-57
1/14/96	at Missouri State	L	64-72
2/11/96	at Illinois State	W	61-57
3/9/96	$at Drake	L	56-59
1/20/97	at Missouri St. (OT)	W	61-60
2/14/97	at Illinois State	L	64-80
1/25/98	at Missouri State	L	56-63
2/22/98	at Missouri State	L	53-81
1/14/99	at Illinois State	L	65-80
2/12/99	at Missouri State	L	69-82
1/20/00	at Illinois State	L	46-80
2/18/00	at Missouri State	L	55-84
1/6/01	at Illinois State	L	51-86
2/3/01	at Missouri State	L	69-81
1/26/02	at Illinois State	L	55-59
2/22/02	at Missouri State	L	63-76
1/16/03	at Illinois State	W	58-54
2/13/03	at Missouri State	W	60-56
1/31/04	at Missouri State	L	75-96
2/26/04	at Illinois State	L	47-64
3/12/04	$at Missouri State	L	72-93
1/14/05	at Illinois State	L	57-80
2/10/05	at Missouri State	L	64-72
3/10/05	at Illinois State	W	61-57
1/20/06	at Illinois State	W	64-55
2/19/06	at Missouri State	L	53-68
1/13/07	at Illinois State	W	76-47
2/10/07	at Missouri State	W	65-48
1/25/08	at Missouri State	W	95-59
2/24/08	at Illinois State	W	78-66
1/19/09	at Missouri State	W	83-70
2/12/09	at Illinois State	W	70-59
1/18/10	at Missouri State	W	81-72
2/14/10	at Illinois State	W	82-72
1/11/11	at Missouri State	L	61-76
2/12/11	at Illinois State	W	78-59
1/29/12	at Missouri State	L	68-83
2/26/12	at Illinois St. (OT)	L	76-80
2/3/13	at Missouri State	L	76-91
3/3/13	at Illinois State	W	81-60
1/27/14	at Illinois State	L	72-75
2/23/14	at Missouri State	W	66-57
1/25/15	at Missouri State	L	35-58
2/22/15	at Illinois State	L	78-90
1/1/16	at Illinois State	L	51-73
3/5/16	at Missouri State	L	41-70
1/20/17	at Missouri State	L	60-65
2/19/17	at Illinois State	L	44-77
1/12/18	at Illinois State	L	50-56
2/11/18	at Missouri State	L	58-75
1/20/19	at Illinois State	L	47-59
2/15/19	at Missouri State	W	60-56
2/2/20	at Missouri State	L	87-74
2/27/20	at Illinois State	W	78-66

Northern Iowa
(Illinois State leads 45-36)

12/3/76	at Illinois State	L	55-70
1/14/78	at Illinois State	W	91-50
1/21/84	at UNI	W	80-60
2/16/84	at Illinois State	W	75-42
2/1/85	at Illinois State	W	99-65
3/1/85	at UNI	W	81-65
1/9/86	at UNI	W	86-64
2/9/86	at Illinois State	W	83-62
1/8/87	at UNI	W	81-65
2/7/87	at Illinois State	W	79-59
1/2/88	at UNI	W	86-72
1/30/88	at Illinois State	W	89-67
1/14/89	at UNI	W	93-68
2/9/89	at Illinois State	W	83-65
1/25/90	at Illinois State	W	82-68
2/24/90	at UNI	W	81-58
1/6/91	at UNI	W	72-66
2/2/91	at Illinois State	W	80-63
1/16/92	at UNI	W	79-59
2/15/92	at Illinois State	W	75-54
1/9/93	at Illinois State	W	72-67
3/1/93	at UNI	W	67-66
1/20/94	at Illinois State	W	67-59
2/17/94	at UNI (OT)	L	78-82
1/26/95	at UNI	L	56-63
2/25/95	at Illinois State	W	77-51
1/4/96	at Illinois State	W	76-65
2/28/96	at UNI	W	75-69
1/25/97	at Illinois State	W	71-61
2/22/97	at UNI	W	68-66
1/11/98	at Illinois State	W	83-70
2/5/98	at UNI	L	68-78
12/30/98	at UNI	L	59-65
2/28/99	at Illinois State	W	74-61
1/13/00	at UNI	L	53-72
2/10/00	at Illinois State	L	53-73
1/1/01	at Illinois State	L	65-76
3/3/01	at UNI	L	76-80
1/4/02	at UNI	L	44-53
1/31/02	at Illinois State	L	57-71
1/9/03	at UNI	L	55-69
2/9/03	at Illinois State	L	59-71
1/2/04	at Illinois State	W	83-74
3/6/04	at UNI	L	63-72
1/23/05	at UNI	L	56-64
2/27/05	at Illinois State	L	64-69
3/11/05	at Illinois State	W	58-48
1/12/06	at UNI	L	69-75
2/10/06	at Illinois State	L	53-61
3/10/06	$at Missouri St.	L	62-70
1/25/07	at UNI	W	60-58
2/25/07	at Illinois St. (OT)	L	73-74
1/10/08	at Illinois State	W	74-53
2/7/08	at UNI	L	62-64
2/1/09	at UNI	W	67-55
3/1/09	at Illinois St. (OT)	L	73-76
1/28/10	at UNI	W	70-64
2/28/10	at Illinois State	W	69-66
3/13/10	$at St. Charles	L	59-61
1/1/11	at Illinois State	W	69-60
3/5/11	at UNI	L	54-72
1/14/12	at UNI	L	73-79
2/10/12	at Illinois State	W	84-68
1/4/13	at Illinois State	W	72-41
3/9/13	at UNI	W	66-61
1/5/14	at Illinois State	L	63-83
3/6/14	at UNI	L	70-89
3/14/14	$at St. Charles	W	65-63
1/11/15	at UNI	L	43-71
2/6/15	at Illinois State	L	52-59
1/15/16	at UNI	L	51-65
2/14/16	at Illinois State	L	35-61
1/13/17	at Illinois State	L	40-78
2/12/17	at UNI	L	51-82
1/28/18	at Illinois State	L	36-58
2/23/18	at UNI	L	48-66
3/9/18	$at Moline	L	36-56
1/4/19	at Illinois State	W	66-64
3/9/19	at UNI	W	54-53
1/26/20	at Illinois State	W	65-57
2/20/20	at UNI	W (OT)	69-61

Southern Illinois
(Illinois State leads 60-44)

2/5/72	at Illinois State	W	53-44
2/19/72	at Illinois State	W	61-45
3/3/72	at Illinois State	W	54-36
1/28/73	at Illinois State	L	27-38
3/3/73	at Illinois State	W	52-36
1/18/74	at So. Illinois	W	47-31
2/10/74	at So. Illinois	W	65-41
3/2/74	at Illinois State	W	42-36
3/1/75	at Illinois State	W	67-47
2/27/76	at Illinois State	L	67-69
3/6/76	at Illinois State	W	68-55
2/11/77	at Illinois State	W	66-58
12/17/77	at Illinois State	L	57-82
1/26/78	at So. Illinois	L	48-61
3/4/78	at Illinois State	W	66-63
2/8/80	at So. Illinois	W	66-62
1/21/81	at Illinois State	W	96-80
2/7/81	at Illinois State	W	73-65
3/5/81	at Illinois State	W	85-71
1/12/82	at So. Illinois	W	73-56
3/4/82	$Neutral site	W	73-56
2/1/83	at Illinois State	W	78-67
3/11/83	$at Illinois State	W	62-54
1/5/84	at Illinois State	L	58-64
3/7/84	at So. Illinois	W	74-62
1/5/85	at So. Illinois	W	62-61
3/4/85	at Illinois State	W	65-63
1/25/86	at So. Illinois	L	47-67
2/21/85	at Illinois State	L	46-58
1/15/87	at Illinois State	L	49-66
2/14/87	at So. Illinois	L	61-69
1/21/88	at So. Illinois	W	79-59
2/20/88	at Illinois State	W	78-77
1/2/89	at Illinois State	W	76-53
3/3/89	at So. Illinois	L	51-53
3/9/89	at Illinois State	W	70-53
1/2/90	at So. Illinois	W	81-74
2/28/90	at Illinois State	L	61-70
3/10/90	at So. Illinois	L	54-71
1/19/91	at So. Illinois	L	51-58
2/14/91	at Illinois State	W	74-58
3/6/91	at So. Illinois	L	42-66
1/23/92	at Illinois State	L	55-75
2/22/92	at So. Illinois	L	49-59
3/11/92	at So. Illinois	L	64-78
1/16/93	at So. Illinois	L	64-73
2/21/93	at Illinois State	L	65-77
3/4/93	at So. Illinois	L	57-68
2/7/94	at So. Illinois	L	77-82
2/19/94	at Illinois State	L	61-76
1/12/95	at Illinois State	L	72-77
2/11/95	at So. Illinois	L	58-92
1/25/96	at So. Illinois	L	54-89
2/22/96	at Illinois State	W	68-61
3/8/96	$at Drake	W	64-59
1/5/97	at So. Illinois	L	49-60
2/1/97	at Illinois State	W	63-47
1/6/98	at So. Illinois	W	59-58
1/31/98	at Illinois State	L	54-57
1/2/99	at Illinois State	L	68-69
1/30/99	at So. Illinois	L	51-61
1/2/00	at Illinois State	W	59-47
3/2/00	at So. Illinois	L	47-49
1/27/01	at So. Illinois	L	55-70
2/25/01	at Illinois State	L	47-58
1/20/02	at So. Illinois	W	69-67
2/17/02	at Illinois State	L	51-64
1/23/03	at So. Illinois	W	65-56
2/22/03	at Illinois State	L	69-74
1/18/04	at Illinois State	W	86-56
2/14/04	at So. Illinois	W	85-63
1/29/05	at Illinois State	W	81-44
2/27/05	at So. Illinois	W	66-59
12/30/05	at Illinois State	L	65-87
3/4/06	at So. Illinois (OT)	L	58-59
1/4/07	at So. Illinois	W	84-72
2/4/07	at Illinois State	L	66-79
1/5/08	at So. Illinois	W	82-78
3/6/08	at Illinois State	L	69-72
3/14/08	$at St. Charles	W	77-65
1/24/09	at Illinois State	W	75-51
2/19/09	at So. Illinois	W	71-68
1/21/10	at So. Illinois	W	88-78
2/20/10	at So. Illinois	W	80-63
1/27/11	at So. Illinois	W	82-44
2/27/11	at Illinois State	W	87-62
12/30/11	at Illinois State	W	75-51
3/3/12	at So. Illinois	W	72-50
1/19/13	at Illinois State	W	89-41
2/14/13	at So. Illinois	W	71-68
1/17/14	at So. Illinois	W	76-59
2/16/14	at Illinois St. (OT)	W	68-63
1/4/15	at Illinois State	L	56-65
3/7/15	at So. Illinois	L	69-54
1/31/16	at So. Illinois	L	71-76
2/25/16	at Illinois State	L	55-68
1/29/17	at Illinois State	L	56-63
2/24/17	at So. Illinois	L	48-57
1/14/18	at Illinois State	W	49-46
2/9/18	at So. Illinois	W	39-36
1/18/19	at Illinois State	W	60-52
2/17/19	at So. Illinois	W	68-66
1/31/20	at So. Illinois	W	62-54
3/1/20	at Illinois State	W	66-56

Valparaiso
(Illinois State leads 7-3)

1/3/80	Neutral Site	W	84-35
12/19/99	at Illinois State	L	74-60
12/22/00	at Valparaiso	W	60-56
11/19/16	at Illinois State	W	77-56
1/5/18	at Valparaiso	L	50-56
2/4/18	at Illinois State	W	63-55
2/3/19	at Valparaiso	W	70-67
3/3/19	at Illinois State	W	74-53
1/17/20	at Valparaiso	W	72-60
2/16/20	at Illinois State	L	78-70

$MVC Tournament game

5 Illinois State (46-54).indd 52 11/23/2020 1:48:54 PM

ILLINOIS STATE YEAR-BY-YEAR RESULTS

1981-82 (19-15)
Coaches: Jill Hutchison, Melinda Fischer

N18	Wisconsin	W	71-55
N21	at Illinois-Chicago	W	77-55
N26	%Louisiana Tech	L	56-71
N27	%Missouri	L	55-79
N28	%at Wayland Baptist	L	61-73
D2	at Missouri	L	60-74
D7	at Drake	L	53-74
D10	&Jackson State	W	82-56
D11	&Penn State	W	74-69
D12	&at La Tech	L	42-67
D30	at Indiana	W	77-69
J4	at UCLA	W	65-62
J6	at USC	L	73-92
J8	at Cal Poly-Pom.	L	53-71
J12	at Southern Illinois	W	73-56
J14	Long Beach State	W	75-56
J23	Michigan State	W	81-58
J26	Northwestern	W	63-60
J30	Ohio State	W	67-60
F3	at Northern Illinois	W	71-60
F6	Cincinnati	W	81-48
F8	Western Illinois	W	80-53
F10	at Dayton	L	53-55
F12	Western Michigan	W	96-59
F18	Indiana State	W	82-60
F20	at DePaul	L	73-94
F23	Illinois	L	70-85
F26	Detroit	L	52-62
M3	#Creighton	W	68-51
M4	#at Southern Illinois	W	73-56
M5	#Drake	L	64-70
M25	*Temple	W	74-69
M26	*Oregon State	L	61-76
M27	*BYU	L	73-78

%Queens Classic; &Louisiana Tech Dial Classic; #MVC Tournament; *WNIT

1982-83 (20-10)
Coaches: Jill Hutchison, Melinda Fischer

N20	Illinois-Chicago	W	103-47
N24	Oregon	W	77-67
N26	Oregon State	W	60-56
N30	at Kansas State	L	70-80
D4	at Michigan State	W	82-73
D9	%Auburn	L	72-73
D10	%NW State	L	67-78
D11	%Tulane	W	89-54
D18	at Illinois	W	72-66
D28	Indiana	W	73-49
D30	at Ohio State	L	61-78
J6	&vs. Victoria	W	56-52
J7	&at Oregon State	L	57-89
J14	at Cincinnati	W	77-70
J18	at Indiana State	W	82-57
J20	at Eastern Illinois	W	80-70
J24	at Western Illinois	W	73-58
J28	INew Hampshire	W	83-74
J29	Iat Old Dominion	L	66-72
F1	Southern Illinois	W	78-67
F4	Drake	W	78-73
F13	Louisiana Tech	L	66-81
F16	at Wisconsin (OT)	L	75-77
F19	Notre Dame	L	47-48
F23	DePaul	W	68-60
F26	at Detroit	W	66-47
M5	*Western Illinois	W	76-60
M9	*Eastern Illinois	W	94-64
M11	*Southern Illinois	W	62-54
M19	+at Kansas State	L	72-91

%Louisiana Tech Dial Classic; &Oregon State Classic; IOld Dominion Classic; *Gateway Tournament; +NCAA Tournament

1983-84 (23-8; 15-3 GC)
Coaches: Jill Hutchison, Melinda Fischer

N22	at Illinois-Chicago	W	80-71
N27	Cincinnati	W	67-57
D2	&Victoria	W	80-53
D3	&Delta State	L	78-81
D5	Wisconsin	W	70-69
D10	at Louisville	W	71-60
D27	at Oregon	L	63-74
D30	at Long Beach State	L	63-105
J5	*Southern Illinois	L	58-64
J7	*Eastern Illinois	L	60-65
J11	at DePaul	W	78-61
J14	*Indiana State	W	75-54
J19	*at Drake	W	86-84
J21	*at UNI	W	80-60
J26	*Western Illinois	W	85-57
J28	*Bradley	W	102-52
F2	*at Missouri State	W	85-75
F4	*at Wichita State	W	77-55
F8	at Notre Dame	W	61-59
F11	*at Indiana State	W	67-51
F16	*UNI	W	75-42
F18	*Drake	L	61-64
F23	*at Bradley	W	99-71
F25	*at Western Illinois	W	76-66
M1	*Wichita State	W	73-61
M3	*Missouri State	W	102-67
M5	*at Eastern Illinois	W	82-52
M7	*at Southern Illinois	W	74-62
M22	#Clemson	L	61-81
M23	#Oklahoma	L	65-67
M24	#Utah	W	82-61

&Redbird Classic; *Gateway game; #WNIT

1984-85 (23-6; 17-1 GC)
Coaches: Jill Hutchison, Melinda Fischer

N17	at Wisconsin	W	57-46
N21	at Ohio State	L	51-87
N23	at Cincinnati	L	72-79
N27	Kansas State	W	69-68
D1	Louisville	W	74-57
D6	Illinois	W	76-72
D9	at Iowa	L	57-65
D21	at Arizona State	L	70-91
D22	at Arizona	W	69-55
J3	*at Eastern Illinois	W	80-65
J5	*at Southern Illinois	W	62-61
J10	*Missouri State	W	84-37
J12	*Wichita State	W	74-64
J16	Illinois-Chicago	W	83-35
J19	*Indiana State	W	91-69
J24	*at Bradley	W	93-62
J26	*at Western Illinois	W	81-64
F1	*UNI	W	99-65
F3	*Drake	L	78-88
F7	*at Wichita State	W	68-48
F9	*at Missouri State	W	77-65
F16	*at Indiana State	W	85-61
F20	*Western Illinois	W	99-63
F23	*Bradley	W	63-50
F27	*at Drake	W	79-74
M1	*at UNI	W	91-65
M4	*Southern Illinois	W	65-63
M6	*Eastern Illinois	W	89-74
M15	#at Louisiana Tech	L	57-81

*Gateway game; #NCAA Tournament

1985-86 (16-12; 12-6 GC)
Coach: Jill Hutchison

N23	at Michigan State	L	66-78
N27	Arizona	L	71-73
N30	Arizona State	L	59-80
D3	at Illinois	L	59-81
D6	%at Louisiana Tech	L	55-92
D7	%West Virginia	W	75-66
D15	Ohio State	L	42-74
D19	Cincinnati	W	69-64
D22	Wisconsin (OT)	W	64-57
J2	at Illinois-Chicago	W	74-44
J5	*Indiana State	W	74-50
J9	*at UNI	W	86-64
J11	*at Drake	L	61-75
J17	*Missouri State	W	94-59
J19	*Wichita State	W	64-59
J23	*at Eastern Illinois	L	64-73
J25	*at Southern Illinois	L	47-67
J29	*Bradley	W	75-68
F1	*Western Illinois	W	71-50
F7	*Drake	L	56-59
F9	*UNI	W	83-62
F13	*at Wichita State	L	66-73
F15	*at Missouri State	W	80-75
F21	*Southern Illinois	L	46-58
F23	*Eastern Illinois	W	91-69
F26	*at Western Ill.	W	76-54
M1	*at Bradley (2OT)	W	102-95
M5	*at Indiana State	W	77-70

%Louisiana Tech Dial Classic; *Gateway game

1986-87 (12-15; 10-8 GC)
Coach: Jill Hutchison

N28	%Ohio	W	90-62
N29	%at Kentucky	L	70-78
D2	Illinois	L	58-65
D5	at Minnesota	L	67-72
D13	Iowa	L	56-71
D16	Michigan State	L	65-71
D18	at Cincinnati	W	72-56
D20	at Vanderbilt	L	57-86
D28	*at Bradley	L	74-82
D30	*at W. Illinois (2OT)	W	80-76
J3	*Missouri State	L	85-86
J5	*Wichita State	W	70-53
J8	*at UNI	W	81-65
J11	*at Drake	W	57-52
J15	*Southern Illinois	L	49-66
J18	*Eastern Illinois	W	78-77
J20	*Indiana State	W	81-68
J24	at Western Kentucky	L	60-63
J29	*at Wichita State	W	65-64
J31	*at Missouri State	L	71-86
F4	*Drake	W	68-67
F7	*UNI	W	79-59
F12	*at Eastern Illinois	L	63-67
F14	*at Southern Illinois	L	61-69
F18	*at Indiana State	L	62-71
F25	*Western Illinois	W	83-59
F27	*Bradley	L	76-80

%Lady Kat Invitational; *Gateway game

1987-88 (20-11; 14-4 GC)
Coach: Jill Hutchison

N27	Vanderbilt	L	57-63
D1	at Illinois	W	68-59
D5	Minnesota	W	82-60
D12	at Michigan State	W	66-63
D15	at California	L	71-78
D19	at Indiana (OT)	L	71-76
D28	*Western Illinois	W	101-45
D30	*Bradley	W	83-70
J2	*at UNI	W	86-72
J4	*at Drake	W	76-55
J7	*Missouri State	W	75-55
J9	*Wichita State	W	81-65
J13	*at Indiana State	L	56-65
J16	Kentucky	W	84-78
J21	*at Southern Illinois	W	79-59
J23	*at Eastern Illinois	L	61-81
J28	*Drake	L	74-80
J30	*UNI	W	89-67
F4	*at Missouri State	W	64-58
F6	*at Wichita State	W	74-59
F9	Western Kentucky	L	64-83
F12	*Indiana State	W	95-53
F18	*Eastern Illinois	W	85-73
F20	*Southern Illinois	W	78-77
F24	*at Bradley	L	79-85
F27	*at Western Illinois	W	93-77
M4	^Drake	W	58-54
M9	^Eastern Illinois	L	79-80
M24	#UNLV	W	70-69
M25	#Purdue	L	63-77
M26	#New Orleans	L	79-91

*Gateway game; ^Gateway Tournament; #WNIT

1988-89 (23-8; 16-2 GC)
Coach: Jill Hutchison

N25	%Michigan State	W	61-54
N26	%Colorado	L	60-74
N30	at Western Kentucky	L	60-89
D3	&USC	W	76-59
D4	&Ohio State	W	75-66
D7	Illinois	L	70-74
D17	at Missouri	L	74-80
D20	Indiana	W	76-62
D30	at Bowling Green	L	73-81
J2	*Southern Illinois	W	76-53
J4	*Eastern Illinois	W	94-85
J9	*Indiana State	W	71-60
J12	*at Drake	W	77-51
J14	*at UNI	W	93-68
J19	*Western Illinois	W	89-51
J21	*Bradley	W	88-56
J26	*at Missouri State	W	87-66
J28	*at Wichita State	W	79-70
F1	*at Indiana State	W	86-65
F9	*UNI	W	83-65
F11	*Drake	W	76-59
F16	*at Bradley	W	71-55
F18	*at Western Illinois	W	88-80
F23	*Wichita State	W	81-61
F25	*Missouri State	W	77-58
M1	*at Eastern Illinois	L	67-75
M3	*at Southern Illinois	L	51-53
M6	^Eastern Illinois	W	83-71
M9	^Southern Illinois	W	70-53
M15	#Northwestern State	W	100-79
M18	#at Stanford	L	77-105

%Colorado Coors Classic; &Ohio State Buckeye Classic; *Gateway game; ^Gateway Tournament; #NCAA

1989-90 (21-11; 14-4 GC)
Coach: Jill Hutchison

N25	at Iowa State	L	70-78
N28	Western Kentucky	W	99-83
N30	Colorado	W	72-60
D5	at Illinois	L	55-67
D9	Ohio State	W	96-70
D15	at Indiana	L	81-86
D18	Bowling Green	W	94-72
D22	at Purdue	L	70-87
D30	Michigan State	W	71-55
J2	*at Southern Illinois (OT)	W	81-74
J4	*at Eastern Illinois	W	68-60
J6	*Missouri State (OT)	W	80-58
J8	*Wichita State	W	90-67
J12	*at Indiana State	W	79-64
J17	*at Bradley	L	66-68
J20	*at Western Illinois	W	82-76
J25	*UNI	W	82-68
J27	*Drake	W	72-62
F1	*at Wichita State	L	74-80
F3	*at Missouri State	L	68-74
F9	*Indiana State	W	70-49
F15	*Western Illinois	W	104-75
F17	*Bradley	W	80-59
F22	*at Drake	W	57-55
F24	*at UNI	W	81-58
F28	*Southern Illinois	L	61-70
M2	*Eastern Illinois	W	107-68
M9	*Missouri State	W	86-79
M10	^Southern Illinois	L	54-71
M22	#Miami (Fla.)	L	83-85
M23	#Maine	W	85-80
M24	#Fresno State	L	72-73

*Gateway game; ^Gateway Tournament; #WNIT

1990-91 (18-10; 13-5 GC)
Coach: Jill Hutchison

N23	Illinois	W	78-73
N25	California	W	81-61
N28	at Bowling Green	L	83-95
D2	Iowa State	W	76-66
D9	Indiana	W	67-62
D15	at Michigan State	L	72-79
D18	at James Madison	L	59-64
D21	at Old Dominion (OT)	L	93-94
D30	at Wisconsin	W	83-73
J3	*Indiana State	W	69-51
J6	*at UNI	W	72-66
J8	*at Drake	W	77-71
J10	*Missouri State (OT)	L	79-84
J12	*Wichita State	W	72-55
J17	*at Eastern Illinois	W	75-58
J19	*at Southern Illinois	L	51-58
J23	*Bradley	W	71-65
J26	*Western Illinois	W	76-63
J31	*Drake	W	82-54
F2	*UNI	W	80-63
F7	*at Wichita State	W	85-59
F9	*at Missouri State	L	53-76
F14	*Southern Illinois	W	74-58
F16	*Eastern Illinois	L	70-72
F22	*at Western Illinois	W	90-68
F24	*at Bradley	W	83-69
M1	*at Indiana State	L	78-82
M6	^at Southern Illinois	L	42-66

*Gateway game; ^Gateway Tournament

1991-92 (14-14; 11-7 GC)
Coach: Jill Hutchison

N22	Michigan State	L	52-64
N26	at Illinois	L	67-75
D1	Missouri	W	61-59
D6	%Arizona	W	73-59
D7	%at Northwestern	L	52-79
D14	Bowling Green	L	55-71
D16	Purdue	L	48-72
D19	James Madison	W	70-61
D30	Wisconsin	L	55-69
J3	*at Bradley	W	81-69
J5	*at Western Illinois	W	87-68
J9	*Missouri State	W	79-73
J11	*Wichita State	W	78-71
J16	*at UNI	W	79-59
J18	*at Drake	L	62-74
J23	*Southern Illinois	L	55-75
J25	*Eastern Illinois	W	78-66
F1	*at Indiana State	L	64-71
F6	*at Wichita State	L	67-84
F8	*at Missouri State	L	47-67
F13	*Drake	W	58-55
F15	*UNI	W	75-54
F20	*at Eastern Illinois	W	70-52
F22	*at Southern Illinois	L	49-59
M1	*Indiana State	W	79-62
M4	*Western Illinois	W	83-59
M8	*Bradley	L	54-59
M11	^at Southern Illinois	L	64-78

%Northwestern Tournament; *Gateway game; ^Gateway Tournament

1992-93 (11-16; 6-10 MVC)
Coach: Jill Hutchison

D1	Illinois	L	49-73
D4	vs. Stanford	L	56-72
D5	vs. Portland	W	81-68
D6	vs. Oklahoma State	W	76-68
D11	Marquette	W	94-68
D13	Northwestern	W	76-60
D19	at Michigan State	L	43-63
D21	at Missouri	L	56-66
D30	at Bowling Green	L	70-84
J4	Iowa State	W	69-53
J7	*Drake	L	62-71
J9	*UNI	W	72-67
J11	*Creighton	W	69-68
J16	*at Southern Illinois	L	64-73
J18	*at Indiana State	L	72-73
J23	*at Bradley	W	83-68
J28	*at Wichita State	L	53-64
J30	*at Missouri State	L	47-83
F3	*Bradley	L	66-77
F11	*Missouri State	L	46-91
F13	*Wichita State	W	71-53
F19	*Indiana State	W	71-50
F21	*Southern Illinois	L	65-77
F25	*at Creighton	L	57-80
F27	*at Drake	L	65-69
M1	*at UNI	W	67-66
M4	*at Southern Illinois	L	57-68

*MVC game; ^MVC Tournament

1993-94 (10-17; 5-11 MVC)
Coach: Jill Hutchison

N26	Michigan State	W	60-51
N28	at Northwestern	L	54-83
N30	at Illinois	L	61-94
D3	%Oklahoma	L	56-69
D4	%Fairleigh Dickinson	W	91-49
D8	Missouri	W	66-62
D18	at Iowa State	W	47-37
D20	Old Dominion	L	37-60
D29	at Marquette	L	66-77
D31	South Florida	W	58-53
J2	*at Creighton	L	48-63
J4	*at Drake	W	74-70
J7	*Indiana State	L	51-65
J13	*at Wichita State	L	50-72
J15	*at Missouri State	L	44-70
J20	*UNI	W	67-59
J24	*Bradley	L	57-69
F4	*at Indiana State (OT)	W	76-73
F7	*at Southern Illinois	L	77-82
F10	*Wichita State	L	56-60
F12	*Missouri State	L	55-71
F17	*at UNI (OT)	L	78-82
F19	*Southern Illinois	L	61-76
F21	*at Bradley	W	93-78
F28	*Creighton	L	73-80
M2	*Drake	W	82-66
M8	^at Creighton	L	44-75

%George Washington Classic; *MVC game; ^MVC Tournament

1994-95 (11-16; 7-11 MVC)
Coach: Jill Hutchison

N29	at Arizona State	L	68-71
D2	#Howard	W	83-55
D3	#at Kansas	L	74-95
D10	Illinois	L	61-76
D18	Central Michigan	W	86-45
D21	Bowling Green	W	75-52
D29	%Northeastern La.	W	87-50
D30	%at Montana	L	52-89
J2	*Drake	L	72-74
J4	*at Creighton	L	59-79
J7	*at Missouri State	L	62-64
J9	*at Wichita State	L	60-76
J12	*Southern Illinois	L	72-77
J14	*Evansville	W	83-58
J21	*Indiana State	L	65-73
J26	*at UNI	L	56-63
J28	*at Bradley	W	73-69
F2	*Wichita State	W	69-64
F4	*Missouri State	W	60-57
F9	*at Evansville	W	84-74
F11	*at Southern Illinois	L	68-92
F18	*at Indiana State	L	62-85
F23	*Bradley	L	47-75
F25	*UNI	W	77-51
F28	*Creighton	W	78-69
M5	*at Drake	L	68-105
M9	^Drake	L	63-82

&Kansas Dial Classic; %Montana Classic; *MVC game; ^MVC Tournament

1995-96 (19-13; 14-4 MVC)
Coach: Jill Hutchison

N24	at Central Michigan	W	65-52
N27	Arizona State	W	72-66
D2	%at Texas Tech	L	44-78
D3	%Austin Peay	W	58-54
D6	Michigan State	L	52-54
D9	at Wisconsin	L	43-92
D17	at Illinois	L	74-76
D21	Kansas	L	66-91
J2	*Bradley	W	80-75
J4	*UNI	W	76-65
J7	*at Indiana State	W	82-63
J12	*at Wichita State	W	78-62
J14	*at Missouri State	L	64-72
J18	*Creighton	W	88-69
J20	*Drake	W	56-55
J25	*at Southern Illinois	L	54-89
J27	*at Evansville	W	67-65
F3	*Indiana State	W	77-43
F9	*Wichita State	W	69-51
F11	*Missouri State	W	61-57
F15	*at Creighton	L	60-73
F17	*at Drake	L	68-82
F22	*Southern Illinois	W	68-61
F25	*Evansville	W	95-80
F28	*at UNI	W	75-69
M3	*at Bradley	W	83-71
M7	^Bradley (OT)	W	80-75
M8	^Southern Illinois	W	64-59
M9	^Missouri State	L	56-59
M21	#Northwestern	L	71-93
M22	#UC-Santa Barbara	L	68-69
M23	#Princeton	L	65-68

%Lady Raider Classic; *MVC game; ^MVC Tournament; #WNIT

1996-97 (17-11; 13-5 MVC)
Coach: Jill Hutchison

N15	&at Iowa	L	57-75
N22	Nebraska	L	70-79
N24	Missouri	W	82-70
N30	%at Duke	L	58-85
D1	%Radford	W	89-85
D3	Illinois	W	68-63
D8	Illinois-Chicago	W	83-44
D14	Michigan State	L	64-66
D29	*Indiana State	W	80-54
D31	at UW-Green Bay	L	62-67
J3	*at Evansville	W	68-45
J5	*at Southern Illinois	L	49-60
J10	*Drake	W	83-78
J13	*Creighton	W	79-60
J18	*at Wichita State	W	53-51
J20	*at Missouri State (OT)	W	61-60
J23	*Bradley	W	80-64
J25	*UNI	W	71-61
J30	*Evansville	W	71-64
F1	*Southern Illinois	W	63-47
F6	*at Creighton	L	54-65
F8	*at Drake (OT)	L	77-79
F14	*Missouri State	L	64-80
F16	*Wichita State	W	75-61
F20	*at Bradley	L	58-61
F22	*at UNI	W	68-66
M1	*at Indiana State	W	78-59
M6	^Wichita State	L	53-81

& Preseason NIT; %Duke Classic; *MVC game; ^MVC Tournament

1997-98 (11-16; 9-9 MVC)
Coach: Jill Hutchison

N17	at Missouri	L	59-69
N21	at Kansas State	L	55-66
N25	at Michigan	L	81-93
N29	at San Francisco (OT)	W	78-75
D6	Wisconsin	L	69-77
D13	at Illinois-Chicago	L	45-57
D17	Minnesota	W	65-51
D20	UW-Green Bay	L	57-76
D31	*Indiana State	L	48-57
J4	*at Evansville	W	71-66
J6	*at Southern Illinois	W	59-58
J9	*Bradley	W	78-54
J11	*UNI	W	83-70
J15	*at Drake	L	60-86
J17	*at Creighton	L	62-65
J23	*Wichita State	W	79-63
J25	*Missouri State	L	56-63
J29	*Evansville	W	73-60
J31	*Southern Illinois	L	54-57
F5	*at UNI	L	68-78
F7	*at Bradley (OT)	W	83-80
F12	*Drake	L	69-70
F14	*Creighton	W	78-64
F19	*at Wichita State	W	65-64
F22	*at Missouri State	L	53-81
F26	*at Indiana State	L	65-68
M6	^Indiana State	L	57-68

*MVC game; ^MVC Tournament

1998-99 (8-20; 4-14 MVC)
Coach: Jill Hutchison

N15	Rice (OT)	W	76-74
N17	at Minnesota	L	63-67
N23	at Western Illinois	W	88-67
N27	%at Hawaii	L	56-82
N28	%Louisville	L	48-99
N29	%St. John's	W	80-65
D5	Michigan State	W	64-60
D8	Missouri	L	71-72
D12	Michigan	L	43-86
D20	Kansas State	L	39-54
D28	*at Bradley (OT)	W	95-93
D30	*at UNI	L	49-64
J2	*Evansville	L	66-74
J4	*Southern Illinois	L	68-69
J7	*at Creighton	L	69-80
J9	*at Drake	L	55-91
J14	*Missouri State	L	65-80
J16	*Wichita State	L	56-61
J23	*at Indiana State	L	57-65
J28	*at Evansville	L	60-88
J30	*at Southern Illinois	L	51-61
F4	*Creighton	L	59-65
F6	*Drake	L	59-67
F12	*at Missouri State	L	69-82
F14	*at Wichita State	W	65-61
F20	*Indiana State	L	67-75
F23	*Bradley	W	70-62
F28	*UNI	W	74-61

%Rainbow Wahini Classic; *MVC game

1999-00 (6-20; 3-15 MVC)
Coach: Jenny Yopp

N19	at Rice	L	51-66
N23	Northern Illinois	W	65-64
N28	San Francisco	W	66-52
N30	Western Illinois (OT)	W	59-57
D2	at Michigan State	L	65-91
D7	at Illinois	L	58-80
D19	Valparaiso	L	60-74
D22	at Missouri	L	44-91
D31	*Evansville	L	45-73
J2	*Southern Illinois	W	59-47
J5	*at Indiana State	L	48-71
J8	*Creighton	W	61-50
J13	*at UNI	L	53-72
J16	*at Bradley	W	80-67
J20	*Missouri State	L	46-80
J22	*Wichita State	L	38-57
J27	*at Drake	L	54-74
J29	*at Creighton	L	43-65
F5	*Indiana State	L	53-67
F10	*UNI	L	53-73
F12	*Bradley	L	60-61
F18	*at Missouri State	L	55-84
F20	*at Wichita State	L	51-81
F24	*at Evansville	L	54-93
F27	*Drake	L	57-72
M2	*at Southern Illinois	L	47-49

*MVC game

2000-01 (5-22; 3-15 MVC)
Coach: Jenny Yopp

N17	at Northern Illinois	L	60-83
N19	UW-Milwaukee	W	67-64
N24	%at San Diego State	L	59-89
N25	%Gonzaga	L	55-64
N29	at Western Illinois	L	64-74
D2	at Louisville	L	59-87
D7	Illinois	L	79-80
D17	Missouri	L	63-83
D22	at Valparaiso	W	60-56
D30	*Bradley	W	79-60
J1	*UNI	L	65-76
J4	*at Wichita State	L	58-71
J6	*at Missouri State	L	51-86
J12	*Creighton	L	70-86
J14	*Drake	L	64-77
J20	*at Indiana State	L	67-76
J25	*at Evansville	W	61-60
J27	*at Southern Illinois	L	55-70
F1	*Wichita State (OT)	L	72-82
F3	*Missouri State	L	69-81
F9	*at Drake	L	59-68
F11	*at Creighton	L	52-77
F16	*Indiana State	L	60-82
F20	*Evansville	W	60-52
F25	*Southern Illinois	L	47-58
M1	*at Bradley	L	54-83
M3	*at UNI	L	76-80

%Pacific Bell Classic; *MVC game

2001-02 (7-20; 5-13 MVC)
Coach: Jenny Yopp

N19	at UW-Milwaukee	L	63-69
N25	Central Michigan	L	62-72
N27	Louisville	L	58-72
N30	%at Indiana	L	53-101
D1	%Murray State	L	55-65
D4	Ball State	L	61-78
D6	at Illinois	L	57-75
D20	Northern Illinois	W	55-52
D22	Western Illinois	W	53-50
D29	*at Indiana State	L	51-57

#TheValleyRunsDeep / #MVCWBB

5 Illinois State (46-54).indd 53 11/23/2020 1:48:55 PM

ILLINOIS STATE YEAR-BY-YEAR RESULTS

J4 *at UNI L 44-53
J6 *at Bradley L 36-71
J10 *Drake L 58-70
J12 *Creighton (OT) W 61-57
J17 *at Evansville L 57-70
J20 *at Southern Illinois W 69-67
J24 *Wichita State W 68-64
J26 *Missouri State L 55-59
J31 *UNI L 57-71
F3 *Bradley W 70-62
F7 *at Creighton L 51-68
F9 *at Drake L 66-77
F15 *Evansville (OT) L 71-77
F17 *Southern Illinois L 51-64
F22 *at Missouri State L 63-77
F24 *at Wichita State L 56-76
F28 *Indiana State W 70-67
%Indiana Classic; *MVC game

2002-03 (7-21; 5-13 MVC)
Coach: Jenny Yopp
N23 at Western Michigan L 79-100
N25 Butler L 57-59
N29 IUPUI W 77-60
D1 Illinois L 46-71
D5 at Illinois-Chicago L 55-72
D7 at Northern Illinois L 48-80
D20 at Portland State L 54-72
D22 at Portland W 61-59
D30 Indiana L 64-71
J4 *Indiana State L 51-70
J9 *at UNI L 55-69
J11 *at Bradley L 59-63
J16 *Missouri State W 58-54
J18 *Wichita State L 57-78
J23 *at Southern Illinois W 65-56
J25 *at Evansville (OT) W 75-73
J30 *Creighton L 72-77
F1 *Drake L 52-68
F7 *UNI L 59-71
F9 *Bradley L 54-70
F13 *at Missouri State W 60-56
F15 *at Wichita State W 67-52
F20 *Evansville L 63-70
F22 *Southern Illinois L 69-74
F27 *at Drake L 46-65
M1 *at Creighton L 50-72
M5 *at Indiana State L 54-74
M13 ^vs Creighton L 54-70
*MVC game; ^MVC Tournament

2003-04 (16-13; 9-9 MVC)
Coach: Robin Pingeton
N26 Air Force W 85-49
N30 Western Michigan L 79-57
D2 at Ball State L 87-64
D6 vs. Illinois L 85-51
D14 Illinois-Chicago W 74-64
D16 at IUPUI W 81-67
D18 Portland State W 62-38
D21 at Butler W 83-69
D30 Portland W 74-50
J2 *UNI W 83-78
J4 *Bradley W 79-78
J10 *at Creighton L 77-72
J12 *at Drake L 73-60
J16 *Evansville W 91-64
J18 *Southern Illinois W 86-56
J24 *Indiana State L 83-73
J29 *at Wichita State W 81-76
J31 *at Missouri State L 96-75
F6 *Creighton L 75-72
F8 *Drake W 57-54
F12 *at Evansville W 84-80
F14 *at Southern Illinois W 85-63
F22 *at Indiana State W 80-76
F26 *Missouri State L 64-47
F29 *Wichita State L 71-67
M4 *at Bradley L 71-54
M6 *at UNI L 72-63
M11 %Indiana State W 77-63
M12 %Missouri State L 93-72
*MVC game; %MVC Tournament

2004-05 (13-18; 7-11 MVC)
Coach: Robin Pingeton
N12 at Notre Dame L 73-92
N26 vs. Kansas State L 61-105
N27 vs. Stephen F. Austin L 60-66
D1 Ball State W 82-74
D3 Oakland L 70-82
D7 at Air Force W 89-70
D11 at Loyola W 62-58
D19 Texas-El Paso (OT) L 71-72
D21 Illinois L 72-82
J1 *Indiana State W 82-73
J6 *at Drake L 47-68
J8 *at Creighton (OT) L 78-79
J14 *Missouri State L 57-80
J16 *Wichita State W 76-53
J21 *at Bradley L 55-57
J23 *at UNI L 56-64
J27 *Evansville L 63-77
J29 *Southern Illinois W 81-44
F4 *Drake W 85-60
F6 *Creighton L 64-79
F10 *at Missouri State L 64-72
F12 *at Wichita State W 81-71
F17 *UNI L 64-69
F20 *Bradley W 69-67
F25 *at Evansville (OT) L 78-87
F27 *at Southern Illinois W 66-59
M5 *at Indiana State L 48-68
M10 %vs Missouri State W 61-57
M11 %vs UNI W 58-48
M12 %vs Indiana State W 72-70
M19 @vs Baylor L 70-91
*MVC game; %MVC Tournament; @NCAA Tournament

2005-06 (12-16; 7-11 MVC)
Coach: Robin Pingeton
N20 Loyola-Chicago W 82-56
N18 at Chicago State W 70-63
N26 Northern Illinois W 60-50
N28 South Alabama W 57-50
N30 at Ball State L 61-65
D8 UW-Green Bay L 60-76
D10 at Oakland (OT) L 71-73
D18 at Texas El-Paso W 83-71
D22 at Illinois L 74-85
D30 *Southern Illinois L 65-87
J1 *Evansville L 62-78
J7 *at Indiana State L 76-92
J12 *at UNI L 69-75
J15 *at Bradley L 63-71
J20 *Missouri State W 64-55
J22 *Wichita State W 66-52
J26 *at Creighton W 71-68
J28 *at Drake (OT) L 73-76
F4 *Indiana State L 71-75
F20 *UNI L 53-61
F12 *Bradley W 66-51
F17 *at Wichita State L 73-85
F19 *at Missouri State L 53-68
F23 *Drake W 64-61
F26 *Creighton W 75-61
M1 *at Evansville W 79-66
M4 *at Southern Illinois (OT) L 58-59
M10 %vs UNI L 62-70
*MVC game; %MVC Tournament

2006-07 (22-11; 13-5 MVC)
Coach: Robin Pingeton
N11 at Northern Illinois L 69-97
N14 at Loyola-Chicago W 77-66
N17 vs Stony Brook W 73-63
N18 at DePaul L 64-90
N26 Chicago State W 81-53
N28 Eastern Illinois W 101-72
D5 Ball State W 82-72
D9 Miami (OH) W 89-73
D17 Eastern Michigan W 68-55
D20 at Iowa State L 67-74
D22 at UW-Green Bay L 64-92
D29 *Creighton W 70-59
D31 *Drake W 64-50
J4 *at Southern Illinois W 84-72
J6 *at Evansville W 89-81
J11 *Wichita State W 87-73
J13 *Missouri State W 76-47
J19 *at Indiana State W 89-81
J25 *at UNI W 60-58
J28 *Bradley W 55-47
F2 *Evansville L 65-70
F4 *Southern Illinois L 66-79
F10 *at Missouri State W 65-48
F12 *at Wichita State L 69-75
F18 *Indiana State L 66-76
F23 *at Bradley W 75-66
F25 *UNI (OT) L 73-74
M1 *at Drake W 67-61
M3 *at Creighton W 72-54
M9 #vs Bradley W 75-60
M10 #vs Creighton L 56-59
M15 %Rice (3OT) W 71-61
M17 %at South Dakota State L 48-61
*MVC game; #MVC Tournament; %WNIT

2007-08 (26-7, 13-5 MVC)
Coach: Robin Pingeton
N11 at Eastern Illinois W 81-68
N15 UW-Green Bay W 79-70
N17 vs. Tennessee-Martin W 70-60
N18 at South Florida W 82-57
N25 Depaul L 75-80
N29 Loyola-Chicago W 82-51
D2 at Eastern Michigan W 79-61
D4 at Ball State W 71-54
D16 at Miami (OH) W 82-69
D19 Western Illinois W 69-56
D31 Northern Illinois W 78-54
J3 *at Evansville W 75-67
J5 *at Southern Illinois W 82-78
J10 *UNI W 74-53
J13 *at Bradley W 94-61
J19 *Indiana State W 77-70
J25 *at Missouri State W 95-59
J27 *at Wichita State W 71-53
J31 *Drake (OT) W 88-84
F2 *Creighton L 71-75
F7 *at UNI L 62-64
F10 *Bradley W 79-46
F15 *at Indiana State W 91-56
F21 *Wichita State W 77-57
F24 *Missouri State W 78-66
F29 *at Creighton (OT) L 77-80
M2 *at Drake L 66-72
M6 *Southern Illinois L 69-72
M8 *Evansville W 87-72
M14 ^vs. Southern Illinois W 77-65
M15 ^vs. Creighton W 68-60
M16 ^vs. Drake W 70-62
M23 #vs. Oklahoma L 61-69
*MVC game; ^MVC Tournament; #NCAA Tournament

2008-09 (27-8, 15-3 MVC)
Coach: Robin Pingeton
N14 at Tulane L 62-75
N21 +vs. Cleveland State L 50-64
N22 +vs. Robert Morris W 94-82
N25 Ball State W 91-68
N28 at DePaul L 68-80
D3 at Western Illinois W 80-49
D6 Eastern Michigan W 83-47
D13 at UW-Green Bay W 60-49
D15 at Northern Illinois W 89-67
D21 #vs. Western Michigan W 82-51
D22 #vs. UNC Greensboro W 95-51
D29 Eastern Illinois W 75-73
J1 *CREIGHTON W 63-43
J3 *DRAKE W 61-51
J10 *at Indiana State L 65-72
J17 *at Wichita State (OT) W 73-70
J19 *at Missouri State W 83-70
J22 *EVANSVILLE W 75-62
J24 *SOUTHERN ILLINOIS W 75-51
J30 *at Bradley W 74-58
F1 *at UNI W 67-55
F7 *INDIANA STATE W 69-48
F12 *MISSOURI STATE W 70-59
F14 *WICHITA STATE W 94-68
F19 *at Southern Illinois W 71-68
F21 *at Evansville W 67-54
F26 *BRADLEY W 82-61
M1 *UNI (OT) L 73-76
M5 *at Drake W 64-57
M7 *at Creighton (OT) L 62-65
M13 %vs. Evansville L 60-73
M23 $Louisiana Tech W 73-59
M26 $Marquette W 51-50
M29 $Indiana W 66-55
A1 $at Kansas L 72-75
+Preseason WNIT; #Orange County Clash; *MVC game; %MVC Tournament; $WNIT

2009-10 (28-8, 16-2 MVC)
Coach: Robin Pingeton
N14 #vs. UCLA W 61-55
N15 #at Iowa L 67-75
N19 SOUTH DAKOTA STATE W 79-67
N24 ILLINOIS L 51-62
D4 NORTHERN ILLINOIS W 85-57
D13 at Ball State L 80-86
D15 at UW-Milwaukee W 51-38
D18 at Illinois-Chicago W 73-59
D22 at Eastern Illinois W 82-66
D28 DEPAUL (OT) L 61-63
D31 *DRAKE W 77-58
J2 *CREIGHTON L 44-69
J4 at SIU Edwardsville W 70-66
J8 *at Indiana State W 69-53
J16 *at Wichita State W 75-60
J18 *at Missouri State W 81-72
J21 *SOUTHERN ILLINOIS W 88-78
J23 *EVANSVILLE W 75-46
J28 *at UNI W 70-64
J31 *at Bradley W 68-53
F6 *INDIANA STATE W 90-61
F12 *WICHITA STATE W 62-50
F14 *MISSOURI STATE W 82-72
F18 *at Evansville W 67-50
F20 *at Southern Illinois W 80-63
F25 *BRADLEY W 71-58
F28 *UNI W 69-66
M4 *at Creighton L 57-60
M6 *at Drake W 80-66
M12 %vs. Indiana State W 76-39
M13 %vs. UNI L 59-61
M17 $BUTLER W 57-54
M21 $at Purdue W 59-57
M25 $KANSAS W 71-51
M28 $ILLINOIS W 53-51
A1 $CALIFORNIA L 45-61
#KRCG-TV9 Hawkeye Challenge; *MVC game; %MVC Tournament; $WNIT

2010-11 (24-11, 12-6 MVC)
Coach: Stephanie Glance
N12 at Illinois W 69-62
N18 EASTERN ILLINOIS W 84-53
N20 SIUE W 68-57
N24 at South Dakota State L 70-73
D1 at DePaul L 83-100
D4 UIC (OT) W 94-86
D9 BALL STATE W 77-51
D20 #vs. Nevada L 78-87
D21 #vs. UAB (OT) W 63-55
D28 UW-MILWAUKEE W 76-69
D30 *BRADLEY W 83-69
J1 *UNI W 69-60
J3 at Northern Illinois W 73-51
J8 *at Indiana State L 55-74
J11 *at Missouri State L 61-76
J16 *at Wichita State L 56-59
J20 *CREIGHTON W 70-57
J22 *DRAKE W 60-45
J27 *at Southern Illinois W 82-44
J29 *at Evansville W 61-50
F5 *INDIANA STATE W 75-52
F10 *WICHITA STATE W 69-60
F12 *MISSOURI STATE W 78-59
F17 *at Drake L 58-67
F19 *at Creighton L 44-71
F24 *EVANSVILLE W 49-39
F27 *SOUTHERN ILLINOIS W 87-62
M3 *at Bradley W 71-63
M5 *at UNI L 54-72
M11 %vs. Indiana State L 51-80
M17 $CENTRAL MICHIGAN W 72-59
M20 $at Wisconsin W 62-59
M24 $DUQUESNE W 79-66
M27 $ARKANSAS W 60-49
M30 $USC L 36-63
#Caribbean Classic; MVC game; %MVC Tournament; $WNIT

2011-12 (19-13, 13-5 MVC)
Coach: Stephanie Glance
N11 at Ball State W 63-52
N17 at Northwestern L 62-69
N21 at Eastern Illinois L 69-83
N26 NORTHERN ILLINOIS W 81-62
N28 ILLINOIS-CHICAGO W 77-56
D2 #vs. Arkansas State W 78-50
D3 #vs. Arizona State L 54-77
D7 ILLINOIS L 66-56
D9 WESTERN KENTUCKY W 71-45
D19 DEPAUL L 54-73
D22 at Michigan L 59-76
D30 *SOUTHERN ILLINOIS W 75-51
J1 *EVANSVILLE W 62-49
J6 *at Indiana State L 53-57
J12 *at Bradley W 67-65
J14 *at UNI L 73-79
J20 *DRAKE (OT) W 71-69
J22 *CREIGHTON W 79-66
J27 *at Wichita State W 68-59
J29 *at Missouri State L 68-83
F3 *INDIANA STATE W 78-67
F10 *UNI W 84-68
F12 *BRADLEY W 82-63
F17 *at Creighton L 59-68
F19 *at Drake W 66-51
F23 *WICHITA STATE W 68-62
F26 *MISSOURI STATE (OT) L 76-80
M1 *at Evansville W 62-59
M3 *at Southern Illinois W 72-50
M9 %vs. Drake L 54-56
M15 $CENTRAL MICHIGAN W 69-68
M18 $VILLANOVA L 55-58
#ASU Classic; MVC game; %MVC Tournament; $WNIT

2012-13 (24-11, 13-5 MVC)
Coach: Stephanie Glance
N9 +MOREHEAD STATE W 62-45
N11 +at Iowa L 64-74
N18 +MEMPHIS L 74-76
N21 at Illinois-Chicago W 86-74
N24 at Western Kentucky W 83-68
N29 UW-MILWAUKEE W 75-54
D5 MICHIGAN L 45-56
D7 NORTHWESTERN W 64-46
D16 BALL STATE W 71-56
D19 PRINCETON L 50-67
D21 at Illinois W 69-68
D30 at Butler W 65-57
J4 *UNI W 72-41
J6 *BRADLEY W 81-65
J11 *at Creighton L 45-64
J13 *at Drake W 71-66
J17 *EVANSVILLE L 57-71
J19 *SOUTHERN ILLINOIS W 89-41
J25 *INDIANA STATE W 66-65
F1 *at Wichita State L 54-66
F3 *at Missouri State L 76-91
F8 *DRAKE W 81-57
F10 *CREIGHTON W 66-60
F14 *at Southern Illinois W 71-68
F16 *at Evansville W 64-46
F24 *at Indiana State W 63-54
F28 *WICHITA STATE W 57-56
M3 *MISSOURI STATE W 81-60
M7 *at Bradley L 69-71
M9 *at UNI W 66-61
M15 %vs. Bradley W 59-48
M16 %vs. Creighton (OT) W 64-61
M17 %vs. Wichita State L 65-69
M21 $IUPUI W 63-47
M25 $at Kansas State L 48-57
+Preseason WNIT; *MVC games; %MVC Tournament; $WNIT

2013-14 (10-20, 8-10 MVC)
Coach: Barb Smith
N13 at Northern Kentucky L 48-61
N18 at DePaul L 67-80
N23 COLORADO STATE L 61-76
N29 +vs. Florida W 68-64
N30 +vs. Penn State L 60-72
D5 NORTHERN ILLINOIS L 52-57
D15 at Fordham L 32-57
D18 at Princeton L 39-65
D22 at Milwaukee L 58-73
D30 DENVER L 60-67
J3 *DRAKE W 80-71
J5 *UNI L 63-83
J12 *at Indiana State L 44-47
J17 *at Southern Illinois W 76-59
J19 *at Evansville W 78-54
J25 *WICHITA STATE L 58-74
J27 *MISSOURI STATE L 72-75
J31 *at Loyola W 65-54
F2 *at Bradley L 62-64
F7 *INDIANA STATE W 53-50
F14 *EVANSVILLE L 62-75
F16 *SO. ILLINOIS (OT) W 68-63
F21 *at Wichita State L 66-85
F23 *at Missouri State W 66-57
F27 *BRADLEY L 58-59
M2 *LOYOLA W 69-61
M6 *at UNI L 70-89
M8 *at Drake L 66-67
M14 %vs. UNI W 65-63
M15 %vs. Wichita State L 50-66
+Junkanoo Jam; *MVC game; %MVC Tournament

2014-15 (2-28, 2-16 MVC)
Coach: Barb Smith
N14 at Northern Illinois L 51-55
N16 at Wisconsin L 60-71
N19 NORTHERN KENTUCKY L 48-59
N23 at Colorado State L 49-70
N28 +at Miami (Fla.) L 44-95
N29 +vs. Buffalo L 60-68
D7 UT MARTIN L 46-79
D16 ARIZONA STATE L 44-89
D19 BOWLING GREEN L 54-58
D22 BUTLER L 60-72
D28 DEPAUL L 62-99
J4 *SOUTHERN ILLINOIS L 56-65
J9 *at Drake L 51-86
J11 *at Northern Iowa L 43-71
J16 *EVANSVILLE L 50-62
J18 *INDIANA STATE L 36-60
J23 *at Wichita State L 38-85
J25 *at Missouri State L 35-58
J30 *BRADLEY L 55-58
F1 *LOYOLA W 72-56
F6 *NORTHERN IOWA L 52-59
F8 *DRAKE L 47-70
F13 *at Indiana State L 65-74
F15 *at Evansville L 52-69
F20 *WICHITA STATE L 41-46
F22 *MISSOURI STATE L 78-90
F27 *at Loyola L 53-67
M1 *at Bradley L 50-60
M7 *at Southern Illinois W 69-54
M12 %vs. Evansville L 51-55
+Miami Tournament; *MVC game; %MVC Tournament

2015-16 (2-28, 2-16 MVC)
Coach: Barb Smith
N13 at Bowling Green L 52-70
N18 MURRAY STATE W 81-76
N23 UIC L 65-74
N27 +at UT-San Antonio L 51-77
N29 +vs. Omaha L 56-60
D1 SIUE L 57-65
D5 at DePaul L 41-89
D13 vs. Northern Illinois L 59-68
D18 at Yale L 47-60
D21 CHICAGO STATE W 57-53
D28 WESTERN ILLINOIS L 64-79
J1 *MISSOURI STATE L 51-73
J3 *WICHITA STATE W 70-49
J10 *at Indiana State L 56-63
J15 *at Northern Iowa L 51-65
J17 *at Drake L 41-76
J22 *BRADLEY W 54-49
J24 *LOYOLA L 41-57
J29 *at Evansville W 64-57
J31 *at Southern Illinois L 71-76
F5 *INDIANA STATE W 73-62
F12 *DRAKE L 58-98
F14 *NORTHERN IOWA L 35-61
F19 *at Loyola L 61-73
F21 *at Bradley L 38-52
F25 *SOUTHERN ILLINOIS L 55-68
F28 *EVANSVILLE W 65-59
M3 *at Wichita State W 53-49
M5 *at Missouri State L 41-70
M10 %vs. Evansville (OT) L 59-61
+UT-San Antonio Tournament; *MVC game; %MVC Tournament

2016-17 (8-23, 4-14 MVC)
Coach: Barb Smith
N11 at Arizona State 40-76 L
N14 at UIC 59-52 W
N19 VALPARAISO 77-56 W
N22 YALE 45-59 L
N26 at Northern Illinois 66-108 L
D1 EASTERN ILLINOIS 60-49 W
D4 WISCONSIN 46-64 L
D7 MILWAUKEE 60-68 L
D11 GEORGE MASON 46-72 L
D20 at Western Illinois 50-80 L
D23 at SIUE 80-92 L
J1 *BRADLEY 71-63 W
J6 *at Loyola 61-64 L
J8 *at Indiana State 49-63 L
J13 *NORTHERN IOWA 40-78 L
J15 *DRAKE 36-87 L
J20 *at Missouri State 60-65 L
J22 *at Wichita State 45-67 L
J27 *EVANSVILLE 71-58 W
J29 *SOUTHERN ILLINOIS 56-63 L
F3 *INDIANA STATE 47-65 L
F5 *LOYOLA 63-51 W
F10 *at Drake 49-101 L
F12 *at Northern Iowa 51-82 L
F17 *WICHITA STATE 54-50 W
F19 *MISSOURI STATE 44-77 L
F24 *at Southern Illinois 48-57 L
F26 *at Evansville 56-60 L
M4 *at Bradley 59-70 L
M9 %vs Indiana State 51-44 W
M10 %vs Drake 40-64 L
*MVC game; %MVC Tournament

2017-18 (14-16, 8-10 MVC)
Coach: Kristen Gillespie
N11 at Oakland 43-64 L
N15 NORTHERN KENTUCKY 49-37 W
N22 at George Mason 37-56 L
N26 UMKC 64-53 W
N30 SIUE 62-47 W
D3 BUTLER 45-56 L
D7 at Milwaukee 59-61 LOT
D10 EASTERN MICHIGAN 65-56 W
D17 CLEVELAND STATE 47-56 L
D20 at Long Beach State 59-51 W
D21 vs Northeastern 65-55 W
D31 *BRADLEY 42-62 L
J5 *at Valparaiso 50-56 L
J7 *at Loyola 59-62 L
J12 *MISSOURI STATE 50-56 L
J14 *SOUTHERN ILLINOIS 49-46 W
J19 *at Evansville 67-43 W
J21 *at Indiana State 49-52 L
J26 *DRAKE 58-65 L
J28 *NORTHERN IOWA 36-58 L
F2 *LOYOLA 57-49 W
F4 *VALPARAISO 63-55 W
F9 *at Southern Illinois 39-36 W
F11 *at Missouri State 58-75 L
F16 *INDIANA STATE 63-53 W
F18 *EVANSVILLE 70-44 W
F23 *at Northern Iowa 48-66 L
F25 *at Drake 64-80 L
M3 *at Bradley 53-41 W
M9 %vs Northern Iowa 36-56 L
*MVC game; %MVC Tournament

2018-19 (19-12, 11-7 MVC)
Coach: Kristen Gillespie
N11 at SIUE 61-68 L
N14 NORTH DAKOTA 67-55 W
N17 at Eastern Michigan 41-50 L
N19 at Cleveland State 63-67 L
N25 at Butler 56-58 L
N29 OAKLAND 62-56 W
D4 AUSTIN PEAY 61-49 W
D7 at Northern Kentucky 58-53 W
D16 MARYVILLE 61-52 W
D20 SAINT LOUIS 72-67 W
D30 at UMKC 62-55 W
J4 *NORTHERN IOWA 66-64 W
J6 *DRAKE 64-82 L
J11 *at Indiana State 44-59 L
J13 *at Evansville 72-61 W
J18 *SOUTHERN ILLINOIS 60-52 W
J20 *MISSOURI STATE 47-59 L
J26 *BRADLEY 68-79 L
F1 *at Loyola 59-62 L
F3 *at Valparaiso 70-67 W
F8 *EVANSVILLE 82-59 W
F10 *INDIANA STATE 78-70 W
F15 *at Missouri State 60-56 W
F17 *at Southern Illinois 68-66 W
F22 *at Bradley 65-75 L
F28 *LOYOLA 65-52 W
M3 *VALPARAISO 74-53 W
M7 *at Drake 61-88 L
M9 *at Northern Iowa 54-53 W
M15 %vs Bradley 61-55 W
M16 %vs Drake 54-65 L
*MVC game; %MVC Tournament

2019 -20 (19-10, 11-7 MVC)
Coach: Kristen Gillespie
N5 TRUMAN STATE 87-60 W
N10 at Marquette 41-58 L
N16 at Illinois 74-58 W
N20 NORTHERN ILLINOIS 69-66 W
N24 at North Dakota 66-58 W
N30 UT-MARTIN 70-47 W
D4 WESTERN ILLINOIS 78-65 W
D8 at Saint Louis 56-61 L
D16 SIUE 74-53 W
D19 JACKSON STATE 77-55 W
D29 at Austin Peay 72-77 LOT
J3 *INDIANA STATE 83-69 W
J5 *EVANSVILLE 81-58 W
J10 *at Bradley 61-76 L
J17 *at Valparaiso 72-60 W
J19 *at Loyola Chicago 64-69 L
J24 *DRAKE 67-69 LOT
J26 *NORTHERN IOWA 65-57 W
J31 *at Southern Illinois 62-54 W
F2 *at Missouri State 74-87 L
F7 *BRADLEY 62-66 L
F14 *LOYOLA CHICAGO 86-85 WO2
F16 *VALPARAISO 70-78 L
F20 *at Northern Iowa 69-61 WOT
F22 *at Drake 82-87 L
F27 *MISSOURI STATE 78-66 W
M1 *SOUTHERN ILLINOIS 66-56 W
M5 *at Evansville 68-51 W
M7 *at Indiana State 62-55 W
*MVC game

5 Illinois State (46-54).indd 54 11/23/2020 1:48:55 PM

INDIANA STATE

SYCAMORES

Indiana State Sycamores Roster

No.	Name	Pos.	Ht.	Yr.	Hometown (Previous School)
00	Mya Glanton	F	6-0	R-Fr.	East St. Louis, Ill. (East St. Louis HS)
2	Sommer Pitzer	G	5-5	So.	Columbus, Ohio (Westerville South HS)
4	Essy Latu	G/F	5-10	Jr.	Queensland, Australia (Central Wyoming)
5	Marie Hunter	G	5-7	Sr.	Marion, Ark. (Wabash Valley JC)
11	Adrian Folks	F	6-0	So.	Southgate, Mich. (Detroit Country Day HS)
12	Natalia Lalic	G	5-11	Jr.	Adelaide, Australia (Mineral Area College)
13	LeAndra Echi	RG	5-8	R-Jr.	Beacon, N.Y. (Northwest Florida State)
14	Hattie Westerfeld	F	6-3	So.	Batesville, Ind. (Batesville HS)
23	Kallyn Stumbo	G	5-8	Fr.	Milford, Iowa (Okoboji HS)
24	Jasmine Elder	G	5-9	So.	Louisville, Ky. (Butler HS)
32	Jamyra McChristine	F	6-1	Sr.	Chicago, Ill. (Tallahassee CC)
34	CeCe Mayo	G/F	5-11	Sr.	Latham, N.Y. (Northwest Florida State)
44	Caitlin Anderson	G	5-6	So.	Jefferson City, Mo. (Jefferson City HS)
51	Del'Janae Williams	G	5-8	So.	Detroit, Mich. (Martin Luther King Jr. HS)

Del'Janae Williams

Vicki Hall
Head Coach

Alma Mater: Texas (1993)
Overall Record: 16-44 (Two Seasons)
Record at INS: 16-44 (Two Seasons)
2019-20: 5-25/3-15 MVC (9th)

Year-By-Year Record

Season	School	Overall W	Overall L	Conf. W	Conf. L	Place	Conf. Tourn.
2018-19	Indiana State	11	19	5	13	8th	0-1
2019-20	Indiana Statee	5	25	3	15	9th	—
INS Totals (Two Years)		**16**	**44**	**8**	**28**	**---**	**0-1**
Career Totals (Two Years)		**16**	**44**	**8**	**28**	**---**	**0-1**

Sycamores ... At A Glance

2019-20 Finish: 5-25/3-15 MVC (9th)
Letterwinners Returning/Lost: 10/2
Starters Returning/Lost: 5/0

NOTEWORTHY

- The 2019-20 women's basketball campaign saw the Sycamores compete as the least experience team in the NCAA with 14 newcomers. This season, the Trees return 10 letter winners and 11 of 14 from their roster overall. Combined with a pair of JUCO transfers and an incoming freshman, Indiana State's roster now consists of two seniors, three juniors, six sophomores and two freshmen, 11 of whom have seen Division I action.

- After earning a spot on the Missouri Valley Conference All-Freshman team a season ago, Del'Janae Williams returns looking to lead a talented group of seven sophomores on the court. During the 2019-20 season, Williams averaged 8.0 points, 2.9 rebounds, 2.4 assists and 1.7 steals per game, including four games with four or more steals.

- The Sycamores return their leader on-the-court from a year ago in senior and low post power Jamyra McChristine. McChristine led Indiana State in scoring and rebounding with 11.0 points and 6.4 rebounds per game during the 2019-20 season and also recorded the seventh-best season in Sycamore history from the field, knocking down 54.1% of her shot attempts.

Basketball Support Staff

Jazmone Turner
Asst. Coach

Brittany Christian
Asst. Coach

Reggie Mosley
Graduate Asst. Coach

Caitlyn Glidden
Video Coordinator

6 Indiana State (56-64).indd 56 11/23/2020 2:40:03 PM

2020-21 Indiana State Schedule

SCHEDULES WERE NOT AVAILABLE AT PRINT DEADLINE. ALL HOME GAMES WILL AIR ON AN ESPN PLATFORM. PLEASE VISIT THE QR CODE BELOW FOR CURRENT INFORMATION.

2019-20 Results
(5-25, 3-15 MVC)

Date	Opponent	Score	W/L
N7	at Kansas	72-84	L
N10	at Eastern Illinois	59-57	W
N14	at Western Illinois	72-83	L
N19	at UIC	61-40	W
N26	at Colorado	46-59	L
N29	^at Pacific	66-83	L
N30	^vs CSUN	59-67	L
D3	MARSHALL	60-72	L
D7	at Murray State	62-70	L
D16	NORTHERN KENTUCKY	68-70	L
D21	SEMO	58-68	L
D30	SAINT LOUIS	53-55	L
J3	*at Illinois State	69-83	L
J5	*at Bradley	75-91	L
J10	*VALPARAISO	56-75	L
J12	*LOYOLA CHICAGO	51-58	L
J17	*at Drake	65-105	L
J19	*at Northern Iowa	43-73	L
J24	*MISSOURI STATE	55-76	L
J26	*SOUTHERN ILLINOIS	55-78	L
J31	*EVANSVILLE	68-58	W
F6	*at Loyola Chicago	55-65	L
F8	*at Valparaiso	45-61	L
F13	*NORTHERN IOWA	65-63	W
F15	*DRAKE	71-92	L
F21	*at Southern Illinois	42-60	L
F23	*at Missouri State	58-82	L
F28	*at Evansville	70-58	W
M5	*BRADLEY	59-68	L
M7	*ILLINOIS STATE	55-62	L

Home in CAPS; ^ Pacific Tournament; *MVC games

INDIANA STATE UNIVERSITY

Athletic Directory

President: Deborah Curtis
Faculty Athletics Representative: Dr. Rusty Gonser
Director of Athletics: Sherard Clinkscales
Senior Woman Administrator: Angie Lansing
Athletics Department Telephone: (812) 237-4040
Athletics Department Address: ISU Athletics, 4th & Chestnut
Terre Haute, IN 47809
Head Basketball Coach: Vicki Hall
Basketball Office Phone: (812) 237-8357
Assistant Coaches: Jazmone Turner, Brittany Christian, Reggie Mosley
Sports Information Contact: Andrew Hile
SID Office Phone: (812) 237-4159
SID Cell Number: (317) 697-7939
SID Email: andrew.hile@indstate.edu

University Facts

Founded: 1865
Location: Terre Haute, Ind.
Enrollment: 10,830
Colors: Blue & White
Nickname: Sycamores
Years in the MVC: 44
Arena: Hulman Center (10,200)
Courtside Telephone Number: (812) 237-3654

Athletics Staff

Deborah Curtis
President

Angie Lansing
SWA

Sherard Clinkscales
Athletic Director

Andrew Hile
WBB SID

2019-20 STATISTICAL REVIEW

All Game Statistics (5-25)

#	Player	GP	GS	Min	Avg	— TOTAL — FG	FGA	Pct	3-POINTERS 3FG	FGA	Pct	FT	FTA	Pct	— REBOUNDS — Off	Def	Tot	Avg	PF	FO	A	TO	Blk	Stl	Pts	Avg
32	McChristine,Jamyra	28	28	694	24.8	132	244	.541	0	0	.000	44	88	.500	79	100	179	6.4	92	6	16	62	14	38	308	11.0
05	Hunter,Marie	30	25	763	25.4	98	261	.375	20	82	.244	36	55	.655	33	70	103	3.4	63	1	56	66	4	30	252	8.4
13	Echi,LeAndra	10	8	254	25.4	24	69	.348	2	10	.200	31	47	.660	18	58	76	7.6	35	3	16	33	10	9	81	8.1
51	Williams,Del'Janae	29	28	864	29.8	81	259	.313	39	148	.264	30	57	.526	17	68	85	2.9	77	2	69	62	16	50	231	8.0
24	Elder,Jasmine	30	5	639	21.3	71	203	.350	33	103	.320	32	44	.727	13	55	68	2.3	32	0	38	48	7	23	207	6.9
34	Mayo,CeCe	26	13	489	18.8	64	144	.444	6	20	.300	45	72	.625	31	61	92	3.5	81	4	28	67	12	33	179	6.9
02	Pitzer,Sommer	29	26	838	28.9	55	180	.306	30	98	.306	34	42	.810	11	57	68	2.3	60	2	45	60	3	27	174	6.0
44	Anderson,Caitlin	30	1	458	15.3	47	122	.385	2	9	.222	50	70	.714	25	37	62	2.1	48	1	27	34	1	29	146	4.9
33	Dean,Pearl	21	1	194	9.2	27	71	.380	0	1	.000	12	25	.480	22	31	53	2.5	39	2	1	15	5	4	66	3.1
11	Folks,Adrian	25	2	293	11.7	24	57	.421	0	0	.000	13	25	.520	26	35	61	2.4	28	1	5	14	1	3	61	2.4
14	Westerfeld,Hattie	29	12	388	13.4	21	76	.276	0	0	.000	25	42	.595	20	57	77	2.7	61	3	6	26	16	10	67	2.3
42	Robben,Alyssa	17	1	126	7.4	9	22	.409	0	0	.000	3	5	.600	11	11	22	1.3	28	1	1	7	3	0	21	1.2
	TEAM														55	56	111	3.7	0			11			0	
	Total	30				653	1708	.382	132	471	.280	355	572	.621	361	696	1057	35.2	644	26	308	505	92	256	1793	59.8
	Opponents	30				732	1679	.436	183	562	.326	469	691	.679	348	788	1136	37.9	507	-	444	473	121	228	2116	70.5

Conference Game Statistics (3-15, 9th)

#	Player	GP	GS	Min	Avg	— TOTAL — FG	FGA	Pct	3-POINTERS 3FG	FGA	Pct	FT	FTA	Pct	— REBOUNDS — Off	Def	Tot	Avg	PF	FO	A	TO	Blk	Stl	Pts	Avg
32	McChristine,Jamyra	16	16	414	25.9	85	157	.541	0	0	.000	30	55	.545	41	67	108	6.8	52	3	9	40	6	23	200	12.5
05	Hunter,Marie	18	17	460	25.6	60	155	.387	11	46	.239	25	34	.735	18	43	61	3.4	46	1	34	35	3	12	156	8.7
34	Mayo,CeCe	17	13	377	22.2	51	116	.440	6	15	.400	34	52	.654	27	50	77	4.5	55	2	25	48	9	23	142	8.4
51	Williams,Del'Janae	18	17	533	29.6	47	148	.318	22	80	.275	16	37	.432	11	37	48	2.7	44	2	43	43	5	29	132	7.3
44	Anderson,Caitlin	18	1	319	17.7	36	93	.387	2	5	.400	39	57	.684	18	23	41	2.3	36	1	21	25	1	23	113	6.3
24	Elder,Jasmine	18	1	383	21.3	39	120	.325	19	61	.311	13	18	.722	4	33	37	2.1	18	0	20	30	4	14	110	6.1
02	Pitzer,Sommer	18	18	530	29.4	25	103	.243	15	57	.263	13	15	.867	5	35	40	2.2	34	0	27	34	1	10	78	4.3
33	Dean,Pearl	13	1	115	8.8	14	36	.389	0	0	.000	8	19	.421	12	16	28	2.2	25	2	1	12	3	1	36	2.8
14	Westerfeld,Hattie	17	4	216	12.7	13	42	.310	0	0	.000	16	21	.762	11	31	42	2.5	30	1	2	8	9	9	42	2.5
11	Folks,Adrian	17	1	185	10.9	15	36	.417	0	0	.000	5	11	.455	14	19	33	1.9	16	0	3	8	0	0	35	2.1
42	Robben,Alyssa	11	1	68	6.2	5	8	.625	0	0	.000	3	5	.600	8	4	12	1.1	19	1	1	4	2	0	13	1.2
	TEAM														30	31	61	3.4	0			4			0	
	Total	18				390	1014	.385	75	264	.284	202	324	.623	199	389	588	32.7	375	13	186	291	43	144	1057	58.7
	Opponents	18				457	982	.465	117	335	.349	277	391	.708	188	477	665	36.9	293	-	290	290	72	135	1308	72.7

6 Indiana State (56-64).indd 58 11/23/2020 2:40:04 PM

CAREER LEADERS/MEDIA OUTLETS

CAREER LEADERS - TOP 10

POINTS

No.	Student-Athlete (Years)	G	Pts.
1.	Amy Hile (1983-87)	111	1,944
2.	Kourtney Mennen (1999-03)	113	1,843
3.	Melanie Boeglin (2002-06)	124	1,800
4.	Julie Lein (1987-91)	109	1,585
5.	Barbara Graves (1979-83)	116	1,498
6.	Shelly Newell (1976-80)	98	1,435
7.	Amy Vanderkolk (1985-89)	109	1,434
8.	Kelsey Luna (2006-10)	112	1,429
9.	Georgia Bottoms (1993-98)	113	1,383
10.	Judy Ellner (1978-82)	108	1,367

REBOUNDS

No.	Student-Athlete (Years)	G	Rebs.
1.	Shannon Thomas (2009-12)	124	929
2.	Amy Hile (1983-87)	111	916
3.	Karen Kramer (1974-78)	88	899
4.	Barbara Graves (1979-83)	116	898
5.	Tammy Hammel (1983-87)	110	887
6.	Judy Ellner (1978-82)	108	856
7.	Georgia Bottoms (1993-98)	113	817
8.	Amy Vanderkolk (1985-89)	110	762
9.	Livia Hester (1992-96	107	753
10.	Racheal Mahan (2012-15)	119	742

ASSISTS

No.	Student-Athlete (Years)	G	Asts.
1.	Melanie Boeglin (2002-06)	124	685
2.	Krissy Holden (1990-94)	103	542
3.	Hazel Olden (1990-94)	96	514
4.	Shavonda Averette (1987-91)	108	395
5.	Shameka Robinson (1997-01)	103	394
6.	Amy Walker (1991-95)	107	379
7.	Taylor Whitley (2009-13)	114	372
8.	Kim Darner (1988-92)	108	286
9.	Angela Phillips (2006-08)	59	283
10.	Tracy Johnson (1978-82)	61	282

BLOCKED SHOTS

No.	Student-Athlete (Years)	G	Blks.
1.	Shannon Thomas (2009-12)	124	212
2.	Laura Rudolphi (2004-08)	124	154
3.	Missy Stringham (1996-00)	110	86
4.	Livia Hester (1992-96	107	81
5.	Erin Rhodes (1999-04)	112	78
6.	Kristin Stewart (1999-03)	111	75
	Racheal Mahan (2012-15)	119	75
8.	Kiwana Battle (1999-01)	54	74
9.	Lori Castetter (1985-89)	107	69
10.	Wendi Bibbins (2016-18)	59	67

STEALS

No.	Student-Athlete (Years)	G	Stls.
1.	Melanie Boeglin (2002-06)	124	436
2.	Barbara Graves (1979-83)	116	315
3.	Hazel Olden (1990-94)	96	299
4.	Amy Amstutz (1996-99)	84	261
5.	Shavonda Averette (1987-91)	108	240
6.	Taylor Whitley (2009-13)	114	239
7.	Amy Hile (1983-87)	111	228
8.	Kelsey Luna (2006-10)	112	213
9.	Judy Ellner (1978-82)	108	210
10.	Dru Cox (1977-80)	77	199

ACTIVE CAREER LEADERS

Jamyra McChristine

SCORING
308 - Jamyra McChristine
252 - Marie Hunter

FIELD GOAL SHOOTING
.541 (132-244) - Jamyra McChristine
.444 (64-144) - CeCe Mayo

FIELD GOALS MADE
132 - Jamyra McChristine
98 - Marie Hunter

3-POINT SHOOTING
.320 (33-103) - Jasmine Elder
.306 (30-98) - Sommer Pitzer

3-POINTERS MADE
39 - Del'Janae Williams
33 - Jasmine Elder

FREE THROW SHOOTING
.810 (34-42) - Sommer Pitzer
.727 (32-44) - Jasmine Elder

FREE THROWS MADE
50 - Caitlin Anderson
45 - CeCe Mayo

ASSISTS
69 - Del'Janae Williams
56 - Marie Hunter

STEALS
50 - Del'Janae Williams
38 - Jamyra McChristine

BLOCKS
16 - Del'Janae Williams
16 - Hattie Westerfeld

REBOUNDS
179 - Jamyra McChristine
103 - Marie Hunter

MEDIA OUTLETS

NEWSPAPER

Terre Haute Tribune-Star
Todd Golden, Beat Writer
P.O. Box 149, Terre Haute, IN 47808
Office Phone: (812) 231-4276

Indiana Statesman
Dane Milner , Sports Editor
HMSU, Indiana State University, Terre Haute, IN 47809
Office Phone: (812) 237-3036

Indianapolis Star
David Woods, Sports Reporter
130 S. Meridian Street, Indianapolis, IN 46225
Office Phone: (317) 444-6644

RADIO

WIBQ (1230 AM)
824 South 3rd Street, Terre Haute, IN 47807
Office Phone: (812) 232-4161

WISU (90.7 FM)
Dreiser Hall 230, Indiana State University
Terre Haute, IN 47809
Office Phone: (812) 237-3690

TELEVISION

WTWO (NBC)/WAWV (ABC)
Grant Pugh, Sports Director
Highway 41 South, Terre Haute, IN 47808
Office Phone: (812) 232-4953

WTHI (CBS/FOX)
Rick Semmler, Sports Director/Marty Ledbetter, Reporter
918 Ohio Street, Terre Haute, IN 47808
Office Phone: (812) 232-4953

6 Indiana State (56-64).indd 59 11/23/2020 2:40:05 PM

YEAR-BY-YEAR IN THE VALLEY

Year	Overall	MVC	Finish	Conf. Tourney	Non Conf.	Post Season
1982	9-18	—	—	—	9-18	—
1983	13-15	—	—	0-1	13-14	—
1984	5-23	2-16	Ninth	—	3-7	—
1985	10-18	7-11	T-Sixth	—	3-7	—
1986	5-23	4-14	T-Eighth	—	1-9	—
1987	12-15	8-10	Seventh	—	4-5	—
1988	22-9	14-5	T-First	0-1	8-3	—
1989	18-9	10-8	Fifth	—	8-1	—
1990	8-19	5-13	Eighth	—	3-6	—
1991	13-14	8-10	Seventh	—	5-4	—
1992	10-17	7-11	T-Sixth	—	3-6	—
1993	8-18	4-12	T-Seventh	—	4-6	—
1994	14-14	6-10	Sixth	1-1	7-3	—
1995	13-14	10-8	Sixth	0-1	3-5	—
1996	7-19	3-15	Ninth	—	3-4	—
1997	14-13	9-9	T-Fourth	0-1	5-3	—
1998	17-11	10-8	Fourth	1-1	6-2	—
1999	18-11	10-8	T-Fifth	1-1	7-1	0-1 WNIT
2000	9-18	5-13	T-Seventh	0-1	4-4	—
2001	10-18	7-11	Seventh	0-1	2-6	—
2002	11-17	7-11	T-Seventh	0-1	4-5	—
2003	22-9	13-5	T-First	2-1	7-2	0-1 WNIT
2004	16-12	10-8	Fourth	0-1	6-3	—
2005	23-9	13-5	T-Second	2-1	7-2	1-1 WNIT
2006	27-6	16-2	First	2-1	8-2	1-1 WNIT
2007	19-11	12-6	Third	0-1	7-4	—
2008	14-15	8-10	T-Sixth	0-1	6-4	—
2009	14-16	10-8	Fifth	0-1	4-7	—
2010	17-14	7-11	T-Seventh	1-1	9-2	—
2011	16-16	8-10	Seventh	2-1	6-5	—
2012	15-16	9-9	T-Fifth	0-1	6-6	—
2013	18-13	10-8	T-Fourth	0-1	8-4	0-1 WNIT
2014	20-12	14-4	T-1st	1-1	5-7	0-1 WNIT
2015	17-13	7-11	Sixth	0-1	10-1	—
2016	13-17	9-9	Sixth	0-1	4-7	—
2017	12-18	6-12	Eighth	0-1	6-5	—
2018	11-19	9-9	Fifth	0-1	2-9	—
2019	11-19	5-13	Eighth	0-1	6-5	—
2020	5-25	3-15	Ninth	—	2-10	—
DI	**536-590**	**305-358**		**13-27**	**214-204**	**2-6**
MVC	**411-412**	**240-260**		**13-25**	**154-122**	**2-6**

Vicki Hall

COACHING RECORDS

By Tenure

Coaches (Seasons)	Years	W	L	Pct.
Edith Godleski (11)	1972-82	156	116	.574
Andi Myers (7)	1983-89	77	109	.414
Kay Riek (6)	1990-95	66	96	.407
Cheryl Reeve (5+)	1996-00	66	77	.462
Jim Wiedie (10)	2001-10	166	118	.585
Clint Weddle (1)	2009-10	6	4	.600
Teri Moren (4)	2011-14	69	57	.548
Joey Wells (3)	2015-17	44	59	.427
Josh Keister (1)	2018	9	8	.529
Vicki Hall (2)	2018-	16	44	.267
Sycamores Totals (49)	1972-	684	688	.499

Versus the Missouri Valley Conference

Coaches (Seasons)	Years	W	L	Pct.
Kay Riek (3)	1990-95	20	30	.400
Cheryl Reeve (5)	1996-00	37	53	.411
Jim Wiedie (10)	2001-10	98	74	.570
Clint Weddle (1)	2009-10	5	3	.625
Teri Moren (4)	2011-14	41	31	.569
Joey Wells (3)	2015-17	22	34	.393
Josh Keister (1)	2018	9	7	.563
Vicki Hall (2)	2018-19	8	28	.222
Sycamores Totals (28)	1993-	233	250	.482

In the Valley Tournament

Coaches (Seasons)	Years	W	L	Pct.
Kay Riek (2)	1990-95	1	2	.333
Cheryl Reeve (4)	1996-00	2	4	.333
Jim Wiedie (9)	2001-10	6	9	.400
Clint Weddle (1)	2009-10	1	1	.500
Teri Moren (4)	2011-14	3	4	.429
Joey Wells (3)	2015-17	0	3	.000
Josh Keister (1)	2018	0	1	.000
Vicki Hall (2)	2019	0	1	.000
Sycamores Totals (26)	1993-	13	25	.342

In the WNIT Tournament

Coaches (Seasons)	Years	W	L	Pct.
Edith Godleski (1976, 1977)	2	1	5	.167
Cheryl Reeve (1999)	1	0	1	.000
Jim Wiedie (2003, 2005, 2006)	3	2	3	.400
Teri Moren (2013, 2014)	2	0	2	.000
Sycamores Totals	8	3	11	.214

6 Indiana State (56-64).indd 60 11/23/2020 2:40:07 PM

INDIANA STATE INDIVIDUAL RECORDS

Points:
Game: 46, Melanie Boeglin, vs. Drake (1/26/06)
Season: 600, Melanie Boeglin (2005-06)
Career: 1,944, Amy Hile (1983-87)

Field Goals Made:
Game: 19, Melanie Boeglin, vs. Drake (1/26/06)
Season: 231, Denise Sharps (1976-77)
Career: 709, Amy Hile (1983-87)

Field Goal Percentage:
Game: .833 (10-12), Amy Vanderkolk, vs. Missouri St. (2/6/88)
Season: .588 (177-301), Amy Vanderkolk (1987-88)
Career: .533 (538-1,010), Amy Vanderkolk (1985-89)

Three-Point Field Goals Made:
Game: 7, five players on eight ocsasions
Season: 82, Kourtney Mennen (2002-03)
Career: 256, Kourtney Mennen (2000-03)

Free Throws Made:
Game: 19, Amy Hile, vs. Missouri State (2/7/85)
Season: 166, Melanie Boeglin (2005-06)
Career: 576, Melanie Boeglin (2003-06)

Free Throw Percentage:
Season: .881 (96-109), Kourtney Mennen (2001-02)
Career: .894 (177-198), Lisa Verhoff (2002-06)

Rebounds:
Game: 22, twice
Amy Hile, vs. UNI (2/18/94)
Georgia Bottoms, vs. Wichita State (2/4/95)
Season: 286, Georgia Bottoms (1994-95)
Career: 929, Shannon Thomas (2009-12)

Steals:
Game: 12, Amy Amstutz, vs. Drake (2/4/99)
Season: 123, Melanie Boeglin (2004-05)
Career: 444, Melanie Boeglin (2003-06)

Assists:
Game: 19, twice
Mindy Boggs, vs. Easterm Illinois (2/8/83)
Melanie Boeglin, vs. E. Kentucky (12/20/06)
Season: 217, Melanie Boeglin (2005-06)
Career: 685, Melanie Boeglin (2003-06)

Blocked Shots:
Game: 5, Livia Hester, vs. Wichita State (2/25/93)
Season: 52, Shannon Thomas (2011-12)
Career: 213, Shannon Thomas (2009-12)

Melanie Boeglin (2003-06)

INDIANA STATE TEAM RECORDS

Most Points:
Game: 116, at Arkansas Pine-Bluff (2006-07)
Season: 2,512 (2005-06)

Field Goals Made:
Game: 43, vs. IUPUI (11/26/83)
Season: 937 (1979-80)

Field Goal Percentage:
Game: .621 (36-58), vs. UNI (1/4/88)
Season: .463 (1987-88)

Most Three-Point Field Goals:
Game: 15, at Eastern Kentucky (12/20/06)
Season: 218 (2002-03)

3FG Percentage:
Game: 1.000 (7-7), vs. Eastern Illinois (1/21/88)

Free Throws Made:
Game: 41, twice
at Evansville (2/15/04)
vs. Arkansas-Pine Bluff (11/11/07)
Season: 626 (2002-03)

Free Throw Percentage:
Game: 1.000 (19-19), vs. Nicholls State (11/28/87)
Season: .783 (1988-89) *Led NCAA

Rebounds:
Game: 75, vs. Cincinnati (12/3/76)
Season: 1,387 (1980-81)

Assists:
Game: 31, twice
vs. IUPUI (11/26/83)
vs. USC Upstate (12/12/10)
Season: 688 (1980-81)

Blocked Shots:
Game: 10, twice
vs. Missouri State (2/7/85)
vs. Evansville (2/27/11)
Season: 103 (2000-01)

Steals:
Game: 28, vs. Marquette (12/11/81)
Season: 505 (1979-80)

Most Consecutive Wins:
Season: 18 (2005-06)

Top Home Crowd:
Game: 10,200 vs. Drake (2/2/08)

Amy Hile (1983-87)

6 Indiana State (56-64).indd 61 11/23/2020 2:40:07 PM

INDIANA STATE ALL-TIME VS. MVC TEAMS

Bradley
(Indiana State leads 50-29)

2/12/77	Danville, Ill.	W	59-55
12/16/82	at Indiana State	W	79-59
1/14/83	at Bradley	W	71-68
1/26/84	at Indiana State	L	63-70
2/25/84	at Bradley	L	63-72
1/26/85	at Bradley (OT)	L	83-88
2/21/85	at Indiana State	W	67-63
2/1/86	at Indiana State	L	66-71
2/27/86	at Bradley	L	65-80
12/30/86	at Bradley	W	73-68
2/26/87	at Indiana State	W	85-70
12/28/87	at Indiana State	W	78-55
2/28/88	at Bradley	W	89-87
1/19/89	at Indiana State	W	98-78
2/18/89	at Bradley	W	73-68
1/20/90	at Bradley	L	63-78
2/15/90	at Indiana St. (OT)	L	81-89
1/26/91	at Indiana State	L	78-79
2/22/91	at Bradley	W	79-72
1/5/92	at Bradley (OT)	W	77-68
3/4/92	at Indiana State	L	59-65
1/16/93	at Indiana State	W	84-81
2/21/93	at Bradley	L	79-98
1/21/94	at Indiana State	W	81-78
3/5/94	at Bradley	W	87-82
1/26/95	at Bradley	L	73-77
2/25/95	at Indiana State	W	69-60
12/31/95	at Indiana State	L	75-78
2/29/96	at Bradley (OT)	L	90-96
1/26/97	at Indiana State	L	53-70
2/22/97	at Bradley	W	69-62
1/11/98	at Indiana State	W	67-47
2/5/98	at Bradley	L	60-71
12/30/98	at Bradley	W	64-61
2/28/99	at Indiana State	W	94-74
1/13/00	at Bradley	L	54-59
2/10/00	at Indiana State	W	79-52
1/1/01	at Indiana State	W	71-69
3/3/01	at Bradley	W	81-72
1/4/02	at Bradley	L	77-83
1/31/02	at Indiana State	W	72-49
1/9/03	at Bradley	W	80-62
2/7/03	at Indiana State	W	98-55
1/2/04	at Indiana State	W	76-55
3/6/04	at Bradley	L	83-97
1/23/05	at Bradley	W	81-74
2/17/05	at Indiana State	W	80-57
3/10/05	$at Indiana State	W	83-59
1/12/06	at Bradley	W	70-59
2/10/06	at Indiana State	W	78-52
1/25/07	at Bradley	W	63-50
2/25/07	at Indiana State	W	86-50
1/10/08	at Indiana State	W	70-65
2/7/08	at Bradley	L	50-62
2/1/09	at Bradley	L	62-81
3/1/09	at Indiana State	W	62-58
3/13/09	$at St. Charles	L	49-70
1/28/10	at Bradley	L	54-59
2/28/10	at Indiana State	W	70-57
1/1/11	at Indiana State	W	84-68
3/5/11	at Bradley	L	69-77
1/14/12	at Bradley	L	58-79
2/10/12	at Indiana State	W	82-63
1/4/13	at Indiana State	W	55-54
3/9/13	at Bradley	W	58-53
1/31/14	at Bradley	W	80-67
3/2/14	at Indiana State	W	73-60
1/9/15	at Indiana State	W	64-50
2/6/15	at Bradley	W	65-55
1/24/16	at Indiana State	W	59-37
2/19/16	at Bradley	W	68-59
1/6/17	at Indiana St. (OT)	W	58-51
2/5/17	at Bradley	L	41-54
1/19/18	at Indiana State	W	65-50
2/18/18	at Bradley	W	74-70
1/13/19	at Indiana State	L	45-61
2/8/19	at Bradley	L	80-81
1/5/20	at Bradley	L	91-75
3/5/20	at Indiana State	L	68-59

Drake
(Drake leads 59-23)

11/26/77	at Drake	W	92-89
1/9/83	at Drake	W	93-66
2/2/83	at Indiana State	W	76-75
1/21/84	at Drake	W	87-65
2/16/84	at Indiana State	W	67-47
2/1/85	at Indiana State	W	83-58
3/1/85	at Drake	W	96-68
1/9/86	at Drake	W	80-60
2/9/86	at Indiana State	W	87-54
1/9/87	at Drake (OT)	W	70-68
2/7/87	at Indiana State	L	59-63
1/2/88	at Drake	W	75-66
1/30/88	at Indiana St. (OT)	L	68-72
1/14/89	at Drake	W	80-72
2/9/89	at Indiana State	L	66-79
1/25/90	at Indiana St. (OT)	W	62-60
2/24/90	at Drake	W	62-58
1/6/91	at Drake	W	85-71
2/2/91	at Indiana State	W	81-79
1/16/92	at Drake	L	58-69
2/15/92	at Indiana State	W	66-62
1/28/93	at Drake	W	83-74
2/15/93	at Indiana State	L	76-78
1/15/94	at Indiana State	L	66-75
2/11/94	at Drake	W	91-78
1/4/95	at Indiana State	W	86-68
3/3/95	at Drake	W	94-84
1/18/96	at Indiana State	W	83-69
2/15/96	at Drake	W	89-85
1/12/97	at Indiana State	L	65-78
2/7/97	at Drake	W	84-63
1/17/98	at Drake	W	81-64
2/14/98	at Indiana State	W	89-70
3/6/98	$at Missouri St.	W	74-56
1/11/99	at Drake	W	81-71
2/4/99	at Indiana State	L	57-75
1/29/00	at Drake	W	88-71
2/25/00	at Indiana State	W	78-67
3/9/00	$at Missouri St.	W	69-66
1/12/01	at Indiana State	W	69-68
2/11/01	at Drake	W	77-62
1/1/02	at Indiana State	W	81-71
2/7/02	at Drake	W	84-59
1/30/03	at Indiana State	L	65-78
3/1/03	at Drake	W	79-72
1/9/04	at Drake	W	75-52
2/6/04	at Indiana State	L	45-66
1/8/05	at Drake	W	79-74
2/6/05	at Indiana State	L	71-79
3/11/05	$at Illinois State	L	66-79
1/26/06	at Drake (2OT)	L	87-92
2/26/06	at Indiana State	W	70-65
12/29/06	at Indiana State	L	67-84
3/3/07	at Drake	L	68-76
2/2/08	at Indiana State	L	46-54
2/29/08	at Drake	W	77-68
3/14/08	$at St. Charles	W	65-59
1/1/09	at Indiana State	L	38-50
3/7/09	at Drake	W	63-38
1/2/10	at Indiana State	W	87-73
3/4/10	at Drake	W	77-58
1/20/11	at Indiana St. (OT)	L	74-77
2/19/11	at Drake	W	72-67
1/22/12	at Indiana State	W	67-59
2/17/12	at Drake	W	60-43
1/11/13	at Drake	L	49-67
2/10/13	at Indiana State	L	48-59
1/5/14	at Indiana State	L	81-90
3/6/14	at Drake	L	71-73
3/15/14	$at St. Charles	W	66-58
1/23/15	at Indiana State	W	72-65
2/22/15	at Drake	W	76-61
1/15/16	at Drake	L	55-80
2/14/16	at Indiana State	W	68-53
1/22/17	at Drake	L	62-76
2/17/17	at Indiana State	L	45-64
1/12/18	at Drake	L	64-85
2/11/18	at Indiana State	L	51-84
2/25/19	at Indiana State	L	68-70
2/24/19	at Drake	L	77-96
1/17/20	at Drake	L	105-65
2/15/20	at Indiana State	L	92-71

Evansville
(Indiana State leads 40-18)

1/10/75	at Indiana State	W	75-41
1/28/76	at Evansville	W	71-50
1977	Unknown	W	67-45
12/10/83	at Indiana State	W	87-47
12/30/91	at Indiana St. (OT)	W	81-80
12/1/92	at Evansville	L	62-63
12/28/93	at Indiana State	W	78-77
1/12/95	at Indiana State	W	78-61
2/11/95	at Evansville	W	102-72
1/23/96	at Evansville	L	83-96
2/22/96	at Indiana State	W	82-76
1/5/97	at Evansville	W	67-59
2/1/97	at Indiana State	W	65-47
1/6/98	at Indiana State	W	65-59
1/31/98	at Evansville	W	70-61
1/4/99	at Indiana State	L	60-64
1/30/99	at Evansville	L	62-75
1/3/00	at Evansville	L	65-72
3/1/00	at Indiana State	L	55-68
1/27/01	at Evansville	L	53-62
2/24/01	at Indiana State	L	83-87
1/21/02	at Evansville	L	67-79
2/18/02	at Indiana State	W	84-60
1/22/03	at Evansville	W	87-70
2/22/03	at Indiana State	W	87-70
1/18/04	at Indiana State	W	82-51
2/15/04	at Evansville	W	89-81
1/29/05	at Indiana State	W	72-56
2/23/05	at Evansville	W	82-69
12/30/05	at Evansville	W	79-69
3/4/06	at Indiana State	W	86-56
3/11/06	$at Missouri St.	W	81-65
1/4/07	at Evansville (OT)	L	91-98
2/4/07	at Indiana State	L	61-63
1/5/08	at Evansville	L	59-84
3/6/08	at Indiana State	W	66-61
1/24/09	at Indiana State	W	66-59
2/19/09	at Evansville	L	58-65
1/21/10	at Indiana State	W	55-31
2/20/10	at Evansville	W	71-50
1/27/11	at Evansville	W	75-67
2/27/11	at Indiana State	W	64-50
12/30/11	at Indiana State	W	73-54
3/3/12	at Evansville	W	58-47
1/19/13	at Indiana State	L	54-55
2/14/13	at Evansville	W	55-48
1/16/14	at Evansville	W	67-46
2/16/14	at Indiana State	L	56-63
2/1/15	at Indiana State	W	67-52
2/27/15	at Evansville	W	71-53
1/31/16	at Evansville	W	59-44
2/26/16	at Indiana State	W	57-45
12/30/16	at Evansville	L	41-57
3/4/17	at Indiana State	L	44-52
1/5/18	at Indiana State	W	56-48
2/2/18	at Evansville	W	66-57
2/1/19	at Evansville	W	76-69
3/1/19	at Indiana State	L	56-59
1/31/20	at Indiana State	W	68-58
2/28/20	at Evansville	W	70-58

Illinois State
(Illinois State leads 53-45)

1/15/72	at Illinois State	L	26-44
2/17/73	at Illinois State	W	59-48
3/9/73	at Illinois State	W	57-45
1/16/74	at Illinois State	L	41-49
3/8/74	at Illinois State	L	41-58
2/7/75	at Illinois State	W	66-54
3/66/75	at Illinois State	L	49-58
2/24/76	at Illinois State	W	71-62
3/12/76	at Illinois State	W	65-63
2/19/77	at Indiana State	W	69-68
3/11/77	at Illinois State	W	75-60
2/18/78	at Illinois State	L	43-77
2/17/79	at Indiana State	W	81-60
2/15/80	at Indiana State	L	59-65
1/2/81	at Illinois State	L	77-79
2/20/81	at Indiana State	L	64-78
2/18/82	at Illinois State	L	60-82
1/18/83	at Indiana State	L	57-82
1/14/84	at Illinois State	L	54-75
2/11/84	at Indiana State	L	51-67
1/19/85	at Illinois State	L	69-91
2/16l85	at Indiana State	L	61-85
1/5/86	at Illinois State	L	50-74
3/5/86	at Indiana State	L	70-77
1/20/87	at Illinois State	L	68-81
2/18/87	at Indiana State	W	71-62
1/13/88	at Indiana State	W	65-56
2/12/88	at Illinois State	L	53-95
1/9/89	at Illinois State	L	60-71
2/1/89	at Indiana State	L	65-86
1/12/90	at Indiana State	L	64-79
2/9/90	at Illinois State	L	49-70
1/3/91	at Illinois State	L	51-69
3/1/91	at Indiana State	W	82-78
2/1/92	at Indiana State	W	71-64
3/1/92	at Illinois State	L	62-79
1/18/93	at Indiana State	W	73-72
2/19/93	at Illinois State	L	50-71
1/7/94	at Illinois State	W	65-51
2/4/94	at Indiana St. (OT)	L	73-76
1/21/95	at Illinois State	W	73-65
2/18/95	at Indiana State	W	85-62
1/7/96	at Indiana State	L	63-82
2/3/96	at Illinois State	L	43-77
12/29/96	at Illinois State	L	54-80
3/1/97	at Indiana State	L	59-78
12/31/97	at Illinois State	W	57-48
2/26/98	at Indiana State	W	68-65
3/4/98	$at Missouri St.	W	68-57
1/23/99	at Indiana State	W	65-57
2/20/99	at Illinois State	W	75-67
1/5/00	at Illinois State	W	71-58
2/5/00	at Indiana State	W	67-53
1/20/01	at Indiana State	W	76-67
2/16/01	at Illinois State	W	82-60
12/29/01	at Indiana State	W	57-51
2/28/02	at Illinois State	L	67-70
1/4/03	at Illinois State	W	70-51
3/5/03	at Indiana State	W	74-54
1/24/04	at Illinois State	W	83-73
2/22/04	at Indiana St. (OT)	L	76-80
3/11/04	$at Missouri St.	L	63-77
1/1/05	at Illinois State	L	73-82
3/5/05	at Indiana State	W	68-48
3/12/05	at Illinois State	L	70-72
1/7/06	at Indiana State	W	92-76
2/4/06	at Illinois State	W	75-71
1/19/07	at Indiana State	L	81-89
2/18/07	at Illinois State	W	76-66
1/19/08	at Illinois State	L	70-77
2/15/08	at Indiana State	L	56-91
1/10/09	at Indiana State	W	72-65
2/7/09	at Illinois State	L	48-69
1/8/10	at Indiana State	L	53-69
2/6/10	at Illinois State	L	61-90
3/12/10	$at St. Charles	L	39-76
1/8/11	at Indiana State	W	74-55
2/5/11	at Illinois State	L	52-75
3/5/11	$at St. Charles	W	80-51
1/6/12	at Indiana State	W	67-53
2/3/12	at Illinois State	L	67-78
1/25/13	at Illinois State	L	65-66
2/24/13	at Indiana State	L	54-63
1/12/14	at Indiana State	W	47-44
2/7/14	at Illinois State	L	50-53
1/18/15	at Illinois State	W	60-36
2/13/15	at Indiana State	W	74-65
1/10/16	at Indiana State	W	63-56
2/5/16	at Illinois State	L	62-73
1/8/17	at Indiana State	W	63-49
2/3/17	at Illinois State	W	65-47
3/9/17	$at Moline	L	44-51
1/21/18	at Indiana State	W	52-49
2/16/18	at Illinois State	L	53-63
1/11/19	at Indiana State	W	59-44
2/10/19	at Illinois State	L	70-78
1/3/20	at Illinois State	L	83-69
3/7/20	at Indiana State	L	62-55

Loyola
(Indiana State leads 12-8)

12/4/82	Neutral site	L	71-86
12/18/96	at Indiana State	W	81-65
11/29/97	at Loyola (OT)	L	62-63
12/10/05	at Loyola	W	93-80
11/28/06	at Indiana State	W	102-71
2/2/14	at Loyola	L	58-71
2/28/14	at Indiana State	W	66-45
3/14/14	$at St. Charles	W	61-52
1/11/15	at Indiana State	W	64-37
2/8/15	at Loyola	L	50-61
1/22/16	at Indiana State	W	62-48
2/21/16	at Loyola	W	74-71
1/14/17	at Loyola	W	48-38
2/12/17	at Indiana State	W	53-32
1/26/18	at Loyola	W	73-65
2/25/18	at Indiana State	W	74-67
1/20/19	at Loyola	L	54-56
2/15/19	at Indiana State	L	36-44
1/12/20	at Indiana State	L	58-51
2/6/20	at Loyola	L	65-55

Missouri State
(Missouri State leads 63-18)

12/11/82	at Indiana State	L	66-83
2/4/84	at Missouri State	W	81-75
3/1/84	at Indiana State	W	87-80
1/12/85	at Indiana State	W	70-65
2/7/85	at Missouri State	W	80-71
1/19/86	at Indiana St. (OT)	W	78-77
2/13/86	at Missouri State	W	85-69
1/5/87	at Indiana State	W	75-66
1/29/87	at Missouri State	W	90-77
1/7/88	at Indiana State	L	70-76
2/6/88	at Missouri St. (OT)	L	75-77
1/28/89	at Missouri St. (4OT)	L	101-107
2/23/89	at Indiana State	L	50-77
1/8/90	at Indiana State	W	59-50
2/1/90	at Missouri State	W	64-53
1/12/91	at Indiana State	W	94-84
2/7/91	at Missouri State	W	86-69
1/11/92	at Indiana State	W	77-53
2/6/92	at Missouri State	W	91-57
1/10/93	at Missouri State	W	77-49
2/27/93	at Indiana State	L	58-63
1/29/94	at Missouri State	W	80-64
2/24/94	at Indiana State	W	84-62
1/9/95	at Missouri State	W	75-64
1/2/95	at Indiana State	W	72-68
1/12/96	at Missouri State	W	88-68
2/9/96	at Indiana State	W	80-54
1/18/97	at Missouri State	W	61-47
2/16/97	at Indiana State	L	56-60
1/23/98	at Indiana State	L	60-69
2/19/98	at Missouri State	W	63-49
1/16/99	at Indiana State	W	70-57
2/14/99	at Missouri State	W	65-46
1/22/00	at Indiana State	W	63-54
2/20/00	at Missouri State	W	56-53
1/4/01	at Missouri State	W	98-48
2/1/01	at Indiana State	W	67-52
3/8/01	at Missouri State	W	92-63
1/24/02	at Indiana State	W	67-63
2/24/02	at Missouri St. (OT)	W	64-61
1/18/03	at Indiana State	L	62-65
2/15/03	at Missouri State	W	98-71
3/15/03	$at Drake	W	75-70
1/29/04	at Missouri State	L	47-73
2/29/04	at Indiana State	W	58-56
1/16/05	at Indiana State	L	77-80
2/12/05	at Missouri State	L	70-71
1/22/06	at Indiana State	W	58-34
2/17/06	at Missouri State	L	46-76
3/12/06	at Missouri State	L	55-64
1/11/07	at Indiana State	L	76-83
2/8/07	at Missouri State	W	63-53
1/27/08	at Missouri State	W	78-55
2/21/08	at Indiana St. (OT)	W	86-77
1/17/09	at Missouri State	L	53-77
2/14/09	at Indiana State	L	40-53
1/15/10	at Missouri State	L	65-69
2/12/10	at Indiana State	L	58-69
1/16/11	at Missouri State	L	54-65
2/10/11	at Indiana State	L	50-63
3/12/11	$at St. Charles	L	79-84
1/27/12	at Missouri State	L	70-84
2/24/12	at Indiana State	L	58-68
2/1/13	at Missouri State	W	71-67
3/1/13	at Indiana State	W	71-63
1/25/14	at Indiana State	W	74-57
2/21/14	at Missouri State	W	73-37
1/4/15	at Missouri State	L	66-74
3/5/15	at Indiana State	L	56-65
3/13/15	$at St. Charles	L	57-75
1/3/16	at Indiana State	L	51-59
3/3/16	at Missouri State	L	41-75
3/11/16	$at Moline	L	45-70
1/29/17	at Indiana State	L	46-49
2/24/17	at Missouri State	L	63-73
12/29/17	at Indiana State	L	63-77
3/3/18	at Missouri State	L	56-69
1/4/19	at Missouri State	L	58-71
3/9/19	at Indiana State	L	66-76
1/24/20	at Indiana State	L	76-55
2/23/20	at Missouri State	L	82-58

Northern Iowa
(Indiana State leads 42-35)

2/12/77	Danville, Ill.	W	59-55
1984	at UNI	W	68-65
1984	at Indiana State	W	70-49
1985	at Indiana State	W	83-71
1985	at UNI	W	62-58
1986	at UNI	W	73-72
1986	at Indiana State	W	85-50
1987	at UNI	L	78-84
1987	at Indiana State	W	81-70
1988	at UNI	W	85-72
1988	at Indiana State	W	85-80
1989	at UNI	W	72-64
1989	at Indiana State	W	75-67
1990	at Indiana State	W	81-68
1990	at UNI	L	67-69
1991	at UNI	L	64-71
1991	at Indiana State	W	97-76
1992	at UNI	W	58-53
1992	at Indiana State	W	80-40
1/30/93	at UNI	L	69-74
2/11/93	at Indiana State	L	59-78
1994	at UNI	W	70-50
1994	at UNI	W	77-63
1/28/95	at UNI	W	70-54
2/23/95	at Indiana State	W	79-59
1/2/96	at UNI	W	86-70
3/2/96	at UNI	L	67-76
1/23/97	at Indiana State	L	60-61
2/20/97	at UNI	L	61-67
1/9/98	at Indiana State	L	64-72
2/7/98	at UNI (OT)	W	67-60
12/28/98	at UNI	W	63-58
2/26/99	at Indiana State	L	66-75
3/4/99	$at Drake (OT)	W	61-58
1/15/00	at UNI	L	62-77
2/12/00	at Indiana State	L	66-69
12/30/00	at Indiana State	L	49-64
3/1/01	at UNI	L	55-62
1/6/02	at UNI	L	61-67
2/2/02	at Indiana State	W	70-65
1/11/03	at UNI	W	90-88
2/9/03	at Indiana State	W	101-73
3/14/03	$at Drake	W	83-54
1/4/04	at Indiana State	W	72-61
3/4/04	at UNI	L	58-60
1/21/05	at UNI	W	74-70
2/19/05	at Indiana State	W	75-56
1/14/06	at UNI	W	74-62
2/12/06	at Indiana State	W	53-41
1/27/07	at UNI	L	66-69
2/23/07	at Indiana State	W	78-54
1/12/08	at Indiana State	W	73-69
2/9/08	at UNI	L	65-68
1/30/09	at UNI	W	66-59
2/27/09	at Indiana St. (OT)	W	56-51
1/30/10	at UNI	L	68-85
2/26/10	at Indiana State	W	70-62
12/30/11	at Indiana State	L	46-71
3/3/11	at UNI	L	46-73
1/12/12	at UNI	W	68-62
2/12/12	at Indiana State	W	71-60
1/6/13	at Indiana State	L	52-54
3/7/13	at UNI	L	49-75
3/15/13	$at St. Charles	L	60-71
1/3/14	at Indiana State	W	60-53
3/8/14	at UNI	W	85-72
1/25/15	at Indiana State	L	55-57
2/20/15	at UNI	L	29-64
1/17/16	at UNI	L	42-53
2/12/16	at Indiana State	L	45-61
1/20/17	at UNI	L	47-59
2/19/17	at Indiana St. (OT)	L	59-61
1/14/18	at UNI	L	53-59
2/9/18	at Indiana State	L	46-56
1/27/19	at Indiana State	L	51-71
2/22/19	at UNI	L	63-71
1/19/20	at UNI	L	73-43
2/13/20	at Indiana State	W	65-63

Southern Illinois
(So. Illinois leads 51-45)

1969	N/A	L	53-24
1970	N/A	L	57-32
1972	N/A	L	40-50
1973	N/A	W	72-27
	N/A	W	64-36
1974	N/A	W	62-36
1975	at So. Illinois	W	48-46
1976	at Indiana State	W	59-54
1977	at So. Illinois	L	51-74
1978	at So. Illinois	L	61-70
	$Neutral site	W	48-43
1979	at So. Illinois	L	60-48
1980	at Indiana State	W	77-65
1981	at Indiana State	W	88-75
	at So. Illinois	L	73-93
1982	at Indiana St. (OT)	L	73-76
1983	at Indiana State	L	60-63
	at So. Illinois	L	58-83
1984	at Indiana State	L	64-72
	at So. Illinois	L	61-101
1985	at So. Illinois	L	67-68
	at Indiana State	L	51-72
1986	at So. Illinois	L	46-68
	at Indiana State	L	52-66
1987	at Indiana State	L	47-69
	at So. Illinois	L	67-80
1988	at So. Illinois	L	73-77
	at Indiana State	W	60-57
1989	at Indiana State	L	63-63
	at So. Illinois	L	52-73
1990	at So. Illinois	W	38-37
	at Indiana State	L	68-77
1991	at So. Illinois	L	60-72
	at Indiana State	W	70-64
1992	at Indiana State	L	53-81
	at So. Illinois	L	59-73
1/23/93	at Indiana State	L	46-70
2/8/93	at So. Illinois	L	69-83
1994	at Indiana State	L	67-72
	at So. Illinois	L	64-74
1/14/95	at Indiana State	W	84-78
2/13/95	at So. Illinois	L	59-82
3/9/95	$at Missouri St.	L	78-86
1/28/96	at So. Illinois	L	75-83
2/24/96	at Indiana State	L	60-77
1/3/97	at So. Illinois	L	52-72
1/30/97	at Indiana State	W	61-52
3/6/97	$at Missouri St.	L	58-59
1/4/98	at So. Illinois	W	69-47
1/29/98	at Indiana State	L	49-68
1/2/99	at Indiana State	W	82-65
1/28/99	at So. Illinois	W	48-44
12/29/99	at Indiana State	L	62-64
3/4/00	at So. Illinois	W	67-52
1/25/01	at So. Illinois	W	54-50
2/22/01	at Indiana State	W	84-71
1/17/02	at So. Illinois	W	71-65
2/15/02	at Indiana State	W	71-49
1/25/03	at So. Illinois	W	80-61
2/20/03	at Indiana State	W	92-53
1/16/04	at Indiana State	W	91-58
2/12/04	at So. Illinois	W	98-84
1/27/05	at Indiana State	W	78-66
2/25/05	at So. Illinois	W	94-51
1/1/06	at Indiana State	W	74-61
3/2/06	at So. Illinois	W	82-70
1/6/07	at So. Illinois	L	69-86
2/2/07	at Indiana State	W	74-69
1/3/08	at So. Illinois	L	76-95
3/8/08	at Indiana State	W	77-68
1/22/09	at Indiana State	W	63-37
2/21/09	at So. Illinois	L	71-74
1/23/10	at Indiana State	W	63-51
2/18/10	at So. Illinois	W	70-62
3/11/10	$at St. Charles	W	73-57
1/29/11	at So. Illinois	W	48-42
2/25/11	at Indiana State	W	93-57
3/10/11	$at St. Charles	W	83-68
1/1/12	at Indiana State	W	72-66
3/1/12	at So. Illinois	W	69-46
1/17/13	at Indiana State	W	72-57
2/16/13	at So. Illinois	W	77-64
1/19/14	at So. Illinois	W	63-44
2/14/14	at Indiana State	W	72-35
1/16/15	at So. Illinois	L	53-65
2/15/15	at Indiana State	L	58-76
1/29/16	at So. Illinois	L	64-76
2/28/16	at Indiana State	L	58-62
1/1/17	at So. Illinois	W	68-53
3/2/17	at Indiana State	L	66-70
12/31/17	at Indiana State	L	45-64
3/1/18	at So. Illinois	L	43-54
3/9/18	$at Moline	L	67-69
1/6/19	at So. Illinois	W	61-58
3/7/19	at Indiana State	L	61-80
1/26/20	at Indiana State	L	78-55
2/21/20	at So. Illinois	L	60-42

Valparaiso
(Indiana State leads 9-5)

1/26/73	at Valparaiso	W	72-43
1/22/77	at Valparaiso	W	70-46
12/5/86	at Indiana State	W	86-59
2/9/88	at Valparaiso	W	77-68
2/16/95	at Indiana State	L	69-60
12/8/01	Neutral Site	L	69-65
12/2/06	Neutral Site	W	83-71
1/28/18	at Valparaiso	W	67-54
2/23/18	at Indiana State	W	64-46
1/18/19	at Valparaiso (OT)	W	86-82
2/17/19	at Indiana State	W	67-59
3/14/19	$at Moline	L	77-79
1/10/20	at Indiana State	L	75-56
2/8/20	at Valparaiso	L	61-45

$MVC Tournament game

6 Indiana State (56-64).indd 62 11/23/2020 2:40:07 PM

INDIANA STATE YEAR-BY-YEAR RESULTS

1981-82 (9-18)
Coach: Edith Godleski

%Northern Kentucky	L	64-82
%Youngstown State	L	61-63
DAYTON	L	71-82
+East Tennessee State	L	57-82
+Michigan	L	81-82
$MARQUETTE	W	70-47
$AUBURN	L	64-92
at Kentucky	L	43-87
ILLINOIS-CHICAGO	W	78-60
UMSL	L	70-74
EASTERN ILLINOIS	W	67-66
at Louisville	L	54-70
at Western Illinois	L	86-90
at Purdue	L	65-73
at IUPUI	W	77-53
at Ball State	L	54-63
WISCONSIN	W	75-68
SOUTHERN ILLINOIS (OT)	L	73-76
INDIANA	L	63-67
at Illinois State	L	60-82
NORTHERN KENTUCKY	L	58-81
at Eastern Illinois	W	71-64
CENTRAL MICHIGAN	W	73-71
^Ball State	L	51-71
#NORTHERN ILLINOIS	W	65-64
#WISCONSIN (OT)	L	60-68
#PURDUE (OT)	W	84-74

%Kent State Invitational; $Sycamore Classic; +Cincinnati Coca-Cola Classic; ^MAIAW State Championships; #MAIAW Championships

1982-83 (13-15)
Coach: Andi Myers

%at UMSL	W	83-75
%William Penn	W	70-67
%Eastern Illinois	L	74-81
+Toledo	L	48-61
+Loyola	L	71-86
BALL STATE	W	86-66
$WESTERN MICHIGAN	L	57-66
$Missouri State	W	83-66
BRADLEY	W	79-59
at Xavier	W	69-61
at Illinois-Chicago	W	81-55
at Drake	L	66-93
at Bradley	W	71-68
ILLINOIS STATE	L	57-82
at Western Illinois	W	73-61
SOUTHERN ILLINOIS	L	60-63
WESTERN ILLINOIS	W	80-58
DRAKE	L	75-76
at Western Kentucky	L	46-71
EASTERN ILLINOIS	W	97-80
NATIONAL	W	87-53
at Southern Illinois	L	58-83
at Northern Kentucky	L	69-75
at Dayton	L	57-65
LOUISVILLE	L	60-71
CINCINNATI	W	65-64
at Butler	L	48-58
at Eastern Illinois	L	68-79

%Mo-St. Louis Tournament; +Purdue Boilermaker; $Sycamore Classic

1983-84 (5-23; 2-16 GC)
Coach: Andi Myers

at IUPUI	W	88-58
NORTHERN ILLINOIS	L	49-71
#Cleveland State	L	53-72
#at Purdue	L	54-55
at Ball State	L	56-61
+IOWA	L	53-82
+EVANSVILLE	W	87-47
$at South Florida	W	68-61
$Tennessee-Chattanooga	L	49-60
$Tennessee-Martin	L	65-75
*EASTERN ILLINOIS	L	63-70
*SOUTHERN ILLINOIS	L	64-72
*at Illinois State	L	54-75
*at UNI	W	68-65
*at Drake	L	65-87
*BRADLEY	L	63-70
*WESTERN ILLINOIS	L	58-70
*at Wichita State	L	49-67
*at Missouri State	L	75-81
*ILLINOIS STATE	L	51-67
*DRAKE	L	47-67
*UNI	W	70-49
*at Western Illinois	L	59-72
*at Bradley	L	63-72
*Missouri State	L	80-87
*WICHITA STATE	L	70-80
*at Southern Illinois	L	61-101
*at Eastern Illinois	L	57-65

*Gateway game; #Purdue Boilermaker Premier; +Sycamore Classic; $South Florida Tourney

1984-85 (10-18; 7-11 GC)
Coach: Andi Myers

#West Virginia	L	64-87
#Morehead State	L	64-73
at Northern Illinois	L	72-86
BUTLER	W	81-66
+BALL STATE	W	63-55
+AUSTIN PEAY	L	50-68
at Morehead State	L	55-71
PURDUE	L	58-94
at Louisville	L	75-87
*at Southern Illinois	L	67-68
*at Eastern Illinois	W	74-69
*WICHITA STATE	W	64-61
*Missouri State	L	65-70
*at Illinois State	L	69-91
*at Western Illinois	W	80-72
*at Bradley	L	83-88
*DRAKE	L	58-83
*UNI	W	83-71
*at Missouri State	L	71-80
*at Wichita State	L	60-67
at Butler	W	75-57
*ILLINOIS STATE	L	61-85
*BRADLEY	W	67-64
*WESTERN ILLINOIS	W	84-76
*at UNI	W	62-58
*at Drake	L	68-96
*EASTERN ILLINOIS	L	63-83
*SOUTHERN ILLINOIS	L	51-72

*Gateway game; #Kentucky Lady Kat Tourney; +Sycamore Classic

1985-86 (5-23; 4-14 GC)
Coach: Andi Myers

#at Kansas	L	56-106
#Missouri-Kansas City	L	58-76
BUTLER	W	58-50
+MURRAY STATE	L	77-82
+DETROIT	L	67-72
at Ball State	L	64-83
at Bowling Green	L	80-88
at Indiana	L	43-74
at Duke	L	40-94
at East Carolina	L	56-66
*at Illinois State	L	64-74
*at Drake	L	60-80
*at UNI	W	73-72
*WICHITA STATE	L	48-62
*Missouri State (OT)	L	77-78
*at Southern Illinois	L	46-68
*at Eastern Illinois	L	73-76
*BRADLEY	L	66-71
*WESTERN ILLINOIS	W	87-70
*UNI	W	85-50
*DRAKE	L	54-87
*at Missouri State	L	69-85
*at Wichita State	L	54-70
*EASTERN ILLINOIS	L	58-66
*SOUTHERN ILLINOIS	L	52-66
*at Bradley	L	65-80
*at Western Illinois	W	86-64
*ILLINOIS STATE	L	70-77

*Gateway game; #Kansas Dial Classic; +Sycamore Classic

1986-87 (12-15; 8-10 GC)
Coach: Andi Myers

#Dayton	L	57-62
#Kent State	L	72-74
+VALPARAISO	W	86-59
+BUTLER	L	53-63
at Murray State	L	80-86
SAINT LOUIS	W	68-41
at Xavier	W	99-79
*at Western Illinois	L	75-87
*at Bradley	W	72-68
*WICHITA STATE	L	67-72
*Missouri State	L	66-75
*at Drake (OT)	L	68-70
*at UNI	L	78-84
*EASTERN ILLINOIS	W	80-73
*SOUTHERN ILLINOIS	L	47-69
*at Illinois State	L	68-81
at Butler	W	76-66
*at Missouri State	L	73-88
*at Wichita State	W	71-64
*UNI	W	81-70
*DRAKE	W	63-59
*at Southern Illinois	L	67-80
*at Eastern Illinois	L	64-73
*ILLINOIS STATE	W	71-62
at Illinois-Chicago	L	65-70
*BRADLEY	W	85-70
*WESTERN ILLINOIS	W	85-70

*Gateway game; #Indiana Classic; +Sycamore Classic

1987-88 (22-6; 14-5 GC)
Coach: Andi Myers

at Nicholls State	W	69-51
at Arkansas State	L	63-70
at Saint Louis	W	75-49
BUTLER	W	84-66
XAVIER	W	76-58
WRIGHT STATE	W	63-58
EASTERN MICHIGAN	W	71-57
ILLINOIS-CHICAGO	W	69-36
*BRADLEY	W	78-55
*WESTERN ILLINOIS	W	75-64
*at Drake	L	66-75
*at UNI	W	85-72
*Missouri State	W	76-70
*WICHITA STATE	W	62-54
*ILLINOIS STATE	W	65-56
*at Eastern Illinois	W	86-76
*at Southern Illinois	L	73-77
*UNI	W	85-80
*DRAKE (OT)	W	72-68
*at Wichita State	W	73-65
*at Missouri State	W	77-75
at Valparaiso	W	77-68
*at Illinois State	L	53-95
*SOUTHERN ILLINOIS	W	60-57
*EASTERN ILLINOIS	L	59-60
*at Western Illinois	W	68-66
*at Bradley	W	89-87
^at Eastern Illinois	L	66-78

*Gateway game; ^Gateway Tournament

1988-89 (18-9; 10-8 GC)
Coach: Andi Myers

%Siena	W	75-68
%Iona	W	64-54
INDIANA	L	60-67
UW-GREEN BAY	W	66-59
at Butler	W	65-59
CENTRAL MICHIGAN	W	76-62
SAINT LOUIS	W	63-45
at Eastern Michigan	W	82-73
*EASTERN ILLINOIS (OT)	L	79-80
*SOUTHERN ILLINOIS	L	62-63
at Wright State	W	63-58
*at Illinois State	L	60-71
*at UNI	W	72-67
*at Drake	L	72-80
*BRADLEY	W	98-78
*WESTERN ILLINOIS	W	76-64
*at Wichita State	W	70-67
*at Missouri State (4OT)	W	107-101
*ILLINOIS STATE	L	65-86
*DRAKE	W	79-66
*UNI	W	75-67
*at Western Illinois	L	63-85
*at Bradley	W	73-68
*Missouri State	W	77-50
*WICHITA STATE	W	81-64
*at Southern Illinois	L	52-73
*at Eastern Illinois	L	63-81

%Iona Tournament; *Gateway game

1989-90 (8-19; 5-13 GC)
Coach: Kay Riek

%North Carolina State	L	61-85
%Mercer	W	78-63
LOUISVILLE	L	50-69
at Wis.-Green Bay	W	53-46
at Ball State	L	71-72
at Central Michigan	L	49-67
at Indiana	W	75-73
BUTLER	L	54-60
*at Southern Illinois	W	38-37
*at Eastern Illinois	L	59-71
*WICHITA STATE	W	85-71
*Missouri State	L	50-59
*ILLINOIS STATE	L	64-79
*at Western Illinois	W	67-63
*at Bradley	L	63-78
*DRAKE (OT)	L	60-62
*UNI	W	81-68
*at Missouri State	L	53-64
*at Wichita State	L	71-79
WESTERN KENTUCKY	L	49-70
*at Illinois State	L	49-70
*BRADLEY (OT)	L	81-89
*WESTERN ILLINOIS	W	65-60
*at UNI	L	67-69
*at Drake	L	58-62
*EASTERN ILLINOIS	L	86-92
*SOUTHERN ILLINOIS	L	68-77

*Gateway game; %Orlando Sunshine Classic

1990-91 (13-14; 8-10 GC)
Coach: Kay Riek

%Tennessee Tech	W	74-71
%at Nevada-Reno	W	81-64
%Nicholls State	W	70-59
INDIANA	L	68-76
at Western Kentucky	L	71-86
at Butler	L	76-79
UW-MILWAUKEE	W	83-53
at Louisville (OT)	L	86-92
BALL STATE	W	78-69
*at Illinois State	L	51-69
*at Drake	L	71-85
*at UNI	L	64-71
*WICHITA STATE	W	95-63
*Missouri State	L	84-94
*at Southern Illinois	L	60-72
*at Eastern Illinois	W	64-56
*WESTERN ILLINOIS	W	74-73
*BRADLEY (2OT)	L	78-79
*UNI	W	97-76
*DRAKE	L	79-81
*at Missouri State	L	69-86
*at Wichita State	W	97-77
*EASTERN ILLINOIS	L	74-79
*SOUTHERN ILLINOIS	W	70-64
*at Bradley	W	79-72
*at Western Illinois	L	66-70
*ILLINOIS STATE	W	82-78

%Nevada-Reno Classic; *Gateway game

1991-92 (10-17; 7-11 GC)
Coach: Kay Riek

%Sam Houston State	L	65-67
%South Alabama	W	88-77
at Indiana	L	51-86
FLORIDA	L	63-68
at UW-Milwaukee	W	69-67
at Michigan	L	58-67
EVANSVILLE (OT)	W	81-80
*at Western Illinois	W	94-76
*at Bradley (OT)	W	77-68
*WICHITA STATE	W	74-62
*Missouri State	L	53-77
*at Drake	W	69-58
*at UNI	W	58-53
*EASTERN ILLINOIS	L	64-66
*SOUTHERN ILLINOIS	L	53-81
at Wright State	L	71-79
*ILLINOIS STATE	W	71-64
*at Missouri State	L	57-91
*at Wichita State	L	60-70
*UNI	W	80-40
*DRAKE	L	62-66
*at Southern Illinois	L	59-73
*at Eastern Illinois	L	69-78
BUTLER	L	79-83
*at Illinois State	L	62-79
*BRADLEY	L	59-65
*WESTERN ILLINOIS	L	69-70

%Rice/Marriott Classic; *Gateway game

1992-93 (8-18; 4-12 MVC)
Coach: Kay Riek

at Evansville	L	62-63
MICHIGAN	W	79-68
at Butler	L	68-91
#vs. Indiana	L	70-87
at Missouri	L	45-63
at Xavier	L	70-82
EASTERN KENTUCKY	W	80-77
at Eastern Illinois	W	61-44
*at Wichita State	L	60-70
*at Missouri State	L	49-77
*BRADLEY	W	84-81
*ILLINOIS STATE	W	73-72
UW-MILWAUKEE	W	59-56
*SOUTHERN ILLINOIS	L	46-70
*at Drake	L	74-83
*at UNI	L	69-74
*at Creighton	L	51-83
WRIGHT STATE	L	59-70
*at Southern Illinois	L	69-83
*UNI	L	59-78
*CREIGHTON	L	65-80
*DRAKE	W	78-76
*at Illinois State	L	50-71
*at Bradley	L	79-98
*WICHITA STATE	L	59-66
*Missouri State	W	63-58

*MVC game; #Big Four Classic

1993-94 (14-14; 6-10 MVC)
Coach: Kay Riek

at UW-Milwaukee	L	71-74
XAVIER	W	84-65
EASTERN ILLINOIS	W	84-44
#at Purdue	L	58-102
@vs. Florida Atlantic	W	74-57
@at South Alabama	W	76-72
EVANSVILLE	W	78-77
at Eastern Kentucky	W	72-66
BUTLER	L	59-71
*UNI	W	70-50
*at Illinois State	W	65-51
*CREIGHTON	L	53-61
*DRAKE	W	75-66
*BRADLEY	W	81-78
*SOUTHERN ILLINOIS	L	67-72
*at Wichita State	L	59-69
*at Missouri State	L	64-80
at Northeastern Illinois	W	73-61
*ILLINOIS STATE (2OT)	L	73-76
*at Drake	L	78-91
*at Creighton	L	53-88
*at Southern Illinois	L	64-74
*Missouri State	L	62-84
*WICHITA STATE	L	81-82
*at UNI	W	77-63
*at Bradley	W	87-82
^at Wichita State	W	89-76
^vs. Creighton	L	78-93

#Big Four Classic; @South Alabama Classic; *MVC game; ^MVC Tournament

1994-95 (13-14; 10-8 MVC)
Coach: Kay Riek

NORTHEASTERN ILLINOIS	W	95-55
#Nebraska	W	86-76
#at Duke	L	100-66
@INDIANA	L	77-69
at Butler	L	88-76
at Eastern Illinois	W	71-63
*CREIGHTON	L	81-72
*DRAKE	L	86-58
*at Wichita State	W	76-73
*at Missouri State	L	75-64
*EVANSVILLE	W	78-61
*SOUTHERN ILLINOIS	W	84-78
at Louisville	L	74-53
*at Illinois State	W	73-65
*at Bradley	L	77-73
*at UNI	W	70-54
*Missouri State	L	72-68
*WICHITA STATE	W	74-57
*at Evansville	W	102-72
*at Southern Illinois	L	82-59
VALPARAISO	L	69-60
*ILLINOIS STATE	W	85-62
*UNI	W	79-59
*BRADLEY	W	69-60
*at Drake	L	94-84
*at Creighton	L	110-102
^Southern Illinois	L	86-78

#Duke Basketball Classic; @Big Four Classic; *MVC game; ^MVC Tournament

1995-96 (7-19; 3-15 MVC)
Coach: Cheryl Reeve

at Florida International	L	46-68
EASTERN ILLINOIS	W	69-63
UW-MILWAUKEE	W	85-62
at Ball State	W	79-68
$Purdue	L	50-90
BUTLER	L	64-84
LOUISVILLE	W	87-78
*BRADLEY	L	65-78
*UNI	W	86-70
*ILLINOIS STATE	L	63-82
*at Missouri State	L	68-88
*at Wichita State (OT)	L	81-85
*DRAKE	L	69-83
*CREIGHTON	L	86-105
*at Evansville	L	83-96
*at Southern Illinois	L	75-82
at Xavier	L	80-87
*at Illinois State	L	43-77
*Missouri State	L	54-80
*WICHITA STATE	W	74-69
*at Drake	L	85-89
*at Creighton	L	59-66
*EVANSVILLE	W	82-76
*SOUTHERN ILLINOIS	L	60-77
*at Bradley (OT)	L	90-96
*at UNI	L	67-76

$Big Four Classic; *MVC game

1996-97 (14-13; 9-9 MVC)
Coach: Cheryl Reeve

%at Old Dominion	L	26-116
%vs. California	W	52-48
at Eastern Illinois	W	73-65
XAVIER	L	78-88
BALL STATE	W	78-68
$vs. Indiana	L	57-66
LOYOLA (Ill.)	W	85-61
at Loyola (Md.) (OT)	W	69-66
*at Illinois State	L	54-80
*at Southern Illinois	L	52-72
*at Evansville	W	67-59
*CREIGHTON	L	79-90
*DRAKE	W	78-65
*at Missouri State	L	47-61
*at Wichita State	W	67-62
*UNI	L	60-61
*BRADLEY	L	53-70
*SOUTHERN ILLINOIS	W	61-52
*EVANSVILLE	W	65-47
*at Drake	L	63-84
*at Creighton	W	60-55
*WICHITA STATE	W	57-47
*Missouri State	W	60-56
*at UNI	L	61-67
*at Bradley	W	69-62
*ILLINOIS STATE	L	59-78
^Southern Illinois	L	58-59

%Dial Classic; $Big Four Classic; *MVC game; ^MVC Tournament

1997-98 (17-11; 10-8 MVC)
Coach: Cheryl Reeve

$at Purdue	L	58-89
EASTERN ILLINOIS	W	95-47
at Loyola (Ill.) (OT)	L	62-63
IUPUI	W	70-52
%vs. UMBC	W	49-45
at Brown	W	67-52
UW-GREEN BAY	W	64-60
at Dayton	W	70-68
*at Illinois State	W	57-48
*at Southern Illinois	W	69-47
*EVANSVILLE	W	65-59
*UNI	L	64-72
*BRADLEY	W	67-47
*at Drake	L	64-81
*at Creighton	L	68-73
*Missouri State	W	69-60
*WICHITA STATE	W	61-60
*SOUTHERN ILLINOIS	L	49-68
*at Evansville	W	70-61
*at Bradley	L	69-62
*at UNI (OT)	W	67-60
*DRAKE	L	70-89
*CREIGHTON	W	63-50
*at Missouri State	L	49-63
*at Wichita State	L	58-60
*ILLINOIS STATE	W	68-65
^vs. Illinois State	W	67-58
^vs. Drake	L	56-74

%Brown Classic; $ Big Four Classic; *MVC game; ^MVC Tournament

1998-99 (18-11; 10-8 MVC)
Coach: Cheryl Reeve

at Eastern Illinois	W	83-56
SEMO	W	81-56
at IUPUI	W	53-47
DAYTON	W	56-54
INDIANA	L	63-73
at UW-Green Bay	W	64-53
$Long Island	W	93-56
$Fairfield	W	73-62
*at UNI	W	63-58
*at Bradley	W	64-61
*SOUTHERN ILLINOIS	W	82-65
*EVANSVILLE	L	60-64
*at Creighton	L	63-72
*at Drake	L	71-81
*WICHITA STATE	L	55-66
*Missouri State	L	57-70
*ILLINOIS STATE	W	65-57
*at Southern Illinois	W	48-44
*at Evansville	L	75-62
*DRAKE	W	75-57
*CREIGHTON	W	64-55
*at Wichita State	W	50-46
*at Missouri State	L	46-65
*at Illinois State	W	75-67
*UNI	L	66-75
*BRADLEY	W	94-74
^UNI (OT)	W	61-58
^Creighton	L	54-76
#at Wisconsin	L	43-80

$ Nassau Bahama Shootout; *MVC game; ^MVC Tournament; #WNIT

1999-00 (9-18; 5-13 MVC)
Coach: Cheryl Reeve

Eastern Illinois	W	79-40
#at San Diego State	L	39-53
#vs. Portland State	W	70-65
Toledo	W	61-58
$vs. Purdue	L	67-69
at SEMO	W	77-59
at Wright State	L	61-69
Tennessee Tech	L	55-62
*Southern Illinois	L	62-64
*at Evansville	L	65-72
*Illinois State	W	71-48
*at Bradley	L	54-59
*at UNI	L	62-77
*Wichita State (OT)	L	69-70
*Missouri State	L	54-63
*at Creighton	L	56-58
*at Drake	L	71-88
*at Illinois State	W	67-53
*Bradley^	W	79-52
*UNI	L	66-69
*at Wichita State	L	50-77
*at Missouri State	L	53-56
*Drake	L	67-78
*Creighton	W	72-61
*at Southern Illinois	W	67-52
^vs. Drake	L	66-69

#San Diego State Tournament; $Big Four Classic; *MVC game; ^MVC Tournament

2000-01 (10-18; 7-11 MVC)
Coach: Jim Wiedie

Wright State	L	74-76
%UNC-Wilmington	W	67-57
%Colorado State	L	57-85
Eastern Illinois (OT)	L	72-74
Tennessee Tech	L	63-89
Toledo	L	67-88
$Ball State	W	80-73
Austin Peay (OT)	W	89-85
UW-Green Bay	L	66-80
*UNI	L	49-64
*Bradley	W	71-69
*Missouri State	L	48-98
*Wichita State	L	65-86
*Drake	L	68-69
*Creighton	L	64-71
*Illinois State	W	76-67
*Southern Illinois	W	54-50
*Evansville	L	53-62
*Missouri State	L	52-67
*Wichita State	W	69-60
*Creighton	L	57-65
*Drake	L	62-77
*Illinois State	W	82-60
*Southern Illinois	W	84-71
*Evansville	L	83-87
*UNI	L	55-62
*Bradley	W	81-72
^Missouri State	L	63-92

%Coors Rocky Mountain Invitational; $Hoosier State Classic; *MVC game; ^MVC Tournament

2001-02 (11-17; 7-11 MVC)
Coach: Jim Wiedie

Xavier	L	72-80
at Austin Peay	L	58-73
%vs. Dartmouth	L	68-80
%vs. Wagner	W	72-64
Eastern Illinois	W	77-63
at IUPUI	W	68-55
$vs Valparaiso	L	65-69
Akron	W	84-45
at UW-Green Bay	L	51-78
*Illinois State	W	57-51
*at Bradley	L	77-83
*at UNI	L	61-67
*Drake	L	71-81

INDIANA STATE YEAR-BY-YEAR RESULTS

*Creighton	L	46-79
*at Southern Illinois	W	71-65
*at Evansville	L	67-79
*Missouri State	L	63-67
*Wichita State	W	72-64
*Bradley	W	72-49
*UNI	W	70-65
*at Drake	L	59-84
*at Creighton	L	61-76
*Southern Illinois	W	71-49
*Evansville	W	84-60
*at Wichita State (OT)	L	75-82
*at Missouri State (OT)	L	61-64
*at Illinois State	L	67-70
^vs. Creighton	L	65-79

%Vanderbilt Invitational; $Hoosier State Classic; *MVC game; ^MVC Tournament

2002-03 (22-9; 13-5 MVC)
Coach: Jim Wiedie

at Akron	W	87-59
Western Illinois	W	73-47
at Butler	W	102-72
at Xavier	L	65-78
IUPUI	W	70-52
vs. SEMO	W	82-71
at Saint Louis	L	53-67
IPFW	W	96-28
Eastern Illinois	W	82-57
*at Illinois State	W	70-51
*at Bradley	W	80-62
*at UNI	W	90-88
*Wichita State	L	86-93
*Missouri State	W	65-62
*at Evansville	W	87-70
*at Southern Illinois	W	80-61
*Drake	W	78-65
*Creighton	W	75-70
*Bradley	W	98-55
*UNI	W	101-73
*at Wichita State	L	84-87
*at Missouri State	L	71-98
*Southern Illinois	W	92-53
*Evansville	W	87-70
*at Creighton	L	59-72
*at Drake	L	72-79
*Illinois State	W	74-54
%vs. Wichita State	W	81-60
%vs. UNI	W	83-54
%vs. Missouri State	L	70-75
^BALL STATE (OT)	L	87-91

*MVC game; %MVC Tournament; ^WNIT

2003-04 (16-12; 10-8 MVC)
Coach: Jim Wiedie

vs. North Texas	L	86-73
vs. Cornell	W	89-58
Wright State	W	102-52
vs. Ball State	W	65-53
Miami (Ohio)	L	92-80
Cincinnati	W	57-54
at Western Illinois	L	75-67
at IPFW	W	104-61
at Eastern Illinois	W	81-70
*Bradley	W	76-55
*UNI	W	72-61
*at Creighton	L	87-69
*at Drake	L	75-52
*Southern Illinois	W	91-58
*Evansville	W	82-51
*at Illinois State	W	83-73
*at SMS	L	73-47
*at Wichita State	L	81-79
*Drake	W	66-45
*Creighton	L	47-46
*at Southern Illinois	W	98-84
*at Evansville	W	89-81
*Illinois State	L	80-76
*Wichita State (OT)	W	73-71
*SMS	W	58-56
*at UNI	L	60-58
*at Bradley	L	97-83
%Illinois State	L	77-63

*MVC game; %MVC Tournament

2004-05 (23-9; 13-5 MVC)
Coach: Jim Wiedie

at Miami-Ohio	L	59-62
Eastern Illinois	W	83-56
at Cincinnati	W	76-62
Ball State	W	76-42
Indiana	W	66-59
Eastern Kentucky	W	91-64
at Wright State	L	52-60
vs. William & Mary	W	96-77
vs. High Point	W	70-47
*at Illinois State	L	73-82
*at Creighton	L	72-75
*at Drake	L	74-79
*Wichita State	W	80-52
*Missouri State	L	77-80
*at UNI	W	74-70
*at Bradley	W	81-74
*Southern Illinois	W	78-66
*Evansville	W	72-56
*Creighton	W	79-76
*Drake	W	79-71
*at Wichita State (OT)	W	81-74
*at Missouri State	L	70-71
*Bradley	W	80-57
*UNI	W	75-56
*at Evansville	W	82-69
*at Southern Illinois	W	94-51
*Illinois State	W	68-48
%vs. Bradley	W	83-59
%vs. Drake	W	79-66
%vs. Illinois State	L	70-72
#Illinois	W	72-60
#Xavier	L	70-79

*MVC game; %MVC Tournament; #WNIT

2005-06 (27-6; 16-2 MVC)
Coach: Jim Wiedie

N11 Chattanooga	W	74-53
N14 at Connecticut	L	43-86
N18 UW-Green Bay	W	98-59
N25 vs. Kentucky	L	58-68
N26 at Pepperdine	W	91-73
D4 vs. Butler	W	85-72
D7 Toledo	W	74-56
D10 at Loyola-Chicago	W	93-80
D17 at Youngstown State	W	96-57
D20 at Eastern Kentucky	W	96-81
D30 *at Evansville	W	79-69
J1 *Southern Illinois	W	74-61
J7 *Illinois State	W	92-76
J12 *at Bradley	W	70-59
J14 *at UNI	W	74-62
J20 *Wichita State	W	85-60
J22 *Missouri State	W	58-34
J26 *at Drake (OT)	W	92-87
J28 *at Creighton	W	79-60
F4 *at Illinois State	W	75-71
F10 *Bradley	W	78-52
F12 *UNI	W	53-41
F17 *at Missouri State	L	46-76
F19 *at Wichita State	W	88-85
F24 *Creighton	W	78-58
F26 *Drake	L	65-70
M2 *at Southern Illinois	W	82-70
M4 *Evansville	W	86-56
M10 %vs. Creighton	W	73-51
M11 %vs. Evansville	W	81-65
M12 %at Missouri State	L	55-64
M16 #EASTERN MICHIGAN	W	79-57
M20 #INDIANA	L	62-68

*MVC game; %MVC Tournament; #WNIT

2006-07 (19-11; 12-6 MVC)
Coach: Jim Wiedie

N15 at Iowa	L	83-88
N18 at Arkansas Pine Bluff	W	116-73
N21 Eastern Illinois	W	102-86
N24 at Michigan State	L	66-85
N28 Loyola-Chicago	W	101-71
D2 vs. Valparaiso	W	83-71
D6 Youngstown State	W	69-56
D9 at Green Bay	L	66-84
D17 at Toledo	W	53-51
D20 vs. Longwood	W	79-68
D20 at Vanderbilt	L	75-89
D29 *Drake	W	84-67
D31 *Creighton	W	89-62
J4 *at Evansville (OT)	L	91-98
J6 *at Southern Illinois	L	69-86
J11 *Missouri State	L	76-83
J13 *Wichita State	W	6-63
J19 *Illinois State	L	81-89
J25 *at Bradley	W	63-50
J27 *at UNI	L	66-69
F2 *Southern Illinois	W	74-69
F4 *Evansville	L	61-63
F8 *at Missouri State	W	63-53
F10 *at Wichita State	W	73-56
F18 *at Illinois State	W	76-66
F23 *UNI	W	78-54
F25 *Bradley	W	86-50
M1 *at Creighton	W	69-64
M3 *at Drake	W	76-68
M9 #vs. Creighton	L	65-69

*MVC game; #MVC Tournament

2007-08 (14-15, 8-10 MVC)
Coach: Jim Wiede

N11 ARKANSAS-PINE BLUFF	W	89-55
N14 VANDERBILT (OT)	W	77-72
N23 vs San Diego State	W	75-68
N24 at Loyola (Maryland)	L	51-74
N29 at Eastern Illinois	W	85-76
D1 vs Butler	L	70-83
D6 BALL STATE	W	61-57
D15 at Marquette	L	79-83
D8 MICHIGAN STATE	L	58-83
D28 at Arkansas State	W	63-49
J3 *at Southern Illinois	L	76-95
J5 *at Evansville	L	59-84
J10 *BRADLEY	W	70-65
J12 *UNI (OT)	W	73-69
J19 *at Illinois State	L	70-77
J25 *at Wichita State	L	66-74
J27 *at Missouri State	W	78-55
J31 *CREIGHTON	L	60-68
F2 *DRAKE	W	54-46
F7 *at Bradley	L	50-62
F9 *at UNI	L	65-68
F15 *ILLINOIS STATE	L	56-91
F21 *MISSOURI STATE (OT)	W	86-77
F23 *WICHITA STATE	W	69-50
F29 *at Drake	L	68-77
M2 *at Creighton	L	74-87
M6 *EVANSVILLE	W	66-61
M8 *SOUTHERN ILLINOIS	W	77-68
M14 ^vs. Drake	L	59-65

*MVC game; ^MVC Tournament

2008-09 (14-16, 10-8 MVC)
Coach: Jim Wiede

N15 at Central Michigan	L	83-84
N19 MARQUETTE	L	53-77
N25 at Detroit	W	74-60
N28 at SEMO	W	75-72
D2 ARKANSAS STATE (OT)	L	68-76
D5 +at New Orleans	L	31-42
D6 +at Tulane	L	55-66
D13 at Ball State	L	63-82
D19 $EASTERN ILLINOIS	W	64-51
D20 $KANSAS STATE	L	43-58
D22 at Butler	W	66-63
J1 *DRAKE	W	50-38
J3 *CREIGHTON	W	56-54
J10 *ILLINOIS STATE	W	72-65
J15 *at Wichita State	W	52-48
J17 *at Missouri State	L	53-77
J22 *SOUTHERN ILLINOIS	W	63-37
J24 *EVANSVILLE	W	66-59
J30 *at UNI	W	66-59
F1 *at Bradley	L	62-81
F7 *at Illinois State	L	48-69
F12 *WICHITA STATE	W	71-50
F14 *MISSOURI STATE	L	40-53
F19 *at Evansville	L	58-65
F21 *at Southern Illinois	L	71-74
F27 *UNI (OT)	W	56-51
M1 *BRADLEY	W	62-58
M5 *at Creighton	L	35-54
M7 *at Drake	L	38-63
M13 %vs. Bradley	L	49-70

+Big Easy Classic; $Sycamore Holiday Showcase; *MVC game; %MVC Tournament

2009-10 (17-14, 7-11 MVC)
Coach: Jim Wiede
Interim Coach: Clint Weddle

N14 at Kansas State	W	77-73
N19 at Furman	W	62-47
N21 at USC Upstate	W	80-72
N24 SEMO	W	72-28
N29 CENTRAL MICHIGAN	W	76-57
D1 DETROIT	W	70-53
D5 at SIU Edwardsville	W	65-49
D9 BUTLER	L	60-67
D12 at Eastern Illinois	W	65-63
D19 +vs. UMKC	W	69-65
D20 +vs. SMU	L	54-69
D31 *CREIGHTON	L	44-55
J2 *DRAKE	L	73-87
J8 *ILLINOIS STATE	L	53-69
J14 *at Wichita State	L	61-65
J16 *at Missouri State	L	65-69
J21 *EVANSVILLE	W	55-31
J23 *SOUTHERN ILLINOIS	W	63-51
J28 *at Bradley	L	54-59
J30 *at UNI	L	68-85
F6 *at Illinois State	L	61-90
F12 *MISSOURI STATE	L	58-69
F14 *WICHITA STATE	W	81-59
F18 *at Southern Illinois	W	70-62
F20 *at Evansville	W	71-50
F26 *UNI	W	70-62
F28 *BRADLEY	W	70-57
M4 *at Drake	L	58-77
M6 *at Creighton	L	53-66
M11 %vs. Southern Illinois	W	73-57
M12 %vs. Illinois State	L	39-76

+Bahamas Sun Splash Classic; *MVC game; %MVC Tournament

2010-11 (16-16, 8-10 MVC)
Coach: Teri Moren

N15 at Central Michigan	L	83-84
N12 FURMAN	W	59-36
N14 UT-MARTIN	W	70-62
N17 at Kansas State	L	48-64
N22 MICHIGAN	L	58-63
N26 +vs. Western Michigan	W	71-66
N28 +at Florida International	L	47-68
D4 at Butler	L	72-81
D8 EASTERN ILLINOIS	W	59-50
D12 USC UPSTATE	W	92-64
D19 at UT-Martin	L	66-68
D22 SIU EDWARDSVILLE	W	86-68
D30 *UNI	L	46-71
J1 *BRADLEY	W	84-68
J8 *ILLINOIS STATE	W	74-55
J13 *at Wichita State	L	56-73
J16 *at Missouri State	L	54-65
J20 *DRAKE (OT)	W	77-74
J22 *CREIGHTON	L	53-62
J27 *at Evansville	W	75-67
J29 *at Southern Illinois	W	48-42
F5 *at Illinois State	L	52-75
F10 *MISSOURI STATE	L	50-63
F12 *WICHITA STATE	W	65-57
F17 *at Creighton	L	62-71
F19 *at Drake	L	67-72
F25 *SOUTHERN ILLINOIS	W	93-57
F27 *EVANSVILLE	W	64-50
M3 *at UNI	L	46-73
M5 *at Bradley	L	69-77
M10 %vs. Southern Illinois	W	83-68
M11 %vs. Illinois State	W	80-51
M12 %vs. Missouri State	L	79-84

+Florida International Tournament; *MVC game; %MVC Tournament

2011-12 (15-16, 9-9 MVC)
Coach: Teri Moren

N11 +DETROIT	W	64-62
N13 +at Notre Dame	L	34-99
N18 +CHATTANOOGA	L	54-75
N22 IUPUI	W	65-40
N27 at Belmont	L	59-69
N30 UT-MARTIN	W	66-55
D2 at Illinois-Chicago	W	75-59
D6 BUTLER	W	49-46
D10 at Eatern Illinois	L	60-75
D17 at Michigan	L	44-72
D20 at Chicago State	W	67-59
D22 at Northern Illinois	L	43-47
D30 *EVANSVILLE	W	73-54
J1 *SOUTHERN ILLINOIS	W	72-66
J6 *ILLINOIS STATE	W	67-53
J12 *at UNI	W	68-62
J14 *at Bradley	L	58-79
J20 *CREIGHTON	L	62-64
J22 *DRAKE	L	59-67
J27 *at Misouri State	L	70-84
J29 *at Wichita State	L	63-74
F3 *at Illinois State	L	67-78
F10 *BRADLEY	W	77-60
F12 *UNI	W	71-60
F17 *at Drake	L	43-60
F19 *at Creighton	L	48-63
F24 *MISSOURI STATE	L	58-68
F26 *WICHITA STATE	W	63-51
M1 *at Southern Illinios	W	69-46
M3 *at Evansville	W	58-47
M9 %vs. Wichita State	L	49-70

+Preseason WNIT; *MVC game; %MVC Tournament

2012-13 (18-13, 10-8 MVC)
Coach: Teri Moren

N9 EASTERN ILLINOIS	W	69-39
N12 MARSHALL	W	55-49
N16 at Indiana	L	48-60
N20 at IUPUI	L	67-71
N25 BELMONT	W	48-34
N29 at Saint Louis	W	48-46
D4 NORTHERN ILLINOIS	W	58-52
D7 ILLINOIS-CHICAGO	W	64-33
D16 at UT Martin (OT)	W	73-71
D18 CHICAGO STATE	W	69-35
D22 at Butler	L	45-56
J4 *BRADLEY	W	55-54
J6 *UNI	L	52-54
J11 *at Drake	W	67-49
J13 *at Creighton	L	50-69
J17 *SOUTHERN ILLINOIS	W	72-57
J19 *EVANSVILLE	L	54-55
J25 *at Illinois State	L	65-66
F1 *at Missouri State	W	71-67
F3 *at Wichita State	L	46-53
F8 *CREIGHTON	W	58-41
F10 *DRAKE	W	59-48
F14 *at Evansville	W	55-48
F16 *at Southern Illinois	W	77-64
F24 *ILLINOIS STATE	L	54-63
M1 *MISSOURI STATE	W	71-63
M3 *WICHITA STATE	L	53-63
M7 *at UNI	L	49-75
M9 *at Bradley	W	58-53
M15 %vs. UNI	L	60-71
M21 #at Youngstown State	L	51-63

*MVC games; %MVC Tournament; #WNIT

2013-14 (20-12, 14-4 MVC)
Coach: Teri Moren

N9 SOUTH ALABAMA	W	53-40
N12 at Eastern Illinois	W	65-53
N15 INDIANA	L	54-57
N18 at Stetson	L	74-90
N24 at Marshall	W	68-67
D3 at LSU	L	66-83
D9 IUPUI	L	64-68
D18 at East Tennessee State	L	67-75
D21 BUTLER	W	62-56
D28 +vs. Northwestern	W	70-67
D29 +at Tulane	L	45-51
J3 *UNI	W	60-53
J5 *DRAKE	W	90-81
J12 *ILLINOIS STATE	W	47-44
J16 *at Evansville	W	67-46
J19 *at Southern Illinois	W	63-44
J25 *MISSOURI STATE	W	74-57
J27 *WICHITA STATE	L	63-83
J31 *at Bradley	W	80-67
F2 *at Loyola	L	58-71
F7 *at Illinois State	L	50-53
F14 *SOUTHERN ILLINOIS	W	72-35
F16 *EVANSVILLE	L	56-63
F21 *at Missouri State	W	73-37
F23 *at Wichita State	W	63-51
F28 *LOYOLA	W	66-45
M2 *BRADLEY	W	73-60
M6 *at Drake	W	73-71
M8 *at UNI	W	85-72
M14 %vs. Loyola	W	61-52
M15 %vs. Drake	L	58-66
M20 #MARQUETTE	L	61-63

*MVC games; +Tulane Tournament; %MVC Tournament; #WNIT Tournament

2014-15 (17-13, 7-11 MVC)
Coach: Joey Wells

N14 SAINT LOUIS	W	63-60
N16 at Butler	W	66-51
N22 STETSON	L	52-62
N24 EAST TENNESSEE ST.	W	76-69
N26 at South Alabama	W	74-53
N30 at Indiana (OT)	W	65-61
D4 at IUPUI	W	61-60
D7 INDIANAPOLIS	W	62-43
D14 at Saint Louis	W	68-58
D20 +vs. SMU	W	64-55
D21 +at St. John's (2OT)	W	73-67
J2 *at Wichita State	L	52-63
J4 *at Missouri State	L	66-74
J9 *BRADLEY	W	64-50
J11 *LOYOLA	W	64-37
J16 *at Southern Illinois	L	53-65
J18 *at Illinois State	W	60-36
J23 *DRAKE	L	65-72
J25 *NORTHERN IOWA	L	55-57
F1 *EVANSVILLE	W	67-52
F6 *at Bradley	W	65-55
F8 *at Loyola	L	50-61
F13 *ILLINOIS STATE	W	74-65
F15 *SOUTHERN ILLINOIS	L	58-76
F20 *at Northern Iowa	L	29-64
F22 *at Drake	L	61-76
F27 *at Evansville	W	71-53
M5 *MISSOURI STATE	L	56-65
M7 *WICHITA STATE	L	54-62
M13 %vs. Missouri State	L	57-75

+St. John's Holiday Classic; *MVC games; %MVC Tournament

2015-16 (13-17, 9-9 MVC)
Coach: Joey Wells

N13 at Central Michigan	L	65-85
N15 at Northern Kentucky	L	67-73
N19 EASTERN ILLINOIS	W	60-42
N21 OMAHA	L	50-51
N25 SAINT LOUIS	L	52-62
N27 +at UMKC	W	77-47
N28 +vs. Stephen F. Austin	L	62-71
D1 at IUPUI	L	43-68
D6 at Tulsa	W	67-63
D8 INDIANA	L	50-53
D21 BUTLER (OT)	W	70-63
J1 *WICHITA STATE	W	59-33
J3 *MISSOURI STATE	L	51-59
J10 *ILLINOIS STATE	W	63-56
J15 *at Drake	L	55-80
J17 *at Northern Iowa	L	42-53
J22 *LOYOLA	W	62-48
J24 *BRADLEY	W	59-37
J29 *at Southern Illinois	L	64-76
J31 *at Evansville	W	59-44
F5 *at Illinois State	L	62-73
F12 *NORTHERN IOWA	L	45-61
F14 *DRAKE	W	68-53
F19 *at Bradley	W	68-59
F21 *at Loyola	W	74-71
F26 *EVANSVILLE	W	57-45
F28 *SOUTHERN ILLINOIS	L	58-62
M3 *at Missouri State	L	41-75
M5 *at Wichita State	L	53-54
M11 %vs. Missouri State	L	45-70

+UMKC Plaza Lights Classic; *MVC games; %MVC Tournament

2016-17 (12-18, 6-12 MVC)
Coach: Joey Wells

N11 N. KENTUCKY	58-38	W
N14 at Florida Atlantic	67-70	L
N19 at Cincinnati	63-55	W
N22 at Missouri	48-77	L
N25 at Omaha	45-72	L
N28 at Eastern Illinois	88-61	W
N30 IUPUI	35-45	L
D3 at Miami (OH)	62-54	W
D6 at Saint Louis	70-67	W
D11 at Butler	48-66	L
D21 TULSA	72-68	W
D30 *at Evansville	41-57	L
J1 *at Southern Illinois	68-53	W
J6 *BRADLEY	58-51	WOT
J8 *ILLINOIS STATE	63-49	W
J14 *at Loyola	48-38	W
J20 *at Northern Iowa	47-59	L
J22 *at Drake	62-76	L
J27 *WICHITA STATE	42-56	L
J29 *MISSOURI STATE	46-49	L
F3 *at Illinois State	65-47	W
F5 *at Bradley	41-54	L
F12 *LOYOLA	53-32	W
F17 *DRAKE	45-64	L
F19 *NORTHERN IOWA	59-61	LOT
F24 *at Missouri State	63-73	L
F26 *at Wichita State	43-67	L
M2 *SOUTHERN ILLINOIS	66-70	L
M4 *EVANSVILLE	44-52	L
M9 %vs Illinois State	44-51	L

*MVC games; %MVC Tournament

2017-18 (11-19, 9-9 MVC)
Coach: Joey Wells

N10 SAINT LOUIS	59-60	L
N17 at IUPUI	57-86	L
N20 FLORIDA ATLANTIC	58-66	L
N23 vs Montana	57-45	W
N24 vs South Dakota	59-71	L
N28 MISSOURI S&T	84-51	W
N30 at UIC	46-55	L
D7 at Illinois	52-81	L
D9 CENTRAL MICHIGAN	67-77	L
D19 MIAMI (OH)	56-68	L
D21 BUTLER	51-60	L
D29 *MISSOURI STATE	63-77	L
D31 *SOUTHERN ILLINOIS	45-64	L
J5 *EVANSVILLE	56-48	W
J12 *at Drake	64-85	L
J14 *at Northern Iowa	53-59	L
J19 *BRADLEY	65-50	W
J21 *ILLINOIS STATE	52-49	W
J26 *at Loyola	73-65	W
J28 *at Valparaiso	67-54	W
F2 *at Evansville	66-57	W
F9 *NORTHERN IOWA	46-56	L
F11 *DRAKE	51-84	L
F16 *at Illinois State	53-63	L
F18 *at Bradley	74-70	W
F23 *VALPARAISO	64-46	W
F25 *LOYOLA	74-67	W
M1 *at Southern Illinois	43-54	L
M3 *at Missouri State	56-69	L
M9 %vs Southern Illinois	67-69	L

*MVC games; %MVC Tournament

2018-19 (11-19, 5-13 MVC)
Coach: Vicki Hall

N7 at Marshall	62-53	W
N13 at Saint Louis	60-56	W
N23 at Grand Canyon	88-81	WO2
N24 vs UC Irvine	61-77	L
N29 at SEMO	62-51	W
D3 IUPUI	59-64	L
D5 at Illinois	57-75	L
D8 UIC	60-53	W
D17 at Butler	49-72	L
D21 at Eastern Illinois	39-63	L
D30 DAVENPORT	79-43	W
J4 *at Missouri State	58-71	L
J6 *at Southern Illinois	61-58	W
J11 *ILLINOIS STATE	59-44	W
J13 *BRADLEY	45-61	L
J18 *at Valparaiso	86-82	WOT
J20 *at Loyola	54-56	L
J25 *DRAKE	68-70	L
J27 *NORTHERN IOWA	51-71	L
F1 *at Evansville	76-69	W
F8 *at Bradley	80-81	L
F10 *at Illinois State	70-78	L
F15 *LOYOLA	36-44	L
F17 *VALPARAISO	67-59	W
F22 *at Northern Iowa	63-71	L
F24 *at Drake	77-96	L
M1 *EVANSVILLE	56-59	L
M7 *SOUTHERN ILLINOIS	61-80	L
M9 *MISSOURI STATE	66-76	L
M14 %vs Valparaiso	77-79	L

*MVC games; %MVC Tournament

2019-20 (5-25, 3-15 MVC)
Coach: Vicki Hall

N7 at Kansas	72-84	L
N10 at Eastern Illinois	59-57	W
N14 at Western Illinois	72-83	L
N19 at UIC	61-40	W
N26 at Colorado	46-59	L
N29 at Pacific	66-83	L
N30 vs CSUN	59-67	L
D3 MARSHALL	60-72	L
D7 at Murray State	62-70	L
D16 NORTHERN KENTUCKY	68-70	L
D21 SEMO	58-68	L
D30 SAINT LOUIS	53-55	L
J3 *at Illinois State	69-83	L
J5 *at Bradley	75-91	L
J10 *VALPARAISO	56-75	L
J12 *LOYOLA CHICAGO	51-58	L
J17 *at Drake	65-105	L
J19 *at Northern Iowa	43-73	L
J24 *MISSOURI STATE	55-76	L
J26 *SOUTHERN ILLINOIS	55-78	L
J31 *EVANSVILLE	68-58	W
F6 *at Loyola Chicago	55-65	L
F8 *at Valparaiso	45-61	L
F13 *NORTHERN IOWA	65-63	W
F15 *DRAKE	71-92	L
F21 *at Southern Illinois	42-60	L
F23 *at Missouri State	58-82	L
F28 *at Evansville	70-58	W
M5 *BRADLEY	59-68	L
M7 *ILLINOIS STATE	55-62	L

*MVC games

6 Indiana State (56-64).indd 64 11/23/2020 2:40:08 PM

LOYOLA

RAMBLERS

Loyola Ramblers Roster

No.	Name	Pos.	Ht.	Yr.	Hometown (Previous School)
1	Jala Johnson	G	5-8	So.	Toledo, Ohio/Notre Dame Academy
2	Ellie Rice	G	5-10	Sr.	Austin, Texas/Regents School of Austin
3	Alexis Meyer	G/F	5-11	Sr.	Portland, Ore./Westview
5	Kaylen Evans	G	5-8	Fr.	New Lenox, Ill./Nazareth Academy
10	Maya Chandler	G	5-7	Fr.	Martinsville, Ind./Triton Central
11	Janae Gonzales	G	5-8	Jr.	Tolleson, Ariz./Sierra Linda
12	Sam Galanopoulos	G	5-8	So.	Skokie, Ill./Niles West
14	Jordan Moser	F	6-2	So.	Wilmette, Ill./Loyola Academy
15	Sitori Tanin	F	6-2	Fr.	Middleton, Wis./Middleton
21	Allison Day	F	6-1	Jr.	Russellville, Ohio/Eastern
22	Anna Brown	G	5-10	So.	Waukee, Iowa/Waukee
23	Bre Hampton-Bey	G	5-6	Sr.	Toledo, Ohio/Notre Dame Academy/UMass
32	Kat Nolan	F/C	6-1	Sr.	Arlington Heights, Ill./Rolling Meadows
55	Julia Hoefling	F	6-1	So.	Cincinnati, Ohio/Mount Notre Dame

Ellie Rice

Kate Achter
Head Coach

Alma Mater: Bowling Green (2008)
Overall Record: 37-83 (Four Years)
Record at LUC: 37-83 (Four Years)
2019-20: 15-14/6-12 MVC (8th)

Year-By-Year Record

Season	School	Overall W	Overall L	Conf. W	Conf. L	Place	Conf. Tourn.
2016-17	Loyola	2	28	1	17	10th	0-1
2017-18	Loyola	7	23	5	13	8th	0-1
2018-19	Loyola	13	18	6	12	7th	1-1
2019-20	Loyola	15	14	6	12	8th	—
LUC Totals (Four Years)		**37**	**83**	**18**	**54**	**---**	**1-3**
Career Totals (Four Years)		**37**	**83**	**18**	**54**	**---**	**1-3**

Ramblers ... At A Glance

2019-20 Finish: 15-14/6-12 MVC (8th)
Letterwinners Returning/Lost: 10/2
Starters Returning/Lost: 3/2

NOTEWORTHY

- Now in her fifth year in Rogers Park, head coach Kate Achter led Loyola to its first winning season since 2012-13 last season, guiding the Ramblers to a 15-14 overall mark (6-12 MVC). The Maroon & Gold got off to a program-best 9-0 start, picking up six of those victories away from the friendly confines of Gentile Arena.

- Loyola returns 10 letterwinners from last season, including the starting trio of Ellie Rice, Allison Day, and Janae Gonzales. Rice was one of Loyola's "iron-women" in 2019-20, starting in all 29 games as she averaged 6.9 points and 5.0 rebounds. Day closed the year ranked second on the team in scoring (10.7 ppg), while Gonzales (7.4 ppg) continued her marksmanship from distance, connecting on a team-high 57 three-point field goals. Achter's group will also look forward to the continued development of Jala Johnson (6.1 ppg) and Sam Galanopoulos (4.8 ppg), both of whom where named to the MVC All-Freshman Team a year ago.

- In addition to its impressive returning core of talent, Loyola welcomes in a trio of freshmen newcomers in Kaylen Evans (New Lenox, Ill./Nazareth Academy), Maya Chandler (Martinsville, Ind./Triton Central), Sitori Tanin (Middleton, Wis./Middleton). The Ramblers also added transfer Bre Hampton-Bey (Toledo, Ohio/Notre Dame Academy/UMass), who will sit out the 2020-21 season due to NCAA transfer rules. Hampton-Bey spent the past three seasons at UMass, where she was named to the Atlantic 10's All-Rookie Team back in 2017-18.

Basketball Support Staff

Frank Goldsberry
Asst. Coach

Armelia Horton
Operations

Sean Selig
Video Coordinator

Kailyn Strawbridge
Student Asst. Coach

Kris Maday
Athletic Trainer

7 Loyola (66-74).indd 66 11/23/2020 1:56:27 PM

2020-21 Loyola Schedule

SCHEDULES WERE NOT AVAILABLE AT PRINT DEADLINE. ALL HOME GAMES WILL AIR ON AN ESPN PLATFORM. PLEASE VISIT THE QR CODE BELOW FOR CURRENT INFORMATION.

2019-20 Results
(15-14, 6-12 MVC)

Date	Opponent	Score	W/L
N5	at Detroit Mercy	89-60	W
N8	VERMONT	78-76	W
N13	at Eastern Illinois	67-51	W
N19	at Chicago State	98-53	W
N22	at Kansas City	72-67	WO2
D1	at Portland	78-64	WOT
D4	DARTMOUTH	61-40	W
D8	at SIUE	63-50	W
D16	BOWLING GREEN	84-76	W
D20	DEPAUL	76-83	L
D30	WESTERN MICHIGAN	60-70	L
J3	*MISSOURI STATE	72-74	LOT
J5	*SOUTHERN ILLINOIS	51-49	W
J10	*at Evansville	71-61	W
J12	*at Indiana State	58-51	W
J17	*BRADLEY	47-60	L
J19	*ILLINOIS STATE	69-64	W
J24	*at Valparaiso	64-66	L
J31	*at Northern Iowa	50-70	L
F2	*at Drake	52-80	L
F6	*INDIANA STATE	65-55	W
F8	*EVANSVILLE	77-47	W
F14	*at Illinois State	85-86	LO2
F16	*at Bradley	50-71	L
F22	*VALPARAISO	57-70	L
F28	*DRAKE	75-83	L
M1	*NORTHERN IOWA	70-73	L
M5	*at Southern Illinois	41-58	L
M7	*at Missouri State	61-72	L

Home in CAPS; *MVC games

LOYOLA UNIVERSITY

Athletic Directory

President: Jo Ann Rooney, PhD
Faculty Athletics Representative: Keith Lambrecht
Director of Athletics: Steve Watson
Senior Woman Administrator: Holly Strauss-O'Brien
Athletics Department Telephone: (773) 508-2560
Athletics Department Address: 6526 N. Winthrop Avenue, Chicago, IL 60626
Head Basketball Coach: Kate Achter
Basketball Office Phone: (773) 508-2755
Assistant Coaches: Frank Goldsberry, Kailyn Strawbridge
Sports Information Contact: Ryan Haley
SID Office Phone: (773) 508-2557
SID Cell Number: (319) 330-3262
SID Email: jhaley2@luc.edu

University Facts

Founded: 1870
Location: Chicago, Ill.
Enrollment: 17,007
Colors: Maroon & Gold
Nickname: Ramblers
Years in the MVC: Seven
Arena: Gentile Arena (4,963)
Courtside Telephone Number: (773) 274-3550

Athletics Staff

Jo Ann Rooney, PhD
President

Holly Strauss-O'Brien
SWA

Steve Watson
Athletic Director



Ryan Haley
WBB SID

7 Loyola (66-74).indd 67 11/23/2020 1:56:28 PM

2019-20 STATISTICAL REVIEW

All Game Statistics (15-14)

#	Player	GP	GS	Min	Avg	— TOTAL — FG	FGA	Pct	3-POINTERS 3FG	FGA	Pct	FT	FTA	Pct	— REBOUNDS — Off	Def	Tot	Avg	PF	FO	A	TO	Blk	Stl	Pts	Avg
04	O'Connor, Abby	29	28	948	32.7	132	347	.380	42	139	.302	50	62	.806	55	177	232	8.0	69	2	58	38	21	24	356	12.3
21	Day, Allison	29	20	614	21.2	130	245	.531	1	2	.500	48	74	.649	50	78	128	4.4	61	2	29	29	11	11	309	10.7
05	Wallace, Tiara	29	29	885	30.5	108	243	.444	9	34	.265	69	99	.697	29	95	124	4.3	60	1	125	97	14	51	294	10.1
11	Gonzales, Janae	29	21	708	24.4	73	201	.363	57	162	.352	11	18	.611	8	67	75	2.6	40	1	25	41	2	19	214	7.4
02	Rice, Ellie	29	29	814	28.1	68	179	.380	13	60	.217	52	79	.658	42	104	146	5.0	53	0	39	45	3	18	201	6.9
01	Johnson, Jala	24	8	330	13.8	59	147	.401	6	32	.188	23	41	.561	20	33	53	2.2	39	0	19	28	1	10	147	6.1
12	Galanopoulos, Sam	29	0	536	18.5	49	124	.395	8	21	.381	33	43	.767	13	57	70	2.4	52	1	57	69	2	12	139	4.8
32	Nolan, Kat	27	1	377	14.0	47	100	.470	7	20	.350	14	19	.737	26	50	76	2.8	60	1	11	27	6	9	115	4.3
22	Brown, Anna	15	0	160	10.7	15	41	.366	14	39	.359	4	5	.800	4	16	20	1.3	24	1	7	10	0	1	48	3.2
03	Meyer, Alexis	22	9	367	16.7	26	63	.413	1	1	1.000	15	21	.714	33	43	76	3.5	27	0	13	20	4	11	68	3.1
24	Dunson, Maya	10	0	85	8.5	7	25	.280	4	17	.235	4	5	.800	6	15	21	2.1	6	0	8	8	0	1	22	2.2
55	Hoefling, Julia	19	0	124	6.5	11	28	.393	0	2	.000	6	9	.667	4	12	16	0.8	7	0	4	7	2	2	28	1.5
14	Moser, Jordan	1	0	2	2.0	0	1	.000	0	0	.000	0	0	.000	0	0	0	0.0	0	0	0	0	0	0	0	0.0
	TEAM														54	61	115	4.0	0			19			0	
	Total	29				725	1744	.416	162	529	.306	329	475	.693	344	808	1152	39.7	498	9	395	438	66	169	1941	66.9
	Opponents	29				693	1692	.410	177	582	.304	317	471	.673	251	729	980	33.8	488	-	380	412	102	227	1880	64.8

Conference Game Statistics (6-12, 8th)

#	Player	GP	GS	Min	Avg	— TOTAL — FG	FGA	Pct	3-POINTERS 3FG	FGA	Pct	FT	FTA	Pct	— REBOUNDS — Off	Def	Tot	Avg	PF	FO	A	TO	Blk	Stl	Pts	Avg
05	Wallace, Tiara	18	18	550	30.6	80	172	.465	7	27	.259	50	67	.746	13	65	78	4.3	41	1	76	58	10	32	217	12.1
04	O'Connor, Abby	18	17	595	33.1	72	206	.350	23	88	.261	27	37	.730	33	114	147	8.2	44	1	25	22	13	12	194	10.8
21	Day, Allison	18	9	339	18.8	61	128	.477	1	2	.500	29	45	.644	25	44	69	3.8	40	1	7	20	4	8	152	8.4
02	Rice, Ellie	18	18	525	29.2	39	109	.358	5	37	.135	25	43	.581	22	66	88	4.9	35	0	16	31	2	10	108	6.0
11	Gonzales, Janae	18	10	410	22.8	35	107	.327	25	84	.298	10	14	.714	2	38	40	2.2	25	1	13	21	2	13	105	5.8
01	Johnson, Jala	15	8	214	14.3	32	81	.395	2	20	.100	18	30	.600	12	26	38	2.5	28	0	9	22	0	5	84	5.6
12	Galanopoulos, Sam	18	0	323	17.9	33	78	.423	6	14	.429	18	23	.783	7	37	44	2.4	33	1	27	46	1	6	90	5.0
32	Nolan, Kat	16	1	221	13.8	27	58	.466	7	16	.438	7	8	.875	12	27	39	2.4	36	1	6	14	4	4	68	4.3
03	Meyer, Alexis	14	9	287	20.5	19	38	.500	1	1	1.000	6	11	.545	22	26	48	3.4	23	0	11	18	2	9	45	3.2
22	Brown, Anna	10	0	118	11.8	9	29	.310	8	27	.296	0	0	.000	2	11	13	1.3	20	1	5	9	0	1	26	2.6
55	Hoefling, Julia	13	0	88	6.8	10	23	.435	0	2	.000	6	9	.667	2	6	8	0.6	2	0	3	5	1	1	26	2.0
24	Dunson, Maya	1	0	5	5.0	0	1	.000	0	1	.000	0	0	.000	0	0	0	0.0	0	0	1	1	0	0	0	0.0
	TEAM														34	29	63	3.5	0			12			0	
	Total	18				417	1030	.405	85	319	.266	196	287	.683	186	489	675	37.5	327	7	199	279	39	101	1115	61.9
	Opponents	18				437	1032	.423	101	349	.289	215	324	.664	155	466	621	34.5	292	-	233	238	60	139	1190	66.1

7 Loyola (66-74).indd 68 11/23/2020 1:56:28 PM

CAREER LEADERS/MEDIA OUTLETS

CAREER LEADERS - TOP 10

POINTS

No.	Student-Athlete (Years)	Pts.
1.	Sherry Metz (1988-92)	1,482
2.	Kathy Leyden (1982-986)	1,466
3.	Cindy Pruim (1988-92)	1,356
4.	Monica Albano (2009-13)	1,350
5.	Lora Wolf (1994-98)	1,336
6.	Taylor Johnson (2013-16)	1,325
7.	Ciara Henderson (2001-05)	1,303
8.	Lisa Kasprowicz (1980-84)	1,296
9.	Maggie McCloskey (2006-10)	1,282
10.	Kathy Anderson (1980-84)	1,263

REBOUNDS

No.	Student-Athlete (Years)	Rebs.
1.	Kathy Anderson (1980-84)	798
2.	Nicole Richards (1994-98)	769
3.	Lisa Kasprowicz (1980-84)	765
4.	Sue Busiel (1982-86)	679
5.	Sherry Metz (1988-92)	677
6.	Lauren Sirus (1998-2002)	643
7.	Abby O'Connor (2017-20)	634
8.	Troy Hambric (2010-14)	600
9.	Mary Just (1985-88)	594
10.	Mary Schoenhoff (1980-82)	586

ASSISTS

No.	Student-Athlete (Years)	Asts.
1.	Faith Mimnaugh (1981-85)	1,000
2.	Mariann Murtaugh (1988-92)	653
3.	Veronica Pettry (1986-90)	538
4.	Tracy Hoffmann (1999-2003)	440
	Katy Winski (1992-97)	440
6.	Sharon Carr (1985-87)	388
7.	Tiara Wallace (2016-20	385
8.	Keisha Collins (2007-10)	371
9.	Maggie McCloskey (2006-10)	363
10.	Lora Wolf (1994-98)	347

BLOCKED SHOTS

No.	Student-Athlete (Years)	Blks.
1.	Denise Lawrence (1986-90)	161
2.	Troy Hambric (2010-13)	153
3.	Taylor Manuel (2012-16)	108
4.	Abby O'Connor (2017-20)	106
5.	Maggie Toczylowski (2000-04)	99
	Brittany Boeke (2007-11)	99
7.	Jackie Huszti (1982-86)	88
8.	Elyse VanBogaert (2006-10)	84
9.	Abby Skube (2009-13)	80
10.	Sue Busiel (1982-86)	75

STEALS

No.	Student-Athlete (Years)	Stls.
1.	Katy Winski (1992-97)	254
2.	Veronica Pettry (1986-90)	250
3.	Faith Mimnaugh (1981-85)	234
	Mariann Murtaugh (1988-93)	234
	Taylor Johnson (2012-16)	234
6.	Lora Wolf (1994-98)	212
7.	Nicole Richards (1994-98)	194
8.	Kathy Leyden (1982-86)	191
9.	Lori Esser (1990-94)	187
10.	Tiara Wallace (2016-20)	180

ACTIVE CAREER LEADERS

Allison Day

SCORING
735 – Ellie Rice
516 – Allison Day

FIELD GOAL SHOOTING
.502 (224-446) – Allison Day
.487 (75-154) – Alexis Meyer

FIELD GOALS MADE
251 – Ellie Rice
224 – Allison Day

3-POINT SHOOTING
.357 (112-314) – Janae Gonzales
.287 (72-251) – Ellie Rice

3-POINTERS MADE
112 – Janae Gonzales
72 – Ellie Rice

FREE THROW SHOOTING
.794 (50-63) – Kat Nolan
.740 (37-50) – Janae Gonzales

FREE THROWS MADE
161 – Ellie Rice
65 – Allison Day

ASSISTS
148 – Ellie Rice
62 – Allison Day

STEALS
49 – Ellie Rice
29 – Janae Gonzales

BLOCKS
37 – Allison Day
29 – Kat Nolan

REBOUNDS
340 – Ellie Rice
289 – Allison Day

MEDIA OUTLETS

NEWSPAPER

Chicago Tribune
Tim Bannon, Sports Editor
160 Stetson Avenue
Chicago, IL 60601
Phone: (312) 222-3478

Chicago Sun-Times
Chris De Luca, Editor
350 N. Orleans Street, 10th Floor
Chicago, IL 60654
Phone: (312) 321-2664

Daily Herald
Tom Quinlan, Editor
P.O. Box 280
Arlington Heights, IL 60006-0280
Phone: (847) 427-4430

Loyola Phoenix
Abby Schnable/Kyle Brown, Co-Sports Editor
51 East Pearson Street
Chicago, IL 60611
Phone: (312) 915-7240

TELEVISION

WBBM-TV (CBS-2)
Krista Ruch, Producer
22 West Washington Street
Chicago, IL 60602
Office: (312) 899-2330

WMAQ-TV (NBC-5)
Steve Lippo, Producer
454 N. Columbus
Chicago, IL 60611
Office: (312) 836-3665

WLS-TV (ABC-7)
Larry Snyder, Producer
190 N. State Street
Chicago, IL 60601
Office: (312) 750-7108

WGN-TV (Ch. 9)
Joel Liberatore, Producer
2501 W. Bradley Place
Chicago, IL 60618
Office: (773) 883-3326

WFLD-TV (FOX-32)
John Eskra, Producer
205 N. Michigan Ave., Ground Floor
Chicago, IL 60601
Phone: (312) 565-5529

NBS Sports Chicago
Tim Folke, Producer
350 N. Orleans – Suite S1-100
Chicago, IL 60654
Office: (312) 222-6000

7 Loyola (66-74).indd 69 11/23/2020 1:56:29 PM

YEAR-BY-YEAR IN THE VALLEY

Year	Overall	MVC	Finish	Conf. Tourney	Post Season
1987	14-14	7-5	Fourth	—	—
1988	16-11	8-2	T-First	—	—
1989	21-8	12-2	T-First	1-1	—
1990	13-14	7-9	T-Fifth	—	—
1991	11-17	8-8	Sixth	0-1	—
1992	11-17	6-6	T-Third	0-1	—
1993	6-21	3-13	Eighth	—	—
1994	8-19	3-9	Sixth	0-1	—
1995	4-23	3-13	Eleventh	0-1	—
1996	6-21	4-12	Eighth	0-1	—
1997	3-23	3-13	Ninth	—	—
1998	7-20	4-10	Seventh	0-1	—
1999	3-22	3-11	T-Sixth	0-1	—
2000	3-23	1-13	Eighth	0-1	—
2001	11-18	4-10	Sixth	1-1	—
2002	15-14	8-8	T-Fourth	1-1	—
2003	12-17	8-8	T-Fourth	1-1	—
2004	11-17	6-10	T-Sixth	0-1	—
2005	7-21	4-12	Eighth	0-1	—
2006	4-25	3-13	Seventh	1-1	—
2007	7-21	5-11	T-Sixth	0-1	—
2008	8-23	5-13	Ninth	1-1	—
2009	8-21	3-15	Ninth	0-1	—
2010	15-15	9-9	T-Fifth	0-1	—
2011	12-19	5-13	Eighth	1-1	—
2012	13-17	8-10	Sixth	0-1	—
2013	17-15	10-6	Third	2-1	—
2014	11-21	6-12	Eighth	1-1	—
2015	6-25	3-15	Ninth	1-1	—
2016	14-16	10-8	Fifth	0-1	—
2017	2-28	1-17	Tenth	0-1	—
2018	7-23	5-13	Eighth	0-1	—
2019	13-18	6-12	Seventh	1-1	—
2020	15-14	6-12	Eighth	—	—
DI	**334-631**	**187-353**		**12-28**	**—**
MVC	**68-145**	**37-89**		**3-6**	**0-0**

Kate Achter

COACHING RECORDS

By Tenure

Coaches (Seasons)	Years	W	L	Pct.
Marty Hawkins (14)	1979-93	227	158	.590
Tracy Manuel (3)	1993-96	18	63	.222
Keir Rogers (2)	1996-98	10	42	.192
Pam Roecker (1)	1998-99	3	22	.120
Mary Helen Walker (6)	1999-2005	59	110	.349
Shannon Reidy (4)	2005-09	27	90	.252
Eric Simpson (4)	2009-13	56	66	.459
Sheryl Swoopes (3)	2013-16	31	62	.333
Kate Achter (4)	2016-	37	83	.308
Ramblers Totals (41)	1979-	468	696	.402

Versus the Missouri Valley Conference

Coaches (Seasons)	Years	W	L	Pct.
Sheryl Swoopes (3)	2013-16	19	35	.352
Kate Achter (4)	2016-	18	54	.250
Ramblers Totals (7)	2013-	37	89	.294

In the Valley Tournament

Coaches (Seasons)	Years	W	L	Pct.
Sheryl Swoopes (3)	2013-16	2	3	.400
Kate Achter (4)	2016-	1	3	250
Ramblers Totals (7)	2013-	3	6	.333

7 Loyola (66-74).indd 70 11/23/2020 1:56:30 PM

LOYOLA INDIVIDUAL RECORDS

Points:
Game: 38, Mary Schoenhoff vs. Bradley (12/7/80)
Season: 614, Mary Schoenhoff (1981-82)
Career: 1,482, Sherry Metz (1988-92)

Field Goals Made:
Game: 17, Mary Schoenhoff vs. No. Illinois (12/15/80)
Season: 252, Mary Schoenhoff (1980-81)
Career: 600, Kathy Leyden (1982-86)

Field Goal Percentage:
Season: .609, Lauren Sirus (1999-00)
Career: .548, Jenna Real (2003-07)

Three-Point Field Goals Made:
Game: 9, Three times
Janae Gonzales vs. Detroit Mercy (11/5/19)
Maggie McCloskey vs. Wright State (2/13/10)
Maggie McCloskey vs. Central Mich. (12/18/08)
Season: 90, Maggie McCloskey (2007-08)
Career: 325, Maggie McCloskey (2006-10)

Free Throws Made:
Game: 14, four times
Taylor Manuel vs. Southern Illinois (3/1/15)
Sherry Metz vs. Marquette (1/17/91)
Sherry Metz vs. Evansville (2/24/90)
Mary Schoenhoff vs. Carthage (1/9/82)
Season: 179, Sherry Metz (1991-92)
Career: 534, Sherry Metz (1988-92)

Free Throw Percentage:
Season: .929, Claire Molloy (1995-96)
Career: .833, Ciara Henderson (2001-05)

Rebounds:
Game: 21, twice
Marquise Hanser vs. Youngstown State (2/5/05)
Sherry Metz vs. Xavier (2/7/91)
Season: 318, Mary Schoenhoff (1981-82)
Career: 798, Kathy Anderson (1980-84)

Steals:
Game: 11, twice
Veronica Pettry vs. Detroit (3/4/89)
Veronica Pettry vs. Butler (1/16/88)
Season: 126, Veronica Pettry (1988-89)
Career: 254, Katy Winski (1992-97)

Assists:
Game: 22, Veronica Pettry vs. Detroit (3/4/89)
Season: 316, Faith Mimnaugh (1984-85)
Career: 1,000, Faith Mimnaugh (1981-85)

Blocked Shots:
Game: 7, twice
Troy Hambric vs. Missouri State (1/12/14)
Destiny Washington vs. Drake (3/7/15)
Season: 73, Denise Lawrence (1988-89)
Career: 161, Denise Lawrence (1986-90)

Maggie McCloskey (2006-10)

LOYOLA TEAM RECORDS

Most Points:
Game: 108, twice
vs. Notre Dame (2/18/89)
vs. Creighton (4OT) (1/12/86)
Season: 2,294 (1981-82)

Field Goals Made:
Game: 47, vs. UIC (12/13/87)
Season: 954 (1981-82)

Field Goal Percentage:
Game: .688 (44-64), vs. UNI (12/17/83)
Season: .488 (1983-84)

Most Three-Point Field Goals:
Game: 13, vs. Butler (2/19/04)
Season: 214 (2009-10)

3FG Percentage:
Game: .688 (11-16), vs. UIC (12/23/04)
Season: .471 (1987-88)

Free Throws Made:
Game: 38, vs. Detroit (2/15/01)
Season: 491 (2000-01)

Free Throw Percentage:
Game: .952 (20-21), vs. Wright State (1/21/06)
Season: 76.6 (2006-07)

Rebounds:
Game: 62, vs. Valparaiso (2/22/94)
Season: 1,371 (1981-82)

Assists:
Game: 33, twice
vs. UIC (2/10/88)
vs. UIC (12/13/87)
Season: 565 (1988-89)

Blocked Shots:
Game: 14, vs. Wright State (1/5/12)
Season: 182 (2010-11)

Steals:
Game: 25, vs. Marquette (2/16/91)
Season: 362 (1988-89)

Largest Margin of Victory:
Game: 78 (96-18), vs. Xavier (1/11/80)

Most Consecutive Wins:
16 (1983-84)

Sherry Metz (1988-92)

7 Loyola (66-74).indd 71 11/23/2020 1:56:30 PM

LOYOLA ALL-TIME VS. MVC TEAMS

Bradley
(Bradley leads 27-16)

12/1/79	Neutral site	W	70-65
2/29/80	Neutral site	L	62-81
12/6/80	Neutral site	W	90-64
3/5/81	Neutral site (2OT)	W	79-71
2/26/82	at Bradley	W	95-78
2/1/83	at Loyola	L	80-94
1/7/84	at Bradley	W	77-45
12/30/85	at Loyola	W	98-91
12/19/88	at Loyola	W	80-71
12/5/89	at Bradley	L	54-65
11/28/90	at Loyola	L	51-67
11/25/91	at Bradley	L	84-93
1/4/93	at Loyola	W	54-49
11/25/93	at Bradley	W	79-75
12/21/95	at Bradley	L	58-83
12/4/96	at Loyola	L	66-90
12/7/97	at Bradley	L	62-74
12/8/98	at Bradley	L	73-90
12/4/01	at Loyola	L	50-69
11/30/02	at Bradley	L	59-83
12/6/03	at Loyola	W	87-71
12/4/04	at Bradley	L	66-95
12/2/05	at Loyola	L	50-61
12/3/06	at Bradley	L	59-79
12/5/07	at Loyola	L	56-80
11/15/08	at Bradley	L	60-67
1/19/14	at Loyola	W	73-63
2/15/14	at Bradley	L	49-54
3/13/14	$at St. Charles	W	75-69
1/25/15	at Loyola	L	45-46
2/20/15	at Bradley	L	57-66
3/12/15	$at St. Charles	W	67-55
1/3/16	at Bradley	W	67-54
3/5/16	at Loyola	W	64-73
1/8/17	at Loyola	L	53-60
2/3/17	at Bradley	L	45-72
3/9/17	$at Moline	L	42-57
1/5/18	at Loyola	L	57-59
2/4/18	at Bradley	W	71-61
2/3/19	at Loyola	L	56-69
3/2/19	at Bradley	L	59-71
1/17/20	at Loyola	L	60-47
2/16/20	at Bradley	L	71-50

Drake
(Drake leads 17-3)

12/15/89	at Loyola	W	82-60
12/22/90	at Drake	L	89-92
11/23/91	at Loyola	W	81-68
12/22/92	at Drake	L	65-73
1/2/94	at Loyola	L	62-96
12/22/11	at Drake	L	50-65
1/24/14	at Drake	W	75-69
2/23/14	at Loyola	L	64-70
1/2/15	at Loyola	L	60-86
3/7/15	at Drake (OT)	L	70-74
1/31/16	at Loyola	L	65-81
2/26/16	at Drake	L	61-91
1/20/17	at Drake	L	46-89
2/19/17	at Loyola	L	42-86
12/31/17	at Drake	L	46-72
3/1/18	at Loyola	L	53-97
1/11/19	at Drake	L	60-69
2/10/19	at Loyola	L	55-83
2/2/20	at Drake	L	80-52
2/28/20	at Loyola	L	83-75

Evansville
(Loyola leads 27-12)

2/19/83	at Evansville	W	68-67
1/28/84	at Loyola	W	93-76
2/25/84	at Evansville	W	80-67
2/10/85	at Evansville	L	62-63
3/10/85	at Loyola	W	74-61
2/9/86	at Loyola	W	75-70
3/8/86	at Evansville	W	84-73
1/26/87	at Evansville	L	73-83
2/23/87	at Loyola	W	78-63
1/30/88	at Loyola	W	74-55
2/27/88	at Evansville	L	62-88
1/28/89	at Evansville	W	68-67
2/25/89	at Loyola	W	75-70
1/27/90	at Loyola	W	70-50
2/24/90	at Evansville	W	82-64
1/26/91	at Evansville	L	72-88
2/23/91	at Loyola	L	60-72
3/3/91	at Evansville	L	56-61
1/2/92	at Loyola	W	64-54
3/5/92	at Evansville	W	67-54
12/12/92	at Loyola	W	74-63
2/4/93	at Evansville	L	36-54
1/22/94	at Loyola	W	81-72
2/10/94	at Evansville	W	83-59
1/2/14	at Evansville	L	57-75
3/8/14	at Loyola	L	63-77
1/8/15	at Evansville	L	38-63
2/6/15	at Loyola	W	70-58
1/8/16	at Evansville	W	63-49
2/7/16	at Loyola	W	67-54
1/1/17	at Evansville	L	36-67
3/2/17	at Loyola	L	50-81
1/28/18	at Loyola	W	82-63
2/23/18	at Evansville	W	60-47
1/18/19	at Loyola	W	61-56
2/17/19	at Evansville	W	71-51
3/14/19	$at Moline	W	90-80
1/10/20	at Evansville	W	71-61
2/8/20	at Loyola	W	77-47

Illinois State
(Illinois State leads 12-7)

3/2/78	Neutral site	L	42-108
12/11/04	at Loyola	L	58-62
11/20/05	at Illinois State	L	56-82
11/14/06	at Loyola	L	66-77
11/29/07	at Illinois State	L	51-82
1/31/14	at Loyola	L	54-65
3/2/14	at Illinois State	L	61-69
2/1/15	at Illinois State	L	56-72
2/27/15	at Loyola	W	67-53
1/24/16	at Illinois State	W	57-41
2/19/16	at Loyola	W	73-61
1/6/17	at Loyola	W	64-61
2/5/17	at Illinois State	L	51-63
1/7/18	at Loyola	W	62-59
2/2/18	at Illinois State	L	49-57
2/1/19	at Loyola	W	62-59
2/28/19	at Illinois State	L	52-65
1/19/20	at Loyola	W	69-64
2/14/20	at Illinois StateL (2OT)		86-85

Indiana State
(Indiana State leads 12-8)

12/4/82	Neutral site	W	86-71
12/18/96	at Indiana State	L	61-85
11/29/97	at Loyola (OT)	W	63-62
12/10/05	at Loyola	L	80-93
11/28/06	at Indiana State	L	71-102
2/2/14	at Loyola	W	71-58
2/28/14	at Indiana State	L	45-66
3/14/14	$at St. Charles	L	52-61
1/11/15	at Indiana State	L	37-64
2/8/15	at Loyola	W	61-50
1/22/16	at Indiana State	L	48-62
2/21/16	at Loyola	L	71-74
1/14/17	at Loyola	L	38-48
2/12/17	at Indiana State	L	32-53
1/26/18	at Loyola	L	65-73
2/25/18	at Indiana State	L	67-74
1/20/19	at Loyola	W	56-54
2/15/19	at Indiana State	W	44-36
1/12/20	at Indiana State	W	58-51
2/6/20	at Loyola	W	65-55

Missouri State
(Missouri State leads 14-3)

2/27/83	at Loyola	W	76-53
12/31/84	at Loyola	W	95-76
1/12/14	at Loyola	W	63-61
2/7/14	at Missouri State	L	41-66
1/16/15	at Loyola	L	57-87
2/15/15	at Missouri State	L	64-83
1/17/16	at Loyola	L	62-73
2/12/16	at Missouri St. (OT)	L	81-91
1/27/17	at Loyola	L	32-60
2/26/17	at Missouri State	L	52-61
1/21/18	at Missouri State	L	36-75
2/16/18	at Loyola	L	58-69
1/25/19	at Missouri State	L	49-84
2/24/19	at Loyola	L	58-85
3/15/19	$at Moline	L	50-59
1/3/20	at Loyola	L(OT)	74-72
3/7/20	at Missouri State	L	72-61

Northern Iowa
(UNI leads 13-3)

12/17/83	at Loyola	W	94-58
12/22/84	at UNI	W	80-62
1/26/14	at UNI	L	59-70
2/21/14	at Loyola	L	49-73
1/4/15	at Loyola	L	58-75
3/5/15	at UNI	L	64-69
1/29/16	at Loyola	W	64-60
2/28/16	at UNI	L	52-63
1/22/17	at UNI	L	30-68
2/17/17	at Loyola	L	43-89
12/29/17	at UNI	L	41-70
3/3/18	at Loyola	L	39-64
1/13/19	at UNI	L	52-64
2/8/19	at Loyola	L	65-71
1/31/20	at UNI	L	70-50
3/1/20	at Loyola	L	73-70

Southern Illinois
(So. Illinois leads 11-8)

12-18-82	at Loyola	L	60-75
2-26-84	at So. Illinois	L	59-85
11-17-11	at So. Illinois	W	66-44
11-17-12	at Loyola	W	82-73
1-4-14	at Loyola	W	60-48
3-6-14	at Loyola	W	67-56
1/30/15	at So. Illinois	L	58-64
3/1/15	at Loyola (OT)	L	70-74
1/10/16	at So. Illinois (OT)	W	69-68
2/5/16	at Loyola	W	83-59
3/11/16	$at Moline	L	64-73
12/30/16	at So. Illinois	L	57-73
3/4/17	at Loyola	L	46-71
1/19/18	at So. Illinois	L	46-62
2/18/18	at Loyola	W	62-53
1/27/19	at So. Illinois	L	63-74
2/22/19	at Loyola	L	41-64
1/5/20	at Loyola	W	51-49
3/5/20	at So. Illinois	L	58-41

Valparaiso
(Valparaiso leads 24-6)

2/22/94	at Valparaiso	L	88-85
12/6/94	at Loyola	L	80-75
12/3/95	at Valparaiso	L	76-58
12/14/96	at Loyola	L	88-69
12/2/97	at Valparaiso	L	87-72
12/21/99	at Loyola	L	81-65
12/15/02	at Loyola	L	54-47
12/14/03	at Valparaiso	L	61-45
12/18/04	at Loyola	L	72-61
12/18/05	at Valparaiso	L	83-50
12/30/06	at Loyola	L	77-74
1/12/08	at Loyola	W	64-60
2/7/08	at Valparaiso	L	69-62
1/17/09	at Valparaiso	L	69-52
2/12/09	at Loyola	L	85-60
1/4/10	at Valparaiso	L	48-39
3/4/10	at Loyola	W	62-61
1/22/11	at Loyola	L	65-58
2/17/11	at Valparaiso	L	72-68
1/19/12	at Loyola	W	86-56
2/18/12	at Valparaiso	L	69-46
1/16/13	at Valparaiso	W	52-44
2/13/13	at Loyola	W	68-58
1/12/18	at Valparaiso	L	60-76
2/11/18	at Loyola	L	53-63
3/8/18	$at Moline	L	46-63
1/6/19	at Loyola	W	80-54
3/9/19	at Valparaiso	L	74-81
1/24/20	at Valparaiso	L	66-64
2/22/20	at Loyola	L	70-57

$MVC Tournament game

7 Loyola (66-74).indd 72 11/23/2020 1:56:30 PM

LOYOLA YEAR-BY-YEAR RESULTS

1979-80 (19-4)
Coach: Marty Hawkins
vs. SIUE W 73-54
vs. Bradley W 70-65
vs. St. Francis W 68-50
at Kennedy-King W 88-59
Wright JC W 79-66
at UIC L 47-76
at Xavier W 96-18
Thornton CC W 85-45
at Northern Illinois L 68-75
Triton JC W 89-48
N.E. Illinois W 78-50
Chicago State W 78-44
Lake Forest W 79-46
at Harper JC W 83-51
Elmhurst W 98-26
Lewis W 75-72
at N.E. Illinois W 78-64
at College of DuPage W 82-24
at Illinois Benedictine W 97-64
at DePaul L 53-83
vs. SIUE W 81-62
vs. Bradley L 62-81
vs. Lewis W 87-59

1980-81 (17-13)
Coach: Marty Hawkins
at DePaul L 66-81
vs. N.E. Illinois W 91-36
vs. Bradley W 90-64
vs. St. Francis L 62-63
NAT. COLLEGE OF EDU. W 90-85
vs.William Penn L 52-95
vs. UW-Superior W 83-52
NORTHERN ILLINOIS W 93-74
at Illinois L 63-90
vs. Concordia W 87-61
vs. Northern Illinois L 61-62
CREIGHTON W 69-51
OAKLAND L 56-64
XAVIER W 84-75
NORTH CENTRAL W 82-58
UIC L 81-85
ST. FRANCIS W 64-59
at N.E. Illinois W 77-74
EASTERN ILLINOIS L 73-74
N.E. ILLINOIS W 81-44
at Lewis L 64-73
at St. Francis L 56-70
WILLIAM WOODS W 69-59
at Milwaukee L 56-57
SNITZ AAU W 85-70
DEPAUL L 58-85
CHICAGO STATE W 96-61
vs. Bradley (2OT) W 79-71
vs. Eastern Illinois L 73-76
vs. SIUE W 66-62

1981-82 (20-10)
Coach: Marty Hawkins
at Illinois L 66-79
MARYCREST W 106-64
DEPAUL W 84-67
ST. FRANCIS W 63-60
N.E. ILLINOIS W 63-57
GREEN BAY W 68-57
at Wisconsin L 67-81
N.E. ILLINOIS W 73-63
CARTHAGE W 82-62
at UIC L 58-72
at Dayton L 68-82
atXavier W 81-70
LORAS W 106-61
ST. FRANCIS W 87-66
LEWIS W 97-70
at North Central W 77-66
at Northern Illinois L 58-61
at N.E. Illinois W 88-65
MILWAUKEE W 73-56
TOLEDO W 69-63
at St. Francis (OT) L 70-77
at DePaul L 54-85
MARQUETTE W 94-45
at Eastern Illinois L 73-81
at Bradley W 95-78
at Chicago State W 81-54
QUINCY W 76-65
LEWIS W 88-61
EASTERN ILLINOIS L 70-71
XAVIER L 59-65

1982-83 (17-10)
Coach: Marty Hawkins
at Purdue L 66-76
vs. Indiana State W 86-71
SAINT LOUIS W 94-51
SOUTHERN ILLINOIS L 60-75
NORTHERN ILLINOIS W 74-73
WISCONSIN L 66-68
DETROIT W 67-54
UIC W 83-68
DEPAUL W 63-54
NORTH DAKOTA W 84-65
EASTERN ILLINOIS W 68-59
NORTHERN MICHIGAN W 70-58
at Loras L 57-62
at St. Ambrose L 69-72
BRADLEY L 80-94
at Notre Dame L 61-80
N.E. ILLINOIS W 73-59
DAYTON L 63-65
ST. FRANCIS W 75-70
at Butler L 58-78
at Kentucky Wesleyan W 76-68
at Evansville W 68-67
XAVIER W 86-48
at Western Illinois W 81-71
MISSOURI STATE W 76-54
at UIC W 70-58
at DePaul L 59-67

1983-84 (23-4, 9-1 MCC)
Coach: Marty Hawkins
at Northwestern L 67-75
vs. UIC W 64-56
WESTERN ILLINOIS W 82-54
NORTHERN IOWA W 94-58
UIC W 72-54
LORAS W 77-52
WISCONSIN L 51-68
WAYNE STATE W 72-53
IOWA STATE W 70-50
at Bradley W 77-45
*XAVIER W 89-56
*DEPAUL W 61-57
*at Notre Dame W 59-56
*DETROIT W 73-69
at St. Francis W 95-69
*EVANSVILLE W 93-76
*at Xavier W 89-76
*at DePaul W 49-45
*BUTLER W 93-73
ST. AMBROSE W 84-73
FLORIDA INT. W 83-69
at UIC W 75-63
*at Evansville W 80-67
at Southern Illinois L 59-85
*at Detroit L 56-71
CREIGHTON W 72-67
*NOTRE DAME W 64-53
*MCC game

1984-85 (19-8, 9-5 MCC)
Coach: Marty Hawkins
WISCONSIN L 50-53
vs.Illinois W 72-71
vs. San Diego State L 62-83
UIC W 71-64
at Northern Iowa W 80-62
MIAMI (OH) W 84-65
MISSOURI STATE W 94-76
NEW MEXICO STATE W 77-68
CORNELL W 80-58
*at Dayton L 56-66
*at Xavier W 78-65
*DETROIT W 54-53
ST. FRANCIS W 81-61
*at DePaul W 73-70
at Marquette W 81-48
*at Butler W 77-54
*at Evansville L 62-63
*DAYTON W 70-63
*XAVIER W 86-69
*at Notre Dame L 59-84
*at Detroit L 62-66
*NOTRE DAME L 63-64
*DEPAUL W 78-69
at UIC W 68-55
at Northwestern L 78-87
*BUTLER W 90-64
*EVANSVILLE W 74-61
*MCC game

1985-86 (20-7, 10-4 MCC)
Coach: Marty Hawkins
at UIC W 70-45
at Northwestern L 73-79
NORTHERN ILLINOIS W 87-59
DARTMOUTH W 87-50
at St. Francis W 100-52
BRADLEY W 98-91
at Wisconsin W 68-57
at Saint Louis W 79-53
at Missouri L 68-86
CREIGHTON (4OT) L 108-117
*DAYTON W 83-71
*XAVIER W 95-73
*at Notre Dame L 54-75
*at Detroit W 64-52
MARQUETTE W 82-66
*DEPAUL W 74-62
*BUTLER W 88-71
*EVANSVILLE W 75-70
*at Dayton L 64-68
*at Xavier W 92-71
*NOTRE DAME L 67-79
*DETROIT W 92-82
UIC W 82-78
*at DePaul L 75-95
CLEVELAND STATE W 78-74
*at Butler W 84-65
*at Evansville W 84-73
*MCC game

1986-87 (14-14, 7-5 MCC)
Coach: Marty Hawkins
*SAINT LOUIS W 88-54
at Purdue L 61-77
at Notre Dame L 62-65
at Milwaukee W 75-72
RUST COLLEGE L 69-72
at Marquette W 76-71
vs. Marist W 86-57
at St. Peter's L 60-67
ALASKA-FAIRBANKS L 62-66
BRIGHAM YOUNG W 80-72
*XAVIER W 81-62
*BUTLER W 83-60
at Northern Illinois L 69-82
*DETROIT L 72-75
*at Saint Louis W 71-54
*at Evansville L 73-83
NORTHWESTERN L 66-79
*ORAL ROBERTS L 68-81
WISCONSIN W 72-55
*at Xavier W 55-47
*at Butler L 56-86
*at Oral Roberts W 78-71
at Creighton L 75-80
ST. FRANCIS W 85-65
*EVANSVILLE W 78-63
at DePaul L 72-75
*at Detroit L 68-81
UIC W 88-78
*MCC game

1987-88 (15-12, 8-2 MCC)
Coach: Marty Hawkins
NOTRE DAME L 61-97
MILWAUKEE L 67-71
ST. MARY'S W 92-57
vs. Kansas W 57-47
at Ohio State L 45-101
at Northwestern L 58-75
UIC W 105-50
at Michigan L 70-78
vs. Furman L 70-78
at South Florida L 65-67
UMKC W 74-71
ST. AMBWROSE W 78-64
*at Butler L 68-72
*at Xavier W 76-58
*at Detroit W 90-63
at Bowling Green L 61-91
*EVANSVILLE W 74-55
*SAINT LOUIS W 80-53
MARQUETTE W 70-57
at Wisconsin L 72-85
at UIC W 94-46
*BUTLER W 70-53
*XAVIER W 69-45
No. 24 DEPAUL L 68-69
*at Evansville L 62-88
*at Saint Louis W 64-55
*DETROIT W 94-73
*MCC game

1988-89 (21-8, 12-2 MCC)
Coach: Marty Hawkins
BOWLING GREEN L 92-93
ST. MARY'S W 102-65
CHICAGO STATE W 84-45
NORTHWESTERN L 74-81
MICHIGAN L 68-71
BRADLEY W 80-71
at Marquette L 72-73
N.E. ILLINOIS W 61-55
at Mt. St. Mary's W 79-69
at La Salle L 58-75
at UIC W 67-54
*XAVIER W 73-58
*DAYTON W 78-76
*DETROIT W 75-61
*at Saint Louis W 80-62
*at Evansville W 68-67
at DePaul W 75-61
*BUTLER W 75-56
*at Xavier W 74-69
*at Dayton W 73-69
*at Butler L 65-70
*NOTRE DAME W 108-77
UIC W 73-54
*SAINT LOUIS W 74-57
*EVANSVILLE W 75-70
*at Notre Dame L 57-77
*at Detroit W 83-68
vs. Detroit W 78-75
vs. Notre Dame L 53-75
*MCC game

1989-90 (13-14, 7-9 MCC)
Coach: Marty Hawkins
UIC W 83-46
at Bradley L 54-65
at Northwestern L 64-90
DRAKE W 82-60
at Missouri L 71-90
EASTERN MICHIGAN W 62-61
at Mississippi L 64-76
DEPAUL L 57-72
GREEN BAY W 59-50
at Xavier (OT) L 80-81
at Dayton (OT) L 68-73
*at Notre Dame L 72-85
*at Marquette W 91-79
GREEN BAY W 64-55
*SAINT LOUIS W 94-56
*EVANSVILLE W 70-50
*at Butler L 62-69
*at Detroit L 68-75
*NOTRE DAME L 63-75
*XAVIER L 67-78
*DAYTON W 69-58
*MARQUETTE L 73-75
at UIC W 80-50
*at Saint Louis W 68-59
*at Evansville W 82-64
*at Butler L 73-82
*at Detroit W 105-77
*MCC game

1990-91 (11-17, 8-8 MCC)
Coach: Marty Hawkins
at Eastern Michigan L 61-75
BRADLEY L 51-67
at No. 4 Georgia L 61-107
No. 11 NORTHWESTERN L 48-82
TCU W 66-57
OREGON STATE L 53-69
at Drake L 89-92
WESTERN MICHIGAN L 75-76
at DePaul L 47-91
*XAVIER L 62-87
*DAYTON L 61-66
*No. 22 NOTRE DAME L 55-66
*MARQUETTE W 92-74
*at Saint Louis W 83-55
*at Evansville L 72-88
*BUTLER W 78-57
*DETROIT W 78-74
*at No. 19 Notre Dame L 61-81
*at Xavier W 64-62
*at Dayton W 85-69
N.E. ILLINOIS W 78-53
*at Marquette W 89-69
*SAINT LOUIS W 71-53
*EVANSVILLE L 60-72
UIC W 67-56
*at Butler L 60-69
*at Detroit L 60-68
$vs. Evansville L 56-61
*MCC game;$ MCC Tournament

1991-92 (11-17, 6-6 MCC)
Coach: Marty Hawkins
DRAKE W 81-68
at Bradley L 84-93
MISSOURI L 57-75
ALABAMA L 74-83
at Western Michigan L 73-84
GEORGIA L 59-85
at No. 18 Northwestern L 67-95
KENT STATE W 73-71
at No. 11 Purdue L 51-90
*EVANSVILLE W 64-54
DEPAUL L 55-58
at Kansas State L 56-69
at Eastern Illinois L 62-69
*DETROIT L 59-77
*BUTLER W 64-61
*at Dayton W 61-60
*at Xavier L 62-86
*at Notre Dame L 66-78
at UIC W 58-53
*at Detroit L 69-77
*at Butler L 69-74
MILWAUKEE W 61-52
*DAYTON W 61-50
*XAVIER W 78-74
*NOTRE DAME L 66-73
UIC W 73-63
*at Evansville W 67-54
$vs. Butler L 76-95
*MCC game; $MCC Tournament

1992-93 (6-21, 3-13 MCC)
Coach: Marty Hawkins
NORTHWESTERN L 60-82
*EVANSVILLE W 74-63
ARKANSAS L 70-75
at Drake L 65-73
*BUTLER L 68-76
CAL STATE-NORTHRIDGE (OT) W 66-61
BRADLEY W 54-49
MANHATTAN W 72-56
*DETROIT L 60-63
at UIC L 57-65
*at Notre Dame L 50-76
*at La Salle L 49-79
*at Duquesne W 66-63
*DAYTON L 80-84
*XAVIER L 52-73
at Alabama L 64-107
*at Evansville L 36-54
*at Butler L 59-78
at No. 23 DePaul L 60-73
*at Detroit L 52-75
*NOTRE DAME L 60-74
at Milwaukee L 77-88
KANSAS L 52-63
*DUQUESNE W 77-66
*LA SALLE L 54-70
*at Xavier L 57-96
*at Dayton L 63-70
*MCC game

1993-94 (8-19, 3-9 MCC)
Coach: Tracy Manuel
at Bradley W 79-75
TOLEDO L 66-68
at Northwestern L 66-81
at Illinois L 67-77
No. 21 GEORGIA L 88-102
DEPAUL W 87-59
UIC W 76-63
at Toledo L 67-87
STETSON W 80-58
DRAKE L 62-96
*at Xavier L 76-90
*at La Salle L 61-64
at St. Joseph's L 53-92
*BUTLER L 72-75
*EVANSVILLE W 81-72
*at Detroit L 71-87
*XAVIER L 68-77
No. 25 NORTHERN ILLINOIS L 66-72
*NOTRE DAME L 67-81
N.E. ILLINOIS W 63-52
*at Evansville W 83-59
*at Butler L 56-74
*LA SALLE W 80-56
at Valparaiso L 85-98
*DETROIT L 52-65
*at Notre Dame L 75-84
$vs. Detroit L 56-70
*MCC game; $MCC Tournament

1994-95 (4-23, 3-13 MCC)
Coach: Tracy Manuel
at DePaul L 81-99
at Marquette L 58-92
^vs. New Orleans L 55-108
^vs. Eastern Illinois L 49-57
VALPARAISO L 75-80
BOSTON COLLEGE L 65-74
CHICAGO STATE W 84-73
at Maine L 54-72
%vs.Arizona State L 61-72
%vs. Northeastern Illinois L 61-77
*at Butler L 54-84
*at UIC L 53-80
*NORTHERN ILLINOIS L 53-91
*MILWAUKEE W 71-50
*GREEN BAY W 61-49
*at Xavier L 46-65
*WRIGHT STATE (OT) W 95-84
*DETROIT L 61-76
*NOTRE DAME L 76-92
*at Cleveland State L 93-95
*at La Salle L 56-90
*at Green Bay L 44-68
*at Milwaukee L 59-75
*at Northern Illinois L 59-103
*BUTLER L 55-66
*UIC L 61-76
$at Detroit L 43-80
^Indiana Tournament; %Central Michigan Tournament; *MCC game; $MCC Tournament

1995-96 (6-21, 4-12 MCC)
Coach: Tracy Manuel
LOYOLA MARYMOUNT W 86-76
NORTHWESTERN L 61-82
at Saint Louis L 61-63
at Valparaiso L 58-76
DEPAUL L 65-89
IOWA STATE L 65-73
at Central Connecticut State L 69-73
at Bradley L 58-83
at Chicago State W 78-40
*at Wright State W 63-52
*at Butler L 56-88
*CLEVELAND STATE L 73-80
*at Detroit L 59-83
*at Northern Illinois L 76-78
*at UIC L 53-74
*GREEN BAY L 66-86
*MILWAUKEE W 74-69
*at Cleveland State L 59-74
MARQUETTE L 58-88
*DETROIT L 70-83
*NORTHERN ILLINOIS W 54-53
*UIC W 63-54
*at Green Bay L 42-63
*at Milwaukee L 59-67
*WRIGHT STATE L 59-78
*BUTLER L 59-84
$at Green Bay L 48-76
*MCC game; $MCC Tournament

1996-97 (3-23, 3-13 MCC)
Coach: Keir Rogers
COLGATE L 55-62
at St. Mary's L 54-70
at Idaho L 61-83
BRADLEY L 66-90
SAINT LOUIS L 54-73
VALPARAISO L 69-88
at No. 24 DePaul L 52-97
at Indiana State L 61-85
at Marquette L 43-86
*BUTLER L 60-75
*WRIGHT STATE (2OT) W 59-55
at Northwestern L 58-95
*DETROIT L 60-90
*at Cleveland State (OT) L 77-83
*NORTHERN ILLINOIS L 54-77
*UIC W 59-67
*at Green Bay L 50-73
*at Milwaukee L 58-61
*CLEVELAND STATE L 63-74
*at Detroit L 69-89
*at Northern Illinois W 75-69
*at UIC (OT) L 66-69
*GREEN BAY L 33-76
*MILWAUKEE L 53-70
*at Wright State L 62-71
vs. Butler L 60-75
*MCC game

1997-98 (7-20, 4-10 MCC)
Coach: Keir Rogers
at Eastern Michigan L 61-71
INDIANA STATE (OT) W 63-62
at Valparaiso L 73-87
BRADLEY L 62-74
at Western Michigan W 69-60
ST. MARY'S L 62-80
DEPAUL L 67-77
at Saint Louis L 50-74
CHICAGO STATE W 74-53
at Loyola (Md.) L 62-76
at Navy L 59-80
NORTHWESTERN L 66-87
*at UIC W 75-74
*at Butler L 77-91
*at Wright State L 41-69
*CLEVELAND STATE L 68-80
*DETROIT W 75-60
*at Green Bay L 47-72
*at Milwaukee L 55-68
*UIC L 57-65
*WRIGHT STATE W 60-54
*BUTLER L 65-88
*at Detroit L 68-85
*at Cleveland State L 75-84
*MILWAUKEE W 73-69
*GREEN BAY L 50-56
%vs. Green Bay L 60-76
*MCC game; $MCC Tournament

1998-99 (3-22, 3-11 MCC)
Coach: Pam Roecker
MARQUETTE L 40-74
at Dayton L 60-84
AIR FORCE L 50-60
^at Fresno State L 51-77
^vs. Southern Utah L 51-68
at Northwestern L 53-88
at Bradley L 70-93
LOYOLA (MD) L 48-52
EASTERN MICHIGAN L 67-77
at DePaul L 49-78
*UIC L 44-61
*WRIGHT STATE W 61-52
*BUTLER W 57-54
*at Cleveland State L 57-85
*at Detroit L 47-68
*GREEN BAY L 55-78
*MILWAUKEE L 63-70
*at UIC W 70-63
*at Wright State (2OT) L 82-87
*at Butler L 55-88
*DETROIT L 56-69
*CLEVELAND STATE L 40-77
*at Milwaukee L 50-78
*at Green Bay L 50-91
$vs. Butler L 54-80
^Fresno State Tournament; *MCC game; $MCC Tournament

1999-00 (3-23, 1-13 MCC)
Coach: Mary Helen Walker
at Chicago State W 80-76
^at Fairfield L 68-83
^vs. Brown L 67-73
%at Air Force W 64-58
%vs. Pennsylvania L 78-91
FLORIDA STATE L 70-102
VALPARAISO L 65-81
NORTHWESTERN L 73-76
DAYTON L 74-84
DEPAUL L 66-83
WISCONSIN L 71-86
*at Butler L 61-96
*at Wright State L 65-77
*CLEVELAND STATE L 67-84
*DETROIT L 73-88
*at Green Bay L 52-93
*at Milwaukee L 77-97
*at UIC L 64-73
*WRIGHT STATE W 59-50
*BUTLER L 54-72
*at Detroit L 66-78
*at Cleveland State L 67-96
*MILWAUKEE L 72-75
*GREEN BAY L 58-81
*UIC L 49-55
$vs. Green Bay L 61-66
^Warner's Classic; %Air Force Classic; *MCC game; $MCC Tournament

2000-01 (11-18, 4-10 Horizon)
Coach: Mary Helen Walker
^vs. Cornell L 60-76
^vs. High Point L 63-70
LONG ISLAND W 81-76
SAINT LOUIS L 39-49
at Wisconsin L 53-101
CENTRAL CONNECTICUT ST. W 73-58
EASTERN ILLINOIS W 88-74
CORNELL W 73-65
IUPUI W 91-86
QUINNIPIAC W 77-63
at Texas A&M-C.C. L 54-95
at UT-PanAmerican L 72-85
*BUTLER W 73-66
*WRIGHT STATE W 67-58
at DePaul L 67-93
*at Cleveland State L 85-91
*at Detroit L 61-79
*GREEN BAY L 50-84
*MILWAUKEE L 55-70
*at UIC L 71-85
*at Wright State L 54-66
*at Butler L 53-66
*DETROIT W 107-94

7 Loyola (66-74).indd 73 11/23/2020 1:56:30 PM

LOYOLA YEAR-BY-YEAR RESULTS

*CLEVELAND STATE	W	64-61
*at Milwaukee	L	68-82
*at Green Bay	L	47-85
*UIC	L	67-77
$vs. Detroit	W	73-58
$vs. Milwaukee	L	46-80

^Army Invitational; *Horizon League game; $Horizon League Tournament

2001-02 (15-14, 8-8 Horizon)
Coach: Mary Helen Walker

COLUMBIA	W	75-50
CHICAGO STATE	W	68-54
UT-PAN AMERICAN	W	76-51
DEPAUL	L	72-80
at Eastern Illinois	W	80-64
at Bradley	L	50-69
at Central Connecticut State	W	60-52
at Northeastern	W	87-83
at Minnesota	L	61-90
at IUPUI	L	82-96
HOLY CROSS	L	60-80
*at Milwaukee	L	61-90
*at Green Bay	L	71-85
*UIC	W	61-59
*YOUNGSTOWN STATE	W	81-68
*BUTLER	W	73-51
*WRIGHT STATE	W	64-53
*at Cleveland State	W	69-61
*at Youngstown State	W	58-57
*GREEN BAY	L	53-72
*MILWAUKEE	L	49-74
*at Detroit	L	55-57
*at UIC	L	58-69
*at Butler	L	73-81
*at Wright State	W	76-44
*CLEVELAND STATE	W	73-60
*DETROIT	L	62-72
$YOUNGSTOWN STATE	W	76-60
$GREEN BAY	L	47-73

*Horizon League game; $Horizon League Tournament

2002-03 (12-17, 8-8 Horizon)
Coach: Mary Helen Walker

at Saint Louis	L	57-66
No. 14 MINNESOTA	L	67-84
at Bradley	L	59-83
EASTERN ILLINOIS	W	72-59
^at DePaul	L	59-87
^vs. Boston U.	L	54-64
VALPARAISO	L	47-54
at Santa Clara	L	58-82
at San Jose State	L	66-85
LEHIGH	W	60-56
*MILWAUKEE	W	66-57
*at Youngstown State	W	84-63
*at Wright State	W	61-57
at Chicago State	W	66-54
*BUTLER	W	69-58
*No. 19 GREEN BAY	L	53-76
*DETROIT	L	62-69
*at Cleveland State	L	62-77
*UIC	L	69-80
*at Milwaukee	L	56-68
*YOUNGSTOWN STATE	W	73-62
*WRIGHT STATE	L	61-65
*at Butler	W	76-67
*at No. 21 Green Bay	L	61-98
*at Detroit	W	81-79
*CLEVELAND STATE	W	78-73
*at UIC	L	60-75
$vs.Wright State	W	81-65
$at Green Bay	L	52-70

^Moran Realty Classic; *Horizon League game; $Horizon League Tournament

2003-04 (11-17, 6-10 Horizon)
Coach: Mary Helen Walker

at Northern Illinois	L	60-77
CHICAGO STATE	L	58-67
IUPUI	W	69-68
at Eastern Illinois	W	73-61
SAINT LOUIS	L	63-68
BRADLEY	W	87-71
at Valparaiso	L	45-61
at Long Island	W	53-43
at Columbia	L	61-72
DEPAUL	L	63-101
*UIC	W	65-62
TOLEDO (OT)	W	61-59
*at Detroit	L	53-55
*GREEN BAY	L	68-71
*at Milwaukee (OT)	L	78-83
*YOUNGSTOWN STATE	W	55-45
*at Cleveland State	L	73-80
*WRIGHT STATE	W	79-61
*at Green Bay	L	64-73
*at UIC	L	69-71
*at Youngstown State	W	55-54
*CLEVELAND STATE	L	54-64
*DETROIT	L	62-70
*BUTLER (OT)	W	88-85
*MILWAUKEE	W	79-62
*at Wright State	L	64-80
*at Butler	L	65-76
$at Detroit	L	62-74

*Horizon League game; $Horizon League Tournament

2004-05 (7-21, 4-12 Horizon)
Coach: Mary Helen Walker

at Chicago State	L	68-76
EASTERN ILLINOIS	W	65-60
^at Maine	L	54-72
^vs. Mississippi State	L	43-80
at Toledo	W	71-67
NORTHERN ILLINOIS	W	72-54
at Bradley	L	66-95
at DePaul	L	54-99
at IUPUI (OT)	L	68-74
ILLINOIS STATE	L	58-62
VALPARAISO	L	61-72
*at UIC	W	95-80
*DETROIT	L	56-62
*GREEN BAY	L	55-72
*MILWAUKEE	L	62-72
*at Youngstown State	L	55-62
*CLEVELAND STATE	W	66-58
*at Wright State	L	55-64
*at Green Bay	L	67-95
*UIC	L	50-64
*YOUNGSTOWN STATE	W	68-61
*at Cleveland State	W	78-69
*at Detroit	L	34-49
*BUTLER	L	55-62
*at Milwaukee	L	62-73
*WRIGHT STATE	L	53-80
*at Butler	L	54-63
$CLEVELAND STATE	L	55-62

^Dead River Classic; *Horizon League game; $Horizon League Tournament

2005-06 (4-25, 3-13 Horizon)
Coach: Shannon Reidy

ILLINOIS	L	39-79
at Illinois State	L	56-82
DAYTON	L	57-80
^vs. Robert Morris	L	57-66
^vs. UMBC	L	55-67
CHICAGO STATE	L	50-68
BRADLEY	L	50-61
INDIANA STATE	L	80-97
at Valparaiso	L	50-83
DEPAUL	L	48-96
at Northern Kentucky	L	55-74
*GREEN BAY	L	69-96
*at Detroit	L	73-88
*CLEVELAND STATE	W	73-65
*at Wright State	L	55-80
*at UIC	L	51-73
*at Butler	L	72-85
*WRIGHT STATE (OT)	W	85-77
*YOUNGSTOWN STATE	W	75-65
*DETROIT	L	57-78
*UIC	L	66-79
*at Milwaukee	L	58-67
*at Green Bay	L	42-92
*BUTLER	L	69-82
*at Cleveland State	L	61-72
*at Youngstown State	L	54-60
*MILWAUKEE	L	66-78
$CLEVELAND STATE (OT)	W	85-82
$at Milwaukee	L	56-76

^Best Western Roundball Classic; *Horizon League game; $Horizon League Tournament

2006-07 (7-21, 5-11 Horizon)
Coach: Shannon Reidy

NORTHWESTERN	L	60-78
ILLINOIS STATE	L	66-77
at Illinois	L	59-87
at North Texas	L	54-92
at Indiana State	L	71-101
VALPARAISO	L	74-77
at Bradley	L	59-79
at Dayton	W	73-69
^vs. Syracuse	L	70-77
^vs. DePaul	L	70-97
*at Milwaukee	L	72-73
*at Green Bay	L	71-87
*YOUNGSTOWN STATE	W	67-55
*CLEVELAND STATE	L	57-80
*at Wright State	W	76-69
*at Butler	L	73-79
at Chi cago State	W	79-73
*UIC	L	57-74
*DETROIT	W	78-68
*at Cleveland State	W	74-61
*at Youngstown State	L	64-66
*BUTLER	L	67-71
*WRIGHT STATE	L	60-66
*at UIC	L	63-72
*at Detroit	W	73-61
*GREEN BAY	L	60-78
*MILWAUKEE	L	66-80
$DETROIT	L	68-78

^San Juan Shootout; *Horizon League game; $Horizon League Tournament

2007-08 (8-23, 5-13 Horizon)
Coach: Shannon Reidy

ROBERT MORRIS	W	67-52
at Marquette	L	69-82
DAYTON	L	54-82
CHICAGO STATE	L	53-55
at Northwestern	L	47-63
at Illinois State	L	51-82
at Eastern Illinois	L	52-70
BRADLEY	L	56-80
at No. 18 DePaul	L	51-93
^vs. Memphis	L	79-86
^vs. UT-Pan American	W	67-59
*at Cleveland State	L	58-75
*at Youngstown State	L	58-70
*BUTLER	L	50-61
*VALPARAISO	W	64-60
*at UIC	L	69-76
*at Green Bay	L	52-78
*at Milwaukee	L	51-54
*DETROIT	W	79-70
*WRIGHT STATE	L	49-56
*at Valparaiso	L	62-69
*at Butler	W	67-64
*UIC	W	63-57
*MILWAUKEE	L	78-83
*GREEN BAY	L	51-52
*at Wright State	L	57-64
*at Detroit	L	45-47
*YOUNGSTOWN STATE	W	86-70
*CLEVELAND STATE	L	62-75
$at UIC (OT)	W	73-69
$at Green Bay	L	67-83

^Florida Gulf Coast Holiday Classic; *Horizon League game; $Horizon League Tournament

2008-09 (8-21, 3-15 Horizon)
Coach: Shannon Reidy

at Bradley	L	60-67
at Chicago State	W	74-59
ROBERT MORRIS	W	81-63
^at New Mexico State	L	56-64
^vs. W. New Mexico	W	103-74
at SIUE	W	56-42
DEPAUL	L	64-68
CENTRAL MICHIGAN	W	87-82
at No. 7/13 Notre Dame	L	45-89
at Dayton	L	55-85
*DETROIT	L	64-71
*WRIGHT STATE	L	55-72
*UIC	L	47-53
*at Butler	L	45-64
*at Valparaiso	L	52-69
*GREEN BAY	L	54-74
*MILWAUKEE	L	74-83
*at Cleveland State	L	52-87
*at Youngstown State	W	56-42
*at UIC	L	50-64
*VALPARAISO	L	60-85
*BUTLER	L	63-71
*at Milwaukee	W	70-66
*at Green Bay	L	44-88
*YOUNGSTOWN STATE	W	70-52
*CLEVELAND STATE	L	62-67
*at Wright State	L	44-64
*at Detroit	L	49-57
$at Detroit	L	67-72

^Hotel Encanto Classic; *Horizon League game; $Horizon League Tournament

2009-10 (15-15, 9-9 Horizon)
Coach: Eric Simpson

ST. XAVIER	W	69-64
at Western Michigan (OT)	L	80-87
at Central Michigan	W	65-51
SIUE	W	85-66
NIAGARA	W	65-62
at Wichita State	L	54-62
at DePaul	L	30-73
NORTHERN ILLINOIS (OT)	L	65-75
at Western Illinois	W	48-27
at Northwestern	L	58-85
COLGATE	W	86-57
at Butler	L	83-72
*at Valparaiso	L	39-48
*CLEVELAND STATE	W	66-63
*YOUNGSTOWN STATE	W	75-49
*at Wright State (OT)	W	63-56
*at Detroit (OT)	L	50-53
*No. 18/14 GREEN BAY	W	56-63
*MILWAUKEE	L	66-80
*UIC	L	66-70
*at Youngstown State	W	63-59
*at Cleveland State	W	74-64
*DETROIT	L	56-63
*WRIGHT STATE (OT)	W	77-68
*at Milwaukee	L	51-60
*at Green Bay	L	49-72
*at UIC	W	67-64
*VALPARAISO	W	62-61
*BUTLER	L	46-73
$at Detroit	L	62-75

*Horizon League game; $Horizon League Tournament

2010-11 (12-19, 5-13 Horizon)
Coach: Eric Simpson

at Eastern Michigan	L	64-82
WESTERN MICHIGAN (OT)	W	67-62
ST. XAVIER	W	84-58
^vs. Eastern Washington	W	74-67
^at Colorado	L	34-65
at Colgate	L	55-57
at Niagara	W	85-70
DEPAUL	L	48-80
CHICAGO STATE	W	71-61
WESTERN ILLINOIS	W	64-59
at Northern Illinois	L	59-70
*YOUNGSTOWN STATE	W	70-53
*CLEVELAND STATE	L	58-76
*UIC	W	69-58
*at Green Bay	L	51-72
*at Milwaukee	L	58-72
*BUTLER	L	60-64
*VALPARAISO	L	58-65
*at Detroit (OT)	W	88-77
*at Wright State	L	76-77
*at UIC Flames	W	62-47
*MILWAUKEE	W	89-74
*GREEN BAY	L	43-69
*at Valparaiso	L	68-72
*at Butler	L	53-69
*WRIGHT STATE	L	66-77
*DETROIT	L	62-71
*at Cleveland State	L	58-73
*at Youngstown State	L	65-84
$YOUNGSTOWN STATE	W	49-47
$at Green Bay	L	41-89

^Omni Hotels Classic; *Horizon League game; $Horizon League Tournament

2011-12 (13-17, 8-10 Horizon)
Coach: Eric Simpson

at Chicago State	W	77-34
NORTHERN ILLINOIS	W	73-42
at Southern Illinois	W	66-44
EASTERN MICHIGAN	L	55-63
^vs. Akron	L	86-97
^vs. San Francisco	W	65-63
at DePaul	L	65-70
LA SALLE	L	45-48
NORTHWESTERN	L	67-72
NEBRASKA OMAHA	W	69-57
at Drake	L	50-65
*at Milwaukee	W	81-73
*at Green Bay	L	49-76
*WRIGHT STATE	L	62-64
*DETROIT	L	66-76
*at Youngstown State	W	82-77
*at Cleveland State	W	85-67
*VALPARAISO	W	86-56
*BUTLER	L	57-60
*UIC	L	56-67
*at Detroit	L	59-83
*at Wright State	W	74-66
*CLEVELAND STATE	L	56-67
*YOUNGSTOWN STATE	W	78-73
*at Butler	L	46-72
*at Valparaiso	L	46-69
*at UIC	W	70-66
*GREEN BAY	L	56-85
*MILWAUKEE	W	69-62
$at Wright State	L	67-91

^Seattle U Thanksgiving Classic; *Horizon League game; $Horizon League Tournament

2012-13 (17-15, 10-6 Horizon)
Coach: Eric Simpson

at Lafayette	L	51-62
at La Salle	W	56-50
SOUTHERN ILLINOIS	W	82-73
NORTHERN KENTUCKY	W	77-65
at Northwestern	L	53-80
at Northern Illinois	L	63-67
WESTERN ILLINOIS	L	61-65
at Omaha	L	58-65
DEPAUL	L	69-87
CHICAGO STATE	W	81-43
at Marquette	L	61-77
EASTERN ILLINOIS	L	69-72
at Eastern Michigan	W	64-54
*UIC	L	62-73
*at Valparaiso	W	52-44
*WRIGHT STATE	L	56-67
*at Detroit	L	66-76
*at Youngstown State	L	38-75
*at Milwaukee	W	84-74
*GREEN BAY	L	62-65
*CLEVELAND STATE	W	79-78
*VALPARAISO	W	68-58
*at Wright State	W	79-70
*DETROIT	W	91-81
*YOUNGSTOWN STATE	W	67-59
*at Cleveland State	W	72-67
*MILWAUKEE	W	92-76
*at Green Bay	L	37-63
*at UIC	W	78-68
$MILWAUKEE	W	71-54
$vs. Youngstown State	W	72-45
$at Green Bay	L	38-54

*Horizon League game; $Horizon League Tournament

2013-14 (11-21, 6-12 MVC)
Coach: Sheryl Swoopes

N9	+at Louisville	L 54-101
N15	+IPFW	W 82-61
N16	+IDAHO	L 60-62
N21	at Eastern Illinois	L 80-81
N23	at Western Illinois	W 89-79
N26	at Minnesota	L 36-80
N29	LAFAYETTE	L 55-66
D4	EASTERN MICHIGAN	L 64-82
D7	at DePaul	L 55-93
D14	NORTHWESTERN	L 57-90
D19	DARTMOUTH	W 56-52
D31	at Chicago State	W 77-63
J2	*at Evansville	L 57-75
J4	*at Southern Illinois	W 60-48
J10	*WICHITA STATE	L 58-71
J12	*MISSOURI STATE	W 63-61
J19	*BRADLEY	W 73-63
J24	*at Drake	W 75-69
J26	*at UNI	L 59-70
J31	*ILLINOIS STATE	L 54-65
F2	*INDIANA STATE	W 71-58
F7	*at Missouri State	L 41-66
F9	*at Wichita State	L 50-65
F15	*at Bradley	L 49-54
F21	*UNI	L 49-73
F23	*DRAKE	L 64-70
F28	*at Indiana State	L 45-66
M2	*at Illinois State	L 61-69
M6	*SOUTHERN ILLINOIS	W 67-56
M8	*EVANSVILLE	L 63-77
M13	%vs. Bradley	W 75-69
M14	%vs. Indiana State	L 52-61

+Preseason WNIT; *MVC game; %MVC Tournament

2014-15 (6-25, 3-15 MVC)
Coach: Sheryl Swoopes

N14	GEORGIA TECH	L 57-92
N17	at Marquette	L 71-86
N22	at Northern Kentucky	W 45-38
N25	UAB	L 51-61
N29	EASTERN ILLINOIS	W 63-52
D3	at Missouri	L 45-56
D7	at Northwestern	L 33-70
D14	MICHIGAN STATE	L 38-90
D17	DEPAUL	L 84-109
D20	at Dartmouth (OT)	L 58-70
D30	at UIC	L 28-63
J2	*DRAKE	L 60-86
J4	*NORTHERN IOWA	L 58-75
J8	*at Evansville	L 38-63
J11	*at Indiana State	L 37-64
J16	*MISSOURI STATE	L 57-87
J18	*WICHITA STATE	L 41-65
J25	*BRADLEY	L 45-46
J30	*at Southern Illinois	L 58-64
F1	*at Illinois State	L 56-72
F6	*EVANSVILLE	W 70-58
F8	*INDIANA STATE	W 61-50
F13	*at Wichita State	L 55-64
F15	*at Missouri State	L 64-83
F20	*at Bradley	L 57-66
F27	*ILLINOIS STATE	W 67-53
M1	*SO. ILLINOIS (OT)	L 70-74
M5	*at Northern Iowa	L 64-69
M7	*at Drake (OT)	L 70-74
M12	%vs. Bradley	W 67-55
M13	%vs. Wichita State	L 42-59

*MVC game; %MVC Tournament

2015-16 (14-16, 10-8 MVC)
Coach: Sheryl Swoopes

N13	at Georgia Tech	L 77-84
N17	at Eastern Illinois (OT)	W 86-75
N21	MIAMI (FLA.)	L 77-50
N25	CENTRAL MICHIGAN	L 59-68
N28	LAMAR	W 82-71
D2	WESTERN MICHIGAN	L 45-68
D6	at Michigan State	L 47-76
D13	NORTHWESTERN	L 72-81
D18	at Green Bay	L 51-65
D21	DePaul	W 88-75
D28	at Rice	W 57-50
J3	*at Bradley	W 67-54
J8	*at Evansville	W 63-49
J10	*at So. Illinois (OT)	W 69-68
J15	*WICHITA STATE	W 60-55
J17	*MISSOURI STATE	L 62-73
J22	*at Indiana State	L 48-62
J24	*at Illinois State	W 57-41
J29	*NORTHERN IOWA	W 64-60
J31	*DRAKE	L 65-81
F5	*SOUTHERN ILLINOIS	W 83-59
F7	*EVANSVILLE	W 67-54
F12	*at Missouri State (OT)	L 81-91
F14	*at Wichita State (OT)	L 62-65
F19	*ILLINOIS STATE	W 73-61
F21	*INDIANA STATE	L 71-74
F26	*at Drake	L 61-91
F28	*at Northern Iowa	L 52-63
M5	*BRADLEY	W 69-63
M11	%vs. Southern Illinois	L 64-73

*MVC game; %MVC Tournament

2016-17 (2-28, 1-17 MVC)
Coach: Kate Achter

N11	NORTHERN ILLINOIS	70-90	L
N17	at Pittsburgh	35-59	L
N20	MILWAUKEE	46-73	L
N24	+vs Clemson	40-61	L
N25	+vs Troy	67-91	L
D1	at Central Michigan	57-95	L
D3	at Western Michigan	53-65	L
D6	at Miami (FL)	43-81	L
D10	CHICAGO STATE	59-54	W
D18	DEPAUL	46-107	L
D20	at Lamar	50-76	L
D30	*at Southern Illinois	57-73	L
J1	*at Evansville	36-67	L
J6	*ILLINOIS STATE	64-61	W
J8	*BRADLEY	53-60	L
J14	*INDIANA STATE	38-48	L
J20	*at Drake	46-89	L
J22	*at Northern Iowa	30-68	L
J27	*MISSOURI STATE	32-60	L
J29	*WICHITA STATE	64-83	L
F3	*at Bradley	45-72	L
F5	*at Illinois State	51-63	L
F12	*at Indiana State	32-53	L
F17	*NORTHERN IOWA	43-89	L
F19	*DRAKE	42-86	L
F24	*at Wichita State	43-65	L
F26	*at Missouri State	52-61	L
M2	*EVANSVILLE	50-81	L
M4	*SOUTHERN ILLINOIS	46-71	L
M9	%vs Bradley	42-57	L

+San Juan Shootout; *MVC game; %MVC Tournament

2017-18 (7-23, 5-13 MVC)
Coach: Kate Achter

N12	at Fort Wayne	70-79	L
N15	WESTERN MICHIGAN	47-65	L
N18	YOUNGSTOWN STATE	49-73	L
N21	at Milwaukee	41-63	L
N28	at Marquette	30-92	L
D1	at Chicago State	46-28	W
D4	at DePaul	47-88	L
D6	at Northern Illinois	71-80	L
D10	GREEN BAY	39-76	L
D18	at Butler	52-64	L
D22	UIC	57-55	W
D29	*at Northern Iowa	41-70	L
D31	*at Drake	46-72	L
J5	*BRADLEY	57-59	L
J7	*ILLINOIS STATE	62-59	W
J12	*at Valparaiso	60-76	L
J19	*at Southern Illinois	46-62	L
J21	*at Missouri State	36-75	L
J26	*INDIANA STATE	65-73	L
J28	*EVANSVILLE	82-63	W
F2	*at Illinois State	49-57	L
F4	*at Bradley	71-61	W
F11	*VALPARAISO	53-63	L
F16	*MISSOURI STATE	58-69	L
F18	*SOUTHERN ILLINOIS	62-53	W
F23	*at Evansville	60-47	W
F25	*at Indiana State	67-74	L
M1	*DRAKE	53-97	L
M3	*NORTHERN IOWA	39-64	L
M8	%vs Valparaiso	46-63	L

*MVC game; %MVC Tournament

2018-19 (13-18, 6-12 MVC)
Coach: Kate Achter

N9	at Youngstown State	63-74	L
N12	DETROIT MERCY	52-43	W
N17	at UIC	75-60	W
N20	at Bowling Green	74-88	L
N26	CHICAGO STATE	76-40	W
N29	PURDUE FORT WAYNE	81-67	W
D3	at Western Michigan	64-53	W
D6	SIUE	56-43	W
D9	at Purdue	41-65	L
D16	UMKC	74-88	L
D20	DEPAUL	76-102	L
J6	*VALPARAISO	80-54	W
J11	*at Drake	60-69	L
J13	*at Northern Iowa	52-64	L
J18	*EVANSVILLE	61-56	W
J20	*INDIANA STATE	56-54	W
J25	*at Missouri State	49-84	L
J27	*at Southern Illinois	63-74	L
F1	*ILLINOIS STATE	62-59	W
F3	*BRADLEY	56-69	L
F8	*NORTHERN IOWA	65-71	L
F10	*DRAKE	55-83	L
F15	*at Indiana State	44-36	W
F17	*at Evansville	71-51	W
F22	*SOUTHERN ILLINOIS	41-64	L
F24	*MISSOURI STATE	58-85	L
F28	*at Illinois State	52-65	L
M2	*at Bradley	59-71	L
M9	*at Valparaiso	74-81	L
M14	%vs Evansville	90-80	W
M15	%vs Missouri State	50-59	L

*MVC game; %MVC Tournament

2019-20 (15-14, 6-12 MVC)
Coach: Kate Achter

N5	at Detroit Mercy	89-60	W
N8	VERMONT	78-76	W
N13	at Eastern Illinois	67-51	W
N19	at Chicago State	98-53	W
N22	at Kansas City	72-67	WO2
D1	at Portland	78-64	WO1
D4	DARTMOUTH	61-40	W
D8	at SIUE	63-50	W
D16	BOWLING GREEN	84-76	W
D20	DEPAUL	76-83	L
D30	WESTERN MICHIGAN	60-70	L
J3	*MISSOURI STATE	72-74	LOT
J5	*SOUTHERN ILLINOIS	51-49	W
J10	*at Evansville	71-61	W
J12	*at Indiana State	58-51	W
J17	*BRADLEY	47-60	L
J19	*ILLINOIS STATE	69-64	W
J24	*at Valparaiso	64-66	L
J31	*at Northern Iowa	50-70	L
F2	*at Drake	52-80	L
F6	*INDIANA STATE	65-55	W
F8	*EVANSVILLE	77-47	W
F14	*at Illinois State	85-86	LO2
F16	*at Bradley	50-71	L
F22	*VALPARAISO	57-70	L
F28	*DRAKE	75-83	L
M1	*NORTHERN IOWA	70-73	L
M5	*at Southern Illinois	41-58	L
M7	*at Missouri State	61-72	L

*MVC game

MISSOURI STATE

Missouri State Lady Bears Roster

No.	Name	Pos.	Ht.	Yr.	Hometown (Previous School)
0	Abigayle Jackson	F	6-3	Sr.	Little Rock, Ark. (Auburn)
2	Elle Ruffridge	G	5-3	Sr.	Pocahontas, Iowa (Pocahontas Area)
4	Abby Hipp	F	6-2	Sr.	Kansas City, Mo. (St. Pius X)
11	Brice Calip	G	5-8	Sr.	Sapulpa, Okla. (Sapulpa)
14	Dani Winslow	F	6-1	Fr.	Olathe, Kan. (Olathe South)
21	Sydney Wilson	G	5-11	Jr.	Overland Park, Kan. (Olathe East)
22	Paige Rocca	G	5-9	Fr.	Iowa City, Iowa (Iowa City)
23	Mya Bhinhar	G	5-9	Jr.	Owasso, Okla. (Owasso)
24	Bri Ellis	G	5-7	Sr.	Columbia, Mo. (Rock Bridge)
32	Jasmine Franklin	F	6-1	Jr.	Fayetteville, Ark. (Fayetteville)
34	Sydney Manning	G	5-9	Jr.	Edmond, Okla. (Cashion)
41	Trinity Knapp	F	6-2	So.	Shawnee, Kan. (Mill Valley)
50	Emily Gartner	C	6-4	Sr.	Hiawatha, Kan. (Hiawatha)

Brice Calip

Amaka Agugua-Hamilton
Head Coach

Alma Mater: Hofstra (2005)
Overall Record: 26-4 (Second Season)
Record at MSU: 26-4 (Second Season)

Year-By-Year Record

Season	School	Overall W	Overall L	Conf. W	Conf. L	Place	Conf. Tourn.
2019-20	Missouri State	26	4	16	2	1st	0-0
MSU Totals (Second Season)		**26**	**4**	**16**	**2**	**---**	**0-0**
Career Totals (Second Season)		**26**	**4**	**16**	**2**	**---**	**0-0**

Lady Bears ... At A Glance

2019-20 Finish: 26-4/16-2 MVC (1st)
Letterwinners Returning/Lost: 10/3
Starters Returning/Lost: 4/1

NOTEWORTHY

- Missouri State enters the 2020-21 season as winners of 50 of its last 57 games. In fact, since December 20, 2018, the Lady Bears' 50 victories rank fourth nationally behind only Baylor, UConn and Oregon.
- The Lady Bears finished the 2019-20 season ranked 19th in the USA Today Coaches Poll and 23rd by the AP and were ranked by the coaches in the final 18 polls of the season. An appearance in the 2020 preseason coaches' poll would tie the 2000-01 team's record of 19 consecutive weeks in the rankings. MSU's No. 8 ranking in the final NCAA RPI was the highest finish for a team in league history, and the Lady Bears were No. 1 in that metric from Jan. 11-17 last year.
- MSU returns 10 players and four starters from last season's MVC championship squad, with the vast majority of every statistical category back on the roster. In total, 75% of scoring, 87% of rebounds, 89% of assists, 83% of blocked shots, 86% of steals and 81% of minutes played return to the roster. Additionally, 88% of MSU's defensive rebounding is back after the Lady Bears led the nation defensive rebound rate last season.

Basketball Support Staff

Alysiah Bond
Asst. Coach

Tori Jankoska
Asst. Coach

CJ Jones
Asst. Coach

Michaela Crall
Operations

Kristian Wilkinson
Athletic Trainer

8 Missouri State (76-84).indd 76 11/23/2020 1:59:55 PM

2020-21 Missouri State Schedule

SCHEDULES WERE NOT AVAILABLE AT PRINT DEADLINE. ALL HOME GAMES WILL AIR ON AN ESPN PLATFORM. PLEASE VISIT THE QR CODE BELOW FOR CURRENT INFORMATION.

2019-20 Results
(26-4, 16-2 MVC)

Date	Opponent	Score	W/L
N5	at Minnesota	77-69	W
N8	^TEXAS A&M-CC	79-51	W
N10	^at Boise State	72-69	W
N14	^at Oklahoma	96-90	W
N17	^at Oregon State	69-80	L
N22	SANTA CLARA	71-64	W
N25	at South Dakota	74-66	W
D1	KANSAS CITY	83-58	W
D4	WICHITA STATE	68-55	W
D15	MISSOURI	79-72	W
D20	at Gonzaga	52-64	L
D31	WILLIAM JEWELL	111-39	W
J3	*at Loyola Chicago	74-72	WOT
J5	*at Valparaiso	81-68	W
J10	*DRAKE	69-67	W
J12	*NORTHERN IOWA	80-66	W
J17	*at Southern Illinois	68-70	L
J24	*at Indiana State	76-55	W
J26	*at Evansville	81-55	W
J31	*BRADLEY	90-56	W
F2	*ILLINOIS STATE	87-74	W
F7	*at Northern Iowa	66-55	W
F9	*at Drake	89-83	W
F15	*SOUTHERN ILLINOIS	88-57	W
F21	*EVANSVILLE	76-62	W
F23	*INDIANA STATE	82-58	W
F27	*at Illinois State	66-78	L
M1	*at Bradley	69-66	W
M5	*VALPARAISO	85-70	W
M7	*LOYOLA CHICAGO	72-61	W

Home in CAPS; *MVC games; ^Preseason WNIT

MISSOURI STATE UNIVERSITY

Athletic Directory

President: Clif Smart
Faculty Athletics Representative: Dr. James Hutter
Director of Athletics: Kyle Moats
Senior Woman Administrator: Casey Hunt
Athletics Department Telephone: (417) 836-5244
Athletics Department Address: 901 South National, Springfield, MO 65897
Head Basketball Coach: Amaka Agugua-Hamilton
Basketball Office Phone: (417) 836-4136
Assistant Coaches: Alysiah Bond, CJ Jones & Tori Jankoska
Sports Information Contact: Ben Adamson
SID Office Phone: (417) 836-4584
SID Cell Number: (405) 742-7585
SID Email: benadamson@missouristate.edu

University Facts

Founded: 1905
Location: Springfield, Mo.
Enrollment: 26,016
Colors: Maroon & White
Nickname: Lady Bears
Years in the MVC: 29
Arena: JQH Arena (11,000)
Courtside Telephone Number: (417) 836-8145

Athletics Staff

Clif Smart
President

Casey Hunt
SWA

Kyle Moats
Athletic Director

Ben Adamson
WBB SID

8 Missouri State (76-84).indd 77 11/23/2020 1:59:56 PM

2019-20 STATISTICAL REVIEW

All Game Statistics (26-4)

#	Player	GP	GS	Min	Avg	— TOTAL — FG	FGA	Pct	3-POINTERS 3FG	FGA	Pct	FT	FTA	Pct	— REBOUNDS — Off	Def	Tot	Avg	PF	FO	A	TO	Blk	Stl	Pts	Avg
22	Willard,Alexa	30	30	870	29.0	183	391	.468	40	93	.430	77	85	.906	42	53	95	3.2	49	0	39	62	9	25	483	16.1
11	Calip,Brice	29	29	859	29.6	102	271	.376	25	78	.321	135	168	.804	29	75	104	3.6	45	0	110	47	11	38	364	12.6
32	Franklin,Jasmine	30	30	739	24.6	126	224	.563	1	1	1.000	75	103	.728	74	186	260	8.7	88	4	44	55	34	48	328	10.9
04	Hipp,Abby	30	12	569	19.0	90	166	.542	4	15	.267	17	31	.548	47	69	116	3.9	51	0	29	36	10	18	201	6.7
50	Gartner,Emily	30	14	510	17.0	77	164	.470	2	11	.182	39	66	.591	49	118	167	5.6	74	2	19	48	29	18	195	6.5
02	Ruffridge,Elle	30	1	453	15.1	56	144	.389	45	103	.437	34	41	.829	13	38	51	1.7	22	0	31	25	0	13	191	6.4
21	Wilson,Sydney	30	14	539	18.0	51	111	.459	15	33	.455	47	62	.758	32	40	72	2.4	58	2	26	23	10	31	164	5.5
23	Bhinhar,Mya	30	17	673	22.4	50	151	.331	5	18	.278	38	44	.864	11	60	71	2.4	57	2	88	66	10	42	143	4.8
34	Manning,Sydney	30	2	432	14.4	35	104	.337	23	71	.324	23	34	.676	19	56	75	2.5	24	0	39	28	8	17	116	3.9
30	Ealy,Shameka	28	1	258	9.2	38	99	.384	12	43	.279	5	8	.625	20	39	59	2.1	43	1	9	15	13	9	93	3.3
41	Knapp,Trinity	9	0	46	5.1	9	19	.474	4	10	.400	2	2	1.000	2	2	4	0.4	4	0	2	7	1	2	24	2.7
24	Ellis,Bri	9	0	41	4.6	5	13	.385	3	10	.300	7	8	.875	1	3	4	0.4	2	0	2	1	1	3	20	2.2
12	Schultz,Sydney	9	0	38	4.2	3	9	.333	0	0	.000	2	3	.667	2	4	6	0.7	4	0	0	3	2	2	8	0.9
	Team														57	58	115	3.8	0			15			0	
	Total	30				825	1866	.442	179	486	.368	501	655	.765	398	801	1199	40.0	521	11	438	431	138	266	2330	77.7
	Opponents	30				702	1694	.414	201	556	.362	345	488	.707	235	684	919	30.6	576	-	347	500	94	200	1950	65.0

Conference Game Statistics (16-2, 1st)

#	Player	GP	GS	Min	Avg	— TOTAL — FG	FGA	Pct	3-POINTERS 3FG	FGA	Pct	FT	FTA	Pct	— REBOUNDS — Off	Def	Tot	Avg	PF	FO	A	TO	Blk	Stl	Pts	Avg
22	Willard,Alexa	18	18	505	28.1	102	226	.451	18	48	.375	56	62	.903	23	29	52	2.9	28	0	23	31	5	13	278	15.4
11	Calip,Brice	18	18	519	28.8	59	162	.364	14	51	.275	88	108	.815	14	50	64	3.6	29	0	73	27	7	24	220	12.2
32	Franklin,Jasmine	18	18	410	22.8	73	139	.525	0	0	.000	46	63	.730	48	99	147	8.2	55	2	21	27	18	29	192	10.7
04	Hipp,Abby	18	12	376	20.9	66	123	.537	3	12	.250	17	29	.586	40	46	86	4.8	27	0	16	20	8	15	152	8.4
21	Wilson,Sydney	18	14	382	21.2	37	82	.451	12	25	.480	35	45	.778	24	34	58	3.2	39	1	13	15	6	26	121	6.7
02	Ruffridge,Elle	18	0	291	16.2	31	83	.373	26	58	.448	17	20	.850	5	24	29	1.6	13	0	15	16	0	8	105	5.8
50	Gartner,Emily	18	2	253	14.1	38	77	.494	1	3	.333	22	38	.579	30	57	87	4.8	48	2	7	27	18	8	99	5.5
34	Manning,Sydney	18	2	311	17.3	24	72	.333	16	50	.320	18	25	.720	17	37	54	3.0	17	0	28	17	5	13	82	4.6
30	Ealy,Shameka	17	1	167	9.8	25	69	.362	7	32	.219	4	6	.667	12	27	39	2.3	32	1	4	9	10	5	61	3.6
23	Bhinhar,Mya	18	5	348	19.3	23	79	.291	2	11	.182	16	20	.800	7	25	32	1.8	36	2	43	27	4	23	64	3.6
24	Ellis,Bri	6	0	18	3.0	3	6	.500	2	5	.400	3	4	.750	0	0	0	0.0	2	0	0	1	1	1	11	1.8
41	Knapp,Trinity	6	0	25	4.2	4	8	.500	2	6	.333	0	0	.000	0	2	2	0.3	4	0	1	6	0	0	10	1.7
12	Schultz,Sydney	5	0	21	4.2	2	7	.286	0	0	.000	0	1	.000	1	1	2	0.4	4	0	0	1	0	1	4	0.8
	Team														30	25	55	3.1	0			6			0	
	Total	18				487	1133	.430	103	301	.342	322	421	.765	251	456	707	39.3	334	8	244	230	82	166	1399	77.7
	Opponents	18				413	970	.426	116	333	.348	231	319	.724	126	418	544	30.2	353	-	203	296	54	109	1173	65.2

8 Missouri State (76-84).indd 78 11/23/2020 1:59:57 PM

CAREER LEADERS/MEDIA OUTLETS

CAREER LEADERS - TOP 10

POINTS

No.	Student-Athlete (Years)	G	Pts.
1.	Jackie Stiles (1998-01)	129	3,393
2.	Casey Garrison (2009-12)	130	2,271
3.	Kari Koch (2003-06)	122	2,073
4.	Melody Howard (1991-94)	127	1,944
5.	Jenni Lingor (2002-05)	124	1,884
6.	Jeanette Tendai (1983-86)	110	1,769
7.	Liza Fruendt (2015-18)	123	1,656
8.	Kenzie Wililams (2012-16)	121	1,645
9.	Lynn Strubberg (1980-83)	115	1,641
10.	Tyonna Snow (2013-16)	120	1,611

REBOUNDS

No.	Student-Athlete (Years)	G	Rebs.
1.	Lynn Strubberg (1980-83)	115	1,048
2.	Cindy Henderson (1972-75)	104	942
3.	Christiana Shorter (2010-13)	128	911
4.	Jeanette Tendai (1983-86)	110	910
5.	Roshonda Reed (1996-99)	112	881
6.	Tiff Terwelp (2005-08)	120	842
7.	Lisa Davies (1995-98)	120	792
8.	Casey Garrison (2009-12)	130	791
9.	Jenni Lingor (2002-05)	124	699
10.	Kelly Mago (1985-88)	109	696

ASSISTS

No.	Student-Athlete (Years)	G	Asts.
1.	Tina Robbins (1991-94)	122	657
2.	Kari Koch (2003-06)	122	529
3.	Casey Garrison (2009-12)	130	525
4.	Amy Nelson (1989-92)	113	516
5.	Secelia Winkfield (1990-93)	123	455
6.	Tahnee Balerio (2005-08)	117	420
7.	Jenni Lingor (2002-05)	124	386
8.	Gail Beck (1981-82)	68	368
9.	Melody Howard (1991-94)	127	356
10.	Erica Vicente (2001-02)	64	354

BLOCKED SHOTS

No.	Student-Athlete (Years)	G	Blks.
1.	Sharon Zeilmann (1983-87)	103	221
2.	Christiana Shorter (2010-13)	128	109
3.	Tia Mays (2010-11)	35	107
4.	Breton Wyett (2006-07)	60	96
5.	Kelly Mago (1985-88)	109	84
6.	**Jasmine Franklin (2018-pres.)**	**65**	**81**
6.	Carly Deer (1998-01)	126	73
7.	Tyonna Snow (2013-16)	120	72
8.	Stephanie Busbey (2000-03)	113	69
9.	Casey Garrison (2008-12)	130	67

STEALS

No.	Student-Athlete (Years)	G	Stls.
1.	Tyonna Snow (2013-16)	120	352
2.	Kari Koch (2003-06)	122	340
3.	Tina Robbins (1991-94)	122	316
4.	Secelia Winkfield (1990-93)	123	302
5.	Casey Garrison (2009-12)	130	264
6.	Carly Deer (1998-01)	126	260
7.	Lisa Davies (1995-98)	120	241
8.	LaTanya Davis (1993-96)	125	215
9.	Kenzie Williams (2012-16)	121	212
10.	Melody Howard (1991-94)	127	206

ACTIVE CAREER LEADERS

Jasmine Franklin

SCORING
994 – Brice Calip
651 – Jasmine Franklin

FIELD GOAL SHOOTING
.558 (252-452) – Jasmine Franklin
.524 (207-395) – Abby Hipp

FIELD GOALS MADE
312 – Brice Calip
252 – Jasmine Franklin

3-POINT SHOOTING
.426 (29-68) – Sydney Wilson
.352 (90-256) – Elle Ruffridge

3-POINTERS MADE
77 – Elle Ruffridge
45 – Sydney Manning

FREE THROW SHOOTING
.837 (77-92) – Elle Ruffridge
.758 (322-425) – Brice Calip

FREE THROWS MADE
322 – Brice Calip
146 – Jasmine Franklin

ASSISTS
284 – Brice Calip
141 – Mya Bhinhar

STEALS
124 – Brice Calip
102 – Jasmine Franklin

BLOCKS
81 – Jasmine Franklin
65 – Emily Gartner

REBOUNDS
527 – Jasmine Franklin
421 – Emily Gartner

MEDIA OUTLETS

NEWSPAPER

Springfield News-Leader
Wyatt Wheeler, Sports
651 Boonville, Springfield, MO 65801
Office Phone: (417) 836-1199

The Standard
Greta Cross, Editor in Chief
901 S. National, Springfield, MO 65897
Phone: (417) 836-5272

RADIO

KTXR (101.3 FM)/KBFL (1060 AM, 96.9 FM, 99.9 FM)
3000 E. Chestnut, Springfield, MO 65802
Phone: (417) 862-3751/(417) 862-5600

KTTS (1260 AM, 94.7 FM)
Don Louzader, News/Sports Director
2330 W. Grand, Springfield, MO 65801
Phone: (417) 869-2153

KOSP (92.9 FM)/KOMG (105.1 FM)
John Kimmons, Operations Manager
2453 E. Elm, Springfield, MO 65802
Phone: (417) 886-5677

KADI (1340 AM, 99.5 FM)
5431 W. Sunshine, Brookline, MO 65619
Phone: (417) 831-0995

KGBX (105.9 FM)/KTOZ (95.5 FM)/ KGMY (1400 AM, 100.5 FM)/KXUS (97.3 FM)
Jim Wesley, News Director
1856 E. Battlefield, Springfield, MO 65804
Phone: (417) 890-5555

KSMU (91.1 FM)
Scott Harvey, News Director
901 S. National, Springfield, MO 65897
Phone: (417) 836-4751

TELEVISION

KOLR (CBS, Ch. 10)/KOZL (Ch. 27)/KRBK (FOX, Ch. 49)
Dan Lucy/Dan Lindblad/Matt Vereen, Sports
2650 E. Division, Springfield, MO 65803
Phone: (417) 862-6397

KSPR (ABC, Ch. 33) & KY3 (NBC, Ch. 3)
Chad Plein/Taylor Kaufman/Mark Spillane, Sports
999 W. Sunshine, Springfield, MO 65807
Phone: (417) 831-1333

The O-Zone
Chris Parker, Sports
999 W. Sunshine, Springfield, MO 65807
Phone: (417) 268-3000

Mediacom (MC-22)
Randy Hollis, Program Director
Corey Riggs , Production Manager
1533 S. Enterprise, Springfield, MO 65804
Phone: (417) 875-7557

8 Missouri State (76-84).indd 79 11/23/2020 1:59:58 PM

YEAR-BY-YEAR IN THE VALLEY

Year	Overall	MVC	Finish	Conf. Tourney	Non Conf.	Post Season
1983	10-18	—	—	0-1	10-17	—
1984	12-16	8-10	Sixth	—	4-6	—
1985	12-16	9-9	Fourth	—	3-7	—
1986	6-21	5-13	Seventh	—	1-8	—
1987	18-10	12-6	Second	0-1	6-3	—
1988	9-17	6-12	T-Sixth	—	3-5	—
1989	7-20	5-13	Eighth	—	2-7	—
1990	19-8	14-4	T-First	0-1	5-3	—
1991	26-5	16-2	First	2-0	7-2	NCAA 1-1
1992	31-3	17-1	First	2-0	8-1	NCAA 4-1
1993	23-9	14-2	First	3-0	4-6	NCAA 2-1
1994	24-6	15-1	First	3-0	5-4	NCAA 1-1
1995	21-12	14-4	First	2-1	4-6	NCAA 1-1
1996	25-5	16-2	First	3-0	6-2	NCAA 0-1
1997	17-10	13-5	T-Second	0-1	4-4	—
1998	24-6	14-4	Second	2-1	8-0	NCAA 0-1
1999	25-7	15-3	First	1-1	8-2	NCAA 1-1
2000	23-9	14-4	T-Second	2-1	7-3	NCAA 0-1
2001	29-6	16-2	T-First	3-0	6-3	NCAA 4-1
2002	16-11	12-6	Third	0-1	3-4	WNIT 0-1
2003	18-13	11-7	Fourth	3-0	4-5	NCAA 0-1
2004	28-4	16-2	First	3-0	9-1	NCAA 0-1
2005	25-8	15-3	First	0-1	5-4	WNIT 5-0
2006	17-15	7-11	T-Seventh	4-0	6-3	NCAA 0-1
2007	7-21	3-15	Tenth	0-1	4-5	—
2008	11-19	9-9	Fifth	0-1	2-9	—
2009	10-20	6-12	Seventh	0-1	4-7	—
2010	22-11	12-6	T-Third	0-1	8-3	WNIT 2-1
2011	24-11	12-6	T-Second	2-1	10-4	WNIT 1-1
2012	24-9	14-4	First	1-1	7-3	WNIT 2-1
2013	14-17	6-12	Eighth	0-1	8-4	—
2014	14-17	8-10	T-Sixth	1-1	5-6	—
2015	18-15	13-5	Third	2-1	3-9	WNIT 0-1
2016	24-10	14-4	T-Second	3-0	7-5	NCAA 0-1
2017	16-15	12-6	Third	0-1	4-7	WNIT 0-1
2018	21-12	15-3	Second	1-1	5-8	WNIT 1-1
2019	25-10	16-2	Second	3-0	4-7	NCAA 2-1
2020	26-4	16-2	First	0-0	10-2	—
DI	**721-446**	**430-222**		**46-21**	**209-185**	**27-22**
MVC	**571-312**	**348-152**		**42-18**	**160-126**	**22-20**

Amaka Agugua-Hamilton

COACHING RECORDS

By Tenure

Coaches (Seasons)	Years	W	L	Pct.
Reba Sims (10)	1969-79	129	116	.527
Marti Gasser (4)	1979-83	62	60	.508
Valerie Goodwin-Colbert (4)	1983-87	48	63	.432
Cheryl Burnett (15)	1987-02	319	136	.711
Katie Abrahamson-Henderson (5)	2002-07	95	61	.609
Nyla Milleson (6)	2007-13	105	87	.547
Kellie Harper (6)	2013-19	118	79	.599
Amaka Agugua-Hamilton (1)	2019-	26	4	.867
Lady Bears Totals (51)	1969-	902	606	.598

Versus the Missouri Valley Conference

Coaches (Seasons)	Years	W	L	Pct.
Cheryl Burnett (10)	1987-02	143	33	.813
Katie Abrahamson-Henderson (5)	2002-07	52	38	.578
Nyla Milleson (6)	2007-13	59	49	.546
Kellie Harper (6)	2013-19	78	30	.722
Amaka Agugua-Hamilton (1)	2019-	16	2	.889
Lady Bears Totals (28)	1993-	353	162	.685

In the Valley Tournament

Coaches (Seasons)	Years	W	L	Pct.
Cheryl Burnett (10)	1987-02	19	6	.760
Katie Abrahamson-Henderson (5)	2002-07	10	2	.833
Nyla Milleson (6)	2007-13	3	6	.333
Kellie Harper (6)	2013-19	9	4	.692
Amaka Agugua-Hamilton (1)	2019-	0	0	.000
Lady Bears Totals (28)	1993-	41	18	.695

In the NCAA Tournament

Coaches (Seasons)	Years	W	L	Pct.
Cheryl Burnett (1991, 1992, 1993, 1994, 1995, 1996, 1998, 1999, 2000, 2001)	10	14	10	.583
Katie Abrahamson-Henderson (2003, 2004, 2006)	3	0	3	.000
Kellie Harper (2016, 19)	2	2	2	.500
Lady Bears Totals	15	16	15	.516

In the WNIT Tournament

Coaches (Seasons)	Years	W	L	Pct.
Cheryl Burnett (2002)	1	0	1	.000
Katie Abrahamson-Henderson (2005)	1	5	0	1.000
Nyla Milleson (2010, 11, 12)	3	5	3	.625
Kellie Harper (2015, 17, 18)	3	1	3	.250
Lady Bears Totals	8	11	7	.611

8 Missouri State (76-84).indd 80 11/23/2020 1:59:59 PM

MISSOURI STATE INDIVIDUAL RECORDS

Points:
Game: 56, Jackie Stiles, vs. Evansville (3/10/00)
Season: 1,062, Jackie Stiles (2000-01)
Career: 3,393, Jackie Stiles (1998-01)

Field Goals Made:
Game: 19, Jackie Stiles, vs. Baylor (12/2/98)
Season: 365, Jackie Stiles (2000-01)
Career: 1,160, Jackie Stiles (1998-01)

Field Goal Percentage:
Season: .658, Tonya Baucom (1992)
Career: .644, Tonya Baucom (1992-93)

Three-Point Field Goals Made:
Game: 11, Melody Howard, vs. Drake (2/19/94)
Season: 104, Melody Howard (1994)
Career: 265, Jenni Lingor (2002-05)

Free Throws Made:
Game: 21, Tyonna Snow, vs. Loyola (2/12/16)
Season: 267, Jackie Stiles (2001)
Career: 852, Jackie Stiles (1998-01)

Free Throw Percentage:
Season: .907, Karly Buer (2013)
Career: .882, Sarah Klaassen (2003-06)

Rebounds:
Game: 24, Cindy Henderson (1974-75)
Season: 320, Roshonda Reed (1998-99)
Career: 1,048, Lynn Strubberg (1980-83)

Steals:
Game: 10, Kari Koch, vs. UNI (1/23/2003)
Season: 109, Tyonna Snow (2015-16)
Career: 352, Tyonna Snow (2013-16)

Assists:
Game: 17, Nel Patton, vs. Bradley (2/18/88)
Season: 213, Tina Robbins (1993-94)
Career: 657, Tina Robbins (1991-94)

Blocked Shots:
Game: 8, twice
Sharon Zeilmann, vs. Tulsa (12/4/86)
Sharon Zeilmann, vs. Indiana State (1/5/87)
Season: 75, Sharon Zeilmann (1985, 1987)
Career: 221, Sharon Zeilmann (1983-85, '87)

Jackie Stiles (1998-2001)

MISSOURI STATE TEAM RECORDS

Most Points:
Game: 120, vs. Davidson (11/13/98)
Season: 2,898 (2000-01)

Field Goals Made:
Game: 47, vs. CS-Sacramento (12/17/93)
Season: 1,030 (1991-92)

Field Goal Percentage:
Game: .736, at Drake (2/16/91)
Season: .519 (1,030-1,985), 1992

Most Three-Point Field Goals:
Game: 19, at Indiana State (11/16/05) – MVC Record
Season: 305 (2005) - Led NCAA Division I

3FG Percentage:
Season: .482 (277-669), 2004 – Led NCAA Division I

Free Throws Made:
Game: 43, vs. Eastern Illinois (1/15/88) – MVC Record
Season: 720 (2001) – MVC Record

Free Throw Percentage:
Game: 1.000, 7 times (1992, 2001, 2005, 2015, 2016, 2019, 2020)
Season: .790 (430-544), 2005 – Led NCAA Division I

Rebounds:
Game: 68, vs. Northern Kentucky (12/1/2012)
Season: 1,393 (2000-01) – MVC Record

Assists:
Game: 36, vs. Drake (2/22/93)
Season: 695 (1991-92) – MVC Record

Blocked Shots:
Game: 15, vs. William Jewell (12/31/19)
Season: 129 (1984-85)

Steals:
Game: 33, vs. Idaho (12/13/91)
Season: 469 (1992) – MVC Record

Largest Attendance:
Game: 9,194 vs. Creighton (2/20/93)

Most Consecutive Wins:
Season: 21 (1/11/92 - 3/28/92)

Melody Howard (1991-94)

8 Missouri State (76-84).indd 81 11/23/2020 1:59:59 PM

MISSOURI STATE ALL-TIME VS. MVC TEAMS

Bradley
(Missouri State leads 58-25)

1/14/84	at Missouri State	W	92-79
2/9/84	at Bradley	L	76-88
1/19/85	at Missouri State	L	56-81
2/16/85	at Bradley	W	65-62
1/9/86	at Missouri State	L	64-90
2/6/86	at Bradley	L	64-79
1/8/87	at Missouri State	W	78-68
2/7/87	at Bradley	L	56-64
1/23/88	at Bradley	L	77-79
2/18/88	at Missouri State	W	90-81
1/9/89	at Missouri State	L	77-84
2/2/89	at Bradley	L	60-69
1/13/90	at Missouri State	W	74-43
2/8/90	at Bradley	L	45-67
1/8/91	at Missouri State	W	87-60
2/1/91	at Bradley	L	51-54
1/15/92	at Missouri State	W	65-33
2/15/92	at Bradley	W	92-63
3/11/92	at Missouri State	W	88-59
1/28/93	at Missouri State	W	76-53
2/13/93	at Bradley	W	95-53
3/4/93	at Missouri State	W	80-55
1/6/94	at Missouri State	W	92-53
2/14/94	at Bradley	W	85-64
3/8/94	at Missouri State	W	71-40
1/12/95	at Bradley	W	52-39
2/11/95	at Missouri State	W	73-63
3/9/95	at Missouri State	W	68-56
1/9/96	at Bradley	W	76-69
2/3/96	at Missouri State	W	79-36
1/9/97	at Bradley	W	60-58
2/6/97	at Missouri State	W	70-64
3/6/97	at Missouri State	L	52-53
1/3/98	at Bradley	W	78-61
1/31/98	at Missouri State	W	102-46
1/25/99	at Missouri State	W	94-69
2/20/99	at Bradley	W	96-49
1/29/00	at Missouri State	W	84-48
2/25/00	at Bradley	W	71-52
1/18/01	at Bradley	W	86-52
2/16/01	at Missouri State	W	81-55
12/29/01	at Missouri St. (2OT)	W	82-77
2/28/02	at Bradley	L	45-65
1/25/03	at Missouri State	W	63-58
2/22/03	at Bradley	W	65-63
1/10/04	at Bradley	W	93-60
2/10/04	at Missouri State	W	65-45
1/1/05	at Bradley	W	87-74
3/3/05	at Missouri State	L	69-72
1/26/06	at Missouri State	W	66-45
2/26/06	at Bradley	L	63-70
3/9/06	at Missouri State	W	69-64
1/21/07	at Missouri State	L	68-76
2/15/07	at Bradley	L	75-78
3/8/07	$at Drake	L	56-65
1/19/08	at Bradley	W	70-55
2/14/08	at Missouri State	W	73-66
1/4/09	at Missouri State	L	40-59
3/5/09	at Bradley	L	71-81
12/31/09	at Missouri State	W	72-67
3/6/10	at Bradley	L	64-65
1/8/11	at Bradley	W	73-58
2/4/11	at Missouri State	L	68-73
12/29/11	at Bradley	W	79-70
3/3/12	at Missouri State	L	69-86
3/9/12	$at St. Charles	W	58-54
1/12/13	at Bradley	L	79-80
2/8/13	at Missouri State	W	91-86
1/10/14	at Bradley	W	85-56
2/9/14	at Missouri State	W	78-72
1/18/15	at Bradley	W	78-64
2/13/15	at Missouri State	W	69-61
1/15/16	at Bradley	W	55-44
2/14/16	at Missouri State	W	59-56
1/22/17	at Missouri St (OT)	L	73-75
2/17/17	at Bradley	L	56-62
1/14/18	at Bradley	W	71-65
2/9/18	at Missouri State	W	75-54
3/9/18	$at Moline	W	76-68
1/18/19	at Bradley	W	68-56
2/17/19	at Missouri State	W	82-60
1/31/20	at Missouri State	W	90-56
3/1/20	at Bradley	W	69-66

Drake
(Missouri State leads 45-44)

3/11/83	at Drake	L	70-98
1/6/84	at Drake	L	83-116
3/5/84	at Missouri State	L	65-87
1/26/85	at Drake	L	64-82
2/21/85	at Missouri State	L	60-89
1/23/86	at Missouri State	L	68-79
2/22/86	at Drake	L	76-94
1/24/87	at Drake	L	55-85
2/21/87	at Missouri State	W	60-56
12/29/87	at Missouri State	W	76-49
2/27/88	at Drake	L	56-74
1/4/89	at Drake	L	57-86
3/1/89	at Missouri State	L	51-62
1/20/90	at Drake	W	61-58
2/16/90	at Missouri State	W	58-50
1/18/91	at Missouri State	W	76-63
2/16/91	at Drake	W	102-61
3/6/91	at Missouri State	W	87-66
1/30/92	at Drake	W	64-60
2/29/92	at Missouri State	W	77-60
1/16/93	at Drake	W	69-53
2/22/93	at Missouri State	W	95-64
3/9/93	at Missouri State	W	83-53
1/21/94	at Drake	W	79-66
2/19/94	at Missouri State	W	79-56
3/11/94	at Missouri State	W	76-55
1/21/95	at Missouri State	W	65-61
2/16/95	at Drake	L	49-66
3/11/95	at Missouri St. (OT)	L	68-71
1/25/96	at Drake	W	75-66
2/25/96	at Missouri State	W	82-65
12/29/96	at Missouri State	W	73-68
2/27/97	at Drake	L	70-83
1/10/98	at Missouri State	L	61-69
2/5/98	at Drake	W	72-64
3/7/98	at Missouri State	L	59-73
1/6/99	at Drake	L	81-97
1/23/99	at Missouri State	W	105-74
1/8/00	at Drake	W	81-69
2/5/00	at Missouri State	L	75-89
3/11/00	at Missouri State	L	67-70
1/1/01	at Drake	L	63-66
3/3/01	at Missouri State	W	87-63
3/10/01	at Missouri State	W	84-69
1/4/02	at Drake	L	59-84
2/2/02	at Missouri State	L	51-62
1/10/03	at Missouri State	W	57-50
2/9/03	at Drake	L	40-57
3/13/03	at Drake	W	61-59
1/19/04	at Missouri State	W	70-61
2/13/04	at Drake	L	67-73
3/13/04	at Missouri State	W	74-67
1/21/05	at Missouri State	W	79-63
2/18/05	at Drake	W	76-62
1/7/06	at Drake	L	63-70
2/4/06	at Missouri State	L	58-61
3/10/06	at Missouri State	W	78-62
1/27/07	at Drake (OT)	L	76-82
2/25/07	at Missouri State	L	68-81
1/4/08	at Drake	L	42-72
3/6/08	at Missouri State	L	58-61
1/10/09	at Drake	L	44-56
2/8/09	at Missouri State	L	60-66
1/7/10	at Drake	L	84-88
2/7/10	at Missouri State	W	87-78
1/29/11	at Drake	W	90-61
2/25/11	at Missouri State	W	92-82
3/11/11	$at St. Charles	W	86-77
1/7/12	at Missouri State	W	78-46
2/2/12	at Drake	W	69-66
1/19/13	at Missouri State	W	80-77
2/16/13	at Drake	L	64-75
3/14/14	$at St. Charles	L	66-81
1/18/14	at Missouri State	W	89-66
2/16/13	at Drake	L	69-79
1/30/15	at Drake (OT)	L	89-94
3/1/15	at Missouri State	W	86-57
1/8/16	at Missouir State	L	75-82
2/7/16	at Drake	L	72-95
3/12/16	$at Moline	W	65-61
1/1/17	at Missouri State	L	64-90
3/2/17	at Drake	L	91-98
1/5/18	at Missouri State	L	68-80
2/4/18	at Drake	L	65-84
2/1/19	at Drake	W	85-79
3/3/19	at Missouri State	L	61-70
3/17/19	$at Moline	W	94-79
1/10/20	at Missouri State	W	69-67
2/9/20	at Drake	W	89-83

Evansville
(Missouri State leads 44-13)

12/4/87	at Evansville	L	54-87
1/4/95	at Evansville	W	85-64
3/2/95	at Missouri State	W	64-58
1/2/96	at Missouri State	W	107-48
2/29/96	at Evansville	W	79-54
1/24/97	at Evansville	W	61-41
2/20/97	at Missouri State	W	70-49
12/31/97	at Missouri State	W	89-59
2/28/98	at Evansville	W	73-60
12/29/98	at Evansville	W	75-52
2/25/99	at Missouri State	W	77-67
3/5/99	$at Drake	L	55-59
1/15/00	at Missouri State	W	72-61
2/11/00	at Evansville	L	55-68
3/10/00	at Missouri State	W	88-75
1/13/01	at Evansville	W	90-67
2/11/01	at Missouri State	W	91-65
1/14/02	at Missouri State	W	66-54
2/8/02	at Evansville	W	73-63
1/5/03	at Evansville	L	53-60
3/8/03	at Missouri State	W	107-53
1/26/04	at Evansville	W	77-59
2/19/04	at Missouri State	W	84-47
1/6/05	at Missouri State	W	77-71
2/3/05	at Evansville	L	61-63
1/14/06	at Missouri St. (2OT)	W	67-59
2/12/06	at Evansville	L	53-71
1/1/07	at Evansville	L	72-82
3/3/07	at Missouri State	L	55-57
1/10/08	at Missouri State	W	76-65
2/10/08	at Evansville	L	74-82
1/27/09	at Evansville	W	76-63
2/27/09	at Missouri State	W	80-67
1/30/10	at Evansville	W	86-57
2/28/10	at Missouri State	W	83-60
1/2/11	at Missouri State	W	75-54
3/3/11	at Evansville	W	80-61
1/21/12	at Evansville	W	74-49
2/17/12	at Missouri State	W	76-62
1/25/13	at Evansville	L	53-77
2/23/13	at Missouri State	W	66-63
1/31/14	at Missouri State	W	87-70
3/1/14	at Evansville	L	65-72
1/2/15	at Missouri State	L	56-65
3/7/15	at Evansville	W	86-71
3/14/15	$at St. Charles	W	75-66
1/22/16	at Missouri State	W	77-70
2/21/16	at Evansville	W	66-47
1/13/17	at Evansville	W	77-41
2/12/17	at Missouri State	W	68-43
3/10/17	$at Moline	L	59-65
12/31/17	at Evansville	W	95-65
3/1/18	at Missouri State	W	97-51
1/6/19	at Missouri State	W	88-66
3/7/19	at Evansville	W	88-46
1/26/20	at Evansville	W	81-55
2/21/20	at Missouri State	W	76-62

Illinois State
(Missouri State leads 45-33)

2/2/84	at Missouri State	L	75-85
3/3/84	at Illinois State	L	67-102
1/10/85	at Illinois State	L	37-84
2/9/85	at Missouri State	L	65-77
1/17/86	at Illinois State	L	59-94
2/15/86	at Missouri State	L	75-80
1/3/87	at Illinois State	W	86-85
1/31/87	at Missouri State	W	86-71
1/9/88	at Illinois State	L	65-81
2/4/88	at Missouri State	L	58-64
1/26/89	at Missouri State	L	66-87
2/25/89	at Illinois State	L	58-77
1/6/90	at Illinois State	L	58-80
2/3/90	at Missouri State	W	74-68
3/9/90	$at So. Illinois (OT)	L	79-86
1/10/91	at Illinois St. (OT)	W	84-79
2/9/91	at Missouri State	W	76-53
1/9/92	at Illinois State	L	73-79
2/8/92	at Missouri State	W	67-47
1/30/93	at Missouri State	W	83-47
2/11/93	at Illinois State	W	91-46
1/15/94	at Missouri State	W	70-44
2/12/94	at Illinois State	W	71-55
1/7/95	at Missouri State	W	64-62
2/4/95	at Illinois State	L	57-60
1/14/96	at Missouri State	W	72-64
2/11/96	at Illinois State	L	57-61
3/9/96	$at Drake	W	59-56
1/20/97	at Missouri St. (OT)	L	60-61
2/14/97	at Illinois State	W	80-64
1/25/98	at Illinois State	W	63-56
2/22/98	at Missouri State	W	81-53
1/14/99	at Illinois State	W	80-65
2/12/99	at Missouri State	W	82-69
1/20/00	at Illinois State	W	80-46
2/18/00	at Missouri State	W	84-55
1/6/01	at Missouri State	W	86-51
2/3/01	at Illinois State	W	81-69
1/26/02	at Illinois State	W	59-55
2/22/02	at Missouri State	W	76-63
1/16/03	at Illinois State	L	54-58
2/13/03	at Missouri State	L	56-60
1/31/04	at Missouri State	W	96-75
2/26/04	at Illinois State	W	64-47
3/12/04	at Missouri State	W	93-72
1/14/05	at Illinois State	W	80-57
2/10/05	at Missouri State	W	72-64
3/10/05	at Illinois State	L	57-61
1/20/06	at Illinois State	L	55-64
2/19/06	at Missouri State	W	68-53
1/13/07	at Illinois State	L	47-76
2/10/07	at Missouri State	L	45-65
1/25/08	at Missouri State	L	59-95
2/24/08	at Illinois State	L	66-78
1/19/09	at Missouri State	L	70-83
2/12/09	at Illinois State	L	59-70
1/18/10	at Missouri State	L	72-81
2/14/10	at Illinois State	L	72-82
1/11/11	at Missouri State	W	76-61
2/12/11	at Illinois State	L	59-78
1/29/12	at Missouri State	W	83-68
2/26/12	at Illinois St. (OT)	W	80-68
2/3/13	at Missouri State	W	91-76
3/3/13	at Illinois State	L	60-81
1/27/14	at Illinois State	W	75-72
2/23/14	at Missouri State	L	57-66
1/25/15	at Missouri State	W	58-35
2/22/15	at Illinois State	W	90-78
1/1/16	at Illinois State	W	73-51
3/5/16	at Missouri State	W	70-41
1/20/17	at Missouri State	W	65-60
2/19//17	at Illinois State	W	77-44
1/12/18	at Illinois State	W	56-50
2/11/18	at Missouri State	W	75-58
1/20/19	at Illinois State	W	59-47
2/15/19	at Missouri State	L	56-60
2/2/20	at Missouri State	W	87-74
2/27/20	at Illinois State	L	78-66

Indiana State
(Missouri State leads 63-18)

12/11/82	at Indiana State	L	66-83
2/4/84	at Missouri State	W	81-75
3/1/84	at Indiana State	W	87-80
1/12/85	at Indiana State	W	70-65
2/7/85	at Missouri State	W	80-71
1/19/86	at Indiana St. (OT)	W	78-77
2/13/86	at Missouri State	W	85-69
1/5/87	at Indiana State	W	75-66
1/29/87	at Missouri State	W	90-77
1/7/88	at Indiana State	L	70-76
2/6/88	at Missouri St. (OT)	L	75-77
1/28/89	at Missouri St. (4OT)	L	101-107
2/23/89	at Indiana State	L	50-77
1/8/90	at Indiana State	W	59-50
2/1/90	at Missouri State	W	64-53
1/12/91	at Indiana State	W	94-84
2/7/91	at Missouri State	W	86-69
1/11/92	at Indiana State	W	77-53
2/6/92	at Missouri State	W	91-57
1/10/93	at Missouri State	W	77-49
2/27/93	at Indiana State	L	58-63
1/29/94	at Missouri State	W	80-64
2/24/94	at Indiana State	W	84-62
1/9/95	at Missouri State	W	75-64
1/2/95	at Indiana State	W	72-68
1/12/96	at Missouri State	W	88-68
2/9/96	at Indiana State	W	80-54
1/18/97	at Missouri State	W	61-47
2/16/97	at Indiana State	L	56-60
1/23/98	at Indiana State	L	60-69
2/19/98	at Missouri State	W	63-49
1/16/99	at Indiana State	W	70-57
2/14/99	at Missouri State	W	65-46
1/22/00	at Indiana State	W	63-54
2/20/00	at Missouri State	W	56-53
1/4/01	at Missouri State	W	98-48
2/1/01	at Indiana State	W	67-52
3/8/01	at Missouri State	W	92-63
1/24/02	at Indiana State	W	67-63
2/24/02	at Missouri St. (OT)	W	64-61
1/18/03	at Indiana State	L	62-65
2/15/03	at Missouri State	W	98-71
3/15/03	$at Drake	W	75-70
1/29/04	at Missouri State	W	73-47
2/29/04	at Indiana State	L	56-58
1/16/05	at Indiana State	W	80-77
2/12/05	at Missouri State	W	71-70
1/22/06	at Indiana State	L	34-58
2/17/06	at Missouri State	W	76-46
3/12/06	at Missouri State	W	64-55
1/11/07	at Indiana State	W	83-76
2/8/07	at Missouri State	L	53-63
1/27/08	at Missouri State	L	55-78
2/21/08	at Indiana St. (OT)	L	77-86
1/17/09	at Missouri State	W	77-53
2/14/09	at Indiana State	W	53-40
1/15/10	at Missouri State	W	69-65
2/12/10	at Indiana State	W	69-58
1/16/11	at Missouri State	W	65-54
2/10/11	at Indiana State	W	63-50
3/12/11	$at St. Charles	W	84-79
1/27/12	at Missouri State	W	84-70
2/24/12	at Indiana State	W	68-58
2/1/13	at Missouri State	L	67-71
3/1/13	at Indiana State	L	63-71
1/25/14	at Indiana State	L	57-74
2/21/14	at Missouri State	L	37-73
1/4/15	at Missouri State	W	74-66
3/5/15	at Indiana State	W	65-56
3/13/15	$at St. Charles	W	75-57
1/3/16	at Indiana State	W	59-51
3/3/16	at Missouri State	W	75-41
3/11/16	$at Moline	W	70-45
1/29/17	at Indiana State	W	49-46
2/24/17	at Missouri State	W	73-63
12/29/17	at Indiana State	W	77-63
3/3/18	at Missouri State	W	69-56
1/4/19	at Missouri State	W	71-58
3/9/19	at Indiana State	W	76-66
1/24/20	at Indiana State	W	76-55
2/23/20	at Missouri State	W	82-58

Loyola
(Missouri State leads 14-3)

2/27/83	at Loyola	L	95-76
12/31/84	at Loyola	L	63-61
1/12/14	at Loyola	L	61-63
2/7/14	at Missouri State	W	66-41
1/16/15	at Loyola	W	87-57
2/15/15	at Missouri State	W	83-64
1/17/16	at Loyola	W	73-62
2/12/16	at Missouri St. (OT)	W	91-81
1/27/17	at Loyola	W	60-32
2/26/17	at Missouri State	W	61-52
1/21/18	at Missouri State	W	75-36
2/16/18	at Loyola	W	69-58
1/25/19	at Missouri State	W	84-49
2/24/19	at Loyola	W	85-58
3/15/19	$at Moline	W	59-50
1/3/20	at Loyola (OT)	W	74-72
3/7/20	at Missouri State	W	72-61

Northern Iowa
(Missouri State leads 56-28)

11/21/80	at UNI	L	71-74
12/5/81	at UNI	L	66-71
1/4/84	at UNI	W	81-58
3/7/84	at Missouri State	W	83-59
1/24/85	at UNI	W	89-65
2/23/85	at Missouri State	W	98-68
1/25/86	at Missouri State	L	81-82
2/20/86	at UNI	L	74-80
1/26/87	at UNI	W	93-82
2/19/87	at Missouri State	W	97-63
12/31/87	at Missouri State	W	85-66
2/25/88	at UNI	L	80-90
1/2/89	at UNI	W	73-62
3/3/89	at Missouri State	W	69-64
1/18/90	at UNI	W	65-56
2/18/90	at Missouri State	W	73-48
1/20/91	at Missouri State	W	87-43
2/14/91	at UNI	W	74-47
2/1/92	at UNI	W	89-44
2/27/92	at Missouri State	W	86-45
1/18/93	at UNI	W	84-63
2/18/93	at Missouri State	W	84-54
1/9/94	at UNI	W	80-46
2/3/94	at Missouri State	W	87-55
1/18/95	at UNI	W	81-62
2/9/95	at Missouri State	W	71-38
1/7/96	at UNI	W	83-64
2/1/96	at Missouri State	W	75-63
3/7/96	$at Drake	W	83-67
1/11/97	at UNI	W	80-64
2/8/97	at Missouri State	W	66-58
1/29/98	at Missouri State	W	94-59
2/11/98	at UNI	W	73-66
3/5/98	at Missouri State	W	82-58
1/9/99	at Missouri State	W	80-67
1/30/99	at UNI	W	69-53
1/27/00	at Missouri State	W	59-41
2/27/00	at UNI	L	70-75
1/20/01	at Missouri State	W	90-81
2/18/01	at UNI	L	80-99
3/9/01	at Missouri State	W	86-54
1/31/01	at Missouri State	W	56-55
3/2/02	at UNI	L	62-79
1/23/03	at Missouri State	W	90-51
2/20/03	at UNI	L	81-91
1/8/04	at UNI	W	80-65
2/7/04	at Missouri State	W	68-54
1/3/05	at UNI	L	55-65
3/5/05	at Missouri State	W	61-48
1/29/06	at Missouri State	L	47-64
2/24/06	at UNI	L	47-66
3/11/06	at Missouri State	W	62-59
1/19/07	at Missouri State	W	72-70
2/17/07	at UNI	L	72-90
1/17/08	at UNI	W	78-55
2/16/08	at Missouri State	W	73-56
1/2/09	at Missouri State	L	62-65
3/7/09	at UNI	L	64-72
1/2/10	at Missouri State	W	90-80
3/6/10	at UNI	W	95-79
1/6/11	at UNI	L	69-80
2/6/11	at Missouri State	L	59-67
3/13/11	$at St. Charles	L	41-69
12/31/11	at UNI	L	54-62
3/1/12	at Missouri State	W	80-68
1/10/13	at UNI	L	52-75
2/10/13	at Missouri State	L	78-82
1/20/14	at Missouri State	L	60-68
2/14/14	at UNI	L	60-79
2/1/15	at UNI	L	56-64
2/27/15	at Missouri State	W	72-70
1/10/16	at Missouri State	L	60-65
2/5/16	at UNI (OT)	W	78-75
3/13/16	$at Moline	W	71-58
12/30/16	at Missouri State	L	54-61
3/4/17	at UNI	L	64-65
1/7/18	at Missouri State	W	62-52
2/2/18	at UNI	W	57-52
3/10/18	$at Moline	L	58-70
2/3/19	at UNI	W	63-58
3/1/19	at Missouri State	W	58-48
3/16/19	$at Moline	W	89-64
1/12/20	at Missouri State	W	80-66
2/7/20	at UNI	W	66-55

Southern Illinois
(Missouri State leads 55-29)

1/15/77	at Missouri State	L	64-67
1/27/78	at So. Illinois	L	44-55
11/25/78	at Missouri State	L	56-66
11/24/79	at Missouri State	L	43-65
2/4/83	at So. Illinois	L	62-72
1/27/84	at So. Illinois	L	55-87
2/24/84	at Missouri State	L	52-76
1/31/85	at Missouri State	L	58-64
3/2/85	at So. Illinois	L	37-52
1/6/86	at So. Illinois	L	33-75
3/5/86	at Missouri State	L	64-86
12/30/86	at Missouri State	L	64-77
2/26/87	at So. Illinois	L	48-68
1/17/88	at Missouri State	L	68-76
2/11/88	at So. Illinois	L	48-68
1/19/89	at So. Illinois	L	53-63
2/18/89	at Missouri State	L	50-53
1/25/90	at Missouri State	W	69-54
2/24/90	at So. Illinois	L	59-70
1/2/91	at So. Illinois	L	58-72
3/2/91	at Missouri State	W	72-60
3/9/91	at Missouri State	W	74-61
1/4/92	at Missouri State	W	90-63
3/5/92	at So. Illinois	W	73-63
3/14/92	at Missouri State	W	86-69
1/8/93	at Missouri State	W	65-58
2/25/93	at So. Illinois	W	68-57
3/13/93	at Missouri State	W	54-53
1/27/94	at Missouri State	W	91-48
2/26/94	at So. Illinois	W	69-65
1/2/95	at So. Illinois	L	60-74
3/4/95	at Missouri St. (OT)	W	74-67
1/4/96	at Missouri State	W	77-63
3/2/96	at So. Illinois	L	51-62
1/26/97	at So. Illinois	W	70-63
2/22/97	at Missouri State	L	65-80
12/28/97	at Missouri State	W	89-80
2/26/98	at So. Illinois	W	65-60
2/18/99	at So. Illinois	W	76-56
2/27/99	at Missouri State	W	85-47
3/4/99	$at Drake	W	73-58
1/13/00	at Missouri State	W	69-41
2/13/00	at So. Illinois	W	78-52
1/11/01	at So. Illinois	W	81-70
2/9/01	at Missouri State	W	89-70
1/12/02	at Missouri State	W	86-48
2/10/02	at So. Illinois	W	69-57
1/3/03	at So. Illinois	W	69-56
3/6/03	at Missouri State	W	86-56
1/24/04	at So. Illinois	W	84-53
2/21/04	at Missouri State	W	89-35
1/8/05	at Missouri State	W	78-48
2/5/05	at So. Illinois	W	89-63
1/12/06	at Missouri State	W	69-52
2/10/06	at So. Illinois	W	62-55
12/30/06	at Missouri State	L	38-65
3/1/07	at So. Illinois	L	47-60
1/13/08	at Missouri State	W	77-67
2/8/08	at So. Illinois	W	78-58
1/29/09	at So. Illinois	L	58-69
3/1/09	at Missouri State	W	69-57
1/28/10	at So. Illinois	W	69-68
2/26/10	at Missouri State	W	83-72
12/30/10	at Missouri State	W	82-50
3/5/11	at So. Illinois	W	70-58
1/19/12	at So. Illinois	L	72-78
2/19/23	at Missouri State	W	81-61
1/27/13	at So. Illinois	W	79-72
2/21/13	at Missouri State	W	81-74
2/2/14	at Missouri State	W	76-58
2/27/14	at So. Illinois	W	93-76
3/13/14	$at St. Charles	W	61-39
1/23/15	at Missouri State	W	61-57
2/20/15	at So. Illinois	W	73-57
1/24/16	at Missouri State	W	82-77
2/19/16	at S. Illinois	L	61-69
1/15/17	at So. Illinois	W	78-60
2/10/17	at Missouri State	W	59-73
1/26/18	at So. Illinois (OT)	L	69-71
2/23/18	at Missouri State	W	79-61
1/13/19	at Missouri State	W	66-51
2/8/19	at So. Illinois	W	70-58
1/17/20	at So. Illinois	L	70-68
2/15/20	at Missouri State	W	88-57

Valparaiso
(Missouri State leads 6-0)

1/19/18	at Missouri State	W	83-60
2/18/18	at Valparaiso	W	66-60
1/27/19	at Missouri State	W	108-63
2/22/19	at Valparaiso	W	77-58
1/5/20	at Valparaiso	W	81-68
3/5/20	at Missouri State	W	85-70

$MVC Tournament game

8 Missouri State (76-84).indd 82 11/23/2020 1:59:59 PM

MISSOURI STATE YEAR-BY-YEAR RESULTS

1982-83 (10-18)
Coach: Marti Gasser

N16	at Evangel	W	77-69
N21	at No. 12 Missouri	L	56-96
N26	%SIU-Edwardsville	W	97-74
N27	%Eastern Illinois	L	67-74
N27	%William Penn	L	68-72
N30	at Central Missouri St.	L	68-75
D3	Oral Roberts	L	67-84
D10	$Morehead State	L	53-69
D11	$Indiana State	L	66-83
J6	Arkansas State	W	77-71
J8	at Oral Roberts	L	64-83
J11	at Nicholls State	W	74-73
J12	at Xavier (La.)	W	59-54
J14	at New Orleans	L	81-97
J15	at Southern	W	Forfeit
J23	at UMKC	L	60-75
J28	at NW Missouri State	L	63-74
J29	at Creighton	L	40-59
F1	Tulsa	W	80-74
F4	at Southern Illinois	L	62-72
F12	Wichita State	W	62-60
F17	SIU-Edwardsville	W	82-52
F19	at Western Illinois	L	64-70
F21	at Saint Louis	W	74-66
F26	at Illinois-Chicago	L	74-84
F27	at Loyola (Ill.)	L	54-76
M2	Arkansas	L	54-76
M5	^at Drake	L	70-98

%UMSL Tourney; $Indiana St. Tourney; ^Gateway Tournament

1983-84 (12-16; 8-10 GC)
Coach: Valerie Goodwin

N17	at Arkansas State	L	76-83
N22	at Tulsa	L	73-79
N25	at Lincoln (Mo.)	L	64-65
N26	at UMSL	W	85-47
D3	Missouri	L	69-102
D6	at Arkansas	L	45-75
D9	Saint Louis	W	88-74
D29	at St. Mary's (Tex.)	W	94-79
D30	at Texas State	W	89-82
D31	at UT-San Antonio	L	70-82
J4	*at UNI	W	81-58
J6	*at Drake	L	83-116
J12	*Western Illinois	W	103-101
J14	*Bradley	W	92-79
J21	*Wichita State	L	68-70
J27	*at Southern Illinois	L	55-87
J28	*at Eastern Illinois	L	65-75
F2	*Illinois State	L	75-85
F4	*Indiana State	W	81-75
F9	*at Bradley	L	76-88
F11	*at Western Illinois	L	78-87
F18	*at Wichita State	W	73-70
F23	*Eastern Illinois	W	80-75
F24	*Southern Illinois	L	52-76
M1	*at Indiana State	W	87-80
M3	*at Illinois State	L	67-102
M5	*Drake	L	65-87
M7	*UNI	W	83-59

*Gateway game

1984-85 (12-16; 9-9 GC)
Coach: Valerie Goodwin

N24	Iowa State	L	75-84
N26	Harding	W	89-51
N30	%at Kansas	L	61-75
D1	%Stephen F. Austin	W	81-75
D5	at Missouri	L	69-104
D8	Arkansas	L	64-76
D12	Tulsa	W	79-70
D14	College of the Ozarks	L	50-68
D29	at Illinois-Chicago	L	61-72
D31	at Loyola (Ill.)	L	76-95
J5	*Wichita State	W	72-69
J10	*at Illinois State	L	37-84
J12	*at Indiana State	W	70-65
J16	*Western Illinois	W	80-75
J19	*Bradley	L	56-81
J24	*at UNI	W	89-65
J26	*at Drake	L	64-82
J31	*Southern Illinois	L	58-64
F2	*Eastern Illinois	W	76-72
F7	*Indiana State	W	80-71
F9	*Illinois State	L	65-77
F14	*at Western Illinois	W	86-68
F16	*at Bradley	W	65-62
F21	*Drake	L	60-89
F23	*UNI	W	98-68
F28	*at Eastern Illinois	L	68-71
M2	*at Southern Illinois	L	37-52
M6	*at Wichita State	L	50-74

%Kansas Jayhawk Dial Classic; *Gateway game

1985-86 (6-21; 5-13 GC)
Coach: Valerie Goodwin

N26	at Arkansas	L	51-94
N29	%Tulsa	W	86-36
N30	%West Texas State	L	64-77
D7	at Iowa State	L	66-80
D10	Missouri	L	75-78
D14	Arkansas State	L	73-77
D16	Tennessee Tech	L	77-94
D29	at Vanderbilt	L	53-102
D30	at Alabama	L	53-86
J4	*at Eastern Illinois	L	70-86
J6	*at Southern Illinois	L	33-75
J9	*Bradley	L	64-90
J11	*Western Illinois	W	86-62
J17	*at Illinois State	L	59-94
J19	*at Indiana State (OT)	W	78-77
J23	*Drake	L	68-79
J25	*UNI	L	81-82
F1	*Wichita State	W	64-62
F6	*at Bradley	L	64-79
F8	*at Western Illinois	W	90-78
F13	*Indiana State	W	85-69
F15	*Illinois State	L	75-80
F20	*at UNI	L	74-80
F22	*at Drake	L	76-94
M1	*at Wichita State	L	63-72
M3	*Eastern Illinois	L	70-80
M5	*No. 19 So. Illinois	L	64-86

%Missouri State Thanksgiving Classic; *Gateway game

1986-87 (18-10; 12-6 GC)
Coach: Valerie Goodwin-Colbert

N28	%Arkansas-Little Rock	W	77-63
N29	%Nicholls State	W	78-74
D1	Loyola Marymount	W	78-44
D4	at Tulsa	W	72-50
D6	Murray State	W	82-73
D9	at Missouri	L	59-98
D12	at New Mexico	W	70-66
D14	at New Mexico State	L	66-81
D18	Arkansas	L	61-78
D28	*Eastern Illinois	W	80-69
D30	*No. 19 So. Illinois	L	64-77
J3	*at Illinois State	W	86-85
J5	*at Indiana State	W	75-66
J8	*Bradley	W	78-68
J10	*Western Illinois	W	71-54
J18	*at Wichita State	L	55-56
J24	*at Drake	L	55-85
J26	*at UNI	W	93-82
J29	*Indiana State	W	90-77
J31	*Illinois State	W	86-71
F5	*at Western Illinois	W	84-74
F7	*at Bradley	L	56-64
F14	*Wichita State	W	64-58
F19	*UNI	W	97-63
F21	*Drake	W	60-56
F26	*at No. 15 So. Illinois	L	48-68
F28	*at Eastern Illinois	L	56-71
M4	^Eastern Illinois	L	71-82

%Missouri State Thanksgiving Classic; *Gateway game; ^Gateway Tournament

1987-88 (9-17; 6-12 GC)
Coach: Cheryl Burnett

N27	%Texas-Arlington	W	70-60
N28	%Wake Forest	L	55-69
D4	at Evansville	L	54-87
D6	at Murray State	L	72-83
D8	Missouri	L	82-91
D10	at Saint Louis	W	73-72
D12	Arkansas-Little Rock	W	79-58
D19	at Arkansas	L	71-85
D29	*Drake	W	76-49
D31	*UNI	W	85-66
J2	*Wichita State	L	60-68
J7	*at Indiana State	L	70-76
J9	*at Illinois State	L	65-81
J15	*Eastern Illinois	W	95-85
J17	*Southern Illinois	L	68-76
J21	*at Western Illinois	L	64-65
J23	*at Bradley	L	77-79
J30	*at Wichita State	W	82-71
F4	*Illinois State	L	58-64
F6	*Indiana State (OT)	L	75-77
F11	*at Southern Illinois	L	48-68
F13	*at Eastern Illinois	L	66-98
F18	*Bradley	W	90-81
F20	*Western Illinois	W	84-78
F25	*at UNI	L	80-90
F27	*at Drake	L	56-74

%Missouri State Thanksgiving Classic; *Gateway game

1988-89 (7-20; 5-13 GC)
Coach: Cheryl Burnett

N25	%Miami (Fla.)	L	71-90
N26	%Central Michigan	L	78-94
N29	at Missouri	L	52-75
D2	$No. 18 Washington	L	57-95
D3	$San Jose State	W	75-60
D5	Grambling State	W	75-48
D12	New Orleans	L	64-70
D17	Arkansas	L	66-88
D19	Kansas State	L	54-73
J2	*at UNI	W	73-62
J4	*at Drake	L	57-86
J7	*Western Illinois	W	69-59
J9	*Bradley	L	77-84
J14	*at Wichita State	W	71-66
J19	*at Southern Illinois	L	53-63
J21	*at Eastern Illinois	L	62-74
J26	*Illinois State	L	66-87
J28	*Indiana State (4OT)	L	101-107
F2	*at Bradley	L	60-69
F4	*at Western Illinois	L	53-78
F11	*Wichita State	W	72-70
F16	*Eastern Illinois	L	71-84
F18	*Southern Illinois	L	50-53
F23	*at Indiana State	L	50-77
F25	*at Illinois State	L	58-77
M1	*Drake	L	51-62
M3	*UNI	W	69-64

%Lady Sunshine Classic; $Utah Lady Ute Classic; *Gateway game

1989-90 (19-8; 14-4 GC)
Coach: Cheryl Burnett

N24	%Chicago State	W	83-34
N29	at Arkansas	L	60-87
D2	Saint Louis	W	78-32
D5	Missouri	W	71-67
D9	at SE Louisiana	L	65-68
D11	at New Orleans (2OT)	W	70-68
D15	at Kansas State	L	48-69
D30	at UMKC	W	59-47
J4	*Wichita State	W	73-66
J6	*at Illinois State	L	58-80
J8	*at Indiana State	W	59-50
J11	*Western Illinois	W	69-57
J13	*Bradley	W	74-34
J18	*at UNI	W	65-56
J20	*at Drake	W	61-58
J25	*Southern Illinois	W	69-54
J27	*Eastern Illinois	W	74-63
F1	*Indiana State	W	64-53
F3	*Illinois State	W	74-68
F8	*at Bradley	L	45-67
F10	*at Western Illinois	W	77-65
F16	*Drake	W	58-50
F18	*UNI	W	73-48
F22	*at Eastern Illinois	L	59-62
F24	*at Southern Illinois	L	59-70
M3	*at Wichita State	W	75-61
M9	^Illinois State (OT)	L	79-86

%St. John's Classic; *Gateway game; ^Gateway Tournament

1990-91 (26-5; 16-2 GC)
Coach: Cheryl Burnett

N23	%Jackson State	W	71-42
N24	%Florida State	W	68-63
N30	at Pepperdine (2OT)	L	79-84
D2	at Cal State-Northridge	W	79-58
D4	Kansas State	W	87-76
D8	at Iowa State	W	58-55
D11	No. 13 Arkansas	L	55-62
D14	at Missouri	W	56-44
D18	Utah	W	74-67
J2	at Southern Illinois	L	58-72
J4	at Eastern Illinois	W	63-59
J6	Western Illinois	W	88-64
J8	Bradley	W	87-60
J10	at Illinois State (OT)	W	84-79
J12	at Indiana State	W	94-84
J18	Drake	W	76-63
J20	UNI	W	87-43
J26	at Wichita State	W	74-57
F1	at Bradley	L	51-54
F3	at Western Illinois	W	87-70
F7	Indiana State	W	86-69
F9	Illinois State	W	76-53
F14	at UNI	W	74-47
F16	at Drake	W	102-61
F23	Wichita State	W	75-56
F28	Eastern Illinois	W	61-46
M2	Southern Illinois	W	72-60
M6	^Drake	W	87-66
M9	^Southern Illinois	W	74-61
M13	#Tennessee Tech	W	94-64
M16	#at No. 4 Tennessee	L	47-55

%St. John's Classic; *Gateway game; ^Gateway Tournament; #NCAA Tournament

1991-92 (31-3; 17-1 GC)
Coach: Cheryl Burnett

N23	at No. 12 Texas	L	64-76
N29	%Idaho State	W	92-45
N30	%Texas A&M	W	83-78
D3	Iowa State	W	77-43
D11	at Kansas State	W	66-49
D13	Idaho	W	97-46
D20	$at UNLV	W	80-77
D21	$Pepperdine	W	75-58
D30	at No. 25 Arkansas	W	67-52
J2	*Eastern Illinois	W	80-32
J4	*Southern Illinois	W	90-63
J9	*at Illinois State	L	73-79
J11	*at Indiana State	W	77-53
J15	*Bradley	W	65-33
J18	*Western Illinois	W	97-74
J25	*Wichita State	W	98-64
J30	*at Drake	W	64-60
F1	*at UNI	W	89-44
F6	*Indiana State	W	91-57
F8	*Illinois State	W	67-47
F13	*at Western Illinois	W	109-45
F15	*at Bradley	W	92-63
F22	*at Wichita State	W	84-53
F27	*UNI	W	86-45
F29	*Drake	W	77-60
M5	*at Southern Illinois	W	73-63
M7	*at Eastern Illinois	W	73-61
M11	^Bradley	W	88-59
M14	^Southern Illinois	W	86-69
M18	#No. 17 Kansas	W	75-59
M22	#at No. 7 Iowa (OT)	W	61-60
M26	#UCLA	W	83-57
M28	#No. 5 Mississippi	W	94-71
A4	#No. 15 W. Kentucky	L	72-84

%St. John's/Quality Inn Classic; $UNLV Showboat Shootout; *Gateway game; ^Gateway Tournament; #NCAA Tournament

1992-93 (23-9; 14-2 MVC)
Coach: Cheryl Burnett

D1	Arkansas	W	64-55
D4	%Oregon	L	56-58
D5	%at No. 3 Vanderbilt	L	59-72
D8	at Kansas	L	51-65
D11	Montana	W	49-46
D20	$at Hawaii	L	74-80
D21	$Pepperdine	W	80-76
D27	Kansas	L	54-60
J1	at No. 13 W. Kentucky	W	60-59
J8	*Southern Illinois	W	65-58
J10	*Indiana State	W	77-49
J14	*at Creighton	L	55-58
J16	*at Drake	W	69-53
J18	*at UNI	W	84-63
J23	*Wichita State	W	94-64
J28	*Bradley	W	76-53
J30	*Illinois State	W	83-47
F2	at No. 22 Nebraska	L	84-88
F6	*at Wichita State	W	70-60
F11	*at Illinois State	W	91-46
F13	*at Bradley	W	95-53
F18	*UNI	W	84-54
F20	*Creighton	W	73-59
F22	*Drake	W	95-64
F25	*at Southern Illinois	W	68-57
F27	*at Indiana State	L	58-63
M4	^Bradley	W	80-55
M9	^Drake	W	83-53
M13	^Southern Illinois	W	54-53
M17	#No. 25 Oklahoma St.	W	86-71
M20	#at No. 11 Maryland	W	86-82
M25	#No. 14 Louisiana Tech	L	43-59

%Vanderbilt MCI/O'Charley's Classic; $Hawaii Paradise Classic; *MVC game; ^MVC Tournament; #NCAA Tournament

1993-94 (24-6; 15-1 MVC)
Coach: Cheryl Burnett

N30	No. 12 Western Kentucky	W	84-59
D5	at No. 2 Iowa	L	55-67
D8	Nebraska	W	71-57
D11	Marquette	W	88-52
D17	%CS-Sacramento	W	108-55
D18	%at No. 13 Stanford	L	63-74
D21	at Montana	L	51-64
D29	at Arkansas	L	63-66
J4	*at Wichita State	W	74-69
J6	*Bradley	W	92-53
J9	*at UNI	W	80-46
J15	*Illinois State	W	70-44
J21	*at Drake	W	79-66
J23	*at Creighton	L	56-69
J27	*Southern Illinois	W	91-48
J29	*Indiana State	W	80-64
F3	*UNI	W	87-55
F5	*Creighton	W	75-60
F9	UMKC	W	76-37
F12	*at Illinois State	W	71-55
F14	*at Bradley	W	85-64
F19	*Drake	W	79-57
F24	*at Indiana State	W	84-62
F26	*at Southern Illinois	W	69-65
M5	*Wichita State	W	89-56
M8	^Bradley	W	71-40
M11	^Drake	W	76-55
M12	^Creighton	W	88-71
M16	#Northern Illinois	W	75-56
M19	#at No. 10 Virginia	L	63-67

%Stanford Fry's Cardinal Classic; *MVC game; ^MVC Tournament; #NCAA Tournament

1994-95 (21-12; 14-4 MVC)
Coach: Cheryl Burnett

N15	%Marquette (OT)	W	91-87
N17	%Virginia Tech	W	61-45
N20	%No. 17 Washington	L	77-85
N30	No. 12 Iowa	W	60-48
D3	at Marquette	L	51-64
D7	No. 9 Vanderbilt	L	37-72
D10	Arkansas	L	60-61
D17	Jackson State	W	79-42
D19	at Arkansas State	L	49-62
D29	at No. 19 G. Washington	L	64-82
J2	*at Southern Illinois	L	60-74
J4	*at Evansville	W	85-64
J7	*Illinois State	W	64-62
J9	*Indiana State	W	75-64
J12	*at Bradley	W	52-39
J18	*at UNI	W	81-62
J21	*No. 23 Drake	W	65-61
J25	*Wichita State	W	69-52
J27	*Creighton	W	77-74
F2	*at Indiana State	W	72-68
F4	*at Illinois State	L	57-60
F9	*UNI	W	71-38
F11	*Bradley	W	73-63
F16	*at Drake	L	49-66
F18	*at Creighton	L	61-76
F25	*at Wichita State	W	78-70
M2	*Evansville	W	84-58
M4	*Southern Illinois (OT)	W	74-67
M9	^Bradley	W	68-56
M10	^Wichita State	W	67-55
M11	^Drake (OT)	L	68-71
M16	#vs. Utah	W	49-47
M18	#at No. 2 Colorado	L	34-78

%Pre-Season WNIT; *MVC game; ^MVC Tournament; #NCAA Tournament

1995-96 (25-5; 16-2 MVC)
Coach: Cheryl Burnett

N24	George Washington	W	71-45
N27	Arkansas State	W	71-56
D4	Western Illinois	W	96-48
D10	at No. 7 Arkansas	L	58-65
D16	%Kansas State	W	63-50
D17	%Northwestern	L	76-84
D28	at UMKC	W	65-46
J2	*Evansville	W	107-48
J4	*Southern Illinois	W	77-63
J7	*at UNI	W	83-64
J9	*at Bradley	W	76-69
J12	*Indiana State	W	88-68
J14	*Illinois State	W	72-64
J20	*at Wichita State	W	69-66
J25	*at Drake	W	75-66
J27	*at Creighton	W	77-63
J30	Oral Roberts	W	71-46
F1	*UNI	W	75-63
F3	*Bradley	W	79-36
F9	*at Indiana State	W	80-54
F11	*at Illinois State	L	57-61
F17	*Wichita State	W	68-65
F23	*Creighton (OT)	W	74-72
F25	*Drake	W	82-65
F29	*at Evansville	W	79-54
M2	*at Southern Illinois	L	51-62
M7	^UNI	W	83-67
M8	^Creighton	W	66-54
M9	^Illinois State	W	59-56
M16	#Texas	L	55-73

%San Juan Shootout; *MVC game; ^MVC Tournament; #NCAA Tournament

1996-97 (17-10; 13-5 MVC)
Coach: Cheryl Burnett

N23	Grambling State	W	71-61
N26	No. 20 Arkansas	L	62-75
N30	Florida State	W	66-52
D6	%Kent State	L	64-58
D7	%Morgan State	W	71-35
D10	at Illinois	L	63-85
D13	Oklahoma	W	81-58
D22	at Kentucky	L	58-64
D29	*Drake	W	73-68
D31	*Creighton	W	56-45
J3	*Wichita State	W	55-49
J9	*at Bradley	W	60-58
J11	*at UNI	W	80-64
J18	*Indiana State	W	61-47
J20	*Illinois State (OT)	L	60-61
J24	*at Evansville	W	61-41
J26	*at Southern Illinois	W	70-63
F1	*at Wichita State	L	48-57
F6	*Bradley	W	70-64
F8	*UNI	W	66-58
F14	*at Illinois State	W	80-64
F16	*at Indiana State	L	56-60
F20	*Evansville	W	70-49
F22	*Southern Illinois	L	65-80
F27	*at Drake	L	70-83
M1	*at Creighton	W	70-60
M6	^Bradley	L	52-53

%Northwestern Invitational; *MVC game; ^MVC Tournament

1997-98 (24-6; 14-4 MVC)
Coach: Cheryl Burnett

N17	Grambling State	W	87-51
N21	Kentucky	W	74-54
N23	Providence	W	109-64
N29	Northwestern	W	73-70
D3	at Oklahoma	W	81-65
D7	at No. 20 Arkansas	W	79-67
D10	No. 5 Illinois	W	77-62
D21	at Florida State	W	68-57
D28	*Southern Illinois	W	89-80
D31	*Evansville	W	89-59
J3	*at Bradley	W	78-61
J8	*Creighton	W	71-52
J10	*Drake	L	61-69
J17	*at Wichita State	L	82-87
J23	*at Indiana State	L	60-69
J25	*at Illinois State	W	63-56
J29	*UNI	W	94-59
J31	*Bradley	W	102-46
F5	*at Drake	W	72-64
F7	*at Creighton	L	75-78
F11	*at UNI	W	73-66
F14	*Wichita State	W	75-49
F19	*Indiana State	W	63-49
F22	*Illinois State	W	81-53
F26	*at Southern Illinois	W	65-60
F28	*at Evansville	W	73-60
M5	^UNI	W	82-58
M6	^Creighton	W	83-69
M7	^Drake	L	59-73
M13	#Notre Dame	L	64-78

*MVC game; ^MVC Tournament; #NCAA Tournament

1998-99 (25-7; 15-3 MVC)
Coach: Cheryl Burnett

N13	%Davidson	W	120-65
N15	%Indiana	L	60-63
N24	Arkansas State	W	90-65
N28	USC	W	80-69
N29	Old Dominion	L	59-79
D2	at Baylor	W	87-86
D5	at Providence	W	74-55
D8	No. 24 Arkansas	W	70-50
D13	Florida International	W	75-51
D21	BYU	W	80-52
D27	*at Wichita State	L	55-58
D29	*at Evansville	W	75-52
J2	*Creighton	L	64-67
J6	*at Drake	L	81-97
J9	*UNI	W	80-67
J14	*at Illinois State	W	80-65
J16	*at Indiana State	W	70-57
J23	*Drake	W	105-74
J25	*Bradley	W	94-69
J28	*at Creighton	W	77-56
J30	*at UNI	W	69-53
F6	*Wichita State	W	73-70
F12	*Illinois State	W	82-69
F14	*Indiana State	W	65-46
F18	*at Southern Illinois	W	76-56
F20	*at Bradley	W	96-49
F25	*Evansville	W	77-67
F27	*Southern Illinois	W	85-47
M4	^Southern Illinois	W	73-58
M5	^Evansville	L	55-59
M12	#No. 17 UCSB	W	72-70
M14	#at No. 7 Colorado St.	L	70-86

%Pre-Season WNIT; *MVC game; ^MVC Tournament; #NCAA Tournament

1999-00 (23-9; 14-4 MVC)
Coach: Cheryl Burnett

N19	Northwestern State	W	71-57
N23	at Arkansas State	L	65-86
N27	Baylor	W	81-42
D2	at Oklahoma State	L	58-66
D5	Maine	W	64-62
D8	at Arkansas	L	58-64
D10	TCU	W	76-56
D11	No. 10 Oregon	W	70-69
D18	UMKC	W	87-61
D21	at Florida International	W	74-61
D29	*at Creighton	W	64-59
J3	*Wichita State	W	64-5
J8	*at Drake	W	81-69
J13	*Southern Illinois	W	69-41
J15	*Evansville	W	72-61
J20	*at Illinois State	W	80-46
J22	*at Indiana State	W	63-54
J27	*UNI	W	59-41
J29	*Bradley	W	84-48
F3	*Creighton	W	74-51
F5	*Drake	L	75-89
F11	*at Evansville	L	55-68
F13	*at Southern Illinois	W	78-52
F18	*Illinois State	W	84-55
F20	*Indiana State	W	56-53
F25	*at Bradley	W	71-52
F27	*at UNI	L	70-75
M4	*at Wichita State	L	82-87
M9	^Creighton	W	72-53
M10	^Evansville	W	88-75
M11	^Drake	L	67-70
M17	#vs. No. 16 Auburn	L	74-78

*MVC game; ^MVC Tournament; #NCAA Tournament

2000-01 (29-6; 16-2 MVC)
Coach: Cheryl Burnett

N18	Arkansas-Little Rock	W	97-34
N24	%vs. No. 10 LSU	W	85-75
N25	%vs. No. 12 Texas Tech	L	77-81
N29	Oklahoma State	W	78-44
D1	at No. 18 Oklahoma	L	82-89
D4	Tulane	W	67-61
D7	Iowa	W	101-87
D16	#No. 15 Oklahoma	W	69-61
D30	*at Creighton	W	84-59
J1	*at Drake	L	63-66
J4	*Indiana State	W	98-48
J6	*Illinois State	W	86-51
J11	*at Southern Illinois	W	81-70
J13	*at Evansville	W	90-67
J18	*at Bradley	W	86-52
J20	*UNI	W	90-81
J27	*Wichita State	W	76-60
J29	Western Kentucky	L	74-69
F1	*at Indiana State	W	67-52
F3	*at Illinois State	W	81-69
F9	*Southern Illinois	W	89-70
F11	*Evansville	W	91-65
F16	*Bradley	W	81-55
F18	*at UNI	L	80-99
F25	*at Wichita State (OT)	W	89-85
M1	*Creighton	W	94-59
M3	*Drake	W	87-63
M8	^Indiana State	W	92-63
M9	^UNI	W	86-54
M10	^Drake	W	84-69
M17	#vs. Toledo	W	89-71
M19	#at No. 9 Rutgers	W	60-53
M24	#vs. No. 5 Duke	W	81-71
M26	#vs. Washington	W	104-87
M30	#vs. No. 2 Purdue	L	64-81

%Virgin Islands Paradise Jam; *MVC game; ^MVC Tournament; #NCAA Tournament

2001-02 (16-13; 12-6 MVC)
Coach: Cheryl Burnett

N16	Saint Louis	W	69-43
N19	at Missouri	L	57-61
N23	Arkansas	W	64-48
N27	at Iowa	L	64-84
N30	SW Texas State	W	73-42
D5	Tulane	L	46-49
D15	at TCU	L	44-77
D18	Denver	L	50-70
D29	*Bradley (2OT)	W	82-77
D31	*UNI	W	56-55
J4	*at Drake	L	59-84
J6	*at Creighton	L	47-84
J12	*Southern Illinois	W	86-48
J14	*Evansville	W	66-54
J18	*at Wichita State	W	81-66
J24	*at Indiana State	W	67-63

8 Missouri State (76-84).indd 83 11/23/2020 2:00:00 PM

MISSOURI STATE YEAR-BY-YEAR RESULTS

J26	*at Illinois State	W	59-55
J31	*Creighton	L	61-74
F2	*Drake	L	51-62
F8	*at Evansville	W	73-63
F10	*at Southern Illinois	W	69-57
F12	Western Kentucky	W	89-63
F16	*Wichita State	W	65-60
F22	*Illinois State	W	76-63
F24	*Indiana State (OT)	W	64-61
F28	*at Bradley	L	45-65
M2	*at UNI	L	62-79
M7	^Wichita State	L	44-75
M13	#Eastern Kentucky (OT)	L	65-72

*MVC game; ^MVC Tournament; #WNIT

2002-03 (18-13; 11-7 MVC)
Coach: Katie Abrahamson-Henderson

N15	Tulsa	L	80-81
N23	Missouri	L	52-68
N26	SEMO	W	85-76
D4	at Saint Louis	W	76-67
D14	Western Illinois	W	72-55
D16	at Denver	L	74-77
D18	at No. 9 Arkansas	L	46-64
D20	Oregon State	L	42-49
D29	Arkansas-Little Rock	W	104-54
J3	*at Southern Illinois	W	69-56
J5	*at Evansville	L	53-60
J10	*Drake	W	57-50
J12	*Creighton	W	73-71
J16	*at Illinois State	L	54-58
J18	*at Indiana State	L	62-65
J23	*UNI	W	90-51
J25	*BRADLEY	W	63-58
J30	*at Wichita State	W	80-48
F7	*at Creighton	L	69-78
F9	*at Drake	L	40-57
F13	*Illinois State	L	56-60
F15	*Indiana State	W	98-71
F20	*at UNI	L	81-91
F22	*at Bradley	W	65-63
M2	*Wichita State	W	79-66
M6	*Southern Illinois	W	86-56
M8	*Evansville	W	107-53
M13	%at Drake	W	61-59
M14	%vs Creighton	W	81-70
M15	%vs Indiana State	W	75-70
M23	$ at Texas Tech	L	59-67

*MVC game; %MVC Tournament; $NCAA Tournament

2003-04 (26-4; 16-2 MVC)
Coach: Katie Abrahamson-Henderson

N28	James Madison	W	82-64
N29	Georgia Tech	L	78-71
D3	Arkansas-Pine Bluff	W	92-39
D6	at Oregon State	W	71-69
D10	at Missouri	W	79-70
D12	Oral Roberts	W	90-37
D23	SEMO	W	87-59
J1	Saint Louis	W	72-33
J4	*Wichita State	W	76-63
J8	*at UNI	W	80-65
J10	*at Bradley	W	93-60
J17	*Creighton (OT)	W	86-80
J19	*Drake	W	70-61
J22	Texas-Pan American	W	69-34
J24	*at Southern Illinois	W	84-53
J26	*at Evansville	W	77-59
J29	*Indiana State	W	73-47
J31	*Illinois State	W	96-75
F7	*UNI	W	68-54
F10	*Bradley	W	65-45
F13	*at Drake	L	73-67
F15	*at Creighton	W	71-65
F19	*Evansville	W	84-47
F21	*Southern Illinois	W	89-35
F26	*at Illinois State	W	64-47
F29	*at Indiana State	L	58-56
M6	*at Wichita State	W	81-71
M11	%Wichita State	W	79-60
M12	%Illinois State	W	93-72
M13	%Drake	W	74-67
M21	$Notre Dame (OT)	L	69-65

*MVC game; %MVC Tournament; $NCAA Tournament

2004-05 (25-8; 15-3 MVC)
Coach: Katie Abrahamson-Henderson

N20	at Richmond	L	71-91
N24	at Tulsa	L	67-71
N29	UALR	W	75-47
D1	at Saint Louis	W	86-56
D5	Eastern Kentucky	W	91-81
D8	Missouri	W	66-44
D11	at Oklahoma	L	71-74
D18	LSU	L	54-66
D22	at SEMO	W	73-64
J1	*at Bradley	W	87-74
J3	*at UNI	L	55-65
J6	*Evansville	W	77-71
J8	*Southern Illinois	W	78-48
J14	*at Illinois State	W	80-57
J16	*at Indiana State	W	80-77
J21	*Drake	W	79-63
J23	*Creighton	W	66-51
J30	*at Wichita State	W	96-55
F3	*at Evansville	L	61-63
F5	*at Southern Illinois	W	89-63
F10	*Illinois State	W	72-64
F12	*Indiana State	W	71-70
F18	*at Drake	W	76-62
F20	*at Creighton	W	65-48
F27	*Wichita State	W	79-50
M3	*Bradley	L	69-72
M5	*UNI	W	61-48
M10	%vs. Illinois State	L	57-61
M17	$SMU	W	83-56
M21	$Gonzaga	W	85-66
M24	$Texas A&M	W	62-60
M28	$Iowa	W	89-80
M31	$West Virginia	W	78-70

*MVC game; %MVC Tournament; $WNIT

2005-06 (17-15; 7-11 MVC)
Coach: Katie Abrahamson-Henderson

N22	at Arkansas State	L	62-68
N27	Tulsa	W	73-64
N30	Arkansas-Pine Bluff	W	72-45
D7	Western Illinois	W	46-41
D10	Oklahoma	L	57-68
D19	vs. Illinois-Chicago	W	64-60
D20	vs. Oral Roberts	W	90-85
D28	at DePaul	L	74-84
D31	Richmond	W	55-49
J3	*Wichita State (OT)	L	89-92
J7	*at Drake	L	63-70
J9	*at Creighton	L	57-78
J12	*Southern Illinois	W	69-52
J14	*Evansville (OT)	W	67-59
J20	*at Illinois State	L	55-64
J22	*at Indiana State	L	34-58
J26	*Bradley	W	66-45
J29	*UNI	L	47-64
F2	*Creighton	W	70-63
F4	*Drake	L	58-61
J10	*at Southern Illinois	W	62-55
F12	*at Evansville	L	53-71
F17	*Indiana State	W	76-46
F19	*Illinois State	W	68-53
F24	*at UNI	L	47-66
F26	*at Bradley	L	63-70
M4	*at Wichita State	L	65-68
M9	%Bradley	W	69-64
M10	%Drake	W	78-62
M11	%UNI	W	62-59
M12	%Indiana State	W	64-55
M19	$at Purdue	L	52-73

*MVC game; %MVC Tournament; $NCAA Tournament

2006-07 (7-21; 3-15 MVC)
Coach: Katie Abrahamson-Henderson

N11	vs. Iowa	L	70-79
N12	vs. Seton Hall	L	55-62
N20	Arkansas State	L	54-67
N27	UALR	W	54-48
N29	Portland State	W	82-69
D3	DePaul	L	57-78
D9	at Tulsa	L	51-70
D16	Oregon	W	71-56
D21	Western Illinois	W	47-44
D30	*Southern Illinois	L	38-63
J1	*at Evansville	L	72-82
J7	*Wichita State	L	67-75
J11	*at Indiana State	W	83-76
J13	*at Illinois State	L	47-76
J19	*Northern Iowa	W	72-70
J21	*Bradley	L	68-76
J25	*at Creighton	L	51-61
J27	*at Drake (OT)	L	76-82
F3	*at Wichita State	L	65-68
F8	*Indiana State	L	53-63
F10	*Illinois State	L	48-65
F15	*at Bradley	L	75-78
F17	*at UNI	L	72-90
F23	*Creighton	W	70-60
F25	*Drake	L	68-81
M1	*at Southern Illinois	L	47-60
M3	*Evansville	L	55-57
M8	%vs Bradley	L	56-65

*MVC game; %MVC Tournament

2007-08 (11-19, 9-9 MVC)
Coach: Nyla Milleson

N11	at Texas	L	55-92
N17	GREEN BAY	L	68-78
N20	at Arkansas State	L	54-74
N25	at Arkansas-Little Rock	L	55-68
N29	UTSA	L	59-63
D2	at DePaul	L	48-80
D4	TULSA	W	72-61
D7	SAINT LOUIS	L	51-69
D15	at Oral Roberts	L	79-96
D21	CANISIUS	W	97-89
D29	at Western Kentucky	L	64-82
J4	*at Drake	L	42-72
J6	*at Creighton (OT)	L	73-79
J10	*EVANSVILLE	W	76-65
J12	*SOUTHERN ILLINOIS	W	77-67
J17	*at UNI	W	78-55
J19	*at Bradley	W	70-55
J25	*ILLINOIS STATE	L	59-95
J27	*INDIANA STATE	L	55-78
F2	*at Wichita State	L	69-73
F8	*at Southern Illinois	W	78-58
F10	*at Evansville	L	74-82
F14	*BRADLEY	W	73-66
F16	*UNI	W	73-56
F21	*at Indiana State (OT)	L	77-86
F24	*at Illinois State	L	66-78
M2	*WICHITA STATE	W	73-55
M6	*DRAKE	L	58-61
M8	*CREIGHTON	W	79-73
M14	^vs. Creighton	L	49-56

*MVC game; ^MVC Tournament

2008-09 (10-20, 6-12 MVC)
Coach: Nyla Milleson

N14	at SEMO	L	64-67
N19	at Tulsa	L	56-64
N23	ARKANSAS STATE	W	61-52
N26	ORAL ROBERTS	L	51-56
N29	at Saint Louis	L	53-68
D3	at Green Bay	L	56-80
D7	WESTERN KENTUCKY	L	70-77
D10	DEPAUL	L	57-72
D14	UALR	W	53-49
D19	+vs. Stephen F. Austin	W	82-63
D20	+vs. Chatanooga	W	77-68
J2	*UNI	L	62-65
J4	*BRADLEY	L	59-68
J8	*at Creighton	L	63-92
J10	*at Drake	L	44-56
J17	*INDIANA STATE	W	77-53
J19	*ILLINOIS STATE	L	70-83
J24	*at Wichita State	L	62-66
J29	*at Evansville	W	76-63
J31	*at Southern Illinois	L	58-69
F6	*CREIGHTON	L	61-74
F8	*DRAKE	L	60-66
F12	*at Illinois State	L	59-70
F14	*at Indiana State	W	53-40
F21	*WICHITA STATE	W	75-65
F27	*EVANSVILLE	W	80-67
M1	*SOUTHERN ILLINOIS	W	69-57
M5	*at Bradley	L	71-81
M7	*at UNI	L	64-72
M12	%vs. Wichita State	L	51-52

*MVC game; +Caribbean Classic; %MVC Tournament

2009-10 (22-11, 12-6 MVC)
Coach: Nyla Milleson

N14	GEORGETOWN	L	55-79
N18	SAINT LOUIS	W	75-59
N21	SEMO	W	72-46
N27	at Arkansas State	W	73-65
N29	at Eastern Michigan	L	81-93
D4	+vs. UTEP	W	80-73
D5	+at Kansas State	L	60-64
D8	TULSA	W	88-73
D16	MURRAY STATE	W	76-70
D19	at Oral Roberts	W	99-81
D22	at SIUE	W	76-60
D31	*BRADLEY	W	72-67
J2	*UNI	W	90-80
J7	*at Drake	L	84-88
J9	*at Creighton	W	82-67
J16	*INDIANA STATE	W	69-65
J18	*ILLINOIS STATE	L	72-81
J23	*WICHITA STATE (OT)	L	85-92
J28	*at Southern Illinois	W	69-68
J30	*at Evansville	W	86-57
F5	*CREIGHTON	W	70-64
F7	*DRAKE	W	87-78
F12	*at Indiana State	W	69-58
F14	*at Illinois State	L	72-82
F20	*at Wichita State	L	65-73
F26	*SOUTHERN ILLINOIS	W	83-72
F28	*EVANSVILLE	W	83-60
M6	*at UNI	W	95-79
M6	*at Bradley	L	64-65
M12	% vs. Wichita State	L	75-80
M19	#ORAL ROBERTS	W	75-53
M21	#SAMFORD	W	75-54
M25	#ILLINOIS	L	53-65

+Commerce Bank Wildcat Classic; *MVC game; %MVC Tournament; #WNIT

2010-11 (24-11, 12-6 MVC)
Coach: Nyla Milleson

N12	+LAMAR	W	83-60
N15	+DEPAUL	L	66-82
N20	+at Toledo	W	73-69
N27	LOUISIANA TECH	W	62-53
N30	ORAL ROBERTS	L	66-75
D3	EASTERN MICHIGAN	W	72-57
D5	ARKANSAS STATE	W	58-47
D9	SIU EDWARDSVILLE	W	68-39
D12	at Saint Louis	W	67-57
D17	at Coppin State	W	67-61
D19	at Georgetown	L	59-72
D21	at Morgan State	W	66-39
D31	*SOUTHERN ILLINOIS	W	82-50
J2	*EVANSVILLE	W	75-54
J6	*at UNI	L	69-80
J8	*at Bradley	W	73-58
J11	*ILLINOIS STATE	W	76-61
J16	*INDIANA STATE	W	65-54
J21	*WICHITA STATE	W	71-41
J27	*at Creighton	L	56-68
J29	*at Drake	W	90-61
F4	*BRADLEY	L	68-73
F6	*UNI	L	59-67
F10	*at Indiana State	W	63-50
F12	*at Illinois State	L	59-78
F17	*at Wichita State	L	52-69
F25	*DRAKE	W	92-82
F27	*CREIGHTON	W	73-65
M3	*at Evansville	W	80-61
M5	*at Southern Illinois	W	70-58
M11	%vs. Drake	W	86-77
M12	%vs. Indiana State	W	84-79
M13	%vs. UNI	L	41-69
M17	#RICE	W	76-65
M20	#ARKANSAS	L	64-65

+Preseason WNIT; *MVC game; %MVC Tournament; #WNIT

2011-12 (24-9, 14-4 MVC)
Coach: Nyla Milleson

N11	at Louisiana Tech	W	78-65
N13	LOUISVILLE	L	64-73
N18	at Kansas State	L	63-65
N26	at Oral Roberts	W	85-79
N29	ARK.-LITTLE ROCK	W	73-50
D6	EAST TENNESSEE ST.	W	81-70
D8	at Oklahoma State	L	57-80
D11	NORTH TEXAS	W	78-67
D18	MORGAN STATE	W	104-74
D20	at Arkansas State	W	77-68
D29	*at Bradley	W	79-70
D31	*at UNI	L	54-62
J5	*CREIGHTON	W	70-60
J7	*DRAKE	W	78-46
J14	*at Wichita State	L	51-53
J19	*at Southern Illinois	L	72-78
J21	*at Evansville	W	74-49
J27	*INDIANA STATE	W	84-70
J29	*ILLINOIS STATE	W	83-68
F2	*at Drake	W	69-66
F4	*at Creighton	W	63-55
F10	*WICHITA STATE	W	85-67
F17	*EVANSVILLE	W	76-62
F19	*SOUTHERN ILLINOIS	W	81-61
F24	*at Indiana State	W	68-58
F26	*at Illinois State	W	80-76
M1	*UNI	W	80-68
M3	*BRADLEY	L	69-86
M9	%vs. Bradley	W	58-54
M10	%vs. Creighton	L	47-56
M15	#UMKC	W	81-79
M17	#MEMPHIS	W	82-65
M22	#at Oklahoma State	L	57-70

*MVC game; %MVC Tournament; #WNIT

2012-13 (14-17, 6-12 MVC)
Coach: Nyla Milleson

N13	OKLAHOMA STATE	L	71-74
N15	at Arkansas-Little Rock	W	78-68
N20	+vs. Gonzaga	L	66-80
N21	+vs. Central Florida	W	83-75
N22	+vs. UC Santa Barbara	W	68-61
N29	ORAL ROBERTS (OT)	W	73-72
D1	NO. KENTUCKY	W	70-67
D6	at Missouri	L	77-91
D15	ARKANSAS STATE	W	83-60
D19	at Iowa	L	43-97
D21	at SEMO	W	69-55
D30	COPPIN STATE	W	88-75
J3	*at Wichita State	L	64-76
J10	*at UNI	L	52-75
J12	*at Bradley	L	79-80
J19	*DRAKE	W	80-77
J21	*CREIGHTON	L	53-73
J25	*at Evansville	L	53-77
J27	*at Southern Illinois	W	79-72
F1	*INDIANA STATE	L	67-71
F3	*ILLINOIS STATE	W	91-76
F8	*BRADLEY	W	91-86
F10	*UNI	L	78-82
F14	*at Creighton	L	51-67
F16	*at Drake	L	64-75
F21	*SOUTHERN ILLINOIS	W	81-74
F23	*EVANSVILLE	W	66-63
M1	*at Indiana State	L	63-71
M3	*at Illinois State	L	60-81
M9	*WICHITA STATE	L	69-74
M14	%vs. Drake	L	66-81

+HardwoodTournamentofHope; *MVC games; %MVC Tournament

2013-14 (14-17, 8-10 MVC)
Coach: Kellie Harper

N11	at Arkansas State	L	61-79
N13	UALR	W	72-68
N17	at IUPUI	L	65-76
N22	at Arkansas	L	44-78
N26	QUINNIPIAC	L	65-75
D3	at Louisville	L	49-91
D5	at Eastern Kentucky	L	61-65
D15	LAMAR	W	87-60
D19	MISSOURI	W	67-53
D21	SEMO	W	77-66
D29	at North Texas	W	85-79
J5	*WICHITA STATE	L	68-98
J10	*at Bradley	W	85-56
J12	*at Loyola	L	61-63
J18	*DRAKE	W	89-66
J20	*UNI	L	60-68
J25	*at Indiana State	L	57-74
J27	*at Illinois State	W	75-72
J31	*EVANSVILLE	W	87-70
F2	*SOUTHERN ILLINOIS	W	76-58
F7	*LOYOLA	W	66-41
F9	*BRADLEY	W	78-72
F14	*at UNI	L	60-79
F16	*at Drake	L	69-79
F21	*INDIANA STATE	L	37-73
F23	*ILLINOIS STATE	L	57-66
F27	*at Southern Illinois	W	93-76
M1	*at Evansville	L	65-72
M9	*at Wichita State	L	56-93
M13	%vs. Southern Illinois	W	61-39
M14	%vs. Wichita State	L	53-71

*MVC games; %MVC Tournament

2014-15 (18-15, 13-5 MVC)
Coach: Kellie Harper

N14	at Memphis	L	63-79
N18	at UALR	L	48-61
N22	at Oklahoma State	L	36-77
N24	at Oral Roberts	L	57-70
N28	+at Colorado	L	59-87
N29	+vs. TCU	L	68-82
D6	SIUE	W	75-69
D10	ARKANSAS	L	50-59
D14	IUPUI	W	68-58
D19	ARKANSAS STATE	L	62-78
D30	at Missouri	W	57-52
J2	*EVANSVILLE	L	56-65
J4	*INDIANA STATE	W	74-66
J9	*WICHITA STATE	L	59-71
J16	*at Loyola	W	87-57
J18	*at Bradley	W	78-64
J23	*SOUTHERN ILLINOIS	W	61-57
J25	*ILLINOIS STATE	W	58-35
J30	*at Drake	L (OT)	89-94
F1	*at Northern Iowa	L	56-64
F8	*at Wichita State	L	50-69
F13	*BRADLEY	W	69-61
F15	*LOYOLA	W	83-64
F20	*at Southern Illinois	W	73-57
F22	*at Illinois State	W	90-78
F27	*NORTHERN IOWA	W	72-70
M1	*DRAKE	W	86-57
M3	*at Indiana State	W	65-56
M7	*at Evansville	W	86-71
M13	%vs. Indiana State	W	75-57
M14	%vs. Evansville	W	75-66
M15	% vs. Wichita State	L	71-85
M20	^TULSA	L	72-78

+Omni Classic; *MVC games; %MVC Tournament; ^WNIT Tournamnt

2015-16 (24-10, 14-4 MVC)
Coach: Kellie Harper

N13	MISSOURI	L	55-71
N17	MIDAMERICA NAZARENE	W	88-61
N19	at Ole Miss	W	91-78
N23	OKLAHOMA STATE	L	55-74
N27	+vs. Stanford	L	65-82
N28	+vs. Maine	L	65-69
N29	+vs. Marist	W	77-45
D2	at Arkansas	W	69-54
D5	EASTERN KENTUCKY	W	87-63
D12	ORAL ROBERTS	W	72-64
D17	at Middle Tennessee	L	54-70
D20	at Little Rock	W	64-58
J1	*at Illinois State	W	73-51
J3	*at Indiana State	W	59-51
J8	*DRAKE	L	75-82
J10	*NORTHERN IOWA	L	60-65
J15	*at Bradley	W	55-44
J17	*at Loyola	W	73-62
J22	*EVANSVILLE	W	77-70
J24	*SOUTHERN ILLINOIS	W	82-77
J30	*at Wichita State	W	77-57
F5	*at Northern Iowa (OT)	W	78-75
F7	*at Drake	L	72-95
F12	*LOYOLA (OT)	W	91-81
F14	*BRADLEY	W	59-56
F19	*at Southern Illinois	L	61-69
F21	*at Evansville	W	66-47
F27	*WICHITA STATE	W	74-45
M3	*INDIANA STATE	W	75-41
M5	*ILLINOIS STATE	W	70-41
M11	%vs. Indiana State	W	70-45
M12	%vs. Drake	W	65-61
M13	%vs. Northern Iowa	W	71-58
M19	*at Texas A&M	L	65-74

+Gulf Coast Showcase; *MVC game; %MVC Tournament; ^NCAA Tournament

2016-17 (16-15, 12-6 MVC)
Coach: Kellie Harper

N11	at Memphis	60-69	L
N13	at Kansas	87-64	W
N16	at Northwestern	52-75	L
N22	+vs Southern Cal	67-89	L
N23	+at Alaska-Anchorage	65-58	W
N28	LITTLE ROCK	47-58	L
D2	at Missouri	49-73	L
D7	at Oral Roberts	56-78	L
D11	ARKANSAS	64-62	W
D17	NORTH TEXAS	63-54	W
D19	MIDDLE TENNESSEE	52-71	L
D30	*NORTHERN IOWA	54-61	L
J1	*DRAKE	64-90	L
J6	*WICHITA STATE	73-62	W
J13	*at Evansville	77-41	W
J15	*at Southern Illinois	78-60	W
J20	*ILLINOIS STATE	65-60	W
J22	*BRADLEY	73-75	LOT
J27	*at Loyola	60-32	W
J29	*at Indiana State	49-46	W
F5	*at Wichita State	65-60	W
F10	*SOUTHERN ILLINOIS	73-59	W
F12	*EVANSVILLE	68-43	W
F17	*at Bradley	56-62	L
F19	*at Illinois State	77-44	W
F24	*INDIANA STATE	73-63	W
F26	*LOYOLA	61-52	W
M2	*at Drake	91-98	L
M4	*at Northern Iowa	64-65	L
M10	%vs Evansville	59-65	L
M16	^at Iowa	74-95	L

+Great Alaska Shootout; *MVC game; %MVC Tournament; ^WNIT

2017-18 (21-12, 15-3 MVC)
Coach: Kellie Harper

N13	at Ball State	58-70	L
N15	CENTRAL MISSOURI	62-36	W
N19	MISSOURI	59-69	L
N23	vs Baylor	58-100	L
N24	vs Penn	60-65	L
N29	at Wichita State	58-72	L
D4	at Little Rock	51-63	L
D7	WICHITA STATE	94-71	W
D10	ORAL ROBERTS	76-66	W
D16	NORTHWESTERN	90-59	W
D19	at Alabama	61-65	L
D29	*at Indiana State	77-63	W
D31	*at Evansville	95-65	W
J5	*DRAKE	68-80	L
J7	*NORTHERN IOWA	62-52	W
J12	*at Illinois State	56-50	W
J14	*at Bradley	71-65	W
J19	*VALPARAISO	83-60	W
J21	*LOYOLA	75-36	W
J26	*at Southern Illinois	69-71	LOT
F2	*at Northern Iowa	57-52	W
F4	*at Drake	65-84	L
F9	*BRADLEY	74-54	W
F11	*ILLINOIS STATE	75-58	W
F16	*at Loyola	69-58	W
F18	*at Valparaiso	66-60	W
F23	*SOUTHERN ILLINOIS	79-61	W
M1	*EVANSVILLE	97-51	W
M3	*INDIANA STATE	69-56	W
M9	%vs Bradley	76-68	W
M10	%vs Northern Iowa	58-70	L
M15	^at Louisiana Tech	63-59	W
M17	^at TCU	51-86	L

*MVC game; %MVC Tournament; ^WNIT

2018-19 (25-10, 16-2 MVC)
Coach: Kellie Harper

N10	at Wichita State	60-63	LOT
N13	at Missouri	61-65	L
N17	BALL STATE	74-54	W
N24	at Santa Clara	73-77	L
D1	at North Texas	76-83	LOT
D4	SOUTH DAKOTA	74-85	L
D9	at Indiana	74-98	L
D16	GONZAGA	67-70	L
D20	vs Louisiana Tech	82-70	W
D21	vs SIUE	68-65	W
D30	LITTLE ROCK	48-44	W
J4	*INDIANA STATE	71-58	W
J6	*EVANSVILLE	88-66	W
J13	*SOUTHERN ILLINOIS	66-51	W
J18	*at Bradley	68-56	W
J20	*at Illinois State	59-47	W
J25	*LOYOLA	84-49	W
J27	*VALPARAISO	108-63	W
F1	*at Drake	85-79	W
F3	*at Northern Iowa	63-58	W
F8	*at Southern Illinois	70-58	W
F15	*ILLINOIS STATE	56-60	L
F17	*BRADLEY	82-60	W
F22	*at Valparaiso	77-58	W
F24	*at Loyola	85-58	W
M1	*NORTHERN IOWA	58-48	W
M3	*DRAKE	61-70	L
M7	*at Evansville	88-46	W
M9	*at Indiana State	76-66	W
M15	%vs Loyola	59-50	W
M16	%vs Northern Iowa	89-64	W
M17	%vs Drake	94-79	W
M23	^vs DePaul	89-78	W
M25	^at Iowa State	69-60	W
M30	^vs Stanford	46-55	L

*MVC game; %MVC Tournament; ^NCAA

2019-20 (26-4, 16-2 MVC)
Coach: Amaka Agugua-Hamilton

N5	at Minnesota	77-69	W
N8	^TEXAS A&M-CC	79-51	W
N10	^at Boise State	72-69	W
N14	^at Oklahoma	96-90	W
N17	^at Oregon State	69-80	L
N22	SANTA CLARA	71-64	W
N25	at South Dakota	74-66	W
D1	KANSAS CITY	83-58	W
D4	WICHITA STATE	68-55	W
D15	MISSOURI	79-72	W
D20	at Gonzaga	52-64	L
D31	WILLIAM JEWELL	111-39	W
J3	*at Loyola Chicago	74-72	WOT
J5	*at Valparaiso	81-68	W
J10	*DRAKE	69-67	W
J12	*NORTHERN IOWA	80-66	W
J17	*at Southern Illinois	68-70	L
J24	*at Indiana State	76-55	W
J26	*at Evansville	81-55	W
J31	*BRADLEY	90-56	W
F2	*ILLINOIS STATE	87-74	W
F7	*at Northern Iowa	66-55	W
F9	*at Drake	89-83	W
F15	*SOUTHERN ILLINOIS	88-57	W
F21	*EVANSVILLE	76-62	W
F23	*INDIANA STATE	82-58	W
F27	*at Illinois State	66-78	L
M1	*at Bradley	69-66	W
M5	*VALPARAISO	85-70	W
M7	*LOYOLA CHICAGO	72-61	W

*MVC game; ^Preseason WNIT

8 Missouri State (76-84).indd 84 11/23/2020 2:00:01 PM

NORTHERN IOWA

Northern Iowa Panthers Roster

No.	Name	Pos.	Ht.	Yr.	Hometown (Previous School)
0	Maya McDermott	PG	5-6	Fr.	Johnston, Iowa / Johnston
2	Cailyn Morgan	G	5-10	So.	Coralville, Ia / Iowa City West
3	Karli Rucker	G	5-6	Sr.	Eldridge, Iowa / North Scott
4	Emerson Green	G	5-10	Fr.	Cedar Falls, Iowa / Cedar Falls
5	Nicole Kroeger	G	5-9	Sr.	Palmyra, Missouri / Palmyra
10	Maya Gyamfi	F	6-1	Fr.	Urbandale, Iowa / Urbandale
11	Bre Gunnels	F	6-1	Sr.	Kansas City, Missouri / Southeast
12	Kam Finley	G	5-9	Jr.	Cedar Falls, Iowa / Cedar Falls
21	Taryn Scheuermann	C	6-3	Fr.	Keosuagua, Iowa / Van Buren Community
24	Kayba Laube	G	5-9	Fr.	Marion, Iowa / Marion
25	Sara McCullough	F	6-0	R-Fr.	Ankeny, Iowa / Ankeny
30	Cynthia Wolf	C	6-3	Jr.	Cedar Falls, Iowa / Cedar Falls
33	Kiana Barney	F	6-1	R-So.	Cedar Falls, Iowa / Cedar Falls
42	Grace Boffeli	F	6-1	Fr.	Eldridge, Iowa / North Scott
50	Megan Maahs	F	6-1	R-Sr.	Epworth, Iowa / Western Dubuque

Karli Rucker

Tanya Warren
Head Coach

Alma Mater: Creighton (1988)
Overall Record: 243-177 (13 Seasons)
Record at UNI: 243-177 (13 Seasons)
2019-20: 18-11/10-8 MVC (5th)

Year-By-Year Record

Season	School	Overall W	Overall L	Conf. W	Conf. L	Place	Conf. Tourn.
2007-08	UNI	13	18	8	10	T-6th	1-1
2008-09	UNI	11	19	9	9	6th	0-1
2009-10	UNI	17	16	10	8	5th	3-0
2010-11	UNI	27	6	17	1	1st	3-0
2011-12	UNI	19	15	9	9	5th	0-1
2012-13	UNI	17	17	10	8	T-4th	1-1
2013-14	UNI	17	13	13	5	3rd	0-1
2014-15	UNI	17	15	12	6	4th	1-1
2015-16	UNI	24	11	15	3	1st	2-1
2016-17	UNI	24	9	15	3	2nd	2-1
2017-18	UNI	19	14	13	5	3rd	2-1
2018-19	UNI	20	13	12	6	3rd	1-1
2019-20	UNI	18	11	10	8	5th	0-0
UNI Totals (13 Years)		**243**	**177**	**153**	**81**	**---**	**16-10**
Career Totals (13 Years)		**243**	**177**	**153**	**81**	**---**	**16-10**

Panthers ... At A Glance

2019-20 Finish: 18-11/10-8 MVC (5th)
Letterwinners Returning/Lost: 8/4
Starters Returning/Lost: 4/1

NOTEWORTHY

- UNI finished the season 18-11 overall and 10-8 in MVC action. The Panthers posted its 12th consecutive season at .500 or better in Valley play along with its 11th year in a row with at least 17 victories.
- UNI also earned victories over Iowa, Iowa State, and Drake in the same season for the first time in program history.
- The Panthers will see four starters return in 2020-21 and will look to challenge for the MVC title. Senior guard Karli Rucker started all 29 games last season and led the Panthers in scoring and assists, averaging 13.7 points and 3.7 assists per game. Rucker was also voted as a Preseason All-MVC team selection. UNI also returns their top five scorers, including Rucker, Kam Finley, Megan Maahs, Bre Gunnels and Nicole Kroeger.

Basketball Support Staff

Brad Nelson
Assoc. Coach

Steven Fennelly
Asst. Coach

Darion Hutchinson
Operations

Shareece Burrell
Video Coordinator

Cari Zubke
Athletic Trainer

2020-21 Northern Iowa Schedule

SCHEDULES WERE NOT AVAILABLE AT PRINT DEADLINE. ALL HOME GAMES WILL AIR ON AN ESPN PLATFORM. PLEASE VISIT THE QR CODE BELOW FOR CURRENT INFORMATION.

2019-20 Results
(18-11, 10-8 MVC)

Date	Opponent	Score	W/L
N6	NORTH DAKOTA STATE	95-63	W
N9	at Wichita State	61-50	W
N13	at Missouri	78-73	W
N17	IOWA	88-66	W
N24	NORTHWEST MO. ST.	78-53	W
N29	^vs Alabama	77-87	L
N30	^vs Ohio State	46-64	L
D8	at Creighton	54-57	L
D10	at Omaha	81-45	W
D15	IUPUI	51-50	W
D22	at Iowa State	71-63	W
J3	*at Drake	87-104	L
J10	*at Southern Illinois	60-57	W
J12	*at Missouri State	66-80	L
J17	*EVANSVILLE	76-60	W
J19	*INDIANA STATE	73-43	W
J24	*at Bradley	47-61	L
J26	*at Illinois State	57-65	L
J31	*LOYOLA CHICAGO	70-50	W
F2	*VALPARAISO	77-70	W
F7	*MISSOURI STATE	55-66	L
F9	*SOUTHERN ILLINOIS	71-66	WOT
F13	*at Indiana State	63-65	L
F15	*at Evansville	67-49	W
F20	*ILLINOIS STATE	61-69	LOT
F22	*BRADLEY	64-57	W
F28	*at Valparaiso	69-72	L
M1	*at Loyola Chicago	73-70	W
M6	*DRAKE	91-78	W

Home in CAPS; *MVC game; ^Las Vegas Tournament

UNIVERSITY OF NORTHERN IOWA

Athletic Directory

President: Mark A. Nook
Faculty Athletics Representative: Dr. Elaine Eshbaugh
Director of Athletics: David Harris
Senior Woman Administrator: Christina Roybal
Athletics Department Telephone: (319) 273-2470
Athletics Department Address: NW Upper UNI-Dome, Cedar Falls, IA 50614
Head Basketball Coach: Tanya Warren
Basketball Office Phone: (319) 273-6464
Assistant Coaches: Brad Nelson, Steven Fennelly
Sports Information Contact: Jerek Wolcott
SID Office Phone: (319) 273-5456
SID Cell Number: (406) 422-7581
SID Email: jerek.wolcott@uni.edu

University Facts

Founded: 1876
Location: Cedar Falls, Iowa
Enrollment: 11,905
Colors: Purple & Old Gold
Nickname: Panthers
Years in the MVC: 30
Arena: McLeod Center (6,650)
Courtside Telephone Number: (319) 273-4121

Athletics Staff

Mark A. Nook
President

Christina Roybal
SWA

David Harris
Athletic Director

Jerek Wolcott
WBB SID

9 UNI (86-94).indd 87 11/23/2020 3:54:33 PM

2019-20 STATISTICAL REVIEW

All Game Statistics (18-11)

						— TOTAL —			3-POINTERS						— REBOUNDS —										
#	Player	GP	GS	Min	Avg	FG	FGA	Pct	3FG	FGA	Pct	FT	FTA	Pct	Off	Def	Tot	Avg	PF	FO	A	TO	Blk	Stl	Pts	Avg
03	Rucker,Karli	29	29	878	30.3	141	345	.409	45	136	.331	71	89	.798	6	73	79	2.7	33	0	106	82	5	14	398	13.7
12	Finley,Kam	27	4	516	19.1	93	254	.366	38	138	.275	43	60	.717	16	28	44	1.6	54	1	34	57	6	23	267	9.9
50	Maahs,Megan	25	24	538	21.5	80	167	.479	10	30	.333	61	72	.847	32	99	131	5.2	66	1	17	42	19	27	231	9.2
11	Gunnels,Bre	29	29	693	23.9	59	124	.476	15	46	.326	70	87	.805	34	152	186	6.4	61	0	26	49	30	11	203	7.0
05	Kroeger,Nicole	29	29	740	25.5	65	178	.365	50	138	.362	15	18	.833	16	43	59	2.0	48	0	35	29	7	28	195	6.7
31	Cavey,Kristina	29	1	446	15.4	61	134	.455	16	42	.381	42	59	.712	48	57	105	3.6	46	0	28	30	3	18	180	6.2
41	Gerrits,Abby	28	7	499	17.8	63	167	.377	22	87	.253	18	20	.900	20	33	53	1.9	16	0	28	28	6	13	166	5.9
30	Wolf,Cynthia	29	4	520	17.9	51	123	.415	12	41	.293	27	43	.628	42	101	143	4.9	51	0	34	29	23	25	141	4.9
22	Simon-Ressler,Rose	29	18	466	16.1	46	99	.465	15	37	.405	28	35	.800	15	61	76	2.6	46	0	40	44	2	15	135	4.7
25	McCullough,Sara	2	0	12	6.0	2	4	.500	1	2	.500	0	0	.000	0	0	0	0.0	3	0	1	1	0	0	5	2.5
32	Hillyard,Heidi	29	0	382	13.2	19	67	.284	7	30	.233	12	16	.750	19	65	84	2.9	53	2	15	22	8	13	57	2.0
02	Morgan,Cailyn	19	0	110	5.8	5	22	.227	3	12	.250	6	10	.600	2	10	12	0.6	12	0	5	13	0	2	19	1.0
33	Barney,Kiana	14	0	50	3.6	4	14	.286	2	7	.286	0	0	.000	3	7	10	0.7	6	0	2	3	5	0	10	0.7
	TEAM														75	56	131	4.5	0			22			0	
	Total	29				689	1698	.406	236	746	.316	393	509	.772	328	785	1113	38.4	495	4	371	451	114	189	2007	69.2
	Opponents	29				676	1710	.395	158	498	.317	343	500	.686	310	725	1035	35.7	545	-	344	433	111	225	1853	63.9

Conference Game Statistics (10-8, 5th)

						— TOTAL —			3-POINTERS						— REBOUNDS —										
#	Player	GP	GS	Min	Avg	FG	FGA	Pct	3FG	FGA	Pct	FT	FTA	Pct	Off	Def	Tot	Avg	PF	FO	A	TO	Blk	Stl	Pts	Avg
03	Rucker,Karli	18	18	600	33.3	91	221	.412	27	85	.318	48	60	.800	5	49	54	3.0	25	0	73	50	3	6	257	14.3
50	Maahs,Megan	14	13	306	21.9	45	95	.474	5	17	.294	33	40	.825	22	57	79	5.6	36	0	6	27	8	15	128	9.1
12	Finley,Kam	16	4	317	19.8	52	147	.354	20	83	.241	16	27	.593	10	14	24	1.5	31	0	20	35	6	18	140	8.8
11	Gunnels,Bre	18	18	457	25.4	47	87	.540	10	29	.345	43	55	.782	24	99	123	6.8	37	0	17	30	18	3	147	8.2
05	Kroeger,Nicole	18	18	474	26.3	38	113	.336	33	94	.351	15	18	.833	8	33	41	2.3	37	0	22	22	5	17	124	6.9
30	Wolf,Cynthia	18	4	341	18.9	41	87	.471	9	26	.346	17	26	.654	29	72	101	5.6	32	0	22	16	17	15	108	6.0
41	Gerrits,Abby	18	7	327	18.2	44	118	.373	12	58	.207	7	8	.875	10	21	31	1.7	11	0	21	20	6	5	107	5.9
22	Simon-Ressler,Rose	18	7	296	16.4	23	56	.411	11	27	.407	21	28	.750	10	43	53	2.9	32	0	29	34	1	10	78	4.3
31	Cavey,Kristina	18	1	235	13.1	27	77	.351	9	27	.333	15	22	.682	28	33	61	3.4	24	0	15	18	1	7	78	4.3
32	Hillyard,Heidi	18	0	219	12.2	15	43	.349	6	20	.300	5	8	.625	10	38	48	2.7	29	0	6	15	3	4	41	2.3
02	Morgan,Cailyn	11	0	50	4.5	2	13	.154	2	9	.222	5	8	.625	0	6	6	0.5	7	0	5	6	0	1	11	1.0
33	Barney,Kiana	10	0	28	2.8	3	8	.375	2	5	.400	0	0	.000	1	5	6	0.6	4	0	0	2	3	0	8	0.8
	TEAM														49	33	82	4.6	0			15			0	
	Total	18				428	1065	.402	146	480	.304	225	300	.750	206	503	709	39.4	305	0	236	290	71	101	1227	68.2
	Opponents	18				432	1074	.402	96	298	.322	222	317	.700	188	465	653	36.3	328	-	231	243	73	142	1182	65.7

9 UNI (86-94).indd 88 11/23/2020 3:54:33 PM

CAREER LEADERS/MEDIA OUTLETS

CAREER LEADERS - TOP 10

POINTS

No.	Student-Athlete (Years)	G	Pts.
1.	Jacqui Kalin (2007-13)	135	2,081
2.	Amy Swisher (2000-04)	118	1,851
3.	Madison Weekly (2014-17)	125	1,765
4.	Diane Roberts (1984-88)	101	1,701
5.	Allison Starr (1996-00)	108	1,463
6.	Deb Drenth (1979-83)	111	1,449
7.	Lizzie Boeck (2007-11)	127	1,405
8.	Katie Miller (1999-03)	116	1,343
9.	Kris Huffman (1985-89)	104	1,294
10.	K.K. Armstrong (2008-12)	128	1,276

REBOUNDS

No.	Student-Athlete (Years)	G	Rebs.
1.	Alex Cook (2001-05)	112	1,049
2.	Tami Schebler (1980-84)	114	788
3.	Deb Drenth (1979-83)	111	758
4.	Amy Swisher (2000-04)	118	745
5.	Lizzie Boeck (2007-11)	127	744
6.	Erin Brocka (2007-11)	122	743
7.	**Megan Maahs (2016-pres.)**	**—**	**719**
8.	Allison Starr (1996-00)	108	711
9.	Julie Street (1989-94)	99	700
10.	Hannah Schonhardt (2013-17)	131	682

ASSISTS

No.	Student-Athlete (Years)	G	Asts.
1.	Jacqui Kalin (2007-13)	135	491
2.	Kelley Westhoff (1993-97)	104	475
3.	Loretha Mosley (1987-91)	102	425
4.	K.K. Armstrong (2008-12)	128	380
5.	Jessie Biggs (2003-07)	118	372
6.	Emily Berry (2001-05)	112	363
7.	Sharnae Lamar (2011-16)	125	346
	Madison Weekly (2014-17)	125	346
9.	Kary Dawson (1997-01)	99	340
10.	Kris Huffman (1985-89)	104	322

BLOCKED SHOTS

No.	Student-Athlete (Years)	G	Blks.
1.	Cassie Hager (2002-06)	108	337
2.	Tami Schebler (1980-84)	114	149
3.	Carol Hogen (1981-83)	55	122
4.	Jen Keitel (2011-16)	106	106
5.	Deb Drenth (1979-83)	111	101
6.	Rachel Madrigal (2007-12)	128	95
7.	Hannah Schonhardt (2013-17)	131	90
8.	Erin Brocka (2007-11)	122	88
9.	Amber Sorenson (2011-16)	106	83
10.	Alex Cook (2001-05)	112	82

STEALS

No.	Student-Athlete (Years)	G	Stls.
1.	Deb Drenth (1979-83)	111	279
2.	Allison Starr (1996-00)	108	274
3.	Betty Davis (1979-83)	112	218
4.	Loretha Mosley (1987-91)	102	194
5.	K.K. Armstrong (2008-12)	128	191
6.	Nikki Spettel (1997-01)	107	187
7.	Kris Huffman (1985-89)	104	177
8.	Kary Dawson (1997-01)	99	173
9.	Kelley Westhoff (1993-97)	104	172
10.	Alex Cook (2001-05)	112	155

ACTIVE CAREER LEADERS

Megan Maahs

SCORING
1,030 - Karlie Rucker
882 - Megan Maahs

FIELD GOAL SHOOTING
.461 (331-718) - Megan Maahs
.423 (362-855) - Karli Rucker

FIELD GOALS MADE
362 - Karli Rucker
331- Megan Maahs

3-POINT SHOOTING
.379 (118-311) - Karli Rucker
.330 (116-351) - Nicole Kroeger

3-POINTERS MADE
118 - Karli Rucker
116 - Nicole Kroeger

FREE THROW SHOOTING
.800 (44-55) - Nicole Kroeger
.780 (188-241) - Karli Rucker

FREE THROWS MADE
193 - Megan Maahs
188 - Karli Rucker

ASSISTS
287- Karli Rucker
99 - Nicole Kroeger

STEALS
74 - Megan Maahs
67 - Nicole Kroeger

BLOCKS
76 - Megan Maahs
63 - Bre Gunnels

REBOUNDS
719 - Megan Maahs
362 - Bre Gunnels

MEDIA OUTLETS

NEWSPAPER

Waterloo Courier
Nick Peteros, Sports Reporter
P.O. Box 540, Waterloo, IA 50704
Office Phone: (319) 291-1466

Cedar Rapids Gazette
J.R. Ogden, Sports Editor
500 3rd Ave. S.E., Cedar Rapids, IA 52401
Office Phone: (319) 398-8257 or (800)397-8258

Des Moines Register
Bryce Miller, Executive Sports Editor
P.O. Box 957, Des Moines, IA 50304
Office Phone: (800) 247-5346

Northern Iowan
Colin Horning, Sports Editor
UNI, Cedar Falls, IA 50614
Office Phone: (319) 273-2157

RADIO

KCNZ (1650 AM)
Bob Foster, Sports Director
721 Shirley St., P.O. Box 248, Cedar Falls, IA 50613
Office Phone: (319) 277-1918

Cumulus Radio (KCRR, KKHQ, KOEL-AM/FM)
Elwin Huffman, Sports Director
501 Sycamore St., Suite 300, Waterloo, IA 50703
Office Phone: (319) 833-4800

KXEL (1540 AM)
Cole Bair, Sports Director
514 Jefferson St., Waterloo, IA 50701
Office Phone: (319) 234-2200

TELEVISION

KFXA Cedar Rapids (FOX)
Zach Hanley, Sports Director
605 Boyson Rd., Cedar Rapids, IA 52402
Office Phone: (319) 393-2800

KCRG (ABC)
Scott Saville, Sports Director
2nd Ave. at 5th St. S.E., Cedar Rapids, IA 52401
Office Phone: (319) 398-8391

KWWL (NBC)
Rick Coleman, Sports Director
KWWL Bldg., 500 E. 4th St., Waterloo, IA 50703
Office Phone: (319) 291-1246

KGAN (CBS)
Grant Becker, Sports Director
P.O. Box 3131, Cedar Rapids, IA 52406
Office Phone: (319) 395-9081

9 UNI (86-94).indd 89 11/23/2020 3:54:34 PM

YEAR-BY-YEAR IN THE VALLEY

Year	Overall	MVC	Finish	Conf. Tourney	Non Conf.	Post Season
1982	22-9	—	—	—	22-9	—
1983	17-11	—	—	—	17-11	—
1984	2-25	1-7	Tenth	—	1-18	—
1985	5-23	3-15	T-Ninth	—	2-8	—
1986	9-18	4-14	T-Eighth	—	5-4	—
1987	6-20	4-14	Ninth	—	2-6	—
1988	9-17	4-14	Ninth	—	5-3	—
1989	7-18	4-14	T-Ninth	—	3-4	—
1990	5-22	2-16	Tenth	—	3-6	—
1991	6-21	3-15	T-Ninth	—	3-8	—
1992	4-23	3-15	Tenth	—	1-8	—
1993	10-17	4-12	T-Seventh	0-1	6-4	—
1994	6-20	2-14	Ninth	—	4-6	—
1995	4-22	1-17	Tenth	—	3-5	—
1996	7-20	6-12	Eighth	0-1	1-7	—
1997	10-16	5-13	Ninth	—	5-3	—
1998	14-13	8-10	Seventh	0-1	6-2	—
1999	19-8	12-6	Third	0-1	7-1	—
2000	15-13	10-8	Fifth	1-1	4-4	—
2001	18-11	12-6	Third	1-1	5-3	0-1 WNIT
2002	14-16	9-9	T-Fourth	0-1	5-6	—
2003	18-12	12-6	Third	1-1	5-4	0-1 WNIT
2004	12-17	7-11	Seventh	1-1	4-5	—
2005	20-11	13-5	T-Second	1-1	6-5	—
2006	19-11	12-6	Third	1-1	6-3	0-1 WNIT
2007	17-13	11-7	T-Fourth	0-1	6-5	—
2008	13-18	8-10	T-Sixth	1-1	4-7	—
2009	11-19	9-9	Sixth	0-1	2-9	—
2010	17-16	10-8	Fifth	3-0	4-7	0-1 NCAA
2011	27-6	17-1	First	3-0	7-5	0-1 NCAA
2012	19-15	9-9	Fifth	0-1	7-4	3-1 WBI
2013	17-17	10-8	T-Fourth	1-1	6-8	1-1 WNIT
2014	17-13	13-5	Third	0-1	4-7	—
2015	17-15	12-6	Fourth	1-1	4-8	0-1 WNIT
2016	24-11	15-3	First	2-1	5-6	2-1 WNIT
2017	24-9	15-3	Second	2-1	7-4	0-1 NCAA
2018	19-14	13-5	Third	2-1	4-8	0-1 WNIT
2019	20-13	12-6	Third	1-1	7-5	0-1 WNIT
2020	18-11	10-8	Fifth	—	8-3	—
DI	**538-604**	**305-347**		**22-22**	**165-211**	**6-12**
MVC	**446-398**	**277-223**		**22-22**	**101-126**	**6-12**

Tanya Warren

COACHING RECORDS

By Tenure

Coaches (Seasons)	Years	W	L	Pct.
Wanda Green (10)	1969-78	69	51	.578
Sandy Williamson (2)	1979-80	7	40	.149
J.D. Anderson (4)	1981-84	59	55	.518
Kim Mayden (5)	1985-89	36	96	.272
Terri Lasswell (6)	1990-95	35	125	.219
Tony DiCecco (12)	1996-07	183	161	.535
Tanya Warren (13)	2007-	243	177	.579
Panthers Totals (52)	1969-	632	704	.473

Versus the Missouri Valley Conference

Coaches (Seasons)	Years	W	L	Pct.
Terri Lasswell (6)	1990-95	7	43	.140
Tony DiCecco (12)	1996-07	117	99	.542
Tanya Warren (13)	2007-	153	81	.654
Panthers Totals (28)	1993-	277	223	.554

In the Valley Tournament

Coaches (Seasons)	Years	W	L	Pct.
Terri Lasswell (1)	1990-95	0	1	.000
Tony DiCecco (11)	1996-07	6	11	.353
Tanya Warren (13)	2007-	16	10	.615
Panthers Totals (25)	1993-	22	22	.500

In the NCAA Tournament

Coaches (Seasons)	Years	W	L	Pct.
Tanya Warren (2010, 2011, 2017)	3	0	3	.000
Panthers Totals	3	0	3	.000

In the WNIT Tournament

Coaches (Seasons)	Years	W	L	Pct.
Tony DiCecco (2001, 2003, 2006)	3	0	3	.000
Tanya Warren (13, 15, 16, 18, 19)	5	3	5	.375
Panthers Totals	8	3	8	.273

In the Women's Basketball Invitational Tournament

Coaches (Seasons)	Years	W	L	Pct.
Tanya Warren (2012)	1	3	1	.750
Panthers Totals	1	3	1	.750

9 UNI (86-94).indd 90 11/23/2020 3:54:35 PM

NORTHERN IOWA INDIVIDUAL RECORDS

Points:
Game: 40, Diane Roberts, vs. Illinois State (3/1/85)
Season: 662, Jacqui Kalin (2012-13)
Career: 2,081, Jacqui Kalin (2007-13)

Field Goals Made:
Game: 17, Diane Roberts, vs. Illinois State (3/1/85)
Season: 216, Diane Roberts (1984-85)
Career: 726, Amy Swisher (2000-04)

Field Goal Percentage:
Season: .619, Barb Bennett (1998-99)
Career: .556 (74-153), Kim Hansen (2003-05)

Three-Point Field Goals Made:
Game: 8, Brittni Donaldson, at Drake (3/2/14)
Season: 97, Amber Sorenson (2015-16)
Career: 265, Jacqui Kalin (2007-13)

Free Throws Made:
Game: 16, Deb Drenth vs. Northwestern (1981), Tara King vs. Drake (2007)
Season: 169, Jacqui Kalin (2012-13)
Career: 484, Jacqui Kalin (2007-13)

Free Throw Percentage:
Season: .955, Jacqui Kalin (2007-13)
Career: .920, Jacqui Kalin (2007-13)

Rebounds:
Game: 22, Allison Starr, vs. Wichita State (2/25/00)
Season: 360, Alex Cook (2002-03)
Career: 1,049, Alex Cook (2001-05)

Steals:
Game: 9, Allison Starr, vs. Tulsa (12/8/99)
Season: 84, Deb Drenth (1982-83)
Career: 279, Deb Drenth (1980-83)

Assists:
Game: 15, Sharnae Lamar, vs. Drake (3/19/16)
Season: 195, Sharnae Lamar (2015-16)
Career: 491, Jacqui Kalin (2007-13)

Blocked Shots:
Game: 9, Cassie Hager, vs. Wichita State (2/26/06)
Season: 135, Cassie Hager (2004-05)
Career: 337, Cassie Hager (2003-06)

Jacqui Kalin (2007-13)

NORTHERN IOWA TEAM RECORDS

Most Points:
Game: 107, vs. Creighton (2/20/90)
Season: 2,300 (2010-11)

Field Goals Made:
Game: 41, twice
vs. Illinois-Chicago (1/17/83)
vs. Marycrest (12/11/81)
Season: 933 (1981-82)

Field Goal Percentage:
Game: .678, vs. Creighton (2/20/90)
Season: .463 (1981-82)

Most Three-Point Field Goals:
Game: 17, at UMBC (12/9/07), vs. Evansville (2/22/15)
Season: 275 (2012-13)

3FG Percentage:
Game: 1.000, vs. Indiana State (2/5/87)
Season: .432 (1989-90)

Free Throws Made:
Game: 36, vs. Missouri State (2/18/01)
Season: 497 (2010-11)

Free Throw Percentage:
Game: 1.000, Four times (1987, 2003, 2016, 2017)
Season: .794 (2009-10)

Rebounds:
Game: 65, vs. Concordia (1/9/81)
Season: 1,274 (2002-03)

Assists:
Game: 28, vs. Creighton (2/20/90)
Season: 499 (2015-16)

Blocked Shots:
Game: 12, twice
at Bradley (2/15/03)
vs. Iowa State (12/9/83)
Season: 200 (2004-05)

Steals:
Game: 26, vs. Marycrest (1/28/90)
Season: 364 (1981-82)

Largest Margin of Victory:
Game: 58 (95-37), vs. Chicago State (1/18/89)

Most Consecutive Wins:
Season: 19 (1/6/11 - 3/13/11)



Allison Starr (1997-2000)

9 UNI (86-94).indd 91 11/23/2020 3:54:35 PM

NORTHERN IOWA ALL-TIME VS. MVC TEAMS

Bradley
(UNI leads 44-35)

1983-84	at Bradley	L	55-104
	at UNI	L	76-77
1984-85	at UNI	L	70-99
	at Bradley	L	74-87
1985-86	at Bradley	L	63-75
	at UNI	L	75-98
1986-87	at Bradley	L	68-86
	at UNI	L	82-90
1987-88	at UNI	W	87-79
	at Bradley	L	72-98
1988-89	at Bradley	L	57-60
	at UNI	W	76-62
1989-90	at UNI	L	62-68
	at Bradley	L	68-88
1990-91	at Bradley	L	60-75
	at UNI	L	50-90
1991-92	at Bradley	L	75-87
	at UNI	L	78-81
1992-93	at Bradley	L	73-79
	at UNI	W	87-75
1993-94	at Bradley	L	73-89
	at UNI	L	53-73
1994-95	at Bradley	L	48-87
	at UNI	L	56-72
1995-96	at UNI	L	63-75
	at Bradley	W	87-82
1996-97	at Bradley	L	65-69
	at UNI	L	51-58
1997-98	at UNI	W	89-71
	at Bradley	L	57-60
1998-99	at Bradley	W	66-55
	at UNI	W	78-61
1999-00	at UNI	W	70-59
	at Bradley	W	71-57
2000-01	at UNI	W	80-52
	at Bradley	L	65-70
2001-02	at UNI	W	70-68
	at Bradley	L	52-68
2002-03	at UNI	W	80-64
	at Bradley	L	72-76
	$at Drake	W	72-62
2003-04	at UNI	L	52-53
	at Bradley	L	70- 76
2004-05	at Bradley	W	74-66
	at UNI	W	60-49
2005-06	at UNI	W	82-68
	at Bradley	W	67-64
2006-07	at UNI	W	74-47
	at Bradley	W	64-55
2007-08	at UNI	W	64-62
	at Bradley	L	63-79
2008-09	at UNI	W	92-76
	at Bradley	L	58-69
2009-10	at Bradley	L	62-74
	at UNI	W	84-60
	$at St. Charles	W	70-50
2010-11	at UNI	W	58-34
	at Bradley	W	71-61
	$at St. Charles	W	87-57
2011-12	at UNI	W	71-57
	at Bradley	L	61-75
2012-13	at Bradley	W	77-72
	at UNI	W	70-45
2013-14	at UNI	W	78-65
	at Bradley	W	81-77
2014-15	at Bradley	W	70-51
	at UNI	W	74-68
2015-16	at Bradley	W	55-47
	at UNI	W	65-41
	$at Moline	W	46-45
2016-17	at Bradley	W	72-53
	at UNI	W	70-50
	$at Moline	W	69-39
2017-18	at Bradley	W	51-40
	at UNI	W	63-50
2018-19	at Bradley	W/OT	81-78
	at UNI	W	61-57
2019-20	at Bradley	L	61-47
	at UNI	W	64-57

Drake
(Drake leads 67-23)

1975-76	at UNI	W	84-39
1976-77	at Drake	L	54-76
1977-78	at UNI	L	44-77
	at UNI	L	45-66
	at Drake	L	67-93
1978-79	at UNI	L	58-77
	at Drake	L	60-92
	at Drake	L	43-107
1979-80	at Drake	L	53-77
1980-81	at Drake	L	63-91
1983-84	at Drake	L	41-85
	at UNI	L	68-88
1984-85	at UNI	W	80-79
	at Drake	L	81-114
1985-86	at UNI	L	76-86
	at Drake	L	60-97
1986-87	at UNI	L	68-88
	at Drake	L	61-90
1987-88	at Drake	L	53-77
	at UNI	L	52-67
1988-89	at Drake	L	72-108
	at UNI	L	61-70
1989-90	at UNI	L	69-77
	at Drake	L	56-60
1990-91	at Drake	L	66-81
	at UNI	L	47-68
1991-92	at UNI	L	58-72
	at Drake	L	59-69
1992-93	at Drake	L	106-112
	at UNI	L	71-76
1993-94	at UNI	L	50-80
	at Drake	L	64-80
1994-95	at Drake	L	61-88
	at UNI	L	62-81
1995-96	at UNI	W	91-88
	at Drake	L	67-77
1996-97	at Drake	L	74-90
	at UNI	L	73-78
1997-98	at Drake	L	79-99
1997-98	at UNI	L	59-89
1998-99	at UNI	W	84-73
	at Drake	W	69-81
1999-00	at UNI	L	69-78
	at UNI	L	46-87
	$at Missouri St.	L	65-80
2000-01	at UNI	L	65-75
	at Drake	L	69-91
2001-02	at Drake	W	81-66
	at UNI	L	58-70
2002-03	at Drake	L	51-62
	at UNI	W	53-50
2003-04	at Drake	L	58-65
	at UNI	L	53-59
	$at Missouri St.	L	54-66
2004-05	at Drake	W	68-54
	at UNI	W	66-48
2005-06	at UNI	W	69-46
	at Drake	L	58-60
2006-07	at Drake	W	61-55
	at UNI	W	73-68
2007-08	at Drake	L	63-66
	at UNI	W	72-70
2008-09	at Drake	L	60-70
	at UNI	W	60-58
	$at St. Charles	L	57-68
2009-10	at Drake	W	59-46
	at UNI	W	62-43
2010-11	at Drake	W	89-51
	at UNI	W	74-55
2011-12	at Drake (OT)	W	82-77
	at UNI	W	68-66
2012-13	at Drake	L	55-63
	at UNI	L	67-82
2013-14	at UNI	L	64-66
	at Drake (OT)	W	99-97
2014-15	at UNI	L	72-76
	at Drake	L	67-87
2015-16	at Drake	W	79-73
	at UNI	W	85-74
	at UNI	W	64-58
2016-17	at UNI (2OT)	L	79-88
	at Drake	L	57-70
	$at Moline (OT)	L	69-74
2017-18	at Drake	L	64-81
	at UNI	L	67-72
	$at Moline	L	63-75
2018-19	at UNI	L	64-88
	at Drake	L	61-76
2019-20	at Drake	L	104-87
	at UNI	W	91-78

Evansville
(UNI leads 38-19)

1994-95	at UNI	L	59-69
	at Evansville	L	62-68
1995-96	at Evansville	W	78-60
	at UNI	W	79-77
1996-97	at Evansville	W	76-64
	at UNI	W	61-58
1997-98	at Evansville	W	80-69
	at UNI	W	63-60
1998-99	at Evansville	W	58-54
	at UNI	L	57-60
1999-00	at UNI	L	63-75
	at Evansville	L	52-58
2000-01	at Evansville	W	72-68
	at UNI	L	55-80
2001-02	at Evansville	L	69-73
	at UNI	L	75-86
	$at Missouri St.	L	69-70
2002-03	at Evansville	W	74-55
	at UNI	W	72-66
2003-04	at Evansville	W	68-52
	at UNI	L	67-76
2004-05	at UNI	L	61-64
	at Evansville	W	47-44
	$at Illinois State	W	58-47
2005-06	at UNI	L	65-79
	at Evansville	W	53-47
2006-07	at Evansville	L	54-56
	at UNI	L	49-75
	$at Drake	L	57-58
2007-08	at Evansville	L	52-57
	at UNI	L	55-57
	$at St. Charles	L	56-79
2008-09	at Evansville	W	62-43
	at UNI (OT)	W	65-62
2009-10	at Evansville	W	99-67
	at UNI	W	71-52
2010-11	at Evansville	W	69-37
	at UNI	W	69-33
2011-12	at UNI	W	61-51
	at Evansville	W	58-53
2012-13	at Evansville	W	75-64
	at UNI	W	70-57
2013-14	at Evansville	W	64-56
	at UNI	L	50-59
2014-15	at Evansville	W	58-44
	at UNI	W	89-44
2015-16	at UNI	W	62-51
	at Evansville	W	61-48
2016-17	at UNI	W	54-40
	at Evansville	W	62-36
	$at Moline	W	82-58
2017-18	at UNI	W	65-41
	at Evansville	W	85-60
2018-19	at Evansville	W	74-46
	at UNI	W	95-46
2019-20	at UNI	W	76-60
	at Evansville	W	67-49

Illinois State
(Illinois State leads 45-36)

1976-77	at UNI	W	70-55
1977-78	at Illinois State	L	50-91
1983-84	at UNI	L	60-80
	at Illinois State	L	42-75
1984-85	at Illinois State	L	65-99
	at UNI	L	68-98
1985-86	at UNI	L	64-86
	at Illinois State	L	62-83
1986-87	at UNI	L	65-81
	at Illinois State	L	59-79
1987-88	at UNI	L	72-86
	at Illinois State	L	67-89
1988-89	at UNI	L	68-93
	at Illinois State	L	65-83
1989-90	at Illinois State	L	68-82
	at UNI	L	58-81
1990-91	at UNI	L	66-72
	at Illinois State	L	63-80
1991-92	at UNI	L	59-79
	at Illinois State	L	54-75
1992-93	at Illinois State	L	67-72
	at UNI	L	66-67
1993-94	at Illinois State	L	59-67
	at UNI	W	82-78
1994-95	at UNI	W	63-56
	at Illinois State	L	51-77
1995-96	at Illinois State	L	65-76
	at UNI	L	69-75
1996-97	at Illinois State	L	61-71
	at UNI	L	66-68
1997-98	at Illinois State	L	70-83
	at UNI	W	78-68
1998-99	at UNI	W	65-49
	at Illinois State	L	61-74
1999-00	at UNI	W	72-53
	at Illinois State	W	73-53
2000-01	at UNI	W	76-65
	at UNI	W	80-76
2001-02	at UNI	W	53-44
	at Illinois State	W	71-57
2002-03	at UNI	W	69-55
	at Illinois State	W	71-59
2003-04	at Illinois State	L	74-83
	at UNI	W	73-63
2004-05	at UNI	W	64-56
	at Illinois State	W	69-64
	at Illinois State	L	48-58
2005-06	at UNI	W	75-69
	at Illinois State	W	61-53
	$at Missouri St.	W	70-62
2006-07	at UNI	L	60-58
	at Illinois St. (OT)	W	74-73
2007-08	at Illinois State	L	53-74
	at UNI	W	64-62
2008-09	at UNI	L	55-67
	at Illinois St. (OT)	W	76-73
2009-10	at UNI	L	64-70
	at Illinois State	L	66-69
	$at St. Charles	W	61-59
2010-11	at Illinois State	L	60-69
	at UNI	W	72-54
2011-12	at UNI	W	79-73
	at Illinois State	L	68-84
2012-13	at Illinois State	L	41-72
	at UNI	L	61-66
2013-14	at Illinois State	W	83-63
	at UNI	W	89-70
	$at St. Charles	L	63-65
2014-15	at UNI	W	71-43
	at Illinois State	W	59-52
2015-16	at UNI	W	65-51
	at Illinois State	W	61-35
2016-17	at Illinois State	W	78-40
	at UNI	W	82-51
2017-18	at Illinois State	W	58-36
	at UNI	W	66-48
	$at Moline	W	56-36
2018-19	at Illinois State	L	64-66
	at UNI	L	53-54
2019-20	at Illinois State	L	65-57
	at UNI	L(OT)	69-61

Indiana State
(Indiana State leads 42-35)

1983-84	at UNI	L	65-68
	at Indiana State	L	49-70
1984-85	at Indiana State	L	71-83
	at UNI	L	58-62
1985-86	at UNI	L	64-69
	at Indiana State	L	50-85
1986-87	at UNI	W	84-78
	at Indiana State	L	70-81
1987-88	at UNI	L	72-85
	at Indiana State	L	80-85
1988-89	at UNI	L	67-72
	at Indiana State	L	67-75
1989-90	at Indiana State	L	68-81
	at UNI	W	69-67
1990-91	at UNI	W	71-64
	at Indiana State	L	76-97
1991-92	at UNI	L	53-58
	at Indiana State	L	40-80
1992-93	at UNI	W	74-69
	at Indiana State	W	78-59
1993-94	at UNI	L	50-70
	at UNI	L	63-77
1994-95	at UNI	L	54-70
	at Indiana State	L	59-79
1995-96	at UNI	L	70-86
	at UNI	W	76-67
1996-97	at Indiana State	W	61-60
	at UNI	W	67-61
1997-98	at Indiana State	W	72-64
	at UNI	L	60-67
1998-99	at UNI	L	58-63
	at Indiana State	W	75-66
	$at Drake	L	58-61
1999-00	at UNI	W	77-62
	at Indiana State	W	69-66
2000-01	at Indiana State	W	64-49
	at UNI	W	62-55
2001-02	at UNI	W	67-61
	at Indiana State	L	65-70
2002-03	at UNI	L	88-90
	at Indiana State	L	73-101
	at UNI	L	54-83
2003-04	at Indiana State	L	61-72
	at UNI	W	60-58
2004-05	at UNI	L	70-74
	at Indiana State	L	56-75
2005-06	at UNI	L	74-62
	at Indiana State	L	53-41
2006-07	at UNI	W	69-66
	at Indiana State	L	78-54
2007-08	at Indiana St. (OT)	L	69-73
	at UNI	W	68-65
2008-09	at UNI	L	59-66
	at Indiana St. (OT)	L	51-56
2009-10	at UNI	W	85-68
	at Indiana State	L	62-70
2010-11	at Indiana State	W	71-46
	at UNI	W	73-46
2011-12	at UNI	L	62-68
	at Indiana State	L	60-71
2012-13	at Indiana State	W	54-52
	at UNI	W	75-49
	$at St. Charles	W	71-60
2013-14	at Indiana State	L	53-60
	at UNI	L	72-85
2014-15	at Indiana State	W	57-55
	at UNI	W	64-29
2015-16	at UNI	W	53-42
	at Indiana State	W	61-45
2016-17	at UNI	W	59-47
	at Indiana St (OT)	W	61-59
2017-18	at UNI	W	59-53
	at Indiana State	W	56-46
2018-19	at Indiana State	W	71-51
	at UNI	W	71-63
2019-20	at UNI	W	73-43
	at Indiana State	L	65-63

Loyola
(UNI leads 13-3)

1983-84	at Loyola	L	58-94
1984-85	at UNI	L	62-70
2013-14	at UNI	W	70-59
	at Loyola	W	73-49
2014-15	at Loyola	W	75-58
	at UNI	W	69-64
2015-16	at Loyola	L	60-64
	at UNI	W	63-52
2016-17	at UNI	W	68-30
	at Loyola	W	89-43
2017-18	at UNI	W	70-41
	at Loyola	W	64-39
2018-19	at UNI	W	64-52
	at Loyola	W	71-65
2019-20	at UNI	W	70-50
	at Loyola	W	73-70

Missouri State
(Missouri State leads 56-28)

1980-81	at UNI	W	74-71
1981-82	at Missouri State	W	71-66
1983-84	at UNI	L	58-81
	at Missouri State	L	59-83
1984-85	at UNI	L	65-89
	at Missouri State	L	68-98
1985-86	at Missouri State	W	82-81
	at UNI	W	80-74
1986-87	at UNI	L	82-93
	at Missouri State	L	63-97
1987-88	at Missouri State	L	66-85
	at UNI	W	90-80
1988-89	at UNI	L	62-73
	at Missouri State	L	64-69
1989-90	at UNI	L	56-65
	at Missouri State	L	48-73
1990-91	at Missouri State	L	43-87
	at UNI	L	47-74
1991-92	at UNI	L	44-89
	at Missouri State	L	45-86
1992-93	at UNI	L	63-84
	at Missouri State	L	54-84
1993-94	at UNI	L	46-80
	at Missouri State	L	55-87
1994-95	at UNI	L	62-81
	at Missouri State	L	38-71
1995-96	at UNI	L	64-83
	at Missouri State	L	63-75
	$at Drake	L	67-83
1996-97	at UNI	L	64-80
	at Missouri State	L	58-66
1997-98	at Missouri State	L	59-94
	at UNI	L	66-73
	at Missouri State	L	58-82
1998-99	at Missouri State	L	67-80
	at UNI	L	53-69
1999-00	at Missouri State	L	41-59
	at UNI	W	75-67
2000-01	at Missouri State	L	81-90
	at UNI	W	99-80
	at Missouri State	L	54-86
2001-02	at UNI	L	55-56
	at UNI	W	79-62
2002-03	at Missouri State	L	51-90
	at UNI	W	91-81
2003-04	at UNI	L	65-80
	at Missouri State	L	54-68
2004-05	at UNI	W	65-55
	at Missouri State	L	61-48
2005-06	at Missouri State	W	64-47
	at UNI	W	66-47
	at Missouri State	L	62-59
2006-07	at Missouri State	L	72-70
	at UNI	W	90-72
2007-08	at UNI	L	55-78
	at Missouri State	L	56-73
2008-09	at Missouri State	W	65-62
	at UNI	W	72-64
2009-10	at Missouri State	L	80-90
	at UNI	L	79-95
2010-11	at UNI	W	80-69
	at Missouri State	W	67-59
	$at St. Charles	W	69-41
2011-12	at UNI	W	62-54
	at Missouri State	L	68-80
2012-13	at UNI	W	75-52
	at Missouri State	W	82-78
2013-14	at Missouri State	W	68-60
	at UNI	W	79-60
2014-15	at UNI	W	64-56
	at Missouri State	L	70-72
2015-16	at Missouri State	W	65-60
	at UNI (OT)	L	75-78
	$at Moline	L	58-71
2016-17	at Missouri State	W	61-54
	at UNI	W	65-64
2017-18	at Missouri State	L	52-62
	at UNI	L	52-57
	$at Moline	W	70-58
2018-19	at UNI	L	58-63
	at Missouri State	L	48-58
	$at Moline	L	64-89
2019-20	at Missouri State	L	80-66
	at UNI	L	66-55

Southern Illinois
(UNI leads 43-34)

1983-84	at So. Illinois	L	47-79
	at UNI	L	37-83
1984-85	at So. Illinois	L	51-53
	at UNI	L	57-68
1985-86	at UNI	L	47-84
	at So. Illinois	L	40-69
1986-87	at So. Illinois	L	65-98
	at UNI	L	64-87
1987-88	at So. Illinois	L	39-71
	at UNI	L	58-60
1988-89	at UNI	L	43-56
	at UNI	L	59-79
1989-90	at So. Illinois	L	59-78
	at UNI	L	61-75
1990-91	at UNI	L	48-74
	at So. Illinois	L	40-82
1991-92	at So. Illinois	L	59-67
	at UNI	W	60-59
1992-93	at UNI	L	62-86
	at So. Illinois	L	68-92
1993-94	at So. Illinois	L	61-75
	at UNI	W	75-64
1994-95	at So. Illinois	L	53-63
	at UNI	L	64-78
1995-96	at UNI	L	59-83
	at So. Illinois	L	54-84
1996-97	at UNI	L	68-71
	at So. Illinois	L	75-84
1997-98	at UNI	W	68-54
	at So. Illinois	W	61-47
1998-99	at So. Illinois	W	75-47
	at UNI	W	65-51
1999-00	at So. Illinois	W	57-49
	at UNI	W	71-57
2000-01	at So. Illinois	W	83-74
	at UNI	W	79-55
2001-02	at UNI	W	79-42
	at So. Illinois	L	55-63
2002-03	at UNI	W	83-53
	at So. Illinois	W	74-69
2003-04	at UNI	W	90-55
	at So. Illinois	W	70-68
2004-05	at So. Illinois	W	64-40
	at UNI	W	72-43
2005-06	at So. Illinois	W	59-48
	at UNI	W	49-40
2006-07	at UNI	L	79-74
	at So. Illinois	L	49-46
2007-08	at UNI	W	64-52
	at So. Illinois	W	74-69
2008-09	at UNI	W	54-41
	at So. Illinois	L	40-58
2009-10	at UNI	W	64-43
	at So. Illinois	W	71-62
2010-11	at UNI	W	79-39
	at So. Illinois	W	68-41
2011-12	at So. Illinois	W	70-66
	at UNI	W	73-51
2012-13	at UNI	W	76-59
	at So. Illinois	W	74-60
2013-14	at UNI	W	87-53
	at So. Illinois	W	78-48
2014-15	at UNI	W	79-70
	at So. Illinois	L	75-79
	$at St. Charles	W	59-50
2015-16	at UNI	L	60-65
	at So. Illinois	W	73-64
	$at Moline	W	67-43
2016-17	at UNI	W	79-49
	at So. Illinois	L	59-64
2017-18	at So. Illinois (OT)	L	53-60
	at UNI	W	71-63
2018-19	at UNI	W	65-53
	at So. Illinois	W	76-67
	$at Moline	W	66-63
2019-20	at So. Illinois	W	60-57
	at UNI	W(OT)	71-66

Valparaiso
(UNI leads 7-3)

11/30/91	at UNI	L (ot)	88-85
12/12/92	at Valparaiso	W	82-72
11/18/05	at Valparaiso	L	62-48
11/16/06	at UNI	W	67-49
2017-18	at UNI	W	77-56
	at Valparaiso	W	76-53
2018-19	at UNI	W	71-52
	at Valparaiso	W	64-56
2019-20	at UNI	W	77-70
	at Valparaiso	L	72-69

$MVC Tournament game

9 UNI (86-94).indd 92 11/23/2020 3:54:36 PM

NORTHERN IOWA YEAR-BY-YEAR RESULTS

1981-82 (22-9)
Coach: J.D. Anderson

N18	at Wartburg	W	83-55
N20	St. Ambrose	W	67-51
N27	!at Nebraska-Omaha	L	54-71
N28	!vs. Wyoming	L	72-79
D4	^Missouri State	W	71-66
D5	^UW-Milwaukee	W	80-55
D7	Loras	W	80-66
D11	&vs. Marycrest	W	87-59
D12	&at Augustana (Ill.)	W	66-52
D15	Grand View	L	72-76
D18	at South Dakota State	W	73-43
D19	at Augustana (S.D.)	W	66-60
J7	at Central	W	71-64
J8	at Grand View	W	71-63
J15	$vs. North Central (Ill.)	W	71-66
J16	$at Northern Illinois	L	51-58
J19	#Luther	W	74-42
J22	#vs. Northern State	W	72-67
J23	vs. Grand View	L	51-52
J26	Iowa	L	68-74
F1	Marycrest	W	95-64
F5	Northwestern	W	79-55
F6	NE Missouri State	W	89-72
F9	Central	W	74-53
F12	at Marquette	L	68-72
F13	at UW-Milwaukee	W	71-61
F15	Upper Iowa	W	81-62
F19	* vs. St. Ambrose	L	65-71
M11	* vs. NE Missouri St.	W	68-60
M12	* vs. William Penn	L	58-67
M13	* vs. SEMO	W	59-56

!Nebraska-Omaha Pepsi Classic; ^Peach Basket Invite; &Augustana (Ill.) Tourney; $Northern Ill. Tourney; #Mankato St. Tourney; *AIAW Region 6 Tourney

1982-83 (17-11)
Coach: J.D. Anderson

N19	!vs. Nebraska-Omaha	W	78-62
N20	!at Augustana (S.D.)	W	57-45
N26	#vs. St. Francis	W	78-58
N27	#vs. Oklahoma City	L	55-62
N28	#vs. UW-La Crosse	L	58-70
D3	St. Cloud State	W	62-58
D3	Mankato State	L	69-71
D7	at St. Ambrose	W	73-57
D8	*William Penn	W	74-52
D18	Western Illinois	W	78-47
J8	Mt. Mercy	W	77-48
J11	at NE Missouri State	W	73-63
J12	at Iowa	L	65-66
J15	Marquette	W	76-45
J17	Illinois-Chicago	W	91-72
J18	at Central	L	61-73
J19	at Grand View (OT)	L	76-79
J21	*vs. St. Cloud State	L	56-72
J22	*vs. Winona State	W	83-51
J22	*vs. Northern State	L	60-74
J29	at Saint Louis	W	67-36
J30	at SIUE	W	81-59
F5	Augustana (S.D.)	L	71-72
F8	at Mt. Mercy	W	67-52
F11	at DePaul (OT)	L	54-59
F12	at Illinois-Chicago	W	65-54
F18	UW-Milwaukee	W	81-80
F19	at Iowa State	L	66-77

!Augustana Invite; #Nebraska-Omaha Pepsi Classic; ^Peach Basket Classic; *Mankato St. Tournament

1983-84 (2-25; 1-17 GC)
Coach: J.D. Anderson

N19	at Missouri	L	47-110
N21	at Central Missouri	L	61-88
N28	St. Ambrose	L	46-68
D1	Iowa	L	62-71
D2	St. Cloud State	L	63-78
D9	Iowa State	W	73-65
D17	at Loyola	L	58-94
D20	at Illinois-Chicago	L	44-74
D21	at Wisconsin	L	48-76
J4	*Missouri State	L	58-81
J6	*Wichita State	L	57-100
J12	*at Eastern Illinois	L	51-77
J14	*at Southern Illinois	L	47-79
J19	*Indiana State	L	65-68
J21	*Illinois State	L	60-80
J27	*at Drake	L	41-85
F2	*at Bradley	L	55-104
F4	*at Western Illinois	L	63-88
F9	*Southern Illinois	L	37-83
F11	*Eastern Illinois	L	57-86
F16	*at Illinois State	L	42-75
F18	*at Indiana State	L	49-70
F24	*Drake	L	68-88
F29	*Western Illinois	W	95-88
M2	*Bradley	L	76-77
M5	*at Wichita State	L	59-88
M7	*at Missouri State	L	59-83

*Gateway game

1984-85 (5-23; 3-15 GC)
Coach: Kim Mayden

N28	at St. Ambrose	L	46-72
D1	at Wisconsin	L	52-61
D6	at Iowa State	L	60-97
D8	St. Cloud State	L	53-84
D13	Eastern Washington	L	60-80
D19	Illinois-Chicago	L	65-84
D22	Loyola	L	62-80
J4	*Bradley	L	70-99
J6	*Western Illinois	L	69-103
J9	Grand View	W	77-73
J11	*Drake	W	80-79
J15	DePaul	L	59-77
J17	*at Southern Illinois	L	51-53
J19	*at Eastern Illinois	L	59-79
J24	*Missouri State	L	65-89
J26	*Wichita State	L	75-89
F1	*at Illinois State	L	65-99
F3	*at Indiana State	L	71-83
F8	*at Drake	L	81-114
F11	Loras	W	82-52
F14	*Eastern Illinois	L	76-80
F16	*Southern Illinois	L	57-68
F21	*at Wichita State	W	56-55
F23	*at Missouri State	L	68-98
F27	*Indiana State	L	58-62
M1	*Illinois State	L	68-98
M4	*at Bradley	L	74-87
M6	*at Western Illinois	W	96-86

*Gateway game

1985-86 (9-18; 4-14 GC)
Coach: Kim Mayden

N22	#vs. UNLV	L	65-79
N23	#vs. UTEP	W	73-65
N30	Montana State	W	73-69
D3	Wisconsin	L	48-72
D11	Iowa State	L	70-84
D13	William Penn	L	68-76
D21	Winona State	W	89-77
J2	*at Western Illinois	W	74-72
J4	*at Bradley	L	63-75
J9	*Illinois State	L	64-86
J11	*Indiana State	L	72-73
J13	Loras	W	88-70
J18	*Drake	L	76-86
J23	*at Wichita State	L	61-78
J25	*at Missouri State	W	82-81
J31	*Eastern Illinois	W	87-78
F1	*Southern Illinois	L	47-84
F7	*at Indiana State	L	50-85
F9	*at Illinois State	L	62-83
F12	St. Ambrose	W	77-69
F15	*at Drake	L	60-97
F20	*Missouri State	W	80-74
F22	*Wichita State	L	57-88
F28	*at Southern Illinois	L	40-69
M1	*at Eastern Illinois	L	56-80
M3	*Bradley	L	75-98
M5	*at Western Illinois	L	71-72

#Arizona State Dial Classic; *Gateway game

1986-87 (6-20; 4-14 GC)
Coach: Kim Mayden

N29	Md.-Baltimore County	W	84-68
D2	at Iowa State	L	41-76
D5	#at Northern Illinois	L	72-86
D6	#vs. Missouri	L	54-85
D11	Illinois-Chicago	W	95-84
D20	Chicago State	L	76-82
D30	*Drake	W	64-61
J3	*at Eastern Illinois	L	78-87
J5	*at No. 19 So. Illinois	L	65-98
J8	*Illinois State	L	65-81
J11	*Indiana State	W	84-78
J15	*at Western Illinois	W	81-75
J17	*at Bradley	L	68-86
J24	*Wichita State	L	72-95
J26	*Missouri State	L	82-93
J29	*No. 16 So. Illinois	L	64-87
J31	*Eastern Illinois	L	70-81
F3	Creighton	L	75-82
F5	*at Indiana State	L	70-81
F7	*at Illinois State	L	59-79
F12	*Bradley	L	82-90
F14	*Western Illinois	W	56-52
F19	*at Missouri State	L	63-95
F21	*at Wichita State	L	55-75
F25	at Marquette	L	64-78
F28	*at Drake	L	61-90

#Northern Illinois Invite; *Gateway game

1987-88 (9-17; 4-14 GC)
Coach: Kim Mayden

N27	at Stetson	L	76-82
N28	at Florida Southern	W	62-55
D2	Loras	W	86-66
D5	at Creighton	L	72-113
D10	at Illinois-Chicago	W	73-55
D12	at Chicago State	W	68-48
D19	Iowa State	L	66-88
D29	*at Wichita State	L	54-103
D31	*at Missouri State	L	66-85
J2	*Illinois State	L	72-86
J4	*Indiana State	L	72-85
J7	*at Eastern Illinois	L	66-78
J9	*at Southern Illinois	L	39-71
J14	*Bradley	W	87-79
J16	*Western Illinois	L	72-75
J23	*at Drake	L	53-77
J28	*at Indiana State	L	80-85
J30	*at Illinois State	L	67-89
F4	*Southern Illinois (OT)	L	58-60
F6	*Eastern Illinois	L	75-90
F11	*at Western Illinois	W	75-72
F13	*at Bradley	L	72-98
F18	UW-Green Bay	W	61-54
F20	*Drake	L	52-67
F25	*Missouri State	W	90-80
F27	*Wichita State	W	80-58

*Gateway game

1988-89 (7-18; 4-14 GC)
Coach: Kim Mayden

N27	at Saint Louis	L	42-67
N29	at Arkansas State	L	73-89
D9	at UW-Green Bay	L	54-80
D10	#vs. Colorado State	L	56-60
D19	#Marquette	W	68-61
D21	Illinois-Chicago	W	65-55
J2	*Missouri State	L	62-73
J4	*Wichita State	W	84-77
J7	*at Eastern Illinois	L	59-69
J9	*at Southern Illinois	L	43-56
J12	*Indiana State	L	67-72
J14	*Illinois State	L	68-93
J18	Chicago State	W	95-37
J21	*at Drake	L	72-108
J26	*at Bradley	L	57-60
J28	*at Western Illinois	L	83-101
F2	*Southern Illinois	L	59-79
F4	*Eastern Illinois	W	91-81
F9	*at Illinois State	L	65-83
F11	*at Indiana State	L	67-75
F18	*Drake	L	61-70
F23	*Western Illinois	L	77-86
F25	*Bradley	W	76-62
M1	*at Wichita State	W	83-78
M3	*at Missouri State	L	64-69

#Wisconsin-Green Bay Tourney; *Gateway game

1989-90 (5-22; 2-16 GC)
Coach: Terri Lasswell

N25	Central Missouri State	L	66-86
D1	#vs. Northern Arizona	W	59-55
D2	#at SW Texas State	L	38-56
D5	at Iowa State	L	52-76
D8	!at UW-Green Bay	L	50-79
D9	!vs. Oklahoma	L	76-78
D22	at Nebraska	L	48-80
J2	*Bradley	L	62-68
J4	*Western Illinois	W	84-66
J6	*Drake	L	69-77
J11	*at Southern Illinois	L	59-78
J13	*at Eastern Illinois	L	67-79
J18	*Missouri State	L	56-65
J20	*Wichita State	L	68-83
J25	*at Illinois State	L	68-82
J27	*at Indiana State	L	68-81
F1	Chicago State	W	77-58
F3	*at Drake (OT)	L	56-60
F8	*Eastern Illinois	L	62-77
F10	*Southern Illinois	L	61-75
F16	*at Wichita State	L	67-68
F18	*at Missouri State	L	48-73
F20	Creighton	W	107-80
F22	*Indiana State	W	69-67
F24	*Illinois State	L	58-81
M1	*at Western Illinois	L	77-88
M3	*at Bradley	L	68-88

#Southwest Texas St. Coca Cola Jamboree; !Days Inn Phoenix Classic; *Gateway game

1990-91 (6-21; 3-15 GC)
Coach: Terri Lasswell

N24	UW-Milwaukee	W	68-64
N26	UW-Green Bay	L	60-78
D2	at Creighton	L	58-93
D8	at Chicago State	W	63-54
D10	at Illinois-Chicago	L	64-66
D14	Nebraska	L	56-71
D16	Iowa State	L	56-67
D29	at Colorado State	W	53-49
D30	at Wyoming	L	48-67
J2	*at Western Illinois	L	71-78
J4	*at Bradley	L	60-75
J6	*Illinois State	L	66-72
J8	*Indiana State	W	71-64
J12	*at Drake	L	66-81
J18	*at Wichita State	W	65-57
J20	*at Missouri State	L	43-87
J24	*Eastern Illinois	L	61-68
J26	*Southern Illinois	L	48-74
J31	*at Indiana State	L	76-97
F2	*at Illinois State	L	63-80
F9	*Drake	L	47-68
F14	*Missouri State	L	47-74
F16	*Wichita State	W	68-56
F21	*at Southern Illinois	L	40-82
F23	*at Eastern Illinois	L	64-68
F28	*Bradley	L	50-90
M2	*Western Illinois	L	67-69

*Gateway game

1991-92 (4-23; 3-15 GC)
Coach: Terri Lasswell

N26	at UW-Milwaukee	L	66-78
N30	Valparaiso (OT)	L	85-88
D6	!at Kansas	L	34-82
D7	!vs. St. John's	L	54-70
D14	at Iowa State	L	46-64
D20	at Creighton	L	61-87
D22	Illinois-Chicago	L	60-62
D29	Colorado State	W	71-68
J4	*Drake	L	58-72
J9	*at Eastern Illinois	L	69-74
J11	*at Southern Illinois	L	59-67
J16	*Illinois State	L	59-79
J18	*Indiana State	L	53-58
J23	*at Western Illinois	L	85-92
J25	*at Bradley	L	75-87
J30	*Wichita State	L	71-82
F1	*No. 18 Missouri State	L	44-89
F6	*at Southern Illinois	W	60-59
F8	*Eastern Illinois	W	76-62
F13	*at Indiana State	L	40-80
F15	*at Illinois State	L	54-75
F20	*Bradley	L	78-81
F22	*Western Illinois	W	75-68
F27	*at No. 10 Missouri St.	L	45-86
F29	*at Wichita State	L	70-86
M5	NorthEastern Illinois	L	60-66
M7	*at Drake	L	59-69

!Dial Classic; *Gateway game

1992-93 (10-17; 4-12 MVC)
Coach: Terri Lasswell

D1	at UMKC	L	41-57
D3	at Kansas State	L	55-61
D6	Wyoming	L	52-62
D8	at Western Illinois	W	65-62
D10	at NE Illinois	W	66-58
D12	at Valparaiso	W	82-72
D20	Iowa State	W	68-50
J9	*at Illinois State	L	67-72
J11	*at Bradley	L	73-79
J14	*Wichita State	W	75-69
J18	*Missouri State	L	63-84
J21	at Saint Louis	W	78-59
J23	*at Drake (4OT)	L	106-112
J25	*Creighton	L	66-90
J28	*Southern Illinois	L	62-86
J30	*Indiana State	W	74-69
F4	*at Creighton	L	41-76
F6	*Drake (OT)	L	71-76
F9	Kansas	L	73-75
F11	*at Indiana State	W	78-59
F13	*at Southern Illinois	L	68-92
F18	*at Missouri State	L	54-84
F22	*at Wichita State	L	52-87
F25	Chicago State	W	95-61
F27	*Bradley	W	87-75
M1	*Illinois State	L	66-67
M4	^at Creighton	L	73-86

*MVC game; ^MVC Tournament

1993-94 (6-20; 2-14 MVC)
Coach: Terri Lasswell

N19	Western Illinois	L	56-65
N29	UMKC	W	69-62
D3	!vs. Western Michigan	L	72-94
D4	!vs. Morehead State	W	80-75
D18	at Arizona State	L	69-84
D20	at Northern Arizona	L	56-60
D28	Nebraska	L	65-77
D30	Minnesota	L	59-90
J2	*at Southern Illinois	L	61-75
J4	*at Indiana State	L	50-70
J7	*Wichita State	L	69-86
J9	*Missouri State	L	46-80
J15	*at Bradley	L	73-89
J17	Saint Louis	W	80-66
J20	*at Illinois State	L	59-67
J22	at Chicago State	W	80-62
J27	*Drake	L	50-80
J29	*Creighton	L	68-81
F3	*at Missouri State	L	55-87
F5	*at Wichita State	L	59-67
F11	*Bradley	L	53-73
F17	*Illinois State (OT)	W	82-78
F24	*at Creighton	L	62-91
F26	*at Drake	L	64-80
M3	*Indiana State	L	63-77
M5	*Southern Illinois	W	75-64

!Indiana Full-o-Pep Classic; *MVC game

1994-95 (4-22; 1-17 MVC)
Coach: Terri Lasswell

D2	!at Washington State	L	73-112
D3	!vs. Utah	L	48-89
D6	Kansas	L	38-83
D10	at Minnesota	L	44-89
D18	at Nebraska	L	56-87
D20	at UMKC	W	82-62
D28	UW-Milwaukee	W	67-47
D30	Northern Arizona	W	71-70
J4	*at Bradley	L	48-87
J7	*Creighton	L	62-83
J9	*at Drake	L	61-88
J16	*Wichita State	L	69-86
J18	*Missouri State	L	62-81
J21	*at Evansville	L	59-69
J23	*at Southern Illinois	L	53-63
J26	*Illinois State	W	63-56
J28	*Indiana State	L	54-70
F2	*Drake	L	62-81
F5	*at Creighton	L	68-83
F9	*at Missouri State	L	38-71
F11	*at Wichita State	L	50-78
F16	*Evansville	L	62-68
F18	*Southern Illinois	L	64-78
F23	*at Indiana State	L	59-79
F26	*at Illinois State	L	51-77
M4	*Bradley	L	56-72

!Dial Classic; *MVC game

1995-96 (7-20; 6-12 MVC)
Coach: Tony DiCecco

D2	!at Kansas	L	71-95
D3	!vs. St. Joseph's	L	64-68
D6	at Iowa State	L	66-96
D15	Minnesota	L	68-80
D17	UMKC	W	68-47
D28	at Buffalo	L	65-73
D29	at Niagara	L	85-88
J2	at Indiana State	L	70-86
J4	at Illinois State	L	65-76
J7	*Missouri State	L	64-83
J9	Wichita State	L	62-68
J11	at Creighton	L	67-73
J16	Wisconsin	L	68-95
J18	Evansville	W	78-60
J20	Southern Illinois	L	59-83
J27	Bradley	L	63-75
F1	at Missouri State	L	63-75
F3	at Wichita State	L	76-82
F8	Drake	W	91-88
F10	Creighton	W	78-76
F15	at Evansville (OT)	W	79-77
F17	at Southern Illinois	L	54-84
F20	at Drake	L	67-77
F24	at Bradley (OT)	W	87-82
F28	Illinois State	L	69-75
M2	Indiana State	W	76-67
M7	^vs. Missouri State	L	67-83

!Dial Soap Classic; *MVC game; ^MVC Tournament

1996-97 (10-16; 5-13 MVC)
Coach: Tony DiCecco

N22	#at Nevada	L	53-70
N23	#vs. Weber State	W	93-75
N26	Buffalo	L	67-75
N29	Niagara	W	85-56
D3	at Wisconsin	L	50-97
D8	Iowa State	W	74-73
D14	at UW-Milwaukee	W	78-60
D22	at CS Northridge	W	77-51
D29	*Southern Illinois	L	68-71
D31	*Evansville	W	76-64
J3	*at Creighton	L	68-73
J5	*at Drake	L	74-90
J11	*Missouri State	L	64-80
J13	*Wichita State	L	64-80
J18	*at Bradley	L	65-69
J23	*at Indiana State	W	61-60
J25	*at Illinois State	L	61-71
J30	*Creighton	W	75-71
F1	*Drake	L	73-78
F6	*at Wichita State	L	72-79
F8	*at Missouri State	L	58-66
F15	*Bradley	L	51-58
F20	*Indiana State	W	67-61
F22	*Illinois State	L	66-68
F27	*at Southern Illinois	L	75-84
M1	*at Evansville	W	61-58

#Nevada Invite; *MVC game

1997-98 (14-13; 8-10 MVC)
Coach: Tony DiCecco

N15	at Northeastern Illinois	W	75-67
N17	at Illinois-Chicago	W	87-65
N24	at Cal State-Fullerton	W	84-74
N26	at Pepperdine	L	70-80
D3	at Northern Illinois	W	91-70
D8	Chicago State	W	89-55
D14	Northeastern Illinois	W	82-68
D21	at Iowa State	L	60-77
D28	*at Creighton	L	66-82
D30	*at Drake	L	79-99
J2	*Wichita State	L	67-85
J9	*at Indiana State	W	72-64
J11	*at Illinois State	L	70-83
J17	*Southern Illinois	W	68-54
J19	*Evansville	W	80-69
J24	*Bradley	W	89-71
J29	*at No. 25 Missouri St.	L	59-94
J31	*at Wichita State	L	67-69
F5	*Illinois State	W	78-68
F7	*Indiana State (OT)	L	60-67
F11	*No. 25 Missouri State	L	66-73
F13	*at Evansville	W	63-60
F15	*at Southern Illinois	W	61-47
F21	*at Bradley	L	57-60
F26	*Creighton	W	78-72
F28	*Drake	L	59-89
M5	^at Missouri State	L	58-82

*MVC game; ^MVC Tournament

1998-99 (19-8; 12-6 MVC)
Coach: Tony DiCecco

N14	at Chicago State	W	86-51
N17	Western Illinois	W	90-54
N20	Illinois-Chicago	W	81-52
N29	Northern Illinois	W	76-48
D4	%vs. Canisius	W	86-79
D5	%vs. High Point	W	86-48
D11	at Tulsa	W	70-46
D20	No. 16 Iowa State	L	73-80
D28	*Indiana State	L	58-63
D30	*Illinois State	W	65-49
J4	*at Bradley	W	66-55
J7	*at Southern Illinois	W	75-47
J9	*at Missouri State	L	67-80
J14	*Drake	W	84-73
J16	*Creighton	W	64-59
J21	*at Wichita State	W	56-53
J28	*Bradley	W	78-61
J30	*Missouri State	L	53-69
F4	*Southern Illinois	W	65-51
F6	*Evansville	W	58-54
F11	*at Evansville	L	57-60
F16	*at Creighton	W	66-55
F21	*at Drake	L	69-81
F23	*Wichita State	W	71-54
F26	*at Indiana State	W	75-66
F28	*at Illinois State	L	61-74
M4	^vs. Indiana State (OT)	L	58-61

%Central Florida University Classic; *MVC game; ^MVC Tournament

1999-00 (15-13; 10-8 MVC)
Coach: Tony DiCecco

N15	!at Oklahoma State	L	55-73
N26	#at UMKC	W	73-56
N27	#vs. Butler	L	58-74
D3	%at Syracuse	L	63-64
D4	%vs. Memphis	W	70-60
D8	Tulsa	W	60-54
D11	BYU	W	70-45
D19	at No. 14 Iowa State	L	54-98
J2	*at Drake	L	69-78
J8	*at Southern Illinois	W	57-49
J10	*at Evansville	L	63-75
J13	*Illinois State	W	72-53
J15	*Indiana State	W	77-62
J22	*Bradley	W	70-59
J27	*at Missouri State	L	41-59
J29	*at Wichita State	L	47-60
F5	*Evansville	L	52-58
F7	*Southern Illinois	W	71-57
F10	*at Illinois State	W	73-53
F12	*at Indiana State	W	69-66
F19	*at Bradley	W	71-57
F22	*Creighton	L	72-78
F25	*Wichita State (OT)	W	83-80
F27	*Missouri State	W	75-67
M2	*at Creighton	L	59-66
M4	*Drake	L	46-87
M9	^vs. Wichita State	W	62-50
M10	^vs. Drake	L	65-80

!Preseason WNIT; #UMKC Thanksgiving Classic; %CarrierClassic; *MVC game; ^MVC Tournament

2000-01 (18-11; 12-6 MVC)
Coach: Tony DiCecco

N17	at Western Illinois	W	86-71
N19	UW-Green Bay	W	67-59
N24	!vs. Marquette	W	69-62
N25	!at St. Mary's	L	57-65
N29	UMKC	W	79-60
D2	#vs. No. 24 Illinois	W	74-70
D7	at BYU (OT)	L	68-69
D20	No. 5 Iowa State	L	73-97
D30	*at Indiana State	W	64-49
J1	*at Illinois State	W	76-65
J4	*Evansville	W	72-68
J8	*at Southern Illinois	W	83-74
J13	*Bradley	W	80-52
J18	*at Wichita State	W	70-52
J20	*at No. 14 Missouri St.	L	81-90
J26	*Creighton	W	71-61
J28	*Drake (OT)	L	65-75
F1	*at Evansville	L	55-80
F4	*Southern Illinois	W	79-55
F10	*at Bradley	L	65-70
F16	*Wichita State	W	58-49
F18	*No. 13 Missouri St.	W	99-80
F22	*at Creighton	L	64-78
F24	*at Drake	L	69-91
M1	*Indiana State	W	62-55
M3	*Illinois State	W	80-76
M8	^vs. Wichita State	W	78-67
M9	^at No. 16 Missouri St.	L	54-86
M16	$at DePaul (OT)	L	73-76

!St. Mary's Thanksgiving Classic; #Blimpie's Blast; *MVC game; ^MVC Tournament; $WNIT

2001-02 (14-16; 9-9 MVC)
Coach: Tony DiCecco

N17	!vs. Lipscomb	W	78-68
N18	!at Tennessee-Martin	W	69-53
N23	@vs. Central Florida	W	76-57
N24	@vs. Nebraska	L	74-80
N25	@vs. Hampton	L	61-67
N28	at Minnesota	L	64-80
D5	at Arkansas State	W	70-64
D7	at Arkansas	W	66-63
D9	at Missouri	L	61-79
D13	at UW-Green Bay	L	58-72
D22	at Iowa State	L	55-95
D29	*at Wichita State	W	81-73
D31	*at Missouri State	L	55-56
J4	*Illinois State	W	53-44
J6	*Indiana State	W	67-61
J12	*Bradley (OT)	W	70-68
J17	*at Creighton	L	51-59
J19	*at Drake	W	81-66
J24	*Southern Illinois	W	79-42
J26	*Evansville (OT)	L	69-73
J31	*at Illinois State	W	71-57
F2	*at Indiana State	L	65-70
F9	*at Bradley	L	52-68
F15	*Creighton	L	65-75
F17	*Drake	L	58-70
F21	*at Southern Illinois	L	55-63
F23	*at Evansville	L	75-86
F28	*Wichita State	W	87-74
M2	*Missouri State	W	79-72
M7	^vs. Evansville	L	68-70

9 UNI (86-94).indd 93 11/23/2020 3:54:36 PM

NORTHERN IOWA YEAR-BY-YEAR RESULTS

!Skyhawk Classic; @ San Juan Shootout; *MVC game; ^MVC Tournament

2002-03 (18-12; 12-6 MVC)
Coach: Tony DiCecco

N22	at UMKC	W	74-66
N26	at Iowa	L	68-98
N29	at Houston	L	74-92
N30	vs. Sam Houston St.	W	88-49
D8	No. 24 Iowa State	W	65-58
D11	Missouri	L	77-89
D13	Arkansas State	W	70-66
D22	No. 11 Mlinnesota	L	62-69
D30	at Northern Illinois	W	67-52
J2	*at Drake	L	51-62
J5	*at Creighton	L	65-86
J9	*Illinois State	W	69-55
J11	*Indiana State	L	88-90
J19	*Bradley	W	80-64
J23	*at Missouri State	L	51-90
J26	*at Wichita State	W	78-64
J31	*Evansville	W	74-55
F2	*Southern Illinois	W	83-53
F7	*at Illinois State	W	71-59
F9	*at Indiana State	L	73-101
F15	*at Bradley	L	72-76
F20	*Missouri State	W	91-81
F22	*Wichita State	W	77-58
F27	*at Evansville	W	72-66
M1	*at Southern Illinois	W	74-69
M6	*Drake	W	53-50
M8	*Creighton	W	63-55
M13	%vs Bradley	W	72-62
M14	%vs Indiana State	L	54-83
M20	at Baylor (WNIT)	L	56-58

*MVC game; %MVC Tournament

2003-04 (12-17; 7-11 MVC)
Coach: Tony DiCecco

N24	Houston	L	63-58
D2	at UW-Milwaukee	L	67-40
D4	at Illinois-Chicago	L	70-61
D 8	Iowa	L	76-67
D10	Wyoming	W	53-46
D14	UMKC	W	79-52
D22	Tennessee Tech	W	76-73
D23	vs. Fairfield	W	83-77
D30	at Iowa State	L	75-48
J2	*at Illinois State	L	83-74
J4	*at Indiana State	L	72-61
J8	*Missouri State	L	80-65
J10	*Wichita State	W	69-62
J17	*Bradley	L	53-52
J22	*at Drake	L	59-46
J25	*at Creighton	L	81-64
J29	*Southern Illinois	W	90-55
J31	*Evansville	W	68-52
F5	*at Wichita State	W	67-65
F7	*at Missouri State	L	68-54
F14	*at Bradley	L	76-70
F20	*Creighton	L	69-56
F22	*Drake	L	59-53
F27	*at Evansville	L	76-67
F29	*at Southern Illinois	W	70-68
M4	*Indiana State	W	60-58
M6	*Illinois State	W	72-63
M11	%Creighton	W	71-65
M12	%Drake	L	66-54

*MVC game; %MVC Tournament

2004-05 (20-11; 13-5 MVC)
Coach: Tony DiCecco

N20	UIC	W	72-58
N23	at Murray State	W	60-56
N26	Northern Illinois	W	74-60
N28	at Wyoming	L	45-65
D2	UW-Milwaukee	W	68-50
D5	at Iowa	L	50-77
D11	Iowa State	L	58-68
D20	vs. Northwestern	L	58-66
D21	at Puerto Rico May.	W	86-55
D22	vs Toledo	L	40-43
D28	at Chicago State	W	64-46
J1	*Wichita State	W	63-38
J3	*Missouri State	W	65-55
J8	*Bradley	W	74-66
J14	*at Southern Illinois	W	64-40
J16	*at Evansville	L	61-64
J21	*Indiana State	L	70-74
J23	*Illinois State	W	64-56
J27	*at Creighton (OT)	L	73-78
J30	*at Drake	W	68-54
F5	*Bradley	W	60-49
F10	*Southern Illinois	W	72-43
F12	*Evansville	W	47-44
F17	*at Illinois State	W	69-64
F19	*at Indiana State	L	56-75
F24	*Drake	W	66-48
F26	*Creighton	W	65-58
M3	*at Wichita State	W	60-57
M5	*at Missouri State	L	48-61
M10	%vs. Evansville	W	58-47
M11	%vs. Illinois State	L	48-58

*MVC game; %MVC Tournament

2005-06 (19-11; 12-6 MVC)
Coach: Tony DiCecco

N18	at Valparaiso	L	48-62
N26	vs Illinois	W	71-47
N25	at Colorado (OT)	W	74-65
N30	MURRAY STATE	W	82-62
D9	at Illinois-Chicago	W	63-53
D11	at IPFW	W	62-52
D17	vs Iowa State	L	54-61
D18	CHICAGO STATE	W	60-53
D21	IOWA	L	54-65
D29	*CREIGHTON (OT)	L	64-67
D31	*DRAKE	W	69-46
J5	*at Southern Illinois	W	59-48
J7	*at Evansville	L	65-79
J12	*ILLINOIS STATE	W	75-69
J14	*INDIANA STATE	L	62-74
J21	*BRADLEY	W	82-68
J26	*at Wichita State	W	63-56
J29	*at Missouri State	W	64-47
F2	*EVANSVILLE	W	53-47
F4	*SOUTHERN ILLINOIS	W	49-40
F10	*at Illinois State	W	61-53
F12	*at Indiana State	L	41-53
F17	*at Bradley	W	67-64
F24	*MISSOURI STATE	W	66-47
F26	*WICHITA STATE (OT)	W	70-64
M2	*at Drake	L	58-60
M4	*at Creighton	L	56-61
M10	%vs Illinois State	W	70-62
M11	%at Missouri State	L	59-62
M16	#at Kansas	L	49-59

*MVC game; %MVC Tournament; #WNIT

2006-07 (17-13; 11-7 MVC)
Coach: Tony DiCecco

N10	at Minnesota	L	63-75
N17	at Weber State	L	58-69
N20	Iowa State (OT)	L	74-80
N25	vs. Miami-Ohio (OT)	W	73-66
N26	at Washington	L	63-81
D3	Illinois-Chicago	W	66-50
D6	Maryland	L	33-77
D9	at Detroit	W	90-75
D16	Valparaiso	W	67-49
D19	at Iowa	W	83-62
D21	IPFW	W	76-5
D29	*Bradley	W	74-47
J4	*at Creighton	W	56-53
J6	*at Drake	W	61-55
J11	*Evansville	L	54-56
J13	*Southern Illinois	L	74-79
J19	*at Missouri State	L	70-72
J21	*at Wichita State	W	66-56
J25	*Illinois State	L	58-60
J27	*Indiana State	W	69-66
F1	*Drake	W	73-68
F3	*Creighton (OT)	W	78-72
F8	*at Evansville	L	49-75
F11	*at Southern Illinois	L	46-49
F15	*Wichita State	W	53-49
F17	*Missouri State	W	90-72
F23	*at Indiana State	L	54-78
F25	*at Illinois State (OT)	W	74-73
M3	*at Bradley	W	64-55
M9	%vs Evansville	L	57-58

*MVC game; %MVC Tournament

2007-08 (13-18, 8-10 MVC)
Coach: Tanya Warren

N9	COLORADO STATE	W	72-58
N13	MINNESOTA	L	57-68
N16	WEBER STATE	W	62-52
N18	IOWA	L	67-77
N28	at Western Illinois	W	52-44
N30	DETROIT	W	62-35
D7	at Maryland	L	37-91
D9	at UMBC	L	72-74
D18	at Iowa State	L	41-69
D21	at Northern Illinois	L	46-61
D29	at South Dakota State	L	53-63
J3	*BRADLEY	W	64-62
J10	*at Illinois State	L	53-74
J12	*at Indiana State (OT)	L	69-73
J17	*MISSOURI STATE	L	55-78
J19	*WICHITA STATE	W	63-30
J24	*at Creighton	L	63-71
J27	*at Drake	L	63-66
J31	*SOUTHERN ILLINOIS	W	64-52
F2	*EVANSVILLE	L	52-57
F7	*ILLINOIS STATE	W	64-62
F9	*INDIANA STATE	W	68-65
F14	*at Wichita State	W	64-54
F16	*at Missouri State	L	56-73
F21	*CREIGHTON	L	51-69
F24	*DRAKE	W	72-70
F28	*at Evansville	L	55-57
M1	*at Southern Illinois	W	74-69
M8	*at Bradley	L	63-79
M13	^vs Wichita State	W	75-45
M14	^vs Evansville	L	56-79

*MVC game; ^MVC Tournament

2008-09 (11-19, 9-9 MVC)
Coach: Tanya Warren

N14	at North Dakota State	W	77-73
N20	IOWA STATE	L	54-79
N25	WESTERN ILLINOIS	W	67-52
N28	+at Nevada	L	63-71
N29	+vs. Alabama	L	56-76
D3	N. ILLINOIS	L	46-58
D6	WIS.-GREEN BAY	L	49-76
D11	at Iowa	L	46-72
D14	at Colorado State	L	53-55
D29	SOUTH DAKOTA ST.	L	69-82
J2	*at Missouri State	W	65-62
J4	*at Wichita State	L	53-64
J7	*BRADLEY	W	92-76
J9	*EVANSVILLE	W	62-43
J11	*SOUTHERN ILLINOIS	W	54-41
J23	*at Creighton	L	44-62
J25	*at Drake	L	60-70
J30	*INDIANA STATE	L	59-66
F1	*ILLINOIS STATE	L	55-67
F5	*at Evansville (OT)	W	65-62
F7	*at Southern Illinois	L	40-58
F10	at South Dakota	L	67-76
F14	*at Bradley	L	58-69
F19	*DRAKE	W	60-58
F21	*CREIGHTON (OT)	L	59-67
F27	*at Indiana State (OT)	L	51-56
M1	*at Illinois State (OT)	W	76-73
M5	*WICHITA STATE	W	80-48
M7	*MISSOURI STATE	W	72-64
M13	%vs. Drake	L	57-68

+Nugget Classic; *MVC game; ^MVC Tournament

2009-10 (17-16, 10-8 MVC)
Coach: Tanya Warren

N13	NORTH DAKOTA ST.	L	62-64
N15	at Missouri	L	57-74
N22	IOWA	L	70-81
N27	+vs. Louisville	L	53-81
N28	+vs. Butler	W	65-60
D2	at Northern Illinois	W	71-65
D5	at UW-Green Bay	L	69-82
D10	UW-MILWAUKEE	W	68-59
D13	SOUTH DAKOTA	W	80-60
D20	at Iowa State	L	51-76
D28	at South Dakota State	L	58-71
D31	*at Wichita State	L	64-74
J2	*at Missouri State	L	80-90
J7	*SOUTHERN ILLINOIS	W	64-43
J9	*EVANSVILLE	W	99-67
J15	*at Bradley	L	62-74
J22	*at Drake	W	59-46
J24	*at Creighton	L	58-62
J28	*ILLINOIS STATE	L	64-70
J30	*INDIANA STATE	W	85-68
F5	*at Southern Illinois	W	71-62
F7	*at Evansville	W	71-52
F13	*BRADLEY	W	84-60
F18	*DRAKE	W	62-43
F21	*CREIGHTON	W	73-57
F26	*at Indiana State	L	62-70
F28	*at Illinois State	L	66-69
M4	*MISSOURI STATE	L	79-95
M6	*WICHITA STATE	W	85-66
M12	%vs. Bradley	W	70-50
M13	%vs. Illinois State	W	61-59
M14	%vs. Creighton	W	54-53
M21	#vs. Nebraska	L	44-83

+Cancun Thanksgiving Classic; *MVC game; %MVC Tournament; #NCAA Tournament

2010-11 (27-6, 17-1 MVC)
Coach: Tanya Warren

N12	at Colorado State	W	74-50
N17	at SEMO	W	70-57
N21	IOWA STATE	L	59-69
N26	+vs. Louisiana-Monroe	W	65-60
N27	+at New Mexico State	L	63-72
D2	NORTHERN ILLINOIS	L	64-71
D4	at UW-Milwaukee	W	72-58
D7	SOUTH DAKOTA	W	73-64
D11	SOUTH DAKOTA ST.	W	81-60
D18	NORTH DAKOTA	W	78-54
D22	at Iowa	L	64-75
D30	*at Indiana State	W	71-46
J1	*at Illinois State	L	60-69
J6	*MISSOURI STATE	W	80-69
J8	*WICHITA STATE	W	59-49
J13	*at Creighton	W	58-57
J15	*at Drake	W	89-51
J21	*EVANSVILLE	W	69-37
J23	*SOUTHERN ILLINOIS	W	79-39
J29	*BRADLEY	W	58-34
F4	*at Wichita State	W	77-57
F6	*at Missouri State	W	67-59
F10	*CREIGHTON	W	60-52
F12	*DRAKE	W	74-55
F17	*at Southern Illinois	W	68-41
F19	*at Evansville	W	69-33
F25	*at Bradley	W	71-61
M3	*INDIANA STATE	W	73-46
M5	*ILLINOIS STATE	W	72-54
M11	%vs. Bradley	W	87-57
M12	%vs. Wichita State	W	61-44
M13	%vs. Missouri State	W	69-41
M20	#vs. Michigan State	L	66-69

+Aggie-Hotel Encanto Thanksgiving Classic; *MVC game; %MVC Tournament; #NCAA Tournament

2011-12 (19-13, 9-9 MVC)
Coach: Tanya Warren

N11	COLORADO STATE	W	61-50
N14	at Chicago State	W	88-54
N19	IOWA	L	74-78
N25	+vs. Wyoming	W	60-46
N26	+vs. Youngstown State	W	90-73
D1	SEMO	W	62-42
D4	at UW-Green Bay	L	67-75
D7	SOUTH DAKOTA	W	53-43
D10	NORTH DAKOTA ST.	W	60-41
D17	at North Dakota	L	70-74
D20	at Iowa State	L	57-84
D29	*WICHITA STATE	L	40-67
D31	*MISSOURI STATE	W	62-54
J5	*at Evansville	W	61-51
J7	*at Southern Illinois	W	70-66
J12	*INDIANA STATE	L	62-68
J14	*ILLINOIS STATE	W	79-73
J20	*BRADLEY	W	71-57
J27	*at Creighton	L	50-65
J29	*at Drake (OT)	W	82-77
F2	*SOUTHERN ILLINOIS	W	73-51
F4	*EVANSVILLE	W	58-53
F10	*at Illinois State	L	68-84
F12	*at Indiana State	L	60-71
F17	*at Bradley	L	61-75
F24	*CREIGHTON	L	48-74
F26	*DRAKE	W	68-66
M1	*at Missouri State	L	68-80
M3	*at Wichita State	L	53-75
M9	%vs. Creighton	L	46-53
M15	#at Stephen F. Austin	W	83-67
M17	#at Sam Houston St.	W	78-69
M21	#at Seattle	W	68-64
M25	#at Minnesota	L	74-88

+Loyola Marymount Thanksgiving Classic; *MVC game; %MVC Tournament; #WBI Tournament

2012-13 (17-17, 10-8 MVC)
Coach: Tanya Warren

N10	GREEN BAY	L	53-54
N15	SOUTH DAKOTA	W	63-50
N17	North Dakota State	W	66-50
N23	+vs. Arizona State	L	63-66
N24	+vs. Florida	L	63-80
N25	+vs. N.C. State	W	76-72
D1	at Iowa	L	46-68
D4	CHICAGO STATE	W	81-41
D8	SOUTH DAKOTA ST.	L	49-61
D17	IOWA STATE	L	59-67
D21	at Minnesota	L	43-86
D29	at Saint Louis	W	73-64
J4	*at Illinois State	L	41-72
J6	*at Indiana State	W	54-52
J10	*MISSOURI STATE	W	75-52
J12	*WICHITA STATE	L	57-60
J18	*at Bradley	W	77-72
J25	*at Creighton	L	40-54
J27	*at Drake	L	55-63
J31	*SOUTHERN ILLINOIS	W	76-59
F2	*EVANSVILLE	W	75-64
F8	*at Wichita State	L	47-57
F10	*at Missouri State	W	82-78
F16	*BRADLEY	W	70-45
F21	*CREIGHTON	L	66-73
F23	*DRAKE	L	67-82
M1	*at Evansville	W	70-57
M3	*at Southern Illinois	W	74-60
M7	*INDIANA STATE	W	75-49
M9	*ILLINOIS STATE	L	61-66
M15	%vs. Indiana State	W	71-60
M16	%vs. Wichita State (OT)	L	71-75
M22	#at Marquette	W	61-59
M24	#at Ball State	L	48-53

+South Point Thanksgiving Shootout; *MVC game; %MVC Tournament; #WNIT Tournament

2013-14 (17-13, 13-5 MVC)
Coach: Tanya Warren

N9	MINNESOTA	L	55-73
N12	NORTH DAKOTA	W	61-56
N17	at South Dakota State	L	44-80
N20	at North Dakota State	W	86-82
N24	IOWA	L	60-67
N29	+at Texas-San Antonio	L	55-63
N30	+vs. UT-Pan American	L	47-70
D4	at Iowa State	L	55-83
D7	SAINT LOUIS	W	74-65
D10	at South Dakota	L	67-87
D21	at Northern Illinois	W	66-64
J3	*at Indiana State	L	53-60
J5	*at Illinois State	W	83-63
J10	*EVANSVILLE	W	64-56
J12	*SOUTHERN ILLINOIS	W	87-53
J18	*at Wichita State	L	47-80
J20	*at Missouri State	W	68-60
J24	*BRADLEY	W	78-65
J26	*LOYOLA	W	70-59
F2	*DRAKE	L	64-66
F6	*at Southern Illinois	W	78-48
F8	*at Evansville	L	50-59
F14	*MISSOURI STATE	W	79-60
F16	*WICHITA STATE	W	80-71
F21	*at Loyola	W	73-49
F23	*at Bradley	W	81-77
M2	*at Drake (OT)	W	99-97
M6	*ILLINOIS STATE	W	89-70
M8	*INDIANA STATE	L	72-85
M14	%vs. Illinois State	L	63-65

+UTSA Thanksgiving Classic; *MVC games; %MVC Tournament

2014-15 (17-15, 12-6 MVC)
Coach: Tanya Warren

N14	at Tulsa	W	69-66
N18	at Akron	L	73-82
N25	at Iowa	L	45-73
N28	+at Hofstra (OT)	L	58-61
N29	+vs. Tulane	L	48-71
D4	at South Dakota	L	77-85
D8	CREIGHTON	L	56-58
D11	NORTH DAKOTA ST.	W	56-41
D13	DARTMOUTH	W	62-46
D21	NORTHERN ILLINOIS	W	51-42
D29	SOUTH DAKOTA ST.	L	60-74
J2	*at Bradley	W	70-51
J4	*at Loyola	W	75-58
J9	*SOUTHERN ILLINOIS	W	79-70
J11	*ILLINOIS STATE	W	71-43
J16	*DRAKE	L	72-76
J23	*at Evansville	W	58-44
J25	*at Indiana State	W	57-55
J30	*WICHITA STATE	L	52-70
F1	*MISSOURI STATE	W	64-56
F6	*at Illinois State	W	59-52
F8	*at Southern Illinois	L	75-79
F13	*at Drake	L	67-87
F20	*INDIANA STATE	W	64-29
F22	*EVANSVILLE	W	89-44
F27	*at Missouri State	L	70-72
M1	*at Wichita State	L	54-66
M5	*LOYOLA	W	69-64
M7	*BRADLEY	W	74-68
M13	%vs. Southern Illinois	W	59-50
M14	%vs. Wichita State	L	42-56
M19	^MISSOURI	L	61-69

+Hofstra Thanksgiving Tournament; *MVC game; %MVC Tournament; ^WNIT Tournament

2015-16 (24-11, 15-3 MVC)
Coach: Tanya Warren

N15	ROCKHURST	W	58-39
N17	SOUTH DAKOTA	W	64-43
N22	IOWA	L	65-80
N26	+vs. Georgia Tech	W	61-58
N27	+vs. Seton Hall	L	49-57
D2	IOWA STATE	L	75-84
D5	at North Dakota	L	59-64
D9	at So. Dakota St. (2OT)	L	86-89
D13	vs. Akron	W	59-51
D20	*at Bradley	W	75-59
D22	at Creighton	L	61-69
J1	*EVANSVILLE	W	62-51
J3	*SOUTHERN ILLINOIS	L	60-65
J8	*at Wichita State	W	55-44
J10	*at Missouri State	W	65-60
J15	*ILLINOIS STATE	W	65-51
J17	*INDIANA STATE	W	53-42
J24	*at Drake	W	79-73
J29	*at Loyola	L	60-64
J31	*at Bradley	W	55-47
F5	*MISSOURI STATE (OT)	L	75-78
F7	*WICHITA STATE	W	69-48
F12	*at Indiana State	W	61-45
F14	*at Illinois State	W	61-35
F19	*DRAKE	W	85-74
F26	*BRADLEY	W	65-41
F28	*LOYOLA	W	63-52
M3	*at Southern Illinois	W	73-64
M5	*at Evansville	W	61-48
M11	%vs. Bradley	W	46-45
M12	%vs. Southern Illinois	W	67-43
M13	%vs. Missouri State	L	58-71
M17	^at Nebraska	W	64-62
M19	^DRAKE	W	64-58
M24	^at South Dakota	L	50-51

+Cancun Challenge; *MVC game; %MVC Tournament; ^WNIT Tournament

2016-17 (24-9, 15-3 MVC)
Coach: Tanya Warren

N11	at IUPUI	69-62	W
N15	at Iowa State	68-76	L
N20	WISCONSIN-PARKSIDE	72-57	W
N23	at Oklahoma State	57-81	L
N25	+vs Idaho	76-74	W
N26	+vs Denver	79-68	W
D1	SOUTH DAKOTA STATE	50-61	L
D4	at Iowa	39-88	L
D10	CREIGHTON	50-49	W
D18	NORTH DAKOTA	74-53	W
D22	KANSAS STATE	67-59	W
D30	*at Missouri State	61-54	W
J1	*at Wichita State	63-61	W
J6	*SOUTHERN ILLINOIS	79-49	W
J8	*EVANSVILLE	54-40	W
J13	*at Illinois State	78-40	W
J15	*at Bradley	72-53	W
J20	*INDIANA STATE	59-47	W
J22	*LOYOLA	68-30	W
J27	*DRAKE	79-88	LO2
F3	*at Evansville	62-36	W
F5	*at Southern Illinois	59-64	L
F10	*BRADLEY	70-50	W
F12	*ILLINOIS STATE	82-51	W
F17	*at Loyola	89-43	W
F19	*at Indiana State	61-59	WOT
F24	*at Drake	57-70	L
M2	*WICHITA STATE	62-37	W
M4	*MISSOURI STATE	65-64	W
M10	%vs Bradley	69-39	W
M11	%vs Evansville	82-58	W
M12	%vs Drake	69-74	LOT
M17	^vs DePaul	67-88	L

+Grand Canyon Tourney; *MVC game; %MVC Tournament; ^NCAA Tournament

2017-18 (19-14, 13-5 MVC)
Coach: Tanya Warren

N10	IUPUI	48-54	L
N14	IOWA STATE	57-53	W
N21	at Creighton	78-89	LO2
N25	vs Wyoming	55-40	W
N26	at UCF	43-53	L
N30	at South Dakota State	47-57	L
D2	at North Dakota	72-80	L
D6	at Omaha	74-78	L
D10	WIS.-PARKSIDE	92-62	W
D17	IOWA	47-71	L
D21	at Kansas State	72-71	W
D29	*LOYOLA	70-41	W
D31	*VALPARAISO	77-56	W
J5	*at Southern Illinois	53-60	LOT
J7	*at Missouri State	52-62	L
J12	*EVANSVILLE	65-41	W
J14	*INDIANA STATE	59-53	W
J19	*at Drake	64-81	L
J26	*at Bradley	51-40	W
J28	*at Illinois State	58-36	W
F2	*MISSOURI STATE	52-57	L
F4	*SOUTHERN ILLINOIS	71-63	W
F9	*at Indiana State	56-46	W
F11	*at Evansville	85-60	W
F16	*DRAKE	67-72	L
F23	*ILLINOIS STATE	66-48	W
F25	*BRADLEY	63-50	W
M1	*at Valparaiso	76-53	W
M3	*at Loyola	64-39	W
M9	%vs Illinois State	56-36	W
M10	%vs Missouri State	70-58	W
M11	%vs Drake	63-75	L
M15	^MILWAUKEE	67-81	L

*MVC game; %MVC Tournament; ^WNIT

2018-19 (20-13, 12-6 MVC)
Coach: Tanya Warren

N9	DELAWARE	79-67	W
N11	at Marquette	61-102	L
N18	at Northern Illinois	59-70	L
N20	CREIGHTON	65-55	W
N23	at Long Beach State	71-64	W
N24	vs Boise State	60-61	L
N30	at IUPUI	53-40	W
D4	NORTH DAKOTA	64-60	W
D16	at Iowa	57-83	L
D19	MINNESOTA STATE	73-56	W
D21	OMAHA	79-50	W
D29	at Kansas State	62-72	L
J4	*at Illinois State	64-66	L
J6	*at Bradley	81-78	WOT
J11	*VALPARAISO	71-52	W
J13	*LOYOLA	64-52	W
J18	*DRAKE	64-88	L
J25	*at Evansville	74-46	W
J27	*at Indiana State	71-51	W
F1	*SOUTHERN ILLINOIS	65-53	W
F3	*MISSOURI STATE	58-63	L
F8	*at Loyola	71-65	W
F10	*at Valparaiso	64-56	W
F15	*at Drake	61-76	L
F22	*INDIANA STATE	71-63	W
F24	*EVANSVILLE	95-46	W
M1	*at Missouri State	48-58	L
M3	*at Southern Illinois	76-67	W
M7	*BRADLEY	61-57	W
M9	*ILLINOIS STATE	53-54	L
M15	%vs Southern Illinois	66-63	W
M16	%vs Missouri State	64-89	L
M22	^at Minnesota	75-91	L

*MVC game; %MVC Tournament; ^WNIT

2019-20 (18-11, 10-8 MVC)
Coach: Tanya Warren

N6	NORTH DAKOTA STATE	95-63	W
N9	at Wichita State	61-50	W
N13	at Missouri	78-73	W
N17	IOWA	88-66	W
N24	NORTHWEST MO. ST.	78-53	W
N29	^vs Alabama	77-87	L
N30	^vs Ohio State	46-64	L
D8	at Creighton	54-57	L
D10	at Omaha	81-45	W
D15	IUPUI	51-50	W
D22	at Iowa State	71-63	W
J3	*at Drake	87-104	L
J10	*at Southern Illinois	60-57	W
J12	*at Missouri State	66-80	L
J17	*EVANSVILLE	76-60	W
J19	*INDIANA STATE	73-43	W
J24	*at Bradley	47-61	L
J26	*at Illinois State	57-65	L
J31	*LOYOLA CHICAGO	70-50	W
F2	*VALPARAISO	77-70	W
F7	*MISSOURI STATE	55-66	L
F9	*SOUTHERN ILLINOIS	71-66	WOT
F13	*at Indiana State	63-65	L
F15	*at Evansville	67-49	W
F20	*ILLINOIS STATE	61-69	LOT
F22	*BRADLEY	64-57	W
F28	*at Valparaiso	69-72	L
M1	*at Loyola Chicago	73-70	W
M6	*DRAKE	91-78	W

*MVC game; ^ Las Vegas Tournament

9 UNI (86-94).indd 94 11/23/2020 3:54:37 PM

SOUTHERN ILLINOIS

Southern Illinois Salukis Roster

No.	Name	Pos.	Ht.	Yr.	Hometown (Previous School)
0	Quierra Love	G	5-4	Fr.	Glen Carbon, Ill. / Edwardsville H.S.
3	Sydney Prochaska	G	5-11	Fr.	Arlington Heights, Ill. / Montini Catholic
5	Caitlin Link	G	5-10	Jr.	Madison, Wis. / Edgewood H.S.
12	Makenzie Silvey	G	5-11	Sr.	Glen Carbon, Ill. / Edwardsville
14	Frankie Kokkines	G	5-11	So.	Lombard, Ill. / Montini Catholic
20	Gabby Walker	F	6-0	R-Sr.	St. Charles, Mo. / St. Charles
21	Payton McCallister	G	5-10	Jr.	Columbia, Mo. / Rock Bridge
22	Allea Potter	G/F	6-2	So.	El Dorado, Kansas / Circle HS
23	Janell Douvier	F	6-1	Jr.	Wichita, Kan. / Independent H.S.
24	Adrianna Katcher	G	5-11	Fr.	Center Point Urbana H.S. / Urbana, Iowa
25	Abby Brockmeyer	F	6-1	Sr.	Raymond, Ill. / Lincolnwood
33	Rachel Pudlowski	F	5-11	Sr.	O'Fallon, Mo. / Fort Zumwalt
35	Awa Keita	F	6-1	Sr.	Bamako, Mali / Lanterne
45	Jeniah Thompson	F	5-10	Fr.	Carterville, Ill. / Carterville H.S.

Abby Brockmeyer

Cindy Stein
Head Coach

Alma Mater: Illinois (1983)
Overall Record: 388-314 (23 Seasons)
Record at SIU: 106-108 (Seven Seasons)
2019-20: 16-13/8-10 MVC (7th)

Year-By-Year Record

Season	School	Overall W	Overall L	Conf. W	Conf. L	Place	Conf. Tourn.
1995-96	Emporia State	12	14	6	10	—	—
1996-97	Emporia State	20	10	11	7	—	—
1997-98	Emporia State	33	1	16	0	1st	—
1998-99	Missouri	13	15	5	11	10th	1-1
1999-00	Missouri	18	12	7	9	7th	0-1
2000-01	Missouri	22	10	10	6	5th	1-1
2001-02	Missouri	14	15	5	11	T-9th	0-1
2002-03	Missouri	17	14	9	7	T-5th	0-1
2003-04	Missouri	17	13	7	9	T-7th	1-1
2004-05	Missouri	11	18	4	12	T-9th	1-1
2005-06	Missouri	21	10	10	6	4th	1-1
2006-07	Missouri	17	14	5	11	10th	0-1
2007-08	Missouri	10	21	2	14	12th	1-1
2008-09	Missouri	13	17	4	12	T-10th	0-1
2009-10	Missouri	12	18	2	14	12th	0-1
2012-13	Illinois Central	32	4	—	—	—	—
2013-14	Southern Illinois	5	25	3	15	10th	0-1
2014-15	Southern Illinois	17	13	10	8	5th	0-1
2015-16	Southern Illinois	20	13	12	6	4th	1-1
2016-17	Southern Illinois	16	15	10	8	4th	0-1
2017-18	Southern Illinois	17	14	11	7	4th	1-1
2018-19	Southern Illinois	15	15	8	10	6th	0-1
2019-20	Southern Illinois	16	13	8	10	7th	—
So. Illinois Totals (Seven Years)		**106**	**108**	**62**	**64**	**---**	**2-6**
Career Totals (23 Years)		**388**	**314**	**165**	**203**	**---**	**8-18**

Salukis ... At A Glance

2019-20 Finish: 16-13/8-10 MVC (7th)
Letterwinners Returning/Lost: 9/5
Starters Returning/Lost: 2/3

NOTEWORTHY

- SIU returns nine players from last season's team that went 16-13 and knocked off a ranked opponent for the first time since 1991. Two-time all-conference honoree Makenzie Silvey highlights the returners. The senior guard from Glen Carbon, Ill. finished the 2019-20 season ranked in the top-10 of the MVC in three statistical categories, which included seventh in scoring (14.8). Abby Brockmeyer, who enters her senior campaign just 85 points shy of 1,000 for her career, returns after a junior season in which she averaged 10.0 points and 7.6 rebounds per contest.

- The Salukis add a talented quintet of newcomers to the mix in 2020-21. Freshmen Quierra Love, Sydney Prochaska, Adrianna Katcher and Jeniah Thompson all arrive in Carbondale after accomplished high school careers, while transfer Janell Douvier will also suit up for the Salukis this season. Douiver is a junior transfer from Platt Community College in Wichita, Kansas, where she was a two-time all-conference honoree.

- SIU was once again named to the Women's Basketball Coaches Association Academic Top-25 Team Honor Roll for the 2019-20 season. SIU earned the 24th-best combined grade point average in NCAA Division I women's basketball, which included a program record 3.82 GPA during the 2020 spring semester. It marks the sixth time overall, and the third time in the last four seasons, that Southern has garnered a spot on the WBCA Academic Top-25 list.

Basketball Support Staff

Jody Adams-Birch
Assoc. Coach

Christelle N'Garsanet
Asst. Coach

Nicole Collier
Asst. Coach

Jordan Alford
Graduate Assistant

Ashley Lona
Operations

10 Southern Illinois (96-104).indd 96 11/23/2020 2:07:43 PM

2020-21 Southern Illinois Schedule

SCHEDULES WERE NOT AVAILABLE AT PRINT DEADLINE. ALL HOME GAMES WILL AIR ON AN ESPN PLATFORM. PLEASE VISIT THE QR CODE BELOW FOR CURRENT INFORMATION.

2019-20 Results
(16-13, 8-10 MVC)

Date	Opponent	Score	W/L
N8	at SIUE	103-67	W
N12	at IUPUI	78-81	L
N16	TENNESSEE TECH	76-65	W
N20	MEMPHIS	66-70	L
N23	at Eastern Michigan	85-54	W
N27	SAINT LOUIS	61-53	W
D3	UT-MARTIN	70-59	W
D7	at SEMO	65-79	L
D15	MURRAY STATE	76-66	W
D19	vs Western Illinois	79-65	W
D20	at Northern Illinois	80-61	W
J3	*at Valparaiso	67-51	W
J5	*at Loyola Chicago	49-51	L
J10	*NORTHERN IOWA	57-60	L
J12	*DRAKE	65-73	L
J17	*MISSOURI STATE	70-68	W
J24	*at Evansville	70-57	W
J26	*at Indiana State	78-55	W
J31	*ILLINOIS STATE	54-62	L
F2	*BRADLEY	64-50	W
F7	*at Drake	76-91	L
F9	*at Northern Iowa	66-71	LOT
F15	*at Missouri State	57-88	L
F21	*INDIANA STATE	60-42	W
F23	*EVANSVILLE	99-60	W
F27	*at Bradley	57-61	L
M1	*at Illinois State	56-66	L
M5	*LOYOLA CHICAGO	58-41	W
M7	*VALPARAISO	58-69	L

Home in CAPS; *MVC game

SOUTHERN ILLINOIS UNIVERSITY

Athletic Directory

Chancellor: Austin Lane
Faculty Athletics Representative: Julie Partridge
Director of Athletics: Liz Jarnigan
Athletics Department Telephone: (618) 453-5311
Athletics Department Address: 118 Lingle Hall, Mailcode 6620, Carbondale, IL 62901
Head Basketball Coach: Cindy Stein
Basketball Office Phone: (618) 453-5448
Assistant Coaches: Christelle N'Garsanet, Jody Adams-Birch, Nicole Collier
Sports Information Contact: Will Becque
SID Office Phone: (618) 453-5470
SID Cell Number: (618) 559-2624
SID Email: william.becque@siu.edu

University Facts

Founded: 1869
Location: Carbondale, Ill.
Enrollment: 14,554
Colors: Maroon & White
Nickname: Salukis
Years in the MVC: 31
Arena: SIU Arena (8,339)
Courtside Telephone Number: (309) 438-5950

Athletics Staff



Austin Lane
Chancellor

Liz Jarnigan
Director of Athletics

Will Becque
WBB SID

10 Southern Illinois (96-104).indd 97 11/23/2020 2:07:44 PM

2019-20 STATISTICAL REVIEW

All Game Statistics (16-13)

						— TOTAL —			3-POINTERS						— REBOUNDS —											
#	Player	GP	GS	Min	Avg	FG	FGA	Pct	3FG	FGA	Pct	FT	FTA	Pct	Off	Def	Tot	Avg	PF	FO	A	TO	Blk	Stl	Pts	Avg
12	Silvey,Makenzie	29	29	897	30.9	169	386	.438	60	173	.347	32	48	.667	21	80	101	3.5	63	1	67	61	10	43	430	14.8
34	Martin,Nicole	29	28	681	23.5	141	289	.488	3	9	.333	82	128	.641	57	101	158	5.4	70	1	24	58	17	25	367	12.7
25	Brockmeyer,Abby	29	29	768	26.5	104	208	.500	12	34	.353	69	112	.616	80	140	220	7.6	65	2	41	32	21	43	289	10.0
23	Nelson,Kristen	29	26	843	29.1	72	213	.338	32	115	.278	49	68	.721	14	47	61	2.1	73	2	97	56	16	49	225	7.8
10	Patrick,Brittney	29	29	891	30.7	70	187	.374	23	64	.359	33	45	.733	21	73	94	3.2	69	2	118	72	8	51	196	6.8
20	Walker,Gabby	28	1	352	12.6	57	125	.456	0	1	.000	35	63	.556	27	27	54	1.9	63	0	15	32	2	11	149	5.3
21	McCallister,Payton	29	1	396	13.7	44	113	.389	29	84	.345	3	6	.500	14	24	38	1.3	34	0	31	21	3	10	120	4.1
35	Keita,Awa	29	0	284	9.8	28	56	.500	0	0	.000	25	50	.500	18	48	66	2.3	46	0	18	27	14	22	81	2.8
31	Hartman,Lauren	29	0	235	8.1	26	57	.456	5	24	.208	8	13	.615	21	33	54	1.9	27	0	9	11	3	4	65	2.2
05	Link,Caitlin	29	0	279	9.6	15	50	.300	10	36	.278	10	16	.625	4	21	25	0.9	21	0	21	14	2	12	50	1.7
33	Pudlowski,Rachel	25	2	148	5.9	7	20	.350	4	8	.500	1	7	.143	5	5	10	0.4	20	0	12	8	1	5	19	0.8
14	Kokkines,Frankie	8	0	26	3.3	2	6	.333	0	2	.000	1	2	.500	2	2	4	0.5	1	0	3	4	0	1	5	0.6
22	Potter,Allea	7	0	14	2.0	1	1	1.000	1	1	1.000	0	0	.000	0	1	1	0.1	4	0	0	2	0	0	3	0.4
15	Claussen,Caitlyn	6	0	10	1.7	0	2	.000	0	0	.000	1	2	.500	0	3	3	0.5	0	0	0	0	0	0	1	0.2
	TEAM														60	69	129	4.4	0			19			0	
	Total	29				736	1713	.430	179	551	.325	349	560	.623	344	674	1018	35.1	556	8	456	417	97	276	2000	69.0
	Opponents	29				638	1530	.417	140	415	.337	420	580	.724	273	732	1005	34.7	532	-	318	512	69	203	1836	63.3

Conference Game Statistics (8-10, 7th)

						— TOTAL —			3-POINTERS						— REBOUNDS —											
#	Player	GP	GS	Min	Avg	FG	FGA	Pct	3FG	FGA	Pct	FT	FTA	Pct	Off	Def	Tot	Avg	PF	FO	A	TO	Blk	Stl	Pts	Avg
12	Silvey,Makenzie	18	18	551	30.6	89	219	.406	30	100	.300	21	31	.677	13	42	55	3.1	39	0	40	34	5	26	229	12.7
34	Martin,Nicole	18	17	408	22.7	81	170	.476	2	6	.333	47	77	.610	33	61	94	5.2	43	1	12	34	13	22	211	11.7
25	Brockmeyer,Abby	18	18	463	25.7	59	113	.522	5	20	.250	42	75	.560	53	84	137	7.6	44	1	22	21	15	28	165	9.2
10	Patrick,Brittney	18	18	561	31.2	47	126	.373	18	47	.383	26	38	.684	13	42	55	3.1	42	1	69	37	5	36	138	7.7
23	Nelson,Kristen	18	18	517	28.7	41	135	.304	16	70	.229	30	43	.698	10	23	33	1.8	50	2	59	41	11	34	128	7.1
20	Walker,Gabby	18	1	241	13.4	32	83	.386	0	1	.000	24	46	.522	16	18	34	1.9	42	0	10	22	2	8	88	4.9
21	McCallister,Payton	18	0	265	14.7	30	76	.395	20	58	.345	3	6	.500	6	12	18	1.0	24	0	17	14	1	7	83	4.6
31	Hartman,Lauren	18	0	160	8.9	15	35	.429	2	15	.133	5	9	.556	13	21	34	1.9	17	0	7	6	1	3	37	2.1
35	Keita,Awa	18	0	171	9.5	12	28	.429	0	0	.000	10	23	.435	13	28	41	2.3	30	0	15	17	10	18	34	1.9
05	Link,Caitlin	18	0	181	10.1	8	31	.258	6	24	.250	5	10	.500	4	15	19	1.1	11	0	14	8	1	9	27	1.5
33	Pudlowski,Rachel	14	0	72	5.1	5	10	.500	3	5	.600	1	7	.143	3	2	5	0.4	11	0	7	3	1	4	14	1.0
22	Potter,Allea	4	0	9	2.3	1	1	1.000	1	1	1.000	0	0	.000	0	1	1	0.3	2	0	0	0	0	0	3	0.8
14	Kokkines,Frankie	5	0	19	3.8	1	5	.200	0	2	.000	1	2	.500	1	2	3	0.6	1	0	2	2	0	1	3	0.6
15	Claussen,Caitlyn	4	0	7	1.8	0	2	.000	0	0	.000	1	2	.500	0	1	1	0.3	0	0	0	0	0	0	1	0.3
	TEAM														29	33	62	3.4	0			11			0	
	Total	18				421	1034	.407	103	349	.295	216	369	.585	207	385	592	32.9	356	5	274	250	65	196	1161	64.5
	Opponents	18				378	880	.430	94	264	.356	266	361	.737	144	476	620	34.4	344	-	206	344	43	114	1116	62.0

10 Southern Illinois (96-104).indd 98 11/23/2020 2:07:44 PM

CAREER LEADERS/MEDIA OUTLETS

CAREER LEADERS - TOP 10

POINTS

No.	Student-Athlete (Years)	Pts.
1.	Cartaesha Macklin (2012-16)	1,779
2.	Rishonda Napier (2013-17)	1,728
3.	Amy Rakers (1987-91)	1,538
4.	Char Warring (1980-84)	1,530
5.	Sue Faber (1979-83)	1,507
6.	Petra Jackson (1982-86)	1,475
7.	Dyana Pierre (2013-16)	1,425
8.	Nicole Martin (2017-20)	1,404
9.	D.D. Plab (1980-84)	1,380
10.	Kylie Giebelhausen (2014-18)	1,298

REBOUNDS

No.	Student-Athlete (Years)	Rebs.
1.	Dyana Pierre (2013-16)	1,218
2.	Sue Faber (1979-83)	1,014
3.	Bonnie Foley (1975-79)	998
4.	Amy Rakers (1987-91)	945
5.	Char Warring (1980-84)	907
6.	Kelly Firth (1989-93)	811
7.	Mary Berghuis (1984-88)	778
8.	Connie Price (1980-84)	744
9.	Bridgett Bonds (1984-88)	717
10.	Nicole Martin (2017-20)	711

ASSISTS

No.	Student-Athlete (Years)	Asts.
1.	D.D. Plab (1980-84)	508
2.	Cartaesha Macklin (2012-16)	486
3.	Rishonda Napier (2013-17)	436
4.	Angie Rougeau (1989-93)	382
5.	Brittney Patrick (2017-20)	377
6.	Kasia McClendon (1993-97)	365
7.	Nikki Gilmore (1992-96)	361
8.	Marialice Jenkins (1983-87)	360
9.	Molly McDowell (1999-03)	355
10.	Anita Scott (1989-93)	325

BLOCKED SHOTS

No.	Student-Athlete (Years)	Blks.
1.	Dyana Pierre (2013-16)	162
2.	CiCi Shannon (2010-12)	149
3.	Kylie Giebelhausen (2014-18)	141
4.	Cathy Kampwerth (1985-89)	104
5.	**Abby Brockmeyer (2018-pres.)**	**96**
6.	Mary Berghuis (1984-88)	83
7.	Melaniece Bardley (1996-00)	82
	Kristine Abramowski (1997-01)	82
9.	Amy Rakers (1987-91)	79
	Char Warring (1980-84)	79

STEALS

No.	Student-Athlete (Years)	Stls.
1.	Kasia McClendon (1993-97)	366
2.	Sue Faber (1979-83)	203
3.	Molly McDowell (1999-03)	198
4.	Petra Jackson (1982-86)	189
5.	D.D. Plab (1980-84)	177
6.	Erica Smith (2005-09)	166
7.	Cartaesha Macklin (2011-16)	164
8.	Bridgett Bonds (1984-88)	157
9.	Rishonda Napier (2013-17)	152
10.	Brittney Patrick (2017-20)	143

ACTIVE CAREER LEADERS

Makenzie Silvey

SCORING
1,185 - Makenzie Silvey
915 - Abby Brockmeyer

FIELD GOAL SHOOTING
.513 (339-661) - Gabby Walker
.463 (324-700) - Abby Brockmeyer

FIELD GOALS MADE
450 - Makenzie Silvey
339 - Gabby Walker

3-POINT SHOOTING
.341 (47-138) - Payton McCallister
.331 (180-544) - Makenzie Silvey

3-POINTERS MADE
180 - Makenzie Silvey
47 - Payton McCallister

FREE THROW SHOOTING
.766 (105-137) - Makenzie Silvey
.630 (230-365) - Abby Brockmeyer

FREE THROWS MADE
230 - Abby Brockmeyer
162 - Gabby Walker

ASSISTS
202 - Makenzie Silvey
112 - Abby Brockmeyer

STEALS
127 - Makenzie Silvey
89 - Abby Brockmeyer

BLOCKS
96 - Abby Brockmeyer
20 - Makenzie Silvey

REBOUNDS
676 - Abby Brockmeyer
387 - Gabby Walker

MEDIA OUTLETS

NEWSPAPER

Southern Illinoisan
710 N. Illinois Ave., Carbondale, IL 62901
Office Phone: (618) 529-5454

Daily Egyptian
SIU Campus, Carbondale, IL 62901
Office Phone: (618) 536-3311

Du Quoin Evening Call
Du Quoin, IL 62832
Office Phone: (618) 542-2133

St. Louis Post Dispatch
900 N. Tucker Blvd., St. Louis, MO 63101
Office Phone: (314) 340-8140

RADIO

River Radio (Magic 95.1 WUEZ-FM)
Office Phone: (618) 985-4843

WSIU Radio
SIU Campus, Carbondale, IL 62901
Office Phone: (618) 453-4343

TELEVISION

KFVS (CBS)
P.O. Box 100, Cape Girardeau, MO 63701
Office Phone: (573) 335-4352

WPSD (NBC)
P.O. Box 1197, Paducah, KY 42002
Office Phone: (502) 442-8214

WSIL (ABC)
1416 Country Aire Drive, Carterville, IL 62918
Office Phone: (618) 985-2333

WSIU (PBS)
SIU Campus, Carbondale, IL 62901
Office Phone: (618) 453-4343

10 Southern Illinois (96-104).indd 99 11/23/2020 2:07:45 PM

YEAR-BY-YEAR IN THE VALLEY

Year	Overall	MVC	Finish	Conf. Tourney	Non Conf.	Post Season
1982	17-12	—	—	—	26-6	—
1983	22-11	—	—	2-1	19-7	1-2 WNIT
1984	22-6	15-3	T-Second	—	6-4	—
1985	21-7	14-4	Third	—	7-2	—
1986	25-4	18-0	First	—	5-5	0-1 NCAA
1987	28-3	18-0	First	2-0	0-9	1-1 NCAA
1988	16-11	12-6	T-Fourth	—	3-6	—
1989	19-10	15-3	Second	1-1	5-4	—
1990	21-10	14-4	T-First	2-0	2-6	0-1 NCAA
1991	19-10	13-5	T-Second	1-1	3-9	—
1992	23-8	15-3	Second	1-1	4-4	1-1 NCAA
1993	19-10	12-4	T-Second	2-1	6-4	—
1994	15-12	9-7	T-Third	0-1	7-3	—
1995	19-9	13-5	T-Second	1-1	8-0	—
1996	18-10	15-3	Second	1-1	5-5	—
1997	14-14	9-9	T-Fourth	1-1	6-2	—
1998	10-18	7-11	Eighth	0-1	5-3	—
1999	6-21	5-13	Eighth	0-1	4-4	—
2000	8-20	5-13	T-Seventh	0-1	5-3	—
2001	7-20	4-14	Ninth	—	5-3	—
2002	6-21	2-16	Tenth	—	6-3	—
2003	7-20	3-15	Tenth	—	5-4	—
2004	3-24	2-16	Tenth	—	3-6	—
2005	3-24	1-17	Tenth	—	5-4	—
2006	10-18	6-12	Eighth	0-1	4-5	—
2007	21-11	16-2	First	0-1	5-5	1-1 WNIT
2008	10-20	5-13	Ninth	1-1	7-4	—
2009	13-18	5-13	Eighth	0-1	6-5	—
2010	5-24	4-14	Ninth	0-1	7-3	—
2011	2-28	0-18	Tenth	0-1	2-9	—
2012	8-22	4-14	Ninth	0-1	4-7	—
2013	5-26	1-17	Tenth	1-1	3-8	—
2014	5-25	3-15	Tenth	0-1	2-9	—
2015	17-13	10-8	Fifth	0-1	7-4	—
2016	20-13	12-6	Fourth	1-1	7-5	0-1 WBI
2017	16-15	10-8	Fourth	0-1	6-5	0-1 WBI
2018	17-14	11-7	Fourth	1-1	5-6	—
2019	15-15	8-10	Sixth	0-1	7-4	—
2020	16-13	8-10	Seventh	—	7-3	—
DI	**548-590**	**324-338**		**18-26**	**229-188**	**4-9**
MVC	**315-498**	**186-296**		**9-21**	**145-118**	**1-3**

Cindy Stein

COACHING RECORDS

By Tenure

Coaches (Seasons)	Years	W	L	Pct.
Charlotte West (15)	1960-62, 64-75	113	51	.689
JoAnne Thorpe (1)	1963	3	2	.600
Mo Weiss (2)	1976-77	27	17	.614
Cindy Scott (21)	1978-98	388	215	.643
Julie Beck (2)	1998-00	14	41	.255
Lori Opp (4)	2001-04	23	85	.231
Dana Eikenberg (5)	2004-09	57	103	.356
Missy Tiber (4)	2009-13	19	86	.181
Adrianne Harlow (1)	2012-13	1	14	.067
Cindy Stein (7)	2013-	106	108	.495
Salukis Totals (61)	1960-	751	724	.509

Versus the Missouri Valley Conference

Coaches (Seasons)	Years	W	L	Pct.
Cindy Scott (7)	1978-98	65	39	.625
Julie Beck (2)	1998-00	10	26	.278
Lori Opp (4)	2001-04	11	61	.153
Dana Eikenberg (5)	2004-09	33	57	.367
Missy Tiber (4)	2009-13	9	50	.153
Adrianne Harlow (1)	2012-13	1	1	.500
Cindy Stein (7)	2013-	62	64	.492
Salukis Totals (28)	1993-	190	310	.380

In the Valley Tournament

Coaches (Seasons)	Years	W	L	Pct.
Cindy Scott (6)	1978-98	5	6	.455
Julie Beck (2)	1998-00	0	2	.000
Dana Eikenberg (4)	2004-09	1	4	.200
Missy Tiber (3)	2009-13	1	4	.200
Adrianne Harlow (1)	2013	1	1	.500
Cindy Stein (7)	2013-	2	6	.250
Salukis Totals (23)	1993-	10	23	.303

In the NCAA Tournament

Coaches (Seasons)	Years	W	L	Pct.
Cindy Scott (1986, 1987, 1990, 1992)	4	2	4	.333
Salukis Totals	4	2	4	.333

In the WNIT Tournament

Coaches (Seasons)	Years	W	L	Pct.
Charlotte West (1969, 1970)	2	4	2	.667
Cindy Scott (1983)	1	1	2	.333
Dana Eikenberg (2007)	1	1	1	.500
Salukis Totals	4	6	5	.545

In the Women's Basketball Invitational Tournament

Coaches (Seasons)	Years	W	L	Pct.
Cindy Stein (2016, 2017)	2	0	2	.000
Salukis Totals	2	0	2	.000

10 Southern Illinois (96-104).indd 100 11/23/2020 2:07:45 PM

SOUTHERN ILLINOIS INDIVIDUAL RECORDS

Points:
Game: 38, Sue Faber, vs. Wisconsin-LaCrosse (2/10/79)
Season: 643, Amy Rakers (1989-90)
Career: 1,779, Cartaesha Macklin (2012-16)

Field Goals Made:
Game: 18, Sue Faber, vs. Wisconsin-LaCrosse (2/10/79)
Season: 267, Amy Rakers (1989-90)
Career: 650, Petra Jackson (1982-86)

Field Goal Percentage:
Game: 1.000 (10-10), Theia Hudson vs. Evansville (2/8/97)
Season: .650, Connie Price (1982-83)
Career: .594, Char Warring (1980-84)

Three-Point Field Goals Made:
Game: 7, six times
Most recently
Kylie Giebelhausen, vs. Wichita State (1/13/17)
Season: 90, Teri Oliver (2011-12)
Career: 277, Rishonda Napier (2012-17)

Free Throws Made:
Game: 17, Molly McDowell, vs. Wichita State (11/13/01)
Season: 168, Cartaesha Macklin (2011-12)
Career: 367, Molly McDowell (1999-03)

Free Throw Percentage:
Season: .931, Rishonda Napier (2016-17)
Career: .849, Rishonda Napier (2012-17)

Rebounds:
Game: 28, Stephany Neptune, vs. Murray State (12/19/09)
Season: 341, Dyana Pierre (2014-15)
Career: 1,218, Dyana Pierre (2013-16)

Steals:
Game: 9, three times
Daphney Desamours, at Bradley (2/12/05)
Kasia McClendon, three times
Lynn Williams, vs. Central Missouri (12/7/78)
Season: 131, Kasia McClendon (1996-97)
Career: 366, Kasia McClendon (1994-97)

Assists:
Game: 15, Connie Erickson, vs. Eastern Illinois (2/9/80)
Season: 167, Sue Faber (1982-83)
Career: 508, D.D. Plab (1980-84)

Blocked Shots:
Game: 7, twice
Kristine Abramowksi, vs. Indiana State (12/29/99)
CiCi Shannon, vs. Evansville (1/15/11)
Season: 67, CiCi Shannon (2011-12)
Career: 162, Dyana Pierre (2013-16)



Amy Rakers (1987-91)

SOUTHERN ILLINOIS TEAM RECORDS

Most Points:
Game: 104, vs. Brescia (11/26/16)
Season – 2,409 (1980-81)

Field Goals Made:
Game: 43, twice
vs. SEMO (11/21/80)
vs. UNI (1/5/87)
Season: 1,026 (1980-81)

Field Goal Percentage:
Game: .702, vs. Western Illinois (1/8/90)
Season: .502 (1982-83)

Most Three-Point Field Goals:
Season: 222 (2016-17)

3FG Percentage:
Season: .384 (1991-92)

Free Throws Made:
Game: 35, vs. Arkansas-Pine Bluff (12/2/00)
Season: 454 (1982-83)

Free Throw Percentage:
Game: 1.000, vs. Evansville (2/22/08)
Season: .740 (2000-01)

Rebounds:
Game: 64, vs. Wichita State (12/21/81)
Season: 1,346 (1980-81)

Assists:
Game: 30, vs. Western Illinois (1/8/90)
Season: 552 (1980-81)

Blocked Shots:
Game: 15, vs. West Texas (3/3/82)
Season: 194 (1980-81)

Steals:
Game: 21, vs. Northern Illinois (12/8/94)
Season: 330 (1994-95)

Largest Margin of Victory:
Game: 69 (104-35), vs. Brescia (11/26/16)

Most Consecutive Wins:
Season: 23 (1985-86)

Cartaesha Macklin (2012-16)

10 Southern Illinois (96-104).indd 101 11/23/2020 2:07:45 PM

SOUTHERN ILLINOIS ALL-TIME VS. MVC TEAMS

Bradley
(So. Illinois leads 52-27)

1983	at So. Illinois	W	81-52
1984	at Bradley	W	72-39
	at So. Illinois	W	86-57
1985	at Bradley	W	67-51
	at So. Illinois	W	73-46
1986	at Bradley	W	72-63
	at So. Illinois	W	66-48
1987	at So. Illinois	W	77-59
	at Bradley	W	68-65
	at So. Illinois	W	63-56
1988	at Bradley	W	81-59
	at So. Illinois	W	52-49
1989	at Bradley	W	74-63
	at So. Illinois	W	70-41
1990	at Bradley (OT)	W	73-67
	at So. Illinois	W	61-56
	at So. Illinois	W	62-58
1991	at Bradley	W	56-55
	at So. Illinois	W	78-57
1992	at So. Illinois	W	85-57
	at Bradley	W	69-55
1993	at So. Illinois	W	73-43
	at Bradley	W	77-54
1994	at So. Illinois	W	80-72
	at Bradley	W	78-67
1995	at So. Illinois	W	71-60
	at Bradley	W	84-60
1996	at Bradley	L	58-66
	at So. Illinois	W	66-50
1997	at Bradley (OT)	L	66-69
	at So. Illinois	W	66-64
1998	at Bradley	W	55-46
	at So. Illinois	W	64-48
1999	at So. Illinois	W	63-59
	at Bradley	W	74-70
2000	at So. Illinois	W	58-50
	at Bradley	W	51-47
2001	at Bradley	W	63-62
	at So. Illinois	L	66-73
2002	at Bradley	L	45-63
	at So. Illinois	L	48-70
2003	at Bradley	L	45-66
	at So. Illinois	L	68-83
2004	at Bradley	W	78-75
	at So. Illinois	L	51-86
2005	at So. Illinois	L	42-68
	at Bradley	L	60-70
2006	at So. Illinois	W	66-64
	at Bradley	L	52-43
2007	at Bradley	W	64-40
	at So. Illinois	W	55-50
2008	at Bradley	L	59-76
	at So. Illinois	L	72-77
	$at St. Charles	W	65-54
2009	at Bradley	L	49-73
	at So. Illinois	L	48-60
2010	at Bradley	L	61-72
	at So. Illinois	L	45-60
2011	at Bradley	L	44-80
	at So. Illinois	L	60-76
2012	at So. Illinois	L	59-72
	at Bradley	L	50-66
	$at St. Charles	L	67-85
2013	at Bradley	L	48-90
	at So. Illinois	L	61-77
2014	at So. Illinois (2OT)	W	100-96
	at Bradley	L	68-86
2015	at So. Illinois	W	76-59
	at Bradley	W	72-66
2016	at So. Illinois	W	75-49
	at Bradley	W	65-51
2017	at Bradley	W	66-57
	at So. Illinois	W	69-63
2018	at Bradley	W	63-62
	at So. Illinois	W	62-53
2019	at Bradley	LOT	53-58
	at So. Illinois	W	62-55
2020	at So. Illinois	W	64-50
	at Bradley	L	61-57

Drake
(Drake leads 62-28)

1980	Neutral site	L	49-71
	at Drake	L	43-70
	at So. Illinois	W	63-62
1981	at So. Illinois	L	56-88
	at Drake	L	72-74
1982	at So. Illinois	L	67-75
	at Drake	L	72-84
1983	at So. Illinois	L	79-82
	at Drake	L	68-82
	$at Illinois State	W	76-73
1984	at So. Illinois	W	65-49
	at Drake	L	53-77
1985	at So. Illinois	L	73-75
	at Drake	L	69-75
1986	at Drake	W	70-68
	at So. Illinois	W	49-47
1987	at So. Illinois	W	64-45
	at Drake	W	72-45
1988	at So. Illinois	W	61-53
	at Drake (OT)	L	52-57
1989	at So. Illinois	W	63-45
	at Drake	L	64-68
	at So. Illinois	W	80-65
1990	at So. Illinois	W	68-49
	at Drake	W	49-48
1991	at Drake	L	57-60
	at So. Illinois	W	63-47
1992	at So. Illinois	W	74-47
	at Drake (OT)	W	73-71
1993	at Drake	L	56-61
	at So. Illinois	W	82-57
1994	at So. Illinois	W	86-81
	at Drake	L	49-81
	at So. Illinois	L	67-80
1995	at Drake	L	70-92
	at So. Illinois	W	87-83
	$at Missouri St.	L	68-82
1996	at So. Illinois	W	76-68
	at Drake	W	73-66
1997	at Drake	L	48-89
	at So. Illinois	L	61-62
	$at Missouri St.	L	48-77
1998	at So. Illinois	L	54-73
	at Drake	L	47-73
1999	at Drake	L	58-79
	at So. Illinois	L	44-54
2000	at So. Illinois	L	64-73
	at Drake	L	51-71
2001	at Drake	L	71-89
	at So. Illinois	L	66-68
2002	at So. Illinois	L	62-95
	at Drake	L	49-84
2003	at Drake	L	46-76
	at So. Illinois	L	59-73
2004	at So. Illinois	L	42-69
	at Drake	L	53-65
2005	at So. Illinois	L	49-70
	at Drake	L	53-75
2006	at So. Illinois	W	74-66
	at Drake	L	81-55
2007	at So. Illinois	W	59-57
	at Drake	W	49-45
	at Drake	L	59-47
2008	at So. Illinois	L	52-55
	at Drake	L	57-72
2009	at So. Illinois (OT)	L	69-79
	at Drake	L	46-57
2010	at So. Illinois	W	80-60
	at Drake	L	56-74
2011	at So. Illinois	L	57-70
	at Drake	L	50-67
2012	at Drake	L	59-73
	at So. Illinois	W	63-59
2013	at So. Illinois	W	77-70
	at Drake	L	65-80
2014	at Drake	L	72-74
	at So. Illinois	L	55-80
2015	at Drake	L	66-81
	at So. Illinois	W	81-76
2016	at Drake	W	77-67
	at So. Illinois	L	64-71
2017	at Drake	L	59-75
	at So. Illinois	L	60-71
2018	at So. Illinois	L	64-75
	at Drake	L	73-84
	$at Moline	L	59-68
2019	at Drake	L	66-94
	at So. Illinois	L	64-71
2020	at So. Illinois	L	73-65
	at Drake	L	91-76

Evansville
(So. Illinois leads 34-28)

1985	Neutral site	W	59-44
	at So. Illinois	W	83-58
1986	at Evansville	W	71-46
1990	at So. Illinois	W	70-48
1991	at Evansville	W	70-64
1992	at So. Illinois	L	80-85
1994	at Evansville	W	86-68
1995	at Evansville	W	83-57
	at So. Illinois	W	89-60
1996	at So. Illinois	W	66-59
	at Evansville	W	72-52
1997	at So. Illinois	L	59-63
	at Evansville	W	70-63
1998	at Evansville	W	72-68
	at So. Illinois	W	73-52
1999	at Evansville	L	53-73
	at So. Illinois	L	53-57
2000	at So. Illinois	L	58-60
	at Evansville	L	39-74
	$at Missouri St.	L	56-76
2001	at Evansville	L	60-78
	at So. Illinois	W	82-77
2002	at So. Illinois	L	49-87
	at Evansville	L	63-80
2003	at Evansville	L	85-95
	at So. Illinois	W	84-80
2004	at So. Illinois	W	65-62
	at Evansville	L	57-63
2005	at So. Illinois	L	53-54
	at Evansville	L	55-67
2006	at Evansville	L	73-53
	at So. Illinois (OT)	L	66-63
2007	at Evansville	W	69-55
	at So. Illinois	W	63-60
2008	at Evansville	L	67-77
	at So. Illinois	L	61-71
2009	at Evansville	L	65-70
	at So. Illinois	W	65-59
	$at St. Charles	L	53-58
2010	at So. Illinois	W	79-68
	at Evansville	W	65-63
2011	at Evansville	L	45-79
	at So. Illinois	L	45-59
2012	at Evansville	W	74-60
	at So. Illinois	W	72-46
2013	at Evansville	L	65-71
	at So. Illinois	L	41-52
	$at St. Charles (OT)	W	83-74
2014	at So. Illinois	W	66-57
	at Evansville	L	31-67
2015	at So. Illinois	L	58-63
	at Evansville	W	62-53
2016	at So. Illinois	W	74-56
	at Evansville	W	66-63
2017	at Evansville	L	60-63
	at So. Illinois	L	61-74
2018	at Evansville	W	74-62
	at So. Illinois	W	66-41
2019	at So. Illinois	W	67-47
	at Evansville	W	80-60
2020	at Evansville	W	70-57
	at So. Illinois	W	99-60

Illinois State
(Illinois State leads 65-49)

1962	N/A	W	
1964	N/A	W	25-22
	N/A	L	15-31
	N/A	W	38-21
1966	N/A	L	21-44
1968	at Illinois State	L	27-32
1969	N/A	W	43-42
1970	N/A	W	43-37
	N/A	L	32-35
1971	N/A	W	32-27
1972	at Illinois State	L	44-53
	at Illinois State	L	45-61
	at Illinois State	L	36-54
1973	at Illinois State	W	38-27
	at Illinois State	L	36-52
1974	at So. Illinois	L	31-47
	at So. Illinois	L	41-65
	at Illinois State	L	36-42
1975	at Illinois State	L	47-67
1976	at Illinois St. (OT)	W	69-67
	at Illinois State	L	55-68
1977	at Illinois State	L	58-66
1978	at Illinois State	W	82-57
	at So. Illinois	W	61-48
	at Illinois State	L	63-66
1980	at So. Illinois	L	62-66
1981	at Illinois State	L	80-96
	at Illinois State	L	65-73
	at Illinois State	L	71-85
1982	at So. Illinois	L	56-73
	at So. Illinois	L	56-73
1983	at Illinois State	L	67-78
	at Illinois State	L	54-62
1984	at Illinois State	W	64-58
	at So. Illinois	L	62-74
1985	at So. Illinois	L	61-62
	at Illinois State	L	63-65
1986	at So. Illinois	W	67-47
	at Illinois State	W	58-46
1987	at Illinois State	W	66-49
	at So. Illinois	W	69-61
1988	at So. Illinois	L	59-79
	at Illinois State	L	77-78
1989	at Illinois State	L	53-76
	at So. Illinois	W	53-51
	at Illinois State	L	53-70
1990	at So. Illinois (OT)	L	60-68
	at Illinois State	W	70-61
	at So. Illinois	W	71-54
1991	at So. Illinois	W	58-51
	at Illinois State	L	58-74
	at So. Illinois	W	66-42
1992	at Illinois State	W	75-55
	at So. Illinois	W	59-49
	at So. Illinois	W	78-64
1993	at So. Illinois	W	73-64
	at Illinois State	W	77-65
	at So. Illinois	W	68-57
1994	at So. Illinois	W	82-77
	at Illinois State	W	76-61
1995	at Illinois State	W	77-72
	at So. Illinois	W	92-68
1996	at So. Illinois	W	89-54
	at Illinois State	L	61-68
	$at Drake	L	59-64
1997	at So. Illinois	W	60-49
	at Illinois State	L	47-63
1998	at So. Illinois	L	58-59
	at Illinois State	W	57-54
1999	at Illinois State	W	69-68
	at So. Illinois	W	61-51
2000	at Illinois State	W	47-59
	at So. Illinois	L	49-47
2001	at So. Illinois	W	70-55
	at Illinois State	W	58-47
2002	at So. Illinois	L	67-69
	at Illinois State	W	64-51
2003	at So. Illinois	L	56-65
	at Illinois State	W	74-69
2004	at Illinois State	L	56-86
	at So. Illinois	L	63-85
2005	at Illinois State	L	44-81
	at So. Illinois	L	59-66
	at Illinois State	W	87-65
2006	at So. Illinois (OT)	W	59-58
2007	at So. Illinois	L	84-72
	at Illinois State	W	79-66
2008	at So. Illinois	L	78-82
	at Illinois State	W	72-69
	$at St. Charles	L	65-77
2009	at Illinois State	L	51-75
	at So. Illinois	L	68-71
2010	at Illinois State	L	78-88
	at So. Illinois	L	63-80
2011	at So. Illinois	L	44-82
	at Illinois State	L	62-87
2012	at Illinois State	L	51-75
	at So. Illinois	L	50-72
2013	at Illinois State	L	41-89
	at So. Illinois	L	68-71
2014	at So. Illinois	L	59-76
	at Illinois St. (OT)	L	63-68
2015	at Illinois State	W	65-56
	at So. Illinois	L	54-69
2016	at So. Illinois	W	76-71
	at Illinois State	W	68-55
2017	at Illinois State	W	63-56
	at So. Illinois	W	57-48
2018	at Illinois State	L	46-49
	at So. Illinois	L	36-39
2019	at Illinois State	L	52-60
	at So. Illinois	L	66-68
2020	at So. Illinois	L	62-54
	at Illinois State	L	66-56

Indiana State
(So. Illinois leads 51-45)

1969	N/A	W	53-24
1970	N/A	W	57-32
1972	N/A	W	50-40
1973	N/A	L	36-62
1974	N/A	L	36-64
1975	at So. Illinois	L	46-48
1976	at Indiana State	L	55-59
1977	at So. Illinois	W	74-51
1978	at So. Illinois	W	70-61
	Neutral site	L	43-48
1979	at So. Illinois	W	60-48
1980	at Indiana State	L	65-77
1981	at Indiana State	L	75-88
	at So. Illinois	W	93-73
1982	at Indiana St. (OT)	W	76-73
1983	at Indiana State	W	63-60
	at So. Illinois	W	83-58
1984	at Indiana State	W	72-64
	at So. Illinois	W	101-61
1985	at So. Illinois	W	68-67
	at Indiana State	W	72-51
1986	at So. Illinois	W	68-46
	at Indiana State	W	66-52
1987	at Indiana State	W	69-47
	at So. Illinois	W	80-67
1988	at So. Illinois	W	77-73
	at Indiana State	L	57-60
1989	at Indiana State	W	63-62
	at So. Illinois	W	73-52
1990	at So. Illinois	L	37-38
	at Indiana State	W	77-68
1991	at So. Illinois	W	72-60
	at Indiana State	L	64-70
1992	at Indiana State	W	81-53
	at So. Illinois	W	73-59
1993	at Indiana State	W	70-46
	at So. Illinois	W	83-69
1994	at Indiana State	W	72-67
	at So. Illinois	W	74-64
1995	at Indiana State	L	78-84
	at So. Illinois	W	82-59
	$at Missouri St.	W	86-78
1996	at So. Illinois	W	82-75
	at Indiana State	W	77-60
1997	at So. Illinois	W	72-52
	at Indiana State	L	52-61
	$at Missouri St.	W	59-58
1998	at So. Illinois	L	47-69
	at Indiana State	W	68-49
1999	at Indiana State	L	65-82
	at So. Illinois	L	44-48
2000	at Indiana State	W	64-62
	at So. Illinois	L	52-67
2001	at So. Illinois	L	50-54
	at Indiana State	L	71-84
2002	at So. Illinois	L	65-71
	at Indiana State	L	49-71
2003	at So. Illinois	L	61-80
	at Indiana State	L	53-92
2004	at Indiana State	L	58-91
	at So. Illinois	L	84-98
2005	at Indiana State	L	66-78
	at So. Illinois	L	51-94
2006	at Indiana State	L	74-61
	at So. Illinois	L	82-70
2007	at So. Illinois	W	86-69
	at Indiana State	L	74-69
2008	at So. Illinois	W	95-76
	at Indiana State	L	68-77
2009	at Indiana State	L	37-63
	at So. Illinois	W	74-71
2010	at Indiana State	L	51-63
	at So. Illinois	L	62-70
	$at St. Charles	L	57-73
2011	at So. Illinois	L	42-48
	at Indiana State	L	57-93
	$at St. Charles	L	68-83
2012	at Indiana State	L	66-72
	at So. Illinois	L	46-69
2013	at Indiana State	L	57-72
	at So. Illinois	L	64-77
2014	at So. Illinois	L	44-63
	at Indiana State	L	35-72
2015	at So. Illinois	W	65-53
	at Indiana State	W	76-58
2016	at So. Illinois	W	76-64
	at Indiana State	W	62-58
2017	at So. Illinois	L	53-68
	at Indiana State	W	70-66
2018	at Indiana State	W	64-45
	at So. Illinois	W	54-43
	$at Moline	W	69-67
2019	at So. Illinois	L	58-61
	at Indiana State	W	80-61
2020	at Indiana State	W	78-55
	at So. Illinois	W	60-42

Loyola
(So. Illinois leads 11-8)

1982	at Loyola	W	75-60
1984	at So. Illinois	W	85-59
2011	at So. Illinois	L	44-66
2012	at Loyola	L	73-82
2014	at So. Illinois	L	48-60
	at Loyola	L	56-67
2015	at So. Illinois	W	64-58
	at Loyola (OT)	W	74-70
2016	at So. Illinois (OT)	L	68-69
	at Loyola	L	59-83
	$at Moline	W	73-64
2017	at So. Illinois	W	73-57
	at Loyola	W	71-46
2018	at So. Illinois	W	62-46
	at Loyola	L	53-62
2019	at So. Illinois	W	74-63
	at Loyola	W	64-41
2020	at Loyola	L	51-49
	at So. Illinois	W	58-41

Missouri State
(Missouri State leads 55-29)

1977	at Missouri State	W	67-64
1978	at So. Illinois	W	55-44
1979	at Missouri State	W	66-56
1980	at Missouri State	W	65-43
1983	at So. Illinois	W	72-62
1984	at So. Illinois	W	87-55
	at Missouri State	W	76-52
1985	at Missouri State	W	64-58
	at So. Illinois	W	52-37
1986	at So. Illinois	W	75-33
	at Missouri State	W	86-64
1987	at Missouri State	W	77-64
	at So. Illinois	W	68-48
1988	at Missouri State	W	76-68
	at So. Illinois	W	68-48
1989	at So. Illinois	W	63-53
	at Missouri State	W	53-50
1990	at Missouri State	L	54-69
	at So. Illinois	W	70-59
1991	at So. Illinois	W	72-58
	at Missouri State	L	60-72
	at Missouri State	L	61-74
1992	at Missouri State	L	63-90
	at So. Illinois	L	63-73
	at Missouri State	L	69-86
1993	at Missouri State	L	58-65
	at So. Illinois	L	57-68
	at Missouri State	L	53-54
1994	at Missouri State	L	48-91
	at So. Illinois	L	65-69
1995	at So. Illinois	W	74-60
	at Missouri St. (OT)	L	67-74
1996	at Missouri State	L	63-77
	at So. Illinois	W	62-51
1997	at So. Illinois	L	63-70
	at Missouri State	W	80-65
1998	at Missouri State	L	80-89
	at So. Illinois	L	60-65
1999	at So. Illinois	L	56-76
	at Missouri State	L	47-85
	$at Drake	L	58-73
2000	at Missouri State	L	41-69
	at So. Illinois	L	52-78
2001	at So. Illinois	L	70-81
	at Missouri State	L	70-89
2002	at Missouri State	L	48-86
	at So. Illinois	L	57-69
2003	at So. Illinois	L	56-69
	at Missouri State	L	56-86
2004	at So. Illinois	L	53-84
	at Missouri State	L	35-89
2005	at Missouri State	L	48-78
	at So. Illinois	L	63-89
2006	at Missouri State	L	69-52
	at So. Illinois	L	62-55
2007	at Missouri State	W	63-38
	at So. Illinois	W	60-47
2008	at Missouri State	L	67-77
	at So. Illinois	L	58-78
2009	at So. Illinois	W	69-58
	at Missouri State	L	57-69
2010	at So. Illinois	L	68-69
	at Missouri State	L	72-83
2011	at Missouri State	L	50-82
	at So. Illinois	L	58-70
2012	at So. Illinois	W	78-72
	at Missouri State	L	61-81
2013	at So. Illinois	L	72-79
	at Missouri State	L	74-81
2014	at Missouri State	L	58-76
	at So. Illinois	L	76-93
	$at St. Charles	L	39-61
2015	at Missouri State	L	57-61
	at So. Illinois	L	57-73
2016	at Missouri State	L	77-82
	at So. Illinois	W	69-61
2017	at So. Illinois	L	60-78
	at Missouri State	L	73-59
2018	at So. Illinois (OT)	W	71-69
	at Missouri State	L	61-79
2019	at Missouri State	L	51-66
	at So. Illinois	L	58-70
2020	at So. Illinois	W	70-68
	at Missouri State	L	88-57

Northern Iowa
(UNI leads 41-34)

1984	at So. Illinois	W	79-47
	at UNI	W	83-37
1985	at So. Illinois	W	53-31
	at UNI	W	68-57
1986	at UNI	W	84-47
	at So. Illinois	W	69-40
1987	at So. Illinois	W	98-68
	at UNI	W	87-64
1988	at So. Illinois	W	31-39
	at UNI (OT)	W	60-58
1989	at So. Illinois	W	56-43
	at UNI	W	79-59
1990	at So. Illinois	W	78-59
	at UNI	W	75-61
1991	at UNI	W	74-48
	at So. Illinois	W	82-40
1992	at So. Illinois	W	67-59
	at UNI	L	59-60
1993	at UNI	W	86-62
	at So. Illinois	W	92-68
1994	at So. Illinois	W	75-61
	at UNI	L	64-75
1995	at So. Illinois	W	63-53
	at UNI	W	78-64
1996	at UNI	W	83-59
	at So. Illinois	W	84-54
1997	at UNI	W	71-68
	at So. Illinois	W	84-75
1998	at UNI	L	54-68
	at So. Illinois	L	47-61
1999	at So. Illinois	L	47-75
	at UNI	L	51-65
2000	at So. Illinois	L	49-57
	at UNI	L	57-71
2001	at So. Illinois	L	74-83
	at UNI	L	55-79
2002	at UNI	L	42-79
	at So. Illinois	W	63-55
2003	at UNI	L	53-83
	at So. Illinois	L	69-74
2004	at UNI	L	55-90
	at So. Illinois	L	68-70
2005	at So. Illinois	L	40-64
	at UNI	L	43-72
2006	at So. Illinois	L	53-48
	at UNI	L	49-40
2007	at UNI	W	79-74
	at So. Illinois	W	49-46
2008	at UNI	L	52-64
	at So. Illinois	L	69-74
2009	at UNI	L	41-54
	at So. Illinois	W	58-40
2010	at UNI	L	43-64
	at So. Illinois	L	62-71
2011	at UNI	L	39-79
	at So. Illinois	L	41-68
2012	at So. Illinois	L	66-70
	at UNI	L	51-73
2013	at UNI	L	59-76
	at So. Illinois	L	60-74
2014	at UNI	L	53-87
	at So. Illinois	L	48-78
2015	at UNI	L	70-79
	at So. Illinois	W	79-75
	$at St. Charles	L	50-59
2016	at UNI	W	65-60
	at So. Illinois	L	64-73
	$at Moline	L	43-67
2017	at UNI	L	49-79
	at So. Illilnois	W	64-59
2018	at So. Illinois (OT)	W	60-53
	at UNI	L	63-71
2019	at UNI	L	53-65
	at So. Illinois	L	67-76
	$at Moline	L	63-66
2020	at So. Illinois	L	60-57
	at UNI	L(OT)	71-66

Valparaiso
(So. Illinois leads 5-1)

2018	at So. Illinois	W	74-63
	at Valpo (2OT)	W	88-86
2019	at So. Illinois	W	87-65
	at Valparaiso	W	58-47
2020	at Valparaiso	W	67-51
	at So. Illinois	L	69-58

$MVC Tournament game

SOUTHERN ILLINOIS YEAR-BY-YEAR RESULTS

1981-82 (17-12)
Coach: Cindy Scott

N21	at Murray State	W	68-62
N30	Indiana	W	77-76
D5	at SEMO	W	68-55
D11	Northwestern	L	58-63
D13	Chicago Circle	W	77-59
D14	at Louisville	L	68-77
D19	UCLA	L	44-85
D21	at Wichita State	L	70-84
J5	Murray State	W	97-80
J8	at UT-Martin	L	66-68
J12	Illinois State	L	56-73
J15	%Louisville	W	55-52
J16	%Kentucky	L	56-74
J18	Western Kentucky	W	68-63
J22	$Kent State	W	69-68
J23	$Eastern Michigan	W	64-59
J28	Drake	L	67-75
J30	Missouri	W	71-67
F5	at Purdue	L	63-67
F6	at Indiana State (OT)	W	76-73
F8	at E. Illinois	W	86-57
F10	Saint Louis	W	69-52
F12	UMSL	W	80-69
F19	at Illinois	L	55-73
F20	at Western Illinois	W	77-68
F26	at Drake	L	72-84
F27	at Northern Illinois	W	88-76
M3	Tulsa	W	90-50
M4	Illinois State	L	56-73

%Lady Kat Invite; $Arby's Illini Classic

1982-83 (22-11)
Coach: Cindy Scott

N27	Oregon State	L	63-65
N29	at Vanderbilt	W	72-69
N30	at Western Kentucky	L	63-68
D4	Illinois	L	55-56
D9	Murray State	W	76-50
D11	at Illinois Central	W	84-69
D17	at Illinois-Chicago	W	70-53
D18	at Loyola	W	75-60
J6	%Florida A&M	W	80-56
J7	%McNeese State	W	66-56
J8	%at Central Florida	W	94-63
J15	Western Illinois	W	71-39
J18	DePaul	W	88-58
J22	Wichita State	W	63-56
J25	at Indiana State	W	63-60
J27	Drake	L	79-82
F1	at Illinois State	L	67-78
F4	Missouri State	W	72-62
F9	at Saint Louis	W	59-48
F11	Louisville	L	61-70
F12	Tennessee-Martin	W	79-39
F14	Indiana State	W	83-58
F18	at Drake	L	68-82
F19	at Creighton	W	59-44
F21	Eastern Illinois	W	71-53
F23	at Missouri (2OT)	L	76-83
F26	at Murray State	W	71-52
M5	^Bradley	W	81-52
M9	^Drake	W	76-73
M11	^Illinois State	L	54-62
M17	#Memphis State	L	69-77
M18	#Hawaii	W	84-68
M19	#Texas Tech	L	68-77

%Central Florida Classic; ^Gateway Tournament; #WNIT

1983-84 (22-6; 15-3 GC)
Coach: Cindy Scott

N27	%Creighton	L	56-58
N28	%Eastern Illinois	W	69-60
D2	$Oklahoma	W	82-62
D3	$Washington State	W	66-51
D8	Western Kentucky	W	66-60
D10	Vanderbilt	L	75-80
D13	Illinois-Chicago	W	67-53
D19	at DePaul	L	62-63
J2	at Illinois	W	65-48
J5	*at Illinois State	W	64-58
J7	*at Indiana State	W	72-64
J12	*Drake	W	65-49
J14	*UNI	W	79-47
J20	*at Bradley	W	72-39
J21	*at Western Illinois	W	68-50
J27	*Missouri State	W	87-55
J28	*Wichita State	W	81-44
F4	*at E. Illinois	W	72-55
F9	*at UNI	W	83-37
F11	*at Drake	L	53-77
F16	*Western Illinois	W	101-64
F18	*Bradley	W	86-57
F23	*at Wichita State	L	63-76
F24	*at Missouri State	W	76-52
F26	Loyola	W	85-59
M3	*Eastern Illinois	W	75-61
M5	*Indiana State	W	101-61
M7	*Illinois State	L	62-74

%Lady Tiger Classic; $Dial Classic; *Gateway game

1984-85 (21-7; 14-4 GC)
Coach: Cindy Scott

N19	%Tennessee	L	54-56
N20	%Evansville	W	59-44
N27	Evansville	W	83-58
D1	Memphis State	L	65-66
D5	at Western Kentucky	L	55-65
D11	Murray State	W	77-61
D14	$Oklahoma City (OT)	W	82-72
D15	$San Diego State	W	77-73
J3	*Indiana State	W	68-67
J5	*Illinois State	L	61-62
J7	Saint Louis	W	67-31
J10	*at Bradley	W	67-51
J12	*at Western Illinois	W	78-64
J17	*UNI	W	53-51
J19	*Drake	L	73-75
J26	*Eastern Illinois	W	78-46
J31	*at Missouri State	W	64-58
F2	*at Wichita State	W	43-34
F4	Creighton	W	62-46
F7	*Western Illinois	W	81-49
F9	*Bradley	W	73-46
F14	*at Drake	L	69-75
F16	*at UNI	W	68-57
F23	*at Eastern Illinois	W	66-50
F28	*Wichita State	W	57-52
M1	*Missouri State	W	52-37
M4	*at Illinois State	L	63-65
M6	*at Indiana State	W	72-51

%Bowling Green Bank Invitational; $Dial Classic; *Gateway game

1985-86 (25-4; 18-0 GC)
Coach: Cindy Scott

N23	at Illinois	L	74-78
N26	at Memphis State	W	71-56
N29	San Diego State	W	76-55
D4	at Kentucky	L	62-66
D6	Western Kentucky	L	60-92
D7	Ball State	W	82-62
D14	at New Mexico	W	67-45
D18	at Murray State	W	74-63
J4	*Wichita State	W	71-60
J6	*Missouri State	W	75-33
J11	*at Eastern Illinois	W	68-56
J16	*at Western Illinois	W	77-47
J18	*at Bradley	W	72-63
J22	*Indiana State	W	68-46
J25	*Illinois State	W	67-47
J31	*at Drake	W	70-68
F1	*at UNI	W	84-47
F7	*Eastern Illinois	W	69-62
F10	at Saint Louis	W	70-45
F12	*at Evansville	W	71-46
F14	*Western Illinois	W	79-47
F17	*Bradley	W	66-48
F21	*at Illinois State	W	58-46
F23	*at Indiana State	W	66-52
F28	*UNI	W	69-40
M1	*Drake	W	49-47
M3	*at Wichita State	W	70-52
M5	*at Missouri State	W	86-64
M14	#at Auburn	L	39-61

*Gateway game; #NCAA Tournament

1986-87 (28-3; 18-0 GC)
Coach: Cindy Scott

N29	at Memphis State	L	63-66
D5	%Northern Arizona	W	77-58
D6	%San Diego State	W	59-57
D9	Purdue	W	56-49
D11	Saint Louis	W	71-53
D13	at Western Kentucky	W	64-63
D20	Illinois	W	60-49
D28	*at Wichita State	W	70-54
D30	*at Missouri State	W	77-64
J3	*Drake	W	64-45
J5	*UNI	W	98-68
J10	*at Eastern Illinois	W	71-55
J15	*at Illinois State	W	66-49
J17	*at Indiana State	W	69-47
J22	*Bradley	W	77-59
J24	*Western Illinois	W	73-51
J29	*at UNI	W	87-64
J31	*at Drake	W	72-45
F2	Northern Illinois	W	87-60
F4	at Tennessee Tech	L	65-73
F7	*Eastern Illinois	W	70-55
F12	*Indiana State	W	80-67
F14	*Illinois State	W	69-61
F19	*at Western Illinois	W	73-61
F21	*at Bradley	W	68-65
F26	*Missouri State	W	68-48
F28	*Wichita State	W	80-49
M4	^Bradley	W	63-56
M6	^Eastern Illinois	W	53-51
M15	#Louisiana State	W	70-56
M19	#Louisiana Tech	L	53-66

%Dial Classic; *Gateway game; ^Gateway Tournament; #NCAA Tournament

1987-88 (16-11; 12-6 GC)
Coach: Cindy Scott

N28	%Georgia	L	53-58
N29	%Missouri	W	69-51
D5	Memphis State	W	84-62
D9	at Illinois	L	58-61
D12	Indiana	L	48-50
D14	Tennessee Tech	W	78-65
D19	Western Kentucky	W	76-58
D21	at Purdue	L	67-82
D30	*at Eastern Illinois	L	50-62
J2	*at Bradley	W	81-59
J4	*at Western Illinois	W	89-63
J7	*Drake	W	61-53
J9	*UNI	W	71-39
J15	*at Wichita State	W	57-48
J17	*at Missouri State	W	76-68
J21	*Illinois State	L	59-79
J23	*Indiana State	W	77-73
J28	*Western Illinois	W	80-46
J30	*Bradley	W	52-49
F4	*at UNI (OT)	W	60-58
F6	*at Drake (OT)	L	52-57
F11	*Missouri State	W	68-48
F13	*Wichita State	W	76-40
F18	*at Indiana State	L	57-60
F20	*at Illinois State	L	77-78
F25	*Eastern Illinois	L	54-66
F27	at Northern Illinois	L	67-79

%Amana Hawkeye Classic; *Gateway game

1988-89 (19-10; 15-3 GC)
Coach: Cindy Scott

N25	Murray State	L	64-68
D2	Purdue	L	60-69
D4	at Western Kentucky	L	59-80
D7	at Indiana	L	44-58
D10	Central Michigan	W	47-32
D19	%Long Beach	L	53-61
D20	%Memphis State	W	62-48
J2	*at Illinois State	L	53-76
J4	*at Indiana State	W	63-62
J7	*Drake	W	63-45
J9	*UNI	W	56-43
J12	*at Bradley	W	74-63
J14	*at Western Illinois	W	47-37
J19	*Missouri State	W	63-53
J21	*Wichita State	W	67-42
J23	at Tennessee	L	44-78
J28	*Eastern Illinois	L	57-70
F2	*at UNI	W	79-59
F4	*at Drake	L	64-68
F9	*Western Illinois	W	71-48
F11	*Bradley	W	70-41
F16	*at Wichita State	W	56-54
F18	*at Missouri State	W	53-50
F20	Northern Illinois (OT)	W	71-63
F25	*Eastern Illinois	W	67-61
M1	*Indiana State	W	73-52
M3	*Illinois State	W	53-51
M6	^Drake	W	80-65
M10	^Illinois State	L	53-70

%Husky Classic; *Gateway game; ^Gateway Tournament

1989-90 (21-10; 14-4 GC)
Coach: Cindy Scott

N24	%Virginia	L	60-81
N25	%Oregon State	W	63-54
N26	%Washington State	L	47-51
D2	Evansville	W	70-48
D4	Creighton (OT)	L	84-85
D9	Western Kentucky	W	53-52
D12	at Murray State	W	77-68
D18	at Northern Illinois	L	68-91
D20	at Purdue	L	42-61
J2	*Indiana State	L	37-38
J4	*Illinois State (OT)	L	60-68
J6	*at Bradley (OT)	W	73-67
J8	*Western Illinois	W	86-68
J11	*UNI	W	78-59
J13	*Drake	W	68-49
J15	at Tennessee Tech	W	62-60
J18	*at Eastern Illinois	W	72-63
J25	*at Missouri State	L	54-69
J27	*at Wichita State (OT)	W	68-67
F1	*Western Illinois	W	73-65
F5	*Bradley	W	61-56
F8	*at Drake	W	49-48
F20	*at UNI	W	75-61
F17	*Eastern Illinois	L	60-72
F22	*Wichita State	W	63-61
F24	*Missouri State	W	70-59
F28	*at Illinois State	W	70-61
M2	*at Indiana State	W	77-68
M9	^Bradley	W	62-58
M10	^Illinois State	W	71-54
M14	#at Ohio State	L	61-73

%Hawaii Wahine Classic; *Gateway game; ^Gateway Tournament; #NCAA Tournament

1990-91 (19-10; 13-5 GC)
Coach: Cindy Scott

N23	%San Francisco	W	71-46
N24	%UNLV	L	55-78
N28	Northern Illinois (OT)	L	71-77
N30	Holy Cross	W	65-51
D5	at Evansville	W	70-64
D11	Murray State	W	74-60
D17	Tennessee Tech	W	72-62
D19	at Creighton	L	54-68
J2	*Missouri State	W	72-58
J4	*Wichita State	W	67-54
J7	*Eastern Illinois	W	70-54
J10	*at Western Illinois	W	78-51
J12	*at Bradley	W	56-55
J17	*Indiana State	W	72-60
J19	*Illinois State	W	58-51
J24	*at Drake	L	57-60
J26	*at UNI	W	74-48
F1	*at Eastern Illinois	W	72-51
F3	at Western Kentucky	L	58-66
F7	*Bradley	W	78-57
F9	*Western Illinois	W	57-49
F14	*at Illinois State	L	58-74
F16	*at Indiana State	L	64-70
F21	*UNI	W	82-40
F23	*Drake	W	63-47
F28	*at Wichita State	L	60-64
M2	*at Missouri State	L	60-72
M6	^Illinois State	W	66-42
M9	^at Missouri State	L	61-74

%7-Up Desert Classic; *Gateway game; ^Gateway Tournament

1991-92 (23-8; 15-3 GC)
Coach: Cindy Scott

N23	Illinois	W	73-48
N27	at Tennessee Tech	W	73-68
N30	at Murray State	W	88-63
D7	at Wisconsin	W	70-69
D14	Evansville	L	80-85
D19	%North Carolina State	W	81-64
D20	%at Stanford	L	63-82
J2	*at Wichita State	W	73-59
J4	*at Missouri State	L	63-90
J9	*Drake	W	74-47
J11	*UNI	W	67-59
J15	at Northern Illinois	L	84-87
J18	*at Eastern Illinois	W	80-63
J23	*at Illinois State	W	75-55
J25	*at Indiana State	W	81-53
J30	*Bradley	W	85-57
F1	*Western Illinois	W	75-59
F6	*at UNI	L	59-60
F8	*at Drake (OT)	W	73-71
F12	Murray State	W	85-75
F15	*Eastern Illinois	W	82-58
F20	*Indiana State	W	73-59
F22	*Illinois State	W	59-49
F27	*at Western Illinois	W	85-84
F29	*at Bradley	W	69-55
M5	*Missouri State	L	63-73
M7	*Wichita State	W	76-47
M11	^Illinois State	W	78-64
M14	^at Missouri State	L	69-86
M18	#at Colorado (OT)	W	84-80
M21	#at Mississippi	L	56-72

%Stanford Classic; *Gateway game; ^Gateway Tournament; #NCAA Tournament

1992-93 (19-10; 12-4 MVC)
Coach: Cindy Scott

D1	Northern Illinois	L	80-84
D4	%Idaho State	W	70-55
D5	%at Colorado	L	52-64
D8	Tennessee Tech (OT)	L	65-66
D11	at Murray State	W	94-75
D13	at Illinois	W	74-70
D19	at Arizona State	L	43-72
D30	Wisconsin	W	81-79
J8	*at Missouri State	L	58-65
J10	*at Wichita State	W	74-61
J14	*Bradley	W	73-43
J16	*Illinois State	W	73-64
J19	at Vanderbilt	L	55-85
J23	*at Indiana State	W	70-46
J28	*at UNI	W	86-62
J30	*at Creighton	L	76-82
F1	*at Drake	L	56-61
F4	Murray State	W	77-62
F8	*Indiana State	W	83-69
F11	*Drake	W	82-57
F13	*UNI	W	92-68
F15	*Creighton	W	76-73
F19	*at Bradley	W	77-54
F21	*at Illinois State	W	77-65
F25	*Missouri State	L	57-68
F27	*Wichita State	W	68-56
M4	^Illinois State	W	68-57
M9	^at Creighton (OT)	W	71-69
M13	^at Missouri State	L	53-54

%Coors Classic; *MVC game; ^MVC Tournament

1993-94 (15-12; 9-7 MVC)
Coach: Cindy Scott

N28	at Tennessee Tech	L	67-69
D3	%Toledo (OT)	L	79-85
D4	%Marshall	W	78-62
D8	Murray State	W	93-62
D11	Illinois	W	69-65
D17	at Northern Illinois	L	56-94
D20	Arizona State	W	73-57
D30	at Evansville	W	86-68
J2	*UNI	W	75-61
J4	*Bradley	W	80-72
J13	*Drake	W	86-81
J15	*Creighton	L	63-76
J19	at Murray State	W	90-64
J23	*at Indiana State	W	72-67
J27	*at Missouri State	L	48-91
J29	*at Wichita State	L	41-82
F2	Vanderbilt	L	57-91
F7	*Illinois State	W	82-77
F11	*at Creighton	L	69-79
F13	*at Drake	L	49-81
F17	*Indiana State	W	74-64
F19	*at Illinois State	W	76-61
F24	*Wichita State	W	69-65
F26	*Missouri State	L	65-69
M3	*at Bradley	W	78-67
M5	*at UNI	L	64-75
M9	^Drake	L	67-80

%Coca Cola Holiday Inn Classic; *MVC game; ^MVC Tournament

1994-95 (19-9; 13-5 MVC)
Coach: Cindy Scott

N27	at Vanderbilt	L	45-94
N30	at Illinois	L	70-87
D3	Tennessee Tech	W	83-67
D6	Murray State	W	74-46
D8	Northern Illinois	W	87-57
D19	%Old Dominion	L	52-64
D20	%Florida State	W	56-52
D21	%Detroit-Mercy	W	71-70
J2	*Missouri State	W	74-60
J4	*Wichita State	L	72-73
J9	*at Evansville	W	83-57
J12	*at Illinois State	W	77-72
J14	*at Indiana State	L	78-84
J21	*Bradley	W	71-60
J23	*UNI	W	63-53
J28	*at Drake	L	70-92
J30	*at Creighton	L	60-73
F6	*Evansville	W	89-60
F11	*Illinois State	W	92-68
F13	*Indiana State	W	82-59
F16	*at Bradley	W	84-60
F18	*at UNI	W	78-64
F23	*Drake	W	87-83
F25	*Creighton	W	81-71
M2	*at Wichita State	W	66-63
M4	*at Missouri State (OT)	L	67-74
M9	^Indiana State	W	86-78
M10	^Drake	L	68-82

%San Juan Shootout; *MVC game; ^MVC Tournament

1995-96 (18-10; 15-3 MVC)
Coach: Cindy Scott

N26	at Middle Tennessee	L	48-66
N28	at Murray State (OT)	W	51-48
D4	at Tennessee Tech	L	54-66
D9	Illinois	L	57-65
D12	Vanderbilt	L	43-76
D18	at Florida Int. (OT)	W	83-82
D20	at Miami	L	61-70
J2	*at Wichita State	W	60-59
J4	*at Missouri State	L	63-77
J7	*Drake	W	76-68
J9	*Creighton	W	77-67
J13	*Evansville	W	66-59
J16	Memphis	L	57-79
J20	*at UNI	W	83-59
J22	*at Bradley	L	58-66
J25	*Illinois State	W	89-54
J28	*Indiana State	W	82-75
F1	*at Drake	W	73-66
F4	*at Creighton	W	78-68
F10	*at Evansville	W	72-52
F15	*Bradley	W	66-50
F17	*UNI	W	84-54
F22	*at Illinois State	L	61-68
F24	*at Indiana State	W	77-60
F29	*Wichita State	W	74-60
M2	*Missouri State	W	62-51
M7	*Wichita State	W	83-65
M8	^Illinois State	L	59-64

*MVC game; ^MVC Tournament

1996-97 (14-14; 9-9 MVC)
Coach: Cindy Scott

N23	Murray State	W	95-63
N26	at Illinois	L	57-85
D1	Tennessee Tech	W	66-59
D6	%vs. Harvard	L	52-76
D8	%vs. San Jose State	W	78-55
D15	Middle Tennessee	W	91-72
D17	at Memphis	L	70-80
D29	*at UNI	W	71-68
D31	*at Bradley (OT)	L	66-69
J3	*Indiana State	W	72-52
J5	*Illinois State	W	60-49
J11	*Evansville	L	59-63
J18	*at Drake	L	48-89
J20	*at Creighton	W	89-79
J24	*Wichita State	W	89-62
J26	*Missouri State	L	63-70
J30	*at Indiana State	L	52-61
F1	*at Illinois State	L	47-63
F4	at Vanderbilt	L	47-77
F8	*at Evansville	W	70-63
F13	*Drake	L	61-62
F15	*Creighton	L	66-73
F20	*at Wichita State	L	58-81
F22	*at Missouri State	W	80-65
F27	*UNI	W	84-75
M1	*Bradley	W	66-64
M6	^Indiana State	W	59-58
M7	^Drake	L	48-77

%Copper Bowl Classic; *MVC game; ^MVC Tournament

1997-98 (10-18; 7-11 MVC)
Coach: Cindy Scott

N14	at Northwestern	L	69-83
N18	Memphis	W	68-65
N27	%Detroit Mercy	L	62-73
N29	%Duke	L	54-76
N30	%at Puerto Rico	W	77-40
D3	at Murray State	W	61-53
D13	at Tennessee-Tech	L	64-67
D21	Colorado	L	57-62
D28	*at Missouri State	L	80-89
D30	*at Wichita State	L	49-66
J4	*Indiana State	L	47-69
J6	*Illinois State	L	58-59
J12	*at Evansville	W	72-68
J15	*at Bradley	W	55-46
J17	*at UNI	L	54-68
J22	*Creighton	L	61-64
J24	*Drake	L	54-73
J29	*at Indiana State	W	68-49
J31	*at Illinois State	W	57-54
F4	*Evansville	W	73-52
F10	Vanderbilt	L	53-65
F13	*Bradley	W	64-48
F15	*UNI	L	47-67
F19	*at Creighton	L	61-78
F21	*at Drake	L	47-73
F26	*Missouri State	L	60-65
F28	*Wichita State	W	62-54
M5	^Drake	L	70-84

%San Juan Shootout; *MVC game; ^MVC Tournament

1998-99 (6-21; 5-13 MVC)
Coach: Julie Beck

N15	Tennessee Tech	L	55-68
N20	Murray State	W	84-73
N23	at Memphis	L	67-84
N27	%at Santa Clara	L	51-80
N28	%vs. Rice	L	55-62
D5	at Saint Louis	L	52-78
D12	Michigan State	L	56-66
D20	at Colorado	L	51-79
J2	*at Indiana State	L	65-82
J4	*at Illinois State	W	69-68
J7	*UNI	L	47-75
J9	*Bradley	W	63-59
J11	*Wichita State	W	63-55
J16	*at Evansville	L	53-73
J21	*at Drake	L	58-79
J23	*at Creighton	L	58-73
J28	*Indiana State	L	44-48
J30	*Illinois State	W	61-51
F4	*at UNI	L	51-65
F6	*at Bradley	W	74-70
F13	*Evansville	L	53-57
F15	*Drake	L	44-54
F18	*Missouri State	L	56-76
F20	*Creighton	L	52-55
F25	*at Wichita State	L	49-79
F27	*at Missouri State	L	47-85
M4	^Missouri State	L	58-73

%Diet Coke Shootout; *MVC game; ^MVC Tournament

1999-00 (8-20; 5-13 MVC)
Coach: Julie Beck

N19	%Wisconsin	L	58-66
N21	%Georgia Southern	W	63-58
N27	at Michigan State	L	59-74
N29	Illinois-Chicago	W	62-46
D1	Saint Louis	L	44-52
D4	at DePaul	L	52-60
D7	Missouri	L	61-66
D10	at Tennessee Tech	L	64-74
D18	at Murray State	W	73-56
D29	*at Indiana State	W	64-62
J2	*at Illinois State	L	47-59
J6	*Bradley	W	58-50
J8	*UNI	L	49-57
J13	*at Missouri State	L	41-69
J15	*at Wichita State	L	39-61
J20	*Drake (OT)	L	64-73
J22	*Creighton	L	47-57
J29	*Evansville	L	58-60
F5	*at Bradley	W	51-47
F7	*at UNI	L	57-71
F11	*Wichita State	L	44-65
F13	*Missouri State	L	52-78
F17	*at Drake	L	51-71
F19	*at Creighton	W	70-68
F26	*at Evansville	L	39-74
M2	*Illinois State	W	49-47
M4	*Indiana State	L	52-67
M9	^Evansville	L	56-76

%TNT Tournament; *MVC game; ^MVC Tournament

2000-01 (7-20; 4-14 MVC)
Coach: Lori Opp

N18	at Illinois-Chicago	W	57-40
N25	at Louisiana-Lafayette	L	74-79
N29	Tennessee Tech	L	74-81
D1	%at SMU	L	80-86
D2	%vs. Ark.-Pine Bluff	W	75-51
D6	DePaul	L	57-74
D9	at Missouri	L	57-81
D16	at Saint Louis	L	56-83
D19	Tennessee-Martin	W	74-67
D30	*at Evansville	L	60-78
J5	*at Bradley	W	63-62
J8	*UNI	L	74-83
J11	*Missouri State	L	70-81
J13	*Wichita State	L	83-89
J18	*at Creighton	L	72-82

SOUTHERN ILLINOIS YEAR-BY-YEAR RESULTS

J20	*at Drake	L	71-89
J25	*Indiana State	L	50-54
J27	*Illinois State	W	70-55
J31	*Bradley	L	66-73
F4	*at UNI	L	55-79
F9	*at Missouri State	L	70-89
F11	*at Wichita State	L	64-80
F15	*Drake	L	66-68
F17	*Creighton	L	47-80
F22	*at Indiana State	L	71-84
F25	*at Illinois State	W	58-47
M3	*Evansville	W	82-77

%SMU Hoops for Cure Classic; *MVC game

2001-02 (6-21; 2-16 MVC)
Coach: Lori Opp

N16	at Nebraska	L	47-88
N19	Saint Louis	W	57-53
N24	at SEMO	L	70-81
N29	at Tennessee-Martin	W	82-67
D2	at Tennessee Tech	L	75-82
D5	Eastern Illinois	W	76-65
D8	Tennessee State	W	71-63
D19	%vs. Winthrop	L	65-72
D20	%vs. Maryland E. Shore	L	59-62
D30	*Creighton	L	63-71
J1	*Drake	L	62-95
J5	*Evansville	L	49-87
J12	*at Missouri State	L	48-86
J14	*at Wichita State	L	53-85
J17	*Indiana State	L	65-71
J20	*Illinois State	L	67-69
J24	*at UNI	L	42-79
J26	*at Bradley	L	45-63
J30	*at Evansville	L	63-80
F8	*Wichita State	L	70-85
F10	*Missouri State	L	57-69
F15	*at Indiana State	L	49-71
F17	*at Illinois State	W	64-51
F21	*UNI	W	63-55
F23	*Bradley	L	48-70
F28	*at Drake	L	49-84
M2	*at Creighton	L	54-88

%Navy Classic; *MVC game

2002-03 (7-20; 3-15 MVC)
Coach: Lori Opp

N23	DePaul	L	60-69
N25	at Kentucky	L	53-79
N30	Tenn. Tech	W	70-66
D4	at Tennessee State	W	72-62
D7	at Eastern Illinois	W	82-67
D14	at Northwestern	L	62-75
D20	at Mercer	W	62-59
D21	at Belmont	L	57-67
J3	*Missouri State	L	56-69
J5	*Wichita State	L	65-90
J11	*at Evansville	L	85-95
J16	*at Creighton	L	54-69
J18	*at Drake	L	46-76
J23	*Illinois State	L	56-65
J25	*Indiana State	L	61-80
J28	Middle Tennessee	L	63-87
J31	*at Bradley	L	45-66
F2	*at UNI	L	53-83
F10	*Evansville	W	84-80
F14	*Drake	L	59-73
F16	*Creighton	W	70-63
F20	*at Indiana State	L	53-92
F22	*at Illinois State	W	74-69
F27	*Bradley	L	68-83
M1	*UNI	L	69-74
M6	*at Missouri State	L	56-86
M9	*at Wichita State	L	70-82

*MVC game

2003-04 (3-24; 2-16 MVC)
Coach: Lori Opp

N21	at SEMO	L	73-64
N24	at Mid. Tennessee St.	L	76-62
N28	vs. Long Island	L	64-48
N29	vs. UAB	L	85-72
D3	at Tennessee Tech	L	88-71
D14	at DePaul	L	102-87
D16	Southern Mississippi	L	59-55
D20	Northwestern	L	56-41
D29	at Saint Louis	W	68-65
J3	*Drake	L	69-42
J5	*Creighton	L	59-47
J10	*Evansville	W	65-62
J16	*at Indiana State	L	91-58
J18	*at Illinois State	L	86-56
J22	*Wichita State	L	75-67
J24	*Missouri State	L	84-53
J29	*at UNI	L	81-76
J31	*at Bradley	W	78-75
F7	*at Evansville	L	63-57
F12	*Indiana State	L	98-84
F14	*Illinois State	L	85-63
F19	*at Wichita State	L	70-57
F21	*at Missouri State	L	89-35
F25	*Bradley	L	86-51
F29	*UNI	L	70-68
M4	*at Drake	L	65-53
M6	*at Creighton	L	77-60

*MVC game

2004-05 (3-24; 1-17 MVC)
Coach: Dana Eikenberg

N19	at Iowa	L	50-66
N20	vs. Northern Illinois	L	43-61
N22	at Wisconsin	L	53-82
N28	Tennessee Tech	L	55-73
D1	SEMO	L	56-77
D7	Saint Louis	W	69-53
D11	at Southern Mississippi	L	48-55
D18	at Bethune-Cookman	W	69-64
D21	at Stetson	L	55-63
D31	*Creighton	L	63-85
J2	*Drake	L	49-70
J6	*at Wichita State	L	52-67
J8	*at Missouri State	L	48-78
J14	*UNI	L	40-64
J16	*Bradley	L	42-68
J22	*Evansville	L	53-54
J27	*at Indiana State	L	66-78
J29	*at Illinois State	L	44-81
F3	*Wichita State	W	70-43
F5	*Missouri State	L	63-89
F10	*at UNI	L	43-72
F12	*at Bradley	L	60-70
F19	*at Evansville	L	55-67
F25	*Indiana State	L	51-94
F27	*Illinois State	L	59-66
M3	*at Creighton	L	58-78
M5	*at Drake	L	53-75

*MVC game

2005-06 (10-18; 6-12 MVC)
Coach: Dana Eikenberg

N19	Weber State	W	55-48
N22	at Murray State	W	94-77
N25	South Alabama	W	82-61
N29	at SEMO	L	63-74
D2	Indiana	L	59-64
D5	at Tennessee Tech	L	60-70
D10	South Dakota State	W	75-59
D18	at Missouri	L	69-96
D22	at Saint Louis	L	61-63
D30	*at Illinois State	W	87-65
J1	*at Indiana State	L	61-74
J5	*UNI	L	48-59
J7	*Bradley	W	66-64
J12	*at Missouri State	L	52-69
J14	*at Wichita State	L	57-66
J19	*Creighton	W	85-63
J21	*Drake	W	74-66
J28	*at Evansville	L	53-73
F2	*at Bradley	L	43-52
F4	*at UNI	L	40-49
F10	*Missouri State	L	55-62
F12	*Wichita State (OT)	L	77-84
F17	*at Creighton	W	45-44
F19	*at Drake	L	55-81
F26	*Evansville (OT)	L	63-66
M2	*Indiana State	L	70-82
M4	*Illinois State (OT)	W	59-58
M9	%vs Creighton	L	51-54

*MVC game; %MVC Tournament

2006-07 (21-11; 16-2 MVC)
Coach: Dana Eikenberg

N12	Missouri	L	60-71
N17	Murray State	W	77-68
N21	Saint Louis	L	73-80
N24	at San Francisco	L	60-67
N25	vs. Kentucky	L	59-78
N29	Austin Peay	W	54-41
D2	at Weber State	W	69-65
D5	at South Alabama	L	59-60
D9	at South Dakota State	L	59-72
D16	at Indiana	L	66-73
D19	Tennessee Tech	W	69-62
D28	*at Wichita State	W	74-64
D30	*at Missouri State	W	63-38
J4	*Illinois State	L	72-84
J6	*Indiana State	W	86-69
J11	*at Bradley	W	64-40
J13	*at UNI	W	79-74
J18	*Creighton	W	63-43
J20	*Drake	W	59-57
J27	*at Evansville	W	69-55
F2	*at Indiana State	L	69-74
F4	*at Illinois State	W	79-66
F9	*Bradley	W	55-50
F11	*UNI	W	49-46
F16	*at Drake	W	49-45
F18	*at Creighton	W	67-56
F23	*Evansville	W	63-60
M1	*Missouri State	W	60-47
M3	*Wichita State	W	72-39
M9	#at Drake	L	47-59
M15	%Stephen F. Austin	W	58-50
M17	%at Kansas State	L	46-72

*MVC game; #MVC Tournament; %WNIT Tournament

2007-08 (10-20, 5-13 MVC)
Coach: Dana Eikenberg

N10	DePaul	L	63-78
N12	Christian Brothers	W	71-55
N18	at Illinois	L	53-63
N23	vs Western Kentucky	L	71-88
N24	vs South Dakota State	L	53-62
N28	at Austin Peay	L	72-75
D8	Central Arkansas	W	88-67
D17	Chicago State	W	70-49
D21	at Tennessee Tech	W	87-69
D29	UW-Green Bay	L	65-82
J3	*Indiana State	W	95-76
J5	*Illinois State	L	78-82
J10	*at Wichita State	W	66-61
J12	*at Missouri State	L	67-77
J18	*Drake	L	52-55
J20	*Creighton (OT)	W	75-74
J26	*at Evansville	L	67-77
J31	*at UNI	L	52-64
F2	*at Bradley	L	59-76
F8	*Missouri State	L	58-78
F10	*Wichita State	W	66-54
F14	*at Creighton	L	59-62
F16	*at Drake	L	57-72
F22	*Evansville	L	61-71
F28	*Bradley	L	72-77
M1	*UNI	L	69-74
M6	*at Illinois State	W	72-69
M8	*at Indiana State	L	68-77
M13	#Bradley	W	65-54
M14	#Illinois State	L	65-77

*MVC game; #MVC Tournament

2008-09 (9-19, 5-13 MVC)
Coach: Dana Eikenberg

N14	SAINT LOUIS	W	85-77
N19	ARKANSAS STATE	W	79-76
N28	+vs. Florida	L	56-67
N29	+vs. Hofstra	L	67-71
D5	at DePaul	L	42-85
D14	at Chicago State (OT)	L	68-71
D16	at Central Arkansas	W	69-68
D21	TENNESSEE TECH	W	74-67
D28	NORTHERN ILLINOIS	L	55-67
J1	*at Evansville	L	65-70
J9	*at Bradley	L	49-73
J11	*at UNI	L	41-54
J15	*CREIGHTON	L	43-55
J17	*DRAKE (OT)	L	69-79
J22	*at Indiana State	L	37-63
J24	*at Illinois State	L	51-75
J29	*WICHITA STATE (OT)	W	76-66
J31	*MISSOURI STATE	W	69-58
F5	*BRADLEY	L	48-60
F7	*UNI	W	58-40
F12	*at Drake	L	46-57
F14	*at Creighton	L	53-66
F19	*ILLINOIS STATE	L	68-71
F21	*INDIANA STATE	W	74-71
F27	*at Wichita State	L	64-73
M1	*at Missouri State	L	57-69
M7	*EVANSVILLE	W	65-59
M12	%vs. Evansville	L	53-58

+Junkaroo Jam; *MVC game; %MVC Tournament

2009-10 (5-24, 4-14 MVC)
Coach: Missy Tiber

N13	at Saint Louis	L	45-71
N18	VANDERBILT	L	64-90
N22	at Northern Illinois	L	65-74
N26	WESTERN MICHIGAN	L	77-82
D5	+vs. Texas A&M	L	58-72
D6	+vs. Colorado State	L	53-62
D12	at Tennessee Tech	L	56-59
D19	MURRAY STATE (OT)	W	76-71
D22	at Arkansas State	L	54-68
D28	at UW-Green Bay	L	64-75
J1	*EVANSVILLE	W	79-68
J7	*at UNI	L	43-64
J9	*at Bradley	L	61-72
J14	*DRAKE	W	80-60
J16	*CREIGHTON	L	62-84
J21	*at Illinois State	L	78-88
J23	*at Indiana State	L	51-63
J28	*MISSOURI STATE	L	68-69
J30	*WICHITA STATE	W	63-56
F5	*UNI	L	62-71
F7	*BRADLEY	L	45-60
F11	*at Creighton	L	41-63
F13	*at Drake	L	56-74
F18	*INDIANA STATE	L	62-70
F20	*ILLINOIS STATE	L	63-80
F26	*at Missouri State	L	72-83
F28	*at Wichita State	L	57-59
M4	*at Evansville	W	65-63
M11	%vs. Indiana State	L	57-73

+Colliers International Classic; *MVC game; %MVC Tournament

2010-11 (2-28, 0-18 MVC)
Coach: Missy Tiber

N12	UT-MARTIN	L	50-62
N16	TENNESSEE STATE	L	43-57
N19	NORTHERN ILLINOIS	L	45-46
N24	at Western Michigan	L	52-56
N28	AUSTIN PEAY	W	76-64
D2	SAINT LOUIS	L	39-66
D7	at Vanderbilt	L	68-81
D10	at IUPUI	L	48-65
D14	WRIGHT STATE	L	53-75
D18	at Murray State	W	62-61
D20	at Purdue	L	36-75
D31	*at Missouri State	L	50-82
J2	*at Wichita State	L	53-76
J6	*DRAKE	L	57-70
J8	*CREIGHTON	L	51-68
J15	*at Evansville	L	45-79
J21	*at Bradley	L	44-80
J23	*at UNI	L	39-79
J27	*ILLINOIS STATE	L	44-82
J29	*INDIANA STATE	L	42-48
F3	*at Creighton	L	43-62
F5	*at Drake	L	50-67
F12	*EVANSVILLE	L	45-59
F17	*UNI	L	41-68
F19	*BRADLEY	L	60-76
F25	*at Indiana State	L	57-93
F27	*at Illinois State	L	62-87
M3	*WICHITA STATE	L	46-69
M5	*MISSOURI STATE	L	58-70
M10	%vs. Indiana State	L	68-83

*MVC game; %MVC Tournament

2011-12 (8-22, 4-14 MVC)
Coach: Missy Tiber

N11	at Austin Peay	L	70-76
N17	LOYOLA-CHICAGO	L	44-66
N20	CHICAGO STATE	W	76-64
N22	at Tennessee State	W	89-68
N29	at Northern Illinois	L	50-53
D3	SIUE (OT)	L	60-70
D8	IUPUI	W	77-63
D10	at Wright State	L	59-61
D18	at UT-Martin	L	70-91
D22	at DePaul	L	67-93
D30	*at Illinois State	L	51-75
J1	*at Indiana State	L	66-72
J5	*BRADLEY	L	59-72
J7	*UNI	L	66-70
J12	*at Drake	L	59-73
J14	*at Creighton	L	59-66
J19	*MISSOURI STATE	W	78-72
J21	*WICHITA STATE	L	68-78
J26	MURRAY STATE	W	74-57
J29	*at Evansville	W	74-60
F2	*at UNI	L	51-73
F4	*at Bradley	L	50-66
F9	*DRAKE	W	63-59
F11	*CREIGHTON	L	64-80
F17	*at Wichita State	L	46-74
F19	*at Missouri State	L	61-81
F26	*EVANSVILLE	W	72-46
M1	*INDIANA STATE	L	46-69
M3	*ILLINOIS STATE	L	50-72
M8	%vs. Bradley	L	67-85

*MVC game; %MVC Tournament

2012-13 (5-26, 1-17 MVC)
Coach: Missy Tiber (4-12, 1-4)
Interim Coach: Adrianne Harlow (1-14, 0-13)

N13	CENTRAL ARKANSAS	L	46-59
N17	at Loyola-Chicago	L	73-82
N23	+vs. Radford	L	62-85
N24	+vs. Florida Atlantic	L	81-85
N29	IPFW	L	65-78
D1	at Murray State	L	55-67
D5	SEMO	W	58-57
D8	MARSHALL	L	66-70
D16	at Missouri	L	47-110
D21	at SIUE	W	68-63
D29	at Chicago State	W	69-66
J3	*CREIGHTON	L	60-81
J5	*DRAKE	W	77-70
J13	*at Evansville	L	65-71
J17	*at Indiana State	L	57-72
J19	*at Illinois State	L	41-89
J25	*WICHITA STATE	L	59-72
J27	*MISSOURI STATE	L	72-79
J31	*at UNI	L	59-76
F2	*at Bradley	L	48-90
F9	*EVANSVILLE	L	41-52
F14	*ILLINOIS STATE	L	68-71
F16	*INDIANA STATE	L	64-7
F21	*at Missouri State	L	74-81
F23	*at Wichita State	L	55-80
M1	*BRADLEY	L	61-77
M3	*UNI	L	60-74
M7	*at Drake	L	65-80
M9	*at Creighton	L	42-61
M14	%vs. Evansville (OT)	W	83-74
M15	%vs. Creighton	L	43-60

*MVC game; +Miami Tournament; %MVC Tournament

2013-14 (5-25, 3-15 MVC)
Coach: Cindy Stein

N8	WRIGHT STATE	L	64-67
N12	AUSTIN PEAY	L	69-71
N18	at IPFW	L	62-79
N21	at Illinois	L	43-78
N27	at Marshall	L	59-82
D2	at Central Arkansas	W	39-37
D4	at SEMO	L	50-72
D16	EASTERN ILLINOIS	W	66-60
D20	CHICAGO STATE	L	51-55
D23	UT-MARTIN	L	55-85
D30	MOREHEAD STATE	L	50-59
J2	*BRADLEY (2OT)	W	100-96
J4	*LOYOLA	L	48-60
J10	*at Drake	L	72-74
J12	*at UNI	L	53-87
J17	*ILLINOIS STATE	L	59-76
J19	*INDIANA STATE	L	44-63
J26	*EVANSVILLE	W	66-57
J31	*at Wichita State	L	51-74
F2	*at Missouri State	L	58-76
F6	*UNI	L	48-78
F8	*DRAKE	L	55-80
F14	*at Indiana State	L	35-72
F16	*at Illinois State (OT)	L	63-68
F23	*at Evansville	L	31-67
F27	*MISSOURI STATE	L	76-93
M1	*WICHITA STATE	W	64-59
M6	*at Loyola	L	56-67
M8	*at Bradley	L	68-86
M13	%vs. Missouri State	L	39-61

*MVC games; %MVC Tournament

2014-15 (17-13, 10-8 MVC)
Coach: Cindy Stein

N14	at UT Martin	W	87-78
N22	at Wright State	L	50-70
N26	MEMPHIS	W	82-75
N28	SEMO	W	78-62
N30	MERCER	W	67-52
D6	ILLINOIS	L	42-86
D13	at Austin Peay	W	75-65
D16	MURRAY STATE	W	78-63
D19	+vs. Oregon State	L	55-71
D20	+vs. Toledo	L	48-64
D30	at Morehead State	W	75-66
J4	*at Illinois State	W	65-56
J9	*at Northern Iowa	L	70-79
J11	*at Drake	L	66-81
J16	*INDIANA STATE	W	65-53
J18	*EVANSVILLE	L	58-63
J23	*at Missouri State	L	57-61
J25	*at Wichita State	L	61-80
J30	*LOYOLA	W	64-58
F1	*BRADLEY	W	76-59
F6	*DRAKE	W	81-76
F8	*NORTHERN IOWA	W	79-75
F13	*at Evansville	W	62-53
F15	*at Indiana State	W	76-58
F20	*MISSOURI STATE	L	57-73
F22	*WICHITA STATE	L	61-69
F27	*at Bradley	W	72-66
M1	*at Loyola (OT)	W	74-70
M7	*ILLINOIS STATE	L	54-69
M13	%vs. Northern Iowa	L	50-59

+New Orleans Shootout; *MVC game; %MVC Tournament

2015-16 (20-13, 12-6 MVC)
Coach: Cindy Stein

N13	at DePaul	L	61-105
N20	SIENA	W	73-54
N21	TENNESSEE STATE (OT)	W	79-70
N25	UT-MARTIN	L	63-70
N29	at Memphis	L	58-61
D2	at Murray State	W	70-57
D4	SIUE	W	71-57
D8	at Illinois	L	64-78
D12	MOREHEAD STATE	W	102-69
D19	at Mercer	W	55-52
D22	at SEMO	W	87-72
D28	MARSHALL	L	55-61
J1	*at Drake	W	77-67
J3	*at Northern Iowa	W	65-60
J8	*BRADLEY	W	75-49
J10	*LOYOLA (OT)	L	68-69
J16	*EVANSVILLE	W	74-56
J22	*at Wichita State	L	48-57
J24	*at Missouri State	L	77-82
J29	*INDIANA STATE	W	76-64
J31	*ILLINOIS STATE	W	76-71
F5	*at Loyola	L	59-83
F7	*at Bradley	W	65-51
F14	*at Evansville	W	66-63
F19	*MISSOURI STATE	W	69-61
F21	*WICHITA STATE	W	80-66
F25	*at Illinois State	W	68-55
F28	*at Indiana State	W	62-58
M3	*NORTHERN IOWA	L	64-73
M5	*DRAKE	L	64-71
M11	%vs. Loyola	W	73-64
M12	%vs. Northern Iowa	L	43-67
M17	^at Western Illinois	L (OT)	97-99

*MVC game; %MVC Tournament; ^WBI Tournament

2016-17 (16-15, 10-8 MVC)
Coach: Cindy Stein

N13	at Oklahoma	48-80	L
N17	MURRAY STATE	70-63	W
N20	at Purdue	64-61	W
N23	at SIUE	59-60	L
N26	BRESCIA	104-35	W
N29	at UT-Martin	68-76	L
D3	UAB	49-64	L
D9	SEMO	77-70	W
D11	MEMPHIS	69-61	W
D19	at UMKC	77-69	W
D20	vs South Dakota	57-68	L
D30	*LOYOLA	73-57	W
J1	*INDIANA STATE	53-68	L
J6	*at Northern Iowa	49-79	L
J8	*at Drake	59-75	L
J13	*WICHITA STATE	77-54	W
J15	*MISSOURI STATE	60-78	L
J22	*at Evansville	60-63	L
J27	*at Bradley	66-57	W
J29	*at Illinois State	63-56	W
F3	*DRAKE	60-71	L
F5	*NORTHERN IOWA	64-59	W
F10	*at Missouri State	59-73	L
F12	*at Wichita State	61-58	W
F17	*EVANSVILLE	61-74	L
F24	*ILLINOIS STATE	57-48	W
F26	*BRADLEY	69-63	W
M2	*at Indiana State	70-66	W
M4	*at Loyola	71-46	W
M10	%vs Wichita State	60-73	L
M15	^at Milwaukee	53-81	L

*MVC game; %MVC Tournament; ^WBI Tournament

2017-18 (17-14, 11-7 MVC)
Coach: Cindy Stein

N10	UT-MARTIN	84-72	W
N13	at UAB	66-76	L
N19	at Memphis	68-56	W
N22	at SEMO	79-74	WOT
N27	SIUE	53-57	L
N30	at Morehead State	81-85	L
D2	at Marshall	64-59	W
D7	MARTIN METHODIST	60-50	W
D10	WESTERN KENTUCKY	49-75	L
D19	vs Albany	57-68	L
D20	vs Miami (Fl.)	65-75	L
D29	*at Evansville	74-62	W
D31	*at Indiana State	64-45	W
J5	*NORTHERN IOWA	60-53	WOT
J7	*DRAKE	64-75	L
J12	*at Bradley	63-62	W
J14	*at Illinois State	46-49	L
J19	*LOYOLA	62-46	W
J21	*VALPARAISO	74-63	W
J26	*MISSOURI STATE	71-69	WOT
F2	*at Drake	73-84	L
F4	*at Northern Iowa	63-71	L
F9	*ILLINOIS STATE	36-39	L
F11	*BRADLEY	62-53	W
F16	*at Valparaiso	88-86	WO2
F18	*at Loyola	53-62	L
F23	*at Missouri State	61-79	L
M1	*INDIANA STATE	54-43	W
M3	*EVANSVILLE	66-41	W
M9	%vs Indiana State	69-67	W
M10	%vs Drake	59-68	L

*MVC game; %MVC Tournament

2018-19 (15-15, 8-10 MVC)
Coach: Cindy Stein

N9	at UT Martin	94-95	L
N14	SEMO	60-40	W
N17	MARSHALL	58-49	W
N20	at Western Kentucky	76-83	L
N23	vs Hartford	72-50	W
N24	vs Arizona State	38-82	L
N29	at Saint Louis	58-62	L
D7	NORTHERN ILLINOIS	82-73	W
D8	EASTERN ILLINOIS	73-59	W
D18	at Murray State	65-59	W
D21	IUPUI	78-73	WOT
J4	*EVANSVILLE	67-47	W
J6	*INDIANA STATE	58-61	L
J13	*at Missouri State	51-66	L
J18	*at Illinois State	52-60	L
J20	*at Bradley	53-58	LOT
J25	*VALPARAISO	87-65	W
J27	*LOYOLA	74-63	W
F1	*at Northern Iowa	53-65	L
F3	*at Drake	66-94	L
F8	*MISSOURI STATE	58-70	L
F15	*BRADLEY	62-55	W
F17	*ILLINOIS STATE	66-68	L
F22	*at Loyola	64-41	W
F24	*at Valparaiso	58-47	W
M1	*DRAKE	64-71	L
M3	*NORTHERN IOWA	67-76	L
M7	*at Indiana State	80-61	W
M9	*at Evansville	80-60	W
M15	%vs Northern Iowa	63-66	L

*MVC game; %MVC Tournament

2019-20 (16-13, 8-10 MVC)
Coach: Cindy Stein

N8	at SIUE	103-67	W
N12	at IUPUI	78-81	L
N16	TENNESSEE TECH	76-65	W
N20	MEMPHIS	66-70	L
N23	at Eastern Michigan	85-54	W
N27	SAINT LOUIS	61-53	W
D3	UT-MARTIN	70-59	W
D7	at SEMO	65-79	L
D15	MURRAY STATE	76-66	W
D19	vs Western Illinois	79-65	W
D20	at Northern Illinois	80-61	W
J3	*at Valparaiso	67-51	W
J5	*at Loyola Chicago	49-51	L
J10	*NORTHERN IOWA	57-60	L
J12	*DRAKE	65-73	L
J17	*MISSOURI STATE	70-68	W
J24	*at Evansville	70-57	W
J26	*at Indiana State	78-55	W
J31	*ILLINOIS STATE	54-62	L
F2	*BRADLEY	64-50	W
F7	*at Drake	76-91	L
F9	*at Northern Iowa	66-71	LOT
F15	*at Missouri State	57-88	L
F21	*INDIANA STATE	60-42	W
F23	*EVANSVILLE	99-60	W
F27	*at Bradley	57-61	L
M1	*at Illinois State	56-66	L
M5	*LOYOLA CHICAGO	58-41	W
M7	*VALPARAISO	58-69	L

*MVC game

VALPO

VALPARAISO

CRUSADERS

Valparaiso Roster

No.	Name	Pos.	Ht.	Yr.	Hometown (Previous School)
1	Grace White	G/F	5-10	Sr.	Redby, Minn. (Denver)
2	Cara VanKempen	G/F	6-0	So.	Coopersville, Mich. (Coopersville)
3	Ava Interrante	G	5-9	Fr.	McHenry, Ill. (McHenry)
4	Ilysse Pitts	G	5-7	Jr.	Aurora, Ill. (Montini)
5	Shay Frederick	G	5-7	Jr.	Greenville, Wis. (Hortonville)
10	Syria Butler	G	5-6	Fr.	Dolton, Ill. (Thornton)
11	Marlee Profitt	F	6-2	R-Sr.	Medina, Ohio (Highland)
13	Ella Ellenson	F	6-2	Sr.	Rice Lake, Wis. (Rice Lake)
15	Carie Weinman	G	5-9	R-Jr.	Glenview, Ill. (Denver)
22	Leah Earnest	G/F	5-10	Fr.	Stevens Point, Wis. (SPASH)
23	Lauren Gunn	G/F	5-9	Fr.	Fishers, Ind. (Lawrence North)
24	Zoe MacKay Zacker	G	5-10	So.	St. Charles, Ill. (Montini Catholic)
40	Caitlin Morrison	F	6-2	R-Sr.	Glenview, Ill. (Glenbrook South)
41	Jayda Johnston	F	6-0	Fr.	Roseville, Minn. (Roseville Area)

Shay Frederick

Mary Evans
Head Coach

Alma Mater: Georgia Southern (2000)
Overall Record: 25-36 (Two Seasons)
Record at VALPO: 25-36 (Two Seasons)
2019-20: 17-12/9-9 MVC (6th)

Year-By-Year Record

Season	School	Overall W	Overall L	Conf. W	Conf. L	Place	Conf. Tourn.
2018-19	Valparaiso	8	24	3	15	9th	1-1
2019-20	Valparaiso	17	12	9	9	6th	—
VALPO Totals (Two Years)		**25**	**36**	**12**	**24**	**---**	**1-1**
Career Totals (Two Years)		**25**	**36**	**12**	**24**	**---**	**1-1**

Valpo ... At A Glance

2019-20 Finish: 17-12/9-9 MVC (6th)
Letterwinners Returning/Lost: 9/4
Starters Returning/Lost: 3/2

NOTEWORTHY

- Valpo enters the 2020-21 campaign coming off of its most successful campaign in recent history. The Brown and Gold finished 17-12 overall - the program's first winning season since 2008-09 and its highest win total since 2006-07 - and went 9-9 in MVC play - the first time since 2008-09 the team has finished at or above .500 in league play. It was a remarkable turnaround from the previous year's 8-24 mark, as the 10.5-game improvement ranked sixth nationally and the 172-spot jump in RPI was the nation's largest leap.

- Part of the reason for last season's success was the consistency on the court, as all five starters started all 29 games - the first time in program history the team used the same starting five all year. Three of those starters are back, highlighted by junior guard Shay Frederick. Frederick is the team's leading returning scorer, as she averaged 10.0 points/game last year while also dishing out 4.3 assists/game, good for second in the Valley. Her 126 total assists last year were 10th-most in a single season in program history.

- Also returning from the starting five are junior guard Carie Weinman and senior forward Caitlin Morrison. In her first season at Valpo, Weinman earned MVC All-Defensive Team honors as she led the conference in steals, racking up 65 thefts on the year while also averaging 9.9 points/game. Morrison stepped right back into the lineup after missing the 2018-19 season due to injury, averaging 6.8 points/game while blocking a team-best 30 shots to go with 38 steals.

Basketball Support Staff

Gabby Johnson
Asst. Coach

Dani Franklin
Asst. Coach

Mark Schwitzgable
Asst. Coach

Kaylin Speedy
Operations

Stephen Jones
Athletic Trainer

11 Valparaiso (106-114).indd 106 11/23/2020 2:12:16 PM

2020-21 Valparaiso Schedule

SCHEDULES WERE NOT AVAILABLE AT PRINT DEADLINE. ALL HOME GAMES WILL AIR ON AN ESPN PLATFORM. PLEASE VISIT THE QR CODE BELOW FOR CURRENT INFORMATION.

2019-20 Results
(17-12, 9-9 MVC)

Date	Opponent	Score	W/L
N10	vs Ohio State	38-89	L
N15	at North Dakota State	66-54	W
N17	at North Dakota	63-65	L
N21	at Northwestern	48-69	L
N24	BOWLING GREEN	95-90	WOT
N27	at Toledo	61-54	W
D5	at Detroit Mercy	77-58	W
D15	UIC	63-37	W
D17	MOREHEAD STATE	55-53	W
D28	CHICAGO STATE	95-49	W
D30	at Eastern Illinois	78-66	W
J3	*SOUTHERN ILLINOIS	51-67	L
J5	*MISSOURI STATE	68-81	L
J10	*at Indiana State	75-56	W
J12	*at Evansville	88-66	W
J17	*ILLINOIS STATE	60-72	L
J19	*BRADLEY	61-75	L
J24	*LOYOLA CHICAGO	66-64	W
J31	*at Drake	66-87	L
F2	*at Northern Iowa	70-77	L
F6	*EVANSVILLE	72-54	W
F8	*INDIANA STATE	61-45	W
F14	*at Bradley	69-90	L
F16	*at Illinois State	78-70	W
F22	*at Loyola Chicago	70-57	W
F28	*NORTHERN IOWA	72-69	W
M1	*DRAKE	79-83	L
M5	*at Missouri State	70-85	L
M7	*at Southern Illinois	69-58	W

Home in CAPS; *MVC games

VALPARAISO UNIVERSITY

Athletic Directory

Interim President Elect: Colette Irwin-Knott
Faculty Athletics Representative: Lissa Yogan
Director of Athletics: Mark LaBarbera
Senior Woman Administrator: Sarah Pruess
Athletics Department Telephone: 219-464-6894
Athletics Department Address: 1009 Union St, Valparaiso, IN, 46383
Head Basketball Coach: Mary Evans
Basketball Office Phone: 219-464-5238
Assistant Coaches: Gabby Johnson, Dani Franklin & Mark Schwitzgable
Sports Information Contact: Aaron Leavitt
SID Office Phone: 219-464-6953
SID Email: aaron.leavitt@valpo.edu

University Facts

Founded: 1859
Location: Valparaiso, Ind.
Enrollment: 3,291
Colors: Brown & Gold
Nickname: Crusaders
Years in the MVC: Four
Arena: ARC (5,000)
Courtside Telephone Number: (219) 476-6680

VALPARAISO UNIVERSITY

Athletics Staff

Colette Irwin-Knott
Interim President

Sarah Pruess
SWA

Mark LaBarbera
Athletic Director

Aaron Leavitt
WBB SID

2019-20 STATISTICAL REVIEW

All Game Statistics (17-12)

						— TOTAL —			3-POINTERS						— REBOUNDS —											
#	Player	GP	GS	Min	Avg	FG	FGA	Pct	3FG	FGA	Pct	FT	FTA	Pct	Off	Def	Tot	Avg	PF	FO	A	TO	Blk	Stl	Pts	Avg
25	Hales, Grace	29	29	904	31.2	113	231	.489	56	129	.434	73	82	.890	20	67	87	3.0	48	0	16	31	2	25	355	12.2
12	Stoller, Addison	29	29	839	28.9	97	250	.388	30	72	.417	106	131	.809	55	103	158	5.4	102	7	60	94	11	42	330	11.4
05	Frederick, Shay	29	29	876	30.2	89	243	.366	39	118	.331	73	90	.811	4	80	84	2.9	49	1	126	73	1	45	290	10.0
15	Weinman, Carie	29	29	872	30.1	108	258	.419	39	127	.307	32	40	.800	7	71	78	2.7	64	3	49	36	12	65	287	9.9
01	White, Grace	23	0	442	19.2	54	138	.391	20	61	.328	47	60	.783	30	67	97	4.2	59	2	39	57	12	26	175	7.6
40	Morrison, Caitlin	29	29	633	21.8	68	167	.407	25	93	.269	35	41	.854	13	70	83	2.9	78	2	12	39	30	38	196	6.8
11	Profitt, Marlee	18	0	201	11.2	37	56	.661	6	14	.429	13	24	.542	13	33	46	2.6	25	0	8	12	6	2	93	5.2
13	Ellenson, Ella	27	0	326	12.1	37	86	.430	19	45	.422	19	31	.613	15	28	43	1.6	82	3	10	21	13	12	112	4.1
04	Pitts, Ilysse	28	0	419	15.0	27	80	.338	8	35	.229	20	28	.714	10	41	51	1.8	61	1	52	59	2	29	82	2.9
02	VanKempen, Cara	20	0	190	9.5	12	38	.316	7	30	.233	2	2	1.000	1	23	24	1.2	22	0	7	8	5	6	33	1.7
03	Cowan, Alexis	4	0	11	2.8	0	1	.000	0	0	.000	6	8	.750	0	0	0	0.0	1	0	1	1	1	2	6	1.5
00	Meredith, Maya	16	0	79	4.9	6	14	.429	1	4	.250	6	9	.667	1	6	7	0.4	7	0	5	10	1	6	19	1.2
24	MacKay Zacker, Zoe	11	0	33	3.0	2	4	.500	0	1	.000	2	2	1.000	0	1	1	0.1	3	0	0	1	0	2	6	0.5
	Team														41	56	97	3.3	0			39			0	
	Total	29				650	1566	.415	250	729	.343	434	548	.792	210	646	856	29.5	601	19	385	481	96	300	1984	68.4
	Opponents	29				662	1610	.411	171	591	.289	445	656	.678	377	731	1108	38.2	534	-	372	573	105	224	1940	66.9

Conference Game Statistics (9-9, 6th)

						— TOTAL —			3-POINTERS						— REBOUNDS —											
#	Player	GP	GS	Min	Avg	FG	FGA	Pct	3FG	FGA	Pct	FT	FTA	Pct	Off	Def	Tot	Avg	PF	FO	A	TO	Blk	Stl	Pts	Avg
25	Hales, Grace	18	18	569	31.6	69	136	.507	41	79	.519	41	48	.854	13	33	46	2.6	31	0	8	19	0	20	220	12.2
12	Stoller, Addison	18	18	524	29.1	61	153	.399	18	41	.439	70	83	.843	27	69	96	5.3	67	6	40	63	7	27	210	11.7
05	Frederick, Shay	18	18	560	31.1	65	172	.378	27	74	.365	50	63	.794	4	54	58	3.2	35	0	82	47	1	29	207	11.5
15	Weinman, Carie	18	18	570	31.7	75	170	.441	19	65	.292	27	33	.818	3	43	46	2.6	45	3	37	28	8	49	196	10.9
40	Morrison, Caitlin	18	18	426	23.7	49	111	.441	22	67	.328	25	28	.893	9	46	55	3.1	49	2	6	21	15	24	145	8.1
01	White, Grace	12	0	213	17.8	22	66	.333	9	34	.265	23	27	.852	14	27	41	3.4	36	1	19	26	4	12	76	6.3
13	Ellenson, Ella	17	0	217	12.8	26	55	.473	14	29	.483	14	21	.667	12	21	33	1.9	54	1	5	15	8	8	80	4.7
11	Profitt, Marlee	9	0	90	10.0	12	20	.600	2	4	.500	6	11	.545	5	15	20	2.2	18	0	4	6	2	1	32	3.6
04	Pitts, Ilysse	17	0	256	15.1	17	55	.309	5	22	.227	7	12	.583	8	17	25	1.5	35	0	32	36	2	13	46	2.7
03	Cowan, Alexis	3	0	8	2.7	0	1	.000	0	0	.000	5	6	.833	0	0	0	0.0	1	0	1	0	1	2	5	1.7
00	Meredith, Maya	9	0	37	4.1	4	8	.500	1	1	1.000	2	3	.667	0	3	3	0.3	5	0	3	8	0	2	11	1.2
02	VanKempen, Cara	13	0	112	8.6	6	19	.316	3	15	.200	0	0	.000	1	10	11	0.8	10	0	4	5	3	4	15	1.2
24	MacKay Zacker, Zoe	8	0	18	2.3	0	0	.000	0	0	.000	2	2	1.000	0	1	1	0.1	1	0	0	1	0	0	2	0.3
	TEAM														27	41	68	3.8	0			26			0	
	Total	18				406	966	.420	161	431	.374	272	337	.807	123	380	503	27.9	387	13	241	301	51	191	1245	69.2
	Opponents	18				422	966	.437	116	370	.314	296	424	.698	215	449	664	36.9	343	-	258	364	74	142	1256	69.8

11 Valparaiso (106-114).indd 108 11/23/2020 2:12:17 PM

CAREER LEADERS/MEDIA OUTLETS

CAREER LEADERS - TOP 10

POINTS

No.	Student-Athlete (Years)	G	Pts.
1.	Debbie Bolen (1989-93)	109	2,008
2.	Dani Franklin (2014-18)	121	1,721
3.	Sarrah Stricklett (1996-00)	114	1,496
4.	Jeanette Gray (1999-03)	124	1,460
5.	Meredith Hamlet (2015-19)	123	1,350
6.	Betsy Rietema (2003-07)	116	1,276
7.	Amber Schober (1998-02)	120	1,273
8.	Stephanie Greer (1987-91)	114	1,224
9.	Marlous Nieuwveen (1998-02)	117	1,217
10.	Tabitha Gerardot (2010-13)	93	1,217

REBOUNDS

No.	Student-Athlete (Years)	G	Rebs.
1.	Tamra Braun (2003-07)	120	870
2.	Sarrah Stricklett (1996-00)	114	772
3.	Jeanette Gray (1999-03)	124	766
4.	Tabitha Gerardot (2010-13)	93	723
5.	Dani Franklin (2014-18)	121	713
6.	Amber Schober (1998-02)	120	703
7.	Aimee Forsman (1988-92)	114	676
8.	Cheryl Wilbrandt (1989-93)	115	663
9.	Marlous Nieuwveen (1998-02)	117	657
10.	Debbie Bolen (1989-93)	109	655

ASSISTS

No.	Student-Athlete (Years)	G	Asts.
1.	Debbie Bolen (1989-93)	109	651
2.	Katie Boone (2001-05)	108	448
3.	Maureen Drabicki (1994-98)	105	424
4.	Laura Richards (2009-13)	117	392
5.	Launa Hochstetler (2005-09)	118	369
6.	Lisa Diefenthaler (1992-96)	101	367
7.	Shari Toelke (1990-94)	100	340
8.	Jessica Carr (2011-15)	80	314
9.	Hannah Schaub (2015-19)	83	289
10.	Lauren Bechtold (2002-06)	120	287

BLOCKED SHOTS

No.	Student-Athlete (Years)	G	Blks.
1.	Tamra Braun (2003-07)	120	192
2.	Michelle Mader (1988-92)	86	166
3.	Amber Lindfors (2015-17)	58	141
4.	Debbie Bolen (1989-93)	109	98
5.	Deb Lahti (1982-84)	46	86
T6.	Marlous Nieuwveen (1998-02)	117	81
T6.	**Caitlin Morrison (2016-pres.)**	**87**	**81**
8.	Darcie Miller (1992-96)	103	80
9.	Robyn Lippert (1987-91)	110	73
10.	Dani Franklin (2014-18)	121	70

STEALS

No.	Student-Athlete (Years)	G	Stls.
1.	Debbie Bolen (1989-93)	109	311
2.	Stephanie Greer (1987-91)	114	286
3.	Shari Toelke (1990-94)	100	235
4.	Laura Richards (2009-13)	117	202
5.	Jeanette Gray (1999-03)	124	200
6.	Katie Boone (2001-05)	108	186
7.	Maureen Drabicki (1994-98)	105	181
8.	Kathryn Knoester (2000-04)	125	169
8.	Betsy Rietema (2003-07)	116	169
10.	Lynda Kukla (1988-92)	114	167
	Suzie Hammel (2000-04)	113	167

ACTIVE CAREER LEADERS

Caitlin Morrison

SCORING
543 - Shay Frederick
459 - Caitlin Morrison

FIELD GOAL SHOOTING
.552 (74-134) - Marlee Profitt
.419 (108-258) - Carie Weinman

FIELD GOALS MADE
170 - Shay Frederick
157 - Caitlin Morrison

3-POINT SHOOTING
.361 (48-133) - Ella Ellenson
.331 (90-272) - Shay Frederick

3-POINTERS MADE
90 - Shay Frederick
59 - Caitlin Morrison

FREE THROW SHOOTING
.813 (113-139) - Shay Frederick
.804 (86-107) - Caitlin Morrison

FREE THROWS MADE
113 - Shay Frederick
86 - Caitlin Morrison

ASSISTS
232 - Shay Frederick
77 - Ilysse Pitts

STEALS
99 - Caitlin Morrison
94 - Shay Frederick

BLOCKS
81 - Caitlin Morrison
61 - Ella Ellenson

REBOUNDS
334 - Caitlin Morrison
237 - Ella Ellenson

MEDIA OUTLETS

NEWSPAPER

The Times of Northwest Indiana
Mike Clark, Sports Editor
601 W. 45th Avenue
Munster, IN 46321
Phone: (219) 933-4197
michael.clark@nwi.com

Post-Tribune
Bill Scheibe, Suburban Sports Editor
435 N Michigan Ave.
Chicago, IL 60611
Phone: 312-222-3915
Bscheibe@tronc.com

The Torch
Noah Marshall, Sports Editor
1809 Chapel Drive
Valparaiso, IN 46384
Phone: 219-464-5426
Noah.Marshall@valpo.edu

RADIO

WVUR (95.1 FM)
Garrett Willis, Sports Director
(O) 219-464-5383
(C) 260-415-0947
Garrett.Willis@valpo.edu

11 Valparaiso (106-114).indd 109 11/23/2020 2:12:17 PM

YEAR-BY-YEAR IN THE VALLEY

Year	Overall	Conf.	Finish	Conf. Tourney	Post Season
1988	7-20	0-10	Sixth	—	—
1989	6-22	3-11	T-Sixth	0-1	—
1990	12-17	5-7	Fourth	1-1	—
1991	16-14	6-8	T-Fourth	2-1	—
1992	20-9	8-4	T-Second	1-1	—
1993	15-12	10-6	Fourth	0-1	—
1994	14-13	10-8	Fourth	0-1	—
1995	16-11	12-6	Fourth	0-1	—
1996	17-10	12-6	T-Third	0-1	—
1997	14-12	8-7	Fifth	0-1	—
1998	22-7	14-2	Second	2-1	—
1999	18-11	10-4	T-First	1-1	—
2000	18-12	10-6	T-Fourth	2-1	—
2001	7-22	4-12	Eighth	0-1	—
2002	26-7	13-1	First	2-1	2-1 (WNIT)
2003	18-13	8-6	T-Second	3-0	0-1 (NCAA)
2004	20-12	11-5	T-Second	3-0	0-1 (NCAA)
2005	18-10	12-4	T-2nd	0-1	—
2006	16-13	9-7	Fourth	1-1	—
2007	20-11	11-3	Second	1-1	—
2008	14-16	9-9	Sixth	0-1	—
2009	16-14	10-8	T-Fourth	0-1	—
2010	9-21	6-12	T-Seventh	0-1	—
2011	7-24	4-14	Ninth	0-1	—
2012	10-21	5-13	T-Eighth	1-1	—
2013	11-20	5-11	T-Sixth	1-1	—
2014	6-25	3-13	T-Eighth	1-1	—
2015	6-24	2-14	Ninth	0-1	—
2016	10-21	5-13	Ninth	1-1	—
2017	10-21	4-14	Ninth	1-1	—
2018	13-18	5-13	T-Eighth	1-1	—
2019	8-24	3-15	Ninth	1-1	—
2020	17-12	9-9	Sixth	—	—
DI	**457-519**	**246-281**		**26-29**	**2-3**
MVC	**38-54**	**17-37**		**2-2**	**0-0**

Mary Evans

COACHING RECORDS

By Tenure

Coaches (Seasons)	Years	W	L	Pct.
Ruth Brown (7)	1971-1978	17	53	.243
Sandy Harms (4)	1978-1980,1983	36	45	.444
Wendy Miller (1)	1979-1980	8	11	.421
Dick Briars (4)	1983-1987	42	55	.433
Dave Wolter (7)	1987-1994	90	107	.457
Keith Freeman (18)	1994-2012	286	247	.537
Tracey Dorow (6)	2012-2018	57	129	.306
Mary Evans (2)	2018-	25	36	.410
Crusaders Totals (49)	1971-	561	683	.451

Versus the Missouri Valley Conference

Coaches (Seasons)	Years	W	L	Pct.
Tracey Dorow (1)	2018	5	13	.278
Mary Evans (2)	2019	12	24	.333
Crusaders Totals (3)		17	37	.315

In the Valley Tournament

Coaches (Seasons)	Years	W	L	Pct.
Tracey Dorow (1)	2018	1	1	.500
Mary Evans (2)	2019	1	1	.500
Crusaders Totals (3)		2	2	.500

In the NCAA Tournament

Coaches (Seasons)	Years	W	L	Pct.
Keith Freeman (2003, 2004)	2	0	2	.000
Crusaders Totals	2	0	2	.000

In the WNIT Tournament

Coaches (Seasons)	Years	W	L	Pct.
Keith Freeman (2002)	1	2	1	.667
Crusaders Totals	1	2	1	.667

11 Valparaiso (106-114).indd 110 11/23/2020 2:12:18 PM

VALPARAISO INDIVIDUAL RECORDS

Points:
Game: 39, Stephanie Greer vs. Kent State (11/24/90)
Season: 638, Debbie Bolen (1991-92)
Career: 2,008, Debbie Bolen (1989-93)

Field Goals Made:
Game: 15, Deb Lahti vs. Carthage (2/19/83)
Season: 224, Debbie Bolen (1991-92)
Career: 718, Debbie Bolen (1989-93)

Field Goal Percentage:
Game: 1.000, Tamra Braun vs. Oakland (1/3/04)
Season: .600, Sarrah Stricklett (1997-98)
Career: .568, Sarrah Stricklett (1996-2000)

Three-Point Field Goals Made:
Game: 9, Carrie Myers vs. UMKC (2/28/05)
Season: 101, Lynda Kukla (1989-90)
Career: 264, Lynda Kukla (1988-92)

Free Throws Made:
Game: 16, Debbie Bolen vs. Northern Illinois (2/18/92)
Season: 182, Debbie Bolen (1991-92)
Career: 543, Debbie Bolen (1989-1993)

Free Throw Percentage:
Season: .890, Grace Hales (2019-20)
Career: .859, Dani Franklin (2014-17)

Rebounds:
Game: 25, Deb Lahti vs. Hillsdale (12/3/83)
Season: 323, Deb Lahti (1983-84)
Career: 870, Tamra Braun (2003-07)

Steals:
Game: 9, Michelle Schultz vs. NE Illinois (1/7/95)
Season: 109, Stephanie Greer (1990-91)
Career: 311, Debbie Bolen (1989-93)

Assists:
Game: 16, Maya Meredith vs. IU-Northwest (12/15/17)
Season: 187, Debbie Bolen (1992-93)
Career: 651, Debbie Bolen (1989-93)

Blocked Shots:
Game: 9, Michelle Mader vs. Cleveland State (1/24/92)
Season: 110, Michelle Mader (1991-92)
Career: 192, Tamra Braun (2003-07)

Tamra Braun (2003-07)

VALPARAISO TEAM RECORDS

Debbie Bolen (1989-93)

Most Points:
Game: 128, vs. Chicago State (2/3/92)
Season (ppg): 91.4, twice
1990-91
1992-93

Field Goals Made:
Game: 53, vs. Wright State (2/9/93)
Season: 979, 1990-91

Field Goal Percentage:
Game: .725, vs. Western Illinois (2/15/97)
Season: .451 (1994-95)

Most Three-Point Field Goals:
Game: 17, twice
vs. Central Michigan (12/8/04)
vs. Bowling Green (12/21/18)
Season: 276 (2018-19)

Free Throws Made:
Game: 42 at Western Illinois (1/5/02)
Season: 621, 1990-91

Free Throw Percentage:
Game: 1.000 (14-14) vs. Milwaukee (1/7/17)
Season: 2019-20 (.792)

Rebounds:
Game: 72, vs. Olivet (12/27/85)
Season: 1,444 (1990-91)

Assists:
Game: 35, vs. Cleveland State (1/24/92)
Season: 539, 1991-92

Blocked Shots:
Game: 13, twice
vs. Cleveland State (1/24/92)
vs. Northern Iowa (12/12/92)
Season: 188 (1991-92)

Steals:
Game: 33, vs. Saint Louis (1/3/91)
Season: 440, 1990-91

Largest Margin of Victory:
Game: 66 (88-22), vs. IU Kokomo (12/21/15)

Most Consecutive Wins:
Season: 10 (12/15/01-1/21/02 & 1/28/02-3/4/02)

11 Valparaiso (106-114).indd 111 11/23/2020 2:12:18 PM

VALPARAISO ALL-TIME VS. MVC TEAMS

Bradley
(Bradley leads 11-2)

1/12/83	at Valparaiso	L	92-74
1/9/84	at Bradley	L	89-51
11/27/84	at Valparaiso	L	85-57
2/20/86	at Bradley	L	86-60
11/21/05	at Bradley	L (2ot)	79-71
11/28/06	at Valparaiso	W	82-73
12/19/16	at Valparaiso	L	67-56
1/7/18	at Valparaiso	L	69-88
2/2/18	at Bradley	L	58-69
2/1/19	at Valparaiso	W	76-73
2/28/19	at Bradley	L	76-87
1/19/20	at Valparaiso	L	75-61
2/14/20	at Bradley	L	90-69

Drake
(Drake leads 10-0)

12/4/94	at Drake	L	94-59
11/24/95	at Valparaiso	W&	80-79
12/29/17	at Drake	L	50-86
3/3/18	at Valparaiso	L	53-85
3/9/18	$at Moline	L	40-89
1/13/19	at Drake	L	53-84
2/8/19	at Valparaiso	L	62-88
3/15/19	$at Moline	L	58-86
1/31/20	at Drake	L	87-66
3/1/20	at Valparaiso	L	83-79

& Game won by VALPO but later forfeited

Evansville
(Valparaiso leads 10-8)

12/4/81	at Evansville	L	98-57
1/21/83	at Valparaiso	L	84-69
2/13/88	at Valparaiso	L	85-75
12/8/89	at Valparaiso	W	85-67
1/5/91	at Evansville	L	88-84
11/22/91	at Evansville	W	81-65
12/9/95	at Valparaiso	W	83-69
12/8/96	at Evansville	W	68-63
12/21/97	at Valparaiso	W	74-64
12/12/98	at Evansville	L	71-51
12/3/10	at Evansville	L	69-67
11/30/16	at Valparaiso	L	70-65
1/26/18	at Valparaiso	W	101-59
2/25/18	at Evansville	W	67-54
1/20/19	at Valparaiso	W	93-49
2/15/19	at Evansville	L	65-77
1/12/20	at Evansville	W	88-66
2/6/20	at Valparaiso	W	72-54

Illinois State
(Illinois State leads 7-3)

1/3/80	Neutral Site	L	84-35
12/19/99	at Illinois State	W	74-60
12/22/00	at Valparaiso	L	60-56
11/19/16	at Illinois State	L	77-56
1/5/18	at Valparaiso	W	56-50
2/4/18	at Illinois State	L	55-63
2/3/19	at Valparaiso	L	67-70
3/3/19	at Illinois State	L	53-74
1/17/20	at Valparaiso	L	72-60
2/16/20	at Illinois State	W	78-70

Indiana State
(Indiana State leads 9-5)

1/26/73	at Valparaiso	L	72-43
1/22/77	at Valparaiso	L	70-46
12/5/86	at Indiana State	L	86-59
2/9/88	at Valparaiso	L	77-68
2/16/95	at Indiana State	W	69-60
12/8/01	Neutral Site	W	69-65
12/2/06	Neutral Site	L	83-71
1/28/18	at Valparaiso	L	54-67
2/23/18	at Indiana State	L	46-64
1/18/19	at Valparaiso	LOT	82-86
2/17/19	at Indiana State	L	59-67
3/14/19	$at Moline	W	79-77
1/10/20	at Indiana State	W	75-56
2/8/20	at Valparaiso	W	61-45

Loyola
(Valparaiso leads 24-6)

2/22/94	at Valparaiso	W	88-85
12/6/94	at Loyola	W	80-75
12/3/95	at Valparaiso	W	76-58
12/14/96	at Loyola	W	88-69
12/2/97	at Valparaiso	W	87-72
12/21/99	at Loyola	W	81-65
12/15/02	at Loyola	W	54-47
12/14/03	at Valparaiso	W	61-45
12/18/04	at Loyola	W	72-61
12/18/05	at Valparaiso	W	83-50
12/30/06	at Loyola	W	77-74
1/12/08	at Loyola	L	64-60
2/7/08	at Valparaiso	W	69-62
1/17/09	at Valparaiso	W	69-52
2/12/09	at Loyola	W	85-60
1/4/10	at Valparaiso	W	48-39
3/4/10	at Loyola	L	62-61
1/22/11	at Loyola	W	65-58
2/17/11	at Valparaiso	W	72-68
1/19/12	at Loyola	L	86-56
2/18/12	at Valparaiso	W	69-46
1/16/13	at Valparaiso	L	52-44
2/13/13	at Loyola	L	68-58
1/12/18	at Valparaiso	W	76-60
2/11/18	at Loyola	W	63-53
3/8/18	$at Moline	W	63-46
1/6/19	at Loyola	L	54-80
3/9/19	at Valparaiso	W	81-74
1/24/20	at Valparaiso	W	66-64
2/22/20	at Loyola	W	70-57

Missouri State
(Missouri State leads 6-0)

1/19/18	at Missouri State	L	60-83
2/18/18	at Valparaiso	L	60-66
1/27/19	at Missouri State	L	63-108
2/22/19	at Valparaiso	L	58-77
1/5/20	at Valparaiso	L	81-68
3/5/20	at Missouri State	L	85-70

Northern Iowa
(UNI leads 7-3)

11/30/91	at UNI	W (ot)	88-85
12/12/92	at Valparaiso	L	82-72
11/18/05	at Valparaiso	W	62-48
11/16/06	at UNI	L	67-49
12/31/17	at UNI	L	56-77
3/1/18	at Valparaiso	L	53-76
1/11/19	at UNI	L	52-71
2/10/19	at Valparaiso	L	56-64
2/2/20	at UNI	L	77-70
2/28/20	at Valparaiso	W	72-69

Southern Illinois
(So. Illinois leads 5-1)

1/21/18	at So. Illinois	L	63-74
2/16/18	at Valpo (2OT)	L	86-88
1/25/19	at So. Illinois	L	65-87
2/24/19	at Valparaiso	L	47-58
1/3/20	at Valparaiso	L	67-51
3/7/20	at So. Illinois	W	69-58

11 Valparaiso (106-114).indd 112 11/23/2020 2:12:18 PM

VALPARAISO YEAR-BY-YEAR RESULTS

1980-81 (8-13)
Coach: Sandy Harms

D3	at Saint Mary's (Ind.)	L	65-57
D4	UIC	L	70-64
D10	at Lewis	L	77-51
D13	vs. Grace !	W	55-51
D14	vs. Manchester !	L	74-64
J8	Taylor	W	78-67
J10	Huntington	W	68-67
J13	at Illinois Benedictine	L	74-73
J15	Chicago	W	71-47
J19	IPFW	W	70-54
J22	at Notre Dame	L	57-48
J27	Saint Francis (Ind.)	W	69-46
J30	Indiana Tech	L	78-77
J31	Goshen	W	57-37
F4	at Concordia (Ill.)	W	72-68
F9	at Saint Joseph's (Ind.)	L	88-64
F14	Indiana State.-Evansville	L	67-58
F17	Grand Valley State	L	65-61
F21	at Marion	L	67-58
F24	Butler	L	86-64
F27	Butler #	L	81-60

! - Huntington Invitational (Huntington, Ind.)
- IAIAW District Tournament

1981-82 (7-15)
Coach: Sandy Harms

D1	at Butler	L	91-36
D4	at Evansville	L	98-57
D5	at Indiana St.-Evansville	L	84-70
D8	Lewis	W	88-54
D10	Saint Mary's (Ind.)	W	66-58
J14	DePauw	W	74-63
J19	at Manchester	W	62-61
J21	Notre Dame	L	84-27
J26	at Chicago	W	64-60
J27	at UIC	L	72-41
J28	Saint Joseph's (Ind.)	L	65-61
J31	at Goshen	W	62-60
F2	Grand Valley State	L	87-49
F4	Concordia	L	73-56
F6	at Taylor	L	85-74
F9	Northeastern Illinois	W	66-64
F10	Marion	L	82-75
F11	at IPFW	L	66-63
F16	Purdue-Calumet	L	73-57
F18	at Indiana Tech	L	92-61
F20	Marion	L	74-59

1982-83 (13-10)
Coach: Sandy Harms

N30	Butler	L	79-62
D7	at Lewis	L	89-57
D9	at Northeastern Illinois	W	72-66
D11	at Concordia	W	79-64
J12	Bradley	L	92-74
J15	DePauw	W	76-43
J21	Evansville	L	84-69
J25	at St. Francis (Ind.)	W	68-52
J27	at Purdue-Calumet	L	68-63
J29	Goshen	W	75-69
F4	at Milwaukee	L	73-54
F5	Taylor	W	80-57
F7	at Saint Mary's (Ind.)	W	66-54
F9	at Marian (Ind.)	W	83-62
F12	IPFW	W	79-64
F14	Huntington	W	76-59
F16	Indiana Tech	L	64-57
F18	vs. North Central !	L	87-78
F19	vs. Northern Michigan !	L	88-74
F19	at Carthage !	W	82-64
F22	at Grand Valley State	L	78-67
F24	at Chicago	W	63-61
F26	at Saint Joseph's (Ind.)	W	69-56

! - Carthage Invitational

1983-84 (12-11)
Coach: Dick Briars

D3	vs. Hillsdale !	W	71-67
D3	at Manchester !	L	73-48
D5	at Butler	W	49-35
D8	Saint Francis (Ind.)	W	67-53
J9	at Bradley	L	89-51
J11	Chicago	W	71-59
J14	at DePauw	W	61-51
J17	Purdue-Calumet	W	51-40
J19	at IPFW	L	79-64
J21	Milwaukee	L	66-44
J24	Lewis	L	60-45
J28	at Goshen	W	62-59
F4	at Taylor	W	67-65
F8	at Indiana Tech	L	69-62
F10	Marian (Ind.)	L	80-70
F14	Saint Mary's (Ind.)	W	66-48
F17	vs. Northern Michigan #	L	69-60
F18	vs. Lewis #	L	72-61
F18	at Carthage #	W	71-64
F21	Concordia (Ill.)	W(ot)	67-63
F23	at Huntington	L	93-77
F25	at IUPUI	W	70-67
F29	Saint Joseph's (Ind.)	L (ot)	79-77

! - Manchester Invitational

1984-85 (11-12)
Coach: Dick Briars

N27	Bradley	L	85-57
D1	at Michigan-Dearborn	L	67-62
D4	Lewis	L	78-68
D6	Indiana Tech	W	72-62
D8	at Butler	L	75-68
D15	vs. Grace !	W	69-56
D15	at Manchester !	W	59-58
J12	DePauw	W	91-62
J15	Northeastern Illinois	L	67-50
J17	at Marian (Ind.)	L	71-61
J22	at Lewis	L	69-49
J29	Saint Joseph's (Ind.)	W	79-65
F2	Taylor	W	68-58
F8	vs. Clarke #	W	75-59
F9	at Carthage #	L	77-67
F9	vs. Wisconsin-Stout #	W	71-55
F15	at Purdue-Calumet	L	63-59
F19	at Concordia	W	54-41
F20	at Saint Mary's (Ind.)	W	63-50
F21	Goshen	W	73-56
F23	at UIC	L	74-64
F26	Butler	L	86-51
F28	at Saint Joseph's (Ind.)	L	87-78

! - Spartan Classic (North Manchester, Ind.)
- Lady Redman Invitational

1985-86 (13-13)
Coach: Dick Briars

N22	Manchester	W	56-34
D1	Michigan-Dearborn	W	61-60
D3	at Lewis	L	85-54
D6	vs. Southern Indiana !	L	70-63
D7	vs. Saint Louis !	L	71-46
D10	at Saint Joseph's (Ind.)	L	91-82
D14	at DePaul	L	91-44
D27	vs. Olivet #	W	77-53
D28	vs. Alma #	L	73-61
J11	Marian (Ind.)	W	79-65
J16	at Huntington	L	76-74
J18	at Indiana Tech	L	50-42
J21	Lewis	L	61-56
J25	Franklin	W	68-64
J28	Saint Joseph's (Ind.)	W	64-54
J30	Purdue-Calumet	W	71-69
F1	at Taylor	W	71-67
F7	vs. Lakeland $	W	95-64
F8	at Carthage $	W	86-71
F8	vs. Clarke $	W	89-51
F10	Saint Mary's (Ind.)	W	75-57
F12	Butler	L	70-68
F17	UIC	L	60-58
F20	at Bradley	L	86-60
F22	at Marquette	L	73-70
F 27	Concordia (Ill.)	W	71-57

! - Evansville Invitational; # - Optimist Classic; $ - Lady Redmen Classic

1986-87 (6-19)
Coach: Dick Briars

N29	Carthage	W	67-61
D2	Lewis	L	70-67
D5	at Indiana State !	L	86-59
D6	vs. Ball State !	L	66-48
D9	Green Bay	L	97-65
D11	Saint Joseph's (Ind.)	L	76-63
D13	DePaul	L	78-46
J2	vs. Purdue-Calumet	L	62-50
J3	vs. Indiana-Southeast	W	72-52
J8	Northeastern Illinois	W	73-41
J13	Indiana Tech	L	69-63
J17	Huntington	L	62-59
J20	at Lewis	L	74-67
J22	at Purdue-Calumet	L	70-57
J24	at Milwaukee	L	84-55
J27	at Saint Joseph's (Ind.)	L	88-69
J31	Taylor	W	76-52
F3	Saint Francis (Ill.)	L (ot)	71-66
F7	Wisconsin-Parkside	W	71-60
F12	at Butler	L	73-63
F13	at Marian (Ind.)	L	68-59
F17	Chicago	W	67-54
F19	at Concordia (Ill.)	L	69-67
F21	Marquette	L	67-53
F23	at UIC	L	77-51

! - Sycamore Classic; # - Franklin Tournament

1987-88 (7-20; 0-10 North Star)
Coach: Dave Wolter

D2	Butler	L	80-50
D4	at Canisius !	W	78-73
D5	vs. Kent State !	L	84-71
D8	at Saint Francis (Ill.)	W	88-74
D12	at Western Michigan	L	80-60
D19	at Notre Dame *	L	93-60
J5	at Indiana Tech	L	77-55
J9	at Dayton *	L	79-59
J11	at Xavier (Ohio)	L	74-54
J16	at Marquette *	L	64-61
J19	Green Bay	L	75-47
J21	Chicago State	W	74-45
J24	at DePaul *	L	95-65
J26	at Eastern Illinois	L	75-48
J30	Marquette *	L	79-75
F2	at Northern Illinois *	L	93-73
F6	at Green Bay	L	65-52
F9	Indiana State	L	77-68
F13	Evansville	L	85-75
F15	Dayton *	L	57-55
F17	at Chicago State	W	97-56
F18	at UIC	W	86-74
F23	DePaul *	L	92-64
F25	Notre Dame *	L	91-56
F27	Marian (Ind.)	W	81-74
F29	UIC	W	79-69
M3	Northern Illinois *	L	112-84

* - North Star Confernce Game; ! - Canisius Tournament

1988-89 (6-22; 3-11 North Star)
Coach: Dave Wolter

N25	at Chicago State	W	90-68
N28	Pepperdine	L	82-68
D2	vs. Mount Saint Mary's !	L	97-92
D3	vs. Robert Morris (Pa.) !	W	86-72
D9	at Western Illinois #	L	94-89
D10	vs. Eastern Michigan #	L	78-60
D13	at Wisconsin	L	79-52
J4	at Saint Louis	L	54-51
J7	Xavier (Ohio)	L	78-60
J9	at Butler	L	70-58
J13	at Cleveland State *	W	57-54
J15	at Akron *	L	60-47
J18	UIC *	W	65-60
J21	DePaul *	L	100-64
J23	Chicago State	W	73-54
J26	at Northern Illinois *	L	103-65
J28	Western Michigan	L	75-60
F2	at Marquette *	L	70-57
F4	at Green Bay *	L	70-53
F10	Cleveland State *	W	61-56
F12	Akron *	L	70-52
F14	at DePaul *	L	82-44
F18	at UIC *	L	63-56
F20	Detroit	L	80-72
F23	Northern Illinois *	L	108-64
M1	Green Bay *	L	67-40
M3	Marquette *	L	81-72
M9	at DePaul $	L	90-54

* - North Star Conference Game
! - Saint Bonaventure Tournament; # - Western Illinois Tournament; $ - North Star Conference Tournament

1989-90 (12-17; 5-7 North Star)
Coach: Dave Wolter

N24	at Indiana !	L	90-59
N25	vs. UAB !	L	84-53
N28	Butler	L	72-63
D4	Chicago State	W	101-60
D8	Evansville	W	85-67
D12	Ball State	L	85-43
J4	at Loyola Marymount	L	86-48
J6	at Pepperdine	L	107-84
J11	Cleveland State *	L	86-75
J13	Akron *	L	82-74
J17	at UIC *	W	75-59
J20	at Western Michigan	L	92-83
J22	Northern Illinois *	L	110-94
J25	at Detroit	W	71-69
J28	at Bowling Green	L	91-79
J31	Green Bay *	L	62-60
F2	St. Louis	W	85-62
F5	Wright State	W	85-76
F9	at Cleveland State *	W	80-74
F11	at Akron *	W	76-67
F17	at DePaul *	L	102-65
F18	UIC *	W	77-70
F20	at Northern Illinois *	L	122-86
F23	DePaul *	L	109-90
F27	at Green Bay *	W	77-60
M2	at Chicago State	W	93-74
M5	at Xavier (Ohio)	L	92-73
M8	vs. Akron #	W	81-80
M9	at Northern Illinois #	L	102-79

* - North Star Conference Game; ! - Indiana Tournament; # - North Star Conference Tournament

1990-91 (16-14; 6-8 North Star)
Coach: Dave Wolter

N23	vs. Duquesne !	L	116-94
N24	vs. Kent State !	W	122-112
N28	at Ball State	W	89-81
D1	Xavier (Ohio)	L	97-91
D4	at Butler	L	109-98
D9	at Northeastern Illinois	W	103-77
D12	Western Michigan	W	92-85
D15	Chicago State	W	105-87
J3	at Saint Louis	W	92-59
J5	at Evansville	L	88-84
J7	at Tennessee State	L	106-101
J10	UIC *	W	92-74
J13	DePaul *	L	96-95
J17	at Green Bay *	L	99-73
J21	Northern Illinois *	L	95-82
J25	at Cleveland State *	W	95-87
J27	at Akron *	W	94-84
J31	Wright State *	W	84-69
F4	Northeastern Illinois	W	101-92
F7	at UIC *	L	75-72
F10	at DePaul *	L	98-85
F12	at Chicago State	W	110-82
F15	Green Bay *	L	92-68
F18	at Northern Illinois *	L	120-97
F21	Cleveland State *	L	95-86
F23	Akron *	W	110-67
M2	at Wright State *	W	90-67
M7	vs. UIC #	W	81-73
M8	at Green Bay #	W	72-69
M9	vs. DePaul #	L	100-85

* - North Star Conference Game; ! - Kentucky Tournament; # - North Star Conference Tournament

1991-92 (20-9; 8-4 North Star)
Coach: Dave Wolter

N22	at Evansville	W	81-65
N26	at Eastern Michigan	L	86-81
N30	at Northern Iowa	W (ot)	88-85
D6	vs. Eastern Michigan !	L	95-79
D7	vs. Northeastern !	W	71-63
D11	at Western Michigan	W	85-80
D14	Austin Peay	W	81-69
J3	La Salle	W (ot)	95-90
J5	Bowling Green	L	127-99
J8	at UIC *	W	84-56
J11	at Northeastern Illinois	W	78-70
J13	Saint Louis	W	99-64
J15	Marquette	L	115-103
J18	Green Bay *	L	76-67
J21	at Northern Illinois *	L	102-84
J24	Cleveland State *	W	123-96
J26	Akron *	W	107-77
F1	at Wright State *	L	84-69
F3	Chicago State	W	128-73
F6	UIC *	W	75-74
F11	Northeastern Illinois	W	85-66
F15	at Green Bay *	L	73-70
F18	Northern Illinois *	W	101-91
F22	at Cleveland State *	W	96-85
F4	at Akron *	W	100-62
F27	Wright State *	W	95-68
M2	at Chicago State	W	91-72
M5	vs. Akron #	W	82-65
M6	at Northern Illinois #	L	87-72

* - North Star Conference Game; ! - Tennessee Tech Tournament; # - North Star Conference Tournament

1992-93 (15-12; 10-6 Mid-Con)
Coach: Dave Wolter

D1	Western Michigan	L	104-91
D4	vs. Miami (Ohio) !	L	81-57
D5	vs. Saint Francis (Pa.) !	W	99-89
D12	Northern Iowa	L	82-72
D21	Eastern Michigan	W	106-68
D28	at UNLV	L	99-67
D30	at Northern Arizona	W	101-79
J2	vs. Siena #	L	105-97
J3	vs. Maine #	W	73-72
J6	at Wright State *	W	70-68
J10	at Northern Illinois *	L	102-85
J16	UIC *	W	111-84
J21	Eastern Illinois *	W	112-65
J23	at Western Illinois *	W	112-85
J25	at Saint Louis	W	90-61
J29	Youngstown State *	W	107-99
J31	Cleveland State *	W	108-84
F3	at Green Bay *	L	87-69
F9	Wright State *	W	125-87
F13	Northern Illinois *	L	91-80
F17	UIC *	L	91-81
F21	Green Bay *	L	86-77
F25	at Eastern Illinois *	W	89-78
F27	Western Illinois *	W	94-73
M5	at Youngstown State *	L	117-106
M7	at Cleveland State *	W	88-81
M11	vs. UIC $	L	101-100

* - Mid-Continent Game; ! - Lady Bonnie Classic; # - Chippewa Classic; $ - Mid-Continent Tournament

1993-94 (14-13; 10-8 Mid-Con)
Coach: Dave Wolter

N27	at Austin Peay	W	90-70
D3	vs. UNC-Charlotte !	L	93-88
D4	vs. South Alabama !	W	105-95
D6	at Western Michigan	L	132-95
D8	Akron	W	81-76
D18	at Miami (Fla.)	L	77-59
D20	at Florida International	L	104-51
J2	at UIC *	L	91-69
J6	Western Illinois *	W	102-95
J9	Northern Illinois *	L	100-79
J13	at Milwaukee *	L	85-75
J15	at Green Bay *	L	96-50
J21	Cleveland State *	W	100-85
J23	Youngstown State *	W	95-80
J27	at Wright State *	W	80-77
J29	at Eastern Illinois *	W	97-86
F5	UIC *	W	87-78
F10	at Western Illinois *	L	100-69
F12	at Northern Illinois *	L	101-92
F17	Milwaukee *	L	96-94
F19	Green Bay *	W	79-69
F22	Loyola (Chicago)	W	88-85
F24	at Cleveland State *	W	84-75
F26	at Youngstown State *	L	84-68
M3	Wright State *	W	86-74
M5	Eastern Illinois *	W	94-82
M10	vs. UIC #	L	65-62

* - Mid-Continent Game; ! - Michigan State Tournament; # - Mid-Continent Tournament

1994-95 (16-11; 12-6 Mid-Con)
Coach: Keith Freeman

N26	vs. South Carolina !	L	79-53
N27	vs. Monmouth !	L	69-60
D1	at Akron	L	71-68
D4	at Drake	L	94-59
D6	at Loyola (Chicago)	W	80-75
D20	Aurora	W	89-63
J3	at Western Illinois *	L	67-57
J5	at UMKC *	W	68-53
J7	Northeastern Illinois *	W	93-53
J9	Chicago State *	W	94-54
J12	Olivet Nazarene	W	93-57
J14	at Troy State *	W	81-73
J16	at Central Conn. State *	W	67-53
J21	Eastern Illinois *	L	80-72
J28	Buffalo *	L	53-50
J30	Youngstown State *	L	76-75
F4	UMKC *	W(ot)	91-82
F6	Western Illinois *	W	63-59
F11	at Chicago State *	W	69-47
F13	at Northeastern Illinois *	W	72-68
F16	at Indiana State	W	69-60
F18	Central Connecticut St. *	W	81-62
F20	Troy State *	W	95-68
F23	at Eastern Illinois *	L	66-57
F27	at Youngstown State *	L	82-52
M1	at Buffalo *	W	87-64
M4	Eastern Illinois #	L	78-73

* - Mid-Continent Game; ! - Dial Classic; # - Mid-Continent Tournament

1995-96 (17-10; 12-6 Mid-Con)
Coach: Keith Freeman

N24	Drake	W&	80-79
N29	at Indiana	L	70-64
D3	Loyola (Chicago)	W	76-58
D6	vs. Western Michigan !	L	65-44
D9	Evansville	W	83-69
D17	at Notre Dame	L	90-44
D21	IUPUI	W	72-60
D29	at Eastern Michigan	W	81-71
J2	Chicago State *	W	72-53
J4	Northeastern Illinois *	L	72-68
J8	Eastern Illinois *	W	63-49
J13	at Central Conn. State *	W	67-55
J15	at Troy State *	L	69-67
J20	Buffalo *	W	51-44
J22	Youngstown State *	W	75-59
J27	at UMKC *	W	64-47
J29	at Western Illinois *	L	76-68
F5	at Eastern Illinois *	W	76-67
F10	Troy State *	W	90-61
F12	Central Conn. State *	W	65-58
F17	at Youngstown State *	W	90-83
F19	at Buffalo *	L	87-71
F22	Western Illinois *	W	78-60
F24	UMKC *	L	81-65
F26	at Northeastern Illinois *	L	74-61
M1	at Chicago State *	W	73-66
M7	vs. Troy State#	L	65-64

* - Mid-Continent Game; & - game won by Valpo,but later declared a forfeit; ! - at Grand Rapids, Mich.; # - Mid-Continent Tournament

1996-97 (14-12; 8-7 Mid-Con)
Coach: Keith Freeman

N22	Colgate	W	79-63
N26	at Xavier (Ohio)	L	75-65
N30	Eastern Michigan	L	81-73
D3	Indiana	L	89-63
D8	at Evansville	W	68-63
D11	Saint Joseph's (Ind.)	W	81-72
D14	at Loyola (Chicago)	W	88-69
D15	Western Michigan	W	88-54
D21	Notre Dame	L	75-56
J2	at Troy State *	L	92-65
J4	at UMKC *	L	64-45
J6	Youngstown State *	L	102-85
J8	Buffalo *	L	77-73
J11	at Northeastern Illinois *	L	64-51
J14	at Chicago State *	W	100-75
J18	Central Conn. State *	W	69-60
J21	IUPUI	W	94-52
J25	Western Illinois *	W	92-89
F1	at Buffalo *	L	69-49
F3	at Youngstown State *	L	98-78
F6	Chicago State *	W	82-59
F12	at Central Conn. State *	W	66-46
F15	at Western Illinois *	W	81-69
F22	UMKC *	W	74-58
F24	Troy State *	W	75-58
M 6	vs. Northeastern Illinois !	L	83-70

* - Mid-Continent Game; ! - Mid-Continent Tournament

1997-98 (22-7; 14-2 Mid-Con)
Coach: Keith Freeman

N18	Xavier (Ohio)	L	77-63
N21	at San Jose State	W	62-54
N23	at San Francisco	L	79-67
D2	Loyola (Chicago)	W	87-72
D4	at Western Illinois *	W	85-70
D6	at UMKC *	W	63-52
D10	at Indiana	L	74-56
D13	Indiana Wesleyan	W	82-56
D21	Evansville	W	74-64
D28	Arkansas	L(ot)	77-69
D30	at UIC	W	73-62
J3	Chicago State *	W	82-41
J5	Northeastern Illinois *	W	74-41
J8	at Southern Utah *	W	86-82
J10	at Oral Roberts *	W(ot)	83-77
J18	Buffalo *	W	79-75
J24	Youngstown State *	W	78-67
J29	at Northeastern Illinois *	W	79-69
J31	at Chicago State *	W	79-63
F5	Oral Roberts *	L	69-59
F7	Southern Utah *	W	81-62
F11	at Buffalo *	W(ot)	81-77
F15	IUPUI	W	76-53
F19	at Youngstown State *	L	75-62
F23	UMKC *	W	72-57
F25	Western Illinois *	W	79-55
F28	vs. Western Illinois !	W	80-64
M2	vs. Buffalo !	W	76-75
M3	vs. Youngstown State !	L	78-69

* - Mid-Continent Game; ! - Mid-Continent Tournament

1998-99 (18-11; 10-4 Mid-Con)
Coach: Keith Freeman

N13	at Colorado State !	L	94-71
N21	Indiana-South Bend	W	84-61
N25	at Purdue	L	92-51
N28	vs. Prairie View A&M #	W	76-39
N29	at Saint Louis #	L	82-65
D3	Oral Roberts *	W	65-51
D5	UMKC *	L	59-58
D9	Purdue-Calumet	W	98-49
D12	at Evansville	L	71-51
D21	at Illinois	L	79-51
D29	vs. Arkansas State $	W	85-70
D30	vs. Princeton $	L	63-57
J2	Southern Utah *	W	71-56
J7	at Oakland	W	75-67
J9	Youngstown State *	W	65-42
J16	at Western Illinois *	W	53-51
J18	UIC	W	91-49
J21	at Chicago State *	W	72-56
J23	IUPUI *	W	81-71
J28	Oakland	W	73-69
J30	at Southern Utah *	L	69-68
F4	at UMKC *	L	72-51
F6	at Oral Roberts *	W	77-65
F11	Western Illinois *	W	62-53
F13	at Youngstown State *	L	83-69
F18	Chicago State *	W	78-66
F20	at IUPUI *	W	67-58
F28	vs. Chicago State %	W	61-53
M1	vs. Oral Roberts %	L	83-62

! - Preseason WNIT; # - Saint Louis Tournament; $ - LaSalle Tournament; % - Mid-Continent Tournament

1999-00 (18-12, 10-6 Mid-Con)
Coach: Keith Freeman

N19	at UIC	W	61-47
N21	Detroit	L	86-77
N23	at Purdue	L	63-42
N27	Green Bay	L	57-50
D2	at Oral Roberts *	W	60-48
D7	Indiana	W	64-60
D9	Eastern Michigan	W	72-63
D19	at Illinois State	W	74-60
D21	at Loyola (Chicago)	W	81-65
D29	at Notre Dame	L	88-63
J3	at UMKC *	W	66-65
J6	at Southern Utah *	W	74-65
J8	at UNLV	L	79-62
J13	Oakland *	L	71-64
J15	at Youngstown State *	W	74-67
J19	at Milwaukee	W(2ot)	95-84
J22	Western Illinois *	L	69-63
J27	Chicago State *	W	82-55
J29	at IUPUI *	L	68-61
F2	at Oakland *	L(2ot)	83-77
F5	Southern Utah *	W	75-63
F10	UMKC *	W	90-52
F12	Oral Roberts *	L	78-60
F17	at Western Illinois *	L	67-51
F19	Youngstown State *	W(ot)	70-67
F23	at Chicago State *	W	60-48
F26	IUPUI *	W	94-61
M4	vs. Oral Roberts !	W	60-46
M6	vs. Oakland !	W	83-66
M7	vs. Youngstown State !	L	73-57

* - Mid-Continent Game; ! - Mid-Continent Tournament

2000-01 (7-22; 4-12 Mid-Con)
Coach: Keith Freeman

N17	Notre Dame	L	71-46
N21	vs. Ohio State !	L	84-60
N22	at Alaska Anchorage !	W	76-67
N28	at Detroit	L	76-70
N30	at Eastern Michigan	L	80-64
D6	Purdue	L	89-59
D9	vs. Butler #	L	67-60
D14	at Green Bay	L	57-51
D16	UIC	W	58-56
D22	Illinois State	L	60-56
D29	Quinnipiac	W	96-68
D31	at Miami (Ohio)	L (ot)	71-69
J3	Western Illinois *	L	57-52
J6	at Oral Roberts *	L	79-67
J8	at IUPUI *	L	77-70
J15	Youngstown State *	L	73-64
J20	at UMKC *	W	60-41
J22	at Southern Utah *	L	78-73
J27	Oakland *	L	83-81
J29	at Chicago State *	L	48-47
F3	UMKC *	W	84-57
F5	Oral Roberts *	W	65-63
F10	at Youngstown State *	L	74-59
F12	Southern Utah *	L	68-56
F17	IUPUI *	L	56-53
F19	at Oakland *	L	83-65
F24	Chicago State *	W	64-50
F26	at Western Illinois *	L	71-66
M3	vs. Oakland $	L	76-68

* - Mid-Continent Game; ! - Great Alaska Shootout; # - Hoosier State Classic; $ - Mid-Continent Tournament

2001-02 (26-7; 13-1 Mid-Con)
Coach: Keith Freeman

N18	at Notre Dame	L	42-35
N20	at Purdue	L	76-58
N24	Marian (Ind.)	W	76-44
N28	Miami (Ohio)	L (ot)	77-74
D5	Milwaukee	W	61-57
D8	vs. Indiana State !	W	69-65
D10	Youngstown State	W	77-55
D14	vs. Eastern Kentucky #	L	70-55
D15	vs. Niagara #	W (ot)	74-68
D21	Bethel (Ind.)	W	79-58
D22	Wake Forest	W	74-46
D29	Lipscomb	W	88-83
J2	at Navy	W	71-64

11 Valparaiso (106-114).indd 113 11/23/2020 2:12:19 PM

VALPARAISO YEAR-BY-YEAR RESULTS

J5	at Western Illinois *	W	72-66
J12	at Chicago State *	W	65-47
J14	at Southern Utah *	W	77-59
J19	UMKC *	W	62-43
J21	Oral Roberts *	W	69-50
J26	at Oakland *	L	70-56
J28	at IUPUI *	W	64-46
F2	Western Illinois *	W	61-59
F9	Southern Utah *	W	57-48
F11	Chicago State *	W	84-45
F16	at Oral Roberts *	W	61-57
F18	at UMKC *	W	59-47
F23	IUPUI *	W	70-54
F25	Oakland *	W	73-54
M2	vs. UMKC $	W	67-62
M4	vs. Chicago State $	W (ot)	66-64
M5	vs. Oakland $	L	52-40
M13	at Michigan %	W	62-49
M16	at Ball State ^	W	77-69
M20	Houston &	L	61-53

* - Mid-Continent Game; ! -Hoosier State Classic; # - Cyclone Classic; $ - Mid-Continent Tournament; % - WNIT First Round; ^ - WNIT Second Round; WNIT Quarterfinals

2002-03 (18-13; 8-6 Mid-Con)
Coach: Keith Freeman

N23	vs. Miami (Ohio) !	L	77-54
N24	vs. Fresno State !	W	57-51
N27	at Texas Tech	L	81-46
N30	Concordia (Wis.)	W	91-48
D1	Navy	L	58-47
D4	Notre Dame	L	74-68
D7	vs. Ball State #	W	88-82
D13	DePaul	L	47-44
D15	at Loyola (Chicago)	W	54-47
D21	Indiana Wesleyan	W	76-39
D29	Lehigh	W	68-54
J3	at Jacksonville	W	76-56
J6	at Lipscomb	L	57-56
J11	Western Illinois *	L	50-43
J18	Chicago State *	W	66-50
J20	Southern Utah *	W	89-53
J25	at Oakland *	L	53-46
J27	at IUPUI *	W	70-54
F1	UMKC *	W	67-64
F3	Oral Roberts *	W	66-43
F8	at Western Illinois *	L (ot)	73-62
F15	at Southern Utah *	L	68-62
F17	at Chicago State *	L	69-66
F22	IUPUI *	W	66-56
F24	Oakland *	W	77-54
M1	at Oral Roberts *	W	80-65
M3	at UMKC *	L	67-52
M8	vs. Oral Roberts $	W	94-56
M10	vs. Western Illinois $	W	49-45
M11	vs. Oakland $	W	48-46
M22	at Purdue %	L	66-51

* - Mid-Continent Game; ! - Spartan Classic ; # -Hoosier State Classic; $ -Mid-Continent Tournament; % - NCAA Tournament First Round

2003-04 (20-12; 11-5 Mid-Con)
Coach: Keith Freeman

N15	at Oregon !	L	60-47
N16	vs. Villanova !	L	68-50
N21	at Notre Dame	L	74-57
N24	Saint Francis (Ind.)	W	78-52
N30	at Central Michigan	W	66-46
D3	Purdue	L	68-57
D6	Butler #	W	74-67
D10	at IPFW	W	86-60
D14	Loyola (Chicago)	W	61-45
D21	at DePaul	L	70-47
D30	at Miami (Ohio)	L	83-71
J3	at Oakland *	W	61-56
J6	IUPUI *	W	67-49
J10	at Oral Roberts *	L	67-66
J12	at UMKC *	L	70-54
J17	Western Illinois *	W	60-56
J19	at IUPUI *	W	75-52
J24	Southern Utah *	W	73-63
J26	Centenary *	W	66-49
J31	Oakland *	L	59-54
F2	at Western Illinois *	L	62-59
F7	at Centenary *	W	76-38
F9	at Chicago State *	W	63-58
F14	UMKC *	W	50-48
F16	Oral Roberts *	W	65-47
F21	at Southern Utah *	L	66-52
F28	IPFW	W	80-65
M1	Chicago State *	W	56-46
M6	vs. IUPUI $	W	53-52
M8	vs. UMKC $	W	66-54
M9	vs. Oral Roberts $	W	64-63
M21	vs. Kansas State %	L	71-63

! - Women's Sports Foundation Classic; # -Hoosier State Classic; $ -Mid-Continent Tournament; % - NCAA Tournament First Round

2004-05 (18-10; 12-4 Mid-Con)
Coach: Keith Freeman

N19	vs. Virginia Tech !	L	64-57
N20	vs. Arkansas State !	L	82-61
N28	vs. Saint Xavier #	W	67-51
N30	Notre Dame	L	69-59
D4	vs. Butler $	W (ot)	61-51
D8	Central Michigan	W	81-60
D11	Miami (Ohio)	L	54-53
D18	at Loyola (Chicago)	W	72-61
D21	at Washington State	W	56-50
D29	vs. DePaul %	L	75-49
D30	at Dartmouth %	W	66-60
J3	at Centenary *	W	79-56
J5	at Oakland *	W	68-63
J8	Oral Roberts *	W	72-55
J15	at UMKC *	L	47-35
J17	Chicago State *	W	52-48
J22	at Western Illinois *	L (ot)	56-52
J24	IUPUI *	W	69-36
J29	at Southern Utah *	W	53-51
J31	Oakland *	L	58-56
F5	Centenary *	W	59-39
F10	at Chicago State *	L	58-56
F12	Western Illinois *	W	58-45
F14	at IUPUI *	W	56-45
F19	Southern Utah *	W	58-38
F26	at Oral Roberts *	W	69-58
F28	UMKC *	W	80-56
M5	vs. UMKC ^	L	59-49

* - Mid-Continent Game; ! - Subway Classic # - Valparaiso State Farm Classic; $ - Hoosier State Classic; % - Blue Sky Classic; ^ - Mid-Continent Tournament

2005-06 (16-13; 9-7 Mid-Con)
Coach: Keith Freeman

N18	Northern Iowa	W	62-48
N21	at Bradley	L (2ot)	79-71
N25	vs. Kent State !	W (ot)	66-62
N26	at Xavier (Ohio) !	L	58-44
N30	Northwestern	W	57-51
D4	at Ball State #	W	61-49
D9	at Central Michigan	L	55-49
D11	vs. Purdue $	L	70-55
D18	Loyola (Chicago)	W	83-50
D28	at Notre Dame	L	58-50
D30	UMKC *	W	65-31
J2	at Oakland *	W	69-55
J4	at Centenary *	W	66-47
J9	Oral Roberts *	W	81-54
J12	IPFW	W	69-52
J16	at Western Illinois *	L	61-57
J21	Southern Utah *	W	77-58
J23	at Chicago State *	L	53-50
J28	Oakland *	L	68-67
J30	IUPUI *	W	55-48
F4	at Southern Utah *	W	69-54
F6	Centenary *	W	91-44
F11	Western Illinois *	L	53-42
F18	Chicago State *	W (2ot)	75-67
F20	at IUPUI *	L	63-55
F25	at UMKC *	L	69-63
F27	at Oral Roberts *	L	53-31
M5	vs. UMKC %	W	69-48
M6	vs. Western Illinois %	L	57-40

* - Mid-Continent Game; ! - National City Xavier Invitational; # - State Farm Hoosier Classic; $ - Hoopla; % - Mid-Continent Tournament

2006-07 (20-11; 11-3 Mid-Con)
Coach: Keith Freeman

N10	at Northwestern	L	64-45
N15	at Indiana	L	85-51
N17	Northern Arizona	W	62-56
N22	at Akron	W	50-49
N28	Bradley	W	82-73
N30	at Loyola (Chicago)	W	77-74
D2	vs. Indiana State !	L	83-71
D10	vs. Ball State #	L	68-59
D16	at Northern Iowa	L	67-49
D19	Notre Dame	L	60-59
D21	Central Michigan	L	62-45
D30	Saint Francis (Ind.)	W	60-46
J3	Huntington	W	79-58
J6	at Oral Roberts *	W	57-54
J8	at Centenary *	W	69-43
J13	IUPUI *	W (ot)	78-72
J15	Oakland *	L	63-57
J20	at Western Illinois *	W	57-51
J24	at IPFW	W	75-67
J27	at Southern Utah *	L	56-49
J29	at UMKC *	W	52-51
F3	Centenary *	W	84-44
F5	Oral Roberts *	W	66-56
F10	at Oakland *	L	65-44
F12	at IUPUI *	W	65-54
F17	Western Illinois *	W	58-46
F19	Chicago State	W	57-46
F24	UMKC*	W	66-48
F26	Southern Utah *	W	65-47
M3	vs. Southern Utah $	W	60-45
M5	vs. Oral Roberts %	L	69-63

* - Mid-Continent Game; ! - State Farm Hoosier Classic; # - Hoopla; $ - Mid-Continent Tournament

2007-08 (14-16; 9-9 Horizon)
Coach: Keith Freeman

N9	at Bowling Green	L	81-56
N12	at Purdue	L	65-62
N16	at Cincinnati	L	96-69
N18	at Xavier (Ohio)	L	64-53
N23	vs. Eastern Kentucky !	L	66-64
N24	vs. C. Connecticut St. !	W	75-67
D1	Ball State #	W	64-55
D8	North Texas	W	73-61
D12	at Notre Dame	L	94-56
D16	South Dakota State	W	65-62
D22	Saint Xavier	W	76-57
J5	Butler *	W	77-69
J10	at UIC *	W	72-63
J12	at Loyola (Chicago) *	L	64-60
J17	Milwaukee*	L	68-62
J19	Green Bay *	W (ot)	90-88
J24	at Wright State *	L	51-50
J26	at Detroit *	W	71-50
J31	Youngstown State *	L	92-79
F2	Cleveland State *	L	86-63
F7	Loyola (Chicago) *	W	69-62
F9	UIC *	W	76-46
F14	at Green Bay *	L	65-44
F16	at Milwaukee *	L	76-70
F21	Detroit *	W	75-65
F23	Wright State *	L	75-64
F28	at Cleveland State *	W	66-52
M1	at Youngstown State *	W	70-59
M8	at Butler *	L	66-58
M12	at Milwaukee $	L	67-60

* Horizon League Game; ! - FGCU Thanksgiving Classic; # - State Farm Hoosier Classic; $ - Horizon League Tournament

2008-09 (16-14; 10-8 Horizon)
Coach: Keith Freeman

N19	Bowling Green	W	69-58
N25	at Central Michigan	L	86-80
N28	at Colorado State !	W	64-53
N29	vs. Florida State !	W	80-74
D6	at North Texas	L	71-67
D10	Purdue	W	71-60
D13	Notre Dame	L	63-55
D21	at South Dakota State	L	74-58
D29	vs. La Salle #	L	67-62
D30	vs. North Florida #	W	58-49
J 3	Youngstown State *	W	86-43
J5	Cleveland State *	L	68-55
J8	at Wright State *	L	54-44
J10	at Detroit *	W (ot)	70-65
J15	UIC *	W	66-64
J17	Loyola (Chicago) *	W	69-52
J23	at Butler *	L	77-44
J29	at Milwaukee *	W	83-65
J31	at Green Bay *	L	76-45
F6	Detroit *	L	62-47
F8	Wright State *	W	64-58
F12	at Loyola (Chicago) *	W	85-60
F14	at UIC *	L	61-50
F17	Chicago State	W	69-60
F21	Butler *	W	75-65
F26	Green Bay *	L	68-60
F28	Milwaukee *	W	67-64
M5	at Cleveland State *	W	70-52
M7	at Youngstown State *	L	54-38
M11	Wright State $	L	64-59

* Horizon League Game; ! - Coors Rocky Mountain Invitational; # - Christmas City Classic $ - Horizon League Tournament

2009-10 (9-21; 6-12 Horizon)
Coach: Keith Freeman

N14	Indiana Tech	W	86-57
N18	SIU Edwardsville	W	64-55
N22	Colorado State	W	68-58
N24	at Ball State	L	71-64
D2	at Chicago State	L	62-54
D5	Central Michigan	L	70-68
D8	at Pittsburgh	L	77-52
D12	at Notre Dame	L	88-47
D21	at Cincinnati	L	62-50
D28	vs. Auburn !	L	51-50
D30	vs. Wake Forest !	L	52-34
J2	UIC *	L	60-51
J4	Loyola (Chicago) *	W	48-39
J9	at Butler *	L	57-43
J14	at Youngstown State *	W	66-41
J16	at Cleveland State *	L	71-68
J21	Detroit *	L (ot)	72-70
J23	Wright State *	W	59-52
J28	at Milwaukee *	L	54-48
J30	at Green Bay *	L	78-54
F6	Butler *	L	66-52
F11	Cleveland State *	L	82-59
F13	Youngstown State *	W	80-28
F18	at Wright State *	L	54-51
F20	at Detroit *	L	67-49
F25	Green Bay *	L	69-44
F27	Milwaukee *	W	70-58
M4	at Loyola (Chicago) *	L	62-61
M6	at UIC *	W	88-77
M8	Milwaukee #	L	71-57

* - Horizon League Game; ! - San Diego Surf 'n Slam; # - Horizon League Tournament

2010-11 (7-24; 4-14 Horizon)
Coach: Keith Freeman

N12	at DePaul !	L	84-53
N19	vs. Austin Peay #	W	72-57
N20	at Lamar #	L	74-58
N24	Ball State	L	66-52
N28	Cincinnati	L	65-51
D3	at Evansville $	L	69-67
D4	vs. Coastal Carolina $	W (ot)	59-52
D8	at IPFW	L	73-65
D11	Pittsburgh	L	86-51
D18	Chicago State	L	72-67
D20	Notre Dame	L	94-43
D30	at Eastern Illinois	W	65-58
J2	at Butler *	L	61-49
J6	at Detroit *	L	68-52
J8	at Wright State *	L	90-67
J13	Youngstown State *	L	61-55
J15	Cleveland State *	L	68-58
J20	at UIC *	L	63-42
J22	at Loyola (Chicago) *	W	65-58
J27	Milwaukee *	L	73-61
J29	Green Bay *	L	69-50
F3	Wright State *	W	73-64
F5	Detroit *	W	57-46
F10	at Cleveland State *	L	57-51
F12	at Youngstown State *	L	79-76
F17	Loyola (Chicago) *	W	72-68
F19	UIC *	L	69-64
F24	at Green Bay *	L	75-48
F26	at Milwaukee *	L	70-69
M5	Butler *	L	58-47
M7	at Detroit %	L	57-50

* - Horizon League Game; ! - Preseason WNIT; # - Preseason WNIT; $ - Aces Classic; % - Horizon League Tournament

2011-12 (10-21; 5-13 Horizon)
Coach: Keith Freeman

N12	at SIU Edwardsville	L (ot)	67-64
N20	Rice	L	54-46
N22	Western Illinois	L	67-55
N25	at Colorado !	L	60-32
N26	vs. Montana State !	L	71-55
N30	Indiana-Northwest	W	80-47
D3	Lehigh	L	41-39
D6	IPFW	W	64-43
D10	at Pittsburgh	L	65-56
D18	at Ball State	W	67-53
D20	Eastern Illinois	W	53-50
D28	at Wright State *	L	58-42
D31	at Detroit *	L	68-52
J5	Cleveland State *	L	49-45
J7	Youngstown State *	L	55-48
J14	Butler *	W	58-53
J19	at Loyola (Chicago) *	L	86-56
J21	at UIC *	L	54-43
J26	Milwaukee *	L	55-47
J28	Green Bay *	L	65-37
F2	at Youngstown State *	L	64-58
F4	at Cleveland State *	W	66-48
F11	at Butler *	W	72-59
F16	UIC *	L	54-43
F18	Loyola (Chicago) *	W	69-46
F23	at Green Bay *	L	72-36
F25	at Milwaukee *	L	50-31
M1	Wright State *	W	70-60
M3	Detroit *	L	48-42
M5	at Milwaukee #	W	47-39
M7	at Green Bay #	L	77-53

* - Horizon League Game; ! - Omni Hotels Classic; # - Horizon League Tournament

2012-13 (11-20; 5-11 Horizon)
Coach: Tracey Dorow

N9	Indiana	W	64-52
N14	Purdue Calumet	W	76-59
N17	at IUPUI	L	75-69
N19	at Butler	L	69-55
N23	at #4/4 Duke	L	90-45
N27	at Western Illinois	L	69-55
D1	Saint Louis	L	53-47
D4	at IPFW	W	82-73
D8	at #8/8 Louisville	L	96-40
D19	at Western Michigan	L	70-69
D20	at Michigan	L	73-32
D29	Ball State	W	58-53
J5	Northern Illinois	W	54-49
J12	Youngstown State *	W	67-59
J16	Loyola *	L	52-44
J19	at UIC *	L	82-75
J24	at Milwaukee *	W	84-72
J26	#RV/RV Green Bay	L	78-55
J31	at Wright State *	L	67-66
F2	Cleveland State *	W(ot)	92-84
F9	at Detroit *	L	70-61
F13	at Loyola *	L	68-58
F16	UIC *	W	88-62
F21	Milwaukee *	L	75-71
F23	at #25/RV Green Bay *	L	80-38
F28	Wright State *	L(ot)	83-78
M2	at Cleveland State *	L	58-54
M4	at Youngstown State *	L	72-50
M9	Detroit *	W	73-53
M11	UIC !	W	67-57
M13	at #20/20 Green Bay !	L	80-59

* - Horizon League game; ! - Horizon League Tournament

2013-14 (6-25; 3-13 Horizon)
Coach: Tracey Dorow

N10	at Saint Louis	L	78-56
N12	at Illinois	L	87-59
N16	at #6 Notre Dame	L	96-46
N21	IUPUI	L	84-51
N24	at Tennessee Tech	L	84-78
N29	at Florida International !	L	65-47
D1	vs. Montana State !	L(ot)	96-85
D6	vs. Chicago State #	W	74-50
D7	at Toledo #	W	63-61
D13	Butler	L	65-50
D29	Western Michigan	L	72-50
D31	South Dakota	L	81-70
J4	at Tulsa	L	84-70
J9	Youngstown State *	L	62-49
J15	at Oakland *	L	88-55
J18	Wright State *	L	79-65
J21	at UIC *	L	69-51
J23	Detroit *	W	85-44
J27	Cleveland State *	L	76-66
F1	at Milwaukee *	L	85-80
F3	at Green Bay *	L	70-42
F10	UIC *	L	82-73
F13	at Cleveland State *	L	82-74
F15	at Youngstown State *	L	84-56
F22	Oakland *	W	84-70
F26	at Detroit *	L	81-79
M1	Green Bay *	L	53-49
M5	Milwaukee *	W	94-80
M8	at Wright State *	L	101-80
M10	at Detroit $	W	76-69
M12	at Green Bay $	L	72-55

* - Horizon League game; ! - FIU Thanksgiving Classic; # - Toledo Invite; $ - Horizon League Tournament

2014-15 (6-24; 2-14 Horizon)
Coach: Tracey Dorow

N14	Butler	W	91-57
N18	at Indiana	L	81-49
N20	at Northern Illinois	W	65-50
N22	Tennessee Tech	W	79-63
N25	at Akron	L	100-65
N30	#12 Louisville	L	86-59
D3	at Miami (OH)	L	82-59
D6	Tulsa	L	87-63
D9	at South Dakota	L	81-62
D13	Illinois	L	80-58
D20	at SIU-Edwardsville	L	77-65
D30	Purdue-Calumet	W	109-81
J3	Stetson	L	73-62
J8	at Cleveland State *	L	69-62
J10	UIC *	L	86-56
J15	Oakland *	L	71-54
J17	Wright State *	L	80-62
J21	at Milwaukee *	L	90-79
J27	at UIC *	L	60-42
J29	Green Bay *	L	67-52
F5	at Detroit *	W	74-68
F7	at Wright State *	L	95-66
F12	Milwaukee *	W	69-56
F19	at Green Bay *	L	87-45
F21	Youngstown State *	L	87-69
F25	Cleveland State *	L	77-70
F28	Detroit *	L	78-57
M5	at Oakland *	L	70-55
M7	at Youngstown State *	L	80-57
M9	at Milwaukee !	L	77-64

* - Horizon League game; ! - Horizon League Tournament

2015-16 (10-21; 5-13 Horizon)
Coach: Tracey Dorow

N13	at Butler	L	72-53
N23	#3 Notre Dame	L	110-54
N27	at San Diego ^	L	76-60
N28	vs. Northern Colorado ^	L	77-63
D2	Miami (OH)	L	75-72
D5	at Louisville	L	75-42
D7	Cardinal Stritch	W	63-62
D9	Akron	L	85-74
D12	at Northwest	W	79-57
D19	SIU-Edwardsville	W	69-56
D21	IU-Kokomo	W	88-22
D30	at Northern Kentucky *	W	61-60
J1	at Wright State *	L	80-63
J7	Detroit *	L	72-66
J9	Oakland *	W	81-66
J14	at #RV Green Bay *	L	81-42
J16	at Milwaukee *	L	82-60
J21	Cleveland State *	W	66-59
J23	Youngstown State *	W	65-60
J30	UIC *	L	54-50
F4	Wright State *	L	65-54
F6	Northern Kentucky *	L	68-50
F11	at Oakland *	L	87-77
F13	at Detroit *	L	85-65
F18	Milwaukee *	L	70-60
F20	Green Bay *	L	71-35
F21	at Yonngstown State *	L	87-66
F29	at Cleveland State *	L	72-65
M5	at UIC *	W	80-74
M10	vs. Detroit !	W(ot)	94-91
M11	vs. Northern Kentucky !	L	76-53

* - Horizon League game; ^ - USD-Courtyard San Diego Central Classic; ! - Horizon League Tournament

2016-17 (10-21; 4-14 Horizon)
Coach: Tracey Dorow

N12	at Stetson	L	87-75
N16	at Chicago State	W	53-51
N19	at Illinois State	L	77-56
N21	IU Kokomo	W	102-47
N25	Liberty	W	70-68
N30	Evansville	L	70-65
D3	Eastern Illinois	W	73-68
D4	at #1/1 Notre Dame	L	114-54
D10	Grace	W	71-49
D11	at Indiana	L	87-58
D19	Bradley	L	67-56
D29	at Detroit Mercy*	L	85-60
D31	at Oakland*	L	104-63
J 5	Green Bay*	L	75-36
J7	Milwaukee*	L	85-74
J12	at Cleveland State*	L	71-60
J14	at Youngstown State*	L	76-70
J17	at RV/#25 Green Bay*	L	56-35
J20	Northern Kentucky*	L	70-55
J22	Wright State*	L	65-52
J28	at UIC*	L	74-60
F2	Youngstown State*	W	77-60
F4	Cleveland State*	L	66-62
F9	at Wright State*	L	63-48
F11	at Northern Kentucky*	W	41-32
F16	Oakland*	L	98-60
F18	Detroit Mercy*	W	57-55
F20	at Milwaukee*	L	80-64
F25	UIC*	W	72-63
M3	vs. Youngstown State!	W	79-62
M4	vs. Green Bay!	L	89-60

* - Horizon League game; ! - Horizon League Tournament

2017-18 (13-18; 5-13 MVC)
Coach: Tracey Dorow

N16	IU-KOKOMO	81-47	W
N21	at Miami (OH)	68-77	L
N25	GRAND CANYON	80-75	W
N28	at Bowling Green	77-90	L
D2	at Liberty	40-61	L
D3	at Longwood	81-68	W
D8	at Purdue	49-95	L
D10	CHICAGO STATE	71-60	W
D15	IU-NORTHWEST	99-59	W
D18	at Eastern Illinois	76-67	W
D21	FORT WAYNE	68-50	W
D29	at Drake*	50-86	L
D31	at Northern Iowa*	56-77	L
J5	ILLINOIS STATE*	56-50	W
J7	BRADLEY*	69-88	L
J12	LOYOLA	*76-60	W
J19	at Missouri State*	60-83	L
J21	at Southern Illinois*	63-74	L
J26	EVANSVILLE*	101-59	W
J28	INDIANA STATE*	54-67	L
F2	at Bradley*	58-69	L
F4	at Illinois State*	55-63	L
F11	at Loyola*	63-53	W
F16	SOUTHERN ILLINOIS*	86-88	LO2
F18	MISSOURI STATE*	60-66	L
F23	at Indiana State*	46-64	L
F25	at Evansville*	67-54	W
M1	NORTHERN IOWA*	53-76	L
M3	DRAKE*	53-85	L
M8	vs Loyola%	63-46	W
M9	vs Drake%	40-89	L

* - MVC games; %- MVC Tournament

2018-19 (8-24; 3-15 MVC)
Coach: Mary Evans

N7	at UIC	65-75	L
N11	NORTH DAKOTA	56-62	L
N14	at Illinois	54-73	L
N16	at Morehead State	62-68	L
N17	vs St. Francis (NY)	78-76	W
N26	TOLEDO	59-65	L
N29	at Chicago State	76-70	W
D2	EASTERN ILLINOIS	62-60	W
D8	MIAMI (OH)	47-68	L
D16	NORTH DAKOTA ST	48-51	L
D19	at Purdue Fort Wayne	68-64	W
D21	BOWLING GREEN	72-79	L
J6	*at Loyola	54-80	L
J11	*at Northern Iowa	52-71	L
J13	*at Drake	53-84	L
J18	*INDIANA STATE	82-86	LOT
J20	*EVANSVILLE	93-49	W
J25	*at Southern Illinois	65-87	L
J27	*at Missouri State	63-108	L
F1	*BRADLEY	76-73	W
F3	*ILLINOIS STATE	67-70	L
F8	*DRAKE	62-88	L
F10	*NORTHERN IOWA	56-64	L
F15	*at Evansville	65-77	L
F17	*at Indiana State	59-67	L
F22	*MISSOURI STATE	58-77	L
F24	*SOUTHERN ILLINOIS	47-58	L
F28	*at Bradley	76-87	L
M3	*at Illinois State	53-74	L
M9	*LOYOLA	81-74	W
M14	%vs Indiana State	79-77	W
M15	%vs Drake	58-86	L

* - MVC games; %- MVC Tournament

2019-20 (17-12; 9-9 MVC)
Coach: Mary Evans

N10	vs Ohio State	38-89	L
N15	at North Dakota State	66-54	W
N17	at North Dakota	63-65	L
N21	at Northwestern	48-69	L
N24	BOWLING GREEN	95-90	WOT
N27	at Toledo	61-54	W
D5	at Detroit Mercy	77-58	W
D15	UIC	63-37	W
D17	MOREHEAD STATE	55-53	W
D28	CHICAGO STATE	95-49	W
D30	at Eastern Illinois	78-66	W
J3	*SOUTHERN ILLINOIS	51-67	L
J5	*MISSOURI STATE	68-81	L
J10	*at Indiana State	75-56	W
J12	*at Evansville	88-66	W
J17	*ILLINOIS STATE	60-72	L
J19	*BRADLEY	61-75	L
J24	*LOYOLA CHICAGO	66-64	W
J31	*at Drake	66-87	L
F2	*at Northern Iowa	70-77	L
F6	*EVANSVILLE	72-54	W
F8	*INDIANA STATE	61-45	W
F14	*at Bradley	69-90	L
F16	*at Illinois State	78-70	W
F22	*at Loyola Chicago	70-57	W
F28	*NORTHERN IOWA	72-69	W
M1	*DRAKE	79-83	L
M5	*at Missouri State	70-85	L
M7	*at Southern Illinois	69-58	W

* - MVC game

11 Valparaiso (106-114).indd 114 11/23/2020 2:12:19 PM

HISTORY

THE VALLEY®
MISSOURI VALLEY CONFERENCE

ALL-TIME STANDINGS

1982-83*

Team	Gateway	Pct.	All	Pct.
Eastern Illinois	—	—	22-7	.759
Drake	—	—	20-8	.714
Illinois State	—	—	20-10	.667
Southern Illinois	—	—	22-11	.667
UNI	—	—	17-11	.607
Wichita State	—	—	16-12	.571
Bradley	—	—	14-14	.500
Indiana State	—	—	13-15	.464
Missouri State	—	—	10-18	.357
Western Illinois	—	—	5-22	.185

Four teams post 20 wins and seven have .500 or better records. Drake is an NCAA qualifier. Illinois State wins the league title with a 62-54 win over Southern Illinois in the Gateway Conference tournament.

*1983 Gateway season - Tournament only.

1983-84

Team	Gateway	Pct.	All	Pct.
Drake	16-2	.889	22-7	.759
Southern Illinois	15-3	.833	22-6	.786
Illinois State	15-3	.833	23-8	.742
Wichita State	12-6	.667	14-14	.500
Eastern Illinois	10-8	.556	16-12	.571
Missouri State	8-10	.444	12-16	.429
Bradley	6-12	.333	9-18	.333
Western Illinois	5-13	.278	8-19	.296
Indiana State	2-16	.111	5-23	.179
UNI	1-17	.056	2-25	.074

Drake wins the league title, while Southern Illinois and Illinois State finish just one game back in the league standings. Drake advances to the NCAA Tournament, but loses in the first round to Texas, 96-60. Three Gateway teams post 20 wins for the second year in a row.

1984-85

Team	Gateway	Pct.	All	Pct.
Illinois State	17-1	.944	23-6	.793
Drake	16-2	.889	24-6	.800
Southern Illinois	14-4	.778	21-7	.750
Missouri State	9-9	.500	12-16	.429
Eastern Illinois	8-10	.444	16-12	.571
Bradley	7-11	.389	13-14	.481
Indiana State	7-11	.389	10-18	.357
Wichita State	6-12	.333	10-18	.357
Western Illinois	3-15	.167	6-21	.222
UNI	3-15	.167	5-23	.179

Illinois State's Jill Hutchison and Melinda Fischer are the league's co-Coaches of the Year. Wanda Ford of Drake is Gateway Most Valuable Player. Illinois State loses in the NCAA Tournament first round to Louisiana Tech, 81-57. Three league teams win 20 or more games.

1985-86

Team	Gateway	Pct.	All	Pct.
Southern Illinois	18-0	1.000	25-4	.862
Drake	16-2	.889	22-8	.733
Illinois State	12-6	.667	16-12	.571
Bradley	11-7	.611	16-12	.571
Eastern Illinois	10-8	.556	18-10	.643
Wichita State	9-9	.500	12-15	.444
Missouri State	5-13	.278	6-21	.222
Indiana State	4-14	.222	5-23	.179
UNI	4-14	.222	9-18	.333
Western Illinois	1-17	.056	4-23	.148

Two Gateway teams advance to the NCAA Tournament. Drake edges Kentucky then loses to Mississippi in the regional semis, while Southern Illinois earns a first-round bye but is beaten in the regionals by Auburn. The Salukis' 18-0 conference season marked the first of two-straight perfect league slates by Southern Illinois, a feat not matched in Gateway Conference history.

1986-87

Team	Gateway	Pct.	All	Pct.
Southern Illinois	18-0	1.000	28-3	.903
Missouri State	12-6	.667	18-10	.643
Eastern Illinois	11-7	.611	17-13	.567
Bradley	10-8	.556	15-13	.536
Illinois State	10-8	.556	12-15	.444
Drake	9-9	.500	9-18	.333
Indiana State	8-10	.444	12-15	.444
Wichita State	5-13	.278	12-14	.462
UNI	4-14	.222	6-20	.231
Western Illinois	3-15	.167	5-21	.192

Southern Illinois beats Louisiana State in the NCAA first round, but loses to Louisiana Tech in the regional semifinals. SIU's Bridgett Bonds is league Most Valuable Player, while Southern Illinois' Cindy Scott and Missouri State's Valerie Goodwin-Colbert share Gateway Conference Coach of the Year honors.

1987-88

Team	Gateway	Pct.	All	Pct.
Eastern Illinois	14-4	.778	22-8	.733
Illinois State	14-4	.778	20-11	.645
Indiana State	14-4	.778	22-6	.786
Drake	12-6	.667	15-13	.536
Southern Illinois	12-6	.667	16-11	.593
Missouri State	6-12	.333	9-17	.346
Wichita State	6-12	.333	9-17	.346
Bradley	6-12	.333	9-18	.333
UNI	4-14	.222	9-17	.346
Western Illinois	2-16	.111	4-22	.154

Eastern Illinois wins its first Gateway title with a one-point win over Illinois State in the tournament title game. The Panthers represent the Gateway in the NCAA Tournament, but they lose to Colorado in the first round. Illinois State's Susan Wellman is the league's Most Valuable Player, while Andi Myers of Indiana State is coach of the year after a first-place regular-season finish.

1988-89

Team	Gateway	Pct.	All	Pct.
Illinois State	16-2	.889	23-8	.742
Southern Illinois	15-3	.833	19-10	.655
Drake	12-6	.667	17-11	.607
Eastern Illinois	11-7	.611	16-12	.571
Indiana State	10-8	.556	18-9	.667
Western Illinois	7-11	.389	9-18	.333
Bradley	6-12	.333	12-15	.444
Missouri State	5-13	.278	7-20	.259
UNI	4-14	.222	7-18	.280
Wichita State	4-14	.222	6-20	.231

Pam Tanner of Illinois State is the Gateway Conference Most Valuable Player. She set what was then a league record with 98 steals. Coach of the Year Jill Hutchison leads Illinois State to its first NCAA Tournament victory in women's basketball, as ISU defeated Northwestern State, 100-79. Illinois State loses to Stanford in the NCAA second round, however.

1989-90

Team	Gateway	Pct.	All	Pct.
Southern Illinois	14-4	.778	21-10	.677
Illinois State	14-4	.778	21-11	.656
Missouri State	14-4	.778	19-8	.704
Bradley	12-6	.667	16-12	.571
Eastern Illinois	11-7	.611	15-12	.556
Drake	8-10	.444	10-16	.385
Wichita State	6-12	.333	7-20	.259
Indiana State	5-13	.278	8-19	.296
Western Illinois	4-14	.222	7-20	.259
UNI	2-16	.111	5-22	.185

For the second time in league history, there is a three-way tie for the regular-season crown. Southern Illinois, behind MVP Amy Rakers, grabs the tourney title with a win over Illinois State. SIU is ousted in the first round of the NCAA tourney by Ohio State, 73-61. Bradley's Lisa Boyer is Coach of the Year.

1990-91

Team	Gateway	Pct.	All	Pct.
Missouri State	16-2	.889	25-4	.862
Southern Illinois	13-5	.722	19-10	.655
Illinois State	13-5	.722	18-10	.643
Drake	10-8	.556	13-17	.433
Eastern Illinois	9-9	.500	14-13	.519
Bradley	9-9	.500	13-14	.481
Indiana State	8-10	.444	13-14	.481
Western Illinois	6-12	.333	11-16	.407
UNI	3-15	.167	6-21	.222
Wichita State	3-15	.167	6-21	.222

Missouri State earns its first Gateway title by three games – the second-largest margin in league history. The Gateway's MVP, Jan Jensen of Drake, leads the nation in scoring with a 29.6 scoring average, while Missouri State's Cheryl Burnett is Gateway coach of the year. Missouri State ousts Tennessee Tech in the NCAA first round before losing at Tennessee.

1991-92

Team	Gateway	Pct.	All	Pct.
Missouri State	17-1	.944	31-3	.912
Southern Illinois	15-3	.833	23-8	.742
Bradley	11-7	.611	17-11	.607
Illinois State	11-7	.611	14-14	.500
Wichita State	10-8	.556	13-16	.448
Drake	7-11	.389	11-15	.423
Indiana State	7-11	.389	10-17	.370
Western Illinois	5-13	.278	9-18	.333
Eastern Illinois	4-14	.222	8-19	.296
UNI	3-15	.167	4-23	.148

Missouri State advances to the NCAA Final Four, highlighted by landmark victories over No. 7 Iowa and No. 5 Mississippi. WSU's Kareema Williams is league MVP, while Cheryl Burnett is Coach of the Year. It is the final season for the Gateway, as teams merge with their men's counterparts in July of 1992.

1992-93

Team	MVC	Pct.	All	Pct.
Missouri State	14-2	.875	23-9	.719
Creighton	12-4	.750	20-8	.714
Southern Illinois	12-4	.750	19-10	.655
Wichita State	8-8	.500	15-12	.556
Drake	8-8	.500	15-13	.536
Illinois State	6-10	.375	11-16	.407
UNI	4-12	.250	10-17	.370
Indiana State	4-12	.250	8-18	.308
Bradley	4-12	.250	7-20	.259

Missouri State advances to the NCAA Tournament "Sweet 16," and Lady Bear Secelia Winkfield is league MVP and Defensive Player of the Year. Creighton's Becky Flynn is Newcomer and Freshman of the Year, while Wichita State's Linda Hargrove earns Coach of the Year honors.

12 Conference History (116-135).indd 116 11/3/2020 10:18:18 AM

ALL-TIME STANDINGS

1993-94

Team	MVC	Pct.	All	Pct.
Missouri State	15-1	.938	24-6	.800
Creighton	14-2	.875	24-7	.774
Wichita State	9-7	.563	17-10	.630
Southern Illinois	9-7	.563	15-12	.556
Drake	8-8	.500	16-12	.571
Indiana State	6-10	.375	14-14	.500
Illinois State	5-11	.313	10-17	.370
Bradley	4-12	.250	9-18	.333
UNI	2-14	.125	6-20	.231

The league picks up two NCAA wins as Creighton and Missouri State post first-round wins. Melody Howard of Missouri State is league MVP, while Nanne Jackson of Missouri State is Newcomer of the Year, and Creighton's Holly Sivesind is Freshman of the Year. Creighton's Becky Flynn is Defensive Player of the Year.

1994-95

Team	MVC	Pct.	All	Pct.
Missouri State	14-4	.778	21-12	.636
Drake	13-5	.722	25-6	.806
Southern Illinois	13-5	.722	19-9	.679
Creighton	12-6	.667	18-9	.667
Wichita State	11-7	.611	16-12	.571
Indiana State	10-8	.556	13-14	.481
Bradley	7-11	.389	13-14	.481
Illinois State	7-11	.389	11-16	.407
Evansville	2-16	.111	4-22	.154
UNI	1-17	.056	4-22	.154

Drake and Missouri State both advance to the NCAA Tournament second round. The Bulldogs become the first league team to win a game at Missouri State since 1989, by defeating the Lady Bears in the tournament title game. Drake is led during the year by Player of the Year Kristi Kinne. Lisa Bluder is Rawlings/MVC Coach of the Year.

1995-96

Team	MVC	Pct.	All	Pct.
Missouri State	16-2	.889	25-5	.833
Southern Illinois	15-3	.833	18-10	.643
Illinois State	14-4	.778	19-13	.594
Drake	10-8	.556	16-13	.552
Creighton	10-8	.556	15-13	.536
Bradley	7-11	.389	13-14	.481
Wichita State	7-11	.389	9-19	.321
UNI	6-12	.333	7-20	.259
Indiana State	3-15	.167	7-19	.269
Evansville	2-16	.111	3-23	.115

For the second straight year, the State Farm MVC Tournament champion is decided in the closing seconds, as Missouri State rallied to defeat Illinois State, 59-56. Both teams advanced to postseason play as the Lady Bears played in the NCAA and lost to Texas, while Illinois State played in the NWIT. Drake's Tricia Wakely was voted as league Most Valuable Player.

1996-97

Team	MVC	Pct.	All	Pct.
Drake	14-4	.778	23-7	.767
Missouri State	13-5	.722	17-10	.630
Illinois State	13-5	.722	17-11	.607
Wichita State	9-9	.500	17-12	.586
Bradley	9-9	.500	16-12	.571
Indiana State	9-9	.500	14-13	.519
Southern Illinois	9-9	.500	14-14	.500
Creighton	7-11	.389	8-19	.296
UNI	5-13	.278	10-16	.385
Evansville	2-16	.111	3-23	.115

Creighton's Carrie Welle wins league Player of the Year honors, while Kasia McClendon wins Defensive Player of the Year honors for a third consecutive season. Amy Amstutz of Indiana State is league Newcomer of the Year, while Tammi Blackstone of Drake is Freshman of the Year. Drake represents the Conference in the NCAAs and lose at Illinois.

1997-98

Team	MVC	Pct.	All	Pct.
Drake	17-1	.944	25-5	.833
Missouri State	14-4	.778	24-6	.800
Creighton	11-7	.611	16-12	.571
Indiana State	10-8	.556	17-11	.607
Wichita State	9-9	.500	13-14	.481
Illinois State	9-9	.500	11-16	.407
UNI	8-10	.444	14-13	.519
Southern Illinois	7-11	.389	10-18	.357
Bradley	4-14	.222	9-17	.346
Evansville	1-17	.056	6-20	.231

Drake and Missouri State represent the league in the NCAA Tournament. Drake's Kiersten Miller is league Player of the Year, while Missouri State's Yen Quach, Jackie Stiles and Lisa Davies win Newcomer, Freshman and Defensive player honors.

1998-99

Team	MVC	Pct.	All	Pct.
Missouri State	15-3	.833	25-7	.781
Drake	14-4	.778	21-10	.677
UNI	12-6	.667	19-8	.704
Evansville	11-7	.611	19-11	.633
Indiana State	10-8	.556	18-11	.621
Wichita State	10-8	.556	16-12	.571
Creighton	9-9	.500	16-14	.533
Southern Illinois	5-13	.278	6-21	.222
Illinois State	4-14	.222	8-20	.286
Bradley	0-18	.000	6-20	.231

For the first time in league history, The Valley sends six women's basketball teams to the postseason. Evansville and Missouri State represented the league in the NCAAs, while Drake advanced to the Final Four of the WNIT. Jackie Stiles of Missouri State earned league Most Valuable Player honors, becoming the first sophomore in Valley history to capture that award. Evansville's Kathi Bennett, who guided UE from 'worst to first,' took home Rawlings MVC Coach of the Year honors.

1999-00

Team	MVC	Pct.	All	Pct.
Drake	15-3	.833	23-7	.767
Evansville	14-4	.778	23-7	.767
Missouri State	14-4	.778	23-9	.719
Wichita State	14-4	.778	20-10	.667
UNI	10-8	.556	15-13	.536
Creighton	7-11	.389	12-15	.444
Indiana State	5-13	.278	9-18	.333
Southern Illinois	5-13	.278	8-20	.286
Bradley	3-15	.167	6-20	.231
Illinois State	3-15	.167	6-20	.231

Four MVC teams earned postseason spots. Drake and Missouri State advanced to the NCAA Tournament, while Evansville and Wichita State earned WNIT bids. Jackie Stiles earned league MVP honors for a second-straight season, and she led the nation in scoring. UNI's Katie Miller and Allison Starr earned Newcomer and Defensive Player plaudits, while Carla Bennett of Drake was Freshman of the Year.

2000-01

Team	MVC	Pct.	All	Pct.
Missouri State	16-2	.889	29-6	.829
Drake	16-2	.889	23-7	.767
UNI	12-6	.667	18-11	.621
Creighton	11-7	.611	17-11	.607
Evansville	8-10	.444	13-15	.464
Wichita State	8-10	.444	10-17	.370
Indiana State	7-11	.389	10-18	.357
Bradley	5-13	.278	10-17	.370
Southern Illinois	4-14	.222	7-20	.259
Illinois State	3-15	.167	5-22	.185

The Valley has three teams in postseason play, as Drake, UNI and Missouri State represent the Conference. Highlighted by national Player of the Year honors by All-American and league MVP Jackie Stiles, Missouri State reaches the Final Four for the second time in school history, falling to Purdue in the national semifinals. Stiles became the all-time NCAA women's basketball career scoring leader (3,393 points) and also set the NCAA single-season scoring record (1,062 points).

2001-02

Team	MVC	Pct.	All	Pct.
Creighton	16-2	.889	24-7	.774
Drake	15-3	.833	25-8	.758
Missouri State	12-6	.667	16-13	.552
Evansville	9-9	.500	15-15	.500
UNI	9-9	.500	14-16	.467
Wichita State	8-10	.444	14-15	.483
Bradley	7-11	.389	16-12	.571
Indiana State	7-11	.389	11-17	.393
Illinois State	5-13	.278	7-20	.259
Southern Illinois	2-16	.111	6-21	.222

Creighton surprised the league after being picked sixth in the preseason poll. Led by Player of the Year Christy Neneman and Rawlings Coach of the Year Connie Yori, the Bluejays won the regular-season and tournament titles and represented the league in the NCAA Tournament. Drake received an at-large NCAA bid and advanced to the Sweet 16 with wins against Syracuse and second-seeded Baylor. Missouri State also qualified for postseason play, as the Lady Bears hosted Eastern Kentucky in the WNIT.

2002-03

Team	MVC	Pct.	All	Pct.
Creighton	13-5	.722	24-9	.727
Indiana State	13-5	.722	22-9	.710
UNI	12-6	.667	18-12	.600
Missouri State	11-7	.611	18-13	.581
Drake	11-7	.611	16-12	.571
Bradley	9-9	.500	13-15	.464
Wichita State	8-10	.444	14-14	.500
Evansville	5-13	.278	11-16	.407
Illinois State	5-13	.278	7-21	.250
Southern Illinois	3-15	.167	7-20	.259

Creighton's earned it a share of the regular-season title for the second-consecutive season. It marked the first time the Jays have won back-to-back titles in the MVC, plus Christy Neneman earned Player of the Year honors for the second time. During the previous five seasons, the MVC had earned two spots in the NCAA Tournament, but after Missouri State, the No.4 tournament seed, won the Conference championship and the league's NCAA automatic berth, three other Valley teams enjoyed post-season in the WNIT. Indiana State, UNI and Creighton participated in the WNIT, with the Jays advancing to the field of four before falling to Auburn, 73-62. Indiana State's Jim Wiedie was voted the Rawlings Coach of the Year.

12 Conference History (116-135).indd 117 11/3/2020 10:18:18 AM

ALL-TIME STANDINGS

2003-04

Team	MVC	Pct.	All	Pct.
Missouri State	16-2	.889	28-4	.875
Creighton	15-3	.833	24-9	.727
Drake	11-7	.611	16-14	.533
Indiana State	10-8	.556	16-12	.571
Illinois State	9-9	.500	16-13	.552
UNI	7-11	.389	12-17	.414
Wichita State	7-11	.389	10-18	.357
Bradley	7-11	.389	9-19	.321
Evansville	6-12	.333	11-16	.407
Southern Illinois	2-16	.111	3-24	.111

The Valley sent its top three teams to postseason play, as Missouri State, Drake and Creighton represented the Conference. Missouri State collected its second-straight Tournament title and staged a dramatic duel at Notre Dame. Missouri State lost by four points in OT to the Irish after recovering from a 16-point deficit.Creighton made an early exit from the league championship as UNI upset the Jays in the opening round, but an invite to the WNIT reignited Jim Flanery's team. Creighton drove through the 32-team bracket and earned the MVC's first national title in women's basketball.

2004-05

Team	MVC	Pct.	All	Pct.
Missouri State	15-3	.833	25-8	.758
Indiana State	13-5	.722	23-9	.719
Creighton	13-5	.722	19-10	.655
UNI	13-5	.722	20-11	.645
Evansville	10-8	.556	17-11	.607
Bradley	8-10	.444	15-13	.536
Drake	8-10	.444	14-15	.483
Illinois State	7-11	.389	13-18	.419
Wichita State	2-16	.111	5-22	.185
Southern Illinois	1-17	.056	3-24	.111

Illinois State became the Cinderella team in 2005, winning the MVC Tournament at the No. 8 seed and being one of three Valley schools to make it to postseason play. The Redbirds lost to eventual NCAA Tournament Champion Baylor in the first round of the NCAA Tourney while Missouri State won the WNIT after storming through four home wins en route to its first postseason title. At the Valley Tournament, Bradley, Creighton, Missouri State and Evansville exited after day one while UNI and Drake fell in the semis.

2005-06

Team	MVC	Pct.	All	Pct.
Indiana State	16-2	.889	27-6	.818
Drake	13-5	.722	17-12	.586
UNI	12-6	.667	19-11	.633
Evansville	11-7	.611	16-13	.552
Wichita State	8-10	.444	15-13	.536
Missouri State	7-11	.389	17-15	.531
Illinois State	7-11	.389	12-16	.429
Southern Illinois	6-12	.333	10-18	.357
Bradley	5-13	.278	9-19	.321
Creighton	5-13	.278	8-21	.276

Missouri State won four games in four days en route to its third MVC tournament title in four years. The Bears, the No. 7 seed, were the lone Valley representative in the NCAA Tournament, and they suffered a first-round loss to Purdue at the national tournament. Including MSU, four schools represented the league in postseason play as UNI, Drake and Indiana State all played in the WNIT. The Panthers and Bulldogs suffered first-round defeats, while the Sycamores fell in the second round to Indiana. At the Valley Tournament, the Sycamores were on pace to clinch their first title but fell at the hands of the Lady Bears in the championship game.

2006-07

Team	MVC	Pct.	All	Pct.
Southern Illinois	16-2	.889	21-11	.656
Illinois State	13-5	.722	22-11	.667
Indiana State	12-6	.667	19-11	.633
Evansville	11-7	.611	19-12	.613
UNI	11-7	.611	17-13	.567
Creighton	8-10	.444	13-19	.406
Bradley	7-11	.389	12-19	.387
Drake	5-13	.278	14-19	.424
Wichita State	4-14	.222	9-20	.310
Missouri State	3-15	.167	7-21	.250

Drake won four games in four days en route to its State Farm MVC Women's Basketball Tournament Title. The Bulldogs, as a No. 8 seed, matched Illinois State's 2005 tournament title in that the lowest-seeded team won the title. Drake suffered a first-round loss to eventual national champion Tennessee in the first round of the NCAA Tournament. Three schools represented the league in postseason play as Southern Illinois and Illinois State played in the WNIT. Both the Salukis and Redbirds advanced to the second round of the postseason tournament.

2007-08

Team	MVC	Pct.	All	Pct.
Illinois State	13-5	.722	26-7	.788
Evansville	13-5	.722	21-12	.636
Drake	13-5	.722	23-11	.676
Creighton	12-6	.667	21-12	.636
Missouri State	9-9	.500	11-19	.367
Indiana State	8-10	.444	14-15	.483
UNI	8-10	.444	13-18	.419
Bradley	6-12	.333	12-18	.400
Southern Illinois	5-13	.278	10-20	.333
Wichita State	3-15	.167	9-22	.290

Illinois State claimed the first neutral-site State Farm MVC Women's Basketball Tournament title at The Family Arena in St. Charles, Mo. The top-seeded Redbirds became the first school in four years to win the tournament from the No. 1 seed. Four Missouri Valley Conference teams made postseason appearances – Illinois State in the NCAA Tournament and Creighton, Drake and Evansville in the WNIT. Illinois State fell to Oklahoma in the first round of the NCAA Tournament while The Valley's WNIT participants each claimed an opening round win.

2008-09

Team	MVC	Pct.	All	Pct.
Illinois State	15-3	.833	27-8	.771
Creighton	14-4	.778	22-12	.647
Drake	12-6	.667	19-12	.613
Bradley	11-7	.611	21-10	.677
Indiana State	10-8	.556	14-16	.467
UNI	9-9	.500	11-19	.367
Missouri State	6-12	.333	10-20	.333
Southern Illinois	5-13	.278	9-19	.321
Evansville	4-14	.222	15-19	.441
Wichita State	4-14	.222	13-18	.419

Ninth-seeded Evansville became the lowest-seeded team to claim the State Farm MVC Women's Basketball Tournament title, after an improbable postseason run and a last-second shot to give the Purple Aces a 47-45 win over Creighton. The Aces were the lone Valley representative in the NCAA Tournament, suffering a first-round loss to Texas A&M. Two other MVC schools – Illinois State and Creighton – made postseason appearances in the WNIT. The Redbirds made their deepest postseason run in program history, evenutally falling victim to Kansas, 75-72, in the WNIT semifinals. Ironically, the Jays also lost to Kansas in the second round of the WNIT, following a first-round victory over UC Riverside.

2009-10

Team	MVC	Pct.	All	Pct.
Illinois State	16-2	.889	28-7	.800
Creighton	13-5	.722	21-11	.656
Missouri State	12-6	.667	22-11	.667
Bradley	12-6	.667	17-14	.548
UNI	10-8	.556	17-16	.515
Wichita State	8-10	.444	18-15	.545
Indiana State	7-11	.389	17-14	.548
Drake	7-11	.389	15-15	.500
Southern Illinois	4-14	.222	5-24	.172
Evansville	1-17	.056	4-26	.133

Fifth-seeded UNI won its first-ever State Farm MVC Championship title, earning its first berth to the NCAA Tournament field of 64. The Panthers were the lone Valley representative in the NCAA Tournament, suffering a first-round loss to Nebraska. The Valley matched a league-high tying six teams earning post-season berths (1 NCAA, 3 WNIT, 2 WBI), which also occurred in 1999 (2 NCAA, 4 WNIT). Illinois State advanced to the semifinals of the WNIT, marking the fourth time in league history a Valley school has played in the WNIT semifinals. Missouri State won more than 20 games and earned its first postseason bid in four years. The Lady Bears were also one of 17 NCAA Division I schools to post a double-digit increase in total victories and their 12-win improvement from a 10-20 campaign in 2008-09 represented the seventh-best turnaround in the nation. Both Bradley and Wichita State earned their first-ever postseason wins in program history.

2010-11

Team	MVC	Pct.	All	Pct.
UNI	17-1	.944	27-6	.818
Missouri State	12-6	.667	24-11	.686
Illinois State	12-6	.667	24-11	.686
Creighton	12-6	.667	18-13	.581
Wichita State	10-8	.556	17-15	.531
Drake	9-9	.500	15-15	.500
Indiana State	8-10	.444	16-16	.500
Bradley	7-11	.389	15-16	.484
Evansville	3-15	.167	8-22	.267
Southern Illinois	0-18	.000	2-28	.067

Top-seeded UNI made its second-straight NCAA Tournament appearance after becoming just the fourth league team to win back-to-back tournament titles. The Panthers were the lone Valley representative in the NCAA Tournament, nearly pulling off a first-round upset against Michigan State. Five Valley teams earned postseason berths (1 NCAA, 4 WNIT). Illinois State advanced to the semifinals of the WNIT for the third-straight season, marking the fifth time in league history a Valley school has played in the WNIT semifinals. Missouri State won 20+ games and earned back-to-back postseason bids for the first time since 2005-06, when the Lady Bears earned nine-straight postseason bids. Wichita State returned to the postseason WNIT for the first time since the 1999-2000 season.

12 Conference History (116-135).indd 118 11/3/2020 10:18:19 AM

ALL-TIME STANDINGS

2011-12

Team	MVC	Pct.	All	Pct.
Missouri State	14-4	.778	24-9	.727
Illinois State	13-5	.722	19-13	.594
Wichita State	12-6	.667	20-13	.606
Creighton	11-7	.611	20-13	.606
UNI	9-9	.500	19-15	.559
Drake	9-9	.500	18-16	.529
Indiana State	9-9	.500	15-16	.484
Bradley	7-11	.389	18-16	.529
Southern Illinois	4-14	.222	8-22	.267
Evansville	2-16	.111	5-25	.167

Fourth-seeded Creighton made its fourth NCAA Touranment appearance, and first under head coach Jim Flanery, after taking down seventh-seeded Drake to earn the MVC Tournament title. The Bluejays were the lone Valley representative in the NCAA Tournament, nearly pulling off a first-round upset against St. John's. Seven Valley teams earned post-season berths (1 NCAA, 4 WNIT, 2 WBI). UNI won its first-ever postseason game en route to advancing to the finals of the WBI against Minnesota. Missouri State won 20+ games and earned a postseason bid for the third-straight season season, while Wichita State returned to the postseason WNIT for the second consecutive year.

2012-13

Team	MVC	Pct.	All	Pct.
Creighton	15-3	.833	25-8	.758
Wichita State	15-3	.833	24-10	.706
Illinois State	13-5	.722	24-11	.686
Indiana State	10-8	.556	18-13	.581
UNI	10-8	.556	17-17	.500
Bradley	8-10	.444	14-16	.467
Evansville	7-11	.389	9-21	.300
Missouri State	6-12	.333	14-17	.452
Drake	5-13	.278	11-20	.355
Southern Illinois	1-17	.056	5-26	.161

For the 10th time in league history, and the first time since 2002, the MVC earned two bids to the NCAA Tournament. Wichita State, which earned the Valley's automatic bid after winning its first-ever tournament title, was joined by Creighton, which earned an at-large selection for the second time in program history (1994). The Bluejays, a No. 10 seed, knocked off seventh-seeded Syracuse, 61-56, earning the league's first NCAA Tournament victory since 2002. Wichita State was the regular-season and tournament champion for the first time in school history, carrying the best program record in Shocker history at 24-10. Three teams – Illinois State, Indiana State and UNI – also earned WNIT Tournament berths – for a total of five postseason teams.

2013-14

Team	MVC	Pct.	All	Pct.
Wichita State	14-4	.778	26-7	.788
Indiana State	14-4	.778	20-12	.625
UNI	13-5	.722	17-13	.567
Evansville	10-8	.556	15-16	.484
Drake	9-9	.500	17-15	.531
Missouri State	8-10	.444	14-17	.452
Illinois State	8-10	.444	10-20	.333
Loyola	6-12	.333	11-21	.344
Bradley	5-13	.278	8-22	.267
Southern Illinois	3-15	.167	5-25	.167

Wichita State made its second-straight NCAA Tournament appearance after taking down fifth-seeded Drake to earn the MVC Tournament title. The Shockers were the lone Valley representative in the NCAA Tournament, nearly pulling off a first-round upset at Penn State. Three Valley teams earned post-season berths (1 NCAA, 1 WNIT, 1 WBI). Indiana State was selected for the WNIT Tournament in back-to-back seasons for the second time in program history, while Evansville returned to the postseason (WBI Tournament) for the first time under head coach Oties Epps and the first time since 2009.

2014-15

Team	MVC	Pct.	All	Pct.
Wichita State	17-1	.944	29-5	.853
Drake	15-3	.833	20-11	.645
Missouri State	13-5	.722	18-15	.545
UNI	12-6	.667	17-15	.531
Southern Illinois	10-8	.556	17-13	.567
Indiana State	7-11	.389	17-13	.567
Evansville	6-12	.333	13-19	.406
Bradley	5-13	.278	6-24	.200
Loyola	3-15	.167	6-25	.194
Illinois State	2-16	.111	2-28	.067

Wichita State represented The Valley in the NCAA Tournament after earning the league's automatic bid for the third-straight season. The Shockers won a school-record 29 games in 2014-15, including a 17-1 mark in MVC play, also its best mark in Conference action in program history. Three other teams – Drake, Missouri State and UNI – also earned postseason berths into the WNIT Tournament. Wichita State senior guard Alex Harden, winner of the Valley's 2014-15 Jackie Stiles Trophy, was selected 18th overall in the WNBA draft by the Phoenix Mercury.

2015-16

Team	MVC	Pct.	All	Pct.
UNI	15-3	.833	24-11	.686
Missouri State	14-4	.778	24-10	.706
Drake	14-4	.778	23-10	.697
Southern Illinois	12-6	.667	20-13	.606
Loyola	10-8	.556	14-16	.467
Indiana State	9-9	.500	13-17	.433
Illinois State	6-12	.333	8-22	.267
Wichita State	5-13	.278	8-22	.267
Bradley	4-14	.222	9-22	.290
Evansville	1-17	.056	3-28	.097

Missouri State represented The Valley in the NCAA Tournament after earning the league's automatic bid for the first time since 2006. Two other teams – UNI and Drake – also earned postseason berths into the WNIT Tournament, while Southern Illinois (WBI Tournament) returned to the postseason for the first time since 2007. Missouri State senior guard Tyonna Snow, winner of The Valley's 2015-16 Jackie Stiles Trophy, became just the third player in MVC history to take home both the Player of the Year and Defensive Player of the Year awards in the same season.

2016-17

Team	MVC	Pct.	All	Pct.
Drake	18-0	1.000	28-5	.848
UNI	15-3	.833	24-9	.727
Missouri State	12-6	.667	16-15	.516
Southern Illinois	10-8	.556	16-15	.516
Wichita State	9-9	.500	15-16	.484
Evansville	8-10	.444	14-17	.452
Bradley	7-11	.389	12-19	.387
Indiana State	6-12	.333	12-18	.400
Illinois State	4-14	.222	8-23	.258
Loyola	1-17	.056	2-28	.067

Drake and UNI represented The Valley in the NCAA Tournament with Drake earning the AQ and UNI an at-large berth. Two other teams – Missouri State and Southern Illinois – also earned postseason berths as the Lady Bears earned a WNIT spot and the Salukis a bid to the WBI. Drake senior Lizzy Wendell won the Valley's 2016-17 Jackie Stiles Trophy, The Bulldogs tied the program record with 28 wins and finished the MVC season 18-0.

2017-18

Team	MVC	Pct.	All	Pct.
Drake	18-0	1.000	26-8	.765
Missouri State	15-3	.833	21-12	.636
UNI	13-5	.722	19-14	.576
Southern Illinois	11-7	.611	17-14	.548
Indiana State	9-9	.500	11-19	.367
Illinois State	8-10	.444	14-16	.467
Bradley	6-12	.333	13-18	.419
Valparaiso	5-13	.278	13-18	.419
Loyola	5-13	.278	7-23	.233
Evansville	0-18	.000	3-27	.100

Drake represented The Valley in the NCAA Tournament after earning the league's automatic bid for the second-straight season. Two other teams – Missouri State and UNI – also earned postseason berths as the Lady Bears and Panthers earned a WNIT bid. Drake sophomore Becca Hittner won the Valley's 2017-18 Jackie Stiles Trophy, The Bulldogs set a Conference record and will enter the 2018-19 season riding a 40-game MVC win streak.

2018-19

Team	MVC	Pct.	All	Pct.
Drake	17-1	.944	27-7	.794
Missouri State	16-2	.889	25-10	.714
UNI	12-6	.667	20-13	.606
Illinois State	11-7	.611	19-12	.613
Bradley	10-8	.556	20-10	.667
Southern Illinois	8-10	.444	15-15	.500
Loyola	6-12	.333	13-18	.419
Indiana State	5-13	.278	11-19	.367
Valparaiso	3-15	.167	8-24	.250
Evansville	2-16	.111	4-26	.133

For the second time in three seaons, the MVC placed two teams in the NCAA Tournament, as Missouri State and Drake represented the league in the field. UNI – also earned a postseason berth as the Panthers earned a WNIT bid. Missouri State made the program's 4th NCAA Sweet 16 appearance. It was the seventh Regional Semifinal appearance by a Valley program. Drake and Missouri State each achieved 25 or more wins last season. This marked the first time in league history two teams won 25 or more games in a season. Drake junior Becca Hittner won the Valley's 2018-19 Jackie Stiles Trophy,

2019-20

Team	MVC	Pct.	All	Pct.
Missouri State	16-2	.889	26-4	.867
Drake	14-4	.778	22-8	.733
Bradley	13-5	.722	22-7	.759
Illinois State	11-7	.611	19-10	.655
UNI	10-8	.556	18-11	.621
Valparaiso	9-9	.500	17-12	.586
Southern Illinois	8-10	.444	16-13	.552
Loyola	6-12	.333	15-14	.517
Indiana State	3-15	.167	5-25	.167
Evansville	0-18	.000	3-26	.103

The MVC tied the highest RPI ranking The Valley has recorded in its history. The league increased its conference RPI to 8th this year, including five teams in the Top 75 of the RPI for the first time in league history. The MVC also had eight teams with 15 or more wins this season, marking the first time since the 2011-12 season. Drake seniors Sara Rhine and Becca Hittner each joined the 2,000 career point club this season, becoming the first set of Valley teammates (men or women) to achieve the milestone in the same season. Missouri State head coach Amaka Agugua-Hamilton was named the WBCA Spalding Maggie Dixon Rookie Coach of the Year, given annually to the top first-year coach at the NCAA Division I level. Drake junior Becca Hittner won the Valley's 2019-20 Jackie Stiles Trophy, becoming the third player to win the award three times,

12 Conference History (116-135).indd 119 11/3/2020 10:18:19 AM

SPECIALTY AWARD WINNERS/ALL-MVC TEAMS

Scholar-Athlete of the Year

2002 Lora Weber, Bradley
2003 Kourtney Mennen, Indiana State
2004 Dayna Finch, Creighton
2005 Laura Spanheimer, Creighton
2006 Melanie Boeglin, Indiana State
2007 Laura Rudolphi, Indiana State
2008 Lindsay Whorton, Drake
2009 Kelsey Luna, Indiana State
2010 Kelsey Luna, Indiana State
2011 Jacqui Kalin, UNI
2012 Lacey Boshe, Missouri State
2013 Jacqui Kalin, UNI
2014 Anna Munn, Indiana State
2015 Kenzie Williams, Missouri State
2016 Madison Weekly, UNI
2017 Madison Weekly, UNI
2018 Sara Rhine, Drake
2019 Sara Rhine, Drake
2020 Sara Rhine, Drake

Jackie Stiles Player of the Year

1985 Wanda Ford, Drake
1986 Wanda Ford, Drake
1987 Bridgett Bonds, Southern Illinois
1988 Susan Wellman, Illinois State
1989 Pam Tanner, Illinois State
1990 Amy Rakers, Southern Illinois
1991 Jan Jensen, Drake
1992 Kareema Williams, Wichita State
1993 Secelia Winkfield, Missouri State
1994 Melody Howard, Missouri State
1995 Kristi Kinne, Drake
1996 Tricia Wakely, Drake
1997 Carrie Welle, Creighton
1998 Kiersten Miller, Drake
1999 Jackie Stiles, Missouri State
2000 Jackie Stiles, Missouri State
2001 Jackie Stiles, Missouri State
2002 Christy Neneman, Creighton
2003 Christy Neneman, Creighton
2004 Kari Koch, Missouri State
2005 Jenni Lingor, Missouri State
2006 Melanie Boeglin, Indiana State
2007 Kristi Cirone, Illinois State
2008 Kristi Cirone, Illinois State
2009 Kristi Cirone, Illinois State
2010 Casey Garrison, Missouri State
2011 Jacqui Kalin, UNI
2012 Rachael Hackbarth, Drake
2013 Jacqui Kalin, UNI
2014 Kyndal Clark, Drake
2015 Alex Harden, Wichita State
2016 Tyonna Snow, Missouri State
2017 Lizzy Wendell, Drake
2018 Becca Hittner, Drake
2019 Becca Hittner, Drake
2020 Becca Hittner, Drake

Freshman of the Year*

1984 Amy Hile, Indiana State
1985 Julie Fitzpatrick, Drake
1986 Missy Slockett, Drake
1987 Karen Nicholls, Bradley
1988 Robin Hasemann, Western Illinois
1989 Gail Dlask, Western Illinois
1990 Tami Baalke, Illinois State
Secelia Winkfield, Missouri State
1991 Hazel Olden, Indiana State
1992 Kristi Kinne, Drake
1993 Becky Flynn, Creighton
1994 Holly Sivesind, Creighton
1995 Cari Hassell, Southern Illinois
1996 Roshonda Reed, Missouri State
1997 Tammi Blackstone, Drake
1998 Jackie Stiles, Missouri State
1999 Shinko Ono, Evansville
2000 Carla Bennett, Drake
2001 Angela Buckner, Wichita State
2002 Jenni Lingor, Missouri State
2003 Kari Koch, Missouri State
2004 Stephanie Lisch, Indiana State
2005 Kiki Stephens, Wichita State
2006 Kristi Cirone, Illinois State
2007 Kelsey Luna, Indiana State
2008 Jaqui Kalin, UNI
2009 Casey Garrison, Missouri State
2010 Christiana Shorter, Missouri State
2011 Carli Tritz, Creighton
2012 Cartaesha Macklin, Southern Illinois
2013 Marissa Janning, Creighton
2014 Sara Dickey, Evansville
Lizzy Wendell, Drake
2015 Maddy Dean, Drake
2016 Sara Rhine, Drake
2017 Becca Hittner, Drake
2018 Abby Brockmeyer, Southern Illinois
2019 Lasha Petree, Bradley
2020 Abby Feit, Evansville

*Rookie of the Year Award until 1992

Newcomer of the Year

1992 Kareema Williams, Wichita State
1993 Becky Flynn, Creighton
1994 Nanne Jackson, Missouri State
1995 Cari Hassell, Southern Illinois
1996 Roshonda Reed, Missouri State
1997 Amy Amstutz, Indiana State
1998 Yen Quach, Missouri State
1999 Taya Allen, Creighton
2000 Katie Miller, Northern Iowa
2001 Holly Teague, Southern Illinois
2002 Jayme Anderson, Drake
2003 Meg Tierney, Missouri State
2004 K.C. Cowgill, Missouri State
2005 Ashley Clark, Indiana State
2006 Carlai Moore, Southern Illinois
2007 Megan Neuvirth, Creighton
2008 Maggie Dwyer, Missouri State
2009 Kim Wypiszynski, UNI
2010 Stephany Neptune, Southern Illinois
2011 Tia Mays, Missouri State
2012 Jamie Russell, Illinois State
2013 Janae Smith, Illinois State
2014 Bilqis Abdul-Qaadir, Indiana State
2015 Taylor Manuel, Loyola
2016 Rangie Bessard, Wichita State
2017 Wendi Bibbins, Indiana State
2018 Simone Goods, Illinois State
2019 TeTe Maggett, Illinois State
2020 Juliunn Redmond, Illinois State

Defensive Player of the Year

1993 Secelia Winkfield, Missouri State
1994 Becky Flynn, Creighton
1995 Kasia McClendon, Southern Illinois
1996 Kasia McClendon, Southern Illinois
1997 Kasia McClendon, Southern Illinois
1998 Lisa Davies, Missouri State
1999 Amy Amstutz, Indiana State
2000 Allison Starr, UNI
2001 Carly Deer, Missouri State
2002 Latasha Austin, Evansville
2003 Laura Spanheimer, Creighton
2004 Laura Spanheimer, Creighton
2005 Melanie Boeglin, Indiana State
2006 Cassie Hager, UNI
2007 Rebekah Parker, Evansville
2008 Skye Johnson, Bradley
2009 Megan Neuvirth, Creighton
2010 Sonya Harris, Bradley
2011 Tia Mays, Missouri State
2012 Haleigh Lankster, Wichita State
2013 Alex Harden, Wichita State
2014 Alex Harden, Wichita State
2015 Jamillah Bonner, Wichita State
2016 Tyonna Snow, Missouri State
2017 Camary Williams, Evansville
2018 Sammie Bachrodt, Drake
2019 Sammie Bachrodt, Drake
2020 Brice Calip, Missouri State

Sixth Player of the Year

2015 Stephanie Davison, UNI
2016 Sara Rhine, Drake
2017 Ellie Herzberg, UNI
2018 Sara Rhine, Drake
2019 Lasha Petree, Bradley
2020 Juliunn Redmond, Illinois State

FIRST TEAM ALL-CONFERENCE By School

#	School	# Players
20	Bradley	14
28	Creighton	17
52	Drake	26
12	Evansville	7
37	Illinois State	25
26	Indiana State	16
5	Loyola	4
50	Missouri State	27
33	Southern Illinois	19
30	UNI	18
1	Valparaiso	1
29	Wichita State	14
9	Eastern Illinois	7
3	Western Illinois	2

MULTIPLE SELECTIONS

Four-Time Selections (8)

Carla Bennett, Drake
Melanie Boeglin, Indiana State
Wanda Ford, Drake
Casey Garrison, Missouri State
Becca Hittner, Drake
Kari Koch, Missouri State
Jackie Stiles, Missouri State
Lizzy Wendell, Drake

Three-Time Selections (25)

Amy Amstutz, Indiana State
Angela Buckner, Wichita State
Kristi Cirone, Illinois State
Alex Cook, UNI
Sara Dickey, Evansville
Kim Evans, Wichita State
Nikki Gilmore, Southern Illinois
Alex Harden, Wichita State
Amy Hile, Indiana State
Melody Howard, Missouri State
Caitlin Ingle, Drake
Cindy Kaufmann, Illinois State
Jennifer Kaczka, Wichita State
Jacqui Kalin, UNI
Jenni Lingor, Missouri State
Jill Martin, Drake
Rishonda Napier, Southern Illinois
Christy Neneman, Creighton
Dyana Pierre, Southern Illinois
Sara Rhine, Drake
Jenny Schmidt, Illinois State
Allison Starr, UNI
Amy Swisher, UNI
Madison Weekly, UNI
Carrie Welle, Creighton

Two-Time Selections (64)

Tami Baalke, Illinois State
Sammie Bachrodt, Drake
Sara Bailey, Bradley
Tonya Baucom, Missouri State
Lorri Baumann, Drake
Rangie Bessard, Wichita State
Tami Blackstone, Drake
Jamillah, Bonner, Wichita State
Michelle Braud, Bradley
Chelsea Brackmann, Bradley
Caryn Brune, Illinois State
Toni Collins, Eastern Illinois
Allison Daniel, Wichita State
Lisa Davies, Missouri State
LaWaynta Dawson, Missouri State
Jessica Diamond, Wichita State
Kelly Firth, Southern Illinois
Julie Fitzpatrick, Drake
Becky Flynn, Creighton
Liza Fruendt, Missouri State
Jamie Gray, Evansville
Gabi Haack, Bradley
Cassie Hager, UNI
Robin Hasemann, Western Illinois
LaTeesha Hill, Wichita State
Lisa Hodgson, Wichita State
Ann Hollingsworth, Wichita State
Angie Janis, Creighton
Kristi Kinne, Drake
Petra Jackson, Southern Illinois
Jan Jensen, Drake
Julie Lein, Indiana State
Kelly Mago, Missouri State
TeTe Maggett, Illinois State
Taylor Manuel, Loyola
Nicole Martin, Southern Illinois
Kasia McClendon, Southern Illinois
Kourtney Mennen, Indiana State
Kiersten Miller, Drake
Megan Neuvirth, Creighton
Hazel Olden, Indiana State
Rebekah Parker, Evansville
Barb Perkes, Eastern Illinois
Shyla Puelston, Evansville
Amy Rakers, Southern Illinois
Roshonda Reed, Missouri State
Kay Riek, Drake
Karli Rucker, UNI
Jamie Russell, Illinois State
Stephanie Schmitz, Drake
Anita Scott, Southern Illinois
Laura Spanheimer, Creighton
Jeanette Tendai, Missouri State
Angela Timmons, Creighton
Tammy Van Oppen, Bradley
Corinne Vossel, Illinois State
Tricia Wakely, Drake
Val Wancket, Bradley
Melanie Ward, Illinois State
Char Warring, Southern Illinois
Alexa Willard, Missouri State
Kenzie Williams, Missouri State
Secelia Winkfield, Missouri State

ALL-CONFERENCE TEAMS

1982-83

First Team
Lorri Bauman, Drake
Cathy Boswell, Illinois State
Judy Burns, Bradley
Toni Collins, Eastern Illinois
Wanda Ford, Drake
Barbara Graves, Indiana State
Lisa Hodgson, Wichita State
Connie Price, Southern Illinois
Kay Riek, Drake
Char Warring, Southern Illinois

1983-84

First Team
Lorri Bauman, Drake
Toni Collins, Eastern Illinois
Wanda Ford, Drake
Dawn Hallett, Illinois State
Lisa Hodgson, Wichita State
Kelle Lindbeck, Western Illinois
D. D. Plab, Southern Illinois
Kay Riek, Drake
Jeanette Tendai, Missouri State
Char Warring, Southern Illinois

Honorable Mention
Cathy Beesley, Illinois State
Amy Hile, Indiana State
Petra Jackson, Southern Illinois
Marla Maupin, Illinois State
Connie Price, Southern Illinois

1984-85

First Team
Wanda Ford, Drake (MVP)
Chris Aldridge, Eastern Illinois
Cathy Beesley, Illinois State
Allison Daniel, Wichita State
Julie Fitzpatrick, Drake
Amy Hile, Indiana State
Petra Jackson, Southern Illinois
Marla Maupin, Illinois State
Diane Roberts, UNI
Jeanette Tendai, Missouri State

Honorable Mention
Toni Collins, Eastern Illinois
Ann Kattreh, Southern Illinois
Tammy Turner, Illinois State
Sharon Zeilmann, Missouri State

1985-86

First Team
Wanda Ford, Drake (MVP)
Petra Jackson, Southern Illinois
Melanie Hatfield, Eastern Illinois
Allison Daniel, Wichita State
Amy Hile, Indiana State

Second Team
Tammy Turner, Illinois State
Michelle Braud, Bradley
Jeanette Tendai, Missouri State
Bridgett Bonds, Southern Illinois
Chris Aldridge, Eastern Illinois

Honorable Mention
Kim Harris, Bradley
Diane Roberts, UNI
Karlin Hayes, Drake

1986-87

First Team
Bridgett Bonds, Southern Ill. (MVP)
Amy Hile, Indiana State
Ann Kattreh, Southern Illinois
Michelle Braud, Bradley
Kelly Mago, Missouri State

Second Team
Pat Hamilton, Eastern Illinois
Mary Otten, Drake
Diane Roberts, UNI
Marla Douglass, Missouri State
Ellen McGrew, Illinois State

Honorable Mention
Mary Berghuis, Southern Illinois
Crystal Westfield, Wichita State
Sharon Zeilmann, Missouri State
Juli Stiles, Illinois State
Karin Nicholls, Bradley

1987-88

First Team
Susan Wellman, Illinois State (MVP)
Barb Perkes, Eastern Illinois
Julie Fitzpatrick, Drake
Kelly Mago, Missouri State
Michelle Braud, Bradley

Second Team
Dawna Weber, Wichita State
Bridgett Bonds, Southern Illinois
Mary Berghuis, Southern Illinois
Amy Vanderkolk, Indiana State
Tonnye Kayzer, Indiana State

Honorable Mention
Lori Castetter, Indiana State
Pam Tanner, Illinois State
Kris Huffman, UNI
Robin Hasemann, Western Illinois

1988-89

First Team
Pam Tanner, Illinois State (MVP)
Robin Hasemann, Western Illinois
Cindy Kaufmann, Illinois State
Lisa Tyler, Eastern Illinois
Amy Vanderkolk, Indiana State

Second Team
Carol Baresch, Bradley
Dana Fitzpatrick, Southern Illinois
Julie Fitzpatrick, Drake
Jan Jensen, Drake
Cathy Kampwerth, Southern Illinois

1989-90

First Team
Amy Rakers, Southern Illinois (MVP)
LaWaynta Dawson, Missouri State
Jenni Fitzgerald, Drake
Char Govan, Illinois State
Robin Hasemann, Western Illinois
Jan Jensen, Drake
Cindy Kaufmann, Illinois State
Julie Lein, Indiana State
Barb Perkes, Eastern Illinois
Tracy Roller, Eastern Illinois
Val Wancket, Bradley

Honorable Mention
Janet Hund, Wichita State
Loretha Mosley, UNI
Karin Nicholls, Bradley
Kimberly Scoggin, Missouri State

1990-91

First Team
Jan Jensen, Drake (MVP)
Tami Baalke, Illinois State
LaWaynta Dawson, Missouri State
Cindy Kaufmann, Illinois State
Julie Lein, Indiana State
Hazel Olden, Indiana State
Amy Rakers, Southern Illinois
Karen Rapier, Missouri State
Val Wancket, Bradley
Beverly Williams, Eastern Illinois

Honorable Mention
Stacy Frierdich, Eastern Illinois
Gina Johnson, Wichita State
LuAnn Robinson, Illinois State
Tracy Roller, Eastern Illinois
Secelia Winkfield, Missouri State

1991-92

First Team
Kareema Williams, Wichita St. (MVP)
Tami Baalke, Illinois State
Tonya Baucom, Missouri State
Caryn Brune, Illinois State
Angie Eichhorst, Indiana State
Kelly Firth, Southern Illinois
Melody Howard, Missouri State
Andrea McAllister, Bradley
Anita Scott, Southern Illinois
Secelia Winkfield, Missouri State

Honorable Mention
Adrienne Clark, Drake
Michelle Nason, Western Illinois
Hazel Olden, Indiana State
Karen Rapier, Missouri State
Karrie Redeker, Southern Illinois

1992-93

First Team
Secelia Winkfield, Missouri State (MVP)
Tonya Baucom, Missouri State
Caryn Brune, Illinois State
Kelly Firth, Southern Illinois
Ann Hollingsworth, Wichita State
Melody Howard, Missouri State
Ann Miller, UNI
Julie Rittgers, Drake
Anita Scott, Southern Illinois
Shannon Struby, Creighton

Honorable Mention
Tiffany Bolden, Southern Illinois
Carrie Coffman, Bradley
Becky Flynn, Creighton
Mindy Hendrickson, Creighton
Kristi Kinne, Drake
Amy Walker, Indiana State

1993-94

First Team
Melody Howard, Missouri State (MVP)
Kim Evans, Wichita State
Becky Flynn, Creighton
Nikki Gilmore, Southern Illinois
Ann Hollingsworth, Wichita State
Kristi Kinne, Drake
Kris Kugel, Creighton
Hazel Olden, Indiana State
Tina Robbins, Missouri State
Angenette Sumrall, Southern Illinois

Honorable Mention
Lisa Abry, Illinois State
Carrie Coffman, Bradley
Michelle Nason, Bradley
Julie Street, UNI
Shannon Struby, Creighton

1994-95

First Team
Kristi Kinne, Drake (MVP)
Georgia Bottoms, Indiana State
Carrie Coffman, Bradley
Kim Evans, Wichita State
Becky Flynn, Creighton
Nikki Gilmore, Southern Illinois
Charitee Longstreth, Missouri State
Tricia Wakely, Drake
Amy Walker, Indiana State
Melanie Ward, Illinois State

Honorable Mention
Tasha Barnett, Wichita State
LaTanya Davis, Missouri State
Kasia McClendon, Southern Illinois
Jenny Olson, Creighton
Angenette Sumrall, Southern Illinois
Julie Rittgers, Drake

1995-96

First Team
Tricia Wakely, Drake (MVP)
LaTanya Davis, Missouri State
Kim Evans, Wichita State
Nikki Gilmore, Southern Illinois
Kasia McClendon, Southern Illinois
Roshonda Reed, Missouri State
Holly Sivesind, Creighton
Tammy Van Oppen, Bradley
Melanie Ward, Illinois State
Carrie Welle, Creighton

Honorable Mention
Lisa Davies, Missouri State
Livia Hester, Indiana State
Krissy Holden, Indiana State
Kiersten Miller, Drake
Missy Miller, Creighton

1996-97

First Team
Carrie Welle, Creighton (MVP)
Amy Amstutz, Indiana State
Lisa Davies, Missouri State
Kasia McClendon, Southern Illinois
Jessie McVay, Missouri State
Kiersten Miller, Drake
Jenny Schmidt, Illinois State
Tootie Shaw, Wichita State
Tammy Van Oppen, Bradley
Corinne Vossel, Illinois State

Honorable Mention
Tammi Blackstone, Drake
Lisa Brinkmeyer, Drake
Theia Hudson, Southern Illinois
Roshonda Reed, Missouri State
Kelley Westhoff, UNI

1997-98

First Team
Kiersten Miller, Drake (MVP)
Amy Amstutz, Indiana State
Tammi Blackstone, Drake
Keisha Cox, Drake
Lisa Davies, Missouri State
Jenny Schmidt, Illinois State
Allison Starr, UNI
Jackie Stiles, Missouri State
Corinne Vossel, Illinois State
Carrie Welle, Creighton

Honorable Mention
Heather Best, Bradley
Georgia Bottoms, Indiana State
Lisa Brinkmeyer, Drake
LaTeesha Hill, Wichita State
Theia Hudson, Southern Illinois
Roshonda Reed, Missouri State

1998-99

First Team
Jackie Stiles, Missouri State (MVP)
Amy Amstutz, Indiana State

12 Conference History (116-135).indd 121 11/3/2020 10:18:19 AM

ALL-CONFERENCE TEAMS

Heather Best, Bradley
Tammi Blackstone, Drake
Terica Hathaway, Southern Illinois
LaTeesha Hill, Wichita State
Shyla McKibbon, Evansville
Roshonda Reed, Missouri State
Jenny Schmidt, Illinois State
Allison Starr, UNI

Honorable Mention
Taya Allen, Creighton
Barb Bennett, UNI
Carly Deer, Missouri State
Shinko Ono, Evansville
Krissie Spanheimer, Creighton

1999-00

First Team
Jackie Stiles, Missouri State (MVP)
Carla Bennett, Drake
LaTeesha Hill, Wichita State
Keomi Johnson, Wichita State
Jennifer Kaczka, Wichita State
Shyla McKibbon, Evansville
Tara Mitchem, Missouri State
Haley Sames, Drake
Allison Starr, UNI
Angela Timmons, Creighton

Honorable Mention
Kiwana Battle, Indiana State
Lisa Eckart, Evansville
Kourtney Mennen, Indiana State
Shinko Ono, Evansville
Erin Richards, Drake

2000-01

First Team
Jackie Stiles, Missouri State (MVP)
Sara Bailey, Bradley
Carla Bennett, Drake
Angela Buckner, Wichita State
Kary Dawson, UNI
Lisa Eckart, Evansville
Jennifer Kaczka, Wichita State
Stephanie Schmitz, Drake
Abbi Schutte, UNI
Angela Timmons, Creighton

Honorable Mention
Latasha Austin, Evansville
Carly Deer, Missouri State
Tara Mitchem, Missouri State
Erin Richards, Drake
Kristin Santa, Drake

2001-02

First Team
Christy Neneman, Creighton (MVP)
Latasha Austin, Evansville
Sara Bailey, Bradley
Carla Bennett, Drake
Jennifer Kaczka, Wichita State
Jenni Lingor, Missouri State
Kourtney Mennen, Indiana State
Stephanie Schmitz, Drake
Amy Swisher, UNI
Erica Vicente, Missouri State

Honorable Mention
Angela Buckner, Wichita State
Dayna Finch, Creighton
Erin Richards, Drake
Laura Spanheimer, Creighton
Abbi Schutte, UNI
Lora Weber, Bradley

2002-03

First Team
Christy Neneman, Creighton (MVP)
Carla Bennett, Drake
Melanie Boeglin, Indiana State
Angela Buckner, Wichita State
Alex Cook, UNI
Jamie Gray, Evansville
Kari Koch, Missouri State
Kourtney Mennen, Indiana State
Katie Miller, UNI
Amy Swisher, UNI

Honorable Mention
Sara Bailey, Bradley
Carlesa Dixon, Wichita State
Jenni Lingor, Missouri State
Molly McDowell, Southern Illinois
Laura Spanheimer, Creighton

2003-04

First Team
Kari Koch, Missouri State (MVP)
Melanie Boeglin, Indiana State
Angela Buckner, Wichita State
Alex Cook, UNI
Katie Donovan, Illinois State
Jamie Gray, Evansville
Jenni Lingor, Missouri State
Christy Neneman, Creighton
Laura Spanheimer, Creighton
Amy Swisher, UNI

Honorable Mention
Dayna Finch, Creighton
Genny Mueller, Bradley
Erin Rhodes, Indiana State
Linda Sayavongchanh, Drake
Meg Tierney, Missouri State

2004-05

First Team
Jenni Lingor, Missouri State (MVP)
Melanie Boeglin, Indiana State
Ashley Clark, Indiana State
Alex Cook, UNI
Cassie Hager, UNI
Angie Janis, Creighton
Kari Koch, Missouri State
Jill Martin, Drake
Laura Spanheimer, Creighton
Dena Williams, Bradley

Honorable Mention
Katie Donovan, Illinois State
Jaci McCormack, Illinois State
Megan Liffick, Evansville
Linda Sayavongchanh, Drake
Nicole Lehman, Missouri State

2005-06

First Team
Melanie Boeglin, Indiana State (MVP)
Cassie Hager, UNI
Angie Janis, Creighton
Kari Koch, Missouri State
Jill Martin, Drake
Megan Liffick, Evansville

Second Team
Holly Hallstrom, Illinois State
Tara King, UNI
Carlai Moore, Southern Illinois
Kiki Stephens, Wichita State
Antionette Wells, Wichita State

Honorable Mention
Kristi Cirone, Illinois State
Sarah Klaassen, Missouri State
Stephanie Lisch, Indiana State
Rebekah Parker, Evansville
Linda Sayavongchanh, Drake

2006-07

First Team
Kristi Cirone, Illinois State (MVP)
Tahnee Balerio, Missouri State
Brandy Dahir, Drake
Tara King, UNI
Carlai Moore, Southern Illinois
Rebekah Parker, Evansville

Second Team
Jessie Biggs, UNI
Rachel Maenpaa, Indiana State
Laura Rudolphi, Indiana State
Jayme Sweere, Southern Illinois
Antionette Wells, Wichita State

Honorable Mention
Courtney Felke, Evansville
Nicolle Lewis, Illinois State
Erika Nelson, Bradley
Erica Smith, Southern Illinois
Ally Thrall, Creighton
Lindsay Whorton, Drake

2007-08

First Team
Kristi Cirone, Illinois State (MVP)
Jill Martin, Drake
Rebekah Parker, Evansville
Laura Rudolphi, Indiana State
Ally Thrall, Creighton
Lindsay Whorton, Drake

Second Team
Tahnee Balerio, Missouri State
Sara Cain, Creighton
Maggie Dwyer, Missouri State
Jacqui Kalin, UNI
Shannon Novosel, Evansville

Honorable Mention
Courtney Felke, Evansville
Maggie Krick, Illinois State
Angela Phillips, Indiana State
Kiki Stephens, Wichita State
Tiff Terwelp, Missouri State

2008-09

First Team
Kristi Cirone, Illinois State (MVP)
Casey Garrison, Missouri State
Kelsey Luna, Indiana State
Megan Neuvirth, Creighton
Jordann Plummer, Drake
Monica Rogers, Bradley

Second Team
Ashley Austin, Evansville
Sonya Harris, Bradley
Chevelle Herring, Creighton
Maggie Krick, Illinois State
Nicolle Lewis, Illinois State

Honorable Mention
Skye Johnson, Bradley
Erica Smith, Southern Illinois
Marcy Sudbeck, Wichita State
Kelsey Woodard, Creighton
Kim Wypiszynski, UNI

2009-10

First Team
Casey Garrison, Missouri State (MVP)
Ashleen Bracey, Illinois State
Jacqui Kalin, UNI
Maggie Krick, Illinois State
Megan Neuvirth, Creighton
Sam Schuett, Creighton

Second Team
Sonya Harris, Bradley
Nicolle Lewis, Illinois State
Kelsey Luna, Indiana State
Stephany Neptune, Southern Illnois
Jordann Plummer, Drake
Jaleshia Roberson, Missouri State

Honorable Mention
Lizzie Boeck, UNI
Amy Gallagher, Evansville
Christine Presswood, Southern Illinois
Christiana Shorter, Missouri State
Katie Yohn, Bradley

2010-11

First Team
Jacqui Kalin, UNI (MVP)
Lizzie Boeck, UNI
Casey Garrison, Missouri State
Emily Hanley, Illinois State
Kristin Turk, Drake
Kelsey Woodard, Creighton

Second Team
Katie Broadway, Illinois State
Haleigh Lankster, Wichita State
Sam Schuett, Creighton
Christiana Shorter, Missouri State
Shannon Thomas, Indiana State

Honorable Mention
Amanda Clifton, Illinois
Teri Oliver, Southern Illinois
Raisa Taylor, Bradley
Carli Tritz, Creighton
Katie Yohn, Bradley

2011-12

First Team
Rachael Hackbarth, Drake (MVP)
Katie Broadway, Illinois State
Jessica Diamond, Wichita State
Casey Garrison, Missouri State
Jamie Russell, Illinois State
Carli Tritz, Creighton

Second Team
K.K. Armstrong, UNI
Leah Kassing, Bradley
Haleigh Lankster, Wichita State
Christiana Shorter, Missouri State
Shannon Thomas, Indiana State

Honorable Mention
Cartaesha Macklin, Southern Illinois
Deja Mattox, Indiana State
Sarah Nelson, Creighton
Teri Oliver, Southern Illinois
Candace Sykes, Illinois State

2012-13

First Team
Jacqui Kalin, UNI (MVP)
Jessica Diamond, Wichita State
Alex Harden, Wichita State
Marissa Janning, Creighton
Sarah Nelson, Creighton
Jamie Russell, Illinois State

Second Team
Kyndal Clark, Drake
Samantha Heck, Evansville
Anna Munn, Indiana State
Janae Smith, Illinois State
Katie Yohn, Bradley

Honorable Mention
Whitney Edie, Missouri State
Mallory Ladd, Evansville
Cartaesha Macklin, Southern Illinois
Racheal Mahan, Indiana State
Candace Sykes, Illinois State

12 Conference History (116-135).indd 122 11/3/2020 10:18:19 AM

ALL-CONFERENCE/ALL-DEFENSIVE TEAMS

2013-14

First Team
Kyndal Clark, Drake (MVP)
Bilqis Abdul-Qaadir, Indiana State
Jamillah Bonner, Wichita State
Sara Dickey, Evansville
Alex Harden, Wichita State
Troy Hambric, Loyola
Jen Keitel, UNI
Chloe Nelson, Illinois State
Dyana Pierre, Southern Illinois
Michelle Price, Wichita State
Lizzy Wendell, Drake

Honorable Mention
Mallory Ladd, Evansville
Anna Munn, Indiana State
Tyonna Snow, Missouri State
Kenzie Williams, Missouri State
Michelle Young, Bradley

2014-15

First Team
Alex Harden, Wichita State (MVP)
Jamillah Bonner, Wichita State
Maddy Dean, Drake
Sara Dickey, Evansville
Caitlin Ingle, Drake
Taylor Manuel, Loyola
Rishonda Napier, Southern Illinois
Dyana Pierre, Southern Illinois
Madison Weekly, UNI
Lizzy Wendell, Drake
Kenzie Williams, Missouri State

Honorable Mention
Michaela Dapprich, Wichita State
Becca Jonas, Drake
Mallory Ladd, Evansville
Racheal Mahan, Indiana State
Tyonna Snow, Missouri State

2015-16

First Team
Tyonna Snow, Missouri State (MVP)
Caitlin Ingle, Drake
Cartaesha Macklin, Southern Illinois
Taylor Manuel, Loyola
Rishonda Napier, Southern Illinois
Dyana Pierre, Southern Illinois
Amber Sorenson, UNI
Madison Weekly, UNI
Lizzy Wendell, Drake
Kenzie Williams, Missouri State

Honorable Mention
Rangie Bessard, Wichita State
Cierra Ceazer, Indiana State
Sara Dickey, Evansville
Jen Keitel, UNI
Sara Rhine, Drake

2016-17

First Team
Lizzy Wendell, Drake (MVP)
Rangie Bessard, Wichita State
Sara Dickey, Evansville
Liza Fruendt, Missouri State
Kylie Giebelhausen, Southern Illinois
Ellie Herzberg, UNI
Becca Hittner, Drake
Caitlin Ingle, Drake
Leti Lerma, Bradley
Rishonda Napier, Southern Illinois
Madison Weekly, UNI

Honorable Mention
Sammie Bachrodt, Drake
Lexi Hughes, Missouri State
Becca Jonas, Drake
Ashley Taia, Indiana State
Camary Williams, Evansville

2017-18

First Team
Becca Hittner, Drake (MVP)
Sammie Bachrodt, Drake
Wendi Bibbins, Indiana State
Dani Franklin, Valparaiso
Liza Fruendt, Missouri State
Hannah Green, Illinois State
Kylie Giebelhausen, Southern Illinois
Megan Maahs, UNI
Nicole Martin, Southern Illinois
Sara Rhine, Drake
Alexa Willard, Missouri State

Honorable Mention
Maddy Dean, Drake
Kerri Gasper, Evansville
Simone Goods, Illinois State
Ellie Howell, UNI
Ashli O'Neal, Indiana State

2018-19

First Team
Becca Hittner, Drake (MVP)
Sammie Bachrodt, Drake
Chelsea Brackmann, Bradley
Danielle Gitzen, Missouri State
Simone Goods, Illinois State
Gabi Haack, Bradley
TeTe Maggett, Illinois State
Nicole Martin, Southern Illinois
Abby O'Connor, Loyola
Sara Rhine, Drake
Karli Rucker, UNI

Honorable Mention
Brice Calip, Missouri State
Maddy Dean, Drake
Jasmine Franklin, Missouri State
Lasha Petree, Bradley
Makenzie SIlvey, Southern Illinois
Alexa Willard, Missouri State

2019-20

First Team
Becca Hittner, Drake (MVP)
Chelsea Brackmann, Bradley
Brice Calip, Missouri State
Jasmine Franklin, Missouri State
Gabi Haack, Bradley
TeTe Maggett, Illinois State
Lasha Petree, Bradley
Sara Rhine, Drake
Karli Rucker, UNI
Lexi Wallen, Illinois State
Alexa Willard, Missouri State

Honorable Mention
Abby Feit, Evansville
Grace Hales, Valparaiso
Nicole Martin, Southern Illinois
Abby O'Connor, Loyola
Juliunn Redmond, Illinois State
Makenzie Silvey, Southern Illinois

ALL-DEFENSIVE TEAMS

1995-96
Kasia McClendon, Southern Illinois (MVP)
Leslie Budak, Creighton
Lisa Davies, Missouri State
LaTanya Davis, Missouri State
Kay Schroeder, Illinois State

1996-97
Kasia McClendon, Southern Illinois (MVP)
Amy Amstutz, Indiana State
Lisa Davies, Missouri State
Jessie McVay, Missouri State
Tammy Van Oppen, Bradley

1997-98
Lisa Davies, Missouri State (MVP)
Amy Amstutz, Indiana State
Keisha Cox, Drake
LaTeesha Hill, Wichita State
Allison Starr, UNI

1998-99
Amy Amstutz, Indiana State (MVP)
Heather Best, Bradley
Tammi Blackstone, Drake
LaTeesha Hill, Wichita State
Roshonda Reed, Missouri State
Allison Starr, UNI

1999-00
Allison Starr, UNI (MVP)
Latasha Austin, Evansville
Melody Campbell, Missouri State
LaTeesha Hill, Wichita State
Nikki Spettel, UNI

2000-01
Carly Deer, Missouri State (MVP)
Latasha Austin, Evansville
Kiwana Battle, Indiana State
Kristin Santa, Drake
Nikki Spettel, UNI
Kourtney Mennen, Indiana State

2001-02
Latasha Austin, Evansville (MVP)
Carla Bennett, Drake
Jennifer Kaczka, Wichita State
Laura Spanheimer, Creighton
Stephanie Schmitz, Drake

2002-03
Laura Spanheimer, Creighton (MVP)
Melanie Boeglin, Indiana State
Alex Cook, UNI
Rasheeda Love, Bradley
Ja'Nae' Mosley, Drake

2003-04
Laura Spanheimer, Creighton (MVP)
Melanie Boeglin, Indiana State
Alex Cook, UNI
Kari Koch, Missouri State
Linda Sayavongchanh, Drake

2004-05
Melanie Boeglin, Indiana State (MVP)
Alex Cook, UNI
Cassie Hager, UNI
Linda Sayavongchanh, Drake
Laura Spanheimer, Creighton

2005-06
Cassie Hager, UNI (MVP)
Melanie Boeglin, Indiana State
Kari Koch, Missouri State
Linda Sayavongchanh, Drake
Antionette Wells, Wichita State

2006-07
Rebekah Parker, Evansville (MVP)
Kristi Cirone, Illinois State
Megan Neuvirth, Creighton
Jayme Sweere, Southern Illinois
Antionette Wells, Wichita State

2007-08
Skye Johnson, Bradley (MVP)
Ashley Austin, Evansville
Kristi Cirone, Illinois State
Laura Rudolphi, Indiana State
Erica Smith, Southern Illinois

2008-09
Megan Neuvirth, Creighton (MVP)
Ashley Austin, Evansville
Kristi Cirone, Illinois State
Sonya Harris, Bradley
Skye Johnson, Bradley

2009-10
Sonya Harris, Bradley (MVP)
Ashleen Bracey, Illinois State
Casey Garrison, Missouri State
Nicolle Lewis, Illinois State
Megan Neuvirth, Creighton

2010-11
Tia Mays, Missouri State (MVP)
Erin Brocka, UNI
Amanda Clifton, Illinois State
Haleigh Lankster, Wichita State
Sam Schuett, Creighton

2011-12
Haleigh Lankster, Wichita State (MVP)
Rachael Hackbarth, Drake
Rachel Madrigal,UNI
Jamie Russell, Illinois State
Christiana Shorter, Missouri State

2012-13
Alex Harden, Wichita State (MVP)
Kyndal Clark, Drake
Sarah Nelson, Creighton
Jamie Russell, Illinois State
Taylor Whitley, Indiana State

2013-14
Alex Harden, Wichita State (MVP)
Jamillah Bonner, Wichita State
Troy Hambric, Loyola
Michelle Price, Wichita State
Tyonna Snow, Missouri State

2014-15
Jamillah Bonner, Wichita State (MVP)
Alex Harden, Wichita State
Alyssa Johnson, UNI
Dyana Pierre, Southern Illinois
Tyonna Snow, Missouri State

2015-16
Tyonna Snow, Missouri State (MVP)
Taylor Johnson, Loyola
Sharnae Lamar, UNI
Taylor Manuel, Loyola
Dyana Pierre, Southern Illinois
Tamya Sims, Bradley

2016-17
Camary Williams, Evansville (MVP)
Sammie Bachrodt, Drake
Leti Lerma, Bradley
TaQuandra Mike, Wichita State
Lizzy Wendell, Drake

2017-18
Sammie Bachrodt, Drake (MVP)
Kylie Giebelhausen, Southern Illinois
Danielle Gitzen, Missouri State
Megan Maahs, UNI
Paige Saylor, Illinois State

2018-19
Sammie Bachrodt, Drake (MVP)
Chelsea Brackmann, Bradley
Danielle Gitzen, Missouri State
Abby O'Connor, Loyola
Ashli O'Neal, Indiana State

2019-20
Brice Calip, Missouri State (MVP)
Chelsea Brackmann, Bradley
Brittney Patrick, Southern Illinois
Lasha Petree, Bradley
Paige Saylor, Illinois State
Carie Weinman, Valparaiso

12 Conference History (116-135).indd 123 11/3/2020 10:18:20 AM

ALL-FRESHMAN/ALL-TOURNAMENT TEAMS

ALL-FRESHMAN TEAMS*

1993-94

Nanne Jackson, Missouri State (MVP)
Georgia Bottoms, Indiana State
Missy Lange, Drake
Tootie Shaw, Wichita State
Holly Sivesind, Creighton

1994-95

Cari Hassell, Southern Illinois (MVP)
Lisa Davies, Missouri State
Darci Redenbaugh, Indiana State
Dimity Taylor, Evansville
Corinne Vossel, Illinois State

1995-96

Roshonda Reed, Missouri State (MVP)
Jennifer Goetz, Indiana State
Jessie McVay, Missouri State
Jenny Schmidt, Illinois State
Tammy Van Oppen, Bradley

1996-97

Tammi Blackstone, Drake (MVP)
LaTeesha Hill, Wichita State
Meredith Jackson, Southern Illinois
Sarah Singer, Missouri State
Allison Starr, UNI

1997-98

Jackie Stiles, Missouri State (MVP)
Nadine Brandt, UNI
Shyla McKibbon, Evansville
Shameka Robinson, Indiana State
Abbi Schutte, Drake

1998-99

Shinko Ono, Evansville (MVP)
Abbe Brauman, Indiana State
Lisa Eckart, Evansville
Jennifer Kaczka, Wichita State
Stephanie Schmitz, Drake

1999-00

Carla Bennett, Drake (MVP)
Kourtney Mennen, Indiana State
Steph Reichle, Illinois State
Sarah Sommer, Bradley
Teresa Wessling, Creighton

2000-01

Angela Buckner, Wichita State (MVP)
Maureen Head, Drake
Celeste Hlebovy, Indiana State
Christy Neneman, Creighton
Amy Swisher, UNI

2001-02

Jenni Lingor, Missouri State (MVP)
Katie Donovan, Illinois State
Genny Mueller, Bradley
Laura Spanheimer, Creighton
Dena Williams, Bradley

2002-03

Kari Koch, Missouri State (MVP)
Melanie Boeglin, Indiana State
Cammie Campbell, Evansville
Ashley Chelleen, Bradley
Lisa Verhoff, Indiana State
Kristi Woodard, Creighton

2003-04

Stephanie Lisch, Indiana State (MVP)
Jill Martin, Drake
Jen Brown, Bradley
Erin Dohrmann, Drake
Jessie Biggs, UNI

2004-05

Kiki Stephens, Wichita State (MVP)
Brandy Dahir, Drake
Rebekah Parker, Evansville
Lindsay Whorton, Drake
Tiff Terwelp, Missouri State

2005-06

Kristi Cirone, Illinois State (MVP)
Kayli Combs, Missouri State
Jasmine Gibson, Southern Illinois
Jordann Plummer, Drake
Whitney Rice, Wichita State

2006-07

Kelsey Luna, Indiana State (MVP)
Monique' Jones, Drake
Dana Olsen, Southern Illinois
Sam Schuett, Creighton
Kenyatta Shelton, Illinois State

2007-08

Jacqui Kalin, UNI (MVP)
Marisha Brown, Missouri State
Shala Jackson, Illinois State
Kelsey Woodard, Creighton
Ellen Young, Southern Illinois

2008-09

Casey Garrison, Missouri State (MVP)
K.K. Armstrong, UNI
Rachael Hackbarth, Drake
Michelle Lund, Bradley
Jaleshia Roberson, Missouri State

2009-10

Christiana Shorter, Missouri State (MVP)
Jessica Diamond, Wichita State
Teri Oliver, Southern Illinois
Taylor Whitley, Indiana State
Katie Yohn, Bradley
Jessica Diamond, Wichita State

2010-11

Carli Tritz, Creighton (MVP)
Karly Buer, Missouri State
BreAnna Dawkins, Wichita State
Anna Munn, Indiana State
Sarah Nelson, Creighton

2011-12

Cartaesha Mackiln, So. Illinois (MVP)
Shronda Butts, Bradley
Kyndal Clark, Drake
Alex Harden, Wichita State
Alexus Patterson, Southern Illinois

2012-13

Marissa Janning, Creighton (MVP)
Marina Laramie, Indiana State
Rishonda Napier, Southern Illinois
Hannah Schonhardt, UNI
Tyonna Snow, Missouri State

2013-14

Sara Dickey, Evansville (Co-MVP)
Lizzy Wendell, Drake (Co-MVP)
Caitlin Ingle, Drake
Leti Lerma, Bradley
Dakota Weatherford, Evansville

2014-15

Maddy Dean, Drake (MVP)
Liza Fruendt, Missouri State
Kylie Giebelhausen, Southern Illinois
Ellie Herzberg, UNI
Becca Jonas, Drake

2015-16

Sara Rhine, Drake (MVP)
Sammie Bachrodt, Drake
Shakeela Fowler, Illinois State
Grace Goodhart, Loyola
Dakota Vann, Loyola

2016-17

Becca Hittner, Drake (MVP)
Chelsea Brackmann, Bradley
Megan Maahs, UNI
Nicole Martin, Southern Illinois
Alexa Willard, Missouri State

2017-18

Abby Brockmeyer, So. Illinois (MVP)
Gabi Haack, Bradley
Abby O'Connor, Loyola
Makenzie Silvey, Southern Illinois
Paige Saylor, Illinois State

2018-19

Lasha Petree, Bradley (MVP)
Allison Day, Loyola
Jasmine Franklin, Missouri State
Shay Frederick, Valparaiso
Janae Gonzales, Loyola

2019-20

Abby Feit, Evansville (MVP)
Sam Galanopoulos, Loyola
Jala Johnson, Loyola
Mahri Petree, Bradley
Del'Janae Williams, Indiana State

ALL-TOURNAMENT TEAMS

1989-90

Amy Rakers, Southern Illinois (MVP)
LaWaynta Dawson, Missouri State
Shannon Fulton, Illinois State
Char Govan, Illinois State
Karin Nicholls, Bradley

1993-94

Tina Robbins, Missouri State (MVP)
LaTanya Davis, Missouri State
Becky Flynn, Creighton
Melody Howard, Missouri State
Holly Sivesind, Creighton

1994-95

Tricia Wakely, Drake (MVP)
Lisa Brinkmeyer, Drake
Julie Howard, Missouri State
Kristi Kinne, Drake
Charitee Longstreth, Missouri State

1995-96

LaTanya Davis, Missouri State (MVP)
Kasia McClendon, Southern Illinois
Jessie McVay, Missouri State
Kay Schroeder, Illinois State
Melanie Ward, Illinois State

1996-97

Keisha Cox, Drake (MVP)
Tammi Blackstone, Drake
Dianne L'Ami, Wichita State
Kiersten Miller, Drake
Tammy Van Oppen, Bradley

1997-98

Tammi Blackstone, Drake (MVP)
Lisa Davies, Missouri State
Kiersten Miller, Drake
Jackie Stiles, Missouri State
Carrie Welle, Creighton

1998-99

Shyla McKibbon, Evansville (MVP)
Kristen Hafer, Creighton
Shinko Ono, Evansville
Jackie Stiles, Missouri State
Corey Sweeney, Creighton

1999-00

Jackie Stiles, Missouri State (MVP)
Carla Bennett, Drake
Shyla McKibbon, Evansville
Kristin Santa, Drake
Allison Starr, UNI

2000-01

Jackie Stiles, Missouri State (MVP)
Carla Bennett, Drake
Carly Deer, Missouri State
Erika Rante, Missouri State
Abbi Schutte, UNI

2001-02

Christy Neneman, Creighton (MVP)
Latasha Austin, Evansville
Carla Bennett, Drake
Jennifer Kaczka, Wichita State
Stephanie Schmitz, Drake

2002-03

Kari Koch, Missouri State (MVP)
Melanie Boeglin, Indiana State
Jenni Lingor, Missouri State
Kourtney Mennen, Indiana State
Amy Swisher, UNI

2003-04

Jenni Lingor, Missouri State (MVP)
Kari Koch, Missouri State
Linda Sayavongchanh, Drake
Amy Swisher, UNI
Meg Tierney, Missouri State

2004-05

Jaci McCormack, Illinois State (MVP)
Jill Martin, Drake
Cassie Hager, UNI
Megan McCracken, Illinois State
Melanie Boeglin, Indiana State

12 Conference History (116-135).indd 124 11/3/2020 10:18:20 AM

ALL-TOURNAMENT TEAMS/PLAYERS OF THE WEEK

2005-06

Kari Koch, Missouri State (MVP)
Sarah Klaassen, Missouri State
Tahnee Balerio, Missouri State
Melanie Boeglin, Indiana State
Cassie Hager, UNI

2006-07

Lindsay Whorton, Drake (MVP)
Lauren Dybing, Drake
Ally Thrall, Creighton
Sara Cain, Creighton
Rebekah Parker, Evansville

2007-08

Kristi Cirone, Illinois State (MVP)
Ashleen Bracey, Illinois State
Maggie Krick, Illinois State
Monique Jones, Drake
Jill Martin, Drake

2008-09

Ashley Austin, Evansville (MVP)
Monica Rogers, Bradley
Megan Neuvirth, Creighton
Shannon Novosel, Evansville
Kelsey Woodard, Creighton

2009-10

Lizzie Boeck, UNI (MVP)
Nicole Clausen, UNI
Chevelle Herring, Creighton
Nicolle Lewis, Illinois State
Kellie Nelson, Creighton
Sam Schuett, Creighton

2010-11

Tia Mays, Missouri State (MVP)
Erin Brocka, UNI
Amanda Clifton, Illinois State
Haleigh Lankster, Wichita State
Sam Schuett, Creighton

2011-12

Carli Tritz, Creighton (MVP)
Casey Garrison, Missouri State
Haleigh Lankster, Wichita State
Rachael Hackbarth, Drake
Sarah Nelson, Creighton

2012-13

Alex Harden, Wichita State (MVP)
Michaela Dapprich, Wichita State
Jacqui Kalin, UNI
Jamie Russell, Illinois State
Janae Smith, Illinois State

2013-14

Alex Harden, Wichita State (MVP)
Jamillah Bonner, Wichita State
Kyndal Clark, Drake
Michelle Price, Wichita State
Lizzy Wendell, Drake

2014-15

Alex Harden, Wichita State (MVP)
Jamillah Bonner, Wichita State
Michaela Dapprich, Wichita State
Mallory Ladd, Evansville
Tyonna Snow, Missouri State

2015-16

Tyonna Snow, Missouri State (MVP)
Liza Fruendt, Missouri State
Sharnae Lamar, UNI
Sara Rhine, Drake
Madison Weekly, UNI

2016-17

Caitlin Ingle, Drake (MVP)
Rangie Bessard, Wichita State
Angie Davison, UNI
Madison Weekly, UNI
Lizzy Wendell, Drake

2017-18

Maddy Dean, Drake (MVP)
Becca Hittner, Drake
Sara Rhine, Drake
Megan Maahs, UNI
Ellie Howell, UNI

2018-19

Alexa Willard, Missouri State (MVP)
Danielle Gitzen, Missouri State
Sammie Bachrodt, Drake
Becca Hittner, Drake
Karli Rucker, UNI

*2019-20

*No Tournament played due to COVID-19 Pandemic

*Gateway from 1983-92; MVC from 1993-present; All-Tournament teams selected at single-site venues; All-Newcomer changed to All-Freshman for 1996-97 season.

PLAYERS OF THE WEEK

1983-84

D5 Petra Jackson, Southern Illinois
D12 Lisa Hodgson, Wichita State
J3 Jeanette Tendai, Missouri State
J9 Lorri Bauman, Drake
J16 D. D. Plab, Southern Illinois
J23 Stacy Cook, Eastern Illinois
F6 Wanda Ford, Drake
F13 Wanda Ford, Drake
F20 Amy Hile, Indiana State
F28 Char Warring, Southern Illinois
M8 Lorri Bauman, Drake
M15 Marla Maupin, Illinois State

1984-85

D3 Wanda Ford, Drake
D10 Chris Aldridge, Eastern Illinois
D17 Petra Jackson, Southern Illinois
J7 Amy Hile, Indiana State
J14 Diane Roberts, UNI
J21 Marla Maupin, Illinois State
J28 Wanda Ford, Drake
F4 Wanda Ford, Drake
F11 Marla Maupin, Illinois State
F18 Julie Fitzpatrick, Drake
F25 Amy Hile, Indiana State
M7 Marla Maupin, Illinois State

1985-86

D2 Petra Jackson, Southern Illinois
D9 Wanda Ford, Drake
D16 Kelly Mago, Missouri State
J6 Chris Aldridge, Eastern Illinois
J13 Wanda Ford, Drake
J20 Kris Huffman, UNI
J27 Wanda Ford, Drake
F3 Petra Jackson, Southern Illinois
F10 Jeanette Tendai, Missouri State
F17 Wanda Ford, Drake
F24 Wanda Ford, Drake

1986-87

D8 Crystal Westfield, Wichita State
D15 Missy Slockett, Drake
D23 Shelli Braud, Bradley
J6 Ellen McGrew, Illinois State
J12 Amy Hile, Indiana State
J19 Robyn Knapp, UNI
J27 Caroline Orr, Drake
F3 Ann Kattreh, Southern Illinois
F10 Kelly Mago, Missouri State
F17 Pat Hamilton, Eastern Illinois
F24 Karin Nicholls, Bradley
M3 Shelli Braud, Bradley

1987-88

D7 Julie Fitzpatrick, Drake
D15 Julie Fitzpatrick, Drake
J6 Dawna Weber, Wichita State
Susan Wellman, Illinois State
J12 Tonnye Kayzer, Indiana State
J19 Shelli Braud, Bradley
J26 Robin Hasemann, Western Illinois
F2 Lori Castetter, Indiana State
F9 Barb Perkes, Eastern Illinois
F16 Susan Wellman, Illinois State
F23 Kelly Mago, Missouri State
M1 Amy Vanderkolk, Indiana State

1988-89

D6 Leslie Ferrell, Illinois State
D13 Amy Vanderkolk, Indiana State
D20 Carol Baresch, Bradley
J10 Carol Baresch, Bradley
Karen Rapier, Missouri State
J17 Cathy Kampwerth, Southern Illinois
J24 Jan Jensen, Drake
J31 Beverly Williams, Eastern Illinois
F7 Robin Hasemann, Western Illinois
F14 Julie Lein, Indiana State
F21 Robin Hasemann, Western Illinois
F28 Tonda Seals, Southern Illinois
M7 Lisa Tyler, Eastern Illinois

1989-90

N28 Barb Perkes, Eastern Illinois
D5 Cindy Kaufmann, Illinois State
D12 Amy Rakers, Southern Illinois
D19 Barb Perkes, Eastern Illinois
J3 Karin Nicholls, Bradley
J10 Char Govan, Illinois State
J16 Amy Rakers, Southern Illinois
J23 Gail Dlask, Western Illinois
J30 Regina Johnson, Missouri State
F6 Janet Hund, Wichita State
F13 Robin Hasemann, W. Illinois
F20 Char Govan, Illinois State
F27 Jan Jensen, Drake
M6 Amy Rakers, Southern Illinois

1990-91

N27 Julie Lein, Indiana State
D4 Amy Rakers, Southern Illinois
D11 LaWaynta Dawson, Missouri State
D18 Jan Jensen, Drake
J8 Cindy Kaufmann, Illinois State
Jan Jensen, Drake
J15 Secelia Winkfield, Missouri State
J22 Amy Rakers, Southern Illinois
J29 Tracy Roller, Eastern Illinois
F5 Val Wancket, Bradley
F12 Shavonda Averette, Indiana State
F19 Caryn Brune, Illinois State
F26 Tami Baalke, Illinois State
M5 LaWaynta Dawson, Missouri State

1991-92

N26 Angie Eichhorst, Indiana State
D3 Dawyel Jones, Bradley
D10 Andrea McAllister, Bradley
D17 Melody Howard, Missouri State
J7 Angie Rougeau, Southern Illinois
Hazel Olden, Indiana State
J14 Tami Baalke, Illinois State
J21 Angie Eichhorst, Indiana State
J28 Tonya Baucom, Missouri State
F4 Kareema Williams, Wichita State
F11 Kareema Williams, Wichita State
F18 Tami Baalke, Illinois State
F25 Micah Bingeman, Bradley
M3 Caryn Brune, Illinois State
M10 Andrea McAllister, Bradley

1992-93

D7 Kris Kugel, Creighton
D14 Caryn Brune, Illinois State
D21 Ann Miller, UNI
J4 Melody Howard, Missouri State
Courtney Porter, Illinois State
J11 Julie Rittgers, Drake
J18 Caryn Brune, Illinois State
J25 Secelia Winkfield, Missouri State
F1 Becky Flynn, Creighton
F8 Secelia Winkfield, Missouri State
F15 Anita Scott, Southern Illinois
F22 Ann Hollingsworth, Wichita State
M1 Ann Miller, UNI

1993-94

N29 Carolyn Hagerty, Bradley
D6 Tina Robbins, Missouri State
D13 Kris Kugel, Creighton
D20 Kim Evans, Wichita State
D27 Jenny Olson, Creighton
J4 Rockey Ransom, Southern Illinois
J11 Tina Robbins, Missouri State
J18 Becky Flynn, Creighton
J25 Shannon Struby, Creighton
F1 Tootie Shaw, Wichita State
F8 Tina Robbins, Missouri State
F15 Kristi Kinne, Drake
F22 Melody Howard, Missouri State
M1 Nikki Gilmore, Southern Illinois
M8 Julie Street, UNI

1994-95

N28 Julie Rittgers, Drake
D5 Kim Evans, Wichita State
D12 Tricia Wakely, Drake
D19 Carrie Coffman, Bradley
D27 Melanie Ward, Illinois State
J3 Tricia Wakely, Drake
J9 Becky Flynn, Creighton
J16 Tricia Wakely, Drake
J23 Tasha Barnett, Wichita State
J30 LaTanya Davis, Missouri State
F6 Georgia Bottoms, Indiana State
F13 Kristi Kinne, Drake
F20 Becky Flynn, Creighton
F27 Christel Jefferson, Southern Illinois
M6 Tricia Wakely, Drake

1995-96

N27 Tricia Wakely, Drake
D4 Kiersten Miller, Drake
D11 Tasha McDowell, Missouri State
D18 Melanie Ward, Illinois State
D26 Krissy Holden, Indiana State
J3 Kiersten Miller, Drake
J8 Kasia McClendon, Southern Illinois
J15 Roshonda Reed, Missouri State
J22 Melanie Ward, Illinois State
J29 Tammy Van Oppen, Bradley
F5 Kasia McClendon, Southern Illinois
F12 Erin Fox, UNI
F19 Tricia Wakely, Drake
F26 Kim Evans, Wichita State
M4 Valarie Trame, Illinois State

1996-97

N25 Jen Steffens, UNI
D2 Tammy Van Oppen, Bradley
D9 Jenny Schmidt, Illinois State
D16 Kasia McClendon, Southern Illinois
D23 Kiersten Miller, Drake
D30 Jessie McVay, Missouri State
J6 Tammi Blackstone, Drake
J13 Jennifer Goetz, Indiana State
J21 Corinne Vossel, Illinois State
J27 Lisa Brinkmeyer, Drake
F3 Nicole McBean, Drake
F10 Dianne L'Ami, Wichita State
F17 Carrie Welle, Creighton
F24 Tootie Shaw, Wichita State
M3 Kasia McClendon, Southern Illinois

1997-98

N17 Heather Best, Bradley
N24 Jackie Stiles, Missouri State
D1 Corinne Vossel, Illinois State
D8 Lisa Davies, Missouri State
D15 Jackie Stiles, Missouri State
D22 Heather Best, Bradley
D29 Carrie Welle, Creighton
J5 Kiersten Miller, Drake
J12 Jenny Schmidt, Illinois State
J19 Tammi Blackstone, Drake
J26 Carrie Welle, Creighton
F2 Jackie Stiles, Missouri State
F9 Allison Starr, UNI
F16 Shyla McKibbon, Evansville
F23 Tammi Blackstone, Drake
M2 Kiersten Miller, Drake

PLAYERS OF THE WEEK

1998-99

N16 Jackie Stiles, Missouri State
N23 Kristin Santa, Drake
N30 Jackie Stiles, Missouri State
D7 Jackie Stiles, Missouri State
D14 Amy Amstutz, Indiana State
D21 Shyla McKibbon, Evansville
D28 LaTeesha Hill, Wichita State
J4 Shyla McKibbon, Evansville
J11 Krissie Spanheimer, Creighton
J18 Allison Starr, UNI
J25 Roshonda Reed, Missouri State
F2 Shinko Ono, Evansville
F9 Amy Amstutz, Indiana State
F16 Tammi Blackstone, Drake
F23 Jackie Stiles, Missouri State
M1 Roshonda Reed, Missouri State

1999-00

N22 Melaniece Bardley, Southern Illinois
N29 Steph Reichle, Illinois State
D6 Courtney Sims, Wichita State
D13 Jackie Stiles, Missouri State
D20 Jackie Stiles, Missouri State
D27 Angela Timmons, Creighton
J3 Shyla McKibbon, Evansville
J10 Jackie Stiles, Missouri State
J1 Allison Starr, UNI
J24 Shyla McKibbon, Evansville
J31 Jackie Stiles, Missouri State
F7 LaTeesha Hill, Wichita State
F14 Shinko Ono, Evansville
F21 Shyla McKibbon, Evansville
F28 Allison Starr, UNI
M6 Keomi Johnson, Wichita State

2000-01

N20 Angela Timmons, Creighton
N27 Jackie Stiles, Missouri State
D4 Sara Bailey, Bradley
D11 Tara Mitchem, Missouri State
D18 Jackie Stiles, Missouri State
D27 Danielle Lawary, Southern Illinois
J2 Carla Bennett, Drake
J8 Jackie Stiles, Missouri State
J15 Jackie Stiles, Missouri State
J22 Jackie Stiles, Missouri State
J29 Carla Bennett, Drake
F5 Lisa Eckart, Evansville
F12 Jackie Stiles, Missouri State
F19 Kary Dawson, UNI
F26 Angela Timmons, Creighton
M3 Jackie Stiles, Missouri State

2001-02

N19 Latasha Austin, Evansville
N26 Sara Bailey, Bradley
D3 Molly McDowell, Southern Illinois
D10 Jennifer Kaczka, Wichita State
D17 Jayme Anderson, Drake
D23 Kourtney Mennen, Indiana State
J2 Jenni Lingor, Missouri State
J7 Kourtney Mennen, Indiana State
J14 Latasha Austin, Evansville
J22 Jenni Lingor, Missouri State
J29 Lora Weber, Bradley
F4 Christy Neneman, Creighton
F11 Christy Neneman, Creighton
F19 Kourtney Mennen, Indiana State
F25 Carlesa Dixon, Wichita State
M3 Amy Swisher, UNI

2002-03

N25 Dena Williams, Bradley
D2 Carlesa Dixon, Wichita State
D9 Jamie Gray, Evansville
D16 Jamie Gray, Evansville
D23 Christy Neneman, Creighton
D30 Melanie Boeglin, Indiana State
J6 Jamie Gray, Evansville
J13 Angela Buckner, Wichita State
J20 Tisharria Huggins, Wichita State
J27 Kourtney Mennen, Indiana State
F3 Alex Cook, UNI
F10 Carla Bennett, Drake
F17 Jaci McCormack, Illinois State
F24 Amy Swisher, UNI
M3 Mandy Kappel, Drake
M10 Jenni Lingor, Missouri State

2003-04

N24 Erin Rhodes, Indiana State
D1 Kari Koch, Missouri State
D8 Kari Koch, Missouri State
D15 Jamie Gray, Evansville
D22 Katie Donovan, Illinois State
D29 Dayna Finch, Creighton
J5 Jaci McCormack , Illinois State
J12 Kristi Woodard, Creighton
J19 Melanie Boeglin, Indiana State
J26 Christy Neneman, Creighton
F2 Kari Koch, Missouri State
F9 Laura Spanheimer, Creighton
F16 Linda Sayavongchanh, Drake
F23 Amy Swisher, UNI
M1 Jamie Gray, Evansville
M8 Genny Mueller, Bradley

2004-05

N22 Laura Spanheimer, Creighton
N29 Angie Janis, Creighton
D6 Jenni Lingor, Missouri State
Laura Spanheimer, Creighton
D13 Jenni Lingor, Missouri State
D20 Megan Liffick, Evansville
D27 Jennifer Utterback, Evansville
J2 Angie Janis, Creighton
J9 Alex Cook, UNI
J16 Jenni Lingor, Missouri State
J23 Melanie Boeglin, Indiana State
J30 Laura Spanheimer, Creighton
F7 Laura Gaybrick, Evansville
F14 Dena Williams, Bradley
F21 Melanie Boeglin, Indiana State
F28 Cassie Hager, UNI
M17 Cassie Hager, UNI

2005-06

N21 Holly Hallstrom, Illinois State
N28 Cassie Hager, UNI
D4 Melanie Boeglin, Indiana State
D12 Melanie Boeglin, Indiana State
D19 Kristi Cirone, Illinois State
D28 Kari Koch, Missouri State
J3 Melanie Boeglin, Indiana State
J9 Kristi Woodard, Creighton
J16 Cassie Hager, UNI
J23 Tara King, UNI
J30 Melanie Boeglin, Indiana State
F6 Jill Martin, Drake
F13 Melanie Boeglin, Indiana State
F20 Antoinette Wells, Wichita State
F27 Jill Martin, Drake
M6 Jill Martin, Drake

2006-07

N13 Jill Martin, Drake
N20 Rebekah Parker, Evansville
N27 Tara King, UNI
D4 Rachel Maenpaa, Indiana State
D11 Kristi Cirone, Illinois State
D18 Tahnee Balerio, Missouri State
D27 Antionette Wells, Wichita State
J2 Ashli Senff, Evansville
J8 Kristi Cirone, Illinois State
J15 Jayme Sweere, Southern Illinois
J22 Lashawn Johnson, Illinois State
J29 Lindsay Whorton, Drake
F5 Tara King, UNI
F12 Jen Brown, Bradley
F19 Antionette Wells, Wichita State
F26 Laura Rudolphi, Indiana State
M5 Rebekah Parker, Evansville

2007-08

N12 Shannon Novosel, Evansville
N19 Kelsey Luna, Indiana State
N26 Jill Martin, Drake
D3 Kiki Stephens, Wichita State
D10 Sam Schuet, Creighton
D17 Ashleen Bracey, Illinois State
D26 Jasmine Gibson, Southern Illinois
D31 Jill Martin, Drake
J7 Kristi Cirone, Illinois State
J14 Kristi Cirone, Illinois State
J21 Rebekah Parker, Evansville
J28 Lauren Dybing, Drake
F4 Kelsey Woodard, Creighton
F11 Shannon Novosel, Evansville
F18 Jill Martin, Drake
F25 Kristi Cirone, Illinois State
M3 Sara Cain, Creighton
M10 Jill Martin, Drake

2008-09

N17 Ashley Austin, Evansville
N24 Marcy Sudbeck, Wichita State
D1 Leah Phillps, Indiana State
D8 Skye Johnson, Bradley
D15 Chevelle Herring, Creighton
D22 Megan Neuvirth, Creighton
D29 Kristi Cirone, Illinois State
J5 Kristi Cirone, Illinois State
J12 Kristin Turk, Drake
J19 Casey Garrison, Missouri State
J26 Kristi Cirone, Illinois State
F2 Kristi Cirone, Illinois State
F9 Megan Neuvirth, Creighton
F16 Monica Rogers, Bradley
F23 Monica Rogers, Bradley
M2 Kristi Cirone, Illinois State
M9 Kim Wypiszynski, UNI

2009-10

N16 Kelsey Luna, Indiana State
N23 Kelsey Luna, Indiana State
N30 Casey Garrison, Missouri State
D7 Jordann Plummer, Drake
D14 Casey Garrison, Missouri State
D21 Jaleshia Roberson, Missouri State
D30 Amy Gallagher, Evansville
J4 Sam Schuett, Creighton
J11 Jaleshia Roberson, Missouri State
J18 Kellie Nelson, Creighton
J25 Ashleen Bracey, Illinois State
F1 Ashleen Bracey, Illinois State
F8 Jaleshia Roberson, Missouri State
F15 Ashleen Bracey, Illinois State
F22 Sonya Harris, Bradley
M1 Casey Garrison, Missouri State
M8 Ashleen Bracey, Illinois State

2010-11

N15 Casey Garrison, Missouri State
N22 Casey Garrison, Missouri State
N29 Kristin Turk, Drake
D6 Kristin Turk, Drake
D13 Shannon Thomas, Indiana State
D20 Shannon Thomas, Indiana State
D27 Kelsey Woodard, Creighton
J3 Emily Hanley, Illinois State
J10 Kristin Turk, Drake
J17 Casey Garrison, Missouri State
J24 Christiana Shorter, Missouri State
J31 Casey Garrison, Missouri State
F7 Jacqui Kalin, UNI
F14 Emily Hanley, Illinois State
F21 Kristin Turk, Drake
F28 Haleigh Lankster, Wichita State
M7 Raisa Taylor, Bradley

2011-12

N14 Sarah Nelson, Creighton
N21 Rachael Hackbarth, Drake
N28 Sarah Nelson, Creighton
D5 Leah Kassing, Bradley
D12 Rachael Hackbarth, Drake
D19 Kelsey Budd, Bradley
D26 Rachael Hackbarth, Drake
J2 Chynna Turner, Wichita State
J9 Jaleshia Roberson, Missouri State
J16 Rachael Hackbarth, Drake
J23 Teri Oliver, Southern Illinois
J30 Rachael Hackbarth, Drake
F6 Karly Buer, Missouri State
F13 Shannon Thomas, Indiana State
F20 Casey Garrison, Missouri State
F27 Rachael Hackbarth, Drake
M6 Brittany Schoen, Indiana State

2012-13

N12 Jamie Russell, Illinois State
N19 Jacqui Kalin, UNI
N26 Candace Sykes, Illinois State
D3 Whitney Edie, Missouri State
D10 Shronda Butts, Bradley
D17 Anna Munn, Indiana State
D27 Sarah Nelson, Creighton
D31 Jacqui Kalin, UNI
J7 Mallory Ladd, Evansville
J14 Jacqui Kalin, UNI
J22 Alex Harden, Wichita State
J28 Chynna Turner, Wichita State
F4 Jacqui Kalin, UNI
F11 Jacqui Kalin, UNI
F18 Racheal Mahan, Indiana State
F25 Kyndal Clark, Drake
M4 Katie Yohn, Bradley
M11 Samantha Heck, Evansville

2013-14

N11 Michelle Young, Bradley
N18 Kenzie Williams, Missouri State
N25 Michelle Price, Wichita State
D2 Alexis Foley, Illinois State
D9 Anna Munn, Indiana State
D16 Kenzie Williams, Missouri State
D23 Kyndal Clark, Drake
D31 Kat Taylor, Evansville
J6 Bilqis Abdul-Qaadir, Indiana State
J13 Troy Hambric, Loyola
J21 Alex Harden, Wichita State
J28 Kyndal Clark, Drake
F3 Troy Hambric, Loyola
F10 Alex Harden, Wichita State
F17 Kyndal Clark, Drake
F24 Bilqis Abdul-Qaadir, Indiana State
M3 Dyana Pierre, Southern Illinois
M10 Bilqis Abdul-Qaadir, Indiana State

2014-15

N17 Alex Harden, Wichita State
N24 Lizzy Wendell, Drake
D1 Dyana Pierre, Southern Illinois
D8 Michelle Young, Bradley
D15 Kenzie Williams, Missouri State
D22 Alie Decker, Wichita State
Lizzy Wendell, Drake
D31 Jamillah Bonner, Wichita State
J5 Alex Harden, Wichita State
J12 Alex Harden, Wichita State
J19 Khristian Hart, Evansville
J26 Lizzy Wendell, Drake
F2 Lizzy Wendell, Drake
F9 Dyana Pierre, Southern Illinois
F16 Alex Harden, Wichita State
F23 Alex Harden, Wichita State
M2 Tyonna Snow, Missouri State
M9 Michaela Dapprich, Wichita State

2015-16

N16 Lizzy Wendell, Drake
N23 Lizzy Wendell, Drake
N30 Lizzy Wendell, Drake
D7 Tyonna Snow, Missouri State
D14 Kenzie Williams, Missouri State
D21 Rishonda Napier, Southern Illinois
D28 Taylor Johnson, Loyola
J4 Tyonna Snow, Missouri State
J11 Taylor Johnson, Loyola
J18 Hillary Chvatal, Missouri State
J25 Kenzie Williams, Missouri State
F1 Lizzy Wendell, Drake
F8 Taylor Manuel, Loyola
F15 Tyonna Snow, Missouri State
F22 Rishonda Napier, Southern Illinois
F29 Lizzy Wendell, Drake
M6 Madison Weekly, UNI

2016-17

N14 Lizzy Wendell, Drake
N21 Kylie Giebelhausen, Southern Ill.
N28 Madison Weekly, UNI
D5 Camary Williams, Evansville
D12 Rishonda Napier, Southern Illinois
D19 Caitlin Ingle, Drake
D26 Madison Weekly, UNI
J2 Camary Williams, Evansville
J9 Lizzy Wendell, Drake
J16 Lizzy Wendell, Drake
J23 Lizzy Wendell, Drake
J30 Leti Lerma, Bradley
F6 Lexi Hughes, Missouri State
F13 Lizzy Wendell, Drake
F20 Sara Dickey, Evansville
F27 Sara Dickey, Evansville
M6 Liza Fruendt, Missouri State

2017-18

N13 Hannah Noe, Evansville
N20 Liza Fruendt, Missouri State
N27 Hannah Green, Illinois State
D4 Sara Rhine, Drake
D11 Katrina Beck, Illinois State
D18 Alexa Willard, Missouri State
D26 Kennedy Kirkpatrick, UNI
J2 Abby Brockmeyer, Southern Illinois
J8 Becca Hittner, Drake
J15 Sara Rhine, Drake
J22 Liza Fruendt, Missouri State
J29 Ashli O'Neal, Indiana State
F5 Nicole Martin, Southern Illinois
F12 Sara Rhine, Drake

12 Conference History (116-135).indd 126 11/3/2020 10:18:21 AM

PLAYERS/NEWCOMERS OF THE WEEK

F19 Simone Goods, Illinois State
F26 Becca Hittner, Drake
M5 Megan Maahs, UNI

2018-19

N12 Sara Rhine, Drake
N19 Sara Rhine, Drake
N26 Sara Rhine, Drake
D3 Meredith Hamlet, Valparaiso
D10 Simone Goods, Illinois State
D17 Lasha Petree, Bradley
D26 Kristen Nelson, Southern Illinois
J2 TeTe Maggett, Illinois State
J7 Sara Rhine, Drake
J14 Sara Rhine, Drake
J21 Danielle Gitzen, Missouri State
J28 Sara Rhine, Drake
F4 Becca Hittner, Drake
F11 Becca Hittner, Drake
F18 Simone Goods, Illinois State
F25 Becca Hittner, Drake
M4 Kerri Gasper, Evansville
M11 Becca Hittner, Drake

2019-20

N11 Sara Rhine, Drake
N18 Alexa Willard, Missouri State
N25 Gabi Haack, Bradley
D2 Jasmine Franklin, Missouri State
D9 Lasha Petree, Bradley
D16 Jasmine Franklin, Missouri State
D23 Lexi Wallen, Illinois State
J6 Lasha Petree, Bradley
J13 Lasha Petree, Bradley
J20 Gabi Haack, Bradley
J27 Gabi Haack, Bradley
F3 Brice Calip, Missouri State
F10 Becca Hittner, Drake
F17 Chelsea Brackmann, Bradley
F24 Sara Rhine, Drake
M2 Becca Hittner, Drake
M9 Kam Finley, UNI

NEWCOMERS OF THE WEEK

2003-04

N24 Amy Fuller, Bradley
D1 Chelsea Robinson, Evansville
D8 Antionette Wells, Wichita State
D15 Whitney Pegram, Drake
D22 Whitney Pegram, Drake
D29 Jessie Biggs, UNI
J5 Stephanie Lisch, Indiana State
J12 K.C. Cowgill, Missouri State
J19 Jill Martin, Drake
J26 Jill Martin, Drake
F2 Tara King, UNI
F9 Stephanie Lisch, Indiana State
F16 Jill Martin, Drake
F23 Tara King, UNI
M1 Stephanie Lisch, Indiana State
M8 Whitney Pegram, Drake

2004-05

N22 Holly Hallstrom, Illinois State
N29 Kiki Stephens, Wichita State
D6 Lindsay Whorton, Drake
D13 Ashley Clark, Indiana State
D20 Laura Rudolphi, Indiana State
D27 Megan McCracken, Illinois St.
J2 Ashley Clark, Indiana State
J9 Kiki Stephens, Wichita State
J16 Lindsay Whorton, Drake
J23 Kiki Stephens, Wichita State
J30 Ashley Clark, Indiana State
F7 Rebekah Parker, Evansville
F14 Brandy Dahir, Drake
F21 Tiff Terwelp, Missouri State
F28 Ashley Clark, Indiana State
M7 Lindsay Whorton, Drake

2005-06

N21 Kristi Cirone, Illinois State
N28 Jayme Sweere, Southern Ill.
D4 Kristi Cirone, Illinois State
D12 Jordann Plummer, Drake
D19 Kristi Cirone, Illinois State
D28 Whitney Rice, Wichita State
J3 Carlai Moore, Southern Illinois
J9 Lexee McDonnell, Wichita St.
J16 Kelly Krumwiede, Bradley
J23 Carlai Moore, Southern Illinois
J30 Lexee McDonnell, Wichita St.
F6 Jordann Plummer, Drake
F13 Daria Frazier, Wichita State
F20 Breton Wyett, Missouri State
F27 Kristi Cirone, Illinois State
M6 Carlai Moore, Southern Illinois

2006-07

N13 Anaris Sickles, Evansville
N20 Kenyatta Shelton, Illinois State
N27 Kelsey Luna, Indiana State
D4 Angela Phillips, Indiana State
D11 Maggie Krick, Illinois State
D18 Kenyatta Shelton, Illinois State
D27 Kelsey Luna, Indiana State
J2 Debbie Burris, Southern Illinois
J8 Kenyatta Shelton, Illinois State
J15 Dana Olsen, Southern Illinois
J22 Melissa Busby, Missouri State
J29 Megan Neuvirth, Creighton
F5 Megan Neuvirth, Creighton
F12 Kelsey Luna, Indiana State
F19 Megan Neuvirth, Creighton
F26 Monique Jones, Drake
M5 Megan Neuvirth, Creighton

2007-08

N12 Tanyaeya Worden, Southern Ill.
N19 Shala Jackson, Illinois State
N26 Kelsey Woodard, Creighton
D3 Jacqui Kalin, UNI
D10 Maggie Dwyer, Missouri State
D17 Kelsey Woodard, Creighton
D26 Maggie Dwyer, Misouri State
D31 Monica Rogers, Bradley
J7 Kelsey Woodard, Creighton
J14 Magie Dwyer, Missouri State
J21 Magie Dwyer, Missouri State
J28 Lizzie Boeck, UNI
F4 Kelsey Woodard, Creighton
F11 Jacqui Kalin, UNI
F18 Kelsey Woodard, Creighton
F25 Sonya Harris, Bradley
M3 Kelsey Woodard, Creighton
M10 Sonya Harris, Bradley

2008-09

N17 Marisah Henderson, Wichita St.
N24 Casey Garrison, Missouri State
D1 Michelle Lund, Bradley
D8 Casey Garrison, Missouri State
D15 Marisah Henderson, Wichita St.
D22 Casey Garrison, Missouri State
D29 Michelle Lund, Bradley
J5 Michelle Lund, Bradley
J12 Kim Wypiszynski, UNI
J19 Casey Garrison, Missouri State
J26 Bianca Jarrett, Indiana State
F2 Jaleshia Roberson, Missouri St.
F9 Kim Wypiszynski, UNI
F16 Kim Wypiszynski, UNI
F23 Bianca Jarrett, Indiana State
M2 K.K. Armstrong, UNI
M9 Alex Hart, Southern Illinois

2009-10

N16 Katie Yohn, Bradley
N23 Stephany Neptune, Southern Ill.
N30 Sheena Johnson, Wichita State
D7 Christiana Shorter, Missouri St.
D14 Whitney Edie, Missouri State
D21 Stephany Neptune, Southern Ill.
D30 Chynna Turner, Wichita State
J4 Stephany Neptune, Southern Ill.
J11 Christiana Shorter, Missouri St.
J18 Katie Yohn, Bradley
J25 Jessica Diamond, Wichita St.
F1 Christiana Shorter, Missouri St.
F8 Christiana Shorter, Missouri St.
F15 Sheena Johnson, Wichita State
F22 Katie Yohn, Bradley
M1 Stephany Neptune, Southern Ill.
M8 Stephany Neptune, Southern Ill.

2010-11

N15 Staci Gillum, Evansville
N22 Briyana Blair, Evansville
N29 Carli Tritz, Creighton
D6 Angela Christianson, Drake
D13 Carli Tritz, Creighton
D20 Heather Robben, Wichita State
D27 Carli Tritz, Creighton
J3 Carli Tritz, Creighton
J10 Carli Tritz, Creighton
J17 Tia Mays, Missouri State
J24 Sarah Nelson, Creighton
J31 Carli Tritz, Creighton
F7 Sarah Nelson, Creighton
F14 Carli Tritz, Creighton
F21 Carli Tritz, Creighton
F28 Anna Munn, Indiana State
M7 Carli Tritz, Creighton

2011-12

N14 Maddie Oliver, Illinois State
N21 Kyndal Clark, Drake
N28 Jamie Russell, Illinois State
D5 Shronda Butts, Bradley
D12 Kyndal Clark, Drake
D19 Shronda Butts, Bradley
D26 Catie O'Leary, Bradley
J2 Jamie Russell, Illinois State
J9 Alexus Patterson, Southern Ill.
J16 Jamie Russell, Illinois State
J23 Cartaesha Macklin, Southern Ill.
J30 Cartaesha Macklin, Southern Ill.
F6 Jamie Russell, Illinois State
F13 Jamie Russell, Illinois State
F20 Alex Harden, Wichita State
F27 Jamie Russell, Illinois State
M6 Shronda Butts, Bradley

2012-13

N12 Janae Smith, Illinois State
N19 Janae Smith, Illinois State
N26 Janae Smith, Illinois State
D3 Marissa Janning, Creighton
D10 Marissa Janning, Creighton
D17 Janae Smith, Illinois State
D27 Janae Smith, Illinois State
D31 Azia Washington, Southern Ill.
J7 Janae Smith, Illinois State
J14 Mallory Ladd, Evansville
J22 Mallory Ladd, Evansville
J28 Rishonda Napier, Southern Ill.
F4 Hannah Schonhardt, UNI
F11 Mallory Ladd, Evansville
F18 Marissa Janning, Creighton
F25 Tyonna Snow, Missouri State
M4 Marissa Janning, Creighton
M11 Michaela Dapprich, Wichita State

2013-14

N11 Lizzy Wendell, Drake
N18 Bilqis Abdul-Qaadir, Indiana St.
N25 Sara Dickey, Evansville
D2 Lizzy Wendell, Drake
D9 Sara Dickey, Evansville
D16 Jamillah Bonner, Wichita State
D23 Sara Dickey, Evansville
D31 Lizzy Wendell, Drake
J6 Jamillah Bonner, Wichita State
J13 Jamillah Bonner, Wichita State
J21 Bilqis Abdul-Qaadir, Indiana St.
J28 Sara Dickey, Evansville
F3 Lizzy Wendell, Drake
F10 Lizzy Wendell, Drake
F17 Sara Dickey, Evansville
F24 Lizzy Wendell, Drake
M3 Lizzy Wendell, Drake
M10 Lizzy Wendell, Drake

2014-15

N17 Alexis Newbolt, Indiana State
N24 Liza Fruendt, Missouri State
D1 Becca Jonas, Drake
D8 Anneke Schlueter, Bradley
D15 Ellie Herzberg, UNI
D22 Becca Jonas, Drake
D31 Whitney Tinjum, Bradley
J5 Maddy Dean, Drake
J12 Becca Jonas, Drake
J19 Becca Jonas, Drake
J26 Maddy Dean, Drake
F2 Mary Sims, Illinois State
F9 Taylor Manuel, Loyola
F16 Maddy Dean, Drake
F23 Becca Jonas, Drake
M2 Taylor Manuel, Loyola
M9 Taylor Manuel, Loyola

2015-16

N16 Jyar Francis, Wichita State
N23 Millie Stevens, Illinois State
N30 TaQuandra Mike, Wichita State
D7 Diamond Lockhart, Wichita State
D14 Ashley Taia, Indiana State
D21 Rangie Bessard, Wichita State
D28 Ashley Taia, Indiana State
J4 Sara Rhine, Drake
J11 Sara Rhine, Drake
J18 Rangie Bessard, Wichita State
J25 Rangie Bessard, Wichita State
F1 Shakeela Fowler, Illinois State
F8 Sara Rhine, Drake
F15 Camille Coleman, Evansville
F22 Ashley Taia, Indiana State
F29 Sara Rhine, Drake
M6 Sara Rhine, Drake

2016-17

N14 Kaitlyn Williams, Loyola
N21 Lauren Hartman, Southern Illinois
N28 Kiana Coomber, Loyola
D5 Wendi Bibbins, Indiana State
D12 Megan Maahs, UNI
D19 Becca Hittner, Drake
D26 Becca Hittner, Drake
J2 Becca Hittner, Drake
J9 Chelsea Brackmann, Bradley
J16 Alexa Willard, Missouri State
J23 Becca Hittner, Drake
J30 Brenni Rose, Drake
F6 Wendi Bibbins, Indiana State
F13 Becca Hittner, Drake
F20 Becca Hittner, Drake
F27 Angiee Tompkins, Wichita State
M6 Brenni Rose, Drake

2017-18

N13 Hannah Noe, Evansville
N20 Abby Brockmeyer, So. Illinois
N27 Abby Brockmeyer, So. Illinois
D4 Hannah Noe, Evansville
D11 Hannah Noe, Evansville
D18 Kayla Casteel, Evansville
D26 Simone Goods, Illinois State
J2 Abby Brockmeyer, So. Illinois
J8 Abby O'Connor, Loyola
J15 Brice Calip, Missouri State
J22 Makenzie Silvey, Southern Illinois
J29 Abby O'Connor, Loyola
F5 Emily Gartner, Missouri State
F12 Ellie Rice, Loyola
F19 Simone Goods, Illinois State
F26 Abby O'Connor, Loyola
M5 Simone Goods, Illinois State

2018-19

N12 Lasha Petree, Bradley
N19 Janae Gonzales, Loyola
N26 Tamara Lee, Indiana State
D3 Janae Gonzales, Loyola
D10 TeTe Maggett, Illinois State
D17 Lasha Petree, Bradley
D26 TeTe Maggett, Illinois State
J2 TeTe Maggett, Illinois State
J7 Jasmine Franklin, Missouri State
J14 Jasmine Franklin, Missouri State
J21 Tamara Lee, Indiana State
J28 Lasha Petree, Bradley
F4 Allison Day, Loyola
F11 Lasha Petree, Bradley
F18 TeTe Maggett, Illinois State
F25 Jasmine Franklin, Missouri State
M4 Lasha Petree, Bradley
M11 Jasmine Franklin, Missouri State

2019-20

N11 Abby Feit, Evansville
N18 Kristina Cavey, UNI
N25 Sam Galanopoulos, Loyola
D2 Carie Weinman, Valparaiso
D9 Jamyra McChristine, Indiana State
D16 Lola Bracy, Evansville
D23 Kristina Cavey, UNI
J6 Mary Crompton, Illinois State
J13 Carie Weinman, Valparaiso
J20 Gabby Walker, Southern Illinois
J27 Juliunn Redmond, Illinois State
F3 Juliunn Redmond, Illinois State
F10 Juliunn Redmond, Illinois State
F17 Jamyra McChristine, Indiana State
F24 Kierra Collier, Drake
M2 Carie Weinman, Valparaiso
M9 Grace White, Valparaiso

PLAYERS OF THE WEEK/SCHOLAR-ATHLETE TEAMS

PLAYER OF THE WEEK SELECTIONS

Breakdown by School

104	Drake
87	Missouri State
60	Illinois State
48	Indiana State
44	Bradley
42	Wichita State
39	Creighton
39	Southern Illinois
37	Evansville
37	UNI
10	Eastern Illinois
5	Loyola
5	Western Illinois
1	Valparaiso

Most Selections, Career

18	Jackie Stiles, Missouri State
14	Lizzy Wendell, Drake
11	Kristi Cirone, Illinois State
11	Sara Rhine, Drake
10	Wanda Ford, Drake
9	Melanie Boeglin, Indiana State
9	Casey Garrison, Missouri State
8	Alex Harden, Wichita State
8	Becca HIttner, Drake
8	Jill Martin, Drake
6	Rachael Hackbarth, Drake
6	Jacqui Kalin, UNI
6	Jenni Lingor, Missouri State
6	Shyla Puelston, Evansville
6	Tricia Wakely, Drake
5	Jamie Gray, Evansville
5	Amy Rakers, Southern Illinois
5	Kiersten Miller, Drake
5	Kenzie Williams, Missouri State
4	Tammi Blackstone, Drake
4	Caryn Brune, Illinois State
4	Kyndal Clark, Drake
4	Becky Flynn, Creighton
4	Cassie Hager, UNI
4	Robin Hasemann, Western Illinois
4	Amy Hile, Indiana State
4	Petra Jackson, Southern Illinois
4	Jan Jensen, Drake
4	Kari Koch, Missouri State
4	Marla Maupin, Illinois State
4	Kasia McClendon, Southern Illinois
4	Kourtney Mennen, Indiana State
4	Christy Neneman, Creighton
4	Laura Spanheimer, Creighton
4	Allison Starr, UNI
4	Kristin Turk, Drake
4	Lasha Petree, Bradley

Most Selections, Single Season

7	Jackie Stiles, Missouri State (2000-01)
6	Rachael Hackbarth, Drake (2011-12)
6	Sara Rhine, Drake (2018-19)
5	Melanie Boeglin, Indiana State (2005-06)
5	Kristi Cirone, Illinois State (2008-09)
5	Wanda Ford, Drake (1985-86)
5	Alex Harden, Wichita State (2014-15)
5	Jacqui Kalin, UNI (2012-13)
5	Lizzy Wendell, Drake (2015-16)
5	Lizzy Wendell, Drake (2016-17)
4	Ashleen Bracey, Illinois State (2009-10)
4	Jill Martin, Drake (2007-08)
4	Jackie Stiles, Missouri St. (1998-99 & 1999-00)
4	Tricia Wakely, Drake (1994-95)
4	Lizzy Wendell, Drake (2014-15)
4	Becca Hittner, Drake (2018-19)
3	Bilqis Abdul-Qaadir, Indiana State (2013-14)
3	Kyndal Clark, Drake (2013-14)
3	Kristi Cirone, Illinois State (2007-08)
3	Wanda Ford, Drake (1984-85)
3	Casey Garrison, Missouri State (2009-10)
3	Jamie Gray, Evansville (2002-03)
3	Gabi Haack, Bradley (2019-20)
3	Kari Koch, Missouri State (2003-04)
3	Jill Martin, Drake (2005-06)
3	Marla Maupin, Illinois State (1984-85)
3	Shyla McKibbon, Evansville (1999-00)
3	Kourtney Mennen, Indiana State (2001-02)
3	Lasha Petree, Bradley (2019-20)
3	Amy Rakers, Southern Illinois (1989-90)
3	Sara Rhine, Drake (2017-18)
3	Tina Robbins, Missouri State (1993-94)
3	Jaleshia Roberson, Missouri State (2009-10)
3	Tyonna Snow, Missouri State (2015-16)
3	Jackie Stiles, Missouri State (1997-98)

SCHOLAR-ATHLETES FIRST-TEAM

1992-93

Tonya Baucom, Missouri State
Caryn Brune, Illinois State
Kelly Firth, Southern Illinois
Mindy Hendrickson, Creighton
Melody Howard, Missouri State
Julie Rittgers, Drake

1993-94

Becky Flynn, Creighton
Ann Hollingsworth, Wichita State
Melody Howard, Missouri State
Tina Robbins, Missouri State
Tricia Wakely, Drake

1994-95

Georgia Bottoms, Indiana State
Becky Flynn, Creighton
Julie Rittgers, Drake
Tricia Wakely, Drake
Melanie Ward, Illinois State

1995-96

Deana Alexander, Wichita State
Lisa Davies, Missouri State
Tricia Wakely, Drake
Melanie Ward, Illinois State
Carrie Welle, Creighton

1996-97

Heather Best, Bradley
Lisa Davies, Missouri State
Kiersten Miller, Drake
Jenny Schmidt, Illinois State
Carrie Welle, Creighton

1997-98

Heather Best, Bradley
Georgia Bottoms, Indiana State
Lisa Davies, Missouri State
Kiersten Miller, Drake
Jenny Schmidt, Illinois State
Carrie Welle, Creighton

1998-99

Heather Best, Bradley
Tammi Blackstone, Drake
Shyla McKibbon, Evansville
Haley Sames, Drake
Jenny Schmidt, Illinois State
Jackie Stiles, Missouri State

1999-00

Melaniece Bardley, Southern Illinois
Kim Bretz, Illinois State
Shyla McKibbon, Evansville
Tara Mitchem, Missouri State
Haley Sames, Drake
Courtney Sims, Wichita State
Jackie Stiles, Missouri State

2000-01

Jennifer Jolley, Bradley
Kristin Santa, Drake
Courtney Sims, Wichita State
Jackie Stiles, Missouri State
Angela Timmons, Creighton

2001-02

Lora Weber, Bradley (MVP)
Sara Bailey, Bradley
Carla Bennett, Drake
Jenny Burns, Creighton
Jennifer Kaczka, Wichita State
April Kirby, Indiana State
Kourtney Mennen, Indiana State

2002-03

Kourtney Mennen, Indiana State (MVP)
Carla Bennett, Drake
Jenny Burns, Creighton
Dayna Finch, Creighton
Jenna Hayes, Evansville
Kourtney Mennen, Indiana State
Katie Miller, UNI
Laura Spanheimer, Creighton

2003-04

Dayna Finch, Creighton (MVP)
Melanie Boeglin, Indiana State
Angela Buckner, Wichita State
Genny Mueller, Bradley
Laura Spanheimer, Creighton

2004-05

Laura Spanheimer, Creighton (MVP)
Melanie Boeglin, Indiana State
Nicole Lehman, Missouri State
Genny Mueller, Bradley
Angie Janis, Creighton

2005-06

Melanie Boeglin, Indiana State (MVP)
Sarah Klaassen, Missouri State
Erin Pauk, Southern Illinois
Kristen Weddle, Indiana State
Lindsay Whorton, Drake

2006-07

Laura Rudolphi, Indiana State (MVP)
Tahnee Balerio, Missouri State
Rachel Maenpaa, Indiana State
Rebekah Parker, Evansville
Lindsay Whorton, Drake

2007-08

Lindsay Whorton, Drake (MVP)
Kristi Cirone, Illinois State
Jill Martin, Drake
Rebekah Parker, Evansville
Laura Rudolphi, Indiana State

2008-09

Kelsey Luna, Indiana State (MVP)
Ashley Austin, Evansville
Kristi Cirone, Illinois State
Shannon Novosel, Evansville
Marcy Sudbeck, Wichita State

2009-10

Kelsey Luna, Indiana State (MVP)
Jacqui Kalin, UNI
Maggie Krick, Illinois State
Sam Schuett, Creighton
Jenny Van Kirk, Bradley

2010-11

Jacqui Kalin, UNI (MVP)
Lizzie Boeck, UNI
Kelsie Cooley, Indiana State
Sam Schuett, Creighton
Kelsey Woodard, Creighton

2011-12

Lacey Boshe, Missouri State (MVP)
Karly Buer, Missouri State
Sarah Nelson, Creighton
Shannon Thomas, Indiana State
MacKenzie Westcott, Bradley

2012-13

Jacqui Kalin, UNI (MVP)
Karly Buer, Missouri State
Anna Munn, Indiana State
Sarah Nelson, Creighton
Taylor Whitley, Indiana State
Katie Yohn, Bradley

2013-14

Anna Munn, Indiana State (MVP)
Brooke Brown, UNI
Chloe Nelson, Illinois State
Kenzie Williams, Missouri State
Michelle Young, Bradley

2014-15

Kenzie Williams, Missouri State (MVP)
Brooke Brown, UNI
Caitlin Ingle, Drake
Kelsey Jacobs, Wichita State
Madison Weekly, UNI
Michelle Young, Bradley

2015-16

Madison Weekly, UNI (MVP)
Caitlin Ingle, Drake
Rishonda Napier, Southern Illinois
Kim Nebo, Southern Illinois
Kenzie Williams, Missouri State

2016-17

Madison Weekly, UNI (MVP)
Liza Fruendt, Missouri State
Caitlin Ingle, Drake
Rishonda Napier, Southern Illinois
Kim Nebo, Southern Illinois

2017-18

Sara Rhine, Drake (MVP)
Dani Franklin, Valparaiso
Liza Fruendt, Missouri State
Kylie Giebelhausen, Southern Illinois
Becca Hittner, Drake

2018-19

Sara Rhine, Drake (MVP)
Chelsea Brackmann, Bradley
Danielle Gitzen, Missouri State
Becca Hittner, Drake
Ellie Howell, UNI

2019-20

Sara Rhine, Drake (MVP)
Gabi Haack, Bradley
Becca Hittner, Drake
Makenzie Silvey, Southern Illinois
Lexi Wallen, Illinois State
Alexa Willard, Missouri State

12 Conference History (116-135).indd 128 11/3/2020 10:18:21 AM

COACHING HONORS/RECORDS

COACH OF THE YEAR

1985	Jill Hutchison, Illinois State
	Melinda Fischer, Illinois State
1986	Cindy Scott, Southern Illinois
1987	Cindy Scott, Southern Illinois
	Valerie Goodwin-Colbert, Missouri State
1988	Andrea Myers, Indiana State
1989	Jill Hutchison, Illinois State
1990	Lisa Boyer, Bradley
1991	Cheryl Burnett, Missouri State
1992	Cheryl Burnett, Missouri State
1993	Linda Hargrove, Wichita State
1994	Cheryl Burnett, Missouri State
1995	Lisa Bluder, Drake
1996	Jill Hutchison, Illinois State
1997	Lisa Bluder, Drake
1998	Lisa Bluder, Drake
1999	Kathi Bennett, Evansville
2000	Darryl Smith, Wichita State
2001	Lisa Stone, Drake
2002	Connie Yori, Creighton
2003	Jim Wiedie, Indiana State
2004	Robin Pingeton, Illinois State
2005	Tony DiCecco, UNI
2006	Jim Wiedie, Indiana State
2007	Dana Eikenberg, Southern Illinois
2008	Tricia Cullop, Evansville
2009	Paula Buscher, Bradley
2010	Robin Pingeton, Illinois State
2011	Tanya Warren, UNI
2012	Stephanie Glance, Illinois State
2013	Jody Adams, Wichita State
2014	Tanya Warren, UNI
2015	Jody Adams, Wichita State
2016	Tanya Warren, UNI
2017	Jennie Baranczyk, Drake
2018	Jennie Baranczyk, Drake
2019	Kellie Harper, Missouri State
2020	Amaka Agugua-Hamilton, Missouri State

ALL-TIME COACHES WINNING PERCENTAGE

(All games since 1982-83, minimum 75 games)

Name, School (Years)	Rec.	Pct.
Carole Baumgarten, Drake (1983-86)	88-29	.752
Lisa Stone, Drake (2000-03)	64-27	.703
Cheryl Burnett, Missouri State (1988-02)	319-136	.701
Cindy Scott, Southern Illinois (1983-98)	353-153	.698
Jennie Baranczyk, Drake (2013-	**174-84**	**.674**
Stephanie Glance, Illinois State (2011-13)	67-35	.657
Robin Pingeton, Illinois State (2003-10)	144-80	.643
Lisa Bluder, Drake (1991-00)	188-105	.642
Barbara Hilke, Eastern Illinois (1983-92)	231-147	.611
Jim Flanery, Creighton (2002-13)	215-137	.610
Katie Abrahamson-Henderson, Missouri State (2002-07)	95-61	.609
Kellie Harper, Missouri State (2014-19)	118-79	.599
Connie Yori, Creighton (1993-02)	170-115	.596
Jim Wiedie, Indiana State (2001-10)	155-109	.587
Jody Adams, Wichita State (2009-2017)	161-115	.583
Tanya Warren, UNI (2008-	**243-177**	**.579**
Kristen Gillespie (2017-	**52-38**	**.578**
Andrea Gorski, Bradley (2016-	**67-54**	**.554**
Jill Hutchison, Illinois State (1983-99)	277-224	.552
Teri Moren, Indiana State (2011-14)	69-57	.548

Records include games played since 1982-83, the first year of the Gateway Conference. All-time coaching marks include only years in which the coaches' team was a conference member. Gateway from 1983-92; Missouri Valley from 1993-present.

ALL-TIME COACHING MARKS

(Since beginning of league play in 1982-83)

Name, School (Years)	League	Overall
Katie Abrahamson-Henderson, Missouri State (2002-07)	52-38	95-61
Kate Achter, Loyola (2016-	**18-54**	**37-83**
Jody Adams, Wichita State (2009-17)	86-63	161-115
Amaka Agugua-Hamilton, Missouri State (2019-	**16-2**	**26-4**
Jane Albright, Wichita State (2003-08)	24-66	48-95
J.D. Anderson, UNI (1983-84)	1-17	19-36
Jennie Baranczyk, Drake (2013-	**110-34**	**174-84**
Carole Baumgarten, Drake (1983-86)	48-6	88-29
Angela Beck, Bradley (1984-86)	24-30	38-44
Julie Beck, Southern Illinois (1999-00)	10-26	14-41
Kathi Bennett, Evansville (1997-00)	28-44	51-61
Lisa Bluder, Drake (1991-00)	116-60	187-106
Lisa Boyer, Bradley (1987-96)	76-100	124-149
Michael Brooks, Bradley (2013-16)	22-50	37-84
Bo Browder, Evansville (1996)	1-8	2-8
Kathryn Bunnell, Wichita State (1983)	–	16-12
Cheryl Burnett, Missouri State (1988-02)	201-65	319-136
Paula Buscher, Bradley (2001-11)	91-125	167-188
Terri Clark, Western Illinois (1983-85)	8-28	19-70
Tricia Cullop, Evansville (2001-08)	73-71	123-110
Tony DiCecco, UNI (1996-07)	117-99	183-161
Tracey Dorow, Valparaiso (2017-18)	5-13	13-18
Dana Eikenberg, Southern Illinois (2004-2009)	33-56	53-92
Oties Epps, Evansville (2011-16)	26-62	44-106
Mary Evans, Valparaiso (2018-	**12-24**	**25-36**
Jim Flanery, Creighton (2002-13)	131-67	215-137
Donna Freitag, Bradley (1997-00)	16-56	37-69
Marti Gasser, Missouri State (1983)	–	10-18
Kristen Gillespie, Illinois State (2017-	**30-24**	**52-38**
Andrea Gorski, Bradley (2016-	**36-36**	**67-54**
Stephanie Glance, Illinois State (2011-13)	61-27	38-16
V. Goodwin-Colbert, Missouri State (1984-87)	34-38	48-63
Vicki Hall, Indiana State (2018-	**8-28**	**16-44**
Karen Harden, Wichita State (1984-89)	42-66	63-98
Linda Hargrove, Wichita State (1990-98, 2017)	80-91	122-142
Kellie Harper, Missouri State (2014-19)	78-30	118-79
Barbara Hilke, Eastern Illinois (1983-92)	88-74	231-147
Kelly Hill, Western Illinois (1987-92)	27-81	45-115
Jill Hutchison, Illinois State (1983-99)	170-104	277-224
Terri Lasswell, UNI (1990-95)	15-89	35-125
Kathy Markey, Western Illinois (1986)	1-17	4-23
Kim Mayden, UNI (1985-89)	19-71	36-96
Nyla Milleson, Missouri State (2008-13)	59-49	105-87
Faith Mimnaugh, Evansville (1995-96)	3-24	5-37
Teri Moren, Indiana State (2011-14)	41-31	69-57
Misty Murphy, Evansville (2008-11)	8-46	27-67
Andi Myers, Indiana State (1983-89)	45-63	85-109
Lori Opp, Southern Illinois (2001-04)	11-61	23-85
Robin Pingeton, Illinois State (2003-10)	80-46	144-80
Cheryl Reeve, Indiana State (1996-01)	37-53	66-77
Kay Riek, Indiana State (1990-95)	40-64	66-96
Matt Ruffing, Evansville (2015-	**10-64**	**25-99**
Cindy Scott, Southern Illinois (1983-98)	199-67	353-153
Barb Smith, Illinois State (2014-17	20-52	28-93
Darryl Smith, Wichita State (1999-03)	48-42	74-68
Cindy Stein, Southern Illinois (2014-	**62-64**	**106-108**
Amy Stephens, Drake (2003-12)	87-75	151-129
Lisa Stone, Drake (2001-2003)	42-12	64-27
Joe Stowall, Bradley (1983)	–	14-14
Sheryl Swoopes, Loyola (2014-16)	23-43	27-62
Missy Tiber, Southern Illinois (2010-13)	9-63	20-100
Tanya Warren, UNI (2008-	**153-81**	**243-177**
Joey Wells, Indiana State (2015-18)	22-34	44-59
Jim Wiedie, Indiana State (2001-10)	96-66	155-109
Connie Yori, Creighton (1993-02)	109-67	170-115
Jenny Yopp, Illinois State (2000-03)	16-56	25-83
Susan Yow, Drake (1987-90)	41-31	51-58

12 Conference History (116-135).indd 129 11/3/2020 10:18:21 AM

COACHING HONORS/RECORDS

ALL-TIME COACHES WIN PCT. (LEAGUE GAMES)

(Minimum 50 games)

Name, School (Years)	Rec.	Pct.
Carole Baumgarten, Drake (1983-86)	48-6	.889
Lisa Stone, Drake (2000-03)	42-12	.778
Jennie Baranczyk, Drake (2013-	**110-34**	**.764**
Cheryl Burnett, Missouri State (1988-02)	201-65	.756
Cindy Scott, Southern Illinois (1983-98)	199-67	.748
Kellie Harper, Missouri State (2014-19)	78-30	.722
Stephanie Glance, Illinois State (2011-13)	38-16	.704
Jim Flanery, Creighton (2002-13)	131-67	.662
Lisa Bluder, Drake (1991-00)	116-60	.659
Tanya Warren, UNI (2008-	**153-81**	**.654**
Robin Pingeton, Illinois State (2003-10)	80-46	.635
Jill Hutchison, Illinois State (1983-99)	170-104	.620
Connie Yori, Creighton (1993-02)	109-67	.619
Jim Wiedie, Indiana State (2001-10)	96-66	.593
Katie Abrahamson-Henderson, Missouri State (2002-07)	52-38	.578
Jody Adams, Wichita State (2009-17)	86-63	.577
Teri Moren, Indiana State (2011-14)	41-31	.569
Susan Yow, Drake (1987-90)	41-31	.569
Kristen Gillespie, Illinois State (2017-	**30-24**	**.556**
Nyla Milleson, Missouri State (2008-13)	59-49	.546
Barbara Hilke, Eastern Illinois (1983-92)	88-74	.543
Tony DiCecco, UNI (1996-07)	117-99	.542
Amy Stephens, Drake (2003-11)	87-75	.537
Darryl Smith, Wichita State (1999-03)	48-42	.533

CURRENT COACHES IN NCAA TOURNAMENT

Name, School (Years)	W-L	Pct.
Jennie Baranczyk, Drake (3)	0-3	.000
Tanya Warren, UNI (3)	0-3	.000

MOST COACHING WINS (LEAGUE GAMES)

Name, School (Years)	No.
Cheryl Burnett, Missouri State (1988-02)	201
Cindy Scott, Southern Illinois (1983-98)	199
Jill Hutchison, Illinois State (1983-99)	170
Tanya Warren, UNI (2008-	**153**
Jim Flanery, Creighton (2003-13)	131
Tony DiCecco, UNI (1996-07)	117
Lisa Bluder, Drake (1991-00)	116
Jennie Baranczyk, Drake (2013-	**110**
Connie Yori, Creighton (1993-02)	109
Jim Wiedie, Indiana State (2001-10)	96
Paula Buscher, Bradley (2001-11)	91
Barbara Hilke, Eastern Illinois (1983-92)	88
Amy Stephens, Drake (2003-11)	87
Jody Adams, Wichita State (2009-17	86

MOST COACHING WINS (ALL GAMES)

(Since 1982-83)

Name, School (Years)	No.
Cindy Scott, Southern Illinois (1983-98)	353
Cheryl Burnett, Missouri State (1988-02)	319
Jill Hutchison, Illinois State (1983-99)	277
Tanya Warren, UNI (2008-	**243**
Barbara Hilke, Eastern Illinois (1983-92)	231
Jim Flanery, Creighton (2002-13)	190
Lisa Bluder, Drake (1991-00)	187
Tony DiCecco, UNI (1996-07)	183
Jennie Baranczyk, Drake (2013-	**174**
Connie Yori, Creighton (1993-02)	170
Paula Buscher, Bradley (2001-11)	167
Jody Adams, Wichita State (2009-17)	161
Jim Wiedie, Indiana State (2001-10)	155

MOST COACHING WINS, 1ST-YEAR COACHES

Name, School (Years)	League	Overall
Amaka Agugua-Hamilton, Missouri State (2019-20)	16-2	26-4
Jim Flanery, Creighton (2002-03)	13-5	24-9
Stephanie Glance, Illinois State (2010-11)	12-6	24-11
Lisa Stone, Drake (2000-01)	16-2	23-7
Connie Yori, Creighton (1992-93)	12-4	20-8
Katie Abrahamson-Henderson, Missouri State (2002-03)	11-7	18-13
Joey Wells, Indiana State (2014-15)	7-11	17-13
Darryl Smith, Wichita State (1998-99)	10-8	16-12
Donna Freitag, Bradley (1996-97)	9-9	16-12
Robin Pingeton, Illinois State (2003-04)	9-9	16-13
Amy Stephens, Drake (2003-04)	11-7	16-15
Teri Moren, Indiana State (2010-11)	8-10	16-16
Lisa Boyer, Bradley (1986-87)	10-8	15-13
Misty Murphy, Evansville (2008-09)	4-14	15-19
Karen Harden, Wichita State (1983-84)	12-6	14-14
Michael Brooks, Bradley (2012-13)	8-10	14-16
Kristen Gillespie, Illinois State (2017-18)	8-10	14-16
Kellie Harper, Missouri State (2013-14)	8-10	14-17
Matt Ruffing, Evansville (2016-17)	8-10	14-17
Tricia Cullop, Evansville (2000-01)	8-10	13-15
Andi Myers, Indiana State (1982-83)	–	13-15
Lisa Bluder, Drake (1990-91)	10-8	13-17
Tanya Warren, UNI (2007-08)	8-10	13-18
Jody Adams, Wichita State (2008-09)	4-14	13-18
Valerie Goodwin, Missouri State (1983-84)	8-10	12-16
Andrea Gorski, Bradley (2016-17)	7-11	12-19
Vicki Hall, Indiana State (2018-19)	5-13	11-19
Nyla Milleson, Missouri State (2007-08)	9-9	11-19
Jennie Baranczyk, Drake (2012-13)	5-13	11-20
Sheryl Swoopes, Loyola (2013-14)	6-10	11-21
Paula Buscher, Bradley (2000-01)	5-13	10-17
Barb Smith, Illinois State (2013-13)	8-10	10-20
Jim Wiede, Indiana State (2000-01)	7-11	9-13
Mary Evans, Valparaiso (2018-19)	3-15	8-24
Missy Tiber, Southern Illinois (2009-10)	4-14	5-24
Cindy Stein, Southern Illinois (2013-14)	3-10	5-25
Oties Epps, Evansville (2011-12)	2-16	5-25
Dana Eikenberg, Southern Illinois (2004-05)	1-17	3-24
Kate Achter, Loyola (2016-17)	1-17	2-28

LEAGUE COACHES' LONGEVITY

Name, School (Years)	Years
*Jill Hutchison, Illinois State (1983-99)	17 (28)
*Cindy Scott, Southern Illinois (1983-98)	16 (21)
Cheryl Burnett, Missouri State (1988-02)	15
Tanya Warren, UNI (2008-	**13**
Paula Buscher, Bradley (2001-11)	12
Jim Flanery, Creighton (2003-13)	12
Tony DiCecco, UNI (1996-07)	11
Lisa Bluder, Drake (1991-00)	10
Lisa Boyer, Bradley (1987-96)	10
Barbara Hilke, Eastern Illinois (1983-92)	10
Amy Stephens, Drake (2003-11)	10
Jim Wiedie, Indiana State (2001-10)	10
Connie Yori, Creighton (1993-02)	10
Linda Hargrove, Wichita State (1990-98, 2017)	10
Jody Adams, Wichita State (2009-17)	9
Jennie Baranczyk, Drake (2013-	**8**
Tricia Cullop, Evansville (2001-08)	8
Andi Myers, Indiana State (1983-89)	7
Robin Pingeton, Illinois State (2003-10)	7
Cindy Stein, Southern Illinois (2014-	**7**

*Number in parentheses represents all years at member institution
Bold indicates active coach

12 Conference History (116-135).indd 130 11/3/2020 10:18:21 AM

IN THE PROS/TRIPLE-DOUBLES

MVC'S PROFESSIONAL PLAYERS

The following lists include only players who played in either the Gateway (1983-92) or in the Missouri Valley (1993-present) conferences.

Bradley:
Carrie Coffman - Peru, Guatemala, Dominican Republic, Iceland, Puerto Rico, (1996-2005)
Jenn Jolley - France (2002-05)
Leah Kassing - Lotos Gdynia in Poland (2012-14)
Leti Lerma - St. Louis Surge (2017-18)
MacKenzie Westcott - Leicester Riders in England (2012-14)
Dena Williams - Amsterdam (2005)
Katie Yohn - Germany (2013-18); Australia (2019)

Drake:
Maddy Dean - Cyprus (2020)
Jan Jensen - Germany (1991-92)
Wanda Ford - Brazil, Italy, France, Sweden and Italy (1986-2002)
Carla Bennett - Minnesota Lynx (2003)
Jill Martin - Ireland (2008-09); Luxembourg (2009-10); Finland (2010-11)
Kristin Turk - Sweden (2011-12)
Caitlin Ingle - Denmark (2017)
Sara Rhine - Spain (2020-21)
Becca Hittner - Spain (2020-21)

Evansville:
Sara Dickey - Portugal (2017-18)
Shinko Ono - Japan Energy (2002)
Rebekah Parker - Finland (2008)
Camary Williams - Malaysia (2018)

Illinois State:
Cathy Boswell - Germany (1984-86); ABL Atlanta Glory (1997-98); ABL Chicago Condors (1998-99)
Caryn Brune - Israel (1993-94)
Kristi Cirone - Connecticut Sun (2009)
Octavia Crump - Spain (2016)
Lashawn Johnson - Romania (2012-13)
Cindy Kaufmann - Finland (1991-92)
Simone Goods - Spain (2019)
Char Govan - Denmark (1989-91)
Hannah Green - Sweden (2018)
Marla Maupin - Sweden, Turkey, Australia, France (1988-98)
Nadia Peruch - France (2002-03)
Jamie Russell - Czech Republic (2013-17)
Jenny Schmidt - Kansas City Legacy (2000-03)
Colleene Smith- Spain (2016)
Sophie Tirtiaux - Belgium (2007-10)

Indiana State:
Wendi Bibbins - Germany (2019-20)
Melanie Boeglin - Sweden (2006-07); Spain (2008)
Cierra Ceazer - United Kingdom (2018-20)
Freja Christensen - Denmark (2018-20)
Travecia Franklin - Germany (2016)
Barbara Graves - USA (1985); Scotland and Ireland (1985-86)
Rachel Maenpaa - Australia (2018-20)
Deja Mattox - Europe (2016)
Anna Munn - USA (2018)
Brittany Schoen - Iceland (2013)
Marian Skeikh - Denmark (2017-19)
Chelsea Small - Australia (2017); Germany (2016-18); UK (2019-20)
Ashley Taia - Australia (2019)
Shannon Thomas - Spain (2013)

Loyola:
Troy Hambric - Puerto Rico (2014)
Taylor Manuel - Turkey (2017); USA (2018)

Missouri State:
Aubrey Buckley - Denmark (2018-19)
LaWaynta Dawson - Luxembourg (1991-93)
Melody Howard - Colorado X-plosion (1996-99)
Jackie Stiles - Portland Fire (2001); LA Sparks (2002); Australia (2006)
Tara Mitchem - New York Liberty (2001)
Jenni Lingor - Detroit Shock (2005-06)
Bry Snow - Morocco (2014-16)
Tyonna Snow - Finland (2016-17)
Alexa Willard - Greece (2020)

UNI:
Jacqui Kalin - Israel's Ramat Hasharon (2013-2015)

Southern Illinois:
Amy Rakers - Japan
Anita Scott - Switzerland & Greece
D.D. Plab - Ireland
Petra Jackson - Illinois Knights (1993-95)
Nicole Martin- Switzerland
Molly McDowell - Holland, Amsterdam
Rishonda Napier - Serbia, Bosnia, Romania
Christine Presswood - Jacksonville Surf
Dyana Pierre - Finland, Sweden, Canada, France

Wichita State:
Ann Hollingsworth - Switzerland
Kim Evans - Switzerland
Haleigh Lankster - Montenegro
Alex Harden - Phoenix Mercury

TRIPLE-DOUBLES (13)

Bradley (2):
Tammy Van Oppen (1/31/96 vs. Southern Ill., 21 pts., 10 reb., 10 assts.)
Shelli Braud (2/13/88 vs. UNI, 14 pts., 10 reb., 11 assts.)

Creighton (2):
Becky Flynn (1/11/94 at Missouri, 13 pts., 11 reb., 12 assts.)
Laura Spanheimer (1/8/04 vs. Indiana St., 12 pts., 10 reb.,11 assts.)

Drake (1):
Caitlin Ingle (1/30/15 vs. Missouri State, 14 pts., 11 reb., 10 assts.)

Illinois State (2):
Tami Baalke (2/22/91 at W. Illinois, 15 pts., 10 reb., 10 assts.)
Cathy Beesley (1/24/85 at Bradley, 15 pts., 15 assts., 11 stl.)

Indiana State (1):
Amy Walker (2/18/95 at Illinois State, 13 pts., 10 reb., 10 assts.)

Missouri State (2):
Carly Deer (1/23/99 vs. Drake, 11 pts., 10 reb., 10 assts.)
Casey Garrison (12/8/09 vs. Tulsa, 11 pts., 11 reb., 13 assts.)

UNI (1):
Kris Huffman (1/31/86 vs. E. Illinois, 12 pts., 10 reb., 10 assts.)

Wichita State (2):
LaTeesha Hill (2/23/99 vs. Southern Ill., 13 pts., 10 reb., 10 assts.)
Kim Evans (2/25/96 vs. Creighton, 23 pts., 10 reb., 11 assts.)

12 Conference History (116-135).indd 131 11/3/2020 10:18:22 AM

ALL-AMERICANS

MVC'S ALL-AMERICANS

Bradley:
Judy Burns (First Team Academic All-American, 1983)
Chelsea Brackmann (Second Team Senior Class Award, 2020)

Creighton:
Becky Flynn (Second Team Academic All-American, 1995)
Carrie Welle (Second Team Academic All-American, 1998)
Laura Spanheimer (NIT All-Tournament, 2002-2003)

Drake:
Jan Krieger (H.M. Academic All-American, 1982)
Connie Newlin (Second Team Academic All-American, 1982)
Laura Leonard (H.M. Academic All-American, 1983)
Kay Riek (H.M. Academic All-American, 1984)
Wanda Ford (NWIT All-American, 1985; Kodak All-American, 1986)
Julie Fitzpatrick (NWIT All-American, 1985; Third Team Academic All-American, 1989)
Jan Jensen (Kodak Honorable Mention All-American, 1991; First Team Academic All-American, 1990 and 1991; National Academic Player of the Year, 1991)
Tricia Wakely (Second Team Academic All-American, 1995; H.M. All-American, 1996; First Team Academic All-American, 1996; National Academic Player of the Year, 1996)
Kristi Kinne (H.M. Kodak Academic All-American, 1995)
Kiersten Miller (H.M. Kodak All-American, 1997 & 1998; H.M. Basketball Times All-American, 1998)
Tammi Blackstone (H.M. AP, 1999)
Carla Bennett (H.M. Kodak All-American, 2001)
Lindsay Whorton (First Team Academic All-American, 2008)
Rachael Hackbarth (Honorable Mention All-American, 2012)
Lizzy Wendell (Honorable Mention All-American for AP and WBCA, 2017; Senior CLASS All-American First Team)
Sara Rhine (1st Team Academic All-American, 2019; 3rd Team Academic All-American, 2018)
Becca Hittner (Honorable Mention All-American for WBCA, 2020; Honorable Mention All-American for WBCA, 2019; 3rd Team Academic All-American, 2019)

Evansville:
Debbie Roberts-Shultz (Third Team Academic All-American, 1988)
Amy Humphries (First Team Academic All-American, 1990 and 1991)
Rebekah Parker (Lowe's Senior CLASS, 2008)

Illinois State:
Cathy Boswell (WBCA, 1983)
Katie Donovan (Canadian Young Women's National Team, 2003)
Kristi Cirone (H.M. WBCA All-American, 2009)

Indiana State:
Amy Hile (H.M. Academic All-American, 1986)
Amy Vanderkolk (Academic All-American, 1988-89)
Melanie Boeglin (H.M. Associated Press, 2006; First Team Academic All-American, 2006; H.M. Kodak All-American, 2006)
Laura Rudolphi (Third Team Academic All-American, 2007; First Team Academic All-American, 2008)
Kelsey Luna (Second Team Academic All-American, 2009)

Missouri State:
Melody Howard (H.M. Kodak All-American; 1992 and 1994; Third Team Academic All-American, 1993; Second Team Academic All-American, 1994)
Secelia Winkfield (H.M. Kodak All-American, 1993)
Tina Robbins (H.M. Kodak All-American, 1994)
LaTanya Davis (H.M. Kodak All-American, 1996)
Lisa Davies (Second Team Academic All-American, 1997; First Team Academic All-American, 1998; USBWA Scholar Athlete of the Year, 1998; National Academic Player of the Year, 1998)
Nicole Lehman (Second Team Academic All-American, 2004)
Sarah Klaassen (Second Team Academic All-American, 2006)
Jackie Stiles (1998: Women's Basketball Journal, All-Freshman First Team; H.M. Basketball Times All-American; Basketball Times All-Freshman First Team 1999: Third Team Associated Press; Third Team Women's Basketball Journal; First Team Women's Basketball News Service; H.M. Kodak All-American 2000: Second Team Academic All-American; First Team USBWA All-American; First Team Women's Basketball News Service; Second Team Associated Press; Third Team Women's Basketball Journal; H.M. Kodak All-American 2001: Wade Trophy; ESPN Shooting Guard of the Year; First Team Academic All-American; National Player of the Year, Women's Basketball News Service; Second Team Women's Basketball Journal; First Team Associated Press; First Team Kodak All-America)
Lacey Boshe (Second Team Academic All-American, 2012)

UNI:
Katie Miller (Third Team Academic All-American, 2003)
Jacqui Kalin (Second Team Academic All-American, 2011; First Team All-American, 2013)

Wichita State:
Jenny Parr (Third Team Academic All-American, 1985)
Marcy Sudbeck (Second Team Academic All-American, 2009)
Alex Harden (Honorable Mention AP All-American, 2015)

12 Conference History (116-135).indd 132 11/3/2020 10:18:22 AM

NCAA ATTENDANCE RANKINGS

1992-93

No.	Team	Avg.
1.	**Missouri State**	**7,421**
50.	**Drake**	**1,195**

No.	Conference	Avg.
1.	Big Ten	2,599
2.	Southeastern	2,090
3.	Southwest	1,939
4.	Pacific-10	1,694
5.	Atlantic Coast	1,691
6.	**The Valley**	**1,597**

1993-94

No.	Team	Avg.
1.	Ohio State	8,411
2.	**Missouri State**	**8,191**
38.	**Drake**	**1,533**

No.	Conference	Avg.
1.	Big Ten	2,926
2.	Southwest	2,677
3.	Southeastern	2,312
4.	Pacific-10	2,068
5.	Big Sky	1,836
6.	Big Eight	1,788
7.	**The Valley**	**1,780**

1994-95

No.	Team	Avg.
1.	Tennessee	8,032
2.	Texas	8,009
3.	Connecticut	7,956
4.	Texas Tech	7,386
5.	**Missouri State**	**7,186**
24.	**Drake**	**2,366**

No.	Conference	Avg.
1.	Big Ten	3,137
2.	Southwest	3,042
3.	Southeastern	2,439
4.	Pacific-10	2,055
5.	Big Eight	2,006
6.	Atlantic Coast	1,887
7.	**The Valley**	**1,845**

1995-96

No.	Team	Avg.
1.	Connecticut	8,183
2.	Tennessee	8,042
3.	Texas Tech	7,932
4.	Wisconsin	7,884
5.	Texas	7,495
6.	Penn State	7,448
7.	**Missouri State**	**7,108**
35.	**Illinois State**	**2,196**
36.	**Drake**	**2,102**

No.	Conference	Avg.
1.	Big Ten	3,639
2.	Southwest	2,883
3.	Southeastern	2,630
4.	Pacific-10	2,359
5.	Atlantic Coast	1,951
6.	Big Eight	1,937
7.	Big East	1,700
8.	**The Valley**	**1,539**

1996-97

No.	Team	Avg.
1.	Tennessee	10,500
2.	Connecticut	10,474
3.	Wisconsin	8,536
4.	Texas Tech	7,876
5.	Texas	7,467
8.	**Missouri State**	**6,780**
27.	**Drake**	**3,119**
41.	**Illinois State**	**2,139**

No.	Conference	Avg.
1.	Big Ten	4,127
2.	Big Twelve	3,272
3.	Southeastern	2,981
4.	Pacific-10	2,278
5.	Atlantic Coast	2,014
6.	Big East	1,962
7.	**The Valley**	**1,663**

1997-98

No.	Team	Avg.
1.	Tennessee	14,969
2.	Connecticut	10,744
3.	Wisconsin	10,455
4.	Texas Tech	7,946
5.	**Missouri State**	**7,751**
25.	**Drake**	**3,304**

No.	Conference	Avg.
1.	Big Ten	4,139
2.	Southeastern	3,581
3.	Big Twelve	3,428
4.	Big East	2,206
5.	Pacific-10	2,165
6.	**The Valley**	**2,012**

1998-99

No.	Team	Avg.
1.	Tennessee	16,565
2.	Connecticut	20,863
3.	Purdue	9,681
4.	Texas Tech	8,051
5.	**Missouri State**	**7,613**
24.	**Drake**	**3,456**

No.	Conference	Avg.
1.	Big Ten	4,530
2.	Big Twelve	3,737
3.	Southeastern	3,393
4.	Pacific-10	2,246
5.	Big East	2,223
6.	Atlantic Coast	2,065
7.	**The Valley**	**1,973**

1999-00

No.	Team	Avg.
1.	Tennessee	15,341
2.	Texas Tech	12,741
3.	Connecticut	11,632
4.	Iowa State	11,184
5.	Purdue	9,428
9.	**Missouri State**	**7,612**
24.	**Drake**	**3,620**
50.	**Wichita State**	**1,870**

No.	Conference	Avg.
1.	Big Twelve	4,720
2.	Big Ten	4,328
3.	Southeastern	3,330
4.	Pacific-10	2,393
5.	Big East	2,327
6.	Mountain West	2,237
7.	Atlantic Coast	2,180
8.	**The Valley**	**2,149**

2000-01

No.	Team	Avg.
1.	Tennessee	15,510
2.	Texas Tech	12,660
3.	Connecticut	12,265
4.	Iowa State	11,370
5.	New Mexico	8,712
6.	**Missouri State**	**8,435**
29.	**Drake**	**3,400**

No.	Conference	Avg.
1.	Big Twelve	5,030
2.	Big Ten	4,173
3.	Southeastern	3,353
4.	Big East	2,813
5.	Atlantic Coast	2,670
6.	Mountain West	2,492
7.	Pacific-10	2,404
8.	**The Valley**	**2,166**

2001-02

No.	Team	Avg.
1.	Tennessee	14,295
2.	Texas Tech	12,545
3.	Connecticut	11,907
4.	Iowa State	10,296
5.	New Mexico	9,229
10.	**Missouri State**	**6,895**
28.	**Drake**	**3,370**

No.	Conference	Avg.
1.	Big Twelve	5,331
2.	Big Ten	4,440
3.	Southeastern	3,501
4.	Big East	2,970
5.	Mountain West	2,599
6.	Pacific-10	2,308
7.	Atlantic Coast	2,377
8.	**The Valley**	**2,112**

2002-03

No.	Team	Avg.
1.	Connecticut	12,859
2.	Tennessee	12,585
3.	Texas Tech	12,259
4.	New Mexico	11,896
5.	Iowa State	9,632
12.	**Missouri State**	**6,576**
34.	**Drake**	**3,228**

No.	Conference	Avg.
1.	Big Twelve	5,030
2.	Big Ten	4,447
3.	Southeastern	3,764
4.	Mountain West	3,022
5.	Big East	2,825
6.	Atlantic Coast	2,496
7.	Pacific-10	2,449
8.	**The Valley**	**2,010**

2003-04

No.	Team	Avg.
1.	Tennessee	14,403
2.	Connecticut	13,435
3.	Texas Tech	12,577
4.	New Mexico	11,865
5.	Purdue	10,105
11.	**Missouri State**	**6,677**
39.	**Drake**	**2,761**

No.	Conference	Avg.
1.	Big Twelve	5,381
2.	Big Ten	5,085
3.	Southeastern	3,945
4.	Big East	3,089
5.	Atlantic Coast	2,854
6.	Mountain West	2,783
7.	Pacific-10	2,469
8.	**The Valley**	**2,186**

2004-05

No.	Team	Avg.
1.	Tennessee	13,449
2.	Connecticut	12,826
3.	Texas Tech	12,601
4.	New Mexico	10,674
5.	Minnesota	9,020
11.	**Missouri State**	**6,874**
38.	**Indiana State**	**2,808**

No.	Conference	Avg.
1.	Big Twelve	5,180
2.	Big Ten	4,998
3.	Southeastern	3,799
4.	Big East	3,290
5.	Atlantic Coast	2,654
6.	Mountain West	2,326
7.	Pacific-10	2,295
8.	**The Valley**	**2,195**

2005-06

No.	Team	Avg.
1.	Tennessee	15,356
2.	Texas Tech	11,935
3.	Connecticut	11,521
4.	New Mexico	10,354
5.	Minnesota	8,329
13.	**Missouri State**	**6,341**
29.	**Indiana State**	**3,815**

No.	Conference	Avg.
1.	Big 12	4,980
2.	Big Ten	4,697
3.	Southeastern	4,061
4.	Big East	2,869
5.	Atlantic Coast	2,845
6.	Mountain West	2,631
7.	**The Valley**	**2,226**

2006-07

No.	Team	Avg.
1.	Tennessee	14,678
2.	Connecticut	10,802
3.	Texas Tech	10,668
4.	Oklahoma	10,437
5.	New Mexico	9,582
18.	**Missouri State**	**5,419**
34.	**Indiana State**	**3,610**

No.	Conference	Avg.
1.	Big 12	5,170
2.	Big Ten	4,321
3.	Southeastern	3,926
4.	Atlantic Coast	3,357
5.	Big East	2,958
6.	Mountain West	2,631
7.	Pacific-10	2,236
8.	**The Valley**	**2,105**

2007-08

No.	Team	Avg.
1.	Tennessee	15,796
2.	Connecticut	10,479
3.	Oklahoma	9,964
4.	Iowa State	9,388
5.	Purdue	8,871
20.	**Missouri State**	**5,158**
35.	**Indiana State**	**3,647**
44.	**Drake**	**2,728**

No.	Conference	Avg.
1.	Big 12	5,001
2.	Big Ten	4,204
3.	SEC	4,011
4.	ACC	3,098
5.	Big East	2,587
6.	Mountain West	2,540
7.	Pac-10	2,314
8.	**The Valley**	**2,146**

2008-09

No.	Team	Avg.
1.	Tennessee	13,999
2.	Connecticut	10,529
3.	Iowa State	9,754
4.	Oklahoma	9,007
5.	Purdue	8,971
19.	**Missouri State**	**4,750**
26.	**Indiana State**	**4,100**
49.	**Illinois State**	**2,430**
50.	**Drake**	**2,418**

No.	Conference	Avg.
1.	Big 12	5,312
2.	Big Ten	4,194
3.	SEC	3,818
4.	ACC	3,131
5.	Big East	3,013
6.	Mountain West	2,401
7.	Pac-10	2,135
8.	**The Valley**	**1,929**

2009-10

No.	Team	Avg.
1.	Tennessee	12,896
2.	Connecticut	9,716
3.	Iowa State	9,316
4.	Notre Dame	8,377
5.	Purdue	8,159
24.	**Indiana State**	**4,172**
31.	**Missouri State**	**3,518**

No.	Conference	Avg.
1.	Big 12	5,247
2.	SEC	4,005
3.	Big Ten	3,997
4.	Big East	2,996
5.	ACC	2,719
6.	Mountain West	2,258
7.	Pac-10	2,071
8.	**The Valley**	**1,865**

2010-11

No.	Team	Avg.
1.	Tennessee	14,414
2.	Louisville	10,670
3.	Iowa State	9,805
4.	Connecticut	9,168
5.	Notre Dame	8,571
23.	**Indiana State**	**4,151**
33.	**Missouri State**	**3,433**

No.	Conference	Avg.
1.	Big 12	5,304
2.	Big Ten	4,128
3.	Southeastern	3,940
4.	Big East	3,207
5.	Atlantic Coast	2,605
6.	Mountain West	2,249
7.	Pac-12	1,872
8.	**The Valley**	**1,640**

2011-12

No.	Team	Avg.
1.	Tennessee	12,599
2.	Louisville	10,859
3.	Connecticut	9,788
4.	Iowa State	9,370
5.	Notre Dame	8,553
36.	**Missouri State**	**3,052**
38.	**Indiana State**	**2,930**

No.	Conference	Avg.
1.	Big 12	4,720
2.	Big Ten	4,161
3.	Southeastern	3,768
4.	Big East	3,446
5.	Atlantic Coast	2,647
6.	Pacific-10	2,291
7.	Mountain West	2,242
8.	**The Valley**	**1,883**

2012-13

No.	Team	Avg.
1.	Tennessee	11,390
2.	Iowa State	9,970
3.	Louisville	9,358
4.	Baylor	9,160
5.	Notre Dame	8,979
44.	**Missouri State**	**2,606**
47.	**Indiana State**	**2,592**

No.	Conference	Avg.
1.	Big 12	4,922
2.	Big Ten	3,904
3.	SEC	3,520
4.	Big East	3,146
5.	ACC	2,597
6.	Mountain West	2,077
7.	Pac-12	1,980
8.	**The Valley**	**1,603**

2013-14

No.	Team	Avg.
1.	Tennessee	11,038
2.	Iowa State	9,916
3.	Louisville	9,469
4.	Notre Dame	8,694
5.	Connecticut	8,313
37.	**Missouri State**	**2,977**
49.	**Drake**	**2,456**
50.	**Wichita State**	**2,426**

No.	Conference	Avg.
1.	Big 12	4,530
2.	Big Ten	4,247
3.	SEC	3,847
4.	American	3,058
5.	ACC	2,729
6.	Pac-12	1,995
7.	Mountain West	1,911
8.	**The Valley**	**1,636**

2014-15

No.	Team	Avg.
1.	South Carolina	12, 293
2.	Tennessee	10,375
3.	Louisville	9,515
4.	Iowa State	9,289
5.	Notre Dame	8,544
45.	**Drake**	**2,623**
48.	**Wichita State**	**2,592**

No.	Conference	Avg.
1.	SEC	4,214
2.	Big Ten	4,108
3.	Big 12	4,002
4.	ACC	3,306
5.	Pac-12	2,213
6.	American	2,013
7.	Mountain West	1,717
8.	**The Valley**	**1,595**

2015-16

No.	Team	Avg.
1.	South Carolina	12, 293
2.	Tennessee	10,375
3.	Louisville	9,515
4.	Iowa State	9,289
5.	Notre Dame	8,544
32.	**Missouri State**	**3,400**

No.	Conference	Avg.
1.	SEC	4,214
2.	Big Ten	4,108
3.	Big 12	4,002
4.	ACC	3,306
5.	Pac-12	2,213
6.	American	2,013
7.	Mountain West	1,717
8.	Conference USA	1,468
9.	**The Valley**	**1,448**

2016-17

No.	Team	Avg.
1.	South Carolina	12, 277
2.	Tennessee	9,184
3.	Iowa State	9,106
4.	UConn	8,888
5.	Louisville	8,256
35.	**Drake**	**2,988**
46.	**Missouri State**	**2,598**

No.	Conference	Avg.
1.	SEC	4,221
2.	Big 12	4,167
3.	Big Ten	3,716
4.	ACC	2,934
5.	Pac-12	2,511
6.	American	2,158
7.	Mountain West	1,600
8.	Mid-American	1,409
9.	**The Valley**	**1,405**

2017-18

No.	Team	Avg.
1.	South Carolina	13,239
2.	UConn	10,026
3.	Iowa State	9,870
4.	Tennessee	8,778
5.	Louisville	7,836
42.	**Drake**	**2,911**

No.	Conference	Avg.
1.	SEC	4,523
2.	Big 12	3,875
3.	Big Ten	3,860
4.	ACC	2,885
5.	Pac-12	2,587
6.	American	2,028
7.	Mountain West	1,758
8.	Mid-American	1,480
10.	**The Valley**	**1,220**

2018-19

No.	Team	Avg.
1.	South Carolina	10,406
2.	Iowa State	9,573
3.	Louisville	9,531
4.	UConn	8,870
5.	Mississippi State	8,446
29.	**Drake**	**3,788**

No.	Conference	Avg.
1.	SEC	4,277
2.	Big Ten	4,091
3.	Big 12	3,976
4.	Pac-12	3,165
5.	ACC	3,144
6.	American	2,161
7.	Mountain West	1,754
8.	Mid-American	1,474
12.	**The Valley**	**1,230**

2019-20

No.	Team	Avg.
1.	South Carolina	12,218
2.	Oregon	10,852
3.	Iowa State	9,690
4.	UConn	9,527
5.	Louisville	9,159
32.	**Drake**	**3,523**

No.	Conference	Avg.
1.	SEC	4,183
2.	Big 12	4,046
3.	Big Ten	3,926
4.	Pac-12	3,574
5.	ACC	2,973
6.	American	2,157
7.	Mountain West	1,712
8.	Mid-American	1,519
9.	**The Valley**	**1,381**

12 Conference History (116-135).indd 133 11/3/2020 10:18:22 AM

MISSOURI VALLEY IN THE TOP-25

Team	Times Ranked	First Rank (No.)	Highest Rank (Weeks)	Most Consecutive Weeks	Last Rank
Drake	21	1/16/79 (19)	16th (3/27/82) (1)	6, 3/7/82-12/5/82	3/4/19 (22)
Illinois State	8	11/25/76 (16)	15th (3/26/81) (1)	2, on two occasions	1/28/08 (24)
Indiana State	3	12/8/76 (18)	18th (12/8/76) (1)	3, 12/8/76-12/22/76	12/22/76 (20)
Missouri State	68	12/22/91 (25)	10th (2/23-3/15/92) (4)	18 (2001), 15 (1992-93)	3/16/20 (23)
Southern Illinois	17	3/2/86 (19)	13th (12/7/87) (1)	15, 12/23/86-12/7/87	12/7/87 (13)
Wichita State	1	2/11/14 (24)	24th (2/11/14) (1)	N/A	2/11/14 (24)

All rankings prior to 1982-83 were accomplished prior to Gateway/Missouri Valley Conference membership.

Missouri Valley Conference Associated Press Top 25 Rankings

Year	Wk.	Date	Team	Rank
1976-77	1	11/25/76	Illinois State	16
	2	12/08/76	Indiana State	18
	3	12/15/76	Indiana State	20
	4	12/22/76	Indiana State	20
	6	1/19/77	Illinois State	20
	7	1/26/77	Illinois State	20
1978-79	8	1/16/79	Drake	19
1980-81	8	1/13/81	Illinois State	19
	9	1/20/81	Illinois State	20
	18	3/26/81	Illinois State	15
1981-82	1	11/18/81	Drake	19
	16	3/07/82	Drake	20
	17	3/14/82	Drake	19
	18	3/27/82	Drake	16
1982-83	1	11/18/82	Drake	18
	2	11/28/82	Drake	19
	3	12/05/82	Drake	20
1985-86	15	3/02/86	Southern Illinois	19
	16	3/09/86	Southern Illinois	18
1986-87	5	12/23/86	Southern Illinois	20
	6	12/30/86	Southern Illinois	19
	7	1/06/87	Southern Illinois	17
	8	1/13/87	Southern Illinois	17
	9	1/20/87	Southern Illinois	16
	10	1/27/87	Southern Illinois	16
	11	2/02/87	Southern Illinois	15
	12	2/09/87	Southern Illinois	17
	13	2/16/87	Southern Illinois	17
	14	2/23/87	Southern Illinois	15
	15	3/03/87	Southern Illinois	15
	16	3/10/87	Southern Illinois	16
1987-88	1	11/23/87	Southern Illinois	16
	2	11/30/87	Southern Illinois	14
	3	12/07/87	Southern Illinois	13
1988-89	3	12/05/88	Illinois State	20
1991-92	6	12/22/91	Missouri State	25
	7	12/29/91	Missouri State	24
	8	1/05/92	Missouri State	20
	9	1/12/92	Missouri State	23
	10	1/19/92	Missouri State	19
	11	1/26/92	Missouri State	18
	12	2/02/92	Missouri State	16
	13	2/09/92	Missouri State	12
	14	2/16/92	Missouri State	12
	15	2/23/92	Missouri State	10
	16	3/01/92	Missouri State	10
	17	3/08/92	Missouri State	10
	18	3/15/92	Missouri State	10
1992-93	1	11/24/92	Missouri State	13
	2	12/08/92	Missouri State	25
1993-94	1	11/16/93	Missouri State	20
	2	11/30/93	Missouri State	20
	3	12/07/93	Missouri State	17
	4	12/14/93	Missouri State	17
	5	12/21/93	Missouri State	18
	6	12/28/93	Missouri State	21
1994-95	4	12/06/94	Missouri State	25
	10	1/17/95	Drake	23
1997-98	6	12/15/97	Missouri State	22
	7	12/22/97	Missouri State	16
	8	12/29/97	Missouri State	16
	9	1/05/98	Missouri State	13
	10	1/12/98	Missouri State	16
	11	1/19/98	Missouri State	20
	12	1/26/98	Missouri State	25
	13	2/2/98	Missouri State	23
	14	2/9/98	Missouri State	25
	15	2/16/98	Missouri State	25
	18	3/8/98	Drake	22
2000-01	1	11/13/00	Missouri State	21
	2	11/20/00	Missouri State	17
	3	11/27/00	Missouri State	13
	4	12/4/00	Missouri State	18
	5	12/12/00	Missouri State	21
	6	12/18/00	Missouri State	18
	7	12/25/00	Missouri State	16
	8	1/1/01	Missouri State	15
	9	1/8/01	Missouri State	15
	10	1/15/01	Missouri State	14
	11	1/22/01	Missouri State	13
	12	1/30/01	Missouri State	13
	13	2/5/01	Missouri State	15
	14	2/12/01	Missouri State	15
	15	2/20/01	Missouri State	20
	16	2/26/01	Missouri State	18
	17	3/5/01	Missouri State	16
	18	3/13/01	Missouri State	15
2001-02	5	12/10/01	Drake	24
2003-04	11	2/9/04	Missouri State	25
	12	2/16/04	Missouri State	23
2007-08	12	1/28/08	Illinois State	24
2013-14	1	2/11/14	Wichita State	24
2016-17	15	2/13/17	Drake	25
	16	2/20/17	Drake	21
	17	2/27/17	Drake	22
	18	3/6/17	Drake	20
	19	3/13/17	Drake	20
2018-19	3	11/27/18	Drake	24
	4	12/4/18	Drake	21
	15	2/18/19	Drake	24
	16	2/25/19	Drake	23
	17	3/4/19	Drake	22
2019-20	5	12/2/19	Missouri State	22
	6	12/9/19	Missouri State	20
	7	12/16/19	Missouri State	20
	8	12/23/19	Missouri State	21
	9	12/30/19	Missouri State	21
	10	1/7/20	Missouri State	20
	11	1/14/20	Missouri State	19
	13	1/28/20	Missouri State	24
	14	2/3/20	Missouri State	24
	15	2/10/20	Missouri State	24
	16	2/17/20	Missouri State	23
	17	2/24/20	Missouri State	21
	18	3/2/20	Missouri State	23
	19	3/9/20	Missouri State	23
	20	3/16/20	Missouri State	23

Valley Wins vs. Non-Conference Top 25

Season (W-L)	Date
1991-92 (6-7)	
Southern Illinois vs. No. 8 N.C. State (81-64)	12/19/91
Missouri State at No. 25 Arkansas (67-52)	12/30/91
Missouri State vs. No. 17 Kansas (75-59)	3/18/92
Southern Illinois at No. 24 Colorado (84-80, OT)	3/18/92
Missouri State at No. 7 Iowa (61-60, OT)	3/22/92
Missouri State vs. No. 5 Mississippi (94-71)	3/28/92
1992-93 (4-11)	
Missouri State at No. 13 W. Kentucky (60-59)	1/1/93
Creighton at No. 25 Kansas (75-60)	1/2/93
Missouri State vs. No. 25 Oklahoma St. (86-71)	3/17/93
Missouri State at No. 11 Maryland (86-82)	3/20/93
1993-94 (2-11)	
Missouri State vs. No. 12 W. Kentucky (84-59)	11/30/93
Creighton at No. 24 Bowling Green (84-73)	3/16/94
1994-95 (3-10)	
Missouri State vs. No. 12 Iowa (60-48)	11/30/94
Creighton at No. 19 Iowa (63-53)	12/8/94
Drake vs. No. 19 Mississippi (87-81, OT)	3/17/95
1995-96 (0-13)	
1996-97 (1-9)	
Drake vs. No. 21 Iowa (80-59)	12/21/96
1997-98 (2-10)	
Missouri State vs. No. 5 Illinois (77-62)	12/10/97
Missouri State at No. 20 Arkansas (79-67)	12/7/97
1998-99 (2-9)	
Missouri State vs. No. 20 Arkansas (70-50)	12/8/98
Missouri State vs. No. 17 Santa Barbara (72-70)	3/12/99
1999-00 (3-6)	
Creighton vs. No. 14 Kansas (55-54)	12/7/99
Drake vs. No. 9 Iowa State (90-86)	12/8/99
Missouri State vs. No. 9 Oregon (70-69)	12/11/99
2000-01 (5-8)	
Missouri State vs. No. 10 LSU (85-75)	11/24/00
UNI vs. No. 24 Illinois (74-70)	12/2/00
Missouri State vs. No. 17 Oklahoma (69-61)	12/16/00
Missouri State vs. No. 11 Rutgers (60-53)	3/19/01
Missouri State vs. No. 5 Duke (81-71)	3/24/01
2001-02 (3-9)	
Drake vs. No. 21 Tulane (67-58)	12/21/01
Evansville vs. No. 23 Toledo (69-64)	11/23/01
Drake at No. 7 Baylor (76-72)	3/17/02
2002-03 (2-5)	
Drake vs. No. 18 Iowa State (63-61)	11/27/02
UNI vs. No. 24 Iowa State (65-58)	12/08/02
2003-04 (0-5)	
2004-05 (0-8)	
2005-06 (0-2)	
2006-07 (0-7)	
2007-08 (1-9)	
Indiana State vs. No. 17 Vanderbilt (77-72, OT)	11/14/07
2008-09 (0-7)	
2009-10 (1-6)	
Drake vs. No. 24 Iowa State (78-75)	11/22/09
2010-11 (0-9)	
2011-12 (0-7)	
2012-13 (1-6)	
Creighton vs. No. 25 Nebraska (66-57)	12/6/12
2013-14 (0-10)	
2014-15 (1-11)	
Indiana State at No. 25 St. John's (73-67, OT)	12/21/14
2015-16 (1-11)	
Loyola at No. 16 DePaul (88-75)	12/21/15
2016-17 (1-6)	
UNI vs. No. 24 Kansas State (67-59)	12/22/16
2017-18 (0-9)	
2018-19 (3-9)	
Drake vs. No. 12 South Carolina (90-85, OT)	11/24/18
Missouri State vs. No. 24 DePaul (89-78)	3/23/19
Missouri State at No. 13 Iowa State (69-60)	3/25/19
2019-20 (1-4)	
Missouri State at No. 23 Minnesota (77-69)	11/5/19

Games against top-25 opponents were not tabulated prior to 1991-92.

12 Conference History (116-135).indd 134 11/3/2020 10:18:23 AM

MVC IN THE RATINGS PERCENTAGE INDEX (RPI)

The Ratings Percentage Index (RPI) is a computer-generated rating system that was developed for and is used by both the men's and women's NCAA basketball committees to assist in the selection of at-large teams for the NCAA basketball championships. The RPI was first used by the men's committee in 1981 and consists of three factors (team's Division I winning percentage, team's schedule strength, and team's opponents' schedule strength.) Below is a listing of annual season-ending RPIs for The Valley and its members (information courtesy of Jim Sukup, Collegiate Basketball News – data unavailable prior to 1991-92; RPI numbers are from full season rankings).

1991-92

Postseason Teams: 2
Postseason Mark: 5-2

	RPI	Sked
MVC	16	14
Bradley	95	138
Creighton	–	–
Drake	169	135
Evansville	–	–
Illinois State	112	98
Indiana State	199	132
Missouri State	13	74
UNI	253	181
Southern Illinois	43	80
Wichita State	151	127

1992-93

Postseason Teams: 1
Postseason Mark: 2-1

	RPI	Sked
MVC	14	12
Bradley	213	124
Creighton	63	97
Drake	124	109
Evansville	–	–
Illinois State	128	87
Indiana State	201	120
Missouri State	35	86
UNI	207	126
Southern Illinois	61	92
Wichita State	148	107

1993-94

Postseason Teams: 2
Postseason Mark: 2-2

	RPI	Sked
MVC	10	10
Bradley	167	95
Creighton	30	78
Drake	92	91
Evansville	–	–
Illinois State	156	74
Indiana State	133	108
Missouri State	14	86
UNI	239	103
Southern Illinois	107	79
Wichita State	76	77

1994-95

Postseason Teams: 2
Postseason Mark: 2-2

	RPI	Sked
MVC	9	10
Bradley	148	98
Creighton	78	80
Drake	29	86
Evansville	246	104
Illinois State	168	85
Indiana State	108	110
Missouri State	26	68
UNI	242	94
Southern Illinois	55	69
Wichita State	100	83

1995-96

Postseason Teams: 2
Postseason Mark: 0-4

	RPI	Sked
MVC	15	15
Bradley	212	161
Creighton	112	133
Drake	120	127
Evansville	266	167
Illinois State	80	97
Indiana State	236	154
Missouri State	53	131
UNI	230	141
Southern Illinois	81	124
Wichita State	227	151

1996-97

Postseason Teams: 1
Postseason Mark: 0-1

	RPI	Sked
MVC	12	11
Bradley	134	212
Creighton	168	63
Drake	52	132
Evansville	263	105
Illinois State	83	92
Indiana State	141	181
Missouri State	89	123
UNI	179	133
Southern Illinois	116	82
Wichita State	120	174

1997-98

Postseason Teams: 2
Postseason Mark: 0-2

	RPI	Sked
MVC	10	12
Bradley	198	139
Creighton	92	80
Drake	20	73
Evansville	239	103
Illinois State	171	138
Indiana State	103	127
Missouri State	31	89
UNI	158	204
Southern Illinois	170	67
Wichita State	119	84

1998-99

Postseason Teams: 6
Postseason Mark: 4-6

	RPI	Sked
MVC	9	8
Bradley	235	136
Creighton	88	72
Drake	44	49
Evansville	71	92
Illinois State	191	103
Indiana State	87	138
Missouri State	23	57
UNI	78	186
Southern Illinois	181	44
Wichita State	85	99

1999-00

Postseason Teams: 4
Postseason Mark: 0-4

	RPI	Sked
MVC	12	12
Bradley	268	186
Creighton	147	116
Drake	39	84
Evansville	72	203
Illinois State	241	106
Indiana State	215	154
Missouri State	46	76
UNI	111	108
Southern Illinois	209	89
Wichita State	87	158

2000-01

Postseason Teams: 3
Postseason Mark: 4-3

	RPI	Sked
MVC	14	14
Bradley	206	188
Creighton	116	191
Drake	53	141
Evansville	155	120
Illinois State	272	161
Indiana State	171	95
Missouri State	14	35
UNI	91	101
Southern Illinois	243	167
Wichita State	168	115

2001-02

Postseason Teams: 3
Postseason Mark: 2-3

	RPI	Sked
MVC	10	10
Bradley	131	131
Creighton	47	47
Drake	21	21
Evansville	113	113
Illinois State	227	227
Indiana State	196	196
Missouri State	94	94
UNI	146	146
Southern Illinois	282	282
Wichita State	145	145

2002-03

Postseason Teams: 4
Postseason Mark: 3-4

	RPI	Sked
MVC	11	11
Bradley	151	120
Creighton	50	95
Drake	115	154
Evansville	184	138
Illinois State	254	143
Indiana State	75	192
Missouri State	81	80
UNI	89	109
Southern Illinois	260	180
Wichita State	137	123

2003-04

Postseason Teams: 3
Postseason Mark: 5-2

	RPI	Sked
MVC	14	14
Bradley	231	159
Creighton	52	100
Drake	119	113
Evansville	193	154
Illinois State	162	223
Indiana State	155	205
Missouri State	44	179
UNI	174	122
Southern Illinois	291	153
Wichita State	171	86

2004-05

Postseason Teams: 3
Postseason Mark: 6-2

	RPI	Sked
MVC	11	11
Bradley	140	152
Creighton	80	137
Drake	146	120
Evansville	117	177
Illinois State	137	62
Indiana State	66	125
Missouri State	34	66
UNI	92	139
Southern Illinois	295	147
Wichita State	274	153

2005-06

Postseason Teams: 4
Postseason Mark: 1-4

	RPI	Sked
MVC	12	12
Bradley	226	152
Creighton	239	135
Drake	104	125
Evansville	97	72
Illinois State	181	141
Indiana State	47	106
Missouri State	91	61
UNI	107	166
Southern Illinois	194	114
Wichita State	182	274

2006-07

Postseason Teams: 3
Postseason Mark: 2-3

	RPI	Sked
MVC	15	15
Bradley	229	227
Creighton	191	160
Drake	168	128
Evansville	131	191
Illinois State	85	119
Indiana State	113	189
Missouri State	261	164
UNI	117	132
Southern Illinois	92	137
Wichita State	254	186

2007-08

Postseason Teams: 4
Postseason Mark: 3-4

	RPI	Sked
MVC	9	8
Bradley	197	125
Creighton	71	100
Drake	62	79
Evansville	81	107
Illinois State	47	119
Indiana State	130	82
Missouri State	167	71
UNI	189	145
Southern Illinois	214	104
Wichita State	227	113

2008-09

Postseason Teams: 3
Postseason Mark: 4-3

	RPI	Sked
MVC	10	9
Bradley	111	180
Creighton	70	95
Drake	104	119
Evansville	152	99
Illinois State	50	112
Indiana State	128	92
Missouri State	204	100
UNI	172	86
Southern Illinois	230	127
Wichita State	210	181

2009-10

Postseason Teams: 6
Postseason Mark: 9-6

	RPI	Sked
MVC	11	11
Bradley	149	197
Creighton	67	94
Drake	151	135
Evansville	303	148
Illinois State	47	104
Indiana State	141	169
Missouri State	91	134
UNI	111	63
Southern Illinois	276	122
Wichita State	152	173

2010-11

Postseason Teams: 5
Postseason Mark: 5-5

	RPI	Sked
MVC	8	8
Bradley	168	186
Creighton	80	68
Drake	132	124
Evansville	241	134
Illinois State	65	107
Indiana State	131	116
Missouri State	55	57
UNI	41	103
Southern Illinois	320	185
Wichita State	124	106

2011-12

Postseason Teams: 7
Postseason Mark: 8-7

	RPI	Sked
MVC	10	8
Bradley	145	120
Creighton	70	60
Drake	137	139
Evansville	307	120
Illinois State	100	131
Indiana State	142	85
Missouri State	56	124
UNI	151	141
Southern Illinois	276	130
Wichita State	111	173

2012-13

Postseason Teams: 5
Postseason Mark: 3-5

	RPI	Sked
MVC	10	10
Bradley	172	153
Creighton	34	75
Drake	267	252
Evansville	224	124
Illinois State	71	104
Indiana State	146	221
Missouri State	176	118
UNI	125	99
Southern Illinois	316	213
Wichita State	59	84

2013-14

Postseason Teams: 3
Postseason Mark: 0-3

	RPI	Sked
MVC	19	19
Bradley	282	204
Drake	173	181
Evansville	211	264
Illinois State	221	115
Indiana State	126	202
Loyola	256	218
Missouri State	193	150
UNI	146	212
Southern Illinois	336	305
Wichita State	84	255

2014-15

Postseason Teams: 4
Postseason Mark: 0-4

	RPI	Sked
MVC	21	20
Bradley	327	292
Drake	105	159
Evansville	249	280
Illinois State	329	176
Indiana State	187	278
Loyola	304	192
Missouri State	126	126
UNI	135	106
Southern Illinois	176	244
Wichita State	42	198

2015-16

Postseason Teams: 4
Postseason Mark: 3-4

	RPI	Sked
MVC	21	21
Bradley	299	289
Drake	107	203
Evansville	330	202
Illinois State	322	324
Indiana State	231	231
Loyola	183	180
Missouri State	81	124
UNI	85	106
Southern Illinois	144	213
Wichita State	302	248

2016-17

Postseason Teams: 4
Postseason Mark: 0-4

	RPI	Sked
MVC	17	16
Bradley	239	203
Drake	28	117
Evansville	233	257
Illinois State	308	235
Indiana State	254	311
Loyola	328	152
Missouri State	167	190
UNI	60	113
Southern Illinois	181	206
Wichita State	178	137

2017-18

Postseason Teams: 3
Postseason Mark: 1-3

	RPI	Sked
MVC	24	23
Bradley	270	318
Drake	69	123
Evansville	349	321
Illinois State	245	291
Indiana State	265	221
Loyola	309	286
Missouri State	97	137
UNI	135	151
Southern Illinois	171	200
Valparaiso	291	334

2018-19

Postseason Teams: 3
Postseason Mark: 2-3

	RPI	Sked
MVC	14	15
Bradley	155	303
Drake	24	55
Evansville	331	259
Illinois State	135	191
Indiana State	247	230
Loyola	253	278
Missouri State	40	62
UNI	96	90
Southern Illinois	156	121
Valparaiso	304	265

2019-20

Postseason Teams: 0 (Due to COVID)
Postseason Mark: 0-0

	RPI	Sked
MVC	8	8
Bradley	50	146
Drake	25	52
Evansville	330	174
Illinois State	74	93
Indiana State	273	88
Loyola	155	164
Missouri State	8	36
UNI	66	78
Southern Illinois	105	86
Valparaiso	133	201

12 Conference History (116-135).indd 135 11/3/2020 10:18:23 AM

FOLLOW The V@lley



MISSOURI VALLEY CONFERENCE
@MVCsports

MVC BASKETBALL
@ValleyHoops

THE VALLEY ON ESPN
@ValleyOnESPN

MISSOURI VALLEY CONFERENCE
/MissouriValleyConference

RECORDS

THE VALLEY®
MISSOURI VALLEY CONFERENCE

MVC RECORDS: INDIVIDUAL SINGLE-GAME

Points

1. 58 - Lorri Bauman, Drake ..... 1/6/84 vs. Missouri State
2. 56 - Jackie Stiles, Missouri State ..... 3/10/00 vs. Evansville
3. 54 - Wanda Ford, Drake ..... 2/22/86 vs. Missouri State
4. 52 - Jackie Stiles, Missouri State ..... 12/2/98 at Baylor
5. 51 - Wanda Ford, Drake ..... 2/15/86 vs. UNI
6. 49 - Jackie Stiles, Missouri State ..... 1/20/01 vs. UNI
7. 48 - Jan Jensen, Drake ..... 1/2/91 at Bradley
8. 47 - Jackie Stiles, Missouri State ..... 3/10/01 vs. Drake
9. 46 - Melanie Boeglin, Indiana State ..... 1/26/06 vs. Drake
   46 - Liza Fruendt, Missouri State ..... 3/2/17 at Drake
11. 43 - Wanda Ford, Drake ..... 1/23/86 at Missouri State
   43 - Amy Vanderkolk, Indiana State ..... 2/28/88 vs. Bradley
   43 - Caryn Brune, Illinois State ..... 12/11/92 vs. Marquette
   43 - Jackie Stiles, Missouri State ..... 12/18/99 vs. UMKC
   43 - Jackie Stiles, Missouri State ..... 2/25/00 vs. Bradley
   43 - Jackie Stiles, Missouri State ..... 2/9/01 vs. So. Illinois
   43 - Lizzy Wendell, Drake ..... 12/21/14 vs. Iowa
   43 - Lizzy Wendell, Drake ..... 1/30/15 vs. Missouri State
19. 42 - Lorri Bauman, Drake ..... 11/26/82 vs. Northern Illinois
   42 - Lorri Bauman, Drake ..... 2/4/84 at Bradley
   42 - Wanda Ford, Drake ..... 3/5/86 vs. Bradley
   42 - Jackie Stiles, Missouri State ..... 11/24/00 vs. LSU

Field Goals Made

1. #27 - Lorri Bauman, Drake ..... 1/6/84 vs. Missouri State
2. 23 - Wanda Ford, Drake ..... 2/15/86 vs. UNI
   23 - Wanda Ford, Drake ..... 2/22/86 vs. Missouri State
4. 20 - Wanda Ford, Drake ..... 1/23/86 vs. Missouri State
5. 19 - Jackie Stiles, Missouri State ..... 12/2/98 at Baylor
   19 - Melanie Boeglin, Indiana State ..... 1/26/06 vs. Drake
7. 18 - Wanda Ford, Drake ..... 1/26/85 vs. Missouri State
   18 - Wanda Ford, Drake ..... 2/8/85 vs. UNI
   18 - Wanda Ford, Drake ..... 1/9/86 vs. Indiana State
   18 - Jackie Stiles, Missouri State ..... 3/10/00 vs. Evansville
   18 - Lizzy Wendell, Drake ..... 1/30/15 vs. Missouri State
12. 17 - Wanda Ford, Drake ..... 2/3/85 vs. Illinois State
   17 - Diane Roberts, UNI ..... 3/1/85 vs. Illinois State
   17 - Julie Fitzpatrick, Drake ..... 3/22/85 vs. Florida
   17 - Wanda Ford, Drake ..... 12/17/85 vs. Minnesota
   17 - Julie Lein, Indiana State ..... 2/24/91 vs. Western Illinois
   17 - Kareema Williams, Wichita State ..... 2/6/92 vs. Illinois State
   17 - Jackie Stiles, Missouri State ..... 11/25/00 vs. Texas Tech
   17 - Jackie Stiles, Missouri State ..... 1/20/01 vs. UNI
   17 - Michelle Young, Bradley ..... 11/26/14 at Columbia
   17 - Liza Fruendt, Missouri State ..... 3/2/17 at Drake

#NCAA Record

Field Goals Attempted

1. 38 - Wanda Ford, Drake ..... 2/22/86 vs. Missouri State
2. 37 - Wanda Ford, Drake ..... 1/23/86 vs. Missouri State
3. 36 - Wanda Ford, Drake ..... 2/25/86 vs. UNI
   36 - Julie Fitzpatrick, Drake ..... 2/27/85 vs. Illinois State
5. 35 - Amy Hile, Indiana State ..... 12/20/86 vs. Xavier
   35 - Jan Jensen, Drake ..... 12/14/90 vs. Iowa State
7. 33 - Lorri Bauman, Drake ..... 1/6/84 vs. Missouri State
8. 32 - Julie Fitzpatrick, Drake ..... 3/22/85 vs. Florida
   32 - Wanda Ford, Drake ..... 2/20/86 vs. Wichita State
   32 - Shelli Braud, Bradley ..... 1/17/88 vs. UNI
11. 31 - Wanda Ford, Drake ..... 1/9/85 vs. Kansas
   31 - Diane Roberts, UNI ..... 3/1/85 vs. Illinois State
   31 - Wanda Ford, Drake ..... 1/9/86 vs. Indiana State
   31 - Amy Walker, Indiana State ..... 3/8/95 vs. Creighton
   31 - LaTeesha Hill, Wichita State ..... 12/22/99 at Hawaii
   31 - Liza Fruendt, Missouri State ..... 3/2/17 at Drake
17. 30 - Cindy Castillon, Missouri State ..... 11/27/82 vs. E. Illinois
   30 - Melanie Boeglin, Indiana State ..... 1/26/06 vs. Drake
   30 - Sara Dickey, Evansville ..... 12/3/14 at Murray State

3-Point Field Goals

1. 11 - Melody Howard, Missouri State ..... 2/19/94 vs. Drake
2. 10 - Kari Koch, Missouri State ..... 12/20/05 vs. Oral Roberts
   10 - Kyndal Clark, Drake ..... 1/24/14 vs. Loyola
4. 9 - Alie Decker, Wichita State ..... 12/20/14 vs. Winthrop
   9 - Janae Gonzales, Loyola ..... 11/5/19 at Detroit
6. 8 - Andrea McAllister, Bradley ..... 1/27/90 vs. Western Illinois
   8 - Melody Howard, Missouri State ..... 2/3/94 vs. UNI
   8 - Jackie Stiles, Missouri State ..... 11/13/98 vs. Davidson
   8 - Erin Richards, Drake ..... 1/7/01 vs. Creighton
   8 - Dayna Finch, Creighton ..... 3/7/02 vs. Indiana State
   8 - Jenni Lingor, Missouri State ..... 3/28/05 vs. Iowa
   8 - Courtney Felke, Evansville ..... 11/19/07 at Morehead State
   8 - Renee Frericks, Bradley ..... 11/27/07 v. Eastern Illinois
   8 - Jaleshia Roberson, Missouri State ..... 12/19/09 at Oral Roberts
   8 - Brittni Donaldson, UNI ..... 3/2/14 at Drake
   8 - Taylor Stewart, Illinois State ..... 1/20/17 at Missouri State
   8 - Gabi Haack, Bradley ..... 12/28/17 vs. Western Illinois
   8 - Janae Gonzales, Loyola ..... 1/27/19 at Southern Illinois

3-Point Field Goals Attempted

1. 18 - Teri Oliver, Southern Illinois ..... 3/5/11 vs. Missouri State
   18 - Amber Sorenson, UNI ..... 12/5/15 at North Dakota
3. 17 - Andrea McAllister, Bradley ..... 1/27/90 vs. Western Illinois
   17 - Melody Howard, Missouri State ..... 2/19/94 vs. Drake
   17 - Cari Hassell, Southern Illinois ..... 11/27/94 vs. Vanderbilt
   17 - Cari Hassell, Southern Illinois ..... 3/4/95 vs. Missouri State
   17 - Melissa Busby, Missouri State ..... 11/19/08, vs. Tulsa
8. 16 - Barb Perkes, Eastern Illinois ..... 3/9/88 vs. Illinois State
   16 - Karen Powell, Southern Illinois ..... 1/13/94 vs. Drake
   16 - Deha Peyton, Drake ..... 12/10/95 vs. Iowa State
   16 - Danette Jones, Southern Illinois ..... 11/19/04 vs. Iowa
   16 - Danette Jones, Southern Illinois ..... 12/18/04 vs. Beth-Cook
   16 - Lindsay Whorton, Drake ..... 12/30/07 vs. UC Davis
   16 - Tiffany Coppage, Missouri State ... 2/21/08 at Indiana State
   16 - Christine Presswood, Southern Ill... 2/28/10 at Wichita State
   16 - Katie Broadway, Illinois State ..... 3/15/12 vs. C. Michigan
   16 - Kyndal Clark, Drake ..... 3/14/14 vs. Evansville
   16 - Amber Sorenson, UNI ..... 3/7/15 vs. Bradley
   16 - Liza Fruendt, Missouri State ..... 3/2/17 at Drake
   16 - Hannah Noe, Evansville ..... 1/14/18 at Drake

Free Throws Made

1. 22 - Lorri Baumann, Drake ..... 11/26/82 vs. Northern Illinois
2. 21 - Tyonna Snow, Missouri State ..... 2/12/16 vs. Loyola
3. 19 - Amy Hile, Indiana State ..... 2/7/85 vs. Missouri State
4. 18 - Carrie Welle, Creighton ..... 2/17/97 vs. Evansville
   18 - Tyonna Snow, Missouri State ..2/21/13 vs. Southern Illinois
   18 - Becca Hittner, Drake ..... 1/3/20 vs. UNI
7. 17 - Jan Jensen, Drake ..... 2/16/91 vs. Missouri State
   17 - Tricia Wakely, Drake ..... 11/17/95 vs. Arkansas
   17 - Tricia Wakely, Drake ..... 2/8/96 vs. UNI
   17 - Jackie Stiles, Missouri State ..... 3/10/00 vs. Evansville
   17 - Angela Timmons, Creighton ..... 11/17/00 vs. USC
   17 - Molly McDowell, Southern Illinois 1/13/01 vs. Wichita State
   17 - Jill Martin, Drake ..... 11/23/07 vs. Kansas
14. 16 - Julie Lein, Indiana State ..... 2/5/90 vs. Western Kentucky
   16 - Char Govan, Illinois State ..... 3/18/90 vs. Maine
   16 - Mindy Hendrickson, Creighton ..... 1/21/93 vs. Drake
   16 - Tricia Wakely, Drake ..... 12/28/94 vs. St. Bonaventure
   16 - Carrie Welle, Creighton ..... 1/29/96 vs. Wichita State
   16 - Angela Buckner, Wichita State 1/13/01 vs. Southern Illinois
   16 - Jackie Stiles, Missouri State ..... 3/19/01 vs. Rutgers
   16 - Tara King, UNI ..... 2/01/07 vs. Drake
   16 - Raisa Taylor, Bradley ..... 3/5/11 vs. Indiana State
   16 - Catie O'Leary, Bradley ..... 12/4/12 at UW-Milwaukee
   16 - Michelle Young, Bradley ..... 1/2/14 at Southern Illinois

Free Throws Attempted

1. 29 - Carrie Welle, Creighton ..... 2/17/97 vs. Evansville
   29 - Tyonna Snow, Missouri State ..... 2/12/16 vs. Loyola
3. 26 - Tyonna Snow, Missouri St. ..... 2/21/13 vs. Southern Illinois
4. 21 - Tricia Wakely, Drake ..... 2/8/96 vs. UNI
   21 - Angela Timmons, Creighton ..... 11/17/00 vs. USC
   21 - Raisa Taylor, Bradley ..... 3/5/11 vs. Indiana State
   21 - Camary Williams, Evansville ..... 1/15/17 vs. Wichita State
8. 20 - Amy Hile, Indiana State ..... 2/7/85 vs. Missouri State
   20 - Kimberly Scoggin, Missouri State ..... 1/15/88 vs. E. Illinois
   20 - Jan Jensen, Drake ..... 2/16/91 vs. Missouri State
   20 - Tricia Wakely, Drake ..... 11/17/95 vs. Arkansas
   20 - Jackie Stiles, Missouri State ..... 3/10/00 vs. Evansville
   20 - Tahnee Balerio, Missouri State ..... 12/16/06 vs. Oregon
   20 - Michelle Young, Bradley ..... 1/2/14 at Southern Illinois
   20 - Taylor Manuel, Loyola ..... 3/1/15 vs. Southern Illinois
16. 19 - Marla Maupin, Illinois State ..... 11/23/84 at Cincinnati
   19 - Carrie Welle, Creighton ..... 1/29/96 vs. Wichita State
   19 - Tricia Wakely, Drake ..... 2/23/96 vs. Wichita State
   19 - Molly McDowell, So. Illinois ..... 1/13/01 vs. Wichita State
   19 - Jackie Stiles, Missouri State ..... 3/19/01 vs. Rutgers
21. 18 - Amy Hile, Indiana State ..... 1/19/86 vs. Missouri State
   18 - Amy Hile, Indiana State ..... 2/18/87 vs. Illinois State
   18 - Char Govan, Illinois State ..... 3/18/90 vs. Maine
   18 - Mindy Hendrickson, Creighton ..... 1/21/93 vs. Drake
   18 - Angela Buckner, Wichita State ... 1/13/01 at Southern Illinois
   18 - Angela Timmons, Creighton ..... 1/26/01 at UNI
   18 - Raeven King, Wichita State ..... 2/9/01 vs. Evansville
   18 - Raeven King, Wichita State .. 12/6/01 vs. New Mexico State
   18 - Kyndal Clark, Drake ..... 11/21/13 at South Dakota
   18 - Brooke Brown, UNI ..... 2/16/14 vs. Wichita State
   18 - Simone Goods, Illinois State ..... 12/20/18 vs. St. Louis
   18 - Becca Hittner, Drake ..... 1/3/20 vs. UNI

Assists

1. 19 - Mindy Boggs, Indiana State ..... 2/8/83 vs. Eastern Illinois
   19 - Melanie Boeglin, Indiana State ..... 12/20/05 vs. E. Kentucky
3. 17 - Nel Patton, Missouri State ..... 2/18/88 vs. Bradley
   17 - Tami Baalke, Illinois State ..... 2/24/91 at Bradley
   17 - Krissy Holden, Indiana State ..... 12/20/95 vs. Louisville
6. 16 - Judy Burns, Bradley ..... 11/27/82 vs. Chicago State
   16 - Jackie Wilson, Wichita State ..... 1/27/83 vs. UMKC
   16 - Lori Dust, Indiana State ..... 2/13/85 vs. Butler
   16 - Barb Perkes, Easter Illinois ..... 12/8/89 vs. Oklahoma
   16 - Joe Hanig, Wester Illinois ..... 3/1/90 vs. UNI
   16 - Maya Meredith, Valparaiso ..... 12/15/17 vs. IU-Northwest
12. 15 - Kay Riek, Drake ..... 1/6/84 vs. Missouri State
   15 - Cathy Beesley, Illinois State ..... 1/24/85 at Bradley
   15 - Marla Douglass, Missouri State ..... 1/26/87 at UNI
   15 - Krissy Holden, Indiana State ..... 2/20/97 vs. UNI
   15 - Erica Vicente, Missouri State ..... 1/20/01 vs. UNI
   15 - Erica Vicente, Missouri State ..... 2/12/02 vs. W. Kentucky
   15 - Ayrealle Beavers, Loyola ..... 2/23/14 vs. Drake
   15 - Caitlin Ingle, Drake ..... 1/4/15 at Bradley
   15 - Caitlin Ingle, Drake ..... 2/6/15 at Southern Illinois
   15 - Caitlin Ingle, Drake ..... 3/3/16 at Evansville
   15 - Sharnae Lamar, UNI ..... 3/19/16 vs. Drake
   15 - Caitlin Ingle, Drake ..... 1/1/17 at Missouri State

Steals

1. 12 - Amy Amstutz, Indiana State ..... 2/4/99 vs. Drake
2. 11 - Cathy Beesley, Illinois State ..... 1/24/85 at Bradley
   11 - Melanie Hatfield, Eastern Illinois .... 11/30/85 vs. Wisconsin
   11 - Shinko Ono, Evansville ..... 11/24/98 vs. Easter Illinois
   11 - April Banks, Wichita State ..... 1/4/04 vs. Missouri State
   11 - Alex Harden, Wichita State ..... 1/2/15 vs. Indiana State
7. 10 - Felicia Brown, Bradley ..... 1/17/85 vs. Wichita State
   10 - Shelli Braud, Bradley ..... 2/16/85 vs. Missouri State
   10 - Trena Jones, Wichita State ..... 1/23/88 vs. W. Illinois
   10 - Kari Koch, Missouri State ..... 1/23/03 vs. UNI
   10 - Melanie Boeglin, Indiana State ..... 1/9/04 vs. Drake
12. 9 - Marlene Flanagan, Bradley ..... 11/30/84 vs. Ball State
   9 - Tonya Baucom, Missouri State ..... 12/13/91 vs. Idaho
   9 - Becky Flynn, Creighton ..... 12/7/92 vs. Wyoming
   9 - Secelia Wakefield, Missouri State ... 1/10/93 vs. Indiana State
   9 - Becky Flynn, Creighton ..... 1/16/93 vs. Wichita State
   9 - Kasia McClendon, Southern Illinois .... 12/17/96 vs. Memphis
   9 - Kasia McClendon, Southern Illinois ..... 1/11/97 vs. Evansville
   9 - Kasia McClendon, Southern Illinois ..... 3/1/97 vs. Bradley
   9 - Melanie Boeglin, Indiana State ..... 2/6/05 vs. Drake
   9 - Briyana Blair, Evansville ..... 1/23/11 at Bradley

Blocked Shots

1. 9 - Cassie Hager, UNI ..... 2/26/06 vs. Wichita State
   9 - Tia Mays, Missouri State ..... 12/5/10 vs. Arkansas State
3. 8 - Sharon Zeilmann, Missouri State ..... 12/4/86 vs. Tulsa
   8 - Sharon Zeilmann, Missouri State ..... 1/5/87 vs. Indiana State
   8 - Leslie Ferrell, Illinois State ..... 2/8/88 vs. Missouri State
   8 - Heather Best, Bradley ..... 2/15/97 vs. UNI
   8 - Whitney Pegram, Drake ..... 1/9/04 vs. Indiana State
   8 - Cassie Hager, UNI ..... 1/16/05 vs. Evansville
   8 - Cassie Hager, UNI ..... 3/11/06 vs. Missouri State
   8 - Lauren Dybing, Drake ..... 2/29/08 vs. Indiana State
   8 - Tia Mays, Missouri State ..... 1/1/11 vs. Illinois State
   8 - Hannah Green, Illinois State ..... 1/20/17 at Missouri State
13. 7 - 19 occasions. Most recent below
   Hannah Green, Illinois State ..... 12/7/16 vs. Milwaukee

Rebounds

1. 30 - Wanda Ford, Drake ..... 2/16/85 vs. Eastern Illinois
2. 28 - Stephany Neptune, Southern Ill.. 12/19/09 vs. Murray State
3. 25 - Wanda Ford, Drake ..... 1/23/86 at Missouri State
   25 - Wanda Ford, Drake ..... 2/20/86 vs. Wichita State
5. 24 - Wanda Ford, Drake ..... 12/22/83 vs. Northern Illinois
   24 - Tammy Jo Hirstein, Bradley ..... 2/25/84 vs. Indiana State
   24 - Wanda Ford, Drake ..... 1/2/86 at Bradley
   24 - Antionette Wells, Wichita State ..... 2/17/06 vs. Illinois State
   24 - Chelsea Brackmann, Bradley ..... 1/6/19 vs. UNI
10. 23 - Wanda Ford, Drake ..... 2/21/83 vs. UIC
   23 - Wanda Ford, Drake ..... 11/16/85 vs. Iowa State
   23 - Wanda Ford, Drake ..... 2/27/86 at Eastern Illinois
   23 - Tricia Wakely, Drake ..... 3/9/94 vs. Southern Illinois
   23 - Shyla Puelston, Evansville ..... 2/15/98 vs. Bradley
   23 - Antoinette Wells, Wichita State ..... 2/12/05 vs. Illinois State
16. 22 - Amy Hile, Indiana State ..... 2/18/84 vs. UNI
   22 - Carrie Coffman, Bradley ..... 2/9/95 at Wichita State
   22 - Georgia Bottoms, Indiana State ..... 2/4/95 vs. Wichita State
   22 - Angela Buckner, Wichita State .... 2/13/03 vs. Indiana State
   22 - Kenyatta Shelton, Illinois State ..... 12/4/10 vs. UIC
   22 - Leti Lerma, Bradley ..... 11/18/16 vs. Detroit Mercy
22. 21 - Caryn Brune, Illinois State ..... 3/4/92 vs. Western Illinois
   21 - Angenette Sumrall, So. Illinois ..... 2/17/94 vs. Indiana State
   21 - Shannon Thomas, Indiana State ..... 12/19/10 at UT-Martin
   21 - Dyana Pierre, Southern Illinois ..... 2/8/15 vs. UNI
   21 - Dyana Pierre, Southern Illinois ..... 3/13/15 vs. UNI
   21 - Dyana Pierre, Southern Illinois .. 11/21/15 vs. Tennessee St.

13b Records (138-146).indd 138 9/1/2020 3:11:40 PM

MVC RECORDS: INDIVIDUAL SINGLE-SEASON

Points

1. 1,062 - Jackie Stiles, Missouri State 2000-01
2. 919 - Wanda Ford, Drake 1985-86
3. 890 - Jackie Stiles, Missouri State 1999-00
4. 888 - Jan Jensen, Drake 1990-91
5. 823 - Jackie Stiles, Missouri State 1998-99
6. 819 - Lorri Bauman, Drake 1983-84
7. 737 - Lorri Bauman, Drake 1982-83
8. 727 - Wanda Ford, Drake 1984-85
9. 693 - Julie Fitzpatrick, Drake 1984-85
10. 692 - Lizzy Wendell, Drake 2016-17
11. 676 - Lizzy Wendell, Drake 2014-15
12. 671 - Becca Hittner, Drake 2018-19
13. 661 - Jacqui Kalin, UNI 2012-13
14. 660 - Jenni Lingor, Missouri State 2004-05
15. 658 - Casey Garrison, Missouri State 2009-10
16. 657 - Kristi Cirone, Illinois State 2008-09
17. 647 - Lizzy Wendell, Drake 2015-16
18. 646 - Kari Koch, Missouri State 2005-06
19. 643 - Amy Rakers, Southern Illinois 1989-90
20. 642 - Rachael Hackbarth, Drake 2011-12
21. 636 - Casey Garrison, Missouri State 2010-11
22. 630 - Char Govan, Illinois State 1989-90
23. 621 - Sara Rhine, Drake 2018-19
24. 618 - Jackie Stiles, Missouri State 1997-98
    618 - Madison Weekly, UNI 2015-16

Scoring Average

1. 30.6 - Wanda Ford, Drake 1985-86
2. 30.3 - Jackie Stiles, Missouri State 2000-01
3. 29.6 - Jan Jensen, Drake 1990-91
4. 28.2 - Lorri Bauman, Drake 1983-84
5. 27.8 - Jackie Stiles, Missouri State 1999-00
6. 26.3 - Lorri Bauman, Drake 1982-83
7. 25.7 - Jackie Stiles, Missouri State 1998-99
8. 24.2 - Wanda Ford, Drake 1984-85
9. 23.1 - Julie Fitzpatrick, Drake 1984-85
10. 22.7 - Judy Burns, Bradley 1982-83
11. 21.8 - Lizzy Wendell, Drake 2014-15
12. 21.3 - Jeanette Tendai, Missouri State 1983-84
13. 21.2 - Julie Lein, Indiana State 1990-91
14. 21.0 - Lizzy Wendell, Drake 2016-17
15. 20.9 - Kareema Williams, Wichita State 1991-92
16. 20.8 - Caryn Brune, Illinois State 1992-93
17. 20.7 - Shelli Braud, Bradley 1987-88
    20.7 - Amy Rakers, Southern Illinois 1989-90
19. 20.6 - Jackie Stiles, Missouri State 1997-98
20. 20.2 - Kari Koch, Missouri State 2005-06
21. 20.0 - Jenni Lingor, Missouri State 2004-05
    20.0 - Kristin Turk, Drake 2010-11
23. 19.9 - Katie Donovan, Illinois State 2003-04
    19.9 - Casey Garrison, Missouri State 2009-10
25. 19.8 - Amy Hile, Indiana State 1984-85
    19.8 - Amy Vanderkolk, Indiana State 1988-89
    19.8 - Amy Walker, Indiana State 1994-95
    19.8 - Carrie Welle, Creighton 1996-97
    19.8 - Carrie Welle, Creighton 1997-98
    19.8 - Kourtney Mennen, Indiana State 2001-02

Field Goal Percentage (Min. 4.0 Att./Game)

1. .658 - Tonya Baucom, Missouri State 1991-92
2. .650 - Connie Price, Southern Illinois 1982-83
   .650 - Tammi Blackstone, Drake 1997-98
   .650 - Sara Rhine, Drake 2019-20
5. .647 - Jennifer Kaczka, Wichita State 1998-99
6. .645 - Sharon Zeilmann, Missouri State 1983-84
7. .642 - Tammi Blackstone, Drake 1998-99
8. .632 - Kris Kugel, Creighton 1993-94
9. .631 - Kristi Kinne, Drake 1994-95
   .631 - Susan Wellman, Illinois State 1987-88
11. .629 - Sara Rhine, Drake 2015-16
12. .628 - Tonya Baucom, Missouri State 1992-93
13. .626 - Jenny Olson, Creighton 1993-94
14. .622 - Wanda Ford, Drake 1983-84
15. .619 - Barb Bennett, UNI 1998-99
16. .618 - Tammi Blackstone, Drake 1996-97
17. .617 - Theia Hudson, Southern Illinois 1997-98
    .617 - Zora Skrabalova, Illinois State 2003-04
19. .612 - Sara Rhine, Drake 2018-19
20. .606 - Mary Berghuis, Southern Illinois 1986-87
21. .604 - Sharon Zeilmannn, Missouri State 1986-87
22. .603 - Char Warring, Southern Illinois 1982-83
23. .602 - Hannah Kirk, Missouri State 2004-05
24. .596 - Bridgett Conds, Southern Illinois 1987-88
    .596 - Jenna Hayes, Evansville 2000-01
26. .595 - Theia Hudson, Southern Illinois 1996-97

Field Goals Made

1. 390 - Wanda Ford, Drake 1985-86
2. 365 - Jackie Stiles, Missouri State 2000-01
3. 358 - Jan Jensen, Drake 1990-91
4. 325 - Wanda Ford, Drake 1984-85
5. 304 - Lorri Bauman, Drake 1983-84
6. 297 - Jackie Stiles, Missouri State 1999-00
7. 288 - Jackie Stiles, Missouri State 1998-99
8. 267 - Amy Rakers, Southern Illinois 1989-90
9. 265 - Lizzy Wendell, Drake 2016-17
10. 264 - Lorri Bauman, Drake 1982-83
11. 260 - Kareema Williams, Wichita State 1991-92
12. 258 - Char Govan, Illinois State 1989-90
13. 247 - Jeanette Tendai, Missouri State 1983-84
14. 246 - Allison Daniel, Wichita State 1984-85
15. 245 - Judy Burns, Bradley 1982-83
    245 - Lizzy Wendell, Drake 2014-15
17. 239 - Lizzy Wendell, Drake 2015-16
18. 235 - Rachael Hackbarth, Drake 2010-11
19. 234 - Char Warring, Southern Illinois 1982-83
    234 - Casey Garrison, Missouri State 2009-10
21. 232 - Sara Rhine, Drake 2018-19
22. 228 - Petra Jackson, Southern Illinois 1984-85
23. 227 - Caryn Brune, Illinois State 1992-93
    227 - Troy Hambric, Loyola 2013-14
25. 225 - Kristi Cirone, Illinois State 2008-09

Field Goals Attempted

1. 726 - Wanda Ford, Drake 1985-86
2. 645 - Jackie Stiles, Missouri State 2000-01
3. 632 - Wanda Ford, Drake 1984-85
4. 629 - Allison Daniel, Wichita State 1984-85
5. 626 - Jan Jensen, Drake 1990-91
6. 595 - Jackie Stiles, Missouri State 1999-00
7. 544 - Jackie Stiles, Missouri State 1998-99
8. 540 - Judy Burns, Bradley 1982-83
9. 532 - Lizzy Wendell, Drake 2016-17
10. 529 - Lizzy Wendell, Drake 2014-15
11. 525 - Sara Dickey, Evansville 2013-14
12. 517 - Sara Dickey, Evansville 2014-15
13. 513 - Kari Koch, Missouri State 2005-06
14. 510 - Lizzy Wendell, Drake 2015-16
15. 508 - Lorri Bauman, Drake 1983-84
    508 - Troy Hambric, Loyola 2013-14
17. 504 - Shelli Braud, Bradley 1987-88
18. 501 - Christy Neneman, Creighton 2002-03
19. 483 - Kristi Cirone, Illinois State 2008-09
20. 485 - Casey Garrison, Missouri State 2009-10
    485 - Jacqui Kalin, UNI 2012-13
22. 478 - Kourtney Mennen, Indiana State 2001-02
    478 - Kyndal Clark, Drake 2013-14
24. 473 - Allison Daniel, Wichita State 1983-84
    473 - Angie Janis, Creighton 2005-06
    473 - Becca Hittner, Drake 2018-19

3-Point FG Percentage (Min. 4.0 Att./Game)

1. .532 - K.C. Cowgill, Missouri State 2004-05
2. .524 - Nicole Lehman, Missouri State 2004-05
3. .503 - Jenny Schmidt, Illinois State 1997-98
4. .500 - Melody Howard, Missouri State 1990-91
5. .492 - Jackie Stiles, Missouri State 2000-01
6. .477 - Tara King, UNI 2005-06
7. .473 - April Kirby, Indiana State 1999-00
8. .471 - K.C. Cowgill, Missouri State 2003-04
9. .463 - Tracy Landuyt, Creighton 1992-93
10. .462 - Kelsey Luna, Indiana State 2006-07
11. .459 - Molly Kelly, UNI 1989-90
12. .458 - Laura Spanheimer, Creighton 2002-03
    .458 - Erin Richards, Drake 1999-00
14. .457 - Shinko Ono, Evansville 1999-00
15. .456 - Carly Deer, Missouri State 2000-01
16. .454 - Angie Eichhorst, Indiana State 1990-91
17. .453 - Cindy Kaufmann, Illinois State 1989-90
    .453 - Jackie Stiles, Missouri State 1999-00
19. .448 - Sarah Klaassen, Missouri State 2004-05
    .448 - Lisa Verhoff, Indiana State 2005-06
21. .447 - Erin Pauk, Southern Illinois 2007-08
22. .446 - Deanna Sanders, Southern Illinois 1988-89
23. .443 - Missy Miller, Creighton 1992-93
24. .440 - Meredith Jackson, Southern Illinois 1996-97
25. .439 - Sheryl Bonsett, Eastern Illinois 1988-89
    .439 - Lisa Verhoff, Indiana State 2004-05

3-Point Field Goals Made

1. 116 - Kyndal Clark, Drake 2013-14
2. 104 - Melody Howard, Missouri State 1993-94
3. 98 - Dayna Finch, Creighton 2003-04
4. 97 - Amber Sorenson, UNI 2015-16
5. 92 - Madison Weekly, UNI 2015-16
6. 91 - Dayna Finch, Creighton 2001-02
   91 - Jaleshia Roberson, Missouri State 2009-10
8. 90 - Kiersten Miller, Drake 1996-97
   90 - Teri Oliver, Southern Illinois 2011-12
10. 89 - Katie Broadway, Illinois State 2011-12
    89 - Jacqui Kalin, UNI 2012-13
12. 88 - Kelsey Woodard, Creighton 2008-09
13. 87 - Michelle Nason, Bradley 1994-95
    87 - Brittany Schoen, Indiana State 2010-11
15. 86 - Amber Sorenson, UNI 2014-15
16. 85 - Rishonda Napier, Southern Illinois 2015-16
17. 84 - Kiersten Miller, Drake 1997-98
18. 83 - Jenni Lingor, Missouri State 2004-05
    83 - Erin Richards, Drake 2001-02
    83 - Kari Koch, Missouri State 2005-06
    83 - Jaleshia Roberson, Missouri State 2011-12
22. 82 - Kourtney Mennen, Indiana State 2002-03
    82 - Kylie Giebelhausen, Southern Illinois 2016-17
24. 79 - Cari Hassell, Southern Illinois 1994-95
    79 - Kelsey Luna, Indiana State 2006-07

3-Point Field Goals Attempted

1. 282 - Kyndal Clark, Drake 2013-14
   282 - Amber Sorenson, UNI 2015-16
3. 269 - Cari Hassell, Southern Illinois 1994-95
4. 251 - Brittany Schoen, Indiana State 2010-11
5. 250 - Dayna Finch, Creighton 2003-04
6. 248 - Amber Sorenson, UNI 2014-15
7. 241 - Brittany Schoen, Indiana State 2011-12
8. 240 - Katie Broadway, Illinois State 2011-12
   240 - Jaleshia Roberson, Missouri State 2011-12
10. 239 - Melody Howard, Missouri State 1993-94
    239 - Teri Oliver, Southern Illinois 2011-12
12. 235 - Jacqui Kalin, UNI 2012-13
13. 232 - Rishonda Napier, Southern Illinois 2015-16
14. 231 - Kelsey Woodard, Creighton 2008-09
15. 229 - Kari Koch, Missouri State 2005-06
    229 - Jaleshia Roberson, Missouri State 2009-10
17. 226 - Teri Oliver, Southern Illinois 2009-10
18. 225 - Dayna Finch, Creighton 2001-02
    225 - Sara Dickey, Evansville 2015-16
20. 223 - Lindsay Whorton, Drake 2007-08
21. 222 - Karen Powell, Southern Illinois 1993-94
    222 - Kiersten Miller, Drake 1997-98
    222 - Madison Weekly, UNI 2015-16
24. 221 - Candace Sykes, Illinois State 2012-13
25. 218 - Hannah Noe, Evansville 2017-18
    218 - Liza Fruendt, Missouri State 2017-18

Free Throw Percentage (Min. 2.5 Made/Game)

1. .955 - Jacqui Kalin, UNI 2012-13
2. .949 - Mallory Ladd, Evansville 2012-13
3. .933 - Kelsey Luna, Indiana State 2009-10
4. .913 - Samantha Heck, Evansville 2012-13
5. .910 - Jacqui Kalin, UNI 2010-11
6. .906 - Alexa Willard, Missouri State 2019-20
7. .905 - Cartaesha Macklin, Southern Illinois 2015-16
8. .904 - Molly McDowell, Southern Illinois 2002-03
9. .903 - Tina Robbins, Missouri State 1992-93
10. .899 - Jacqui Kalin, UNI 2007-08
11. .898 - Tara Mitchem, Missouri State 2000-01
    .898 - Casey Garrison, Missouri State 2010-11
13. .897 - Jacqui Kalin, UNI 2009-10
    .897 - Kerri Gasper, Evansville 2018-19
15. .895 - Stephanie Schmitz, Drake 2001-02
    .895 - Anna Munn, Indiana State 2013-14
17. .893 - Beverly Williams, Eastern Illinois 1990-91
18. .892 - Kristi Woodard, Creighton 2003-04
    .892 - Kari Koch, Missouri State 2003-04
20. .890 - Grace Hales, Valparaiso 2019-20
21. .889 - Ashleen Bracey, Illinois State 2009-10
22. .887 - Jackie Stiles, Missouri State 2000-01
23. .883 - Lorri Bauman, Drake 1982-83
24. .881 - Kourtney Mennen, Indiana State 2001-02
    .881 - Karly Buer, Missouri State 2011-12
26. .878 - Becca Hittner, Drake 2017-18
27. .877 - Gabi Haack, Bradley 2018-19

13b Records (138-146).indd 139 9/1/2020 3:11:41 PM

MVC RECORDS: INDIVIDUAL SINGLE-SEASON

Free Throws Made

1. 267 - Jackie Stiles, Missouri State 2000-01
2. 238 - Jackie Stiles, Missouri State 1999-00
3. 211 - Lorri Bauman, Drake 1983-84
4. 209 - Lorri Bauman, Drake 1982-83
5. 205 - Carrie Welle, Creighton 1996-97
6. 196 - Carrie Welle, Creighton 1997-98
7. 185 - Jessie McVay, Missouri State 1996-97
8. 181 - Jackie Stiles, Missouri State 1998-99
9. 176 - Angela Buckner, Wichita State 2000-01
10. 172 - Tricia Wakely, Drake 1995-96
11. 169 - Katie Donovan, Illinois State 2003-04
12. 168 - Casey Garrison, Missouri State 2010-11
    168 - Cartaesha Macklin, Southern Illinois 2011-12
    168 - Jacqui Kalin, UNI 2012-13
    168 - Tyonna Snow, Missouri State 2015-16
16. 166 - Jan Jensen, Drake 1990-91
    166 - Jackie Stiles, Missouri State 1997-98
    166 - Melanie Boeglin, Indiana State 2005-06
19. 161 - Carrie Welle, Creighton 1995-96
20. 160 - Allison Starr, UNI 1999-00
    160 - Becca Hittner, Drake 2019-20
22. 158 - Katie Miller, UNI 2002-03
    158 - Carol Baresch, Bradley 1988-89
    158 - Casey Garrison, Missouri State 2009-10
25. 157 - Amy Hile, Indiana State 1984-85
    157 - Amy Hile, Indiana State 1986-87

Free Throws Attempted

1. 301 - Jackie Stiles, Missouri State 2000-01
2. 298 - Carrie Welle, Creighton 1996-97
3. 277 - Jackie Stiles, Missouri State 1999-00
4. 254 - Carrie Welle, Creighton 1997-98
5. 251 - Lorri Bauman, Drake 1982-83
6. 250 - Lorri Bauman, Drake 1983-84
7. 241 - Tyonna Snow, Missouri State 2015-16
8. 240 - Tricia Wakely, Drake 1995-96
9. 236 - Angela Buckner, Wichita State 2000-01
10. 232 - Jessie McVay, Missouri State 1996-97
11. 230 - Carrie Welle, Creighton 1995-96
12. 217 - Cartaesha Macklin, Southern Illinois 2011-12
13. 216 - Char Warring, Southern Illinois 1982-83
    216 - Jackie Stiles, Missouri State 1998-99
15. 214 - Melanie Boeglin, Indiana State 2005-06
16. 206 - Carol Baresch, Bradley 1988-89
17. 204 - Allison Starr, UNI 1999-00
18. 203 - Jackie Stiles, Missouri State 1997-98
19. 202 - Amy Hile, Indiana State 1984-85
    202 - Katie Donovan, Illinois State 2003-04
21. 201 - Tricia Wakely, Drake 1994-95
    201 - Jan Jensen, Drake 1990-91
23. 195 - Shyla Puelston, Evansville 1998-99
24. 193 - Raisa Taylor, Bradley 2010-11
25. 192 - Char Warring, Southern Illinois 1983-84
    192 - Keomi Johnson, Wichita State 1999-00
    192 - Kristi Cirone, Illinois State 2006-07

Assists

1. 252 - Caitlin Ingle, Drake 2016-17
2. 229 - Caitlin Ingle, Drake 2015-16
3. 217 - Melanie Boeglin, Indiana State 2005-06
4. 213 - Tina Robbins, Missouri State 1993-94
5. 209 - Keisha Cox, Drake 1997-98
   209 - Caitlin Ingle, Drake 2014-15
7. 208 - Erica Vicente, Missouri State 2001-02
8. 205 - Joe Hanig, Western Illinois 1989-90
   205 - Marisah Henderson, Wichita State 2008-09
10. 203 - Kristi Cirone, Illinois State 2008-09
11. 198 - Kay Riek, Drake 1983-84
12. 196 - Skye Johnson, Bradley 2008-09
13. 195 - Cathy Beesley, Illinois State 1983-84
    195 - Sharnae Lamar, UNI 2015-16
15. 190 - Krissy Holden, Indiana State 1995-96
16. 188 - Mindy Hendrickson, Creighton 1992-93
17. 187 - Cathy Beesley, Illinois State 1984-85
18. 186 - Karen Lewis, Wichita State 1993-94
19. 184 - Kristi Cirone, Illinois State 2006-07
20. 183 - Judy Burns, Bradley 1982-83
21. 180 - Kelley Westhoff, UNI 1996-97
    180 - Marisah Henderson, Wichita State 2009-10
23. 175 - Amanda Clifton, Illinois State 2010-11
24. 173 - Yvette Maison, Drake 1990-91
    173 - Amy Nelson, Missouri State 1988-89

Steals

1. 131 - Kasia McClendon, Southern Illinois 1996-97
2. 123 - Melanie Boeglin, Indiana State 2004-05
3. 119 - Camary Williams, Evansville 2016-17
4. 117 - Melanie Boeglin, Indiana State 2002-03
5. 112 - Kasia McClendon, Southern Illinois 1994-95
6. 110 - Melanie Boeglin, Indiana State 2005-06
7. 109 - Tyonna Snow, Missouri State 2015-16
8. 108 - Tina Robbins, Missouri State 1993-94
   108 - Latasha Austin, Evansville 2001-02
   108 - Alex Harden, Wichita State 2014-15
11. 105 - Secelia Winkfield, Missouri State 1992-93
    105 - Becky Flynn, Creighton 1993-94
    105 - Amy Amstutz, Indiana State 1996-97
    105 - Linda Sayavongchanh, Drake 2003-04
15. 101 - Kasia McClendon, Southern Illinois 1995-96
16. 100 - Laura Spanheimer, Creighton 2003-04
17. 99 - Laura Spanheimer, Creighton 2004-05
18. 98 - Pam Tanner, Illinois State 1988-89
19. 97 - Kari Koch, Missouri State 2002-03
20. 95 - Pam Tanner, Illinois State 1987-88
21. 94 - Lisa Davies, Missouri State 1997-98
    94 - Melanie Boeglin, Indiana State 2003-04
23. 93 - Laura Spanheimer, Creighton 2002-03
    93 - Becky Flynn, Creighton 1992-93
    93 - Carly Deer, Missouri State 1999-00
    93 - Tyonna Snow, Missouri State 2013-14

Blocked Shots

1. 135 - Cassie Hager, UNI 2004-05
2. 128 - Cassie Hager, UNI 2005-06
3. 107 - Tia Mays, Missouri State 2010-11
4. 84 - Tammi Blackstone, Drake 1998-99
5. 82 - CiCi Shannon, Southern Illinois 2010-11
6. 79 - Sonya Harris, Bradley 2008-09
7. 78 - Nicolle Lewis, Illinois State 2009-09
8. 77 - Tammi Blackstone, Drake 1997-98
9. 75 - Sharon Zeilmann, Missouri State 1984-85
   75 - Sharon Zeilmann, Missouri State 1986-87
   75 - Shannon Thomas, Indiana State 2010-11
   75 - Hannah Green, Illinois State 2016-17
13. 72 - Leslie Ferrell, Illinois State 1987-88
14. 71 - Nicolle Lewis, Illinois State 2009-10
15. 67 - CiCi Shannon, Southern Illinois 2011-12
16. 66 - Carol Hogen, UNI 1982-83
17. 64 - Tami Schebler, UNI 1983-84
    64 - Carla Bennett, Drake 2001-02
19. 63 - Carla Bennett, Drake 2002-03
    63 - Troy Hambric, Loyola 2013-14
21. 62 - Sonya Harris, Bradley 2009-10
22. 61 - Tamya Sims, Bradley 2015-16
23. 59 - Dena Williams, Bradley 2004-05
24. 58 - Hannah Green, Illinois State 2017-18
25. 57 - Leslie Ferrell, Illinois State 1988-89
    57 - Nicolle Lewis, Illinois State 2006-07
    57 - Emma Donahue, Drake 2015-16

Rebounds

1. #534 - Wanda Ford, Drake 1984-85
2. 506 - Wanda Ford, Drake 1985-86
3. 408 - Wanda Ford, Drake 1983-84
4. 401 - Rachael Hackbarth, Drake 2011-12
5. 367 - Wanda Ford, Drake 1982-83
6. 366 - Angela Buckner, Wichita State 2001-02
7. 341 - Alex Cook, UNI 2001-02
   341 - Angela Buckner, Wichita State 2000-01
   341 - Dyana Pierre, Southern Illinois 2014-15
10. 325 - Amy Rakers, Southern Illinois 1989-90
    325 - Megan Neuvirth, Creighton 2008-09
12. 327 - Chelsea Brackmann, Bradley 2018-19
13. 324 - Leti Lerma, Bradley 2016-17
14. 322 - Megan Maahs, UNI 2017-18
15. 320 - Roshonda Reed, Missouri State 1998-99
16. 318 - Angela Buckner, Wichita State 2003-04
17. 317 - Stephany Neptune, So. Illinois 2009-10
18. 313 - Dyana Pierre, Southern Illinois 2015-16
19. 311 - Amy Rakers, Southern Illinois 1990-91
20. 309 - Marla Maupin, Illinois State 1984-85
    309 - Jill Martin, Drake 2007-08
22. 308 - Sonya Harris, Bradley 2009-10
23. 305 - Antionette Wells, Wichita State 2005-06
24. 302 - Carrie Coffman, Bradley 1994-95
25. 299 - Kelly Firth, Southern Illinois 1991-92

#NCAA Leader

Rebound Average

1. 17.8 - Wanda Ford, Drake 1984-85
2. 16.9 - Wanda Ford, Drake 1985-86
3. 14.1 - Wanda Ford, Drake 1983-84
4. 13.1 - Angela Buckner, Wichita State 2002-03
   13.1 - Wanda Ford, Drake 1982-83
6. 12.6 - Angela Buckner, Wichita State 2000-01
7. 12.2 - Alex Cook, UNI 2002-03
8. 11.8 - Rachael Hackbarth, Drake 2011-12
   11.8 - Dyana Pierre, Southern Illinois 2014-15
10. 11.6 - Carrie Coffman, Bradley 1994-95
11. 11.4 - Angela Buckner, Wichita State 2003-04
12. 11.3 - Angela Buckner, Wichita State 2001-02
13. 11.2 - Dyana Pierre, Southern Illinois 2015-16
14. 11.0 - Jamie Gray, Evansville 2002-03
15. 10.9 - Antionette Wells, Wichita State 2005-06
    10.9 - Stephany Neptune, Southern Illinois 2009-10
    10.9 - Chelsea Brackmann, Bradley 2018-19
18. 10.8 - Leti Lerma, Bradley 2016-17
19. 10.7 - Amy Rakers, Southern Illinois 1990-91
    10.7 - Marla Maupin, Illinois State 1984-85
21. 10.6 - Georgia Bottoms, Indiana State 1994-95
22. 10.5 - Amy Rakers, Southern Illinois 1989-90
    10.5 - Mary Berghuis, Southern Illinois 1984-85
24. 10.4 - Antionette Wells, Wichita State 2006-07
25. 10.3 - Lori Findahl, Wichita State 1986-87
    10.3 - Alex Cook, UNI 2003-04

13b Records (138-146).indd 140 9/1/2020 3:11:41 PM

MVC RECORDS: INDIVIDUAL CAREER

Points

1. 3,393 - Jackie Stiles, Missouri State 1998-01
2. 2,636 - Wanda Ford, Drake 1982-86
3. 2,551 - Lizzy Wendell, Drake 2014-17
4. 2,271 - Casey Garrison, Missouri State 2008-12
5. 2,186 - Sara Rhine, Drake 2015-20
6. 2,139 - Kristi Cirone, Illinois State 2005-09
7. 2,133 - Becca Hittner, Drake 2016-20
8. 2,099 - Sara Dickey, Evansville 2014-17
9. 2,073 - Kari Koch, Missouri State 2003-06
10. 2,054 - Jacqui Kalin, UNI 2012-13
11. 1,996 - Jan Jensen, Drake 1987-91
12. 1,944 - Amy Hile, Indiana State 1983-87
    1,944 - Melody Howard, Missouri State 1991-94
14. 1,930 - Carla Bennett, Drake 1999-03
15. 1,928 - Jill Martin, Drake 2003-08
16. 1,884 - Jenni Lingor, Missouri State 2002-05
17. 1,851 - Amy Swisher, UNI 2000-04
18. 1,843 - Kourtney Mennen, Indiana State 1999-03
19. 1,800 - Melanie Boeglin, Indiana State 2002-06
20. 1,779 - Cartaesha Macklin, Southern Illinois 2012-16
21. 1,776 - Julie Fitzpatrick, Drake 1985-89
22. 1,769 - Jeanette Tendai, Missouri State 1983-86
23. 1,765 - Madison Weekly, UNI 2014-17
24. 1,732 - Christy Neneman, Creighton 2000-04
25. 1,728 - Rishonda Napier, Southern Illinois 2014-17

Scoring Average (Min. 2 Seasons)

1. 27.3 - Lorri Bauman, Drake 1983-84
2. 26.1 - Jackie Stiles, Missouri State 1998-01
3. 22.5 - Wanda Ford, Drake 1982-86
4. 20.9 - Kareema Williams, Wichita State 1991-92
5. 19.9 - Judy Burns, Bradley 1983-84
6. 19.8 - Lizzy Wendell, Drake 2014-17
7. 19.7 - Julie Fitzpatrick, Drake 1985-89
8. 18.5 - Jan Jensen, Drake 1987-91
9. 17.7 - Robin Hasemann, Western Illinois 1988-91
10. 17.5 - Amy Hile, Indiana State 1983-87
    17.5 - Casey Garrison, Missouri State 2008-12
12. 17.0 - Kari Koch, Missouri State 2002-06
13. 16.8 - Shyla Puelston, Evansville 1998-02
    16.8 - Diane Roberts, UNI 1984-88
    16.8 - Sara Dickey, Evansville 2014-17
    16.8 - Becca Hittner, Drake 2016-20
17. 16.6 - Kristi Cirone, Illinois State 2005-09
18. 16.3 - Kourtney Mennen, Indiana State 1999-03
19. 16.1 - Jeanette Tendai, Missouri State 1983-86
    16.1 - Ann Miller, UNI 1991-93
21. 16.0 - Michelle Nason, Bradley 1993-95
    16.0 - Carla Bennett, Drake 1999-03
    16.0 - Sara Rhine, Drake 2015-20
24. 15.7 - Amy Swisher, UNI 2000-04
    15.7 - Simone Goods, Illinois State 2018-20

Field Goal Percentage (Min. 250 Made)

1. .644 - Tonya Baucom, Missouri State 1992-93
2. .624 - Tammi Blackstone, Drake 1996-00
3. .613 - Sara Rhine, Drake 2015-20
4. .598 - Kristi Kinne, Drake 1991-95
5. .594 - Char Warring, Southern Illinois 1983-84
6. .590 - Theia Hudson, Southern Illinois 1994-98
7. .579 - Sharon Zeilmann, Missouri State 1983-87
8. .576 - Carla Bennett, Drake 1999-03
9. .575 - Bridgett Bonds, Southern Illinois 1984-88
10. .574 - Mary Berghuis, Southern Illinois 1984-88
11. .571 - Kareema Williams, Wichita State 1991-92
12. .570 - Heidi Muller, Missouri State 1989-92
13. .568 - Jennifer Kaczka, Wichita State 1998-02
14. .564 - LaWaynta Dawson, Missouri State 1990-91
15. **.558 - Jasmine Franklin, Missouri State ..... 2018-pres.**
16. .556 - Barb Bennett, UNI 1997-00
    .556 - Wanda Ford, Drake 1982-86
18. .554 - Carlai Moore, Southern Illinois 2005-07
19. .550 - Ann Cavey, Missouri State 1999-02
20. .549 - Shyla Puelston, Evansville 1997-02
21. .547 - Kelly Firth, Southern Illinois 1989-93
    .547 - Abbi Schutte, UNI 1999-02
23. .545 - Susan Wellman, Illinois State 1984-88
24. .543 - Kelly Mago, Missouri State 1985-88
25. .541 - Stephanie Busbey, Missouri State 2001-04

Field Goals Made

1. 1,160 - Jackie Stiles, Missouri State 1998-01
2. 1,132 - Wanda Ford, Drake 1982-86
3. 933 - Lizzy Wendell, Drake 2014-17
4. 840 - Jan Jensen, Drake 1987-91
5. 829 - Sara Rhine, Drake 2015-20
6. 792 - Casey Garrison, Missouri State 2008-12
7. 790 - Carla Bennett, Drake 1999-03
8. 726 - Jeanette Tendai, Missouri State 1983-86
   726 - Amy Swisher, UNI 2000-04
10. 716 - Melody Howard, Missouri State 1991-94
11. 712 - Allison Daniel, Wichita State 1982-86
12. 711 - Sara Dickey, Evansville 2014-17
13. 709 - Amy Hile, Indiana State 1983-87
    709 - Kari Koch, Missouri State 2002-06
15. 697 - Jill Martin, Drake 2003-08
16. 686 - Becca Hittner, Drake 2016-20
17. 664 - Diane Roberts, UNI 1984-88
18. 662 - Cindy Kaufmann, Illinois State 1987-91
19. 658 - Jacqui Kalin, UNI 2007-10; 2012-13
20. 650 - Petra Jackson, Southern Illinois 1982-86
21. 646 - Shyla Puelston, Evansville 1997-02
22. 644 - Rachael Hackbarth, Drake 2008-12
23. 641 - Char Govan, Illinois State 1985-90
24. 640 - Kelly Mago, Missouri State 1985-88
    640 - Kourtney Mennen, Indiana State 1999-03

Field Goals Attempted

1. 2,188 - Jackie Stiles, Missouri State 1998-01
2. 2,037 - Wanda Ford, Drake 1982-86
3. 1,965 - Lizzy Wendell, Drake 2014-17
4. 1,936 - Sara Dickey, Evansville 2014-17
5. 1,748 - Casey Garrison, Missouri State 2008-12
6. 1,741 - Allison Daniel, Wichita State 1982-86
7. 1,724 - Amy Swisher, UNI 2000-04
8. 1,694 - Rishonda Napier, Southern Illinois 2014-17
9. 1,647 - Jacqui Kalin, UNI 2007-10; 2012-13
10. 1,604 - Kari Koch, Missouri State 2002-06
11. 1,570 - Jan Jensen, Drake 1987-91
12. 1,566 - Jill Martin, Drake 2003-08
13. 1,552 - Diane Roberts, UNI 1984-88
    1,552 - Liza Fruendt, Missouri State 2014-18
15. 1,527 - Melody Howard, Missouri State 1991-94
16. 1,521 - Christy Neneman, Creighton 2001-04
17. 1,491 - Madison Weekly, UNI 2014-17
18. 1,482 - LaTeesha Hill, Wichita State 1996-00
19. 1,468 - Jeanette Tendai, Missouri State 1983-86
20. 1,456 - Lindsay Whorton, Drake 2004-08
21. 1,452 - Sara Bailey, Bradley 1999-03
22. 1,433 - Becca Hittner, Drake 2016-20
23. 1,428 - Shelli Braud, Bradley 1985-88
24. 1,421 - Maggie Krick, Illinois State 2006-10
25. 1,416 - Angie Janis, Creighton 2003-06

3-Point Field Goals Made

1. 294 - Dayna Finch, Creighton 2001-04
2. 277 - Rishonda Napier, Southern Illinois 2014-17
3. 276 - Brittany Schoen, Indiana State 2008-12
4. 271 - Kari Koch, Missouri State 2002-06
5. 266 - Lindsay Whorton, Drake 2004-08
6. 265 - Jenni Lingor, Missouri State 2002-05
7. 263 - Kelsey Luna, Indiana State 2006-10
8. 262 - Jaleshia Roberson, Missouri State 2008-12
9. 261 - Kelsey Woodard, Creighton 2007-11
   261 - Jacqui Kalin, UNI 2007-10; 2012-13
11. 258 - Melody Howard, Missouri State 1991-94
    258 - Becca Hittner, Drake 2016-20
13. 256 - Kourtney Mennen, Indiana State 1999-03
14. 250 - Laura Spanheimer, Creighton 2002-05
15. 249 - Kylie Giebelhausen, Southern Illinois 2014-18
16. 248 - Michelle Nason, Western Illinois/Bradley.. 1992, 93-95
17. 242 - Liza Fruendt, Missouri State 2014-18
18. 236 - Julie Rittgers, Drake 1991-95
19. 235 - Kiersten Miller, Drake 1994-98
    235 - Teri Oliver, Southern Illinois 2009-12
21. 230 - Amber Sorenson, UNI 2012-16
    230 - Lizzy Wendell, Drake 2014-17
23. 229 - Kristi Cirone, Illinois State 2005-09
24. 225 - Katie Broaday, Illinois State 2008-12
25. 221 - Jackie Stiles, Missouri State 1998-01

3-Point Field Goals Attempted

1. 824 - Brittany Schoen, Indiana State 2008-12
2. 821 - Sara Dickey, Evansville 2014-17
3. 797 - Lindsay Whorton, Drake 2004-08
4. 796 - Rishonda Napier, Southern Illinois 2013-17
5. 779 - Jaleshia Roberson, Missouri State 2008-12
6. 772 - Jacqui Kalin, UNI 2007-10; 2012-13
7. 766 - Dayna Finch, Creighton 2001-04
8. 739 - Madison Weekly, UNI 2014-17
9. 728 - Kylie Giebelhausen, Southern Illinois 2014-18
10. 721 - Liza Fruendt, Missouri State 2014-18
11. 708 - Kelsey Woodard, Creighton 2007-11
12. 707 - Kelsey Luna, Indiana State 2006-10
13. 705 - Amber Sorenson, UNI 2012-16
14. 702 - Teri Oliver, Southern Illinois 2009-12
15. 683 - Lizzy Wendell, Drake 2014-17
16. 677 - Kari Koch, Missouri State 2002-06
17. 664 - Kourtney Mennen, Indiana State 1999-03
18. 649 - Laura Spanheimer, Creighton 2002-05
19. 635 - Katie Yohn, Bradley 2009-13
20. 632 - Jenni Lingor, Missouri State 2002-05
    632 - Courtney Felke, Evansville 2004-08
22. 618 - Katie Broadway, Illinois State 2008-12
23. 616 - Ally Jensen, Creighton 2009-13
24. 608 - Michelle Nason, Western Illinois/Bradley.. 1992, 93-95
25. 607 - Kiersten Miller, Drake 1994-98

3-Point Field Goal Percentage (Min. 100 Made)

1. .502 - K.C. Cowgill, Missouri State 2003-05
2. .441 - Jackie Stiles, Missouri State 1998-01
3. .440 - Lisa Verhoff, Indiana State 2002-06
4. .439 - Melody Howard, Missouri State 1991-94
5. .437 - Jenny Schmidt, Illinois State 1995-99
6. .434 - Becca Hittner, Drake 2016-20
7. .430 - Shelly Ethridge, Eastern Illinois 1987-90
8. .422 - Cindy Kaufmann, Illinois State 1987-91
9. .421 - Molly Kelly, UNI 1986-90
10. .419 - Jenni Lingor, Missouri State 2002-05
11. .406 - Michelle Nason, Western Illinois/Bradley 1992, 93-95
12. .404 - Erin Richards, Drake 1998-02
    .404 - Terri Moore, Indiana State 1986-88
14. .403 - Alison Langham, Evansville 1998-01
15. .400 - Kari Koch, Missouri State 2003-06
16. .399 - Grace Hales, Valparaiso 2017-20
17. .398 - Kristi Woodard, Creighton 2003-06
18. .396 - Carolyn Hagerty, Eastern Illinois/Bradley 1992, 93-95
19. .395 - Shinko Ono, Evansville 1999-02
20. .393 - Sam Schuett, Creighton 2006-07, 09-10
21. .392 - Deana Alexander, Wichita State 1992-96
22. .391 - Angie Eichhorst, Indiana State 1989-92
    .391 - Deanna Sanders, Southern Illinois 1987-89
    .391 - Tina Robbins, Missouri State 1991-94
25. .390 - Julie Rittgers, Drake 1991-95

Free Throws Made

1. 852 - Jackie Stiles, Missouri State 1998-01
2. 582 - Carrie Welle, Creighton 1995-98
3. 576 - Melanie Boeglin, Indiana State 2002-06
4. 558 - Casey Garrison, Missouri State 2008-12
5. 525 - Tricia Wakely, Drake 1993-96
6. 520 - Amy Hile, Indiana State 1983-87
7. 512 - Kristi Cirone, Illinois State 2005-09
8. 503 - Becca Hittner, Drake 2016-20
9. 495 - Tyonna Snow, Missouri State 2013-16
10. 477 - Jacqui Kalin, UNI 2007-10; 2012-13
11. 466 - Sara Rhine, Drake 2015-20
12. 465 - Cartaesha Macklin, Southern Illinois 2012-16
13. 457 - Angela Buckner, Wichita State 2000-04
14. 455 - Lizzy Wendell, Drake 2014-17
15. 436 - Lisa Davies, Missouri State 1995-98
16. 425 - Jill Martin, Drake 2003-08
17. 423 - Julie Lein, Indiana State 1987-91
18. 420 - Lorri Bauman, Drake 1983-84
19. 411 - Katie Miller, UNI 1999-03
20. 409 - Sara Dickey, Evansville 2014-17
21. 407 - Rebekah Parker, Evansville 2004-08
22. 399 - Tara Mitchem, Missouri State 1999-01
23. 389 - Jenni Lingor, Missouri State 2002-05
24. 388 - Taylor Whitley, Indiana State 2009-13
25. 386 - Christy Neneman, Creighton 2001-04
    386 - Alex Harden, Wichita State 2012-15

13b Records (138-146).indd 141 9/1/2020 3:11:42 PM

MVC RECORDS: INDIVIDUAL CAREER

Free Throws Attempted

1. 997 - Jackie Stiles, Missouri State....1998-01
2. 811 - Carrie Welle, Creighton....1995-98
3. 763 - Tyonna Snow, Missouri State....2013-16
4. 719 - Melanie Boeglin, Indiana State....2002-06
5. 710 - Amy Hile, Indiana State....1984-87
6. 703 - Angela Buckner, Wichita Stae....2000-04
7. 698 - Tricia Wakely, Drake....1993-96
8. 671 - Christiana Shorter, Missouri State....2009-13
9. 656 - Casey Garrison, Missouri State....2008-12
10. 655 - Kristi Cirone, Illinois State....2005-09
11. 603 - Cartaesha Macklin, Southern Illinois....2012-16
12. 601 - Lizzy Wendell, Drake....2014-17
13. 600 - Becca Hittner, Drake....2016-20
14. 586 - Sara Rhine, Drake....2015-20
15. 574 - Lisa Davies, Missouri State....1995-98
16. 567 - Sara Dickey, Evansville....2014-17
17. 565 - Shyla Puelston, Evansville....1998-02
18. 562 - Jill Martin, Drake....2003-08
19. 548 - Rachael Hackbarth, Drake....2008-12
20. 546 - Wanda Ford, Drake....1983-86
21. 543 - Katie Donovan, Illinois State....2001-05
22. 541 - Taylor Whitley, Indiana State....2009-13
23. 532 - Tammi Blackstone, Drake....1997-00
24. 531 - Shannon Thomas, Indiana State....2008-12
25. 525 - Julie Lein, Indiana State....1987-91

Free Throw Percentage (Min. 150 Made)

1. #.919 - Jacqui Kalin, UNI.... 2007-10; 2012-13
2. .894 - Erin Richards, Drake....1998-02
   .894 - Lisa Verhoff, Indiana State....2002-06
4. .882 - Sarah Klaassen, Missouri State....2002-06
5. .872 - Kourtney Mennen, Indiana State....1999-03
   .872 - Grace Hales, Valparaiso....2017-20
7. .870 - Genny Mueller, Bradley....2002-05
8. .864 - Alexa Willard, Missouri State....2016-20
9. .862 - Kristi Woodard, Creighton....2003-06
10. .860 - Marla Douglass, Missouri State....1986-87
11. .857 - Kari Koch, Missouri State....2002-06
12. .855 - Kelsey Woodard, Creighton....2007-11
13. .851 - Casey Garrison, Missouri State....2008-12
14. .850 - Jackie Stiles, Missouri State....1998-01
15. .849 - Shannon Fulton, Illinois State....1987-91
16. .844 - Nicole Clausen, UNI....2006-10
17. .843 - Kristin Santa, Drake....1997-01
18. .842 - Molly McDowell, Southern Illinois....1999-03
    .842 - Anna Munn, Indiana State....2010-14
20. .839 - Charity Shira, Missouri State....1991-92
    .839 - Gabi Haack, Bradley....2017-pres.
22. .838 - Lorri Bauman, Drake....1983-84
    .838 - Becca Hittner, Drake....2016-20
24. .837 - Carolyn Hagerty, Eastern Illinois/Bradley 1992, 93-95
25. .834 - Kelsey Luna, Indiana State....2006-10

#NCAA Record

Consecutive Free Throws Made

1. 53 - Katie Miller, UNI....2000
2. 51 - Becca Hittner, Drake....2018
3. 44 - Kelsey Luna, Indiana State....2009-10
   44 - Kim Wypiszynski, UNI....2009-10
   44 - Mallory Ladd, Evansville....2012-13
6 40 - Sam Schuett, Creighton....2009-10
7. 39 - Stephanie Schmitz, Drake....2002
8. 37 - Casey Garrison, Missouri State....2011
9. 34 - Gabi Haack, Bradley....2020
10. 33 - Kourtney Mennen, Indiana State....2003
    33 - Genny Mueller, Bradley....2003
    33 - Kourtney Mennen, Indiana State....2000
    33 - Rishonda Napier, Southern Illinois....2016-17

Assists

1. 786 - Caitlin Ingle, Drake....2014-17
2. 685 - Melanie Boeglin, Indiana State....2002-06
3. 681 - Kristi Cirone, Illinois State....2005-09
4. 657 - Tina Robbins, Missouri State....1991-94
5. 546 - Pam Tanner, Illinois State....1985-89
   546 - Stephanie Schmitz, Drake....1998-02
7. 542 - Joe Hanig, Western Illinois....1988-91
   542 - Krissy Holden, Indiana State....1990-94
9. 529 - Kari Koch, Missouri State....2002-06
10. 525 - Casey Garrison, Missouri State....2008-12
11. 522 - Jenny Schmidt, Illinois State....1995-99
12. 516 - Amy Nelson, Missouri State....1989-92
    516 - Jenni Fitzgerald, Drake....1986-90
14. 514 - Hazel Olden, Indiana State....1990-94
15. 486 - Cartaesha Macklin, Southern Illinois....2012-16
16. 485 - Jacqui Kalin, UNI.... 2007-10; 2012-13
17. 481 - Keisha Cox, Drake....1994-98
18. 478 - Kristi Cirone, Illinois State....2005-09
19. 475 - Kelley Westhoff, UNI....1993-97
20. 471 - Karen Lewis, Wichita State....1992-95
21. 455 - Secelia Winkfield, Missouri State....1990-93
22. 447 - Jen Brown, Bradley....2003-07
23. 436 - Rishonda Napier, Southern Illinois....2014-17
24. 432 - LuAnn Robinson, Illinois State....1987-91
25. 428 - Latasha Austin, Evansville....1999-02

Steals

1. 436 - Melanie Boeglin, Indiana State....2002-06
2. 369 - Laura Spanheimer, Creighton....2002-05
3. 366 - Kasia McClendon, Southern Illinois....1993-97
4. 352 - Tyonna Snow, Missouri State....2013-16
5. 340 - Kari Koch, Missouri State....2002-06
6. 316 - Tina Robbins, Missouri State....1991-94
7. 309 - Pam Tanner, Illinois State....1985-89
8. 302 - Secelia Winkfield, Missouri State....1990-93
9. 300 - LaTeesha Hill, Wichita State....1996-00
10. 299 - Hazel Olden, Indiana State....1990-94
11. 290 - Latasha Austin, Evansville....1998-02
12. 283 - Raeven King, Wichita State....2000-03
    283 - Shelli Braud, Bradley....1985-88
14. 282 - Sammie Bachrodt, Drake....2015-19
15. 278 - Megan Neuvirth, Creighton....2006-10
    278 - Alex Harden, Wichita State....2012-15
17. 274 - Allison Starr, UNI....1996-00
18. 270 - Becky Flynn, Creighton....1993-96
19. 268 - Lizzy Wendell, Drake....2014-17
20. 266 - Linda Sayavongchanh, Drake....2002-06
21. 264 - Casey Garrison, Missouri State....2008-12
22. 262 - Kristi Cirone, Illinois State....2005-09
23. 261 - Amy Amstutz, Indiana State....1996-99
24. 260 - Carly Deer, Missouri State....1998-01
25. 252 - Haleigh Lankster, Wichita State....2008-12

Blocked Shots

1. 337 - Cassie Hager, UNI....2002-06
2. 260 - Nicolle Lewis, Illinois State....2005-10
3. 221 - Sharon Zeilmann, Missouri State....1983-87
4. 218 - Tammi Blackstone, Drake....1996-00
5. 212 - Shannon Thomas, Indiana State....2008-12
6. 197 - Dena Williams, Bradley....2002-05
7. 189 - Nicolle Lewis, Illinois State....2005-09
8. 177 - Leslie Ferrell, Illinois State....1986-89
9. 175 - Carla Bennett, Drake....1999-03
   175 - Sonya Harris, Bradley....2007-10
11. 165 - Haley Sames, Drake....1996-00
12. 163 - Jenna Hayes, Evansville....2000-03
13. 162 - Dyana Pierre, Southern Illinois....2013-16
14. 154 - Laura Rudolphi, Indiana State....2004-08
15. 153 - Heather Best, Bradley....1996-99
16. 152 - Amy Hoffman, Creighton....2003-06
17. 149 - CiCi Shannon, Southern Illinois....2010-12
18. 133 - Hannah Green, Illinois State....2016-18
19. 130 - Shannon Novosel, Evansville....2005-09
20. 128 - Jenny Olson, Creighton....1992-95
21. 126 - Chelsea Brackmann, Bradley....2016-20
22. 119 - Jazimen Gordon, Wichita State....2009-13
23. 117 - Sarah Nelson, Creighton....2010-13
24. 113 - Abbi Schutte, Drake/UNI.... 1998; 2000-02
25. 109 - Christiana Shorter, Missouri State....2009-13

Rebounds

1. 1,815 - Wanda Ford, Drake....1982-86
2. 1,297 - Angela Buckner, Wichita State....2000-04
3. 1,218 - Dyana Pierre, Southern Illinois....2013-16
4. 1,049 - Alex Cook, UNI....2001-05
5. 1,016 - Jennifer Kackza, Wichita State....1999-02
6. 1,013 - Jill Martin, Drake....2003-08
7. 999 - Sara Rhine, Drake....2015-20
8. 974 - Carla Bennett, Drake....1999-03
9. 953 - Rachael Hackbarth, Drake....2008-12
   953 - Chelsea Brackmann, Bradley....2016-20
11. 945 - Amy Rakers, Southern Illinois....1987-91
12. 938 - Antionette Wells, Wichita State....2004-07
13. 929 - Megan Neuvirth, Creighton....2006-10
    929 - Shannon Thomas, Indiana State....2008-12
15. 916 - Amy Hile, Indiana State....1983-87
16. 910 - Jeanette Tendai, Missouri State....1983-86
17. 911 - Christiana Shorter, Missouri State....2009-13
18. 903 - Tricia Wakely, Drake....1992-96
19. 887 - Tammy Hammel, Indiana State....1983-87
20. 881 - Roshonda Reed, Missouri State....1996-99
    881 - Sam Schuett, Creighton.... 2006-07, 09-11
22. 844 - Nicolle Lewis, Illinois State....2005-10
    844 - Leti Lerma, Bradley....2014-17
24. 842 - Tiff Terwelp, Missouri State....2005-08
25. 833 - Shyla Puelston, Evansville....1997-02

Rebound Average (Min. 50 Games Played)

1. #15.5 - Wanda Ford, Drake....1983-86
2. 12.1 - Angela Buckner, Wichita State....2000-04
3. 10.3 - Dyana Pierre, Southern Illinois....2013-16
4. 9.4 - Alex Cook, UNI....2001-05
5. 8.9 - Jennifer Kaczka, Wichita State....1998-02
6. 8.7 - Angenette Sumrall, Southern Illinois....1993-95
7. 8.6 - Shyla Puelston, Evansville....1998-02
8. 8.5 - Amy Rakers, Southern Illinois....1987-91
   8.5 - Terica Hathaway, Southern Illinois....1997-01
   8.5 - Antionette Wells, Wichita State....2003-07
   8.5 - Wendi Bibbins, Indiana State....2016-18
12. 8.4 - Lori Findahl, Wichita State....1986-89
13. 8.3 - Jeanette Tendai, Missouri State....1983-86
    8.3 - Amy Hile, Indiana State....1983-87
15. 8.1 - Tammy Hammel, Indiana State....1983-87
    8.1 - Tricia Wakely, Drake....1992-96
    8.1 - Sonya Harris, Bradley....2007-10
    8.1 - Chelsea Brackmann, Bradley....2017-20
19. 8.0 - Carla Bennett, Drake....1999-03
    8.0 - Caryn Brune, Illinois State....1989-93
21. 7.9 - Jenny Parr-Cook, Wichita State....1982-86
    7.9 - Roshonda Reed, Missouri State....1996-99
    7.9 - Amy Amstutz, Indiana State....1996-99
    7.9 - Carrie Coffman, Bradley....1992-95
    7.9 - Jill Martin, Drake....2003-08

#NCAA Record

13b Records (138-146).indd 142 9/1/2020 3:11:42 PM

MVC RECORDS: TEAM SINGLE-GAME

Points

1. 129, Bradley ..... 11/27/82 vs. Chicago State
2. 120, Missouri State ..... 11/13/98 vs. Davidson
3. 118, Drake ..... 12/8/16 vs. Clarke
4. 117, Bradley ..... 1/21/18 at Evansville
5. 116, Indiana State ..... 11/18/06 vs. Arkansas-Pine Bluff
6. 112, Drake ..... 1/23/93 vs. UNI
   112, Bradley ..... 12/4/12 at UW-Milwaukee
8. 111, Missouri State ..... 12/31/19 vs. William Jewell
9. 110, Creighton ..... 3/5/95 vs. Indiana State
10. 109, Bradley ..... 12/8/82 vs. Purdue
    109, Bradley ..... 2/13/92 vs. Wichita State
12. 108, Creighton ..... 12/6/93 vs. Chicago State
    108, Evansville ..... 12/6/16 vs. Oakland City
    108, Missouri State ..... 1/27/19 vs. Valparaiso
    108, Drake ..... 1/19/20 vs. Evansville
16. 107, Bradley ..... 12/2/89 vs. Creighton
    107, Indiana State ..... 1/28/89 at Missouri State
    107, Illinois State ..... 3/2/90 vs. Eastern Illinois
    107, Drake ..... 1/14/18 vs. Evansville
20. 106, Bradley ..... 1/23/83 vs. Chicago State
    106, Creighton ..... 12/30/93 vs. Delaware State
    106, Drake ..... 1/25/97 vs. Creighton
    106, UNI ..... 1/23/93 at Drake
24. 105, Creighton ..... 1/20/96 vs. Indiana State
    105, Drake ..... 3/4/17 vs. Wichita State
    105, Missouri State ..... 1/23/99 vs. Drake
    105, Drake ..... 1/17/20 vs. Indiana State

Most Points (Both Teams)

1. 228, Bradley.... at UW-Milwaukee (112-116, 2OT), 12/4/12
2. 218, Drake ..... vs. UNI (112-106 ,4OT), 1/23/93
3. 212, Creighton ..... vs. Indiana State (110-102), 3/5/95
4. 208, Drake ..... vs. Creighton (100-108, 4OT), 12/3/17
   208, Indiana St vs. Missouri St (107-101, 4 OT), 1/28/1989

Fewest Points (Both Teams, Conference Games)

1. 75, Indiana State 38, Southern Illinois 37 (1989-90)
   75, Wichita State 44, Evansville 31 (2015-16)
   75, Illinois State 39, Southern Illinois 36 (2017-18)
4. 77, Southern Illinois 43, Wichita State 34 (1984-85)
5. 80, Loyola 44, Indiana State 36 (2018-19)
6. 83, Creighton 42, Evansville 41 (2009-10)
7. 85, Indiana State 53, Loyola 32 (2016-17)
8. 86, Indiana State 55, Evansville 31 (2009-10)
9. 88, Illinois State 49, Evansville 39 (2010-11)
10. 89, Southern Illinois 52, Missouri State 37 (1984-85)
    89, UNI 49, Southern Illinois 40 (2005-06)
    89, Southern Illinois 45, Creighton 44 (2005-06)
    89, Creighton 54, Indiana State 35 (2008-09)

Field Goals Attempted

1. 103, Drake ..... 2/8/85 vs. UNI
2. 92, Illinois State ..... 2/20/85 vs. Western Illinois
   92, Illinois State ..... 2/1/84 at UNI
   92, Southern Illinois ..... 1/2/14 vs. Bradley
5. 90, Bradley ..... 11/20/84 vs. St. Ambrose
   90, Bradley ..... 1/23/83 vs. Chicago State
   90, Bradley ..... 2/8/96 vs. Creighton
8. 89, Bradley ..... 1/21/83 vs. Mercycrest
9. 87, Bradley ..... 12/8/82 vs. Purdue
   87, Bradley ..... 12/29/01 at Missouri State
   87, Creighton ..... 3/6/04 vs. Southern Illinois

Field Goals Made

1. 55, Bradley ..... 11/27/82 vs. Chicago State
2. 51, Drake ..... 1/6/84 vs. Missouri State
3. 48, Bradley ..... 1/23/83 vs. Chicago State
   48, Illinois State ..... 2/20/85 vs. Western Illinois
   48, Drake ..... 12/8/16 vs. Clarke
6. 47, Illinois State ..... 12/28/87 vs. Western Illinois
   47, Illinois State ..... 1/28/84 vs. Bradley
   47, Bradley ..... 1/21/18 at Evansville
9. 45, Bradley ..... 1/4/85 at UNI

3-Point Field Goals Attempted

1. 48, UNI ..... 11/11/18 at Marquette
2. 44, Creighton ..... 3/7/13 vs. Evansville
   44, Drake ..... 3/20/15 vs. Eastern Michigan
   44, Valparaiso ..... 2/8/19 vs. Drake
5. 42, UNI ..... 11/13/19 at Missouri
5. 41, Illinois State ..... 11/26/03 vs. Air Force
   41, Creighton ..... 11/27/09 at UC Davis
7. 40, 7 times

3-Point Field Goals Made

1. 20, Drake ..... 2/9/18 at Evansville
2. 19, Missouri State ..... 1/16/05 at Indiana State
   19, Drake ..... 3/4/17 vs. Wichita State
4. 17, Missouri State ..... 3/28/05 vs. Iowa
   17, UNI ..... 12/9/07 at UMBC
   17, Drake ..... 1/26/14 vs. Bradley
   17, UNI ..... 2/22/15 vs. Evansville
   17, Evansville ..... 3/13/15 vs. Drake
   17, Bradley ..... 1/21/18 at Evansville
   17, Valparaiso ..... 12/21/18 vs. Bowling Green

Free Throws Attempted

1. 56, Creighton ..... 1/1/01 vs. Wichita State
2. 55, Missouri State ..... 1/15/88 vs. Eastern Illinois
3. 53, Drake ..... 1/28/06 vs. Illinois State
4. 52, Bradley ..... 12/7/87 vs. Marquette
   52, Indiana State ..... 2/25/11 vs. Southern Illinois
6. 50, Wichita State ..... 11/19/05 vs. San Diego State
7. 48, Indiana State ..... 2/3/86 vs. Western Illinois
   48, Creighton ..... 1/22/10 vs. Bradley
   48, Drake ..... 3/1/20 at Valparaiso
10. 47, Indiana State ..... 11/11/07 vs. Arkansas-Pine Bluff
    47, Missouri State ..... 2/10/13 vs. UNI
    47, Drake ..... 1/17/20 vs. Indiana State
13. 46, 6 times

Free Throws Attempted (Both Teams)

1. 90, Wichita State (34) at Creighton (56), 1/1/01
2. 86, Missouri State (42) at Wichita State (44), 2/25/01
3. 81, Loyola (36) at Missouri State (45), 2/12/16
4. 80, Drake (38) vs. UNI (42), 1/5/97
5. 79, Creighton (37) vs. Missouri State (42), 2/7/98
6. 77, Wichita State (50) vs. San Diego State (27), 11/19/05
7. 76, Wichita State (48) vs. Missouri State (28), 3/4/00
   76, Missouri State (47) vs. UNI (29), 2/10/13
9. 74, Creighton (48) vs. Bradley (26), 1/22/10
10. 72, UNI (44) vs. Wichita State (28), 2/16/14
11. 70, Bradley (46) at Northern Arizona (24), 11/24/12
12. 69, Drake (47) vs. Indiana State (22), 1/17/20
13. 67, Creighton (45) vs. New Mexico State (22), 12/20/98
    67, Creighton (35) vs. Stephen F. Austin (32), 11/30/03
    67, Valparaiso (32) vs. Bowling Green (35), 11/24/19
16. 66, Evansville (39) at Creighton (27), 3/6/99
    66, Missouri St. (40) vs. Saint Louis (26), 11/18/09
    66, UNI (39) at South Dakota State (27), 12/9/15

Free Throws Made

1. 43, Missouri State ..... 1/15/88 vs. Eastern Illinois
2. 42, Drake ..... 12/28/95 vs. St. Bonaventure
3. 41, Indiana State ..... 2/15/04 vs. Evansville
   41, Indiana State ..... 11/11/07 vs. Arkansas-Pine Bluff
5. 38, Bradley ..... 12/7/87 vs. Marquette
   38, Indiana State ..... 2/25/11 vs. Southern Illinois
   38, Drake ..... 1/17/20 vs. Indiana State
8. 36, Missouri State ..... 1/2/10 vs. UNI
   36, Bradley ..... 12/4/12 at UW-Milwaukee
10. 35, Southern Illinois ..... 12/2/00 vs. Arkansas-Pine Bluff
    35, Bradley ..... 11/24/12 at Northern Arizona
    35, Missouri State ..... 2/10/13 vs. UNI
13. 34, Bradley ..... 2/1/83 at Loyola (Chi.)
    34, Bradley ..... 12/4/98 at Western Illinois
    34, Creighton ..... 1/22/10 vs. Bradley
    34, Drake ..... 1/27/17 at UNI
17. 33, Bradley ..... 11/28/97 at Weber State
    33, Drake ..... 11/23/08 vs. Kansas
    33, Loyola ..... 11/15/13 vs. IPFW
    33, UNI ..... 2/16/14 vs. Wichita State
    33, Missouri State ..... 2/12/16 vs. Loyola
    33, Drake ..... 3/1/20 at Valparaiso

Consecutive Free Throws Made

1. 27, Creighton ..... (Feb. 4 - Feb. 11, 2001 - 3 games)
2. 26, UNI ..... (Feb. 27 - March 2, 2000 - 2 games)
3. 24, Wichita State ..... (Dec. 20 - Dec. 30, 2000 - 2 games)
4. 23, UNI ..... (Jan. 26 - 1 game)
   23, Drake ..... (Feb. 24 - March 1, 2000 - 2 games)
   23, Valparaiso ..... (Feb. 14-16, 2020 - 2 games)

Rebounds

1. 72, Drake ..... 11/25/17 vs. Mississippi Valley State
2. 68, Missouri State ..... 12/1/12 vs. Northern Kentucky
3. 67, Evansville ..... 3/5/05 vs. Creighton
4. 66, Missouri State ..... 11/26/84 vs. Harding
   66, Illinois State ..... 12/4/93 vs. Fairleigh Dickinson
   66, Evansville ..... 11/11/13 vs. Murray State
7. 64, UNI ..... 11/30/03 vs. Sam Houston
8. 63, Southern Illinois ..... 12/12/15 vs. Morehead State
   63, Bradley ..... 11/16/19 vs. Eureka
10. 62, Bradley ..... 11/20/84 vs. St. Ambrose
    62, Bradley ..... 12/5/92 vs. Texas Southern
    62, Missouri State ..... 3/19/10 vs. Oral Roberts
    62, Missouri State ..... 12/21/12 at SEMO
14. 61, Bradley ..... 2/3/91 vs. Wichita State
15. 60, Missouri State ..... 12/3/10 vs. Eastern Michigan
    60, Missouri State ..... 2/16/10 at Drake
    60, Bradley ..... 11/18/16 vs. Detroit Mercy
    60, Bradley ..... 12/5/17 at Eastern Illinois
    60, Missouri State ..... 3/7/19 at Evansville

Assists

1. 37, Creighton ..... 1/21/94 vs. Wichita State
2. 36, Missouri State ..... 2/22/93 vs. Drake
3. 34, Drake ..... 12/8/16 vs. Clarke
   34, Bradley ..... 1/21/18 at Evansville
5. 33, Drake ..... 12/5/17 vs. Iowa Wesleyan
   33, Drake ..... 12/5/19 vs. Waldorf
6. 32, Illinois State ..... 1/19/85 vs. Indiana State
   32, Illinois State ..... 2/16/85 at Indiana State
   32, Illinois State ..... 2/15/90 at Western Illinois
   32, Drake ..... 1/14/18 vs. Evansville
   32, Drake ..... 2/9/18 at Evansville
   32, Drake ..... 11/10/18 at Western Illinois
   32, Bradley ..... 11/16/19 vs. Eureka
13. 31, Indiana State ..... 11/26/83 vs. IPFW
    31, Illinois State ..... 12/30/87 vs. Western Illinois
    31, Indiana State ..... 12/12/10 vs. USC Upstate
    31, Drake ..... 12/18/14 vs. Northwestern College
    31, Drake ..... 2/10/17 vs. Illinois State
    31, Drake ..... 3/1/18 at Loyola
    31, Loyola ..... 11/19/19 at Chicago State
    31, Drake ..... 1/31/20 vs. Valparaiso

Blocks

1. 15, Missouri State ..... 12/31/19 vs. William Jewell
2. 14, Bradley ..... 2/15/97 vs. UNI
3. 13, Drake ..... 2/28/98 vs. UNI
   13, Bradley ..... 2/19/09, vs. Creighton
   13, Wichita State ..... 3/9/13 at Missouri State
6. 12, Illinois State ..... 1/20/87 vs. Indiana State
   12, Missouri State ..... 1/20/91 vs. UNI
   12, Creighton ..... 1/4/93 vs. Western Illinois
   12, UNI ..... 12/9/83 vs. Iowa State
   12, UNI ..... 11/19/82 vs. Nebraska-Omaha
   12, Bradley ..... 1/1/05 vs. Missouri State
   12, Creighton ..... 2/27/11 at Missouri State
   12, Loyola ..... 1/9/14 vs. Bradley
   12, Loyola ..... 3/14/14 vs. Indiana State
   12, Loyola ..... 11/25/15 vs. Central Michigan
   12, Loyola ..... 12/2/15 vs. Western Michigan
   12, Drake ..... 12/5/19 vs. Waldorf

Steals

1. 35, Eastern Illinois ..... 12/7/83 vs. Butler
2. 31, Illinois State ..... 1/10/87 vs. Valparaiso
3. 26, Bradley ..... 11/27/87 vs. St. Louis
4. 25, Drake ..... 12/5/19 vs. Waldorf
5. 24, Bradley ..... 1/25/1996, vs. Western Illinois
   24, Bradley ..... 12/21/1995 vs. Loyola
   24, Bradley ..... 12/5/1984 vs. NE Illinois
   24, Bradley ..... 11/20/1984 vs. St. Ambrose
9. 23, Drake ..... 12/8/16 vs. Clarke
10. 22, Evansville ..... 1/23/11 at Bradley
    22, Drake ..... 12/5/17 vs. Iowa Wesleyan
12. 21, Illinois State ..... 2/20/85 vs. Western Illinois
    21, Southern Illinois ..... 12/8/94 vs. UNI
    21, Creighton ..... 2/7/03 vs. Missouri State
    21, Valparaiso ..... 1/12/20 at Evansville

Fouls

1. 39, Evansville ..... 2/17/97 vs. Creighton
2. 36, Missouri State ..... 11/30/90 vs. Pepperdine
   36, Missouri State ..... 3/14/99 at Colorado State
   36, Wichita State ..... 1/1/01 at Creighton
   36, Missouri State ..... 2/18/01 at UNI

13b Records (138-146).indd 143 9/1/2020 3:11:42 PM

MVC RECORDS: TEAM SINGLE-SEASON

Games

1.	36, Illinois State	2009-10
2.	35, Missouri State	2000-01
	35, Illinois State	2008-09
	35, Illinois State	2010-11
	35, Missouri State	2010-11
	35, Illinois State	2012-13
	35, UNI	2015-16
	35, Missouri State	2018-19
9.	34, Missouri State	1991-92
	34, Drake	2007-08
	34, Creighton	2008-09
	34, Evansville	2008-09
	34, Bradley	2011-12
	34, Drake	2011-12
	34, UNI	2011-12
	34, UNI	2012-13
	34, Wichita State	2012-13
	34, Wichita State	2014-15
	34, Missouri State	2015-16
	34, Drake	2017-18
	34, Drake	2018-19

Wins

1.	31, Missouri State	1991-92
2.	29, Wichita State	2014-15
3.	28, Illinois State	2009-10
	28, Drake	2016-17
5.	27, Indiana State	2005-06
	27, Illinois State	2008-09
	27, UNI	2010-11
	27, Drake	2018-19

Losses

1.	28, Southern Illinois	2010-11
	28, Illinois State	2014-15
	28, Evansville	2015-16
	28, Loyola	2016-17
5.	27, Evansville	2017-18
6.	26, Evansville	2009-10
	26, Southern Illinois	2012-13
	26, Evansville	2018-19
	26, Evansville	2019-20

Consecutive Wins

1.	23, Southern Illinois	12/7/85 to 3/5/86
2.	22, Drake	12/22/16 to 3/18/17
3.	21, Drake	12/29/17 to 3/16/18
4.	20, Wichita State	11/20/13 to 2/14/14
5.	19, UNI	12/4/10 to 3/13/11

Consecutive Losses

1.	21, Evansville	2017-18
2.	20, Bradley	1999-00
	20, Southern Illinois	2010-11
4.	19, Evansville	1995-96
	19, Illinois State	2014-15
	19, Evansville	2019-20

Consecutive Home Wins

1.	31, Missouri State	12/18/90 to 12/11/92
2.	30, Missouri State	1/8/93 to 11/20/94
3.	26, Southern Illinois	12/7/85 to 12/12/87
4.	23, Creighton	12/22/01 to 3/1/03

Consecutive Conference Wins

1.	47, Drake	2/26/16 to 1/27/19
2.	37, Southern Illinois	1985-86 and 1986-87
3.	24, Missouri State	1/9/99 to 2/5/00
4.	19, UNI	3/6/10 to 3/5/11
5.	17, Illinois State	1987-88 and 1988-89
	17, Missouri State	1/11/92 to 1/10/93
	17, Missouri State	2/2/18 to 2/8/19

Consecutive Conference Home Wins

1.	66, Missouri State	3/3/89 to 1/20/97
2.	28, Creighton	2/9/01 to 2/13/04
3.	24, Illinois State	1/21/10 to 2/23/12
	24, Drake	2/5/16 to 1/13/19
5.	20, Southern Illinois	2/4/85 to 1/1/88
	20, Illinois State	1/30/88 to 2/28/90
	20, Missouri State	2/15/03 to 3/3/05
8.	19, Drake	2/3/96 to 2/5/98
9.	18, Illinois State	2/25/95 to 2/1/97
10.	17, Creighton	1/14/93 to 1/14/95

Consecutive Conference Losses

1.	29, Evansville	12/29/17 to 2/10/19
2.	24, Bradley	2/26/98 to 1/13/00
	24, Southern Illinois	12/31/10 to 1/14/12
4.	22, Evansville	1/30/97 to 2/15/98
5.	**20, Evansville**	**3/7/19 to present**

Points

1.	2,898, Missouri State	2000-01
2.	2,802, Drake	2017-18
3.	2,745, Missouri State	1991-92
4.	2,738, Drake	2018-19
5.	2,712, Drake	2016-17
6.	2,627, Drake	2015-16
7.	2,548, Missouri State	2018-19
8.	2,539, Illinois State	2008-09
9.	2,537, Illinois State	2007-08
10.	2,512, Indiana State	2005-06
11.	2,510, Missouri State	2009-10
12.	2,490, Illinois State	1989-90
13.	2,486, Missouri State	2003-04
14.	2,485, Illinois State	2009-10
15.	2,479, Drake	2019-20
16.	2,469, Missouri State	1998-99
17.	2,449, Missouri State	2004-05
18.	2,446, Creighton	2002-03
19.	2,432, Indiana State	2004-05
20.	2,431, Missouri State	2010-11
21.	2,426, Creighton	1993-94
22.	2,405, Drake	1997-98
23.	2,401, Drake	1996-97
	2,401, Missouri State	2011-12
25.	2,393, Indiana State	2002-03

Field Goals Attempted

1.	2,227, Missouri State	2018-19
2.	2,203, Creighton	2002-03
3.	2,149, Missouri State	2010-11
4.	2,139, Illinois State	2008-09
5.	2,135, Missouri State	2015-16
6.	2,119, Creighton	2003-04
7.	2,109, Illinois State	2012-13
8.	2,094, Southern Illinois	2015-16
9.	2,087, Illinois State	1989-90
10.	2,081, Drake	2016-17
	2,081, Drake	2017-18

Field Goals Made

1.	1,037, Illinois State	1983-84
2.	1,030, Missouri State	1991-92
3.	1,022, Missouri State	2000-01
4.	1,015, Drake	2017-18
5.	1,010, Drake	2016-17
6.	998, Illinois State	1989-90
7.	973, Drake	2018-19
8.	970, Drake	2015-16
9.	951, Illinois State	2007-08
10.	948, Missouri State	2018-19

3-Point Field Goals Attempted

1.	867, Drake	2017-18
2.	846, UNI	2015-16
3.	837, Valparaiso	2018-19
4.	832, Drake	2013-14
5.	828, Creighton	2012-13
6.	826, Drake	2018-19
7.	802, UNI	2014-15
8.	799, UNI	2018-19
9.	792, UNI	2017-18
10.	783, UNI	2012-13

3-Point Field Goals Made

1.	325, Drake	2017-18
2.	#305, Missouri State	2004-05
3.	301, Drake	2018-19
4.	297, Creighton	2012-13
5.	287, Drake	2013-14
6.	277, Missouri State	2003-04
	277, Drake	2016-17
8.	276, Valparaiso	2018-19
9.	267, UNI	2012-13
10.	266, UNI	2014-15
11.	263, UNI	2015-16
12.	260, Creighton	2003-04
13.	259, Creighton	2002-03
14.	251, UNI	2018-19
15.	250, Drake	2015-16
	250, Valparaiso	2019-20

#NCAA Leader

Free Throws Attempted

1.	931, Missouri State	2000-01
2.	844, Drake	1994-95
3.	841, Missouri State	1991-92
4.	789, Missouri State	1998-99
5.	778, Missouri State	2009-10
6.	776, Missouri State	2012-13
7.	769, Wichita State	1999-00
8.	761, Illinois State	2010-11
9.	747, Missouri State	2010-11
10.	742, Southern Illinois	1982-83
11.	738, Missouri State	2013-14
12.	734, Wichita State	2001-02
	734, Indiana State	2010-11
	734, Missouri State	2011-12
15.	716, Wichita State	2000-01

Free Throws Made

1.	720, Missouri State	2000-01
2.	626, Indiana State	2002-03
3.	608, Drake	1994-95
4.	602, Missouri State	1991-92
5.	591, Missouri State	2009-10
6.	568, Missouri State	1998-99
7.	546, Wichita State	1999-00
8.	541, Missouri State	2010-11
9.	540, Indiana State	2010-11
10.	524, Wichita State	2001-02

Rebounds

1.	1.513, Missouri State	2010-11
2.	1,468, Missouri State	2018-19
3.	1,427, Illinois State	2008-09
4.	1,413, Illinois State	2012-13
5.	1,394, Illinois State	2009-10
6.	1,393, Missouri State	2000-01
7.	1,384, Missouri State	2011-12
8.	1,372, Missouri State	2012-13
9.	1,368, Illinois State	2010-11
10.	1,346, Illinois State	2006-07
11.	1,345, Bradley	2011-12
12.	1,342, Creighton	2007-08
13.	1,341, Evansville	2008-09
14.	1,339, Drake	2018-19
15.	1,334, Creighton	2008-09

Assists

1.	778, Drake	2017-18
2.	727, Drake	2018-19
3.	712, Drake	2016-17
4.	695, Missouri State	1991-92
5.	636, Drake	2019-20
6.	634, Illinois State	1989-90
7.	624, Drake	2015-16
8.	619, Creighton	1993-94
9.	611, Missouri State	2000-01
10.	580, Illinois State	2007-08

Blocks

1.	200, UNI	2004-05
2.	192, Missouri State	2010-11
3.	186, Bradley	2008-09
4.	182, UNI	2005-06
	182, Loyola	2013-14
6	180, Loyola	2014-15
7.	177, Drake	1997-98
8.	166, Loyola	2015-16
9.	157, Drake	1998-99
10.	156, Bradley	2009-10
11.	155, Southern Illinois	2010-11
12.	152, Illinois State	2008-09
13.	151, Wichita State	2012-13
14.	148, Illinois State	2009-10
15.	147, UNI	2015-16

Steals

1.	469, Missouri State	1991-92
2.	394, Creighton	2002-03
3.	386, Creighton	1993-94
4.	377, Drake	2016-17
5.	370, Creighton	2003-04
6.	365, Bradley	1983-84
7.	360, Illinois State	1984-85
8.	359, Missouri State	2003-04
9.	333, Wichita State	2014-15
10.	332, Wichita State	2011-12

13b Records (138-146).indd 144 9/1/2020 3:11:42 PM

MVC RECORDS: INDIVIDUAL YEAR-BY-YEAR LEADERS

Points Per Game (30.6)

1983	Lorri Bauman, Drake	26.3
1984	Lorri Bauman, Drake	28.2
1985	Wanda Ford, Drake	24.2
1986	**%Wanda Ford, Drake**	**30.6**
1987	Amy Hile, Indiana State	17.5
1988	Shelli Braud, Bradley	20.7
1989	Amy Vanderkolk, Indiana State	19.8
1990	Amy Rakers, Southern Illinois	20.7
1991	%Jan Jensen, Drake	29.6
1992	Kareema Williams, Wichita State	20.9
1993	Caryn Brune, Illinois State	20.8
1994	Melody Howard, Missouri State	19.1
1995	Amy Walker, Indiana State	19.8
1996	Tricia Wakely, Drake	20.3
1997	Carrie Welle, Creighton	19.8
1998	Jackie Stiles, Missouri State	20.6
1999	Jackie Stiles, Missouri State	25.7
2000	%Jackie Stiles, Missouri State	27.8
2001	%Jackie Stiles, Missouri State	30.3
2002	Kourtney Mennen, Indiana State	19.8
2003	Kourtney Mennen, Indiana State	18.6
2004	Katie Donovan, Illinois State	19.9
2005	Jenni Lingor, Missouri State	20.0
2006	Kari Koch, Missouri State	20.2
2007	Tahnee Balerio, Missouri State	18.5
2008	Jill Martin, Drake	16.8
2009	Kristi Cirone, Illinois State	18.8
2010	Casey Garrison, Missouri State	19.9
2011	Kristin Turk, Drake	20.0
2012	Rachael Hackbarth, Drake	18.9
2013	Jacqui Kalin, UNI	19.4
2014	Kyndal Clark, Drake	19.3
2015	Lizzy Wendell, Drake	21.8
2016	Lizzy Wendell, Drake	19.6
2017	Lizzy Wendell, Drake	21.0
2018	Becca Hittner, Drake	15.7
2019	Becca Hittner, Drake	19.7
2020	Becca Hittner, Drake	18.9

%NCAA Leader

Rebounds Per Game (17.8)

1983	Wanda Ford, Drake	13.1
1984	Wanda Ford, Drake	14.1
1985	**Wanda Ford, Drake**	**17.8**
1986	%Wanda Ford, Drake	16.9
1987	Lori Findahl, Wichita State	10.3
1988	Amy Vanderkolk, Indiana State	7.6
1989	Val Wancket, Bradley	9.4
1990	Amy Rakers, Southern Illinois	10.5
1991	Amy Rakers, Southern Illinois	10.7
1992	Caryn Brune, Illinois State	9.9
1993	Kelly Firth, Southern Illinois	9.2
1994	Julie Street, UNI	8.6
1995	Carrie Coffman, Bradley	11.6
1996	Tricia Wakely, Drake	9.6
1997	Amy Amstutz, Indiana State	7.9
1998	Shyla Puelston, Evansville	8.4
1999	Roshonda Reed, Missouri State	10.0
2000	Jennifer Kaczka, Wichita State	8.9
2001	Angela Buckner, Wichita State	12.6
2002	Angela Buckner, Wichita State	11.3
2003	Angela Buckner, Wichita State	13.1
2004	Angela Buckner, Wichita State	11.4
2005	Alex Cook, UNI	9.6
2006	Antionette Wells, Wichita State	10.9
2007	Antionette Wells, Wichita State	10.4
2008	Tiff Terwelp, Missouri State	9.5
2009	Megan Neuvirth, Creighton	9.6
2010	Stephany Neptune, Southern Illinois	10.9
2011	Shannon Thomas, Indiana State	8.6
2012	Rachael Hackbarth, Drake	11.8
2013	Dyana Pierre, Southern Illinois	8.9
2014	Dyana Pierre, Southern Illinois	9.6
2015	Dyana Pierre, Southern Illinois	11.8
2016	Dyana Pierre, Southern Illinois	11.2
2017	Leti Lerma, Bradley	10.8
2018	Megan Maahs, UNI	9.8
2019	Chelsea Brackmann, Bradley	10.9
2020	Jasmine Franklin, Missouri State	8.7

%NCAA Leader

Field Goal Percentage (.658)

1983	Connie Price, Southern Illinois	.650
1984	Wanda Ford, Drake	.622
1985	Marla Maupin, Illinois State	.569
1986	Bridgett Bonds, Southern Illinois	.583
1987	Mary Berghuis, Southern Illinois	.606
1988	Susan Wellman, Illinois State	.631
1989	Robin Hasemann, Western Illinois	.556
1990	Amy Rakers, Southern Illinois	.574
1991	LaWaynta Dawson, Missouri State	.572
1992	**Tonya Baucom, Missouri State**	**.658**
1993	Tonya Baucom, Missouri State	.628
1994	Kris Kugel, Creighton	.632
1995	Kristi Kinne, Drake	.631
1996	Jennifer Goetz, Indiana State	.519
1997	Tammi Blackstone, Drake	.618
1998	Tammi Blackstone, Drake	.650
1999	Jennifer Kaczka, Wichita State	.647
2000	Carla Bennett, Drake	.596
2001	Jenna Hayes, Evansville	.596
2002	Carla Bennett, Drake	.578
2003	Ashley Chellen, Bradley	.565
2004	Zora Skrabalova, Illinois State	.617
2005	Cassie Hager, UNI	.556
2006	Carlai Moore, Southern Illinois	.548
2007	Antionette Wells, Wichita State	.579
2008	Ashleen Bracey, Illinois State	.559
2009	Kim Wypiszynski, UNI	.512
2010	Shannon Thomas, Indiana State	.556
2011	Emily Hanley, Illinois State	.525
2012	Shannon Thomas, Indiana State	.522
2013	Sarah Nelson, Creighton	.503
2014	Jen Keitel, UNI	.577
2015	Dyana Pierre, Southern Illinois	.554
2016	Sara Rhine, Drake	.629
2017	Becca Jonas, Drake	.539
2018	Sara Rhine, Drake	.591
2019	Sara Rhine, Drake	.612
2020	Sara Rhine, Drake	.650

3-Point Field Goal Percentage (.532)

1987	Marialice Jenkins, Southern Illinois	.407
1988	Barb Perkes, Eastern Illinois	.413
1989	Kris Huffman, UNI	.528
1990	Molly Kelly, UNI	.459
1991	Melody Howard, Missouri State	.500
1992	Melody Howard, Missouri State	.433
1993	Tracy Landuyt, Creighton	.463
1994	Melody Howard, Missouri State	.435
1995	Julie Rittgers, Drake	.418
1996	Suzanne Smith, Evansville	.408
1997	Meredith Jackson, Southern Illinois	.440
1998	Jenny Schmidt, Illinois State	.503
1999	Jackie Stiles, Missouri State	.431
2000	April Kirby, Indiana State	.473
2001	Jackie Stiles, Missouri State	.492
2002	Erin Richards, Drake	.421
2003	Laura Spanheimer, Creighton	.458
2004	K.C. Cowgill, Missouri State	.471
2005	**%K.C. Cowgill, Missouri State**	**.532**
2006	Tara King, UNI	.477
2007	Kelsey Luna, Indiana State	.462
2008	Erin Pauk, Southern Illinois	.447
2009	Ashley Austin, Evansville	.414
2010	Sam Schuett, Creighton	.422
2011	Katelin Oney, UNI	.433
2012	Deja Mattox, Indiana State	.438
2013	McKenzie Fujan, Creighton	.443
2014	Kyndal Clark, Drake	.411
2015	Aile Decker, Wichita State	.412
2016	Madison Weekly, UNI	.414
2017	Becca Hittner, Drake	.526
2018	Becca Hittner, Drake	.437
2019	Karli Rucker, UNI	.417
2020	Elle Ruffridge, Missouri State	.437

%NCAA Leader

Free Throw Percentage (.933)

1983	Lorri Bauman, Drake	.833
1984	Cindy Myers, Western Illinois	.863
1985	Amy Hile, Indiana State	.777
1986	Jeanette Tendai, Missouri State	.829
1987	Marla Douglass, Missouri State	.868
1988	Kris Huffman, UNI	.873
1989	Kris Huffman, UNI	.881
1990	Jenni Fitzgerald, Drake	.875
1991	Beverly Williams, Eastern Illinois	.893
1992	Tracy Roller, Eastern Illinois	.863
1993	Tina Robbins, Missouri State	.903
1994	Hazel Olden, Indiana State	.847
1995	Carolyn Hagerty, Bradley	.862
1996	Valarie Trame, Illinois State	.861
1997	Heather Best, Bradley	.816
1998	Lisa Davies, Missouri State	.827
1999	Kristin Santa, Drake	.856
2000	Jackie Stiles, Missouri State	.859
2001	Tara Mitchem, Missouri State	.898
2002	Stephanie Schmitz, Drake	.895
2003	Molly McDowell, Southern Illinois	.904
2004	Kristi Woodard, Creighton	.892
2005	Genny Mueller, Bradley	.872
2006	Kari Koch, Missouri State	.870
2007	Ashley Chelleen, Bradley	.860
2008	Jacqui Kalin, UNI	.899
2009	Maggie Krick, Illinois State	.822
2010	**%Kelsey Luna, Indiana State**	**.933**
2011	Jacqui Kalin, Southern Illinois	.910
2012	Karly Buer, Missouri State	.881
2013	%Jacqui Kalin, UNI	.955
2014	Anna Munn, Indiana State	.895
2015	Rishonda Napier, Southern Illinois	.870
2016	Cartaesha Macklin, Southern Illinois	.905
2017	Taylor Stewart, Illinois State	.855
2018	Becca Hittner, Drake	.878
2019	Kerri Gasper, Evansville	.897
2020	Alexa Willard, Missouri State	.906

%NCAA Leader

Assists Per Game (7.6)

1983	Judy Burns, Bradley	6.8
1984	Kay Riek, Drake	6.8
1985	Cathy Beesley, Illinois State	6.4
1986	Karlin Hayes, Drake	5.6
1987	Pam Tanner, Illinois State	5.4
1988	Nel Patton, Missouri State	6.1
1989	Amy Nelson, Missouri State	6.4
1990	**Joe Hanig, Western Illinois**	**7.6**
1991	Joe Hanig, Western Illinois	6.6
1992	Amy Nelson, Missouri State	5.8
1993	Mindy Hendrickson, Creighton	6.7
1994	Tina Robbins, Missouri State	7.1
1995	Krissy Holden, Indiana State	6.3
1996	Krissy Holden, Indiana State	7.3
1997	Kelley Westhoff, UNI	7.2
1998	Keisha Cox, Drake	7.0
1999	Stephanie Schmitz, Drake	4.5
2000	Melody Campbell, Missouri State	4.8
2001	Kristin Santa, Drake	4.4
2002	Erica Vicente, Missouri State	7.2
2003	Melanie Boeglin, Indiana State	5.5
2004	Melanie Boeglin, Indiana State	4.9
2005	Melanie Boeglin, Indiana State	5.0
2006	Melanie Boeglin, Indiana State	6.6
2007	Kristi Cirone, Illinois State	5.6
2008	Kristi Cirone, Illinois State	5.2
2009	Marisah Henderson, Wichita State	6.6
2010	Marisah Henderson, Wichita State	5.5
2011	Amanda Cilfton, Illinois State	5.0
2012	Casey Garrison, Missouri State	4.2
2013	Cartaesha Macklin, Southern Illinois	4.2
2014	Ayrealle Beavers, Loyola	5.4
2015	Caitlin Ingle. Drake	6.7
2016	Caitlin Ingle, Drake	6.9
2017	**Caitlin Ingle, Drake**	**7.6**
2018	Sammie Bachrodt, Drake	4.0
2019	Brittney Patrick, Southern Illinois	5.0
2020	Brenni Rose, Drake	4.8

Steals Per Game (4.7)

1983	Deb Drenth, UNI	3.0
1984	Cathy Beesley, Illinois State	2.9
1985	Cathy Beesley, Illinois State	2.9
1986	Melanie Hatfield, Eastern Illinois	4.1
1987	Pam Tanner, Illinois State	2.5
1988	Pam Tanner, Illinois State	3.1
1989	Trena Jones, Wichita State	3.4
1990	Jenni Fitzgerald, Drake	3.3
1991	Hazel Olden, Indiana State	3.3
1992	Hazel Olden, Indiana State	3.3
1993	Becky Flynn, Creighton	3.3
1994	Tina Robbins, Missouri State	3.6
1995	Kasia McClendon, Southern Illinois	4.0
1996	Kasia McClendon, Southern Illinois	3.6
1997	**%Kasia McClendon, Southern Illinois**	**4.7**
1998	Lisa Davies, Missouri State	3.1
1999	LaTeesha Hill, Wichita State	3.0
2000	Carly Deer, Missouri State	2.9
2001	Carly Deer, Missouri State	2.5
2002	Latasha Austin, Evansville	3.6
2003	Melanie Boeglin, Indiana State	3.8
2004	Linda Sayavongchanh, Drake	3.4
2005	Melanie Boeglin, Indiana State	3.8
2006	Melanie Boeglin, Indiana State	3.3
2007	Megan Neuvirth, Creighton	2.4
2008	Skye Johnson, Bradley	2.7
2009	Megan Neuvirth, Creighton	2.4
2010	Casey Garrison, Missouri State	2.7
2011	Kristin Turk, Drake	2.7
2012	Jamie Russell, Illinois State	2.6
2013	Jamie Russell, Illinois State	2.6
2014	Tyonna Snow, Missouri State	3.0
2015	Alex Harden, Wichita State	3.3
2016	Tyonna Snow, Missouri State	3.2
2017	Camary Williams, Evansville	3.8
2018	Paige Saylor, Illinois State	2.4
2019	Sammie Bachrodt, Drake	2.4
2020	Carie Weinman, Valparaiso	2.2

%NCAA Leader

Blocked Shots Per Game (4.35)

1983	Carol Hogan, UNI	2.4
1984	Tami Schebler, UNI	2.4
1985	Sharon Zeilmann, Missouri State	2.7
1986	Kim Harris, Bradley	1.5
1987	Sharon Zeilmann, Missouri State	2.68
1988	Leslie Ferrell, Illinois State	2.4
1989	Leslie Ferrell, Illinois State	1.8
1990	Laura Mull, Eastern Illinois	1.2
1991	Amy Rakers, Southern Illinois	1.3
1992	Eileen Yerkes, Bradley	1.5
1993	Caryn Brune, Illinois State	1.4
1994	Jenny Olson, Creighton	1.5
1995	Jenny Olson, Creighton	1.9
1996	Heather Best, Bradley	1.4
1997	Heather Best, Bradley	1.5
1998	Tammi Blackstone, Drake	2.6
1999	Tammi Blackstone, Drake	2.71
2000	Lynn Pastucha, Bradley	2.0
2001	Kiwana Battle, Indiana State	1.57
2002	Carla Bennett, Drake	1.94
2003	Carla Bennett, Drake	2.25
2004	Cassie Hager, UNI	2.22
2005	**Cassie Hager, UNI**	**4.35**
2006	Cassie Hager, UNI	4.27
2007	Breton Wyett, Missouri State	1.96
2008	Laura Rudolphi, Indiana State	1.8
2009	Sonya Harris, Bradley	2.7
2010	Sonya Harris, Bradley	2.0
	Nicolle Lewis, Illinois State	2.0
2011	Tia Mays, Missouri State	3.1
2012	CiCi Shannon, Southern Illinois	2.2
2013	Sarah Nelson, Creighton	1.4
2014	Troy Hambric, Loyola	2.0
2015	Tamya Sims, Bradley	2.1
2016	Tamya Sims, Bradley	2.0
2017	Hannah Green, Illinois State	2.9
2018	Hannah Green, Illinois State	2.0
2019	Abby O'Connor, Loyola	1.6
2020	Lasha Petree, Bradley	1.7

Notes: Number in parentheses is all-time record;
Record setting season in BOLD.

13b Records (138-146).indd 145 9/1/2020 3:11:43 PM

MVC RECORDS: TEAM YEAR-BY-YEAR/ATTENDANCE

Scoring (83.5)

1983	Bradley	82.7
1984	Drake	80.4
1985	Drake	78.0
1986	Drake	77.8
1987	Bradley	73.4
1988	Illinois State	76.0
1989	Illinois State	77.1
1990	Illinois State	77.6
1991	Indiana State	75.6
1992	Missouri State	80.7
1993	Creighton	73.8
1994	Creighton	78.3
1995	**Drake**	**83.5**
1996	Drake	76.3
1997	Drake	80.0
1998	Drake	80.2
1999	Missouri State	77.2
2000	Drake	74.6
2001	Missouri State	82.8
2002	Drake	73.8
2003	Indiana State	80.0
2004	Missouri State	77.7
2005	Indiana State	76.0
2006	Indiana State	76.1
2007	Indiana State	77.6
2008	Illinois State	76.9
2009	Illinois State	72.5
2010	Missouri State	76.1
2011	UNI	69.7
2012	Missouri State	72.8
2013	Bradley	71.3
2014	Wichita State	71.1
2015	Drake	76.2
2016	Drake	79.6
2017	Drake	82.2
2018	Drake	82.4
2019	Drake	80.5
2020	Drake	82.6

Rebounding (46.9)

1983	Drake	41.1
1984	Wichita State	44.3
1985	**Drake**	**46.9**
1986	Drake	45.8
1987	Indiana State	44.4
1988	Bradley	41.0
1989	Bradley	42.7
1990	Bradley	42.9
1991	Bradley	41.0
1992	Southern Illinois	40.8
1993	Southern Illinois	40.5
1994	Drake	43.3
1995	Southern Illinois	42.3
1996	Wichita State	41.5
1997	Drake	43.7
1998	UNI	43.4
1999	UNI	41.4
2000	Drake	41.1
2001	Missouri State	39.8
2002	Wichita State	41.8
2003	UNI	42.5
2004	Wichita State	42.4
2005	Indiana State	37.0
2006	Wichita State	39.0
2007	Illinois State	40.8
2008	Creighton	40.7
2009	Bradley	41.5
2010	Bradley	41.2
2011	Missouri State	43.2
2012	Missouri State	41.9
2013	Missouri State	44.3
2014	Evansville	40.3
2015	Drake	42.7
2016	Drake	43.0
2017	Missouri State	40.3
2018	Bradley	39.5
2019	Missouri State	41.9
2020	Drake	40.1

Field Goal Percentage (.559)

1983	Drake	.520
1984	**#%Drake**	**.559**
1985	Southern Illinois	.500
1986	Southern Illinois	.489
1987	Southern Illinois	.501
1988	Missouri State	.488
1989	Drake	.481
1990	Missouri State	.486
1991	Missouri State	.500
1992	Missouri State	.519
1993	Missouri State	.494
1994	Missouri State	.482
1995	Drake	.503
1996	Missouri State	.451
1997	Drake	.457
1998	Drake	.486
1999	Missouri State	.470
2000	Drake	.454
2001	Missouri State	.499
2002	Drake	.461
2003	Missouri State	.458
2004	Missouri State	.482
2005	Missouri State	.474
2006	Indiana State	.452
2007	Indiana State	.459
2008	Illinois State	.466
2009	Illinois State	.439
2010	Illinois State	.443
2011	Illinois State	.426
2012	Wichita State	.443
2013	Wichita State	.429
2014	Wichita State	.443
2015	Drake	.442
2016	Drake	.466
2017	Drake	.485
2018	Drake	.488
2019	Drake	.476
2020	Drake	.481

%NCAA Leader; #All-Time NCAA Record

3-Point Field Goal Percentage (.448)

1987	Southern Illinois	.383
1988	Eastern Illinois	.418
1989	UNI	.396
1990	UNI	.432
1991	**Missouri State**	**.448**
1992	Missouri State	.417
1993	Creighton	.415
1994	Missouri State	.394
1995	Drake	.365
1996	Indiana State	.332
1997	Drake	.361
1998	Illinois State	.393
1999	Missouri State	.358
2000	Evansville	.389
2001	Missouri State	.412
2002	Drake	.384
2003	Indiana State	.394
2004	Missouri State	.414
2005	%Missouri State	.445
2006	Indiana State	.372
2007	Indiana State	.391
2008	Illinois State	.360
2009	Bradley	.362
2010	Drake	.384
2011	UNI	.346
2012	Illinois State	.373
2013	Creighton	.359
2014	Drake	.345
2015	Evansville	.358
2016	Drake	.335
2017	Drake	.363
2018	Drake	.375
2019	Drake	.364
2020	Missouri State	.368

%NCAA Leader

Free Throw Percentage (.820)

1983	Drake	.753
1984	Drake	.787
1985	Western Illinois	.679
1986	Missouri State	.704
1987	Indiana State	.735
1988	Eastern Illinois	.723
1989	%Indiana State	.783
1990	Eastern Illinois	.759
1991	Eastern Illinois	.747
1992	Western Illinois	.752
1993	Drake	.763
1994	Bradley	.750
1995	Indiana State	.743
1996	Drake	.732
1997	Drake	.731
1998	Missouri State	.744
1999	Missouri State	.720
2000	Drake	.741
2001	Drake	.787
2002	Drake	.761
2003	Indiana State	.760
2004	Missouri State	.769
2005	%Missouri State	.790
2006	%Missouri State	.793
	%UNI	.793
2007	Evansville	.785
2008	Indiana State	.775
2009	Illinois State	.736
2010	Illinois State	.805
2011	UNI	.762
2012	Bradley	.748
2013	Bradley	.781
2014	UNI	.742
2015	Wichita State	.760
2016	UNI	.659
2017	Drake	.740
2018	**%Evansville**	**.820**
2019	UNI	.775
2020	Valparaiso	.792

%NCAA Leader

Notes: Number in parentheses is all-time record;
Record setting season in BOLD.

Attendance

All-time league-wide single-season marks:

Season	Avg.	Teams w/1,000+ average
2004-05	2,195	9 - all but SIU
2000-01	2,166	5 - DU, ILS, UNI, MSU, WSU
1999-00	2,149	4 - DU, ILS, MSU, WSU
2007-08	2,146	8 - all but BU, UNI
2001-02	2,112	7 - all but UE, ILS, SIU
2006-07	2,018	7 - all but BU, CU, UNI
1997-98	2,012	5 - DU, ILS, INS, MSU, WSU
2005-06	1,981	7 - all but SIU, CU, BU
2001-02	1,974	7 - all but UE, ILS, SIU
1998-99	1,973	6 - DU,ILS, INS, UNI, MSU, WSU
2002-03	1,956	8 - all but UE, SIU
2008-09	1,929	5 - DU, ILS, INS, MSU, WSU
2010-11	1,897	7 - CU, DU, ILS, INS, MSU, UNI, WSU
2009-10	1,860	6 - CU, DU, ILS, INS, MSU, WSU
1994-95	1,845	4 - CU, DU, ILS, MSU
1993-94	1,780	4 - CU, DU, ILS, MSU
1996-97	1,663	3 - DU, ILS, MSU
2011-12	1,646	6 - DU, ILS, INS, MSU, UNI, WSU
2012-13	1,605	7 - CU, DU, ILS, INS, MSU, UNI, WSU
2013-14	1,629	7 - BU, DU, ILS, INS, MSU, UNI, WSU
2014-15	1,577	6 - DU, ILS, INS, MSU, UNI, WSU
2015-16	1,429	5 - DU, INS, MSU, UNI, WSU
2019-20	1,381	7 - BRAD, DU, ILS, INS, MSU, UNI, VALPO
2016-17	1,351	5 - DU, INS, MSU, UNI, WSU
2018-19	1,230	4 - DU, INS, MSU, UNI
2017-18	1,220	4 - DU, INS, MSU, UNI

Top Crowds in MVC Arenas

1. 10,612 (Missouri State at Wichita State, 2/25/01)
2. 10,529 (Missouri State at Wichita State, 3/4/00)
3. 10,307 (Northern Colorado at Wichita State, 12/7/12)
4. 10,200 (Drake at Indiana State, 2/2/08)
   10,200 (Illinois State at Indiana State, 1/10/09)
   10,200 (Wichita State at Indiana State, 2/12/11)

Best in the Nation

Jackie Stiles led the nation in scoring in 2000 and 2001 after finishing second as a sophomore in 1999. Only a handful of league players have led the nation in a statistical category:

Player, School	Season	Stat
Wanda Ford, Drake	1985-86	30.6 ppg
Jan Jensen, Drake	1990-91	29.6 ppg
Wanda Ford, Drake	1985-86	16.9 rpg
Kasia McClendon, Southern Illinois	1996-97	4.7 spg
Jackie Stiles, Missouri State	1999-00	27.8 ppg
Jackie Stiles, Missouri State	2000-01	30.3 ppg
K.C. Cowgill, Missouri State	2004-05	53% fg
Kelsey Luna, Indiana State	2009-10	93.3% FT
Jacqui Kalin, UNI	2012-13	95.5% FT
Kyndal Clark, Drake	2013-14	116 3PT FG

Double Trouble

Wanda Ford holds the league record for single-season double-doubles, with 29 as a senior.

29 - Wanda Ford, Drake (1985-86)
28 - Wanda Ford, Drake (1984-85)
26 - Rachael Hackbarth, Drake (2011-12)
24 - Wanda Ford, Drake (1983-84)
21 - Wanda Ford, Drake (1982-83)
21 - Angela Buckner, Wichita State (2002-03)
20 - Carrie Coffman, Bradley (1994-95)
20 - Angela Buckner, Wichita State (2000-01)
17 - Marla Maupin, Illinois State (1984-85)
17 - Angela Buckner, Wichita State (2003-04)
17 - Alex Cook, UNI (2002-03)
16 - Shyla Puelston, Evansville (1998-99)
16 - Dyana Pierre, Southern Illinois (2014-15)
16 - Chelsea Brackmann, Bradley (2018-19)
15 - Dyana Pierre, Southern Illinois (2015-16)

Home Sweet Home

In 2019-20, Missouri Valley Conference home teams registered a 53-37 (.589) mark in league play.

Below is a listing of the league's homecourt won-loss conference marks, since 1993-94:

Year	Record	League-Best Home Marks
2020	53-37	MSU (9-0); BRAD (8-1); DU (8-1)
2019	47-43	DU (8-1); MSU (7-2)
2018	49-41	DU (9-0); MSU (8-1)
2017	51-39	DU (9-0); UNI (8-1)
2016	51-39	DU/MSU (7-2); INS/LUC/UNI/SIU (6-3)
2015	51-39	DU/WSU (9-0); MSU/UNI (7-2)
2014	50-40	WSU (8-1); INS/UNI (7-2)
2013	53-37	CU (9-0); ILS/WSU (8-1)
2012	56-34	ILS/MSU (8-1); WSU (7-2); INS/ UNI (6-3)
2011	57-33	ILS/UNI (9-0); CU (8-1); MSU/WSU (7-2)
2010	58-32	BU/ILS (8-1); CU/MSU/UNI/WSU (7-2)
2009	59-31	CU/ILS/INS (8-1); BU/DU (7-2)
2008	61-29	CU/UE/DU (8-1)
2007	47-43	SIU (8-1); INS/UNI (6-3)
2006	58-32	DU/INS (8-1); UE/UNI (7-2)
2005	56-34	CU/INS/UNI/MSU (8-1)
2004	48-31	DU/MSU (9-0); CU (8-1)
2003	58-32	CU (9-0); DU/INS/UNI (8-1)
2002	55-35	CU (9-0); MSU/DU (7-2)
2001	51-39	MSU (9-0); DU/UNI (8-1)
2000	51-39	WSU (9-0); UE/MSU (8-1)
1999	50-40	DU (9-0)
1998	53-37	DU (8-1); MSU (8-1)
1997	53-37	DU (9-0)
1996	59-31	MSU, SIU, ILS (9-0)
1995	56-34	MSU (9-0)
1994	41-31	MSU (8-0)

Same-Season 40-Point Games

Only three league players have scored 40 or more points more than twice in the same year and they are below:

Player, School	Season	40-point games
Wanda Ford, Drake	1985-86	6
Jan Jensen, Drake	1990-91	3
Jackie Stiles, Missouri State	1998-99	3
Jackie Stiles, Missouri State	1999-00	3
Jackie Stiles, Missouri State	2000-01	6

Note: Ford and Jensen each led the nation that season in scoring average. Stiles was second in scoring in 1998-99 and led the nation in 1999-00 and in 2000-01.

13b Records (138-146).indd 146 9/1/2020 3:11:44 PM

TOURNAMENT

THE VALLEY®
MISSOURI VALLEY CONFERENCE

HOOPS IN THE HEARTLAND

The 2021 Missouri Valley Conference Women's Basketball Tournament will take place at the TaxSlayer Center in Moline, Ill., for the sixth-straight year.

Affectionally coined "Hoops in the Heartland," the four-day event will showcase all 10 Missouri Valley Conference schools as they compete for the Valley's automatic berth into the NCAA Tournament.

Tickets are available for purchase through each school's institutional ticket office, by phone or in person.

Valley fans are encouraged to cheer on their team during the tournament, which begins on Thursday, March 11, and concludes on Sunday, March 14.

The championship weekend begins on the evening of March 11 with opening-round action starting at 4 p.m. The quarterfinals begin at noon on March 12, with the semifinals starting at 1:30 p.m. on March 13. The championship concludes with a 2 p.m. title game on March 14.

www.mvcquadcities.com

TOURNAMENT SCHEDULE

Thursday, March 11 Opening Round

Game 1
#8 Seed vs. #9 Seed – 4:00 p.m.
Game 2
#7 Seed vs. #10 Seed – 7:00 p.m.

Friday, March 12 Quarterfinals

Game 3
#1 Seed vs. Game 1 Winner – 12:00 p.m.
Game 4
#4 Seed vs. #5 Seed – 2:30 p.m.
Game 5
#2 Seed vs. Game 2 Winner – 6:00 p.m.
Game 6
#3 Seed vs. #6 Seed – 8:30 p.m.

Saturday, March 13 Semifinals

Game 7
Game 3 Winner vs. Game 4 Winner – 1:30 p.m.
Game 8
Game 5 Winner vs. Game 6 Winner – 4:00 p.m.

Sunday, March 14 Final

Game 9 Championship Game – 2:00 p.m.

All times Central and subject to change.

SIT WITH YOUR SCHOOL!

Here are the best ways to guarantee seating within your school's section at the TaxSlayer Center:

A) Buy tickets in person at your school's box office on campus only;

B) Place a credit card order by calling your school's ticket office at the phone number on the back of the ticket application.

CREDIT CARD ORDERS BY PHONE

Ticketmaster – 800-745-3000

PURCHASE TICKETS ONLINE

Purchase tickets online through the MVC Women's Basketball Tournament web site (www.mvcquadcities.com).

$65 Reserved Seating All Sessions;
$45 if purchased by January 18, 2021
$20 Reserved Admission per Session

TAXSLAYER CENTER

The TaxSlayer Center is a 12,000-seat multi-purpose arena and conference center complex located in Moline, Illinois. The arena has garnered numerous concert industry and architectural awards since its construction. The facility opened in May 1993, under the name The MARK of the Quad Cities. The facility has hosted NCAA Division I college basketball games (including the Mid-Continent Conference men's tournament from 1996-1999) in addition to several NHL and NBA exhibition contests and is home to the Quad City Storm of the Southern Professional Hockey League.

QUAD CITIES INFORMATION

The Quad Cities is a dynamic two State (Iowa/Illinois) multi-city metro area. The region includes the cities of Davenport, Bettendorf, Moline, East Moline, Rock Island and the neighboring communities of LeClaire, Eldridge, Port Byron, Silvis, and Coal Valley. With a combined population of over 500,000, the region brings you the excitement of a big city with all the hospitality of a small metropolitan area. Museums, live music venues, micro-breweries, festivals, river cruises, John Deere attractions, delicious dining, shopping, and a vibrant nightlife will keep you entertained. Each city offers its unique vibe, and we invite you to visit them all during the MVC Women's Basketball Tournament. For more information on the Quad Cities, go to visitquadcities.com or visit their Visitor Center located in downtown Moline at 1601 River Drive, Suite 110.

FAN HOTEL INFORMATION

Visit Quad Cities is offering discounted room blocks for MVC fans at a number of hotels near TaxSlayer Center.

Isle Casino Hotel
1777 Isle Parkway
Bettendorf, Iowa 52722
3 miles from TaxSlayer Center
$94.99 single-king & $104.99 double-queen per night + taxes & fees
Reservations: (800) 843-4753
Use code word "MVC21" when making reservations.

Rate includes 2 breakfast coupons per night. There are four dining choices on property, a new land-based casino, pool, fitness center, seasonal marina & boat ramp and riverfront bike trail. Accommodations also include free WiFi in all public places and guest rooms, newly renovated rooms and free parking and valet.

The Axis Hotel by Hilton
1630 5th Avenue, Moline, IL 61265
4 blocks from TaxSlayer Center
$114.00 per night + taxes.
Use code word "MVC" when making reservations.
Reservations: 309-762-0000

Brand new Hilton Tapestry Collection property opened in Fall of 2019. Rate includes made-from-scratch breakfast. The Syndicate Bistro & Bar is on-site. Accommodations include complimentary airport shuttle, business center, fitness center, free parking and WiFi in all guest rooms and public areas.

The Element Moline by Marriott
316 12th Street Moline, IL 61265
Across from TaxSlayer Center
$139.00 per night + taxes for standard king.
Use code word "MVC" when making reservations.
Reservations: 309-517-1659

Rate includes signature, healthful breakfast. Accommodations include complimentary airport shuttle, business center, pool, fitness center, free parking and WiFi in all guest rooms and public areas.

14b Tournament (148-153).indd 148 11/3/2020 10:26:06 AM

MVC TOURNAMENT HISTORY

Back-to-Back Titles

In league history, only Missouri State (1991-94) has won four-straight tournament titles. Wichita State (2013-15) won three-consecutive tournaments, while Drake, Missouri State and UNI have each won back-to-back titles in other years.

No.	Team (Years)	Streak Ended
4	Missouri State (1991-94)	1995/title game
3	Wichita State (2013-15)	2016/opening round
2	Drake (1997-98)	1999/quarters
2	Missouri State (2003-04)	2005/quarters
2	UNI (2010-11)	2012/quarters
2	Drake (17-18)	2019/title game

Close Games

Below is a listing of league tournament games decided by three points or less, plus overtimes.

One-Point Games (9)

1988 No. 2 Eastern Illinois 80, No. 1 Illinois State 79 (title)
1993 No. 1 Missouri State 54, No. 3 Southern Illinois 53 (title)
1997 No. 6 Bradley 53, Missouri State 52 (1st)
No. 5 Southern Illinois 59, No. 4 Indiana State 58 (1st)
2007 No. 4 Evansville 58, No. 5 UNI 57 (quarters)
No. 8 Drake 65, No. 6 Creighton 64 (OT/title)
2009 No. 10 Wichita State 52, No. 7 Missouri State 51 (1st)
2010 No. 5 UNI 54, No. 2 Creighton 53 (title)
2016 No. 1 UNI 46, No. 9 Bradley 45 (quarters)

Two-Point Games (14)

1987 No. 1 Southern Illinois 53, No. 3 Eastern Ill. 51 (title)
1993 No. 3 Southern Illinois 71, No. 2 Creighton 69 (semis)
1995 No. 5 Wichita State 70, No. 4 Creighton 68 (1st)
1996 No. 4 Creighton 70, No. 5 Drake 68 (1st)
2002 No. 4 Evansville 70, No. 5 UNI 68 (1st)
2003 No. 4 Missouri State 61, No. 5 Drake 59 (1st)
2005 No. 8 Illinois State 72, No. 2 Indiana State 70 (title)
2009 No. 9 Evansville 47, No. 2 Creighton 45 (title)
2010 No. 5 UNI 61, No. 1 Illinois State 59 (semis)
2012 No. 7 Drake 56, No. 2 Illinois State 54 (quarters)
2014 No. 6 Illinois State 65, No. 3 UNI 63 (quarters)
2016 No. 10 Evansville 61, Illinois State 59 (1st)
2018 No. 4 S. Illinois 69, No. 5 Indiana St. 67 (quarters)
2019 No. 9 Valparaiso 79, No. 8 Indiana St. 77 (open)

Three-Point Games (15)

1983 No. 2 Southern Illinois 73, No. 3 Drake 70 (semi)
1995 No. 2 Drake 71, No. 1 Missouri State 68 (title)
1999 No. 6 Indiana State 61, No. 3 UNI 58 (1st)
No. 4 Evansville 75, No. 7 Creighton 72 (title)
2000 No. 1 Drake 69, No. 8 Indiana State 66 (1st)
No. 1 Drake 70, No. 3 Missouri State 67 (title)
2002 No. 1 Creighton 77, No. 2 Drake 74 (title)
2004 No. 3 Drake 60, No. 6 Bradley 57 (1st)
2006 No. 9 Creighton 54, No. 8 Southern Illinois 51 (open)
2007 No. 8 Drake 61, No. 4 Evansville 58 (semis)
No. 6 Creighton 59, No. 2 Illinois State 56 (semis)
2009 No. 9 Evansville 84, No. 4 Bradley 81 (OT/semis)
2010 No. 2 Creighton 65, No. 7 Drake 62 (quarters)
2013 No. 3 Illinois State 64, No. 2 Creighton 61 (OT/semis)
2019 No. 3 UNI 66, No. 6 Southern Illinois 63 (quarters)

Overtimes (15)

1990 No. 2 Illinois State 86, No. 3 Missouri State 79 (1st)
1993 No. 3 Southern Illinois 71, No. 2 Creighton 69 (semis)
1995 No. 2 Drake 71, No. 1 Missouri State 68 (title)
1996 No. 3 Illinois State 80, No. 6 Bradley 75 (1st)
1999 No. 6 Indiana State 61, No. 3 UNI 58 (1st)
No. 4 Evansville 75, No. 7 Creighton 72 (title)
2006 No. 4 Evansville 77, No. 5 Wichita State 73 (quarters)
2007 No. 8 Drake 65, No. 6 Creighton 64 (title)
2009 No. 9 Evansville 84, No. 4 Bradley 81 (semis)
2013 No. 10 So. Illinois 83, No. 7 Evansville 74 (1st)
2013 No. 1 Wichita State 75, No. 4 UNI 71 (semis)
2013 No. 3 Illinois State 64, No. 2 Creighton 61 (semis)
2015 No. 7 Evansville 84, No. 7 Drake 79 (quarters)
2016 No. 10 Evansville 61, No. 7 Illinois State 59 (1st)
2017 No. 1 Drake 74, No. 2 UNI 69 (title)

Missouri Valley Conference Tournament Won-Lost Chart

This chart outlines how MVC teams have fared against one another at the league tournament (includes Gateway results, 1983-92). Read across for team's record against league opponent. Record in parentheses is all-time tourney record. Teams records vs. Creighton, Eastern Illinois, Western Illinois and Wichita State are included in the totals.

TEAMS	BRAD	DU	UE	ILS	INS	LUC	MSU	UNI	SIU	VALPO
Bradley (8-28)	---	0-3	2-1	0-4	1-1	1-2	2-7	0-5	1-4	0-0
Drake (45-24)	3-0	---	7-1	4-2	4-1	0-0	5-10	5-0	6-2	2-0
Evansville (17-17)	1-2	1-7	---	3-0	0-1	0-1	2-2	3-2	2-1	0-0
Illinois State (23-24)	4-0	2-4	0-3	---	4-2	0-0	2-2	2-3	4-4	0-0
Indiana State (13-26)	1-1	1-4	1-0	2-4	---	1-0	0-6	2-1	2-3	0-1
Loyola (3-6)	2-1	0-0	1-0	0-0	0-1	---	0-1	0-0	0-1	0-1
Missouri State (46-21)	7-2	10-5	2-2	2-2	6-0	1-0	---	6-2	5-0	0-0
UNI (22-22)	5-0	0-5	2-3	3-2	1-2	0-0	2-6	---	3-0	0-0
Southern Illinois (18-27)	4-1	2-6	1-2	4-4	3-2	1-0	0-5	0-3	---	0-0
Valparaiso (2-2)	0-0	0-2	0-0	0-0	1-0	1-0	0-0	0-0	0-0	---

*Note: Gateway Conference from 1983-92. Missouri Valley from 1993-present. Gateway members were Bradley, Drake, Eastern Illinois, Illinois State, Indiana State, Northern Iowa, Southern Illinois, Southwest Missouri State, Western Illinois and Wichita State. MVC members are Bradley, Drake, Evansville, Illinois State, Indiana State, Loyola, Missouri State, UNI, Southern Illinois and Valparaiso. League champion was determined by tournament in 1983, double round-robin play from 1984-86, and postseason tournament from 1987 until present. Four teams qualified for tournament from 1987-92. All 10 teams qualify from 1993-present.

Year by Year Tournament Champions

Year	Champion	Runner-up	Score	Site
1983	Illinois State	Southern Illinois	62-54	Normal, Ill.
1984-86 - No Tournament				
1987	Southern Illinois	Eastern Illinois	53-51	Carbondale, Ill.
1988	Eastern Illinois	Illinois State	80-79	Normal, Ill.
1989	Illinois State	Southern Illinois	70-53	Normal, Ill.
1990	Southern Illinois	Illinois State	71-54	Carbondale, Ill.
1991	Missouri State	Southern Illinois	74-61	Springfield, Mo.
1992	Missouri State	Southern Illinois	86-69	Springfield, Mo.
1993	Missouri State	Southern Illinois	54-53	Springfield, Mo.
1994	Missouri State	Creighton	88-71	Springfield, Mo.
1995	Drake	Missouri State	71-68 (OT)	Springfield, Mo.
1996	Missouri State	Illinois State	59-56	Des Moines, Iowa
1997	Drake	Wichita State	78-59	Springfield, Mo.
1998	Drake	Missouri State	73-59	Springfield, Mo.
1999	Evansville	Creighton	75-72 (OT)	Des Moines, Iowa
2000	Drake	Missouri State	70-67	Springfield, Mo.
2001	Missouri State	Drake	84-69	Springfield, Mo.
2002	Creighton	Drake	77-74	Springfield, Mo.
2003	Missouri State	Indiana State	75-70	Des Moines, Iowa
2004	Missouri State	Drake	74-67	Springfield, Mo.
2005	Illinois State	Indiana State	72-70	Normal, Ill.
2006	Missouri State	Indiana State	64-55	Springfield, Mo.
2007	Drake	Creighton	65-64 (OT)	Des Moines, Iowa
2008	Illinois State	Drake	70-62	St. Charles, Mo.
2009	Evansville	Creighton	47-45	St. Charles, Mo.
2010	UNI	Creighton	54-53	St. Charles, Mo.
2011	UNI	Missouri State	69-41	St. Charles, Mo.
2012	Creighton	Drake	53-38	St. Charles, Mo.
2013	Wichita State	Illinois State	69-65	St. Charles, Mo.
2014	Wichita State	Drake	73-49	St. Charles. Mo.
2015	Wichita State	Missouri State	85-71	St. Charles, Mo.
2016	Missouri State	UNI	71-58	Moline, Ill.
2017	Drake	UNI	74-69 (OT)	Moline, Ill.
2018	Drake	UNI	75-63	Moline, Ill.
2019	Missouri State	Drake	94-79	Moline, Ill.
2020	No Tournament Due to COVID-19 Pandemic			

14b Tournament (148-153).indd 149 11/3/2020 10:26:07 AM

MVC TOURNAMENT HISTORY

1983

First Round • Normal, Ill. (387)
Illinois St. 76, Western Illinois 60
First Round • Wichita, Kan. (214)
Eastern Illinois 82, Wichita State 71
First Round • Carbondale, Ill. (374)
Southern Illinois 81, Bradley 52
First Round • Des Moines, Iowa (625)
Drake 98, Missouri State 70
Semi-Finals • Normal, Illinois (397)
Illinois State 94, Eastern Illinois 64
Southern Illinois 76, Drake 73
Title Game • Normal, Ill. (578)
Illinois State 62, Southern Illinois 54

1984-86 (No Tournament)

1984 Regular-Season Champ: Drake
1985 Regular-Season Champ: Illinois State
1986 Regular-Season Champ: So. Illinois

1987

Semi-Final • Carbondale, Ill. (883)
No. 1 So. Illinois 63, No. 4 Bradley 56
Semi-Final • Springfield (1,846)
No. 3 E. Illinois 82, No. 2 Missouri St. 71
Title Game • Carbondale (1,468)
No. 1 So. Illinois 53, No. 3 E. Illinois 51

1988

Semi-Final • Normal, Ill. (803)
No. 1 Illinois State 58, No. 4 Drake 54
Semi-Final • Charleston, Ill. (978)
No. 2 E. Illinois 78, No. 3 Indiana St. 66
Title Game • Normal, Ill. (763)
Eastern Illinois 80, Illinois State 79

1989

Semi-Final • Normal, Ill. (923)
No. 1 Illinois St. 83, No. 4 E. Illinois 71
Semi-Final • Carbondale, Ill. (705)
No. 2 So. Illinois 80, No. 3 Drake 65
Title Game • Normal, Ill. (1,263)
No. 1 Illinois State 70, No. 2 So. Illinois 53

1990

Semi-Finals • Carbondale, Ill. (1,078)
No. 2 Illinois St. 86, No. 3 Missouri St. 79 (OT)
No. 1 So. Illinois 62, No. 4 Bradley 58
Title Game • Carbondale, Ill. (1,002)
No. 1 So. Illinois 71, No. 2 Illinois State 54
MVP: Amy Rakers, Southern Illinois

1991

Semi-Final • Springfield, Mo. (1,813)
No. 1 Missouri State 87, No. 4 Drake 66
Semi-Final • Carbondale, Ill. (594)
No. 2 So. Illinois 66, No. 3 Illinois State 42
Title Game • Springfield (2,200)
No. 1 Missouri St. 74, No. 2 So. Illinois 61

1992

Semi-Final • Springfield, Mo. (4,819)
No. 1 Missouri State 88, No. 4 Bradley 59
Semi-Final • Carbondale, Ill. (521)
No. 2 So. Illinois 78, No. 3 Illinois State 64
Title Game • Springfield, Mo. (5,125)
No. 1 Missouri St. 86, No. 2 So. Illinois 69

1993

First Round • Carbondale, Ill. (512)
No. 3 So. Illinois 68, No. 6 Illinois State 57
First Round • Des Moines, Iowa (676)
No. 4 Drake 77, No. 5 Wichita State 68
First Round • Springfield, Mo. (6,847)
No. 1 Missouri State 80, No. 8 Bradley 55
First Round • Omaha, Neb. (312)
No. 2 Creighton 86, No. 7 UNI 73
Semi-Final • Omaha, Neb. (938)
No. 3 So. Illinois 71, No. 2 Creighton 69 (OT)
Semi-Final • Springfield, Mo. (7,568)
No. 1 Missouri State 83, No. 4 Drake 53
Title Game • Springfield, Mo. (8,662)
No. 1 Missouri St. 54, No. 3 So. Illinois 53

1994

First Round • Omaha, Neb. (567)
No. 2 Creighton 75, No. 7 Illinois St. 44
First Round • Springfield, Mo. (7,002)
No. 1 Missouri State 71, No. 8 Bradley 40
First Round • Wichita, Kan. (432)
No. 6 Indiana St. 89, No. 3 Wichita St. 76
First Round • Carbondale, Ill. (356)
No. 5 Drake 80, No. 4 So. Illinois 67
Semi-Finals • Springfield, Mo. (8,830)
No. 2 Creighton 93, No. 6 Indiana St. 78
No. 1 Missouri State 76, No. 5 Drake 55
Title Game • Springfield, Mo. (8,820)
No. 1 Missouri St. 88, No. 2 Creighton 71
MVP: Tina Robbins, Missouri State

1995

Session 1 • Springfield, Mo. (1,234)
No. 2 Drake 82, No. 7 Illinois State 63
No. 3 So. Illinois 86, No. 6 Indiana St. 78
Session 2 • Springfield, Mo. (6,590)
No. 1 Missouri State 68, No. 8 Bradley 56
No. 5 Wichita St. 70, No. 4 Creighton 68
Semi-Finals • Springfield, Mo. (6,623)
No. 2 Drake 82, No. 3 So. Illinois 68
No. 1 Missouri St. 67, No. 5 Wichita St. 57
Title Game • Springfield, Mo. (8,022)
No. 2 Drake 71, No. 1 Missouri St. 68 (OT)
MVP: Tricia Wakely, Drake

1996

Session 1 • Des Moines, Iowa (1,051)
No. 2 So. Illinois 83, No. 7 Wichita St. 65
No. 3 Illinois St. 80, No. 6 Bradley 75 (OT)
Session 2 • Des Moines, Iowa (3,224)
No. 1 Missouri State 83, No. 8 UNI 67
No. 5 Creighton 70, No. 4 Drake 68
Semi-Finals • Des Moines, Iowa (2,037)
No. 3 Illinois State 64, No. 2 So. Illinois 59
No. 1 Missouri St. 66, No. 5 Creighton 54
Title Game • Des Moines, Iowa (2,229)
No. 1 Missouri St. 59, No. 3 Illinois St. 56
MVP: LaTanya Davis, Missouri State

1997

Session 1 • Springfield, Mo. (1,444)
No. 1 Drake 86, No. 8 Creighton 68
No. 5 So. Illinois 59, No. 4 Indiana St. 58
Session 2 • Springfield, Mo. (6,187)
No. 7 Wichita St. 81, No. 2 Illinois St. 53
No. 6 Bradley 53, No. 3 Missouri State 52
Semi-Finals • Springfield, Mo. (2,224)
No. 1 Drake 77, No. 5 So. Illinois 48
No. 7 Wichita State 74, No. 6 Bradley 67
Title Game • Springfield, Mo. (2,613)
No. 1 Drake 78, No. 7 Wichita State 59
MVP: Keisha Cox, Drake

1998

Session 1 • Springfield, Mo. (3,102)
No. 1 Drake 84, No. 8 So. Illinois 70
No. 4 Indiana St. 67, No. 5 Illinois St. 58
Session 2 • Springfield, Mo. (6,802)
No. 3 Creighton 83, No. 6 Wichita St. 60
No. 2 Missouri State 82, No. 7 UNI 58
Semi-Finals • Springfield, Mo. (6,824)
No. 1 Drake 74, No. 4 Indiana State 56
No. 2 Missouri St. 83, No. 3 Creighton 69
Title Game • Springfield, Mo. (7,560)
No. 1 Drake 73, No. 2 Missouri State 59
MVP: Tammi Blackstone, Drake

1999

Session 1 • Des Moines, Iowa (2,530)
No. 1 Missouri St. 73, No. 8 So. Illinois 58
No. 4 Evansville 64, No. 5 Wichita St. 43
Session 2 • Des Moines, Iowa (4,436)
No. 7 Creighton 73, No. 2 Drake 62
No. 6 Indiana St. 61, No. 3 UNI 58 (OT)
Semi-Finals • Des Moines, Iowa (3,356)
No. 4 Evansville 59, No. 1 Missouri St. 55
No. 7 Creighton 76, No. 6 Indiana St. 54
Title Game • Des Moines, Iowa (2,114)
No. 4 Evansville 75, No. 7 Creighton 72 (OT)
MVP: Shyla McKibbon, Evansville

2000

Session 1 • Springfield, Mo. (2,201)
No. 1 Drake 69, No. 8 Indiana State 66
No. 5 UNI 62, No. 4 Wichita State 50
Session 2 • Springfield, Mo. (6,253)
No. 2 Evansville 76, No. 7 So. Illinois 56
No. 3 Missouri St. 72, No. 6 Creighton 53
Semi-Finals • Springfield, Mo. (6,408)
No. 1 Drake 80, No. 5 UNI 65
No. 3 Missouri St. 88, No. 2 Evansville 75
Title Game • Springfield, Mo. (6,686)
No. 1 Drake 70, No. 3 Missouri State 67
MVP: Jackie Stiles, Missouri State

2001

Session 1 • Springfield, Mo. (2,917)
No. 1 Drake 73, No. 8 Bradley 60
No. 5 Evansville 76, No. 4 Creighton 70
Session 2 • Springfield, Mo. (8,060)
No. 2 Missouri St. 92, No. 7 Indiana St. 63
No. 3 UNI 78, No. 6 Wichita State 67
Semi-Finals • Springfield, Mo. (8,181)
No. 1 Drake 64, No. 5 Evansville 59
No. 2 Missouri State 86, No. 3 UNI 54
Final • Springfield, Mo. (8,231)
No. 2 Missouri State 84, No. 1 Drake 69
MVP: Jackie Stiles, Missouri State

2002

Session 1 • Springfield, Mo. (2,537)
No. 1 Creighton 79, No. 8 Indiana St. 65
No. 4 Evansville 70, No. 5 UNI 68
Session 2 • Springfield, Mo. (5,688)
No. 2 Drake 77, No. 7 Bradley 68
No. 6 Wichita St. 75, No. 3 Missouri St. 44
Semi-Finals • Springfield, Mo. (2,912)
No. 1 Creighton 69, No. 4 Evansville 52
No. 2 Drake 77, No. 6 Wichita State 70
Final • Springfield, Mo. (2,884)
No. 1 Creighton 77, No. 2 Drake 74
MVP: Christy Neneman, Creighton



Drake's 1997 team hoists the first of back-to-back MVC Championship trophies.

2003

Session 1 • Des Moines, Iowa (2,718)
No. 2 Indiana St. 81, No. 7 Wichita St. 60
No. 3 UNI 72, No. 6 Bradley 62
Session 2 • Des Moines, Iowa (4,147)
No. 1 Creighton 70, No. 8 Illinois St. 54
No. 4 Missouri State 61, No. 5 Drake 59
Semi-Finals • Des Moines, Iowa (3,017)
No. 2 Indiana State 83, No. 3 UNI 54
No. 4 Missouri St. 81, No. 1 Creighton 70
Final • Des Moines, Iowa (2,924)
No. 4 Missouri St. 75, No. 2 Indiana St. 70
MVP: Kari Koch, Missouri State

2004

Session 1 • Springfield, Mo. (5,845)
No. 7 UNI 71, No. 2 Creighton 65
No. 3 Drake 60, No. 3 Bradley 57
Session 2 • Springfield, Mo. (6,018)
No. 1 Missouri St. 79, No. 8 Wichita St. 60
No. 5 Illinois St. 77, No. 4 Indiana St. 63
Semi-Finals • Springfield, Mo. (6,159)
No. 3 Drake 66, No. 7 UNI 54
No. 1 Missouri St. 93, No. 5 Illinois St. 72
Final • Springfield, Mo. (6,247)
No. 1 Missouri State 74, No. 3 Drake 67
MVP: Jenni Lingor, Missouri State

2005

Session 1 • Normal, Ill. (2,008)
No. 2 Indiana State 83, No. 7 Bradley 59
No. 6 Drake 61, No. 3 Creighton 44
Session 2 • Normal, Ill. (2,099)
No. 8 Illinois St. 61, No. 1 Missouri St. 57
No. 4 UNI 58, No. 5 Evansville 47
Semi-Finals • Normal, Ill. (2,419)
No. 2 Indiana State 79, No. 6 Drake 66
No. 8 Illinois State 58, No. 4 UNI 48
Final • Normal, Ill. (2,572)
No. 8 Illinois St. 72, No. 2 Indiana St. 70
MVP: Jaci McCormack, Illinois State

14b Tournament (148-153).indd 150 11/3/2020 10:26:07 AM

MVC TOURNAMENT HISTORY

2006
(First Year 10-Team Tournament)

Session 1 • Springfield, Mo. (5,218)
No. 9 Creighton 54, No. 8 So. Illinois 51
No. 7 Missouri St. 69, No. 10 Bradley 64
Session 2 • Springfield, Mo. (2,198)
No. 1 Indiana St. 73, No. 9 Creighton 51
No. 4 Evansville 77, No. 5 Wichita St. 73 (OT)
Session 3 • Springfield, Mo. (5,434)
No. 7 Missouri State 78, No. 2 Drake 62
No. 3 UNI 70, No. 6 Illinois State 62
Semi-Finals • Session 4 • Springfield, Mo. (5,628)
No. 1 Indiana St. 81, No. 4 Evansville 65
No. 7 Missouri State 62, No. 3 UNI 59
Final • Session 5 • Springfield, Mo. (5,778)
No. 7 Missouri St. 64, No. 1 Indiana St. 55
MVP: Kari Koch, Missouri St.

2007

Session 1 • Des Moines, Iowa (2,553)
No. 8 Drake 78, No. 9 Wichita State 63
No. 7 Bradley 65, No. 10 Missouri St. 56
Session 2 • Des Moines, Iowa (2,686)
No. 8 Drake 59, No. 1 So. Illinois 47
No. 4 Evansville 58, No. 5 UNI 57
Session 3 • Des Moines, Iowa (2,602)
No. 2 Illinois State 75, No. 8 Bradley 60
No. 6 Creighton 69, No. 3 Indiana St. 65
Semi-Finals • Session 4 • Des Moines, Iowa (2,868)
No. 8 Drake 61, No. 4 Evansville 58
No. 6 Creighton 59, No. 2 Illinois St. 56
Final • Session 5 • Des Moines, Iowa (3,127)
No. 8 Drake 65, No. 6 Creighton 64 (OT)
MVP: Lindsay Whorton, Drake

Missouri State celebrates the 2003 MVC Tournament Championship.

2008
(First Neutral Site Tournament)

Session 1 • St. Charles, Mo. (1,421)
No. 9 So. Illinois 65, No. 8 Bradley 54
No. 7 UNI 75, No. 10 Wichita State 45
Session 2 • St. Charles, Mo. (1,856)
No. 1 Illinois St. 77, No. 9 So. Illinois 65
No. 4 Creighton 56, No. 5 Missouri St. 49
Session 3 • St. Charles, Mo. (2,156)
No. 2 Evansville 79, No. 7 UNI 56
No. 3 Drake 65, No. 6 Indiana State 59
Semi-Finals • St. Charles, Mo. (2,385)
No. 1 Illinois St. 68, No. 4 Creighton 60
No. 3 Drake 46, No. 2 Evansville 41
Final • St. Charles, Mo. (1,829)
No. 1 Illinois State 70, No. 3 Drake 62
MVP: Kristi Cirone, Illinois State

2009

Session 1 • St. Charles, Mo. (1,301)
No. 9 Evansville 58, No. 8 So. Illinois 54
No. 10 Wichita St. 52, No. 7 Missouri St. 51
Session 2 • St. Charles, Mo. (1,423)
No. 9 Evansville 73, No. 1 Illinois St. 60
No. 4 Bradley 70, No. 5 Indiana State 49
Session 3 • St. Charles, Mo. (1,331)
No. 2 Creighton 49, No. 10 Wichita St. 41
No. 3 Drake 68, No. 6 UNI 57
Semi-Finals • St. Charles, Mo. (1,715)
No. No. 9 Evansville 84, No. 4 Bradley 81 (OT)
No. 2 Creighton 53, No. 3 Drake 35
Final • St. Charles, Mo. (1,139)
No. 9 Evansville 47, No. 2 Creighton 45
MVP: Ashley Austin, Evansville

2010

Session 1 • St. Charles, Mo. (1,703)
No. 8 Indiana St. 73, No. 9 So. Illinois 57
No. 7 Drake 73, No. 10 Evansville 62
Session 2 • St. Charles, Mo. (1,593)
No. 1 Illinois St. 76, No. 8 Indiana St. 39
No. 5 UNI 70, No. 4 Bradley 50
Session 3 • St. Charles, Mo. (1,763)
No. 2 Creighton 65, No. 7 Drake 62
No. 6 Wichita St. 80, No. 3 Missouri St. 75
Semi-Finals • St. Charles, Mo. (1,932)
No. 5 UNI 61, No. 1 Illinois State 59
No. 2 Creighton 76, No. 6 Wichita St. 59
Final • St. Charles, Mo. (1,291)
No. 5 UNI 54, No. 2 Creighton 53
MVP: Lizzie Boeck, UNI

2011

Session 1 • St. Charles, Mo. (1,226)
No. 8 Bradley 64, No. 9 Evansville 47
No. 7 Indiana St. 83, No. 10 So. Illinois 68
Session 2 • St. Charles, Mo. (1,298)
No. 1 UNI 87, No. 8 Bradley 57
No. 5 Wichita St. 58, No. 4 Creighton 52
Session 3 • St. Charles, Mo. (2,027)
No. 7 Indiana St. 80, No. 2 Illinois St. 51
No. 3 Missouri State 86, No. 6 Drake 77
Semi-Finals • St. Charles, Mo. (2,027)
No. 1 UNI 61, No. 5 Wichita State 44
No. 3 Missouri St. 84, No. 7 Indiana St. 79
Final • St. Charles, Mo. (1,598)
No. 1 UNI 69, No. 3 Missouri State 41
MVP: Jacqui Kalin, UNI

2012

Session 1 • St. Charles, Mo. (1,152)
No. 8 Bradley 85, No. 9 So. Illinois 67
No. 7 Drake 52, No. 10 Evansville 48
Session 2 • St. Charles, Mo. (1,595)
No. 1 Missouri St. 58, No. 8 Bradley 54
No. 4 Creighton 53, No. 5 UNI 46
Session 3 • St. Charles, Mo. (1,577)
No. 7 Drake 56, No. 2 Illinois State 54
No. 3 Wichita St. 70, No. 6 Indiana St. 49
Semi-Finals • St. Charles, Mo. (2,058)
No. 4 Creighton 56, No. 1 Missouri St. 47
No. 7 Drake 56, No. 3 Wichita State 52
Final • St. Charles, Mo. (1,001)
No. 4 Creighton 53, No. 7 Drake 38
MVP: Carli Tritz, Creighton

2013

Session 1 • St. Charles, Mo. (1,171)
No. 9 Drake 81, No. 8 Missouri State 66
No. 10 So. Illinois 83, No. 7 Evansville 74 (OT)
Session 2 • St. Charles, Mo. (1,204)
No. 1 Wichita State 73, No. 9 Drake 58
No. 4 UNI 71, No. 5 Indiana State 60
Session 3 • St. Charles, Mo. (1,321)
No. 2 Creighton 60, No. 10 So. Illinois 43
No. 3 Illinois State 59, No. 6 Bradley 48
Semi-Finals • St. Charles, Mo. (1,697)
No. 1 Wichita St. 75, No. 4 UNI 71 (OT)
No. 3 Illinois St. 64, No. 2 Creighton 61 (OT)
Final • St. Charles, Mo. (1,322)
No. 1 Wichita St. 69, No. 3 Illinois St. 65
MVP: Alex Harden, Wichita State

2014

Session 1 • St. Charles, Mo. (1,079)
No. 8 Loyola 75, No. 9 Bradley 69
No. 7 Missouri St. 61, No. 10 So. Illinois 39
Session 2 • St. Charles, Mo. (1,131)
No. 1 Indiana State 75, No. 8 Loyola 69
No. 5 Drake 71, No. 4 Evansville 61
Session 3 • St. Charles, Mo. (1,463)
No. 2 Wichita St. 71, No. 7 Missouri St. 53
No. 6 Illinois State 65, No. 3 UNI 63
Semi-Finals • St. Charles, Mo. (1,667)
No. 5 Drake 66, No. 1 Indiana State 58
No. 2 Wichita St. 66, No. 6 Illinois St. 50
Final • St. Charles, Mo. (1,191)
No. 2 Wichita State 73, No. 5 Drake 49
MVP: Alex Harden, Wichita State

2015

Session 1 • St. Charles, Mo. (923)
No. 9 Loyola 67, No. 8 Bradley 55
No. 7 Evansville 55, No. 10 Illinois St. 51
Session 2 • St. Charles, Mo. (1,097)
No. 1 Wichita State 59, No. 9 Loyola 42
No. 4 UNI 59, No. 5 Southern Illinois 50
Session 3 • St. Charles, Mo. (1,575)
No. 7 Evansville 84, No. 2 Drake 79 (OT)
No. 3 Missouri St. 75, No. 6 Indiana St. 57
Semi-Finals • St. Charles, Mo. (1,582)
No. 1 Wichita State 56, No. 4 UNI 42
No. 3 Missouri St. 75, No. 7 Evansville 66
Final • St. Charles, Mo. (1,382)
No. 1 Wichita St. 73, No. 3 Missouri St. 71
MVP: Alex Harden, Wichita State

2016

Session 1 • Moline, Ill. (1,184)
No. 9 Bradley 56, No. 8 Wichita St. 51
No. 10 Evansville 61, No. 7 Illinois St. 59 (ot)
Session 2 • Moline, Ill. (1,337)
No. 1 UNI 46, No. 9 Bradley 45
No. 4 Southern Illinois 73, No. 5 Loyola 64
Session 3 • Moline, Ill. (1,525)
No. 2 Drake 89, No. 10 Evansville 53
No. 3 Missouri St. 70, No. 6 Indiana St. 45
Semi-Finals • Moline, Ill. (2,241)
No. 1 UNI 67, No. 4 Southern Illinois 43
No. 3 Missouri St. 65, No. 2 Drake 61
Final • Moline, Ill. (1,842)
No. 3 Missouri St. 71, No. 1 UNI 58
MVP: Tyonna Snow, Missouri State

2017

Session 1 • Moline, Ill. (917)
No. 9 Illinois St. 51, No. 8 Indiana St. 44
No. 7 Bradley 57, No. 10 Loyola 42
Session 2 • Moline, Ill. (1,360)
No. 1 Drake 64, No. 9 Illinois St. 40
No. 5 Wichita St. 73, No. 4 Southern Illinois 60
Session 3 • Moline, Ill. (1,404)
No. 2 UNI 69, No. 7 Bradley 39
No. 6 Evansville 65, No. 3 Missouri St. 59
Semi-Finals • Moline, Ill. (2,181)
No. 1 Drake 86, No. 5 Wichita St. 68
No. 2 UNI 82, No. 6 Evansville 58
Final • Moline, Ill. (2,451)
No. 1 Drake 74, No. 2 UNI 69 (OT)
MVP: Caitlin Ingle, Drake

Drake's 2018 team kisses the second of back-to-back MVC Championship trophies.

2018

Session 1 • Moline, Ill. (1,028)
No. 8 Valparaiso 63, No. 9 Loyola 46
No. 7 Bradley 77, No. 10 Evansville 49
Session 2 • Moline, Ill. (1,403)
No. 1 Drake 89, No. 8 Valparaiso 40
No. 4 Southern Illinois 69, No. 5 Indiana St. 67
Session 3 • Moline, Ill. (1,706)
No. 2 Missouri St. 76, No. 7 Bradley 68
No. 3 UNI 56, No. 6 Illinois St. 36
Semi-Finals • Moline, Ill. (2,129)
No. 1 Drake 68, No. 4 Southern Illinois 59
No. 3 UNI 70, No. 2 Missouri State 58
Final • Moline, Ill. (2,169)
No. 1 Drake 75, No. 3 UNI 63
MVP: Maddy Dean, Drake

2019

Session 1 • Moline, Ill. (905)
No. 9 Valparaiso 79, No. 8 Indiana St. 77
No. 7 Loyola 90, No. 10 Evansville 80
Session 2 • Moline, Ill. (1,509)
No. 1 Drake 86, No. 9 Valparaiso 58
No. 5 Illinois State 61, No. 4 Bradley 55
Session 3 • Moline, Ill. (1,542)
No. 2 Missouri St. 59, No. 7 Loyola 50
No. 3 UNI 66, No. 6 Southern Illinois 63
Semi-Finals • Moline, Ill. (2,254)
No. 1 Drake 65, No. 5 Illinois State 54
No. 2 Missouri State 89, No. 3 UNI 64
Final • Moline, Ill. (1,558)
No. 2 Missouri State 94, No. 1 Drake 79
MVP: Alexa Willard, Missouri State

2020

No Tournament due to COVID-19 Pandemic

14b Tournament (148-153).indd 151 11/3/2020 10:26:08 AM

MVC TOURNAMENT RECORDS

Most Points/Game

1. 98, Drake vs. Missouri State (70), 3/5/83
2. 94, Illinois State vs. Eastern Illinois (64), 3/9/83
   94, Missouri State vs. Drake (79), 3/17/19
4. 93, Creighton vs. Indiana State (78), 3/11/94
   93, Missouri State vs. Illinois State (72), 3/12/04
6. 92, Missouri State vs. Indiana State (63), 3/8/01
7. 90, Loyola vs. Evansville (80), 3/14/19
8. 89, Indiana State vs. Wichita State (76), 3/9/94
   89, Drake vs. Evansville (53), 3/11/16
   89, Drake vs. Valparaiso (40), 3/9/18
   89, Missouri State vs. UNI (64), 3/16/19

Both Teams:

1. 173, Missouri State (94) vs. Drake (79), 3/17/19
2. 171, Creighton (93) vs. Indiana State (78), 3/11/94
3. 170, Loyola (90) vs. Evansville (80), 3/14/19
4. 168, Drake (98) vs. Missouri State (70), 3/5/83
5. 165, Missouri State (93) vs. Illinois State (72), 3/12/04
   165, Indiana State (89) vs. Wichita State (76), 3/9/94
   165, Illinois State (86) vs. Missouri State (79) OT, 3/9/90
   165, Evansville (84) vs. Bradley (81) OT, 3/14/09
9. 164, Southern Illinois (86) vs. Indiana State (78), 3/9/95

Tournament:

1. 263, Drake, 2007 (4 games)
2. 262, Missouri State, 2001 (3 games)
   262, Evansville, 2009 (4 games)
4. 246, Missouri State, 2004 (3 games)
5. 242, Missouri State, 2019 (3 games)
6. 241, Drake, 1997 (3 games)
7. 239, Creighton, 1994 (3 games)
8. 235, Missouri State, 1994 (3 games)
9. 234, Indiana State, 2003 (3 games)

Fewest Points/Game

1. 35, Drake vs. Creighton (53), 3/14/09
2. 36, Illinois State vs. UNI (56), 3/9/18
3. 38, Drake vs. Creighton (53), 3/11/12
4. 39, Indiana State vs. Illinois State (76), 3/12/10
   39, Southern Illinois vs. Missouri State (61), 3/13/14
   39, Bradley vs. UNI (69), 3/10/17
7. 40, Bradley vs. Missouri State (71), 3/8/94
   40, Illinois State vs. Drake (64), 3/10/17
   40, Valparaiso vs. Drake (89), 3/9/18
10. 41, Evansville vs. Drake (46), 3/15/08
    41, Wichita State vs. Creighton (49), 3/13/09
    41, Missouri State vs. UNI (69), 3/13/11

Both Teams:

1. 87, Drake (46) vs. Evansville (41), 3/15/08
2. 88, Creighton (53) vs. Drake (35), 3/14/09
3. 90, Creighton (49) vs. Wichita State (41), 3/13/09
4. 91, Creighton (53) vs. Drake (38), 3/11/12
   91, UNI (46) vs. Bradley (45), 3/11/16
6. 92, Evansville (47) vs. Creighton (45), 3/15/09
   92, UNI (56) vs. Illinois State (36), 3/9/18
8. 95, Illinois State (51) vs. Indiana State (44), 3/9/17
9. 98, Wichita State (56) vs. UNI (42), 3/14/15
10. 99, Creighton (53) vs. UNI (46), 3/9/12
    99, Bradley (57) vs. Loyola (42), 3/9/17

Largest Margin of Victory

1. 49, Drake (89) vs. Valparaiso (40), 3/9/18
2. 37, Illinois State (76) vs. Indiana State (39), 3/12/10
3. 36, Drake (89) vs. Evansville (53), 3/11/16
4. 32, Missouri State (86) vs. UNI (54), 3/9/01
5. 31, Creighton (75) vs. Illinois State (44), 3/8/94
   31, Missouri State (71) vs. Bradley (40), 3/8/94
   31, Wichita State (75) vs. Missouri State (44), 3/7/02
8. 30, Missouri State (83) vs. Drake (53), 3/9/93
   30, Illinois State (94) vs. Eastern Illinois (64), 3/9/83
   30, UNI (87) vs. Bradley (57), 3/11/11
   30, UNI (69) vs. Bradley (39), 3/10/17

Most Field Goals Made/Game

1. 43, Illinois State vs. Eastern Illinois, 3/9/83

Tournament:

1. 100, Drake, 2007 (4 games)
2. 99, Missouri State, 2001 (3 games)
3. 93, Drake, 1997 (3 games)
4. 91, Creighton, 1994 (3 games)

Most Field Goal Attempts/Game

1. 80, Southern Illinois vs. UNI, 3/13/15

Tournament:

1. 228, Drake, 2007 (4 games)
2. 212, Evansville 2009 (4 games)
3. 202, UNI, 2017 (3 games)
4. 201, Missouri State, 2019 (3 games)
5. 199, Illinois State, 1983 (3 games)

Best Field Goal Percentage/Game

1. .677, Drake (42-62) vs. Missouri State, 3/5/83

Tournament:

1. .600, Drake (72-120), 1983 (2 games)

Most 3-Point Field Goals Made/Game

1. 17, Evansville vs. Drake, 3/13/15
2. 15, UNI vs. Evansville, 3/11/17
3. 14, Drake vs. Missouri State, 3/17/19
4. 13, Illinois State vs. Indiana State, 3/11/04
   13, Indiana State vs. Missouri State, 3/12/11
   13, Evansville vs. Loyola, 3/14/19
   13, Valparaiso vs. Drake, 3/15/19

Tournament:

1. 33, Evansville, 2015 (3 games)
2. 32, UNI, 2017 (3 games)
   32, Drake, 2019 (3 games)
4. 31, Indiana State, 2011 (3 games)
   31, Drake, 2018 (3 games)
6. 28, UNI, 2011 (3 games)
   27, UNI, 2018 (3 games)
8. 26, Creighton, 2002 (3 games)

Most 3-Pt. Field Goal Attempts/Game

1. 38, Evansville vs. Drake, 3/13/15
2. 37, Valparaiso vs. Drake, 3/15/19
2. 35, Drake vs. Evansville, 3/14/14
   35, UNI vs. Evansville, 3/11/17
4. 32, Creighton vs. Drake, 3/12/10
5. 31, Illinois State vs. Indiana State, 3/11/04
   31, Evansville vs. Loyola, 3/14/19
6. 30, Indiana State vs. Missouri State, 3/12/11
   30, UNI vs. Missouri State, 3/13/11
   30, UNI vs. Drake, 3/12/17
   30, UNI vs. Drake, 3/11/18
   30, Drake vs. Missouri State, 3/17/19

Tournament:

1. 92, UNI, 2011 (3 games)
2. 84, Evansville, 2015 (3 games)
3. 82, Drake, 2014 (3 games)
   82, UNI, 2017 (3 games)
5. 79, Drake, 2018 (3 games)
6. 75, Drake, 2019 (3 games)
7. 68, Creighton, 2002 (3 games)
8. 67, UNI, 2018 (3 games)
9. 66, Indiana State, 2011 (3 games)
10. 65, Creighton, 2012 (3 games)

Best 3-Point Field Goal Pct./Game

1. 1.000 (3-3) Wichita State vs. Indiana State, 3/9/12
2. .875 (7-8), Missouri State vs. Creighton, 3/14/03
3. .800 (4-5), Missouri Statevs. Evansville, 3/10/00
4. .750 (6-8), Drake vs. Wichita State, 3/10/12
5. .733 (11-15), Evansville vs. Southern Illinois, 3/9/00
6. .714 (5-7), Drake vs. Southern Illinois, 3/10/95
7. .692 (9-13), Indiana State vs. Drake, 3/9/00
8. .667 (10-15), Creighton vs. Wichita State, 3/5/98
9. .636 (7-11), Evansville vs. Drake, 3/8/01
   .636 (7-11), Illinois State vs. Indiana State, 3/12/05

Tournament (Min. 5 attempts):

1. .692, Indiana State (9-13), 2000 (1 game)
2. .600, Wichita State (6-10), 2007 (1 game)
3. .548, Evansville (17-31), 2000 (2 games)
4. .545, Missouri State (12-22), 2001 (3 games)
5. .500, Creighton (14-28), 1998
   .500, Bradley (9-18), 2002
7. .484, Eastern Illinois (15-31), 1988
   .484, Illinois State (15-31), 2007

Most Free Throws Made/Game

1. 33, Evansville vs. Creighton, 3/6/99
2. 32, Missouri State vs. Evansville, 3/10/00
3. 31, Illinois State vs. Bradley, 3/7/96
4. 30, Indiana State vs. Wichita State, 3/13/03
   30, Missouri State vs. Creighton, 3/12/94
6. 29, Evansville vs. Bradley, 3/14/09
   29, Indiana State vs. Southern Illinois, 3/11/10

Tournament:

1. 88, Evansville, 2009 (4 games)
2. 67, Indiana State, 2003 (3 games)
   67, Evansville, 1999 (3 games)
4. 66, Missouri State, 1994 (3 games)
   66, Missouri State, 2000 (3 games)
6. 65, Illinois State, 1996 (3 games)
7. 59, Missouri State, 1998 (3 games)

Most Free Throw Attempts/Game

1. 39, Indiana State vs. Wichita State, 3/13/03
   39, Evansville vs. Creighton, 3/6/99
   39, Missouri State vs. Evansville, 3/10/00
   39, Evansville vs. Bradley, 3/14/09
5. 38, Illinois State vs. Bradley, 3/7/96
   38, Wichita State vs. Creighton, 3/5/98

Tournament:

1. 114, Evansville, 2009 (4 games)
2. 94, Indiana State, 2003 (3 games)
3. 90, Evansville, 1999 (3 games)
4. 89, Illinois State, 1996 (3 games)
5. 88, Drake, 1995 (3 games)

Best Free Throw Percentage/Game

1. 1.000 (10-10), Bradley vs. Illinois State, 3/9/07
   1.000 (16-16), Missouri State vs. Drake, 3/10/01
   1.000 (11-11), Drake vs. Missouri State, 3/6/91
   1.000 (16-16), Evansville vs. UNI, 3/14/08
   1.000 (12-12), Wichita State vs. Creighton, 3/13/09
   1.000 (15-15), Wichita State vs. Creighton, 3/11/11
   1.000 (14-14), Missouri State vs. Wichita State, 3/15/15

Tournament:

1. .917, Wichita State, 2011 (2 games)
2. .909, Bradley, 1995 (2 games)
3. .889, Missouri State, 2017 (1 game)
   .889, Indiana State, 2018 (1 game)
5. .882, Loyola, 2018 (1 game)
6. .875, Indiana State, 2008 (1 game)
   .875, Illinois State, 2012 (1 game)
8. .872, Indiana State, 2010 (2 games)
9. .867, Indiana State, 2002 (1 game)
   .867, Wichita State, 2016 (1 game)

Most Rebounds/Game

1. 57, Southern Illinois vs. UNI, 3/13/15
2. 56, Missouri State vs. Evansville, 3/10/17

Tournament:

1. 157, Evansville, 2009 (4 games)
2. 141, UNI, 2017 (3 games)
3. 139, Drake, 1997 (3 games)
4. 137, Illinois State, 1983 (3 games)
5. 136, Evansville, 1999 (3 games)

Most Assists/Game

1. 31, Missouri State vs. Drake, 3/6/91
2. 30, Missouri State vs. Indiana State, 3/8/01

Tournament:

1. 72, Missouri State, 2001 (3 games)
2. 66, Missouri State, 2001 (3 games)
3. 63, Creighton, 1994 (3 games)
4. 62, Drake, 1997 (3 games)
   62, Drake, 1998 (3 games)

Most Steals/Game

1. 20, Missouri State vs. UNI, 3/5/98
2. 19, Southern Illinois vs. Bradley, 3/5/83
   19, Missouri State vs. Drake, 3/9/93
   19, Creighton vs. Illinois State, 3/8/94

Tournament:

1. 43, Missouri State, 1994 (3 games)
2. 42, Missouri State, 1993 (3 games)
3. 41, Missouri State, 1998 (3 games)
   41, Drake, 2007 (4 games)
5. 37, Missouri State, 2004 (3 games)
6. 36, Creighton, 1994 (3 games)
   36, Indiana State, 2003 (3 games)

Most Blocks/Game

1. 12, Loyola vs. Indiana State, 3/14/14
2. 11, Creighton vs. Illinois State, 3/8/94
   11, UNI vs. Evansville, 3/10/05
4. 10, Loyola vs. Bradley, 3/12/15
   10, Valparaiso vs. Drake, 3/9/18
   10, Loyola vs. Evansville, 3/14/19
7. 9, Drake vs. Missouri State, 3/7/98
   9, Wichita State vs. Missouri State, 3/7/02
   9, UNI vs. Illinois St., 3/10/06
   9, Southern Illinois vs. Bradley, 3/13/08
   9, Illinois State vs. Southern Illinois, 3/14/08
   9, Evansville vs. Illinois State, 3/13/09
   9, Missouri State vs. Indiana State, 3/12/11
   9, UNI vs. Southern Illinois, 3/13/15
   9, Indiana State vs. Illinois State, 3/9/17
   9, Evansville vs. Bradley, 3/8/18

14b Tournament (148-153).indd 152 11/3/2020 10:26:08 AM

MVC TOURNAMENT RECORDS

Most Turnovers/Game

1. 35, Drake vs. Missouri State, 3/9/93
2. 34, Bradley vs. Missouri State, 3/8/94
3. 31, Loyola vs. Bradley, 3/12/15
4. 30, UNI vs. Missouri State, 3/5/98
5. 29, Bradley vs. Missouri State, 3/11/92
   29, Drake vs. Evansville, 3/13/15

Tournament:

1. 71, Drake, 2012 (4 games)
2. 64, Drake, 2007 (4 games)
3. 63, Missouri State, 1995 (3 games)
   63, Evansville, 2009 (4 games)
5. 62, Drake, 1995 (3 games)

Most Fouls/Game

1. 32, Wichita State vs. Indiana State, 3/13/03
2. 31, Bradley vs. Evansville, 3/14/09
3. 30, Missouri State vs. Drake, 3/11/95
4. 29, Drake vs. Southern Illinois, 3/9/94

Most Points/Game

1. 56, Jackie Stiles (MSU) vs. UE, 3/10/00
2. 47, Jackie Stiles (MSU) vs. DU, 3/10/01
3. 39, Christy Neneman (CU) vs. DU, 3/9/02
4. 36, Carla Bennett (DU) vs. BU, 3/7/02
   36, Amy Swisher (UNI) vs. BU, 3/13/03
6. 34, Amy Amstutz (INS) vs. SIU, 3/6/97
   34, Lizzy Wendell (DU) vs. WSU, 3/11/17
8. 33, Carla Bennett (DU) vs. MSU, 3/10/01
9. 32, Wanda Ford (DU) vs. MSU, 3/5/83
   32, Pat Hamilton (EIU) vs. MSU, 3/4/87
   32, Amy Rakers (SIU) vs. ILS, 3/10/90
   32, Jackie Stiles (MSU) vs. UE, 3/5/99
   32, Cartaesha Macklin (SIU) vs. UE, 3/14/13
14. 31, April Kirby (INS) vs. DU, 3/9/00
    31, Shyla McKibbon (UE) vs. MSU, 3/10/00

Tournament:

1. 103, Jackie Stiles (MSU), 2000 (3 games)
2. 85, Jackie Stiles (MSU), 2001 (3 games)
3. 84, Carla Bennett (DU), 2001 (3 games)
4. 77, Jackie Stiles (MSU), 1998 (3 games)
5. 75, Christy Neneman (CU), 2002 (3 games)
6. 68, Lizzy Wendell (DU), 2014 (3 games)
7. 65, Rachael Hackbarth (DU), 2012 (4 games)
8. 64, Jenni Lingor (MSU), 2004 (3 games)
   64, Tyonna Snow (MSU), 2015 (3 games)
   64, Lizzy Wendell (DU), 2017 (3 games)
11. 63, Melody Howard (MSU), 1994 (3 games)
    63, Stephanie Schmitz (DU), 2002 (3 games)
13. 62, Ashley Austin (UE), 2009 (4 games)
    62, Alex Harden (WSU), 2013 (3 games)
15. 61, Tonya Baucom (MSU), 1993 (3 games)
    61, Shyla McKibbon (UE), 1999 (3 games)
    61, Alex Harden (WSU), 2015 (3 games)

Most Field Goals Made/Game

1. 18, Jackie Stiles (MSU) vs. UE, 3/10/00
2. 16, Jackie Stiles (MSU) vs. DU, 3/10/01
3. 15, Wanda Ford (DU) vs. MSU, 3/5/83
   15, Pat Hamilton (EIU) vs. MSU, 3/4/87
5. 14, Amy Swisher (UNI) vs. BU, 3/13/03
   14, Kelle Lindbeck (WIU) vs. ILS, 3/5/83
   14, Amy Amstutz (INS) vs. SIU, 3/6/97
   14, Christy Neneman (CU) vs. DU, 3/9/02
9. 13, Daphne Smith (ILS) vs. EIU, 5/9/83
   13, Char Warring (SIU) vs. DU, 3/9/83
   13, Shyla McKibbon (UE) vs. MSU, 3/10/00
   13, Carla Bennett (DU) vs. UE, 3/9/01
   13, Tara King (UNI) vs. UE, 3/9/07
   13, Lizzy Wendell (DU) vs. WSU, 3/11/17

Tournament:

1. 36, Jackie Stiles (MSU), 2000 (3 games)
   36, Carla Bennett (DU), 2001 (3 games)
3. 31, Jackie Stiles (MSU), 2001 (3 games)
4. 29, Christy Neneman (CU), 2002 (3 games)
5. 27, Char Warring (SIU), 1983 (3 games)
   27, Rachael Hackbarth (DU), 2012 (4 games)
7. 26, Charitee Longstreth (MSU), 1995 (3 games)
8. 25, Melody Howard (MSU), 1994 (3 games)
   25, Carla Bennett (DU), 2002 (3 games)
   25, Jenni Lingor (MSU), 2004 (3 games)
   25, Alex Harden (WSU), 2013 (3 games)
   25, Alex Harden (WSU), 2015 (3 games)

Best 3-Point FG Pct./Game (Min. 5 Att.)

1. 1.000 (5-5), Kindra Garst (MSU) vs. WSU, 3/10/95
   1.000 (5-5), Alison Langham (UE) vs. SIU, 3/9/00
3. .833 (5-6), Kristin Santa (DU) vs. MSU, 3/11/00
   .800 (4-5), Tami Masterson (UE) vs. MSU, 3/5/99
   .800 (4-5), Jenni Lingor (MSU) vs. WSU, 3/11/04
   .800 (4-5), Dayna Finch (CU) vs. UNI, 3/11/04
7. .778 (7-9), April Kirby (INS) vs. DU, 3/9/00

Tournament (Min. 4 att. per game):

1. .800 (4-5), Dayna Finch (CU), 2004 (1 game)
2. .778 (7-9), April Kirby (INS), 2000 (1 game)
3. .750 (3-4), Cora Conn (INS), 1994 (2 games)
   .750 (3-4), Jessica Leix (CU), 1997 (1 game)
   .750 (3-4), Krissie Spanheimer (CU), 2001 (1 game)
   .750 (6-8), Sara Mozingo (BU), 2002 (1 game)
   .750 (3-4), Tiara Wallace (LUC), 2017 (1 game)
8. .727 (8-11), Kindra Garst (MSU), 1995 (3 games)
9. .714 (5-7), Nicole Denmon (DU), 2003 (1 game)
10. .706 (12-17), Kristin Santa (DU), 2000 (3 games)

Most Free Throws Made/Game

1. 17, Jackie Stiles (MSU) vs. UE, 3/10/00
2. 15, Valarie Trame (ILS) vs. BU, 3/6/96
3. 13, Jackie Stiles (MSU) vs. UE, 3/5/99
4. 12, Kary Dawson (UNI) vs. WSU, 3/8/01
   12, Abbi Schutte (UNI) vs. MSU, 3/9/01
   12, Kourtney Mennen (INS) vs. WSU, 3/13/03
   12, Kelsey Luna (INS) vs. SIU, 3/11/10

Tournament:

1. 28, Jackie Stiles (MSU), 2000 (3 games)
2. 23, Jackie Stiles (MSU), 1998 (3 games)
3. 21, Valarie Trame (ILS), 1996 (3 games)
   21, Shannon Novosel (UE), 2009 (4 games)
5. 20, Jackie Stiles (MSU), 1999 (2 games)
   20, Ashley Austin (UE), 2009 (4 games)
   20, Carli Tritz (CU), 2012 (3 games)

Most Free Throw Attempts/Game

1. 20, Jackie Stiles (MSU) vs. UE, 3/10/00
2. 17, Raisa Taylor (BU) vs. UE, 3/14/09
3. 15, Valarie Trame (ILS) vs. BU, 3/6/96
   15, Carrie Welle (CU) vs. MSU, 3/6/98
   15, Rangie Bessard (WSU) vs. DU, 3/11/17
6. 14, Kourtney Mennen (INS) vs. WSU, 3/13/03
   14, Jackie Stiles (MSU) vs. UE, 3/5/99
   14, Caroline Orr (DU) vs. SIU, 3/6/89
9. 13, Tricia Wakely (DU) vs. MSU, 3/11/95
   13, Abbi Schutte (UNI) vs. MSU, 3/9/01
   13, Alex Harden (WSU) vs. UNI, 3/16/13
   13, Tyonna Snow (MSU) vs. INS, 3/11/16

Tournament:

1. 33, Jackie Stiles (MSU), 2000 (3 games)
2. 32, Tyonna Snow (MSU), 2015 (3 games)
3. 31, Shannon Novosel (UE), 2009 (4 games)
4. 26, Jackie Stiles (MSU), 1998 (3 games)
   26, Carli Tritz (CU), 2012 (3 games)

Best Free Throw Pct./Game (Min. 10 Att.)

1. 1.000 (15-15), Valarie Trame (ILS) vs. BU, 3/6/96
   1.000 (12-12), Kary Dawson (UNI) vs. WSU, 3/8/01
   1.000 (12-12), Kelsey Luna (INS) vs SIU, 3/11/10
   1.000 (11-11), Tina Robbins (MSU) vs. CU, 3/12/94
   1.000 (11-11), Stephanie Schmitz (DU) vs. BU, 3/7/02
   1.000 (10-10), Tonya Baucom (MSU) vs. BU, 3/4/93
   1.000 (10-10), Jackie Stiles (MSU) vs. DU, 3/10/01
   1.000 (10-10), Kari Koch (MSU) vs. DU, 3/13/04
   1.000 (11-11), Becca Hittner (DU) vs. Valpo, 3/9/18

Tournament (Min. 8 att. per game):

1. 1.000 (16-16) Jackie Stiles (MSU), 2001 (3 games)
   1.000 (14-14) Tara King (UNI), 2004 (2 games)
   1.000 (14-14), Kelsey Luna (INS), 2010 (2 games)
   1,000 (14-14) Jacqui Kalin (UNI), 2013 (2 games)
   1.000 (10-10) Meredith Jackson (SIU), 1997 (2 games)
   1.000 (9-9) Kerri Gasper (UE), 2019 (1 game)
   1.000 (8-8) Kimberly Scoggin (MSU), 1987 (1 game)
   1.000 (8-8) April Kirby (INS), 2000 (1 game)
   1.000 (8-8) Ashley Chelleen (BU), 2007 (2 games)
   1.000 (8-8) Monica Burich (DU), 2019 (3 games)
   1.000 (8-8) Grace Hales (VALPO), 2019 (2 games)

Most Rebounds/Game

1. 23, Tricia Wakely (DU) vs. SIU, 3/9/94
2. 22, Wanda Ford (DU) vs. MSU, 3/3/83
3. 21, Dyana Pierre (SIU) vs. UNI, 3/13/15
4. 19, Carla Bennett (DU) vs. MSU, 3/11/00
5. 18, Shyla McKibbon (UE) vs. MSU, 3/5/99
6. 17, Angela Buckner (WSU) vs. INS, 3/13/03
   17, Racheal Mahan (INS) vs. LUC, 3/14/14

Tournament:

1. 45, Rachael Hackbarth (DU), 2012 (4 games)
2. 37, Ashleen Bracey (ILS), 2008 (3 games)
   37, Shannon Thomas (INS), 2011 (3 games)
4. 36, Megan Maahs (UNI), 2017 (3 games)
5. 35, Shyla McKibbon (UE), 1999 (3 games)
   35, Carla Bennett (DU), 2000 (3 games)
   35, Tyonna Snow (MSU), 2016 (3 games)
8. 34, Cathy Boswell (ILS), 1983 (3 games)
   34, Tricia Wakely (DU), 1995 (3 games)
10. 33, Wanda Ford (DU), 1983 (2 games)
    33, Jill Martin (DU), 2008 (3 games)
    33, Racheal Mahan (INS), 2014 (3 games)

Most Assists/Game

1. 11, Mindy Hendrickson (CU) vs. UNI, 3/4/93
   11, Erica Vicente (MSU) vs. INS, 3/8/01
   11, Linda Sayavongchanh (DU) vs. BU, 3/11/04
   11, Jaci McCormack (ILS) vs. INS, 3/11/04
   11, Caitlin Ingle (DU) vs. WSU, 3/11/17
6. 10, Keisha Cox (DU) vs. WSU, 3/8/97
   10, Amanda Glazebrook (ILS) vs. DU, 3/9/95
   10, Marisah Henderson (WSU) vs. MSU, 3/12/09

Tournament:

1. 26, Linda Sayavongchanh (DU), 2004 (3 games)
2. 24, Caitlin Ingle (DU), 2017 (3 games)
3. 23, Keisha Cox (DU), 1998 (3 games)
4. 22, Tina Robbins (MSU), 1994 (3 games)
   22, Taylor Whitley (INS), 2011 (3 games)
6. 21, Secelia Winkfield (MSU), 1993 (3 games)
7. 20, Erica Vicente (MSU), 2001 (3 games)
8. 18, Keisha Cox (DU), 1997 (3 games)
   18, Sue Faber (SIU), 1983 (3 games)
   18, Jodie Gullett (WSU), 1997 (3 games)
   18, Jenny Schmidt (ILS), 1996 (3 games)
   18, Melody Campbell (MSU), 2001 (3 games)
   18, Jaci McCormack (ILS), 2004 (2 games)
   18, Sammie Bachrodt (DU), 2019 (3 games)

Most Steals/Game

1. 8, Tracy Landuyt (CU) vs. Illinois State, 3/6/94
2. 7, Krisha Green (BU) vs. Illinois State, 3/7/96
   7, Sarah Singer (MSU) vs. UNI, 3/5/98
   7, Carly Deer (MSU) vs. Evansville, 3/10/00
   7, Carlesa Dixon (WSU) vs. Missouri State, 3/7/02
   7, Haleigh Lankster (WSU) vs. Drake, 3/10/12
   7, Alex Harden (WSU) vs. Loyola, 3/13/15
   7, Alex Harden (WSU) vs. Missouri State, 3-15-15
9. 6, Keisha Cox (DU) vs. Creighton, 3/7/96
   6, Secelia Winkfield (MSU) vs. Drake, 3/9/93
   6, Kim Evans (WSU) vs. Creighton, 3/9/95
   6, Carly Deer (MSU) vs. Indiana State, 3/8/01
   6, Alissa Kirby (UE) vs. UNI, 3/10/05
   6, Haleigh Lankster (WSU) vs. Creighton, 3/11/11
   6, Michelle Young (BU) vs. Loyola, 3/13/14

Tournament:

1. 16, Alex Harden (WSU), 2015 (3 games)
2. 14, Megan Neuvirth (CU), 2007 (3 games)
3. 13, Tina Robbins (MSU), 1994 (3 games)
4. 12, Secelia Winkfield (MSU), 1993 (3 games)
   12, Becky Flynn (CU), 1994 (3 games)
   12, Carly Deer (MSU), 2000 (3 games)
7. 10, Melanie Boeglin (INS), 2003 (3 games)
   10, Sarah Singer (MSU), 1998 (3 games)
   10, Kim Evans (WSU), 1995 (2 games)
   10, Haleigh Lankster (WSU), 2012 (2 games)
   10, Jamie Russell (ILS), 2013 (3 games)
   10, Tyonna Snow (MSU), 2015 (3 games)
   10, Jasmine Franklin (MSU), 2019 (3 games)

Most Blocks/Game

1. 7, Cassie Hager (UNI) vs. Evansville, 3/10/05
2. 6, Cathy Boswell (ILS) vs. Southern Illinois, 3/11/83
   6, Cassie Hager (UNI) vs. Illinois State, 3/10/06
   6, Sonya Harris (BU) vs. Southern Illinois, 3/13/08
   6, Sarah Nelson (CU) vs. Missouri State, 3/10/12
   6, Reagan Wentland (INS) vs. Illinois State, 3/9/17

Tournament:

1. 11, Cassie Hager (UNI), 2005 (2 games)
   11, Shannon Novosel (UE), 2009 (4 games)
3. 10, Cassie Hager (UNI), 2004 (2 games)
4. 9, Jenny Olson (CU), 1993 (3 games)
   9, Sarah Nelson (CU), 2012 (3 games)
6. 8, Cathy Boswell (ILS), 1983 (3 games)
   8, Lauren Dybing (DU), 2008 (3 games)
   8, Haleigh Lankster (WSU), 2011 (2 games)
9. 7, Sue Faber (SIU), 1983 (3 games)
   7, Tammi Blackstone (DU), 1998 (3 games)
   7, Kenyatta Shelton (ILS), 2008 (3 games)

POSTSEASON

THE VALLEY®
MISSOURI VALLEY CONFERENCE

2021 NCAA WOMEN'S BASKETBALL CHAMPIONSHIP

2021 NCAA Women's Final Four
April 2 & 4, 2021
San Antonio, Texas
AlamoDome
Hosts:
University of the Incarnate Word
&
University of Texas at San Antonio

Welcome to San Antonio
2021 will mark the 40th year of NCAA women's championships and the third time the event will be held in San Antonio. The 40th edition of the Women's Final Four will be held at AlamoDome and hosted by the University of the Incarnate Word and the University of Texas at San Antonio.

Television Broadcast
For the 19th consecutive year, ESPN and ESPN2 will broadcast all 63 games of the 2021 NCAA Division I Women's Basketball Championship. This marks the 26th straight year (since 1996) ESPN is the championship's exclusive television home. The network will offer whip-around-styled coverage of the first- and second-round games to most of the nation with regionalized/protected coverage in the home markets of the competing teams.

In addition to its national telecast on the ESPN family of networks and availability online via the ESPN App, the 2021 NCAA Women's Final Four will be distributed to over 200 countries around the world.

Radio Broadcast
For the 36th straight year (since 1986) the final three games of the tournament will be broadcast to a national radio audience via the NCAA Radio Network/WestwoodOne Sports in 2021.

Website
Go to NCAA.com/womensfinalfour for the latest news and information regarding the 2020 NCAA Women's Final Four.

Social Media
Fans of the NCAA Division I Women's Basketball Championship are invited to join in via Facebook (NCAAWomensBasketball) and/or Twitter (@NCAAWBB).

HOST INFORMATION

FIRST AND SECOND ROUNDS
Friday, March 19 - Monday, March 22

Non-predetermined sites
Top-16 seeds to host

REGIONALS
Friday, March 26 - Monday, March 29

Albany Regional
Times Union Center
Albany, NY
Sienna College and MAAC, hosts

Austin Regional
H-E-B Center at Cedar Park
Cedar Park, TX
University of Texas, host

Cincinnati Regional
Cintas Center
Cincinnati, OH
Xavier University, host

Spokane Regional
Spokane Arena
Spokane, WA
Idaho, host

WOMEN'S FINAL FOUR
Friday, April 2 & Sunday, April 4

AlamoDome
San Antonio, Texas
University of the Incarnate Word and University of Texas at San Antonio, hosts

TOURNAMENT FIELD

The field for the 2021 NCAA Tournament will consist of 64 teams, with 32 teams getting automatic bids by virtue of winning their league championship. The remaining 32 teams will be selected by the NCAA Women's Basketball Committee.

The Missouri Valley Conference is one of the 32 leagues whose tournament champion receives an automatic berth.

American Athletic	Mid-American
America East	Mid-Eastern
Atlantic 10	Missouri Valley
Atlantic Coast	Mountain West
Atlantic Sun	Northeast
Big 12	Ohio Valley
Big East	Pac-12
Big South	Patriot
Big Sky	Southeastern
Big Ten	Southern
Big West	Southland
Colonial	Southwestern
Conference USA	Sun Belt
Horizon	Summit
Ivy League	WestCoast
Metro Atlantic	Western Athletic

2 FINAL FOUR
MISSOURI STATE - 1992, 2001

3 ELITE EIGHT
MISSOURI STATE - 1992, 2001
DRAKE - 1982

7 SWEET SIXTEEN
MISSOURI STATE - 1992, 1993, 2001, 2019
DRAKE - 1982, 2002
SOUTHERN ILLINOIS - 1987

15b Postseason (156-160).indd 156 9/1/2020 3:13:02 PM

MVC IN THE NCAA TOURNAMENT

MVC Seeds in the NCAA Tourney

Below is a list of previous seeds for The Valley (and Gateway) teams in the NCAA Tournament. The tournament field has expanded from 32 (1982-85) to 40 teams (1986-88) to 48 teams (1989-93) to 64 teams (1994-present).

Year	Team	Seed	Rec.
1983	Illinois State	6	0-1
1984	Drake	7	0-1
1985	Illinois State	8	0-1
1986	Southern Illinois	6	0-1
	*Drake	10	1-1
1987	Southern Illinois	5	1-1
1988	Eastern Illinois	10	0-1
1989	Illinois State	7	1-1
1990	Southern Illinois	11	0-1
1991	Missouri State	8	1-1
1992	Missouri State	8	4-1
	*Southern Illinois	10	1-1
1993	Missouri State	7	2-1
1994	Missouri State	6	1-1
	*Creighton	10	1-1
1995	Drake	5	1-1
	*Missouri State	9	1-1
1996	Missouri State	12	0-1
1997	Drake	13	0-1
1998	Drake	5	0-1
	*Missouri State	8	0-1
1999	*Missouri State	7	1-1
	Evansville	13	0-1
2000	Drake	8	0-1
	*Missouri State	10	0-1
2001	*Drake	12	0-1
	Missouri State	5	4-1
2002	*Drake	7	2-1
	Creighton	12	0-1
2003	Missouri State	15	0-1
2004	Missouri State	12	0-1
2005	Illinois State	15	0-1
2006	Missouri State	13	0-1
2007	Drake	16	0-1
2008	Illinois State	13	0-1
2009	Evansville	15	0-1
2010	UNI	16	0-1
2011	UNI	13	0-1
2012	Creighton	14	0-1
2013	*Creighton	10	1-1
	Wichita State	14	0-1
2014	Wichita State	14	0-1
2015	Wichita State	13	0-1
2016	Missouri State	13	0-1
2017	Drake	10	0-1
	*UNI	10	0-1
2018	Drake	13	0-1
2019	Missouri State	11	2-1
	*Drake	10	0-1
2020	No Tournament due to COVID-19		

***At-large selection. All others earned automatic berths via Conference championship.**

MVC Records in the NCAA Tournament

School (Years)	Years	Won	Lost	Pct.
Creighton (94, 02, 12, 13)	4	2	5	.286
Drake (82, 84, 86, 95, 97, 98, 00, 01, 02, 07, 17-19)	13	6	13	.316
Eastern Illinois (88)	1	0	1	.000
Evansville (99, 09)	2	0	2	.000
Illinois State (83, 85, 89, 05, 08)	5	1	4	.200
Missouri State (91-96, 98-01, 03, 04, 06, 16, 19)	15	16	15	.516
Northern Iowa (2010, 11, 17)	3	0	3	.000
Southern Illinois (86, 87, 90, 92)	4	2	4	.333
Wichita State (2013, 14, 15)	3	0	3	.000
CONFERENCE TOTALS		**27**	**50**	**.351**
***ALL-TIME TOTALS**		**28**	**51**	**.354**

***Includes Creighton's 1-1 mark in the 1992 NCAA Tournament**

MVC Game Results in the NCAA Tournament

1982 **First Round:** Drake 90, Ohio State 79
Regional Semis: Drake 91, Long Beach State 78
Regional Final: Maryland 89, Drake 78
National Champion: Louisiana Tech Runner-up: Cheyney State

1983 **First Round:** Kansas State 91, Illinois State 72
National Champion: Southern California Runner-up: Louisiana Tech

1984 **First Round:** Texas 96, Drake 60
National Champion: Southern California Runner-up: Tennessee

1985 **First Round:** Louisiana Tech 81, Illinois State 57
National Champion: Old Dominion Runner-up: Georgia

1986 **First Round:** Drake 73, Kentucky 70; Southern Illinois, Bye
Second Round: Auburn 61, Southern Illinois 39; Mississippi 84, Drake 71
National Champion: Texas Runner-up: Southern California

1987 **Second Round:** Southern Illinois 70, Louisiana State 56
Regional Semis: Louisiana Tech 66, Southern Illinois 53
National Champion: Tennessee Runner-up: Louisiana Tech

1988 **First Round:** Colorado, 78, Eastern Illinois 72
National Champion: Louisiana Tech Runner-up: Auburn

1989 **First Round:** Illinois State 100, Northwestern State 79
Second Round: Stanford 105, Illinois State 77
National Champion: Tennessee Runner-up: Auburn

1990 **First Round:** Ohio State 73, Southern Illinois 61
National Champion: Stanford Runner-up: Auburn

1991 **First Round:** Missouri State 94, Tennessee Tech 64
Second Round: Tennessee 55, Missouri State 47
National Champion: Tennessee Runner-up: Virginia

1992 **First Round:** Creighton 79, Long Beach 66; So. Illinois 84, Colorado 80 (OT); Missouri St. 75, Kansas 59
Second Round: Ole Miss 72, So. Illinois 56; Missouri St. 61, Iowa 60 (OT); Stephen F. Austin 75, Creighton 74
Regional Semifinals: Missouri State 83, UCLA 57
Regional Finals: Missouri State 94, Mississippi 71
National Semifinals: Western Kentucky 84, Missouri State 72
National Champion: Stanford Runner-up: Western Kentucky

1993 **First Round:** Missouri State 86, Oklahoma State 71
Second Round: Missouri State 86, Maryland 82
Regional Semis: Louisiana Tech 59, Missouri State 43
National Champion: Texas Tech Runner-up: Ohio State

1994 **First Round:** Creighton 84, Bowling Green State 73; Missouri State 75, Northern Ill. 56
Second Round: Texas Tech 75, Creighton 65; Virginia 67, Missouri State 63
National Champion: North Carolina Runner-up: Louisiana Tech

1995 **First Round:** Drake 87, Mississippi 81 (OT); Missouri State 49, Utah 47
Second Round: G. Washington 96, Drake 93 (OT); Colorado 78, Missouri State 34
National Champion: Connecticut Runner-up: Tennessee

1996 **First Round:** Texas 73, Missouri State 55
National Champion: Tennessee Runner-up: Georgia

1997 **First Round:** Illinois 79, Drake 62
National Champion: Tennessee Runner-up: Old Dominion

1998 **First Round:** Colorado State 81, Drake 75; Notre Dame 78, Missouri State 64
National Champion: Tennessee Runner-up: Louisiana Tech

1999 **First Round:** Missouri State 72, Cal-Santa Barbara 70; LSU 78, Evansville 69
Second Round: Colorado St. 86, Missouri State 70
National Champion: Purdue Runner-up: Duke

2000 **First Round:** Auburn 78, Missouri State 74; Clemson 64, Drake 50
National Champion: Connecticut Runner-up: Tennessee

2001 **First Round:** Villanova 66, Drake 56; Missouri State 89, Toledo 71
Second Round: Missouri State 60, Rutgers 53
Regional Semifinals: Missouri State 81, Duke 71
Regional Finals: Missouri State 104, Washington 87
National Semifinals: Purdue 81, Missouri State 64
National Champion: Notre Dame Runner-up: Purdue

2002 **First Round:** Drake 87, Syracuse 69; Florida International 73, Creighton 58
Second Round: Drake 76, Baylor 72
Regional Semifinals: South Carolina 79, Drake 65
National Champion: Connecticut Runner-up: Oklahoma

2003 **First Round:** Texas Tech 67, Missouri State 59
National Champion: Connecticut Runner-up: Tennessee

2004 **First Round:** Notre Dame 69, Missouri State 65 (OT)
National Champion: Connecticut Runner-up: Tennessee

2005 **First Round:** Baylor 91, Illinois State 70
National Champion: Baylor Runner-up: Michigan State

2006 **First Round:** Purdue 73, Missouri State 52
National Champion: Maryland Runner-up: Duke

2007 **First Round:** Tennessee 76, Drake 37
National Champion: Tennessee Runner-up: Rutgers

2008 **First Round:** Oklahoma 69, Illinois State 61
National Champion: Tennessee Runner-up: Stanford

2009 **First Round:** Texas A&M 80, Evansville 45
National Champion: Connecticut Runner-up: Louisville

2010 **First Round:** Nebraska 83, UNI 44
National Champion: Connecticut Runner-up: Stanford

2011 **First Round:** Michigan State 69, UNI 66
National Champion: Texas A&M Runner-up: Notre Dame

2012 **First Round:** St. John's 69, Creighton 67
National Champion: Baylor Runner-up: Notre Dame

2013 **First Round:** Creighton 61, Syracuse 56; Texas A&M 71, Wichita State 45
Second Round: Tennessee 68, Creighton 52
National Champion: Connecticut Runner-up: Louisville

2014 **First Round:** Penn State 62, Wichita State 56
National Champion: Connecticut Runner-up: Notre Dame

2015 **First Round:** California 78, Wichita State 66
National Champion: Connecticut Runner-up: Notre Dame

2016 **First Round:** Texas A&M 74, Missouri State 65
National Champion: Connecticut Runner-up: Syracuse

2017 **First Round:** DePaul 88, UNI 67; Kansas State 67, Drake 54
National Champion: South Carolina Runner-up: Mississippi State

2018 **First Round:** Texas A&M 89, Drake 76
National Champion: Notre Dame Runner-up: Mississippi State

2019 **First Round:** Missouri 77, Drake 76 (OT); Missouri State 89, DePaul 78
Second Round: Missouri State 69, Iowa State 60
Regional Semifinal: Stanford 55, Missouri State 46
National Champion: Baylor 82, Notre Dame 81

2020 **No Tournament due to COVID-19**

15b Postseason (156-160).indd 157 9/1/2020 3:13:03 PM

MVC IN THE POSTSEASON WNIT

MVC Records in the Postseason WNIT

School (Years)	Years	Won	Lost	Pct.
Creighton (1999, 03, 04, 05, 08, 09, 10, 11)	8	11	7	.611
Drake (1985, 99, 04, 06, 08, 12, 15, 16)	8	6	9	.400
Evansville (2000, 08)	2	1	2	.333
Illinois State (1984, 88, 90, 96, 07, 09, 10, 11, 12, 13)	10	17	15	.531
Indiana State (1999, 03, 05, 06, 13, 14)	6	2	6	.250
Missouri State (2002, 05, 10, 11, 12, 15, 17, 18)	8	10	7	.588
UNI (2001, 03, 06, 13, 15, 16, 18, 19)	8	3	8	.273
Southern Illinois (1983, 07)	2	2	3	.400
Wichita State (1999, 00, 11, 12)	4	1	4	.200
TOTALS		**53**	**61**	**.465**
***ALL-TIME TOTALS**		**55**	**62**	**.470**

***Includes Creighton's 2-1 mark in the 1987 WNIT Tournament**

MVC Game Results in the Postseason WNIT

1983 Memphis State 77, Southern Illinois 69; Southern Illinois 84, Hawaii 68; Texas Tech 77, Southern Illinois 68
WNIT Champion: New Orleans **Runner-up:** Memphis State

1984 Clemson 81, Illinois State 61; Oklahoma 67, Illinois State 65; Illinois State 82, Utah 61
WNIT Champion: Vanderbilt **Runner-up:** Chattanooga

1985 Drake 96, West Texas State 90; Florida 87, Drake 80; Texas Tech 96, Drake 74
WNIT Champion: LSU **Runner-up:** Florida

1987 Creighton 76, SF Austin 68; California 86, Creighton 82; Creighton 91, Providence 89
WNIT Champion: Arkansas **Runner-up:** California

1988 Illinois State 70, UNLV 69; Purdue 77, Illinois State 63; New Orleans 91, Illinois State 79
WNIT Champion: DePaul **Runner-up:** Purdue

1990 Miami 85, Illinois State 83; Illinois State 85, Maine 80; Fresno State 73, Illinois State 72
WNIT Champion: Kentucky **Runner-up:** Maine

1996 Northwestern 93, Illinois State 71; California-Santa Barbara 69, Illinois State 68; Princeton 68, Illinois State 65
WNIT Champion: Arizona **Runner-up:** Northwestern

1999 **First Round:** Drake 70, Utah 62; Wisconsin 80, Indiana State 43; Kansas State 71, Creighton 60; Oklahoma 75, Wichita State 67
Second Round: Drake 82, Colorado 66
Quarterfinals: Drake 73, New Mexico 60
Semifinals: Arkansas 80, Drake 56
WNIT Champion: Arkansas **Runner-up:** Wisconsin

2000 **First Round:** Missouri 84, Evansville 81 (OT); Arkansas 83, Wichita State 63
WNIT Champion: Wisconsin **Runner-up:** Florida

2001 **First Round:** DePaul 76, Northern Iowa 73 (OT)
WNIT Champion: Ohio State **Runner-up:** New Mexico

2002 **First Round:** Eastern Kentucky 72, Missouri State 65 (OT)
WNIT Champion: Oregon **Runner-up:** Houston

2003 **First Round:** Ball State 91, Indiana State 87 (OT); Baylor 58, UNI 56; Creighton 74, Maine 67
Second Round: Creighton 96, Siena 86
Quarterfinals: Creighton 70, Iowa 64
Semifinals: Auburn 73, Creighton 62
WNIT Champion: Auburn **Runner-up:** Baylor

2004 **First Round:** Nebraska 73, Drake 60; Creighton 79, Colorado State 68
Second Round: Creighton 74, Washington 69
Quarterfinals: Creighton 74, Oregon State 64
Semifinals: Creighton 81, Richmond 72
Final: Creighton 73, UNLV 52
WNIT Champion: Creighton **Runner-up:** UNLV

2005 **First Round:** Indiana State 72, Illinois 60; Missouri State 83, Mississippi State 61; Iowa 67, Creighton 52
Second Round: Missouri State 85, Gonzaga 66; Xavier 79, Indiana State 70
Quarterfinals: Missouri State 62, Texas A&M 60
Semifinals: Missouri State 89, Iowa 80
Final: Missouri State 78, West Virginia 70
WNIT Champion: Missouri State **Runner-up:** West Virginia

2006 **First Round:** Indiana State 79, Eastern Michigan 57; Kansas 59, UNI 49; Nebraska 62, Drake 59
Second Round: Indiana 68, Indiana State 62
WNIT Champion: Kansas State **Runner-up:** Marquette

2007 **First Round:** Southern Illinois 58, Stephen F. Austin 50; Illinois State 71, Rice 61
Second Round: So. Dakota St. 61, Illinois State 48; Kansas St. 72, So. Illinois 46
WNIT Champion: Wyoming **Runner-up:** Wisconsin

2008 **First Round:** Creighton 76, South Dakota State 69; Evansville 60, SEMO 58; Drake 65, Green Bay 56
Second Round: Marquette 75, Creighton 69; Illinois 48, Drake 44; Kansas 82, Evansville 60
WNIT Champion: Marquette **Runner-up:** Michigan State

Postseason WNIT

The Women's National Invitation Tournament is an annual tournament involving 64 of the nation's top women's Division I basketball teams. All games, including the semifinals and championship, are hosted by participating schools.

The 2021 event will be the 23rd installment of the Postseason WNIT. The tournament will continue to feature an automatic berth for each of the nation's 32 conferences, in addition to offering at-large berths to 32 teams.

The 2021 Postseason WNIT will feature 32 first-round games, followed by 16 second-round games, eight third-round games, four quarterfinal games, two semifinal games, and the championship.

2021 Postseason WNIT Important Dates:

Selection Day: Monday, March 15

Round 1: March 17-19
Round 2: March 20-23
Round 3: March 24-26
Round 4: March 2729

Semifinals: March 31-April 1

Championship: Saturday, April 3

2009 **First Round:** Creighton 64, UC Riverside 51
Second Round: Illinois State 73, Louisiana Tech 59; Kansas 79, Creighton 64
Third Round: Illinois State 51, Marquette 50
Quarterfinals: Illinois State 66, Indiana 55
Semifinals: Kansas 75, Illinois State 72
WNIT Champion: South Florida **Runner-up:** Kansas

2010 **First Round:** Illinois State 57, Butler 54; Missouri State 75, Oral Roberts 53; Creighton 76, Stephen F. Austin 65
Second Round: Illinois State 59, Purdue 57; Missouri State 75, Samford 54; Kansas 71, Creighton 68
Third Round: Illinois State 71, Kansas 51; Illinois 65, Missouri State 53
Quarterfinals: Illinois State 53, Illinois 51
Semifinals: California 61, Illinois State 45
WNIT Champion: California **Runner-up:** Miami

2011 **First Round:** Illinois State 72, Central Michigan 59; Missouri State 76, Rice 75; Northwestern 89, Creighton 63; Kansas 79, Wichita State 58
Second Round: Illinois State 62, Wisconsin 59; Arkansas 65, Missouri State 64
Third Round: Illinois State 70, Duquesne 66
Quarterfinals: Illinois State 60, Arkansas 49
Semifinals: USC 63, Illinois State 36
WNIT Champion: Toledo **Runner-up:** USC

2012 **First Round:** Wichita State 79, Oral Roberts 57; Missouri State 81, UMKC 79; Illinois State 69, Central Michigan 68; South Dakota 61, Drake 53
Second Round: Missouri State 82, Memphis 65; Villanova 58, Illinois State 55; Oklahoma State 64, Wichita State 44
Third Round: Oklahoma State 70, Missouri State 57
WNIT Champion: Oklahoma State **Runner-up:** James Madison

2013 **First Round:** Illinois State 63, IUPUI 47; UNI 61, Marquette 59; Youngstown State 63, Indiana State 51
Second Round: Kansas State 57, Illinois State 48; Ball State 53, UNI 48
WNIT Champion: Drexel **Runner-up:** Utah

2014 **First Round:** Marquette 63, Indiana State 61
WNIT Champion: Rutgers **Runner-up:** UTEP

2015 **First Round:** E. Michigan 80, Drake 70; Tulsa 78, Missouri St. 72; Missouri 69, UNI 61
WNIT Champion: UCLA **Runner-up:** West Virginia

2016 **First Round:** Drake 95, Sacred Heart 59; UNI 64, Nebraska 62
Second Round: UNI 64, Drake 58
Third Round: South Dakota 51, UNI 50
WNIT Champion: South Dakota **Runner-up:** Florida Gulf Coast

2017 **First Round:** Iowa 95, Missouri State 74
WNIT Champion: Michigan **Runner-up:** Georgia Tech

2018 **First Round:** Missouri State 63, Louisiana Tech 59; UNI 67, Milwaukee 81
Second Round: TCU 86, Missouri State 51
WNIT Champion: Indiana **Runner-up:** Virginia Tech

2019 **First Round:** Minnesota 91, UNI 75
WNIT Champion: Arizona **Runner-up:** Northwestern

2020 **No Tournament due to COVID-19**

15b Postseason (156-160).indd 158 9/1/2020 3:13:03 PM

MVC IN THE WBI TOURNAMENT

School (Years)	Years	Won	Lost	Pct.
Bradley (2010, 12)	2	2	2	.500
Evansville (2014)	1	0	1	.000
UNI (2012)	1	3	1	.750
Southern Illinois (2016, 17)	2	0	2	.000
Wichita State (2010)	1	1	1	.500
TOTALS		**6**	**7**	**.462**

2010 **First Round:** Bradley 69, Louisville 59; Wichita State 67, Akron 61
Second Round: College of Charleston 76, Bradley 66; Memphis 74, Wichita State 58
WBI Champion: Appalachian State **Runner-up:** Memphis

2012 **First Round:** Bradley 74, Tennessee Tech 71; UNI 83, Stephen F. Austin 67
Second Round: UNI 78, Sam Houston State 69; Minnesota 85, Bradley 59
Semifinals: UNI 68, Seattle 64
Championship: Minnesota 88, UNI 74
WBI Champion: Minnesota **Runner-up:** UNI

2014 **First Round:** Eastern Michigan 78, Evansville 65
WBI Champion: UIC **Runner-up:** Stephen F. Austin

2016 **First Round:** Western Illinois 99, Southern Illinois 97 (OT)
WBI Champion: Louisiana **Runner-up:** Weber State

2017 **First Round:** Milwaukee 81, Southern Illinois 53
WBI Champion: Rice **Runner-up:** UNC-Greensboro

Women's Basketball Invitational

The Women's Basketball Invitational provides a choice for postseason worthy Division I Women's teams who wish to continue their season but who do not qualify for the NCAA tournament.

The WBI is a 16-team, single-elimination tournament divided into two regions with eight seeded teams in each. It is transparent and a true tournament format just like the NCAA.

The 16-team event will take place over two weeks with all games being played on campus sites. Selections will be announced March 15, 2021 and the first round matchups will take place on March 17-18 with the Championship game scheduled for March 30 or 31.

2021 WBI Important Dates:
Selection Day: Monday, March 15
First Round: March 17-18
Second Round: March 21-22
Third Round: March 26-27
Championship: March 30 or 31



15b Postseason (156-160).indd 159 9/1/2020 3:13:03 PM

2021 NCAA Division I Women's BASKETBALL CHAMPIONSHIP

2021 NCAA DIVISION I WOMEN'S BASKETBALL CHAMPIONSHIP

Complete bracket released on ESPN Selection Show, Monday, March 15 at 7 p.m. ET.

FIRST-ROUND - March 19 and 20 and SECOND-ROUND - March 21 and 22 @ top 16 seeds.

REGIONALS - March 26-29 @ Albany, New York, Austin, Texas, Cincinnati, Ohio and Spokane, Washington.

All Women's Final Four games played @ Alamodome, San Antonio, Texas.

© 2020 National Collegiate Athletic Association. No commercial use without the NCAA's written permission.
The NCAA opposes all sports wagering. This bracket should not be used for sweepstakes, contests, office pools or other gambling activities.
NCAA and Women's Final Four are trademarks of the National Collegiate Athletic Association.

15b Postseason (156-160).indd 160 9/1/2020 3:13:04 PM