



MVC WOMEN'S BASKETBALL

WEEKLY RELEASE NO. 8: JANUARY 7, 2020

MVC WOMEN'S BASKETBALL CONTACT: RYAN DAVIS, ASSISTANT COMMISSIONER FOR COMMUNICATIONS

OFFICE: 314-444-4316 ■ CELL: 314-285-5675 ■ DAVIS@MVC.ORG

1818 CHOUTEAU AVE. ■ ST. LOUIS, MO 63103

MVC-SPORTS.COM



2019-20 Standings -- As of Mon., Jan. 6

	MISSOURI VALLEY				OVERALL			
	Record	Pct.	PF	PA	Record	Pct.	PF	PA
#18/20 Missouri State	2-0	1.000	77.5	70.0	12-2	.857	77.6	65.5
Bradley	2-0	1.000	86.5	63.0	11-2	.846	74.4	60.5
Illinois State	2-0	1.000	82.0	63.5	10-3	.769	71.4	60.4
Drake	1-0	1.000	104.0	87.0	9-4	.692	82.0	70.4
Loyola Chicago	1-1	.500	61.5	61.5	10-3	.769	73.0	62.5
Southern Illinois	1-1	.500	58.0	51.0	9-4	.692	73.5	63.2
Northern Iowa	0-1	.000	87.0	104.0	8-4	.667	72.2	64.6
Valparaiso	0-2	.000	59.5	74.0	8-5	.615	66.0	64.0
Evansville	0-2	.000	54.5	81.5	3-10	.231	61.6	71.2
Indiana State	0-2	.000	72.0	87.0	2-12	.143	62.9	70.1

• MVC Home: 6-3 • Non-Conference: 73-40 • Home: 39-9 • Away: 28-25 • Neutral: 6-6 • Top-25: 1-4 •

Recent Results/ Upcoming Schedule

Saturday, December 28

Chicago State at Valparaiso W, 95-49

Sunday, December 29

Drake at Northern Illinois W, 73-49

Illinois State at Austin Peay L, 77-72 (OT)

Monday, December 30

Saint Louis at Indiana State L, 55-53

Valparaiso at Eastern Illinois W, 78-66

Western Michigan at Loyola L, 70-60

Tuesday, December 31

William Jewel at #19 Missouri State .W, 111-39

Friday, January 3

#19 Missouri State at Loyola .. MSU, 74-72 (OT)*

Indiana State at Illinois State ILS, 83-69*

UNI at Drake..... DU, 104-87*

Southern Illinois at Valparaiso SIU, 67-51*

Evansville at Bradley BRAD, 82-51*

Sunday, January 5

Southern Illinois at Loyola LUC, 51-49*

Missouri State at Valparaiso..... MSU, 81-68*

Evansville at Illinois State ILS, 81-58*

Indiana State at Bradley BRAD, 91-75*

Friday, January 10

Valparaiso at Indiana State (ESPN+)..... 4 PM*

UNI at Southern Illinois (ESPN3)..... 6 PM*

Loyola at Evansville (ESPN+) 6 PM*

Drake at #18 Missouri State (ESPN+) 7 PM*

Illinois State at Bradley (ESPN3)..... 7 PM*

Sunday, January 12


Loyola at Indiana State (ESPN+)..... 1 PM*

Valparaiso at Evansville (ESPN+) 1 PM*

UNI at #18 Missouri State (ESPN3)..... 2 PM*

Drake at Southern Illinois (ESPN+)..... 2 PM*

ALL TIMES CENTRAL
* MVC Contest



MVC Player of the Week

Lasha Petree, So., G, Bradley

Petree averaged an impressive 30.0 points per game during the opening weekend of Missouri Valley Conference play on 62.2 percent shooting (23-for-37). She also collected seven blocks (3.5 per game) as she helped Bradley to just the seventh 2-0 start to league play in program history. Petree scored a game-high 24 points in the Valley opener against Evansville, connecting on 10-of-18 from the field in just 26 minutes of action. The only player in the nation with 35 three-pointers and

at least 19 blocked shots, Petree added four rejections and two blocks against the Aces. Petree then highlighted Sunday's 91-75 win over Indiana State with a career-best 36-point effort. Petree was 13-of-19 from the field, including 4-for-8 from three-point range and was a perfect 6-for-6 from the free throw line. She also had two rebounds and three blocks. Her 36 points were the most in a game by a Brave since Michelle Young tied the Bradley single-game scoring record of 38 points at Columbia on Nov. 26, 2014.

Other Notable Performances: Becca Hittner (DU); Abby Feit (UE) Lexi Wallen (ILS); Jamyra McChristine (INS); Abby O'Connor (LUC); Alexa Willard (MSU) Abby Brockmeyer (SIU); Grace Hales (VALPO)



MVC Newcomer of the Week

Mary Crompton, R-Fr., G, Illinois State

Redshirt freshman Mary Crompton averaged 13.7 points and shot 40.9% (9-of-22) from behind the three-point line in the last three games for the Redbirds, helping Illinois State get off to a 2-0 start in conference for the first time since 2013. Crompton led the Redbirds in scoring at Austin Peay on Dec. 29, matching a career-high 16 points and making four three-point field goals in the contest. She finished with 13 points in Illinois State's conference opening win over Indiana State, registering

three triples, two rebounds and a steal. Crompton concluded the week with a 12-point performance in Sunday afternoon's victory over Evansville, also tying a career-best with five assists and going a perfect 4-of-4 from the free throw line. Crompton ranks second in the Valley with a 40.7% (33-of-81) three-point field goal percentage and averages 2.5 triples per game.

Other Notable Performances: Kierra Collier (DU); Jossie Hudson (UE); Jamyra McChristine (INS); Grace White (VALPO)



/MISSOURIVALLEYCONFERENCE



@MVCSPORTS

@VALLEYHOOPS



@MVCSPORTS



@MISSOURIVALLEYVIDS

NOTEWORTHY

In addition to the league's Player and Newcomer of the Week selections, several conference players had notable performances, including:

Becca Hittner (DU) - Senior guard Becca Hittner helped Drake roll past UNI in its conference opener with a season-high and career-equaling 37 points, including making 18-of-18 from the free throw line. Hittner's free throw total is the second most by a player in the NCAA this season and is the second-highest single game mark in program history behind legend Lori Bauman's 22 vs Northern Illinois in 1982. She added seven rebounds, four steals and two assists and made three three-pointers in just 24 minutes. In the Bulldogs' final non-conference game, she helped Drake win at Northern Illinois with 10 points, seven rebounds, two assists and two steals also in just 24 minutes. Hittner is fifth in the MVC in scoring at 17.4 points per game and her great free throw shooting propelled her to second in the MVC at 85.5 percent.

Abby Feit (UE) - In the first conference weekend of her collegiate career, freshman Abby Feit recorded a pair of strong performances, including a return to her hometown. Feit opened the weekend with an 18-point, eight-rebound performance against Bradley on Friday night, including going 3-5 from beyond the arc. Back in Normal, Ill., Feit recorded six points and a game-best 14 rebounds in a loss on the road at the Redbird.

Lexi Wallen (ILS) - Fifth-year senior Lexi Wallen averaged 17.0 points and 8.0 rebounds in the last three games, helping the 'Birds get off to a 2-0 start in conference for the first time since 2013. Wallen collected her second double-double of the year in Dec. 29's game at Austin Peay, posting 15 points while shooting 7-of-12 (.583) and grabbing a career-best 12 rebounds. The senior matched a career-high of 26 points in ISU's conference opening win over Indiana State on Friday, adding eight rebounds, an assist and a block. Wallen also tallied a double-digit scoring performance in Sunday afternoon's victory over Evansville, recording 10 points and four rebounds.

Jamyra McChristine (INS) - Jamyra McChristine was the Sycamore leader during their last nonconference game and opening weekend of Valley play. The junior forward averaged 11 points, 5.67 rebounds and 1.67 steals per game during the stretch, including an outstanding outing at Bradley where she recorded a career-high 19 points to go along with nine boards, two blocks and a steal. During the last nonconference game against Saint Louis, McChristine finished with 10 points, three rebounds and two steals to lead the Trees.

Abby O'Connor (LUC) - Loyola junior guard/forward Abby O'Connor averaged a team-best 16.7 points, 7.0 rebounds, and 1.3 blocks in the Maroon & Gold's three contests over the past week. O'Connor opened her week with a 17-point (6-10 FGs, 3-3 3FGs, 2-2 FTs) effort against Western Michigan, also adding a team-high four assists. In Friday's clash with No. 21/19 Missouri State, the South Bend, Ind. native posted her 10th career double-double, finishing with 17 points (5-15 FGs, 1-5 3FGs, 6-6 FTs), 11 rebounds, and two blocks. She capped off her week by leading all scorers in Loyola's 51-49 win over Southern Illinois on Sunday afternoon, finishing with 16 points (6-16 FGs, 1-6 3FGs, 3-3 FTs) and seven rebounds. O'Connor, who is just 37 points shy of 1,000 for her career, currently ranks in the top 10 in The Valley in scoring (8th; 15.0 ppg), rebounding (4th; 7.9 rpg), blocked shots (T-8th; 0.8 bpg), and free throw percentage (T-1st; 0.941).

Alexa Willard (MSU) - Alexa Willard averaged 19.7 points per game on 57 percent shooting in three games last week, topping the 20-point mark in both MVC contests. Willard scored 24 points on 8-of-14 shooting in Sunday's win at Valparaiso, going 7-for-7 at the foul line and adding six rebounds. Friday, the senior scored 21 points and was 3-for-3 from beyond the arc and 7-for-13 overall at Loyola. In just 14 minutes of action Tuesday versus William Jewell, Willard had 14 points on 6-of-10 shooting, two rebounds and two steals.

Abby Brockmeyer (SIU) - Abby Brockmeyer averaged 11.0 points, 8.5 rebounds, a block and an assist per contest in SIU's split to open conference play. The Raymond, Ill. native was 6-of-12 (50-percent) from the field and knocked down her only three-point attempt of the weekend. In SIU's conference-opening win at Valparaiso, the junior forward recorded her third double-double of the season. Brockmeyer tied a season-high with 17 points to go along with a season-best 12 boards. Her nine offensive rebounds in the win were a career-high. She followed that up with five points and five boards at Loyola on Sunday.

Grace Hales (VALPO) - Hales averaged a team-best 15.8 ppg over the four games in the reporting period and was a dead-eye from deep, knocking down 13-of-19 (68.4%) of her 3-point attempts. Hales connected on multiple 3-pointers in all four games, highlighted by a 5-for-6 performance from deep against Missouri State - one of the top 3-point percentage efforts in program history. Her 25-point effort in the win at Southern Illinois was a career best, and with her 17 points Sunday against Missouri State, Hales moved into Valpo's career top-20 in points scored and is just 71 points shy of becoming just the 16th 1,000-point scorer in program history.

Kierra Collier (DU) - Kierra Collier played back-to-back solid games for Drake in helping the team go 2-0. In her first MVC game, Collier scored 11 points and handed out a career-high eight assists and added three rebounds in just 20 minutes. In Drake's final non-conference win over the Huskies she had six points, six rebounds, five assists and two steals also in 20 minutes. In her first season as Bulldog, Collier is averaging 8.9 points and 3.4 assists per game.

Jossie Hudson (UE) - Seeing an increase in playing time, freshman Jossie Hudson made an impact on two conference games this weekend. Hudson opened the weekend coming off the bench at Bradley, scoring seven points and tallying two rebounds and two steals. Earning her second collegiate start of her career on Sunday, Hudson scored eight points, while recording four rebounds.

Grace White (VALPO) - White averaged 10.3 points, 6.3 rebounds and 3.3 assists per game over the four games in the reporting period, scoring in double figures three times and hitting at a 50% clip from 3-point range. She needed just 17 minutes to post 11 points and six rebounds in the win over Chicago State, and then had a night to remember in the win at Eastern Illinois, posting 20 points (6-8 FG; 4-6 3PT; 4-4FT) and career highs of 10 rebounds and seven assists. It was Valpo's first double-double of the season, and White was the first Valpo player to record at least 20 points, 10 rebounds and seven assists in a game since Agnieszka Kulaga posted 20 points, 10 rebounds and 12 assists in an overtime win over Green Bay in January 2008.

PLAYERS OF THE WEEK

DATE	PLAYER	SCHOOL
N11	Sara Rhine	Drake
N18	Alexa Willard	Missouri State
N25	Gabi Haack	Bradley
D2	Jasmine Franklin	Missouri State
D9	Lasha Petree	Bradley
D16	Jasmine Franklin	Missouri State
D23	Lexi Wallen	Illinois State
J6	Lasha Petree	Bradley
J13		
J20		
J27		
F3		
F10		
F17		
F24		
M2		
M9		

NEWCOMERS OF THE WEEK

DATE	PLAYER	SCHOOL
N11	Abby Feit	Evansville
N18	Kristina Cavey	UNI
N25	Sam Galanopoulos	Loyola Chicago
D2	Carie Weinman	Valparaiso
D9	Jamyra McChristine	Indiana State
D16	Lola Bracy	Evansville
D23	Kristina Cavey	UNI
J6	Mary Crompton	Illinois State
J13		
J20		
J27		
F3		
F10		
F17		
F24		
M2		
M9		

MVC Players and Newcomers of the Week are selected each week during the women's basketball season. The players are announced on Monday afternoon and appear in a weekly press release. Nominees are provided by each school's sports information contact and voted on by a panel appointed by the league office.

Four Perfect in MVC Play

Missouri State (2-0), Bradley(2-0), Illinois State (2-0) and Drake (1-0) remain perfect after the first weekend of league play. The four teams will put their undefeated MVC records on the line this weekend as Drake travels to Missouri State and Bradley hosts Illinois State.

Best Starts in MVC?

Below is a look at the best league starts for current MVC members (includes each school's top performance only):

Rec. Team (Year)	Loss	Final
18-0 Drake (16-17 & 17-18)	N/A	1st (18-0)
18-0 S. Illinois (86-87 & 87-88)	N/A	1st (18-0)
12-0 Missouri St. (95-96)	at ILS	1st (16-2)
12-0 Indiana St. (05-06)	at MSU	1st (16-2)
9-0 Illinois St. (06-07)	UE	2nd (13-5)
8-0 UNI (16-07)	DU	2nd (15-3)
4-0 Evansville (99-00)	at MSU	2nd (14-4)
4-0 Bradley (08-09)	at UNI	4th (11-7)
4-0 Loyola (16-17)	MSU	5th (10-8)
0-2 Valparaiso (17-18)	DU	8th (5-13)

Home Sweet Home

The most wins by home teams in league play came in 2008 (61-29 at home in conference play). The league has compiled a 6-3 (.667) mark so far in 2019-20.

Five MVC teams are unbeaten at home: Bradley (6-0), Drake (6-0), Illinois State (8-0), Missouri State (6-0) and UNI (4-0) have unblemished records on their home courts this season.

The Valley currently has three teams with a home win streak of 12. Drake, Bradley and Illinois State have each won 12 straight at home (T-9th longest nationally).

Historic Conference RPI

The Valley ranks seventh nationally in the NCAA's conference RPI report (Jan. 6). The Valley sits behind the Pac-12, Big Ten, ACC, SEC, Big 12 and Big East entering this week.

The Valley record for RPI in a season is 8th (2008 & 2011).

Conference RPI

- Pac-12
- Big Ten
- ACC
- SEC
- Big 12
- Big East
- Missouri Valley**
- American

RPI Update

The latest weekly installment of the NCAA RPI Report (Jan. 6) has six Valley teams that rank in the top-100, including three in the top 45. Missouri State leads the way at No. 2 with Drake at No. 25 and UNI at No. 43. Southern Illinois (60), Illinois State (82) and Loyola Chicago (95) round out the schools in the Top 100.

The Valley joins the Power Five leagues and the Big East as the only leagues to have six Top 100 teams.

Team	RPI
Missouri State	2
Drake	25
UNI	43
Southern Illinois	60
Illinois State	82
Loyola Chicago	95
Bradley	135
Valparaiso	165
Indiana State	271
Evansville	328

Power Five Wins

The MVC secured nine wins over Power Five programs during the non-conference schedule. The Valley went 9-12 vs. Power Five teams, tripling last season's win total of three. The Valley has a winning record against the Big 12 (3-2) and SEC (3-1) and sits 3-7 vs. the Big Ten and 0-2 vs. the Pac-12. The average margin of victory in the nine wins is 8.7 points per game. Missouri State and UNI each had three, Drake two, and Illinois State one.

MVC's Wins Over Power Five Teams

Iowa State at Drake, W - 86-81
 Missouri State at Oklahoma, W - 96-90
 Illinois State at Illinois, W - 74-58
 Iowa at UNI, W - 88-66
 Missouri State at Minnesota, W - 77-69
 UNI at Missouri, W - 78-73
 Drake vs. Auburn, W - 83-82
 Missouri at Missouri State, W - 79-72
 UNI at Iowa State, W - 71-63

New Non-Con Record

Valley women's basketball reached 73 wins in non-conference play. Only five times previously since the 1992-93 season has the MVC claimed 60+ non-league wins in a season. This year's 73 wins sets a new league record for most non-con wins, surpassing 66 wins in 2009-10. This season marks the second-best non-conference win percentage in league history, trailing only the 1994-95 season.

MVC Top Non-Conference Records (by Winning %)

- 1994-9554-28 (.659)
- 2019-2073-40 (.646)**
- 1998-9955-31 (.640)
- 2009-1066-38 (.635)
- 1993-9462-37 (.626)
- 1997-9850-30 (.625)
- 1996-9749-32 (.598)
- 2002-0352-39 (.571)
- 2001-0251-39 (.567)
- 2004-0552-40 (.565)

Quick Starts Crucial

Since 1982-83, just three teams (Missouri State, champions in 1998-99, 1994-95 and 1990-91; Drake, champions in 1996-97 and co-champions in 1987-88; and Evansville, a 2007-08 co-champion) have won at least a share of the regular-season title without winning its regular-season opener. In fact, 14 of the last 19 regular-season champs (or co-champs) have opened 2-0 or better in MVC play, with Evansville in 2007-08, Missouri State in 2004-05, UNI in 2010-11, Missouri State in 2011-12 and UNI in 2015-16 serving as the only five exceptions.

Ramblin' on the Road

Loyola Chicago is second nationally to only UConn with a 6-0 road record this season and is one of 10 teams with at least six road victories overall. UConn leads the nation with a 7-0 road mark.

Efficient from Three

Missouri State enters the weekend shooting 41.1% from behind the arc, ranking fourth nationally. The last time a MVC team finished the season shooting 40.0% or better from three was Missouri State in 2005 (44.5% led nation).

Three Point FG %

- Holy Cross43.8%
- UAB41.3%
- Gonzaga41.2%
- Missouri State41.1%**
- South Dakota41.0%

Title Town

The league has had nine different regular-season champions in the past 13 seasons (SIU-2007, DU/UE/ILS-2008, ILS-2009, ILS-2010, UNI-2011; MSU-2012; WSU/CU-2013; INS/WSU-2014; WSU-2015; UNI-2016; DU-2017; DU-2018; DU-2019). Bradley, Loyola and Valparaiso are the only league teams not to have won a regular-season MVC championship.

Strength of Schedule

Two Valley teams have a SOS ranking in the Top 25 according to the NCAA (Jan. 6). Missouri State leads The Valley with a SOS of No. 12. Drake comes in this week ranked No. 22.

Poll Position

Missouri State moved up to No. 20 in this week's AP Top 25 Poll, following this weekend's wins over Loyola and Valparaiso.

The Lady Bears sit 18th in the USA Today Coaches Top 25 Poll.

The Lady Bears' six straight weeks in the AP poll is the longest such stretch by a MVC team since MSU was ranked 18-straight weeks in 2000-01 (reached Final Four).

Mid-Major Top-25 Poll

Drake, Missouri State and UNI all appear in the latest CollegeInsider.com Mid-Major Top 25 (Dec. 31). The Lady Bears sit third in the poll behind Gonzaga and Princeton, while Drake sits eighth and UNI No. 17. Loyola and Bradley are receiving votes this week.

Against the Field

The MVC held a winning record against 15 leagues in non-conference play, including the American (2-1), America East (2-0), A10 (3-2), Big 12 (3-2), Big Sky (1-0), Horizon (6-2), Ivy (1-0), MAC (8-2), Mountain West (1-0), Ohio Valley (11-9), SEC (3-1) Southland (1-0), Summit (10-4), SWAC (2-0) and WAC (5-0). The MVC held a .500 mark against Conference USA (1-1) and the West Coast (2-2). The MVC had a losing record vs. the Atlantic Sun (0-1), Big East (1-3), Big Ten (3-7), Big West (0-1) and Pac-12 (0-2).

Sharing the Rock

Drake enters the weekend averaging 22.1 assists per game, which ranks third nationally. Drake is the only team in the country to rank in the top three of Assists Per Game each of the previous three seasons.

Assists Per Game

- Baylor23.1
- Oregon22.7
- Drake22.1**
- Iowa21.5
- DePaul20.5

High Percentage

Drake enters this weekend ranking 9th nationally in Field Goal Percentage (48.0%). Drake finished 10th in FG% last year, 5th in 2017-18, and 2nd in 2016-17. UConn is the only other school to finish in the top 10 in the last three seasons. The Huskies currently sit fourth nationally.

Missouri State enters Friday's showdown with Drake ranked 25th nationally (45.9%).

Climbing Valley Charts

Drake seniors Sara Rhine and Becca Hittner are climbing their way up the Missouri Valley Conference career scoring list. Rhine has scored 1,896 career points entering this weekend and currently sits 14th on the MVC list. Hittner currently ranks 19th with 1,791 points.

Career Points (MVC History)

1.	3,393 - Jackie Stiles, Missouri State	1998-01
2.	2,636 - Wanda Ford, Drake	1982-86
3.	2,551 - Lizzy Wendell, Drake	2014-17
4.	2,271 - Casey Garrison, Missouri State	2008-12
5.	2,139 - Kristi Cirone, Illinois State	2005-09
6.	2,099 - Sara Dickey, Evansville	2014-17
7.	2,073 - Kari Koch, Missouri State	2003-06
8.	2,054 - Jacqui Kalin, UNI	2012-13
9.	1,996 - Jan Jensen, Drake	1987-91
10.	1,944 - Amy Hile, Indiana State	1983-87
	1,944 - Melody Howard, Missouri State	1991-94
12.	1,930 - Carla Bennett, Drake	1999-03
13.	1,928 - Jill Martin, Drake	2003-08
14.	1,896 - Sara Rhine, Drake.....	2015-pres.
15.	1,884 - Jenni Lingor, Missouri State	2002-05
16.	1,851 - Amy Swisher, UNI	2000-04
17.	1,843 - Kourtney Mennen, Indiana State	1999-03
18.	1,800 - Melanie Boeglin, Indiana State	2002-06
19.	1,791 - Becca Hittner, Drake.....	2016-pres.
20.	1,779 - Cartaesha Macklin, Southern Illinois	2012-16

Drake senior Sara Rhine is also climbing her way up the Missouri Valley Conference career field goal list. Rhine has made 716 career field goals (ranks 4th nationally) entering this weekend and currently sits 14th on the MVC list. Hittner currently ranks 19th with 1,791 points.

Career Field Goals Made (MVC History)

1.	1,160 - Jackie Stiles, Missouri State	1998-01
2.	1,132 - Wanda Ford, Drake	1982-86
3.	933 - Lizzy Wendell, Drake	2014-17
4.	840 - Jan Jensen, Drake	1987-91
5.	792 - Casey Garrison, Missouri State	2008-12
6.	790 - Carla Bennett, Drake	1999-03
7.	726 - Jeanette Tendai, Missouri State	1983-86
	726 - Amy Swisher, UNI	2000-04
9.	716 - Melody Howard, Missouri State	1991-94
	716 - Sara Rhine, Drake.....	2015-pres.

Drake seniors Sara Rhine and Becca Hittner are climbing their way up the Missouri Valley Conference career free throw list. Rhine has made 412 career free throws entering this weekend and currently sits 17th on the MVC list. Hittner currently ranks 21st with 402.

Career Free Throws Made (MVC History)

1.	852 - Jackie Stiles, Missouri State	1998-01
2.	582 - Carrie Welle, Creighton	1995-98
3.	576 - Melanie Boeglin, Indiana State	2002-06
4.	558 - Casey Garrison, Missouri State	2008-12
5.	525 - Tricia Wakely, Drake	1993-96
6.	520 - Amy Hile, Indiana State	1983-87
7.	512 - Kristi Cirone, Illinois State	2005-09
8.	495 - Tyonna Snow, Missouri State	2013-16
9.	477 - Jacqui Kalin, UNI	2007-10; 2012-13
10.	465 - Cartaesha Macklin, Southern Illinois	2012-16
11.	457 - Angela Buckner, Wichita State	2000-04
12.	455 - Lizzy Wendell, Drake	2014-17
13.	436 - Lisa Davies, Missouri State	1995-98
14.	425 - Jill Martin, Drake	2003-08
15.	423 - Julie Lein, Indiana State	1987-91
16.	420 - Lorri Bauman, Drake	1983-84
17.	412 - Sara Rhine, Drake.....	2015-pres.
18.	411 - Katie Miller, UNI	1999-03
19.	409 - Sara Dickey, Evansville	2014-17
20.	407 - Rebekah Parker, Evansville	2004-08
21.	402 - Becca Hittner, Drake.....	2016-pres.

1,000 Point Club

The Valley has four active players in the 1,000 point club. Sara Rhine sits fourth on the NCAA career scoring chart, while Hittner sits ninth. The duo is the second highest teammate scoring tandem in the country behind Oregon's Sabrina Ionescu and Ruthy Hebard.

Current MVC Players in 1,000 Point Club

1,896 - Sara Rhine, Drake
1,791 - Becca Hittner, Drake
1,282 - Alexa Willard, Missouri State
1,211 - Nicole Martin, Southern Illinois

Current MVC Players approaching 1,000

982 - Makenzie Silvey, Southern Illinois
963 - Abby O'Connor, Loyola Chicago

Rhine on McClain Watch List

The Naismith Memorial Basketball Hall of Fame and the WBCA announced that Drake senior Sara Rhine is one of 20 watch list candidates for the 2020 Katrina McClain Award. Named after the two-time All-American and 1987 National Player of the Year, the annual award in its third year recognizes the top power forwards in women's NCAA Division I college basketball. By mid-February, the watch list of 20 players for the 2020 award will be narrowed to just 10.

Hittner on Drysdale Watch List

The Naismith Memorial Basketball Hall of Fame and the WBCA announced that Drake senior Becca Hittner is one of 20 watch list candidates for the 2020 Ann Meyers Drysdale Award. Named after the first player, male or female, selected to the All-America Team in four-straight college seasons, the annual Drysdale award is in its third year and recognizes the top shooting guard in NCAA Division I women's college basketball. By mid-February, the watch list of 20 players for the 2020 award will be narrowed to just 10.

Wade Award Watch List

Drake's Becca Hittner and Sara Rhine have each been selected to the "Wade Watch" list of candidates for the 2020 Wade Trophy presented to the best player in college women's basketball, the WBCA announced Thursday. Drake joins Oregon, Stanford, UConn and Oregon State as the only schools with multiple players on the list.

Wooden Award Watch List

Drake senior Becca Hittner has been named to the John R. Wooden Award® presented by Wendy's® Women's Preseason Top 30 Watch List. The preseason list represents nine conferences: the Pac-12 leads all conferences with nine selections, followed by the SEC with six, the ACC and Big 12 with four apiece, the American and Big Ten with two each, and Conference USA, Ivy League, and Missouri Valley with one selection apiece.

Bulldogs Favored

Drake was tabbed as the preseason favorite in the MVC Women's Basketball race in the annual survey of the league's coaches, SIDs and media.

2019-20 MVC WBB Preseason Poll

Rank	Team (1st-place votes)	Points
1.	Drake (31).....	359
2.	Missouri State (8).....	329
3.	UNI (1).....	297
4.	Bradley.....	255
5.	Southern Illinois.....	235
6.	Illinois State.....	212
7.	Loyola.....	188
8.	Valparaiso.....	126
9.	Indiana State.....	111
10.	Evansville.....	88

MVC WBB Preseason All-Conference

PLAYER, TEAM	POS.	CL.
*Becca Hittner, Drake	G	Sr.
Nicole Martin, Southern Illinois	F	Sr.
TeTe Maggett, Illinois State	G	Sr.
Sara Rhine, Drake	F	RSr.
Karli Rucker, UNI	G	Jr.

*Preseason Player of the Year

Hoops In the Heartland

The 2020 Missouri Valley Conference Women's Basketball Tournament will return to the TaxSlayer Center in Moline, Ill., for the fifth-straight season.

Affectionately coined "Hoops in the Heartland," the four-day event (Mar. 12-15) will showcase all 10 Missouri Valley Conference schools as they compete for the Valley's automatic berth into the NCAA Tournament.

The MVC's agreement with Visit Quad Cities will keep the MVC Women's Basketball Championship in TaxSlayer Center through at least 2021.

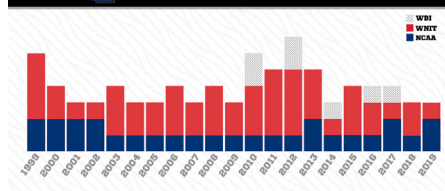
The 2020 tournament will mark the 13th-consecutive season in its 38-year history that the event will take place at a neutral site.

The Missouri Valley Conference is one of only seven conferences (out of 32 nationally) where the women's basketball tournament is played at a neutral site, separate from the men's championship (AAC, ACC, Big Ten, Big 12, MVC, Pac-12 and SEC are the others).

Postseason League

The MVC has seen an average of four league teams participate in postseason play in the last 21 seasons, including three teams reaching postseason play in 2018-19. Missouri State reached the Sweet Sixteen for the fourth time in program history, while Drake fell to Missouri in the First Round of the NCAA Tournament. UNI received a bid to the WNIT for the second-straight season. The Valley has earned multiple NCAA Tournament bids in 12 different seasons, including two out of the last three seasons.


4 MVC TEAMS ON AVERAGE HAVE COMPETED IN THE POSTSEASON EACH YEAR SINCE 1999.



Starters Returning

The Missouri Valley Conference will see 30 of 50 starters return (60%) for the 2019-20 season. The league will return nine of its top 10 in scoring, seven of its top 10 in rebounding and four of its top five in assists. The Valley will also have eight of its 11 All-MVC players return and five of its six honorable mention selections.

30 OF 50 STARTERS ARE RETURNING FOR THE 2019-20 SEASON



Coaches Teleconferences

Teleconferences with The Valley head coaches will be conducted twice throughout the season. The conferences begin at 11:45 a.m. (CST). To participate in the conference calls, call (877) 417-8778. Coaches call (877) 417-8756.

Media will be allowed to ask questions directly of the coaches. The session dates for 2019-20 are Tuesday, January 7 and Tuesday, March 10.

Time	Women's Head Coach, School
11:45 p.m.	Jennie Baranczyk, Drake
11:50 a.m.	Amaka Agugua-Hamilton, Missouri State
11:55 a.m.	Andrea Gorski, Bradley
12:00 p.m.	Kate Achter, Loyola
12:05 p.m.	Mary Evans, Valparaiso
12:10 p.m.	Matt Ruffing, Evansville
12:15 p.m.	Kristen Gillespie, Illinois State
12:20 p.m.	Vicki Hall, Indiana State
12:25 p.m.	Tanya Warren, UNI
12:30 p.m.	Cindy Stein, Southern Illinois

#THEVALLEYRUNSDEEP

Missouri Valley Conference vs. Non-Conference Opponents (73-40, .646)

Overall: 73-40 (.646)
Home: 39-9 • **Away:** 28-25 • **Neut:** 6-6 • **Top-25:** 1-4

American Athletic	2-1 (H: 1-1; A: 1-0)
Memphis.....	0-1
at Southern Illinois.....	L, 70-66
Wichita State.....	2-0
at Missouri State.....	W, 68-55
UNI.....	W, 61-50

America East	2-0 (H: 1-0; N: 1-0)
Maine.....	2-0
vs. Drake.....	W, 94-62
Vermont.....	1-0
at Loyola.....	W, 78-76

Atlantic Sun	0-1 (N: 0-1)
Liberty.....	0-1
vs. Bradley.....	L, 75-63

Atlantic-10	3-2 (H: 1-0; A: 0-2; N: 2-0)
George Mason.....	1-0
vs. Bradley.....	W, 61-59
Richmond.....	1-0
vs. Bradley.....	W, 61-57
Saint Louis.....	1-2
Illinois State.....	L, 61-56
at Indiana State.....	L, 55-53
at Southern Illinois.....	W, 61-53

Big 12	3-2 (H: 1-0; A: 2-2)
Iowa State.....	2-0
at Drake.....	W, 86-81
UNI.....	W, 71-63
Kansas.....	0-1
Indiana State.....	L, 84-72
Oklahoma.....	1-1
Drake.....	L, 93-84
Missouri State.....	W, 96-90

Big East	1-3 (H: 1-1; A: 0-2)
Creighton.....	1-1
at Drake.....	W, 63-53
UNI.....	L, 57-54
DePaul.....	0-1
at Loyola.....	L, 83-76
Marquette.....	0-1
Illinois State.....	L, 58-41

Big Ten	3-7 (H: 1-0; A: 2-4; N: 0-3)
Illinois.....	1-1
Evansville.....	L, 59-44
Illinois State.....	W, 74-58
Iowa.....	1-1
Drake.....	L, 79-67
at UNI.....	W, 88-66
Michigan.....	0-1
Bradley.....	L, 77-57
Minnesota.....	1-0
Missouri State.....	W, 77-69
Northwestern.....	0-1
Valparaiso.....	L, 69-48
Ohio State.....	0-2
vs. UNI.....	L, 64-46
vs. Valparaiso.....	L, 89-38
Purdue.....	0-1
vs. Drake.....	L, 67-47

Big Sky	1-0 (N: 1-0)
Eastern Washington.....	1-0
vs. Bradley.....	W, 66-46

Big West	0-1 (N: 0-1)
Cal State Northridge.....	0-1
vs. Indiana State.....	L, 67-59

Conference USA	1-1 (H: 1-1)
Marshall.....	1-1
at Evansville.....	W, 66-62 (OT)
at Indiana State.....	L, 72-60

Horizon	6-2 (H: 2-1; A: 4-1)
Detroit Mercy.....	2-0
Loyola.....	W, 89-60
Valparaiso.....	W, 77-58
IUPUI.....	1-1
at UNI.....	W, 51-50
Southern Illinois.....	L, 81-78
UIC.....	2-0
Indiana State.....	W, 61-40
at Valparaiso.....	W, 63-37
Northern Kentucky.....	0-1
at Indiana State.....	L, 70-68
Oakland.....	1-0
Bradley.....	W, 74-58

Ivy League	1-0 (H: 1-0)
Dartmouth.....	1-0
at Loyola.....	W, 61-40

Mid-American	8-2 (H: 4-1; A: 4-1)
Bowling Green.....	2-0
at Loyola.....	W, 84-76
at Valparaiso.....	W, 95-90 (OT)
Eastern Michigan.....	1-0
Southern Illinois.....	W, 85-54
Northern Illinois.....	3-0
Drake.....	W, 73-49
at Illinois State.....	W, 69-66
Southern Illinois.....	W, 80-61
Miami (OH).....	1-1
at Bradley.....	W, 79-68
Evansville.....	L, 72-64
Toledo.....	1-0
Valparaiso.....	W, 61-54
Western Michigan.....	0-1
at Loyola.....	L, 70-60

Mountain West	1-0 (A: 1-0)
Boise State.....	1-0
Missouri State.....	W, 72-69

Ohio Valley	11-9 (H: 6-3; A: 5-6)
Austin Peay.....	0-2
Evansville.....	L, 80-64
Illinois State.....	L, 77-72 (OT)
Eastern Illinois.....	3-1
at Evansville.....	L, 90-44
Indiana State.....	W, 59-57
Loyola.....	W, 67-51
Valparaiso.....	W, 78-66
Morehead State.....	1-0
at Valparaiso.....	W, 55-53
Murray State.....	1-2
at Evansville.....	L, 61-59
Indiana State.....	L, 70-62
at Southern Illinois.....	W, 76-66
SEMO.....	0-3
Evansville.....	L, 83-60
at Indiana State.....	L, 68-58
Southern Illinois.....	L, 79-65
SIUE.....	3-1
Evansville.....	L, 85-74
at Illinois State.....	W, 74-53
Loyola.....	W, 63-50
Southern Illinois.....	W, 103-67
UT-Martin.....	2-0
at Illinois State.....	W, 70-47
at Southern Illinois.....	W, 70-59
Tennessee Tech.....	1-0
at Southern Illinois.....	W, 76-65

PAC-12	0-2 (A: 0-2)
Colorado.....	0-1
Indiana State.....	L, 59-46
Oregon State.....	0-1
Missouri State.....	L, 80-69

SEC	3-1 (H: 1-0; A: 1-0; N: 1-1)
Alabama.....	0-1
vs. UNI.....	L, 87-77
Auburn.....	1-0
vs. Drake.....	W, 83-82
Missouri.....	2-0
at Missouri State.....	W, 79-72
UNI.....	W, 78-73

Southland	1-0 (H: 1-0)
Texas A&M-CC.....	1-0
at Missouri State.....	W, 79-51

Summit	10-4 (H: 4-0; A: 5-4; N: 1-0)
North Dakota.....	1-1
Illinois State.....	W, 66-58
Valparaiso.....	L, 65-63
North Dakota State.....	3-0
at Bradley.....	W, 70-64
at UNI.....	W, 95-63
Valparaiso.....	W, 66-54
Omaha.....	1-0
UNI.....	W, 81-45

Purdue Fort Wayne.....	0-1
Evansville.....	L, 67-64
South Dakota.....	1-1
Drake.....	L, 102-94 (OT)
Missouri State.....	W, 74-66
South Dakota State.....	1-0
at Drake.....	W, 74-67
Western Illinois.....	4-1
Bradley.....	W, 84-49
at Drake.....	W, 94-75
at Illinois State.....	W, 78-65
Indiana State.....	L, 83-72
vs. Southern Illinois.....	W, 79-65

SWAC	2-0 (H: 2-0)
Jackson State.....	2-0
at Bradley.....	W, 78-69
at Illinois State.....	W, 77-55

West Coast	2-2 (H: 1-0; A: 1-2)
Gonzaga.....	0-1
Missouri State.....	L, 64-52
Pacific.....	0-1
Indiana State.....	L, 83-66
Portland.....	1-0
Loyola.....	W, 78-64 (OT)
Santa Clara.....	1-0
at Missouri State.....	W, 71-64

WAC	5-0 (H: 3-0; A: 2-0)
Chicago State.....	3-0
at Evansville.....	W, 76-42
Loyola.....	W, 98-53
at Valparaiso.....	W, 95-49
UMKC.....	2-0
Loyola.....	W, 72-67 (OT)
at Missouri State.....	W, 83-58

Non-Division I	6-0 (H: 6-0)
Brescia (Ky.).....	1-0
at Evansville.....	W, 77-61
Eureka.....	1-0
at Bradley.....	W, 101-39
Northwest Missouri State.....	1-0
at UNI.....	W, 78-53
Truman State.....	1-0
at Illinois State.....	W, 87-60
Waldorf.....	1-0
at Drake.....	W, 103-18
William Jewell.....	1-0
at Missouri State.....	W, 111-39

AP Top-25	1-4 (H: 0-1; A: 1-3)
#7 Oregon State.....	0-1
Missouri State.....	L, 80-69
#16 DePaul.....	0-1
at Loyola.....	L, 83-76
#17 Gonzaga.....	0-1
Missouri State.....	L, 64-52
#23 Minnesota.....	1-0
Missouri State.....	W, 77-69
#25 Michigan.....	0-1
Bradley.....	L, 77-57

2019 NCAA Teams	7-7 (H: 4-1; A: 3-6)
DePaul.....	0-1
at Loyola.....	L, 83-76
Gonzaga.....	0-1
Missouri State.....	L, 64-52
Iowa.....	1-1
Drake.....	L, 79-67
at UNI.....	W, 88-66
Iowa State.....	2-0
at Drake.....	W, 86-81
UNI.....	W, 71-63
Marquette.....	0-1
Illinois State.....	L, 58-41
Michigan.....	0-1
Bradley.....	L, 77-57
Missouri.....	2-0
at Missouri State.....	W, 79-72
UNI.....	W, 78-73
Oregon State.....	0-1
Missouri State.....	L, 80-69
South Dakota.....	1-1
Drake.....	L, 102-94 (OT)
Missouri State.....	W, 74-66
South Dakota State.....	1-0
at Drake.....	W, 74-67

114 NON-CONFERENCE OPPONENTS

49 ROAD

50 HOME

15 NEUTRAL

13 GAMES AGAINST TOURNAMENT TEAMS

8 GAMES AGAINST TEAMS FINISHING IN TOP 25

7 TOURNAMENTS

18 GAMES AGAINST POWER 5 OPPONENTS

10 BIG

4 XII

3 SEC

1

BRADLEY (11-2, 2-0)

2-0 Valley Starts

Bradley is 2-0 to start Missouri Valley Conference play for the second time in the last three years and seventh time overall. Friday's matchup with I-74 rival Illinois State features two of the three 2-0 teams in the league as the Braves play a game in which both teams have a 2-0 conference record or better for the first time in program history. Three of the last four times Bradley opened Valley play with back-to-back wins it went on to at least a 3-0 start. Fourth-year head coach Andrea Gorski has been involved in five of Bradley's seven 2-0 starts to MVC action with two coming as coach (2019-20 - 2-0 & 2017-18 - 3-0). The Braves started Gateway Conference play 2-0 or better in each of her first three years as a student-athlete.



Rare Air

Sophomore Lasha Petree is now scoring a league co-leading 18.6 points per game after tossing in career-high 36 points in the home win against Indiana State. The only player in the country to make 35 or more three-pointers and have at least 19 blocked shots through games of Jan. 5, Petree had the fourth-best single-game point total in Bradley history with her 36-point effort the most points by a Brave since Michelle Young tied the school record with 38 points at Columbia on Nov. 26, 2014. In addition, her 36 points were the most in a home game at Bradley dating back to a 37-point effort by Karen Anderson on Dec. 14, 1981 against St. Xavier and is the highest single-game scoring performance by a BU player in a conference game. Petree is averaging 23.0 points per game over the last six outings.

Playing with the Lead

Bradley has been used to playing with the lead this season, especially at home, trailing a total of 13 minutes in the six games played at Renaissance Coliseum in 2019-20. In fact, the Braves have played with the lead for 216 of the 240 minutes (90%) played at home this year. Overall, Bradley has played from behind for a total of 129 minutes (24.8%) this season, while holding the lead for 369 of 520 minutes (71%). Going back to last season, Bradley has led 253 of 280 minutes (90.4%) in the last seven home contests.

Date	Opponent	Location	TV	Time
N8	at Oakland	W, 74-58		1-0
N10	at #25 Michigan	L, 77-57		1-1
N16	Eureka	W, 101-39		2-1
N20	at Western Illinois	W, 84-49		3-1
N23	Miami (OH)	W, 79-68		4-1
Coastal Carolina Tournament				
N29	vs. George Mason	W, 61-59		5-1
D1	vs. Richmond	W, 61-57		6-1
D5	North Dakota St.	W, 70-64		7-1
D10	Jackson State	W, 78-69		8-1
UMKC Tournament				
D20	vs. Liberty	L, 75-63		8-2
D21	vs. Eastern Washington	W, 66-46		9-2
J3	*Evansville	W, 82-51		10-2, 1-0
J5	*Indiana State	W, 91-75		11-2, 2-0
J10	*Illinois State	Peoria, Ill.	(ESPN3)	7 PM
J17	*at Loyola	Chicago, Ill.	(ESPN+)	3 PM
J19	*at Valparaiso	Valparaiso, Ind.	(ESPN+)	1 PM
J24	*UNI	Peoria, Ill.	(ESPN+)	7 PM
J26	*Drake	Peoria, Ill.	(ESPN3)	2 PM
J31	*at Missouri State	Springfield, Mo.	(ESPN+)	7 PM
F2	*at So. Illinois	Carbondale, Ill.	(ESPN+)	2 PM
F7	*at Illinois State	Normal, Ill.	(ESPN+)	7 PM
F14	*Valparaiso	Peoria, Ill.	(ESPN+)	7 PM
F16	*Loyola	Peoria, Ill.	(ESPN3)	2 PM
F20	*at Drake	Des Moines, Iowa	(ESPN+)	6 PM
F22	*at UNI	Cedar Falls, Iowa	(ESPN3)	2 PM
F27	*So. Illinois	Peoria, Ill.	(ESPN+)	7 PM
M1	*Missouri State	Peoria, Ill.	(ESPN+)	2 PM
M5	*at Indiana State	Terre Haute, Ind.	(ESPN+)	6 PM
M7	*at Evansville	Evansville, Ind.	(ESPN+)	1 PM

MVC Tournament

M12-15 Moline, Ill. ESPN+

*MVC Games; Times are CST (unless noted) and subject to change

DRAKE (9-4, 1-0)

Road Win

Drake closed its non-conference schedule with a 73-49 win over Northern Illinois on Dec. 29. In the Bulldogs' first road win of the season they NIU held to its second lowest point total of the year. Their defense forced the Huskies to shoot just 28.4 percent (21-of-74) from the floor and just 5-of-31 (16.1 percent) from beyond the arc. The win also improved Drake's non-conference record to 8-4 and it marked the fifth-straight season the Bulldogs closed their non-conference slate with a winning record.



Great Start

Drake started Missouri Valley Conference play with a 104-87 in-state win over UNI Friday night at the Knapp Center. Drake, which scored a season high and the most points against an MVC opponent since 107 against Evansville in 2018, broke open the in-state game with a scorching third-quarter when it scored a season-high 34 points. The Bulldogs held an 11-point lead after one quarter and in the second quarter after the Panthers pulled within four ripped off a 14-3 closing run to the quarter to lead 54-39 at halftime. The teams traded baskets in the third quarter until Drake broke open the game with a 21-5 run that included a stretch where it scored on seven-consecutive possessions. The Bulldogs led by as many as 35 points on their way to their ninth-straight win over the Panthers.

What a Night

Senior guard Becca Hittner had quite the performance in the UNI win with a season-high and career-equaling 37 points, including making 18-of-18 from the free throw line. Hittner's free throw total is the second most by a player in the NCAA this season and is the second-highest single-game mark in program history behind Lorri Bauman's 22 vs Northern Illinois in 1982. She added seven rebounds, four steals and two assists and made three three-pointers in just 24 minutes.

Date	Opponent	Location	TV	Time
N8	S. Dakota State	W, 74-67		1-0
N10	Iowa State	W, 86-81		2-0
N13	at South Dakota	L, 102-94 (OT)		2-1
N16	Creighton	W, 63-53		3-1
N24	Western Illinois	W, 94-75		4-1
Gulf Coast Showcase				
N29	vs. Purdue	L, 67-47		4-2
N30	vs. Maine	W, 94-62		5-2
D1	vs. Auburn	W, 83-82		6-2
D5	Waldorf	W, 103-18		7-2
D17	at Oklahoma	L, 93-84		7-3
D21	at Iowa	L, 79-67		7-4
D29	at Northern Illinois	W, 73-49		8-4
J3	*UNI	W, 104-87		9-4, 1-0
J10	*at #18 Missouri State	Springfield, Mo.	(ESPN+)	7 PM
J12	*at So. Illinois	Carbondale, Ill.	(ESPN+)	2 PM
J17	*Indiana State	Des Moines, Iowa	(ESPN+)	6 PM
J19	*Evansville	Des Moines, Iowa	(ESPN+)	2 PM
J24	*at Illinois State	Normal, Ill.	(ESPN3)	7 PM
J26	*at Bradley	Peoria, Ill.	(ESPN3)	2 PM
J31	*Valparaiso	Des Moines, Iowa	(ESPN+)	6 PM
F2	*Loyola	Des Moines, Iowa	(ESPN3)	2 PM
F7	*So. Illinois	Des Moines, Iowa	(ESPN+)	6 PM
F9	*Missouri State	Des Moines, Iowa	(ESPN+)	2 PM
F13	*at Evansville	Evansville, Ind.	(ESPN3)	6 PM
F15	*at Indiana State	Terre Haute, Ind.	(ESPN3)	1 PM
F20	*Bradley	Des Moines, Iowa	(ESPN+)	6 PM
F22	*Illinois State	Des Moines, Iowa	(ESPN3)	2 PM
F28	*at Loyola	Chicago, Ill.	(ESPN+)	7 PM
M1	*at Valparaiso	Valparaiso, Ind.	(ESPN+)	1 PM
M6	*at UNI	Cedar Falls, Iowa	(ESPN+)	6:30 PM

MVC Tournament

M12-15 Moline, Ill. ESPN+

*MVC Games; Times are CST (unless noted) and subject to change

EVANSVILLE (3-10, 0-2)

Hometown Return

A native of Normal, Ill., freshman Abby Feit made her first appearance against Illinois State on Sunday. Feit scores six points while recording 14 rebounds, her second-highest rebounding total in her career behind an 18-rebound performance against Brescia in the season-opener on Nov. 5.



Getting to the Line

Evansville is one of the best teams in the nation in getting to the free throw line. The Aces earn a trip to the free-throw line on over 20% of their two-point attempts, the 32nd best rate in the nation.

In MVC Home Openers

The Aces are 1-2 in home MVC openers under head coach Matt Ruffing. Evansville's last win in a home MVC opener came in a 57-41 win over Indiana State on Dec. 30, 2016.

Date	Opponent	Location	TV	Time
N5	Brescia (Ky.)	W, 77-61		1-0
N10	at SEMO	L, 83-60		1-1
N13	at SIUE	L, 85-74		1-2
N19	Eastern Illinois	L, 90-44		1-3
N21	at Austin Peay	L, 80-64		1-4
N24	Marshall	W, 66-62 (OT)		2-4
D3	Murray State	L, 61-59		2-5
D13	at Purdue Ft. Wayne	L, 67-64		2-6
D15	at Illinois	L, 59-44		2-7
D18	Chicago State	W, 76-42		3-7
D22	at Miami (OH)	L, 72-64		3-8
J3	*at Bradley	L, 82-51		3-9, 0-1
J5	*at Illinois State	L, 81-58		3-10, 0-2
J10	*Loyola	Evansville, Ind.	(ESPN+)	6 PM
J12	*Valparaiso	Evansville, Ind.	(ESPN+)	1 PM
J17	*at UNI	Cedar Falls, Iowa	(ESPN+)	6:30 PM
J19	*at Drake	Des Moines, Iowa	(ESPN+)	2 PM
J24	*So. Illinois	Evansville, Ind.	(ESPN3)	6 PM
J26	*Missouri State	Evansville, Ind.	(ESPN+)	1 PM
J31	*at Indiana State	Terre Haute, Ind.	(ESPN3)	6 PM
F6	*at Valparaiso	Valparaiso, Ind.	(ESPN+)	6 PM
F8	*at Loyola	Chicago, Ill.	(ESPN3)	2 PM
F13	*Drake	Evansville, Ind.	(ESPN3)	6 PM
F15	*UNI	Evansville, Ind.	(ESPN3)	1 PM
F21	*at Missouri State	Springfield, Mo.	(ESPN+)	7 PM
F23	*at So. Illinois	Carbondale, Ill.	(ESPN+)	2 PM
F28	*Indiana State	Evansville, Ind.	(ESPN+)	6 PM
M5	*Illinois State	Evansville, Ind.	(ESPN+)	6 PM
M7	*Bradley	Evansville, Ind.	(ESPN+)	1 PM

MVC Tournament

M12-15	Moline, Ill.	ESPN+
--------	--------------	-------

*MVC Games; Times are CST (unless noted) and subject to change

ILLINOIS STATE (10-3, 2-0)

2-0 In The Valley

The Redbirds picked up wins at home over Indiana State and Evansville in the opening weekend of MVC play, making it the first time since the 2012-13 season that ISU has been 2-0 to open the conference slate.



Clutch Crompton

ISU's Mary Crompton has emerged as a prolific sharpshooter for the Redbirds, shooting 19-of-36 (.528) from behind the three-point line in the last five games after starting the year just 14-of-45 (.311). Crompton ranks second in the Valley with a 40.7% (33-of-81) three-point field goal percentage and averages 2.5 triples per game.

Undefeated at Home

After tallying two more wins this weekend over Indiana State and Evansville, the Redbirds have improved to a 10-3 (2-0 MVC) record and maintain a perfect 8-0 record at Redbird Arena. Illinois State finished last season 11-3 at home and is 259-154 all-time with a home-court advantage.

Date	Opponent	Location	TV	Time
N5	Truman State	W, 87-60		1-0
N10	at Marquette	L, 58-41		1-1
N16	at Illinois	W, 74-58		2-1
N20	Northern Illinois	W, 69-66		3-1
N24	at North Dakota	W, 66-58		4-1
N30	UT-Martin	W, 70-47		5-1
D4	Western Illinois	W, 78-65		6-1
D8	at Saint Louis	L, 61-56		6-2
D16	SIUE	W, 74-53		7-2
D19	Jackson State	W, 77-55		8-2
D29	at Austin Peay	L, 77-72 (OT)		8-3
J3	*Indiana State	W, 83-69		9-3, 1-0
J5	*Evansville	W, 81-58		10-3, 2-0
J10	*at Bradley	Peoria, Ill.	(ESPN3)	7 PM
J17	*at Valparaiso	Valparaiso, Ind.	(ESPN+)	6 PM
J19	*at Loyola	Chicago, Ill.	(ESPN+)	1 PM
J24	*Drake	Normal, Ill.	(ESPN3)	7 PM
J26	*UNI	Normal, Ill.	(ESPN+)	2 PM
J31	*at So. Illinois	Carbondale, Ill.	(ESPN3)	6 PM
F2	*at Missouri State	Springfield, Mo.	(ESPN+)	2 PM
F7	*Bradley	Normal, Ill.	(ESPN+)	7 PM
F14	*Loyola	Normal, Ill.	(ESPN+)	7 PM
F16	*Valparaiso	Normal, Ill.	(ESPN+)	2 PM
F20	*at UNI	Cedar Falls, Iowa	(ESPN+)	6:30 PM
F22	*at Drake	Des Moines, Iowa	(ESPN3)	2 PM
F27	*Missouri State	Normal, Ill.	(ESPN+)	7:30 PM
M1	*So. Illinois	Normal, Ill.	(ESPN+)	2 PM
M5	*at Evansville	Evansville, Ind.	(ESPN+)	6 PM
M7	*at Indiana State	Terre Haute, Ind.	(ESPN+)	1 PM

MVC Tournament

M12-15	Moline, Ill.	ESPN+
--------	--------------	-------

*MVC Games; Times are CST (unless noted) and subject to change

INDIANA STATE (2-12, 0-2)

Valley Home Openers

Indiana State returns home this weekend to host their first home games of the conference season, starting with Valparaiso on Friday evening. The Trees are 6-4 in their last 10 Valley home openers, including a 59-44 victory over the Redbirds of Illinois State last season.



A Balanced Attack

Indiana State continues to bring a balanced offensive attack to the table, with the most recent effort coming on the road at Bradley. A quartet of Trees led ISU in the loss to the Braves, with Jamyra McChristine earning 19 points, Marie Hunter and CeCe Mayo both finishing with 13 and Sommer Pitzer tallying 10. 10 of ISU's 14 games have seen at least three athletes score 10 points.

Hitting the Boards

ISU can boast themselves as one of the best offensive rebounding teams in the Missouri Valley Conference. The Trees have pulled down 186 of-fense boards in 14 games, giving them an average of 13.3 per-game which is the best in the Valley. Jamyra McChristine leads the blue and white with 6.1 rebounds per game.

Date	Opponent	Location	TV	Time
N7	at Kansas	L, 84-72		0-1
N10	at Eastern Illinois	W, 59-57		1-1
N14	at Western Illinois	L, 83-72		1-2
N19	at UIC	W, 61-40		2-2
N26	at Colorado	L, 59-46		2-3

Pacific Tournament

N29	at Pacific	L, 83-66		2-4
N30	vs. CSUN	L, 67-59		2-5

D3	Marshall	L, 72-60		2-6
D7	at Murray State	L, 70-62		2-7
D16	Northern Kentucky	L, 70-68		2-8
D21	SEMO	L, 68-58		2-9
D30	Saint Louis	L, 55-53		2-10

J3	*at Illinois State	L, 83-69		2-11, 0-1
J5	*at Bradley	L, 91-75		2-12, 0-2

J10	*Valparaiso	Terre Haute, Ind.	(ESPN+)	4 PM
J12	*Loyola	Terre Haute, Ind.	(ESPN+)	1 PM

J17	*at Drake	Des Moines, Iowa	(ESPN+)	6 PM
J19	*at UNI	Cedar Falls, Iowa	(ESPN+)	2 PM
J24	*Missouri State	Terre Haute, Ind.	(ESPN3)	6 PM
J26	*So. Illinois	Terre Haute, Ind.	(ESPN+)	1 PM
J31	*Evansville	Terre Haute, Ind.	(ESPN3)	6 PM

F6	*at Loyola	Chicago, Ill.	(ESPN3)	7 PM
F8	*at Valparaiso	Valparaiso, Ind.	(ESPN3)	1 PM
F13	*UNI	Terre Haute, Ind.	(ESPN3)	6 PM
F15	*Drake	Terre Haute, Ind.	(ESPN3)	1 PM
F21	*at So. Illinois	Carbondale, Ill.	(ESPN+)	6 PM
F23	*at Missouri State	Springfield, Mo.	(ESPN+)	2 PM
F28	*at Evansville	Evansville, Ind.	(ESPN+)	6 PM

M5	*Bradley	Terre Haute, Ind.	(ESPN+)	6 PM
M7	*Illinois State	Terre Haute, Ind.	(ESPN+)	1 PM

MVC Tournament

M12-15	Moline, Ill.	ESPN+
--------	--------------	-------

*MVC Games; Times are CST (unless noted) and subject to change

LOYOLA (10-3, 1-1)

Give Us A "10"

After taking No. 21/19 Missouri State to overtime on Friday afternoon, Loyola picked up a thrilling 51-49 win over Southern Illinois on Sunday to move to 10-3 overall and 1-1 in MVC play. This marks the earliest in a calendar year that Loyola has reached the 10-win mark in program history.



Closing in on 1,000

Abby O'Connor finds herself closing in on 1,000 career points as Loyola heads out for its first road tests of Valley play. O'Connor, who is averaging a team-best 17.0 points across the Maroon & Gold's last five games, finds herself just 37 points shy of becoming only the 25th player in program history to accomplish the feat.

Hoosier State Swing

As mentioned above, Loyola will venture out away from the friendly confines of Gentile Arena to continue Missouri Valley Conference play, putting its unblemished 6-0 road mark on the line at Evansville and Indiana State, both teams that the Ramblers completed clean sweeps of during the 2018-19 season. With a pair of wins in The Hoosier State, Loyola has the opportunity to secure its best four-game start to a Valley campaign since the 2015-16 season, when it went 4-0 to begin league play.

Date	Opponent	Location	TV	Time
N5	at Detroit Mercy	W, 89-60		1-0
N8	Vermont	W, 78-76		2-0
N13	at Eastern Illinois	W, 67-51		3-0
N19	at Chicago State	W, 98-53		4-0
N22	at Kansas City	W, 72-67 (20T)		5-0

D1	at Portland	W, 78-64 (OT)		6-0
D4	Dartmouth	W, 61-40		7-0
D8	at SIUE	W, 63-50		8-0
D16	Bowling Green	W, 84-76		9-0
D20	#16 DePaul	L, 83-76		9-1
D30	Western Michigan	L, 70-60		9-2

J3	*#17 Missouri State	L, 74-72 (OT)		9-3, 0-1
J5	*So. Illinois	W, 51-49		10-3, 1-1

J10	*at Evansville	Evansville, Ind.	(ESPN+)	6 PM
J12	*at Indiana State	Terre Haute, Ind.	(ESPN+)	1 PM

J17	*Bradley	Chicago, Ill.	(ESPN+)	3 PM
J19	*Illinois State	Chicago, Ill.	(ESPN+)	1 PM
J24	*at Valparaiso	Valparaiso, Ind.	(ESPN3)	6 PM
J31	*at UNI	Cedar Falls, Iowa	(ESPN3)	6:30 PM

F2	*at Drake	Des Moines, Iowa	(ESPN3)	2 PM
F6	*Indiana State	Chicago, Ill.	(ESPN3)	7 PM
F8	*Evansville	Chicago, Ill.	(ESPN3)	2 PM
F14	*at Illinois State	Normal, Ill.	(ESPN+)	7 PM
F16	*at Bradley	Peoria, Ill.	(ESPN3)	2 PM
F22	*Valparaiso	Chicago, Ill.	(ESPN3)	2 PM
F28	*Drake	Chicago, Ill.	(ESPN+)	7 PM

M1	*UNI	Chicago, Ill.	(ESPN+)	1 PM
M5	*at So. Illinois	Carbondale, Ill.	(ESPN3)	6 PM
M7	*at Missouri State	Springfield, Mo.	(ESPN+)	2 PM

MVC Tournament

M12-15	Moline, Ill.	ESPN+
--------	--------------	-------

*MVC Games; Times are CST (unless noted) and subject to change

#18/20 MISSOURI STATE (12-2, 2-0)

Solid League Start

MSU won its first two MVC games for fourth time in the last five seasons and 14th time in 28 years in the Valley. After the previous thirteen 2-0 starts, the Lady Bears have won the regular season four times, finished second seven times, and placed third twice.



Hot Stretch

The Lady Bears have become accustomed to hot stretches in the last six seasons, and this year's 12-2 start is no different. Missouri State has had a stretch of at least 10 wins in 12 games in six consecutive seasons (10-0 in 2014-15; 15-2 in 2015-16; 12-2 in 2016-17; 10-2 in 2017-18; 24-2 in 2018-19; and 12-2 in 2019-20).

Climbing Career Charts

Senior Alexa Willard is moving up several MSU career lists thanks to her fast start to the season. Willard is up to 20th in scoring at 1,284 and has moved into the top 10 in both free throw percentage (2nd - .859) and 3-point percentage (9th - .376) thanks to her shooting 94 percent the foul line and 51 percent from distance this year.

Date	Opponent	Location	TV	Time
N5	at #23 Minnesota	W, 77-69		1-0

Preseason WNIT

N8	Texas A&M-CC	W, 79-51		2-0
N10	at Boise State	W, 72-69		3-0
N14	at Oklahoma	W, 96-90		4-0
N17	at #7 Oregon State	L, 80-69		4-1

N22	Santa Clara	W, 71-64		5-1
N25	at South Dakota	W, 74-66		6-1

D1	Kansas City	W, 83-58		7-1
D4	Wichita State	W, 68-55		8-1
D15	Missouri	W, 79-72		9-1
D20	at #17 Gonzaga	L, 64-52		9-2
D31	William Jewel	W, 111-39		10-2

J3	*at Loyola	W, 74-72 (OT)		11-2, 1-0
J5	*at Valparaiso	W, 81-68		12-2, 2-0

J10	*Drake	Springfield, Mo.	(ESPN+)	7 PM
J12	*UNI	Springfield, Mo.	(ESPN3)	2 PM

J17	*at So. Illinois	Carbondale, Ill.	(ESPN+)	6 PM
J24	*at Indiana State	Terre Haute, Ind.	(ESPN3)	6 PM
J26	*at Evansville	Evansville, Ind.	(ESPN+)	1 PM
J31	*Bradley	Springfield, Mo.	(ESPN+)	7 PM

F2	*Illinois State	Springfield, Mo.	(ESPN+)	2 PM
F7	*at UNI	Cedar Falls, Iowa	(ESPN3)	6:30 PM
F9	*at Drake	Des Moines, Iowa	(ESPN+)	2 PM
F15	*So. Illinois	Springfield, Mo.	(ESPN3)	3 PM
F21	*Evansville	Springfield, Mo.	(ESPN+)	7 PM
F23	*Indiana State	Springfield, Mo.	(ESPN+)	2 PM
F27	*at Illinois State	Normal, Ill.	(ESPN+)	7:30 PM

M1	*at Bradley	Peoria, Ill.	(ESPN+)	2 PM
M5	*Valparaiso	Springfield, Mo.	(ESPN+)	7 PM
M7	*Loyola	Springfield, Mo.	(ESPN+)	2 PM

MVC Tournament

M12-15	Moline, Ill.	ESPN+
--------	--------------	-------

*MVC Games; Times are CST (unless noted) and subject to change

UNI (8-4, 0-1)

Iowa Sweep

The Panthers swept Iowa and Iowa State for the first time since the 1974-75 season. UNI has back-to-back wins over Iowa State for the first time since 1975-76.



Three Power Five Wins

UNI has three wins over power-five opponents in one season for the first time in program history.

Successful Non-Con

The Panthers recorded the most non-conference wins in program history. UNI's previous best was seven in 1998-99.

Date	Opponent	Location	TV	Time
N6	N. Dakota State	W, 95-63		1-0
N9	at Wichita State	W, 61-50		2-0
N13	at Missouri	W, 78-73		3-0
N17	Iowa	W, 88-66		4-0
N24	NW Missouri St.	W, 78-53		5-0

South Point Shootout

N29	vs. Alabama	L, 87-77		5-1
N30	vs. Ohio State	L, 64-46		5-2

D8	at Creighton	L, 57-54		5-3
D10	at Omaha	W, 81-45		6-3
D15	IUPUI	W, 51-50		7-3
D22	at Iowa State	W, 71-63		8-3

J3	*at Drake	L, 104-87		8-4, 0-1
----	-----------	-----------	--	----------

J10	*at So. Illinois	Carbondale, Ill.	(ESPN3)	6 PM
J12	*at #18 Missouri State	Springfield, Mo.	(ESPN3)	2 PM

J17	*Evansville	Cedar Falls, Iowa	(ESPN+)	6:30 PM
J19	*Indiana State	Cedar Falls, Iowa	(ESPN+)	2 PM
J24	*at Bradley	Peoria, Ill.	(ESPN+)	7 PM
J26	*at Illinois State	Normal, Ill.	(ESPN+)	2 PM
J31	*Loyola	Cedar Falls, Iowa	(ESPN3)	6:30 PM

F2	*Valparaiso	Cedar Falls, Iowa	(ESPN+)	2 PM
F7	*Missouri State	Cedar Falls, Iowa	(ESPN3)	6:30 PM
F9	*So. Illinois	Cedar Falls, Iowa	(ESPN+)	2 PM
F13	*at Indiana State	Terre Haute, Ind.	(ESPN+)	6 PM
F15	*at Evansville	Evansville, Ind.	(ESPN3)	1 PM
F20	*Illinois State	Cedar Falls, Iowa	(ESPN+)	6:30 PM
F22	*Bradley	Cedar Falls, Iowa	(ESPN3)	2 PM
F28	*at Valparaiso	Valparaiso, Ind.	(ESPN+)	6 PM

M1	*at Loyola	Chicago, Ill.	(ESPN+)	1 PM
M6	*Drake	Cedar Falls, Iowa	(ESPN+)	6:30 PM

MVC Tournament

M12-15	Moline, Ill.	ESPN+
--------	--------------	-------

*MVC Games; Times are CST (unless noted) and subject to change

SOUTHERN ILLINOIS (9-4, 1-1)

Some Things Never Change

The Salukis defeated the Valparaiso Crusaders, 67-51, on Jan. 3 to open Missouri Valley Conference play. In doing so, SIU improved to 7-0 in conference openers under head coach Cindy Stein. SIU had lost three-straight conference openers prior to Stein's arrival in 2013 but now hold a .589% winning percentage (23-16) in conference openers since 1981-82.



Approaching A Milestone

Head coach Cindy Stein is just one win shy of 100 for her Saluki career. With her next win, she will join Charlotte West and Cindy Scott as the only Saluki coaches to win 100-plus games as SIU's head coach. Stein, the third-longest tenured head coach in the MVC, will join UNI's Tanya Warren and Drake's Jennie Baranczyk as the only active Valley coaches with 100-plus wins at their current institutions.

1,000 Points Watch

Makenzie Silvey is just 18 points shy of becoming the 27th player in program history to reach the 1,000-point plateau. The Glen Carbon, Ill. native would become just the 10th player in school history to reach the 1,000-point milestone as a junior.

Date	Opponent	Location	TV	Time
N8	at SIUE	W, 103-67		1-0
N12	at IUPUI	L, 81-78		1-1
N16	Tennessee Tech	W, 76-65		2-1
N20	Memphis	L, 70-66		2-2
N23	at E. Michigan	W, 85-54		3-2
N27	Saint Louis	W, 61-53		4-2
D3	UT-Martin	W, 70-59		5-2
D7	at SEMO	L, 79-65		5-3
D15	Murray State	W, 76-66		6-3
Compass Challenge				
D19	vs. Western Illinois	W, 79-65		7-3
D20	at Northern Illinois	W, 80-61		8-3
J3	*at Valparaiso	W, 67-51		9-3, 1-0
J5	*at Loyola	L, 51-49		9-4, 1-1
J10	*UNI	Carbondale, Ill.	(ESPN3)	6 PM
J12	*Drake	Carbondale, Ill.	(ESPN+)	2 PM
J17	*Missouri State	Carbondale, Ill.	(ESPN+)	6 PM
J24	*at Evansville	Evansville, Ind.	(ESPN3)	6 PM
J26	*at Indiana State	Terre Haute, Ind.	(ESPN+)	1 PM
J31	*Illinois State	Carbondale, Ill.	(ESPN3)	6 PM
F2	*Bradley	Carbondale, Ill.	(ESPN+)	2 PM
F7	*at Drake	Des Moines, Iowa	(ESPN+)	6 PM
F9	*at UNI	Cedar Falls, Iowa	(ESPN+)	2 PM
F15	*at Missouri State	Springfield, Mo.	(ESPN3)	3 PM
F21	*Indiana State	Carbondale, Ill.	(ESPN+)	6 PM
F23	*Evansville	Carbondale, Ill.	(ESPN+)	2 PM
F27	*at Bradley	Peoria, Ill.	(ESPN+)	7 PM
M1	*at Illinois State	Normal, Ill.	(ESPN+)	2 PM
M5	*Loyola	Carbondale, Ill.	(ESPN+)	6 PM
M7	*Valparaiso	Carbondale, Ill.	(ESPN+)	2 PM
MVC Tournament				
M12-15	Moline, Ill.		ESPN+	

*MVC Games; Times are CST (unless noted) and subject to change

VALPARAISO (8-5, 0-2)

Connecting from Deep

Valpo enjoyed one of its best 3-point shooting performances in program history against Missouri State on Sunday. The Brown and Gold closed the game with a 14-for-22 mark from downtown - the 14 triples are a season high and are tied for the sixth-most 3-pointers made in a single game in program history. Three of the top-six single-game totals have come since the arrival of Mary Evans as head coach prior to last season. Meanwhile, Valpo's .636 shooting percentage from deep was not only easily the team's season best, it marks the first time in Evans' tenure that it has hit at a .500 clip or better from 3-point range. Sunday's performance came up just .007 shy of cracking the top-10 chart for single-game 3-point percentage in program history. It is also the second-best 3-point percentage in a single game by an MVC team this season.



Streak Closes

Friday's loss in the MVC opener versus SIU snapped Valpo's seven-game winning streak, just the seventh-such winning streak in program history and the first since 2002. Along the way, Valpo posted a perfect 5-0 record in December - just the third perfect month in program history. This year's squad just missed matching the 1991-92 team for the most wins before suffering its fourth loss of the season - the 1991-92 team started 9-3 before dropping its fourth game.

Thievery

One area in which Valpo continued to excel as MVC play started was the steals column, as the Crusaders tallied 12 steals against SIU and 11 versus Missouri State. Valpo has racked up double-digit steal totals in seven games this year, including six of its last seven contests. The Crusaders are averaging 10.2 steals/game this year, a mark which puts them on pace to enjoy the highest single-season steals total the program has had in nearly two decades.

Date	Opponent	Location	TV	Time
N10	vs. Ohio State	L, 89-38		0-1
N15	at N. Dakota St.	W, 66-54		1-1
N17	at North Dakota	L, 65-63		1-2
N21	at Northwestern	L, 69-48		1-3
N24	Bowling Green	W, 95-90 (OT)		2-3
N27	at Toledo	W, 61-54		3-3
D5	at Detroit	W, 77-58		4-3
D15	UIC	W, 63-37		5-3
D17	Morehead State	W, 55-53		6-3
D28	Chicago State	W, 95-49		7-3
D30	at Eastern Illinois	W, 78-66		8-3
J3	*So. Illinois	L, 67-51		8-4, 0-1
J5	*Missouri State	L, 81-68		8-5, 0-2
J10	*at Indiana State	Terre Haute, Ind.	(ESPN+)	4 PM
J12	*at Evansville	Evansville, Ind.	(ESPN+)	1 PM
J17	*Illinois State	Valparaiso, Ind.	(ESPN+)	6 PM
J19	*Bradley	Valparaiso, Ind.	(ESPN+)	1 PM
J24	*Loyola	Valparaiso, Ind.	(ESPN3)	6 PM
J31	*at Drake	Des Moines, Iowa	(ESPN+)	6 PM
F2	*at UNI	Cedar Falls, Iowa	(ESPN+)	2 PM
F6	*Evansville	Valparaiso, Ind.	(ESPN+)	6 PM
F8	*Indiana State	Valparaiso, Ind.	(ESPN3)	1 PM
F14	*at Bradley	Peoria, Ill.	(ESPN+)	7 PM
F16	*at Illinois State	Normal, Ill.	(ESPN+)	2 PM
F22	*at Loyola	Chicago, Ill.	(ESPN3)	2 PM
F28	*UNI	Valparaiso, Ind.	(ESPN+)	6 PM
M1	*Drake	Valparaiso, Ind.	(ESPN+)	1 PM
M5	*at Missouri State	Springfield, Mo.	(ESPN+)	7 PM
M7	*at So. Illinois	Carbondale, Ill.	(ESPN+)	2 PM
MVC Tournament				
M12-15	Moline, Ill.		ESPN+	

*MVC Games; Times are CST (unless noted) and subject to change



2019-20 Missouri Valley Conference
CONFERENCE BASKETBALL STATISTICS
Through games of Jan 07, 2020 (All games)



SCORING OFFENSE	G	W-L	Pts	Avg/G
1. Drake	13	9-4	1066	82.0
2. Missouri State	14	12-2	1086	77.6
3. Bradley	13	11-2	967	74.4
4. Southern Illinois	13	9-4	955	73.5
5. Loyola Chicago	13	10-3	949	73.0
6. Northern Iowa	12	8-4	867	72.2
7. Illinois State	13	10-3	928	71.4
8. Valparaiso	13	8-5	858	66.0
9. Indiana State	14	2-12	880	62.9
10. Evansville	13	3-10	801	61.6

SCORING DEFENSE	G	Pts	Avg/G
1. Illinois State	13	785	60.4
2. Bradley	13	787	60.5
3. Loyola Chicago	13	813	62.5
4. Southern Illinois	13	822	63.2
5. Valparaiso	13	832	64.0
6. Northern Iowa	12	775	64.6
7. Missouri State	14	917	65.5
8. Indiana State	14	982	70.1
9. Drake	13	915	70.4
10. Evansville	13	925	71.2

SCORING MARGIN	G	Offense	Defense	Margin
1. Bradley	13	74.4	60.5	+13.8
2. Missouri State	14	77.6	65.5	+12.1
3. Drake	13	82.0	70.4	+11.6
4. Illinois State	13	71.4	60.4	+11.0
5. Loyola Chicago	13	73.0	62.5	+10.5
6. Southern Illinois	13	73.5	63.2	+10.2
7. Northern Iowa	12	72.2	64.6	+7.7
8. Valparaiso	13	66.0	64.0	+2.0
9. Indiana State	14	62.9	70.1	-7.3
10. Evansville	13	61.6	71.2	-9.5

FREE THROW PCT	G	FTM	FTA	Pct.
1. Northern Iowa	12	183	232	.789
2. Missouri State	14	222	289	.768
3. Valparaiso	13	183	239	.766
4. Drake	13	155	204	.760
5. Bradley	13	174	241	.722
6. Loyola Chicago	13	156	222	.703
7. Illinois State	13	171	244	.701
8. Evansville	13	151	222	.680
9. Southern Illinois	13	155	231	.671
10. Indiana State	14	175	283	.618

FIELD GOAL PERCENTAGE	G	FGM	FGA	Pct.
1. Drake	13	400	834	.480
2. Missouri State	14	389	848	.459
3. Southern Illinois	13	357	789	.452
4. Illinois State	13	338	765	.442
5. Bradley	13	340	787	.432
6. Loyola Chicago	13	354	820	.432
7. Northern Iowa	12	290	700	.414
8. Valparaiso	13	283	700	.404
9. Indiana State	14	317	817	.388
10. Evansville	13	281	750	.375

FIELD GOAL PCT DEFENSE	G	FGM	FGA	Pct.
1. Bradley	13	295	839	.352
2. Valparaiso	13	286	754	.379
3. Illinois State	13	288	759	.379
4. Loyola Chicago	13	303	775	.391
5. Southern Illinois	13	295	743	.397
6. Northern Iowa	12	281	702	.400
7. Evansville	13	330	823	.401
8. Drake	13	332	825	.402
9. Missouri State	14	339	837	.405
10. Indiana State	14	335	814	.412

3-POINT FG PCT	G	3FGM	3FGA	Pct.
1. Missouri State	14	86	209	.411
2. Bradley	13	113	314	.360
3. Loyola Chicago	13	85	238	.357
4. Illinois State	13	81	228	.355
5. Southern Illinois	13	86	245	.351
6. Northern Iowa	12	104	301	.346
7. Drake	13	111	329	.337
8. Valparaiso	13	109	337	.323
9. Indiana State	14	71	243	.292
10. Evansville	13	88	317	.278

3-POINT FG PCT DEFENSE	G	3FGM	3FGA	Pct.
1. Valparaiso	13	65	259	.251
2. Bradley	13	74	263	.281
3. Southern Illinois	13	55	180	.306
4. Indiana State	14	82	262	.313
5. Northern Iowa	12	70	219	.320
6. Illinois State	13	81	253	.320
7. Loyola Chicago	13	86	262	.328
8. Evansville	13	102	306	.333
9. Drake	13	121	351	.345
10. Missouri State	14	104	261	.398

REBOUNDING OFFENSE	G	Rebounds	Avg/G
1. Bradley	13	568	43.7
2. Loyola Chicago	13	546	42.0
3. Illinois State	13	526	40.5
4. Missouri State	14	566	40.4
5. Drake	13	516	39.7
6. Indiana State	14	542	38.7
7. Southern Illinois	13	502	38.6
8. Northern Iowa	12	435	36.2
9. Evansville	13	466	35.8
10. Valparaiso	13	402	30.9

REBOUNDING DEFENSE	G	Rebounds	Avg/G
1. Missouri State	14	430	30.7
2. Drake	13	414	31.8
3. Loyola Chicago	13	428	32.9
4. Illinois State	13	433	33.3
5. Southern Illinois	13	448	34.5
6. Northern Iowa	12	423	35.2
7. Bradley	13	475	36.5
8. Indiana State	14	537	38.4
9. Valparaiso	13	525	40.4
10. Evansville	13	562	43.2



2019-20 Missouri Valley Conference
CONFERENCE BASKETBALL STATISTICS
Through games of Jan 07, 2020 (All games)



REBOUNDING MARGIN	G	Team	Avg.	Opp.	Avg. Margin
1. Missouri State	14	566	40.4	430	30.7 +9.7
2. Loyola Chicago	13	546	42.0	428	32.9 +9.1
3. Drake	13	516	39.7	414	31.8 +7.8
4. Illinois State	13	526	40.5	433	33.3 +7.2
Bradley	13	568	43.7	475	36.5 +7.2
6. Southern Illinois	13	502	38.6	448	34.5 +4.2
7. Northern Iowa	12	435	36.2	423	35.2 +1.0
8. Indiana State	14	542	38.7	537	38.4 +0.4
9. Evansville	13	466	35.8	562	43.2 -7.4
10. Valparaiso	13	402	30.9	525	40.4 -9.5

ASSISTS	G	No.	Avg/G
1. Drake	13	287	22.1
2. Loyola Chicago	13	217	16.7
3. Southern Illinois	13	209	16.1
4. Bradley	13	203	15.6
5. Missouri State	14	218	15.6
6. Illinois State	13	185	14.2
7. Valparaiso	13	167	12.8
8. Evansville	13	166	12.8
9. Northern Iowa	12	153	12.8
10. Indiana State	14	146	10.4

TURNOVER MARGIN	G	Team	Avg.	Opp.	Avg. Margin
1. Northern Iowa	12	179	14.9	206	17.2 +2.2
2. Valparaiso	13	218	16.8	242	18.6 +1.8
3. Loyola Chicago	13	195	15.0	212	16.3 +1.3
4. Illinois State	13	217	16.7	230	17.7 +1.0
5. Southern Illinois	13	201	15.5	205	15.8 +0.3
6. Missouri State	14	238	17.0	241	17.2 +0.2
7. Drake	13	224	17.2	226	17.4 +0.2
8. Evansville	13	268	20.6	251	19.3 -1.3
9. Bradley	13	214	16.5	192	14.8 -1.7
10. Indiana State	14	247	17.6	206	14.7 -2.9

OFFENSIVE REBOUNDS	G	No.	Avg/G
1. Indiana State	14	186	13.3
2. Loyola Chicago	13	171	13.2
3. Southern Illinois	13	162	12.5
Illinois State	13	162	12.5
5. Missouri State	14	170	12.1
6. Bradley	13	156	12.0
7. Drake	13	155	11.9
8. Northern Iowa	12	133	11.1
9. Evansville	13	129	9.9
10. Valparaiso	13	97	7.5

DEFENSIVE REB PCT.	G	D-Reb	Opp. OR	D-Reb%
1. Loyola Chicago	13	375	114	.767
2. Missouri State	14	396	121	.766
3. Illinois State	13	364	134	.731
4. Bradley	13	412	153	.729
5. Drake	13	361	139	.722
6. Southern Illinois	13	340	140	.708
7. Northern Iowa	12	302	130	.699
8. Indiana State	14	356	177	.668
9. Evansville	13	337	195	.633
10. Valparaiso	13	305	192	.614

BLOCKED SHOTS	G	No.	Avg/G
1. Missouri State	14	64	4.6
2. Bradley	13	59	4.5
3. Valparaiso	13	53	4.1
4. Indiana State	14	55	3.9
5. Northern Iowa	12	46	3.8
6. Drake	13	48	3.7
7. Evansville	13	45	3.5
8. Southern Illinois	13	42	3.2
9. Loyola Chicago	13	32	2.5
10. Illinois State	13	25	1.9

STEALS	G	No.	Avg/G
1. Drake	13	133	10.2
2. Valparaiso	13	132	10.2
3. Evansville	13	119	9.2
4. Missouri State	14	122	8.7
5. Indiana State	14	121	8.6
6. Illinois State	13	107	8.2
7. Northern Iowa	12	94	7.8
8. Southern Illinois	13	96	7.4
Bradley	13	96	7.4
10. Loyola Chicago	13	84	6.5

ASSIST/TURNOVER RATIO	G	Ast.	Avg.	T/O	Avg.	Ratio
1. Drake	13	287	22.1	224	17.2	1.3
2. Loyola Chicago	13	217	16.7	195	15.0	1.1
3. Southern Illinois	13	209	16.1	201	15.5	1.0
4. Bradley	13	203	15.6	214	16.5	0.9
5. Missouri State	14	218	15.6	238	17.0	0.9
6. Northern Iowa	12	153	12.8	179	14.9	0.9
7. Illinois State	13	185	14.2	217	16.7	0.9
8. Valparaiso	13	167	12.8	218	16.8	0.8
9. Evansville	13	166	12.8	268	20.6	0.6
10. Indiana State	14	146	10.4	247	17.6	0.6

DEFENSIVE REBOUNDS	G	No.	Avg/G
1. Bradley	13	412	31.7
2. Loyola Chicago	13	375	28.8
3. Missouri State	14	396	28.3
4. Illinois State	13	364	28.0
5. Drake	13	361	27.8
6. Southern Illinois	13	340	26.2
7. Evansville	13	337	25.9
8. Indiana State	14	356	25.4
9. Northern Iowa	12	302	25.2
10. Valparaiso	13	305	23.5

OFFENSIVE REB PCT.	G	O-Reb	Opp. DR	O-Reb%
1. Drake	13	155	275	.360
2. Missouri State	14	170	309	.355
3. Loyola Chicago	13	171	314	.353
4. Illinois State	13	162	299	.351
5. Southern Illinois	13	162	308	.345
6. Indiana State	14	186	360	.341
7. Bradley	13	156	322	.326
8. Northern Iowa	12	133	293	.312
9. Evansville	13	129	367	.260
10. Valparaiso	13	97	333	.226



2019-20 Missouri Valley Conference
CONFERENCE BASKETBALL STATISTICS
Through games of Jan 07, 2020 (All games)



3-POINT FG MADE	G	No.	Avg/G
1. Bradley	13	113	8.7
2. Northern Iowa	12	104	8.7
3. Drake	13	111	8.5
4. Valparaiso	13	109	8.4
5. Evansville	13	88	6.8
6. Southern Illinois	13	86	6.6
7. Loyola Chicago	13	85	6.5
8. Illinois State	13	81	6.2
9. Missouri State	14	86	6.1
10. Indiana State	14	71	5.1



2019-20 Missouri Valley Conference
CONFERENCE BASKETBALL STATISTICS
Through games of Jan 07, 2020 (All games)



Team	Conference	Pct.	PF	PA	Overall	Pct.	PF	PA	Current unbeaten streak
Missouri State	2-0	1.000	77.5	70.0	12-2	.857	77.6	65.5	Missouri State -- 3
Bradley	2-0	1.000	86.5	63.0	11-2	.846	74.4	60.5	Bradley -- 3
Illinois State	2-0	1.000	82.0	63.5	10-3	.769	71.4	60.4	Drake -- 2
Drake	1-0	1.000	104.0	87.0	9-4	.692	82.0	70.4	Illinois State -- 2
Loyola Chicago	1-1	.500	61.5	61.5	10-3	.769	73.0	62.5	Loyola Chicago -- 1
Southern Illinois	1-1	.500	58.0	51.0	9-4	.692	73.5	63.2	
Northern Iowa	0-1	.000	87.0	104.0	8-4	.667	72.2	64.6	
Valparaiso	0-2	.000	59.5	74.0	8-5	.615	66.0	64.0	
Evansville	0-2	.000	54.5	81.5	3-10	.231	61.6	71.2	
Indiana State	0-2	.000	72.0	87.0	2-12	.143	62.9	70.1	

TEAM SUMMARIES	G	PF-PA	Avg score	Margin	FG-FGA	Pct.	3FG-FGA	Pct.	FT-FTA	Pct.	RebF	RebA	Margin
Bradley	13	967-787	74.4-60.5	+13.8	340-787	.432	113-314	.360	174-241	.722	568	475	+7.2
Drake	13	1066-915	82.0-70.4	+11.6	400-834	.480	111-329	.337	155-204	.760	516	414	+7.8
Evansville	13	801-925	61.6-71.2	-9.5	281-750	.375	88-317	.278	151-222	.680	466	562	-7.4
Illinois State	13	928-785	71.4-60.4	+11.0	338-765	.442	81-228	.355	171-244	.701	526	433	+7.2
Indiana State	14	880-982	62.9-70.1	-7.3	317-817	.388	71-243	.292	175-283	.618	542	537	+0.4
Loyola Chicago	13	949-813	73.0-62.5	+10.5	354-820	.432	85-238	.357	156-222	.703	546	428	+9.1
Missouri State	14	1086-917	77.6-65.5	+12.1	389-848	.459	86-209	.411	222-289	.768	566	430	+9.7
Northern Iowa	12	867-775	72.2-64.6	+7.7	290-700	.414	104-301	.346	183-232	.789	435	423	+1.0
Southern Illinois	13	955-822	73.5-63.2	+10.2	357-789	.452	86-245	.351	155-231	.671	502	448	+4.2
Valparaiso	13	858-832	66.0-64.0	+2.0	283-700	.404	109-337	.323	183-239	.766	402	525	-9.5

ATTENDANCE	Home	Average	Away	Average	Neutral	Average	Total	Average
Bradley	6-6682	1114	3-4184	1395	4-647	162	13-11513	886
Drake	6-23497	3916	4-12036	3009	3-2012	671	13-37545	2888
Evansville	5-2897	579	8-5265	658	0-0	0	13-8162	628
Illinois State	8-8233	1029	5-5213	1043	0-0	0	13-13446	1034
Indiana State	4-4916	1229	9-6760	751	1-0	0	14-11676	834
Loyola Chicago	7-6161	880	6-4504	751	0-0	0	13-10665	820
Missouri State	6-15044	2507	8-18773	2347	0-0	0	14-33817	2416
Northern Iowa	4-7288	1822	6-19969	3328	2-250	125	12-27507	2292
Southern Illinois	5-5441	1088	7-3301	472	1-151	151	13-8893	684
Valparaiso	6-2068	345	6-11370	1895	1-1857	1857	13-15295	1177
Totals	57-82227	1443	62-91375	1474	12-4917	410	131-178519	1363



2019-20 Missouri Valley Conference
CONFERENCE BASKETBALL STATISTICS
Through games of Jan 07, 2020 (Conference games only)



SCORING OFFENSE	G	W-L	Pts	Avg/G
1. Drake	1	1-0	104	104.0
2. Northern Iowa	1	0-1	87	87.0
3. Bradley	2	2-0	173	86.5
4. Illinois State	2	2-0	164	82.0
5. Missouri State	2	2-0	155	77.5
6. Indiana State	2	0-2	144	72.0
7. Loyola Chicago	2	1-1	123	61.5
8. Valparaiso	2	0-2	119	59.5
9. Southern Illinois	2	1-1	116	58.0
10. Evansville	2	0-2	109	54.5

SCORING DEFENSE	G	Pts	Avg/G
1. Southern Illinois	2	102	51.0
2. Loyola Chicago	2	123	61.5
3. Bradley	2	126	63.0
4. Illinois State	2	127	63.5
5. Missouri State	2	140	70.0
6. Valparaiso	2	148	74.0
7. Evansville	2	163	81.5
8. Indiana State	2	174	87.0
Drake	1	87	87.0
10. Northern Iowa	1	104	104.0

SCORING MARGIN	G	Offense	Defense	Margin
1. Bradley	2	86.5	63.0	+23.5
2. Illinois State	2	82.0	63.5	+18.5
3. Drake	1	104.0	87.0	+17.0
4. Missouri State	2	77.5	70.0	+7.5
5. Southern Illinois	2	58.0	51.0	+7.0
6. Loyola Chicago	2	61.5	61.5	+0.0
7. Valparaiso	2	59.5	74.0	-14.5
8. Indiana State	2	72.0	87.0	-15.0
9. Northern Iowa	1	87.0	104.0	-17.0
10. Evansville	2	54.5	81.5	-27.0

FREE THROW PCT	G	FTM	FTA	Pct.
1. Drake	1	22	24	.917
2. Missouri State	2	43	55	.782
3. Valparaiso	2	21	28	.750
4. Loyola Chicago	2	23	34	.676
5. Illinois State	2	38	58	.655
6. Northern Iowa	1	15	23	.652
7. Indiana State	2	22	35	.629
8. Bradley	2	20	32	.625
9. Evansville	2	23	38	.605
10. Southern Illinois	2	22	40	.550

FIELD GOAL PERCENTAGE	G	FGM	FGA	Pct.
1. Drake	1	37	66	.561
2. Bradley	2	67	124	.540
3. Missouri State	2	51	115	.443
4. Illinois State	2	54	122	.443
5. Indiana State	2	54	123	.439
6. Loyola Chicago	2	46	106	.434
7. Northern Iowa	1	29	67	.433
8. Valparaiso	2	39	100	.390
9. Southern Illinois	2	42	110	.382
10. Evansville	2	38	117	.325

FIELD GOAL PCT DEFENSE	G	FGM	FGA	Pct.
1. Southern Illinois	2	35	93	.376
2. Illinois State	2	48	127	.378
3. Bradley	2	44	113	.389
4. Loyola Chicago	2	47	115	.409
5. Valparaiso	2	46	110	.418
6. Drake	1	29	67	.433
7. Missouri State	2	50	113	.442
8. Evansville	2	61	129	.473
9. Indiana State	2	60	117	.513
10. Northern Iowa	1	37	66	.561

3-POINT FG PCT	G	3FGM	3FGA	Pct.
1. Valparaiso	2	20	39	.513
2. Illinois State	2	18	39	.462
3. Drake	1	8	19	.421
4. Missouri State	2	10	24	.417
5. Bradley	2	19	47	.404
6. Northern Iowa	1	14	35	.400
7. Indiana State	2	14	36	.389
8. Loyola Chicago	2	8	28	.286
9. Evansville	2	10	42	.238
10. Southern Illinois	2	10	43	.233

3-POINT FG PCT DEFENSE	G	3FGM	3FGA	Pct.
1. Illinois State	2	12	50	.240
2. Valparaiso	2	10	38	.263
3. Southern Illinois	2	9	29	.310
4. Loyola Chicago	2	10	29	.345
5. Drake	1	14	35	.400
6. Evansville	2	21	51	.412
7. Northern Iowa	1	8	19	.421
8. Bradley	2	12	28	.429
9. Indiana State	2	16	35	.457
10. Missouri State	2	19	38	.500

REBOUNDING OFFENSE	G	Rebounds	Avg/G
1. Illinois State	2	94	47.0
2. Drake	1	41	41.0
3. Southern Illinois	2	76	38.0
4. Missouri State	2	74	37.0
5. Indiana State	2	73	36.5
6. Evansville	2	71	35.5
7. Bradley	2	69	34.5
Loyola Chicago	2	69	34.5
9. Northern Iowa	1	31	31.0
10. Valparaiso	2	49	24.5

REBOUNDING DEFENSE	G	Rebounds	Avg/G
1. Missouri State	2	55	27.5
2. Drake	1	31	31.0
3. Southern Illinois	2	63	31.5
4. Indiana State	2	66	33.0
5. Bradley	2	69	34.5
Loyola Chicago	2	69	34.5
7. Illinois State	2	75	37.5
8. Valparaiso	2	81	40.5
9. Northern Iowa	1	41	41.0
10. Evansville	2	97	48.5



2019-20 Missouri Valley Conference
CONFERENCE BASKETBALL STATISTICS
Through games of Jan 07, 2020 (Conference games only)



REBOUNDING MARGIN	G	Team	Avg.	Opp.	Avg.	Margin
1. Drake	1	41	41.0	31	31.0	+10.0
2. Missouri State	2	74	37.0	55	27.5	+9.5
3. Illinois State	2	94	47.0	75	37.5	+9.5
4. Southern Illinois	2	76	38.0	63	31.5	+6.5
5. Indiana State	2	73	36.5	66	33.0	+3.5
6. Bradley	2	69	34.5	69	34.5	+0.0
Loyola Chicago	2	69	34.5	69	34.5	+0.0
8. Northern Iowa	1	31	31.0	41	41.0	-10.0
9. Evansville	2	71	35.5	97	48.5	-13.0
10. Valparaiso	2	49	24.5	81	40.5	-16.0

ASSISTS	G	No.	Avg/G
1. Drake	1	26	26.0
2. Bradley	2	42	21.0
3. Northern Iowa	1	18	18.0
4. Illinois State	2	29	14.5
5. Southern Illinois	2	27	13.5
6. Missouri State	2	24	12.0
Indiana State	2	24	12.0
8. Valparaiso	2	23	11.5
9. Loyola Chicago	2	21	10.5
10. Evansville	2	17	8.5

TURNOVER MARGIN	G	Team	Avg.	Opp.	Avg.	Margin
1. Bradley	2	25	12.5	37	18.5	+6.0
2. Illinois State	2	25	12.5	29	14.5	+2.0
Drake	1	16	16.0	18	18.0	+2.0
4. Southern Illinois	2	34	17.0	37	18.5	+1.5
5. Loyola Chicago	2	36	18.0	38	19.0	+1.0
6. Missouri State	2	37	18.5	37	18.5	+0.0
7. Northern Iowa	1	18	18.0	16	16.0	-2.0
8. Valparaiso	2	38	19.0	33	16.5	-2.5
9. Evansville	2	33	16.5	27	13.5	-3.0
10. Indiana State	2	33	16.5	23	11.5	-5.0

OFFENSIVE REBOUNDS	G	No.	Avg/G
1. Illinois State	2	27	13.5
2. Southern Illinois	2	25	12.5
3. Indiana State	2	24	12.0
4. Missouri State	2	23	11.5
5. Northern Iowa	1	11	11.0
6. Evansville	2	17	8.5
7. Drake	1	8	8.0
Bradley	2	16	8.0
9. Loyola Chicago	2	13	6.5
10. Valparaiso	2	10	5.0

DEFENSIVE REB PCT.	G	D-Reb	Opp. OR	D-Reb%
1. Southern Illinois	2	51	11	.823
2. Missouri State	2	51	12	.810
3. Illinois State	2	67	21	.761
4. Loyola Chicago	2	56	18	.757
5. Drake	1	33	11	.750
6. Indiana State	2	49	17	.742
7. Bradley	2	53	20	.726
8. Northern Iowa	1	20	8	.714
9. Evansville	2	54	26	.675
10. Valparaiso	2	39	30	.565

BLOCKED SHOTS	G	No.	Avg/G
1. Bradley	2	16	8.0
2. Southern Illinois	2	10	5.0
Drake	1	5	5.0
4. Valparaiso	2	8	4.0
Missouri State	2	8	4.0
6. Northern Iowa	1	3	3.0
Indiana State	2	6	3.0
8. Evansville	2	5	2.5
Loyola Chicago	2	5	2.5
10. Illinois State	2	4	2.0

STEALS	G	No.	Avg/G
1. Valparaiso	2	23	11.5
2. Missouri State	2	22	11.0
3. Drake	1	9	9.0
4. Bradley	2	17	8.5
5. Southern Illinois	2	16	8.0
Illinois State	2	16	8.0
Loyola Chicago	2	16	8.0
8. Northern Iowa	1	6	6.0
9. Evansville	2	11	5.5
10. Indiana State	2	9	4.5

ASSIST/TURNOVER RATIO	G	Ast.	Avg.	T/O	Avg.	Ratio
1. Bradley	2	42	21.0	25	12.5	1.7
2. Drake	1	26	26.0	16	16.0	1.6
3. Illinois State	2	29	14.5	25	12.5	1.2
4. Northern Iowa	1	18	18.0	18	18.0	1.0
5. Southern Illinois	2	27	13.5	34	17.0	0.8
6. Indiana State	2	24	12.0	33	16.5	0.7
7. Missouri State	2	24	12.0	37	18.5	0.6
8. Valparaiso	2	23	11.5	38	19.0	0.6
9. Loyola Chicago	2	21	10.5	36	18.0	0.6
10. Evansville	2	17	8.5	33	16.5	0.5

DEFENSIVE REBOUNDS	G	No.	Avg/G
1. Illinois State	2	67	33.5
2. Drake	1	33	33.0
3. Loyola Chicago	2	56	28.0
4. Evansville	2	54	27.0
5. Bradley	2	53	26.5
6. Missouri State	2	51	25.5
Southern Illinois	2	51	25.5
8. Indiana State	2	49	24.5
9. Northern Iowa	1	20	20.0
10. Valparaiso	2	39	19.5

OFFENSIVE REB PCT.	G	O-Reb	Opp. DR	O-Reb%
1. Missouri State	2	23	43	.348
2. Illinois State	2	27	54	.333
3. Indiana State	2	24	49	.329
4. Southern Illinois	2	25	52	.325
5. Drake	1	8	20	.286
6. Northern Iowa	1	11	33	.250
7. Bradley	2	16	49	.246
8. Loyola Chicago	2	13	51	.203
9. Evansville	2	17	71	.193
10. Valparaiso	2	10	51	.164



2019-20 Missouri Valley Conference
CONFERENCE BASKETBALL STATISTICS
Through games of Jan 07, 2020 (Conference games only)



3-POINT FG MADE	G	No.	Avg/G
1. Northern Iowa	1	14	14.0
2. Valparaiso	2	20	10.0
3. Bradley	2	19	9.5
4. Illinois State	2	18	9.0
5. Drake	1	8	8.0
6. Indiana State	2	14	7.0
7. Southern Illinois	2	10	5.0
Missouri State	2	10	5.0
Evansville	2	10	5.0
10. Loyola Chicago	2	8	4.0



2019-20 Missouri Valley Conference
CONFERENCE BASKETBALL STATISTICS
Through games of Jan 07, 2020 (Conference games only)



Team	Conference	Pct.	PF	PA	Overall	Pct.	PF	PA	Current unbeaten streak
Bradley	2-0	1.000	86.5	63.0	2-0	1.000	86.5	63.0	Illinois State -- 2
Illinois State	2-0	1.000	82.0	63.5	2-0	1.000	82.0	63.5	Bradley -- 2
Missouri State	2-0	1.000	77.5	70.0	2-0	1.000	77.5	70.0	Missouri State -- 2
Drake	1-0	1.000	104.0	87.0	1-0	1.000	104.0	87.0	Drake -- 1
Loyola Chicago	1-1	.500	61.5	61.5	1-1	.500	61.5	61.5	Loyola Chicago -- 1
Southern Illinois	1-1	.500	58.0	51.0	1-1	.500	58.0	51.0	
Northern Iowa	0-1	.000	87.0	104.0	0-1	.000	87.0	104.0	
Indiana State	0-2	.000	72.0	87.0	0-2	.000	72.0	87.0	
Valparaiso	0-2	.000	59.5	74.0	0-2	.000	59.5	74.0	
Evansville	0-2	.000	54.5	81.5	0-2	.000	54.5	81.5	

TEAM SUMMARIES	G	PF-PA	Avg score	Margin	FG-FGA	Pct.	3FG-FGA	Pct.	FT-FTA	Pct.	RebF	RebA	Margin
Bradley	2	173-126	86.5-63.0	+23.5	67-124	.540	19-47	.404	20-32	.625	69	69	+0.0
Drake	1	104-87	104.0-87.0	+17.0	37-66	.561	8-19	.421	22-24	.917	41	31	+10.0
Evansville	2	109-163	54.5-81.5	-27.0	38-117	.325	10-42	.238	23-38	.605	71	97	-13.0
Illinois State	2	164-127	82.0-63.5	+18.5	54-122	.443	18-39	.462	38-58	.655	94	75	+9.5
Indiana State	2	144-174	72.0-87.0	-15.0	54-123	.439	14-36	.389	22-35	.629	73	66	+3.5
Loyola Chicago	2	123-123	61.5-61.5	+0.0	46-106	.434	8-28	.286	23-34	.676	69	69	+0.0
Missouri State	2	155-140	77.5-70.0	+7.5	51-115	.443	10-24	.417	43-55	.782	74	55	+9.5
Northern Iowa	1	87-104	87.0-104.0	-17.0	29-67	.433	14-35	.400	15-23	.652	31	41	-10.0
Southern Illinois	2	116-102	58.0-51.0	+7.0	42-110	.382	10-43	.233	22-40	.550	76	63	+6.5
Valparaiso	2	119-148	59.5-74.0	-14.5	39-100	.390	20-39	.513	21-28	.750	49	81	-16.0

ATTENDANCE	Home	Average	Away	Average	Neutral	Average	Total	Average
Bradley	2-1421	710	0-0	0	0-0	0	2-1421	710
Drake	1-3712	3712	0-0	0	0-0	0	1-3712	3712
Evansville	0-0	0	2-1568	784	0-0	0	2-1568	784
Illinois State	2-1637	818	0-0	0	0-0	0	2-1637	818
Indiana State	0-0	0	2-1490	745	0-0	0	2-1490	745
Loyola Chicago	2-719	360	0-0	0	0-0	0	2-719	360
Missouri State	0-0	0	2-733	366	0-0	0	2-733	366
Northern Iowa	0-0	0	1-3712	3712	0-0	0	1-3712	3712
Southern Illinois	0-0	0	2-823	412	0-0	0	2-823	412
Valparaiso	2-837	418	0-0	0	0-0	0	2-837	418
Totals	9-8326	925	9-8326	925	0-0	0	18-16652	925



2019-20 Missouri Valley Conference
Conference Team Highs
Through games of Jan 07, 2020 (All games)



TEAM HIGHS (highest totals made by)

Points	111	Missouri State vs William Jewell (12-31-19)
	104	Drake vs Northern Iowa (01-03-20)
	103	Southern Illinois at SIUE (11-08-19)
	103	Drake vs Waldorf (12-05-19)
	101	Bradley vs Eureka (11-16-19)
Margin	85 (103-18)	Drake vs Waldorf (12-05-19)
	72 (111-39)	Missouri State vs William Jewell (12-31-19)
	62 (101-39)	Bradley vs Eureka (11-16-19)
	46 (95-49)	Valparaiso vs Chicago State (12-28-19)
	45 (98-53)	Loyola Chicago at Chicago State (11-19-19)
Field goals made	41	Bradley vs Eureka (11-16-19)
	41	Drake vs Waldorf (12-05-19)
	41	Missouri State vs William Jewell (12-31-19)
	37	Drake at South Dakota (11-13-19)
	37	Missouri State at Oklahoma (11-14-19)
	37	Loyola Chicago at Chicago State (11-19-19)
	37	Drake vs Northern Iowa (01-03-20)
Field goal attempts	82	Evansville vs Brescia (11-05-19)
	77	Drake at South Dakota (11-13-19)
	75	Bradley vs Eureka (11-16-19)
	73	Illinois State vs Truman State (11-05-19)
	73	Drake vs Waldorf (12-05-19)
Field goal percentage	.639 (23-36)	Evansville at Austin Peay (11-21-19)
	.621 (41-66)	Missouri State vs William Jewell (12-31-19)
	.576 (34-59)	Bradley vs Indiana State (01-05-20)
	.563 (36-64)	Southern Illinois at SIUE (11-08-19)
	.562 (41-73)	Drake vs Waldorf (12-05-19)
3-Pt FG made	15	Drake vs Iowa State (11-10-19)
	15	Northern Iowa at Missouri (11-13-19)
	14	Bradley vs Eureka (11-16-19)
	14	Northern Iowa at Drake (01-03-20)
	14	Valparaiso vs Missouri State (01-05-20)
3-Pt FG attempts	42	Northern Iowa at Missouri (11-13-19)
	40	Evansville vs Brescia (11-05-19)
	36	Evansville at SIUE (11-13-19)
	35	Valparaiso vs UIC (12-15-19)
	35	Northern Iowa at Drake (01-03-20)
3-Pt percentage	.700 (7-10)	Evansville at Austin Peay (11-21-19)
	.636 (14-22)	Valparaiso vs Missouri State (01-05-20)
	.588 (10-17)	Northern Iowa vs North Dakota State (11-06-19)
	.579 (11-19)	Illinois State vs Jackson State (12-19-19)
	.571 (8-14)	Illinois State vs SIUE (12-16-19)
Free throws made	29	Bradley vs Miami (OH) (11-23-19)
	28	Missouri State at Valparaiso (01-05-20)
	27	Northern Iowa vs North Dakota State (11-06-19)
	27	Valparaiso vs Bowling Green (11-24-19)
	24	Illinois State vs Indiana State (01-03-20)
Free throw attempts	38	Bradley vs Miami (OH) (11-23-19)
	36	Missouri State at Valparaiso (01-05-20)
	33	Indiana State vs SEMO (12-21-19)
	33	Illinois State vs Indiana State (01-03-20)
	32	Northern Iowa vs North Dakota State (11-06-19)
	32	Valparaiso vs Bowling Green (11-24-19)
Free throw percentage	1.000 (17-17)	Missouri State at Minnesota (11-05-19)
	1.000 (11-11)	Drake vs Waldorf (12-05-19)

	.944	(17-18)	Northern Iowa at Iowa State (12-22-19)
	.923	(12-13)	Bradley at Michigan (11-10-19)
	.923	(12-13)	Drake vs Auburn (12-01-19)
Rebounds	63		Bradley vs Eureka (11-16-19)
	59		Bradley at Western Illinois (11-20-19)
	57		Drake at Northern Illinois (12-29-19)
	56		Loyola Chicago at Detroit Mercy (11-05-19)
	56		Loyola Chicago at Kansas City (11-22-19)
	56		Missouri State vs William Jewell (12-31-19)
Assists	33		Drake vs Waldorf (12-05-19)
	32		Bradley vs Eureka (11-16-19)
	31		Loyola Chicago at Chicago State (11-19-19)
	27		Illinois State vs Jackson State (12-19-19)
	26		Drake vs Western Illinois (11-24-19)
	26		Drake vs Northern Iowa (01-03-20)
Steals	25		Drake vs Waldorf (12-05-19)
	18		Valparaiso vs UIC (12-15-19)
	16		Evansville vs Brescia (11-05-19)
	15		Northern Iowa at Omaha (12-10-19)
	14		Indiana State at UIC (11-19-19)
	14		Evansville vs Chicago State (12-18-19)
	14		Missouri State at Valparaiso (01-05-20)
Blocked shots	15		Missouri State vs William Jewell (12-31-19)
	12		Drake vs Waldorf (12-05-19)
	10		Indiana State vs Northern Kentucky (12-16-19)
	9		Indiana State at UIC (11-19-19)
	9		Northern Iowa at Omaha (12-10-19)
	9		Valparaiso vs Chicago State (12-28-19)
	9		Bradley vs Evansville (01-03-20)
Turnovers	33		Evansville at Austin Peay (11-21-19)
	31		Evansville vs Eastern Illinois (11-19-19)
	28		Loyola Chicago vs DePaul (12-20-19)
	27		Northern Iowa at Wichita State (11-09-19)
	26		Missouri State at Minnesota (11-05-19)
	26		Evansville at SIUE (11-13-19)
Fouls	35		Indiana State at Western Illinois (11-14-19)
	33		Indiana State at Kansas (11-07-19)
	32		Evansville at SEMO (11-10-19)
	31		Drake at South Dakota (11-13-19)
	31		Valparaiso vs Bowling Green (11-24-19)



2019-20 Missouri Valley Conference
INDIVIDUAL BASKETBALL STATISTICS
Through games of Jan 07, 2020 (All games)



To be ranked, a player must appear in at least 75.0% of their team's games.

SCORING								REBOUNDING							
	Cl	G	FG	3FG	FT	Pts	Avg/G		Cl	G	Off	Def	Total	Avg/G	
1. Rhine,Sara-DU	Sr	13	101	6	34	242	18.6	1. Brackmann, Chelsea-BRAD	Sr	12	25	85	110	9.2	
Petree, Lasha-BRAD	So	13	83	38	38	242	18.6	2. Franklin,Jasmine-MSU	So	14	28	100	128	9.1	
3. Willard,Alexa-MSU	Sr	14	96	26	32	250	17.9	3. Feit,Abby-UE	Fr	13	23	93	116	8.9	
4. Silvey,Makenzie-SIU	Jr	13	90	33	14	227	17.5	4. O'Connor, Abby-LUC	Jr	13	24	79	103	7.9	
5. Hittner,Becca-DU	Sr	13	70	27	59	226	17.4	5. Brockmeyer,Abby-SIU	Jr	13	38	62	100	7.7	
6. Wallen, Lexi-ILS	Sr	13	83	2	51	219	16.8	6. Wallen, Lexi-ILS	Sr	13	36	49	85	6.5	
7. Maggett, TeTe-ILS	Sr	11	68	16	32	184	16.7	Rhine,Sara-DU	Sr	13	22	63	85	6.5	
8. O'Connor, Abby-LUC	Jr	13	71	21	32	195	15.0	8. Maggett, TeTe-ILS	Sr	11	10	58	68	6.2	
9. Feit,Abby-UE	Fr	13	71	18	29	189	14.5	9. Haack, Gabi-BRAD	Jr	13	29	51	80	6.2	
10. Haack, Gabi-BRAD	Jr	13	58	35	31	182	14.0	10. McChristine,Jamyra-INS	Jr	14	41	44	85	6.1	
11. Day, Allison-LUC	So	13	77	0	20	174	13.4	11. Gartner,Emily-MSU	Jr	14	21	63	84	6.0	
Martin,Nicole-SIU	Sr	13	67	1	39	174	13.4	Poland,Jada-UE	Jr	13	25	53	78	6.0	
13. Calip,Brice-MSU	Jr	13	49	12	63	173	13.3	13. Martin,Nicole-SIU	Sr	13	26	50	76	5.8	
14. Rucker,Karli-UNI	Jr	12	54	20	25	153	12.8	14. Day, Allison-LUC	So	13	28	44	72	5.5	
15. Hales, Grace-Valpo	Sr	13	53	22	33	161	12.4	Stoller, Addison-Valpo	Jr	13	31	41	72	5.5	
16. Finley,Kam-UNI	So	12	46	21	32	145	12.1	16. Talbot, Megan-ILS	Sr	13	20	51	71	5.5	
17. Stoller, Addison-Valpo	Jr	13	43	14	46	146	11.2	17. Gunnels,Bre-UNI	Jr	12	10	55	65	5.4	
Brockmeyer,Abby-SIU	Jr	13	51	8	36	146	11.2	18. Hittner,Becca-DU	Sr	13	12	58	70	5.4	
19. Franklin,Jasmine-MSU	So	14	60	1	34	155	11.1	19. Burich,Monica-DU	Sr	12	24	40	64	5.3	
20. Poland,Jada-UE	Jr	13	56	9	14	135	10.4	20. Redmond, Juliunn-ILS	Jr	13	22	44	66	5.1	
21. Gonzales, Janae-LUC	So	13	45	36	2	128	9.8	Rice, Ellie-LUC	Jr	13	20	46	66	5.1	
22. Cavey,Kristina-UNI	Jr	12	39	9	29	116	9.7								
23. McChristine,Jamyra-INS	Jr	14	57	0	17	131	9.4								
24. Crompton, Mary-ILS	Fr	13	40	33	8	121	9.3								
25. Pitzer,Sommer-INS	Fr	13	39	19	22	119	9.2								
26. White, Nyjah-BRAD	Jr	13	49	0	20	118	9.1								
27. Collier,Kierra-DU	So	13	47	9	13	116	8.9								
28. Rose,Brenni-DU	Sr	13	45	14	11	115	8.8								
Williams,Del'Janae-INS	Fr	13	40	20	15	115	8.8								
30. Nelson,Kristen-SIU	Sr	13	38	19	19	114	8.8								
Rice, Ellie-LUC	Jr	13	37	8	32	114	8.8								



2019-20 Missouri Valley Conference
INDIVIDUAL BASKETBALL STATISTICS
Through games of Jan 07, 2020 (All games)



FREE THROW PCT		CI	G	FTM	FTA	Pct.
1.	O'Connor, Abby-LUC	Jr	13	32	34	.941
	Willard,Alexa-MSU	Sr	14	32	34	.941
3.	Hales, Grace-Valpo	Sr	13	33	36	.917
4.	Maahs,Megan-UNI	Jr	12	28	32	.875
5.	Hittner,Becca-DU	Sr	13	59	69	.855
6.	Petree, Lasha-BRAD	So	13	38	46	.826
7.	Gunnels,Bre-UNI	Jr	12	27	33	.818
8.	Rhine,Sara-DU	Sr	13	34	42	.810
9.	Maggett, TeTe-ILS	Sr	11	32	40	.800
	Finley,Kam-UNI	So	12	32	40	.800
11.	Calip,Brice-MSU	Jr	13	63	80	.788
12.	Rucker,Karli-UNI	Jr	12	25	32	.781
13.	Haack, Gabi-BRAD	Jr	13	31	40	.775
14.	Stoller, Addison-Valpo	Jr	13	46	60	.767
15.	Cavey,Kristina-UNI	Jr	12	29	39	.744

STEALS		CI	G	No.	Avg/G
1.	Wallace,Makayla-UE	So	13	32	2.5
2.	Williams,Del'Janae-INS	Fr	13	24	1.8
	Wallace, Tiara-LUC	Sr	13	24	1.8
4.	Maggett, TeTe-ILS	Sr	11	20	1.8
5.	Bhinhar,Mya-MSU	So	14	24	1.7
6.	Frederick, Shay-Valpo	So	13	22	1.7
7.	Franklin,Jasmine-MSU	So	14	22	1.6
8.	Silvey,Makenzie-SIU	Jr	13	20	1.5
	Stoller, Addison-Valpo	Jr	13	20	1.5
	Monahan,Maddie-DU	Jr	13	20	1.5
	Petree, Lasha-BRAD	So	13	20	1.5
	Calip,Brice-MSU	Jr	13	20	1.5
	White, Nyjah-BRAD	Jr	13	20	1.5
	Redmond, Juliunn-ILS	Jr	13	20	1.5
15.	Patrick,Brittney-SIU	Sr	13	19	1.5
	Weinman, Carie-Valpo	So	13	19	1.5
	Nelson,Kristen-SIU	Sr	13	19	1.5

3-POINT FG PCT		CI	G	3FG	FGA	Pct.
1.	Willard,Alexa-MSU	Sr	14	26	51	.510
2.	Gonzales, Janae-LUC	So	13	36	87	.414
3.	Monahan,Maddie-DU	Jr	13	16	39	.410
4.	Crompton, Mary-ILS	Fr	13	33	81	.407
	Kroeger,Nicole-UNI	Jr	12	22	54	.407
6.	Stoller, Addison-Valpo	Jr	13	14	35	.400
7.	Koenig, Tatum-BRAD	So	13	15	38	.395
8.	White, Grace-Valpo	Jr	13	13	33	.394
9.	Negaard,Maggie-DU	So	13	14	36	.389
10.	Ruffridge,Elle-MSU	Jr	14	19	49	.388
11.	Silvey,Makenzie-SIU	Jr	13	33	86	.384
12.	Pitzer,Sommer-INS	Fr	13	19	50	.380
13.	Petree, Lasha-BRAD	So	13	38	101	.376
14.	Elder,Jasmine-INS	Fr	14	18	48	.375
15.	Hales, Grace-Valpo	Sr	13	22	59	.373

3-POINT FG MADE		CI	G	3FG	Avg/G
1.	Petree, Lasha-BRAD	So	13	38	2.9
2.	Gonzales, Janae-LUC	So	13	36	2.8
3.	Haack, Gabi-BRAD	Jr	13	35	2.7
4.	Silvey,Makenzie-SIU	Jr	13	33	2.5
	Crompton, Mary-ILS	Fr	13	33	2.5
6.	Hittner,Becca-DU	Sr	13	27	2.1
7.	Willard,Alexa-MSU	Sr	14	26	1.9
8.	Kroeger,Nicole-UNI	Jr	12	22	1.8
9.	Finley,Kam-UNI	So	12	21	1.8
10.	Hales, Grace-Valpo	Sr	13	22	1.7
11.	Rucker,Karli-UNI	Jr	12	20	1.7
12.	Weinman, Carie-Valpo	So	13	21	1.6
	O'Connor, Abby-LUC	Jr	13	21	1.6
14.	Williams,Del'Janae-INS	Fr	13	20	1.5
15.	Pitzer,Sommer-INS	Fr	13	19	1.5
	Nelson,Kristen-SIU	Sr	13	19	1.5

BLOCKED SHOTS		CI	G	No.	Avg/G
1.	Feit,Abby-UE	Fr	13	21	1.6
2.	Petree, Lasha-BRAD	So	13	19	1.5
3.	Franklin,Jasmine-MSU	So	14	18	1.3
4.	Morrison, Caitlin-Valpo	Jr	13	16	1.2
5.	Gunnels,Bre-UNI	Jr	12	12	1.0
6.	Gartner,Emily-MSU	Jr	14	13	0.9
7.	Maahs,Megan-UNI	Jr	12	11	0.9
8.	Williams,Del'Janae-INS	Fr	13	11	0.8
	O'Connor, Abby-LUC	Jr	13	11	0.8
10.	McChristine,Jamyra-INS	Jr	14	11	0.8
11.	White, Grace-Valpo	Jr	13	10	0.8
	White, Nyjah-BRAD	Jr	13	10	0.8
13.	Brackmann, Chelsea-BRAD	Sr	12	9	0.8
14.	Poland,Jada-UE	Jr	13	9	0.7
15.	Westerfeld,Hattie-INS	Fr	14	9	0.6

ASSIST/TURNOVER RATIO		CI	G	Ast.	T/O	Ratio
1.	Nelson,Kristen-SIU	Sr	13	48	22	2.2
2.	Collier,Kierra-DU	So	13	44	23	1.9
3.	Calip,Brice-MSU	Jr	13	47	26	1.8
4.	Rose,Brenni-DU	Sr	13	68	40	1.7
5.	Monahan,Maddie-DU	Jr	13	40	25	1.6
6.	Frederick, Shay-Valpo	So	13	50	32	1.6
7.	Koenig, Tatum-BRAD	So	13	49	32	1.5
8.	Newman,Anna-UE	So	13	49	35	1.4
9.	Patrick,Brittney-SIU	Sr	13	57	43	1.3
10.	Rucker,Karli-UNI	Jr	12	41	34	1.2
11.	Wallace, Tiara-LUC	Sr	13	58	49	1.2
12.	Bhinhar,Mya-MSU	So	14	48	44	1.1
13.	Maggett, TeTe-ILS	Sr	11	50	46	1.1



2019-20 Missouri Valley Conference
INDIVIDUAL BASKETBALL STATISTICS
Through games of Jan 07, 2020 (All games)



OFFENSIVE REBOUNDS	Cl	G	No.	Avg/G
1. McChristine, Jamyra-INS	Jr	14	41	2.9
2. Brockmeyer, Abby-SIU	Jr	13	38	2.9
3. Wallen, Lexi-ILS	Sr	13	36	2.8
4. Stoller, Addison-Valpo	Jr	13	31	2.4
5. Haack, Gabi-BRAD	Jr	13	29	2.2
6. Day, Allison-LUC	So	13	28	2.2
7. Brackmann, Chelsea-BRAD	Sr	12	25	2.1
8. Franklin, Jasmine-MSU	So	14	28	2.0
Martin, Nicole-SIU	Sr	13	26	2.0
Burich, Monica-DU	Sr	12	24	2.0
Cavey, Kristina-UNI	Jr	12	24	2.0
12. Poland, Jada-UE	Jr	13	25	1.9
13. O'Connor, Abby-LUC	Jr	13	24	1.8
14. Feit, Abby-UE	Fr	13	23	1.8
15. Redmond, Juliunn-ILS	Jr	13	22	1.7
Rhine, Sara-DU	Sr	13	22	1.7

DEFENSIVE REBOUNDS	Cl	G	No.	Avg/G
1. Feit, Abby-UE	Fr	13	93	7.2
2. Franklin, Jasmine-MSU	So	14	100	7.1
3. Brackmann, Chelsea-BRAD	Sr	12	85	7.1
4. O'Connor, Abby-LUC	Jr	13	79	6.1
5. Maggett, TeTe-ILS	Sr	11	58	5.3
6. Rhine, Sara-DU	Sr	13	63	4.8
7. Brockmeyer, Abby-SIU	Jr	13	62	4.8
8. Gunnels, Bre-UNI	Jr	12	55	4.6
9. Gartner, Emily-MSU	Jr	14	63	4.5
10. Hittner, Becca-DU	Sr	13	58	4.5
11. Poland, Jada-UE	Jr	13	53	4.1
12. Haack, Gabi-BRAD	Jr	13	51	3.9
Talbot, Megan-ILS	Sr	13	51	3.9
14. Martin, Nicole-SIU	Sr	13	50	3.8
15. Wallen, Lexi-ILS	Sr	13	49	3.8

MINUTES PLAYED	Cl	G	No.	Avg/G
1. Feit, Abby-UE	Fr	13	475	36.5
2. O'Connor, Abby-LUC	Jr	13	431	33.2
3. Silvey, Makenzie-SIU	Jr	13	408	31.4
4. Koenig, Tatum-BRAD	So	13	407	31.3
Calip, Brice-MSU	Jr	13	407	31.3
6. Maggett, TeTe-ILS	Sr	11	344	31.3
7. Wallace, Tiara-LUC	Sr	13	406	31.2
8. Willard, Alexa-MSU	Sr	14	435	31.1
9. Petree, Lasha-BRAD	So	13	402	30.9
10. Haack, Gabi-BRAD	Jr	13	400	30.8
11. Hales, Grace-Valpo	Sr	13	396	30.5
Patrick, Brittney-SIU	Sr	13	396	30.5
13. Nelson, Kristen-SIU	Sr	13	393	30.2
14. Williams, Del'Janae-INS	Fr	13	385	29.6
15. Stoller, Addison-Valpo	Jr	13	380	29.2
16. Frederick, Shay-Valpo	So	13	372	28.6
17. Pitzer, Sommer-INS	Fr	13	371	28.5
18. Gonzales, Janae-LUC	So	13	365	28.1
19. Weinman, Carrie-Valpo	So	13	364	28.0
20. Franklin, Jasmine-MSU	So	14	390	27.9
21. Rice, Ellie-LUC	Jr	13	361	27.8
22. Brockmeyer, Abby-SIU	Jr	13	358	27.5
23. Saylor, Paige-ILS	Jr	13	355	27.3
24. Wallen, Lexi-ILS	Sr	13	349	26.8
25. Bhinhar, Mya-MSU	So	14	372	26.6
26. Rucker, Karli-UNI	Jr	12	306	25.5
27. Poland, Jada-UE	Jr	13	326	25.1
Hittner, Becca-DU	Sr	13	326	25.1
29. Day, Allison-LUC	So	13	325	25.0
30. Hunter, Marie-INS	Jr	14	349	24.9



2019-20 Missouri Valley Conference
INDIVIDUAL BASKETBALL STATISTICS
Through games of Jan 07, 2020 (All games)



TEAM IDENTIFICATION	Team ID
Bradley	BRAD
Drake	DU
Evansville	UE
Illinois State	ILS
Indiana State	INS
Loyola Chicago	LUC
Missouri State	MSU
Northern Iowa	UNI
Southern Illinois	SIU
Valparaiso	VALPO

To be ranked, a player must appear in at least 75.0% of their team's games.

SCORING		CI	G	FG	3FG	FT	Pts	Avg/G	REBOUNDING		CI	G	Off	Def	Total	Avg/G
1.	Hittner,Becca-DU	Sr	1	8	3	18	37	37.0	1.	Feit,Abby-UE	Fr	2	3	19	22	11.0
2.	Petree, Lasha-BRAD	So	2	23	7	7	60	30.0	2.	Redmond, Juliunn-ILS	Jr	2	7	13	20	10.0
3.	Willard,Alexa-MSU	Sr	2	15	4	11	45	22.5	3.	O'Connor, Abby-LUC	Jr	2	2	16	18	9.0
4.	Wallen, Lexi-ILS	Sr	2	12	0	12	36	18.0	4.	Brockmeyer,Abby-SIU	Jr	2	11	6	17	8.5
	Finley,Kam-UNI	So	1	5	3	5	18	18.0	5.	Rhine,Sara-DU	Sr	1	1	7	8	8.0
6.	Maggett, TeTe-ILS	Sr	2	11	6	7	35	17.5	6.	Talbot, Megan-ILS	Sr	2	5	10	15	7.5
7.	O'Connor, Abby-LUC	Jr	2	11	2	9	33	16.5		Franklin,Jasmine-MSU	So	2	2	13	15	7.5
8.	Rhine,Sara-DU	Sr	1	8	0	0	16	16.0	8.	McChristine,Jamyra-INS	Jr	2	3	11	14	7.0
9.	Kroeger,Nicole-UNI	Jr	1	5	5	0	15	15.0		Brackmann, Chelsea-BRAD	Sr	2	1	13	14	7.0
10.	Calip,Brice-MSU	Jr	2	6	1	16	29	14.5		Cavey,Kristina-UNI	Jr	1	4	3	7	7.0
11.	Cavey,Kristina-UNI	Jr	1	5	2	2	14	14.0		Burich,Monica-DU	Sr	1	2	5	7	7.0
12.	Stoller, Addison-Valpo	Jr	2	7	2	10	26	13.0		Hittner,Becca-DU	Sr	1	0	7	7	7.0
	Hales, Grace-Valpo	Sr	2	9	7	1	26	13.0	13.	Day, Allison-LUC	So	2	3	10	13	6.5
	Silvey,Makenzie-SIU	Jr	2	10	3	3	26	13.0		Gonzales, Janae-LUC	So	2	0	13	13	6.5
15.	Crompton, Mary-ILS	Fr	2	8	5	4	25	12.5	15.	Martin,Nicole-SIU	Sr	2	2	10	12	6.0
	Haack, Gabi-BRAD	Jr	2	9	5	2	25	12.5		Wallen, Lexi-ILS	Sr	2	5	7	12	6.0
	White, Nyjah-BRAD	Jr	2	11	0	3	25	12.5	17.	Petree, Mahri-BRAD	Fr	2	3	8	11	5.5
18.	Feit,Abby-UE	Fr	2	9	3	3	24	12.0	18.	Stoller, Addison-Valpo	Jr	2	3	7	10	5.0
	Rucker,Karli-UNI	Jr	1	4	2	2	12	12.0		Roberts, Veronika-BRAD	Fr	2	3	7	10	5.0
20.	Redmond, Juliunn-ILS	Jr	2	8	2	5	23	11.5		Maggett, TeTe-ILS	Sr	2	1	9	10	5.0
	McChristine,Jamyra-INS	Jr	2	10	0	3	23	11.5		Bracy, Lola-UE		2	1	9	10	5.0
	Pitzer,Sommer-INS	Fr	2	9	4	1	23	11.5								
23.	Brockmeyer,Abby-SIU	Jr	2	6	1	9	22	11.0								
	Collier,Kierra-DU	So	1	5	1	0	11	11.0								
25.	Rice, Ellie-LUC	Jr	2	8	0	5	21	10.5								
26.	Gonzales, Janae-LUC	So	2	7	4	1	19	9.5								
	Bracy, Lola-UE		2	7	1	4	19	9.5								
	Franklin,Jasmine-MSU	So	2	7	0	5	19	9.5								
	Mayo,CeCe-INS	Jr	2	7	1	4	19	9.5								
30.	Elder,Jasmine-INS	Fr	2	7	4	0	18	9.0								
	Hunter,Marie-INS	Jr	2	7	2	2	18	9.0								
	Morrison, Caitlin-Valpo	Jr	2	5	4	4	18	9.0								
	Martin,Nicole-SIU	Sr	2	7	0	4	18	9.0								
	Rose,Brenni-DU	Sr	1	3	1	2	9	9.0								
	Burich,Monica-DU	Sr	1	4	1	0	9	9.0								

	FIELD GOAL PCT	Cl	G	FGM	FGA	Pct.
1.	Rhine,Sara-DU	Sr	1	8	8	1.000
2.	Hales, Grace-Valpo	Sr	2	9	12	.750
	Brackmann, Chelsea-BRAD	Sr	2	6	8	.750
4.	White, Nyjah-BRAD	Jr	2	11	17	.647
5.	Petree, Lasha-BRAD	So	2	23	37	.622
6.	Nolan, Kat-LUC	Jr	2	6	10	.600
	Rose,Brenni-DU	Sr	1	3	5	.600
	Gunnels,Bre-UNI	Jr	1	3	5	.600
	Wooldridge,Allie-DU	So	1	3	5	.600
10.	McChristine,Jamyra-INS	Jr	2	10	17	.588
11.	Franklin,Jasmine-MSU	So	2	7	12	.583
12.	Wallen, Lexi-ILS	Sr	2	12	21	.571
	Rucker,Karli-UNI	Jr	1	4	7	.571
14.	Haack, Gabi-BRAD	Jr	2	9	16	.563
15.	Willard,Alexa-MSU	Sr	2	15	27	.556

	ASSISTS	Cl	G	No.	Avg/G
1.	Collier, Kierra-DU	So	1	8	8.0
	Rucker, Karli-UNI	Jr	1	8	8.0
3.	Koenig, Tatum-BRAD	So	2	12	6.0
4.	Nelson, Kristen-SIU	Sr	2	10	5.0
	Calip, Brice-MSU	Jr	2	10	5.0
	Maggett, TeTe-ILS	Sr	2	10	5.0
	Negaard, Maggie-DU	So	1	5	5.0
8.	Wallace, Tiara-LUC	Sr	2	9	4.5
9.	Patrick, Brittney-SIU	Sr	2	8	4.0
	Weinman, Carie-Valpo	So	2	8	4.0
11.	Haack, Gabi-BRAD	Jr	2	7	3.5
	Saylor, Paige-ILS	Jr	2	7	3.5
13.	White, Nyjah-BRAD	Jr	2	6	3.0
	Brackmann, Chelsea-BRAD	Sr	2	6	3.0
	Wallace, Makayla-UE	So	2	6	3.0
	Frederick, Shay-Valpo	So	2	6	3.0
	Crompton, Mary-ILS	Fr	2	6	3.0
	Finley, Kam-UNI	So	1	3	3.0
	Rose, Brenni-DU	Sr	1	3	3.0
	Wooldridge, Allie-DU	So	1	3	3.0



2019-20 Missouri Valley Conference
INDIVIDUAL BASKETBALL STATISTICS
Through games of Jan 07, 2020 (Conference games only)



FREE THROW PCT		Cl	G	FTM	FTA	Pct.
1.	Hittner, Becca-DU	Sr	1	18	18	1.000
	Willard, Alexa-MSU	Sr	2	11	11	1.000
	O'Connor, Abby-LUC	Jr	2	9	9	1.000
	Patrick, Brittney-SIU	Sr	2	4	4	1.000
	Westerfeld, Hattie-INS	Fr	2	4	4	1.000
	Bracy, Lola-UE		2	4	4	1.000
	Morrison, Caitlin-Valpo	Jr	2	4	4	1.000
	Crompton, Mary-ILS	Fr	2	4	4	1.000
	Wolf, Cynthia-UNI	So	1	2	2	1.000
	Cavey, Kristina-UNI	Jr	1	2	2	1.000
	Monahan, Maddie-DU	Jr	1	2	2	1.000
12.	Petree, Lasha-BRAD	So	2	7	8	.875
13.	Stoller, Addison-Valpo	Jr	2	10	12	.833
	Redmond, Juliunn-ILS	Jr	2	5	6	.833
	Franklin, Jasmine-MSU	So	2	5	6	.833

STEALS		Cl	G	No.	Avg/G
1.	Hittner, Becca-DU	Sr	1	4	4.0
2.	Frederick, Shay-Valpo	So	2	6	3.0
	Calip, Brice-MSU	Jr	2	6	3.0
4.	Maggett, TeTe-ILS	Sr	2	5	2.5
	Bhinhar, Mya-MSU	So	2	5	2.5
	Wallace, Tiara-LUC	Sr	2	5	2.5
	Stoller, Addison-Valpo	Jr	2	5	2.5
8.	Brackmann, Chelsea-BRAD	Sr	2	4	2.0
	Patrick, Brittney-SIU	Sr	2	4	2.0
	Morrison, Caitlin-Valpo	Jr	2	4	2.0
	Nelson, Kristen-SIU	Sr	2	4	2.0
	Rhine, Sara-DU	Sr	1	2	2.0
13.	Franklin, Jasmine-MSU	So	2	3	1.5
	Silvey, Makenzie-SIU	Jr	2	3	1.5
	McChristine, Jamyra-INS	Jr	2	3	1.5
	Hales, Grace-Valpo	Sr	2	3	1.5
	Williams, Del'Janae-INS	Fr	2	3	1.5
	Rice, Ellie-LUC	Jr	2	3	1.5
	Petree, Mahri-BRAD	Fr	2	3	1.5
	Weinman, Carie-Valpo	So	2	3	1.5
	Martin, Nicole-SIU	Sr	2	3	1.5

3-POINT FG PCT		Cl	G	3FG	FGA	Pct.
1.	Wilson, Sydney-MSU	So	2	3	3	1.000
	Burich, Monica-DU	Sr	1	1	1	1.000
	Rose, Brenni-DU	Sr	1	1	1	1.000
4.	Hales, Grace-Valpo	Sr	2	7	9	.778
5.	Maggett, TeTe-ILS	Sr	2	6	9	.667
	Willard, Alexa-MSU	Sr	2	4	6	.667
	Elder, Jasmine-INS	Fr	2	4	6	.667
	Redmond, Juliunn-ILS	Jr	2	2	3	.667
	Frederick, Shay-Valpo	So	2	2	3	.667
10.	Kroeger, Nicole-UNI	Jr	1	5	10	.500
	Wilkins, Ryan-BRAD	Sr	2	3	6	.500
	Rucker, Karli-UNI	Jr	1	2	4	.500
	Stoller, Addison-Valpo	Jr	2	2	4	.500
	Negaard, Maggie-DU	So	1	1	2	.500
	Morgan, Cailyn-UNI	Fr	1	1	2	.500

3-POINT FG MADE		Cl	G	3FG	Avg/G
1.	Kroeger, Nicole-UNI	Jr	1	5	5.0
2.	Petree, Lasha-BRAD	So	2	7	3.5
	Hales, Grace-Valpo	Sr	2	7	3.5
4.	Maggett, TeTe-ILS	Sr	2	6	3.0
	Finley, Kam-UNI	So	1	3	3.0
	Hittner, Becca-DU	Sr	1	3	3.0
7.	Haack, Gabi-BRAD	Jr	2	5	2.5
	Crompton, Mary-ILS	Fr	2	5	2.5
9.	Willard, Alexa-MSU	Sr	2	4	2.0
	Pitzer, Sommer-INS	Fr	2	4	2.0
	Gonzales, Janae-LUC	So	2	4	2.0
	Morrison, Caitlin-Valpo	Jr	2	4	2.0
	Elder, Jasmine-INS	Fr	2	4	2.0
	Cavey, Kristina-UNI	Jr	1	2	2.0
	Rucker, Karli-UNI	Jr	1	2	2.0



2019-20 Missouri Valley Conference
INDIVIDUAL BASKETBALL STATISTICS
Through games of Jan 07, 2020 (Conference games only)



BLOCKED SHOTS	Cl	G	No.	Avg/G
1. Petree, Lasha-BRAD	So	2	7	3.5
2. Burich, Monica-DU	Sr	1	2	2.0
3. O'Connor, Abby-LUC	Jr	2	3	1.5
Nelson, Kristen-SIU	Sr	2	3	1.5
McChristine, Jamyra-INS	Jr	2	3	1.5
Martin, Nicole-SIU	Sr	2	3	1.5
7. Brockmeyer, Abby-SIU	Jr	2	2	1.0
Weinman, Carrie-Valpo	So	2	2	1.0
Bracy, Lola-UE		2	2	1.0
Haack, Gabi-BRAD	Jr	2	2	1.0
Gartner, Emily-MSU	Jr	2	2	1.0
White, Grace-Valpo	Jr	2	2	1.0
Keita, Awa-SIU	Jr	2	2	1.0
Feit, Abby-UE	Fr	2	2	1.0
White, Nyjah-BRAD	Jr	2	2	1.0
Franklin, Jasmine-MSU	So	2	2	1.0
Talbot, Megan-ILS	Sr	2	2	1.0
Brackmann, Chelsea-BRAD	Sr	2	2	1.0
Westerfeld, Hattie-INS	Fr	2	2	1.0
Ellenson, Ella-Valpo	Jr	2	2	1.0
Rhine, Sara-DU	Sr	1	1	1.0
Barney, Kiana-UNI	Fr	1	1	1.0
Finley, Kam-UNI	So	1	1	1.0
Wolf, Cynthia-UNI	So	1	1	1.0
Wooldridge, Allie-DU	So	1	1	1.0
Mertz, Mya-DU	Jr	1	1	1.0

ASSIST/TURNOVER RATIO	Cl	G	Ast.	T/O	Ratio
1. Wallace, Makayla-UE	So	2	6	0	999.0
Wooldridge, Allie-DU	So	1	3	0	999.0
3. Collier, Kierra-DU	So	1	8	1	8.0
4. Haack, Gabi-BRAD	Jr	2	7	1	7.0
5. Brackmann, Chelsea-BRAD	Sr	2	6	1	6.0
6. Rucker, Karli-UNI	Jr	1	8	2	4.0
7. Saylor, Paige-ILS	Jr	2	7	2	3.5
8. Maggett, TeTe-ILS	Sr	2	10	3	3.3
9. Weinman, Carrie-Valpo	So	2	8	3	2.7
10. Negaard, Maggie-DU	So	1	5	2	2.5
11. Koenig, Tatum-BRAD	So	2	12	5	2.4
12. Crompton, Mary-ILS	Fr	2	6	3	2.0
White, Nyjah-BRAD	Jr	2	6	3	2.0
14. Calip, Brice-MSU	Jr	2	10	6	1.7
15. Nelson, Kristen-SIU	Sr	2	10	7	1.4

OFFENSIVE REBOUNDS	Cl	G	No.	Avg/G
1. Brockmeyer, Abby-SIU	Jr	2	11	5.5
2. Cavey, Kristina-UNI	Jr	1	4	4.0
3. Redmond, Juliunn-ILS	Jr	2	7	3.5
4. Hipp, Abby-MSU	Jr	2	6	3.0
5. Wallen, Lexi-ILS	Sr	2	5	2.5
Talbot, Megan-ILS	Sr	2	5	2.5
7. Haack, Gabi-BRAD	Jr	2	4	2.0
Burich, Monica-DU	Sr	1	2	2.0
Collier, Kierra-DU	So	1	2	2.0
Wolf, Cynthia-UNI	So	1	2	2.0
11. Westerfeld, Hattie-INS	Fr	2	3	1.5
Petree, Mahri-BRAD	Fr	2	3	1.5
Hudson, Jossie-UE	Fr	2	3	1.5
Day, Allison-LUC	So	2	3	1.5
Willard, Alexa-MSU	Sr	2	3	1.5
Sims, McKenna-ILS	Fr	2	3	1.5
Stoller, Addison-Valpo	Jr	2	3	1.5
McChristine, Jamyra-INS	Jr	2	3	1.5
Roberts, Veronika-BRAD	Fr	2	3	1.5
Feit, Abby-UE	Fr	2	3	1.5

DEFENSIVE REBOUNDS	Cl	G	No.	Avg/G
1. Feit, Abby-UE	Fr	2	19	9.5
2. O'Connor, Abby-LUC	Jr	2	16	8.0
3. Hittner, Becca-DU	Sr	1	7	7.0
Rhine, Sara-DU	Sr	1	7	7.0
5. Franklin, Jasmine-MSU	So	2	13	6.5
Redmond, Juliunn-ILS	Jr	2	13	6.5
Brackmann, Chelsea-BRAD	Sr	2	13	6.5
Gonzales, Janae-LUC	So	2	13	6.5
9. McChristine, Jamyra-INS	Jr	2	11	5.5
10. Talbot, Megan-ILS	Sr	2	10	5.0
Martin, Nicole-SIU	Sr	2	10	5.0
Day, Allison-LUC	So	2	10	5.0
Burich, Monica-DU	Sr	1	5	5.0
14. Bracy, Lola-UE		2	9	4.5
Maggett, TeTe-ILS	Sr	2	9	4.5



2019-20 Missouri Valley Conference
INDIVIDUAL BASKETBALL STATISTICS
Through games of Jan 07, 2020 (Conference games only)



MINUTES PLAYED	Cl	G	No.	Avg/G
1. O'Connor, Abby-LUC	Jr	2	78	39.0
2. Rice, Ellie-LUC	Jr	2	72	36.0
3. Wallace, Tiara-LUC	Sr	2	71	35.5
4. Willard,Alexa-MSU	Sr	2	70	35.0
5. Feit,Abby-UE	Fr	2	68	34.0
6. Calip,Brice-MSU	Jr	2	67	33.5
Nelson,Kristen-SIU	Sr	2	67	33.5
Gonzales, Janae-LUC	So	2	67	33.5
9. Patrick,Brittney-SIU	Sr	2	66	33.0
10. Stoller, Addison-Valpo	Jr	2	65	32.5
11. Bracy, Lola-UE		2	63	31.5
Koenig, Tatum-BRAD	So	2	63	31.5
Pitzer,Sommer-INS	Fr	2	63	31.5
14. Silvey,Makenzie-SIU	Jr	2	62	31.0
Weinman, Carie-Valpo	So	2	62	31.0
16. Franklin,Jasmine-MSU	So	2	61	30.5
Petree, Lasha-BRAD	So	2	61	30.5
Hales, Grace-Valpo	Sr	2	61	30.5
19. Newman,Anna-UE	So	2	56	28.0
Frederick, Shay-Valpo	So	2	56	28.0
Rucker,Karli-UNI	Jr	1	28	28.0
22. Williams,Del'Janae-INS	Fr	2	54	27.0
23. Haack, Gabi-BRAD	Jr	2	53	26.5
Maggett, TeTe-ILS	Sr	2	53	26.5
Brockmeyer,Abby-SIU	Jr	2	53	26.5
26. Kroeger,Nicole-UNI	Jr	1	26	26.0
27. Crompton, Mary-ILS	Fr	2	50	25.0
Day, Allison-LUC	So	2	50	25.0
Hittner,Becca-DU	Sr	1	25	25.0
Rhine,Sara-DU	Sr	1	25	25.0



2019-20 Missouri Valley Conference
INDIVIDUAL BASKETBALL STATISTICS
Through games of Jan 07, 2020 (Conference games only)



TEAM IDENTIFICATION	Team ID
Bradley	BRAD
Drake	DU
Evansville	UE
Illinois State	ILS
Indiana State	INS
Loyola Chicago	LUC
Missouri State	MSU
Northern Iowa	UNI
Southern Illinois	SIU
Valparaiso	VALPO



2019-20 Missouri Valley Conference
Conference Individual Highs
Through games of Jan 07, 2020 (All games)



INDIVIDUAL PLAYER GAME HIGHS

Points	37		Hittner,Becca (Drake) vs Northern Iowa (01-03-20)
	36		Petree, Lasha (Bradley) vs Indiana State (01-05-20)
	33		Maggett, TeTe (Illinois State) vs Western Illinois (12-04-19)
	30		Willard,Alexa (Missouri State) vs Texas A&M-CC (11-08-19)
	30		Hittner,Becca (Drake) vs Maine (11-30-19)
Field goals made	30		Petree, Lasha (Bradley) vs North Dakota State (12-05-19)
	13		Feit,Abby (Evansville) vs Brescia (11-05-19)
	13		Petree, Lasha (Bradley) vs Indiana State (01-05-20)
	12		Willard,Alexa (Missouri State) vs Texas A&M-CC (11-08-19)
	12		Willard,Alexa (Missouri State) at Oklahoma (11-14-19)
Field goal attempts	12		Maggett, TeTe (Illinois State) vs Western Illinois (12-04-19)
	23		Feit,Abby (Evansville) vs Brescia (11-05-19)
	22		Maggett, TeTe (Illinois State) vs Truman State (11-05-19)
	22		Petree, Lasha (Bradley) vs George Mason (11-29-19)
	21		Willard,Alexa (Missouri State) at Oklahoma (11-14-19)
Field goal percentage	21		Silvey,Makenzie (Southern Illinois) vs Memphis (11-20-19)
	21		Maggett, TeTe (Illinois State) vs Western Illinois (12-04-19)
	21		Petree, Lasha (Bradley) vs North Dakota State (12-05-19)
	1.000	(8-8)	Rhine,Sara (Drake) vs Northern Iowa (01-03-20)
	.917	(11-12)	Franklin,Jasmine (Missouri State) vs Kansas City (12-01-19)
3-Pt FG made	.800	(8-10)	Koenig, Tatum (Bradley) vs Jackson State (12-10-19)
	.769	(10-13)	Rhine,Sara (Drake) vs Iowa State (11-10-19)
	.750	(9-12)	Hittner,Becca (Drake) vs Maine (11-30-19)
	9		Gonzales, Janae (Loyola Chicago) at Detroit Mercy (11-05-19)
	7		Gonzales, Janae (Loyola Chicago) at Eastern Illinois (11-13-19)
3-Pt FG attempts	6		Ruffridge,Elle (Missouri State) vs Texas A&M-CC (11-08-19)
	6		Silvey,Makenzie (Southern Illinois) at SIUE (11-08-19)
	6		Rucker,Karli (Northern Iowa) at Missouri (11-13-19)
	6		Weinman, Carie (Valparaiso) at Toledo (11-27-19)
	6		Petree, Lasha (Bradley) vs North Dakota State (12-05-19)
3-Pt percentage	15		Petree, Lasha (Bradley) vs George Mason (11-29-19)
	14		Petree, Lasha (Bradley) vs North Dakota State (12-05-19)
	13		Gonzales, Janae (Loyola Chicago) at Detroit Mercy (11-05-19)
	12		Haack, Gabi (Bradley) at Michigan (11-10-19)
	12		Gonzales, Janae (Loyola Chicago) at Eastern Illinois (11-13-19)
Free throws made	12		Griffin,A'Niah (Evansville) at SIUE (11-13-19)
	12		Williams,Del'Janae (Indiana State) at UIC (11-19-19)
	12		Haack, Gabi (Bradley) vs Jackson State (12-10-19)
	.692	(9-13)	Gonzales, Janae (Loyola Chicago) at Detroit Mercy (11-05-19)
	18		Hittner,Becca (Drake) vs Northern Iowa (01-03-20)
Free throw attempts	13		Frederick, Shay (Valparaiso) vs Bowling Green (11-24-19)
	11		Rice, Ellie (Loyola Chicago) at Portland (12-01-19)
	11		Calip,Brice (Missouri State) at Valparaiso (01-05-20)
	10		Cavey,Kristina (Northern Iowa) at Iowa State (12-22-19)
	10		Wallen, Lexi (Illinois State) vs Indiana State (01-03-20)
Free throw percentage	18		Hittner,Becca (Drake) vs Northern Iowa (01-03-20)
	15		Rice, Ellie (Loyola Chicago) at Portland (12-01-19)
	14		Frederick, Shay (Valparaiso) vs Bowling Green (11-24-19)
	14		Calip,Brice (Missouri State) at Valparaiso (01-05-20)
	13		Feit,Abby (Evansville) vs Murray State (12-03-19)
	13		Wallen, Lexi (Illinois State) vs Indiana State (01-03-20)
	1.000	(18-18)	Hittner,Becca (Drake) vs Northern Iowa (01-03-20)
	1.000	(10-10)	Cavey,Kristina (Northern Iowa) at Iowa State (12-22-19)
	1.000	(8-8)	Bhinhar,Mya (Missouri State) at Oklahoma (11-14-19)
	1.000	(8-8)	Hittner,Becca (Drake) vs Western Illinois (11-24-19)

	.929	(13-14)	Frederick, Shay (Valparaiso) vs Bowling Green (11-24-19)
Rebounds	18		Feit, Abby (Evansville) vs Brescia (11-05-19)
	18		Brackmann, Chelsea (Bradley) vs Miami (OH) (11-23-19)
	14		O'Connor, Abby (Loyola Chicago) at Detroit Mercy (11-05-19)
	14		McChristine, Jamyra (Indiana State) at Murray State (12-07-19)
	14		Feit, Abby (Evansville) at Illinois State (01-05-20)
Assists	10		Rose, Brenni (Drake) at South Dakota (11-13-19)
	10		Verano, Violeta (Bradley) vs Eureka (11-16-19)
	9		Rose, Brenni (Drake) vs South Dakota St. (11-08-19)
	9		Maggett, TeTe (Illinois State) vs UT-Martin (11-30-19)
	9		Wallace, Tiara (Loyola Chicago) vs DePaul (12-20-19)
Steals	7		Williams, Del'Janae (Indiana State) at UIC (11-19-19)
	7		Wallace, Makayla (Evansville) vs Murray State (12-03-19)
	5		Calip, Brice (Missouri State) at Minnesota (11-05-19)
	5		Fuller, Hannah (Drake) vs Waldorf (12-05-19)
	5		Pitts, Ilysse (Valparaiso) vs UIC (12-15-19)
	5		Patrick, Brittney (Southern Illinois) at Northern Illinois (12-20-19)
	5		Frederick, Shay (Valparaiso) vs Missouri State (01-05-20)
Blocked shots	6		Echi, LeAndra (Indiana State) at UIC (11-19-19)
	6		Mertz, Mya (Drake) vs Waldorf (12-05-19)
	6		Morrison, Caitlin (Valparaiso) vs Chicago State (12-28-19)
	4		Franklin, Jasmine (Missouri State) vs Santa Clara (11-22-19)
	4		Feit, Abby (Evansville) vs Murray State (12-03-19)
	4		Franklin, Jasmine (Missouri State) vs Wichita State (12-04-19)
	4		Petree, Lasha (Bradley) vs Evansville (01-03-20)
Turnovers	8		Petree, Lasha (Bradley) vs Eureka (11-16-19)
	8		Maggett, TeTe (Illinois State) at Illinois (11-16-19)
	8		Bhinhar, Mya (Missouri State) at Gonzaga (12-20-19)
	8		Bracy, Lola (Evansville) at Bradley (01-03-20)
	7		Maggett, TeTe (Illinois State) at Marquette (11-10-19)
	7		Newman, Anna (Evansville) at SIUE (11-13-19)
	7		Maggett, TeTe (Illinois State) vs Northern Illinois (11-20-19)
	7		Wallace, Tiara (Loyola Chicago) at Kansas City (11-22-19)
	7		Petree, Lasha (Bradley) vs Miami (OH) (11-23-19)
	7		Echi, LeAndra (Indiana State) vs CSUN (11-30-19)
	7		Lola Bracy (Evansville) vs Chicago State (12-18-19)
	7		Martin, Nicole (Southern Illinois) vs Western Illinois (12-19-19)
	7		White, Nyjah (Bradley) vs Liberty (12-20-19)
	7		Wallace, Tiara (Loyola Chicago) vs Southern Illinois (01-05-20)