



# MVC BASEBALL TOURNAMENT

## WEEKLY RELEASE NO. 14: MAY 20, 2019

**MVC Baseball Contact:** Ryan Davis, Assistant Commissioner for Communications  
**Office:** 314.444.4316 • **Cell:** 314.285.5675 • **Email:** davis@mvc.org  
 1818 Chouteau Ave. • St. Louis, MO 63103 • **Fax:** 314.444.4346  
[www.mvc-sports.com](http://www.mvc-sports.com)



	MISSOURI VALLEY				OVERALL			
	W	L	Pct.	GB	W	L	Pct.	Strk.
#22 DBU	14	7	.667	---	38	16	.704	W2
Illinois State	14	7	.667	---	32	22	.593	W1
Indiana State	13	8	.619	1	36	15	.706	W2
Evansville	11	10	.524	3	24	27	.471	L1
Bradley	11	10	.524	3	31	18	.633	L2
Missouri State	10	11	.476	4	19	34	.358	W3
Valparaiso	6	15	.286	8	14	35	.286	L3
Southern Illinois	5	16	.238	9	24	27	.471	L2

•• Non-Conference: 134-110 • Home: 62-24 • Away: 58-81 • Neutral: 14-5 • Top-25: 5-15 ••

### Recent Results/ Upcoming Schedule

**Tuesday, May 14**

Chicago State at Valparaiso..... W, 4-3  
 Saint Louis at Southern Illinois..... W, 19-8  
 Evansville at Belmont..... L, 6-4

**Thursday, May 16**

Evansville at Illinois State..... ILS, 11-2\*  
 Bradley at Indiana State..... BRAD, 9-5\*  
 #23 DBU at Southern Illinois..... SIU, 3-2\*  
 Valparaiso at Missouri State..... MSU, 5-4\*

**Friday, May 17**

Evansville at Illinois State..... UE, 11-8\*  
 Bradley at Indiana State..... INS, 12-8\*  
 #23 DBU at Southern Illinois..... DBU, 11-6\*  
 Valparaiso at Missouri State..... MSU, 11-4\*

**Saturday, May 18**

Evansville at Illinois State..... ILS, 11-4\*  
 Bradley at Indiana State..... INS, 10-2\*  
 #23 DBU at Southern Illinois..... DBU, 12-1\*  
 Valparaiso at Missouri State..... MSU, 8-6\*

### Missouri Valley Conference Baseball Championship

**Illinois State University, host**  
*All Games Shown on ESPN+*

**Tuesday, May 21**

Game 1: No. 6 Missouri State vs. No. 7 Valparaiso..... 2 PM  
 Game 2: No. 5 Bradley vs. No. 8 Southern Illinois..... 7 PM

**Wednesday, May 22**

Game 3: No. 1 DBU vs. Winner Game 1..... 11 AM  
 Game 4: No. 2 Illinois State vs. Winner Game 2..... 3 PM  
 Game 5: No. 3 Indiana State vs. No. 4 Evansville..... 7 PM

**Thursday, May 23**

Game 6: Loser Game 3 vs. Loser Game 4..... 11 AM  
 Game 7: Winner Game 3 vs. Loser Game 5..... 3 PM  
 Game 8: Winner Game 4 vs. Winner Game 5..... 7 PM

**Friday, May 24**

Game 9: TBD..... 11 AM  
 Game 10: TBD..... 3 PM  
 Game 11: TBD..... 7 PM

**Saturday, May 25**

Game 12: MVC Championship Game..... 2 PM  
 Game 13: MVC Championship Game (If Necessary)..... 7 PM  
 \*If Necessary Games

**ALL TIMES CENTRAL (Subject to change)**  
 \* MVC Contest



### Missouri Valley Conference Player of the Week

**Nick Zouras, Sr., C, Illinois State**  
 Illinois State's Nick Zouras led the Redbirds this week offensively as he slashed .538/.538/.769 going 7-for-13 at the plate with three doubles, six RBI, and four runs. Zouras was a perfect 4-for-4 in the series opener against Evansville with two RBI and two runs scored in the win. The Prospect Heights, Illinois, native went 1-for-4 with a RBI and two runs scored on Saturday. He finished on senior day going 2-for-5 with three RBI including the go-ahead RBI in the fifth inning, and then a two-run double in the seventh to secure the series victory over the Aces.

**Other Notable Performances:** Luke Shadid (BRAD); Bryce Ball (DBU); Troy Beilsmith (UE); Luke Fegen (INS); Jack Duffy (MSU); JT Weber (SIU)



### Missouri Valley Conference Pitcher of the Week

**Tyler Whitbread, Sr., RHP, Indiana State**  
 Indiana State's Tyler Whitbread improved to 7-2 on the season following a series clinching eight-inning outing against Bradley Saturday. Whitbread allowed just four base hits to the high-powered Braves lineup, holding Bradley out of the hit column until the sixth inning. Whitbread fanned eight Braves and issued just two walks while retiring Bradley in order in five different innings.

**Other Notable Performances:** Jordan Martinson (DBU); Justin Hayden (UE); Jeff Lindgren (ILS); Davis Schwab (MSU); Justin Yeager (SIU)

# 2019 MVC Baseball Championship

## Duffy Bass Field · Illinois State University · May 21-25

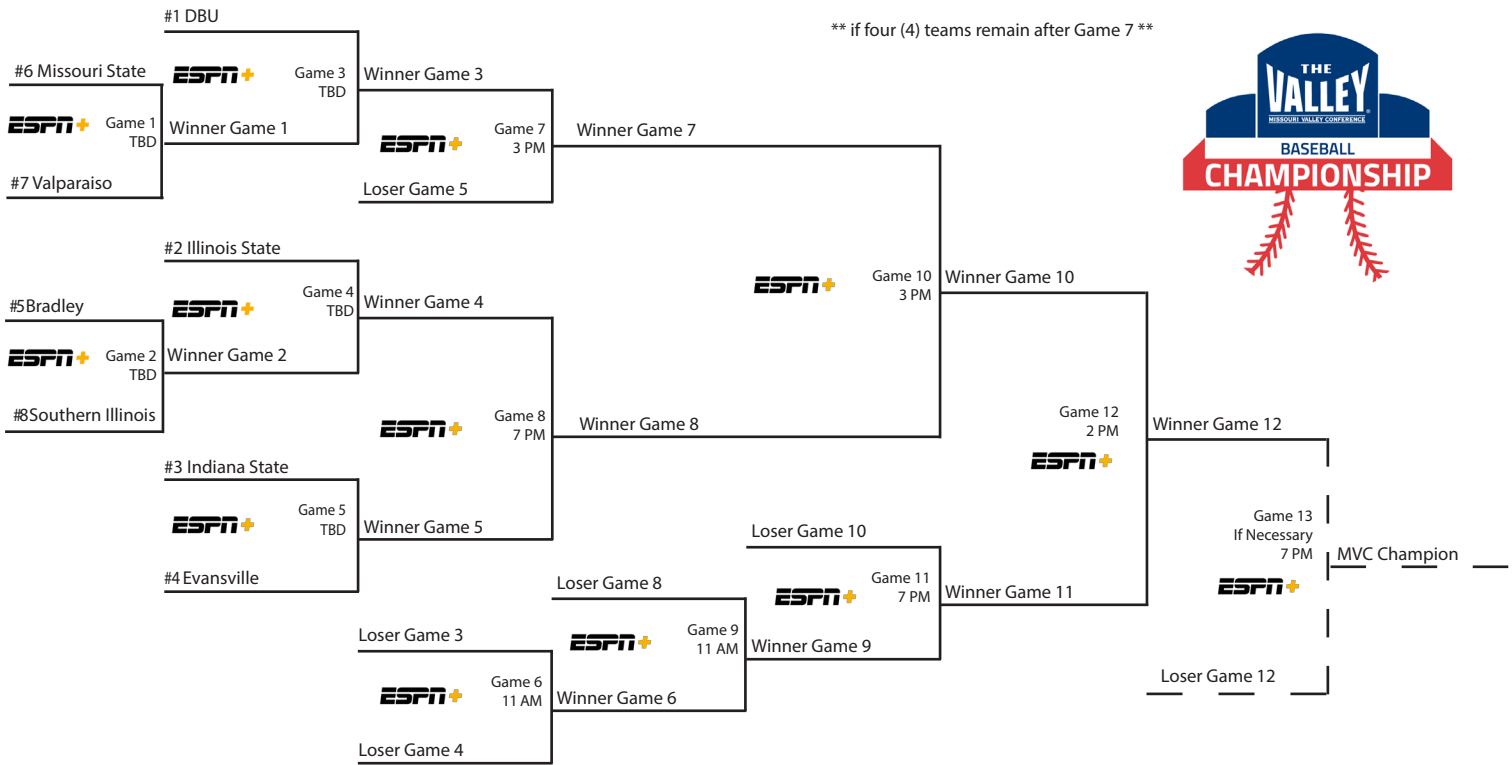
Day One  
Tues., May 21  
Games 1, 2  
Single Elimination

Day Two  
Wed., May 22  
Games 3, 4, 5

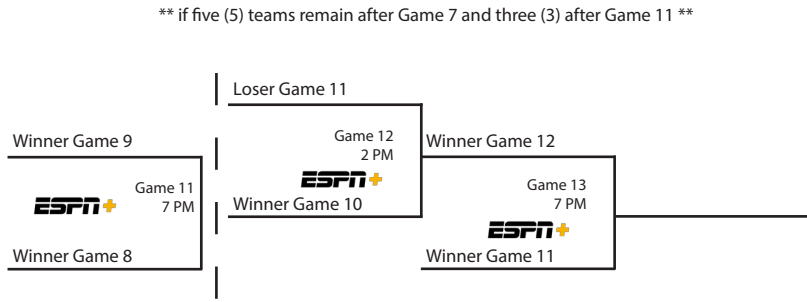
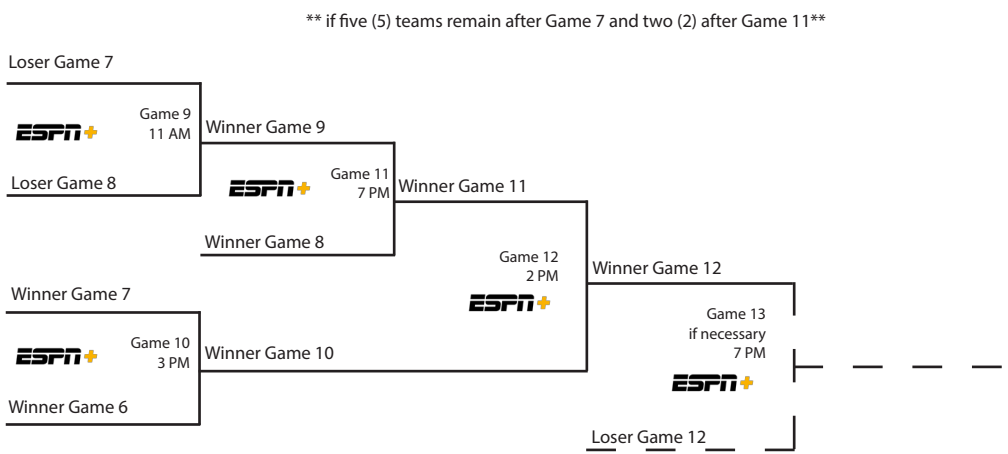
Day Three  
Thu., May 23  
Games 6, 7, 8

Day Four  
Fri., May 24  
Games 9, 10, 11

Day Five  
Sat., May 25  
Games 12, 13



Championship Schedule	
Tuesday, May 21 (Single Elimination)	Game 1 - 2 PM Game 2 - 7 PM
Wednesday, May 22	Game 3 - 11 AM Game 4 - 3 PM Game 5 - 7 PM
Thursday, May 23	Game 6 - 11 AM Game 7 - 3 PM Game 8 - 7 PM
Friday, May 24	Game 9 - 11 AM Game 10 - 3 PM Game 11 - 7 PM
Saturday, May 25	Game 12 - 2 PM Game 13 (If Necessary) 7 PM All Times CT



## Tournament Set

DBU (14-7 MVC) earned the top seed at the Missouri Valley Conference Baseball Tournament, as the Patriots claimed a share of their second regular-season title in program history.

Host Illinois State will be the No. 2 seed after sharing the title with DBU at 14-7, claiming the program's third league crown.

Indiana State claimed the No. 3 seed with a 13-8 MVC record, while Evansville finished as the No. 4 seed at 11-10. Bradley also went 11-10 in MVC action, claiming the No. 5 seed.

Missouri State earned the No. 6 seed at 10-11, while Valparaiso finished as the No. 7 seed with a 6-15 conference record.

Southern Illinois (5-16 MVC) will be the No. 8 seed in this week's MVC Tournament.

## Redbirds Set to Host

Illinois State University will serve as host for the 2019 Missouri Valley Conference Baseball Championship for the second time in school history, from May 21-25. The 2019 event will take place at Duffy Bass Field, which serves as the home field for the Redbirds.

## Repeat?

Missouri State will look for a second-straight title at the 2019 MVC Baseball Championship. Current league teams have won back-to-back titles four times in league history, - Southern Illinois (77-78); Indiana State (83-84); Missouri State (96-97); and DBU (16-17). The last school to win three-straight MVC Tourney titles was Wichita State, who claimed four-straight crowns from 2002-2005.

## Tournament Top Dog

Indiana State boasts 69 MVC Tournament wins, the most in the league, while DBU holds the league's top winning percentage (.783) in tournament play.

Team	Tournament Record	Tournament Winning %
Bradley	53-76	.411
DBU	18-5	.783
Evansville	26-39	.400
Illinois State	28-45	.384
Indiana State	69-61	.531
Missouri State	55-47	.539
Southern Illinois	56-65	.463
Valparaiso	1-2	.333

## Host Team Success

Dating back to 1981, host institutions have been the tournament champion 14 times in 38 years, most recently in 2011 (Creighton), while they have been the tournament runner-up an additional eight times. Wichita State and Creighton are the only tournament hosts to have ever won on their home fields.

## Past Tournament Champions

Year	Champion	Coach	Runner-Up
1947	Oklahoma A&M	Toby Greene	Saint Louis
1948	Oklahoma A&M	Toby Greene	Tulsa
1949	Oklahoma A&M	Toby Greene	Bradley
1950	Bradley	Leo Schrall	Oklahoma A&M
1951	Houston	Lovette Hill	Bradley
1952	Saint Louis	-	Houston
1953	Houston	Lovette Hill	Oklahoma A&M, Tulsa
1954	Oklahoma A&M	Toby Greene	Saint Louis
1955	Oklahoma A&M	Toby Greene	Saint Louis
1956	Bradley	Leo Schrall	Oklahoma A&M
1957	Bradley	Leo Schrall	Oklahoma A&M
1958	Cincinnati	Ed Jucker	Houston
1959	Bradley	Leo Schrall	Houston
1960	Houston	Lovette Hill	Cincinnati
1961	Cincinnati	Glenn Sample	Tulsa
1962	Bradley	Leo Schrall	Saint Louis
1961	Saint Louis	Roy Lee	Bradley
1964	Saint Louis	Roy Lee	Louisville
1965	Saint Louis	Roy Lee	Cincinnati
1966	Saint Louis	Roy Lee	Wichita State
1967	Cincinnati	Glenn Sample	Saint Louis
1968	Bradley	Leo Schrall	Tulsa
1969	Tulsa	Gene Shell	Cincinnati
1970	Tulsa	Gene Shell	Cincinnati
1971	Tulsa	Gene Shell	Bradley
1972	Tulsa	Gene Shell	Bradley
1973	Tulsa	Gene Shell	Memphis State
1974	Tulsa	Gene Shell	Drake
1975	Tulsa	Gene Shell	Southern Illinois
1976	Southern Illinois*	Richard Jones	Tulsa
1977	Southern Illinois	Richard Jones	Bradley
1978	Southern Illinois	Richard Jones	Wichita State
1979	Indiana State	Bob Warn	Tulsa
1980	Wichita State	Gene Stephenson	Southern Illinois
1981	Southern Illinois	Richard Jones	Wichita State
1982	Wichita State	Gene Stephenson	Southern Illinois
1983	Indiana State	Bob Warn	Southern Illinois
1984	Indiana State	Bob Warn	Wichita State
1985	Wichita State	Gene Stephenson	Indiana State
1986	Indiana State	Bob Warn	Southern Illinois
1987	Wichita State	Gene Stephenson	Indiana State
1988	Wichita State**	Gene Stephenson	Creighton
1989	Indiana State	Bob Warn	Wichita State
1990	Southern Illinois	Richard Jones	Creighton
1991	Wichita State	Gene Stephenson	Creighton
1992	Wichita State	Gene Stephenson	Creighton
1993	Wichita State	Gene Stephenson	Indiana State
1994	Illinois State	Jeff Stewart	Bradley
1995	Indiana State	Bob Warn	Missouri State
1996	Missouri State	Keith Guttin	Bradley
1997	Missouri State	Keith Guttin	Wichita State
1998	Wichita State	Gene Stephenson	Evansville
1999	Wichita State	Gene Stephenson	Creighton
2000	Wichita State	Gene Stephenson	Evansville
2001	UNI	Rick Heller	Indiana State
2002	Wichita State	Gene Stephenson	Missouri State
2003	Wichita State	Gene Stephenson	Southern Illinois
2004	Wichita State	Gene Stephenson	Southern Illinois
2005	Wichita State	Gene Stephenson	Creighton
2006	Evansville	Dave Schrage	Missouri State
2007	Creighton	Ed Servais	Wichita State
2008	Wichita State	Gene Stephenson	Missouri State
2009	Wichita State	Gene Stephenson	Creighton
2010	Illinois State	Mark Kingston	Wichita State
2011	Creighton	Ed Servais	Wichita State
2012	Creighton	Ed Servais	Southern Illinois
2013	Wichita State	Gene Stephenson	Illinois State
2014	DBU	Dan Heefner	Illinois State
2015	Missouri State	Keith Guttin	Bradley
2016	DBU	Dan Heefner	Missouri State
2017	DBU	Dan Heefner	Illinois State
2018	Missouri State	Keith Guttin	DBU

\*Wichita State wins/losses later vacated by NCAA; MVC Tournament championship later revoked

\*\*No tournament. Southern Illinois was regular-season champion.

\*\*Declared champion, due to weather cancellation of tourney.

## Tournament Titles

Team	Titles
Wichita State	17*
Tulsa	7
Bradley	6
Indiana State	6
Southern Illinois	5
Saint Louis	5
Oklahoma A&M	5
Missouri State	4
DBU	3
Cincinnati	3
Creighton	3
Houston	3
Illinois State	2
Evansville	1
UNI	1

### Tied for Championship Titles

Oklahoma A&M	1
Saint Louis	1

\*2013 Wichita State wins/losses later vacated by NCAA; MVC Tournament championship later revoked

## Top Two Seeds Dominate

If history is any indication, being the No. 1 seed has its benefits as more MVC Tournament champions (18) have come from the top spot than any other seed dating back to 1981. The No. 2 seed has claimed 11 tournament titles, while no other seed has won more than four championships.

Seed	Tournament Championships
No. 1	18
No. 2	11
No. 3	4
No. 4	1
No. 5	2
No. 6	1
No. 8	1

## Regular Season Champs

DBU's 12-1 win over Southern Illinois Saturday clinched its first regular-season Missouri Valley Conference title since 2016 and second in program history. DBU has finished no worse than tied for second in the MVC since joining the league in 2014.

An 11-4 win in the regular season finale over Evansville gave Illinois State a share of the 2019 Missouri Valley Conference regular season title at 14-7 in league play. The Redbirds also won an MVC crown in 2013 and shared the title with Wichita State in 2010.

DBU and Illinois State finished with the same conference record, meaning the regular season conference title will be shared. However, DBU enters the MVC Tournament as the No. 1 seed by virtue of the head-to-head tiebreaker.

## Tight Races

Since the start of the 21-game conference schedule in 2010 (three-game series), the top two places in the regular-season standings have been separated by one game or less five times.

- 2010 - Wichita St. & Illinois St. 15-6
- 2011 - Creighton 15-6 & Wichita St. 14-7
- 2012 - Indiana St. 14-7 & Missouri St. 13-7
- 2014 - Evansville 15-6 & DBU/Indiana St. 14-7
- 2019 - DBU/Illinois St. 14-7 & Indiana St. 13-8

## 15 is the Magic Number

Before this season, on only one occasion has a team won the MVC regular season with less than 15 league wins since 2010, the first year of a 21-game conference schedule.

In the last 10 seasons, Indiana State with a 14-7 record in 2012 and this year with DBU and Illinois State sharing the league crown at 14-7 has it occurred.

## Polling

DBU remains in the national rankings heading into this weekend's MVC tournament. The Patriots appear No. 24 in the D1baseball.com Top 25 and moved up to No. 22 in this week's Baseball America Top 25 poll.

The Patriots also appeared at No. 27 in last week's Collegiate Baseball and NCBWA Top 30 polls.

## Valley RPI Ranks No. 6

According to the latest RPI update from WarrenNolan.com (May 20), the Missouri Valley Conference ranks No. 6 amongst 31 leagues. Four of the Power-Five conferences (SEC, Big 12, ACC, Pac-12) hold four of the top five positions, while the American sits fifth just ahead of The Valley.

The last time the MVC finished a season rated 6th in conference RPI was in 2015 when the league sent Bradley, DBU and Missouri State to the NCAA Tournament.

## Power Company

The Valley has three teams ranking in the Top 35 of the RPI, joining only the Power Five leagues in the club. The SEC leads the nation with 11 teams in the RPI top 35, while the ACC (5), Big 12 (4), Pac-12 (5), MVC (3) and Big Ten (3) round out the elite club.

## Academic All-District

Three Missouri Valley Conference baseball players have been named to the 2019 Google Cloud CoSIDA Academic All-District First Team, including Bradley's Luke Shadid, Indiana State's Max Wright and Valpo's Blake Billinger. With three selections to the first team, all three Valley student-athletes are now eligible for the inclusion on the Google Cloud Academic All-America® team selected by CoSIDA.

## Five in RPI's Top-100

Five league teams continue to rank in the top-100 of the RPI, led by DBU (No. 24), Illinois State (No. 29), Indiana State (No. 32), Evansville (No. 86) and Bradley (No. 93).

## Wins Over Power Five

During the regular season, the MVC earned 27 wins over members of Power Five conferences (27-42 record). The Valley went 1-0 vs. the Pac-12, 2-1 vs. the ACC, 17-22 vs. the Big Ten, 5-9 vs. the Big 12 and 2-10 vs. the SEC.

Seven of the eight MVC teams have earned wins against the Power Five. Indiana State leads the league with eight Power Five wins, including an 8-4 mark vs. the Big Ten. DBU has seven Power Five wins, while Evansville has four. Illinois State has three, while Missouri State and Bradley each have a pair. Southern Illinois has one win.

## Top 25 Wins

The Valley earned five Top 25 wins this season. Indiana State had a pair of Top 25 wins on the season. The Sycamores beat #25 Michigan on April 9 and #25 Illinois on March 26. DBU also had a pair, beating #19 TCU on April 9 and #20 Texas A&M on March 12. Illinois State had the league's fifth Top 25 win, beating #1 Vanderbilt on March 10.

## Top 50 RPI Wins

Six league teams have won four or more games against teams currently ranked in the Top 50 of the RPI. DBU sits 9-7 against the Top 50, while Evansville (6-11) has six wins. Missouri State has five Top 50 wins, while Indiana State (4-8), Illinois State (4-12) and Bradley (4-7) each have four wins.

## Against the Field

The MVC holds a winning record against 14 leagues in non-conference play (ACC, A10, Atlantic Sun, Colonial, Conference USA, Ivy, Metro Atlantic, Mid-American, Ohio Valley, Pac-12, Southern, Southland, Summit and WAC), and a .500 record against another two leagues (Horizon and Mountain West).

## .700 Club

Entering the MVC tournament, DBU and Indiana State each have a winning percentage at or above .700. Since the 1981 season, 35 MVC teams have posted a .700 winning percentage or better. Only four times has one failed to make the NCAA Tournament.

Year	Team	Win%
1985	Indiana State	.722
1986	Wichita State	.714
1993	Bradley	.714
2008	Missouri State	.702

## Close Calls

The MVC has a 30-23 non-conference record in one run contests this season, including a 9-8 mark in extra inning contests. The MVC sits 15-18 in two run games. The conference holds a 45-41 record in games decided by two runs or fewer.

## Projected NCAA Field

Baseball America continues to have three MVC teams in the projected NCAA field of 64 as of May 15. The publication has DBU as the No. 2 seed in the Oklahoma State Regional, Indiana State as a No. 2 seed in the UCLA Regional and Illinois State as the No. 3 seed in the North Carolina Regional.

## Strong Arms

Bradley boasts the nation's 8th-best team ERA at 3.33. Indiana State's staff is also enjoying a great season, sitting 22nd nationally in team ERA (3.57).

Indiana State ranks 11th nationally with a 1.22 WHIP, while Bradley sits 19th (1.26 WHIP). Bradley sits 5th nationally in hits allowed per nine innings (7.17), while the Sycamores sit 28th (7.80).

## Multi-Bid League

Since the 1981 season (38 seasons), the MVC has placed multiple teams into the NCAA Tournament 25 times (66%). On seven occasions (1985, 1990, 1995, 1999, 2000, 2012, 2015) the MVC has put three teams into the NCAA field.

Year	Non-Conf.	+/-	Post-Season Teams
1987	186-67 (.734)	+119	2 NCAA (INS, WSU)
1985	196-80 (.708)	+116	3 NCAA (CU, SIU, WSU)
1990	180-76 (.703)	+104	3 NCAA (WSU)
1983	187-89 (.776)	+98	2 NCAA (INS, WSU)
1988	165-77 (.679)	+88	1 NCAA (WSU)
1986	168-84 (.663)	+84	2 NCAA (INS, SIU)
1991	195-101 (.658)	+94	2 NCAA (CU, WSU)
1998	154-82 (.651)	+72	1 NCAA (WSU)
1999	163-88 (.649)	+75	3 NCAA (CU, MSU, WSU)
1989	182-99 (.647)	+83	2 NCAA (INS, WSU)
1982	201-110 (.646)	+91	1 NCAA (WSU)
1995	157-86 (.645)	+71	3 NCAA (INS, MSU, WSU)
2005	199-112 (.640)	+87	2 NCAA (CU, WSU)
1984	141-81 (.634)	+60	1 NCAA (INS)
2012	172-102-1 (.627)	+70	3 NCAA (CU, INS, MSU)
1992	182-110 (.622)	+72	2 NCAA (CU, WSU)
1981	190-117 (.619)	+73	2 NCAA (SIU, WSU)
2007	183-116 (.612)	+67	2 NCAA (CU, WSU)
2014	146-96 (.603)	+50	2 NCAA (DBU, INS)
2011	156-104 (.600)	+52	1 NCAA (CU)
2015	148-100 (.597)	+48	3 NCAA (MSU, DBU, BU)
1993	177-121 (.594)	+56	1 NCAA (WSU)
1996	141-105 (.573)	+36	2 NCAA (MSU, WSU)
2002	134-100 (.572)	+34	2 NCAA (MSU, WSU)
2006	173-130 (.571)	+43	2 NCAA (UE, WSU)
1997	148-111 (.571)	+37	2 NCAA (MSU, WSU)
2016	145-110-1 (.569)	+35	1 NCAA (DBU)
2000	137-105 (.566)	+32	3 NCAA (CU, UE, WSU)
1994	166-128 (.565)	+38	2 NCAA (ILS, WSU)
2008	161-126 (.561)	+31	1 NCAA (WSU)
<b>2019</b>	<b>134-110 (.549)</b>	<b>+24</b>	<b>??</b>
2010	153-126 (.548)	+27	1 NCAA (ILS)
2013	135-115 (.540)	+20	1 NCAA (WSU)
2009	145-125 (.537)	+20	1 NCAA (WSU)
2001	130-111 (.539)	+19	1 NCAA (UNI)
2003	134-115 (.538)	+19	2 NCAA (MSU, WSU)
2018	125-112 (.527)	+13	2 NCAA (MSU, DBU)
2004	124-118 (.512)	+6	1 NCAA (WSU)
2017	119-134 (.470)	-15	2 NCAA (MSU, DBU)

## Stopper of the Year

Illinois State's Jacob Gilmore listed among 45 student-athletes on the midseason NCBWA Stopper of the Year Award watch list, given to the top relief pitcher. Gilmore has 10 saves and a 3.32 ERA in 16 appearances this season, notching 30 strikeouts in 21.2 innings of work.

## Johnson Named National Pitcher of the Year Semifinalist

DBU senior pitcher MD Johnson was named a semifinalist for the 2019 National Pitcher of the Year, presented by the College Baseball Foundation. The award, given to the top pitcher in collegiate baseball, will be presented later this summer by the CBF. Johnson is one of 15 semifinalists up for the award.

## MVC Super Regional History

The Missouri Valley Conference has made five appearances in the NCAA Super Regionals since the format was adopted in 1999. 2017 marked Missouri State's third appearance in the Supers, while former member Wichita State boasts the Valley's other two appearances.

Year	School	Opponent	Result
2003	Missouri State	Ohio St.	W, 2-0
2007	Wichita State	UC Irvine	L, 0-2
2008	Wichita State	Florida St.	L, 1-2
2015	Missouri State	Arkansas	L, 1-2
2017	Missouri State	TCU	L, 0-2

## MVC In College World Series

MVC programs have made a total of 19 appearances in the College World Series. Current members account for five of those appearances. Missouri State made the league's last appearance in 2003, falling to Rice and Miami (FL) in Omaha. The current CWS appearance drought for the Valley is the longest in the league's history since the event was first held in 1947.

Year	Team	Rec. in CWS
2003	Missouri State	0-2
1996	Wichita State	0-2
1993	Wichita State	3-1 (Runner Up)
1992	Wichita State	0-2
1991	Wichita State	3-1 (Runner Up)
	Creighton	2-2
1989	Wichita State	5-1(National Champs)
1988	Wichita State	2-2
1986	Indiana State	0-2
1982	Wichita State	3-2 (Runner Up)
1977	Southern Illinois	3-2
1971	Tulsa	3-2
1969	Tulsa	3-2 (Runner Up)
1965	Saint Louis	2-2
1956	Bradley	2-2
1955	Oklahoma A&M	3-2
1954	Oklahoma A&M	2-2
1953	Houston	0-2
1950	Bradley	0-2

## MLB Opening Day Rosters

There are 10 former Valley players opening the 2019 MLB season on a 40-man roster. Below are the 10 alums:

School	Player	MLB Team
Bradley	Mike Tauchman	Yankees
DBU	Ben Zobrist	Cubs
Evansville	Kyle Freeland	Rockies
	Eric Stamets	Indians
Illinois State	Paul DeJong	Cardinals
	Brock Stewart	Dodgers
Indiana St.	Sean Manaea	A's
Missouri St.	Luke Voit	Yankees
	Matt Hall	Tigers
S. Illinois	Sam Coonrod	Giants

## MVC Finds Success in MLB Draft

A total of 17 MVC student-athletes had their names called during the 2018 Major League Baseball Player Draft. DBU's Jameson Hannah was the top pick for the league with the 50th overall pick by the Oakland Athletics.

DBU had seven players drafted while Missouri State had three players selected. Bradley and Southern Illinois each had two players chosen, while Illinois State, Indiana State and Valparaiso each had one draftee.

Year	MVC Players Drafted
2018	17
2017	24
2016	17
2015	22
2014	23
2013	15
2012	13
2011	18
2010	15
2009	18
2008	23
2007	27
2006	17

## Working Overtime

Below is a look at how MVC teams have performed in extra-inning games in 2019:

### Overall

Bradley .....	3-2
DBU .....	1-0
Evansville .....	1-1
Illinois State .....	2-1
Indiana State .....	2-3
Missouri State.....	3-3
Southern Illinois.....	1-2
Valparaiso .....	1-1

### MVC Games

Bradley .....	0-0
DBU .....	0-0
Evansville .....	1-0
Illinois State .....	0-0
Indiana State .....	0-2
Missouri State.....	3-1
Southern Illinois.....	0-2
Valparaiso .....	1-0

## Singles

Below is a look at how MVC teams have performed in one-run games in 2019:

### Overall

Bradley .....	8-5
DBU .....	6-5
Evansville .....	4-6
Illinois State .....	8-2
Indiana State .....	7-6
Missouri State.....	5-6
Southern Illinois.....	9-6
Valparaiso .....	3-7

### MVC Games

Bradley .....	4-3
DBU .....	2-4
Evansville .....	3-2
Illinois State .....	4-0
Indiana State .....	0-3
Missouri State.....	5-4
Southern Illinois.....	1-2
Valparaiso .....	1-2

## Doubles

Below is a look at how MVC teams have performed in two-run games in 2019:

### Overall

Bradley .....	2-5
DBU .....	2-4
Evansville .....	5-6
Illinois State .....	2-3
Indiana State .....	5-1
Missouri State.....	2-5
Southern Illinois.....	4-0
Valparaiso .....	3-4

### MVC Games

Bradley .....	0-2
DBU .....	0-0
Evansville .....	3-2
Illinois State .....	2-1
Indiana State .....	1-0
Missouri State.....	1-3
Southern Illinois.....	2-0
Valparaiso .....	1-2

## Drawing Blanks

Below is a look at how MVC teams have performed in shutout games in 2019:

### Overall

Bradley .....	4-3
DBU .....	4-3
Evansville .....	4-2
Illinois State .....	4-0
Indiana State .....	5-3
Missouri State.....	2-2
Southern Illinois.....	0-2
Valparaiso .....	1-3

### MVC Games

Bradley .....	1-2
DBU .....	1-1
Evansville .....	1-0
Illinois State .....	1-0
Indiana State .....	2-1
Missouri State.....	2-1
Southern Illinois.....	0-1
Valparaiso .....	0-2

## Homers

Below is a look at how MVC teams have performed in home games in 2019:

### Overall

Bradley .....	13-7
DBU .....	24-7
Evansville .....	11-8
Illinois State .....	13-5
Indiana State .....	15-2
Missouri State.....	11-12
Southern Illinois.....	19-9
Valparaiso .....	8-6

### MVC Games

Bradley .....	6-6
DBU .....	10-2
Evansville .....	5-4
Illinois State .....	6-3
Indiana State .....	8-1
Missouri State.....	7-5
Southern Illinois.....	5-7
Valparaiso .....	5-4

## Roadies

Below is a look at how MVC teams have performed in true road games in 2019:

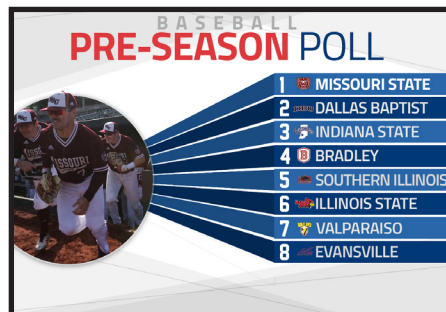
### Overall

Bradley .....	14-10
DBU .....	14-9
Evansville .....	11-19
Illinois State .....	19-17
Indiana State .....	16-13
Missouri State.....	7-19
Southern Illinois.....	5-18
Valparaiso .....	4-28

### MVC Games

Bradley .....	5-4
DBU .....	4-5
Evansville .....	6-6
Illinois State .....	8-4
Indiana State .....	5-7
Missouri State.....	3-6
Southern Illinois.....	0-9
Valparaiso .....	1-11

## PRESEASON COACHES' POLL



## NOTEWORTHY

In addition to the league's player and newcomer of the week selections, several conference players had notable performances, and they include:

**Luke Shadid (BRAD)** – Bradley's leading hitter all season from the leadoff spot, Shadid was 6-for-12 with a walk and a hit by pitch in his 14 plate appearance during the final series at Indiana State ... Shadid had two hits in each of the three games against the Sycamores, starting with a 2-for-3 effort with a walk, a hit-by-pitch and two runs scored in Thursday's 9-5 win ... Added a 2-for-5 effort with his 10th home run of the year Friday and was 2-or-4 with a run Saturday.

**Bryce Ball (DBU)** – Bryce Ball stayed red-hot against Southern Illinois to close out the regular season and help the Patriots to a regular season MVC title. The junior designated hitter was 5-for-10 in three games in Carbondale with a double, two home runs, and three walks, good for a slash line of .500/.615/1.200. Ball homered in each of the first two games of the series to extend his streak to six games with a long ball. That streak came to an end Saturday in a 2-for-3 effort that included a double and a walk. The Mason City, Iowa native raised his batting average to .320 for the season after it was .291 heading into last week.

**Troy Beilsmith (UE)** – Junior outfielder Troy Beilsmith has regained the form that made him the Aces top hitter a year ago. This past week, Beilsmith batted .444 (8-for-18), while blasting three home runs, allowing him to finish the regular season as Evansville's leader in round trippers, and posted an eye-popping .944 slugging percentage.

**Luke Fegen (INS)** – Outfielder Luke Fegen hit for a team-best .500 batting average during a weekend series win against Bradley. The senior scored three runs, drove in five and picked up four walks for a .667 on-base percentage. A Waukege, Iowa native, Fegen went 2-for-2 with two walks and four RBIs in the Sycamores' 10-2 series clinching finale against Bradley.

**Jack Duffy (MSU)** – Jack Duffy sparked the Missouri State offense with a .417 batting mark to lead the Bears to a three-game sweep of Valpo over the weekend. The Kansas City native recorded a pair of two-hit games, scored six times and slugged 1.000 with a pair of home runs. Duffy played a starring role in each of MSU's two scoring rallies in a 5-4 opening-game victory Thursday, homering to put the Bears on the board in the third, before singling and scoring the tying run as part of MSU's go-ahead, four-run fifth. In game two he homered again and scored two runs, before logging another two-hit game Sunday to extend his personal hit streak to nine-straight games.

**JT Weber (SIU)** – JT Weber hit .500 with two doubles for the Salukis last week. He went 8-for-16 and slugged .625 in the week and extended his hitting streak to six games and his reached base streak to 13 games. He hit the game-winning RBI single in the eighth inning to complete a come-from-behind 3-2 win over No. 27 Dallas Baptist on Thursday night.

**Jordan Martinson (DBU)** – DBU senior Jordan Martinson spun a gem Thursday night in the Patriots' series opener at Southern Illinois. The lefty scattered five hits and a walk while striking out six batters in six innings. The game was Martinson's 11th of the year of at least six innings.

**Justin Hayden (UE)** – Senior right-hander Justin Hayden gave a stand-and-deliver performance in the Aces lone victory of the week, going 6.1 innings, allowing two runs, one earned, while scattering five hits and striking out four in Evansville's 11-8 victory, which would eventually give UE the coveted fourth seed in this week's Missouri Valley Conference tournament.

**Jeff Lindgren (ILS)** – Jeff Lindgren was the only Redbird to pitch in all three games this weekend. He finished the weekend with a 1-0 record with a 1.00 ERA with nine innings pitched. The Champaign, Illinois, native surrendered just three hits all weekend giving up one run with no walks and six strikeouts. On senior day, Lindgren entered the game trailing on the scoreboard, as he would throw five complete innings, and earn the come-from-behind victory for the Redbirds to clinch a share of the MVC regular season title.

**Davis Schwab (MSU)** – Davis Schwab continued his red-hot stretch run with 5.0 shutdown innings in the Bears' Friday victory over Valparaiso that locked up a series win and paved the way to an eventual three-game sweep for MSU. Schwab struck out a career-high nine batters without issuing a walk, while limiting the Crusaders to one run on three hits to secure his third mound victory of the season.

**Justin Yeager (SIU)** – Justin Yeager pitched three perfect innings to earn the win and close his own game in SIU's 3-2 come-from-behind win over No. 27 Dallas Baptist on Thursday night. After an outstanding start by Mason Hiser (6.0 IP, 2R, 1ER), Yeager entered and retired all nine batters he faced against the high-powered Patriots, including two strikeouts.

## PLAYERS OF THE WEEK

DATE	PLAYER	SCHOOL
F18	John Rave	Illinois State
F25	Andy Shadid	Bradley
M4	Will LaRue	Southern Illinois
M11	Bryce Ball	DBU
M18	Jordan Libman	Illinois State
M25	Clay Dungan	Indiana State
A1	Tanner Craig	Evansville
A8	Joey Polak	Missouri State
A15	Clay Dungan	Indiana State
A22	Dan Bolt	Bradley
A29	Andy Shadid	Bradley
M6	Aiden McMahan	Southern Illinois
M13	Bryce Ball	DBU
M20	Nick Zouras	Illinois State

## PITCHERS OF THE WEEK

DATE	PLAYER	SCHOOL
F18	Jordan Martinson	DBU
F25	Jordan Martinson	DBU
M4	MD Johnson	DBU
M11	Nathan Croner	Evansville
M18	Adam Lukas	Evansville
M25	Sam Grace	Southern Illinois
A1	Connor Sechler	Missouri State
A8	Brett Wicklund	Illinois State
A15	Colton Johnson	Illinois State
A22	Logan Wiley	Missouri State
A29	Collin Liberatore	Indiana State
M6	Collin Liberatore	Indiana State
M13	Easton Rhodehouse	Valparaiso
M20	Tyler Whitbread	Indiana State

MVC Players and Pitchers of the Week are selected each week during the baseball season. The players are announced on Monday afternoon and appear in a weekly press release. Nominees are provided by each school's sports information contact and voted on by a panel appointed by the league office.





# MVC BASEBALL TOURNAMENT RELEASE

MAY 20, 2019



## Missouri Valley Conference vs. Non-Conference Opponents (134-110, .549)

Overall: 134-110 (.549)

Home: 62-24 • Away: 58-81 • Neut: 14-5 • Top-25: 5-15

<b>American Athletic</b> ..... 2-4 (H: 1-3; A: 1-1)
Houston..... L 1-2
at DBU..... L 2-0
at DBU..... W 6-4
Memphis..... L 1-1
Southern Illinois..... L 7-2
Southern Illinois..... W 2-1
Wichita State..... L 0-2
at Missouri State..... L 9-4
<b>ACC</b> ..... 2-1 (A: 0-1; N: 2-0)
Boston College..... L 2-0
vs. Evansville..... W 4-0
vs. Evansville..... W 4-3
Notre Dame..... L 0-2
Valparaiso..... L 4-3
<b>Atlantic Sun</b> ..... 4-1 (A: 4-1)
Jacksonville..... L 3-0
Indiana State..... W 7-1
Indiana State..... W 13-7
Indiana State..... W 8-3
Lipscomb..... L 1-1
Valparaiso..... L 6-0
Valparaiso..... W 8-6
<b>Atlantic-10</b> ..... 1-0 (H: 1-0)
Saint Louis..... W 1-0
at Southern Illinois..... W 13-8
<b>Big East</b> ..... 4-9 (H: 3-3; A: 1-6)
Butler..... L 2-3
Southern Illinois..... L 5-4
at Valparaiso..... W 5-2
at Valparaiso..... L 9-2
Creighton..... L 2-4
at Evansville..... W 7-1
at Evansville..... W 11-0
at Evansville..... L 10-4
Illinois State..... L 17-3
Illinois State..... L 7-3
Illinois State..... L 1-2
Xavier..... L 11-8
Evansville..... L 5-2
Evansville..... W 10-2
<b>Big Ten</b> ..... 17-22 (H: 8-5; A: 6-17; N: 3-0)
Illinois..... L 4-8
Bradley..... W 12-2
at Bradley..... L 4-2
Illinois State..... L 14-3
Illinois State..... L 12-1
Illinois State..... L 12-1
at Illinois State..... W 7-6
at Indiana State..... W 3-1
Indiana State..... L 5-2
Southern Illinois..... L 5-4
Southern Illinois..... L 14-5
Southern Illinois..... W 13-3
at Southern Illinois..... W 13-3
Indiana..... L 0-5
at Evansville..... L 5-0
Evansville..... L 1-3
Evansville..... L 6-5
at Indiana State..... L 15-14
Iowa..... L 4-2
Bradley..... L 4-2
at Bradley..... W 3-1
at Evansville..... L 18-7
at Evansville..... W 6-0
at Evansville..... W 3-1
Illinois State..... W 11-6
Illinois State..... W 11-6
Indiana State..... W 8-7
Indiana State..... L 6-4
Indiana State..... L 1-0
Indiana State..... W 2-1
Indiana State..... L 6-0
Valparaiso..... L 9-3
Minnesota..... L 2-2
at DBU..... W 9-0
at DBU..... L 9-7
at DBU..... W 7-5
at DBU..... L 10-4
Northernwestern..... L 6-3
Purdue..... W 2-1
at Indiana State..... W 4-3
Indiana State..... W 4-3
Valparaiso..... L 5-1
Rutgers..... L 3-0
vs. Indiana State..... W 3-1
vs. Indiana State..... W 7-3
vs. Indiana State..... W 4-3
<b>Big 12</b> ..... 5-9 (H: 3-2; A: 2-7)
Baylor..... L 0-2
DBU..... L 10-4
at DBU..... L 1-0
Kansas..... L 0-2
at Missouri State..... L 9-6
Missouri State..... L 11-6
Oklahoma..... L 2-3
DBU..... L 4-2
at DBU..... W 7-2
Missouri State..... W 11-8
Missouri State..... L 11-2
Missouri State..... L 6-1
Oklahoma State..... L 1-2
at DBU..... L 6-3
Missouri State..... L 13-2
at DBU..... L 2-0
TCU..... W 11-6
DBU..... W 9-3
<b>Big West</b> ..... 0-6 (H: 0-2; A: 0-3; N: 0-1)
Cal-Irvine..... L 0-2
at Missouri State..... L 2-0
at Missouri State..... L 4-1
Cal-Santa Barbara..... L 0-3
Missouri State..... L 7-3
Missouri State..... L 5-3
Missouri State..... L 11-1
Cal State Fullerton..... L 7-0
vs. Missouri State..... L 7-0
<b>Colonial</b> ..... 4-3 (A: 4-3)
Charleston..... L 2-3
DBU..... W 6-2
DBU..... W 14-4
UNCW..... L 1-0
Indiana State..... W 1-0
Valparaiso..... L 10-8
Valparaiso..... L 4-3
Valparaiso..... W 10-8
<b>Conference USA</b> ..... 4-2 (A: 3-2; N: 1-0)
Marshall..... L 1-0
vs. Indiana State..... W 4-1
Middle Tennessee..... L 1-1
Bradley..... L 1-0
Bradley..... W 2-1 (A: 1-0)
UTSA..... L 2-1
Bradley..... W 4-3
Bradley..... W 3-2
Bradley..... L 7-2
<b>Horizon</b> ..... 1-1 (H: 1-1; A: 0-0)
UIC..... L 1-0
at Illinois State..... W 4-0
Milwaukee..... L 0-1
at Illinois State..... L 6-3
<b>Ivy</b> ..... 2-1 (N: 2-1)
Dartmouth..... L 2-1
vs. Bradley..... L 6-1
vs. Bradley..... W 10-2
vs. Bradley..... W 6-3

<b>Metro Atlantic</b> ..... 1-0 (N: 1-0)
Iona..... W 10-0
vs. Indiana State..... W 10-0
<b>Mid-American</b> ..... 11-4 (H: 9-2; A: 0-1; N: 2-1)
Ball State..... L 0-1
Valparaiso..... L 14-8
Central Michigan..... W 2-1
at Illinois State..... W 7-2
at Illinois State..... W 5-4
at Illinois State..... L 11-2
Kent State..... L 3-0
at DBU..... W 8-4
at DBU..... W 8-1
at DBU..... W 3-0
Northern Illinois..... W 10-2
at Illinois State..... W 10-2
at Southern Illinois..... W 3-1
at Southern Illinois..... L 17-2
at Southern Illinois..... W 8-6
Valparaiso..... W 7-6
Valparaiso..... L 5-2
Valparaiso..... W 5-2
Western Michigan..... W 11-1
at Valparaiso..... W 11-1
<b>MEAC</b> ..... 0-1 (A: 0-1)
North Carolina A&T..... L 11-4
Valparaiso..... L 11-4
<b>Mountain West</b> ..... 4-4 (A: 4-2; N: 0-2)
Air Force..... L 4-3
DBU..... W 6-5
DBU..... W 30-7
Fresno State..... L 0-1
vs. Missouri State..... L 3-2
Nevada..... L 16-4
vs. Missouri State..... L 1-2
UNLV..... W 8-5
Bradley..... L 4-2
Bradley..... W 8-5
Bradley..... L 4-2
<b>Ohio Valley</b> ..... 27-12 (H: 13-2; A: 14-10)
Austin Peay..... W 5-3 (10)
Evansville..... L 30-2
at Indiana State..... W 8-1
at Indiana State..... L 3-2
at Southern Illinois..... W 3-2
Southern Illinois..... L 12-9
Belmont..... L 5-1
Evansville..... W 27-11 (14)
Illinois State..... W 14-3
Illinois State..... W 10-4
Southern Illinois..... W 13-9
at Southern Illinois..... W 10-4
Eastern Illinois..... L 12-0
at Illinois State..... W 3-0
Southern Illinois..... W 9-8
Eastern Kentucky..... L 0-1
Evansville..... L 2-0
Morehead State..... L 2-1
at Southern Illinois..... W 9-3
at Southern Illinois..... L 7-0
at Southern Illinois..... W 5-4
Murray State..... W 16-12
at Evansville..... L 6-4
Illinois State..... W 4-3
Illinois State..... L 5-4
Missouri State..... W 15-10
at Southern Illinois..... W 8-3
Illinois State..... W 18-6
Missouri State..... W 8-2
Southern Illinois..... L 11-9
at Southern Illinois..... W 4-1
SUOE..... L 5-2
at Bradley..... W 9-6
at Evansville..... W 9-5
Illinois State..... W 16-9
at Illinois State..... W 11-4
at Southern Illinois..... W 7-6
Valparaiso..... W 8-0
Valparaiso..... L 4-3
Valparaiso..... L 16-6
Tennessee-Martin..... L 1-1
Evansville..... W 6-3
Evansville..... L 8-4
Tech..... L 0-1
Valparaiso..... L 12-8
<b>Pac-12</b> ..... 1-0 (N: 1-0)
Utah..... L 1-0
vs. Missouri State..... W 6-2
<b>SEC</b> ..... 2-10 (H: 1-2; A: 1-8)
Arkansas..... L 0-2
at Missouri State..... L 0-2
Missouri..... L 10-4
at Missouri State..... L 14-6
Missouri State..... L 6-2
South Carolina..... L 0-2
Valparaiso..... L 3-2
Valparaiso..... L 12-6
Texas A&M..... L 1-0
at DBU..... W 5-4
Vanderbilt..... L 1-0
Evansville..... L 1-4
Illinois State..... L 5-4
Illinois State..... L 10-4
Illinois State..... L 9-1
Illinois State..... W 7-3
Indiana State..... L 7-1
<b>Southern</b> ..... 8-3 (H: 3-0; A: 5-3)
The Citadel..... L 3-0
at Indiana State..... W 1-1
at Indiana State..... W 8-0
at Indiana State..... W 4-2
Mercer..... L 5-4
Evansville..... L 7-6
Evansville..... W 7-2
Indiana State..... W 12-7
Indiana State..... W 7-3
Indiana State..... W 9-4
Western Carolina..... L 1-1
Indiana State..... W 4-4
Indiana State..... L 10-9
<b>Southland</b> ..... 13-6 (H: 8-1; A: 5-5)
Central Arkansas..... L 6-3
Bradley..... W 5-2
Bradley..... W 4-3
Bradley..... L 13-9
Illinois State..... L 6-4
Illinois State..... W 8-0
Illinois State..... L 4-1
Illinois State..... W 6-3
at Missouri State..... W 9-7
at Missouri State..... W 15-3
Houston Baptist..... L 3-0
at DBU..... W 4-1
at DBU..... W 2-1
at DBU..... W 12-1
New Orleans..... W 8-3
at Missouri State..... W 10-1
at Missouri State..... L 20-12
Nicholls..... L 1-2
Southern Illinois..... W 6-5
Southern Illinois..... L 3-2
Southern Illinois..... L 7-3
Stephen F. Austin..... L 1-0
at DBU..... W 11-0
<b>Summit</b> ..... 9-0 (H: 4-0; A: 5-0)
Oral Roberts..... L 4-0
DBU..... W 13-8
DBU..... L 6-1
DBU..... W 6-2
Missouri State..... W 11-2
Missouri State..... L 5-0
Western Illinois..... W 10-0
at Bradley..... W 10-0
Bradley..... L 4-1

at Southern Illinois..... W 8-1
at Southern Illinois..... W 6-1
at Southern Illinois..... W 16-1
<b>Sun Belt</b> ..... 4-9 (H: 0-1; A: 4-8)
Arkansas State..... L 1-6
Missouri State..... L 14-2
Missouri State..... L 16-4
Missouri State..... W 6-3
Southern Illinois..... W 4-3
Valparaiso..... L 7-6 (11)
Valparaiso..... L 7-1
Valparaiso..... L 1-1
Little Rock..... L 2-1
Evansville..... L 7-5
Evansville..... W 3-1
Evansville..... W 10-5
Texas-Arlington..... L 1-1
at DBU..... L 9-0
DBU..... W 7-1
Texas State..... L 0-1
Missouri State..... L 10-0
<b>WAC</b> ..... 2-0 (H: 2-0)
Chicago State..... L 1-0
at Valparaiso..... W 4-0
Sacramento State..... L 1-0
at Illinois State..... W 2-1
<b>West Coast</b> ..... 0-1 (A: 0-1)
San Diego..... L 0-1
Missouri State..... L 14-4
<b>Non-Division I</b> ..... 6-0 (H: 4-0; N: 2-0)
Eureka..... W 20-0
at Bradley..... W 18-0
KeyStone..... W 18-0
vs. Bradley..... L 0-0
MacMurray..... W 7-1
at Bradley..... W 7-1
Robert Morris (Springfield)..... W 10-0
at Bradley..... W 14-2
at Bradley..... W 14-2
Rowan..... W 3-0
vs. Bradley..... W 3-0
<b>2018 NCAA Teams</b> ..... 24-30 (H: 13-8; A: 11-21; N: 0-1)
Arkansas..... L 0-1
at Missouri State..... L 8-2
Baylor..... L 0-2
DBU..... L 5-1
at DBU..... L 0-1
Cal State Fullerton..... L 7-0
vs. Missouri State..... L 7-0
Houston..... L 8-6
at DBU..... W 8-4
at DBU..... W 8-4
Indiana..... L 0-5
Evansville..... L 5-1
Evansville..... L 9-3
Evansville..... L 6-5
at Indiana State..... L 15-14
Jacksonville..... L 3-0
Indiana State..... W 1-1
Indiana State..... W 13-7
Indiana State..... W 8-3
Kent State..... L 3-0
at DBU..... W 3-0
at DBU..... W 8-4
at DBU..... W 8-1
Minnesota..... L 2-1
at DBU..... W 9-0
at DBU..... L 9-7
at DBU..... W 7-5
Morehead State..... L 2-1
at Southern Illinois..... W 9-8
at Southern Illinois..... W 7-0
at Southern Illinois..... W 5-4
North Carolina A&T..... L 0-1
Valparaiso..... L 11-4
Oklahoma..... L 2-3
DBU..... L 4-2
at DBU..... W 7-2
Missouri State..... W 11-8
Missouri State..... L 11-2
Missouri State..... L 6-1
Oklahoma State..... L 2-2
at DBU..... W 7-5
DBU..... L 6-3
Missouri State..... L 13-2
Oral Roberts..... L 3-0
DBU..... W 13-8
DBU..... W 13-6
DBU..... W 6-2
Purdue..... L 2-1
at Indiana State..... W 4-3
Indiana State..... W 4-3
Valparaiso..... L 5-1
Saint Louis..... L 1-0
at Southern Illinois..... W 19-8
South Carolina..... L 0-3
Valparaiso..... L 9-2
Valparaiso..... L 3-2
Valparaiso..... L 12-6
Tennessee Tech..... L 0-1
Valparaiso..... L 12-8
Texas A&M..... L 1-0
at DBU..... W 5-4
Vanderbilt..... L 1-0
Evansville..... L 5-4
Illinois State..... L 10-4
Illinois State..... L 9-1
Illinois State..... W 7-3
Indiana State..... L 7-1
Indiana State..... W 10-1
Valparaiso..... L 10-8
Valparaiso..... L 4-3
Valparaiso..... W 10-8
<b>Top 25 Teams</b> ..... 5-15 (H: 3-5; A: 2-9; N: 0-1)
#1 Vanderbilt..... L 1-3
Evansville..... L 5-4
Illinois State..... L 10-4
Illinois State..... L 9-1
Illinois State..... W 7-3
#5 Vanderbilt..... L 0-1
Indiana State..... L 7-1
at Missouri State..... L 8-2
#15 Baylor..... L 10-4
DBU..... L 10-4
#19 TCU..... W 11-6
at DBU..... L 1-0
#20 Texas A&M..... L 1-0
at DBU..... W 5-4
#21 Missouri..... L 14-6
at Missouri State..... L 14-6
24 South Carolina..... L 0-3
Valparaiso..... L 9-2
Valparaiso..... L 3-2
Illinois State..... L 12-6
#25 Cal State Fullerton..... L 0-1
vs. Missouri State..... L 7-0
#25 UC-Irvine..... L 0-2
at Missouri State..... L 4-1
at Missouri State..... L 1-0
#25 Illinois..... W 3-1
at Indiana State..... W 3-1
#25 Baylor..... L 0-1
at DBU..... L 5-1
#25 Michigan..... W 8-7
Indiana State..... L 6-4

## BRADLEY (31-18, 11-10 MVC)

### 2nd Straight 11-Win Valley Season

Bradley completed the regular season tied for fourth in the MVC regular season standings with an 11-10 league mark ... The Braves have won 11 Valley games in each of the last two years, as well as three of the last four ... Bradley had not posted winning Valley records in consecutive seasons since 1986 (11-9) and 1987 (11-9).



### Four Game Challenge

Recent Bradley Baseball history will not be on their side when the Braves take on Southern Illinois in Tuesday's single-elimination round of the Missouri Valley Conference Baseball Championship ... Bradley earned a regular-season series sweep against the Salukis April 12-13 at Dozer Park, outscoring the Salukis by a 29-5 margin in the three games ... Bradley has not beaten any team four times in a season since sweeping Southern Illinois in a 4-game regular-season series April 24-25, 1999 at Pete Vonachen Stadium at Meinen Field (now Bradley Soccer's Shea Stadium).

### Triple 40's

When junior LF Dan Bolt launched his team-leading 11th home run of the year Friday at Indiana State, he drove home his 39th and 40th runs of the season ... Bolt joins Shadid brothers Andy (42 RBI) and Luke (41) in the 2019 season's 40 RBI club ... Bradley had not seed three players each drive in at least 40 runs in a season since 2001, when Ron Hensel, Matt Gecan and Corey Jager pulled off the trifecta.

Date	Opponent	Location	TV	Time
Feb. 15	at Central Arkansas	W, 5-2 (Cook, 1-0)		1-0
Feb. 16	at Central Arkansas	W, 4-3 (Moscot, 1-0)		2-0
Feb. 17	at Central Arkansas	L, 13-9 (Lund, 0-1)		2-1
Feb. 21	at Austin Peay	W, 5-3 (10) (Cook, 2-0)		3-1
Feb. 24	at Middle Tennessee	L, 1-0 (Gosswein, 0-1)		3-2
	at Middle Tennessee	W, 2-1 (Beer, 1-0)		4-2
March 1	at UTSA	W, 4-3 (11) (Beer, 2-0)		5-2
March 2	at UTSA	W, 3-2 (Gosswein, 1-1)		6-2
March 3	at UTSA	L, 7-2 (Lund, 0-2)		6-3
March 8	at UNLV	L, 3-2 (Richey, 0-1)		6-4
March 9	at UNLV	W, 8-5 (Gosswein, 2-1)		7-4
March 10	at UNLV	L, 4-2 (Lund, 0-3)		7-5
March 17	Keystone	W, 18-1 (Janssen, 1-0)		8-5
March 18	Dartmouth	L, 6-2 (Moscot, 1-1)		8-6
March 20	Dartmouth	W, 10-2 (Denlinger, 1-0)		9-6
March 22	Dartmouth	W, 6-3 (Moscot, 2-1)		10-6
March 23	Rowan	W, 3-0 (Schrimmer, 1-0)		11-6
March 26	at Iowa	L, 4-2 (Denlinger, 1-1)		11-7
March 27	MacMurray	W, 7-1 (Lund, 1-3)		12-7
March 29	*Evansville	L, 1-0 (Janssen, 1-1)		12-8, 0-1
March 30	*Evansville	L, 4-2 (Gosswein, 2-2)		12-9, 0-2
March 31	*Evansville	L, 6-4 (Beer, 2-1)		12-10, 0-3
April 2	Western Illinois	W, 10-0 (Cook, 3-0)		13-10
April 3	SIUE	W, 9-6 (Schrimmer, 2-0)		14-10
April 5	Eureka	W, 20-1 (Janssen, 2-1)		15-10
April 6	Robert Morris (IL)	W, 10-0 (Gosswein, 3-2)		16-10
April 7	Robert Morris (IL)	W, 14-2 (Lund, 2-3)		17-10
April 9	at Western Illinois	W, 4-1 (Moscot, 3-1)		18-10
April 10	Iowa	W, 3-1 (Cilano, 1-0)		19-10
April 12	*Southern Illinois	W, 8-0 (Janssen, 3-1)		20-10, 1-3
April 13	*Southern Illinois	W, 14-4 (Gosswein, 4-2)		21-10, 2-3
	*Southern Illinois	W, 7-1 (Cook, 4-0)		22-10, 3-3
April 16	at Illinois	W, 12-8 (Hodgett, 1-0)		23-10
April 19	*at DBU	W, 2-1 (Olson, 1-0)		24-10, 4-3
April 20	*at DBU	L, 14-3 (Gosswein, 4-3)		24-11, 4-4
	*at DBU	L, 7-6 (Cook, 4-1)		24-12, 4-5
April 23	Illinois	L, 4-2 (10) (Denlinger, 1-2)		24-13
April 26	*at Missouri State	W, 10-9 (Cilano, 2-0)		25-13, 5-5
April 27	*at Missouri State	W, 16-9 (Moscot, 4-1)		26-13, 6-5
April 28	*at Missouri State	W, 6-5 (Lund, 3-3)		27-13, 7-5
May 3	*Valparaiso	W, 2-1 (Janssen, 4-1)		28-13, 8-5
May 4	*Valparaiso	L, 5-2 (Gosswein, 4-4)		28-14, 8-6
May 5	*Valparaiso	W, 13-2 (Lund, 4-3)		29-14, 9-6
May 10	*Illinois State	L, 1-0 (Janssen, 4-2)		29-15, 9-7
May 11	*Illinois State	L, 14-1 (Olson, 1-1)		29-16, 9-8
May 12	*Illinois State	W, 7-2 (Lund, 5-3)		30-16, 10-8
May 16	*at Indiana State	W, 9-5 (Cook, 5-1)		31-16, 11-8
May 17	*at Indiana State	L, 12-8 (Olson, 1-2)		31-17, 11-9
May 18	*at Indiana State	L, 10-2 (Lund, 5-4)		31-18, 11-10

#### MVC Tournament

M21-25 Normal, IL ESPN+

\*MVC Games; Times are CST (unless noted) and subject to change

## #22 DBU (38-16, 14-7 MVC)

### Nearing Record

With 528 punchouts on the season, Patriot pitching is nearing last year's program record of 556. MD Johnson and Jordan Martinson are in a three-way tie for second-most in a single-season in DBU's Division I era with 99 on the year.



### Strong Senior Arms

Senior starting pitchers MD Johnson and Jordan Martinson are making their way up the DBU career leaderboards. Johnson is the career leader in DBU's Division I era with 54 starts and 263 strikeouts and is tied for first in wins (27), and is second in innings pitched (286.0). Martinson is second in starts (50), third in strikeouts (260) and wins (20), and fourth in innings pitched (270.2).

Date	Opponent	Location	TV	Time
Feb. 15	Kent State	W, 3-0 (Martinson, 1-0)		1-0
Feb. 16	Kent State	W, 8-4 (Townes, 1-0)		2-0
Feb. 17	Kent State	W, 8-1 (Johnson, 1-0)		3-0
Feb. 19	at Oklahoma	L, 4-2 (Townes, 1-1)		3-1
Feb. 22	Minnesota	W, 9-0 (Martinson, 2-0)		4-1
Feb. 23	Minnesota	L, 9-7 (Eldred, 0-1)		4-2
Feb. 24	Minnesota	W, 7-5 (Johnson, 2-0)		5-2
Feb. 26	at #15 Baylor	L, 10-4 (Kechely, 0-1)		5-3
March 1	Houston Baptist	W, 7-1 (Martinson, 3-0)		6-3
	Houston Baptist	W, 2-1 (Bayless, 1-0)		7-3
March 2	Houston Baptist	W, 12-2 (Johnson, 3-0)		8-3
March 5	Oklahoma	W, 7-2 (Carraway, 1-0)		9-3
March 8	at Oral Roberts	W, 13-8 (Martinson, 4-0)		10-3
March 9	at Oral Roberts	W, 13-6 (Carraway, 2-0)		11-3
March 10	at Oral Roberts	W, 6-2 (Bayless, 2-0)		12-3
March 12	#20 Texas A&M	W, 5-4 (Hines, 1-0)		13-3
March 15	Houston	L, 8-6 (Hines, 1-1)		13-4
March 16	Houston	L, 2-0 (Johnson, 3-1)		13-5
March 17	Houston	W, 8-4 (Bayless, 3-0)		14-5
March 19	Oklahoma State	W, 7-5 (Carraway, 3-0)		15-5
March 22	at Air Force	W, 4-3 (Hines, 2-1)		16-5
March 23	at Air Force	W, 6-5 (Bayless, 4-0)		17-5
March 24	at Air Force	W, 30-7 (Fouse, 1-0)		18-5
March 26	UT Arlington	L, 9-0 (Kechely, 0-2)		18-6
March 29	Valparaiso*	W, 10-5 (Martinson, 5-0)		19-6, 1-0
March 30	Valparaiso*	W, 8-0 (Johnson, 4-1)		20-6, 2-0
March 31	Valparaiso*	W, 6-1 (Fouse, 2-0)		21-6, 3-0
April 2	Baylor	L, 5-1 (Kechely, 0-3)		21-7
April 5	at Evansville*	L, 8-3 (Carraway, 3-1)		21-8, 3-1
	at Evansville*	L, 11-5 (Bayless, 4-1)		21-9, 3-2
April 6	at Evansville*	W, 4-3 (Heaton, 1-0)		22-9, 4-2
	#19 TCU	W, 11-6 (Reeves, 1-0)		23-9
April 12	at College of Charleston	L, 4-3 (Martinson, 5-1)		23-10
April 13	at College of Charleston	W, 6-2 (Johnson, 5-1)		24-10
April 14	at College of Charleston	W, 14-4 (Bayless, 5-1)		25-10
April 16	at Oklahoma State	L, 6-3 (Kechely, 0-4)		25-11
April 19	Bradley*	L, 2-1 (Martinson, 5-2)		25-12, 4-3
April 20	Bradley*	W, 14-3 (Johnson, 6-1)		26-12, 5-3
	Bradley*	W, 7-6 (Hines, 3-1)		27-12, 6-3
April 23	at TCU	W, 9-3 (Stone, 1-0)		28-12
April 26	Illinois State*	L, 9-8 (Martinson, 5-3)		28-13, 6-4
April 27	Illinois State*	W, 13-3 (Johnson, 7-1)		29-13, 7-4
April 28	Illinois State*	W, 11-4 (Bayless, 6-1)		30-13, 8-4
April 30	at UT-Arlington	W, 7-1 (Fouse, 3-0)		31-13
May 2	at Missouri State*	W, 6-1 (Martinson, 6-3)		32-13, 9-4
May 3	at Missouri State*	L, 4-3 (Johnson, 7-2)		32-14, 9-5
May 4	at Missouri State*	L, 6-0 (Sherlin, 0-1)		32-15, 9-6
May 7	Stephen F. Austin	W, 11-0 (Townes, 2-1)		33-15
May 10	Indiana State*	W, 12-2 (Martinson, 7-3)		34-15, 10-6
May 11	Indiana State*	W, 8-1 (Johnson, 8-2)		35-15, 11-6
May 12	Indiana State*	W, 7-3 (Carraway, 4-1)		36-15, 12-6
May 16	at Southern Illinois*	L, 3-2 (Carraway, 4-2)		36-16, 12-7
May 17	at Southern Illinois*	W, 11-6 (Johnson, 9-2)		37-16, 13-7
May 18	at Southern Illinois*	W, 12-1 (Fouse, 4-1)		38-16, 14-7

#### MVC Tournament

M21-25 Normal, IL ESPN+

\*MVC Games; Times are CST (unless noted) and subject to change

## EVANSVILLE (24-27, 11-10 MVC)

### Best Since 2016

Evansville finished the regular season with an overall record of 24-27, their best mark since 2016. UE also finished with a winning record (11-10) in league play for the first time since 2014, when they took home the regular season MVC title.



### Breaking Out

Junior catcher Ben Komonosky broke out of his season-long struggle in a big way last week, batting .375 (3-for-8), slugging an impressive .583, including his first home run in an Aces uniform. The Regina, Saskatoon, Canada native also walked four times.

### Tanner Time

Sophomore first baseman Tanner Craig rediscovered his power stroke just in time for the MVC Championships. This past week, the Scottsburg, Indiana was second on the Aces in slugging percentage with a .692 mark, helped out by a pair homers.

Date	Opponent	Location	TV	Time
Feb. 15	at Mercer	L, 5-4 (Lukas, 0-1)		0-1
Feb. 16	at Mercer	L, 7-6 (Croner, 0-1)		0-2
Feb. 17	at Mercer	W, 7-2 (Weigand, 1-0)		1-2
Feb. 20	at #1 Vanderbilt	L, 5-4 (Ellis, 0-1)		1-3
Feb. 24	at Little Rock	L, 7-5 (Weigand, 1-1)		1-4
	at Little Rock	W, 3-1 (Croner, 1-1)		2-4
Feb. 25	at Little Rock	W, 10-5 (Hayden, 1-0)		3-4
Mar. 1	vs. Boston College	W, 4-0 (Lukas, 1-1)		4-4
Mar. 2	at Eastern Kentucky	L, 2-0 (Hayden, 1-1)		4-5
	vs. Boston College	W, 4-3 (Croner, 2-1)		5-5
Mar. 9	vs. Iowa	L, 18-7 (Lukas, 1-2)		5-6
Mar. 10	vs. Iowa	W, 6-0 (Croner, 3-1)		6-6
	vs. Iowa	W, 3-1 (Gray, 1-0)		7-6
Mar. 15	Creighton	W, 7-1 (Lukas, 2-2)		8-6
Mar. 16	Creighton	W, 11-0 (Croner, 4-1)		9-6
Mar. 17	Creighton	L, 10-4 (Weigand, 1-2)		9-7
Mar. 22	at Xavier	L, 11-8 (Parks, 0-1)		9-8
Mar. 23	at Xavier	L, 5-2 (Croner, 4-2)		9-9
Mar. 24	at Xavier	W, 10-2 (Weigand, 2-2)		10-9
Mar. 27	SIUE	W, 9-5 (Ellis, 1-1)		11-9
Mar. 29	at Bradley*	W, 1-0 (Lukas, 3-2)		12-9, 1-0
Mar. 30	at Bradley*	W, 4-2 (Croner, 5-2)		13-9, 2-0
Mar. 31	at Bradley*	W, 6-4 (Parks, 1-1)		14-9, 3-0
Apr 3	UT-Martin	W, 6-3 (Steimel, 1-0)		15-9
Apr 5	DBU*	W, 8-3 (Lukas, 4-2)		16-9, 4-0
Apr 6	DBU*	W, 11-5 (Gray, 2-0)		17-9, 5-0
	DBU*	L, 4-3 (Weigand, 2-3)		17-10, 5-1
Apr 9	at Austin Peay	L, 10-2 (Gray, 2-1)		17-11
Apr 12	Indiana	L, 5-0 (Lukas, 4-3)		17-12
Apr 13	at Indiana	L, 5-1 (Croner, 5-3)		17-13
	at Indiana	L, 9-3 (Weigand, 2-4)		17-14
Apr 14	at Indiana	L, 6-5 (10) (Allinger, 0-1)		17-15
Apr 16	at Murray State	W, 16-12 (Steimel, 2-0)		18-15
Apr 20	Indiana State*	W, 6-2 (Lukas, 5-3)		19-15, 6-1
Apr 21	Indiana State*	L, 8-2 (Croner, 5-4)		19-16, 6-2
	Indiana State*	L, 6-4 (Parks, 1-2)		19-17, 6-3
Apr 24	at UT-Martin	L, 8-4 (Weigand, 2-5)		19-18
Apr 26	at Valparaiso*	W, 8-1 (Parks, 2-1)		20-18, 7-3
Apr 28	at Valparaiso*	L, 6-2 (Croner, 5-5)		20-19, 7-4
	at Valparaiso*	W, 4-2 (Hayden, 2-1)		21-19, 8-4
May 3	at Southern Illinois*	L, 8-6 (Lukas, 5-4)		21-20, 8-5
May 4	at Southern Illinois*	L, 5-2 Croner (5-6)		21-21, 8-6
May 5	at Southern Illinois*	L, 4-1 (Hayden, 2-2)		21-22, 8-7
May 7	Murray State	L, 6-4 (Parks, 2-2)		21-23
May 10	Missouri State*	W, 4-3 (12) (Gray, 3-1)		22-23, 9-7
May 11	Missouri State*	L, 10-9 (Presko, 0-1)		22-24, 9-8
May 12	Missouri State*	W, 4-3 (Allinger, 1-2)		23-24, 10-8
May 14	at Belmont	L, 6-4 (Steimel, 2-1)		23-25
May 16	at Illinois State*	L, 11-2 (Lukas, 5-5)		23-26, 10-9
May 17	at Illinois State*	W, 11-8 (Hayden, 3-2)		24-26, 11-9
May 18	at Illinois State*	L, 11-4 (Weigand, 2-6)		24-27, 11-10

#### MVC Tournament

M21-25 Normal, Ill. ESPN+

\*MVC Games; Times are CST (unless noted) and subject to change

## ILLINOIS STATE (32-22, 14-7 MVC)

### Regular Season Champs

Illinois State defeated Evansville in a three-game series this weekend at Duffy Bass Field to earn a share of the MVC regular season title. The last time the Redbirds won the regular season title was in 2013.



### First Season Win Mark

Illinois State Head Coach, Steve Holm earned his 32 victory with the win on Sunday. He ties Mark Kinston (2010) for most wins in their first season as head coach of the Redbird baseball team.

### Perfect In Conference

Brent Headrick earned the victory over Evansville in the series opener on Thursday evening. Headrick defeated every MVC team he faced this season going a perfect 7-0 with a 1.31 ERA with one complete game against Indiana State. Headrick tossed 48 innings allowing 30 hits on 12 runs with seven of them earned. The Custer Park, Illinois, native walked only 13 batters and fanned 60 while opponents hit just .175 off of the left-handed pitcher.

Date	Opponent	Location	TV	Time
Feb. 15	at Belmont	W, 27-11 (11) (Gilmore, 1-0)		1-0
Feb. 16	at Belmont	W, 14-3 (Bronke, 1-0)		2-0
Feb. 17	at Belmont	W, 10-6 (Walker, 1-0)		3-0
Feb. 23	at Central Arkansas	L, 6-4 (Bronke, 0-1)		3-1
Feb. 24	at Central Arkansas	W, 8-0 (Lindgren, 2-0)		4-1
	at Central Arkansas	L, 4-1 (Walker, 1-1)		4-2
Feb. 25	at Central Arkansas	W, 6-3 (Gilmore, 2-0)		5-2
Mar. 1	at Murray State	W, 4-3 (Headrick, 1-0)		6-2
	at Murray State	L, 5-4 (Bronke, 0-2)		6-3
Mar. 2	at Murray State	W, 9-5 (Johnson, 1-0)		7-3
Mar. 8	at #1 Vanderbilt	L, 10-4 (Headrick, 1-1)		7-4
Mar. 10	at #1 Vanderbilt	L, 9-1 (Lindgren, 2-1)		7-5
	at #1 Vanderbilt	W, 7-3 (Johnson, 2-0)		8-5
Mar. 12	at SMO	W, 18-6 (Wicklund, 1-0)		9-5
Mar. 13	at SIUE	W, 16-9 (Peplow, 1-0)		10-5
Mar. 15	Central Michigan	W, 7-2 (Johnson, 3-0)		11-5
Mar. 16	Central Michigan	W, 5-4 (Anderson, 1-0)		12-5
Mar. 17	Central Michigan	L, 11-2 (Walker, 1-2)		12-6
Mar. 19	UIC	W, 4-0 (Wicklund, 2-0)		13-6
Mar. 22	at Illinois	L, 14-3 (Headrick, 1-2)		13-7
Mar. 23	at Illinois	L, 4-2 (Lindgren, 2-2)		13-8
Mar. 24	at Illinois	L, 12-1 (Walker, 1-3)		13-9
Mar. 26	Milwaukee	L, 6-3 (Wicklund, 2-1)		13-10
Mar. 29	at Creighton	L, 17-3 (Headrick, 1-3)		13-11
Mar. 30	at Creighton	L, 8-7 (11) (Gilmore, 2-1)		13-12
Mar. 31	at Creighton	L, 7-3 (Walker, 1-4)		13-13
Apr. 2	Eastern Illinois	W, 3-0 (Wicklund, 3-1)		14-13
Apr. 3	at Iowa	W, 11-6 (Wogrin, 1-0)		15-13
Apr. 5	at Valparaiso *	W, 13-1 (Headrick, 2-3)		16-13, 1-0
Apr. 6	at Valparaiso *	W, 12-6 (Lindgren, 3-2)		17-13, 2-0
	at Valparaiso *	L, 4-2 (Walker, 1-5)		17-14, 2-1
Apr. 9	Illinois	W, 7-6 (13) (Anderson, 2-0)		18-14
Apr. 12	Missouri State *	W, 7-1 (Headrick, 3-3)		19-14, 3-1
Apr. 13	Missouri State *	W, 7-5 (Johnson, 4-0)		20-14, 4-1
Apr. 14	Missouri State *	W, 5-3 (Walker, 2-5)		21-14, 5-1
Apr. 16	at UIC	L, 6-1 (Wicklund, 3-2)		21-15
Apr. 17	Sacramento State	W, 2-1 (Vogrin, 2-0)		22-15
Apr. 19	at Southern Illinois *	W, 7-4 (Headrick, 4-3)		23-15, 6-1
Apr. 20	at Southern Illinois *	W, 7-6 (Lindgren, 4-2)		24-15, 7-1
Apr. 21	at Southern Illinois *	W, 8-4 (Walker, 3-5)		25-15, 8-1
Apr. 23	Northern Illinois	W, 10-2 (Wicklund, 4-2)		26-15
Apr. 26	at DBU*	W, 9-8 (Headrick, 5-3)		27-15, 9-1
Apr. 27	at DBU*	L, 13-3 (Lindgren, 4-3)		27-16, 9-2
Apr. 28	at DBU*	L, 11-4 (Walker, 3-6)		27-17, 9-3
Apr. 30	at Northwestern	L, 6-3 (Johnson, 4-1)		27-18
May 3	Indiana State *	W, 4-3 (Headrick, 6-3)		28-18, 10-3
May 4	Indiana State *	L, 13-1 (Lindgren, 4-4)		28-19, 10-4
May 5	Indiana State *	L, 6-1 (Walker, 3-7)		28-20, 10-5
May 10	at Bradley *	W, 1-0 (Headrick, 7-3)		29-20, 11-5
May 11	at Bradley *	W, 14-1 (Walker, 4-7)		30-20, 12-5
May 12	at Bradley *	L, 7-2 (Wicklund, 4-3)		30-21, 12-6
May 16	Evansville *	W, 11-2 (Headrick, 8-3)		31-21, 13-6
May 17	Evansville *	L, 11-8 (Walker, 4-8)		31-22, 13-7
May 18	Evansville *	W, 11-4 (Lindgren, 5-4)		32-22, 14-7

#### MVC Tournament

M21-25 Normal, Ill. ESPN+

\*MVC Games; Times are CST (unless noted) and subject to change

## INDIANA STATE (36-15, 13-8 MVC)

### Rising at the Right Time

Three Sycamores are hitting above .300 over the course of 10 games in the month of May. Jake Means leads the way with a .361 average including 13 hits and eight doubles. Luke Fegen is hitting .333 with six hits and six RBI while slugging .455 while infielder Jarrod Watkins is at a .302 mark with 13 hits including three doubles.



### Home Sweet Home

Indiana State finished the regular season at 15-2 inside the friendly confines of Bob Warn Field. It marks the most wins at home since the 2015 season when ISU played 25 games at home and finished 17-8. Since 2010, ISU is 151-68 (.689) at Bob Warn Field.

### Tourney Time

Indiana State heads to Normal as the No. 3 seed in the 2019 MVC Championship and will face No. 4 Evansville in the opening round. All-time in the MVC Tournament, ISU is 69-61 with a 5-3 mark against the Aces. With the remaining three squads ISU could face following their Wednesday opener, Indiana State is 12-4 against Southern Illinois, 8-2 against Bradley and 9-3 against Illinois State.

Date	Opponent	Location	TV	Time
Feb. 15	at Jacksonville	W, 7-1 (Guerrero, 1-0)		1-0
Feb. 16	at Jacksonville	W, 13-7 (Liberatore, 1-0)		2-0
Feb. 17	at Jacksonville	W, 8-3 (Buraconak, 1-0)		3-0
Feb. 22	at UNC Wilmington	W, 1-0 (Polley, 1-0)		4-0
Feb. 23	vs Marshall	W, 4-1 (Liberatore, 2-0)		5-0
Feb. 24	vs Iona	W, 10-0 (Whitbread, 1-0)		6-0
Feb. 26	at Western Carolina	W, 8-4 (Cross, 1-0)		7-0
Feb. 27	at Western Carolina	L, 10-9 (Giles, 0-1)		7-1
Mar. 1	Austin Peay	W, 8-1 (Polley, 2-0)		8-1
Mar. 2	at Austin Peay	W, 3-2 (10) (Ward, 1-0)		9-1
Mar. 8	at Mercer	W, 12-7 (Polley, 3-0)		10-1
Mar. 9	at Mercer	W, 7-3 (Liberatore, 3-0)		11-1
Mar. 10	at Mercer	W, 9-4 (Whitbread, 2-0)		12-1
Mar. 13	Purdue	W, 4-3 (Cross, 2-0)		13-1
Mar. 15	The Citadel	W, 5-1 (Polley, 4-0)		14-1
Mar. 16	The Citadel	W, 4-2 (Liberatore, 4-0)		15-1
Mar. 17	The Citadel	W, 8-0 (Whitbread, 3-0)		16-1
Mar. 19	Indiana	L, 15-14 (Grauer, 0-1)		16-2
Mar. 22	Rutgers	W, 3-1 (Grauer, 1-1)		17-2
Mar. 23	Rutgers	W, 7-5 (Giles, 1-1)		18-2
Mar. 24	Rutgers	W, 4-3 (Whitbread, 4-0)		19-2
Mar. 26	#25 Illinois	W, 3-1 (Ridgway, 1-0)		20-2
Mar. 29	at Missouri State*	L, 6-5 (11) (Grauer, 1-2)		20-3, 0-1
Mar. 31	at Missouri State*	L, 1-0 (12) (Guerrero, 1-1)		20-4, 0-2
	at Missouri State*	W, 12-0 (Whitbread, 5-0)		21-4, 1-2
Apr. 3	at Purdue	W, 4-3 (Ward, 2-0)		22-4
Apr. 5	at Michigan State	L, 1-0 (10) (Ward, 2-1)		22-5
Apr. 6	at Michigan State	W, 2-1 (Liberatore, 5-0)		23-5
Apr. 7	at Michigan State	L, 6-0 (Whitbread, 5-1)		23-6
Apr. 9	at #25 Michigan	W, 8-7 (10) (Ward, 3-1)		24-6
Apr. 10	at #25 Michigan	L, 6-4 (Klein, 0-1)		24-7
Apr. 12	Valparaiso*	W, 13-2 (Polley, 5-0)		25-7, 2-2
Apr. 13	Valparaiso*	W, 8-0 (Liberatore, 6-0)		26-7, 3-2
	Valparaiso*	W, 11-5 (Ward, 4-1)		27-7, 4-2
Apr. 16	at #5 Vanderbilt	L, 7-1 (Guerrero, 1-2)		27-8
Apr. 20	at Evansville*	L, 6-2 (Cross, 2-1)		27-9, 4-3
Apr. 21	at Evansville*	W, 8-2 (Liberatore, 7-0)		28-9, 5-3
	at Evansville*	W, 6-4 (Grauer, 2-2)		29-9, 6-3
Apr. 26	Southern Illinois*	W, 6-3 (Polley, 6-0)		30-9, 7-3
Apr. 27	Southern Illinois*	W, 7-2 (Liberatore, 8-0)		31-9, 8-3
Apr. 28	Southern Illinois*	W, 7-4 (Ward, 5-1)		32-9, 9-3
May 1	at Illinois	L, 5-2 (Klein, 0-2)		32-10
May 3	at Illinois State*	L, 4-3 (Grauer, 2-3)		32-11, 9-4
May 4	at Illinois State*	W, 13-1 (Liberatore, 9-0)		33-11, 10-4
May 5	at Illinois State*	W, 6-1 (Whitbread, 6-1)		34-11, 11-4
May 10	at DBU*	L, 12-2 (Polley, 6-1)		34-12, 11-5
May 11	at DBU*	L, 8-1 (Liberatore, 9-1)		34-13, 11-6
May 12	at DBU*	L, 7-3 (Whitbread, 6-2)		34-14, 11-7
May 16	Bradley*	L, 9-5 (Ward, 5-2)		34-15, 11-8
May 17	Bradley*	W, 12-8 (Liberatore, 10-1)		35-15, 12-8
May 18	Bradley*	W, 10-2 (Whitbread, 7-2)		36-15, 13-8

#### MVC Tournament

M21-25 Normal, Ill. ESPN+

\*MVC Games; Times are CST (unless noted) and subject to change

## MISSOURI STATE (19-34, 10-11 MVC)

### Tournament Time

Missouri State enters the 2019 MVC Championship 55-47 all-time at the tourney, including titles in 1996, 1997, 2015 and 2018. The Bears have won at least one game in each Championship appearance since 1994, totaling all 55 of their tourney wins in their last 23 trips to the meet. Coupled with its 23-5 mark at the Mid-Continent Conference Tournament, MSU is 78-52 all-time at league meets as a Division I program. The Bears have gone a combined 15-4 in the last four MVC Championships, winning all four contests en route to the title in 2015 before going 4-0 in Dallas last spring to capture their fourth overall MVC Tourney crown.



### Rookies Crash Senior Party

Saturday's regular-season finale was supposed to be Senior Day at Hammons Field. But it was the Bears' talented class of rookies who provided the decisive push in MSU's 8-6 victory that completed a three-game sweep of Valpo. Mason Hull delivered the game-winning two-run homer in the bottom of the ninth, capping a three-RBI day for the freshman shortstop. Fellow rookie Anthony Herron Jr. started the decisive rally with a leadoff walk, and all three freshmen in the Bears starting lineup—Hull, Herron and Dakota Kotowski—logged at least one RBI in the game. Additionally, four freshman hurlers combined to strike out seven Crusaders over the first 7.2 innings.

### May Momentum

Missouri State has rallied in the month of May to continue a recent trend of success in the final month of the regular season. MSU has won six of its 10 May contests to notch its first winning month of the season. The Bears have out-homered the opposition by a 10-4 margin, while lowering their team ERA from 6.97 to 6.39. Over the last five seasons, the Bears have recorded a 55-18 (.753) overall mark in May.

Date	Opponent	Location	TV	Time
Feb. 15	vs. Nevada	L, 16-4 (Wiley, 0-1)		0-1
Feb. 16	vs. Utah	W, 6-2 (Schwab, 1-0)		1-1
Feb. 17	at Texas State	L, 10-0 (Moore, 0-1)		1-2
Feb. 22	vs. #25 Cal State Fullerton	L, 7-0 (Schwab, 1-1)		1-3
Feb. 23	at San Diego	L, 14-4 (Juenger, 0-1)		1-4
Feb. 24	vs. Fresno State	L, 3-2 (Wiley, 0-2)		1-5
Feb. 26	Central Arkansas	W, 9-7 (Witherspoon, 1-)		2-5
Feb. 27	Central Arkansas	W, 15-3 (Thomazin, 1-0)		3-5
Mar. 1	#25 UC Irvine	L, 3-2 (Schwab, 1-2)		3-6
	#25 UC Irvine	L, 4-1 (11) (Sechler, 1-1)		3-7
Mar. 8	at Arkansas State	L, 14-2 (Schwab, 1-3)		3-8
Mar. 10	at Arkansas State	L, 16-4 (Wiley, 0-3)		3-9
	at Arkansas State	L, 6-4 (Thomazin, 1-1)		3-10
Mar. 12	at Oklahoma State	L, 13-2 (Barnes, 0-1)		3-11
Mar. 13	at Oral Roberts	W, 11-2 (Lochner, 1-0)		4-11
Mar. 15	at Oklahoma	W, 11-8 (Sechler, 1-1)		5-11
Mar. 16	at Oklahoma	L, 11-2 (Thomazin, 1-2)		5-12
Mar. 17	at Oklahoma	L, 6-1 (Wiley, 0-4)		5-13
Mar. 22	at Santa Barbara	L, 7-3 (Thomazin, 1-3)		5-14
Mar. 23	at Santa Barbara	L, 5-3 (Sechler, 1-2)		5-15
Mar. 24	at Santa Barbara	L, 11-1 (Wiley, 0-5)		5-16
Mar. 26	#8 Arkansas	L, 8-2 (Juenger, 0-2)		5-17
Mar. 27	Kansas	L, 9-5 (Barnes, 0-2)		5-18
Mar. 29	Indiana State*	W, 6-5 (11) (Sechler, 2-2)		6-18, 1-0
Mar. 31	Indiana State*	W, 1-0 (12) (Juenger, 1-2)		7-18, 2-0
	Indiana State*	L, 12-0 (Cruikshank, 0-1)		7-19, 2-1
Apr. 2	at SEMO	W, 8-2 (Barnes, 1-2)		8-19
Apr. 3	at Murray State	W, 15-10 (Juenger, 2-2)		9-19
Apr. 5	at Southern Illinois*	W, 10-5 (Lochner, 2-0)		10-19, 3-1
Apr. 6	at Southern Illinois*	W, 13-4 (10) (Wiley, 1-5)		11-19, 4-1
	at Southern Illinois*	L, 4-2 (Cruikshank, 0-2)		11-20, 4-2
Apr. 9	at Kansas	L, 11-6 (Schmidt, 0-1)		11-21
Apr. 12	at Illinois State*	L, 7-1 (Lochner, 2-1)		11-22, 4-3
Apr. 13	at Illinois State*	L, 7-5 (Sechler, 2-3)		11-23, 4-4
Apr. 14	at Illinois State*	L, 5-3 (Schwab, 1-4)		11-24, 4-5
Apr. 16	#21 Missouri	L, 14-6 (Schmidt, 0-2)		11-25
Apr. 18	New Orleans	W, 8-3 (Lochner, 3-1)		12-25
Apr. 19	New Orleans	W, 6-1 (Wiley, 2-5)		13-25
Apr. 20	New Orleans	L, 20-12 (Schmidt, 0-3)		13-26
Apr. 23	at Missouri	L, 6-2 (Juenger, 2-3)		13-27
Apr. 26	Bradley*	L, 10-9 (Sechler, 2-4)		13-28, 4-6
Apr. 27	Bradley*	L, 16-9 (Juenger, 2-4)		13-29, 4-7
Apr. 28	Bradley*	L, 6-5 (Barnes, 1-3)		13-30, 4-8
May 2	DBU*	L, 6-1 (Lochner, 3-2)		13-31, 4-9
May 3	DBU*	W, 4-3 (Wiley, 3-5)		14-31, 5-9
May 4	DBU*	W, 6-0 (Schwab, 2-4)		15-31, 6-9
May 7	Wichita State	L, 9-4 (10) (Sechler, 2-5)		15-32
May 10	at Evansville*	L, 4-3 (12) (Juenger, 2-5)		15-33, 6-10
May 11	at Evansville*	W, 10-9 (Gibbs, 1-0)		16-33, 7-10
May 12	at Evansville*	L, 4-3 (Sechler, 2-6)		16-34, 7-11
May 16	Valparaiso*	W, 5-4 (Wiley, 4-5)		17-34, 8-11
May 17	Valparaiso*	W, 11-4 (Schwab, 3-4)		18-34, 9-11
May 18	Valparaiso*	W, 8-6 (Gibbs, 2-0)		19-34, 10-11

#### MVC Tournament

M21-25 Normal, Ill. ESPN+

\*MVC Games; Times are CST (unless noted) and subject to change

## SOUTHERN ILLINOIS (24-27, 5-16 MVC)

### Record Running

SIU has tied a 48-year-old school record with 139 stolen bases this year after getting five bags from Dallas Baptist this weekend. The record was first established by SIU's 1971 College World Series team. SIU came close with 131 stolen bases last year but got to the mark this year, impressively getting to the number despite only 51 regular season games, the fewest for the program since 2009. SIU ranks in the top-five nationally in stolen bases and has the fourth-most stolen bases in the nation over the last four years.



### Coming In Hot

SIU sophomore J.T. Weber comes into the MVC Tournament with an active 13-game reached base streak and six-game hitting streak. In his last five games, Weber is 12-for-20 (.600), and he has four multi-hit games in his last five games. Weber saw his average dip to .204, but his six-game hitting streak has his season average up more than 50 points to .255, which is second on the team.

### Yeager Rolling

SIU reliever Justin Yeager has not allowed a run (and just two hits) in his last six appearances, spanning 11.1 innings. Yeager, a probable MLB Draft pick this summer, has been electric this season with a 2.27 ERA over 35.2 innings. Notably, five his nine earned runs allowed came in two appearances in late April. Outside of those two appearances, Yeager has a 1.14 ERA over 20 appearances and 31.2 innings.

Date	Opponent	Location	TV	Time
Feb. 15	at Nicholls	W, 6-5 (Farmer, 1-0)		1-0
Feb. 16	at Nicholls	L, 3-2 (Steidl, 0-1)		1-1
Feb. 17	at Nicholls	L, 7-3 (Begner, 0-1)		1-2
Feb. 24	at Memphis	L, 7-2 (Harrison, 0-1)		1-3
Feb. 24	at Memphis	W, 2-1 (Givens, 1-0)		2-3
Feb. 27	at Belmont	W, 13-9 (Hiser, 1-0)		3-3
Mar. 1	Western Illinois	W, 8-1 (Harrison, 1-1)		4-3
Mar. 2	Western Illinois	W, 6-1 (Begner, 1-1)		5-3
Mar. 3	Western Illinois	W, 16-1 (Givens, 2-0)		6-3
Mar. 6	at Southeast Missouri	L, 11-9 (McDaniel, 0-1)		6-4
Mar. 8	Northern Illinois	W, 3-1 (Harrison, 2-1)		7-4
Mar. 9	Northern Illinois	L, 17-2 (Givens, 2-1)		7-5
Mar. 10	Northern Illinois	W, 8-6 (Begner, 2-1)		8-5
Mar. 12	Austin Peay	W, 3-2 (Hiser, 2-0)		9-5
Mar. 13	Southeast Missouri	W, 4-1 (Steidl, 1-1)		10-5
Mar. 15	at Illinois	L, 5-4 (Yeager, 0-1)		10-6
Mar. 16	at Illinois	L, 5-4 (McDaniel, 0-2)		10-7
Mar. 17	at Illinois	L, 14-5 (Begner, 2-2)		10-8
Mar. 19	SIUE	W, 7-6 (Yeager, 1-1)		11-8
Mar. 22	Morehead State	W, 9-8 (Givens, 3-1)		12-8
Mar. 23	Morehead State	L, 7-0 (Begner, 2-3)		12-9
Mar. 24	Morehead State	W, 5-4 (11) (Yeager, 2-1)		13-9
Mar. 26	Belmont	W, 10-4 (Steidl, 2-1)		14-9
Mar. 29	at Butler	L, 5-4 (Givens, 3-2)		14-10
Apr. 2	at Arkansas State	W, 4-3 (Hiser, 3-0)		15-10
Apr. 5	*Missouri State	L, 10-5 (Grace, 0-1)		15-11, 0-1
Apr. 6	*Missouri State	L, 13-4 (10) (Givens, 3-3)		15-12, 0-2
Apr. 9	*Missouri State	W, 4-2 (Begner, 3-3)		16-12, 1-2
Apr. 9	at Eastern Illinois	W, 9-8 (McDaniel, 1-0)		17-12
Apr. 12	*at Bradley	L, 8-0 (Givens, 3-4)		17-13, 1-3
Apr. 13	*at Bradley	L, 14-4 (Begner, 3-4)		17-14, 1-4
Apr. 13	*at Bradley	L, 7-1 (Hiser, 3-1)		17-15, 1-5
Apr. 16	at Austin Peay	L, 12-9 (McDaniel, 1-3)		17-16
Apr. 19	*Illinois State	L, 7-4 (Hiser, 3-2)		17-17, 1-6
Apr. 20	*Illinois State	L, 7-6 (Givens, 3-5)		17-18, 1-7
Apr. 21	*Illinois State	L, 8-4 (Begner, 3-5)		17-19, 1-8
Apr. 26	*at Indiana State	L, 6-3 (Hiser, 3-3)		17-20, 1-9
Apr. 27	*at Indiana State	L, 7-2 (Givens, 3-6)		17-21, 1-10
Apr. 28	*at Indiana State	L, 7-4 (Yeager, 2-2)		17-22, 1-11
Apr. 30	Illinois	W, 12-3 (Grace, 1-1)		18-22
May 1	Murray State	W, 8-3 (Begner, 4-5)		19-22
May 3	* Evansville	W, 8-6 (Hiser, 4-3)		20-22, 2-11
May 4	* Evansville	W, 5-2 (Begner, 5-5)		21-22, 3-11
May 5	* Evansville	W, 4-1 (Steidl, 3-1)		22-22, 4-11
May 10	*at Valparaiso	L, 5-4 (14) (DeSomer, 0-1)		22-23, 4-12
May 11	*at Valparaiso	L, 7-1 (Begner, 5-6)		22-24, 4-13
May 12	*at Valparaiso	L, 4-1 (Steidl, 3-2)		22-25, 4-14
May 14	Saint Louis	W, 19-8 (Harrison, 3-1)		23-25
May 16	*#23 DBU	W, 3-2 (Yeager, 3-2)		24-25, 5-14
May 17	*#23 DBU	L, 11-6 (Begner, 5-7)		24-26, 5-15
May 18	*#23 DBU	L, 12-1 (Steidl, 3-3)		24-27, 5-16

#### MVC Tournament

M21-25 Normal, Ill. ESPN+

\*MVC Games; Times are CST (unless noted) and subject to change

## VALPARAISO (14-35, 6-15 MVC)

### Familiar foe

Valpo will open the tournament against the same team it played to close out the regular season. Valpo faced a similar situation in the 2014 Horizon League Tournament in Mequon, Wis. After sweeping Youngstown State to close out the regular season, Valpo opened the Horizon League Tournament against the Penguins and lost 7-3. Valpo has hopes of being on the other end of that in 2019 by reversing its fortunes from a sweep at the paws of the Bears this past weekend.



### Friendly Confines

Valpo finished the season with an 8-6 record in games played at Emory G. Bauer Field, posting a winning home mark for the fourth time in the last five years. Since 2006, Valpo has finished with a losing record at home just twice in 14 seasons. Valpo has a 146-82 (.640) record at home since Brian Schmack joined the coaching staff in 2007.

### 200-Hit Club

Valpo second baseman Chase Dawson enters the MVC Tournament needing just one more hit to become the first Valpo player to join the 200-hit club since one more to become the first Valpo player since Spencer Mahoney (2012-2015), who finished with 216. Dawson is also six hits away from moving into a tie for 10th in program history.

Date	Opponent	Location	TV	Time
Feb. 15	at Lipscomb	L, 6-0 (Kornacker, 0-1)		0-1
Feb. 16	at Lipscomb	W, 8-6 (Tieman, 1-0)		1-1
Feb. 24	at Arkansas State	L, 7-6 (11) (Hammel, 0-1)		1-2
Feb. 24	at Arkansas State	L, 7-1 (Tieman, 1-1)		1-3
Feb. 25	at Arkansas State	L, 4-1 (Fields, 0-1)		1-4
March 1	at UNC-Wilmington	L, 10-8 (Bates, 0-1)		1-5
March 2	at UNC-Wilmington	L, 4-3 (Hammel, 0-2)		1-6
March 3	at UNC-Wilmington	W, 10-8 (Jarecki, 1-0)		2-6
March 5	at North Carolina A&T	L, 11-4 (Hammel, 0-3)		2-7
March 8	at #24 South Carolina	L, 9-2 (Kornacker, 0-2)		2-8
March 9	at #24 South Carolina	L, 3-2 (Quigley, 0-1)		2-9
March 10	at #24 South Carolina	L, 12-6 (Skidmore, 0-1)		2-10
March 12	at Tennessee Tech	L, 12-8 (Bates, 0-2)		2-11
March 15	at Northern Illinois	W, 7-6 (Rhodehouse, 1-0)		3-11
March 16	at Northern Illinois	L, 5-2 (Tieman, 1-2)		3-12
March 17	at Northern Illinois	W, 5-2 (Fields, 1-1)		4-12
March 22	Butler	L, 6-4 (Tieman, 1-3)		4-13
March 23	Butler	W, 5-2 (Fields, 2-1)		5-13
March 24	Butler	L, 9-2 (Kornacker, 0-3)		5-14
March 26	at Purdue	L, 5-1 (Fricke, 0-1)		5-15
March 27	at Ball State	L, 14-8 (Kornacker, 0-4)		5-16
March 29	at DBU*	L, 10-5 (Tieman, 1-4)		5-17, 0-1
March 30	at DBU*	L, 8-0 (Fields, 2-2)		5-18, 0-2
March 31	at DBU*	L, 6-1 (Fricke, 0-2)		5-19, 0-3
April 5	Illinois State*	L, 13-1 (Tieman, 1-5)		5-20, 0-4
April 6	Illinois State*	L, 12-6 (Fields, 2-3)		5-21, 0-5
April 6	Illinois State*	W, 4-2 (Hammel, 1-3)		6-21, 1-5
April 12	at Indiana State*	L, 13-2 (Tieman, 2-6)		6-22, 1-6
April 13	at Indiana State*	L, 8-0 (Fields, 2-4)		6-23, 1-7
April 13	at Indiana State*	L, 11-5 (Rhodehouse, 1-1)		6-24, 1-8
April 16	Western Michigan	W, 11-1 (Bates, 1-2)		7-24
April 19	at SIUE	W, 8-0 (Tieman, 2-6)		8-24
April 20	at SIUE	L, 4-3 (Rhodehouse, 1-2)		8-25
April 20	at SIUE	L, 16-6 (Fricke, 0-3)		8-26
April 23	Notre Dame	L, 4-3 (Quigley, 0-2)		8-27
April 26	Evansville*	L, 8-1 (Tieman, 2-7)		8-28, 1-9
April 27	Evansville*	W, 6-2 (Fricke, 1-3)		9-28, 2-9
April 28	Evansville*	L, 4-2 (Bates, 1-3)		9-29, 2-10
May 3	at Bradley*	L, 2-1 (Tieman, 2-8)		9-30, 2-11
May 4	at Bradley*	W, 5-2 (Fricke, 2-3)		10-30, 3-11
May 5	at Bradley*	L, 13-2 (Hammel, 1-4)		10-31, 3-12
May 8	at Michigan State	L, 9-3 (Bates, 1-4)		10-32
May 10	Southern Illinois*	W, 5-4 (14) (Rhodehouse, 2-2)		11-32, 4-12
May 11	Southern Illinois*	W, 7-1 (Fricke, 3-3)		12-32, 5-12
May 12	Southern Illinois*	W, 4-1 (Hammel, 2-4)		13-32, 6-12
May 14	Chicago State	W, 4-3 (Quigley, 1-2)		14-32
May 16	at Missouri State*	L, 5-4 (Tieman, 2-9)		14-33, 6-13
May 17	at Missouri State*	L, 11-4 (Fricke, 3-4)		14-34, 6-14
May 18	at Missouri State*	L, 8-6 (Rhodehouse, 2-3)		14-35, 6-15

#### MVC Tournament

M21-25 Normal, Ill. ESPN+

\*MVC Games; Times are CST (unless noted) and subject to change


## 2019 MISSOURI VALLEY CONFERENCE BASEBALL CHAMPIONSHIP

### MAY 21-25 • DUFFY BASS FIELD • NORMAL, ILLINOIS

Illinois State will serve as host for the 2019 Missouri Valley Conference Baseball Championship for the second time in school history, from May 21-25. The 2019 event will take place at Duffy Bass Field, which serves as the home field for the Redbirds. The ballpark features a gated complex with seating for over 1,000 spectators, concessions, restrooms, team dugouts and a state-of-the-art press box, making it one of college baseball's premier Midwest venues. In 2008, the facility underwent a \$3.2 million renovation, and in 2010, a new energy efficient LED scoreboard was installed beyond the right field wall.

For the 10th consecutive season, the 2019 Missouri Valley Conference Baseball Championship will welcome all eight league members to compete for the Valley's automatic berth to the NCAA Tournament. The format for the 2019 event will be different as the bottom four seeds (5, 6, 7 & 8) will face off in a single elimination round on Tuesday, May 21. The two winners will advance into a six-team double-elimination format May 22-25.

Games are played at 2 and 7 pm on Tuesday and 11 am, 3 pm and 7 pm each of the next three days. Saturday will feature the championship game at 2 pm and the "if necessary" game would follow at 7 pm. All times are listed as Central Time (CT). Every game during the four-day event will be available live on an ESPN digital network (ESPN3 or ESPN+).



#### All-Time MVC Tournament Head-to-Head Results

(Read from top down for results)

	BU	DBU	UE	ILS	INS	MSU	SIU	VALPO
<b>BU</b>	–	4-1	2-4	4-4	7-2	9-5	9-2	0-1
<b>DBU</b>	1-4	–	0-2	0-4	1-3	2-3	0-1	1-1
<b>UE</b>	4-2	2-0	–	5-2	5-3	7-7	5-5	0-0
<b>ILS</b>	4-4	4-0	2-5	–	10-3	4-5	3-4	0-0
<b>INS</b>	2-7	3-1	3-5	3-10	–	8-6	4-12	0-0
<b>MSU</b>	5-9	3-2	7-7	5-4	6-8	–	5-9	0-0
<b>SIU</b>	2-9	1-0	5-5	4-3	12-4	9-5	–	0-0
<b>VALPO</b>	1-0	1-1	0-0	0-0	0-0	0-0	0-0	–
<i>Former MVC Teams</i>	34-41	0-0	7-11	7-18	28-38	16-16	30-32	0-0
<b>Totals</b>	<b>53-76</b>	<b>18-5</b>	<b>26-39</b>	<b>28-45</b>	<b>69-61</b>	<b>55-47</b>	<b>56-65</b>	<b>1-2</b>

### Missouri Valley Conference Tournament Records

#### Individual Hitting/Game

<b>At-Bats</b>	8.....Aaron Pembroke (UE) vs. SIU, 1996
<b>Runs Scored</b>	5.....Ryan Barrett (UE) vs. SIU, 1996
	5.....Mike Zywica (UE) vs. SIU, 1996
	5.....Travis Wyckoff (WSU) vs. UNI, 1996
<b>Hits</b>	7.....Ryan Barrett (UE) vs. SIU, 1996
<b>Doubles</b>	4.....Ryan Barrett (UE) vs. SIU, 1996
<b>Triples</b>	2.....Preston Williams (INS) vs. NMSU, 1977
	2.....Pat Dumouchelle (INS) vs. BU, 1979
<b>Home Runs</b>	3.....Brad Kennedy (MSU) vs. UE, 1996
	3.....Drew Moffitt (WSU) vs. MSU, 2004
	3.....Matt Duce (DBU) vs. SIU, 2016
<b>Runs Batted In</b>	10.....Drew Moffitt (WSU) vs. MSU, 2004
<b>Walks</b>	5.....Brian Deal (UE) vs. SIU, 1996
<b>Strikeouts</b>	4.....Pat Mooney (CU) vs. SIU, 1989
	4.....J.J. Gottsch (CU) vs. SIU, 1989
	4.....Andy Schofield (ILS) vs. SIU, 1994
	4.....Eric Absher (WSU) vs. SIU, 2000
	4.....Willie Durazo (UNI) vs. Indiana State, 2001
	4.....Tim Gradoville (CU) vs. UNI, 2002
	4.....Ryan Fitzgerald (CU) vs. Indiana State, 2002
	4.....Evan Gruener (BU) vs. WSU, 2016

#### Individual Pitching/Game

<b>Innings Pitched</b>	14.....Bob Craft (SLU) vs. NMSU, 1972
<b>Strikeouts</b>	15.....Bryan Oelkers (WSU) vs. Indiana St., 1982
<b>Walks</b>	10.....Terry Hayes (WSU) vs. SIU, 1981
	10.....Keola Delatori (ILS) vs. UE, 1997
<b>Wild Pitches</b>	4.....John Sanders (SLU) vs. Memphis State, 1973
	4.....Scott Ellrich (INS) vs. BU, 1990
<b>No-Hitters</b>	Brandon Koenigstein (CU)
	.....vs. Wichita State, 2009 (CU, 11-0)
<b>One-Hitters</b>	Rick Keeton (SIU)
	.....vs. Tulsa, 1977 (SIU, 6-0)
	Matt Palmer/Andrew Jefferson (MSU)
	.....vs. Wichita State, 2002 (WSU, 3-0)

#### Individual Fielding/Game

<b>Putouts</b>	19.....Mason Snyder (ILS) vs. Southern Illinois, 2015
	16.....Wes Davis (UE) vs. Illinois State, 2001
	16.....Brad Canada (BU) vs. Indiana State, 2005
<b>Assists</b>	10.....Wes Carroll (UE) vs. Illinois State, 2001
<b>Errors</b>	3.....Several Players

#### Team Hitting/Game

<b>At-Bats</b>	55.....Illinois State vs. SIU, 1994
<b>Runs Scored</b>	29.....Evansville vs. SIU, 1996
<b>Hits</b>	29.....Evansville vs. SIU, 1996
<b>Doubles</b>	8.....Evansville vs. SIU, 1996
<b>Triples</b>	4.....Indiana State vs. Bradley, 1978
<b>Home Runs</b>	8.....Missouri State vs. Evansville, 1996
<b>Runs Batted In</b>	26.....Missouri State vs. Evansville, 1996
<b>Stolen Bases</b>	8.....New Mexico St. vs. Creighton, 1978
	8.....Evansville vs. Missouri State, 1998
<b>Runners Left On Base</b>	19.....Southern Illinois vs. Evansville, 2018
<b>Runs in an Inning</b>	11.....Southern Illinois vs. Louisville, 1975
	11.....Missouri State vs. Southern Illinois, 2010
<b>Longest Game (Innings)</b>	14.....New Mexico St. vs. Saint Louis, 1972

#### Team Fielding/Game

<b>Assists</b>	20.....Bradley vs. Indiana State, 2005
<b>Errors</b>	7.....Indiana St. vs. Creighton, 1978
<b>Double Plays</b>	6.....Creighton vs. Missouri State, 1995

### MVC TOURNAMENT YEAR-BY-YEAR RESULTS

#### DIVISIONAL PLAYOFFS (1949-52, 58-59, 65-70)

##### 1949

*Oklahoma A&M, Host*  
Oklahoma A&M 14, Bradley 4  
Oklahoma A&M 9, Bradley 8

##### 1950

*Bradley, Host*  
Bradley 9, Oklahoma A&M 3  
Oklahoma A&M 8, Bradley 4  
Bradley 2, Oklahoma A&M 1

##### 1951

*Tulsa, Host*  
Houston 9, Bradley 8 (11)  
Houston 11, Bradley 2

##### 1952

*Oklahoma A&M, Host*  
Saint Louis 3, Houston 0  
Saint Louis 4, Houston 2

#### NO TOURNAMENT - (1953-57)

##### 1958

*Houston, Host*  
Cincinnati 5, Houston 3  
Houston 4, Cincinnati 1  
Cincinnati 3, Houston 1

##### 1959

*Bradley, Host*  
Houston 2, Bradley 1 (10)  
Bradley 10, Houston 8  
Bradley 6, Houston 6

##### 1960

*Houston, Host*  
Houston 5, Cincinnati 2  
(All other games cancelled due to rain)

##### 1961

*Cincinnati, Host*  
Cincinnati 1, Tulsa 0  
Cincinnati 2, Tulsa 0

##### 1962

*Bradley/St. Louis, Host*  
Saint Louis 4, Drake 2  
Saint Louis 3, Cincinnati 2  
Bradley 5, Tulsa 4  
Bradley 8, Saint Louis 2

##### 1963

*St. Louis, Host*  
Cincinnati 5, Drake 0  
Tulsa 16, Louisville 4  
Cincinnati 5, Bradley 4  
Saint Louis 7, Tulsa 0  
Drake 5, Tulsa 4  
Bradley 6, Louisville 4  
Bradley 5, Drake 3  
Saint Louis 2, Cincinnati 1  
Bradley 6, Cincinnati 5  
Saint Louis 5, Bradley 3

##### 1964

*Louisville, Host*  
Bradley 16, Tulsa 4  
Saint Louis 6, Cincinnati 5 (12)  
Drake 8, Wichita 5  
Saint Louis 9, Bradley 2  
Louisville 8, Drake 7  
Saint Louis 6, Louisville 5

##### 1965

*St. Louis, Host*  
Saint Louis 4, Cincinnati 3 (10)  
Saint Louis 6, Cincinnati 0

##### 1966

*St. Louis, Host*  
Saint Louis 7, Wichita State 0  
Saint Louis 7, Wichita State 4

##### 1967

*St. Louis, Host*  
Saint Louis 4, Cincinnati 0  
Cincinnati 2, Saint Louis 0  
Cincinnati 8, Saint Louis 7

##### 1968

*Bradley, Host*  
Bradley 2, Tulsa 0  
Bradley 2, Tulsa 1

##### 1969

*Tulsa, Host*  
Cincinnati 3, Tulsa 2  
Tulsa 11, Cincinnati 0  
Tulsa 10, Cincinnati 9

##### 1970

*Cincinnati, Host*  
Tulsa 5, Cincinnati 1  
Tulsa 2, Cincinnati 1

##### 1971

*Tulsa, Host*  
Tulsa 10, New Mexico State 2  
West Texas State 2, Memphis St. 1  
Bradley 6, Drake 5  
Louisville 5, Saint Louis 1  
Tulsa 6, West Texas State 1  
Bradley 10, Louisville 4  
Saint Louis 5, Drake 0  
Memphis State 7, New Mexico St. 3  
Saint Louis 5, Louisville 2  
Memphis State 7, West Texas St. 3  
Bradley 2, Tulsa 1  
Memphis State 4, Saint Louis 2  
Tulsa 5, Memphis State 2  
Tulsa 7, Bradley 0  
Tulsa 3, Bradley 0

##### 1972

*Tulsa, Host*  
Tulsa 11, Louisville 1  
Saint Louis 4, New Mexico State 3 (14)  
West Texas State 4, Bradley 0  
Memphis State 11, Drake 0  
Tulsa 12, Saint Louis 10  
Memphis St. def. West Texas St.  
New Mexico State 1, Louisville 0  
Bradley 6, Drake 2  
Bradley 10, Saint Louis 4  
Bradley 4, West Texas State 0  
Tulsa 10, Memphis State 1  
Bradley 4, Memphis State 3  
Tulsa 4, Bradley 0

##### 1973

*Memphis State, Host*  
Tulsa 12, Saint Louis 7  
Bradley 12, Memphis State 5  
New Mexico State 5, Drake 0  
Tulsa 4, Bradley 2  
Louisville 7, New Mexico State 1  
Memphis State 7, Saint Louis 6  
Bradley 11, Drake 4  
Memphis State 9, New Mexico St. 4  
Tulsa 14, Louisville 4  
Memphis State 5, Bradley 4  
Memphis State 8, Louisville 7  
Tulsa 8, Memphis State 7

##### 1974

*Tulsa, Host*  
Drake 3, Louisville 2  
Tulsa 9, New Mexico State 0  
Drake 10, Bradley 6  
Tulsa 9, Saint Louis 3  
Louisville 7, Saint Louis 5  
Bradley 6, New Mexico State 5  
Tulsa 22, Drake 1  
Bradley 9, Louisville 6  
Drake 9, Bradley 5  
Tulsa 8, Drake 3

##### 1975

*Tulsa, Host*  
Louisville 6, New Mexico State 0  
Tulsa 15, Bradley 4  
Southern Illinois 7, Louisville 5  
New Mexico State 7, Bradley 1  
Tulsa 6, Southern Illinois 4  
Louisville 8, New Mexico State 7  
Southern Illinois 21, Louisville 1  
Tulsa 11, Southern Illinois 10

#### 1976 - NO TOURNAMENT

##### 1977

*Creighton, Host*  
Indiana State 14, New Mexico St. 2  
Southern Illinois 4, Bradley 3  
Tulsa 7, Creighton 3  
New Mexico State 4, Creighton 2  
Bradley 2, Tulsa 0  
Southern Illinois 4, Indiana State 1  
Tulsa 3, Indiana State 1  
Bradley 9, New Mexico State 0  
Southern Illinois 6, Tulsa 0  
Southern Illinois 5, Bradley 1

##### 1978

*Creighton, Host*  
Southern Ill.12, New Mexico St. 2  
Indiana State 5, Creighton 2 (10)  
Tulsa 9, Wichita State 7  
Southern Illinois 10, Bradley 4  
Tulsa 17, Indiana State 5  
Creighton 6, New Mexico State 4  
Wichita State 14, Bradley 11 (12)  
Indiana State 10, Creighton 9  
Southern Illinois 8, Tulsa 1  
Wichita State 9, Indiana State 8  
Wichita State 3, Tulsa 2  
Southern Illinois 10, Wichita State 8

##### 1979

*Wichita State, Host*  
Indiana State 10, Bradley 6  
Southern Illinois 9, Creighton 2  
Tulsa 14, New Mexico State 9  
Indiana State 10, Southern Illinois 8  
Tulsa 7, Wichita State 4  
Bradley 9, Creighton 3  
Southern Ill. 11, New Mexico St. 4  
Wichita State 20, Bradley 6  
Tulsa 16, Indiana State 6  
Southern Illinois 18, Wichita State 3  
Indiana State 4, Southern Illinois 3  
Indiana State 10, Tulsa 1  
Indiana State 9, Tulsa 8

##### 1980

*Wichita State, Host*  
Bradley 8, Tulsa 5  
Southern Ill. 24, New Mexico St. 6  
Wichita State 12, Creighton 3  
Bradley 7, Southern Illinois 5  
Wichita State 7, Indiana State 4  
New Mexico State 14, Tulsa 5  
Southern Illinois 18, Creighton 4  
Indiana State 6, New Mexico State 5  
Wichita State 18, Bradley 17  
Southern Illinois 14, Indiana State 12  
Southern Illinois 18, Bradley 5  
Wichita State 12, Southern Illinois 1

#### DIVISIONAL PLAYOFFS (1981)

##### 1981

*Wichita State, Host*  
Wichita State 23, Southern Illinois 4  
Southern Illinois 5, Wichita State 3  
Southern Illinois 3, Wichita State 0

##### 1982

*Indiana State, Host*  
Wichita State 9, Southern Illinois 6  
Indiana State 5, Creighton 2  
Wichita State 13, Indiana State 1  
Southern Illinois 7, Creighton 6  
Southern Illinois 4, Indiana State 3  
Wichita State 12, Southern Illinois 8

##### 1983

*Wichita State, Host*  
Indiana State 13, Creighton 9  
Wichita State 9, Southern Illinois 6  
Indiana State 11, Wichita State 4  
Southern Illinois 20, Creighton 6  
Southern Illinois 8, Wichita State 7  
Indiana State 5, Southern Illinois 2

##### 1984

*Southern Illinois, Host*  
Indiana State 9, Illinois State 4  
Wichita State 3, Southern Illinois 1  
Indiana State 11, Wichita State 10  
Illinois State 17, Southern Illinois 6  
Wichita State 10, Illinois State 6  
Wichita State 10, Indiana State 9  
Indiana State 7, Wichita State 3

##### 1985

*Wichita State, Host*  
Indiana State 19, Illinois State 9  
Wichita State 6, Bradley 5  
Wichita State 7, Indiana State 6  
Bradley 10, Illinois State 7  
Indiana State 14, Bradley 5  
Wichita State 5, Indiana State 2

##### 1986

*Southern Illinois, Host*  
Indiana State 4, Bradley 2  
Wichita State 6, Illinois State 1  
Southern Illinois 3, Creighton 1  
Wichita State 11, Indiana State 6  
Illinois State 13, Southern Illinois 9  
Creighton 5, Bradley 3  
Indiana State 5, Creighton 0  
Southern Illinois 7, Wichita State 3  
Indiana State 6, Illinois State 5  
Indiana State 6, Wichita State 3  
Indiana State 13, Southern Illinois 8

##### 1987

*Wichita State, Host*  
Wichita State 4, Illinois State 1  
Creighton 8, Bradley 1  
Indiana State 6, Southern Illinois 1  
Indiana State 12, Creighton 8  
Wichita State 6, Southern Illinois 4  
Bradley 5, Illinois State 2  
Creighton 8, Bradley 5  
Indiana State 11, Wichita State 10  
Wichita State 4, Creighton 1  
Wichita State 4, Indiana State 3  
Wichita State 18, Indiana State 4

##### 1988

*Wichita State, Host*  
Southern Illinois 5, Bradley 4  
Creighton 5, Illinois State 4  
Wichita State 7, Indiana State 5  
Creighton 10, Southern Illinois 5  
Wichita State 6, Bradley 3  
Indiana State 8, Illinois State 4  
Wichita State 11, Creighton 5  
Indiana State 13, Southern Illinois 5  
Creighton 3, Indiana State 1  
\*Wichita State 3, Creighton 3  
\*-Called due to rain - 8 innings.

##### 1989

*Wichita State, Host*  
Southern Illinois 7, Creighton 4  
Indiana State 6, Illinois State 2  
Wichita State 16, Southern Illinois 3  
Creighton 10, Illinois State 4  
Indiana State 4, Wichita State 1  
Southern Illinois 6, Creighton 2  
Wichita State 5, Southern Illinois 3  
Indiana State 12, Wichita State 7

##### 1990

*Wichita State, Host*  
Illinois State 1, Wichita State 0  
Southern Illinois 10, Bradley 9  
Creighton 3, Indiana State 1  
Bradley 7, Wichita State 3  
Indiana State 9, Illinois State 8  
Creighton 5, Southern Illinois 4  
Southern Illinois 6, Illinois State 1  
Indiana State 5, Bradley 3  
Southern Illinois 7, Creighton 5  
Creighton 8, Indiana State 4  
Southern Illinois 9, Creighton 8

##### 1991

*Wichita State, Host*  
Bradley 10, Missouri State 4  
Indiana State 5, Southern Illinois 4  
Creighton 10, Illinois State 1  
Southern Illinois 5, Illinois State 2  
Creighton 7, Indiana State 6  
Indiana State 4, Missouri State 2  
Wichita State 8, Bradley 1  
Southern Illinois 10, Bradley 1  
Indiana State 7, Southern Illinois 2  
Wichita State 14, Creighton 1  
Creighton 8, Indiana State 6  
Wichita State 13, Creighton 1

**1992**  
*Wichita State, Host*  
 Wichita State 12, Illinois State 0  
 Creighton 7, Bradley 1  
 Indiana State 5, Missouri State 0  
 Bradley 4, Illinois State 2  
 Wichita State 8, Missouri State 4  
 Indiana State 4, Creighton 3  
 Creighton 11, Bradley 3  
 Wichita State 11, Indiana State 1  
 Creighton 6, Indiana State 2  
 Creighton 4, Wichita State 3 (12)  
 Wichita State 5, Creighton 0  
**Tournament Champion: Wichita State**

**1993**  
*Wichita State, Host*  
 Indiana State 1, Bradley 0  
 Creighton 8, Missouri State 3  
 Wichita State 6, Illinois State 5  
 Illinois State 5, Missouri State 3  
 Creighton 10, Indiana State 9  
 Wichita State 11, Bradley 8  
 Indiana State 11, Illinois State 3  
 Wichita State 9, Creighton 7  
 Indiana State 7, Creighton 4  
 Wichita State 22, Indiana State 9  
**Tournament Champion: Wichita State**

**1994**  
*Wichita State, Host*  
 Bradley 4, Creighton 2  
 Southern Illinois 3, Missouri State 1  
 Illinois State 6, Wichita State 5  
 Wichita State 1, Missouri State 0  
 Bradley 12, Southern Illinois 2  
 Creighton 14, Illinois State 2  
 Illinois St. 9, Southern Illinois 8 (13)  
 Wichita State 8, Bradley 6  
 Illinois State 12, Bradley 4  
 Bradley 9, Wichita State 7  
 Illinois State 18, Bradley 10  
**Tournament Champion: Illinois State**

**1995**  
*Springfield, Ill.*  
 Missouri State 5, Evansville 1  
 Creighton 7, Indiana State 6  
 Wichita State 12, Bradley 6  
 Indiana State 9, Bradley 8 (10)  
 Evansville 11, Wichita State 5  
 Missouri State 7, Creighton (12)  
 Creighton 11, Wichita State 9  
 Indiana State 8, Evansville 5  
 Missouri State 3, Creighton 2  
 Indiana State 12, Missouri State 7  
 Indiana State 9, Missouri State 5  
**Tournament Champion: Indiana State**

**1996**  
*Wichita State, Host*  
 Evansville 29, Southern Illinois 10  
 Missouri State 21, Bradley 5  
 Wichita State 25, UNI 11  
 Bradley 18, UNI 3  
 Missouri State 22, Evansville 4  
 Wichita State 15, Southern Illinois 7  
 Bradley 15, Evansville 5  
 Missouri State 8, Wichita State 7  
 Bradley 18, Wichita State 11  
 Bradley 11, Missouri State 10  
 Missouri State 13, Bradley 6  
**Tournament Champion: Missouri State**

**1997**  
*Wichita State, Host*  
 Missouri State 4, Illinois State 2  
 Southern Illinois 7, UNI 3  
 Evansville 6, Wichita State 1  
 Wichita State 12, UNI 7  
 Southern Illinois 5, Missouri State 4  
 Illinois State 17, Evansville 1  
 Missouri State 13, Evansville 4  
 Wichita State 11, Illinois State 5  
 Missouri State 17, Southern Ill. 11  
 Wichita State 17, Southern Illinois 8  
 Missouri State 8, Wichita State 4  
**Tournament Champion: Missouri State**

**1998**  
*Evansville, Host*  
 Missouri State 12, Illinois State 11  
 Wichita State 6, Creighton 4  
 Indiana State 8, Evansville 5  
 Evansville 5, Creighton 2  
 Wichita State 12, Illinois State 1  
 Missouri State 16, Indiana State 6  
 Evansville 11, Indiana State 10  
 Wichita State 19, Missouri State 9  
 Evansville 11, Missouri State 10  
 Wichita State 22, Evansville 6  
**Tournament Champion: Wichita State**

**1999**  
*Wichita State, Host*  
 Creighton 12, Evansville 4

Illinois State 9, Missouri State 0  
 Wichita State 10, Bradley 6  
 Missouri State 10, Bradley 9  
 Illinois State 8, Creighton 7  
 Wichita State 13, Evansville 7  
 Creighton 11, Missouri State 2  
 Wichita State 10, Illinois State 8  
 Creighton 3, Illinois State 2 (10)  
 Wichita State 11, Creighton 2  
**Tournament Champion: Wichita State**

**2000**  
*Wichita State, Host*  
 Indiana State 15, Creighton 4  
 Missouri State 9, Evansville 4  
 Wichita State 6, Southern Illinois 4  
 Evansville 4, Southern Illinois 2  
 Indiana State 6, Missouri State 4  
 Creighton 3, Wichita State 1  
 Wichita State 7, Missouri State 3  
 Evansville 6, Creighton 1  
 Wichita State 9, Indiana State 2  
 Evansville 12, Indiana State 2  
 Wichita State 6, Evansville 4  
**Tournament Champion: Wichita State**

**2001**  
*Wichita State, Host*  
 Indiana State 6, Missouri State 4  
 UNI 4, Wichita State 3  
 Evansville 15, Illinois State 7  
 Missouri State 7, Wichita State 3  
 Indiana State 8, Illinois State 7 (10)  
 UNI 6, Evansville 4  
 UNI 6, Indiana State 5  
 Evansville 3, Missouri State 2  
 Indiana State 9, Evansville 8  
 UNI 13, Indiana State 10  
**Tournament Champion: UNI**

**2002**  
*Wichita State, Host*  
 Missouri State 14, Southern Illinois 7  
 Indiana State 9, Creighton 7  
 Wichita State 8, UNI 1  
 UNI 4, Creighton 0  
 Missouri State 11, Indiana State 5  
 Wichita State 17, Southern Illinois 1  
 Indiana State 4, UNI 1  
 Wichita State 3, Missouri State 0  
 Missouri State 5, Indiana State 2  
 Missouri State 12, Wichita St. 8 (10)  
 Wichita State 7, Missouri State 6 (11)  
**Tournament Champion: Wichita State**

**2003**  
*Wichita State, Host*  
 Missouri State 5, Creighton 1  
 Wichita State 6, Indiana State 1  
 Wichita State 8, UNI 1  
 Southern Illinois 10, UNI 6  
 Indiana State 2, Creighton 0  
 Southern Illinois 6, Wichita State 4  
 Missouri State 11, UNI 6  
 Wichita State 10, Indiana State 0  
 Southern Illinois 9, Missouri State 4  
 Wichita State 9, Missouri State 8 (11)  
 Wichita State 2, Southern Illinois 1  
 Wichita State 3, Southern Illinois 0  
**Tournament Champion: Wichita State**

**2004**  
*Missouri State, Host*  
 Evansville 8, Wichita State 5  
 Creighton 14, Indiana State 4  
 Southern Illinois 3, Missouri State 1  
 Wichita State 13, Indiana State 7  
 Missouri State 6, Evansville 2  
 Southern Illinois 6, Creighton 5  
 Evansville 6, Creighton 4  
 Wichita State 15, Missouri State 1  
 Southern Illinois 11, Evansville 1  
 Wichita State 5, Southern Illinois 1  
 Wichita State 11, Southern Illinois 3  
**Tournament Champion: Wichita State**

**2005**  
*Wichita State, Host*  
 Creighton 9, Bradley 7  
 Southern Ill. 10, Evansville 9  
 Wichita State 5, Indiana State 1  
 Indiana State 8, Bradley 7 (11)  
 Wichita State 9, Southern Illinois 0  
 Creighton 6, Evansville 0  
 Indiana State 5, Southern Illinois 4  
 Wichita State 3, Creighton 0  
 Creighton 16, Indiana State 3  
 Creighton 4, Wichita State 3  
 Wichita State 10, Creighton 3  
**Tournament Champion: Wichita State**

**2006**  
*Wichita State, Host*  
 Bradley 6, Evansville 3  
 Missouri State 7, Southern Ill. 5  
 Creighton 11, Wichita State 8  
 Evansville 10, Southern Ill. 0  
 Wichita State 8, Bradley 5

Missouri State 3, Creighton 1  
 Bradley 1, Creighton 0  
 Evansville 14, Wichita State 3  
 Missouri State 8, Bradley 3  
 Evansville 8, Missouri State 4  
 Evansville 2, Missouri State 1  
**Tournament Champion: Evansville**

**2007**  
*Missouri State, Host*  
 Missouri State 5, Wichita State 2  
 Creighton 8, Southern Illinois 5  
 Bradley 8, Evansville 4  
 Wichita State 4, Southern Illinois 2  
 Evansville 11, Missouri State 7  
 Creighton 2, Bradley 0  
 Bradley 8, Missouri State 3  
 Wichita State 12, Evansville 1  
 Creighton 17, Bradley 2  
 Wichita State 2, Creighton 1  
 Creighton 10, Wichita State 9 (12)  
**Tournament Champion: Creighton**

**2008**  
*Wichita State, Host*  
 Southern Illinois 5, UNI 3  
 Creighton 14, Bradley 2 (8)  
 UNI 9, Bradley 2  
 Missouri State 9, Creighton 5  
 Wichita State 12, Southern Illinois 0 (7)  
 Creighton 4, UNI 2  
 Wichita State 20, Missouri State 3 (7)  
 Southern Illinois 6, Creighton 5  
 Missouri State 11, Southern Illinois 6  
 Wichita State 12, Missouri State 10  
**Tournament Champion: Wichita State**

**2009**  
*Wichita State, Host*  
 Creighton 5, Southern Illinois 1  
 Missouri State 9, Illinois State 6  
 Wichita State 15, Indiana State 7  
 Missouri State 8, Southern Illinois 4  
 Illinois State 7, Indiana State 4  
 Creighton 11, Wichita State 0  
 Southern Illinois 10, Indiana State 6  
 Creighton 7, Missouri State 6 (10)  
 Wichita State 4, Illinois State 0  
 Wichita State 4, Creighton 2  
**Tournament Champion: Wichita State**

**2010**  
*Wichita State, Host*  
 Indiana State 8, Creighton 7 (10)  
 Illinois State 3, Bradley 0  
 Evansville 11, Southern Illinois 5  
 Wichita State 6, Missouri State 2  
 Creighton 6, Bradley 5 (12)  
 Missouri State 14, Southern Illinois 10  
 Illinois State 10, Indiana State 5  
 Wichita State 9, Evansville 2  
 Indiana State 9, Creighton 7  
 Evansville 7, Missouri State 2  
 Illinois State 9, Indiana State 4  
 Wichita State 6, Evansville 5  
 Illinois State 17, Wichita State 8  
**Tournament Champion: Illinois State**

**2011**  
*Creighton, Host*  
 Indiana State 5, Illinois State 2  
 Wichita State 2, Evansville 1  
 Missouri State 6, Southern Illinois 4  
 Creighton 4, Bradley 1  
 Illinois State 4, Evansville 3 (11)  
 Southern Illinois 5, Bradley 1  
 Wichita State 7, Indiana State 3  
 Missouri State 10, Creighton 3  
 Indiana State 7, Illinois State 6  
 Creighton 5, Southern Illinois 0  
 Indiana State 7, Wichita State 6  
 Creighton 6, Missouri State 5  
 Wichita State 9, Indiana State 0  
 Creighton 4, Missouri State 3 (12)  
 Creighton 3, Wichita State 1  
**Tournament Champion: Creighton**

**2012**  
*Missouri State, Host*  
 Illinois State 10, Evansville 3  
 Creighton 5, Indiana State 0  
 Southern Illinois 6, Wichita State 3  
 Bradley 5, Missouri State 3  
 Evansville 8, Indiana State 5  
 Missouri State 7, Wichita State 0  
 Creighton 11, Illinois State 5  
 Southern Illinois 9, Bradley 8 (10)  
 Illinois State 5, Evansville 4 (10)  
 Missouri State 11, Bradley 8 (13)  
 Creighton 10, Illinois State 3  
 Southern Illinois 3, Missouri State 2 (10)  
 Creighton 8, Southern Illinois 6  
**Tournament Champion: Creighton**

**2013**  
*Illinois State, Host*  
 Indiana State 4, Creighton 3  
 Southern Illinois 5, Wichita State 1  
 Missouri State 2, Evansville 1  
 Illinois State 11, Bradley 1 (8)  
 \*Wichita State 11, Creighton 4  
 Evansville 4, Bradley 3  
 Indiana State 5, Southern Illinois 0  
 Illinois State 6, Missouri State 1  
 \*Wichita State 15, Southern Illinois 0 (7)  
 Evansville 4, Missouri State 2  
 \*Wichita State 5, Indiana State 0  
 Illinois State 5, Evansville 3  
 \*Wichita State 5, Indiana State 4  
 \*Wichita State 5, Illinois State 2  
**\*No Tournament Champion**  
 \*Wins later vacated by NCAA

**2014**  
*Indiana State, Host*  
 Illinois State 6, Wichita State 0  
 Southern Illinois 9, Evansville 1  
 Dallas Baptist 3, Missouri State 2 (10)  
 Bradley 6, Indiana State 2  
 Wichita State 8, Evansville 6  
 Missouri State 9, Indiana State 1  
 Illinois State 6, Southern Illinois 1  
 Dallas Baptist 6, Bradley 5  
 Wichita State 2, Southern Illinois 1 (12)  
 Missouri State 7, Bradley 2  
 Illinois State 6, Wichita State 1  
 Missouri State 5, Dallas Baptist 3 (10)  
 Dallas Baptist 9, Missouri State 4  
 Dallas Baptist 4, Illinois State 1  
**Tournament Champion: DBU**

**2015**  
*Wichita State, Host*  
 Bradley 9, Evansville 2  
 Indiana State 2, Dallas Baptist 0  
 Missouri State 7, Southern Illinois 0  
 Wichita State 4, Illinois State 3  
 Dallas Baptist 3, Evansville 0  
 Southern Illinois 7, Illinois State 1  
 Bradley 5, Indiana State 4  
 Missouri State 8, Wichita State 1  
 Dallas Baptist 12, Indiana State 5  
 Wichita State 15, Southern Illinois 1  
 Bradley 3, Dallas Baptist 1  
 Missouri State 6, Wichita State 4  
 Missouri State 5, Bradley 2  
**Tournament Champion: Missouri State**

**2016**  
*Indiana State, Host*  
 Southern Illinois 4, Evansville 3  
 Dallas Baptist 9, Illinois State 5  
 Bradley 5, Wichita State 2  
 Missouri State 12, Indiana State 4  
 Evansville 4, Illinois State 3  
 Indiana State 7, Wichita State 1  
 Dallas Baptist 10, Southern Illinois 8  
 Bradley 10, Missouri State 0  
 Evansville 3, Southern Illinois 2  
 Missouri State 11, Indiana State 4  
 Dallas Baptist 13, Evansville 6  
 Missouri State 13, Bradley 3  
 Bradley 2, Missouri State 3  
 Missouri State 3, Dallas Baptist 4  
**Tournament Champion: DBU**

**2017**  
*Missouri State, Host*  
 Indiana State 13, Evansville 4  
 DBU 15, Bradley 9  
 Wichita State 3, Southern Illinois 1 (10)  
 Illinois State 1, Missouri State 0  
 Evansville 12, Bradley 2  
 Missouri State 13, Southern Illinois 3  
 DBU 6, Indiana State 2  
 Illinois State 7, Wichita State 4  
 Indiana State 11, Evansville 3  
 Missouri State 6, Wichita State 3  
 DBU 6, Indiana State 5  
 Missouri State 8, Illinois State 6  
 Illinois State 7, Missouri State 2  
 DBU 10, Illinois State 6  
**Tournament Champion: DBU**

**2018**  
*Dallas Baptist, Host*  
 Indiana State 9, Southern Illinois 7  
 Missouri State 10, Evansville 0  
 Bradley 14, Illinois State 2  
 Valparaiso 13, DBU 10  
 Southern Illinois 5, Evansville 4 (12)  
 DBU 10, Illinois State 6  
 Missouri State 4, Indiana State 2  
 Bradley 11, Valparaiso 9  
 Indiana State 14, Southern Illinois 12 (10)  
 DBU 7, Valparaiso 5  
 Missouri State 9, Indiana State 6  
 DBU 14, Bradley 7  
 DBU 11, Bradley 1  
 Missouri State 7, DBU 6 (10)  
**Tournament Champion: Missouri State**



Missouri Valley Conference  
MVC Overall Statistics (as of May 20, 2019)  
(All games Sorted by Batting avg)



Team	avg	g	ab	r	h	2b	3b	hr	rbi	tb	slg%	bb	hp	so	gdp	ob%	sf	sh	sb-att	po	a	e	fld%
Illinois State	.297	54	1927	347	572	112	12	44	317	840	.436	215	40	457	34	.376	18	35	63-85	1425	495	55	.972
Dallas Baptist	.285	54	1819	390	518	109	11	63	345	838	.461	267	38	423	24	.382	29	11	80-101	1407	464	51	.973
Bradley	.279	49	1640	300	458	88	15	48	275	720	.439	226	42	453	26	.376	25	42	49-67	1288	451	46	.974
Indiana State	.265	51	1709	312	453	76	9	33	277	646	.378	192	84	324	31	.363	24	32	22-33	1346	525	39	.980
Evansville	.241	51	1692	261	407	81	6	30	236	590	.349	205	85	408	24	.349	16	27	37-52	1333	430	50	.972
Missouri State	.239	53	1783	276	427	77	9	49	245	669	.375	225	51	504	23	.338	18	20	36-49	1390	467	73	.962
Valparaiso	.239	49	1624	202	388	66	11	27	182	557	.343	182	23	416	25	.322	14	20	23-37	1241	382	67	.960
Southern Illinois	.229	51	1626	270	372	69	18	29	235	564	.347	205	47	428	12	.327	32	11	139-170	1354	449	69	.963
Totals	.260	412	13820	2358	3595	678	91	323	2112	5424	.392	1717	410	3413	199	.355	176	198	449-594	1078	3663	450	.970

CI - Evansville 1, So. Illinois 1.

(All games Sorted by Earned run avg)

Team	era	w-l	g	cg	sho	sv	ip	h	r	er	bb	so	2b	3b	hr	b/avg	wp	hp	bk	sfa	sha
Bradley	3.35	31-18	49	1	4/3	15	429.1	342	200	160	200	370	78	7	19	.220	40	28	7	15	21
Indiana State	3.57	36-15	51	5	5/3	16	448.2	389	197	178	157	367	76	8	41	.237	37	19	6	16	26
Dallas Baptist	3.67	38-16	54	0	4/4	9	469.0	419	215	191	181	528	68	9	37	.238	40	44	1	13	15
Evansville	4.80	24-27	51	0	4/4	14	444.1	461	266	237	189	384	99	10	47	.267	38	48	3	16	27
Illinois State	4.87	32-22	54	2	4/3	12	475.0	478	308	257	207	441	95	6	40	.262	35	41	4	27	42
Southern Illinois	5.18	24-27	51	0	0/0	12	451.1	459	314	260	214	364	79	11	43	.261	61	50	7	18	30
Valparaiso	6.24	14-35	49	2	1/1	9	413.2	424	329	287	262	355	83	15	53	.266	65	63	4	28	26
Missouri State	6.35	19-34	53	2	2/2	6	463.1	494	382	327	267	444	111	18	40	.277	46	87	5	30	34
Totals	4.75	218-194	412	12	24/20	93	3594.2	3466	2211	1897	1677	3253	689	84	320	.254	362	380	37	163	221

PB - Evansville 18, Illinois St. 14, So. Illinois 13, Bradley 12, DBU 11, Indiana St. 11, Valpo 9, Missouri St. 2. Pickoffs - Missouri St. 17, Evansville 9, DBU 8, Illinois St. 7, Indiana St. 6, Bradley 4, So. Illinois 3, Valpo 2.

(All games Sorted by Fielding pct)

Team	c	po	a	e	fld%	dp	sba	csb	sba%	pb	ci
Indiana State	1910	1346	525	39	.980	38	46	18	.719	11	0
Bradley	1785	1288	451	46	.974	37	42	21	.667	12	0
Dallas Baptist	1922	1407	464	51	.973	36	32	16	.667	11	0
Evansville	1813	1333	430	50	.972	28	35	13	.729	18	1
Illinois State	1975	1425	495	55	.972	26	46	14	.767	14	0
Southern Illinois	1872	1354	449	69	.963	29	59	16	.787	13	1
Missouri State	1930	1390	467	73	.962	48	67	19	.779	2	0
Valparaiso	1690	1241	382	67	.960	30	65	18	.783	9	0
Totals	14897	10784	3663	450	.970	272	392	135	.744	90	2



Missouri Valley Conference  
MVC Conference statistics (as of May 20, 2019)  
(MVC games only Sorted by Batting avg)



Team	avg	g	ab	r	h	2b	3b	hr	rbi	tb	slg%	bb	hp	so	gdp	ob%	sf	sh	sb-att	po	a	e	fld%
Illinois State	.310	21	756	137	234	50	3	22	125	356	.471	71	14	182	9	.378	4	10	20-25	549	165	24	.967
Dallas Baptist	.283	21	681	151	193	42	3	22	132	307	.451	98	12	147	10	.375	16	6	36-44	531	159	21	.970
Bradley	.275	21	677	122	186	34	6	26	114	310	.458	93	26	181	11	.380	6	19	17-23	537	183	22	.970
Indiana State	.269	21	702	140	189	29	6	13	125	269	.383	85	29	120	11	.366	12	13	10-15	551	205	15	.981
Missouri State	.247	21	720	115	178	35	3	23	104	288	.400	98	16	189	9	.347	8	10	15-19	569	196	28	.965
Evansville	.235	21	698	102	164	25	4	10	92	227	.325	90	27	135	10	.341	8	17	18-21	558	176	21	.972
Valparaiso	.229	21	689	71	158	34	2	7	65	217	.315	70	7	181	8	.304	6	12	11-16	540	175	29	.961
Southern Illinois	.199	21	653	74	130	23	8	11	66	202	.309	57	17	195	7	.278	6	4	33-43	546	179	27	.964
Totals	.257	168	5576	912	1432	272	35	134	823	2176	.390	662	148	1330	75	.347	66	91	160-206	4381	1438	187	.969

(MVC games only Sorted by Earned run avg)

Team	era	w-l	g	cg	sho	sv	ip	h	r	er	bb	so	2b	3b	hr	b/avg	wp	hp	bk	sfa	sha
Dallas Baptist	3.66	14-7	21	0	1/1	2	177.0	160	82	72	72	211	24	4	14	.239	12	22	1	3	7
Indiana State	3.77	13-8	21	4	2/0	2	183.2	161	87	77	62	164	33	4	18	.240	16	14	2	8	11
Illinois State	4.48	14-7	21	1	1/1	6	183.0	169	113	91	66	186	25	2	19	.242	10	16	2	16	13
Evansville	4.50	11-10	21	0	1/1	6	186.0	190	106	93	77	161	35	6	15	.267	12	18	0	11	13
Bradley	4.83	11-10	21	1	1/0	5	179.0	162	113	96	89	139	36	4	11	.240	20	15	3	7	10
Missouri State	5.08	10-11	21	0	2/2	4	189.2	188	121	107	98	203	46	5	11	.258	22	15	1	3	13
Valparaiso	6.00	6-15	21	2	0/0	4	180.0	197	144	120	110	124	38	6	21	.284	21	20	1	11	11
Southern Illinois	6.08	5-16	21	0	0/0	4	182.0	205	146	123	88	142	35	4	25	.281	24	28	3	7	13
Totals	4.80	84-84	168	8	8/5	33	1460.1	1432	912	779	662	1330	272	35	134	.257	137	148	13	66	91

PB - Illinois St. 9, Evansville 8, DBU 6, Indiana St. 6, Bradley 5, So. Illinois 4, Valpo 3, Missouri St. 1. Pickoffs - Missouri St. 8, Evansville 7, Indiana St. 4, Valpo 2, Bradley 2, DBU 2, Illinois St. 2, So. Illinois 1.

(MVC games only Sorted by Fielding pct)

Team	c	po	a	e	fld%	dp	sba	csb	sba%	pb	ci
Indiana State	771	551	205	15	.981	13	24	5	.828	6	0
Evansville	755	558	176	21	.972	11	10	4	.714	8	0
Dallas Baptist	711	531	159	21	.970	12	8	4	.667	6	0
Bradley	742	537	183	22	.970	10	19	9	.679	5	0
Illinois State	738	549	165	24	.967	2	18	5	.783	9	0
Missouri State	793	569	196	28	.965	17	23	6	.793	1	0
Southern Illinois	752	546	179	27	.964	11	36	2	.947	4	0
Valparaiso	744	540	175	29	.961	21	22	11	.667	3	0
Totals	6006	4381	1438	187	.969	97	160	46	.777	42	0



Missouri Valley Conference  
MVC Batting Leaders (as of May 20, 2019)  
(All games)



Hitting minimums - 1 Games 2.0 AB/Game  
Pitching minimums - 1 Games 1.0 IP/Game

Batting avg		Slugging pct		On base pct	
1. Illinois State	.297	1. Dallas Baptist	.461	1. Dallas Baptist	.382
2. Dallas Baptist	.285	2. Bradley	.439	2. Illinois State	.376
3. Bradley	.279	3. Illinois State	.436	3. Bradley	.376
4. Indiana State	.265	4. Indiana State	.378	4. Indiana State	.363
5. Evansville	.241	5. Missouri State	.375	5. Evansville	.349
6. Missouri State	.239	6. Evansville	.349	6. Missouri State	.338
7. Valparaiso	.239	7. Southern Illinois	.347	7. Southern Illinois	.327
8. Southern Illinois	.229	8. Valparaiso	.343	8. Valparaiso	.322
Runs scored		Hits		Runs batted in	
1. Dallas Baptist	390	1. Illinois State	572	1. Dallas Baptist	345
2. Illinois State	347	2. Dallas Baptist	518	2. Illinois State	317
3. Indiana State	312	3. Bradley	458	3. Indiana State	277
4. Bradley	300	4. Indiana State	453	4. Bradley	275
5. Missouri State	276	5. Missouri State	427	5. Missouri State	245
6. Southern Illinois	270	6. Evansville	407	6. Evansville	236
7. Evansville	261	7. Valparaiso	388	7. Southern Illinois	235
8. Valparaiso	202	8. Southern Illinois	372	8. Valparaiso	182
Doubles		Triples		Home runs	
1. Illinois State	112	1. Southern Illinois	18	1. Dallas Baptist	63
2. Dallas Baptist	109	2. Bradley	15	2. Missouri State	49
3. Bradley	88	3. Illinois State	12	3. Bradley	48
4. Evansville	81	4. Dallas Baptist	11	4. Illinois State	44
5. Missouri State	77	Valparaiso	11	5. Indiana State	33
6. Indiana State	76	6. Missouri State	9	6. Evansville	30
7. Southern Illinois	69	Indiana State	9	7. Southern Illinois	29
8. Valparaiso	66	8. Evansville	6	8. Valparaiso	27
Total bases		Total plate appearances		At bats	
1. Illinois State	840	1. Illinois State	2235	1. Illinois State	1927
2. Dallas Baptist	838	2. Dallas Baptist	2164	2. Dallas Baptist	1819
3. Bradley	720	3. Missouri State	2097	3. Missouri State	1783
4. Missouri State	669	4. Indiana State	2041	4. Indiana State	1709
5. Indiana State	646	5. Evansville	2025	5. Evansville	1692
6. Evansville	590	6. Bradley	1975	6. Bradley	1640
7. Southern Illinois	564	7. Southern Illinois	1921	7. Southern Illinois	1626
8. Valparaiso	557	8. Valparaiso	1865	8. Valparaiso	1624
Walks		Hit by pitch		Strikeouts	
1. Dallas Baptist	267	1. Evansville	85	1. Missouri State	504
2. Bradley	226	2. Indiana State	84	2. Illinois State	457
3. Missouri State	225	3. Missouri State	51	3. Bradley	453
4. Illinois State	215	4. Southern Illinois	47	4. Southern Illinois	428
5. Southern Illinois	205	5. Bradley	42	5. Dallas Baptist	423
Evansville	205	6. Illinois State	40	6. Valparaiso	416
7. Indiana State	192	7. Dallas Baptist	38	7. Evansville	408
8. Valparaiso	182	8. Valparaiso	23	8. Indiana State	324
Sac bunts		Sac flies		Stolen bases	
1. Bradley	42	1. Southern Illinois	32	1. Southern Illinois	139
2. Illinois State	35	2. Dallas Baptist	29	2. Dallas Baptist	80
3. Indiana State	32	3. Bradley	25	3. Illinois State	63
4. Evansville	27	4. Indiana State	24	4. Bradley	49
5. Valparaiso	20	5. Illinois State	18	5. Evansville	37
Missouri State	20	Missouri State	18	6. Missouri State	36
7. Southern Illinois	11	7. Evansville	16	7. Valparaiso	23
Dallas Baptist	11	8. Valparaiso	14	8. Indiana State	22
Caught stealing		Steal attempts		Grounded into DP	
1. Southern Illinois	31	1. Southern Illinois	170	1. Illinois State	34
2. Illinois State	22	2. Dallas Baptist	101	2. Indiana State	31
3. Dallas Baptist	21	3. Illinois State	85	3. Bradley	26
4. Bradley	18	4. Bradley	67	4. Valparaiso	25
5. Evansville	15	5. Evansville	52	5. Dallas Baptist	24
6. Valparaiso	14	6. Missouri State	49	Evansville	24
7. Missouri State	13	7. Valparaiso	37	7. Missouri State	23
8. Indiana State	11	8. Indiana State	33	8. Southern Illinois	12



Missouri Valley Conference  
MVC Pitching Leaders (as of May 20, 2019)  
(All games)



Hitting minimums - 1 Games 2.0 AB/Game  
Pitching minimums - 1 Games 1.0 IP/Game

Earned run avg		Opposing bat avg		Innings pitched	
1. Bradley	3.35	1. Bradley	.220	1. Illinois State	475.0
2. Indiana State	3.57	2. Indiana State	.237	2. Dallas Baptist	469.0
3. Dallas Baptist	3.67	3. Dallas Baptist	.238	3. Missouri State	463.1
4. Evansville	4.80	4. Southern Illinois	.261	4. Southern Illinois	451.1
5. Illinois State	4.87	5. Illinois State	.262	5. Indiana State	448.2
6. Southern Illinois	5.18	6. Valparaiso	.266	6. Evansville	444.1
7. Valparaiso	6.24	7. Evansville	.267	7. Bradley	429.1
8. Missouri State	6.35	8. Missouri State	.277	8. Valparaiso	413.2
Batters struck out		Batters SO out looking		Wins	
1. Dallas Baptist	528	1. Dallas Baptist	132	1. Dallas Baptist	38
2. Missouri State	444	2. Missouri State	129	2. Indiana State	36
3. Illinois State	441	3. Illinois State	118	3. Illinois State	32
4. Evansville	384	Bradley	118	4. Bradley	31
5. Bradley	370	5. Evansville	105	5. Southern Illinois	24
6. Indiana State	367	6. Valparaiso	96	Evansville	24
7. Southern Illinois	364	7. Indiana State	92	7. Missouri State	19
8. Valparaiso	355	8. Southern Illinois	87	8. Valparaiso	14
Losses		Saves		Runners picked off	
1. Valparaiso	35	1. Indiana State	16	1. Missouri State	17
2. Missouri State	34	2. Bradley	15	2. Evansville	9
3. Evansville	27	3. Evansville	14	3. Dallas Baptist	8
Southern Illinois	27	4. Southern Illinois	12	4. Illinois State	7
5. Illinois State	22	Illinois State	12	5. Indiana State	6
6. Bradley	18	6. Dallas Baptist	9	6. Bradley	4
7. Dallas Baptist	16	Valparaiso	9	7. Southern Illinois	3
8. Indiana State	15	8. Missouri State	6	8. Valparaiso	2
Sac bunts allowed		Sac flies allowed		Hits allowed	
1. Illinois State	42	1. Missouri State	30	1. Bradley	342
2. Missouri State	34	2. Valparaiso	28	2. Indiana State	389
3. Southern Illinois	30	3. Illinois State	27	3. Dallas Baptist	419
4. Evansville	27	4. Southern Illinois	18	4. Valparaiso	424
5. Valparaiso	26	5. Indiana State	16	5. Southern Illinois	459
Indiana State	26	Evansville	16	6. Evansville	461
7. Bradley	21	7. Bradley	15	7. Illinois State	478
8. Dallas Baptist	15	8. Dallas Baptist	13	8. Missouri State	494
Runs allowed		Earned runs allowed		Walks allowed	
1. Indiana State	197	1. Bradley	160	1. Indiana State	157
2. Bradley	200	2. Indiana State	178	2. Dallas Baptist	181
3. Dallas Baptist	215	3. Dallas Baptist	191	3. Evansville	189
4. Evansville	266	4. Evansville	237	4. Bradley	200
5. Illinois State	308	5. Illinois State	257	5. Illinois State	207
6. Southern Illinois	314	6. Southern Illinois	260	6. Southern Illinois	214
7. Valparaiso	329	7. Valparaiso	287	7. Valparaiso	262
8. Missouri State	382	8. Missouri State	327	8. Missouri State	267
Doubles allowed		Triples allowed		Home runs allowed	
1. Dallas Baptist	68	1. Illinois State	6	1. Bradley	19
2. Indiana State	76	2. Bradley	7	2. Dallas Baptist	37
3. Bradley	78	3. Indiana State	8	3. Missouri State	40
4. Southern Illinois	79	4. Dallas Baptist	9	Illinois State	40
5. Valparaiso	83	5. Evansville	10	5. Indiana State	41
6. Illinois State	95	6. Southern Illinois	11	6. Southern Illinois	43
7. Evansville	99	7. Valparaiso	15	7. Evansville	47
8. Missouri State	111	8. Missouri State	18	8. Valparaiso	53
Wild pitches		Balks		Hit batters	
1. Valparaiso	65	1. Southern Illinois	7	1. Missouri State	87
2. Southern Illinois	61	Bradley	7	2. Valparaiso	63
3. Missouri State	46	3. Indiana State	6	3. Southern Illinois	50
4. Dallas Baptist	40	4. Missouri State	5	4. Evansville	48
Bradley	40	5. Illinois State	4	5. Dallas Baptist	44
6. Evansville	38	Valparaiso	4	6. Illinois State	41
7. Indiana State	37	7. Evansville	3	7. Bradley	28
8. Illinois State	35	8. Dallas Baptist	1	8. Indiana State	19

Intentional BB allowed

1. Bradley	9
Indiana State	9
3. Illinois State	7
4. Dallas Baptist	6
Missouri State	6
6. Southern Illinois	3
Evansville	3
8. Valparaiso	2



Missouri Valley Conference  
MVC Fielding Leaders (as of May 20, 2019)  
(All games)



Hitting minimums - 1 Games  
Pitching minimums - 1 Games 1.0 IP/Game

Fielding pct		Chances		Putouts	
1. Indiana State	.980	1. Illinois State	1975	1. Illinois State	1425
2. Bradley	.974	2. Missouri State	1930	2. Dallas Baptist	1407
3. Dallas Baptist	.973	3. Dallas Baptist	1922	3. Missouri State	1390
4. Evansville	.972	4. Indiana State	1910	4. Southern Illinois	1354
5. Illinois State	.972	5. Southern Illinois	1872	5. Indiana State	1346
6. Southern Illinois	.963	6. Evansville	1813	6. Evansville	1333
7. Missouri State	.962	7. Bradley	1785	7. Bradley	1288
8. Valparaiso	.960	8. Valparaiso	1690	8. Valparaiso	1241
Assists		Errors		Fielding double plays	
1. Indiana State	525	1. Missouri State	73	1. Missouri State	48
2. Illinois State	495	2. Southern Illinois	69	2. Indiana State	38
3. Missouri State	467	3. Valparaiso	67	3. Bradley	37
4. Dallas Baptist	464	4. Illinois State	55	4. Dallas Baptist	36
5. Bradley	451	5. Dallas Baptist	51	5. Valparaiso	30
6. Southern Illinois	449	6. Evansville	50	6. Southern Illinois	29
7. Evansville	430	7. Bradley	46	7. Evansville	28
8. Valparaiso	382	8. Indiana State	39	8. Illinois State	26
Stolen bases against		Caught stealing by		Steal attempts against	
1. Missouri State	67	1. Bradley	21	1. Missouri State	86
2. Valparaiso	65	2. Missouri State	19	2. Valparaiso	83
3. Southern Illinois	59	3. Indiana State	18	3. Southern Illinois	75
4. Indiana State	46	Valparaiso	18	4. Indiana State	64
Illinois State	46	5. Southern Illinois	16	5. Bradley	63
6. Bradley	42	Dallas Baptist	16	6. Illinois State	60
7. Evansville	35	7. Illinois State	14	7. Dallas Baptist	48
8. Dallas Baptist	32	8. Evansville	13	Evansville	48
Passed balls		Catchers interference			
1. Evansville	18	1. Southern Illinois	1		
2. Illinois State	14	Evansville	1		
3. Southern Illinois	13				
4. Bradley	12				
5. Indiana State	11				
Dallas Baptist	11				
7. Valparaiso	9				
8. Missouri State	2				



Missouri Valley Conference  
MVC Batting Leaders (as of May 20, 2019)  
(MVC games only)



Hitting minimums - 1 Games 2.0 AB/Game  
Pitching minimums - 1 Games 1.0 IP/Game

Batting avg		Slugging pct		On base pct	
1. Illinois State	.310	1. Illinois State	.471	1. Bradley	.380
2. Dallas Baptist	.283	2. Bradley	.458	2. Illinois State	.378
3. Bradley	.275	3. Dallas Baptist	.451	3. Dallas Baptist	.375
4. Indiana State	.269	4. Missouri State	.400	4. Indiana State	.366
5. Missouri State	.247	5. Indiana State	.383	5. Missouri State	.347
6. Evansville	.235	6. Evansville	.325	6. Evansville	.341
7. Valparaiso	.229	7. Valparaiso	.315	7. Valparaiso	.304
8. Southern Illinois	.199	8. Southern Illinois	.309	8. Southern Illinois	.278
Runs scored		Hits		Runs batted in	
1. Dallas Baptist	151	1. Illinois State	234	1. Dallas Baptist	132
2. Indiana State	140	2. Dallas Baptist	193	2. Indiana State	125
3. Illinois State	137	3. Indiana State	189	Illinois State	125
4. Bradley	122	4. Bradley	186	4. Bradley	114
5. Missouri State	115	5. Missouri State	178	5. Missouri State	104
6. Evansville	102	6. Evansville	164	6. Evansville	92
7. Southern Illinois	74	7. Valparaiso	158	7. Southern Illinois	66
8. Valparaiso	71	8. Southern Illinois	130	8. Valparaiso	65
Doubles		Triples		Home runs	
1. Illinois State	50	1. Southern Illinois	8	1. Bradley	26
2. Dallas Baptist	42	2. Indiana State	6	2. Missouri State	23
3. Missouri State	35	Bradley	6	3. Illinois State	22
4. Bradley	34	4. Evansville	4	Dallas Baptist	22
Valparaiso	34	5. Missouri State	3	5. Indiana State	13
6. Indiana State	29	Dallas Baptist	3	6. Southern Illinois	11
7. Evansville	25	Illinois State	3	7. Evansville	10
8. Southern Illinois	23	8. Valparaiso	2	8. Valparaiso	7
Total bases		Total plate appearances		At bats	
1. Illinois State	356	1. Illinois State	855	1. Illinois State	756
2. Bradley	310	2. Missouri State	852	2. Missouri State	720
3. Dallas Baptist	307	3. Indiana State	841	3. Indiana State	702
4. Missouri State	288	4. Evansville	840	4. Evansville	698
5. Indiana State	269	5. Bradley	821	5. Valparaiso	689
6. Evansville	227	6. Dallas Baptist	813	6. Dallas Baptist	681
7. Valparaiso	217	7. Valparaiso	784	7. Bradley	677
8. Southern Illinois	202	8. Southern Illinois	737	8. Southern Illinois	653
Walks		Hit by pitch		Strikeouts	
1. Dallas Baptist	98	1. Indiana State	29	1. Southern Illinois	195
Missouri State	98	2. Evansville	27	2. Missouri State	189
3. Bradley	93	3. Bradley	26	3. Illinois State	182
4. Evansville	90	4. Southern Illinois	17	4. Bradley	181
5. Indiana State	85	5. Missouri State	16	Valparaiso	181
6. Illinois State	71	6. Illinois State	14	6. Dallas Baptist	147
7. Valparaiso	70	7. Dallas Baptist	12	7. Evansville	135
8. Southern Illinois	57	8. Valparaiso	7	8. Indiana State	120
Sac bunts		Sac flies		Stolen bases	
1. Bradley	19	1. Dallas Baptist	16	1. Dallas Baptist	36
2. Evansville	17	2. Indiana State	12	2. Southern Illinois	33
3. Indiana State	13	3. Missouri State	8	3. Illinois State	20
4. Valparaiso	12	Evansville	8	4. Evansville	18
5. Illinois State	10	5. Southern Illinois	6	5. Bradley	17
Missouri State	10	Valparaiso	6	6. Missouri State	15
7. Dallas Baptist	6	Bradley	6	7. Valparaiso	11
8. Southern Illinois	4	8. Illinois State	4	8. Indiana State	10
Caught stealing		Steal attempts		Grounded into DP	
1. Southern Illinois	10	1. Dallas Baptist	44	1. Bradley	11
2. Dallas Baptist	8	2. Southern Illinois	43	Indiana State	11
3. Bradley	6	3. Illinois State	25	3. Evansville	10
4. Illinois State	5	4. Bradley	23	Dallas Baptist	10
Valparaiso	5	5. Evansville	21	5. Illinois State	9
Indiana State	5	6. Missouri State	19	Missouri State	9
7. Missouri State	4	7. Valparaiso	16	7. Valparaiso	8
8. Evansville	3	8. Indiana State	15	8. Southern Illinois	7



Missouri Valley Conference  
MVC Pitching Leaders (as of May 20, 2019)  
(MVC games only)



Hitting minimums - 1 Games 2.0 AB/Game  
Pitching minimums - 1 Games 1.0 IP/Game

<b>Earned run avg</b>		<b>Opposing bat avg</b>		<b>Innings pitched</b>	
1. Dallas Baptist	3.66	1. Dallas Baptist	.239	1. Missouri State	189.2
2. Indiana State	3.77	2. Indiana State	.240	2. Evansville	186.0
3. Illinois State	4.48	3. Bradley	.240	3. Indiana State	183.2
4. Evansville	4.50	4. Illinois State	.242	4. Illinois State	183.0
5. Bradley	4.83	5. Missouri State	.258	5. Southern Illinois	182.0
6. Missouri State	5.08	6. Evansville	.267	6. Valparaiso	180.0
7. Valparaiso	6.00	7. Southern Illinois	.281	7. Bradley	179.0
8. Southern Illinois	6.08	8. Valparaiso	.284	8. Dallas Baptist	177.0
<b>Batters struck out</b>		<b>Batters SO out looking</b>		<b>Wins</b>	
1. Dallas Baptist	211	1. Missouri State	55	1. Illinois State	14
2. Missouri State	203	2. Dallas Baptist	50	Dallas Baptist	14
3. Illinois State	186	3. Bradley	43	3. Indiana State	13
4. Indiana State	164	4. Illinois State	41	4. Bradley	11
5. Evansville	161	5. Indiana State	39	Evansville	11
6. Southern Illinois	142	6. Valparaiso	37	6. Missouri State	10
7. Bradley	139	Evansville	37	7. Valparaiso	6
8. Valparaiso	124	8. Southern Illinois	34	8. Southern Illinois	5
<b>Losses</b>		<b>Saves</b>		<b>Runners picked off</b>	
1. Southern Illinois	16	1. Illinois State	6	1. Missouri State	8
2. Valparaiso	15	Evansville	6	2. Evansville	7
3. Missouri State	11	3. Bradley	5	3. Indiana State	4
4. Bradley	10	4. Valparaiso	4	4. Dallas Baptist	2
Evansville	10	Southern Illinois	4	Valparaiso	2
6. Indiana State	8	Missouri State	4	Bradley	2
7. Dallas Baptist	7	7. Dallas Baptist	2	Illinois State	2
Illinois State	7	Indiana State	2	8. Southern Illinois	1
<b>Sac bunts allowed</b>		<b>Sac flies allowed</b>		<b>Hits allowed</b>	
1. Missouri State	13	1. Illinois State	16	1. Dallas Baptist	160
Evansville	13	2. Evansville	11	2. Indiana State	161
Illinois State	13	Valparaiso	11	3. Bradley	162
Southern Illinois	13	4. Indiana State	8	4. Illinois State	169
5. Valparaiso	11	5. Bradley	7	5. Missouri State	188
Indiana State	11	Southern Illinois	7	6. Evansville	190
7. Bradley	10	7. Dallas Baptist	3	7. Valparaiso	197
8. Dallas Baptist	7	Missouri State	3	8. Southern Illinois	205
<b>Runs allowed</b>		<b>Earned runs allowed</b>		<b>Walks allowed</b>	
1. Dallas Baptist	82	1. Dallas Baptist	72	1. Indiana State	62
2. Indiana State	87	2. Indiana State	77	2. Illinois State	66
3. Evansville	106	3. Illinois State	91	3. Dallas Baptist	72
4. Illinois State	113	4. Evansville	93	4. Evansville	77
Bradley	113	5. Bradley	96	5. Southern Illinois	88
6. Missouri State	121	6. Missouri State	107	6. Bradley	89
7. Valparaiso	144	7. Valparaiso	120	7. Missouri State	98
8. Southern Illinois	146	8. Southern Illinois	123	8. Valparaiso	110
<b>Doubles allowed</b>		<b>Triples allowed</b>		<b>Home runs allowed</b>	
1. Dallas Baptist	24	1. Illinois State	2	1. Missouri State	11
2. Illinois State	25	2. Indiana State	4	Bradley	11
3. Indiana State	33	Bradley	4	3. Dallas Baptist	14
4. Evansville	35	Southern Illinois	4	4. Evansville	15
Southern Illinois	35	Dallas Baptist	4	5. Indiana State	18
6. Bradley	36	6. Missouri State	5	6. Illinois State	19
7. Valparaiso	38	7. Evansville	6	7. Valparaiso	21
8. Missouri State	46	Valparaiso	6	8. Southern Illinois	25
<b>Wild pitches</b>		<b>Balks</b>		<b>Hit batters</b>	
1. Southern Illinois	24	1. Bradley	3	1. Southern Illinois	28
2. Missouri State	22	Southern Illinois	3	2. Dallas Baptist	22
3. Valparaiso	21	3. Illinois State	2	3. Valparaiso	20
4. Bradley	20	Indiana State	2	4. Evansville	18
5. Indiana State	16	5. Valparaiso	1	5. Illinois State	16
6. Evansville	12	Missouri State	1	6. Missouri State	15
Dallas Baptist	12	Dallas Baptist	1	Bradley	15
8. Illinois State	10			8. Indiana State	14

Intentional BB allowed

1. Indiana State	6
2. Missouri State	3
Dallas Baptist	3
4. Bradley	2
5. Evansville	1
Illinois State	1
Southern Illinois	1



Missouri Valley Conference  
MVC Fielding Leaders (as of May 20, 2019)  
(MVC games only)



Hitting minimums - 1 Games  
Pitching minimums - 1 Games 1.0 IP/Game

Fielding pct		Chances		Putouts	
1. Indiana State	.981	1. Missouri State	793	1. Missouri State	569
2. Evansville	.972	2. Indiana State	771	2. Evansville	558
3. Dallas Baptist	.970	3. Evansville	755	3. Indiana State	551
4. Bradley	.970	4. Southern Illinois	752	4. Illinois State	549
5. Illinois State	.967	5. Valparaiso	744	5. Southern Illinois	546
6. Missouri State	.965	6. Bradley	742	6. Valparaiso	540
7. Southern Illinois	.964	7. Illinois State	738	7. Bradley	537
8. Valparaiso	.961	8. Dallas Baptist	711	8. Dallas Baptist	531
Assists		Errors		Fielding double plays	
1. Indiana State	205	1. Valparaiso	29	1. Valparaiso	21
2. Missouri State	196	2. Missouri State	28	2. Missouri State	17
3. Bradley	183	3. Southern Illinois	27	3. Indiana State	13
4. Southern Illinois	179	4. Illinois State	24	4. Dallas Baptist	12
5. Evansville	176	5. Bradley	22	5. Southern Illinois	11
6. Valparaiso	175	6. Evansville	21	Evansville	11
7. Illinois State	165	Dallas Baptist	21	7. Bradley	10
8. Dallas Baptist	159	8. Indiana State	15	8. Illinois State	2
Stolen bases against		Caught stealing by		Steal attempts against	
1. Southern Illinois	36	1. Valparaiso	11	1. Southern Illinois	38
2. Indiana State	24	2. Bradley	9	2. Valparaiso	33
3. Missouri State	23	3. Missouri State	6	3. Missouri State	29
4. Valparaiso	22	4. Illinois State	5	Indiana State	29
5. Bradley	19	Indiana State	5	5. Bradley	28
6. Illinois State	18	6. Evansville	4	6. Illinois State	23
7. Evansville	10	Dallas Baptist	4	7. Evansville	14
8. Dallas Baptist	8	8. Southern Illinois	2	8. Dallas Baptist	12
Passed balls		Catchers interference			
1. Illinois State	9				
2. Evansville	8				
3. Indiana State	6				
Dallas Baptist	6				
5. Bradley	5				
6. Southern Illinois	4				
7. Valparaiso	3				
8. Missouri State	1				



Missouri Valley Conference  
MVC Batting Leaders (as of May 20, 2019)  
(All games)



Hitting minimums - 1 Games 2.0 AB/Game  
Pitching minimums - 1 Games 1.0 IP/Game

Batting avg		Slugging pct		On base pct	
1. Aeilts, Joe-ILS	.353	1. Ball, Bryce-DBU	.640	1. Bolt, Dan-BRAD	.459
2. Bandy, Luke-DBU	.350	2. Bolt, Dan-BRAD	.606	2. Bandy, Luke-DBU	.443
3. Shadid, Luke-BRAD	.348	3. Kotowski, D.-MSU	.578	3. Ball, Bryce-DBU	.435
4. Bolt, Dan-BRAD	.333	4. Shadid, Luke-BRAD	.574	4. Libman, Jordan-ILS	.429
5. Dawson, Chase-VALPO	.331	5. Aeilts, Joe-ILS	.554	5. Shadid, Luke-BRAD	.426
6. Butler, Joe-ILS	.324	6. Billinger, Blake-VALPO	.545	6. Glowenke, Jimmy-DBU	.426
7. Ball, Bryce-DBU	.320	7. Rave, John-ILS	.527	7. Rice, Keaton-BRAD	.425
8. Glowenke, Jimmy-DBU	.318	8. Bandy, Luke-DBU	.521	8. Means, Jake-INS	.416
9. Reeder, Nate-UE	.316	9. Dawson, Chase-VALPO	.518	9. Reeder, Nate-UE	.414
10. Butler, Jack-ILS	.311	10. Glenn, Jackson-DBU	.479	10. Aeilts, Joe-ILS	.410
11. Rave, John-ILS	.310	11. Peterson, Gunner-ILS	.479	11. Billinger, Blake-VALPO	.410
12. Glenn, Jackson-DBU	.309	12. Iser, Herbert-DBU	.473	12. Dawson, Chase-VALPO	.398
13. Billinger, Blake-VALPO	.307	13. Shadid, Andy-BRAD	.471	13. Dungan, Clay-INS	.395
14. Libman, Jordan-ILS	.306	14. Dungan, Clay-INS	.468	14. Komonsky, Ben-UE	.393
15. Watkins, Jarrod-INS	.305	15. Lyon, Alex-SIU	.466	15. Rave, John-ILS	.392
Runs scored		Hits		Runs batted in	
1. Rave, John-ILS	52	1. Aeilts, Joe-ILS	79	1. Ball, Bryce-DBU	52
2. Isaacson, Augie-DBU	51	2. Rave, John-ILS	74	2. Glenn, Jackson-DBU	50
3. Shadid, Luke-BRAD	48	3. Butler, Joe-ILS	71	3. Rave, John-ILS	44
Ball, Bryce-DBU	48	Shadid, Luke-BRAD	71	4. Aeilts, Joe-ILS	43
5. Vasic, Nikola-SIU	47	5. Parola, Derek-ILS	67	5. Shadid, Andy-BRAD	42
6. Jones, Blayne-DBU	46	Glenn, Jackson-DBU	67	6. Shadid, Luke-BRAD	41
7. Aeilts, Joe-ILS	45	Glowenke, Jimmy-DBU	67	Sandmann, Evan-DBU	41
8. Glowenke, Jimmy-DBU	44	8. Libman, Jordan-ILS	63	8. Bolt, Dan-BRAD	40
Bolt, Dan-BRAD	44	Ball, Bryce-DBU	63	9. Billinger, Blake-VALPO	39
Dungan, Clay-INS	44	10. Watkins, Jarrod-INS	60	10. Reeder, Nate-UE	37
11. Beilsmith, Troy-UE	41	11. Reeder, Nate-UE	59	Glowenke, Jimmy-DBU	37
12. Garon, Jean-Francois-BRAD	40	12. Dungan, Clay-INS	58	Parola, Derek-ILS	37
13. Dawson, Chase-VALPO	39	13. Dougherty, Brendan-BRAD	57	15. Walters, Ian-SIU	36
Butler, Joe-ILS	39	Bandy, Luke-DBU	57	Butler, Joe-ILS	36
15. 3 tied at.....	38	15. Enriquez, Roby-INS	56	15. 2 tied at.....	34
Doubles		Triples		Home runs	
1. Glenn, Jackson-DBU	17	1. Dougherty, Brendan-BRAD	5	1. Ball, Bryce-DBU	17
2. Glowenke, Jimmy-DBU	15	Dawson, Chase-VALPO	5	2. Kotowski, D.-MSU	11
3. Craig, Tanner-UE	14	3. Vasic, Nikola-SIU	4	Rave, John-ILS	11
Aeilts, Joe-ILS	14	4. Dungan, Clay-INS	3	Bolt, Dan-BRAD	11
Sandmann, Evan-DBU	14	Rave, John-ILS	3	5. Shadid, Luke-BRAD	10
6. Rave, John-ILS	13	Sandmann, Evan-DBU	3	6. Billinger, Blake-VALPO	9
Butler, Joe-ILS	13	Privitera, J.-MSU	3	Aeilts, Joe-ILS	9
Butler, Jack-ILS	13	Hays, Tyson-ILS	3	8. Shaikin, Sam-VALPO	8
Billinger, Blake-VALPO	13	LaRue, Will-SIU	3	Shadid, Andy-BRAD	8
10. Ball, Bryce-DBU	12	10. 19 tied at.....	2	10. Beilsmith, Troy-UE	7
Lyon, Alex-SIU	12			Polak, J.-MSU	7
Shadid, Luke-BRAD	12			Whetstone, B.-MSU	7
Shadid, Andy-BRAD	12			Dungan, Clay-INS	7
Rice, Keaton-BRAD	12			14. 7 tied at.....	6
15. 8 tied at.....	11				
Total bases		Walks		Hit by pitch	
1. Rave, John-ILS	126	1. Libman, Jordan-ILS	44	1. Reeder, Nate-UE	15
Ball, Bryce-DBU	126	Ball, Bryce-DBU	44	Komonsky, Ben-UE	15
3. Aeilts, Joe-ILS	124	3. Rice, Keaton-BRAD	40	Beilsmith, Troy-UE	15
4. Shadid, Luke-BRAD	117	4. Vasic, Nikola-SIU	37	4. Means, Jake-INS	14
5. Glenn, Jackson-DBU	104	5. Jones, Blayne-DBU	36	5. Troyer, Sam-UE	13
6. Bolt, Dan-BRAD	100	6. Bolt, Dan-BRAD	35	Glowenke, Jimmy-DBU	13
7. Glowenke, Jimmy-DBU	97	7. Shepherd, Craig-UE	32	Enriquez, Roby-INS	13
Butler, Joe-ILS	97	8. Dungan, Clay-INS	30	Jones, Matthew-UE	13
9. Billinger, Blake-VALPO	96	9. Duffy, J.-MSU	29	9. Wright, Max-INS	12
10. Dungan, Clay-INS	94	Billinger, Blake-VALPO	29	Walters, Ian-SIU	12
11. Parola, Derek-ILS	92	Glowenke, Jimmy-DBU	29	11. Geha, L.-MSU	10
12. Shadid, Andy-BRAD	89	Glenn, Jackson-DBU	29	12. Whetstone, B.-MSU	9
13. Sandmann, Evan-DBU	87	13. Komonsky, Ben-UE	28	Rice, Keaton-BRAD	9
14. Dawson, Chase-VALPO	86	Whetstone, B.-MSU	28	14. Bandy, Luke-DBU	8
15. 2 tied at.....	85	15. 3 tied at.....	27	Ayers, Chris-INS	8

Sac bunts	
1. Shepherd, Craig-UE	8
Shadid, Andy-BRAD	8
Huggins, Aidan-ILS	8
4. Garon, Jean-Francois-BRAD	7
Aeilts, Joe-ILS	7
6. Fegen,Luke-INS	6
Beilsmith, Troy-UE	6
Geha,L.-MSU	6
Butler, Jack-ILS	6
10. 7 tied at.....	5

Sac flies	
1. Walters, Ian-SIU	8
2. Ball, Bryce-DBU	6
3. Rawlinson, Eli-BRAD	5
Libman, Jordan-ILS	5
5. Harris,Romero-INS	4
Dawson, Chase-VALPO	4
Ayers,Chris-INS	4
Weber, J.T.-SIU	4
Sosa, Andres-DBU	4
Sandmann, Evan-DBU	4
Glenn, Jackson-DBU	4
Butkiewicz, Colin-SIU	4
Duffy,J.-MSU	4
14. 12 tied at.....	3

Stolen bases	
1. LaRue, Will-SIU	30
2. Isaacson, Augie-DBU	26
Vasic, Nikola-SIU	26
4. Troyer, Sam-UE	21
5. Bandy, Luke-DBU	19
6. Walters, Ian-SIU	18
7. Fugitt, Addison-SIU	17
8. Lyon, Alex-SIU	16
9. Aeilts, Joe-ILS	13
Geha,L.-MSU	13
Parola, Derek-ILS	13
12. Garon, Jean-Francois-BRAD	12
13. Jones, Blayne-DBU	11
Butler, Joe-ILS	11
15. 3 tied at.....	10

Total plate appearances	
1. Rave, John-ILS	273
2. Libman, Jordan-ILS	261
3. Parola, Derek-ILS	258
4. Glowenke, Jimmy-DBU	256
Aeilts, Joe-ILS	256
6. Glenn, Jackson-DBU	251
7. Ball, Bryce-DBU	248
8. Butler, Joe-ILS	244
9. Dungan,Clay-INS	243
Jones, Blayne-DBU	243
11. Shadid, Luke-BRAD	240
12. Beilsmith, Troy-UE	234
Shepherd, Craig-UE	234
14. 3 tied at.....	232

At bats	
1. Rave, John-ILS	239
2. Parola, Derek-ILS	238
3. Aeilts, Joe-ILS	224
4. Butler, Joe-ILS	219
5. Glenn, Jackson-DBU	217
6. Glowenke, Jimmy-DBU	211
7. Libman, Jordan-ILS	206
8. Privitera,J.-MSU	204
Shadid, Luke-BRAD	204
10. Jones, Blayne-DBU	203
11. Dungan,Clay-INS	201
12. Dougherty, Brendan-BRAD	200
13. Enriquez,Roby-INS	198
14. Ball, Bryce-DBU	197
Watkins,Jarrod-INS	197

Steal attempts	
1. LaRue, Will-SIU	34
2. Vasic, Nikola-SIU	32
3. Isaacson, Augie-DBU	30
4. Troyer, Sam-UE	25
5. Bandy, Luke-DBU	24
6. Lyon, Alex-SIU	21
7. Walters, Ian-SIU	20
8. Fugitt, Addison-SIU	18
9. Parola, Derek-ILS	17
10. Epps, Grey-SIU	15
11. Geha,L.-MSU	14
Aeilts, Joe-ILS	14
13. 4 tied at.....	13

Strikeouts	
1. Polak,J.-MSU	70
2. Shaikin, Sam-VALPO	63
3. Craig, Tanner-UE	62
4. Epps, Grey-SIU	59
5. Rawlinson, Eli-BRAD	56
Rave, John-ILS	56
7. Geha,L.-MSU	55
8. Millas,D.-MSU	54
9. Jones, Blayne-DBU	53
Bolt, Dan-BRAD	53
11. Aeilts, Joe-ILS	52
12. Huggins, Aidan-ILS	51
13. Jorgensen, Damon-VALPO	50
14. Kotowski,D.-MSU	49
15. 3 tied at.....	47

Caught stealing	
1. Vasic, Nikola-SIU	6
Dent, Riley-VALPO	6
3. Shadid, Luke-BRAD	5
Lyon, Alex-SIU	5
Epps, Grey-SIU	5
Bandy, Luke-DBU	5
7. Means,Jake-INS	4
Privitera,J.-MSU	4
Isaacson, Augie-DBU	4
Peterson, Gunner-ILS	4
Troyer, Sam-UE	4
Parola, Derek-ILS	4
LaRue, Will-SIU	4
14. 11 tied at.....	3

Grounded into DP	
1. Dougherty, Brendan-BRAD	7
2. Means,Jake-INS	6
Libman, Jordan-ILS	6
Butler, Joe-ILS	6
Enriquez,Roby-INS	6
Huggins, Aidan-ILS	6
7. Craig, Tanner-UE	5
Fritz, A.J.-UE	5
Jones, Blayne-DBU	5
Harris,Romero-INS	5
11. 8 tied at.....	4



Missouri Valley Conference  
MVC Pitching Leaders (as of May 20, 2019)  
(All games)



Hitting minimums - 1 Games 2.0 AB/Game  
Pitching minimums - 1 Games 1.0 IP/Game

Earned run avg		Opposing bat avg		Innings pitched	
1. Janssen, Mitch-BRAD	1.94	1. Johnson, MD-DBU	.194	1. Polley,Triston-INS	92.2
2. Cook, Cole-BRAD	1.95	2. Liberatore,Collin-INS	.202	2. Liberatore,Collin-INS	91.2
3. Liberatore,Collin-INS	2.45	3. Janssen, Mitch-BRAD	.204	3. Johnson, MD-DBU	87.0
4. Johnson, MD-DBU	2.48	4. Cook, Cole-BRAD	.218	4. Martinson, Jordan-DBU	86.1
5. Martinson, Jordan-DBU	2.71	5. Polley,Triston-INS	.219	5. Headrick, Brent-ILS	83.0
6. Polley,Triston-INS	2.72	6. Headrick, Brent-ILS	.221	6. Wiley,L.-MSU	82.2
7. Whitbread,Tyler-INS	3.33	7. Martinson, Jordan-DBU	.222	7. Tieman, Jon-VALPO	82.0
8. Headrick, Brent-ILS	3.69	8. Gosswein, Brooks-BRAD	.223	8. Croner, Nathan-UE	78.1
9. Wiley,L.-MSU	3.70	9. Whitbread,Tyler-INS	.224	9. Lindgren, Jeff-ILS	72.0
10. Lund, Sam-BRAD	3.76	10. Hayden, Justin-UE	.231	10. Whitbread,Tyler-INS	70.1
11. Hayden, Justin-UE	4.10	11. Lukas, Adam-UE	.234	11. Janssen, Mitch-BRAD	69.2
12. Gray, Shane-UE	4.25	12. Johnson, Colton-ILS	.235	12. Hiser, Mason-SIU	67.2
13. Gosswein, Brooks-BRAD	4.38	13. Lund, Sam-BRAD	.243	13. Lukas, Adam-UE	65.2
14. Croner, Nathan-UE	4.48	14. Juenger,H.-MSU	.251	14. Gosswein, Brooks-BRAD	63.2
15. Wicklund, Brett-ILS	4.50	15. Tieman, Jon-VALPO	.252	15. Walker, Matt-ILS	63.1
Batters struck out		Batters SO out looking		Wins	
1. Johnson, MD-DBU	99	1. Martinson, Jordan-DBU	25	1. Liberatore,Collin-INS	10
Martinson, Jordan-DBU	99	2. Tieman, Jon-VALPO	24	2. Johnson, MD-DBU	9
3. Headrick, Brent-ILS	97	Johnson, MD-DBU	24	3. Headrick, Brent-ILS	8
4. Polley,Triston-INS	78	4. Janssen, Mitch-BRAD	22	4. Whitbread,Tyler-INS	7
5. Lukas, Adam-UE	74	5. Croner, Nathan-UE	21	Martinson, Jordan-DBU	7
Tieman, Jon-VALPO	74	Johnson, Colton-ILS	21	6. Bayless, Jarod-DBU	6
Wiley,L.-MSU	74	Headrick, Brent-ILS	21	Polley,Triston-INS	6
8. Walker, Matt-ILS	70	8. Liberatore,Collin-INS	20	8. Cook, Cole-BRAD	5
9. Janssen, Mitch-BRAD	67	Wiley,L.-MSU	20	Ward,Tyler-INS	5
Liberatore,Collin-INS	67	Weigand, Alex-UE	20	Lund, Sam-BRAD	5
11. Carraway, Burl-DBU	66	11. Gosswein, Brooks-BRAD	18	Lindgren, Jeff-ILS	5
12. Lindgren, Jeff-ILS	62	12. 5 tied at.....	17	Lukas, Adam-UE	5
Schwab,D.-MSU	62			Croner, Nathan-UE	5
14. Croner, Nathan-UE	61			Begner, Blake-SIU	5
15. 2 tied at.....	56			15. 10 tied at.....	4
Saves		Appearances		Games started	
1. McDaniel, Trey-SIU	12	1. Kechely, Kragen-DBU	27	1. Janssen, Mitch-BRAD	14
2. Gilmore, Jacob-ILS	10	2. Parks, Michael-UE	26	Walker, Matt-ILS	14
3. Beer, Allan-BRAD	7	Johnson, Colton-ILS	26	Johnson, MD-DBU	14
Grauer, Tyler-INS	7	Sechler,C.-MSU	26	Polley,Triston-INS	14
5. Parks, Michael-UE	6	5. McDaniel, Trey-SIU	25	Liberatore,Collin-INS	14
Sechler,C.-MSU	6	6. Juenger,H.-MSU	24	Tieman, Jon-VALPO	14
Denlinger, Theron-BRAD	6	Carraway, Burl-DBU	24	Martinson, Jordan-DBU	14
Allinger, Austin-UE	6	8. Ridgway,Jake-INS	23	Headrick, Brent-ILS	14
9. Ward, Tyler-INS	5	9. Gray, Shane-UE	22	Wiley,L.-MSU	14
10. Rhodehouse, Easton-VALPO	4	Yeager, Justin-SIU	22	10. Hiser, Mason-SIU	13
Ridgway,Jake-INS	4	Bayless, Jarod-DBU	22	Lukas, Adam-UE	13
12. Kechely, Kragen-DBU	3	Vogrin, Mitch-ILS	22	Lund, Sam-BRAD	13
Hines, MacGregor-DBU	3	Rhodehouse, Easton-VALPO	22	Whitbread,Tyler-INS	13
Quigley, Montana-VALPO	3	14. Denlinger, Theron-BRAD	21	Croner, Nathan-UE	13
15. 3 tied at.....	2	Grace, Sam-SIU	21	15. 2 tied at.....	12
Games finished		Games in relief		Sac bunts allowed	
1. McDaniel, Trey-SIU	24	1. Sechler,C.-MSU	26	1. Polley,Triston-INS	8
2. Sechler,C.-MSU	21	Kechely, Kragen-DBU	26	2. Lindgren, Jeff-ILS	7
3. Gilmore, Jacob-ILS	18	Parks, Michael-UE	26	Headrick, Brent-ILS	7
4. Grauer, Tyler-INS	16	4. McDaniel, Trey-SIU	25	Begner, Blake-SIU	7
5. Rhodehouse, Easton-VALPO	14	5. Carraway, Burl-DBU	23	5. Walker, Matt-ILS	6
Beer, Allan-BRAD	14	Johnson, Colton-ILS	23	Wiley,L.-MSU	6
7. Allinger, Austin-UE	13	Ridgway,Jake-INS	23	Wicklund, Brett-ILS	6
Parks, Michael-UE	13	8. Yeager, Justin-SIU	22	Lochner, J.-MSU	6
9. Denlinger, Theron-BRAD	12	Bayless, Jarod-DBU	22	Parks, Michael-UE	6
Hines, MacGregor-DBU	12	Vogrin, Mitch-ILS	22	10. Cruikshank,B-MSU	5
11. Ward, Tyler-INS	11	Rhodehouse, Easton-VALPO	22	Martinson, Jordan-DBU	5
12. Ridgway,Jake-INS	9	12. Denlinger, Theron-BRAD	21	Lukas, Adam-UE	5
13. 6 tied at.....	7	Grace, Sam-SIU	21	Johnson, Colton-ILS	5
		Juenger,H.-MSU	21	Liberatore,Collin-INS	5
		15. 2 tied at.....	20	Tieman, Jon-VALPO	5

Sac flies allowed	
1. Lindgren, Jeff-ILS	8
2. Wthrspoon, N.-MSU	7
3. Fricke, Zach-VALPO	6
4. Sechler, C.-MSU	5
Kornacker, Michael-VALPO	5
6. 11 tied at.....	4

Losses	
1. Tieman, Jon-VALPO	9
2. Walker, Matt-ILS	8
3. Begner, Blake-SIU	7
4. Weigand, Alex-UE	6
Givens, Dylan-SIU	6
Sechler, C.-MSU	6
Croner, Nathan-UE	6
8. Wiley, L.-MSU	5
Juenger, H.-MSU	5
Lukas, Adam-UE	5
11. 10 tied at.....	4

Runners picked off	
1. Martinson, Jordan-DBU	4
Polley, Triston-INS	4
3. Thomazin, L.-MSU	3
Walker, Matt-ILS	3
Schwab, D.-MSU	3
Rice, Keaton-BRAD	3
Gray, Shane-UE	3
Lukas, Adam-UE	3
Wiley, L.-MSU	3
Geha, L.-MSU	3
11. Headrick, Brent-ILS	2
Vogrin, Mitch-ILS	2
13. 20 tied at.....	1

Wild pitches	
1. Mitson, Corey-SIU	12
2. Schmidt, N.-MSU	11
Gosswein, Brooks-BRAD	11
4. Grace, Sam-SIU	10
Fricke, Zach-VALPO	10
Fields, Colin-VALPO	10
7. Walker, Matt-ILS	9
Polley, Triston-INS	9
9. Tieman, Jon-VALPO	8
Johnson, MD-DBU	8
11. Begner, Blake-SIU	7
Jarecki, Jim-VALPO	7
Kornacker, Michael-VALPO	7
Givens, Dylan-SIU	7
Lund, Sam-BRAD	7

Balks	
1. Denlinger, Theron-BRAD	2
Schwab, D.-MSU	2
Weigand, Alex-UE	2
Begner, Blake-SIU	2
Juenger, H.-MSU	2
Ward, Tyler-INS	2
Hiser, Mason-SIU	2
Farmer, Noah-SIU	2
9. 21 tied at.....	1

Hit batters	
1. Thomazin, L.-MSU	15
2. Kornacker, Michael-VALPO	14
3. Fricke, Zach-VALPO	13
4. Wiley, L.-MSU	12
5. Schmidt, N.-MSU	11
Gosswein, Brooks-BRAD	11
7. Lochner, J.-MSU	9
Croner, Nathan-UE	9
9. Bayless, Jarod-DBU	8
Lindgren, Jeff-ILS	8
11. 6 tied at.....	7

Intentional BB allowed	
1. Gilmore, Jacob-ILS	3
Ward, Tyler-INS	3
3. Kechely, Kragen-DBU	2
Vogrin, Mitch-ILS	2
Wiley, L.-MSU	2
Cook, Cole-BRAD	2
Sechler, C.-MSU	2
Hines, MacGregor-DBU	2
9. 27 tied at.....	1

Hits allowed	
1. Cook, Cole-BRAD	46
Hayden, Justin-UE	46
3. Gray, Shane-UE	50
Gosswein, Brooks-BRAD	50
Johnson, Colton-ILS	50
Juenger, H.-MSU	50
Lund, Sam-BRAD	50
8. Moscot, Jed-BRAD	51
9. Janssen, Mitch-BRAD	52
10. Lukas, Adam-UE	55
11. Johnson, MD-DBU	60
Lochner, J.-MSU	60
Whitbread, Tyler-INS	60
14. Fricke, Zach-VALPO	61
15. Schwab, D.-MSU	62

Runs allowed	
1. Cook, Cole-BRAD	13
2. Janssen, Mitch-BRAD	18
3. Hayden, Justin-UE	26
4. Lund, Sam-BRAD	27
Martinson, Jordan-DBU	27
Gray, Shane-UE	27
7. Whitbread, Tyler-INS	28
8. Johnson, MD-DBU	29
Liberatore, Collin-INS	29
10. Johnson, Colton-ILS	32
11. Polley, Triston-INS	33
12. Wicklund, Brett-ILS	34
Juenger, H.-MSU	34
14. Moscot, Jed-BRAD	36
Gosswein, Brooks-BRAD	36

Earned runs allowed	
1. Cook, Cole-BRAD	13
2. Janssen, Mitch-BRAD	15
3. Lund, Sam-BRAD	23
4. Hayden, Justin-UE	24
Johnson, MD-DBU	24
6. Gray, Shane-UE	25
Liberatore, Collin-INS	25
8. Whitbread, Tyler-INS	26
Martinson, Jordan-DBU	26
10. Polley, Triston-INS	28
11. Juenger, H.-MSU	29
Moscot, Jed-BRAD	29
13. Johnson, Colton-ILS	30
Wicklund, Brett-ILS	30
15. Gosswein, Brooks-BRAD	31

Walks allowed	
1. Wicklund, Brett-ILS	6
2. Whitbread, Tyler-INS	12
3. Hayden, Justin-UE	14
4. Cook, Cole-BRAD	16
Lund, Sam-BRAD	16
6. Hiser, Mason-SIU	17
Gray, Shane-UE	17
8. Weigand, Alex-UE	19
9. Johnson, MD-DBU	20
Lindgren, Jeff-ILS	20
Wiley, L.-MSU	20
12. Lochner, J.-MSU	22
13. Givens, Dylan-SIU	23
14. Moscot, Jed-BRAD	24
Martinson, Jordan-DBU	24

Doubles allowed	
1. Johnson, MD-DBU	6
2. Gosswein, Brooks-BRAD	7
3. Walker, Matt-ILS	9
Lund, Sam-BRAD	9
5. Juenger, H.-MSU	10
Lukas, Adam-UE	10
Polley, Triston-INS	10
Hayden, Justin-UE	10
9. Headrick, Brent-ILS	11
Fricke, Zach-VALPO	11
Gray, Shane-UE	11
12. Whitbread, Tyler-INS	12
Cook, Cole-BRAD	12
Johnson, Colton-ILS	12
Hiser, Mason-SIU	12

### Triples allowed

1. Johnson, Colton-ILS	0
Gray, Shane-UE	0
Walker, Matt-ILS	0
4. Weigand, Alex-UE	1
Johnson, MD-DBU	1
Gosswein, Brooks-BRAD	1
Martinson, Jordan-DBU	1
Liberatore, Collin-INS	1
Lund, Sam-BRAD	1
Wicklund, Brett-ILS	1
Janssen, Mitch-BRAD	1
Moscot, Jed-BRAD	1
Polley, Triston-INS	1
Headrick, Brent-ILS	1
15. Fricke, Zach-VALPO	2

### Home runs allowed

1. Gosswein, Brooks-BRAD	1
Cook, Cole-BRAD	1
3. Lund, Sam-BRAD	2
Wicklund, Brett-ILS	2
Hayden, Justin-UE	2
Janssen, Mitch-BRAD	2
7. Schwab, D.-MSU	3
Weigand, Alex-UE	3
Johnson, Colton-ILS	3
Lochner, J.-MSU	3
Juenger, H.-MSU	3
12. Martinson, Jordan-DBU	4
13. Givens, Dylan-SIU	5
Headrick, Brent-ILS	5
Moscot, Jed-BRAD	5



Missouri Valley Conference  
MVC Fielding Leaders (as of May 20, 2019)  
(All games)



Hitting minimums - 1 Games  
Pitching minimums - 1 Games 1.0 IP/Game

<b>Fielding pct</b>		<b>Chances</b>		<b>Putouts</b>	
1. Boyle,Joe-INS	1.000	1. Whetstone,B.-MSU	423	1. Whetstone,B.-MSU	393
Butkiewicz, Colin-SIU	1.000	2. Wright,Max-INS	398	2. Craig, Tanner-UE	373
Fegen,Luke-INS	1.000	3. Craig, Tanner-UE	395	3. Wright,Max-INS	344
Shadid, Andy-BRAD	1.000	4. Iser, Herbert-DBU	364	4. Weber, J.T.-SIU	335
Enriquez,Roby-INS	1.000	5. Weber, J.T.-SIU	360	5. Butler, Jack-ILS	327
Anderson, Nic-BRAD	1.000	6. Rice, Keaton-BRAD	357	6. Iser, Herbert-DBU	323
Hutchinson, Ryan-ILS	1.000	7. Butler, Jack-ILS	350	7. Rice, Keaton-BRAD	321
Clayton,C.-MSU	1.000	8. Komonsky, Ben-UE	336	8. Komonsky, Ben-UE	311
Carpenter, Tyler-ILS	1.000	9. Millas,D.-MSU	318	9. Millas,D.-MSU	283
Donohue, Patrick-VALPO	1.000	10. O'Brien, Connor-BRAD	283	10. O'Brien, Connor-BRAD	265
Barry, Kevin-VALPO	1.000	11. Jones, Brent-VALPO	279	11. Jones, Brent-VALPO	238
Crews, Kenton-UE	1.000	12. Geha,L.-MSU	270	12. Zouras, Nick-ILS	236
Crawford, Kenton-SIU	1.000	13. Zouras, Nick-ILS	267	13. Ball, Bryce-DBU	228
Zimmerman,B.-MSU	1.000	14. Kapers, Jake-VALPO	257	14. Kapers, Jake-VALPO	222
Cook, Cole-BRAD	1.000	15. Ball, Bryce-DBU	244	15. Geha,L.-MSU	220
<b>Assists</b>		<b>Fielding double plays</b>		<b>Passed balls</b>	
1. Dungan,Clay-INS	135	1. Whetstone,B.-MSU	45	1. Komonsky, Ben-UE	14
2. Shadid, Luke-BRAD	133	2. Hull,M.-MSU	35	2. Zouras, Nick-ILS	10
3. Watkins,Jarrold-INS	130	3. Privitera,J.-MSU	28	Rice, Keaton-BRAD	10
4. Parola, Derek-ILS	126	4. Watkins,Jarrold-INS	27	4. Wright,Max-INS	9
5. Shepherd, Craig-UE	125	Jones, Blayne-DBU	27	5. Iser, Herbert-DBU	8
6. Vasic, Nikola-SIU	122	6. Shadid, Luke-BRAD	26	6. Kapers, Jake-VALPO	7
7. Jones, Blayne-DBU	121	7. Craig, Tanner-UE	24	Ulick, Austin-SIU	7
8. Glowenke, Jimmy-DBU	117	Glowenke, Jimmy-DBU	24	8. Butkiewicz, Colin-SIU	5
9. Hull,M.-MSU	116	Vasic, Nikola-SIU	24	9. Vesecky, Jacob-UE	4
10. Means,Jake-INS	107	10. O'Brien, Connor-BRAD	23	Hays, Tyson-ILS	4
11. Huggins, Aidan-ILS	105	Weber, J.T.-SIU	23	11. Boulware, Christian-DBU	3
12. Shaikin, Sam-VALPO	104	Huggins, Aidan-ILS	23	12. Barczy, Christian-VALPO	2
13. Epps, Grey-SIU	103	13. Dungan,Clay-INS	22	Wiskus, Spencer-INS	2
14. Privitera,J.-MSU	97	14. Shepherd, Craig-UE	21	Antos, Kyle-BRAD	2
15. Borgstron, Danny-UE	96	15. Dawson, Chase-VALPO	20	15. 3 tied at.....	1
<b>Catchers interference</b>		<b>Steal attempts against</b>		<b>Stolen bases against</b>	
1. Vesecky, Jacob-UE	1	1. Wright,Max-INS	61	1. Wright,Max-INS	45
McMahan, Aiden-SIU	1	2. Rice, Keaton-BRAD	54	2. Millas,D.-MSU	40
		3. Kapers, Jake-VALPO	53	3. Kapers, Jake-VALPO	39
		4. Millas,D.-MSU	48	4. Rice, Keaton-BRAD	36
		5. Komonsky, Ben-UE	33	5. Komonsky, Ben-UE	28
		Zouras, Nick-ILS	33	6. Zouras, Nick-ILS	27
		7. Iser, Herbert-DBU	31	7. Iser, Herbert-DBU	24
		Geha,L.-MSU	31	8. Geha,L.-MSU	23
		9. Butkiewicz, Colin-SIU	27	9. McMahan, Aiden-SIU	22
		10. McMahan, Aiden-SIU	26	Butkiewicz, Colin-SIU	22
		11. Hays, Tyson-ILS	24	11. Hays, Tyson-ILS	19
		12. Lochner,J.-MSU	20	12. Lochner,J.-MSU	17
		Ulick, Austin-SIU	20	Grace, Sam-SIU	17
		14. Grace, Sam-SIU	17	14. Ulick, Austin-SIU	15
		15. Wiley,L.-MSU	16	Baker, Louie-VALPO	15
<b>Caught stealing by</b>		<b>Errors</b>			
1. Rice, Keaton-BRAD	18	1. Glenn, Jackson-DBU	15		
2. Wright,Max-INS	16	Epps, Grey-SIU	15		
3. Kapers, Jake-VALPO	14	3. Vasic, Nikola-SIU	14		
4. Geha,L.-MSU	8	Dungan,Clay-INS	14		
Millas,D.-MSU	8	5. Troyer, Sam-UE	13		
6. Moscot, Jed-BRAD	7	Shadid, Luke-BRAD	13		
Polley,Triston-INS	7	Hull,M.-MSU	13		
Iser, Herbert-DBU	7	8. Polak,J.-MSU	11		
9. Walker, Matt-ILS	6	9. Shepherd, Craig-UE	10		
Zouras, Nick-ILS	6	10. Jorgensen, Damon-VALPO	9		
11. 7 tied at.....	5	Geha,L.-MSU	9		
		Walters, Ian-SIU	9		
		Aeilts, Joe-ILS	9		
		Kapers, Jake-VALPO	9		
		Millas,D.-MSU	9		



Missouri Valley Conference  
MVC Batting Leaders (as of May 20, 2019)  
(MVC games only)



Hitting minimums - 1 Games 2.0 AB/Game  
Pitching minimums - 1 Games 1.0 IP/Game

Batting avg		Slugging pct		On base pct	
1. Butler, Joe-ILS	.422	1. Bolt, Dan-BRAD	.739	1. Butler, Joe-ILS	.489
2. Watkins, Jarrod-INS	.405	2. Ball, Bryce-DBU	.645	2. Glowenke, Jimmy-DBU	.480
3. Glowenke, Jimmy-DBU	.400	3. Kotowski, D.-MSU	.644	3. Bolt, Dan-BRAD	.478
4. Bandy, Luke-DBU	.391	4. Butler, Joe-ILS	.614	4. Bandy, Luke-DBU	.461
5. O'Brien, Connor-BRAD	.351	5. Rave, John-ILS	.598	5. Watkins, Jarrod-INS	.447
6. Aeilts, Joe-ILS	.349	6. Bandy, Luke-DBU	.594	6. Tofteland, Dane-INS	.439
7. Dawson, Chase-VALPO	.347	7. Polak, J.-MSU	.578	7. Duffy, J.-MSU	.429
8. Duffy, J.-MSU	.341	8. Watkins, Jarrod-INS	.571	8. Dawson, Chase-VALPO	.425
9. Craig, Tanner-UE	.333	9. Aeilts, Joe-ILS	.570	9. Craig, Tanner-UE	.419
10. Bolt, Dan-BRAD	.333	10. Shadid, Luke-BRAD	.566	10. O'Brien, Connor-BRAD	.419
11. Parola, Derek-ILS	.330	11. Glowenke, Jimmy-DBU	.550	11. Komonsky, Ben-UE	.418
12. Reeder, Nate-UE	.313	12. Dawson, Chase-VALPO	.547	12. Kotowski, D.-MSU	.414
13. Huntley, CJ-INS	.303	13. Duffy, J.-MSU	.524	13. Reeder, Nate-UE	.406
14. Kotowski, D.-MSU	.301	14. Butler, Jack-ILS	.494	14. Jones, Blayne-DBU	.406
15. Shadid, Luke-BRAD	.301	15. Archer, Philip-SIU	.491	15. Rice, Keaton-BRAD	.405
Runs scored		Hits		Runs batted in	
1. Isaacson, Augie-DBU	24	1. Butler, Joe-ILS	35	1. Glenn, Jackson-DBU	24
2. Jones, Blayne-DBU	24	2. Watkins, Jarrod-INS	34	2. Rave, John-ILS	22
3. Watkins, Jarrod-INS	22	3. Glowenke, Jimmy-DBU	32	3. Ball, Bryce-DBU	20
4. Rave, John-ILS	22	4. Parola, Derek-ILS	30	4. Shadid, Andy-BRAD	19
5. Ball, Bryce-DBU	20	5. Aeilts, Joe-ILS	30	5. Aeilts, Joe-ILS	19
6. Bolt, Dan-BRAD	19	6. Rave, John-ILS	28	6. Bolt, Dan-BRAD	19
7. Shadid, Luke-BRAD	19	7. Duffy, J.-MSU	28	7. Watkins, Jarrod-INS	18
8. Butler, Joe-ILS	19	8. Craig, Tanner-UE	27	8. Kotowski, D.-MSU	17
9. Garon, Jean-Francois-BRAD	18	9. O'Brien, Connor-BRAD	27	9. Glowenke, Jimmy-DBU	17
10. Aeilts, Joe-ILS	18	10. Dawson, Chase-VALPO	26	10. Shadid, Luke-BRAD	16
11. Duffy, J.-MSU	18	11. Dougherty, Brendan-BRAD	25	11. Zouras, Nick-ILS	15
12. Whetstone, B.-MSU	17	12. Shadid, Luke-BRAD	25	12. Sandmann, Evan-DBU	15
13. Dawson, Chase-VALPO	17	13. Reeder, Nate-UE	25	13. Huntley, CJ-INS	15
14. Dungan, Clay-INS	17	14. Bandy, Luke-DBU	25	14. 6 tied at.....	14
15. O'Brien, Connor-BRAD	17	15. 2 tied at.....	24		
Doubles		Triples		Home runs	
1. Butler, Jack-ILS	9	1. Huntley, CJ-INS	2	1. Rave, John-ILS	8
2. Butler, Joe-ILS	8	2. Dawson, Chase-VALPO	2	2. Kotowski, D.-MSU	7
3. Watkins, Jarrod-INS	8	3. Bolt, Dan-BRAD	2	3. Ball, Bryce-DBU	7
4. Bandy, Luke-DBU	7	4. Borgstron, Danny-UE	2	4. Bolt, Dan-BRAD	7
5. Aeilts, Joe-ILS	7	5. Walters, Ian-SIU	2	5. Shadid, Luke-BRAD	5
6. Billinger, Blake-VALPO	7	6. 25 tied at.....	1	6. Polak, J.-MSU	4
7. Sandmann, Evan-DBU	7			7. Aeilts, Joe-ILS	4
8. Glowenke, Jimmy-DBU	6			8. Garon, Jean-Francois-BRAD	4
9. O'Brien, Connor-BRAD	6			9. Shadid, Andy-BRAD	4
10. Zouras, Nick-ILS	6			10. 8 tied at.....	3
11. Whetstone, B.-MSU	6				
12. Duffy, J.-MSU	6				
13. Ball, Bryce-DBU	6				
14. 9 tied at.....	5				
Total bases		Walks		Hit by pitch	
1. Rave, John-ILS	58	1. Rice, Keaton-BRAD	20	1. Komonsky, Ben-UE	7
2. Bolt, Dan-BRAD	51	2. Ball, Bryce-DBU	16	2. Reeder, Nate-UE	7
3. Butler, Joe-ILS	51	3. Komonsky, Ben-UE	16	3. Jones, Matthew-UE	5
4. Ball, Bryce-DBU	49	4. Means, Jake-INS	15	4. O'Brien, Connor-BRAD	5
5. Aeilts, Joe-ILS	49	5. Bolt, Dan-BRAD	15	5. Enriquez, Roby-INS	5
6. Watkins, Jarrod-INS	48	6. Shepherd, Craig-UE	14	6. Shadid, Luke-BRAD	5
7. Kotowski, D.-MSU	47	7. Jones, Blayne-DBU	14	7. Geha, L.-MSU	5
8. Shadid, Luke-BRAD	47	8. Dungan, Clay-INS	13	8. Bolt, Dan-BRAD	5
9. Glowenke, Jimmy-DBU	44	9. Glenn, Jackson-DBU	13	9. Wright, Max-INS	5
10. Duffy, J.-MSU	43	10. Kotowski, D.-MSU	13	10. Ayers, Chris-INS	4
11. Parola, Derek-ILS	41	11. Duffy, J.-MSU	13	11. 12 tied at.....	3
12. Dawson, Chase-VALPO	41	12. Libman, Jordan-ILS	12		
13. Bandy, Luke-DBU	38	13. Glowenke, Jimmy-DBU	12		
14. Butler, Jack-ILS	38	14. Tofteland, Dane-INS	12		
15. 3 tied at.....	37	15. 12 tied at.....	11		

Sac bunts		
1. Shepherd, Craig-UE	4	
Aeilts, Joe-ILS	4	
Troyer, Sam-UE	4	
Garon, Jean-Francois-BRAD	4	
Shadid, Andy-BRAD	4	
6. Dawson, Chase-VALPO	3	
Schaffer, Jordan-INS	3	
Privitera, J.-MSU	3	
Kapers, Jake-VALPO	3	
Komonsky, Ben-UE	3	
Shaikin, Sam-VALPO	3	
Sandmann, Evan-DBU	3	
Bandy, Luke-DBU	3	
14. 12 tied at.....	2	

Sac flies		
1. Beilsmith, Troy-UE	3	
Glenn, Jackson-DBU	3	
Glowenke, Jimmy-DBU	3	
Sosa, Andres-DBU	3	
5. 12 tied at.....	2	

Stolen bases		
1. Bandy, Luke-DBU	13	
2. Troyer, Sam-UE	11	
3. Isaacson, Augie-DBU	8	
LaRue, Will-SIU	8	
5. Jones, Blayne-DBU	7	
Geha, L.-MSU	7	
Vasic, Nikola-SIU	7	
8. Fugitt, Addison-SIU	5	
Garon, Jean-Francois-BRAD	5	
Parola, Derek-ILS	5	
Lyon, Alex-SIU	5	
12. Beilsmith, Troy-UE	4	
13. 8 tied at.....	3	

Total plate appearances		
1. Rave, John-ILS	105	
2. Dungan, Clay-INS	103	
3. Millas, D.-MSU	102	
4. Libman, Jordan-ILS	101	
5. Shadid, Luke-BRAD	100	
Duffy, J.-MSU	100	
7. Parola, Derek-ILS	99	
Shepherd, Craig-UE	99	
Dougherty, Brendan-BRAD	99	
10. Glowenke, Jimmy-DBU	98	
Aeilts, Joe-ILS	98	
Means, Jake-INS	98	
13. Troyer, Sam-UE	97	
14. Jones, Blayne-DBU	96	
Reeder, Nate-UE	96	

At bats		
1. Rave, John-ILS	97	
2. Parola, Derek-ILS	91	
3. Millas, D.-MSU	89	
4. Aeilts, Joe-ILS	86	
Garon, Jean-Francois-BRAD	86	
6. Dungan, Clay-INS	85	
Libman, Jordan-ILS	85	
8. Watkins, Jarrod-INS	84	
Dougherty, Brendan-BRAD	84	
Beilsmith, Troy-UE	84	
11. Butler, Joe-ILS	83	
Shadid, Luke-BRAD	83	
13. 4 tied at.....	82	

Steal attempts		
1. Bandy, Luke-DBU	16	
2. Troyer, Sam-UE	13	
3. Vasic, Nikola-SIU	10	
LaRue, Will-SIU	10	
5. Isaacson, Augie-DBU	9	
6. Jones, Blayne-DBU	7	
Geha, L.-MSU	7	
8. Lyon, Alex-SIU	6	
Epps, Grey-SIU	6	
Parola, Derek-ILS	6	
11. Dawson, Chase-VALPO	5	
Dent, Riley-VALPO	5	
Fugitt, Addison-SIU	5	
Garon, Jean-Francois-BRAD	5	
15. 5 tied at.....	4	

Strikeouts		
1. Shaikin, Sam-VALPO	29	
2. Zouras, Nick-ILS	25	
Fugitt, Addison-SIU	25	
Millas, D.-MSU	25	
Epps, Grey-SIU	25	
6. Rave, John-ILS	24	
Bolt, Dan-BRAD	24	
Rawlinson, Eli-BRAD	24	
9. Garon, Jean-Francois-BRAD	23	
Aeilts, Joe-ILS	23	
Walters, Ian-SIU	23	
12. Rice, Keaton-BRAD	22	
Polak, J.-MSU	22	
Fitzsimmons, Steven-VALPO	22	
Jones, Brent-VALPO	22	

Caught stealing		
1. Bandy, Luke-DBU	3	
Dent, Riley-VALPO	3	
Epps, Grey-SIU	3	
Vasic, Nikola-SIU	3	
5. Sandmann, Evan-DBU	2	
Bolt, Dan-BRAD	2	
Rave, John-ILS	2	
McMurray, Nick-BRAD	2	
Troyer, Sam-UE	2	
LaRue, Will-SIU	2	
Dawson, Chase-VALPO	2	
Huntley, CJ-INS	2	
13. 18 tied at.....	1	

Grounded into DP		
1. Fritz, A.J.-UE	4	
Means, Jake-INS	4	
3. Whetstone, B.-MSU	3	
Jones, Blayne-DBU	3	
Craig, Tanner-UE	3	
Billinger, Blake-VALPO	3	
Enriquez, Roby-INS	3	
8. 15 tied at.....	2	



Missouri Valley Conference  
MVC Pitching Leaders (as of May 20, 2019)  
(MVC games only)



Hitting minimums - 1 Games 2.0 AB/Game  
Pitching minimums - 1 Games 1.0 IP/Game

Earned run avg		Opposing bat avg		Innings pitched	
1. Headrick, Brent-ILS	1.31	1. Sechler, C.-MSU	.165	1. Liberatore, Collin-INS	52.0
2. Liberatore, Collin-INS	2.08	2. Headrick, Brent-ILS	.175	2. Headrick, Brent-ILS	48.0
3. Janssen, Mitch-BRAD	2.35	3. Liberatore, Collin-INS	.194	3. Polley, Triston-INS	45.0
4. Cook, Cole-BRAD	2.77	4. Cook, Cole-BRAD	.200	4. Wiley, L.-MSU	44.0
5. Johnson, MD-DBU	2.95	5. Juenger, H.-MSU	.202	5. Johnson, MD-DBU	42.2
6. Wiley, L.-MSU	3.07	6. Janssen, Mitch-BRAD	.206	6. Martinson, Jordan-DBU	42.1
7. Sechler, C.-MSU	3.18	7. Johnson, MD-DBU	.210	7. Tieman, Jon-VALPO	40.1
8. Martinson, Jordan-DBU	3.19	8. Schwab, D.-MSU	.214	8. Janssen, Mitch-BRAD	38.1
9. Schwab, D.-MSU	3.21	9. Whitbread, Tyler-INS	.216	9. Fricke, Zach-VALPO	38.0
10. Lund, Sam-BRAD	3.55	10. Gray, Shane-UE	.221	10. Walker, Matt-ILS	37.1
11. Walker, Matt-ILS	3.62	11. Hayden, Justin-UE	.230	11. Whitbread, Tyler-INS	37.0
12. Juenger, H.-MSU	3.65	12. Martinson, Jordan-DBU	.233	12. Hayden, Justin-UE	36.2
13. Hayden, Justin-UE	3.68	13. Walker, Matt-ILS	.237	13. Croner, Nathan-UE	34.2
14. Polley, Triston-INS	4.00	14. Lukas, Adam-UE	.240	14. Lochner, J.-MSU	34.0
15. Gray, Shane-UE	4.12	15. Lund, Sam-BRAD	.250	15. Lindgren, Jeff-ILS	33.1
Batters struck out		Batters SO out looking		Wins	
1. Headrick, Brent-ILS	60	1. Janssen, Mitch-BRAD	14	1. Headrick, Brent-ILS	7
2. Martinson, Jordan-DBU	50	2. Martinson, Jordan-DBU	13	2. Liberatore, Collin-INS	5
3. Johnson, MD-DBU	47	3. Lochner, J.-MSU	12	Johnson, MD-DBU	5
4. Polley, Triston-INS	42	4. Polley, Triston-INS	11	4. Wiley, L.-MSU	3
Wiley, L.-MSU	42	Liberatore, Collin-INS	11	Lund, Sam-BRAD	3
6. Lochner, J.-MSU	41	6. Wiley, L.-MSU	10	Whitbread, Tyler-INS	3
7. Liberatore, Collin-INS	40	Weigand, Alex-UE	10	Lukas, Adam-UE	3
8. Walker, Matt-ILS	39	Tieman, Jon-VALPO	10	Martinson, Jordan-DBU	3
9. Janssen, Mitch-BRAD	37	9. Lindgren, Jeff-ILS	9	Lindgren, Jeff-ILS	3
10. Schwab, D.-MSU	36	Carraway, Burl-DBU	9	Fricke, Zach-VALPO	3
11. Whitbread, Tyler-INS	33	Hiser, Mason-SIU	9	Walker, Matt-ILS	3
12. Lukas, Adam-UE	32	12. 9 tied at.....	8	12. 12 tied at.....	2
13. Tieman, Jon-VALPO	29				
14. 3 tied at.....	28				
Saves		Appearances		Games started	
1. Gilmore, Jacob-ILS	4	1. Juenger, H.-MSU	14	1. Headrick, Brent-ILS	7
Denlinger, Theron-BRAD	4	2. Sechler, C.-MSU	13	Martinson, Jordan-DBU	7
Sechler, C.-MSU	4	Parks, Michael-UE	13	Whitbread, Tyler-INS	7
McDaniel, Trey-SIU	4	4. Johnson, Colton-ILS	11	Fricke, Zach-VALPO	7
5. Allinger, Austin-UE	3	5. Vogrin, Mitch-ILS	10	Walker, Matt-ILS	7
Parks, Michael-UE	3	Yeager, Justin-SIU	10	Wiley, L.-MSU	7
7. Rhodehouse, Easton-VALPO	2	7. Gray, Shane-UE	9	Tieman, Jon-VALPO	7
Johnson, Colton-ILS	2	Denlinger, Theron-BRAD	9	Janssen, Mitch-BRAD	7
Hines, MacGregor-DBU	2	Lindgren, Jeff-ILS	9	Begner, Blake-SIU	7
10. Grauer, Tyler-INS	1	10. 10 tied at.....	8	Liberatore, Collin-INS	7
Beer, Allan-BRAD	1			Johnson, MD-DBU	7
Ward, Tyler-INS	1			Polley, Triston-INS	7
Fields, Colin-VALPO	1			13. 5 tied at.....	6
Quigley, Montana-VALPO	1				
Games finished		Games in relief		Sac bunts allowed	
1. Sechler, C.-MSU	12	1. Juenger, H.-MSU	14	1. Headrick, Brent-ILS	4
2. Denlinger, Theron-BRAD	8	2. Parks, Michael-UE	13	Lukas, Adam-UE	4
3. McDaniel, Trey-SIU	7	Sechler, C.-MSU	13	Lochner, J.-MSU	4
4. Allinger, Austin-UE	6	4. Johnson, Colton-ILS	11	Parks, Michael-UE	4
Parks, Michael-UE	6	5. Vogrin, Mitch-ILS	10	5. Polley, Triston-INS	3
6. Grauer, Tyler-INS	5	Yeager, Justin-SIU	10	Wiley, L.-MSU	3
Beer, Allan-BRAD	5	7. Gray, Shane-UE	9	Janssen, Mitch-BRAD	3
DeSomer, Matt-SIU	5	Denlinger, Theron-BRAD	9	Rhodehouse, Easton-VALPO	3
Rhodehouse, Easton-VALPO	5	9. Rhodehouse, Easton-VALPO	8	Liberatore, Collin-INS	3
Gilmore, Jacob-ILS	5	Mitson, Corey-SIU	8	Lindgren, Jeff-ILS	3
11. Juenger, H.-MSU	4	Bayless, Jarod-DBU	8	Begner, Blake-SIU	3
Gibbs, Z.-MSU	4	McDaniel, Trey-SIU	8	12. 13 tied at.....	2
Johnson, Colton-ILS	4	Allinger, Austin-UE	8		
14. 10 tied at.....	3	DeSomer, Matt-SIU	8		
		15. 7 tied at.....	7		

Sac flies allowed	
1. Fricke, Zach-VALPO	5
Lindgren, Jeff-ILS	5
3. Croner, Nathan-UE	4
4. Hayden, Justin-UE	3
Walker, Matt-ILS	3
Whitbread, Tyler-INS	3
7. Cook, Cole-BRAD	2
Gilmore, Jacob-ILS	2
Quigley, Montana-VALPO	2
Hiser, Mason-SIU	2
Tieman, Jon-VALPO	2
Liberatore, Collin-INS	2
Moscot, Jed-BRAD	2
Wicklund, Brett-ILS	2
15. 27 tied at.....	1

Losses	
1. Tieman, Jon-VALPO	6
2. Begner, Blake-SIU	4
Walker, Matt-ILS	4
Givens, Dylan-SIU	4
5. Fields, Colin-VALPO	3
Croner, Nathan-UE	3
Hiser, Mason-SIU	3
Sechler, C.-MSU	3
Gosswein, Brooks-BRAD	3
10. 14 tied at.....	2

Runners picked off	
1. Polley, Triston-INS	3
Lukas, Adam-UE	3
3. Gray, Shane-UE	2
Wiley, L.-MSU	2
Walker, Matt-ILS	2
6. 16 tied at.....	1

Wild pitches	
1. Gosswein, Brooks-BRAD	6
Schmidt, N.-MSU	6
3. Begner, Blake-SIU	5
4. Grace, Sam-SIU	4
Walker, Matt-ILS	4
Tieman, Jon-VALPO	4
Fricke, Zach-VALPO	4
Polley, Triston-INS	4
Lochner, J.-MSU	4
10. 12 tied at.....	3

Balks	
1. Gilmore, Jacob-ILS	1
Richey, Matthew-BRAD	1
Cook, Cole-BRAD	1
Frey, Zach-INS	1
Ward, Tyler-INS	1
Farmer, Noah-SIU	1
Juenger, H.-MSU	1
Jarecki, Jim-VALPO	1
Begner, Blake-SIU	1
Carraway, Burl-DBU	1
Headrick, Brent-ILS	1
Denlinger, Theron-BRAD	1
Hiser, Mason-SIU	1

Hit batters	
1. Fricke, Zach-VALPO	7
2. Gosswein, Brooks-BRAD	6
3. Johnson, MD-DBU	5
Hiser, Mason-SIU	5
Yeager, Justin-SIU	5
Lindgren, Jeff-ILS	5
7. Martinson, Jordan-DBU	4
Bayless, Jarod-DBU	4
Croner, Nathan-UE	4
Ward, Tyler-INS	4
Liberatore, Collin-INS	4
12. 17 tied at.....	3

Intentional BB allowed	
1. Hines, MacGregor-DBU	2
2. 15 tied at.....	1

Hits allowed	
1. Sechler, C.-MSU	13
2. Cook, Cole-BRAD	18
Juenger, H.-MSU	18
4. Gray, Shane-UE	19
5. Schwab, D.-MSU	22
6. Lukas, Adam-UE	24
Lund, Sam-BRAD	24
Parks, Michael-UE	24
9. Gosswein, Brooks-BRAD	25
10. Janssen, Mitch-BRAD	29
11. Whitbread, Tyler-INS	30
Headrick, Brent-ILS	30
13. Hayden, Justin-UE	32
Hammel, Jarrett-VALPO	32
15. Walker, Matt-ILS	33

Runs allowed	
1. Cook, Cole-BRAD	8
Sechler, C.-MSU	8
3. Schwab, D.-MSU	10
4. Gray, Shane-UE	11
Janssen, Mitch-BRAD	11
Lund, Sam-BRAD	11
7. Juenger, H.-MSU	12
Headrick, Brent-ILS	12
9. Weigand, Alex-UE	15
Liberatore, Collin-INS	15
11. Martinson, Jordan-DBU	16
Johnson, MD-DBU	16
Lukas, Adam-UE	16
14. Hayden, Justin-UE	17
Parks, Michael-UE	17

Earned runs allowed	
1. Headrick, Brent-ILS	7
2. Sechler, C.-MSU	8
Cook, Cole-BRAD	8
4. Janssen, Mitch-BRAD	10
Lund, Sam-BRAD	10
Juenger, H.-MSU	10
Schwab, D.-MSU	10
8. Gray, Shane-UE	11
9. Parks, Michael-UE	12
Liberatore, Collin-INS	12
11. Johnson, MD-DBU	14
12. Wiley, L.-MSU	15
Hayden, Justin-UE	15
Walker, Matt-ILS	15
Martinson, Jordan-DBU	15

Walks allowed	
1. Lindgren, Jeff-ILS	6
Whitbread, Tyler-INS	6
3. Lund, Sam-BRAD	7
Gray, Shane-UE	7
Cook, Cole-BRAD	7
Weigand, Alex-UE	7
7. Hayden, Justin-UE	9
Parks, Michael-UE	9
9. Hiser, Mason-SIU	10
Wiley, L.-MSU	10
11. Johnson, MD-DBU	11
12. Headrick, Brent-ILS	13
13. Hammel, Jarrett-VALPO	14
Juenger, H.-MSU	14
Lochner, J.-MSU	14

Doubles allowed	
1. Headrick, Brent-ILS	1
2. Parks, Michael-UE	2
Johnson, MD-DBU	2
Sechler, C.-MSU	2
5. Cook, Cole-BRAD	4
Gray, Shane-UE	4
Hayden, Justin-UE	4
Lukas, Adam-UE	4
Fricke, Zach-VALPO	4
10. Schwab, D.-MSU	5
Gosswein, Brooks-BRAD	5
Lund, Sam-BRAD	5
13. Polley, Triston-INS	6
14. Juenger, H.-MSU	7
Hammel, Jarrett-VALPO	7

**Triples allowed**

1. Begner, Blake-SIU	0
Janssen, Mitch-BRAD	0
Walker, Matt-ILS	0
Parks, Michael-UE	0
Sechler, C.-MSU	0
Schwab, D.-MSU	0
Gray, Shane-UE	0
8. Hayden, Justin-UE	1
Martinson, Jordan-DBU	1
Cook, Cole-BRAD	1
Fricke, Zach-VALPO	1
Gosswein, Brooks-BRAD	1
Lund, Sam-BRAD	1
Johnson, MD-DBU	1
Polley, Triston-INS	1

**Home runs allowed**

1. Lochner, J.-MSU	0
Gosswein, Brooks-BRAD	0
Hayden, Justin-UE	0
Sechler, C.-MSU	0
5. Headrick, Brent-ILS	1
Hammel, Jarrett-VALPO	1
Lund, Sam-BRAD	1
Cook, Cole-BRAD	1
Schwab, D.-MSU	1
10. Janssen, Mitch-BRAD	2
Weigand, Alex-UE	2
Juenger, H.-MSU	2
Whitbread, Tyler-INS	2
Parks, Michael-UE	2
15. Lukas, Adam-UE	3



Missouri Valley Conference  
MVC Fielding Leaders (as of May 20, 2019)  
(MVC games only)



Hitting minimums - 1 Games  
Pitching minimums - 1 Games 1.0 IP/Game

Fielding pct	
1. Craig, Tanner-UE	1.000
Komonsky, Ben-UE	1.000
Boulware, Christian-DBU	1.000
Rave, John-ILS	1.000
Shadid, Andy-BRAD	1.000
Beilsmith, Troy-UE	1.000
Fegen, Luke-INS	1.000
Dent, Riley-VALPO	1.000
Butkiewicz, Colin-SIU	1.000
Bolt, Dan-BRAD	1.000
Aeilts, Joe-ILS	1.000
Bandy, Luke-DBU	1.000
Enriquez, Roby-INS	1.000
Boyle, Joe-INS	1.000
Ulick, Austin-SIU	1.000

Chances	
1. Zouras, Nick-ILS	183
Whetstone, B.-MSU	183
3. Wright, Max-INS	181
4. Butler, Jack-ILS	174
5. Craig, Tanner-UE	171
6. O'Brien, Connor-BRAD	162
Komonsky, Ben-UE	162
8. Millas, D.-MSU	159
9. Kapers, Jake-VALPO	157
10. Weber, J.T.-SIU	156
11. Rice, Keaton-BRAD	154
12. Tofteland, Dane-INS	135
13. Iser, Herbert-DBU	124
14. Jones, Brent-VALPO	116
15. Sosa, Andres-DBU	112

Putouts	
1. Whetstone, B.-MSU	170
2. Butler, Jack-ILS	161
Wright, Max-INS	161
Zouras, Nick-ILS	161
5. Craig, Tanner-UE	160
6. Komonsky, Ben-UE	151
7. O'Brien, Connor-BRAD	147
8. Weber, J.T.-SIU	145
9. Millas, D.-MSU	136
Rice, Keaton-BRAD	136
11. Kapers, Jake-VALPO	132
12. Tofteland, Dane-INS	127
13. Iser, Herbert-DBU	110
14. Sosa, Andres-DBU	102
Jones, Brent-VALPO	102

Assists	
1. Hull, M.-MSU	58
2. Watkins, Jarrod-INS	55
3. Means, Jake-INS	52
4. Vasic, Nikola-SIU	51
5. Shadid, Luke-BRAD	47
Shaikin, Sam-VALPO	47
7. Dungan, Clay-INS	45
Dawson, Chase-VALPO	45
9. Shepherd, Craig-UE	44
10. Butler, Joe-ILS	43
Jones, Blayne-DBU	43
Lyon, Alex-SIU	43
13. Glowenke, Jimmy-DBU	42
Troyer, Sam-UE	42
15. Privitera, J.-MSU	40

Fielding double plays	
1. Whetstone, B.-MSU	16
2. Dawson, Chase-VALPO	13
Hull, M.-MSU	13
4. Shaikin, Sam-VALPO	12
5. Craig, Tanner-UE	10
Vasic, Nikola-SIU	10
7. O'Brien, Connor-BRAD	9
Glowenke, Jimmy-DBU	9
Jones, Brent-VALPO	9
Weber, J.T.-SIU	9
11. Privitera, J.-MSU	8
Shepherd, Craig-UE	8
Tofteland, Dane-INS	8
14. 7 tied at.....	7

Passed balls	
1. Zouras, Nick-ILS	8
Komonsky, Ben-UE	8
3. Wright, Max-INS	6
4. Iser, Herbert-DBU	5
Rice, Keaton-BRAD	5
6. Kapers, Jake-VALPO	3
7. Butkiewicz, Colin-SIU	2
Ulick, Austin-SIU	2
9. Boulware, Christian-DBU	1
Millas, D.-MSU	1
Hays, Tyson-ILS	1

Catchers interference	
1. Kapers, Jake-VALPO	32
2. Wright, Max-INS	28
3. Rice, Keaton-BRAD	27
4. Zouras, Nick-ILS	22
5. McMahan, Aiden-SIU	19
6. Millas, D.-MSU	16
7. Grace, Sam-SIU	14
8. Lochner, J.-MSU	12
Komonsky, Ben-UE	12
Butkiewicz, Colin-SIU	12
11. Geha, L.-MSU	10
12. Fricke, Zach-VALPO	9
Hiser, Mason-SIU	9
Wiley, L.-MSU	9
15. 2 tied at.....	8

Steal attempts against	
1. Wright, Max-INS	24
2. Kapers, Jake-VALPO	21
3. McMahan, Aiden-SIU	19
Rice, Keaton-BRAD	19
5. Zouras, Nick-ILS	18
6. Grace, Sam-SIU	14
Millas, D.-MSU	14
8. Lochner, J.-MSU	11
Butkiewicz, Colin-SIU	11
10. Komonsky, Ben-UE	10
11. Hiser, Mason-SIU	9
12. Wiley, L.-MSU	7
Geha, L.-MSU	7
14. 4 tied at.....	6

Stolen bases against	
1. Kapers, Jake-VALPO	32
2. Wright, Max-INS	28
3. Rice, Keaton-BRAD	27
4. Zouras, Nick-ILS	22
5. McMahan, Aiden-SIU	19
6. Millas, D.-MSU	16
7. Grace, Sam-SIU	14
8. Lochner, J.-MSU	12
Komonsky, Ben-UE	12
Butkiewicz, Colin-SIU	12
11. Geha, L.-MSU	10
12. Fricke, Zach-VALPO	9
Hiser, Mason-SIU	9
Wiley, L.-MSU	9
15. 2 tied at.....	8

Caught stealing by	
1. Kapers, Jake-VALPO	11
2. Rice, Keaton-BRAD	8
3. Wright, Max-INS	4
Zouras, Nick-ILS	4
5. Fricke, Zach-VALPO	3
Geha, L.-MSU	3
Iser, Herbert-DBU	3
Lund, Sam-BRAD	3
Tieman, Jon-VALPO	3
10. 12 tied at.....	2

Errors	
1. Millas, D.-MSU	7
Vasic, Nikola-SIU	7
Troyer, Sam-UE	7
4. Kapers, Jake-VALPO	6
Polak, J.-MSU	6
6. Glenn, Jackson-DBU	5
Butler, Joe-ILS	5
Butler, Jack-ILS	5
Dougherty, Brendan-BRAD	5
10. 10 tied at.....	4

Errors	
1. Millas, D.-MSU	7
Vasic, Nikola-SIU	7
Troyer, Sam-UE	7
4. Kapers, Jake-VALPO	6
Polak, J.-MSU	6
6. Glenn, Jackson-DBU	5
Butler, Joe-ILS	5
Butler, Jack-ILS	5
Dougherty, Brendan-BRAD	5
10. 10 tied at.....	4