



MVC BASEBALL

WEEKLY RELEASE NO. 13: MAY 13, 2019

MVC Baseball Contact: Ryan Davis, Assistant Commissioner for Communications
Office: 314.444.4316 • **Cell:** 314.285.5675 • **Email:** davis@mvc.org
 1818 Chouteau Ave. • St. Louis, MO 63103 • **Fax:** 314.444.4346
www.mvc-sports.com



	MISSOURI VALLEY				OVERALL			
	W	L	Pct.	GB	W	L	Pct.	Strk.
#23 DBU	12	6	.667	---	36	15	.706	W4
Illinois State	12	6	.667	---	30	21	.588	L1
Indiana State	11	7	.611	1	34	14	.708	L3
Bradley	10	8	.556	2	30	16	.652	W1
Evansville	10	8	.556	2	23	24	.489	W1
Missouri State	7	11	.389	5	15	34	.320	L1
Valparaiso	6	12	.333	6	13	32	.289	W3
Southern Illinois	4	14	.222	8	22	25	.468	L3

•• Non-Conference: 132-109 • Home: 60-24 • Away: 58-80 • Neutral: 14-5 • Top-25: 5-15 ••

Recent Results/ Upcoming Schedule

Tuesday, May 7

Saint Louis at Bradley Cancelled
 Murray State at Evansville L, 6-4
 Wichita State at Missouri State L, 9-4 (10)
 SFA at DBU W, 11-0

Wednesday, May 8

Valparaiso at Michigan State L, 9-3

Friday, May 10

Southern Illinois at Valparaiso VALPO, 5-4 (14)*
 Illinois State at Bradley ILS, 1-0*
 Missouri State at Evansville UE, 4-3 (12)*
 Indiana State at DBU DBU, 12-2*

Saturday, May 11

Southern Illinois at Valparaiso VALPO, 7-1*
 Missouri State at Evansville MSU, 10-9*
 Illinois State at Bradley ILS, 14-1*
 Indiana State at DBU DBU, 8-1*

Sunday, May 12

Southern Illinois at Valparaiso VALPO, 4-1*
 Illinois State at Bradley BRAD, 7-2*
 Missouri State at Evansville UE, 4-3*
 Indiana State at DBU DBU, 7-3*

Tuesday, May 14

Chicago State at Valparaiso 3 PM
 SIUE at Illinois State (ESPN+) 5 PM
 Saint Louis at Southern Illinois (ESPN+) 5 PM
 Evansville at Belmont 5 PM

Thursday, May 16

Evansville at Illinois State 5 PM*
 Bradley at Indiana State (ESPN+) 5:30 PM*
 #23 DBU at Southern Illinois (ESPN+) 6:30 PM*
 Valparaiso at Missouri State 6:30 PM*

Friday, May 17

Evansville at Illinois State (ESPN+) 5 PM*
 Bradley at Indiana State (ESPN+) 5:30 PM*
 #23 DBU at Southern Illinois (ESPN+) 6:30 PM*
 Valparaiso at Missouri State 6:30 PM*

Saturday, May 18

Evansville at Illinois State (ESPN+) 1 PM*
 Bradley at Indiana State (ESPN+) 1 PM*
 #23 DBU at Southern Illinois (ESPN+) 2 PM*
 Valparaiso at Missouri State (ESPN+) 2 PM*

**END OF REGULAR SEASON
ALL TIMES CENTRAL
*MVC Contest**



Missouri Valley Conference Player of the Week

Bryce Ball, Jr., DH, DBU
 DBU junior Bryce Ball went on a tear to power the Patriots to a 4-0 week against Stephen F. Austin and Indiana State. The junior from Mason City, Iowa, blasted five home runs in four games, finishing the week 7-for-15 (.467) at the plate with a 1.600 slugging percentage. Ball drove in 13 runs and scored seven as the Patriots moved into a tie for first place in The Valley standings.

Other Notable Performances: Joe Butler (ILS); Will LaRue (SIU); Chase Dawson (VALPO)



Missouri Valley Conference Pitcher of the Week

Easton Rhodehouse, Jr., RHP, Valparaiso
 Rhodehouse logged seven scoreless innings over two games this week, racking up 10 strikeouts while issuing just two walks with opponents batting .050 against him. He was the hero of his team's 4-3 victory over Southern Illinois in 14 innings on Friday night as he entered the game in the ninth inning and pitched six scoreless frames of no-hit baseball. Rhodehouse received a well-earned win after racking up a career-high eight strikeouts on a night where he also established career watermarks in innings pitched and pitch count. That showing came after he also worked a scoreless frame on Wednesday in a road game against Big Ten foe Michigan State. Rhodehouse has his ERA at 3.00 over 33 innings this season after finishing his sophomore year at 9.68. He had the seventh-best outing in the nation on Friday night according to D1Baseball.com's "game score" with a 78, a particularly impressive feat for a reliever. That performance set the tone for an eventual Valpo sweep of Southern Illinois in Missouri Valley Conference play.

Other Notable Performances: Sam Lund (BRAD); MD Johnson (DBU); Austin Allinger (UE); Brent Headrick (ILS); Justin Yeager (SIU)

NOTEWORTHY

In addition to the league's player and newcomer of the week selections, several conference players had notable performances, and they include:

Joe Butler (ILS) – Joe Butler led the Redbirds this week offensively as he slashed .583/.615/1.000 going 7-for-12 at the plate with two doubles, a home run, three RBI, and four runs. Butler went 2-for-4 in the series opener to help lead the Redbirds to victory. The Channahon, Illinois, native went 3-for-4 in game two with a home run, three RBI and three runs scored. Butler was the only Redbird on Sunday to collect two hits in the game as he ultimately helped the Redbirds pick up the conference series win on the road in Peoria.

Will LaRue (SIU) – Will LaRue went 4-for-9 (.444) and drew five walks for a .643 on-base percentage over the weekend. LaRue added a stolen base, a run scored and a two-out RBI for the Salukis while playing perfect defense in center field.

Chase Dawson (VALPO) – Dawson batted .400 over four games this week this week, helping Valpo to a three-game sweep of Southern Illinois in Missouri Valley Conference play. He slugged .800 by launching a pair of home runs and racking up 12 total bases. Dawson compiled an on-base plus slugging of 1.271 over the four games.

Sam Lund (BRAD) – In his final appearance at Dozer Park, Bradley senior RHP Sam Lund blanked Illinois State on four hits in 6.1 IP, helping the Braves to a 7-2 win in the series finale Sunday ... Lund walked one and struck out five ... Lund faced only three ISU hitters in four of his first six innings.

MD Johnson (DBU) – DBU senior righthander MD Johnson secured the series win for his team over Indiana State on Saturday with 7.0 innings of one-run baseball. The Red Oak, Texas, native held the Sycamores to one run on four hits with seven strikeouts and one walk. Other than a solo home run in the fourth inning, Indiana State did not have a runner reach third, and only one made it to second.

Austin Allinger (UE) – Senior RHP Austin Allinger made three appearances this past week for the Aces, tossing four innings of shutout work, while holding the opposition to a paltry .200 batting average. Sunday, Allinger picked up his first win of the season in Evansville's 4-3 series-sealing victory over Missouri State.

Brent Headrick (ILS) – Brent Headrick was impressive in the series opener against Bradley on Friday night. The left-handed pitcher tossed eight innings allowing just five hits on no runs while walking one and striking out six Braves. Headrick did not allow an extra base hit in the contest while opponents hit just .185 off of him. The victory moved Headrick to 7-3 on the year with a 3.69 ERA.

Justin Yeager (SIU) – Justin Yeager pitched 4.1 shutout innings out of the bullpen for Southern Illinois last week. Yeager allowed just one hit while striking out six, holding opponents to an .071 batting average over two appearances.

PLAYERS OF THE WEEK

DATE	PLAYER	SCHOOL
F18	John Rave	Illinois State
F25	Andy Shadid	Bradley
M4	Will LaRue	Southern Illinois
M11	Bryce Ball	DBU
M18	Jordan Libman	Illinois State
M25	Clay Dungan	Indiana State
A1	Tanner Craig	Evansville
A8	Joey Polak	Missouri State
A15	Clay Dungan	Indiana State
A22	Dan Bolt	Bradley
A29	Andy Shadid	Bradley
M6	Aiden McMahan	Southern Illinois
M13	Bryce Ball	DBU
M20		

PITCHERS OF THE WEEK

DATE	PLAYER	SCHOOL
F18	Jordan Martinson	DBU
F25	Jordan Martinson	DBU
M4	MD Johnson	DBU
M11	Nathan Croner	Evansville
M18	Adam Lukas	Evansville
M25	Sam Grace	Southern Illinois
A1	Connor Sechler	Missouri State
A8	Brett Wicklund	Illinois State
A15	Colton Johnson	Illinois State
A22	Logan Wiley	Missouri State
A29	Collin Liberatore	Indiana State
M6	Collin Liberatore	Indiana State
M13	Easton Rhodehouse	Valparaiso
M20		

MVC Players and Pitchers of the Week are selected each week during the baseball season. The players are announced on Monday afternoon and appear in a weekly press release. Nominees are provided by each school's sports information contact and voted on by a panel appointed by the league office.



Working Overtime

Below is a look at how MVC teams have performed in extra-inning games in 2019:

Overall

Bradley	3-2
DBU	1-0
Evansville	1-1
Illinois State	2-1
Indiana State	2-3
Missouri State.....	3-3
Southern Illinois.....	1-2
Valparaiso	1-1

MVC Games

Bradley	0-0
DBU	0-0
Evansville	1-0
Illinois State	0-0
Indiana State	0-2
Missouri State.....	3-1
Southern Illinois.....	0-2
Valparaiso	1-0

Singles

Below is a look at how MVC teams have performed in one-run games in 2019:

Overall

Bradley	8-5
DBU	6-4
Evansville	4-6
Illinois State	8-2
Indiana State	7-6
Missouri State.....	4-6
Southern Illinois.....	8-6
Valparaiso	2-6

MVC Games

Bradley	4-3
DBU	2-3
Evansville	3-2
Illinois State	4-0
Indiana State	0-3
Missouri State.....	4-4
Southern Illinois.....	0-2
Valparaiso	1-1

Doubles

Below is a look at how MVC teams have performed in two-run games in 2019:

Overall

Bradley	2-5
DBU	2-4
Evansville	5-5
Illinois State	2-3
Indiana State	5-1
Missouri State.....	1-5
Southern Illinois.....	4-0
Valparaiso	3-3

MVC Games

Bradley	0-2
DBU	0-0
Evansville	3-2
Illinois State	2-1
Indiana State	1-0
Missouri State.....	0-3
Southern Illinois.....	2-0
Valparaiso	1-1

Drawing Blanks

Below is a look at how MVC teams have performed in shutout games in 2019:

Overall

Bradley	4-3
DBU	4-3
Evansville	4-2
Illinois State	4-0
Indiana State	5-3
Missouri State.....	2-2
Southern Illinois.....	0-2
Valparaiso	1-3

MVC Games

Bradley	1-2
DBU	1-1
Evansville	1-0
Illinois State	1-0
Indiana State	2-1
Missouri State.....	2-1
Southern Illinois.....	0-1
Valparaiso	0-2

Homers

Below is a look at how MVC teams have performed in home games in 2019:

Overall

Bradley	13-7
DBU	24-7
Evansville	11-8
Illinois State	11-4
Indiana State	13-1
Missouri State.....	8-12
Southern Illinois.....	17-7
Valparaiso	7-6

MVC Games

Bradley	6-6
DBU	10-2
Evansville	5-4
Illinois State	4-2
Indiana State	6-0
Missouri State.....	4-5
Southern Illinois.....	4-5
Valparaiso	5-4

Roadies

Below is a look at how MVC teams have performed in true road games in 2019:

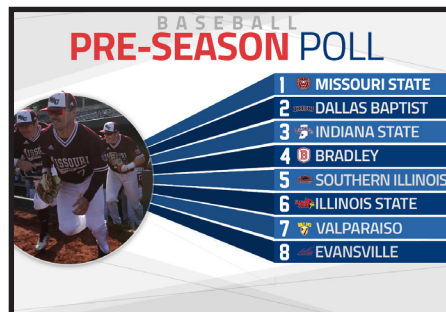
Overall

Bradley	13-8
DBU	12-8
Evansville	10-16
Illinois State	19-17
Indiana State	16-13
Missouri State.....	7-19
Southern Illinois.....	5-18
Valparaiso	4-25

MVC Games

Bradley	4-2
DBU	2-4
Evansville	5-4
Illinois State	8-4
Indiana State	5-7
Missouri State.....	3-6
Southern Illinois.....	0-9
Valparaiso	1-8

PRESEASON COACHES' POLL



Missouri Valley Conference vs. Non-Conference Opponents (132-109, .548)

Overall: 132-109 (.548)

Home: 60-24 • Away: 58-80 • Neut: 14-5 • Top-25: 5-15

American Athletic	2-4 (H: 1-3; A: 1-1)
Houston	L 2-2
at DBU	L 8-6
at Valparaiso	L 2-0
at DBU	W 6-4
Memphis	L 1-1
Southern Illinois	L 7-2
Southern Illinois	W 2-1
Wichita State	L 0-2
at Missouri State	L 9-4
ACC	2-1 (A: 0-1; N: 2-0)
Boston College	L 2-0
vs. Evansville	W 4-0
vs. Evansville	W 4-3
Notre Dame	W 0-2
Valparaiso	L 4-3
Atlantic Sun	4-1 (A: 4-1)
Jacksonville	L 3-0
Indiana State	W 7-1
Indiana State	W 13-7
Indiana State	W 8-3
Lipscomb	L 1-1
Valparaiso	L 6-0
Valparaiso	W 8-6
Atlantic-10	0-0 (H: 0-0)
Saint Louis	L 0-0
at Southern Illinois	L 1-4
Big East	4-9 (H: 3-3; A: 1-6)
Butler	L 2-3
Southern Illinois	L 5-4
at Valparaiso	W 5-2
at Valparaiso	W 5-2
Creighton	L 2-4
at Evansville	W 7-1
at Evansville	W 11-0
at Evansville	L 10-4
Illinois State	L 17-3
Illinois State	L 7-3
Illinois State	L 1-2
Xavier	L 11-8
Evansville	L 5-2
Evansville	W 10-2
Big Ten	17-22 (H: 8-5; A: 6-17; N: 3-0)
Illinois	L 4-8
Bradley	W 12-2
at Bradley	W 4-2
Illinois State	L 14-3
Illinois State	L 4-2
Illinois State	L 12-1
at Illinois State	W 7-6
at Indiana State	W 3-1
Indiana State	L 5-2
Southern Illinois	L 5-4
Southern Illinois	L 4-1
Southern Illinois	L 14-5
at Southern Illinois	W 13-3
Indiana	L 0-5
at Evansville	L 5-0
Evansville	L 5-1
Evansville	L 9-3
Evansville	L 6-5
at Indiana State	L 15-14
Iowa	L 4-2
Bradley	L 4-2
at Bradley	W 3-1
at Evansville	L 18-7
at Evansville	W 6-0
at Evansville	W 3-1
Illinois State	W 11-6
Michigan	L 11-7
Indiana State	W 8-7
Indiana State	L 6-4
Indiana State	L 1-0
Indiana State	W 2-1
Indiana State	L 6-0
Valparaiso	L 9-3
Minnesota	L 2-2
at DBU	W 9-0
at DBU	L 9-7
at DBU	W 7-5
Northernwestern	L 2-0
Illinois State	L 6-3
Purdue	W 2-1
at Indiana State	W 4-3
Indiana State	W 4-3
Valparaiso	L 5-1
Rutgers	L 3-0
vs. Indiana State	W 3-1
vs. Indiana State	W 7-5
vs. Indiana State	W 4-3
Big 12	5-9 (H: 3-2; A: 2-7)
Baylor	L 0-2
DBU	L 10-4
at DBU	L 10-4
Kansas	L 0-2
at Missouri State	L 9-6
Missouri State	L 11-6
Oklahoma	L 2-3
DBU	L 4-2
at DBU	W 7-2
Missouri State	W 11-8
Missouri State	L 11-2
Missouri State	L 6-1
Oklahoma State	L 1-2
at DBU	L 6-3
Missouri State	L 13-2
at DBU	W 11-6
DBU	W 9-3
Big West	0-6 (H: 0-2; A: 0-3; N: 0-1)
Cal-Irvine	L 0-2
at Missouri State	L 2-0
at Missouri State	L 4-1
Cal-Santa Barbara	L 0-3
Missouri State	L 7-3
Missouri State	L 5-3
Missouri State	L 11-1
Cal State Fullerton	L 1-1
vs. Missouri State	L 7-0
Colonial	4-3 (A: 4-3)
Charleston	L 2-3
DBU	W 6-2
DBU	W 14-4
UNCW	L 1-0
Indiana State	W 1-0
Valparaiso	L 10-8
Valparaiso	L 4-3
Valparaiso	W 10-8
Conference USA	4-2 (A: 3-2; N: 1-0)
Marshall	L 1-0
vs. Indiana State	W 4-1
Middle Tennessee	L 1-1
Bradley	L 1-0
Missouri State	W 2-1 (0)
UTSA	L 2-1
Bradley	W 4-3
Bradley	W 3-2
Bradley	L 7-2
Horizon	1-1 (H: 1-1; A: 0-0)
UIC	L 1-0
at Illinois State	W 4-0
Milwaukee	L 0-1
at Illinois State	L 6-3
Ivy	2-1 (N: 2-1)
Dartmouth	L 2-1
vs. Bradley	L 6-1
vs. Bradley	W 10-2
vs. Bradley	W 6-3

Metro Atlantic	1-0 (N: 1-0)
Iona	W 10-0
vs. Indiana State	W 10-0
Mid-American	11-4 (H: 9-2; A: 0-1; N: 2-1)
Ball State	L 0-1
Valparaiso	L 14-8
Central Michigan	W 2-1
at Illinois State	W 7-2
at Illinois State	W 5-4
at Illinois State	L 11-2
Kent State	L 3-0
at DBU	W 8-4
at DBU	W 8-1
at DBU	W 3-0
Northern Illinois	W 10-2
at Illinois State	W 10-2
at Southern Illinois	W 3-1
at Southern Illinois	L 17-2
at Southern Illinois	W 8-6
Valparaiso	W 7-6
Valparaiso	L 5-2
Valparaiso	W 5-2
Western Michigan	W 11-1
at Valparaiso	W 11-1
MEAC	0-1 (A: 0-1)
North Carolina A&T	L 0-1
Valparaiso	L 11-4
Mountain West	4-4 (A: 4-2; N: 0-2)
Air Force	L 0-0
DBU	W 4-3
DBU	W 6-5
DBU	W 30-7
Fresno State	L 0-1
vs. Missouri State	L 3-2
Nevada	L 16-4
vs. Missouri State	L 16-4
UNLV	L 1-2
Bradley	W 8-5
Bradley	L 4-2
Ohio Valley	27-11 (H: 13-2; A: 14-9)
Austin Peay	W 5-3 (10)
Evansville	L 10-2
at Indiana State	W 8-1
at Indiana State	W 3-2
at Southern Illinois	W 3-2
Southern Illinois	L 12-9
Belmont	L 5-0
Evansville	W 11-4
Illinois State	W 27-11 (11)
Illinois State	W 14-3
Illinois State	W 4-2
Southern Illinois	W 13-9
at Southern Illinois	W 10-4
Eastern Illinois	L 1-0
at Illinois State	W 3-0
Southern Illinois	W 9-8
Eastern Kentucky	L 0-1
Evansville	L 2-0
Morehead State	L 2-1
at Southern Illinois	W 9-3
at Southern Illinois	L 7-0
at Southern Illinois	W 5-4
Murray State	W 16-12
Evansville	L 6-4
Illinois State	W 4-3
Illinois State	L 5-4
Illinois State	W 5-2
Missouri State	W 15-10
at Southern Illinois	W 8-3
Illinois State	W 18-6
Missouri State	W 8-2
Southern Illinois	L 11-9
at Southern Illinois	W 4-1
SIUE	W 5-2
at Bradley	W 9-6
at Evansville	W 9-5
Illinois State	W 16-9
at Illinois State	W 14-4
at Southern Illinois	W 7-6
Valparaiso	W 8-0
Valparaiso	L 4-3
Valparaiso	L 16-6
Tennessee-Martin	L 1-1
Evansville	W 6-3
Evansville	L 8-4
Tech	L 0-1
Valparaiso	L 12-8
Pac-12	1-0 (N: 1-0)
Utah	L 1-0
vs. Missouri State	W 6-2
SEC	2-10 (H: 1-2; A: 1-8)
Arkansas	L 0-2
at Missouri State	L 8-2
Missouri	L 0-2
at Missouri State	L 14-6
Missouri State	L 6-2
South Carolina	L 0-2
Valparaiso	L 3-2
Valparaiso	L 12-6
Texas A&M	L 1-0
at DBU	W 5-4
at DBU	W 5-4
Vanderbilt	L 1-0
Evansville	L 1-4
Illinois State	L 5-4
Illinois State	L 10-4
Illinois State	L 9-1
Illinois State	W 7-3
Indiana State	L 7-1
Southern	8-3 (H: 3-0; A: 5-3)
The Citadel	L 3-0
at Indiana State	W 1-1
at Indiana State	W 8-0
at Indiana State	W 4-2
Mercer	L 5-4
Evansville	L 7-6
Evansville	W 7-2
Indiana State	W 12-7
Indiana State	W 7-3
Indiana State	W 9-4
Western Carolina	L 1-1
Indiana State	W 4-4
Indiana State	L 10-9
Southland	13-6 (H: 8-1; A: 5-5)
Central Arkansas	L 6-3
Bradley	W 5-2
Bradley	W 4-3
Bradley	L 13-9
Illinois State	L 6-4
Illinois State	W 8-0
Illinois State	L 4-1
Illinois State	W 6-3
at Missouri State	W 9-7
at Missouri State	W 15-3
Houston Baptist	L 3-0
at DBU	W 2-1
at DBU	W 12-1
at DBU	W 12-1
New Orleans	W 8-3
at Missouri State	W 8-3
at Missouri State	W 11-2
at Missouri State	L 20-12
Nicholls	L 1-2
Southern Illinois	W 6-5
Southern Illinois	L 3-2
Southern Illinois	L 7-3
Stephen F. Austin	L 1-0
at DBU	W 11-0
Summit	9-0 (H: 4-0; A: 5-0)
Oral Roberts	L 4-0
DBU	W 13-8
DBU	L 6-1
DBU	W 6-2
Missouri State	W 11-2
Missouri State	L 5-0
Western Illinois	W 10-0
at Bradley	W 10-0
Bradley	W 4-1

at Southern Illinois	W 8-1
at Southern Illinois	W 6-1
at Southern Illinois	W 16-1
Sun Belt	4-9 (H: 0-1; A: 4-8)
Arkansas State	L 1-6
Missouri State	L 14-2
Missouri State	L 16-4
Missouri State	W 6-4
Southern Illinois	W 4-3
Valparaiso	L 7-6 (11)
Valparaiso	L 7-1
Valparaiso	L 1-1
Little Rock	L 2-1
Evansville	L 7-5
Evansville	W 3-1
Evansville	W 10-5
Texas-Arlington	L 1-1
at DBU	L 9-0
DBU	W 7-1
Texas State	W 0-1
Missouri State	L 0-0
WAC	1-0 (H: 1-0; A: 0-0)
Chicago State	L 0-0
at Valparaiso	L 14
Sacramento State	L 7-0
at Illinois State	W 2-1
West Coast	0-1 (A: 0-1)
San Diego	L 0-1
Missouri State	L 14-4
Non-Division I	6-0 (H: 4-0; N: 2-0)
Eureka	W 8-2
at Bradley	W 20-1
Keystone	W 18-0
vs. Bradley	W 18-0
MacMurray	L 0-0
at Bradley	W 7-1
Robert Morris (Springfield)	L 1-1
at Bradley	W 10-0
at Bradley	W 14-2
Rowan	W 1-0
vs. Bradley	W 3-0
2018 NCAA Teams	23-30 (H: 12-8; A: 11-21; N: 0-1)
Arkansas	L 0-1
at Missouri State	L 8-2
Baylor	W 0-2
DBU	L 10-4
at DBU	L 5-1
Cal State Fullerton	L 0-1
vs. Missouri State	L 7-0
Houston	L 8-6
at DBU	W 8-4
at DBU	W 8-4
Indiana	L 0-5
Evansville	L 5-1
Evansville	L 9-3
Evansville	L 6-5
at Indiana State	L 15-14
Jacksonville	L 3-0
Indiana State	W 1-1
Indiana State	W 13-7
Indiana State	W 8-3
Kent State	L 3-0
at DBU	W 3-0
at DBU	W 8-4
at DBU	W 5-1
Minnesota	L 2-1
at DBU	W 9-0
at DBU	L 9-7
at DBU	W 7-5
Morehead State	L 2-1
at Southern Illinois	W 9-8
at Southern Illinois	W 7-0
at Southern Illinois	W 5-4
North Carolina A&T	L 0-1
Valparaiso	L 11-4
Oklahoma	L 2-3
DBU	L 4-2
at DBU	W 7-2
Missouri State	W 11-8
Missouri State	L 11-2
Missouri State	L 6-1
Oklahoma State	L 2-2
at DBU	W 7-5
DBU	L 6-3
Missouri State	L 13-2
Oral Roberts	L 3-0
DBU	W 13-8
DBU	W 13-6
DBU	W 6-2
Purdue	L 2-1
at Indiana State	W 4-3
Indiana State	W 4-3
Valparaiso	L 5-1
Saint Louis	L 0-0
at Southern Illinois	L 14-4
South Carolina	L 0-3
Valparaiso	L 9-2
Valparaiso	L 12-6
Tennessee Tech	L 0-1
Valparaiso	L 12-8
Texas A&M	L 1-0
at DBU	W 5-4
Vanderbilt	L 1-1
Evansville	L 5-4
Illinois State	L 10-4
Illinois State	L 9-1
Illinois State	W 7-3
Indiana State	L 2-1
Indiana State	W 1-0
Valparaiso	L 10-8
Valparaiso	L 4-3
Valparaiso	W 10-8
Top 25 Teams	5-15 (H: 3-5; A: 2-9; N: 0-1)
#1 Vanderbilt	L 1-3
Evansville	L 5-4
Illinois State	L 10-4
Illinois State	L 9-1
Illinois State	W 7-3
#5 Vanderbilt	L 0-1
Indiana State	L 7-1

Five Team Race

As The Valley approaches the final series of the regular season this week, five teams remain in the chase for the league regular-season title. With the new tournament format, one of those five teams will wind up the No. 5 seed for next week's Missouri Valley Conference Baseball Championship and will be forced to open the tourney with a single-elimination matchup between seeds 5-8 for a chance to play into the six-team, double-elimination portion of the bracket. DBU (at Southern Illinois) and Illinois State (vs Evansville) are tied for first at 12-6, Indiana State (vs Bradley) is one game back at 11-7, while Bradley and Evansville are tied for fourth at 10-8. The MVC Tournament will be played May 21-25 at Illinois State.

Tight Races

Since the start of the 21-game conference schedule in 2010 (three-game series), the top two places in the regular-season standings have been separated by one game or less only four times.

2010 - Wichita St. & Illinois St. 15-6
2011 - Creighton 15-6 & Wichita St. 14-7
2012 - Indiana St. 14-7 & Missouri St. 13-7
2014 - Evansville 15-6 & DBU/Indiana St. 14-7

15 is the Magic Number

All but one team that has won the MVC regular season has won at least 15 games since 2010, the first year of a 21-game conference schedule.

In the last nine seasons, Indiana State is the only league team to win the MVC regular season title with fewer than 15 league victories, as the Sycamores won the Valley with a 14-7 record in 2012.

Going into the final weekend, both DBU and Illinois State sit atop the standings at 12-6 and would need a sweep to reach 15 wins.

Championship Seasons

The five teams still alive for a regular season MVC crown have combined to win nine regular season titles. Bradley, Evansville, Illinois State and Indiana State have each won two regular season crowns, while DBU has one. The Patriots have finished first or second in each year they have been a member of the MVC (joined in 2014).

Bradley - 1957 and 1956 (shared with Oklahoma A&M)
DBU - 2016
Evansville - 2014 & 2006
Illinois State - 2013 & 2010 (shared with Wichita State)
Indiana State - 2012 & 1985 (shared with Wichita State)

Polling

DBU jumped into the national rankings and appear at No. 23 in this week's Baseball America Top 25 poll. The Patriots also appear at No. 27 in this week's Collegiate Baseball Top 30 poll.

Valley RPI Ranks No. 6

According to the latest RPI update from WarrenNolan.com (May 12), the Missouri Valley Conference ranks No. 6 amongst 31 leagues. Four of the Power-Five conferences (SEC, Big 12, ACC, Pac-12) hold four of the top five positions, while the American sits fifth just ahead of The Valley.

The last time the MVC finished a season rated 6th in conference RPI was in 2015 when the league sent Bradley, DBU and Missouri State to the NCAA Tournament.

Elite Company

The Valley has three teams ranking in the Top 30 of the RPI, joining four other leagues in the club. The SEC leads the nation with 10 teams in the RPI top 30, while the ACC (5), Big 12 (4), Pac-12 (3) and MVC (3) round out the elite club.

Academic All-District

Three Missouri Valley Conference baseball players have been named to the 2019 Google Cloud CoSIDA Academic All-District First Team, including Bradley's Luke Shadid, Indiana State's Max Wright and Valpo's Blake Billinger. With three selections to the first team, all three Valley student-athletes are now eligible for the inclusion on the Google Cloud Academic All-America® team selected by CoSIDA.

Five in RPI's Top-100

Five league teams continue to rank in the top-100 of the RPI, led by DBU (No. 25), Illinois State (No. 27), Indiana State (No. 30), Evansville (No. 84) and Bradley (No. 98).

Wins Over Power Five

During the regular season, the MVC earned 27 wins over members of Power Five conferences (27-42 record). The Valley went 1-0 vs. the Pac-12, 2-1 vs. the ACC, 17-22 vs. the Big Ten, 5-9 vs. the Big 12 and 2-10 vs. the SEC.

Seven of the eight MVC teams have earned wins against the Power Five. Indiana State leads the league with eight Power Five wins, including an 8-4 mark vs. the Big Ten. DBU has seven Power Five wins, while Evansville has four. Illinois State has three, while Missouri State and Bradley each have a pair. Southern Illinois has one win.

Top 25 Wins

The Valley has earned five Top 25 wins this season. Indiana State has a pair of Top 25 wins on the season. The Sycamores beat #25 Michigan on April 9 and #25 Illinois on March 26. DBU also has a pair, beating #19 TCU on April 9 and #20 Texas A&M on March 12. Illinois State has the league's fifth Top 25 win, beating #1 Vanderbilt on March 10.

Top 50 RPI Wins

Five league teams have won four or more games against teams currently ranked in the Top 50 of the RPI. DBU sits 9-7 against the Top 50, while Evansville (5-9) and Missouri State (5-18) have five wins. Indiana State (4-8) and Illinois State (4-12) each have four wins.

Against the Field

The MVC holds a winning record against 13 leagues in non-conference play (ACC, Atlantic Sun, Colonial, Conference USA, Ivy, Metro Atlantic, Mid-American, Ohio Valley, Pac-12, Southern, Southland, Summit and WAC), and a .500 record against another two leagues (Horizon and Mountain West).

Road Success

Entering this week's action, Illinois State is tied for second in the NCAA in road wins. The Redbirds have 19 road wins on the season which ranks tied for second with Central Michigan. Bryant and Creighton lead the NCAA with 21 road wins this season. The Redbirds' 36 road games are second nationally, trailing only Oakland (39).

Indiana State has played 34 games away from Terre Haute going 21-13 in road/neutral games. The Sycamores are 13-1 in home games this season. The 14 home games are the second fewest in the MVC (Valpo 13).

Close Calls

The MVC has a 29-23 non-conference record in one run contests this season, including a 9-8 mark in extra inning contests. The MVC sits 15-17 in two run games. The conference holds a 44-40 record in games decided by two runs or fewer.

Projected NCAA Field

Baseball America has three MVC teams in the projected NCAA field of 64 as of May 8. The publication has Indiana State as a No. 2 seed in the Fayetteville (Arkansas) Regional, Illinois State is the No. 3 seed in the Atlanta (Georgia Tech) Regional and DBU as the No. 3 seed in the Stillwater (Oklahoma State) Regional.

Strong Arms

Bradley boasts the nation's fourth-best team ERA at 3.05. Indiana State's staff is also enjoying a great season, sitting 13th nationally in team ERA (3.39).

NCAA Leaders (Team ERA)

1. UCLA	2.70
2. Fordham	3.03
Oregon State	3.03
4. Bradley	3.05
Texas A&M	3.05
13. Indiana State	3.39

Indiana State ranks 10th nationally with a 1.20 WHIP, while Bradley sits 15th (1.24 WHIP). Bradley sits 5th nationally in hits allowed per nine innings (7.03), while the Sycamores sit 21st (7.68).

Multi-Bid League

Since the 1981 season (38 seasons), the MVC has placed multiple teams into the NCAA Tournament 25 times (66%). On seven occasions (1985, 1990, 1995, 1999, 2000, 2012, 2015) the MVC has put three teams into the NCAA field.

Year	Non-Conf.	+/-	Post-Season Teams
1987	186-67 (.734)	+119	2 NCAA (INS, WSU)
1985	196-80 (.708)	+116	3 NCAA (CU, SIU, WSU)
1990	180-76 (.703)	+104	3 NCAA (WSU)
1983	187-89 (.776)	+98	2 NCAA (INS, WSU)
1988	165-77 (.679)	+88	1 NCAA (WSU)
1986	168-84 (.663)	+84	2 NCAA (INS, SIU)
1991	195-101 (.658)	+94	2 NCAA (CU, WSU)
1998	154-82 (.651)	+72	1 NCAA (WSU)
1999	163-88 (.649)	+75	3 NCAA (CU, MSU, WSU)
1989	182-99 (.647)	+83	2 NCAA (INS, WSU)
1982	201-110 (.646)	+91	1 NCAA (WSU)
1995	157-86 (.645)	+71	3 NCAA (INS, MSU, WSU)
2005	199-112 (.640)	+87	2 NCAA (CU, WSU)
1984	141-81 (.634)	+60	1 NCAA (INS)
2012	172-102-1 (.627)	+70	3 NCAA (CU, INS, MSU)
1992	182-110 (.622)	+72	2 NCAA (CU, WSU)
1981	190-117 (.619)	+73	2 NCAA (SIU, WSU)
2007	183-116 (.612)	+67	2 NCAA (CU, WSU)
2014	146-96 (.603)	+50	2 NCAA (DBU, INS)
2011	156-104 (.600)	+52	1 NCAA (CU)
2015	148-100 (.597)	+48	3 NCAA (MSU, DBU, BU)
1993	177-121 (.594)	+56	1 NCAA (WSU)
1996	141-105 (.573)	+36	2 NCAA (MSU, WSU)
2002	134-100 (.572)	+34	2 NCAA (MSU, WSU)
2006	173-130 (.571)	+43	2 NCAA (UE, WSU)
1997	148-111 (.571)	+37	2 NCAA (MSU, WSU)
2016	145-110-1 (.569)	+35	1 NCAA (DBU)
2000	137-105 (.566)	+32	3 NCAA (CU, UE, WSU)
1994	166-128 (.565)	+38	2 NCAA (ILS, WSU)
2008	161-126 (.561)	+31	1 NCAA (WSU)
2019	132-109 (.548)	+23	??
2010	153-126 (.548)	+27	1 NCAA (ILS)
2013	135-115 (.540)	+20	1 NCAA (WSU)
2009	145-125 (.537)	+20	1 NCAA (WSU)
2001	130-111 (.539)	+19	1 NCAA (UNI)
2003	134-115 (.538)	+19	2 NCAA (MSU, WSU)
2018	125-112 (.527)	+13	2 NCAA (MSU, DBU)
2004	124-118 (.512)	+6	1 NCAA (WSU)
2017	119-134 (.470)	-15	2 NCAA (MSU, DBU)

Stopper of the Year

Illinois State's Jacob Gilmore listed among 45 student-athletes on the midseason NCBWA Stopper of the Year Award watch list, given to the top relief pitcher. Gilmore has 10 saves and a 3.32 ERA in 16 appearances this season, notching 30 strikeouts in 21.2 innings of work.

MVC Super Regional History

The Missouri Valley Conference has made five appearances in the NCAA Super Regionals since the format was adopted in 1999. 2017 marked Missouri State's third appearance in the Supers, while former member Wichita State boasts the Valley's other two appearances.

Year	School	Opponent	Result
2003	Missouri State	Ohio St.	W, 2-0
2007	Wichita State	UC Irvine	L, 0-2
2008	Wichita State	Florida St.	L, 1-2
2015	Missouri State	Arkansas	L, 1-2
2017	Missouri State	TCU	L, 0-2

MVC In College World Series

MVC programs have made a total of 19 appearances in the College World Series. Current members account for five of those appearances. Missouri State made the league's last appearance in 2003, falling to Rice and Miami (FL) in Omaha. The current CWS appearance drought for the Valley is the longest in the league's history since the event was first held in 1947.

Year	Team	Rec. in CWS
2003	Missouri State	0-2
1996	Wichita State	0-2
1993	Wichita State	3-1 (Runner Up)
1992	Wichita State	0-2
1991	Wichita State	3-1 (Runner Up)
	Creighton	2-2
1989	Wichita State	5-1(National Champs)
1988	Wichita State	2-2
1986	Indiana State	0-2
1982	Wichita State	3-2 (Runner Up)
1977	Southern Illinois	3-2
1971	Tulsa	3-2
1969	Tulsa	3-2 (Runner Up)
1965	Saint Louis	2-2
1956	Bradley	2-2
1955	Oklahoma A&M	3-2
1954	Oklahoma A&M	2-2
1953	Houston	0-2
1950	Bradley	0-2

MLB Opening Day Rosters

There are 10 former Valley players opening the 2019 MLB season on a 40-man roster. Below are the 10 alums:

School	Player	MLB Team
Bradley	Mike Tauchman	Yankees
DBU	Ben Zobrist	Cubs
Evansville	Kyle Freeland	Rockies
	Eric Stamets	Indians
Illinois State	Paul DeJong	Cardinals
	Brock Stewart	Dodgers
Indiana St.	Sean Manaea	A's
Missouri St.	Luke Voit	Yankees
	Matt Hall	Tigers
S. Illinois	Sam Coonrod	Giants

MVC Finds Success in MLB Draft

A total of 17 MVC student-athletes had their names called during the 2018 Major League Baseball Player Draft. DBU's Jameson Hannah was the top pick for the league with the 50th overall pick by the Oakland Athletics.

DBU had seven players drafted while Missouri State had three players selected. Bradley and Southern Illinois each had two players chosen, while Illinois State, Indiana State and Valparaiso each had one draftee.

Year	MVC Players Drafted
2018	17
2017	24
2016	17
2015	22
2014	23
2013	15
2012	13
2011	18
2010	15
2009	18
2008	23
2007	27
2006	17

BRADLEY (30-16, 10-8 MVC)

Back to Back 30s

On the heels of last year's 32-19 campaign, Bradley will enter its regular-season finale series at Indiana State with a 30-16 record in 2019 ... The Braves have won at least 30 games in consecutive seasons for the first time since a 5-year run of 30-win seasons from 1992-96.



On Base Streaks

Bradley's lineup includes two players who will enter the season-ending series at Indiana State riding on-base streaks that have reached the 20's ... Junior LF Dan Bolt has reached base safely in a team season-best 24 consecutive games ... Bolt was 3-for-9 with two walks and a hit-by-pitch during this past weekend's series against Illinois State ... Junior 3B Brendan Dougherty was 3-for-10 with a pair of walks during the series against the Redbirds to extend his on-base streak to 20 games.

Shadid's Go 40-40

For the first time since 2001, Bradley's lineup includes two players who each have driven in at least 40 runs during the season ... Senior CF Andy Shadid leads the Braves with 41 RBI, while his younger brother, junior SS Luke Shadid joined the 40 RBI club Sunday when he drove in three in the 7-2 win against Illinois State Matt Gecan led the 2001 Braves with 43 RBI, with Corey Jager adding 41.

Date	Opponent	Location	TV	Time
Feb. 15	at Central Arkansas	W, 5-2 (Cook, 1-0)		1-0
Feb. 16	at Central Arkansas	W, 4-3 (Moscot, 1-0)		2-0
Feb. 17	at Central Arkansas	L, 13-9 (Lund, 0-1)		2-1
Feb. 21	at Austin Peay	W, 5-3 (10) (Cook, 2-0)		3-1
Feb. 24	at Middle Tennessee	L, 1-0 (Gosswein, 0-1)		3-2
	at Middle Tennessee	W, 2-1 (Beer, 1-0)		4-2
March 1	at UTSA	W, 4-3 (11) (Beer, 2-0)		5-2
March 2	at UTSA	W, 3-2 (Gosswein, 1-1)		6-2
March 3	at UTSA	L, 7-2 (Lund, 0-2)		6-3
March 8	at UNLV	L, 3-2 (Richey, 0-1)		6-4
March 9	at UNLV	W, 8-5 (Gosswein, 2-1)		7-4
March 10	at UNLV	L, 4-2 (Lund, 0-3)		7-5
March 17	Keystone	W, 18-1 (Janssen, 1-0)		8-5
March 18	Dartmouth	L, 6-2 (Moscot, 1-1)		8-6
March 20	Dartmouth	W, 10-2 (Denlinger, 1-0)		9-6
March 22	Dartmouth	W, 6-3 (Moscot, 2-1)		10-6
March 23	Rowan	W, 3-0 (Schrimmer, 1-0)		11-6
March 26	at Iowa	L, 4-2 (Denlinger 1-1)		11-7
March 27	MacMurray	W, 7-1 (Lund, 1-3)		12-7
March 29	*Evansville	L, 1-0 (Janssen, 1-1)		12-8, 0-1
March 30	*Evansville	L, 4-2 (Gosswein, 2-2)		12-9, 0-2
March 31	*Evansville	L, 6-4 (Beer, 2-1)		12-10, 0-3
April 2	Western Illinois	W, 10-0 (Cook, 3-0)		13-10
April 3	SIUE	W, 9-6 (Schrimmer, 2-0)		14-10
April 5	Eureka	W, 20-1 (Janssen, 2-1)		15-10
April 6	Robert Morris (IL)	W, 10-0 (Gosswein, 3-2)		16-10
April 7	Robert Morris (IL)	W, 14-2 (Lund, 2-3)		17-10
April 9	at Western Illinois	W, 4-1 (Moscot, 3-1)		18-10
April 10	Iowa	W, 3-1 (Cilano, 1-0)		19-10
April 12	*Southern Illinois	W, 8-0 (Janssen, 3-1)		20-10, 1-3
April 13	*Southern Illinois	W, 14-4 (Gosswein, 4-2)		21-10, 2-3
	*Southern Illinois	W, 7-1 (Cook, 4-0)		22-10, 3-3
April 16	at Illinois	W, 12-8 (Hodgett, 1-0)		23-10
April 19	*at DBU	W, 2-1 (Olson, 1-0)		24-10, 4-3
April 20	*at DBU	L, 14-3 (Gosswein, 4-3)		24-11, 4-4
	*at DBU	L, 7-6 (Cook, 4-1)		24-12, 4-5
April 23	Illinois	L, 4-2 (10) (Denlinger, 1-2)		24-13
April 26	*at Missouri State	W, 10-9 (Cilano, 2-0)		25-13, 5-5
April 27	*at Missouri State	W, 16-9 (Moscot, 4-1)		26-13, 6-5
April 28	*at Missouri State	W, 6-5 (Lund, 3-3)		27-13, 7-5
May 3	*Valparaiso	W, 2-1 (Janssen, 4-1)		28-13, 8-5
May 4	*Valparaiso	L, 5-2 (Gosswein, 4-4)		28-14, 8-6
May 5	*Valparaiso	W, 13-2 (Lund, 4-3)		29-14, 9-6
May 10	*Illinois State	L, 1-0 (Janssen, 4-2)		29-15, 9-7
May 11	*Illinois State	L, 14-1 (Olson, 1-1)		29-16, 9-8
May 12	*Illinois State	W, 7-2 (Lund, 5-3)		30-16, 10-8
May 16	*at Indiana State	Terre Haute, IN	ESPN+	5:30 PM
May 17	*at Indiana State	Terre Haute, IN	ESPN+	5:30 PM
May 18	*at Indiana State	Terre Haute, IN	ESPN+	1 PM

MVC Tournament

M21-25 Normal, IL The Valley on ESPN

*MVC Games; Times are CST (unless noted) and subject to change

#23 DBU (36-15, 12-6 MVC)

Nearing 500...

Patriot pitching is four strikeouts away from an even 500 on the season and is nearing last season's program record of 556.



Scoreless Streak

After throwing three scoreless innings in his first career start Sunday, Burl Carraway has not allowed a run in his last 13.2 innings, dating back to April 5, when he suffered a loss at Evansville.

Strong Senior Arms

Senior starting pitchers MD Johnson and Jordan Martinson are making their way up the DBU career leaderboards. Johnson is the career leader in DBU's Division I era with 54 starts and second in wins (27), strikeouts (255), and innings pitched (280.0). Martinson is third in strikeouts (254), tied for second in starts (49), third in wins (20), and fourth in innings pitched (264.2).

Date	Opponent	Location	TV	Time
Feb. 15	Kent State	W, 3-0 (Martinson, 1-0)		1-0
Feb. 16	Kent State	W, 8-4 (Townes, 1-0)		2-0
Feb. 17	Kent State	W, 8-1 (Johnson, 1-0)		3-0
Feb. 19	at Oklahoma	L, 4-2 (Townes, 1-1)		3-1
Feb. 22	Minnesota	W, 9-0 (Martinson, 2-0)		4-1
Feb. 23	Minnesota	L, 9-7 (Eldred, 0-1)		4-2
Feb. 24	Minnesota	W, 7-5 (Johnson, 2-0)		5-2
Feb. 26	at #15 Baylor	L, 10-4 (Kechely, 0-1)		5-3
March 1	Houston Baptist	W, 7-1 (Martinson, 3-0)		6-3
	Houston Baptist	W, 2-1 (Bayless, 1-0)		7-3
March 2	Houston Baptist	W, 12-2 (Johnson, 3-0)		8-3
March 5	Oklahoma	W, 7-2 (Carraway, 1-0)		9-3
March 8	at Oral Roberts	W, 13-8 (Martinson, 4-0)		10-3
March 9	at Oral Roberts	W, 13-6 (Carraway, 2-0)		11-3
March 10	at Oral Roberts	W, 6-2 (Bayless, 2-0)		12-3
March 12	#20 Texas A&M	W, 5-4 (Hines, 1-0)		13-3
March 15	Houston	L, 8-6 (Hines, 1-1)		13-4
March 16	Houston	L, 2-0 (Johnson, 3-1)		13-5
March 17	Houston	W, 8-4 (Bayless, 3-0)		14-5
March 19	Oklahoma State	W, 7-5 (Carraway, 3-0)		15-5
March 22	at Air Force	W, 4-3 (Hines, 2-1)		16-5
March 23	at Air Force	W, 6-5 (Bayless, 4-0)		17-5
March 24	at Air Force	W, 30-7 (Fouse, 1-0)		18-5
March 26	UT Arlington	L, 9-0 (Kechely, 0-2)		18-6
March 29	Valparaiso*	W, 10-5 (Martinson, 5-0)		19-6, 1-0
March 30	Valparaiso*	W, 8-0 (Johnson, 4-1)		20-6, 2-0
March 31	Valparaiso*	W, 6-1 (Fouse, 2-0)		21-6, 3-0
April 2	Baylor	L, 5-1 (Kechely, 0-3)		21-7
April 5	at Evansville*	L, 8-3 (Carraway, 3-1)		21-8, 3-1
April 6	at Evansville*	L, 11-5 (Bayless, 4-1)		21-9, 3-2
	at Evansville*	W, 4-3 (Heaton, 1-0)		22-9, 4-2
April 9	#19 TCU	W, 11-6 (Reeves, 1-0)		23-9
April 12	at College of Charleston	L, 4-3 (Martinson, 5-1)		23-10
April 13	at College of Charleston	W, 6-2 (Johnson, 5-1)		24-10
April 14	at College of Charleston	W, 14-4 (Bayless, 5-1)		25-10
April 16	at Oklahoma State	L, 6-3 (Kechely, 0-4)		25-11
April 19	Bradley*	L, 2-1 (Martinson, 5-2)		25-12, 4-3
April 20	Bradley*	W, 14-3 (Johnson, 6-1)		26-12, 5-3
	Bradley*	W, 7-6 (Hines, 3-1)		27-12, 6-3
April 23	at TCU	W, 9-3 (Stone, 1-0)		28-12
April 26	Illinois State*	L, 9-8 (Martinson, 5-3)		28-13, 6-4
April 27	Illinois State*	W, 13-3 (Johnson, 7-1)		29-13, 7-4
April 28	Illinois State*	W, 11-4 (Bayless, 6-1)		30-13, 8-4
April 30	at UT-Arlington	W, 7-1 (Fouse, 3-0)		31-13
May 2	at Missouri State*	W, 6-1 (Martinson, 6-3)		32-13, 9-4
May 3	at Missouri State*	L, 4-3 (Johnson, 7-2)		32-14, 9-5
May 4	at Missouri State*	L, 6-0 (Sherlin, 0-1)		32-15, 9-6
May 7	Stephen F. Austin	W, 11-0 (Townes, 2-1)		33-15
May 10	Indiana State*	W, 12-2 (Martinson, 7-3)		34-15, 10-6
May 11	Indiana State*	W, 8-1 (Johnson, 8-2)		35-15, 11-6
May 12	Indiana State*	W, 7-3 (Carraway, 4-1)		36-15, 12-6
May 16	at Southern Illinois*	Carbondale, IL	ESPN+	6:30 PM
May 17	at Southern Illinois*	Carbondale, IL	ESPN+	6:30 PM
May 18	at Southern Illinois*	Carbondale, IL	ESPN+	2 PM

MVC Tournament

M21-25 Normal, IL The Valley on ESPN

*MVC Games; Times are CST (unless noted) and subject to change

EVANSVILLE (23-24, 10-8 MVC)

Fresh Set Up

Freshman RHP Shane Gray has become the go-to set-up man for the Aces bullpen. In three appearances this past week, Gray went 1-0, compiling a 1.50 ERA, while holding the opposition to a .238 batting average and striking out six.



Strong Starts from Senior

Senior southpaw Alex Weigand made a pair of strong starts this past week. Despite getting a pair of no-decisions, the left-hander struck out 12 batters, while compiling a 2.25 ERA, scattering seven hits, across eight innings of work.

Fresh Duo

The freshman duo of A.J. Fritz and Danny Borgstrom had a big week for the Aces, batting .286 while knocking in four RBIs apiece. Borgstrom delivered a clutch 3-run triple in UE's middle game with Missouri State on Saturday, on his way to posting a team-high .500 slugging percentage for the week.

Date	Opponent	Location	TV	Time
Feb. 15	at Mercer	L, 5-4 (Lukas, 0-1)		0-1
Feb. 16	at Mercer	L, 7-6 (Croner, 0-1)		0-2
Feb. 17	at Mercer	W, 7-2 (Weigand, 1-0)		1-2
Feb. 20	at #1 Vanderbilt	L, 5-4 (Ellis, 0-1)		1-3
Feb. 24	at Little Rock	L, 7-5 (Weigand, 1-1)		1-4
	at Little Rock	W, 3-1 (Croner, 1-1)		2-4
Feb. 25	at Little Rock	W, 10-5 (Hayden, 1-0)		3-4
Mar. 1	vs. Boston College	W, 4-0 (Lukas, 1-1)		4-4
Mar. 2	at Eastern Kentucky	L, 2-0 (Hayden, 1-1)		4-5
	vs. Boston College	W, 4-3 (Croner, 2-1)		5-5
Mar. 9	vs. Iowa	L, 18-7 (Lukas, 1-2)		5-6
Mar. 10	vs. Iowa	W, 6-0 (Croner, 3-1)		6-6
	vs. Iowa	W, 3-1 (Gray, 1-0)		7-6
Mar. 15	Creighton	W, 7-1 (Lukas, 2-2)		8-6
Mar. 16	Creighton	W, 11-0 (Croner, 4-1)		9-6
Mar. 17	Creighton	L, 10-4 (Weigand, 1-2)		9-7
Mar. 22	at Xavier	L, 11-8 (Parks, 0-1)		9-8
Mar. 23	at Xavier	L, 5-2 (Croner, 4-2)		9-9
Mar. 24	at Xavier	W, 10-2 (Weigand, 2-2)		10-9
Mar. 27	SIUE	W, 9-5 (Ellis, 1-1)		11-9
Mar. 29	at Bradley*	W, 1-0 (Lukas, 3-2)		12-9, 1-0
Mar. 30	at Bradley*	W, 4-2 (Croner, 5-2)		13-9, 2-0
Mar. 31	at Bradley*	W, 6-4 (Parks, 1-1)		14-9, 3-0
April 3	UT-Martin	W, 6-3 (Steimel, 1-0)		15-9
April 5	DBU*	W, 8-3 (Lukas, 4-2)		16-9, 4-0
April 6	DBU*	W, 11-5 (Gray, 2-0)		17-9, 5-0
	DBU*	L, 4-3 (Weigand, 2-3)		17-10, 5-1
April 9	at Austin Peay	L, 10-2 (Gray, 2-1)		17-11
April 12	Indiana	L, 5-0 (Lukas, 4-3)		17-12
April 13	at Indiana	L, 5-1 (Croner, 5-3)		17-13
	at Indiana	L, 9-3 (Weigand, 2-4)		17-14
April 14	at Indiana	L, 6-5 (10) (Allinger, 0-1)		17-15
April 16	at Murray State	W, 16-12 (Steimel, 2-0)		18-15
April 20	Indiana State*	W, 6-2 (Lukas, 5-3)		19-15, 6-1
April 21	Indiana State*	L, 8-2 (Croner, 5-4)		19-16, 6-2
	Indiana State*	L, 6-4 (Parks, 1-2)		19-17, 6-3
April 24	at UT-Martin	L, 8-4 (Weigand, 2-5)		19-18
April 26	at Valparaiso*	W, 8-1 (Parks, 2-1)		20-18, 7-3
April 28	at Valparaiso*	L, 6-2 (Croner, 5-5)		20-19, 7-4
	at Valparaiso*	W, 4-2 (Hayden, 2-1)		21-19, 8-4
May 3	at Southern Illinois*	L, 8-6 (Lukas, 5-4)		21-20, 8-5
May 4	at Southern Illinois*	L, 5-2 Croner (5-6)		21-21, 8-6
May 5	at Southern Illinois*	L, 4-1 (Hayden, 2-2)		21-22, 8-7
May 7	Murray State	L, 6-4 (Parks, 2-2)		21-23
May 10	Missouri State*	W, 4-3 (12) (Gray, 3-1)		22-23, 9-7
May 11	Missouri State*	L, 10-9 (Presko, 0-1)		22-24, 9-8
May 12	Missouri State*	W, 4-3 (Allinger, 1-2)		23-24, 10-8

May 14	at Belmont	Nashville, TN		5 pm
May 16	at Illinois State*	Normal, IL		5 pm
May 17	at Illinois State*	Normal, IL	ESPN+	2 pm
May 18	at Illinois State*	Normal, IL	ESPN+	1 pm

MVC Tournament

Normal, Ill. The Valley on ESPN

*MVC Games; Times are CST (unless noted) and subject to change

ILLINOIS STATE (30-21, 12-6 MVC)

Tied for First

Illinois State defeated Bradley in a three-game conference series to move back into a tie for first place in the Missouri Valley Conference. The Redbirds share the top spot with Dallas Baptist with one weekend left to play as both teams sit at 12-6 in conference play.



Leading the Valley

Illinois State leads the Missouri Valley Conference in four different statistical categories as a team. The Redbirds lead the MVC in batting average (.297), at-bats (643), hits (191), and doubles (42). Illinois State is tied with Bradley in home runs (19) in conference play.

Six Down, One to Go

Brent Headrick is a perfect 6-0 in MVC conference play with a 1.05 ERA. The Custer Park, Illinois, native has hurled 43.0 innings, allowing 27 hits, while giving up 10 runs with five of them being earned. Headrick has walked eight while striking out 55 batters in MVC play. Headrick will try to beat every team in conference this week when the Redbirds play Evansville.

Date	Opponent	Location	TV	Time
Feb. 15	at Belmont	W, 27-11 (11) (Gilmore, 1-0)		1-0
Feb. 16	at Belmont	W, 14-3 (Bronke, 1-0)		2-0
Feb. 17	at Belmont	W, 10-6 (Walker, 1-0)		3-0
Feb. 23	at Central Arkansas	L, 6-4 (Bronke, 0-1)		3-1
Feb. 24	at Central Arkansas	W, 8-0 (Headrick, 2-0)		4-1
	at Central Arkansas	L, 4-1 (Walker, 1-1)		4-2
Feb. 25	at Central Arkansas	W, 6-3 (Gilmore, 2-0)		5-2
Mar. 1	at Murray State	W, 4-3 (Headrick, 1-0)		6-2
	at Murray State	L, 5-4 (Bronke, 0-2)		6-3
Mar. 2	at Murray State	W, 9-5 (Johnson, 1-0)		7-3
Mar. 8	at #1 Vanderbilt	L, 10-4 (Headrick, 1-1)		7-4
Mar. 10	at #1 Vanderbilt	L, 9-1 (Lindgren, 2-1)		7-5
	at #1 Vanderbilt	W, 7-3 (Johnson, 2-0)		8-5
Mar. 12	at SEMO	W, 18-6 (Wicklund, 1-0)		9-5
Mar. 13	at SIUE	W, 16-9 (Peplow, 1-0)		10-5
Mar. 15	Central Michigan	W, 7-2 (Johnson, 3-0)		11-5
Mar. 16	Central Michigan	W, 5-4 (Anderson, 1-0)		12-5
Mar. 17	Central Michigan	L, 11-2 (Walker, 1-2)		12-6
Mar. 19	UIC	W, 4-0 (Wicklund, 2-0)		13-6
Mar. 22	at Illinois	L, 14-3 (Headrick, 1-2)		13-7
Mar. 23	at Illinois	L, 4-2 (Lindgren, 2-2)		13-8
Mar. 24	at Illinois	L, 12-1 (Walker, 1-3)		13-9
Mar. 26	Milwaukee	L, 6-3 (Wicklund, 2-1)		13-10
Mar. 29	at Creighton	L, 17-3 (Headrick, 1-3)		13-11
Mar. 30	at Creighton	L, 8-7 (11) (Gilmore, 2-1)		13-12
Mar. 31	at Creighton	L, 7-3 (Walker, 1-4)		13-13
Apr. 2	Eastern Illinois	W, 3-0 (Wicklund, 3-1)		14-13
Apr. 3	at Iowa	W, 11-6 (Wogrin, 1-0)		15-13
Apr. 5	at Valparaiso *	W, 13-1 (Headrick, 2-3)		16-13, 1-0
Apr. 6	at Valparaiso *	W, 12-6 (Lindgren, 3-2)		17-13, 2-0
	at Valparaiso *	L, 4-2 (Walker, 1-5)		17-14, 2-1
Apr. 9	Illinois	W, 7-6 (13) (Anderson, 2-0)		18-14
Apr. 12	Missouri State *	W, 7-1 (Headrick, 3-3)		19-14, 3-1
Apr. 13	Missouri State *	W, 7-5 (Johnson, 4-0)		20-14, 4-1
Apr. 14	Missouri State *	W, 5-3 (Walker, 2-5)		21-14, 5-1
Apr. 16	at UIC	L, 6-1 (Wicklund, 3-2)		21-15
Apr. 17	Sacramento State	W, 2-1 (Vogrin, 2-0)		22-15
Apr. 19	at Southern Illinois *	W, 7-4 (Headrick, 4-3)		23-15, 6-1
Apr. 20	at Southern Illinois *	W, 7-6 (Lindgren, 4-2)		24-15, 7-1
Apr. 21	at Southern Illinois *	W, 8-4 (Walker, 3-5)		25-15, 8-1
Apr. 23	Northern Illinois	W, 10-2 (Wicklund, 4-2)		26-15
Apr. 26	at DBU*	W, 9-8 (Headrick, 5-3)		27-15, 9-1
Apr. 27	at DBU*	L, 13-3 (Lindgren, 4-3)		27-16, 9-2
Apr. 28	at DBU*	L, 11-4 (Walker, 3-6)		27-17, 9-3
Apr. 30	at Northwestern	L, 6-3 (Johnson, 4-1)		27-18
May 3	Indiana State *	W, 4-3 (Headrick, 6-3)		28-18, 10-3
May 4	Indiana State *	L, 13-1 (Lindgren, 4-4)		28-19, 10-4
May 5	Indiana State *	L, 6-1 (Walker, 3-7)		28-20, 10-5
May 10	at Bradley *	W, 1-0 (Headrick, 7-3)		29-20, 11-5
May 11	at Bradley *	W, 14-1 (Walker, 4-7)		30-20, 12-5
May 12	at Bradley *	L, 7-2 (Wicklund, 4-3)		30-21, 12-6
May 14	SIUE	Normal, Ill.	ESPN+	5 P.M.
May 16	Evansville *	Normal, Ill.	ESPN+	5 P.M.
May 17	Evansville *	Normal, Ill.	ESPN+	2 P.M.
May 18	Evansville *	Normal, Ill.	ESPN+	1 P.M.

MVC Tournament

Normal, Ill. The Valley on ESPN

*MVC Games; Times are CST (unless noted) and subject to change

INDIANA STATE (34-14, 11-7 MVC)

Swept

Indiana State suffered its first weekend sweep since 2017 over the weekend at Dallas Baptist. It marked the first weekend sweep for ISU since May 12-14, 2017 when the Sycamores dropped three-straight at No. 13-ranked Missouri State. The sweep also marked the first time in 2019 that ISU has lost three in-a-row.



Not Afraid to Wear It

Indiana State ranks 20th in the nation in hit-by-pitches, taking 79 HBP's so far this season. Jake Means has been hit a team-high 14 times. Roby Enriquez has been hit 13 times and Max Wright has been beated on 11 occasions. Ten different batters have been hit-by-pitch more than once this season.

Pitching Strong for Trees

The Indiana State pitching staff has been outstanding this season, combining for a 3.39 team ERA which is 13th-best nationally. As a team, ISU also ranks 10th nationally with a 1.20 WHIP, 21st in hits per nine innings (7.68) and 16th with five shutouts. ISU pitching has combined to hit just 17 batters which is second-fewest in the country. Indiana State's MVC ERA sits at 3.33 in 18 games. The next best team is Evansville at 3.69.

Date	Opponent	Location	TV	Time
Feb. 15	at Jacksonville	W, 7-1 (Guerrero, 1-0)		1-0
Feb. 16	at Jacksonville	W, 13-7 (Liberatore, 1-0)		2-0
Feb. 17	at Jacksonville	W, 8-3 (Buraconak, 1-0)		3-0
Feb. 22	at UNC Wilmington	W, 1-0 (Polley, 1-0)		4-0
Feb. 23	vs Marshall	W, 4-1 (Liberatore, 2-0)		5-0
Feb. 24	vs Iona	W, 10-0 (Whitbread, 1-0)		6-0
Feb. 26	at Western Carolina	W, 8-4 (Cross, 1-0)		7-0
Feb. 27	at Western Carolina	L, 10-9 (Giles, 0-1)		7-1
Mar. 1	Austin Peay	W, 8-1 (Polley, 2-0)		8-1
Mar. 2	Austin Peay	W, 3-2 (10) (Ward, 1-0)		9-1
Mar. 8	at Mercer	W, 12-7 (Polley, 3-0)		10-1
Mar. 9	at Mercer	W, 7-3 (Liberatore, 3-0)		11-1
Mar. 10	at Mercer	W, 9-4 (Whitbread, 2-0)		12-1
Mar. 13	Purdue	W, 4-3 (Cross, 2-0)		13-1
Mar. 15	The Citadel	W, 5-1 (Polley, 4-0)		14-1
Mar. 16	The Citadel	W, 4-2 (Liberatore, 4-0)		15-1
Mar. 17	The Citadel	W, 8-0 (Whitbread, 3-0)		16-1
Mar. 19	Indiana	L, 15-14 (Grauer, 0-1)		16-2
Mar. 22	Rutgers	W, 3-1 (Grauer, 1-1)		17-2
Mar. 23	Rutgers	W, 7-5 (Giles, 1-1)		18-2
Mar. 24	Rutgers	W, 4-3 (Whitbread, 4-0)		19-2
Mar. 26	#25 Illinois	W, 3-1 (Ridgway, 1-0)		20-2
Mar. 29	at Missouri State*	L, 6-5 (11) (Grauer, 1-2)		20-3, 0-1
Mar. 31	at Missouri State*	L, 1-0 (12) (Guerrero, 1-1)		20-4, 0-2
	at Missouri State*	W, 12-0 (Whitbread, 5-0)		21-4, 1-2
Apr. 3	at Purdue	W, 4-3 (Ward, 2-0)		22-4
Apr. 5	at Michigan State	L, 1-0 (10) (Ward, 2-1)		22-5
Apr. 6	at Michigan State	W, 2-1 (Liberatore, 5-0)		23-5
Apr. 7	at Michigan State	L, 6-0 (Whitbread, 5-1)		23-6
Apr. 9	at #25 Michigan	W, 8-7 (10) (Ward, 3-1)		24-6
Apr. 10	at #25 Michigan	L, 6-4 (Klein, 0-1)		24-7
Apr. 12	Valparaiso*	W, 13-2 (Polley, 5-0)		25-7, 2-2
Apr. 13	Valparaiso*	W, 8-0 (Liberatore, 6-0)		26-7, 3-2
	Valparaiso*	W, 11-5 (Ward, 4-1)		27-7, 4-2
Apr. 16	at #5 Vanderbilt	L, 7-1 (Guerrero, 1-2)		27-8
Apr. 20	at Evansville*	L, 6-2 (Cross, 2-1)		27-9, 4-3
Apr. 21	at Evansville*	W, 8-2 (Liberatore, 7-0)		28-9, 5-3
	at Evansville*	W, 6-4 (Grauer, 2-2)		29-9, 6-3
Apr. 26	Southern Illinois*	W, 6-3 (Polley, 6-0)		30-9, 7-3
Apr. 27	Southern Illinois*	W, 7-2 (Liberatore, 8-0)		31-9, 8-3
Apr. 28	Southern Illinois*	W, 7-4 (Ward, 5-1)		32-9, 9-3
May 1	at Illinois	L, 5-2 (Klein, 0-2)		32-10
May 3	at Illinois State*	L, 4-3 (Grauer, 2-3)		32-11, 9-4
May 4	at Illinois State*	W, 13-1 (Liberatore, 9-0)		33-11, 10-4
May 5	at Illinois State*	W, 6-1 (Whitbread, 6-1)		34-11, 11-4
May 10	at DBU*	L, 12-2 (Polley, 6-1)		34-12, 11-5
May 11	at DBU*	L, 8-1 (Liberatore, 9-1)		34-13, 11-6
May 12	at DBU*	L, 7-3 (Whitbread, 6-2)		34-14, 11-7
May 16	Bradley*	Terre Haute, Ind.	ESPN+	5:30 p.m.
May 17	Bradley*	Terre Haute, Ind.	ESPN+	5:30 p.m.
May 18	Bradley*	Terre Haute, Ind.	ESPN+	1 p.m.

MVC Tournament

M21-25 Normal, Ill. The Valley on ESPN

*MVC Games; Times are CST (unless noted) and subject to change

MISSOURI STATE (16-34, 7-11 MVC)

Sechler Saves Another

Bears sophomore closer Connor Sechler notched career save number 13 Saturday at Evansville, locking up a 10-9 MSU victory with a perfect ninth inning. The Bolivar, Mo., product climbed into a tie with Bob Zimmermann (2001-03) for fifth place on the Bears' career saves list and needs one more to match Tyler Burgess' MSU total for the fourth spot on the chart.



Kotowski Climbing

Bears freshman outfielder Dakota Kotowski belted his 11th home run of the season in the Bears' 4-3 setback at Evansville Sunday. Kotowski now owns the top spot on the MVC's home run leaderboard with seven during conference play. The Channahon, Ill., native also leads the league in slugging (.730) and ranks second in total bases (46) during Valley play. Additionally, Kotowski owns the No. 3 position on MSU's freshman home run list, needing four more homers to equal the freshman total of Jason Hart (1996) in the No. 2 spot on the list and 10 more to catch all-time freshman home run leader Ryan Howard (1999).

Senior Sendoff

Missouri State will conclude the regular season with three MVC home games against Valparaiso this weekend, marking the final chapters in the Hammons Field careers of three seniors. Pitcher Jake Lochner is the lone four-year letterwinner on the 2019 roster. The second-generation Bear has been a part of 137 MSU victories—including 68 at Hammons—over his four-year career, while two-year lettermen Davis Schwab and Brooks Zimmerman will also be recognized before the Bears' final home contest Saturday (May 18).

Date	Opponent	Location	TV	Time
Feb. 15	vs. Nevada	L, 16-4 (Wiley, 0-1)		0-1
Feb. 16	vs. Utah	W, 6-2 (Schwab, 1-0)		1-1
Feb. 17	at Texas State	L, 10-0 (Moore, 0-1)		1-2
Feb. 22	vs. #25 Cal State Fullerton	L, 7-0 (Schwab, 1-1)		1-3
Feb. 23	at San Diego	L, 14-4 (Juenger, 0-1)		1-4
Feb. 24	vs. Fresno State	L, 3-2 (Wiley, 0-2)		1-5
Feb. 26	Central Arkansas	W, 9-7 (Witherspoon, 1-)		2-5
Feb. 27	Central Arkansas	W, 15-3 (Thomazin, 1-0)		3-5
Mar. 1	#25 UC Irvine	L, 3-2 (Schwab, 1-2)		3-6
	#25 UC Irvine	L, 4-1 (11) (Sechler, 1-1)		3-7
Mar. 8	at Arkansas State	L, 14-2 (Schwab, 1-3)		3-8
Mar. 10	at Arkansas State	L, 16-4 (Wiley, 0-3)		3-9
	at Arkansas State	L, 6-4 (Thomazin, 1-1)		3-10
Mar. 12	at Oklahoma State	L, 13-2 (Barnes, 0-1)		3-11
Mar. 13	at Oral Roberts	W, 11-2 (Lochner, 1-0)		4-11
Mar. 15	at Oklahoma	W, 11-8 (Sechler, 1-1)		5-11
Mar. 16	at Oklahoma	L, 11-2 (Thomazin, 1-2)		5-12
Mar. 17	at Oklahoma	L, 6-1 (Wiley, 0-4)		5-13
Mar. 22	at Santa Barbara	L, 7-3 (Thomazin, 1-3)		5-14
Mar. 23	at Santa Barbara	L, 5-3 (Sechler, 1-2)		5-15
Mar. 24	at Santa Barbara	L, 11-1 (Wiley, 0-5)		5-16
Mar. 26	#8 Arkansas	L, 8-2 (Juenger, 0-2)		5-17
Mar. 27	Kansas	L, 9-5 (Barnes, 0-2)		5-18
Mar. 29	Indiana State*	W, 6-5 (11) (Sechler, 2-2)		6-18, 1-0
Mar. 31	Indiana State*	W, 1-0 (12) (Juenger, 1-2)		7-18, 2-0
	Indiana State*	L, 12-0 (Cruikshank, 0-1)		7-19, 2-1
Apr. 2	at SEMO	W, 8-2 (Barnes, 1-2)		8-19
Apr. 3	at Murray State	W, 15-10 (Juenger, 2-2)		9-19
Apr. 5	at Southern Illinois*	W, 10-5 (Lochner, 2-0)		10-19, 3-1
Apr. 6	at Southern Illinois*	W, 13-4 (10) (Wiley, 1-5)		11-19, 4-1
	at Southern Illinois*	L, 4-2 (Cruikshank, 0-2)		11-20, 4-2
Apr. 9	at Kansas	L, 11-6 (Schmidt, 0-1)		11-21
Apr. 12	at Illinois State*	L, 7-1 (Lochner, 2-1)		11-22, 4-3
Apr. 13	at Illinois State*	L, 7-5 (Sechler, 2-3)		11-23, 4-4
Apr. 14	at Illinois State*	L, 5-3 (Schwab, 1-4)		11-24, 4-5
Apr. 16	#21 Missouri	L, 14-6 (Schmidt, 0-2)		11-25
Apr. 18	New Orleans	W, 8-3 (Lochner, 3-1)		12-25
Apr. 19	New Orleans	W, 6-1 (Wiley, 2-5)		13-25
Apr. 20	New Orleans	L, 20-12 (Schmidt, 0-3)		13-26
Apr. 23	at Missouri	L, 6-2 (Juenger, 2-3)		13-27
Apr. 26	Bradley*	L, 10-9 (Sechler, 2-4)		13-28, 4-6
Apr. 27	Bradley*	L, 16-9 (Juenger, 2-4)		13-29, 4-7
Apr. 28	Bradley*	L, 6-5 (Barnes, 1-3)		13-30, 4-8
May 2	DBU*	L, 6-1 (Lochner, 3-2)		13-31, 4-9
May 3	DBU*	W, 4-3 (Wiley, 3-5)		14-31, 5-9
May 4	DBU*	W, 6-0 (Schwab, 2-4)		15-31, 6-9
May 7	Wichita State	L, 9-4 (10) (Sechler, 2-5)		15-32
May 10	at Evansville*	L, 4-3 (12) (Juenger, 2-5)		15-33, 6-10
May 11	at Evansville*	W, 10-9 (Gibbs, 1-0)		16-33, 7-10
May 12	at Evansville*	L, 4-3 (Sechler, 2-6)		16-34, 7-11
May 16	Valparaiso*	Springfield		6:30 p.m.
May 17	Valparaiso*	Springfield		6:30 p.m.
May 18	Valparaiso*	Springfield	ESPN+	2 p.m.

MVC Tournament

M21-25 Normal, Ill. The Valley on ESPN

*MVC Games; Times are CST (unless noted) and subject to change

SOUTHERN ILLINOIS (22-25, 4-14 MVC)

Home Dawgs

SIU has a wide disparity in home vs. road performance this year. Despite going 5-18 on the road, SIU is 17-7 at home and has won five-straight home games. The Salukis secured a fourth-straight season above .500. In that time (since 2016), SIU is 26 games above .500 (68-42-1). The final four games of the season are at Itchy Jones Stadium.



Solid Pitching Weekend

Despite getting swept at Valpo last weekend, Southern's pitching staff had a good weekend. Mason Hiser didn't allow an earned run in 5.1 innings on Friday and held the Crusaders to a .167 batting average. Justin Yeager made two appearances out of the pen and allowed just one hit (.071 b/avg) in 4.1 innings with six strikeouts. SIU's pitching staff limited Valpo to a .239 batting average for the series and had a 3.94 series long ERA.

Midweek Magic

Southern Illinois is 9-2 in mid-week games this year and undefeated at home in mid-week games. The Salukis are doing it with strong pitching that is limiting opponents to a .227 average in mid-week games. Sam Grace had led the charge with an 0.79 ERA in 11.1 innings, limiting opponents to an .086 batting average. Southern's running game has also been particularly effective in mid-weeks, going 59-for-68 (86.8%). Dating back to the start of the 2018 season, SIU is 19-5 in its last 24 mid-week games.

Date	Opponent	Location	TV	Time
Feb. 15	at Nicholls	W, 6-5 (Farmer, 1-0)		1-0
Feb. 16	at Nicholls	L, 3-2 (Steidl, 0-1)		1-1
Feb. 17	at Nicholls	L, 7-3 (Begner, 0-1)		1-2
Feb. 24	at Memphis	L, 7-2 (Harrison, 0-1)		1-3
	at Memphis	W, 2-1 (Givens, 1-0)		2-3
Feb. 27	at Belmont	W, 13-9 (Hiser, 1-0)		3-3
Mar. 1	Western Illinois	W, 8-1 (Harrison, 1-1)		4-3
Mar. 2	Western Illinois	W, 6-1 (Begner, 1-1)		5-3
Mar. 3	Western Illinois	W, 16-1 (Givens, 2-0)		6-3
Mar. 6	at Southeast Missouri	L, 11-9 (McDaniel, 0-1)		6-4
Mar. 8	Northern Illinois	W, 3-1 (Harrison, 2-1)		7-4
Mar. 9	Northern Illinois	L, 17-2 (Givens, 2-1)		7-5
Mar. 10	Northern Illinois	W, 8-6 (Begner, 2-1)		8-5
Mar. 12	Austin Peay	W, 3-2 (Hiser, 2-0)		9-5
Mar. 13	Southeast Missouri	W, 4-1 (Steidl, 1-1)		10-5
Mar. 15	at Illinois	L, 5-4 (Yeager, 0-1)		10-6
Mar. 16	at Illinois	L, 5-4 (McDaniel, 0-2)		10-7
Mar. 17	at Illinois	L, 14-5 (Begner, 2-2)		10-8
Mar. 19	SIUE	W, 7-6 (Yeager, 1-1)		11-8
Mar. 22	Morehead State	W, 9-8 (Givens, 3-1)		12-8
Mar. 23	Morehead State	L, 7-0 (Begner, 2-3)		12-9
Mar. 24	Morehead State	W, 5-4 (11) (Yeager, 2-1)		13-9
Mar. 26	Belmont	W, 10-4 (Steidl, 2-1)		14-9
Mar. 29	at Butler	L, 5-4 (Givens, 3-2)		14-10
Apr. 2	at Arkansas State	W, 4-3 (Hiser, 3-0)		15-10
Apr. 5	*Missouri State	L, 10-5 (Grace, 0-1)		15-11, 0-1
Apr. 6	*Missouri State	L, 13-4 (10) (Givens, 3-3)		15-12, 0-2
Apr. 9	*Missouri State	W, 4-2 (Begner, 3-3)		16-12, 1-2
Apr. 9	at Eastern Illinois	W, 9-8 (McDaniel, 1-0)		17-12
Apr. 12	*at Bradley	L, 8-0 (Givens, 3-4)		17-13, 1-3
Apr. 13	*at Bradley	L, 14-4 (Begner, 3-4)		17-14, 1-4
	*at Bradley	L, 7-1 (Hiser, 3-1)		17-15, 1-5
Apr. 16	at Austin Peay	L, 12-9 (McDaniel, 1-3)		17-16
Apr. 19	*Illinois State	L, 7-4 (Hiser, 3-2)		17-17, 1-6
Apr. 20	*Illinois State	L, 7-6 (Givens, 3-5)		17-18, 1-7
Apr. 21	*Illinois State	L, 8-4 (Begner, 3-5)		17-19, 1-8
Apr. 26	*at Indiana State	L, 6-3 (Hiser, 3-3)		17-20, 1-9
Apr. 27	*at Indiana State	L, 7-2 (Givens, 3-6)		17-21, 1-10
Apr. 28	*at Indiana State	L, 7-4 (Yeager, 2-2)		17-22, 1-11
Apr. 30	Illinois	W, 12-3 (Grace, 1-1)		18-22
May 1	Murray State	W, 8-3 (Begner, 4-5)		19-22
May 3	* Evansville	W, 8-6 (Hiser, 4-3)		20-22, 2-11
May 4	* Evansville	W, 5-2 (Begner, 5-5)		21-22, 3-11
May 5	* Evansville	W, 4-1 (Steidl, 3-1)		22-22, 4-11
May 10	*at Valparaiso	L, 5-4 (14) (DeSomer, 0-1)		22-23, 4-12
May 11	*at Valparaiso	L, 7-1 (Begner, 5-6)		22-24, 4-13
May 12	*at Valparaiso	L, 4-1 (Steidl, 3-2)		22-25, 4-14
May 14	Saint Louis	Carbondale, Ill.	ESPN+	5 p.m.
May 16	*#23 DBU	Carbondale, Ill.	ESPN+	6:30 p.m.
May 17	*#23 DBU	Carbondale, Ill.	ESPN+	6:30 p.m.
May 18	*#23 DBU	Carbondale, Ill.	ESPN+	2 p.m.

MVC Tournament

M21-25 Normal, Ill. The Valley on ESPN

*MVC Games; Times are CST (unless noted) and subject to change

VALPARAISO (13-32, 6-12 MVC)

#NoRunZone

Southern Illinois entered the May 10 series opener at Valpo ranking third nationally in stolen bases per game and fifth nationally in total stolen bases, but the Salukis went just 4-of-9 against freshman catcher Jake Kapers and the Valpo pitching staff in a three-game set at Emory G. Bauer Field. On the flip side, Valpo entered the weekend just 11-of-24 in stolen base attempts and went a perfect 7-for-7 over the three games.



Fricke On Fire

Zach Fricke delivered the first nine-inning complete game by a Valpo pitcher this season, allowing just one run on four hits while earning his third win in a 7-1 triumph over Southern Illinois on May 11. Entering his start against Evansville on April 28, Fricke had an 0-3 record and 7.64 ERA over 12 games (five starts). Since then, the rookie right-hander has gone 3-0 with a 2.14 ERA over 21 innings with opponents hitting just .214 against him.

Bringing Out the Brooms

Valpo's three wins over Southern Illinois from May 10-12 allowed the team to string together three straight victories for the first time this season and record its first ever sweep in Missouri Valley Conference play. It marked Valpo's second series win (2018 at Evansville) since joining The Valley prior to the start of the 2018 season and first at Emory G. Bauer Field. In addition, it was Valpo's first series win since March 16-17 at Northern Illinois and the team's second series win of the season. The victories allowed Valpo to lift its Valley win total to six, matching its conference win total from a year ago with three Valley games still to play. This marked Valpo's first three-game series sweep since May 19-21, 2016 vs. Youngstown State.

Date	Opponent	Location	TV	Time
Feb. 15	at Lipscomb	L, 6-0 (Kornacker, 0-1)		0-1
Feb. 16	at Lipscomb	W, 8-6 (Tieman, 1-0)		1-1
Feb. 24	at Arkansas State	L, 7-6 (11) (Hammel, 0-1)		1-2
	at Arkansas State	L, 7-1 (Tieman, 1-1)		1-3
Feb. 25	at Arkansas State	L, 4-1 (Fields, 0-1)		1-4
March 1	at UNC-Wilmington	L, 10-8 (Bates, 0-1)		1-5
March 2	at UNC-Wilmington	L, 4-3 (Hammel, 0-2)		1-6
March 3	at UNC-Wilmington	W, 10-8 (Jarecki, 1-0)		2-6
March 5	at North Carolina A&T	L, 11-4 (Hammel, 0-3)		2-7
March 8	at #24 South Carolina	L, 9-2 (Kornacker, 0-2)		2-8
March 9	at #24 South Carolina	L, 3-2 (Quigley, 0-1)		2-9
March 10	at #24 South Carolina	L, 12-6 (Skidmore, 0-1)		2-10
March 12	at Tennessee Tech	L, 12-8 (Bates, 0-2)		2-11
March 15	at Northern Illinois	W, 7-6 (Rhodehouse, 1-0)		3-11
March 16	at Northern Illinois	L, 5-2 (Tieman, 1-2)		3-12
March 17	at Northern Illinois	W, 5-2 (Fields, 1-1)		4-12
March 22	Butler	L, 6-4 (Tieman, 1-3)		4-13
March 23	Butler	W, 5-2 (Fields, 2-1)		5-13
March 24	Butler	L, 9-2 (Kornacker, 0-3)		5-14
March 26	at Purdue	L, 5-1 (Fricke, 0-1)		5-15
March 27	at Ball State	L, 14-8 (Kornacker, 0-4)		5-16
March 29	at DBU*	L, 10-5 (Tieman, 1-4)		5-17, 0-1
March 30	at DBU*	L, 8-0 (Fields, 2-2)		5-18, 0-2
March 31	at DBU*	L, 6-1 (Fricke, 0-2)		5-19, 0-3
April 5	Illinois State*	L, 13-1 (Tieman, 1-5)		5-20, 0-4
April 6	Illinois State*	L, 12-6 (Fields, 2-3)		5-21, 0-5
	Illinois State*	W, 4-2 (Hammel, 1-3)		6-21, 1-5
April 12	at Indiana State*	L, 13-2 (Tieman, 2-6)		6-22, 1-6
April 13	at Indiana State*	L, 8-0 (Fields, 2-4)		6-23, 1-7
	at Indiana State*	L, 11-5 (Rhodehouse, 1-1)		6-24, 1-8
April 16	Western Michigan	W, 11-1 (Bates, 1-2)		7-24
April 19	at SIUE	W, 8-0 (Tieman, 2-6)		8-24
April 20	at SIUE	L, 4-3 (Rhodehouse, 1-2)		8-25
	at SIUE	L, 16-6 (Fricke, 0-3)		8-26
April 23	Notre Dame	L, 4-3 (Quigley, 0-2)		8-27
April 26	Evansville*	L, 8-1 (Tieman, 2-7)		8-28, 1-9
April 27	Evansville*	W, 6-2 (Fricke, 1-3)		9-28, 2-9
April 28	Evansville*	L, 4-2 (Bates, 1-3)		9-29, 2-10
May 3	at Bradley*	L, 2-1 (Tieman, 2-8)		9-30, 2-11
May 4	at Bradley*	W, 5-2 (Fricke, 2-3)		10-30, 3-11
May 5	at Bradley*	L, 13-2 (Hammel, 1-4)		10-31, 3-12
May 8	at Michigan State	L, 9-3 (Bates, 1-4)		10-32
May 10	Southern Illinois*	W, 5-4 (14) (Rhodehouse, 2-2)		11-32, 4-12
May 11	Southern Illinois*	W, 7-1 (Fricke, 3-3)		12-32, 5-12
May 12	Southern Illinois*	W, 4-1 (Hammel, 2-4)		13-32, 6-12
May 14	Chicago State	Valparaiso, Ind.		3 p.m.
May 16	at Missouri State*	Springfield, Mo.		6:30 p.m.
May 17	at Missouri State*	Springfield, Mo.		6:30 p.m.
May 18	at Missouri State*	Springfield, Mo.	ESPN+	2 p.m.

MVC Tournament

M21-25 Normal, Ill. The Valley on ESPN

*MVC Games; Times are CST (unless noted) and subject to change

2019 MVC Baseball Championship

Duffy Bass Field · Illinois State University · May 21-25

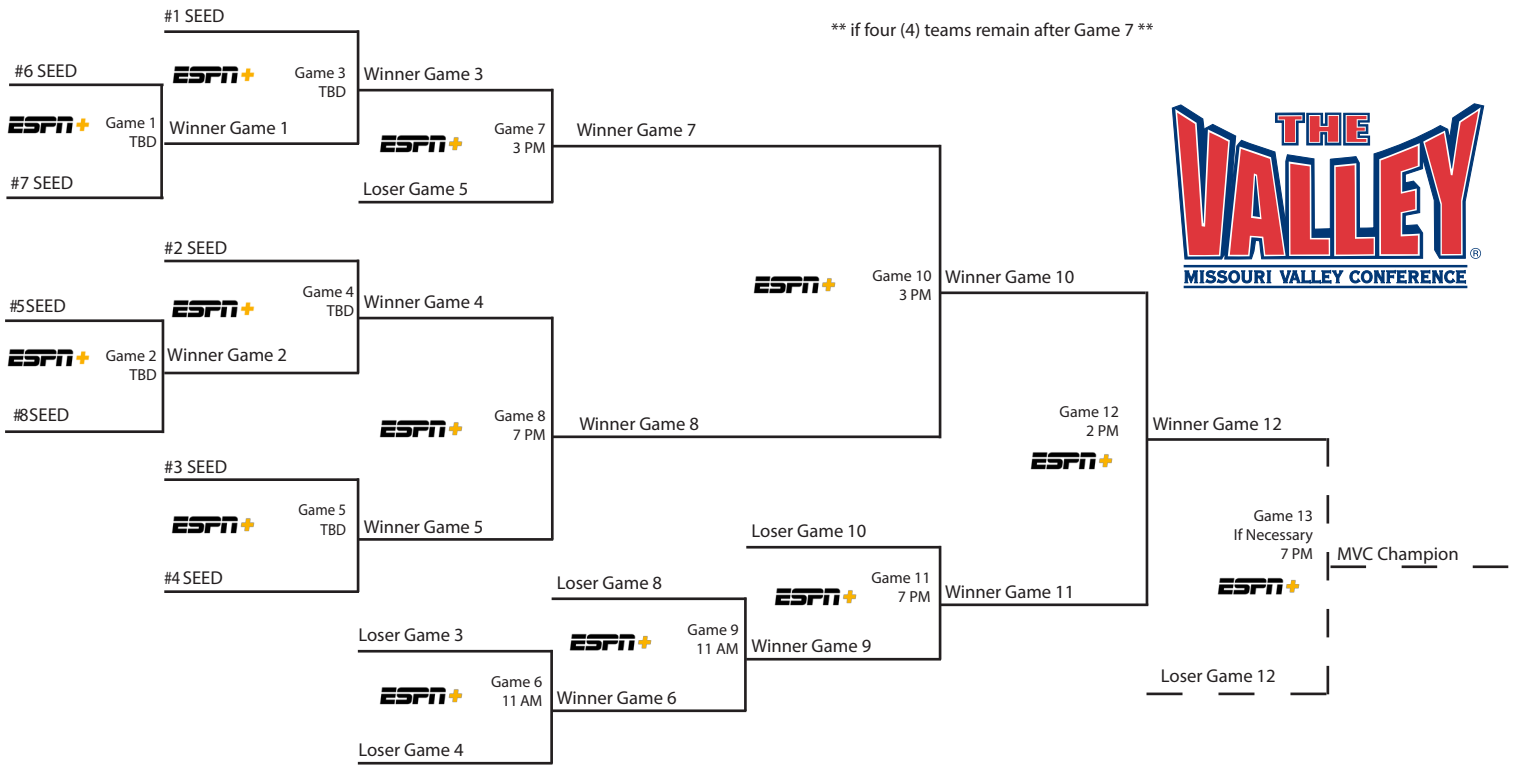
Day One
Tues., May 21
Games 1, 2
Single Elimination

Day Two
Wed., May 22
Games 3, 4, 5

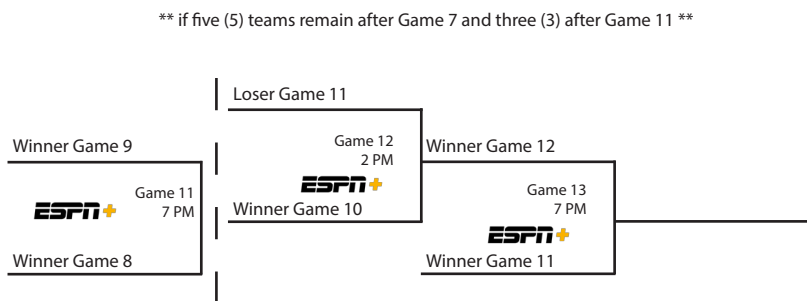
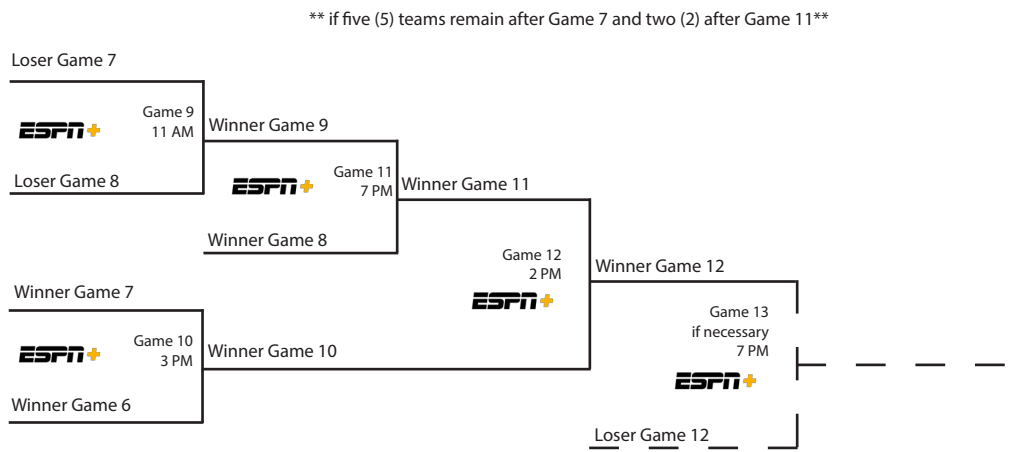
Day Three
Thu., May 23
Games 6, 7, 8

Day Four
Fri., May 24
Games 9, 10, 11

Day Five
Sat., May 25
Games 12, 13



Championship Schedule	
Tuesday, May 21 (Single Elimination)	Game 1 - TBD (2 or 7 PM) Game 2 - TBD (2 or 7 PM)
Wednesday, May 22	Game 3 - TBD (11 AM, 3 PM or 7 PM) Game 4 - TBD (11 AM, 3 PM or 7 PM) Game 5 - TBD (11 AM, 3 PM or 7 PM)
Thursday, May 23	Game 6 - 11 AM Game 7 - 3 PM Game 8 - 7 PM
Friday, May 24	Game 9 - 11 AM Game 10 - 3 PM Game 11 - 7 PM
Saturday, May 25	Game 12 - 2 PM Game 13 (If Necessary) 7 PM All Times CT





Missouri Valley Conference
MVC Overall Statistics (as of May 13, 2019)
(All games Sorted by Batting avg)



Team	avg	g	ab	r	h	2b	3b	hr	rbi	tb	slg%	bb	hp	so	gdp	ob%	sf	sh	sb-att	po	a	e	fld%
Illinois State	.292	51	1814	317	529	104	12	41	288	780	.430	207	37	438	32	.373	17	33	60-82	1344	467	54	.971
Dallas Baptist	.284	51	1713	365	487	102	11	58	325	785	.458	260	34	401	23	.384	28	10	74-94	1335	442	49	.973
Bradley	.279	46	1540	281	429	82	15	41	256	664	.431	214	40	424	23	.376	24	41	47-63	1213	422	39	.977
Indiana State	.265	48	1612	285	427	67	7	32	255	604	.375	176	79	311	30	.361	22	28	21-31	1265	491	38	.979
Evansville	.241	47	1559	240	375	79	6	23	215	535	.343	187	80	379	21	.349	15	24	37-51	1234	387	43	.974
Missouri State	.238	50	1688	252	402	72	8	43	222	619	.367	205	49	483	22	.335	17	19	35-47	1309	436	73	.960
Valparaiso	.237	45	1488	184	352	57	9	26	167	505	.339	168	20	378	25	.320	14	17	18-31	1141	353	59	.962
Southern Illinois	.226	47	1503	241	339	63	17	26	214	514	.342	186	43	388	10	.322	31	10	127-156	1252	416	60	.965
Totals	.259	385	12917	2165	3340	626	85	290	1942	5006	.388	1603	382	3202	186	.353	168	182	419-555	1009	3414	415	.970

CI - So. Illinois 1, Evansville 1.

(All games Sorted by Earned run avg)

Team	era	w-l	g	cg	sho	sv	ip	h	r	er	bb	so	2b	3b	hr	b/avg	wp	hp	bk	sfa	sha
Bradley	3.05	30-16	46	1	4/3	15	404.1	316	173	137	184	357	69	5	18	.217	34	23	7	13	17
Indiana State	3.39	34-14	48	5	5/3	16	421.2	360	178	159	145	338	70	8	34	.233	35	17	6	15	25
Dallas Baptist	3.70	36-15	51	0	4/4	9	445.0	400	205	183	173	496	65	8	35	.239	38	41	1	12	15
Evansville	4.53	23-24	47	0	4/4	13	411.1	412	230	207	177	362	89	10	43	.260	36	44	3	13	24
Illinois State	4.94	30-21	51	2	4/3	12	448.0	453	291	246	195	418	93	6	35	.263	32	38	4	26	39
Southern Illinois	5.05	22-25	47	0	0/0	12	417.1	421	281	234	198	334	71	11	38	.260	57	45	7	17	28
Valparaiso	6.22	13-32	45	2	1/1	8	380.1	394	302	263	232	324	77	14	47	.268	61	61	3	26	25
Missouri State	6.48	16-34	50	2	2/2	5	436.1	468	368	314	257	407	104	17	39	.279	41	86	5	30	32
Totals	4.66	204-181	385	12	24/20	90	3364.1	3224	2028	1743	1561	3036	638	79	289	.253	334	355	36	152	205

PB - Evansville 17, Illinois St. 14, Bradley 12, So. Illinois 11, Indiana St. 10, DBU 9, Valpo 9, Missouri St. 2. Pickoffs - Missouri St. 17, DBU 8, Evansville 8, Illinois St. 7, Indiana St. 5, Bradley 4, So. Illinois 3, Valpo 2.

(All games Sorted by Fielding pct)

Team	c	po	a	e	fld%	dp	sba	csb	sba%	pb	ci
Indiana State	1794	1265	491	38	.979	34	44	16	.733	10	0
Bradley	1674	1213	422	39	.977	36	41	20	.672	12	0
Evansville	1664	1234	387	43	.974	26	32	12	.727	17	1
Dallas Baptist	1826	1335	442	49	.973	33	27	15	.643	9	0
Illinois State	1865	1344	467	54	.971	26	46	13	.780	14	0
Southern Illinois	1728	1252	416	60	.965	28	53	15	.779	11	1
Valparaiso	1553	1141	353	59	.962	29	61	17	.782	9	0
Missouri State	1818	1309	436	73	.960	48	64	18	.780	2	0
Totals	13922	10093	3414	415	.970	260	368	126	.745	84	2



Missouri Valley Conference
MVC Conference statistics (as of May 13, 2019)
(MVC games only Sorted by Batting avg)



Team	avg	g	ab	r	h	2b	3b	hr	rbi	tb	slg%	bb	hp	so	gdp	ob%	sf	sh	sb-att	po	a	e	fld%
Illinois State	.297	18	643	107	191	42	3	19	96	296	.460	63	11	163	7	.368	3	8	17-22	468	137	23	.963
Dallas Baptist	.282	18	575	126	162	35	3	17	112	254	.442	91	8	125	9	.379	15	5	30-37	459	137	19	.969
Bradley	.272	18	577	103	157	28	6	19	95	254	.440	81	24	152	8	.381	5	18	15-19	462	154	15	.976
Indiana State	.269	18	605	113	163	20	4	12	103	227	.375	69	24	107	10	.362	10	9	9-13	470	171	14	.979
Missouri State	.245	18	625	91	153	30	2	17	81	238	.381	78	14	168	8	.338	7	9	14-17	488	165	28	.959
Evansville	.233	18	596	85	139	23	4	5	75	185	.310	78	24	112	10	.342	7	14	18-20	483	141	16	.975
Valparaiso	.226	18	585	57	132	27	1	6	53	179	.306	60	6	144	8	.301	6	10	8-12	467	152	25	.961
Southern Illinois	.196	18	567	64	111	20	7	9	59	172	.303	49	14	163	5	.274	5	4	28-37	471	153	21	.967
Totals	.253	144	4773	746	1208	225	30	104	674	1805	.378	569	125	1134	65	.344	58	77	139-177	3768	1210	161	.969

(MVC games only Sorted by Earned run avg)

Team	era	w-l	g	cg	sho	sv	ip	h	r	er	bb	so	2b	3b	hr	b/avg	wp	hp	bk	sfa	sha
Indiana State	3.33	11-7	18	4	2/0	2	156.2	132	68	58	50	135	27	4	11	.231	14	12	2	7	10
Evansville	3.69	10-8	18	0	1/1	5	161.0	147	76	66	69	142	27	6	12	.245	10	15	0	10	11
Dallas Baptist	3.76	12-6	18	0	1/1	2	153.0	141	72	64	64	179	21	3	12	.241	10	19	1	2	7
Bradley	4.27	10-8	18	1	1/0	5	154.0	136	86	73	73	126	27	2	10	.236	14	10	3	5	6
Illinois State	4.62	12-6	18	1	1/1	6	156.0	144	96	80	54	163	23	2	14	.242	7	13	2	15	10
Missouri State	5.20	7-11	18	0	2/2	3	162.2	162	107	94	88	166	39	4	10	.260	17	14	1	3	11
Valparaiso	5.67	6-12	18	2	0/0	4	155.2	172	120	98	90	103	33	5	15	.287	18	18	0	10	10
Southern Illinois	5.90	4-14	18	0	0/0	4	157.0	174	121	103	81	120	28	4	20	.279	21	24	3	6	12
Totals	4.56	72-72	144	8	8/5	31	1256.0	1208	746	636	569	1134	225	30	104	.253	111	125	12	58	77

PB - Illinois St. 9, Evansville 8, Indiana St. 5, Bradley 5, DBU 4, So. Illinois 4, Valpo 3, Missouri St. 1. Pickoffs - Missouri St. 8, Evansville 6, Indiana St. 3, Valpo 2, DBU 2, Bradley 2, Illinois St. 2, So. Illinois 1.

(MVC games only Sorted by Fielding pct)

Team	c	po	a	e	fld%	dp	sba	csb	sba%	pb	ci
Indiana State	655	470	171	14	.979	9	22	3	.880	5	0
Bradley	631	462	154	15	.976	9	18	8	.692	5	0
Evansville	640	483	141	16	.975	9	7	4	.636	8	0
Dallas Baptist	615	459	137	19	.969	9	3	3	.500	4	0
Southern Illinois	645	471	153	21	.967	10	30	1	.968	4	0
Illinois State	628	468	137	23	.963	2	18	4	.818	9	0
Valparaiso	644	467	152	25	.961	20	21	10	.677	3	0
Missouri State	681	488	165	28	.959	17	20	5	.800	1	0
Totals	5139	3768	1210	161	.969	85	139	38	.785	39	0



Missouri Valley Conference
MVC Batting Leaders (as of May 13, 2019)
(All games)



Hitting minimums - 1 Games 2.0 AB/Game
Pitching minimums - 1 Games 1.0 IP/Game

Batting avg		Slugging pct		On base pct	
1. Illinois State	.292	1. Dallas Baptist	.458	1. Dallas Baptist	.384
2. Dallas Baptist	.284	2. Bradley	.431	2. Bradley	.376
3. Bradley	.279	3. Illinois State	.430	3. Illinois State	.373
4. Indiana State	.265	4. Indiana State	.375	4. Indiana State	.361
5. Evansville	.241	5. Missouri State	.367	5. Evansville	.349
6. Missouri State	.238	6. Evansville	.343	6. Missouri State	.335
7. Valparaiso	.237	7. Southern Illinois	.342	7. Southern Illinois	.322
8. Southern Illinois	.226	8. Valparaiso	.339	8. Valparaiso	.320
Runs scored		Hits		Runs batted in	
1. Dallas Baptist	365	1. Illinois State	529	1. Dallas Baptist	325
2. Illinois State	317	2. Dallas Baptist	487	2. Illinois State	288
3. Indiana State	285	3. Bradley	429	3. Bradley	256
4. Bradley	281	4. Indiana State	427	4. Indiana State	255
5. Missouri State	252	5. Missouri State	402	5. Missouri State	222
6. Southern Illinois	241	6. Evansville	375	6. Evansville	215
7. Evansville	240	7. Valparaiso	352	7. Southern Illinois	214
8. Valparaiso	184	8. Southern Illinois	339	8. Valparaiso	167
Doubles		Triples		Home runs	
1. Illinois State	104	1. Southern Illinois	17	1. Dallas Baptist	58
2. Dallas Baptist	102	2. Bradley	15	2. Missouri State	43
3. Bradley	82	3. Illinois State	12	3. Illinois State	41
4. Evansville	79	4. Dallas Baptist	11	Bradley	41
5. Missouri State	72	5. Valparaiso	9	5. Indiana State	32
6. Indiana State	67	6. Missouri State	8	6. Valparaiso	26
7. Southern Illinois	63	7. Indiana State	7	Southern Illinois	26
8. Valparaiso	57	8. Evansville	6	8. Evansville	23
Total bases		Total plate appearances		At bats	
1. Dallas Baptist	785	1. Illinois State	2108	1. Illinois State	1814
2. Illinois State	780	2. Dallas Baptist	2045	2. Dallas Baptist	1713
3. Bradley	664	3. Missouri State	1978	3. Missouri State	1688
4. Missouri State	619	4. Indiana State	1917	4. Indiana State	1612
5. Indiana State	604	5. Evansville	1865	5. Evansville	1559
6. Evansville	535	6. Bradley	1859	6. Bradley	1540
7. Southern Illinois	514	7. Southern Illinois	1773	7. Southern Illinois	1503
8. Valparaiso	505	8. Valparaiso	1709	8. Valparaiso	1488
Walks		Hit by pitch		Strikeouts	
1. Dallas Baptist	260	1. Evansville	80	1. Missouri State	483
2. Bradley	214	2. Indiana State	79	2. Illinois State	438
3. Illinois State	207	3. Missouri State	49	3. Bradley	424
4. Missouri State	205	4. Southern Illinois	43	4. Dallas Baptist	401
5. Evansville	187	5. Bradley	40	5. Southern Illinois	388
6. Southern Illinois	186	6. Illinois State	37	6. Evansville	379
7. Indiana State	176	7. Dallas Baptist	34	7. Valparaiso	378
8. Valparaiso	168	8. Valparaiso	20	8. Indiana State	311
Sac bunts		Sac flies		Stolen bases	
1. Bradley	41	1. Southern Illinois	31	1. Southern Illinois	127
2. Illinois State	33	2. Dallas Baptist	28	2. Dallas Baptist	74
3. Indiana State	28	3. Bradley	24	3. Illinois State	60
4. Evansville	24	4. Indiana State	22	4. Bradley	47
5. Missouri State	19	5. Illinois State	17	5. Evansville	37
6. Valparaiso	17	Missouri State	17	6. Missouri State	35
7. Dallas Baptist	10	7. Evansville	15	7. Indiana State	21
Southern Illinois	10	8. Valparaiso	14	8. Valparaiso	18
Caught stealing		Steal attempts		Grounded into DP	
1. Southern Illinois	29	1. Southern Illinois	156	1. Illinois State	32
2. Illinois State	22	2. Dallas Baptist	94	2. Indiana State	30
3. Dallas Baptist	20	3. Illinois State	82	3. Valparaiso	25
4. Bradley	16	4. Bradley	63	4. Dallas Baptist	23
5. Evansville	14	5. Evansville	51	Bradley	23
6. Valparaiso	13	6. Missouri State	47	6. Missouri State	22
7. Missouri State	12	7. Valparaiso	31	7. Evansville	21
8. Indiana State	10	Indiana State	31	8. Southern Illinois	10



Missouri Valley Conference
MVC Pitching Leaders (as of May 13, 2019)
(All games)



Hitting minimums - 1 Games 2.0 AB/Game
Pitching minimums - 1 Games 1.0 IP/Game

Earned run avg		Opposing bat avg		Innings pitched	
1. Bradley	3.05	1. Bradley	.217	1. Illinois State	448.0
2. Indiana State	3.39	2. Indiana State	.233	2. Dallas Baptist	445.0
3. Dallas Baptist	3.70	3. Dallas Baptist	.239	3. Missouri State	436.1
4. Evansville	4.53	4. Evansville	.260	4. Indiana State	421.2
5. Illinois State	4.94	5. Southern Illinois	.260	5. Southern Illinois	417.1
6. Southern Illinois	5.05	6. Illinois State	.263	6. Evansville	411.1
7. Valparaiso	6.22	7. Valparaiso	.268	7. Bradley	404.1
8. Missouri State	6.48	8. Missouri State	.279	8. Valparaiso	380.1
Batters struck out		Batters SO out looking		Wins	
1. Dallas Baptist	496	1. Dallas Baptist	121	1. Dallas Baptist	36
2. Illinois State	418	2. Missouri State	116	2. Indiana State	34
3. Missouri State	407	3. Bradley	115	3. Bradley	30
4. Evansville	362	4. Illinois State	112	Illinois State	30
5. Bradley	357	5. Evansville	104	5. Evansville	23
6. Indiana State	338	6. Valparaiso	89	6. Southern Illinois	22
7. Southern Illinois	334	7. Indiana State	86	7. Missouri State	16
8. Valparaiso	324	8. Southern Illinois	76	8. Valparaiso	13
Losses		Saves		Runners picked off	
1. Missouri State	34	1. Indiana State	16	1. Missouri State	17
2. Valparaiso	32	2. Bradley	15	2. Dallas Baptist	8
3. Southern Illinois	25	3. Evansville	13	Evansville	8
4. Evansville	24	4. Southern Illinois	12	4. Illinois State	7
5. Illinois State	21	Illinois State	12	5. Indiana State	5
6. Bradley	16	6. Dallas Baptist	9	6. Bradley	4
7. Dallas Baptist	15	7. Valparaiso	8	7. Southern Illinois	3
8. Indiana State	14	8. Missouri State	5	8. Valparaiso	2
Sac bunts allowed		Sac flies allowed		Hits allowed	
1. Illinois State	39	1. Missouri State	30	1. Bradley	316
2. Missouri State	32	2. Valparaiso	26	2. Indiana State	360
3. Southern Illinois	28	Illinois State	26	3. Valparaiso	394
4. Valparaiso	25	4. Southern Illinois	17	4. Dallas Baptist	400
Indiana State	25	5. Indiana State	15	5. Evansville	412
6. Evansville	24	6. Bradley	13	6. Southern Illinois	421
7. Bradley	17	Evansville	13	7. Illinois State	453
8. Dallas Baptist	15	8. Dallas Baptist	12	8. Missouri State	468
Runs allowed		Earned runs allowed		Walks allowed	
1. Bradley	173	1. Bradley	137	1. Indiana State	145
2. Indiana State	178	2. Indiana State	159	2. Dallas Baptist	173
3. Dallas Baptist	205	3. Dallas Baptist	183	3. Evansville	177
4. Evansville	230	4. Evansville	207	4. Bradley	184
5. Southern Illinois	281	5. Southern Illinois	234	5. Illinois State	195
6. Illinois State	291	6. Illinois State	246	6. Southern Illinois	198
7. Valparaiso	302	7. Valparaiso	263	7. Valparaiso	232
8. Missouri State	368	8. Missouri State	314	8. Missouri State	257
Doubles allowed		Triples allowed		Home runs allowed	
1. Dallas Baptist	65	1. Bradley	5	1. Bradley	18
2. Bradley	69	2. Illinois State	6	2. Indiana State	34
3. Indiana State	70	3. Indiana State	8	3. Dallas Baptist	35
4. Southern Illinois	71	Dallas Baptist	8	Illinois State	35
5. Valparaiso	77	5. Evansville	10	5. Southern Illinois	38
6. Evansville	89	6. Southern Illinois	11	6. Missouri State	39
7. Illinois State	93	7. Valparaiso	14	7. Evansville	43
8. Missouri State	104	8. Missouri State	17	8. Valparaiso	47
Wild pitches		Balks		Hit batters	
1. Valparaiso	61	1. Bradley	7	1. Missouri State	86
2. Southern Illinois	57	Southern Illinois	7	2. Valparaiso	61
3. Missouri State	41	3. Indiana State	6	3. Southern Illinois	45
4. Dallas Baptist	38	4. Missouri State	5	4. Evansville	44
5. Evansville	36	5. Illinois State	4	5. Dallas Baptist	41
6. Indiana State	35	6. Evansville	3	6. Illinois State	38
7. Bradley	34	Valparaiso	3	7. Bradley	23
8. Illinois State	32	8. Dallas Baptist	1	8. Indiana State	17

Intentional BB allowed

1. Bradley	9
2. Indiana State	8
3. Illinois State	7
4. Dallas Baptist	6
Missouri State	6
6. Southern Illinois	3
Evansville	3
8. Valparaiso	2



Missouri Valley Conference
MVC Fielding Leaders (as of May 13, 2019)
(All games)



Hitting minimums - 1 Games
Pitching minimums - 1 Games 1.0 IP/Game

Fielding pct		Chances		Putouts	
1. Indiana State	.979	1. Illinois State	1865	1. Illinois State	1344
2. Bradley	.977	2. Dallas Baptist	1826	2. Dallas Baptist	1335
3. Evansville	.974	3. Missouri State	1818	3. Missouri State	1309
4. Dallas Baptist	.973	4. Indiana State	1794	4. Indiana State	1265
5. Illinois State	.971	5. Southern Illinois	1728	5. Southern Illinois	1252
6. Southern Illinois	.965	6. Bradley	1674	6. Evansville	1234
7. Valparaiso	.962	7. Evansville	1664	7. Bradley	1213
8. Missouri State	.960	8. Valparaiso	1553	8. Valparaiso	1141
Assists		Errors		Fielding double plays	
1. Indiana State	491	1. Missouri State	73	1. Missouri State	48
2. Illinois State	467	2. Southern Illinois	60	2. Bradley	36
3. Dallas Baptist	442	3. Valparaiso	59	3. Indiana State	34
4. Missouri State	436	4. Illinois State	54	4. Dallas Baptist	33
5. Bradley	422	5. Dallas Baptist	49	5. Valparaiso	29
6. Southern Illinois	416	6. Evansville	43	6. Southern Illinois	28
7. Evansville	387	7. Bradley	39	7. Evansville	26
8. Valparaiso	353	8. Indiana State	38	Illinois State	26
Stolen bases against		Caught stealing by		Steal attempts against	
1. Missouri State	64	1. Bradley	20	1. Missouri State	82
2. Valparaiso	61	2. Missouri State	18	2. Valparaiso	78
3. Southern Illinois	53	3. Valparaiso	17	3. Southern Illinois	68
4. Illinois State	46	4. Indiana State	16	4. Bradley	61
5. Indiana State	44	5. Dallas Baptist	15	5. Indiana State	60
6. Bradley	41	Southern Illinois	15	6. Illinois State	59
7. Evansville	32	7. Illinois State	13	7. Evansville	44
8. Dallas Baptist	27	8. Evansville	12	8. Dallas Baptist	42
Passed balls		Catchers interference			
1. Evansville	17	1. Southern Illinois	1		
2. Illinois State	14	Evansville	1		
3. Bradley	12				
4. Southern Illinois	11				
5. Indiana State	10				
6. Valparaiso	9				
Dallas Baptist	9				
8. Missouri State	2				



Missouri Valley Conference
MVC Batting Leaders (as of May 13, 2019)
(MVC games only)



Hitting minimums - 1 Games 2.0 AB/Game
Pitching minimums - 1 Games 1.0 IP/Game

Batting avg		Slugging pct		On base pct	
1. Illinois State	.297	1. Illinois State	.460	1. Bradley	.381
2. Dallas Baptist	.282	2. Dallas Baptist	.442	2. Dallas Baptist	.379
3. Bradley	.272	3. Bradley	.440	3. Illinois State	.368
4. Indiana State	.269	4. Missouri State	.381	4. Indiana State	.362
5. Missouri State	.245	5. Indiana State	.375	5. Evansville	.342
6. Evansville	.233	6. Evansville	.310	6. Missouri State	.338
7. Valparaiso	.226	7. Valparaiso	.306	7. Valparaiso	.301
8. Southern Illinois	.196	8. Southern Illinois	.303	8. Southern Illinois	.274
Runs scored		Hits		Runs batted in	
1. Dallas Baptist	126	1. Illinois State	191	1. Dallas Baptist	112
2. Indiana State	113	2. Indiana State	163	2. Indiana State	103
3. Illinois State	107	3. Dallas Baptist	162	3. Illinois State	96
4. Bradley	103	4. Bradley	157	4. Bradley	95
5. Missouri State	91	5. Missouri State	153	5. Missouri State	81
6. Evansville	85	6. Evansville	139	6. Evansville	75
7. Southern Illinois	64	7. Valparaiso	132	7. Southern Illinois	59
8. Valparaiso	57	8. Southern Illinois	111	8. Valparaiso	53
Doubles		Triples		Home runs	
1. Illinois State	42	1. Southern Illinois	7	1. Bradley	19
2. Dallas Baptist	35	2. Bradley	6	Illinois State	19
3. Missouri State	30	3. Indiana State	4	3. Missouri State	17
4. Bradley	28	Evansville	4	Dallas Baptist	17
5. Valparaiso	27	5. Dallas Baptist	3	5. Indiana State	12
6. Evansville	23	Illinois State	3	6. Southern Illinois	9
7. Indiana State	20	7. Missouri State	2	7. Valparaiso	6
Southern Illinois	20	8. Valparaiso	1	8. Evansville	5
Total bases		Total plate appearances		At bats	
1. Illinois State	296	1. Missouri State	733	1. Illinois State	643
2. Dallas Baptist	254	2. Illinois State	728	2. Missouri State	625
Bradley	254	3. Evansville	719	3. Indiana State	605
4. Missouri State	238	4. Indiana State	717	4. Evansville	596
5. Indiana State	227	5. Bradley	705	5. Valparaiso	585
6. Evansville	185	6. Dallas Baptist	694	6. Bradley	577
7. Valparaiso	179	7. Valparaiso	667	7. Dallas Baptist	575
8. Southern Illinois	172	8. Southern Illinois	639	8. Southern Illinois	567
Walks		Hit by pitch		Strikeouts	
1. Dallas Baptist	91	1. Bradley	24	1. Missouri State	168
2. Bradley	81	Indiana State	24	2. Illinois State	163
3. Evansville	78	Evansville	24	Southern Illinois	163
Missouri State	78	4. Missouri State	14	4. Bradley	152
5. Indiana State	69	Southern Illinois	14	5. Valparaiso	144
6. Illinois State	63	6. Illinois State	11	6. Dallas Baptist	125
7. Valparaiso	60	7. Dallas Baptist	8	7. Evansville	112
8. Southern Illinois	49	8. Valparaiso	6	8. Indiana State	107
Sac bunts		Sac flies		Stolen bases	
1. Bradley	18	1. Dallas Baptist	15	1. Dallas Baptist	30
2. Evansville	14	2. Indiana State	10	2. Southern Illinois	28
3. Valparaiso	10	3. Evansville	7	3. Evansville	18
4. Indiana State	9	Missouri State	7	4. Illinois State	17
Missouri State	9	5. Valparaiso	6	5. Bradley	15
6. Illinois State	8	6. Southern Illinois	5	6. Missouri State	14
7. Dallas Baptist	5	Bradley	5	7. Indiana State	9
8. Southern Illinois	4	8. Illinois State	3	8. Valparaiso	8
Caught stealing		Steal attempts		Grounded into DP	
1. Southern Illinois	9	1. Dallas Baptist	37	1. Evansville	10
2. Dallas Baptist	7	Southern Illinois	37	Indiana State	10
3. Illinois State	5	3. Illinois State	22	3. Dallas Baptist	9
4. Indiana State	4	4. Evansville	20	4. Missouri State	8
Valparaiso	4	5. Bradley	19	Valparaiso	8
Bradley	4	6. Missouri State	17	Bradley	8
7. Missouri State	3	7. Indiana State	13	7. Illinois State	7
8. Evansville	2	8. Valparaiso	12	8. Southern Illinois	5



Missouri Valley Conference
MVC Pitching Leaders (as of May 13, 2019)
(MVC games only)



Hitting minimums - 1 Games 2.0 AB/Game
Pitching minimums - 1 Games 1.0 IP/Game

Earned run avg		Opposing bat avg		Innings pitched	
1. Indiana State	3.33	1. Indiana State	.231	1. Missouri State	162.2
2. Evansville	3.69	2. Bradley	.236	2. Evansville	161.0
3. Dallas Baptist	3.76	3. Dallas Baptist	.241	3. Southern Illinois	157.0
4. Bradley	4.27	4. Illinois State	.242	4. Indiana State	156.2
5. Illinois State	4.62	5. Evansville	.245	5. Illinois State	156.0
6. Missouri State	5.20	6. Missouri State	.260	6. Valparaiso	155.2
7. Valparaiso	5.67	7. Southern Illinois	.279	7. Bradley	154.0
8. Southern Illinois	5.90	8. Valparaiso	.287	8. Dallas Baptist	153.0
Batters struck out		Batters SO out looking		Wins	
1. Dallas Baptist	179	1. Missouri State	42	1. Illinois State	12
2. Missouri State	166	2. Bradley	40	Dallas Baptist	12
3. Illinois State	163	3. Dallas Baptist	39	3. Indiana State	11
4. Evansville	142	4. Evansville	36	4. Bradley	10
5. Indiana State	135	5. Illinois State	35	Evansville	10
6. Bradley	126	6. Indiana State	33	6. Missouri State	7
7. Southern Illinois	120	7. Valparaiso	30	7. Valparaiso	6
8. Valparaiso	103	8. Southern Illinois	28	8. Southern Illinois	4
Losses		Saves		Runners picked off	
1. Southern Illinois	14	1. Illinois State	6	1. Missouri State	8
2. Valparaiso	12	2. Bradley	5	2. Evansville	6
3. Missouri State	11	Evansville	5	3. Indiana State	3
4. Bradley	8	4. Southern Illinois	4	4. Dallas Baptist	2
Evansville	8	Valparaiso	4	Valparaiso	2
6. Indiana State	7	6. Missouri State	3	Bradley	2
7. Dallas Baptist	6	7. Dallas Baptist	2	Illinois State	2
Illinois State	6	Indiana State	2	8. Southern Illinois	1
Sac bunts allowed		Sac flies allowed		Hits allowed	
1. Southern Illinois	12	1. Illinois State	15	1. Indiana State	132
2. Evansville	11	2. Evansville	10	2. Bradley	136
Missouri State	11	Valparaiso	10	3. Dallas Baptist	141
4. Indiana State	10	4. Indiana State	7	4. Illinois State	144
Illinois State	10	5. Southern Illinois	6	5. Evansville	147
Valparaiso	10	6. Bradley	5	6. Missouri State	162
7. Dallas Baptist	7	7. Missouri State	3	7. Valparaiso	172
8. Bradley	6	8. Dallas Baptist	2	8. Southern Illinois	174
Runs allowed		Earned runs allowed		Walks allowed	
1. Indiana State	68	1. Indiana State	58	1. Indiana State	50
2. Dallas Baptist	72	2. Dallas Baptist	64	2. Illinois State	54
3. Evansville	76	3. Evansville	66	3. Dallas Baptist	64
4. Bradley	86	4. Bradley	73	4. Evansville	69
5. Illinois State	96	5. Illinois State	80	5. Bradley	73
6. Missouri State	107	6. Missouri State	94	6. Southern Illinois	81
7. Valparaiso	120	7. Valparaiso	98	7. Missouri State	88
8. Southern Illinois	121	8. Southern Illinois	103	8. Valparaiso	90
Doubles allowed		Triples allowed		Home runs allowed	
1. Dallas Baptist	21	1. Illinois State	2	1. Bradley	10
2. Illinois State	23	Bradley	2	Missouri State	10
3. Bradley	27	3. Dallas Baptist	3	3. Indiana State	11
Evansville	27	4. Southern Illinois	4	4. Dallas Baptist	12
Indiana State	27	Missouri State	4	Evansville	12
6. Southern Illinois	28	Indiana State	4	6. Illinois State	14
7. Valparaiso	33	7. Valparaiso	5	7. Valparaiso	15
8. Missouri State	39	8. Evansville	6	8. Southern Illinois	20
Wild pitches		Balks		Hit batters	
1. Southern Illinois	21	1. Southern Illinois	3	1. Southern Illinois	24
2. Valparaiso	18	Bradley	3	2. Dallas Baptist	19
3. Missouri State	17	3. Illinois State	2	3. Valparaiso	18
4. Indiana State	14	Indiana State	2	4. Evansville	15
Bradley	14	5. Dallas Baptist	1	5. Missouri State	14
6. Dallas Baptist	10	Missouri State	1	6. Illinois State	13
Evansville	10			7. Indiana State	12
8. Illinois State	7			8. Bradley	10

Intentional BB allowed

1. Indiana State	5
2. Missouri State	3
Dallas Baptist	3
4. Bradley	2
5. Evansville	1
Illinois State	1
Southern Illinois	1



Missouri Valley Conference
MVC Fielding Leaders (as of May 13, 2019)
(MVC games only)



Hitting minimums - 1 Games
Pitching minimums - 1 Games 1.0 IP/Game

Fielding pct		Chances		Putouts	
1. Indiana State	.979	1. Missouri State	681	1. Missouri State	488
2. Bradley	.976	2. Indiana State	655	2. Evansville	483
3. Evansville	.975	3. Southern Illinois	645	3. Southern Illinois	471
4. Dallas Baptist	.969	4. Valparaiso	644	4. Indiana State	470
5. Southern Illinois	.967	5. Evansville	640	5. Illinois State	468
6. Illinois State	.963	6. Bradley	631	6. Valparaiso	467
7. Valparaiso	.961	7. Illinois State	628	7. Bradley	462
8. Missouri State	.959	8. Dallas Baptist	615	8. Dallas Baptist	459
Assists		Errors		Fielding double plays	
1. Indiana State	171	1. Missouri State	28	1. Valparaiso	20
2. Missouri State	165	2. Valparaiso	25	2. Missouri State	17
3. Bradley	154	3. Illinois State	23	3. Southern Illinois	10
4. Southern Illinois	153	4. Southern Illinois	21	4. Bradley	9
5. Valparaiso	152	5. Dallas Baptist	19	Evansville	9
6. Evansville	141	6. Evansville	16	Indiana State	9
7. Dallas Baptist	137	7. Bradley	15	Dallas Baptist	9
Illinois State	137	8. Indiana State	14	8. Illinois State	2
Stolen bases against		Caught stealing by		Steal attempts against	
1. Southern Illinois	30	1. Valparaiso	10	1. Valparaiso	31
2. Indiana State	22	2. Bradley	8	Southern Illinois	31
3. Valparaiso	21	3. Missouri State	5	3. Bradley	26
4. Missouri State	20	4. Illinois State	4	4. Indiana State	25
5. Bradley	18	Evansville	4	Missouri State	25
Illinois State	18	6. Indiana State	3	6. Illinois State	22
7. Evansville	7	Dallas Baptist	3	7. Evansville	11
8. Dallas Baptist	3	8. Southern Illinois	1	8. Dallas Baptist	6
Passed balls		Catchers interference			
1. Illinois State	9				
2. Evansville	8				
3. Bradley	5				
Indiana State	5				
5. Southern Illinois	4				
Dallas Baptist	4				
7. Valparaiso	3				
8. Missouri State	1				



Missouri Valley Conference
MVC Batting Leaders (as of May 13, 2019)
(All games)



Hitting minimums - 1 Games 2.0 AB/Game
Pitching minimums - 1 Games 1.0 IP/Game

Batting avg		Slugging pct		On base pct	
1. Aeilts, Joe-ILS	.355	1. Kotowski, D.-MSU	.619	1. Bolt, Dan-BRAD	.454
2. Bandy, Luke-DBU	.347	2. Ball, Bryce-DBU	.610	2. Bandy, Luke-DBU	.448
3. Shadid, Luke-BRAD	.339	3. Bolt, Dan-BRAD	.574	3. Reeder, Nate-UE	.426
4. Dawson, Chase-VALPO	.336	4. Aeilts, Joe-ILS	.564	4. Rice, Keaton-BRAD	.426
5. Bolt, Dan-BRAD	.329	5. Shadid, Luke-BRAD	.563	5. Ball, Bryce-DBU	.426
6. Reeder, Nate-UE	.326	6. Billinger, Blake-VALPO	.562	6. Libman, Jordan-ILS	.422
7. Rave, John-ILS	.314	7. Rave, John-ILS	.531	7. Shadid, Luke-BRAD	.417
8. Glenn, Jackson-DBU	.314	8. Dawson, Chase-VALPO	.523	8. Means, Jake-INS	.415
9. Watkins, Jarrod-INS	.314	9. Bandy, Luke-DBU	.520	9. Glowenke, Jimmy-DBU	.413
10. Ball, Bryce-DBU	.310	10. Glenn, Jackson-DBU	.490	10. Aeilts, Joe-ILS	.413
11. Butler, Joe-ILS	.309	11. Peterson, Gunner-ILS	.488	11. Billinger, Blake-VALPO	.406
12. Billinger, Blake-VALPO	.309	12. Iser, Herbert-DBU	.480	12. Dawson, Chase-VALPO	.401
13. Butler, Jack-ILS	.307	13. Reeder, Nate-UE	.471	13. Jones, Matthew-UE	.397
14. Kotowski, D.-MSU	.305	14. Dungan, Clay-INS	.468	14. Dungan, Clay-INS	.396
15. Glowenke, Jimmy-DBU	.305	15. Shadid, Andy-BRAD	.463	15. Rave, John-ILS	.395
Runs scored		Hits		Runs batted in	
1. Rave, John-ILS	48	1. Aeilts, Joe-ILS	75	1. Ball, Bryce-DBU	50
2. Isaacson, Augie-DBU	47	2. Rave, John-ILS	71	2. Glenn, Jackson-DBU	47
3. Jones, Blayne-DBU	45	3. Shadid, Luke-BRAD	65	3. Shadid, Andy-BRAD	41
4. Shadid, Luke-BRAD	44	4. Glenn, Jackson-DBU	64	Rave, John-ILS	41
5. Ball, Bryce-DBU	43	5. Parola, Derek-ILS	63	5. Shadid, Luke-BRAD	40
6. Bolt, Dan-BRAD	42	Butler, Joe-ILS	63	6. Sandmann, Evan-DBU	38
Dungan, Clay-INS	42	7. Glowenke, Jimmy-DBU	61	7. Aeilts, Joe-ILS	37
8. Aeilts, Joe-ILS	41	8. Libman, Jordan-ILS	59	Parola, Derek-ILS	37
Vasic, Nikola-SIU	41	9. Ball, Bryce-DBU	58	Billinger, Blake-VALPO	37
Glowenke, Jimmy-DBU	41	Watkins, Jarrod-INS	58	10. Bolt, Dan-BRAD	36
11. Garon, Jean-Francois-BRAD	38	11. Reeder, Nate-UE	56	11. Glowenke, Jimmy-DBU	35
12. Beilsmith, Troy-UE	37	12. Dungan, Clay-INS	55	12. Reeder, Nate-UE	34
13. 4 tied at.....	36	13. Dougherty, Brendan-BRAD	54	13. Walters, Ian-SIU	33
		Enriquez, Roby-INS	54	14. Butler, Joe-ILS	32
		15. Jones, Blayne-DBU	53	Wright, Max-INS	32
Doubles		Triples		Home runs	
1. Glenn, Jackson-DBU	16	1. Dougherty, Brendan-BRAD	5	1. Ball, Bryce-DBU	15
2. Craig, Tanner-UE	14	2. Dawson, Chase-VALPO	4	2. Kotowski, D.-MSU	11
3. Sandmann, Evan-DBU	13	Vasic, Nikola-SIU	4	3. Rave, John-ILS	10
Glowenke, Jimmy-DBU	13	4. Sandmann, Evan-DBU	3	4. Bolt, Dan-BRAD	9
Rave, John-ILS	13	Rave, John-ILS	3	Shadid, Luke-BRAD	9
Aeilts, Joe-ILS	13	Hays, Tyson-ILS	3	Aeilts, Joe-ILS	9
7. Butler, Joe-ILS	12	LaRue, Will-SIU	3	Billinger, Blake-VALPO	9
Billinger, Blake-VALPO	12	Privitera, J.-MSU	3	8. Shaikin, Sam-VALPO	8
Shadid, Luke-BRAD	12	9. 18 tied at.....	2	9. Polak, J.-MSU	7
Butler, Jack-ILS	12			Shadid, Andy-BRAD	7
11. 7 tied at.....	11			Dungan, Clay-INS	7
				12. 6 tied at.....	6
Total bases		Walks		Hit by pitch	
1. Rave, John-ILS	120	1. Libman, Jordan-ILS	42	1. Komonsky, Ben-UE	15
2. Aeilts, Joe-ILS	119	2. Ball, Bryce-DBU	41	Beilsmith, Troy-UE	15
3. Ball, Bryce-DBU	114	3. Rice, Keaton-BRAD	38	3. Means, Jake-INS	14
4. Shadid, Luke-BRAD	108	4. Jones, Blayne-DBU	35	Reeder, Nate-UE	14
5. Glenn, Jackson-DBU	100	5. Bolt, Dan-BRAD	33	5. Jones, Matthew-UE	13
6. Billinger, Blake-VALPO	91	6. Shepherd, Craig-UE	30	Enriquez, Roby-INS	13
7. Bolt, Dan-BRAD	89	Vasic, Nikola-SIU	30	7. Troyer, Sam-UE	12
Glowenke, Jimmy-DBU	89	8. Glenn, Jackson-DBU	29	8. Glowenke, Jimmy-DBU	11
9. Dungan, Clay-INS	88	Dungan, Clay-INS	29	Walters, Ian-SIU	11
Parola, Derek-ILS	88	10. Glowenke, Jimmy-DBU	28	Wright, Max-INS	11
Butler, Joe-ILS	88	11. Duffy, J.-MSU	27	11. Geha, L.-MSU	10
12. Sandmann, Evan-DBU	83	12. Billinger, Blake-VALPO	26	12. Rice, Keaton-BRAD	9
13. Shadid, Andy-BRAD	82	13. 5 tied at.....	25	Whetstone, B.-MSU	9
14. Reeder, Nate-UE	81			14. Ayers, Chris-INS	8
15. Jones, Blayne-DBU	80			Bandy, Luke-DBU	8

Sac bunts		
1. Huggins, Aidan-ILS		8
Shadid, Andy-BRAD		8
3. Shepherd, Craig-UE		7
4. Geha, L.-MSU		6
Garon, Jean-Francois-BRAD		6
Aeilts, Joe-ILS		6
Beilsmith, Troy-UE		6
8. Fegen, Luke-INS		5
Watkins, Jarrod-INS		5
Dungan, Clay-INS		5
Butler, Jack-ILS		5
McMurray, Nick-BRAD		5
13. 6 tied at.....		4

Sac flies		
1. Walters, Ian-SIU		7
2. Ball, Bryce-DBU		6
3. Libman, Jordan-ILS		5
Rawlinson, Eli-BRAD		5
5. Duffy, J.-MSU		4
Dawson, Chase-VALPO		4
Ayers, Chris-INS		4
Harris, Romero-INS		4
Glenn, Jackson-DBU		4
Weber, J.T.-SIU		4
Butkiewicz, Colin-SIU		4
Sandmann, Evan-DBU		4
13. 11 tied at.....		3

Stolen bases		
1. LaRue, Will-SIU		25
Isaacson, Augie-DBU		25
3. Vasic, Nikola-SIU		22
4. Troyer, Sam-UE		21
5. Fugitt, Addison-SIU		17
Walters, Ian-SIU		17
7. Bandy, Luke-DBU		16
Lyon, Alex-SIU		16
9. Geha, L.-MSU		13
Parola, Derek-ILS		13
11. Aeilts, Joe-ILS		12
Garon, Jean-Francois-BRAD		12
13. Jones, Blayne-DBU		11
14. Butler, Joe-ILS		10
15. 3 tied at.....		9

Total plate appearances		
1. Rave, John-ILS	258	
2. Libman, Jordan-ILS	246	
3. Parola, Derek-ILS	243	
4. Glowenke, Jimmy-DBU	242	
5. Aeilts, Joe-ILS	241	
6. Glenn, Jackson-DBU	238	
7. Ball, Bryce-DBU	235	
8. Butler, Joe-ILS	229	
9. Jones, Blayne-DBU	228	
10. Dungan, Clay-INS	227	
11. Shadid, Luke-BRAD	226	
12. Whetstone, B.-MSU	220	
13. Privitera, J.-MSU	219	
14. Dougherty, Brendan-BRAD	218	
15. Enriquez, Roby-INS	217	

At bats		
1. Rave, John-ILS	226	
2. Parola, Derek-ILS	223	
3. Aeilts, Joe-ILS	211	
4. Glenn, Jackson-DBU	204	
Butler, Joe-ILS	204	
6. Glowenke, Jimmy-DBU	200	
7. Libman, Jordan-ILS	195	
8. Privitera, J.-MSU	193	
9. Shadid, Luke-BRAD	192	
10. Jones, Blayne-DBU	190	
11. Dungan, Clay-INS	188	
Dougherty, Brendan-BRAD	188	
13. Ball, Bryce-DBU	187	
14. Enriquez, Roby-INS	186	
15. Watkins, Jarrod-INS	185	

Steal attempts		
1. Isaacson, Augie-DBU		29
2. LaRue, Will-SIU		28
3. Vasic, Nikola-SIU		27
4. Troyer, Sam-UE		24
5. Lyon, Alex-SIU		21
6. Bandy, Luke-DBU		20
7. Walters, Ian-SIU		19
8. Fugitt, Addison-SIU		18
9. Parola, Derek-ILS		17
10. Epps, Grey-SIU		14
Geha, L.-MSU		14
12. Garon, Jean-Francois-BRAD		13
Aeilts, Joe-ILS		13
14. 4 tied at.....		12

Strikeouts		
1. Polak, J.-MSU	68	
2. Shaikin, Sam-VALPO	57	
3. Craig, Tanner-UE	56	
4. Geha, L.-MSU	53	
Epps, Grey-SIU	53	
Rawlinson, Eli-BRAD	53	
7. Rave, John-ILS	52	
8. Aeilts, Joe-ILS	51	
Huggins, Aidan-ILS	51	
Millas, D.-MSU	51	
11. Jones, Blayne-DBU	50	
12. Bolt, Dan-BRAD	49	
13. Kotowski, D.-MSU	47	
14. Ball, Bryce-DBU	46	
15. Jorgensen, Damon-VALPO	45	

Caught stealing		
1. Vasic, Nikola-SIU	5	
Lyon, Alex-SIU	5	
Shadid, Luke-BRAD	5	
Dent, Riley-VALPO	5	
Epps, Grey-SIU	5	
6. Parola, Derek-ILS	4	
Peterson, Gunner-ILS	4	
Bandy, Luke-DBU	4	
Isaacson, Augie-DBU	4	
Means, Jake-INS	4	
11. 12 tied at.....	3	

Grounded into DP		
1. Enriquez, Roby-INS	6	
Huggins, Aidan-ILS	6	
Dougherty, Brendan-BRAD	6	
Butler, Joe-ILS	6	
5. Craig, Tanner-UE	5	
Fritz, A.J.-UE	5	
Means, Jake-INS	5	
Libman, Jordan-ILS	5	
Harris, Romero-INS	5	
10. 9 tied at.....	4	



Missouri Valley Conference
MVC Pitching Leaders (as of May 13, 2019)
(All games)



Hitting minimums - 1 Games 2.0 AB/Game
Pitching minimums - 1 Games 1.0 IP/Game

Earned run avg		Opposing bat avg		Innings pitched	
1. Janssen, Mitch-BRAD	1.46	1. Janssen, Mitch-BRAD	.193	1. Polley,Triston-INS	86.2
2. Cook, Cole-BRAD	2.00	2. Johnson, MD-DBU	.194	2. Liberatore,Collin-INS	86.1
3. Liberatore,Collin-INS	2.19	3. Liberatore,Collin-INS	.194	3. Johnson, MD-DBU	81.0
4. Johnson, MD-DBU	2.33	4. Polley,Triston-INS	.208	4. Martinson, Jordan-DBU	80.1
5. Polley,Triston-INS	2.70	5. Martinson, Jordan-DBU	.222	5. Headrick, Brent-ILS	78.0
6. Martinson, Jordan-DBU	2.91	6. Gosswein, Brooks-BRAD	.223	6. Tieman, Jon-VALPO	77.1
7. Lund, Sam-BRAD	3.29	7. Headrick, Brent-ILS	.224	7. Wiley,L.-MSU	77.0
8. Whitbread,Tyler-INS	3.47	8. Lukas, Adam-UE	.226	8. Croner, Nathan-UE	75.1
9. Wiley,L.-MSU	3.62	9. Cook, Cole-BRAD	.229	9. Janssen, Mitch-BRAD	67.2
10. Headrick, Brent-ILS	3.69	10. Johnson, Colton-ILS	.231	10. Lindgren, Jeff-ILS	63.0
11. Gray, Shane-UE	3.81	11. Lund, Sam-BRAD	.232	11. Whitbread,Tyler-INS	62.1
12. Gosswein, Brooks-BRAD	3.90	12. Whitbread,Tyler-INS	.232	12. Lukas, Adam-UE	61.2
13. Croner, Nathan-UE	4.06	13. Juenger,H.-MSU	.245	Hiser, Mason-SIU	61.2
14. Johnson, Colton-ILS	4.18	14. Gray, Shane-UE	.247	14. Givens, Dylan-SIU	61.1
15. Wicklund, Brett-ILS	4.19	15. Croner, Nathan-UE	.252	15. Gosswein, Brooks-BRAD	60.0
Batters struck out		Batters SO out looking		Wins	
1. Martinson, Jordan-DBU	93	1. Martinson, Jordan-DBU	24	1. Liberatore,Collin-INS	9
2. Headrick, Brent-ILS	92	2. Tieman, Jon-VALPO	23	2. Johnson, MD-DBU	8
3. Johnson, MD-DBU	91	3. Janssen, Mitch-BRAD	22	3. Martinson, Jordan-DBU	7
4. Lukas, Adam-UE	72	Johnson, MD-DBU	22	Headrick, Brent-ILS	7
5. Tieman, Jon-VALPO	71	5. Croner, Nathan-UE	21	5. Bayless, Jarod-DBU	6
6. Walker, Matt-ILS	69	6. Johnson, Colton-ILS	20	Polley,Triston-INS	6
Polley,Triston-INS	69	Weigand, Alex-UE	20	Whitbread,Tyler-INS	6
8. Janssen, Mitch-BRAD	67	Liberatore,Collin-INS	20	8. Ward,Tyler-INS	5
9. Wiley,L.-MSU	66	Headrick, Brent-ILS	20	Lund, Sam-BRAD	5
10. Liberatore,Collin-INS	64	10. Gosswein, Brooks-BRAD	18	Lukas, Adam-UE	5
11. Carraway, Burl-DBU	62	Wiley,L.-MSU	18	Croner, Nathan-UE	5
12. Croner, Nathan-UE	60	12. Lukas, Adam-UE	17	Begner, Blake-SIU	5
13. Lindgren, Jeff-ILS	56	Moscot, Jed-BRAD	17	13. 10 tied at.....	4
14. Schwab,D.-MSU	53	Juenger,H.-MSU	17		
Weigand, Alex-UE	53	15. 2 tied at.....	16		
Saves		Appearances		Games started	
1. McDaniel, Trey-SIU	12	1. Kechely, Krage-DBU	26	1. Martinson, Jordan-DBU	13
2. Gilmore, Jacob-ILS	10	2. Johnson, Colton-ILS	24	Liberatore,Collin-INS	13
3. Grauer,Tyler-INS	7	Sechler,C.-MSU	24	Headrick, Brent-ILS	13
Beer, Allan-BRAD	7	Parks, Michael-UE	24	Polley,Triston-INS	13
5. Parks, Michael-UE	6	McDaniel, Trey-SIU	24	Wiley,L.-MSU	13
Denlinger, Theron-BRAD	6	6. Carraway, Burl-DBU	23	Croner, Nathan-UE	13
7. Ward,Tyler-INS	5	7. Ridgway,Jake-INS	22	Johnson, MD-DBU	13
Sechler,C.-MSU	5	Juenger,H.-MSU	22	Tieman, Jon-VALPO	13
Allinger, Austin-UE	5	9. Bayless, Jarod-DBU	21	Janssen, Mitch-BRAD	13
10. Ridgway,Jake-INS	4	Yeager, Justin-SIU	21	Walker, Matt-ILS	13
11. Kechely, Krage-DBU	3	11. 6 tied at.....	20	11. Whitbread,Tyler-INS	12
Quigley, Montana-VALPO	3			Lindgren, Jeff-ILS	12
Hines, MacGregor-DBU	3			Lund, Sam-BRAD	12
Rhodehouse, Easton-VALPO	3			Lukas, Adam-UE	12
15. 3 tied at.....	2			Hiser, Mason-SIU	12
Games finished		Games in relief		Sac bunts allowed	
1. McDaniel, Trey-SIU	23	1. Kechely, Krage-DBU	25	1. Polley,Triston-INS	8
2. Sechler,C.-MSU	19	2. Parks, Michael-UE	24	2. Begner, Blake-SIU	7
3. Gilmore, Jacob-ILS	17	Sechler,C.-MSU	24	Lindgren, Jeff-ILS	7
4. Grauer,Tyler-INS	16	McDaniel, Trey-SIU	24	4. Lochner,J.-MSU	6
5. Beer, Allan-BRAD	14	5. Carraway, Burl-DBU	22	Wicklund, Brett-ILS	6
6. Parks, Michael-UE	13	Ridgway,Jake-INS	22	Parks, Michael-UE	6
7. Rhodehouse, Easton-VALPO	12	7. Bayless, Jarod-DBU	21	Headrick, Brent-ILS	6
Allinger, Austin-UE	12	Johnson, Colton-ILS	21	Wiley,L.-MSU	6
Hines, MacGregor-DBU	12	Yeager, Justin-SIU	21	9. Johnson, Colton-ILS	5
10. Denlinger, Theron-BRAD	11	10. Denlinger, Theron-BRAD	20	Walker, Matt-ILS	5
11. Ward,Tyler-INS	10	Rhodehouse, Easton-VALPO	20	Liberatore,Collin-INS	5
12. Ridgway,Jake-INS	9	Beer, Allan-BRAD	20	Martinson, Jordan-DBU	5
13. 5 tied at.....	7	Anderson, Jack-ILS	20	13. 10 tied at.....	4
		Vogrin, Mitch-ILS	20		
		15. 2 tied at.....	19		

Sac flies allowed	
1. Lindgren, Jeff-ILS	8
2. Wthrspoon, N.-MSU	7
3. Fricke, Zach-VALPO	6
4. Sechler, C.-MSU	5
Kornacker, Michael-VALPO	5
6. Liberatore, Collin-INS	4
Schmidt, N.-MSU	4
Croner, Nathan-UE	4
Thomazin, L.-MSU	4
Moscot, Jed-BRAD	4
Tieman, Jon-VALPO	4
Walker, Matt-ILS	4
13. 12 tied at.....	3

Losses	
1. Tieman, Jon-VALPO	8
2. Walker, Matt-ILS	7
3. Begner, Blake-SIU	6
Sechler, C.-MSU	6
Givens, Dylan-SIU	6
Croner, Nathan-UE	6
7. Weigand, Alex-UE	5
Wiley, L.-MSU	5
Juenger, H.-MSU	5
10. 9 tied at.....	4

Runners picked off	
1. Martinson, Jordan-DBU	4
2. Thomazin, L.-MSU	3
Gray, Shane-UE	3
Polley, Triston-INS	3
Geha, L.-MSU	3
Lukas, Adam-UE	3
Walker, Matt-ILS	3
Schwab, D.-MSU	3
Wiley, L.-MSU	3
Rice, Keaton-BRAD	3
11. Vogrin, Mitch-ILS	2
Headrick, Brent-ILS	2
13. 19 tied at.....	1

Wild pitches	
1. Mitson, Corey-SIU	11
2. Fricke, Zach-VALPO	10
Grace, Sam-SIU	10
Fields, Colin-VALPO	10
5. Gosswein, Brooks-BRAD	9
6. Schmidt, N.-MSU	8
Tieman, Jon-VALPO	8
Walker, Matt-ILS	8
Polley, Triston-INS	8
10. Kornacker, Michael-VALPO	7
Jarecki, Jim-VALPO	7
Givens, Dylan-SIU	7
Johnson, MD-DBU	7
14. 9 tied at.....	6

Balks	
1. Juenger, H.-MSU	2
Begner, Blake-SIU	2
Farmer, Noah-SIU	2
Weigand, Alex-UE	2
Denlinger, Theron-BRAD	2
Hiser, Mason-SIU	2
Ward, Tyler-INS	2
Schwab, D.-MSU	2
9. 20 tied at.....	1

Hit batters	
1. Thomazin, L.-MSU	15
2. Kornacker, Michael-VALPO	14
3. Wiley, L.-MSU	12
Fricke, Zach-VALPO	12
5. Schmidt, N.-MSU	11
6. Gosswein, Brooks-BRAD	10
7. Lochner, J.-MSU	9
8. Croner, Nathan-UE	8
9. Hiser, Mason-SIU	7
Sechler, C.-MSU	7
Givens, Dylan-SIU	7
Bayless, Jarod-DBU	7
Lindgren, Jeff-ILS	7
Wthrspoon, N.-MSU	7
15. 5 tied at.....	6

Intentional BB allowed	
1. Gilmore, Jacob-ILS	3
2. Wiley, L.-MSU	2
Kechely, Kragen-DBU	2
Cook, Cole-BRAD	2
Ward, Tyler-INS	2
Sechler, C.-MSU	2
Hines, MacGregor-DBU	2
Vogrin, Mitch-ILS	2
9. 27 tied at.....	1

Hits allowed	
1. Cook, Cole-BRAD	44
2. Lund, Sam-BRAD	45
Gray, Shane-UE	45
4. Juenger, H.-MSU	46
5. Gosswein, Brooks-BRAD	47
Janssen, Mitch-BRAD	47
7. Moscot, Jed-BRAD	48
Johnson, Colton-ILS	48
9. Lukas, Adam-UE	50
10. Johnson, MD-DBU	56
Fricke, Zach-VALPO	56
Whitbread, Tyler-INS	56
13. Lochner, J.-MSU	58
Liberatore, Collin-INS	58
15. Walker, Matt-ILS	60

Runs allowed	
1. Cook, Cole-BRAD	12
2. Janssen, Mitch-BRAD	14
3. Gray, Shane-UE	23
Lund, Sam-BRAD	23
5. Liberatore, Collin-INS	25
Johnson, MD-DBU	25
7. Martinson, Jordan-DBU	26
Whitbread, Tyler-INS	26
9. Johnson, Colton-ILS	28
10. Polley, Triston-INS	31
Juenger, H.-MSU	31
Gosswein, Brooks-BRAD	31
Wicklund, Brett-ILS	31
14. Weigand, Alex-UE	32
15. Moscot, Jed-BRAD	34

Earned runs allowed	
1. Janssen, Mitch-BRAD	11
2. Cook, Cole-BRAD	12
3. Lund, Sam-BRAD	19
4. Liberatore, Collin-INS	21
Johnson, MD-DBU	21
Gray, Shane-UE	21
7. Whitbread, Tyler-INS	24
8. Gosswein, Brooks-BRAD	26
Johnson, Colton-ILS	26
Juenger, H.-MSU	26
Polley, Triston-INS	26
Martinson, Jordan-DBU	26
13. Wicklund, Brett-ILS	27
14. Moscot, Jed-BRAD	28
Weigand, Alex-UE	28

Walks allowed	
1. Wicklund, Brett-ILS	6
2. Whitbread, Tyler-INS	10
3. Lund, Sam-BRAD	15
4. Hiser, Mason-SIU	16
Gray, Shane-UE	16
Cook, Cole-BRAD	16
7. Weigand, Alex-UE	18
8. Wiley, L.-MSU	19
Johnson, MD-DBU	19
10. Headrick, Brent-ILS	20
Lindgren, Jeff-ILS	20
12. Moscot, Jed-BRAD	22
Lochner, J.-MSU	22
14. Martinson, Jordan-DBU	23
Givens, Dylan-SIU	23

Doubles allowed	
1. Johnson, MD-DBU	6
2. Gosswein, Brooks-BRAD	7
3. Lund, Sam-BRAD	8
Polley, Triston-INS	8
5. Lukas, Adam-UE	9
Walker, Matt-ILS	9
Gray, Shane-UE	9
Juenger, H.-MSU	9
9. Hiser, Mason-SIU	11
Fricke, Zach-VALPO	11
Headrick, Brent-ILS	11
Whitbread, Tyler-INS	11
13. Janssen, Mitch-BRAD	12
Johnson, Colton-ILS	12
Begner, Blake-SIU	12

Triples allowed

1. Johnson, Colton-ILS	0
Gray, Shane-UE	0
Walker, Matt-ILS	0
Lund, Sam-BRAD	0
Gosswein, Brooks-BRAD	0
6. Weigand, Alex-UE	1
Johnson, MD-DBU	1
Martinson, Jordan-DBU	1
Polley, Triston-INS	1
Liberatore, Collin-INS	1
Wicklund, Brett-ILS	1
Moscot, Jed-BRAD	1
Janssen, Mitch-BRAD	1
Headrick, Brent-ILS	1
Fricke, Zach-VALPO	1

Home runs allowed

1. Cook, Cole-BRAD	0
2. Gosswein, Brooks-BRAD	1
3. Lund, Sam-BRAD	2
Janssen, Mitch-BRAD	2
Wicklund, Brett-ILS	2
6. Johnson, Colton-ILS	3
Weigand, Alex-UE	3
Lochner, J.-MSU	3
Juenger, H.-MSU	3
10. Martinson, Jordan-DBU	4
11. Whitbread, Tyler-INS	5
Lindgren, Jeff-ILS	5
Headrick, Brent-ILS	5
Givens, Dylan-SIU	5
Moscot, Jed-BRAD	5



Missouri Valley Conference
MVC Fielding Leaders (as of May 13, 2019)
(All games)



Hitting minimums - 1 Games
Pitching minimums - 1 Games 1.0 IP/Game

Fielding pct	
1. O'Brien, Connor-BRAD	1.000
Boyle, Joe-INS	1.000
Butkiewicz, Colin-SIU	1.000
Fegen, Luke-INS	1.000
Shadid, Andy-BRAD	1.000
Enriquez, Roby-INS	1.000
Anderson, Nic-BRAD	1.000
Huntley, CJ-INS	1.000
Hutchinson, Ryan-ILS	1.000
Clayton, C.-MSU	1.000
Carpenter, Tyler-ILS	1.000
Donohue, Patrick-VALPO	1.000
Barry, Kevin-VALPO	1.000
Crews, Kenton-UE	1.000
Fritz, A.J.-UE	1.000

Chances	
1. Whetstone, B.-MSU	392
2. Wright, Max-INS	363
3. Craig, Tanner-UE	355
4. Iser, Herbert-DBU	345
5. Rice, Keaton-BRAD	342
6. Weber, J.T.-SIU	330
7. Butler, Jack-ILS	322
8. Komonsky, Ben-UE	314
9. Millas, D.-MSU	293
10. O'Brien, Connor-BRAD	256
11. Geha, L.-MSU	253
Jones, Brent-VALPO	253
13. Ball, Bryce-DBU	244
14. Zouras, Nick-ILS	243
15. Kapers, Jake-VALPO	220

Putouts	
1. Whetstone, B.-MSU	362
2. Craig, Tanner-UE	335
3. Wright, Max-INS	313
4. Rice, Keaton-BRAD	309
5. Iser, Herbert-DBU	308
6. Weber, J.T.-SIU	306
7. Butler, Jack-ILS	301
8. Komonsky, Ben-UE	292
9. Millas, D.-MSU	263
10. O'Brien, Connor-BRAD	240
11. Ball, Bryce-DBU	228
12. Jones, Brent-VALPO	215
13. Zouras, Nick-ILS	213
14. Geha, L.-MSU	210
15. Kapers, Jake-VALPO	191

Assists	
1. Watkins, Jarrod-INS	125
Shadid, Luke-BRAD	125
3. Dungan, Clay-INS	124
4. Parola, Derek-ILS	122
5. Vasic, Nikola-SIU	115
6. Jones, Blayne-DBU	114
Shepherd, Craig-UE	114
8. Glowenke, Jimmy-DBU	110
Hull, M.-MSU	110
10. Huggins, Aidan-ILS	101
11. Means, Jake-INS	99
12. Shaikin, Sam-VALPO	98
13. Epps, Grey-SIU	96
14. Privitera, J.-MSU	92
15. Glenn, Jackson-DBU	89

Fielding double plays	
1. Whetstone, B.-MSU	45
2. Hull, M.-MSU	35
3. Privitera, J.-MSU	28
4. Shadid, Luke-BRAD	26
Jones, Blayne-DBU	26
6. Watkins, Jarrod-INS	24
7. Vasic, Nikola-SIU	23
Huggins, Aidan-ILS	23
9. O'Brien, Connor-BRAD	22
Weber, J.T.-SIU	22
Glowenke, Jimmy-DBU	22
Craig, Tanner-UE	22
13. Shepherd, Craig-UE	20
14. 4 tied at.....	19

Passed balls	
1. Komonsky, Ben-UE	13
2. Rice, Keaton-BRAD	10
Zouras, Nick-ILS	10
4. Wright, Max-INS	8
5. Kapers, Jake-VALPO	7
Iser, Herbert-DBU	7
7. Ulick, Austin-SIU	5
Butkiewicz, Colin-SIU	5
9. Hays, Tyson-ILS	4
Vesecky, Jacob-UE	4
11. Barczy, Christian-VALPO	2
Antos, Kyle-BRAD	2
Boulware, Christian-DBU	2
Wiskus, Spencer-INS	2
15. 3 tied at.....	1

Catchers interference	
1. McMahan, Aiden-SIU	1
Vesecky, Jacob-UE	1

Steal attempts against	
1. Wright, Max-INS	57
2. Rice, Keaton-BRAD	52
3. Kapers, Jake-VALPO	48
4. Millas, D.-MSU	44
5. Zouras, Nick-ILS	32
6. Geha, L.-MSU	31
7. Komonsky, Ben-UE	30
8. Iser, Herbert-DBU	28
9. Butkiewicz, Colin-SIU	25
10. Hays, Tyson-ILS	24
11. McMahan, Aiden-SIU	21
12. Ulick, Austin-SIU	20
13. Lochner, J.-MSU	19
14. Wiley, L.-MSU	16
15. 2 tied at.....	15

Stolen bases against	
1. Wright, Max-INS	43
2. Millas, D.-MSU	37
3. Rice, Keaton-BRAD	35
Kapers, Jake-VALPO	35
5. Zouras, Nick-ILS	27
6. Komonsky, Ben-UE	25
7. Geha, L.-MSU	23
8. Iser, Herbert-DBU	22
9. Butkiewicz, Colin-SIU	21
10. Hays, Tyson-ILS	19
11. McMahan, Aiden-SIU	17
12. Lochner, J.-MSU	16
13. Ulick, Austin-SIU	15
Baker, Louie-VALPO	15
15. Grace, Sam-SIU	13

Caught stealing by	
1. Rice, Keaton-BRAD	17
2. Wright, Max-INS	14
3. Kapers, Jake-VALPO	13
4. Geha, L.-MSU	8
5. Polley, Triston-INS	7
Millas, D.-MSU	7
7. Iser, Herbert-DBU	6
Moscot, Jed-BRAD	6
9. Zouras, Nick-ILS	5
Ulick, Austin-SIU	5
Komonsky, Ben-UE	5
Walker, Matt-ILS	5
Tieman, Jon-VALPO	5
Hays, Tyson-ILS	5
Lukas, Adam-UE	5

Errors	
1. Dungan, Clay-INS	14
Glenn, Jackson-DBU	14
3. Hull, M.-MSU	13
4. Vasic, Nikola-SIU	12
Shadid, Luke-BRAD	12
Epps, Grey-SIU	12
7. Polak, J.-MSU	11
Troyer, Sam-UE	11
9. Walters, Ian-SIU	9
Jorgensen, Damon-VALPO	9
Geha, L.-MSU	9
Shepherd, Craig-UE	9
Aeilts, Joe-ILS	9
Millas, D.-MSU	9
15. 3 tied at.....	8



Missouri Valley Conference
MVC Batting Leaders (as of May 13, 2019)
(MVC games only)



Hitting minimums - 1 Games 2.0 AB/Game
Pitching minimums - 1 Games 1.0 IP/Game

Batting avg		Slugging pct		On base pct	
1. Watkins, Jarrod-INS	.444	1. Kotowski, D.-MSU	.730	1. Butler, Joe-ILS	.481
2. Butler, Joe-ILS	.397	2. Bolt, Dan-BRAD	.678	2. Bandy, Luke-DBU	.476
3. Bandy, Luke-DBU	.392	3. Watkins, Jarrod-INS	.639	3. Watkins, Jarrod-INS	.475
4. O'Brien, Connor-BRAD	.379	4. Rave, John-ILS	.619	4. Bolt, Dan-BRAD	.468
5. Glowneke, Jimmy-DBU	.377	5. Butler, Joe-ILS	.618	5. Jones, Blayne-DBU	.457
6. Aeilts, Joe-ILS	.356	6. Bandy, Luke-DBU	.608	6. Glowneke, Jimmy-DBU	.452
7. Craig, Tanner-UE	.352	7. Polak, J.-MSU	.605	7. O'Brien, Connor-BRAD	.438
8. Dawson, Chase-VALPO	.349	8. Aeilts, Joe-ILS	.603	8. Tofteland, Dane-INS	.434
9. Jones, Blayne-DBU	.348	9. Ball, Bryce-DBU	.561	9. Craig, Tanner-UE	.425
10. Parola, Derek-ILS	.342	10. Dawson, Chase-VALPO	.540	10. Dawson, Chase-VALPO	.425
11. Kotowski, D.-MSU	.333	11. Shadid, Luke-BRAD	.535	Kotowski, D.-MSU	.425
12. Duffy, J.-MSU	.329	12. Glowneke, Jimmy-DBU	.522	12. Polak, J.-MSU	.418
13. Bolt, Dan-BRAD	.322	13. Jones, Blayne-DBU	.500	13. Duffy, J.-MSU	.417
14. Reeder, Nate-UE	.314	O'Brien, Connor-BRAD	.500	14. Aeilts, Joe-ILS	.413
15. Dougherty, Brendan-BRAD	.306	15. Lyon, Alex-SIU	.491	15. Dougherty, Brendan-BRAD	.412
Runs scored		Hits		Runs batted in	
1. Jones, Blayne-DBU	23	1. Watkins, Jarrod-INS	32	1. Glenn, Jackson-DBU	21
2. Watkins, Jarrod-INS	20	2. Butler, Joe-ILS	27	2. Rave, John-ILS	19
Isaacson, Augie-DBU	20	3. Parola, Derek-ILS	26	3. Shadid, Andy-BRAD	18
4. Rave, John-ILS	18	Aeilts, Joe-ILS	26	Ball, Bryce-DBU	18
5. Bolt, Dan-BRAD	17	Glowneke, Jimmy-DBU	26	5. Watkins, Jarrod-INS	17
6. Garon, Jean-Francois-BRAD	16	6. Rave, John-ILS	25	6. Glowneke, Jimmy-DBU	15
Butler, Joe-ILS	16	Craig, Tanner-UE	25	Shadid, Luke-BRAD	15
8. Shadid, Luke-BRAD	15	O'Brien, Connor-BRAD	25	Bolt, Dan-BRAD	15
Dungan, Clay-INS	15	9. Duffy, J.-MSU	23	Kotowski, D.-MSU	15
O'Brien, Connor-BRAD	15	Jones, Blayne-DBU	23	10. Polak, J.-MSU	14
Shaikin, Sam-VALPO	15	11. Dougherty, Brendan-BRAD	22	11. Parola, Derek-ILS	13
Ball, Bryce-DBU	15	Reeder, Nate-UE	22	Wright, Max-INS	13
13. 4 tied at.....	14	Dawson, Chase-VALPO	22	Aeilts, Joe-ILS	13
		14. 3 tied at.....	21	Rawlinson, Eli-BRAD	13
				15. 3 tied at.....	12
Doubles		Triples		Home runs	
1. Butler, Jack-ILS	8	1. Borgstron, Danny-UE	2	1. Rave, John-ILS	7
Watkins, Jarrod-INS	8	Huntley, CJ-INS	2	Kotowski, D.-MSU	7
3. Butler, Joe-ILS	7	Bolt, Dan-BRAD	2	3. Ball, Bryce-DBU	5
4. Aeilts, Joe-ILS	6	4. 24 tied at.....	1	Bolt, Dan-BRAD	5
Sandmann, Evan-DBU	6			5. Polak, J.-MSU	4
Whetstone, B.-MSU	6			Shadid, Luke-BRAD	4
Billinger, Blake-VALPO	6			Aeilts, Joe-ILS	4
8. Shadid, Luke-BRAD	5			8. Dungan, Clay-INS	3
Duffy, J.-MSU	5			Shaikin, Sam-VALPO	3
O'Brien, Connor-BRAD	5			Shadid, Andy-BRAD	3
Craig, Tanner-UE	5			Garon, Jean-Francois-BRAD	3
Ball, Bryce-DBU	5			12. 15 tied at.....	2
Isaacson, Augie-DBU	5				
Bandy, Luke-DBU	5				
15. 13 tied at.....	4				
Total bases		Walks		Hit by pitch	
1. Rave, John-ILS	52	1. Rice, Keaton-BRAD	18	1. Komonsky, Ben-UE	7
2. Watkins, Jarrod-INS	46	2. Ball, Bryce-DBU	13	2. Reeder, Nate-UE	6
Kotowski, D.-MSU	46	Bolt, Dan-BRAD	13	3. O'Brien, Connor-BRAD	5
4. Aeilts, Joe-ILS	44	Means, Jake-INS	13	Jones, Matthew-UE	5
5. Butler, Joe-ILS	42	Glenn, Jackson-DBU	13	Geha, L.-MSU	5
6. Bolt, Dan-BRAD	40	Jones, Blayne-DBU	13	Enriquez, Roby-INS	5
7. Shadid, Luke-BRAD	38	Shepherd, Craig-UE	13	7. Wright, Max-INS	4
8. Parola, Derek-ILS	37	8. Dungan, Clay-INS	12	Bolt, Dan-BRAD	4
Ball, Bryce-DBU	37	Komonsky, Ben-UE	12	Ayers, Chris-INS	4
10. Glowneke, Jimmy-DBU	36	10. Glowneke, Jimmy-DBU	11	Shadid, Luke-BRAD	4
11. Dawson, Chase-VALPO	34	Duffy, J.-MSU	11	11. 8 tied at.....	3
12. Whetstone, B.-MSU	33	Fritz, A.J.-UE	11		
O'Brien, Connor-BRAD	33	13. 7 tied at.....	10		
Jones, Blayne-DBU	33				
15. 2 tied at.....	32				

Sac bunts		
1. Shadid, Andy-BRAD	4	
2. Shepherd, Craig-UE	3	
Troyer, Sam-UE	3	
Dawson, Chase-VALPO	3	
Garon, Jean-Francois-BRAD	3	
Bandy, Luke-DBU	3	
Komonsky, Ben-UE	3	
Aeilts, Joe-ILS	3	
9. 13 tied at.....	2	

Sac flies		
1. Glowenke, Jimmy-DBU	3	
Beilsmith, Troy-UE	3	
Glenn, Jackson-DBU	3	
4. Polak, J.-MSU	2	
Ball, Bryce-DBU	2	
Ayers, Chris-INS	2	
Rawlinson, Eli-BRAD	2	
Watkins, Jarrod-INS	2	
Weber, J.T.-SIU	2	
Bandy, Luke-DBU	2	
Sosa, Andres-DBU	2	
Harris, Romero-INS	2	
Duffy, J.-MSU	2	
14. 29 tied at.....	1	

Stolen bases		
1. Troyer, Sam-UE	11	
2. Bandy, Luke-DBU	10	
3. Jones, Blayne-DBU	7	
Geha, L.-MSU	7	
Isaacson, Augie-DBU	7	
LaRue, Will-SIU	7	
7. Fugitt, Addison-SIU	5	
Garon, Jean-Francois-BRAD	5	
Lyon, Alex-SIU	5	
Parola, Derek-ILS	5	
Vasic, Nikola-SIU	5	
12. Beilsmith, Troy-UE	4	
13. Libman, Jordan-ILS	3	
Shadid, Luke-BRAD	3	
Fitzsimmons, Steven-VALPO	3	

Total plate appearances		
1. Rave, John-ILS	90	
2. Millas, D.-MSU	88	
3. Dungan, Clay-INS	87	
4. Duffy, J.-MSU	86	
Libman, Jordan-ILS	86	
Shadid, Luke-BRAD	86	
7. Shepherd, Craig-UE	85	
Dougherty, Brendan-BRAD	85	
9. Means, Jake-INS	84	
Parola, Derek-ILS	84	
Glowenke, Jimmy-DBU	84	
12. Aeilts, Joe-ILS	83	
Troyer, Sam-UE	83	
Reeder, Nate-UE	83	
15. 2 tied at.....	82	

At bats		
1. Rave, John-ILS	84	
2. Millas, D.-MSU	77	
3. Parola, Derek-ILS	76	
4. Garon, Jean-Francois-BRAD	74	
Libman, Jordan-ILS	74	
6. Aeilts, Joe-ILS	73	
Whetstone, B.-MSU	73	
8. Watkins, Jarrod-INS	72	
Dougherty, Brendan-BRAD	72	
Dungan, Clay-INS	72	
11. Beilsmith, Troy-UE	71	
Craig, Tanner-UE	71	
Shadid, Luke-BRAD	71	
Privitera, J.-MSU	71	
15. 4 tied at.....	70	

Steal attempts		
1. Bandy, Luke-DBU	12	
Troyer, Sam-UE	12	
3. LaRue, Will-SIU	9	
4. Isaacson, Augie-DBU	8	
5. Vasic, Nikola-SIU	7	
Geha, L.-MSU	7	
Jones, Blayne-DBU	7	
8. Parola, Derek-ILS	6	
Lyon, Alex-SIU	6	
10. Fugitt, Addison-SIU	5	
Epps, Grey-SIU	5	
Garon, Jean-Francois-BRAD	5	
13. Beilsmith, Troy-UE	4	
Dawson, Chase-VALPO	4	
15. 13 tied at.....	3	

Strikeouts		
1. Shaikin, Sam-VALPO	24	
2. Fugitt, Addison-SIU	23	
Zouras, Nick-ILS	23	
4. Aeilts, Joe-ILS	22	
Millas, D.-MSU	22	
6. Epps, Grey-SIU	21	
Rawlinson, Eli-BRAD	21	
8. Bolt, Dan-BRAD	20	
Huggins, Aidan-ILS	20	
Garon, Jean-Francois-BRAD	20	
Polak, J.-MSU	20	
Rave, John-ILS	20	
13. Walters, Ian-SIU	19	
Rice, Keaton-BRAD	19	
Jones, Brent-VALPO	19	

Caught stealing		
1. Epps, Grey-SIU	3	
2. Rave, John-ILS	2	
Sandmann, Evan-DBU	2	
McMurray, Nick-BRAD	2	
Vasic, Nikola-SIU	2	
Dent, Riley-VALPO	2	
Bandy, Luke-DBU	2	
Dawson, Chase-VALPO	2	
LaRue, Will-SIU	2	
10. 19 tied at.....	1	

Grounded into DP		
1. Fritz, A.J.-UE	4	
2. Whetstone, B.-MSU	3	
Billinger, Blake-VALPO	3	
Means, Jake-INS	3	
Craig, Tanner-UE	3	
Enriquez, Roby-INS	3	
7. 11 tied at.....	2	



Missouri Valley Conference
MVC Pitching Leaders (as of May 13, 2019)
(MVC games only)



Hitting minimums - 1 Games 2.0 AB/Game
Pitching minimums - 1 Games 1.0 IP/Game

Earned run avg		Opposing bat avg		Innings pitched	
1. Headrick, Brent-ILS	1.05	1. Sechler, C.-MSU	.159	1. Liberatore, Collin-INS	46.2
2. Janssen, Mitch-BRAD	1.49	2. Headrick, Brent-ILS	.175	2. Headrick, Brent-ILS	43.0
3. Liberatore, Collin-INS	1.54	3. Liberatore, Collin-INS	.178	3. Polley, Triston-INS	39.0
4. Parks, Michael-UE	2.14	4. Juenger, H.-MSU	.179	4. Wiley, L.-MSU	38.1
5. Lund, Sam-BRAD	2.42	5. Janssen, Mitch-BRAD	.185	5. Johnson, MD-DBU	36.2
6. Johnson, MD-DBU	2.70	6. Gray, Shane-UE	.194	6. Martinson, Jordan-DBU	36.1
7. Wiley, L.-MSU	2.82	7. Johnson, MD-DBU	.212	Janssen, Mitch-BRAD	36.1
8. Juenger, H.-MSU	2.82	8. Lukas, Adam-UE	.221	8. Tieman, Jon-VALPO	35.2
9. Gray, Shane-UE	3.05	9. Schwab, D.-MSU	.224	9. Walker, Matt-ILS	33.2
10. Cook, Cole-BRAD	3.15	10. Cook, Cole-BRAD	.225	10. Fricke, Zach-VALPO	33.0
11. Walker, Matt-ILS	3.48	11. Lund, Sam-BRAD	.226	11. Lochner, J.-MSU	31.2
12. Schwab, D.-MSU	3.52	12. Parks, Michael-UE	.230	Croner, Nathan-UE	31.2
13. Fricke, Zach-VALPO	3.55	Johnson, Colton-ILS	.230	13. Hayden, Justin-UE	30.1
14. Sechler, C.-MSU	3.60	14. Walker, Matt-ILS	.232	14. Whitbread, Tyler-INS	29.0
15. Martinson, Jordan-DBU	3.72	15. Whitbread, Tyler-INS	.232	15. Begner, Blake-SIU	28.0
Batters struck out		Batters SO out looking		Wins	
1. Headrick, Brent-ILS	55	1. Janssen, Mitch-BRAD	14	1. Headrick, Brent-ILS	6
2. Martinson, Jordan-DBU	44	2. Martinson, Jordan-DBU	12	2. Johnson, MD-DBU	4
3. Johnson, MD-DBU	39	3. Liberatore, Collin-INS	11	Liberatore, Collin-INS	4
4. Walker, Matt-ILS	38	Lochner, J.-MSU	11	4. Lund, Sam-BRAD	3
Lochner, J.-MSU	38	5. Weigand, Alex-UE	10	Lukas, Adam-UE	3
6. Liberatore, Collin-INS	37	6. Polley, Triston-INS	9	Fricke, Zach-VALPO	3
Janssen, Mitch-BRAD	37	Tieman, Jon-VALPO	9	Martinson, Jordan-DBU	3
8. Wiley, L.-MSU	34	8. Carraway, Burl-DBU	8	Walker, Matt-ILS	3
9. Polley, Triston-INS	33	Yeager, Justin-SIU	8	9. 10 tied at.....	2
10. Lukas, Adam-UE	30	Wiley, L.-MSU	8		
11. Schwab, D.-MSU	27	Lindgren, Jeff-ILS	8		
12. Tieman, Jon-VALPO	26	Lukas, Adam-UE	8		
13. Croner, Nathan-UE	25	Lund, Sam-BRAD	8		
Whitbread, Tyler-INS	25	Croner, Nathan-UE	8		
15. 2 tied at.....	24	15. 3 tied at.....	7		
Saves		Appearances		Games started	
1. Denlinger, Theron-BRAD	4	1. Juenger, H.-MSU	12	1. Fricke, Zach-VALPO	6
McDaniel, Trey-SIU	4	2. Sechler, C.-MSU	11	Martinson, Jordan-DBU	6
Gilmore, Jacob-ILS	4	Parks, Michael-UE	11	Walker, Matt-ILS	6
4. Sechler, C.-MSU	3	4. Johnson, Colton-ILS	9	Croner, Nathan-UE	6
Parks, Michael-UE	3	Yeager, Justin-SIU	9	Janssen, Mitch-BRAD	6
6. Rhodehouse, Easton-VALPO	2	6. Vogrin, Mitch-ILS	8	Begner, Blake-SIU	6
Hines, MacGregor-DBU	2	Denlinger, Theron-BRAD	8	Wiley, L.-MSU	6
Allinger, Austin-UE	2	8. 12 tied at.....	7	Johnson, MD-DBU	6
Johnson, Colton-ILS	2			Polley, Triston-INS	6
10. Quigley, Montana-VALPO	1			Headrick, Brent-ILS	6
Grauer, Tyler-INS	1			Tieman, Jon-VALPO	6
Ward, Tyler-INS	1			Liberatore, Collin-INS	6
Fields, Colin-VALPO	1			Lochner, J.-MSU	6
Beer, Allan-BRAD	1			Whitbread, Tyler-INS	6
				15. 5 tied at.....	5
Games finished		Games in relief		Sac bunts allowed	
1. Sechler, C.-MSU	10	1. Juenger, H.-MSU	12	1. Parks, Michael-UE	4
2. Denlinger, Theron-BRAD	7	2. Parks, Michael-UE	11	Lochner, J.-MSU	4
3. Parks, Michael-UE	6	Sechler, C.-MSU	11	3. Polley, Triston-INS	3
McDaniel, Trey-SIU	6	4. Johnson, Colton-ILS	9	Headrick, Brent-ILS	3
5. Grauer, Tyler-INS	5	Yeager, Justin-SIU	9	Lukas, Adam-UE	3
DeSommer, Matt-SIU	5	6. Denlinger, Theron-BRAD	8	Wiley, L.-MSU	3
Allinger, Austin-UE	5	Vogrin, Mitch-ILS	8	Begner, Blake-SIU	3
Beer, Allan-BRAD	5	8. 9 tied at.....	7	Janssen, Mitch-BRAD	3
9. Juenger, H.-MSU	4			Rhodehouse, Easton-VALPO	3
Gilmore, Jacob-ILS	4			Lindgren, Jeff-ILS	3
Johnson, Colton-ILS	4			Liberatore, Collin-INS	3
Rhodehouse, Easton-VALPO	4			12. 7 tied at.....	2
13. 6 tied at.....	3				

Sac flies allowed	
1. Lindgren, Jeff-ILS	5
Fricke, Zach-VALPO	5
3. Croner, Nathan-UE	4
4. Hayden, Justin-UE	3
Walker, Matt-ILS	3
6. Liberatore, Collin-INS	2
Whitbread, Tyler-INS	2
Tieman, Jon-VALPO	2
Hiser, Mason-SIU	2
Gilmore, Jacob-ILS	2
Moscot, Jed-BRAD	2
12. 26 tied at.....	1

Losses	
1. Tieman, Jon-VALPO	5
2. Givens, Dylan-SIU	4
3. Gosswein, Brooks-BRAD	3
Sechler, C.-MSU	3
Croner, Nathan-UE	3
Hiser, Mason-SIU	3
Begner, Blake-SIU	3
Fields, Colin-VALPO	3
Walker, Matt-ILS	3
10. 7 tied at.....	2

Runners picked off	
1. Lukas, Adam-UE	3
2. Gray, Shane-UE	2
Polley, Triston-INS	2
Wiley, L.-MSU	2
Walker, Matt-ILS	2
6. 15 tied at.....	1

Wild pitches	
1. Grace, Sam-SIU	4
Fricke, Zach-VALPO	4
Begner, Blake-SIU	4
Lochner, J.-MSU	4
Tieman, Jon-VALPO	4
Gosswein, Brooks-BRAD	4
7. Schmidt, N.-MSU	3
Walker, Matt-ILS	3
Polley, Triston-INS	3
Weigand, Alex-UE	3
DeSomer, Matt-SIU	3
Whitbread, Tyler-INS	3
13. 23 tied at.....	2

Balks	
1. Begner, Blake-SIU	1
Ward, Tyler-INS	1
Cook, Cole-BRAD	1
Carraway, Burl-DBU	1
Richey, Matthew-BRAD	1
Gilmore, Jacob-ILS	1
Juenger, H.-MSU	1
Frey, Zach-INS	1
Denlinger, Theron-BRAD	1
Headrick, Brent-ILS	1
Farmer, Noah-SIU	1
Hiser, Mason-SIU	1

Hit batters	
1. Fricke, Zach-VALPO	6
2. Hiser, Mason-SIU	5
Gosswein, Brooks-BRAD	5
Yeager, Justin-SIU	5
5. Lindgren, Jeff-ILS	4
Martinson, Jordan-DBU	4
7. 17 tied at.....	3

Intentional BB allowed	
1. Hines, MacGregor-DBU	2
2. Vogrin, Mitch-ILS	1
Liberatore, Collin-INS	1
Whitbread, Tyler-INS	1
Kechely, Krage-DBU	1
Giles, Evan-INS	1
Cook, Cole-BRAD	1
Gray, Shane-UE	1
Wiley, L.-MSU	1
Juenger, H.-MSU	1
Frey, Zach-INS	1
DeSomer, Matt-SIU	1
Gosswein, Brooks-BRAD	1
Guerrero, Jeremy-INS	1
Sechler, C.-MSU	1

Hits allowed	
1. Sechler, C.-MSU	11
2. Juenger, H.-MSU	14
Gray, Shane-UE	14
4. Cook, Cole-BRAD	16
5. Parks, Michael-UE	17
Johnson, Colton-ILS	17
7. Lukas, Adam-UE	19
Lund, Sam-BRAD	19
Schwab, D.-MSU	19
10. Gosswein, Brooks-BRAD	22
11. Weigand, Alex-UE	23
12. Janssen, Mitch-BRAD	24
13. Whitbread, Tyler-INS	26
14. Hammel, Jarrett-VALPO	27
Hayden, Justin-UE	27

Runs allowed	
1. Gray, Shane-UE	7
Cook, Cole-BRAD	7
Janssen, Mitch-BRAD	7
Lund, Sam-BRAD	7
5. Sechler, C.-MSU	8
6. Parks, Michael-UE	9
Juenger, H.-MSU	9
Schwab, D.-MSU	9
9. Weigand, Alex-UE	10
Headrick, Brent-ILS	10
11. Liberatore, Collin-INS	11
12. Johnson, MD-DBU	12
Johnson, Colton-ILS	12
Lukas, Adam-UE	12
15. Hammel, Jarrett-VALPO	13

Earned runs allowed	
1. Headrick, Brent-ILS	5
Parks, Michael-UE	5
3. Lund, Sam-BRAD	6
Janssen, Mitch-BRAD	6
5. Juenger, H.-MSU	7
Cook, Cole-BRAD	7
Gray, Shane-UE	7
8. Liberatore, Collin-INS	8
Sechler, C.-MSU	8
10. Schwab, D.-MSU	9
11. Weigand, Alex-UE	10
12. Johnson, MD-DBU	11
Lukas, Adam-UE	11
14. Johnson, Colton-ILS	12
Wiley, L.-MSU	12

Walks allowed	
1. Whitbread, Tyler-INS	4
2. Lindgren, Jeff-ILS	6
Gray, Shane-UE	6
Weigand, Alex-UE	6
Lund, Sam-BRAD	6
6. Parks, Michael-UE	7
Cook, Cole-BRAD	7
8. Headrick, Brent-ILS	8
9. Hiser, Mason-SIU	9
Wiley, L.-MSU	9
Hammel, Jarrett-VALPO	9
Hayden, Justin-UE	9
13. Johnson, Colton-ILS	10
Givens, Dylan-SIU	10
Johnson, MD-DBU	10

Doubles allowed	
1. Headrick, Brent-ILS	1
2. Parks, Michael-UE	2
Gray, Shane-UE	2
Sechler, C.-MSU	2
Johnson, Colton-ILS	2
Johnson, MD-DBU	2
7. Lukas, Adam-UE	3
Hayden, Justin-UE	3
9. Hammel, Jarrett-VALPO	4
Polley, Triston-INS	4
Lund, Sam-BRAD	4
Schwab, D.-MSU	4
Fricke, Zach-VALPO	4
Cook, Cole-BRAD	4
15. Gosswein, Brooks-BRAD	5

Triples allowed

1. Begner, Blake-SIU	0
Walker, Matt-ILS	0
Parks, Michael-UE	0
Gray, Shane-UE	0
Wiley, L.-MSU	0
Sechler, C.-MSU	0
Johnson, Colton-ILS	0
Janssen, Mitch-BRAD	0
Gosswein, Brooks-BRAD	0
Fricke, Zach-VALPO	0
Schwab, D.-MSU	0
Lund, Sam-BRAD	0
13. Polley, Triston-INS	1
Hammel, Jarrett-VALPO	1
Cook, Cole-BRAD	1

Home runs allowed

1. Lochner, J.-MSU	0
Hayden, Justin-UE	0
Cook, Cole-BRAD	0
Gosswein, Brooks-BRAD	0
Sechler, C.-MSU	0
6. Parks, Michael-UE	1
Headrick, Brent-ILS	1
Hammel, Jarrett-VALPO	1
Lund, Sam-BRAD	1
Schwab, D.-MSU	1
11. Janssen, Mitch-BRAD	2
Lukas, Adam-UE	2
Johnson, Colton-ILS	2
Juenger, H.-MSU	2
Weigand, Alex-UE	2



Missouri Valley Conference
MVC Fielding Leaders (as of May 13, 2019)
(MVC games only)



Hitting minimums - 1 Games
Pitching minimums - 1 Games 1.0 IP/Game

Fielding pct	
1. Komonsky, Ben-UE	1.000
Craig, Tanner-UE	1.000
O'Brien, Connor-BRAD	1.000
Boulware, Christian-DBU	1.000
Rave, John-ILS	1.000
Fitzsimmons, Steven-VALPO	1.000
Shadid, Andy-BRAD	1.000
Beilsmith, Troy-UE	1.000
Huntley, CJ-INS	1.000
Dent, Riley-VALPO	1.000
Fegen, Luke-INS	1.000
Aeilts, Joe-ILS	1.000
Bolt, Dan-BRAD	1.000
Garon, Jean-Francois-BRAD	1.000
Butkiewicz, Colin-SIU	1.000

Chances	
1. Zouras, Nick-ILS	159
2. Whetstone, B.-MSU	152
3. Butler, Jack-ILS	146
Wright, Max-INS	146
5. Komonsky, Ben-UE	142
6. Rice, Keaton-BRAD	139
7. Craig, Tanner-UE	138
8. O'Brien, Connor-BRAD	135
9. Millas, D.-MSU	134
10. Kapers, Jake-VALPO	132
11. Weber, J.T.-SIU	131
12. Tofteland, Dane-INS	108
13. Iser, Herbert-DBU	105
14. Jones, Brent-VALPO	95
15. Sosa, Andres-DBU	91

Putouts	
1. Whetstone, B.-MSU	139
2. Zouras, Nick-ILS	138
3. Butler, Jack-ILS	135
4. Komonsky, Ben-UE	134
5. Wright, Max-INS	130
6. Craig, Tanner-UE	129
7. Rice, Keaton-BRAD	124
8. O'Brien, Connor-BRAD	122
9. Weber, J.T.-SIU	120
10. Millas, D.-MSU	116
11. Kapers, Jake-VALPO	111
12. Tofteland, Dane-INS	102
13. Iser, Herbert-DBU	95
14. Jones, Brent-VALPO	84
15. Boulware, Christian-DBU	82

Assists	
1. Hull, M.-MSU	52
2. Watkins, Jarrod-INS	50
3. Vasic, Nikola-SIU	45
4. Means, Jake-INS	44
5. Shaikin, Sam-VALPO	42
6. Shadid, Luke-BRAD	39
7. Shepherd, Craig-UE	37
Dawson, Chase-VALPO	37
9. Jones, Blayne-DBU	36
10. Glowenke, Jimmy-DBU	35
Privitera, J.-MSU	35
Parola, Derek-ILS	35
13. Troyer, Sam-UE	34
Lyon, Alex-SIU	34
Dungan, Clay-INS	34

Fielding double plays	
1. Whetstone, B.-MSU	16
2. Hull, M.-MSU	13
3. Dawson, Chase-VALPO	12
4. Shaikin, Sam-VALPO	11
5. Vasic, Nikola-SIU	9
6. Weber, J.T.-SIU	8
Jones, Brent-VALPO	8
O'Brien, Connor-BRAD	8
Craig, Tanner-UE	8
Privitera, J.-MSU	8
11. Lyon, Alex-SIU	7
Shadid, Luke-BRAD	7
Shepherd, Craig-UE	7
Glowenke, Jimmy-DBU	7
15. 2 tied at.....	6

Passed balls	
1. Komonsky, Ben-UE	8
Zouras, Nick-ILS	8
3. Rice, Keaton-BRAD	5
Wright, Max-INS	5
5. Iser, Herbert-DBU	4
6. Kapers, Jake-VALPO	3
7. Ulick, Austin-SIU	2
Butkiewicz, Colin-SIU	2
9. Millas, D.-MSU	1
Hays, Tyson-ILS	1

Catchers interference	
1. Kapers, Jake-VALPO	30
2. Rice, Keaton-BRAD	25
3. Wright, Max-INS	24
4. Zouras, Nick-ILS	21
5. McMahan, Aiden-SIU	14
6. Millas, D.-MSU	12
7. Lochner, J.-MSU	11
8. Geha, L.-MSU	10
Grace, Sam-SIU	10
Butkiewicz, Colin-SIU	10
11. Wiley, L.-MSU	9
Komonsky, Ben-UE	9
13. Hiser, Mason-SIU	8
Fricke, Zach-VALPO	8
15. 2 tied at.....	7

Steal attempts against	
1. Kapers, Jake-VALPO	30
2. Rice, Keaton-BRAD	25
3. Wright, Max-INS	24
4. Zouras, Nick-ILS	21
5. McMahan, Aiden-SIU	14
6. Millas, D.-MSU	12
7. Lochner, J.-MSU	11
8. Geha, L.-MSU	10
Grace, Sam-SIU	10
Butkiewicz, Colin-SIU	10
11. Wiley, L.-MSU	9
Komonsky, Ben-UE	9
13. Hiser, Mason-SIU	8
Fricke, Zach-VALPO	8
15. 2 tied at.....	7

Stolen bases against	
1. Wright, Max-INS	22
2. Kapers, Jake-VALPO	20
3. Zouras, Nick-ILS	18
Rice, Keaton-BRAD	18
5. McMahan, Aiden-SIU	14
6. Millas, D.-MSU	11
7. Grace, Sam-SIU	10
Lochner, J.-MSU	10
Butkiewicz, Colin-SIU	10
10. Hiser, Mason-SIU	8
11. Komonsky, Ben-UE	7
Wiley, L.-MSU	7
Geha, L.-MSU	7
14. 4 tied at.....	6

Caught stealing by	
1. Kapers, Jake-VALPO	10
2. Rice, Keaton-BRAD	7
3. Zouras, Nick-ILS	3
Tieman, Jon-VALPO	3
Lund, Sam-BRAD	3
Geha, L.-MSU	3
7. 10 tied at.....	2

Errors	
1. Millas, D.-MSU	7
2. Polak, J.-MSU	6
Troyer, Sam-UE	6
4. Kapers, Jake-VALPO	5
Butler, Jack-ILS	5
Butler, Joe-ILS	5
Vasic, Nikola-SIU	5
8. Glenn, Jackson-DBU	4
Jorgensen, Damon-VALPO	4
Huggins, Aidan-ILS	4
Hull, M.-MSU	4
Dawson, Chase-VALPO	4
Lochner, J.-MSU	4
14. 11 tied at.....	3