

# MVC BASEBALL

## WEEKLY RELEASE NO. 8: APRIL 8, 2019

**MVC Baseball Contact:** Ryan Davis, Assistant Commissioner for Communications  
**Office:** 314.444.4316 • **Cell:** 314.285.5675 • **Email:** davis@mvc.org  
 1818 Chouteau Ave. • St. Louis, MO 63103 • **Fax:** 314.444.4346  
**www.mvc-sports.com**



### 2019 Standings -- As of Monday, Apr. 8

	MISSOURI VALLEY				OVERALL			
	W	L	Pct.	GB	W	L	Pct.	Strk.
Evansville	5	1	.833	---	17	10	.630	L1
DBU	4	2	.667	1	22	9	.710	W1
Missouri State	4	2	.667	1	11	20	.355	L1
Illinois State	2	1	.667	1.5	17	14	.548	L1
Indiana State	1	2	.333	2.5	23	6	.793	L1
Southern Illinois	1	2	.333	2.5	16	12	.571	W1
Bradley	0	3	.000	3.5	17	10	.630	W1
Valparaiso	1	5	.167	4	6	21	.222	W5

• • Non-Conference: 111-84 • Home: 49-18 • Away: 48-61 • Neutral: 14-5 • Top-25: 3-12 • •

### Recent Results/ Upcoming Schedule

#### Tuesday, April 2

Eastern Illinois at Illinois State..... W, 3-0  
 Southern Illinois at Arkansas State..... W, 4-3  
 Western Illinois at Bradley..... W, 10-0  
 Missouri State at SEMO..... W, 8-2  
 #25 Baylor at DBU..... L, 5-1

#### Wednesday, April 3

Missouri State at Murray State..... W, 15-10  
 Indiana State at Purdue..... W, 4-3  
 Illinois State at Iowa..... W, 11-6  
 SIUE at Bradley..... W, 9-6  
 UT-Martin at Evansville..... W, 6-3

#### Friday, April 5

Illinois State at Valparaiso..... ILS, 13-1\*  
 Indiana State at Michigan State..... L, 1-0 (10)  
 Eureka at Bradley..... W, 20-1  
 DBU at Evansville..... UE, 8-3\*  
 Missouri State at Southern Illinois..... MSU, 10-5\*

#### Saturday, April 6

Robert Morris-Springfield at Bradley..... W, 10-0  
 Illinois State at Valparaiso..... ILS, 12-6\*  
 Illinois State at Valparaiso..... VALPO, 4-2\*  
 Missouri State at Southern Illinois..... MSU, 13-4 (10)\*  
 Missouri State at Southern Illinois..... SIU, 4-2\*  
 DBU at Evansville..... UE, 11-5\*  
 DBU at Evansville..... DBU, 4-3\*  
 Indiana State at Michigan State..... W, 2-1

#### Sunday, April 7

Robert Morris-Springfield at Bradley..... W, 14-2  
 Indiana State at Michigan State..... L, 6-0

#### Tuesday, April 9

Indiana State at Michigan..... 3 PM  
 Chicago State at Valparaiso..... 3 PM  
 Southern Illinois at Eastern Illinois..... 3 PM  
 Bradley at Western Illinois..... 4 PM  
 Illinois at Illinois State (ESPN+)..... 5 PM  
 Missouri State at Kansas..... 6 PM  
 Evansville at Austin Peay..... 6:30 PM  
 #19 TCU at DBU..... 6:30 PM

#### Wednesday, April 10

Indiana State at Michigan..... 3 PM  
 Valparaiso at Milwaukee..... 3 PM  
 Iowa at Bradley (ESPN+)..... 6 PM

#### Friday, April 12

Missouri State at Illinois State (ESPN+)..... 5 PM\*  
 DBU at College of Charleston..... 5 PM  
 Valparaiso at Indiana State (ESPN+)..... 5:30 PM\*  
 Southern Illinois at Bradley (ESPN+)..... 6 PM\*  
 Indiana at Evansville (ESPN+)..... 6 PM

#### Saturday, April 13

Evansville at Indiana..... 12 PM  
 DBU at College of Charleston..... 1 PM  
 Missouri State at Illinois State..... 2 PM\*  
 Southern Illinois at Bradley (ESPN+)..... 2 PM\*  
 Evansville at Indiana..... 3:30 PM  
 Valparaiso at Indiana State..... 5:30 PM\*

#### Sunday, April 14

Evansville at Indiana..... 11 AM  
 Valparaiso at Indiana State (ESPN+)..... 12 PM\*  
 DBU at College of Charleston..... 1 PM  
 Missouri State at Illinois State..... 1 PM\*  
 Southern Illinois at Bradley (ESPN+)..... 1 PM\*

**ALL TIMES CENTRAL**  
 \*MVC Contest



### Missouri Valley Conference Player of the Week

#### Joey Polak, So., 3B, Missouri State

Missouri State's Joey Polak hit .455 (10-for-22) and slugged 1.045 while belting four home runs and driving in eight runs to help MSU win four of its five games last week, including a second-straight MVC series win at Southern Illinois over the weekend. The sophomore third baseman registered multi-hit performances in four-straight games—all MSU victories—and became the ninth player in program history to homer three times in a game Friday in a 10-5 come-from-behind win in Carbondale.

**Other Notable Performances:** Andy Shadid (BRAD); Craig Shepherd (UE); John Rave (ILS); Alex Lyon (SIU); Chase Dawson (VALPO)



### Missouri Valley Conference Pitcher of the Week

#### Brett Wicklund, So., RHP, Illinois State

Illinois State's Brett Wicklund was remarkable in his start this week for the Redbirds. The sophomore right-handed pitcher tossed the midweek matchup versus the Eastern Illinois Panthers. Wicklund hurled a three-hit complete game shutout. Wicklund faced just three over the minimum in the complete game while striking out three and walking none. It's the first time a Redbird has thrown a nine-inning complete game shutout since Jacob Hendren accomplished the same feat in May of 2015. The win improved Wicklund's record to 3-1 with a 2.25 ERA.

**Other Notable Performances:** Brooks Gosswein (BRAD); Zach Heaton (DBU); Shane Gray (UE); Collin Liberatore (INS); Forrest Barnes (MSU); Mason Hlser (SIU)

## NOTEWORTHY

In addition to the league's player and newcomer of the week selections, several conference players had notable performances, and they include:

**Andy Shadid (BRAD)** – Shadid slashed .500/.167/.526 with six extra-base hits and nine RBI's during Bradley's 5-0 week ... Shadid started the week by going 2-for-4 with a double and a home run in Tuesday's 10-0 win against Western Illinois ... He was 1-for-4 with a stolen base in Wednesday's 9-6 win against SIU Edwardsville ... He was 2-for-4 with a walk, home run and three runs scored in Friday's 20-1 win against Eureka ... He was 1-for-3 with a home run and a sacrifice bunt in Saturday's 10-0 win against RMU-Springfield, then finished the week by going 3-for-3 with two doubles and 4 RBI's in Sunday's 14-2 win against the Eagles ... Shadid now shares the team lead with seven doubles and he is second on the team with 22 RBI.

**Craig Shepherd (UE)** – Junior shortstop Craig Shepherd batted .500, while driving in three RBIs and scoring five runs himself. He also posted an impressive .650 on-base percentage.

**John Rave (ILS)** – Illinois State outfielder John Rave helped guide the Redbirds to a 4-1 week. Rave slashed .464/.464/.750 with 21 total bases. Rave finished the week going 13-for-28 at the dish collecting two doubles, two home runs, six RBI, and scoring nine times. Rave set a season and career high in the victory at Iowa on Wednesday collecting five hits on six plate appearances. In the first two games at Valparaiso to open up the conference season, Rave homered in back-to-back games to help ISU win the series.

**Alex Lyon (SIU)** – Alex Lyon went 5-for-12 with five doubles and five RBIs for Southern Illinois last week. He hit in all four games and posted a .417/.563/.667 slash line. In addition, Lyon played shortstop for all four games after having played left field during his entire tenure at SIU and did not commit an error; he even turned four double plays.

**Chase Dawson (VALPO)** – Dawson batted .400 over this weekend's three-game series against Illinois State with two of his four hits going for extra bases. He launched his second home run of the season and drove in three while racking up eight total bases and turning in a team-best .800 slugging percentage to go along with a .417 on-base percentage.

**Brooks Gosswein (BRAD)** – Gosswein made two appearances last week and totaled 8.1 innings of hitless and scoreless work on the mound ... In Wednesday's 9-6 win against SIU Edwardsville, Gosswein came out of the bullpen to retire all four batters he faced, the last two with strikeouts, over the fifth and sixth innings, allowing the Braves to rally from an early 5-0 deficit ... Gosswein made his regular start Saturday against Robert Morris-Springfield and tossed the first 7.0 innings of Bradley's 8-inning no-hitter ... Gosswein's 11 strikeouts against the Eagles equaled the fifth-best single-game total in program history and were the most by a Bradley pitcher since Joe Bircher fanned 12 Missouri State hitters April 6, 2012 ... Gosswein improved to 3-2 on the season and lowered his ERA to 2.45.

**Zach Heaton (DBU)** – DBU redshirt freshman Zach Heaton helped the Patriots snap a three-game skid in the second half of a doubleheader Saturday at Evansville. The righthander from Houston threw a career high 6.0 innings and allowed two runs (one earned) on four hits with no walks and two strikeouts to earn his first career win.

**Shane Gray (UE)** – Freshman RHP Shane Gray made a pair of appearances, one starting, one in relief. Against Dallas Baptist on Saturday, Gray tossed 2.2 shutout innings against the potent Patriot lineup, holding them hitless while picking up his second collegiate victory. For the week, Gray allowed just one run on three hits, while striking out five and holding the opposition to a minuscule .176 batting average.

**Collin Liberatore (INS)** – The Indiana State baseball team evened its weekend series with Michigan State Saturday behind a great pitching performance from junior right-hander Collin Liberatore. Liberatore, a Greensburg, Pennsylvania native went a season-high seven and two-third innings, allowed one run and just three base hits to the Spartans. The 6-foot-4 hurler retired five Spartan hitters on strikeouts and was lights out in the middle innings, retiring 13-straight from the third to the seventh inning of action. After earning the victory, Liberatore moved to 5-0 on the season in eight starts on the mound.

**Forrest Barnes (MSU)** – Forrest Barnes notched his first victory as a Bear with a complete-game, 11-strikeout performance Tuesday in an 8-2 win at SEMO. The Ozark, Mo., product allowed only three hits and one walk, giving up single runs in the first two innings before settling into a groove. Barnes retired 20-straight hitters—the longest such stretch by a Missouri State pitcher in nearly six years. After a leadoff double led to a Redhawks run in the second inning, Barnes would not permit another baserunner until a one-out error in the ninth inning.

**Mason Hiser (SIU)** – Mason Hiser allowed just one earned run in 6.1 innings in SIU's 4-3 win at #29 Arkansas State on Tuesday. Hiser scattered seven hits while striking out four and walking just four in the outing.

## PLAYERS OF THE WEEK

DATE	PLAYER	SCHOOL
F18	John Rave	Illinois State
F25	Andy Shadid	Bradley
M4	Will LaRue	Southern Illinois
M11	Bryce Ball	DBU
M18	Jordan Libman	Illinois State
M25	Clay Dungan	Indiana State
A1	Tanner Craig	Evansville
A8	Joey Polak	Missouri State

## PITCHERS OF THE WEEK

DATE	PLAYER	SCHOOL
F18	Jordan Martinson	DBU
F25	Jordan Martinson	DBU
M4	MD Johnson	DBU
M11	Nathan Croner	Evansville
M18	Adam Lukas	Evansville
M25	Sam Grace	Southern Illinois
A1	Connor Sechler	Missouri State
A8	Brett Wicklund	Illinois State

MVC Players and Pitchers of the Week are selected each week during the baseball season. The players are announced on Monday afternoon and appear in a weekly press release. Nominees are provided by each school's sports information contact and voted on by a panel appointed by the league office.



## Working Overtime

Below is a look at how MVC teams have performed in extra-inning games in 2019:

### Overall

Bradley .....	3-1
DBU .....	1-0
Evansville .....	0-0
Illinois State .....	1-1
Indiana State .....	1-3
Missouri State.....	3-1
Southern Illinois.....	1-1
Valparaiso .....	0-1

### MVC Games

Bradley .....	0-0
DBU .....	0-0
Evansville .....	0-0
Illinois State .....	0-0
Indiana State .....	0-2
Missouri State.....	3-0
Southern Illinois.....	0-1
Valparaiso .....	0-0

## Singles

Below is a look at how MVC teams have performed in one-run games in 2019:

### Overall

Bradley .....	4-3
DBU .....	5-0
Evansville .....	2-4
Illinois State .....	2-2
Indiana State .....	6-5
Missouri State.....	2-2
Southern Illinois.....	7-4
Valparaiso .....	1-3

### MVC Games

Bradley .....	0-1
DBU .....	1-0
Evansville .....	1-1
Illinois State .....	0-0
Indiana State .....	0-2
Missouri State.....	2-0
Southern Illinois.....	0-0
Valparaiso .....	0-0

## Doubles

Below is a look at how MVC teams have performed in two-run games in 2019:

### Overall

Bradley .....	1-4
DBU .....	2-4
Evansville .....	4-2
Illinois State .....	0-3
Indiana State .....	4-0
Missouri State.....	1-3
Southern Illinois.....	3-0
Valparaiso .....	3-2

### MVC Games

Bradley .....	0-2
DBU .....	0-0
Evansville .....	2-0
Illinois State .....	0-1
Indiana State .....	0-0
Missouri State.....	0-1
Southern Illinois.....	1-0
Valparaiso .....	1-0

## Drawing Blanks

Below is a look at how MVC teams have performed in shutout games in 2019:

### Overall

Bradley .....	3-2
DBU .....	3-2
Evansville .....	4-1
Illinois State .....	3-0
Indiana State .....	4-3
Missouri State.....	1-2
Southern Illinois.....	0-1
Valparaiso .....	0-2

### MVC Games

Bradley .....	0-1
DBU .....	1-0
Evansville .....	1-0
Illinois State .....	0-0
Indiana State .....	1-1
Missouri State.....	1-1
Southern Illinois.....	0-0
Valparaiso .....	0-1

## Homers

Below is a look at how MVC teams have performed in home games in 2019:

### Overall

Bradley .....	6-3
DBU .....	15-5
Evansville .....	8-3
Illinois State .....	4-2
Indiana State .....	7-1
Missouri State.....	4-5
Southern Illinois.....	12-4
Valparaiso .....	2-4

### MVC Games

Bradley .....	0-3
DBU .....	3-0
Evansville .....	2-1
Illinois State .....	0-0
Indiana State .....	0-0
Missouri State.....	2-1
Southern Illinois.....	1-2
Valparaiso .....	1-2

## Roadies

Below is a look at how MVC teams have performed in true road games in 2019:

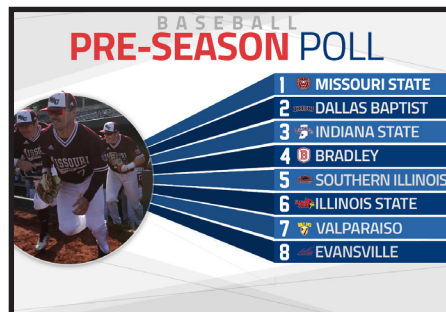
### Overall

Bradley .....	7-6
DBU .....	7-4
Evansville .....	7-7
Illinois State .....	13-12
Indiana State .....	11-5
Missouri State.....	6-12
Southern Illinois.....	4-8
Valparaiso .....	2-16

### MVC Games

Bradley .....	0-0
DBU .....	1-2
Evansville .....	3-0
Illinois State .....	2-1
Indiana State .....	1-2
Missouri State.....	2-1
Southern Illinois.....	0-0
Valparaiso .....	0-3

## PRESEASON COACHES' POLL





# MVC BASEBALL WEEKLY RELEASE NO. 8

APRIL 8, 2019



## Missouri Valley Conference vs. Non-Conference Opponents (111-84, .569)

Overall: 111-84 (.569)

Home: 49-18 • Away: 48-61 • Neut: 14-5 • Top-25: 3-12

<b>American Athletic</b> ..... 2-3 (H: 1-2; A: 1-1)	
Houston	..... 1-2
at DBU	..... L 8-6
at DBU	..... W 2-0
at DBU	..... W 8-4
Memphis	..... 1-1
Southern Illinois	..... L 7-2
at Southern Illinois	..... W 2-1
Wichita State	..... 0-0
Missouri State	..... W 6-9
at Missouri State	..... M7
<b>ACC</b> ..... 2-0 (A: 0-0; N: 2-0)	
Boston College	..... 2-0
vs. Evansville	..... W 4-0
vs. Evansville	..... W 4-3
Notre Dame	..... 0-0
Valparaiso	..... A23
<b>Atlantic Sun</b> ..... 4-1 (A: 4-1)	
Jacksonville	..... 3-0
Indiana State	..... W 7-1
Indiana State	..... W 13-7
Indiana State	..... W 8-3
Lipscomb	..... 1-1
Bradley	..... F23
Valparaiso	..... L 6-9
Valparaiso	..... W 8-6
<b>Atlantic-10</b> ..... 0-0 (H: 0-0)	
Saint Louis	..... 0-0
at Bradley	..... M7
at Southern Illinois	..... W14
<b>Big East</b> ..... 4-9 (H: 3-3; A: 1-6)	
Butler	..... 1-3
Southern Illinois	..... L 5-4
at Valparaiso	..... L 4-4
at Valparaiso	..... W 5-2
at Valparaiso	..... L 9-2
Creighton	..... 2-4
at Evansville	..... W 7-1
at Evansville	..... W 11-0
at Evansville	..... L 10-4
Illinois State	..... L 17-3
Illinois State	..... L 8-7
Illinois State	..... L 7-3
Xavier	..... 1-2
Evansville	..... L 11-8
Evansville	..... L 15-2
Evansville	..... W 10-2
<b>Big Ten</b> ..... 12-13 (H: 5-3; A: 4-10; N: 3-0)	
Illinois	..... 1-6
Bradley	..... A13
at Bradley	..... A23
Illinois State	..... L 14-3
Illinois State	..... L 4-2
Illinois State	..... L 12-1
at Illinois State	..... W 3-1
at Indiana State	..... W 3-1
Indiana State	..... M1
Southern Illinois	..... L 5-4
Southern Illinois	..... L 4-4
Southern Illinois	..... L 14-5
at Southern Illinois	..... A30
Indiana	..... 0-1
at Evansville	..... A12
Evansville	..... A13
Evansville	..... A13
Evansville	..... A14
at Indiana State	..... L 15-14
Iowa	..... 3-2
Bradley	..... L 4-2
at Bradley	..... A10
at Evansville	..... L 18-7
at Evansville	..... W 6-0
at Evansville	..... W 3-1
Illinois State	..... W 11-6
Michigan	..... 4-9
Indiana State	..... A10
Indiana State	..... L 1-0
Indiana State	..... W 2-1
Indiana State	..... L 6-0
Valparaiso	..... M8
Minnesota	..... 2-2
at DBU	..... W 9-0
at DBU	..... L 9-7
at DBU	..... W 7-5
Northernwestern	..... 0-0
Illinois State	..... A30
Purdue	..... 2-3
at Indiana State	..... W 4-3
Indiana State	..... W 4-3
Valparaiso	..... L 5-0
at DBU	..... W 7-5
vs. Indiana State	..... W 3-1
vs. Indiana State	..... W 7-5
vs. Indiana State	..... W 4-3
<b>Big 12</b> ..... 3-7 (H: 2-2; A: 1-5)	
Baylor	..... 0-2
DBU	..... L 10-4
at DBU	..... L 5-1
Kansas	..... 0-1
at Missouri State	..... L 9-5
Missouri State	..... A9
Oklahoma	..... 2-3
at DBU	..... W 4-2
at DBU	..... W 7-2
Missouri State	..... W 11-8
Missouri State	..... L 11-2
Missouri State	..... L 6-1
Oklahoma State	..... 1-1
at DBU	..... W 7-5
DBU	..... A16
Missouri State	..... L 13-2
TCU	..... 0-0
at DBU	..... A9
DBU	..... A23
<b>Big West</b> ..... 0-6 (H: 0-2; A: 0-3; N: 0-1)	
Cal-Irvine	..... 0-2
at Missouri State	..... L 3-2
at Missouri State	..... L 4-1
Cal-Santa Barbara	..... 0-3
Missouri State	..... L 7-3
Missouri State	..... L 5-3
Missouri State	..... L 11-1
Cal State Fullerton	..... 0-1
vs. Missouri State	..... L 7-0
<b>Colonial</b> ..... 2-2 (A: 2-2)	
Charleston	..... 0-0
DBU	..... A12
DBU	..... A13
DBU	..... A14
UNCW	..... 2-2
Indiana State	..... W 1-0
Valparaiso	..... L 10-8
Valparaiso	..... L 4-3
Valparaiso	..... W 10-8
<b>Conference USA</b> ..... 4-2 (A: 3-2; N: 1-0)	
Marshall	..... 1-0
vs. Indiana State	..... W 4-0
Middle Tennessee	..... 1-1
Bradley	..... L 1-0
Bradley	..... W 2-1 (O)
UTSA	..... 2-1
Bradley	..... W 4-3
Bradley	..... W 3-2
Bradley	..... L 7-2
<b>Horizon</b> ..... 1-1 (H: 1-1; A: 0-0)	
UIC	..... 1-0
at Illinois State	..... W 4-0
Illinois State	..... A16
Milwaukee	..... 0-1
at Illinois State	..... L 6-3
Valparaiso	..... A10

<b>Ivy</b> ..... 2-1 (N: 2-1)	
Dartmouth	..... 2-1
vs. Bradley	..... L 6-2
vs. Bradley	..... W 10-2
vs. Bradley	..... W 1-0
<b>Metro Atlantic</b> ..... 1-0 (N: 1-0)	
Iona	..... 1-0
vs. Indiana State	..... W 10-0
<b>Mid-American</b> ..... 9-4 (H: 7-2; A: 0-1; N: 2-1)	
Ball State	..... 0-1
at Indiana State	..... L 14-8
Valparaiso	..... W 7-3
Central Michigan	..... 2-2
at Illinois State	..... W 7-2
at Illinois State	..... W 5-4
at Illinois State	..... L 11-2
Kent State	..... 3-0
at DBU	..... W 8-4
at DBU	..... W 8-1
at DBU	..... L 4-2
Northern Illinois	..... A23
at Illinois State	..... W 3-1
at Southern Illinois	..... L 17-2
at Southern Illinois	..... W 8-6
Valparaiso	..... W 7-6
Valparaiso	..... L 5-2
Valparaiso	..... W 6-0
Western Michigan	..... 0-0
at Valparaiso	..... A16
Valparaiso	..... M1
<b>MEAC</b> ..... 0-1 (A: 0-1)	
North Carolina A&T	..... 0-1
Valparaiso	..... L 11-4
<b>Mountain West</b> ..... 4-4 (A: 4-2; N: 0-2)	
Air Force	..... 3-0
DBU	..... W 4-3
DBU	..... W 6-5
DBU	..... W 9-1
Fresno State	..... 0-1
vs. Missouri State	..... L 3-2
vs. Missouri State	..... L 16-4
Nevada	..... 1-2
UNLV	..... 2-2
Bradley	..... L 8-5
Bradley	..... W 8-5
Bradley	..... L 4-2
<b>Ohio Valley</b> ..... 23-5 (H: 12-1; A: 11-4)	
Austin Peay	..... W 5-3 (10)
Bradley	..... W 3-1
Evansville	..... A9
at Indiana State	..... W 8-3
at Indiana State	..... W 3-2
at Southern Illinois	..... W 3-2
Southern Illinois	..... M5
Southern Illinois	..... M1
at Illinois State	..... W 27-11 (11)
Illinois State	..... W 14-3
Illinois State	..... W 10-6
Southern Illinois	..... W 13-9
at Southern Illinois	..... W 10-4
Eastern Illinois	..... 1-0
at Evansville	..... M5
at Illinois State	..... W 3-0
Southern Illinois	..... A9
Eastern Kentucky	..... 0-1
Evansville	..... 2-1
Morehead State	..... L 15-14
at Southern Illinois	..... W 9-8
at Southern Illinois	..... L 7-0
at Southern Illinois	..... W 5-4
Murray State	..... A16
Evansville	..... 3-2
at Evansville	..... M7
Illinois State	..... W 4-3
Illinois State	..... L 5-4
Illinois State	..... W 9-5
Missouri State	..... W 15-10
Southern Illinois	..... M5
at Southern Illinois	..... M1
SEMO	..... 3-1
Illinois State	..... W 18-6
Missouri State	..... W 8-2
Southern Illinois	..... L 1-0
at Southern Illinois	..... W 4-1
SIUE	..... 4-0
at Bradley	..... W 9-6
at Evansville	..... W 9-5
Illinois State	..... W 16-9
Illinois State	..... A14
at Southern Illinois	..... W 7-6
Valparaiso	..... A19
Valparaiso	..... A20
Valparaiso	..... A20
Tennessee-Martin	..... L 1-0
at Evansville	..... W 6-3
Evansville	..... A24
Tennessee Tech	..... 0-1
Valparaiso	..... L 12-8
<b>Pac-12</b> ..... 1-0 (N: 1-0)	
Utah	..... 1-0
vs. Missouri State	..... W 6-2
<b>SEC</b> ..... 2-7 (H: 1-1; A: 1-6)	
Arkansas	..... 2-7
at Missouri State	..... L 8-2
Missouri	..... 0-0
at Missouri State	..... A16
Missouri State	..... M7
South Carolina	..... 0-3
Valparaiso	..... L 3-2
Valparaiso	..... L 12-6
Texas A&M	..... 0-1
at DBU	..... W 5-4
Vanderbilt	..... L 1-3
Evansville	..... L 5-4
Illinois State	..... L 10-4
Illinois State	..... L 9-1
Illinois State	..... W 7-3
Indiana State	..... A16
<b>Southern</b> ..... 8-3 (H: 3-0; A: 5-3)	
The Citadel	..... 3-0
at Indiana State	..... W 5-1
at Indiana State	..... W 4-1
at Indiana State	..... W 8-0
Evansville	..... L 4-2
Evansville	..... L 7-6
Evansville	..... W 7-2
Indiana State	..... W 12-7
Indiana State	..... W 7-3
Indiana State	..... W 9-4
Western Carolina	..... 1-1
Indiana State	..... W 8-4
Indiana State	..... L 10-9
<b>Southeast</b> ..... 10-5 (H: 5-0; A: 5-5)	
Central Arkansas	..... 6-3
Bradley	..... W 5-2
Bradley	..... W 3-0
Bradley	..... L 13-9
Illinois State	..... L 6-4
Illinois State	..... L 6-4
Illinois State	..... L 4-1
Illinois State	..... L 4-1
Illinois State	..... W 6-3
at Missouri State	..... W 9-7
at Missouri State	..... W 15-3
Houston Baptist	..... 3-0
at DBU	..... W 7-1
at DBU	..... W 2-1
at DBU	..... W 12-0
New Orleans	..... 0-0
at Missouri State	..... A18
at Missouri State	..... A19
at Missouri State	..... A20
Nicholls	..... 1-2
Southern Illinois	..... W 6-5
Southern Illinois	..... L 3-2
Southern Illinois	..... L 7-3

Stephen F. Austin	..... 0-0
at DBU	..... M7
<b>Summit</b> ..... 8-0 (H: 4-0; A: 4-0)	
Oral Roberts	..... 8-0
DBU	..... W 13-8
DBU	..... W 13-6
DBU	..... W 11-2
Missouri State	..... W 11-2
at Missouri State	..... A95
Western Illinois	..... 4-0
at Bradley	..... W 10-0
Bradley	..... A9
at Southern Illinois	..... W 8-1
at Southern Illinois	..... W 6-1
at Southern Illinois	..... W 16-1
<b>Sun Belt</b> ..... 3-9 (H: 0-1; A: 3-8)	
Arkansas State	..... 1-6
Missouri State	..... L 14-2
Missouri State	..... L 16-4
Missouri State	..... L 6-4
Southern Illinois	..... W 4-3
at Southern Illinois	..... L 7-6 (11)
Valparaiso	..... L 7-1
Valparaiso	..... L 4-1
Little Rock	..... 2-1
Evansville	..... L 7-5
Evansville	..... W 3-1
Evansville	..... W 10-5
Texas-Arlington	..... 0-1
at DBU	..... L 9-0
DBU	..... A30
DBU	..... M1
Texas State	..... 0-1
Missouri State	..... L 10-0
<b>WAC</b> ..... 0-0 (H: 0-0; A: 0-0)	
Chicago State	..... 0-0
Bradley	..... M1
at Valparaiso	..... A9
Valparaiso	..... A30
Sacramento State	..... 0-0
at Illinois State	..... A17
<b>West Coast</b> ..... 0-1 (A: 0-1)	
San Diego	..... 0-1
Missouri State	..... L 14-4
<b>Non-Division I</b> ..... 6-0 (H: 4-0; N: 2-0)	
Eureka	..... 1-0
at Bradley	..... W 20-1
Keystone	..... 1-0
vs. Bradley	..... W 18-1
MacMurray	..... 0-0
at Bradley	..... W 7-1
Robert Morris (Springfield)	..... W 10-0
at Bradley	..... W 14-2
Rowan	..... 3-0
vs. Bradley	..... W 3-0
<b>2018 NCAA Teams</b> ..... 23-24 (H: 12-7; A: 11-16; N: 0-1)	
Arkansas	..... 0-1
at Missouri State	..... L 8-2
Baylor	..... 1-0
DBU	..... L 10-4
at DBU	..... L 5-1
Cal State Fullerton	..... 0-1
vs. Missouri State	..... L 7-0
Houston	..... 1-0
at DBU	..... L 6-6
at DBU	..... L 2-0
at DBU	..... W 8-0
Indiana	..... 0-1
at Evansville	..... A12
Evansville	..... A13
Evansville	..... A13
Evansville	..... A14
Evansville	..... L 15-14
at Indiana State	..... L 15-14
Jacksonville	..... 3-0
Indiana State	..... W 7-1
Indiana State	..... W 13-7
Indiana State	..... W 8-3
Indiana State	..... W 8-0
Kent State	..... 3-0
at DBU	..... W 3-0
at DBU	..... W 8-4
at DBU	..... W 8-1
Minnesota	..... 2-1
at DBU	..... W 9-0
at DBU	..... W 9-7
at DBU	..... W 7-5
Morehead State	..... 2-1
at Southern Illinois	..... W 9-8
at Southern Illinois	..... L 7-0
at Southern Illinois	..... W 5-4
North Carolina A&T	..... L 11-4
Valparaiso	..... L 11-4
Oklahoma	..... 2-3
DBU	..... A 2-3
at DBU	..... W 7-2
Missouri State	..... W 11-2
Missouri State	..... W 11-2
Missouri State	..... L 6-1
Oklahoma State	..... 1-1
at DBU	..... W 7-5
DBU	..... A16
Missouri State	..... L 12-2
Oral Roberts	..... 3-0
DBU	..... W 13-8
DBU	..... W 13-6
DBU	..... W 6-2
at Missouri State	..... M5
Purdue	..... 2-1
at Indiana State	..... W 4-3
Indiana State	..... W 4-3
Valparaiso	..... L 5-1
Saint Louis	..... 0-0
at Bradley	..... M7
at Southern Illinois	..... M14
South Carolina	..... 0-3
Valparaiso	..... L 9-2
Valparaiso	..... L 3-2
Valparaiso	..... L 12-6
Tennessee Tech	..... 0-1
Valparaiso	..... L 12-8
Texas A&M	..... 1-0
at DBU	..... W 5-4
Vanderbilt	..... 1-3
Evansville	..... L 5-4
Illinois State	..... L 9-1
Illinois State	..... W 7-3
Illinois State	..... W 7-3
Indiana State	..... A16
UNCW	..... 2-2
Indiana State	..... W 1-0
Valparaiso	..... L 10-8
Valparaiso	..... L 4-3
Valparaiso	..... W 10-8
<b>Top 25 Teams</b> ..... 3-12 (H: 2-4; A: 1-7; N: 0-1)	
#1 Vanderbilt	..... 1-0
Evansville	..... L 5-4
Illinois State	..... L 10-4
Illinois State	..... L 9-1
Illinois State	..... W 7-3
Illinois State	..... A16
#8 Arkansas	..... 0-2
at Missouri State	..... L 8-2
#15 Baylor	..... 0-1
DBU	..... L 10-4
#20 Texas A&M	..... 1-0
at DBU	..... W 5-4
Carolina	..... L 3-3
#24 South Carolina	..... 1-2
Valparaiso	..... L 9-2
Valparaiso	..... L 3-2
Valparaiso	..... L 12-6
#25 Cal State Fullerton	..... 0-1
vs. Missouri State	..... L 7-0
#25 UC-Irvine	..... 0-2
at Missouri State	..... L 3-2
at Missouri State	..... L 4-1
#25 Illinois	..... L 10-0
at Indiana State	..... W 3-1
#25 Baylor	..... 0-1
at DBU	..... L 5-1

## Five in RPI's Top-100

Five league teams continue to rank in the top-100 of the RPI, led by Evansville (No. 33), Indiana State (No. 46), DBU (No. 49), Illinois State (No. 53) and Missouri State (No. 81).

Another two teams, Southern Illinois (No. 137) and Bradley (No. 149), also rank in the RPI's top-150.

## Valley RPI Ranks No. 8

According to the latest RPI update from WarrenNolan.com (April 8), the Missouri Valley Conference ranks No. 8 amongst 31 leagues, moving down one position from last week. Four of the Power-Five conferences (SEC, Pac-12, Big 12, ACC) hold four of the top five positions, while the American sits fifth, the West Coast sixth and the Big Ten seventh.

## Wins Over Power Five

Entering this week's action, the MVC has earned 20 wins over members of Power Five conferences. The Valley sits 1-0 vs. the Pac-12, 2-0 vs. the ACC, 12-13 vs. the Big Ten, 3-7 vs. the Big 12 and 2-7 vs. the SEC.

Five of the eight MVC teams have earned wins against the Power Five. Indiana State leads the league with seven Power Five wins, including a 7-3 mark vs. the Big Ten. DBU has five Power Five wins, while Evansville has four. Missouri State and Illinois State each have a pair.

This week's schedule features 10 games against Power Five teams as Indiana State plays two at Michigan, Evansville faces Indiana four times, Illinois State hosts Illinois, Missouri State travels to Kansas, DBU hosts TCU and Bradley hosts Iowa.

## High Percentage

Indiana State enters the week with the ninth-best winning percentage in the nation (.793). The Sycamores' 23-6 mark is the best start in program history.

## Top 25 Wins

The Valley has earned three Top 25 wins this season. Indiana State claimed the league's third win over a Top 25 team, beating #25 Illinois 3-1 on March 26. DBU beat No. 20 Texas A&M on March 12 and Illinois State claimed a win over #1 Vanderbilt on March 10.

## Against the Field

The MVC holds a winning record against 11 leagues in non-conference play (ACC, Atlantic Sun, Conference USA, Ivy, Metro Atlantic, Mid-American, Ohio Valley, Pac-12, Southern, Southland and Summit), and at least a .500 record against another three leagues (Colonial, Horizon and Mountain West).

## Streak Ender

Evansville saw its eight-game win streak come to a close in the second game of Saturday's doubleheader with DBU. The Aces' 8-game streak was the third longest active streak in the nation.

## Strong Arms

Bradley currently boasts the nation's best team ERA at 2.21. Bradley starters have not allowed more than two earned runs in any of the last 11 games since Cole Cook surrendered a season-high three earned runs March 21 versus Dartmouth. Indiana State's staff is also enjoying a great season, sitting fifth nationally in team ERA (2.75).

### NCAA Leaders (Team ERA)

1. Bradley	2.21
2. UCLA	2.55
3. Oregon State	2.64
4. Fordham	2.66
5. Indiana State	2.75

Only once in MVC history has a team posted a team ERA below 2.50. The 1957 Bradley staff finished the season with an ERA of 0.94.

### TEAM ERA (TOP 5 IN MVC HISTORY)

0.94 Bradley, 1957
2.53 Wichita State, 1982
2.57 Missouri State, 2012
2.58 Indiana State, 1977
2.67 Bradley, 1965

## National Players of the Week

Bradley's Brooks Gosswein and Andy Shadid and Missouri State's Joey Polak earned a spot on this week's Collegiate Baseball's National Players of the Week list.

## Tough Schedule

Missouri State has played one of the strongest schedules nationally entering the conference season. The Bears strength of schedule is ranked fifth nationally with 12 games against Quadrant 1 opponents. MSU's strength of schedule ranks behind USC, Vanderbilt, UCLA and LSU.

## MLB Opening Day Rosters

There are 10 former Valley players opening the 2019 MLB season on a 40-man roster. Below are the 10 alums:

School	Player	MLB Team
Bradley	Mike Tauchman	Yankees
DBU	Ben Zobrist	Cubs
Evansville	Kyle Freeland	Rockies
	Eric Stamets	Indians
Illinois State	Paul DeJong	Cardinals
	Brock Stewart	Dodgers
Indiana St.	Sean Manaea	A's
Missouri St.	Luke Voit	Yankees
	Matt Hall	Tigers
S. Illinois	Sam Coonrod	Giants

## Quick Starts Crucial

If your team has plans on sitting atop the MVC standings heading into the league's postseason tournament, you might want to get off to a good start as all but one team that has won the MVC regular season has won at least 15 games since 2010, the first year of a 21-game conference schedule.

In the last nine seasons, Indiana State is the only league team to win the MVC regular season title with fewer than 15 league victories, as the Sycamores won the Valley with a 14-7 record in 2012.

## Close Calls

The MVC has a 25-19 non-conference record in one run contests this season, including a 7-5 mark in extra inning contests. The MVC sits .500 in two run games, boasting a 14-14 record. The conference sits 39-33 in games decided by two runs or fewer.

## Preseason All-Americans

Two Missouri Valley Conference baseball players were named to the Collegiate Baseball Newspaper All-American team, as announced by the organization. Missouri State catcher Drew Millas was a second-team selection, while MSU pitcher Connor Sechler was also a second-team choice.

## Award Nominees

The award watch lists have MVC student-athletes as nominees for national awards.

Bradley's Brian Schrimmer, Indiana State's Tyler Grauer and Missouri State's Connor Sechler are listed among 75 student-athletes on the preseason NCBWA Stopper of the Year Award watch list, given to the top relief pitcher.

## MVC Finds Success in MLB Draft

A total of 17 MVC student-athletes had their names called during the 2018 Major League Baseball Player Draft. DBU's Jameson Hannah was the top pick for the league with the 50th overall pick by the Oakland Athletics.

DBU had seven players drafted while Missouri State had three players selected. Bradley and Southern Illinois each had two players chosen, while Illinois State, Indiana State and Valparaiso each had one draftee.

Year	MVC Players Drafted
2018	17
2017	24
2016	17
2015	22
2014	22
2013	15
2012	15
2011	16
2010	16
2009	16
2008	23
2007	27
2006	17

## BRADLEY (17-10, 0-3 MVC)

### Brothers Lead the Way

Brothers Luke and Andy Shadid pulled off a Bradley Baseball first Saturday when both homered in the 10-0 win against Robert Morris-Springfield, the first time a pair of brothers both homered in the same game in program history ... The Shadid brothers followed up Saturday's historic achievement by both driving in runs in the first inning of Sunday's 14-2 win against the Eagles ... They each added 2-run doubles in the third inning ... A junior SS, Luke Shadid now leads the Braves in batting (.388), home runs (5), RBI's (26) and slugging percentage (.595) ... A senior OF, Andy Shadid shares the team lead with seven doubles and is second with 22 RBI's ... Andy Shadid also is Bradley's all-time leader with 31 career sacrifice bunts and is the program's active leader in most offensive categories.



### National ERA Leader

Bradley's pitching staff allowed a total of two earned runs in the five wins last week, lowering its season ERA to a nation's best 2.21 ... Bradley's five starting pitchers last week did not allow a single earned run and the Bradley starters have not allowed more than two earned runs in any of the last 11 games since Cole Cook surrendered a season-high three earned runs in 5.2 IP March 21 versus Dartmouth ... Of the 15 Bradley pitchers to toe the rubber this season, six have ERA's below 1.50, 10 have ERA's below 3.00 and all 15 now are below last season's 4.88 staff ERA.

Date	Opponent	Location	TV	Time
Feb. 15	at Central Arkansas	W, 5-2 (Cook, 1-0)		1-0
Feb. 16	at Central Arkansas	W, 4-3 (Moscot, 1-0)		2-0
Feb. 17	at Central Arkansas	L, 13-9 (Lund, 0-1)		2-1
Feb. 21	at Austin Peay	W, 5-3 (10) (Cook, 2-0)		3-1
Feb. 24	at Middle Tennessee	L, 1-0 (Gosswein, 0-1)		3-2
	at Middle Tennessee	W, 2-1 (Beer, 1-0)		4-2
March 1	at UTSA	W, 4-3 (11) (Beer, 2-0)		5-2
March 2	at UTSA	W, 3-2 (Gosswein, 1-1)		6-2
March 3	at UTSA	L, 7-2 (Lund, 0-2)		6-3
March 8	at UNLV	L, 3-2 (Richey, 0-1)		6-4
March 9	at UNLV	W, 8-5 (Gosswein, 2-1)		7-4
March 10	at UNLV	L, 4-2 (Lund, 0-3)		7-5
March 17	Keystone	W, 18-1 (Janssen, 1-0)		8-5
March 18	Dartmouth	L, 6-2 (Moscot, 1-1)		8-6
March 20	Dartmouth	W, 10-2 (Denlinger, 1-0)		9-6
March 22	Dartmouth	W, 6-3 (Moscot, 2-1)		10-6
March 23	Rowan	W, 3-0 (Schrimmer, 1-0)		11-6
March 26	at Iowa	L, 4-2 (Denlinger (1-1))		11-7
March 27	MacMurray	W, 7-1 (Lund, 1-3)		12-7
March 29	*Evansville	L, 1-0 (Janssen, 1-1)		12-8, 0-1
March 30	*Evansville	L, 4-2 (Gosswein, 2-2)		12-9, 0-2
March 31	*Evansville	L, 6-4 (Beer, 2-1)		12-10, 0-3
April 2	Western Illinois	W, 10-0 (Cook, 3-0)		13-10
April 3	SIUE	W, 9-6 (Schrimmer, 2-0)		14-10
April 5	Eureka	W, 20-1 (Janssen, 2-1)		15-10
April 6	Robert Morris (IL)	W, 10-0 (Gosswein, 3-2)		16-10
April 7	Robert Morris (IL)	W, 14-2 (Lund, 2-3)		17-10
April 9	at Western Illinois	Macomb, IL		4 PM
April 10	Iowa	Peoria, IL	ESPN+	6 PM
April 12	*Southern Illinois	Peoria, IL	ESPN+	6 PM
April 13	*Southern Illinois	Peoria, IL	ESPN+	2 PM
April 14	*Southern Illinois	Peoria, IL	ESPN+	1 PM
April 16	at Illinois	Champaign, IL		6 PM
April 19	*at DBU	Dallas, TX		3 PM
April 20	*at DBU	Dallas, TX		2 PM
	*at DBU	Dallas, TX		6:30 PM
April 23	Illinois	Peoria, IL		6 PM
April 26	*at Missouri State	Springfield, MO	ESPN+	2 PM
April 27	*at Missouri State	Springfield, MO		12 PM
April 28	*at Missouri State	Springfield, MO	ESPN+	11 AM
May 1	at Chicago State	Chicago, IL		3 PM
May 3	*Valparaiso	Peoria, IL	ESPN+	12 PM
May 4	*Valparaiso	Peoria, IL	ESPN+	12 PM
May 5	*Valparaiso	Peoria, IL	ESPN+	12 PM
May 7	Saint Louis	Peoria, IL	ESPN+	6 PM
May 10	*Illinois State	Peoria, IL	ESPN+	6 PM
May 11	*Illinois State	Peoria, IL	ESPN+	6 PM
May 12	*Illinois State	Peoria, IL	ESPN+	1 PM
May 16	*at Indiana State	Terre Haute, IN	ESPN+	5:30 PM
May 17	*at Indiana State	Terre Haute, IN	ESPN+	5:30 PM
May 18	*at Indiana State	Terre Haute, IN	ESPN+	1 PM

#### MVC Tournament

Normal, IL The Valley on ESPN

\*MVC Games; Times are CST (unless noted) and subject to change

## DBU (22-9, 4-2 MVC)

### Jones Extends Streak

Blayne Jones extended his hitting streak to 18 games Saturday and tied a career high with his third home run of the season in the first game of the doubleheader.



### Strong Senior Arms

Senior starting pitchers MD Johnson and Jordan Martinson are making their way up the DBU career leaderboards. Through seven weekend series, Johnson is tied for first place in DBU's Division I era with 49 starts, second in wins (23), third in strikeouts (224), and fourth in innings pitched (248.2). Martinson is fourth in starts (44), fourth in strikeouts (218), fifth in wins (18), and sixth in innings pitched (233.1).

### 4-Game Skid Avoided

With a win in Saturday's second game, the Patriots avoided their first four-game losing streak since 2017.

Date	Opponent	Location	TV	Time
Feb. 15	Kent State	W, 3-0 (Martinson, 1-0)		1-0
Feb. 16	Kent State	W, 8-4 (Townes, 1-0)		2-0
Feb. 17	Kent State	W, 8-1 (Johnson, 1-0)		3-0
Feb. 19	at Oklahoma	L, 4-2 (Townes, 1-1)		3-1
Feb. 22	Minnesota	W, 9-0 (Martinson, 2-0)		4-1
Feb. 23	Minnesota	L, 9-7 (Eldred, 0-1)		4-2
Feb. 24	Minnesota	W, 7-5 (Johnson, 2-0)		5-2
Feb. 26	at #15 Baylor	L, 10-4 (Kechely, 0-1)		5-3
March 1	Houston Baptist	W, 7-1 (Martinson, 3-0)		6-3
	Houston Baptist	W, 2-1 (Bayless, 1-0)		7-3
March 2	Houston Baptist	W, 12-2 (Johnson, 3-0)		8-3
March 5	Oklahoma	W, 7-2 (Carraway, 1-0)		9-3
March 8	at Oral Roberts	W, 13-8 (Martinson, 4-0)		10-3
March 9	at Oral Roberts	W, 13-6 (Carraway, 2-0)		11-3
March 10	at Oral Roberts	W, 6-2 (Bayless, 2-0)		12-3
March 12	#20 Texas A&M	W, 5-4 (Hines, 1-0)		13-3
March 15	Houston	L, 8-6 (Hines, 1-1)		13-4
March 16	Houston	L, 2-0 (Johnson, 3-1)		13-5
March 17	Houston	W, 8-4 (Bayless, 3-0)		14-5
March 19	Oklahoma State	W, 7-5 (Carraway, 3-0)		15-5
March 22	at Air Force	W, 4-3 (Hines, 2-1)		16-5
March 23	at Air Force	W, 6-5 (Bayless, 4-0)		17-5
March 24	at Air Force	W, 30-7 (Fouse, 1-0)		18-5
March 26	UT Arlington	L, 9-0 (Kechely, 0-2)		18-6
March 29	Valparaiso*	W, 10-5 (Martinson, 5-0)		19-6, 1-0
March 30	Valparaiso*	W, 8-0 (Johnson, 4-1)		20-6, 2-0
March 31	Valparaiso*	W, 6-1 (Fouse, 2-0)		21-6, 3-0
April 2	Baylor	L, 5-1 (Kechely, 0-3)		21-7
April 5	at Evansville*	L, 8-3 (Carraway, 3-1)		21-8, 3-1
April 6	at Evansville*	L, 11-5 (Bayless, 4-1)		21-9, 3-2
	at Evansville*	W, 4-3 (Heaton, 1-0)		22-9, 4-2
April 9	#19 TCU	Dallas, TX		6:30 PM
April 12	at College of Charleston	Charleston, SC		5 PM
April 13	at College of Charleston	Charleston, SC		1 PM
April 14	at College of Charleston	Charleston, SC		1 PM
April 16	at Oklahoma State	Stillwater, OK		6 PM
April 19	Bradley*	Dallas, TX		4 PM
April 20	Bradley*	Dallas, TX		2 PM
April 20	Bradley*	Dallas, TX		6:30 PM
April 23	at TCU	Fort Worth, TX		6:30 PM
April 26	Illinois State*	Dallas, TX		6:30 PM
April 27	Illinois State*	Dallas, TX		2 PM
April 28	Illinois State*	Dallas, TX		1 PM
April 30	at UT-Arlington	Arlington, TX		6:30 PM
May 2	at Missouri State*	Springfield, MO	ESPNU	6 PM
May 3	at Missouri State*	Springfield, MO	ESPN+	6:30 PM
May 4	at Missouri State*	Springfield, MO	ESPN+	2 PM
May 7	Stephen F. Austin	Dallas, TX		6:30 PM
May 10	Indiana State*	Dallas, TX		6:30 PM
May 11	Indiana State*	Dallas, TX	ESPNU	8:30 PM
May 12	Indiana State*	Dallas, TX		2 PM
May 16	at Southern Illinois*	Carbondale, IL	ESPN+	6:30 PM
May 17	at Southern Illinois*	Carbondale, IL	ESPN+	6:30 PM
May 18	at Southern Illinois*	Carbondale, IL	ESPN+	2 PM
M21-25		MVC Tournament		
		Normal, IL		The Valley on ESPN

\*MVC Games; Times are CST (unless noted) and subject to change

## EVANSVILLE (17-10, 5-1 MVC)

### Troyer Keeps Pace

Senior third baseman Sam Troyer continued his torrid pace at the plate, knocking in 4 RBI, while scoring five runs himself.

### Reeder Leading Way

Evansville's leading hitter, senior outfielder Nate Reeder, drove in five RBIs.

### Foreshadowing?

Evansville's series victory over DBU was their first series win over the Patriots since the 2014 season when they took two of three in Dallas. The Aces eventually took home the regular season conference crown that year with a 15-6 league record, holding off DBU and Indiana State by a single game in the standings.



Date	Opponent	Location	TV	Time
Feb. 15	at Mercer	L, 5-4 (Lukas, 0-1)		0-1
Feb. 16	at Mercer	L, 7-6 (Croner, 0-1)		0-2
Feb. 17	at Mercer	W, 7-2 (Weigand, 1-0)		1-2
Feb. 20	at #1 Vanderbilt	L, 5-4 (Ellis, 0-1)		1-3
Feb. 24	at Little Rock	L, 7-5 (Weigand, 1-1)		1-4
	at Little Rock	W, 3-1 (Croner, 1-1)		2-4
Feb. 25	at Little Rock	W, 10-5 (Hayden, 1-0)		3-4
Mar. 1	vs. Boston College	W, 4-0 (Lukas, 1-1)		4-4
Mar. 2	at Eastern Kentucky	L, 2-0 (Hayden, 1-1)		4-5
	vs. Boston College	W, 4-3 (Croner, 2-1)		5-5
Mar. 9	vs. Iowa	L, 18-7 (Lukas, 1-2)		5-6
Mar. 10	vs. Iowa	W, 6-0 (Croner, 3-1)		6-6
	vs. Iowa	W, 3-1 (Gray, 1-0)		7-6
Mar. 15	Creighton	W, 7-1 (Lukas, 2-2)		8-6
Mar. 16	Creighton	W, 11-0 (Croner, 4-1)		9-6
Mar. 17	Creighton	L, 10-4 (Weigand, 1-2)		9-7
Mar. 22	at Xavier	L, 11-8 (Parks, 0-1)		9-8
Mar. 23	at Xavier	L, 5-2 (Croner, 4-2)		9-9
Mar. 24	at Xavier	W, 10-2 (Weigand, 2-2)		10-9
Mar. 27	SIUE	W, 9-5 (Ellis, 1-1)		11-9
Mar. 29	at Bradley*	W, 1-0 (Lukas, 3-2)		12-9, 1-0
Mar. 30	at Bradley*	W, 4-2 (Croner, 5-2)		13-9, 2-0
Mar. 31	at Bradley*	W, 6-4 (Parks, 1-1)		14-9, 3-0
April 3	UT-Martin	W, 6-3 (Steimel, 1-0)		15-9
April 5	DBU*	W, 8-3 (Lukas, 4-2)		16-9, 4-0
April 6	DBU*	W, 11-5 (Gray, 2-0)		17-9, 5-0
	DBU*	L, 4-3 (Weigand, 2-3)		17-10, 5-1

April 9	at Austin Peay	Clarksville, TN		6 pm
April 12	Indiana	Evansville, IN	ESPN+	6 pm
April 13	at Indiana	Bloomington, IN		12 pm
	at Indiana	Bloomington, IN		3 pm
April 14	at Indiana	Bloomington, IN		11 am

April 16	at Murray State	Murray, KY		5 pm
April 19	Indiana State*	Evansville, IN	ESPN+	6 pm
April 20	Indiana State*	Evansville, IN	ESPN+	2 pm
April 21	Indiana State*	Evansville, IN	ESPN+	1 pm
April 24	Tennessee-Martin	Evansville, IN		6 pm
April 26	at Valparaiso*	Valparaiso, IN		3 pm
April 27	at Valparaiso*	Valparaiso, IN		1 pm
April 28	at Valparaiso*	Valparaiso, IN		1 pm
May 1	Belmont	Evansville, IN	ESPN+	6 pm
May 3	at Southern Illinois*	Carbondale, IL	ESPN+	6:30 pm
May 4	at Southern Illinois*	Carbondale, IL		4 pm
May 5	at Southern Illinois*	Carbondale, IL		1 pm
May 7	Murray State	Evansville, IN		6 pm
May 10	Missouri State*	Evansville, IN	ESPN+	6 pm
May 11	Missouri State*	Evansville, IN	ESPN+	2 pm
May 12	Missouri State*	Evansville, IN	ESPN+	1 pm
May 14	at Belmont	Nashville, TN		5 pm
May 16	at Illinois State*	Normal, IL	ESPN+	5 pm
May 17	at Illinois State*	Normal, IL	ESPN+	2 pm
May 18	at Illinois State*	Normal, IL	ESPN+	1 pm

#### MVC Tournament

M21-25 Normal, Ill. The Valley on ESPN

\*MVC Games; Times are CST (unless noted) and subject to change

## ILLINOIS STATE (17-14, 2-1 MVC)

### Opening Series Win

Illinois State picked up a series win over Valparaiso to open up conference play. It's the first time since 2014 that the Redbirds have opened the conference season with a series win.

### Leading the Valley

Illinois State is leading the Missouri Valley Conference in batting average, on base percentage, runs scored, hits, and RBI. The Redbirds are batting .295 as a team which ranks 34th nationally. The 330 hits on the year ranks 26th nationally.

### Dealing On the Mound

Brett Wicklund has been outstanding for Illinois State in his mid-week starter role. In 32.0 innings this season, Wicklund ranks fourth nationally in walks allowed per nine innings (0.56). His strikeout-to-walk ratio is 18th in the country at 8.0, and he has WHIP of just under one.



Date	Opponent	Location	TV	Time
Feb. 15	at Belmont	W, 27-11 (11) (Gilmore, 1-0)		1-0
Feb. 16	at Belmont	W, 14-3 (Bronke, 1-0)		2-0
Feb. 17	at Belmont	W, 10-6 (Walker, 1-0)		3-0
Feb. 23	at Central Arkansas	L, 6-4 (Bronke, 0-1)		3-1
Feb. 24	at Central Arkansas	W, 8-0 (Lindgren, 2-0)		4-1
	at Central Arkansas	L, 4-1 (Walker, 1-1)		4-2
Feb. 25	at Central Arkansas	W, 6-3 (Gilmore, 2-0)		5-2
Mar. 1	at Murray State	W, 4-3 (Headrick, 1-0)		6-2
	at Murray State	L, 5-4 (Bronke, 0-2)		6-3
Mar. 2	at Murray State	W, 9-5 (Johnson, 1-0)		7-3
Mar. 8	at #1 Vanderbilt	L, 10-4 (Headrick, 1-1)		7-4
Mar. 10	at #1 Vanderbilt	L, 9-1 (Lindgren, 2-1)		7-5
	at #1 Vanderbilt	W, 7-3 (Johnson, 2-0)		8-5
Mar. 12	at SEMO	W, 18-6 (Wicklund, 1-0)		9-5
Mar. 13	at SIUE	W, 16-9 (Peplow, 1-0)		10-5
Mar. 15	Central Michigan	W, 7-2 (Johnson, 3-0)		11-5
Mar. 16	Central Michigan	W, 5-4 (Anderson, 1-0)		12-5
Mar. 17	Central Michigan	L, 11-2 (Walker, 1-2)		12-6
Mar. 19	UIC	W, 4-0 (Wicklund, 2-0)		13-6
Mar. 22	at Illinois	L, 14-3 (Headrick, 1-2)		13-7
Mar. 23	at Illinois	L, 4-2 (Lindgren, 2-2)		13-8
Mar. 24	at Illinois	L, 12-1 (Walker, 1-3)		13-9
Mar. 26	Milwaukee	L, 6-3 (Wicklund, 2-1)		13-10
Mar. 29	at Creighton	L, 17-3 (Headrick, 1-3)		13-11
Mar. 30	at Creighton	L, 8-7 (11) (Gilmore, 2-1)		13-12
Mar. 31	at Creighton	L, 7-3 (Walker, 1-4)		13-13

Apr. 2	Eastern Illinois	W, 3-0 (Wicklund, 3-1)		14-13
Apr. 3	at Iowa	W, 11-6 (Wogrin, 1-0)		15-13
Apr. 5	at Valparaiso *	W, 13-1 (Headrick, 2-3)		16-13, 1-0
Apr. 6	at Valparaiso *	W, 12-6 (Lindgren, 3-2)		17-13, 2-0
	at Valparaiso *	L, 4-2 (Walker, 1-5)		17-14, 2-1

Apr. 9	Illinois	Normal, Ill.	ESPN+	5 P.M.
Apr. 12	Missouri State *	Normal, Ill.	ESPN+	5 P.M.
Apr. 13	Missouri State *	Normal, Ill.		2 P.M.
Apr. 14	Missouri State *	Normal, Ill.		1 P.M.

Apr. 16	at UIC	Chicago, Ill.		TBA
Apr. 17	Sacramento State	Normal, Ill.	ESPN+	5 P.M.
Apr. 19	at Southern Illinois *	Carbondale, Ill.	ESPN3	6:30 P.M.
Apr. 20	at Southern Illinois *	Carbondale, Ill.	ESPN3	2 P.M.
Apr. 21	at Southern Illinois *	Carbondale, Ill.	ESPN3	1 P.M.
Apr. 23	Northern Illinois	Normal, Ill.	ESPN+	5 P.M.
Apr. 26	at Dallas Baptist *	Dallas, Tx.		6:30 P.M.
Apr. 27	at Dallas Baptist *	Dallas, Tx.		2 P.M.
Apr. 28	at Dallas Baptist *	Dallas, Tx.		1 P.M.
Apr. 30	at Northwestern	Evanston, Ill.		3:30 P.M.
May 3	Indiana State *	Normal, Ill.	ESPN+	5 P.M.
May 4	Indiana State *	Normal, Ill.	ESPN+	2 P.M.
May 5	Indiana State *	Normal, Ill.	ESPN+	1 P.M.
May 10	at Bradley *	Peoria, Ill.	ESPN+	6 P.M.
May 11	at Bradley *	Peoria, Ill.	ESPN+	6 P.M.
May 12	at Bradley *	Peoria, Ill.	ESPN+	1 P.M.
May 14	SIUE	Normal, Ill.	ESPN+	5 P.M.
May 16	Evansville *	Normal, Ill.	ESPN+	5 P.M.
May 17	Evansville *	Normal, Ill.	ESPN+	2 P.M.
May 18	Evansville *	Normal, Ill.	ESPN+	1 P.M.

#### MVC Tournament

M21-25 Normal, Ill. The Valley on ESPN

\*MVC Games; Times are CST (unless noted) and subject to change

## INDIANA STATE (23-6, 1-2 MVC)

### Looking to Get Back on Track

Though the Sycamores are still in the midst of the best start in program history at 23-6, Indiana State has struggled over the last two weeks, losing four of the last eight contests and dropping consecutive weekend series to Missouri State and Michigan State. During the stretch, ISU has been shutout three times and are hitting .197 while pitching has been strong with a 1.86 team ERA.



### Jumping On Top

Indiana State has put up runs consistently this season, averaging six runs a game while outscoring opponents, 174-92. The Sycamores have outscored opponents 33-5 in the first inning of action and 21-4 in the fourth. ISU puts up more runs than opponents in all but two innings this season, including a 29-12 mark in the eighth and ninth innings.

### Turning the Tides

Entering week seven of the season, Indiana State took the Missouri Valley Conference's longest streak of not being shutout into a weekend series with Missouri State at 96 games. The Sycamores were shutout 1-0, in a 12-inning loss to the Bears and have now been shutout in three of the last six games, including twice in a three-game series with Michigan State over the last weekend.

Date	Opponent	Location	TV	Time
Feb. 15	at Jacksonville	W, 7-1 (Guerrero, 1-0)		1-0
Feb. 16	at Jacksonville	W, 13-7 (Liberatore, 1-0)		2-0
Feb. 17	at Jacksonville	W, 8-3 (Buraconak, 1-0)		3-0
Feb. 22	at UNC Wilmington	W, 1-0 (Polley, 1-0)		4-0
Feb. 23	vs Marshall	W, 4-1 (Liberatore, 2-0)		5-0
Feb. 24	vs Iona	W, 10-0 (Whitbread, 1-0)		6-0
Feb. 26	at Western Carolina	W, 8-4 (Cross, 1-0)		7-0
Feb. 27	at Western Carolina	L, 10-9 (Giles, 0-1)		7-1
Mar. 1	Austin Peay	W, 8-1 (Polley, 2-0)		8-1
Mar. 2	Austin Peay	W, 3-2 (10) (Ward, 1-0)		9-1
Mar. 8	at Mercer	W, 12-7 (Polley, 3-0)		10-1
Mar. 9	at Mercer	W, 7-3 (Liberatore, 3-0)		11-1
Mar. 10	at Mercer	W, 9-4 (Whitbread, 2-0)		12-1
Mar. 13	Purdue	W, 4-3 (Cross, 2-0)		13-1
Mar. 15	The Citadel	W, 5-1 (Polley, 4-0)		14-1
Mar. 16	The Citadel	W, 4-2 (Liberatore, 4-0)		15-1
Mar. 17	The Citadel	W, 8-0 (Whitbread, 3-0)		16-1
Mar. 19	Indiana	L, 15-14 (Grauer, 0-1)		16-2
Mar. 22	Rutgers	W, 3-1 (Grauer, 1-1)		17-2
Mar. 23	Rutgers	W, 7-5 (Giles, 1-1)		18-2
Mar. 24	Rutgers	W, 4-3 (Whitbread, 4-0)		19-2
Mar. 26	#25 Illinois	W, 3-1 (Ridgway, 1-0)		20-2
Mar. 29	at Missouri State*	L, 6-5 (11) (Grauer, 1-2)		20-3, 0-1
Mar. 31	at Missouri State*	L, 1-0 (12) (Guerrero, 1-1)		20-4, 0-2
	at Missouri State*	W, 12-0 (Whitbread, 5-0)		21-4, 1-2
Apr. 3	at Purdue	W, 4-3 (Ward, 2-0)		22-4
Apr. 5	at Michigan State	L, 1-0 (10) (Ward, 2-1)		22-5
Apr. 6	at Michigan State	W, 2-1 (Liberatore, 5-0)		23-5
Apr. 7	at Michigan State	L, 6-0 (Whitbread, 5-1)		23-6
Apr. 9	at Michigan	Ann Arbor, Mich.		3 p.m.
Apr. 10	at Michigan	Ann Arbor, Mich.		3 p.m.
Apr. 12	Valparaiso*	Terre Haute, Ind.	ESPN+	5:30 p.m.
Apr. 13	Valparaiso*	Terre Haute, Ind.		5:30 p.m.
Apr. 14	Valparaiso*	Terre Haute, Ind.	ESPN+	12 p.m.
Apr. 16	at Vanderbilt	Nashville, Tenn.		6:30 p.m.
Apr. 19	at Evansville*	Evansville, Ind.	ESPN+	6 p.m.
Apr. 20	at Evansville*	Evansville, Ind.	ESPN+	2 p.m.
Apr. 21	at Evansville*	Evansville, Ind.	ESPN+	1 p.m.
Apr. 26	Southern Illinois*	Terre Haute, Ind.	ESPN3	5:30 p.m.
Apr. 27	Southern Illinois*	Terre Haute, Ind.	ESPN3	1 p.m.
Apr. 28	Southern Illinois*	Terre Haute, Ind.	ESPN3	12 p.m.
May 1	at Illinois	Champaign, Ill.		6 p.m.
May 3	at Illinois State*	Normal, Ill.	ESPN+	5 p.m.
May 4	at Illinois State*	Normal, Ill.	ESPN+	2 p.m.
May 5	at Illinois State*	Normal, Ill.	ESPN+	1 p.m.
May 10	at DBU*	Dallas, Texas		6:30 p.m.
May 11	at DBU*	Dallas, Texas	ESPNU	8:30 p.m.
May 12	at DBU*	Dallas, Texas		2 p.m.
May 16	Bradley*	Terre Haute, Ind.	ESPN+	5:30 p.m.
May 17	Bradley*	Terre Haute, Ind.	ESPN+	5:30 p.m.
May 18	Bradley*	Terre Haute, Ind.	ESPN+	1 p.m.

#### MVC Tournament

M21-25 Normal, Ill. The Valley on ESPN

\*MVC Games; Times are CST (unless noted) and subject to change

## MISSOURI STATE (11-20, 4-2 MVC)

### Bash Brothers

In their five games last week alone, the Bears homered 13 times, including a season-high five round-trippers in Friday's 10-5 comeback win at Southern Illinois. That performance marked the first five-homer game by MSU since a six-homer game vs. Oral Roberts on April 4, 2010. MVC home run leader Dakota Kotowski registered his second multi-homer game of the week with two long balls, and Joey Polak became the ninth Bear in program history to hit three home runs in a game. Another MSU rookie, freshman shortstop Mason Hull added three homers to the tally as well, including a pair of go-ahead bombs Wednesday at Murray State and another one Saturday in the Bears' 13-4 victory at SIU.



### Righting the Ship

While the Bears' 5-18 start represented their worst-ever start through 23 games, they have shown unmistakable signs of turning the tide with a pair of MVC series wins and victories in six of their last eight contests since March 29. In their five games last week, the Bears hit .330 while out-homering the opposition by a 13-2 margin. The mound corps has logged a strong week as well, posting a 4.30 team ERA and holding the opposition to a .226 batting mark.

### So Fresh and So Clean

MSU's group of newcomers has been instrumental in the Bears' run production so far this spring, with six rookies combining to account for 60 of the clubs' 131 total RBIs and 19 of its 28 home runs. Sophomore transfer Joey Polak has started all 31 games at third base, hitting .348 with six multi-hit games in MSU's last nine outings. Additionally, Mason Hull and Dakota Kotowski have recorded multi-homer games for the Bears in 2019, with Kotowski entering the week tied for the top spot on the Valley's home run leaderboard.

Date	Opponent	Location	TV	Time
Feb. 15	vs. Nevada	L, 16-4 (Wiley, 0-1)		0-1
Feb. 16	vs. Utah	W, 6-2 (Schwab, 1-0)		1-1
Feb. 17	at Texas State	L, 10-0 (Moore, 0-1)		1-2
Feb. 22	vs. #25 Cal State Fullerton	L, 7-0 (Schwab, 1-1)		1-3
Feb. 23	at San Diego	L, 14-4 (Juenger, 0-1)		1-4
Feb. 24	vs. Fresno State	L, 3-2 (Wiley, 0-2)		1-5
Feb. 26	Central Arkansas	W, 9-7 (Witherspoon, 1-)		2-5
Feb. 27	Central Arkansas	W, 15-3 (Thomazin, 1-0)		3-5
Mar. 1	#25 UC Irvine	L, 3-2 (Schwab, 1-2)		3-6
	#25 UC Irvine	L, 4-1 (11) (Sechler, 1-1)		3-7
Mar. 8	at Arkansas State	L, 14-2 (Schwab, 1-3)		3-8
Mar. 10	at Arkansas State	L, 16-4 (Wiley, 0-3)		3-9
	at Arkansas State	L, 6-4 (Thomazin, 1-1)		3-10
Mar. 12	at Oklahoma State	L, 13-2 (Barnes, 0-1)		3-11
Mar. 13	at Oral Roberts	W, 11-2 (Lochner, 1-0)		4-11
Mar. 15	at Oklahoma	W, 11-8 (Sechler, 1-1)		5-11
Mar. 16	at Oklahoma	L, 11-2 (Thomazin, 1-2)		5-12
Mar. 17	at Oklahoma	L, 6-1 (Wiley, 0-4)		5-13
Mar. 22	at Santa Barbara	L, 7-3 (Thomazin, 1-3)		5-14
Mar. 23	at Santa Barbara	L, 5-3 (Sechler, 1-2)		5-15
Mar. 24	at Santa Barbara	L, 11-1 (Wiley, 0-5)		5-16
Mar. 26	#8 Arkansas	L, 8-2 (Juenger, 0-2)		5-17
Mar. 27	Kansas	L, 9-5 (Barnes, 0-2)		5-18
Mar. 29	Indiana State*	W, 6-5 (11) (Sechler, 2-2)		6-18, 1-0
Mar. 31	Indiana State*	W, 1-0 (12) (Juenger, 1-2)		7-18, 2-0
	Indiana State*	L, 12-0 (Cruikshank, 0-1)		7-19, 2-1
Apr. 2	at SEMO	W, 8-2 (Barnes, 1-2)		8-19
Apr. 3	at Murray State	W, 15-10 (Juenger, 2-2)		9-19
Apr. 5	at Southern Illinois*	W, 10-5 (Lochner, 2-0)		10-19, 3-1
Apr. 6	at Southern Illinois*	W, 13-4 (10) (Wiley, 1-5)		11-19, 4-1
	at Southern Illinois*	L, 4-2 (Cruikshank, 0-2)		11-20, 4-2
Apr. 9	at Kansas	Lawrence, Kan.		6 p.m.
Apr. 12	at Illinois State*	Normal, Ill.	ESPN+	5 p.m.
Apr. 13	at Illinois State*	Normal, Ill.		2 p.m.
Apr. 14	at Illinois State*	Normal, Ill.		1 p.m.
Apr. 16	Missouri	Springfield	ESPN+	6:30 p.m.
Apr. 18	New Orleans	Springfield		6:30 p.m.
Apr. 19	New Orleans	Springfield		6:30 p.m.
Apr. 20	New Orleans	Springfield		2 p.m.
Apr. 23	at Missouri	Columbia, Mo.		6:30 p.m.
Apr. 26	Bradley*	Springfield	ESPN+	2 p.m.
Apr. 27	Bradley*	Springfield		12 p.m.
Apr. 28	Bradley*	Springfield	ESPN+	11 a.m.
Apr. 30	at Wichita State	Wichita, Kan.		6 p.m.
May 2	Dallas Baptist*	Springfield	ESPNU	6 p.m.
May 3	Dallas Baptist*	Springfield	ESPN+	6:30 p.m.
May 4	Dallas Baptist*	Springfield	ESPN+	2 p.m.
May 7	Wichita State	Springfield	ESPN+	6:30 p.m.
May 10	at Evansville*	Evansville, Ind.	ESPN+	6 p.m.
May 11	at Evansville*	Evansville, Ind.	ESPN+	2 p.m.
May 12	at Evansville*	Evansville, Ind.	ESPN+	1 p.m.
May 16	Valparaiso*	Springfield		6:30 p.m.
May 17	Valparaiso*	Springfield		6:30 p.m.
May 18	Valparaiso*	Springfield	ESPN+	2 p.m.

#### MVC Tournament

M21-25 Normal, Ill. The Valley on ESPN

\*MVC Games; Times are CST (unless noted) and subject to change

## SOUTHERN ILLINOIS (16-12, 1-2 MVC)

### Lyon Heating Up

SIU senior Alex Lyon is on an active seven-game hitting streak, with three multi-hit games in that stretch. Lyon, who was SIU's leading returning hitter last year with a .316 average, was hitting just .205 through the Morehead State series in late March. Since then, he has been on fire, going 11-for-24 (.458) with five doubles and eight RBIs. He was slashed .458/.536/.667 and has stolen three bases in as many attempts, and his fielding percentage is perfect, even while he has played shortstop for the first time since junior college. His season average is up more than 60 points to .268.



### Running Salukis

SIU ranks fifth in the nation in stolen bases (80) and fourth in sacrifice flies (4). SIU has stolen nearly twice as many bases as anyone else in the league, with Dallas Baptist checking in at No. 2 with 42 steals this year. The majority of SIU's work on the bases this year has been done by Nikola Vasic, Will LaRue, Addison Fugitt and Ian Walters—that quartet is a combined 53-for-60 (88.3%) stealing this year.

Date	Opponent	Location	TV	Time
Feb. 15	at Nicholls	W, 6-5 (Farmer, 1-0)		1-0
Feb. 16	at Nicholls	L, 3-2 (Steidl, 0-1)		1-1
Feb. 17	at Nicholls	L, 7-3 (Begner, 0-1)		1-2
Feb. 24	at Memphis	L, 7-2 (Harrison, 0-1)		1-3
	at Memphis	W, 2-1 (Givens, 1-0)		2-3
Feb. 27	at Belmont	W, 13-9 (Hiser, 1-0)		3-3
Mar. 1	Western Illinois	W, 8-1 (Harrison, 1-1)		4-3
Mar. 2	at Northern Illinois	L, 3-2 (Begner, 1-1)		5-3
Mar. 3	Western Illinois	W, 16-1 (Givens, 2-0)		6-3
Mar. 6	at Southeast Missouri	L, 11-9 (McDaniel, 0-1)		6-4
Mar. 8	Northern Illinois	W, 3-1 (Harrison, 2-1)		7-4
Mar. 9	Northern Illinois	L, 17-2 (Givens, 2-1)		7-5
Mar. 10	Northern Illinois	W, 8-6 (Begner, 2-1)		8-5
Mar. 12	Austin Peay	W, 3-2 (Hiser, 2-0)		9-5
Mar. 13	Southeast Missouri	W, 4-1 (Steidl, 1-1)		10-5
Mar. 15	at Illinois	L, 5-4 (Yeager, 0-1)		10-6
Mar. 16	at Illinois	L, 5-4 (McDaniel, 0-2)		10-7
Mar. 17	at Illinois	L, 14-5 (Begner, 2-2)		10-8
Mar. 19	SIUE	W, 7-6 (Yeager, 1-1)		11-8
Mar. 22	Morehead State	W, 9-8 (Givens, 3-1)		12-8
Mar. 23	Morehead State	L, 7-0 (Begner, 2-3)		12-9
Mar. 24	Morehead State	W, 5-4 (1.1) (Yeager, 2-1)		13-9
Mar. 26	Belmont	W, 10-4 (Steidl, 2-1)		14-9
Mar. 29	at Butler	L, 5-4 (Givens, 3-2)		14-10
Apr. 2	at Arkansas State	W, 4-3 (Hiser, 3-0)		15-10
Apr. 5	*Missouri State	L, 10-5 (Grace, 0-1)		15-11, 0-1
Apr. 6	*Missouri State	L, 13-4 (10) (Givens, 3-3)		15-12, 0-2
	*Missouri State	W, 4-2 (Begner, 3-3)		16-12, 1-2

Apr. 9	at Eastern Illinois	Charleston, Ill.		3 p.m.
Apr. 12	*at Bradley	Peoria, Ill.	ESPN+	6 p.m.
Apr. 13	*at Bradley	Peoria, Ill.	ESPN+	2 p.m.
Apr. 14	*at Bradley	Peoria, Ill.	ESPN+	1 p.m.

Apr. 16	at Austin Peay	Clarksville, Tenn.		4 p.m.
Apr. 19	*Illinois State	Carbondale, Ill.	ESPN3	6:30 p.m.
Apr. 20	*Illinois State	Carbondale, Ill.	ESPN3	2 p.m.
Apr. 21	*Illinois State	Carbondale, Ill.	ESPN3	1 p.m.
Apr. 23	Arkansas State	Carbondale, Ill.	ESPN+	5 p.m.
Apr. 26	*at Indiana State	Terre Haute, Ind.	ESPN3	5:30 p.m.
Apr. 27	*at Indiana State	Terre Haute, Ind.	ESPN3	1 p.m.
Apr. 28	*at Indiana State	Terre Haute, Ind.	ESPN3	12 p.m.
Apr. 30	Illinois	Carbondale, Ill.	ESPN+	5 p.m.

May 1	Murray State	Carbondale, Ill.		5 p.m.
May 3	*Evansville	Carbondale, Ill.	ESPN+	6:30 p.m.
May 4	* Evansville	Carbondale, Ill.		4 p.m.
May 5	* Evansville	Carbondale, Ill.		1 p.m.
May 10	*at Valparaiso	Valparaiso, Ind.		3 p.m.
May 11	*at Valparaiso	Valparaiso, Ind.		1 p.m.
May 12	*at Valparaiso	Valparaiso, Ind.		1 p.m.
May 14	Saint Louis	Carbondale, Ill.	ESPN+	5 p.m.
May 16	*DBU	Carbondale, Ill.	ESPN+	6:30 p.m.
May 17	*DBU	Carbondale, Ill.	ESPN+	6:30 p.m.
May 18	*DBU	Carbondale, Ill.	ESPN+	2 p.m.

#### MVC Tournament

Normal, Ill. The Valley on ESPN

\*MVC Games; Times are CST (unless noted) and subject to change

## VALPARAISO (6-21, 1-5 MVC)

### A Sigh of Relief

The work of the Valpo bullpen played a key role in Saturday's 6-4 victory over Illinois State in the finale of the three-game series. Jarrett Hammel and Easton Rhodehouse combined to go four scoreless innings, helping Valpo secure its first conference triumph of the year. Rhodehouse continued his impressive turnaround from last season and improved his team-best 1.96 ERA out of the Valpo bullpen.



### Big-Time Blasts

It wasn't quite as dramatic as his go-ahead grand slam in a 10-8 win over UNCW on March 3, but Sam Shaikin will certainly take his go-ahead bomb in Saturday's 4-2 win over Illinois State. His solo blast in the sixth gave Valpo a 3-2 edge that the team didn't relinquish. Shaikin's home run was his fourth of the season and the 17th of his Valpo career. He needs five home runs between now and the end of the season to move into the Top 5 in program history for career long balls.

### Striking First

Valpo has had a propensity for getting off to a fast start over the last two weeks. Valpo has scored in the opening inning to take the lead in five of the last eight games. However, the team has gone on to drop four of those five contests.

Date	Opponent	Location	TV	Time
Feb. 15	at Lipscomb	L, 6-0 (Kornacker, 0-1)		0-1
Feb. 16	at Lipscomb	W, 8-6 (Tieman, 1-0)		1-1
Feb. 24	at Arkansas State	L, 7-6 (11) (Hammel, 0-1)		1-2
	at Arkansas State	L, 7-1 (Tieman, 1-1)		1-3
Feb. 25	at Arkansas State	L, 4-1 (Fields, 0-1)		1-4
March 1	at UNC-Wilmington	L, 10-8 (Bates, 0-1)		1-5
March 2	at UNC-Wilmington	L, 4-3 (Hammel, 0-2)		1-6
March 3	at UNC-Wilmington	W, 10-8 (Jarecki, 1-0)		2-6
March 5	at North Carolina A&T	L, 11-4 (Hammel, 0-3)		2-7
March 8	at #24 South Carolina	L, 9-2 (Kornacker, 0-2)		2-8
March 9	at #24 South Carolina	L, 3-2 (Quigley, 0-1)		2-9
March 10	at #24 South Carolina	L, 12-6 (Skidmore, 0-1)		2-10
March 12	at Tennessee Tech	L, 12-8 (Bates, 0-2)		2-11
March 15	at Northern Illinois	W, 7-6 (Rhodehouse, 1-0)		3-11
March 16	at Northern Illinois	L, 5-2 (Tieman, 1-2)		3-12
March 17	at Northern Illinois	W, 5-2 (Fields, 1-1)		4-12
March 22	Butler	L, 6-4 (Tieman, 1-3)		4-13
March 23	Butler	W, 5-2 (Fields, 2-1)		5-13
March 24	Butler	L, 9-2 (Kornacker, 0-3)		5-14
March 26	at Purdue	L, 5-1 (Fricke, 0-1)		5-15
March 27	at Ball State	L, 14-8 (Kornacker, 0-4)		5-16
March 29	at DBU*	L, 10-5 (Tieman, 1-4)		5-17, 0-1
March 30	at DBU*	L, 8-0 (Fields, 2-2)		5-18, 0-2
March 31	at DBU*	L, 6-1 (Fricke, 0-2)		5-19, 0-3

April 5	Illinois State*	L, 13-1 (Tieman, 1-5)		5-20, 0-4
April 6	Illinois State*	L, 12-6 (Fields, 2-3)		5-21, 0-5
	Illinois State*	W, 4-2 (Hammel, 1-3)		6-21, 1-5

April 9	Chicago State	Valparaiso, Ind.		3 p.m.
April 10	at Milwaukee	Franklin, Wis.		3 p.m.
April 12	at Indiana State*	Terre Haute, Ind.	ESPN+	5:30 p.m.
April 13	at Indiana State*	Terre Haute, Ind.		5:30 p.m.
April 14	at Indiana State*	Terre Haute, Ind.	ESPN+	Noon

April 16	Western Michigan	Valparaiso, Ind.		3 p.m.
April 19	at SIUE	Edwardsville, Ill.		6 p.m.
April 20	at SIUE	Edwardsville, Ill.		1 p.m.
	at SIUE	Edwardsville, Ill.		4:30 p.m.
April 23	Notre Dame	Notre Dame, Ind.		5 p.m.
April 26	Evansville*	Valparaiso, Ind.		3 p.m.
April 27	Evansville*	Valparaiso, Ind.		1 p.m.
April 28	Evansville*	Valparaiso, Ind.		1 p.m.
April 30	at Chicago State	Chicago, Ill.		3 p.m.

May 1	at Western Michigan	Kalamazoo, Mich.		2 p.m.
May 3	at Bradley*	Peoria, Ill.	ESPN+	Noon
May 4	at Bradley*	Peoria, Ill.	ESPN+	Noon
May 5	at Bradley*	Peoria, Ill.	ESPN+	Noon
May 8	at Michigan State	East Lansing, Mich.		4 p.m.
May 10	Southern Illinois*	Valparaiso, Ind.		3 p.m.
May 11	Southern Illinois*	Valparaiso, Ind.		1 p.m.
May 12	Southern Illinois*	Valparaiso, Ind.		1 p.m.
May 16	at Missouri State*	Springfield, Mo.		6:30 p.m.
May 17	at Missouri State*	Springfield, Mo.		6:30 p.m.
May 18	at Missouri State*	Springfield, Mo.	ESPN+	2 p.m.

#### MVC Tournament

M21-25 Normal, Ill. The Valley on ESPN

\*MVC Games; Times are CST (unless noted) and subject to change

# 2019 MVC Baseball Championship

## Duffy Bass Field · Illinois State University · May 21-25

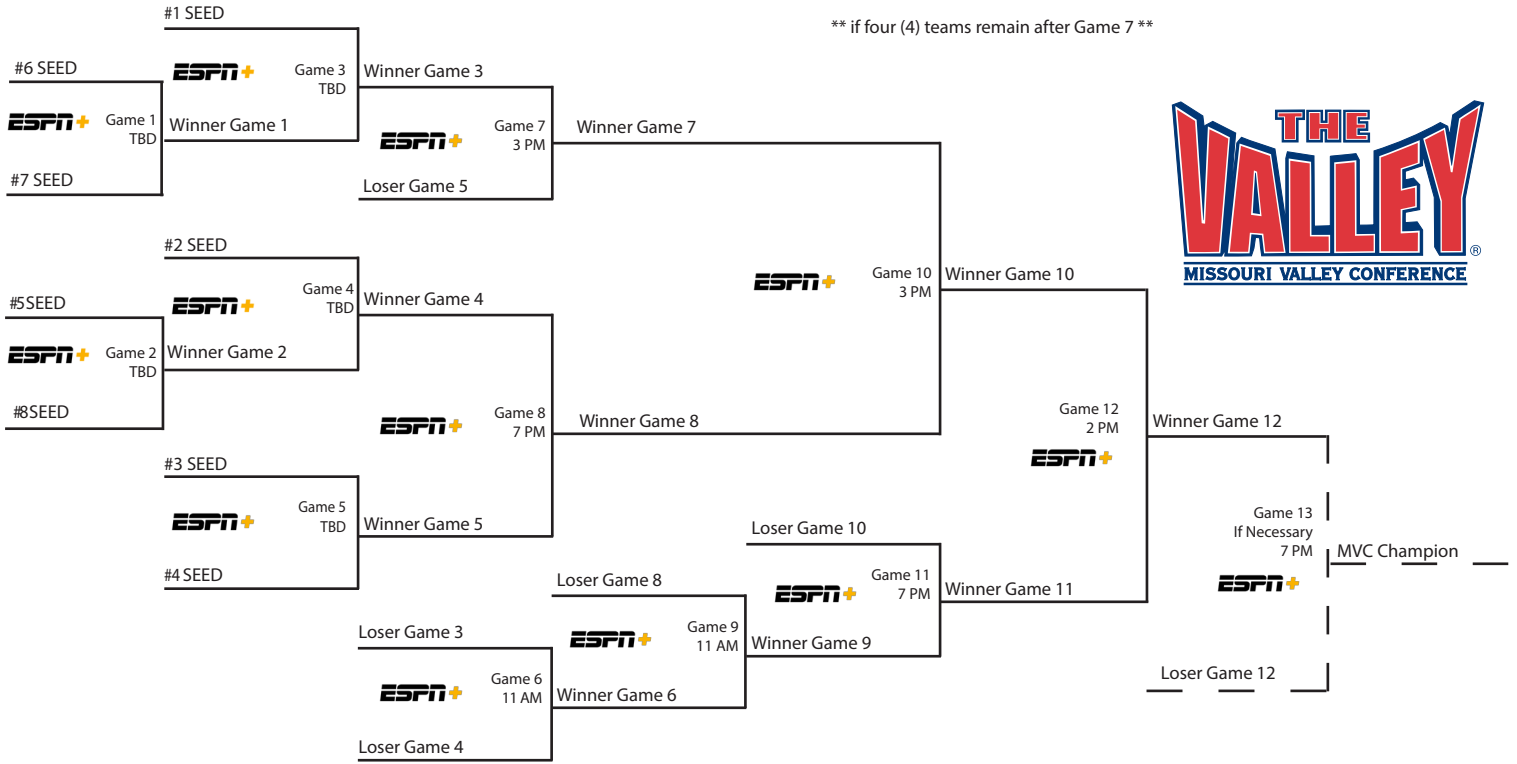
Day One  
Tues., May 21  
Games 1, 2  
Single Elimination

Day Two  
Wed., May 22  
Games 3, 4, 5

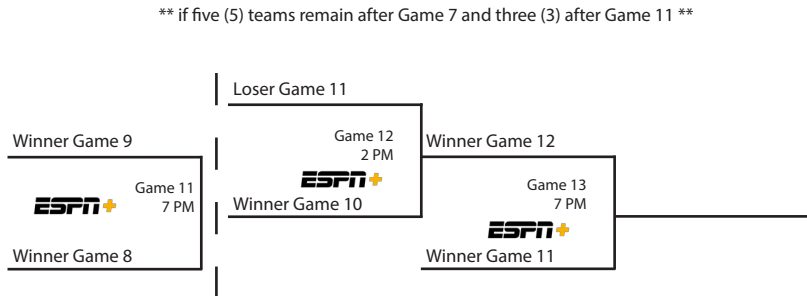
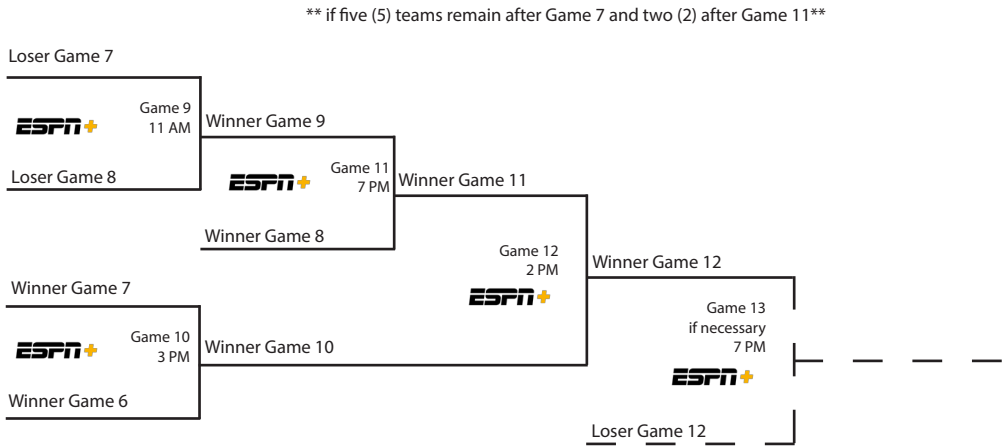
Day Three  
Thu., May 23  
Games 6, 7, 8

Day Four  
Fri., May 24  
Games 9, 10, 11

Day Five  
Sat., May 25  
Games 12, 13



Championship Schedule	
Tuesday, May 21 (Single Elimination)	Game 1 - TBD (2 or 7 PM) Game 2 - TBD (2 or 7 PM)
Wednesday, May 22	Game 3 - TBD (11 AM, 3 PM or 7 PM) Game 4 - TBD (11 AM, 3 PM or 7 PM) Game 5 - TBD (11 AM, 3 PM or 7 PM)
Thursday, May 23	Game 6 - 11 AM Game 7 - 3 PM Game 8 - 7 PM
Friday, May 24	Game 9 - 11 AM Game 10 - 3 PM Game 11 - 7 PM
Saturday, May 25	Game 12 - 2 PM Game 13 (If Necessary) 7 PM All Times CT





Missouri Valley Conference  
MVC Overall Statistics (as of Apr 08, 2019)  
(All games Sorted by Batting avg)



Team	avg	g	ab	r	h	2b	3b	hr	rbi	tb	slg%	bb	hp	so	gdp	ob%	sf	sh	sb-att	po	a	e	fld%
Illinois State	.295	31	1118	214	330	57	8	25	194	478	.428	140	28	257	22	.383	14	18	40-56	813	301	32	.972
Bradley	.289	27	927	163	268	50	10	17	147	389	.420	124	15	248	17	.375	19	25	29-41	721	247	27	.973
Dallas Baptist	.280	31	1059	211	297	72	8	34	193	487	.460	148	23	247	12	.377	12	4	42-51	828	275	32	.972
Indiana State	.268	29	1000	174	268	43	4	19	155	376	.376	111	50	205	19	.366	11	22	13-18	785	320	25	.978
Evansville	.250	27	897	153	224	41	3	17	141	322	.359	106	52	227	9	.360	6	11	19-31	708	215	20	.979
Southern Illinois	.243	28	906	152	220	44	10	11	132	317	.350	111	21	225	8	.332	23	5	80-97	755	248	37	.964
Valparaiso	.242	27	917	110	222	35	7	14	98	313	.341	93	10	248	17	.316	9	4	9-17	686	207	38	.959
Missouri State	.231	31	1036	149	239	39	5	28	131	372	.359	119	32	321	14	.327	7	13	24-32	803	259	47	.958
Totals	.263	231	7860	1326	2068	381	55	165	1191	3054	.389	952	231	1978	118	.356	101	102	256-343	6099	2072	258	.969

CI - Evansville 1, So. Illinois 1.

(All games Sorted by Earned run avg)

Team	era	w-l	g	cg	sho	sv	ip	h	r	er	bb	so	2b	3b	hr	b/avg	wp	hp	bk	sfa	sha
Bradley	2.21	17-10	27	0	3/3	8	240.1	171	84	59	110	221	36	3	4	.201	20	15	4	7	11
Indiana State	2.75	23-6	29	2	4/3	13	261.2	207	92	80	85	217	35	3	19	.220	22	7	4	6	18
Dallas Baptist	3.82	22-9	31	0	3/3	7	276.0	245	135	117	108	314	44	6	18	.236	30	27	1	11	8
Evansville	4.00	17-10	27	0	4/4	11	236.0	225	111	105	101	220	51	5	25	.250	15	22	2	5	16
Southern Illinois	4.86	15-12	28	0	0/0	8	251.2	250	159	136	115	214	34	7	21	.259	35	20	2	8	18
Illinois State	5.21	17-14	31	1	3/2	5	271.0	290	185	157	134	249	63	3	20	.276	25	22	2	11	24
Missouri State	6.52	11-19	31	1	1/1	3	267.2	286	227	194	153	253	52	14	23	.279	23	61	3	22	23
Valparaiso	6.89	6-21	27	0	0/0	5	228.2	242	199	175	150	219	57	7	34	.271	47	42	3	17	15
Totals	4.53	128-101	231	4	18/16	60	2033.0	1916	1192	1023	956	1907	372	48	164	.250	217	216	21	87	133

PB - So. Illinois 8, Bradley 8, Evansville 8, Valpo 7, Illinois St. 5, Indiana St. 5, DBU 4, Missouri St. 1. Pickoffs - Missouri St. 9, Illinois St. 5, Evansville 4, DBU 3, Bradley 2, So. Illinois 2, Indiana St. 2, Valpo 1.

(All games Sorted by Fielding pct)

Team	c	po	a	e	fld%	dp	sba	csb	sba%	pb	ci
Evansville	943	708	215	20	.979	13	24	7	.774	8	1
Indiana State	1130	785	320	25	.978	26	22	13	.629	5	0
Bradley	995	721	247	27	.973	20	28	11	.718	8	0
Illinois State	1146	813	301	32	.972	23	23	11	.676	5	0
Dallas Baptist	1135	828	275	32	.972	20	18	10	.643	4	0
Southern Illinois	1040	755	248	37	.964	18	26	14	.650	8	1
Valparaiso	931	686	207	38	.959	15	48	8	.857	7	0
Missouri State	1109	803	259	47	.958	25	44	13	.772	1	0
Totals	8429	6099	2072	258	.969	160	233	87	.728	46	2



Missouri Valley Conference  
MVC Conference statistics (as of Apr 08, 2019)  
(MVC games only Sorted by Batting avg)



Team	avg	g	ab	r	h	2b	3b	hr	rbi	tb	slg%	bb	hp	so	gdp	ob%	sf	sh	sb-att	po	a	e	fld%
Illinois State	.322	3	118	27	38	11	0	5	23	64	.542	17	4	25	3	.421	1	1	2-2	78	27	3	.972
Bradley	.277	3	94	6	26	4	1	2	6	38	.404	15	1	29	2	.375	2	4	1-2	81	25	5	.955
Dallas Baptist	.276	6	196	36	54	18	1	4	33	86	.439	27	0	38	3	.358	3	1	11-13	156	45	8	.962
Missouri State	.259	6	212	32	55	9	1	7	27	87	.410	27	6	62	3	.358	1	6	9-10	168	48	9	.960
Valparaiso	.249	6	201	17	50	9	0	3	15	68	.338	18	1	60	4	.309	3	1	0-2	153	44	9	.956
Indiana State	.248	3	113	17	28	2	1	0	16	32	.283	16	4	25	2	.358	1	3	2-2	86	25	4	.965
Southern Illinois	.237	3	97	13	23	5	1	1	11	33	.340	11	1	30	3	.321	0	0	7-8	81	23	3	.972
Evansville	.202	6	198	33	40	3	1	2	30	51	.258	30	10	40	2	.336	0	3	6-7	162	43	2	.990
Totals	.255	36	1229	181	314	61	6	24	161	459	.373	161	27	309	22	.352	11	19	38-46	965	280	43	.967

(MVC games only Sorted by Earned run avg)

Team	era	w-l	g	cg	sho	sv	ip	h	r	er	bb	so	2b	3b	hr	b/avg	wp	hp	bk	sfa	sha
Indiana State	1.26	1-2	3	1	1/0	0	28.2	20	7	4	11	34	5	0	1	.196	3	3	0	0	4
Bradley	2.67	0-3	3	0	0/0	0	27.0	18	11	8	11	19	1	0	0	.178	1	3	0	0	2
Evansville	3.00	5-1	6	0	1/1	3	54.0	49	18	18	26	54	10	2	5	.250	2	1	0	2	4
Illinois State	3.81	2-1	3	0	0/0	0	26.0	27	11	11	6	22	4	0	2	.267	1	0	0	2	1
Dallas Baptist	3.98	4-2	6	0	1/1	1	52.0	45	28	23	31	59	7	1	3	.228	5	8	1	1	1
Missouri State	4.34	4-1	6	0	1/1	1	56.0	51	30	27	27	55	7	2	1	.243	4	5	0	1	3
Valparaiso	6.71	1-5	6	0	0/0	1	51.0	69	51	38	33	38	23	0	6	.325	10	4	0	4	2
Southern Illinois	7.67	0-2	3	0	0/0	0	27.0	35	25	23	16	28	4	1	6	.318	5	3	0	1	2
Totals	4.25	17-17	36	1	4/3	6	321.2	314	181	152	161	309	61	6	24	.255	31	27	1	11	19

PB - Evansville 3, So. Illinois 2, Indiana St. 2, Valpo 2, Illinois St. 1, Bradley 1. Pickoffs - Evansville 4, Missouri St. 3, Valpo 1, Illinois St. 1.

(MVC games only Sorted by Fielding pct)

Team	c	po	a	e	fld%	dp	sba	csb	sba%	pb	ci
Evansville	207	162	43	2	.990	3	3	2	.600	3	0
Illinois State	108	78	27	3	.972	1	0	2	.000	1	0
Southern Illinois	107	81	23	3	.972	2	6	1	.857	2	0
Indiana State	115	86	25	4	.965	3	3	0	1.000	2	0
Dallas Baptist	209	156	45	8	.962	5	1	1	.500	0	0
Missouri State	225	168	48	9	.960	6	9	1	.900	0	0
Valparaiso	206	153	44	9	.956	7	11	1	.917	2	0
Bradley	111	81	25	5	.955	0	5	0	1.000	1	0
Totals	1288	965	280	43	.967	27	38	8	.826	11	0



Missouri Valley Conference  
MVC Batting Leaders (as of Apr 08, 2019)  
(All games)



Hitting minimums - 1 Games 2.0 AB/Game  
Pitching minimums - 1 Games 1.0 IP/Game

Batting avg		Slugging pct		On base pct	
1. Illinois State	.295	1. Dallas Baptist	.460	1. Illinois State	.383
2. Bradley	.289	2. Illinois State	.428	2. Dallas Baptist	.377
3. Dallas Baptist	.280	3. Bradley	.420	3. Bradley	.375
4. Indiana State	.268	4. Indiana State	.376	4. Indiana State	.366
5. Evansville	.250	5. Missouri State	.359	5. Evansville	.360
6. Southern Illinois	.243	6. Evansville	.359	6. Southern Illinois	.332
7. Valparaiso	.242	7. Southern Illinois	.350	7. Missouri State	.327
8. Missouri State	.231	8. Valparaiso	.341	8. Valparaiso	.316
Runs scored		Hits		Runs batted in	
1. Illinois State	214	1. Illinois State	330	1. Illinois State	194
2. Dallas Baptist	211	2. Dallas Baptist	297	2. Dallas Baptist	193
3. Indiana State	174	3. Indiana State	268	3. Indiana State	155
4. Bradley	163	Bradley	268	4. Bradley	147
5. Evansville	153	5. Missouri State	239	5. Evansville	141
6. Southern Illinois	152	6. Evansville	224	6. Southern Illinois	132
7. Missouri State	149	7. Valparaiso	222	7. Missouri State	131
8. Valparaiso	110	8. Southern Illinois	220	8. Valparaiso	98
Doubles		Triples		Home runs	
1. Dallas Baptist	72	1. Southern Illinois	10	1. Dallas Baptist	34
2. Illinois State	57	Bradley	10	2. Missouri State	28
3. Bradley	50	3. Illinois State	8	3. Illinois State	25
4. Southern Illinois	44	Dallas Baptist	8	4. Indiana State	19
5. Indiana State	43	5. Valparaiso	7	5. Bradley	17
6. Evansville	41	6. Missouri State	5	Evansville	17
7. Missouri State	39	7. Indiana State	4	7. Valparaiso	14
8. Valparaiso	35	8. Evansville	3	8. Southern Illinois	11
Total bases		Total plate appearances		At bats	
1. Dallas Baptist	487	1. Illinois State	1318	1. Illinois State	1118
2. Illinois State	478	2. Dallas Baptist	1246	2. Dallas Baptist	1059
3. Bradley	389	3. Missouri State	1207	3. Missouri State	1036
4. Indiana State	376	4. Indiana State	1194	4. Indiana State	1000
5. Missouri State	372	5. Bradley	1110	5. Bradley	927
6. Evansville	322	6. Evansville	1072	6. Valparaiso	917
7. Southern Illinois	317	7. Southern Illinois	1066	7. Southern Illinois	906
8. Valparaiso	313	8. Valparaiso	1035	8. Evansville	897
Walks		Hit by pitch		Strikeouts	
1. Dallas Baptist	148	1. Evansville	52	1. Missouri State	321
2. Illinois State	140	2. Indiana State	50	2. Illinois State	257
3. Bradley	124	3. Missouri State	32	3. Bradley	248
4. Missouri State	119	4. Illinois State	28	Valparaiso	248
5. Southern Illinois	111	5. Dallas Baptist	23	5. Dallas Baptist	247
Indiana State	111	6. Southern Illinois	21	6. Evansville	227
7. Evansville	106	7. Bradley	15	7. Southern Illinois	225
8. Valparaiso	93	8. Valparaiso	10	8. Indiana State	205
Sac bunts		Sac flies		Stolen bases	
1. Bradley	25	1. Southern Illinois	23	1. Southern Illinois	80
2. Indiana State	22	2. Bradley	19	2. Dallas Baptist	42
3. Illinois State	18	3. Illinois State	14	3. Illinois State	40
4. Missouri State	13	4. Dallas Baptist	12	4. Bradley	29
5. Evansville	11	5. Indiana State	11	5. Missouri State	24
6. Southern Illinois	5	6. Valparaiso	9	6. Evansville	19
7. Dallas Baptist	4	7. Missouri State	7	7. Indiana State	13
Valparaiso	4	8. Evansville	6	8. Valparaiso	9
Caught stealing		Steal attempts		Grounded into DP	
1. Southern Illinois	17	1. Southern Illinois	97	1. Illinois State	22
2. Illinois State	16	2. Illinois State	56	2. Indiana State	19
3. Bradley	12	3. Dallas Baptist	51	3. Bradley	17
Evansville	12	4. Bradley	41	Valparaiso	17
5. Dallas Baptist	9	5. Missouri State	32	5. Missouri State	14
6. Valparaiso	8	6. Evansville	31	6. Dallas Baptist	12
Missouri State	8	7. Indiana State	18	7. Evansville	9
8. Indiana State	5	8. Valparaiso	17	8. Southern Illinois	8



Missouri Valley Conference  
MVC Pitching Leaders (as of Apr 08, 2019)  
(All games)



Hitting minimums - 1 Games 2.0 AB/Game  
Pitching minimums - 1 Games 1.0 IP/Game

Earned run avg		Opposing bat avg		Innings pitched	
1. Bradley	2.21	1. Bradley	.201	1. Dallas Baptist	276.0
2. Indiana State	2.75	2. Indiana State	.220	2. Illinois State	271.0
3. Dallas Baptist	3.82	3. Dallas Baptist	.236	3. Missouri State	267.2
4. Evansville	4.00	4. Evansville	.250	4. Indiana State	261.2
5. Southern Illinois	4.86	5. Southern Illinois	.259	5. Southern Illinois	251.2
6. Illinois State	5.21	6. Valparaiso	.271	6. Bradley	240.1
7. Missouri State	6.52	7. Illinois State	.276	7. Evansville	236.0
8. Valparaiso	6.89	8. Missouri State	.279	8. Valparaiso	228.2
Batters struck out		Batters SO out looking		Wins	
1. Dallas Baptist	314	1. Missouri State	78	1. Indiana State	23
2. Missouri State	253	2. Illinois State	71	2. Dallas Baptist	22
3. Illinois State	249	Bradley	71	3. Evansville	17
4. Bradley	221	4. Dallas Baptist	70	Bradley	17
5. Evansville	220	5. Evansville	66	Illinois State	17
6. Valparaiso	219	6. Valparaiso	60	6. Southern Illinois	15
7. Indiana State	217	7. Indiana State	53	7. Missouri State	11
8. Southern Illinois	214	8. Southern Illinois	44	8. Valparaiso	6
Losses		Saves		Runners picked off	
1. Valparaiso	21	1. Indiana State	13	1. Missouri State	9
2. Missouri State	19	2. Evansville	11	2. Illinois State	5
3. Illinois State	14	3. Bradley	8	3. Evansville	4
4. Southern Illinois	12	Southern Illinois	8	4. Dallas Baptist	3
5. Evansville	10	5. Dallas Baptist	7	5. Southern Illinois	2
Bradley	10	6. Valparaiso	5	Indiana State	2
7. Dallas Baptist	9	Illinois State	5	Bradley	2
8. Indiana State	6	8. Missouri State	3	8. Valparaiso	1
Sac bunts allowed		Sac flies allowed		Hits allowed	
1. Illinois State	24	1. Missouri State	22	1. Bradley	171
2. Missouri State	23	2. Valparaiso	17	2. Indiana State	207
3. Indiana State	18	3. Dallas Baptist	11	3. Evansville	225
Southern Illinois	18	Illinois State	11	4. Valparaiso	242
5. Evansville	16	5. Southern Illinois	8	5. Dallas Baptist	245
6. Valparaiso	15	6. Bradley	7	6. Southern Illinois	250
7. Bradley	11	7. Indiana State	6	7. Missouri State	286
8. Dallas Baptist	8	8. Evansville	5	8. Illinois State	290
Runs allowed		Earned runs allowed		Walks allowed	
1. Bradley	84	1. Bradley	59	1. Indiana State	85
2. Indiana State	92	2. Indiana State	80	2. Evansville	101
3. Evansville	111	3. Evansville	105	3. Dallas Baptist	108
4. Dallas Baptist	135	4. Dallas Baptist	117	4. Bradley	110
5. Southern Illinois	159	5. Southern Illinois	136	5. Southern Illinois	115
6. Illinois State	185	6. Illinois State	157	6. Illinois State	134
7. Valparaiso	199	7. Valparaiso	175	7. Valparaiso	150
8. Missouri State	227	8. Missouri State	194	8. Missouri State	153
Doubles allowed		Triples allowed		Home runs allowed	
1. Southern Illinois	34	1. Indiana State	3	1. Bradley	4
2. Indiana State	35	Illinois State	3	2. Dallas Baptist	18
3. Bradley	36	Bradley	3	3. Indiana State	19
4. Dallas Baptist	44	4. Evansville	5	4. Illinois State	20
5. Evansville	51	5. Dallas Baptist	6	5. Southern Illinois	21
6. Missouri State	52	6. Southern Illinois	7	6. Missouri State	23
7. Valparaiso	57	Valparaiso	7	7. Evansville	25
8. Illinois State	63	8. Missouri State	14	8. Valparaiso	34
Wild pitches		Balks		Hit batters	
1. Valparaiso	47	1. Bradley	4	1. Missouri State	61
2. Southern Illinois	35	Indiana State	4	2. Valparaiso	42
3. Dallas Baptist	30	3. Missouri State	3	3. Dallas Baptist	27
4. Illinois State	25	Valparaiso	3	4. Evansville	22
5. Missouri State	23	5. Illinois State	2	Illinois State	22
6. Indiana State	22	Evansville	2	6. Southern Illinois	20
7. Bradley	20	Southern Illinois	2	7. Bradley	15
8. Evansville	15	8. Dallas Baptist	1	8. Indiana State	7

Intentional BB allowed

1. Illinois State	7
Bradley	7
3. Indiana State	5
4. Dallas Baptist	2
Valparaiso	2
Missouri State	2
7. Southern Illinois	1



Missouri Valley Conference  
MVC Fielding Leaders (as of Apr 08, 2019)  
(All games)



Hitting minimums - 1 Games  
Pitching minimums - 1 Games 1.0 IP/Game

Fielding pct		Chances		Putouts	
1. Evansville	.979	1. Illinois State	1146	1. Dallas Baptist	828
2. Indiana State	.978	2. Dallas Baptist	1135	2. Illinois State	813
3. Bradley	.973	3. Indiana State	1130	3. Missouri State	803
4. Illinois State	.972	4. Missouri State	1109	4. Indiana State	785
5. Dallas Baptist	.972	5. Southern Illinois	1040	5. Southern Illinois	755
6. Southern Illinois	.964	6. Bradley	995	6. Bradley	721
7. Valparaiso	.959	7. Evansville	943	7. Evansville	708
8. Missouri State	.958	8. Valparaiso	931	8. Valparaiso	686
Assists		Errors		Fielding double plays	
1. Indiana State	320	1. Missouri State	47	1. Indiana State	26
2. Illinois State	301	2. Valparaiso	38	2. Missouri State	25
3. Dallas Baptist	275	3. Southern Illinois	37	3. Illinois State	23
4. Missouri State	259	4. Dallas Baptist	32	4. Dallas Baptist	20
5. Southern Illinois	248	Illinois State	32	Bradley	20
6. Bradley	247	6. Bradley	27	6. Southern Illinois	18
7. Evansville	215	7. Indiana State	25	7. Valparaiso	15
8. Valparaiso	207	8. Evansville	20	8. Evansville	13
Stolen bases against		Caught stealing by		Steal attempts against	
1. Valparaiso	48	1. Southern Illinois	14	1. Missouri State	57
2. Missouri State	44	2. Missouri State	13	2. Valparaiso	56
3. Bradley	28	Indiana State	13	3. Southern Illinois	40
4. Southern Illinois	26	4. Illinois State	11	4. Bradley	39
5. Evansville	24	Bradley	11	5. Indiana State	35
6. Illinois State	23	6. Dallas Baptist	10	6. Illinois State	34
7. Indiana State	22	7. Valparaiso	8	7. Evansville	31
8. Dallas Baptist	18	8. Evansville	7	8. Dallas Baptist	28
Passed balls		Catchers interference			
1. Evansville	8	1. Southern Illinois	1		
Bradley	8	Evansville	1		
Southern Illinois	8				
4. Valparaiso	7				
5. Indiana State	5				
Illinois State	5				
7. Dallas Baptist	4				
8. Missouri State	1				



Missouri Valley Conference  
MVC Batting Leaders (as of Apr 08, 2019)  
(MVC games only)



Hitting minimums - 1 Games 2.0 AB/Game  
Pitching minimums - 1 Games 1.0 IP/Game

Batting avg		Slugging pct		On base pct	
1. Illinois State	.322	1. Illinois State	.542	1. Illinois State	.421
2. Bradley	.277	2. Dallas Baptist	.439	2. Bradley	.375
3. Dallas Baptist	.276	3. Missouri State	.410	3. Dallas Baptist	.358
4. Missouri State	.259	4. Bradley	.404	4. Indiana State	.358
5. Valparaiso	.249	5. Southern Illinois	.340	5. Missouri State	.358
6. Indiana State	.248	6. Valparaiso	.338	6. Evansville	.336
7. Southern Illinois	.237	7. Indiana State	.283	7. Southern Illinois	.321
8. Evansville	.202	8. Evansville	.258	8. Valparaiso	.309
Runs scored		Hits		Runs batted in	
1. Dallas Baptist	36	1. Missouri State	55	1. Dallas Baptist	33
2. Evansville	33	2. Dallas Baptist	54	2. Evansville	30
3. Missouri State	32	3. Valparaiso	50	3. Missouri State	27
4. Illinois State	27	4. Evansville	40	4. Illinois State	23
5. Indiana State	17	5. Illinois State	38	5. Indiana State	16
Valparaiso	17	6. Indiana State	28	6. Valparaiso	15
7. Southern Illinois	13	7. Bradley	26	7. Southern Illinois	11
8. Bradley	6	8. Southern Illinois	23	8. Bradley	6
Doubles		Triples		Home runs	
1. Dallas Baptist	18	1. Dallas Baptist	1	1. Missouri State	7
2. Illinois State	11	Indiana State	1	2. Illinois State	5
3. Missouri State	9	Missouri State	1	3. Dallas Baptist	4
Valparaiso	9	Evansville	1	4. Valparaiso	3
5. Southern Illinois	5	Southern Illinois	1	5. Bradley	2
6. Bradley	4	Bradley	1	Evansville	2
7. Evansville	3			7. Southern Illinois	1
8. Indiana State	2				
Total bases		Total plate appearances		At bats	
1. Missouri State	87	1. Missouri State	252	1. Missouri State	212
2. Dallas Baptist	86	2. Evansville	241	2. Valparaiso	201
3. Valparaiso	68	3. Dallas Baptist	227	3. Evansville	198
4. Illinois State	64	4. Valparaiso	224	4. Dallas Baptist	196
5. Evansville	51	5. Illinois State	141	5. Illinois State	118
6. Bradley	38	6. Indiana State	137	6. Indiana State	113
7. Southern Illinois	33	7. Bradley	116	7. Southern Illinois	97
8. Indiana State	32	8. Southern Illinois	109	8. Bradley	94
Walks		Hit by pitch		Strikeouts	
1. Evansville	30	1. Evansville	10	1. Missouri State	62
2. Dallas Baptist	27	2. Missouri State	6	2. Valparaiso	60
Missouri State	27	3. Indiana State	4	3. Evansville	40
4. Valparaiso	18	Illinois State	4	4. Dallas Baptist	38
5. Illinois State	17	5. Valparaiso	1	5. Southern Illinois	30
6. Indiana State	16	Southern Illinois	1	6. Bradley	29
7. Bradley	15	Bradley	1	7. Indiana State	25
8. Southern Illinois	11			Illinois State	25
Sac bunts		Sac flies		Stolen bases	
1. Missouri State	6	1. Dallas Baptist	3	1. Dallas Baptist	11
2. Bradley	4	Valparaiso	3	2. Missouri State	9
3. Evansville	3	3. Bradley	2	3. Southern Illinois	7
Indiana State	3	4. Indiana State	1	4. Evansville	6
5. Dallas Baptist	1	Illinois State	1	5. Illinois State	2
Valparaiso	1	Missouri State	1	Indiana State	2
Illinois State	1			7. Bradley	1
Caught stealing		Steal attempts		Grounded into DP	
1. Dallas Baptist	2	1. Dallas Baptist	13	1. Valparaiso	4
Valparaiso	2	2. Missouri State	10	2. Missouri State	3
3. Evansville	1	3. Southern Illinois	8	Southern Illinois	3
Bradley	1	4. Evansville	7	Illinois State	3
Missouri State	1	5. Valparaiso	2	Dallas Baptist	3
Southern Illinois	1	Bradley	2	6. Evansville	2
		Illinois State	2	Bradley	2
		Indiana State	2	Indiana State	2



Missouri Valley Conference  
MVC Pitching Leaders (as of Apr 08, 2019)  
(MVC games only)



Hitting minimums - 1 Games 2.0 AB/Game  
Pitching minimums - 1 Games 1.0 IP/Game

<b>Earned run avg</b>		<b>Opposing bat avg</b>		<b>Innings pitched</b>	
1. Indiana State	1.26	1. Bradley	.178	1. Missouri State	56.0
2. Bradley	2.67	2. Indiana State	.196	2. Evansville	54.0
3. Evansville	3.00	3. Dallas Baptist	.228	3. Dallas Baptist	52.0
4. Illinois State	3.81	4. Missouri State	.243	4. Valparaiso	51.0
5. Dallas Baptist	3.98	5. Evansville	.250	5. Indiana State	28.2
6. Missouri State	4.34	6. Illinois State	.267	6. Bradley	27.0
7. Valparaiso	6.71	7. Southern Illinois	.318	7. Southern Illinois	27.0
8. Southern Illinois	7.67	8. Valparaiso	.325	8. Illinois State	26.0
<b>Batters struck out</b>		<b>Batters SO out looking</b>		<b>Wins</b>	
1. Dallas Baptist	59	1. Missouri State	15	1. Evansville	5
2. Missouri State	55	2. Evansville	14	2. Missouri State	4
3. Evansville	54	3. Dallas Baptist	12	3. Dallas Baptist	4
4. Valparaiso	38	4. Valparaiso	9	4. Illinois State	2
5. Indiana State	34	5. Indiana State	9	5. Indiana State	1
6. Southern Illinois	28	6. Bradley	8	6. Valparaiso	1
7. Illinois State	22	7. Southern Illinois	4		
8. Bradley	19	8. Illinois State	3		
<b>Losses</b>		<b>Saves</b>		<b>Runners picked off</b>	
1. Valparaiso	5	1. Evansville	3	1. Evansville	4
2. Bradley	3	2. Missouri State	1	2. Missouri State	3
3. Dallas Baptist	2	3. Dallas Baptist	1	3. Illinois State	1
4. Southern Illinois	2	4. Valparaiso	1	4. Valparaiso	1
5. Indiana State	2				
6. Missouri State	1				
7. Illinois State	1				
8. Evansville	1				
<b>Sac bunts allowed</b>		<b>Sac flies allowed</b>		<b>Hits allowed</b>	
1. Evansville	4	1. Valparaiso	4	1. Bradley	18
2. Indiana State	4	2. Illinois State	2	2. Indiana State	20
3. Missouri State	3	3. Evansville	2	3. Illinois State	27
4. Valparaiso	2	4. Missouri State	1	4. Southern Illinois	35
5. Bradley	2	5. Dallas Baptist	1	5. Dallas Baptist	45
6. Southern Illinois	2	6. Southern Illinois	1	6. Evansville	49
7. Dallas Baptist	1			7. Missouri State	51
8. Illinois State	1			8. Valparaiso	69
<b>Runs allowed</b>		<b>Earned runs allowed</b>		<b>Walks allowed</b>	
1. Indiana State	7	1. Indiana State	4	1. Illinois State	6
2. Illinois State	11	2. Bradley	8	2. Bradley	11
3. Bradley	11	3. Illinois State	11	3. Indiana State	11
4. Evansville	18	4. Evansville	18	4. Southern Illinois	16
5. Southern Illinois	25	5. Dallas Baptist	23	5. Evansville	26
6. Dallas Baptist	28	6. Southern Illinois	23	6. Missouri State	27
7. Missouri State	30	7. Missouri State	27	7. Dallas Baptist	31
8. Valparaiso	51	8. Valparaiso	38	8. Valparaiso	33
<b>Doubles allowed</b>		<b>Triples allowed</b>		<b>Home runs allowed</b>	
1. Bradley	1	1. Bradley	0	1. Bradley	0
2. Illinois State	4	2. Illinois State	0	2. Indiana State	1
3. Southern Illinois	4	3. Valparaiso	0	3. Missouri State	1
4. Indiana State	5	4. Indiana State	0	4. Illinois State	2
5. Missouri State	7	5. Dallas Baptist	1	5. Dallas Baptist	3
6. Dallas Baptist	7	6. Southern Illinois	1	6. Evansville	5
7. Evansville	10	7. Missouri State	2	7. Southern Illinois	6
8. Valparaiso	23	8. Evansville	2	8. Valparaiso	6
<b>Wild pitches</b>		<b>Balks</b>		<b>Hit batters</b>	
1. Valparaiso	10	1. Dallas Baptist	1	1. Dallas Baptist	8
2. Southern Illinois	5			2. Missouri State	5
3. Dallas Baptist	5			3. Valparaiso	4
4. Missouri State	4			4. Indiana State	3
5. Indiana State	3			5. Southern Illinois	3
6. Evansville	2			6. Bradley	3
7. Bradley	1			7. Evansville	1
8. Illinois State	1				

Intentional BB allowed

1. Indiana State	3
2. Illinois State	1
Missouri State	1



Missouri Valley Conference  
MVC Fielding Leaders (as of Apr 08, 2019)  
(MVC games only)



Hitting minimums - 1 Games  
Pitching minimums - 1 Games 1.0 IP/Game

Fielding pct		Chances		Putouts	
1. Evansville	.990	1. Missouri State	225	1. Missouri State	168
2. Illinois State	.972	2. Dallas Baptist	209	2. Evansville	162
3. Southern Illinois	.972	3. Evansville	207	3. Dallas Baptist	156
4. Indiana State	.965	4. Valparaiso	206	4. Valparaiso	153
5. Dallas Baptist	.962	5. Indiana State	115	5. Indiana State	86
6. Missouri State	.960	6. Bradley	111	6. Southern Illinois	81
7. Valparaiso	.956	7. Illinois State	108	Bradley	81
8. Bradley	.955	8. Southern Illinois	107	8. Illinois State	78
Assists		Errors		Fielding double plays	
1. Missouri State	48	1. Missouri State	9	1. Valparaiso	7
2. Dallas Baptist	45	Valparaiso	9	2. Missouri State	6
3. Valparaiso	44	3. Dallas Baptist	8	3. Dallas Baptist	5
4. Evansville	43	4. Bradley	5	4. Evansville	3
5. Illinois State	27	5. Indiana State	4	Indiana State	3
6. Bradley	25	6. Southern Illinois	3	6. Southern Illinois	2
Indiana State	25	Illinois State	3	7. Illinois State	1
8. Southern Illinois	23	8. Evansville	2		
Stolen bases against		Caught stealing by		Steal attempts against	
1. Valparaiso	11	1. Illinois State	2	1. Valparaiso	12
2. Missouri State	9	Evansville	2	2. Missouri State	10
3. Southern Illinois	6	3. Southern Illinois	1	3. Southern Illinois	7
4. Bradley	5	Dallas Baptist	1	4. Evansville	5
5. Evansville	3	Missouri State	1	Bradley	5
Indiana State	3	Valparaiso	1	6. Indiana State	3
7. Dallas Baptist	1			7. Dallas Baptist	2
				Illinois State	2
Passed balls		Catchers interference			
1. Evansville	3				
2. Valparaiso	2				
Southern Illinois	2				
Indiana State	2				
5. Illinois State	1				
Bradley	1				



Missouri Valley Conference  
MVC Batting Leaders (as of Apr 08, 2019)  
(All games)



Hitting minimums - 1 Games 2.0 AB/Game  
Pitching minimums - 1 Games 1.0 IP/Game

Batting avg		Slugging pct		On base pct	
1. Shadid, Luke-BRAD	.388	1. Shadid, Luke-BRAD	.595	1. Libman, Jordan-ILS	.468
2. Aeilts, Joe-ILS	.361	2. Aeilts, Joe-ILS	.594	2. Rice, Keaton-BRAD	.467
3. Libman, Jordan-ILS	.353	3. Billinger, Blake-VALPO	.553	3. C. Dungan-INS	.441
4. Dent, Riley-VALPO	.348	4. Ball, Bryce-DBU	.518	4. Shadid, Luke-BRAD	.439
5. Garon, Jean-Francois-BRAD	.341	5. Bandy, Luke-DBU	.515	5. Reeder, Nate-UE	.439
6. Bandy, Luke-DBU	.340	6. Rave, John-ILS	.507	6. Bandy, Luke-DBU	.430
7. Reeder, Nate-UE	.337	7. Sandmann, Evan-DBU	.500	7. Rave, John-ILS	.429
8. Glenn, Jackson-DBU	.333	Reeder, Nate-UE	.500	8. Dent, Riley-VALPO	.422
9. Rave, John-ILS	.331	Boulware, Christian-DBU	.500	9. Aeilts, Joe-ILS	.420
10. M. Wright-INS	.326	10. Garon, Jean-Francois-BRAD	.494	10. M. Wright-INS	.420
11. Dawson, Chase-VALPO	.321	11. Iser, Herbert-DBU	.494	11. Vasic, Nikola-SIU	.416
12. Billinger, Blake-VALPO	.320	12. Glenn, Jackson-DBU	.488	12. Boulware, Christian-DBU	.415
13. Butler, Jack-ILS	.318	13. Dawson, Chase-VALPO	.488	13. J. Means-INS	.413
14. C. Dungan-INS	.315	14. C. Dungan-INS	.486	14. Shepherd, Craig-UE	.410
15. R. Enriquez-INS	.309	15. M. Wright-INS	.484	15. Glowenke, Jimmy-DBU	.408
Runs scored		Hits		Runs batted in	
1. Rave, John-ILS	32	1. Aeilts, Joe-ILS	48	1. Aeilts, Joe-ILS	28
2. Vasic, Nikola-SIU	30	2. Rave, John-ILS	45	2. Shadid, Luke-BRAD	26
3. Aeilts, Joe-ILS	29	Shadid, Luke-BRAD	45	Craig, Tanner-UE	26
4. Beilsmith, Troy-UE	28	4. Glenn, Jackson-DBU	43	4. Glenn, Jackson-DBU	24
Shadid, Luke-BRAD	28	5. Libman, Jordan-ILS	42	Sandmann, Evan-DBU	24
Glowenke, Jimmy-DBU	28	6. R. Enriquez-INS	38	Ball, Bryce-DBU	24
7. C. Dungan-INS	27	7. Butler, Joe-ILS	37	7. Borgstron, Danny-UE	23
8. Isaacson, Augie-DBU	25	8. C. Dungan-INS	35	Parola, Derek-ILS	23
9. Libman, Jordan-ILS	24	Reeder, Nate-UE	35	Walters, Ian-SIU	23
Butler, Joe-ILS	24	Bandy, Luke-DBU	35	10. Glowenke, Jimmy-DBU	22
R. Enriquez-INS	24	11. Parola, Derek-ILS	34	Reeder, Nate-UE	22
12. Reeder, Nate-UE	23	12. Glowenke, Jimmy-DBU	33	Shadid, Andy-BRAD	22
Sandmann, Evan-DBU	23	Billinger, Blake-VALPO	33	13. Libman, Jordan-ILS	21
14. 3 tied at.....	22	14. Borgstron, Danny-UE	32	14. 3 tied at.....	20
		15. 6 tied at.....	31		
Doubles		Triples		Home runs	
1. Glenn, Jackson-DBU	14	1. Dougherty, Brendan-BRAD	4	1. Ball, Bryce-DBU	7
2. Sandmann, Evan-DBU	10	2. Sandmann, Evan-DBU	3	Kotowski, D.-MSU	7
Glowenke, Jimmy-DBU	10	Hays, Tyson-ILS	3	3. Aeilts, Joe-ILS	6
4. Aeilts, Joe-ILS	9	Vasic, Nikola-SIU	3	Peterson, Gunner-ILS	6
Lyon, Alex-SIU	9	5. 12 tied at.....	2	5. Billinger, Blake-VALPO	5
Jones, Blayne-DBU	9			Shadid, Luke-BRAD	5
7. Libman, Jordan-ILS	8			Polak, J.-MSU	5
Rave, John-ILS	8			Geha, L.-MSU	5
Reeder, Nate-UE	8			9. Iser, Herbert-DBU	4
10. 12 tied at.....	7			C. Dungan-INS	4
				Rave, John-ILS	4
				Bandy, Luke-DBU	4
				Shaikin, Sam-VALPO	4
				Fritz, A.J.-UE	4
				Boulware, Christian-DBU	4
Total bases		Walks		Hit by pitch	
1. Aeilts, Joe-ILS	79	1. Libman, Jordan-ILS	28	1. Beilsmith, Troy-UE	13
2. Rave, John-ILS	69	2. Jones, Blayne-DBU	22	2. Komonsky, Ben-UE	10
Shadid, Luke-BRAD	69	Rice, Keaton-BRAD	22	3. J. Means-INS	9
4. Glenn, Jackson-DBU	63	4. Ball, Bryce-DBU	21	Glowenke, Jimmy-DBU	9
5. Ball, Bryce-DBU	59	Rave, John-ILS	21	5. Walters, Ian-SIU	8
6. Billinger, Blake-VALPO	57	C. Dungan-INS	21	Reeder, Nate-UE	8
7. Sandmann, Evan-DBU	56	7. Shepherd, Craig-UE	20	Jones, Matthew-UE	8
8. C. Dungan-INS	54	8. Vasic, Nikola-SIU	19	R. Enriquez-INS	8
9. Bandy, Luke-DBU	53	9. Glowenke, Jimmy-DBU	18	9. Whetstone, B.-MSU	7
Libman, Jordan-ILS	53	Bolt, Dan-BRAD	18	Geha, L.-MSU	7
11. Glowenke, Jimmy-DBU	52	11. Fritz, A.J.-UE	17	11. M. Wright-INS	6
Reeder, Nate-UE	52	12. Geha, L.-MSU	16	12. 5 tied at.....	5
13. Jones, Blayne-DBU	51	Whetstone, B.-MSU	16		
14. R. Enriquez-INS	50	Millas, D.-MSU	16		
15. Shadid, Andy-BRAD	48	15. 3 tied at.....	15		

Sac bunts	
1. Shadid, Andy-BRAD	5
Huggins, Aidan-ILS	5
3. Shepherd, Craig-UE	4
Beilsmith, Troy-UE	4
C. Dungan-INS	4
McMurray, Nick-BRAD	4
Geha, L.-MSU	4
L. Fegen-INS	4
J. Watkins-INS	4
10. M. Wright-INS	3
Butler, Jack-ILS	3
Dougherty, Brendan-BRAD	3
Garon, Jean-Francois-BRAD	3
14. 13 tied at.....	2

Sac flies	
1. Walters, Ian-SIU	7
2. Libman, Jordan-ILS	5
3. Dawson, Chase-VALPO	4
Butkiewicz, Colin-SIU	4
Ball, Bryce-DBU	4
6. Shadid, Luke-BRAD	3
L. Fegen-INS	3
Rawlinson, Eli-BRAD	3
9. 14 tied at.....	2

Stolen bases	
1. Isaacson, Augie-DBU	16
2. LaRue, Will-SIU	15
3. Vasic, Nikola-SIU	14
4. Fugitt, Addison-SIU	13
5. Walters, Ian-SIU	11
6. Geha, L.-MSU	10
7. Aeilts, Joe-ILS	9
8. Troyer, Sam-UE	8
Parola, Derek-ILS	8
10. Rave, John-ILS	7
Butler, Joe-ILS	7
Shadid, Andy-BRAD	7
Lyon, Alex-SIU	7
Hudson, Brad-SIU	7
15. 5 tied at.....	6

Total plate appearances	
1. Rave, John-ILS	161
2. Parola, Derek-ILS	155
3. Libman, Jordan-ILS	154
4. Aeilts, Joe-ILS	152
5. Glownke, Jimmy-DBU	147
6. Glenn, Jackson-DBU	146
7. Butler, Joe-ILS	144
8. C. Dungan-INS	140
Ball, Bryce-DBU	140
10. R. Enriquez-INS	139
11. Geha, L.-MSU	135
12. Privitera, J.-MSU	134
Shadid, Luke-BRAD	134
14. Whetstone, B.-MSU	133
15. Jones, Blayne-DBU	132

At bats	
1. Parola, Derek-ILS	141
2. Rave, John-ILS	136
3. Aeilts, Joe-ILS	133
4. Glenn, Jackson-DBU	129
5. Butler, Joe-ILS	127
6. R. Enriquez-INS	123
7. Privitera, J.-MSU	119
Glownke, Jimmy-DBU	119
Libman, Jordan-ILS	119
10. Shadid, Luke-BRAD	116
11. Polak, J.-MSU	114
Ball, Bryce-DBU	114
13. Sandmann, Evan-DBU	112
14. C. Dungan-INS	111
J. Watkins-INS	111

Steal attempts	
1. Vasic, Nikola-SIU	18
2. Isaacson, Augie-DBU	17
3. LaRue, Will-SIU	16
4. Fugitt, Addison-SIU	14
5. Walters, Ian-SIU	12
6. Parola, Derek-ILS	11
7. Geha, L.-MSU	10
Aeilts, Joe-ILS	10
Hudson, Brad-SIU	10
10. Troyer, Sam-UE	9
Beilsmith, Troy-UE	9
Lyon, Alex-SIU	9
Butler, Joe-ILS	9
Shadid, Andy-BRAD	9
Shadid, Luke-BRAD	9

Strikeouts	
1. Polak, J.-MSU	43
2. Geha, L.-MSU	40
3. Craig, Tanner-UE	36
4. Millas, D.-MSU	34
5. Shaikin, Sam-VALPO	32
Rave, John-ILS	32
Rawlinson, Eli-BRAD	32
8. Bolt, Dan-BRAD	31
Jones, Blayne-DBU	31
Billinger, Blake-VALPO	31
11. Huggins, Aidan-ILS	30
Epps, Grey-SIU	30
Aeilts, Joe-ILS	30
14. 4 tied at.....	29

Caught stealing	
1. Shadid, Luke-BRAD	4
Vasic, Nikola-SIU	4
3. Hudson, Brad-SIU	3
Dent, Riley-VALPO	3
Beilsmith, Troy-UE	3
Fritz, A.J.-UE	3
Parola, Derek-ILS	3
8. 17 tied at.....	2

Grounded into DP	
1. Butler, Joe-ILS	5
Dougherty, Brendan-BRAD	5
3. Huggins, Aidan-ILS	4
R. Enriquez-INS	4
Libman, Jordan-ILS	4
6. Shaikin, Sam-VALPO	3
Clayton, C.-MSU	3
Jones, Blayne-DBU	3
J. Watkins-INS	3
Jones, Brent-VALPO	3
Whetstone, B.-MSU	3
12. 21 tied at.....	2



Missouri Valley Conference  
MVC Pitching Leaders (as of Apr 08, 2019)  
(All games)



Hitting minimums - 1 Games 2.0 AB/Game  
Pitching minimums - 1 Games 1.0 IP/Game

Earned run avg		Opposing bat avg		Innings pitched	
1. Cook, Cole-BRAD	1.23	1. Johnson, MD-DBU	.168	1. T. Polley-INS	53.2
2. Janssen, Mitch-BRAD	1.47	2. Sechler,C.-MSU	.178	2. Johnson, MD-DBU	49.2
3. T. Polley-INS	1.68	3. T. Polley-INS	.184	3. Martinson, Jordan-DBU	49.0
4. T. Whitbread-INS	1.79	4. Liberatore-INS	.190	Tieman, Jon-VALPO	49.0
5. Johnson, MD-DBU	1.81	5. Gosswein, Brooks-BRAD	.193	5. Croner, Nathan-UE	48.0
6. Sechler,C.-MSU	1.99	6. Janssen, Mitch-BRAD	.194	6. Liberatore-INS	47.0
7. Martinson, Jordan-DBU	2.20	7. Lukas, Adam-UE	.217	7. Givens, Dylan-SIU	46.2
8. Wicklund, Brett-ILS	2.25	8. Harrison, Brad-SIU	.217	8. Lindgren, Jeff-ILS	43.2
9. Moscot, Jed-BRAD	2.43	9. Cook, Cole-BRAD	.219	9. Lukas, Adam-UE	43.1
10. Gosswein, Brooks-BRAD	2.45	10. Moscot, Jed-BRAD	.219	10. Wiley,L.-MSU	42.1
11. Liberatore-INS	2.49	11. T. Whitbread-INS	.219	11. Headrick, Brent-ILS	42.0
12. Gray, Shane-UE	3.10	12. Martinson, Jordan-DBU	.220	12. T. Whitbread-INS	40.1
13. Harrison, Brad-SIU	3.25	13. Croner, Nathan-UE	.233	Gosswein, Brooks-BRAD	40.1
14. Croner, Nathan-UE	3.38	14. Wicklund, Brett-ILS	.238	14. Janssen, Mitch-BRAD	36.2
15. Lund, Sam-BRAD	4.06	15. Lund, Sam-BRAD	.246	Cook, Cole-BRAD	36.2
Batters struck out		Batters SO out looking		Wins	
1. Johnson, MD-DBU	60	1. Martinson, Jordan-DBU	15	1. Liberatore-INS	5
2. Martinson, Jordan-DBU	57	Johnson, MD-DBU	15	Martinson, Jordan-DBU	5
3. Lukas, Adam-UE	52	3. Headrick, Brent-ILS	14	T. Whitbread-INS	5
4. Headrick, Brent-ILS	46	Gosswein, Brooks-BRAD	14	Croner, Nathan-UE	5
5. Tieman, Jon-VALPO	41	5. Fields, Colin-VALPO	13	5. T. Polley-INS	4
Walker, Matt-ILS	41	Juenger,H.-MSU	13	Bayless, Jarod-DBU	4
7. Croner, Nathan-UE	40	7. Tieman, Jon-VALPO	12	Johnson, MD-DBU	4
T. Polley-INS	40	Johnson, Colton-ILS	12	Lukas, Adam-UE	4
9. Fields, Colin-VALPO	39	Croner, Nathan-UE	12	9. 8 tied at.....	3
Sechler,C.-MSU	39	Weigand, Alex-UE	12		
11. Carraway, Burl-DBU	38	Liberatore-INS	12		
12. Liberatore-INS	35	12. Lukas, Adam-UE	11		
Gosswein, Brooks-BRAD	35	Thomazin,L.-MSU	11		
Lindgren, Jeff-ILS	35	Moscot, Jed-BRAD	11		
Wiley,L.-MSU	35	15. 6 tied at.....	10		
Saves		Appearances		Games started	
1. McDaniel, Trey-SIU	8	1. Kechely, Kragen-DBU	17	1. T. Polley-INS	8
2. Beer, Allan-BRAD	6	2. Carraway, Burl-DBU	16	Croner, Nathan-UE	8
3. Allinger, Austin-UE	5	J. Ridgway-INS	16	Martinson, Jordan-DBU	8
T. Grauer-INS	5	4. Hines, MacGregor-DBU	14	Johnson, MD-DBU	8
Gilmore, Jacob-ILS	5	Bayless, Jarod-DBU	14	Liberatore-INS	8
6. J. Ridgway-INS	4	McDaniel, Trey-SIU	14	Headrick, Brent-ILS	8
T. Ward-INS	4	7. Johnson, Colton-ILS	13	Lukas, Adam-UE	8
Parks, Michael-UE	4	Sechler,C.-MSU	13	Tieman, Jon-VALPO	8
9. Kechely, Kragen-DBU	3	Anderson, Jack-ILS	13	Walker, Matt-ILS	8
Sechler,C.-MSU	3	10. Hammel, Jarrett-VALPO	12	Wiley,L.-MSU	8
11. McMahill, Jake-UE	2	Parks, Michael-UE	12	Givens, Dylan-SIU	8
Rhodehouse, Easton-VALPO	2	Rhodehouse, Easton-VALPO	12	Lindgren, Jeff-ILS	8
Hines, MacGregor-DBU	2	13. 11 tied at.....	11	Lund, Sam-BRAD	8
Quigley, Montana-VALPO	2			Janssen, Mitch-BRAD	8
15. 5 tied at.....	1			15. 3 tied at.....	7
Games finished		Games in relief		Sac bunts allowed	
1. McDaniel, Trey-SIU	14	1. Kechely, Kragen-DBU	16	1. T. Polley-INS	6
2. Gilmore, Jacob-ILS	11	Carraway, Burl-DBU	16	2. Walker, Matt-ILS	5
3. Sechler,C.-MSU	10	J. Ridgway-INS	16	3. Cruikshank,B-MSU	4
T. Grauer-INS	10	4. Bayless, Jarod-DBU	14	Begner, Blake-SIU	4
Beer, Allan-BRAD	10	McDaniel, Trey-SIU	14	Lindgren, Jeff-ILS	4
6. T. Ward-INS	8	6. Anderson, Jack-ILS	13	Wiley,L.-MSU	4
Hines, MacGregor-DBU	8	Sechler,C.-MSU	13	Schwab,D.-MSU	4
Allinger, Austin-UE	8	Hines, MacGregor-DBU	13	Givens, Dylan-SIU	4
9. Parks, Michael-UE	7	9. Parks, Michael-UE	12	Fields, Colin-VALPO	4
10. Rhodehouse, Easton-VALPO	6	Hammel, Jarrett-VALPO	12	Martinson, Jordan-DBU	4
Peplow, Connor-ILS	6	Rhodehouse, Easton-VALPO	12	11. 9 tied at.....	3
J. Ridgway-INS	6	12. 9 tied at.....	11		
13. 4 tied at.....	5				

Sac flies allowed		
1. Kornacker, Michael-VALPO	5	
Wthrspoon,N.-MSU	5	
3. Tieman, Jon-VALPO	4	
Lindgren, Jeff-ILS	4	
Thomazin,L.-MSU	4	
6. Towns, Parker-DBU	3	
Lund, Sam-BRAD	3	
Sechler,C.-MSU	3	
9. 12 tied at.....	2	

Losses		
1. Tieman, Jon-VALPO	5	
Wiley,L.-MSU	5	
Walker, Matt-ILS	5	
4. Kornacker, Michael-VALPO	4	
5. Schwab,D.-MSU	3	
Begner, Blake-SIU	3	
Fields, Colin-VALPO	3	
Givens, Dylan-SIU	3	
Headrick, Brent-ILS	3	
Hammel, Jarrett-VALPO	3	
Thomazin,L.-MSU	3	
Weigand, Alex-UE	3	
Kechely, Kragen-DBU	3	
Lund, Sam-BRAD	3	
15. 12 tied at.....	2	

Runners picked off		
1. Schwab,D.-MSU	2	
Lukas, Adam-UE	2	
Geha,L.-MSU	2	
Thomazin,L.-MSU	2	
Walker, Matt-ILS	2	
Martinson, Jordan-DBU	2	
Rice, Keaton-BRAD	2	
Wiley,L.-MSU	2	
Headrick, Brent-ILS	2	
10. 10 tied at.....	1	

Wild pitches		
1. Fields, Colin-VALPO	9	
Mitson, Corey-SIU	9	
3. Tieman, Jon-VALPO	8	
4. Johnson, MD-DBU	6	
Givens, Dylan-SIU	6	
Jarecki, Jim-VALPO	6	
T. Polley-INS	6	
8. 10 tied at.....	5	

Balks		
1. Schwab,D.-MSU	2	
2. 19 tied at.....	1	

Hit batters		
1. Thomazin,L.-MSU	13	
2. Kornacker, Michael-VALPO	12	
3. Wiley,L.-MSU	8	
4. Gosswein, Brooks-BRAD	6	
Wthrspoon,N.-MSU	6	
Fricke, Zach-VALPO	6	
Lochner,J.-MSU	6	
8. Schmidt,N.-MSU	5	
Croner, Nathan-UE	5	
Mommersteeg, Michael-VALP	5	
Kechely, Kragen-DBU	5	
Barnes,F.-MSU	5	
13. 8 tied at.....	4	

Intentional BB allowed		
1. Gilmore, Jacob-ILS	3	
2. Vogrin, Mitch-ILS	2	
3. 21 tied at.....	1	

Hits allowed		
1. Sechler,C.-MSU	19	
2. Moscot, Jed-BRAD	23	
3. Janssen, Mitch-BRAD	26	
4. Gosswein, Brooks-BRAD	27	
5. Gray, Shane-UE	28	
Cook, Cole-BRAD	28	
7. Johnson, MD-DBU	29	
Wicklund, Brett-ILS	29	
Lund, Sam-BRAD	29	
10. Harrison, Brad-SIU	30	
11. Liberatore-INS	31	
12. T. Polley-INS	33	
13. T. Whitbread-INS	34	
Lukas, Adam-UE	34	
15. Hiser, Mason-SIU	36	

Runs allowed		
1. Cook, Cole-BRAD	5	
2. Janssen, Mitch-BRAD	8	
Sechler,C.-MSU	8	
4. T. Whitbread-INS	9	
5. Wicklund, Brett-ILS	10	
6. Gray, Shane-UE	11	
7. Martinson, Jordan-DBU	12	
8. Moscot, Jed-BRAD	13	
9. Liberatore-INS	14	
Johnson, MD-DBU	14	
11. Gosswein, Brooks-BRAD	15	
Harrison, Brad-SIU	15	
T. Polley-INS	15	
14. Hiser, Mason-SIU	16	
15. Lund, Sam-BRAD	18	

Earned runs allowed		
1. Cook, Cole-BRAD	5	
2. Janssen, Mitch-BRAD	6	
3. Sechler,C.-MSU	7	
4. T. Whitbread-INS	8	
Wicklund, Brett-ILS	8	
Moscot, Jed-BRAD	8	
7. Johnson, MD-DBU	10	
T. Polley-INS	10	
Gray, Shane-UE	10	
10. Gosswein, Brooks-BRAD	11	
11. Martinson, Jordan-DBU	12	
12. Harrison, Brad-SIU	13	
Liberatore-INS	13	
14. Hiser, Mason-SIU	14	
Lund, Sam-BRAD	14	

Walks allowed		
1. Wicklund, Brett-ILS	2	
2. Hiser, Mason-SIU	4	
3. T. Whitbread-INS	7	
4. Wiley,L.-MSU	8	
5. Lund, Sam-BRAD	9	
6. Gray, Shane-UE	10	
Weigand, Alex-UE	10	
Cook, Cole-BRAD	10	
Harrison, Brad-SIU	10	
10. Johnson, MD-DBU	11	
Begner, Blake-SIU	11	
12. Headrick, Brent-ILS	12	
13. Moscot, Jed-BRAD	13	
14. Martinson, Jordan-DBU	14	
Liberatore-INS	14	

Doubles allowed		
1. Sechler,C.-MSU	1	
2. Gosswein, Brooks-BRAD	2	
3. Walker, Matt-ILS	4	
T. Polley-INS	4	
Wicklund, Brett-ILS	4	
Johnson, MD-DBU	4	
Hiser, Mason-SIU	4	
Lund, Sam-BRAD	4	
9. Begner, Blake-SIU	5	
Harrison, Brad-SIU	5	
T. Whitbread-INS	5	
12. Gray, Shane-UE	6	
Lukas, Adam-UE	6	
14. Janssen, Mitch-BRAD	7	
15. Croner, Nathan-UE	8	

**Triples allowed**

1. Headrick, Brent-ILS	0
Martinson, Jordan-DBU	0
Fields, Colin-VALPO	0
Liberatore-INS	0
Moscot, Jed-BRAD	0
Sechler, C.-MSU	0
Lukas, Adam-UE	0
Gray, Shane-UE	0
T. Whitbread-INS	0
Gosswein, Brooks-BRAD	0
Lund, Sam-BRAD	0
Walker, Matt-ILS	0
T. Polley-INS	0
Wicklund, Brett-ILS	0
15. Johnson, MD-DBU	1

**Home runs allowed**

1. Cook, Cole-BRAD	0
Janssen, Mitch-BRAD	0
Wicklund, Brett-ILS	0
4. Sechler, C.-MSU	1
Gosswein, Brooks-BRAD	1
Lund, Sam-BRAD	1
Begner, Blake-SIU	1
8. Gray, Shane-UE	2
Johnson, MD-DBU	2
Moscot, Jed-BRAD	2
Givens, Dylan-SIU	2
Lindgren, Jeff-ILS	2
Weigand, Alex-UE	2
14. Hiser, Mason-SIU	3
Martinson, Jordan-DBU	3



Missouri Valley Conference  
MVC Fielding Leaders (as of Apr 08, 2019)  
(All games)



Hitting minimums - 1 Games  
Pitching minimums - 1 Games 1.0 IP/Game

<b>Fielding pct</b>		<b>Chances</b>		<b>Putouts</b>	
1. Craig, Tanner-UE	1.000	1. Ball, Bryce-DBU	244	1. Ball, Bryce-DBU	228
Komonsky, Ben-UE	1.000	2. Whetstone, B.-MSU	236	2. Whetstone, B.-MSU	221
Hays, Tyson-ILS	1.000	3. M. Wright-INS	229	3. M. Wright-INS	194
J. Boyle-INS	1.000	4. Iser, Herbert-DBU	213	4. Iser, Herbert-DBU	188
Butkiewicz, Colin-SIU	1.000	5. Craig, Tanner-UE	197	5. Craig, Tanner-UE	187
O'Brien, Connor-BRAD	1.000	6. Rice, Keaton-BRAD	188	6. Komonsky, Ben-UE	173
Zouras, Nick-ILS	1.000	7. Komonsky, Ben-UE	184	7. Rice, Keaton-BRAD	171
Anderson, Nic-BRAD	1.000	8. Hays, Tyson-ILS	173	8. Hays, Tyson-ILS	156
Hutchinson, Ryan-ILS	1.000	9. Geha, L.-MSU	168	9. J. Boyle-INS	155
L. Fegen-INS	1.000	J. Boyle-INS	168	10. Weber, J.T.-SIU	152
R. Enriquez-INS	1.000	11. Millas, D.-MSU	165	Millas, D.-MSU	152
H. Lewis-INS	1.000	12. Weber, J.T.-SIU	161	12. Geha, L.-MSU	142
Dougherty, Brendan-BRAD	1.000	13. Butler, Jack-ILS	147	13. Butler, Jack-ILS	136
Shadid, Andy-BRAD	1.000	14. C. Dungan-INS	145	14. Butkiewicz, Colin-SIU	107
Reeder, Nate-UE	1.000	15. Jones, Brent-VALPO	139	15. Jones, Brent-VALPO	106
<b>Assists</b>		<b>Fielding double plays</b>		<b>Passed balls</b>	
1. C. Dungan-INS	87	1. Whetstone, B.-MSU	23	1. Rice, Keaton-BRAD	6
2. Parola, Derek-ILS	76	2. J. Watkins-INS	20	2. M. Wright-INS	5
3. Glowenke, Jimmy-DBU	75	Huggins, Aidan-ILS	20	Komonsky, Ben-UE	5
J. Watkins-INS	75	4. Ball, Bryce-DBU	19	Kapers, Jake-VALPO	5
5. Huggins, Aidan-ILS	72	5. C. Dungan-INS	17	5. Butkiewicz, Colin-SIU	4
6. Shadid, Luke-BRAD	69	Jones, Blayne-DBU	17	6. Iser, Herbert-DBU	3
7. Vasic, Nikola-SIU	68	Glowenke, Jimmy-DBU	17	Ulick, Austin-SIU	3
8. Jones, Blayne-DBU	65	J. Boyle-INS	17	Hays, Tyson-ILS	3
9. Shepherd, Craig-UE	59	Privitera, J.-MSU	17	Vesecky, Jacob-UE	3
10. Privitera, J.-MSU	57	10. Parola, Derek-ILS	16	10. Antos, Kyle-BRAD	2
Epps, Grey-SIU	57	Hull, M.-MSU	16	Zouras, Nick-ILS	2
Shaikin, Sam-VALPO	57	12. Vasic, Nikola-SIU	14	Barczi, Christian-VALPO	2
J. Means-INS	57	13. Weber, J.T.-SIU	13	13. Boulware, Christian-DBU	1
14. Hull, M.-MSU	53	14. Shadid, Luke-BRAD	12	McMahan, Aiden-SIU	1
Glenn, Jackson-DBU	53	15. Butler, Jack-ILS	11	Geha, L.-MSU	1
<b>Catchers interference</b>		<b>Steal attempts against</b>		<b>Stolen bases against</b>	
1. McMahan, Aiden-SIU	1	1. M. Wright-INS	33	1. Millas, D.-MSU	25
Vesecky, Jacob-UE	1	2. Rice, Keaton-BRAD	31	2. Kapers, Jake-VALPO	22
		3. Millas, D.-MSU	30	Rice, Keaton-BRAD	22
		4. Kapers, Jake-VALPO	26	4. M. Wright-INS	21
		5. Geha, L.-MSU	24	5. Komonsky, Ben-UE	18
		6. Hays, Tyson-ILS	22	Geha, L.-MSU	18
		7. Komonsky, Ben-UE	19	7. Hays, Tyson-ILS	17
		8. Butkiewicz, Colin-SIU	18	8. Baker, Louie-VALPO	15
		9. Iser, Herbert-DBU	17	9. Iser, Herbert-DBU	14
		10. Baker, Louie-VALPO	15	Butkiewicz, Colin-SIU	14
		Barczi, Christian-VALPO	15	11. Barczi, Christian-VALPO	11
		12. Ulick, Austin-SIU	13	12. Ulick, Austin-SIU	9
		13. Begner, Blake-SIU	11	13. Fields, Colin-VALPO	8
		14. Lukas, Adam-UE	10	14. 8 tied at.....	7
		Fields, Colin-VALPO	10		
<b>Caught stealing by</b>		<b>Errors</b>			
1. M. Wright-INS	12	1. C. Dungan-INS	13		
2. Rice, Keaton-BRAD	9	2. Shadid, Luke-BRAD	10		
3. T. Polley-INS	6	Glenn, Jackson-DBU	10		
Geha, L.-MSU	6	4. Epps, Grey-SIU	9		
5. Hays, Tyson-ILS	5	Hull, M.-MSU	9		
Walker, Matt-ILS	5	Aeilts, Joe-ILS	9		
Millas, D.-MSU	5	7. Walters, Ian-SIU	8		
8. Butkiewicz, Colin-SIU	4	Polak, J.-MSU	8		
McMahan, Aiden-SIU	4	9. Vasic, Nikola-SIU	7		
Moscot, Jed-BRAD	4	Jones, Brent-VALPO	7		
Barczi, Christian-VALPO	4	11. Geha, L.-MSU	6		
Begner, Blake-SIU	4	J. Watkins-INS	6		
Kapers, Jake-VALPO	4	13. 4 tied at.....	5		
Ulick, Austin-SIU	4				
15. 8 tied at.....	3				



Missouri Valley Conference  
MVC Batting Leaders (as of Apr 08, 2019)  
(MVC games only)



Hitting minimums - 1 Games 2.0 AB/Game  
Pitching minimums - 1 Games 1.0 IP/Game

<b>Batting avg</b>		<b>Slugging pct</b>		<b>On base pct</b>	
1. Butler, Jack-ILS	.545	1. Kotowski, D.-MSU	.947	1. Rice, Keaton-BRAD	.750
2. O'Brien, Connor-BRAD	.500	2. Lyon, Alex-SIU	.875	2. Butler, Joe-ILS	.688
Bandy, Luke-DBU	.500	3. Bandy, Luke-DBU	.833	3. Lyon, Alex-SIU	.667
Butler, Joe-ILS	.500	4. Aeilts, Joe-ILS	.813	4. Dougherty, Brendan-BRAD	.643
Lyon, Alex-SIU	.500	5. Polak, J.-MSU	.810	5. Butler, Jack-ILS	.615
Rice, Keaton-BRAD	.500	6. Garon, Jean-Francois-BRAD	.786	6. Walters, Ian-SIU	.538
7. Dougherty, Brendan-BRAD	.444	7. Rave, John-ILS	.765	7. Bandy, Luke-DBU	.533
8. Jones, Blayne-DBU	.429	8. Butler, Joe-ILS	.700	8. Kotowski, D.-MSU	.522
Garon, Jean-Francois-BRAD	.429	9. Jones, Blayne-DBU	.667	9. Jones, Blayne-DBU	.520
10. Kotowski, D.-MSU	.421	10. Butler, Jack-ILS	.636	10. Polak, J.-MSU	.500
11. Walters, Ian-SIU	.400	11. Dawson, Chase-VALPO	.619	O'Brien, Connor-BRAD	.500
12. Dent, Riley-VALPO	.391	12. Walters, Ian-SIU	.600	C. Dungan-INS	.500
Duffy, J.-MSU	.391	13. Billinger, Blake-VALPO	.591	13. J. Means-INS	.471
14. Vasic, Nikola-SIU	.385	14. Dougherty, Brendan-BRAD	.556	14. Boulware, Christian-DBU	.467
Boulware, Christian-DBU	.385	15. Glenn, Jackson-DBU	.545	15. Billinger, Blake-VALPO	.462
<b>Runs scored</b>		<b>Hits</b>		<b>Runs batted in</b>	
1. Isaacson, Augie-DBU	8	1. Craig, Tanner-UE	9	1. Polak, J.-MSU	8
2. Beilsmith, Troy-UE	7	Dent, Riley-VALPO	9	Craig, Tanner-UE	8
Jones, Blayne-DBU	7	Duffy, J.-MSU	9	3. Glenn, Jackson-DBU	7
Shepherd, Craig-UE	7	Jones, Blayne-DBU	9	4. Beilsmith, Troy-UE	5
5. Shaikin, Sam-VALPO	6	5. Isaacson, Augie-DBU	8	Lyon, Alex-SIU	5
6. Troyer, Sam-UE	5	Fitzsimmons, Steven-VALPO	8	Aeilts, Joe-ILS	5
Aeilts, Joe-ILS	5	Billinger, Blake-VALPO	8	Rave, John-ILS	5
Kotowski, D.-MSU	5	Polak, J.-MSU	8	Bandy, Luke-DBU	5
Rave, John-ILS	5	Dawson, Chase-VALPO	8	9. 9 tied at.....	4
Privitera, J.-MSU	5	Kotowski, D.-MSU	8		
11. 10 tied at.....	4	11. Reeder, Nate-UE	7		
		Whetstone, B.-MSU	7		
		Glenn, Jackson-DBU	7		
		14. 9 tied at.....	6		
<b>Doubles</b>		<b>Triples</b>		<b>Home runs</b>	
1. Aeilts, Joe-ILS	4	1. Walters, Ian-SIU	1	1. Polak, J.-MSU	3
Isaacson, Augie-DBU	4	Shadid, Luke-BRAD	1	Kotowski, D.-MSU	3
3. Lyon, Alex-SIU	3	Borgstron, Danny-UE	1	3. Rave, John-ILS	2
Sandmann, Evan-DBU	3	Clayton, C.-MSU	1	4. 16 tied at.....	1
5. 13 tied at.....	2	Vansau, Hunter-DBU	1		
		C. Huntley-INS	1		
<b>Total bases</b>		<b>Walks</b>		<b>Hit by pitch</b>	
1. Kotowski, D.-MSU	18	1. Shepherd, Craig-UE	7	1. Komonsky, Ben-UE	4
2. Polak, J.-MSU	17	2. Fritz, A.J.-UE	6	2. Jones, Matthew-UE	3
3. Jones, Blayne-DBU	14	Rice, Keaton-BRAD	6	3. Parola, Derek-ILS	2
4. Aeilts, Joe-ILS	13	4. C. Dungan-INS	5	Butler, Joe-ILS	2
Billinger, Blake-VALPO	13	Polak, J.-MSU	5	Geha, L.-MSU	2
Dawson, Chase-VALPO	13	Dougherty, Brendan-BRAD	5	Reeder, Nate-UE	2
Rave, John-ILS	13	7. Millas, D.-MSU	4	7. 12 tied at.....	1
8. Isaacson, Augie-DBU	12	J. Means-INS	4		
Glenn, Jackson-DBU	12	Lyon, Alex-SIU	4		
10. Duffy, J.-MSU	11	Troyer, Sam-UE	4		
Glowneke, Jimmy-DBU	11	Kotowski, D.-MSU	4		
Garon, Jean-Francois-BRAD	11	Glowneke, Jimmy-DBU	4		
13. Bandy, Luke-DBU	10	Jones, Blayne-DBU	4		
Craig, Tanner-UE	10	Butler, Joe-ILS	4		
Fitzsimmons, Steven-VALPO	10	15. 10 tied at.....	3		

Sac bunts	
1. Duffy, J.-MSU	2
Geha, L.-MSU	2
3. 15 tied at.....	1

Sac flies	
1. Kapers, Jake-VALPO	1
Shadid, Luke-BRAD	1
J. Watkins-INS	1
Dent, Riley-VALPO	1
Libman, Jordan-ILS	1
Bandy, Luke-DBU	1
Glenn, Jackson-DBU	1
Shadid, Andy-BRAD	1
Millas, D.-MSU	1
Dawson, Chase-VALPO	1
Glowenke, Jimmy-DBU	1

Stolen bases	
1. Geha, L.-MSU	5
2. Fugitt, Addison-SIU	4
3. Jones, Blayne-DBU	3
Isaacson, Augie-DBU	3
Troyer, Sam-UE	3
6. Beilsmith, Troy-UE	2
Privitera, J.-MSU	2
Herron, A.-MSU	2
Boulware, Christian-DBU	2
10. 12 tied at.....	1

Total plate appearances	
1. Beilsmith, Troy-UE	29
Shepherd, Craig-UE	29
Millas, D.-MSU	29
Geha, L.-MSU	29
5. Glowenke, Jimmy-DBU	28
Reeder, Nate-UE	28
Craig, Tanner-UE	28
8. Whetstone, B.-MSU	27
Privitera, J.-MSU	27
Shaikin, Sam-VALPO	27
Duffy, J.-MSU	27
12. 8 tied at.....	26

At bats	
1. Craig, Tanner-UE	26
Beilsmith, Troy-UE	26
3. Reeder, Nate-UE	25
4. Privitera, J.-MSU	24
Borgstron, Danny-UE	24
Whetstone, B.-MSU	24
Shaikin, Sam-VALPO	24
8. Millas, D.-MSU	23
Glowenke, Jimmy-DBU	23
Dent, Riley-VALPO	23
Duffy, J.-MSU	23
Jones, Brent-VALPO	23
Fitzsimmons, Steven-VALPO	23
Ball, Bryce-DBU	23
Isaacson, Augie-DBU	23

Steal attempts	
1. Geha, L.-MSU	5
2. Fugitt, Addison-SIU	4
3. Herron, A.-MSU	3
Isaacson, Augie-DBU	3
Boulware, Christian-DBU	3
Jones, Blayne-DBU	3
Troyer, Sam-UE	3
8. Beilsmith, Troy-UE	2
Sandmann, Evan-DBU	2
Privitera, J.-MSU	2
11. 16 tied at.....	1

Strikeouts	
1. Jones, Brent-VALPO	12
2. Shaikin, Sam-VALPO	9
3. Whetstone, B.-MSU	7
Billinger, Blake-VALPO	7
Fitzsimmons, Steven-VALPO	7
Geha, L.-MSU	7
Millas, D.-MSU	7
Polak, J.-MSU	7
9. Bolt, Dan-BRAD	6
Privitera, J.-MSU	6
Wickman, Ryan-VALPO	6
12. 11 tied at.....	5

Caught stealing	
1. McMurray, Nick-BRAD	1
Herron, A.-MSU	1
Sandmann, Evan-DBU	1
Vasic, Nikola-SIU	1
Fritz, A.J.-UE	1
Dawson, Chase-VALPO	1
Dent, Riley-VALPO	1
Boulware, Christian-DBU	1

Grounded into DP	
1. LaRue, Will-SIU	2
Whetstone, B.-MSU	2
Jones, Brent-VALPO	2
4. 16 tied at.....	1



Missouri Valley Conference  
MVC Pitching Leaders (as of Apr 08, 2019)  
(MVC games only)



Hitting minimums - 1 Games 2.0 AB/Game  
Pitching minimums - 1 Games 1.0 IP/Game

<b>Earned run avg</b>		<b>Opposing bat avg</b>		<b>Innings pitched</b>	
1. Sechler, C.-MSU	0.00	1. Cook, Cole-BRAD	.000	1. Tieman, Jon-VALPO	13.1
Liberatore-INS	0.00	2. Liberatore-INS	.048	2. Lukas, Adam-UE	13.0
T. Whitbread-INS	0.00	3. Yeager, Justin-SIU	.100	Lochner, J.-MSU	13.0
Schwab, D.-MSU	0.00	4. Sechler, C.-MSU	.121	4. Wiley, L.-MSU	12.2
Cook, Cole-BRAD	0.00	5. Janssen, Mitch-BRAD	.150	5. Johnson, MD-DBU	12.1
Johnson, Colton-ILS	0.00	6. T. Whitbread-INS	.154	6. Martinson, Jordan-DBU	11.2
7. Headrick, Brent-ILS	1.29	7. Moscot, Jed-BRAD	.158	7. Heaton, Zach-DBU	10.2
8. Johnson, MD-DBU	1.46	8. Johnson, MD-DBU	.163	8. Croner, Nathan-UE	10.1
9. Heaton, Zach-DBU	1.69	9. Schwab, D.-MSU	.174	9. Sechler, C.-MSU	10.0
Janssen, Mitch-BRAD	1.69	10. Hayden, Justin-UE	.188	10. Hayden, Justin-UE	8.2
Moscot, Jed-BRAD	1.69	11. Heaton, Zach-DBU	.189	11. Fricke, Zach-VALPO	8.0
12. Begner, Blake-SIU	1.80	12. Lukas, Adam-UE	.190	12. Weigand, Alex-UE	7.2
13. Hayden, Justin-UE	2.08	13. G. Guerrero-INS	.214	Fields, Colin-VALPO	7.2
14. Lukas, Adam-UE	2.08	14. Lochner, J.-MSU	.220	14. Liberatore-INS	7.1
15. Wiley, L.-MSU	2.13	15. Gosswein, Brooks-BRAD	.231	15. 3 tied at.....	7.0
<b>Batters struck out</b>		<b>Batters SO out looking</b>		<b>Wins</b>	
1. Lukas, Adam-UE	16	1. Weigand, Alex-UE	6	1. Lukas, Adam-UE	2
2. Sechler, C.-MSU	13	2. Heaton, Zach-DBU	4	2. 15 tied at.....	1
Lochner, J.-MSU	13	Lochner, J.-MSU	4		
4. Martinson, Jordan-DBU	12	4. Lukas, Adam-UE	3		
Wiley, L.-MSU	12	Martinson, Jordan-DBU	3		
6. Johnson, MD-DBU	11	Sechler, C.-MSU	3		
7. T. Whitbread-INS	10	Liberatore-INS	3		
Walker, Matt-ILS	10	8. 13 tied at.....	2		
Weigand, Alex-UE	10				
10. Headrick, Brent-ILS	9				
11. 7 tied at.....	8				
<b>Saves</b>		<b>Appearances</b>		<b>Games started</b>	
1. Allinger, Austin-UE	2	1. Juenger, H.-MSU	4	1. Lukas, Adam-UE	2
2. Sechler, C.-MSU	1	2. Sechler, C.-MSU	3	Fields, Colin-VALPO	2
Hines, MacGregor-DBU	1	Parks, Michael-UE	3	Croner, Nathan-UE	2
Parks, Michael-UE	1	Carraway, Burl-DBU	3	Johnson, MD-DBU	2
Rhodehouse, Easton-VALPO	1	Hammel, Jarrett-VALPO	3	Heaton, Zach-DBU	2
		Hines, MacGregor-DBU	3	Tieman, Jon-VALPO	2
		Allinger, Austin-UE	3	Martinson, Jordan-DBU	2
		8. 26 tied at.....	2	Cruikshank, B-MSU	2
				Weigand, Alex-UE	2
				Fricke, Zach-VALPO	2
				Wiley, L.-MSU	2
				Lochner, J.-MSU	2
				13. 12 tied at.....	1
<b>Games finished</b>		<b>Games in relief</b>		<b>Sac bunts allowed</b>	
1. Allinger, Austin-UE	3	1. Juenger, H.-MSU	4	1. Parks, Michael-UE	2
Juenger, H.-MSU	3	2. Sechler, C.-MSU	3	2. 17 tied at.....	1
3. Hammel, Jarrett-VALPO	2	Carraway, Burl-DBU	3		
Parks, Michael-UE	2	Allinger, Austin-UE	3		
Sechler, C.-MSU	2	Hines, MacGregor-DBU	3		
6. 23 tied at.....	1	Parks, Michael-UE	3		
		Hammel, Jarrett-VALPO	3		
		8. 14 tied at.....	2		

Sac flies allowed	
1. Tieman, Jon-VALPO	2
2. Heaton, Zach-DBU	1
Grace, Sam-SIU	1
Quigley, Montana-VALPO	1
Fricke, Zach-VALPO	1
Walker, Matt-ILS	1
Parks, Michael-UE	1
Cruikshank, B-MSU	1
Croner, Nathan-UE	1
Lindgren, Jeff-ILS	1

Losses	
1. Fields, Colin-VALPO	2
Tieman, Jon-VALPO	2
3. T. Grauer-INS	1
G. Guerrero-INS	1
Fricke, Zach-VALPO	1
Beer, Allan-BRAD	1
Janssen, Mitch-BRAD	1
Cruikshank, B-MSU	1
Grace, Sam-SIU	1
Gosswein, Brooks-BRAD	1
Carraway, Burl-DBU	1
Walker, Matt-ILS	1
Weigand, Alex-UE	1
Givens, Dylan-SIU	1
Bayless, Jarod-DBU	1

Runners picked off	
1. Lukas, Adam-UE	2
Wiley, L.-MSU	2
3. Croner, Nathan-UE	1
Fricke, Zach-VALPO	1
Gray, Shane-UE	1
Juenger, H.-MSU	1
Walker, Matt-ILS	1

Wild pitches	
1. Tieman, Jon-VALPO	4
2. Lochner, J.-MSU	2
T. Whitbread-INS	2
Begner, Blake-SIU	2
5. 21 tied at.....	1

Balks	
1. Carraway, Burl-DBU	1

Hit batters	
1. Hines, MacGregor-DBU	2
Lochner, J.-MSU	2
T. Polley-INS	2
Fricke, Zach-VALPO	2
Heaton, Zach-DBU	2
Lund, Sam-BRAD	2
Johnson, MD-DBU	2
8. 13 tied at.....	1

Intentional BB allowed	
1. G. Guerrero-INS	1
Liberatore-INS	1
Vogrin, Mitch-ILS	1
Juenger, H.-MSU	1
E. Giles-INS	1

Hits allowed	
1. Cook, Cole-BRAD	0
2. Yeager, Justin-SIU	1
Liberatore-INS	1
4. Moscot, Jed-BRAD	3
Johnson, Colton-ILS	3
Janssen, Mitch-BRAD	3
Gosswein, Brooks-BRAD	3
G. Guerrero-INS	3
9. T. Grauer-INS	4
T. Whitbread-INS	4
Schwab, D.-MSU	4
Sechler, C.-MSU	4
13. Mitson, Corey-SIU	5
Begner, Blake-SIU	5
15. Hayden, Justin-UE	6

Runs allowed	
1. Cook, Cole-BRAD	0
Sechler, C.-MSU	0
Schwab, D.-MSU	0
T. Whitbread-INS	0
Johnson, Colton-ILS	0
Liberatore-INS	0
7. Headrick, Brent-ILS	1
Begner, Blake-SIU	1
Moscot, Jed-BRAD	1
Yeager, Justin-SIU	1
Janssen, Mitch-BRAD	1
T. Grauer-INS	1
G. Guerrero-INS	1
14. Hayden, Justin-UE	2
15. Gosswein, Brooks-BRAD	3

Earned runs allowed	
1. Cook, Cole-BRAD	0
Sechler, C.-MSU	0
Schwab, D.-MSU	0
T. Whitbread-INS	0
Johnson, Colton-ILS	0
Liberatore-INS	0
7. Begner, Blake-SIU	1
Janssen, Mitch-BRAD	1
Yeager, Justin-SIU	1
Moscot, Jed-BRAD	1
Headrick, Brent-ILS	1
T. Grauer-INS	1
G. Guerrero-INS	1
14. Johnson, MD-DBU	2
T. Polley-INS	2

Walks allowed	
1. Yeager, Justin-SIU	0
Headrick, Brent-ILS	0
Johnson, Colton-ILS	0
4. Janssen, Mitch-BRAD	1
T. Grauer-INS	1
G. Guerrero-INS	1
T. Whitbread-INS	1
T. Polley-INS	1
Walker, Matt-ILS	1
Cook, Cole-BRAD	1
Weigand, Alex-UE	1
12. Lindgren, Jeff-ILS	2
Schwab, D.-MSU	2
Moscot, Jed-BRAD	2
Begner, Blake-SIU	2

Doubles allowed	
1. Lukas, Adam-UE	0
Headrick, Brent-ILS	0
Johnson, Colton-ILS	0
Janssen, Mitch-BRAD	0
Gosswein, Brooks-BRAD	0
Sechler, C.-MSU	0
G. Guerrero-INS	0
Johnson, MD-DBU	0
T. Polley-INS	0
Grace, Sam-SIU	0
Cook, Cole-BRAD	0
Harrison, Brad-SIU	0
Mitson, Corey-SIU	0
Heaton, Zach-DBU	0
15. Schwab, D.-MSU	1

**Triples allowed**

1. Lukas, Adam-UE	0
Headrick, Brent-ILS	0
Johnson, Colton-ILS	0
Janssen, Mitch-BRAD	0
Gosswein, Brooks-BRAD	0
Sechler, C.-MSU	0
G. Guerrero-INS	0
Tieman, Jon-VALPO	0
T. Polley-INS	0
Grace, Sam-SIU	0
Cook, Cole-BRAD	0
Harrison, Brad-SIU	0
Mitson, Corey-SIU	0
Heaton, Zach-DBU	0
Schwab, D.-MSU	0

**Home runs allowed**

1. Lochner, J.-MSU	0
Headrick, Brent-ILS	0
Johnson, Colton-ILS	0
Janssen, Mitch-BRAD	0
Gosswein, Brooks-BRAD	0
Sechler, C.-MSU	0
G. Guerrero-INS	0
Johnson, MD-DBU	0
Fricke, Zach-VALPO	0
Hayden, Justin-UE	0
Cook, Cole-BRAD	0
T. Grauer-INS	0
Mitson, Corey-SIU	0
Lindgren, Jeff-ILS	0
Schwab, D.-MSU	0



Missouri Valley Conference  
MVC Fielding Leaders (as of Apr 08, 2019)  
(MVC games only)



Hitting minimums - 1 Games  
Pitching minimums - 1 Games 1.0 IP/Game

Fielding pct	
1. Komonsky, Ben-UE	1.000
Whetstone, B.-MSU	1.000
Craig, Tanner-UE	1.000
Boulware, Christian-DBU	1.000
Iser, Herbert-DBU	1.000
Geha, L.-MSU	1.000
Glowenke, Jimmy-DBU	1.000
O'Brien, Connor-BRAD	1.000
Butkiewicz, Colin-SIU	1.000
Zouras, Nick-ILS	1.000
Baker, Louie-VALPO	1.000
Rice, Keaton-BRAD	1.000
Shepherd, Craig-UE	1.000
Privitera, J.-MSU	1.000
Jones, Blayne-DBU	1.000

Chances	
1. Komonsky, Ben-UE	55
2. Whetstone, B.-MSU	54
3. Kapers, Jake-VALPO	45
4. Craig, Tanner-UE	43
Millas, D.-MSU	43
6. Ball, Bryce-DBU	39
7. M. Wright-INS	35
8. Boulware, Christian-DBU	33
9. Iser, Herbert-DBU	31
10. Geha, L.-MSU	29
11. Butler, Jack-ILS	28
12. Dawson, Chase-VALPO	27
13. Hull, M.-MSU	26
Glowenke, Jimmy-DBU	26
15. 2 tied at.....	24

Putouts	
1. Komonsky, Ben-UE	53
2. Whetstone, B.-MSU	49
3. Kapers, Jake-VALPO	41
4. Millas, D.-MSU	40
Craig, Tanner-UE	40
6. Ball, Bryce-DBU	35
7. M. Wright-INS	33
Boulware, Christian-DBU	33
9. Iser, Herbert-DBU	29
10. Geha, L.-MSU	27
11. Butler, Jack-ILS	24
O'Brien, Connor-BRAD	24
13. Butkiewicz, Colin-SIU	21
14. Archer, Philip-SIU	20
Baker, Louie-VALPO	20

Assists	
1. Glowenke, Jimmy-DBU	17
2. Hull, M.-MSU	15
Shaikin, Sam-VALPO	15
4. Dawson, Chase-VALPO	12
5. Jones, Blayne-DBU	11
Borgstron, Danny-UE	11
7. Privitera, J.-MSU	10
8. Polak, J.-MSU	8
Shepherd, Craig-UE	8
Vasic, Nikola-SIU	8
J. Means-INS	8
12. Troyer, Sam-UE	7
Parola, Derek-ILS	7
J. Watkins-INS	7
Dominguez, Christian-BRAD	7

Fielding double plays	
1. Ball, Bryce-DBU	5
Shaikin, Sam-VALPO	5
Whetstone, B.-MSU	5
Glowenke, Jimmy-DBU	5
5. Privitera, J.-MSU	4
Dawson, Chase-VALPO	4
Baker, Louie-VALPO	4
Jones, Blayne-DBU	4
Hull, M.-MSU	4
10. Craig, Tanner-UE	3
C. Dungan-INS	3
Barry, Kevin-VALPO	3
13. 5 tied at.....	2

Passed balls	
1. Komonsky, Ben-UE	3
2. M. Wright-INS	2
Kapers, Jake-VALPO	2
Butkiewicz, Colin-SIU	2
5. Zouras, Nick-ILS	1
Rice, Keaton-BRAD	1

Catchers interference	
1. Kapers, Jake-VALPO	11
2. Millas, D.-MSU	7
3. Butkiewicz, Colin-SIU	6
4. Rice, Keaton-BRAD	5
Grace, Sam-SIU	5
6. Lochner, J.-MSU	4
Fricke, Zach-VALPO	4
Skidmore, Tanner-VALPO	4
9. Sechler, C.-MSU	3
Lukas, Adam-UE	3
M. Wright-INS	3
Komonsky, Ben-UE	3
Geha, L.-MSU	3
14. 5 tied at.....	2

Steal attempts against	
1. Polak, J.-MSU	4
2. Dawson, Chase-VALPO	3
3. Ball, Bryce-DBU	2
Janssen, Mitch-BRAD	2
Glenn, Jackson-DBU	2
C. Dungan-INS	2
Millas, D.-MSU	2
8. 26 tied at.....	1

Stolen bases against	
1. Kapers, Jake-VALPO	10
2. Millas, D.-MSU	7
3. Butkiewicz, Colin-SIU	6
4. Rice, Keaton-BRAD	5
Grace, Sam-SIU	5
6. Skidmore, Tanner-VALPO	4
Fricke, Zach-VALPO	4
Lochner, J.-MSU	4
9. M. Wright-INS	3
Komonsky, Ben-UE	3
11. Wiley, L.-MSU	2
Gosswein, Brooks-BRAD	2
Lukas, Adam-UE	2
Sechler, C.-MSU	2
Geha, L.-MSU	2

Caught stealing by	
1. Sechler, C.-MSU	1
Zouras, Nick-ILS	1
Parks, Michael-UE	1
Walker, Matt-ILS	1
Headrick, Brent-ILS	1
Ullick, Austin-SIU	1
Begner, Blake-SIU	1
Lukas, Adam-UE	1
Martinson, Jordan-DBU	1
Rhodehouse, Easton-VALPO	1
Kapers, Jake-VALPO	1
Iser, Herbert-DBU	1
Geha, L.-MSU	1

Errors	
1. Polak, J.-MSU	4
2. Dawson, Chase-VALPO	3
3. Ball, Bryce-DBU	2
Janssen, Mitch-BRAD	2
Glenn, Jackson-DBU	2
C. Dungan-INS	2
Millas, D.-MSU	2
8. 26 tied at.....	1