



## 2018-19 Standings -- As of Tuesday, Mar. 5

	MISSOURI VALLEY				OVERALL			
	Record	Pct.	PF	PA	Record	Pct.	PF	PA
#22 Drake	15-1	.938	80.4	61.8	23-5	.821	80.3	66.4
Missouri State	14-2	.875	73.8	58.7	18-9	.667	71.8	63.4
Northern Iowa	11-5	.688	68.6	61.2	18-10	.643	67.2	62.9
Bradley	10-6	.625	70.1	68.4	20-7	.741	72.1	65.7
Illinois State	10-6	.625	65.1	63.5	17-10	.630	63.2	61.0
Southern Illinois	6-10	.375	62.5	62.9	13-14	.481	65.0	64.1
Loyola	6-11	.353	57.9	65.2	12-16	.429	61.3	65.4
Indiana State	5-11	.313	62.9	66.9	11-16	.407	62.3	65.1
Evansville	2-14	.125	56.4	75.0	4-23	.148	56.0	72.4
Valparaiso	2-15	.118	63.6	76.5	6-23	.207	63.0	72.8

• • MVC Home: 43-38 • • Non-Conference: 61-52 • Home: 34-15 • Away: 20-33 • Neutral: 7-4 • Top-25: 1-8 • •

## Recent Results/ Upcoming Schedule

### Thursday, February 28

Valparaiso at Bradley .....BRAD, 87-76\*

Loyola at Illinois State .....ILS, 65-52\*

### Friday, March 1

Evansville at Indiana State .....UE, 59-56\*

#23 Drake at Southern Illinois .....DU, 71-64\*

UNI at Missouri State .....MSU, 58-48\*

### Saturday, March 2

Loyola at Bradley .....BRAD, 71-59\*

### Sunday, March 3

Valparaiso at Illinois State .....ILS, 74-53\*

UNI at Southern Illinois .....UNI, 76-67\*

#23 Drake at Missouri State .....DU, 70-61\*

### Thursday, March 7

Missouri State at Evansville (ESPN+)..... 6 PM\*

Illinois State at #22 Drake (ESPN+)..... 6 PM\*

Southern Illinois at Indiana State (ESPN+)..... 6 PM\*

Bradley at UNI (ESPN+)..... 7 PM\*

### Saturday, March 9

Southern Illinois at Evansville (ESPN+)..... 1 PM\*

Loyola at Valparaiso (ESPN+)..... 1 PM\*

Missouri State at Indiana State (ESPN3)..... 1 PM\*

Bradley at #22 Drake (ESPN+)..... 2 PM\*

Illinois State at UNI (ESPN+)..... 2 PM\*

## END OF REGULAR SEASON

### ALL TIMES CENTRAL

\* Indicates MVC Contest

## MVC Player of the Week




### Kerri Gasper, Sr., G, Evansville

Senior Kerri Gasper accomplished a feat only three other Aces have ever reached in a 59-56 win over Indiana State on Friday evening. In the win, Gasper scored a career-high 34 points, going 6-7 from three and a perfect 8-8 from the free-throw line, while recording seven rebounds, playing all 40 minutes. Gasper's three-pointer with 7.8 seconds remaining secured the victory for the Aces. Gasper's 34 points were the most scored by an

Ace since Sara Dickey scored 37 points against Murray State on Dec. 3, 2014 and marked only the fourth time in program history that a player scored 34-or-more points.

**Other Notable Performances:** Chelsea Brackmann (BRAD); Becca Hittner (DU); Katrina Beck (ILS); Abby O'Connor (LUC); Brice Calip (MSU); Karli Rucker (UNI); Abby Brockmeyer (SIU)

## MVC Newcomer of the Week



### Lasha Petree, Fr., G, Bradley

Petree averaged a team-best 20.0 points per game in a pair of victories and also averaged 4.5 rebounds, 1.0 assist 0.5 blocks and 1.5 steals per game last week. She was 6-for-15 from three-point ranges (40%) and also made 8-of-10 free throws in the wins. Petree turned in her sixth 20-point game of the season in Thursday's win against Valparaiso, collecting 21 points to go with six rebounds, one assist and one steal. In the final game

of the season, she came off the bench to score 12 of her game-high 19 points in the first half. She was 5-for-10 from beyond the arc and also tallied three rebounds, one assist and three steals in just 22 minutes as she helped Bradley earn its 20th victory of the season to mark just the second 20-win season for the Braves at the NCAA Division I level. Petree also moved into second in scoring among Bradley freshman, pushing her season scoring total to 370 points and is the highest scoring MVC freshman since Sara Rhine in 2015-16.

**Other Notable Performances:** TeTe Maggett (ILS); Jasmine Franklin (MSU); Shay Frederick (VALPO)

## NOTEWORTHY

In addition to the league's Player and Newcomer of the Week selections, several conference players had notable performances, including:

**Chelsea Brackmann (BRAD)** - Brackmann turned in two more double-doubles last week, averaging 17.5 points on 50 percent shooting and 12.0 rebounds per game in addition to collecting 0.5 assists, 1.0 block and 1.5 steals per outing in a -pair of victories. In Thursday's win against Valparaiso, she scored a career-high 25 points on 7-of-11 shooting and also pulled down 13 rebounds. Bradley trailed 47-44 at the half, but Brackmann helped Bradley rally for the victory with 17 points and nine rebounds in the second half. Brackmann made 11-of-12 free throws against the Crusaders and also tallied a pair of blocks. She had 10 points, 11 boards, one assist and three steals in Saturday's win over Loyola, helping Bradley to its 20th victory of the season to mark just the second 20-win season for the Braves at the NCAA Division I level. Brackmann now has 15 double-doubles for the most in the MVC since 2015-16 and her 300 boards on the year rank as the fourth-best season total in Bradley history in addition to pushing her career rebounding total into seventh among Bradley marks.

**Becca Hittner (DU)** - Becca Hittner averaged 19.0 points, 9.5 rebounds, 1.5 assists and 1.0 steal while shooting 43.8 percent from the field in Drake's road wins over SIU and Missouri State. Hittner, who averaged 30.0 minutes on the road trip, scored a game-high 23 points, grabbed seven rebounds, handed out two assists, had one block and nabbed one steal in the victory over the Salukis. She followed that in the Missouri State victory with her second double-double of the season, scoring 15 points and pulling down a career-high 12 rebounds. Hittner added one assist and one steal helping the Bulldogs take sole possession of first place in the MVC standings. Hittner continues to lead the MVC in scoring at 19.7 points per game.

**Katrina Beck (ILS)** - Senior guard Katrina Beck surpassed her career high Friday night and led all scorers, notching 21 points, shooting 55 percent from the floor and 40 percent from long range. Beck remained consistent from beyond the arc through Sunday, netting 2-of-4 in the 74-53 victory over Valpo. Beck accumulated 35 points over the weekend, which tied for the most by a Redbird, leading ISU to a weekend sweep. The Chicago, Illinois, native also grabbed nine rebounds, two steals and dished out four assists.

**Abby O'Connor (LUC)** - Loyola sophomore forward Abby O'Connor averaged 15.5 points, 9.5 rebounds and 2.5 blocks in the Ramblers' two-game road trip through Central Illinois last week. In Thursday's matchup with Illinois State, O'Connor chipped in 15 points (6-11 FGs, 3-6 3FGs), grabbed four rebounds and three blocks, tying her career high in the category for the second time in as many games. The South Bend, Ind. product followed up that performance by notching her fifth double-double of the season against Bradley on Saturday afternoon, adding 16 points (6-15 FGs, 2-8 3FGs, 2-2 FTs) and ripping down a career-best 15 rebounds in addition to recording a pair of rejections. O'Connor, who has reached double figures in scoring in 15 of Loyola's 17 MVC contests, enters the final week of conference play ranked in the top 10 in The Valley in both scoring (9th; 14.1 ppg) and rebounding (5th; 7.4 rpg). She leads the conference in three-point field goal percentage (41.7%), free throw percentage (89.6%) and blocked shots (1.5 bpg).

**Brice Calip (MSU)** - Brice Calip averaged 10 points, 4.0 rebounds, 2.5 assists and 3.0 steals for the Lady Bears last week. Calip scored a team-high 17 points on Sunday against Drake, adding five rebounds, three steals, two assists and a block while going 7-for-8 at the foul line. Friday, Calip had three points, three boards, three assists and three steals against UNI, and the Lady Bears out-scored the Panthers by 19 points during her 28 minutes on the floor.

**Karli Rucker (UNI)** - Karli Rucker scored a career-high 28 points to lead UNI to a solid 76-67 road win over Southern Illinois. For the weekend, she was 11-20 (55 percent) from the field and 8-12 (66.7 percent) from the three-point line. She was a perfect 6-6 from the free throw line. She averaged 18 points, 2.5 rebounds and 2.5 assists on the weekend.

**Abby Brockmeyer (SIU)** - Abby Brockmeyer averaged 14.5 points, 10.5 rebounds and 1.0 steals in SIU's final two home games of the 2019 season. The 2018 MVC Freshman of the Year also shot 81% (17-of-21) from the charity stripe. She finished with 12 points and eight rebounds against No. 23 Drake. The sophomore forward followed with her eighth double-double of the season against Northern Iowa, as she tallied 17 points and 13 boards against the Panthers.

**TeTe Maggett (ILS)** - TeTe Maggett continues to prove to be a versatile player, accumulating 29 points, five assists, nine rebounds and four steals over the weekend. The junior guard had her 10th 20-point game on Sunday as she led all scorers in the 74-53 victory over the Crusaders. On Friday, Maggett went 3-for-4 from 3-point range, earning all nine points from beyond the arc.

**Jasmine Franklin (MSU)** - Jasmine Franklin averaged 8.0 points, 7.0 rebounds, 4.5 steals, 2.0 assists and 2.0 blocks last week while shooting 58 percent from the field. Friday against UNI, she posted her fifth double-double of the year with 10 points and 10 boards, adding six steals, three assists and three blocks to become the first Lady Bear to post that stat line since Tyonna Snow in 2016. Sunday versus Drake, Franklin had six points, four rebounds and three more steals. Franklin continues to rank second in the MVC with a .575 field goal percentage, and is the only freshman in the nation with at least 35 steals and 35 blocks.

**Shay Frederick (VALPO)** - Frederick made eight baskets and assisted on seven others, leading the team in both categories this week. She was an efficient 44.4 percent from the field while knocking down four 3-pointers and averaging 11 points per game over two road contests. Frederick started her week by scoring 15 points at Bradley, her top scoring output since a career-high 21 in the first meeting with the Braves. She led the team in both rebounds (4) and assists (3) in Sunday's game at Illinois State.

## PLAYERS OF THE WEEK

DATE	PLAYER	SCHOOL
N12	Sara Rhine	Drake
N19	Sara Rhine	Drake
N26	Sara Rhine	Drake
D3	Meredith Hamlet	Valparaiso
D10	Simone Goods	Illinois State
D17	Lasha Petree	Bradley
D26	Kristen Nelson	Southern Illinois
J2	TeTe Maggett	Illinois State
J7	Sara Rhine	Drake
J14	Sara Rhine	Drake
J21	Danielle Gitzen	Missouri State
J28	Sara Rhine	Drake
F4	Becca Hittner	Drake
F11	Becca Hittner	Drake
F18	Simone Goods	Illinois State
F25	Becca Hittner	Drake
M4	Kerri Gasper	Evansville

## NEWCOMERS OF THE WEEK

DATE	PLAYER	SCHOOL
N12	Lasha Petree	Bradley
N19	Janae Gonzales	Loyola
N26	Tamara Lee	Indiana State
D3	Janae Gonzales	Loyola
D10	TeTe Maggett	Illinois State
D17	Lasha Petree	Bradley
D26	TeTe Maggett	Illinois State
J2	TeTe Maggett	Illinois State
J7	Jasmine Franklin	Missouri State
J14	Jasmine Franklin	Missouri State
J21	Tamara Lee	Indiana State
J28	Lasha Petree	Bradley
F4	Allison Day	Loyola
F11	Lasha Petree	Bradley
F18	TeTe Maggett	Illinois State
F25	Jasmine Franklin	Missouri State
M4	Lasha Petree	Bradley

MVC Players and Newcomers of the Week are selected each week during the women's basketball season. The players are announced on Monday afternoon and appear in a weekly press release. Nominees are provided by each school's sports information contact and voted on by a panel appointed by the league office.

## Drake Back On Top

For the first time in league history, two teams sitting at 14-1 in league play met on Sunday with Drake claiming a 70-61 win over Missouri State to take over the top of the standings. Only on one other occasion had two teams been 13-1 or better at this point in the MVC league season. In 1984-85 both Illinois State and Drake were 13-1 when they met on Feb. 27 in Des Moines. The Redbirds pulled out a 79-74 win on the way to the regular season title.

The Bulldogs and Lady Bears have locked up the top two seeds in the upcoming MVC tournament.

Drake can win their third consecutive MVC regular season title with victories over Bradley and Illinois State in their final games of the regular season. The three-peat would be the first since Wichita State won three-straight (2012-13, 2013-14, 2014-15).

## 20 Wins Streak

Drake claimed its fifth-consecutive 20-win season and sits with an overall record of 23-5. The impressive streak began in 2014-15. The league record for consecutive 20-win seasons is held by Drake and Missouri State, with each holding a streak of six-straight.

### Consecutive 20-win seasons since 1982-83

1. Drake (1996-97 through 2000-01) .....6
- Missouri State (1990-91 through 1995-96) .....6
3. Illinois State (2006-07 through 2010-11) .....5
- Southern Illinois (1982-83 through 1986-87) .....5
- Drake (2014-15 through current) .....5

## Speaking of 20 Wins

Since the start of the 1992-93 season only two 20-win MVC teams have been left out of the postseason. In that time, all but two (55 of 57) 20-win Valley teams have advanced to the postseason. Bradley in 2008-09 won a school record 21 games but did not play in the postseason, while Creighton won 20 games in 1992-93 and did not play in a postseason event.

Bradley claimed the program's second 20-win season since 1982-83 with a win over Loyola Saturday. The Braves are one win shy of tying the 2008-09 team's school record 21 wins.

### 20-Win Seasons (since 1982-83)

- 17 - Missouri State
- 17 - Drake
- 12 - Illinois State
- 9 - Southern Illinois
- 5 - Indiana State
- 4 - UNI
- 3 - Evansville
- 2 - Bradley

## Most Wins, Non-Champion?

Eight teams have finished the conference season with a 15-3 mark but did not win the regular-season title. Two teams have won 16 games but did not win the regular season title, the last coming in 1985-86.

### Most MVC Wins by Non-MVC Champ

- 16-2 Drake (2nd), Illinois State (1st, 17-1) 84-85
- 16-2 Drake (2nd), Southern Illinois (1st, 18-0) 85-86
- 15-3 Southern Illinois (2nd), ILS (1st, 16-2) 88-89
- 15-3 Southern Illinois (2nd), MSU (1st, 17-1) 91-92
- 15-3 Southern Illinois (2nd), MSU (1st, 16-2) 95-96
- 15-3 Drake (2nd), Creighton (1st, 16-2) 01-02
- 15-3 Creighton (2nd), MSU (1st, 16-2) 03-04
- 15-3 Drake (2nd), WSU (1st, 17-1) 14-15
- 15-3 UNI (2nd), Drake (1st, 18-0) 16-17
- 15-3 Missouri State (2nd), Drake (1st, 18-0) 17-18

## Valley Road Streak

Drake's MVC-record regular season road winning streak improved to 29-straight with wins at Southern Illinois and Missouri State over the weekend. The Bulldogs have finished the last three seasons with a perfect 9-0 mark in league road games. Drake last suffered a road loss on Feb. 19, 2016 at UNI.

## Leading the Pack

Drake's Sara Rhine and Becca Hittner currently rank as the top two scorers in The Valley, ranking No. 1 and No. 2 respectively. Hittner is averaging 19.7 points per game, while Rhine is averaging 18.8 a contest. Only one time in the league's history has a teammate tandem finished the season ranking No. 1 and 2 as Drake's Wanda Ford (24.2 ppg) and Julie Fitzpatrick (23.1 ppg) led the way during the 1984-85 season.

It would also mark the sixth-straight season a Bulldog has led the MVC in scoring (Kyndal Clark in 2014, Lizzy Wendell from 2015-17 and Becca Hittner in 2018), which is the longest stretch a school has led that statistic in league history. Twice has a school led for four-straight seasons (Drake from 1983-86 with Lorri Bauman and Wanda Ford; Missouri State from 1998-01 with Jackie Stiles). UNI's Jacqui Kalin is the last non-Bulldog to lead the MVC in scoring back in the 2013 season.

In Valley men's hoops, an individual from the same school has led the league in scoring five-straight seasons on two occasions. Evansville is riding a current five-year stretch, while Bradley also accomplished the feat from 1987-91.

## .700 Club

Drake's Jennie Baranczyk moved into second in Valley history in career winning percentage in league games. Baranczyk sits with a career record of 94-30 (.758), passing MSU's Cheryl Burnett for second on the list. Missouri State's Kellie Harper sits fifth on the chart with a career mark of 76-30 (.717).

### ALL-TIME COACHES WIN% (MVC GAMES)

(Minimum 50 games)

Name, School (Years)	Rec.	Pct.
Carole Baumgarten, Drake (1983-86)	48-6	.889
Jennie Baranczyk, Drake (2013-present)	94-30	.758
Cheryl Burnett, Missouri State (1988-02)	201-65	.756
Cindy Scott, Southern Illinois (1983-98)	199-67	.748
Kellie Harper, Missouri State (2014-present)	76-30	.717

## Poll Position

Drake remained in the Associated Press' women's Top 25 poll this week, moving up to No. 22 in the poll. This is the fifth time this season Drake has been ranked in the AP weekly poll. The Bulldogs have been ranked in the AP poll 21 times in program history, which ranks second in MVC history behind Missouri State's 52 appearances in the poll.

Team	Times Ranked	Last Rank
Missouri State	52	2/10/04 (23)
Drake	21	3/4/19 (22)
Southern Illinois	17	12/7/87 (13)
Illinois State	8	1/28/08 (24)
Indiana State	3	12/22/76 (20)

## In Good Company

Drake is one of eight teams nationally ranking in the Top 15 in assists per game, field-goal percentage and scoring offense this season. The Bulldogs are joined by Baylor, UConn, Notre Dame, Oregon, Iowa, Marquette and South Dakota State in the club.

Team	FG% (Rank)	PPG (Rank)	APG (Rank)
Baylor	50.2% (4)	80.6 (9)	23.0 (1)
Drake	47.4% (11)	80.3 (11)	21.5 (3)
UConn	49.6 (5)	83.8 (4)	20.4 (5)
Iowa	52.2% (1)	80.1 (12)	22.0 (2)
Marquette	46.6% (15)	83.3 (5)	17.9 (12)
Notre Dame	51.9% (2)	88.4 (1)	20.8 (4)
Oregon	51.3% (3)	87.3 (2)	19.4 (6)
S. Dakota St.	48.2% (8)	79.4 (14)	18.2 (9)

## 30-Point Efforts

Drake's Becca Hittner has four 30+ point games this season. The junior hit the milestone against Indiana State (33), Southern Illinois (30), Missouri State (37) and Iowa (32) this season. In the MVC era (beginning in 1992-93), only on 10 occasions has a player had four or more 30+ point outings in a season.

### 30-Point Games in Single Season (MVC Era)

Jackie Stiles, Missouri State	2000-01	20
Jackie Stiles, Missouri State	1999-00	13
Jackie Stiles, Missouri State	1998-99	9
Lizzy Wendell, Drake	2014-15	5
Becca Hittner, Drake	2018-19	4
Lizzy Wendell, Drake	2016-17	4
Kyndal Clark, Drake	2013-14	4
Tahnee Balerio, Missouri State	2006-07	4
Jenni Lingor, Missouri State	2004-05	4
Christy Neneman, Creighton	2002-03	4

## The Future is Now

The league leaders in all key statistical categories this season are currently non-seniors. Below is a look at the MVC leaders in several categories, as well as their year in school.

### MVC - Individual Stat Leaders (Year in School)

**Scoring** - Becca Hittner, DU (Jr.) - 9 of top-10 non-seniors  
**Rebounding** - Chelsea Brackmann, BU (Jr.) - 8 of top-10 non-seniors  
**Assists** - Brittney Patrick, SIU (Jr.) - 7 of top-10 non-seniors  
**Blocks** - Abby O'Connor, LUC (So.) - 9 of top-10 non-seniors  
**Steals** - Ashli O'Neal, INS (Jr.) - 7 of top-10 non-seniors  
**FG Percentage** - Sara Rhine, DU (Jr.) - 8 of top-10 non-seniors  
**3pt FG %** - Abby O'Connor, LUC (So.) - 7 of top-10 non-seniors  
**FT Percentage** - Abby O'Connor, LUC (So.) - 7 of top-10 non-seniors

## Chasing History

Currently, Drake is averaging 80.3 points per game, ranking 11th nationally. The all-time Valley record for scoring was set in 1995 as Drake averaged 83.5 ppg. The Bulldogs have led The Valley in scoring each of the past four seasons. No team has ever led the league in scoring five-straight years (Drake also led from 1995-1998), including on the men's side where only Bradley (1986-89) and Southern Illinois (1990-93) have led for four-straight seasons.

The Bulldogs are also shooting 47.4% from the field this season, ranking 11th nationally. Drake has led The Valley in shooting percentage each of the past four seasons. Only once in league history has a team led the conference five-straight years (Missouri State from 1990-94).

## 1,000 Point Club

Currently, seven players in the MVC have achieved 1,000 career points. With Drake's Sara Rhine and Maddy Dean reaching the 1,500 points plateau.

Drake has four active players in the 1,000 point club, sitting second nationally behind Marquette and Notre Dame (each with five).

Currently the Bulldogs have equaled Missouri State's Casey Garrison, Christiana Shorter, Jaleshia Roberson, and Jasmine Malone who all had at least 1,000 points when the 2011-12 season ended.

### Current MVC Players in 1,000 Point Club

- 1,560 - Sara Rhine, Drake
- 1,500 - Maddy Dean, Drake
- 1,446 - Becca Hittner, Drake
- 1,301 - Meredith Hamlet, Valparaiso
- 1,200 - Ellie Howell, UNI
- 1,141 - Sammie Bachrodt, Drake
- 1,130 - Kerri Gasper, Evansville

### MVC Players Approaching 1,000 Points

- 984 - Nicole Martin, Southern Illinois
- 888 - Becca Jonas, Drake



## Strength of Schedule

Drake, Missouri State and UNI tested themselves with a difficult non-conference schedule this season. According to the latest NCAA RPI report, the Bulldogs played the eighth toughest non-conference strength of schedule this season, while the Lady Bears' non-league schedule ranks 85th and Panthers 67th nationally.

## Updated RPI Ratings

The latest installment of the NCAA RPI Report (Mar. 4) has six Valley teams that rank in the top-165, led by Drake at No. 22, followed by Missouri State (65), UNI (88), Bradley (157), Southern Illinois (159) and Illinois State (162). The MVC ranks 13th among 32 conferences. The league ranking is the highest for the league since the 2013 season (finished 10th).

Team	RPI
Drake	22
Missouri State	65
UNI	88
Bradley	157
Southern Illinois	159
Illinois State	162
Indiana State	214
Loyola	216
Valparaiso	228
Evansville	328
MVC	13 of 32

## National Career Leader

Drake junior Becca Hittner currently leads the nation in career three-point field goal percentage. The junior standout boasts a career mark of 44.6% from behind the arc.

### NCAA Active Leaders, Career 3-pt FG %

1.	Becca Hittner, Drake	44.6%
2.	Marla Gomez, Wyoming	43.8%
3.	Sabrina Ionescu, Oregon	43.4%

Hittner is on pace to finish her career second in Valley history in career three-point field goal percentage. Missouri State's K.C. Cowgill is the league's all-time leader with a career percentage of 50.2%

### MVC Career 3-pt FG% Leaders

1.	K.C. Cowgill, Missouri St. (2003-05)	50.2%
2.	Becca Hittner, Drake (2016-pres.)	44.6%
3.	Jackie Stiles, Missouri St. (1998-01)	44.1%

## Power Five Ahead

Drake finished the non-conference schedule with three Power Five wins on its resume as the Bulldogs beat South Carolina, Rutgers and Nebraska. The conference finished 3-13 against Power Five opponents with all but one of the games taking place on the road or a neutral court.

## Vs. Top 25

Last season, the MVC went 0-9 against Top 25 opponents, breaking a streak of three-straight years with at least one win over a Top 25 team. Drake earned a 90-85 overtime win over No. 12/13 South Carolina in Vancouver in November. It was the highest ranked win over an opponent in the regular season by a Valley team since Missouri State beat No. 10 LSU on November 24, 2000. The league finished 1-8 vs. the Top 25 this year.

## Against the Field

The MVC held a winning record against 10 leagues in non-conference play, including the America East (1-0), Big West (2-1), Colonial (2-0), Conference USA (4-3), Horizon (9-5), NEC (1-0), Ohio Valley (11-8), Summit (9-5), Sun Belt (1-0) and WAC (6-1). The MVC holds at least a .500 mark against the Atlantic 10 (2-2) and the SEC (1-1). The league finished above .500 in non-conference play for the first time since 2012-13 (59-55) and registered 60 non-league wins for the first time since 2010-11 (62-49).

## What's the Difference?

Over the past 20 seasons (since 1999-2000), 11 MVC teams have registered a scoring margin of +12 or better for a season. Drake currently has a +13.9 scoring margin, which is the 7th best among any team in that span. Last year the Bulldogs finished with a +15.0 ppg margin. This would be the fourth-straight season with a scoring margin of +12 for the Bulldogs.

Team	Year	PPG	PPG Allowed	Margin
MSU	2003-04	77.7	58.5	+19.2
Drake	2016-17	82.2	64.4	+17.8
MSU	2000-01	82.8	66.5	+16.3
Drake	2017-18	82.4	67.4	+15.0
UNI	2010-11	69.7	54.8	+14.8
UE	1999-00	73.6	59.4	+14.2
Drake	2018-19	80.3	66.4	+13.9
WSU	2013-14	71.1	57.3	+13.8
INS	2002-03	80.0	66.9	+13.1
WSU	2014-15	64.4	51.8	+12.7
ILS	2007-08	76.9	64.3	+12.6
Drake	2015-16	79.6	67.3	+12.3

## Double Your Pleasure

Bradley's Chelsea Brackmann is the only MVC player averaging a double-double this season. The junior is averaging 13.2 points and 11.1 rebounds per game. Brackmann has 15 double-doubles on the season. The 15 double-doubles are the most by an MVC player since SIU's Dyana Pierre racked up 15 during the 2015-16 season. Below are players with six or more double-doubles.

No.	Player, Team
15	Chelsea Brackmann, Bradley
11	Sara Rhine, Drake
8	Abby Brockmeyer, Southern Illinois
7	Simone Goods, Illinois State
6	Kerri Gasper, Evansville Nicole Martin, Southern Illinois

Three out of the past four seasons, an MVC player has finished the season averaging a double-double.

Year	Player, Team	PPG, RPG #DD
16-17	Leti Lerma, Bradley	11.7, 10.8, 13
15-16	Dyana Pierre, SIU	12.3, 11.2, 15
14-15	Dyana Pierre, SIU	14.6, 11.8, 16

## 20/20 Vision

Bradley's Chelsea Brackmann scored a career-best 24 points and the leading rebounder in the MVC added 20 boards at Loyola as she notched her second 20-20 performance of the year. Prior to this season there had been just two 20-20 outings in the MVC (2015-16 & 2014-15) over the previous seven years and Brackmann is the first Valley player to have two 20-20 games in the same season since at least the 1994-95 season. Brackmann is one of five players in the nation with multiple 20-20 games this season through contests of Mar. 3.

### 20-20 Games in MVC since 1994-95

Chelsea Brackmann (BRAD) 2018-19 (2)
Dyana Pierre (SIU) 2015-16
Dyana Pierre (SIU) 2014-15
Kenyatta Shelton (ILS) - 2010-11
Shannon Thomas (INS) - 2010-11
Allison Starr (UNI) - 99-00
Roshonda Reed (MSU) - 1998-99
Shyla McKibbin (UE) - 1997-98

### 2018-19 NCAA Multiple 20-20 Games

Kristine Anigwe (Cal) - 5
Reyna Frost (Central Michigan) - 4
Chelsea Brackmann (Bradley) - 2
Sydney Holloway (Bryant) - 2
Channon Fluker (CSUN) - 2

## Sharing the Rock

Over the past five seasons, Drake has ranked in the top 10 every season in the NCAA in assists per game, including leading the nation a year ago. The Bulldogs are once again sharing the basketball as they enter the week No. 3 in the country averaging 21.5 assists per contest. The Bulldogs lead the nation in assisted shot rate, assisting on 74.0% of their field goals.

### Assists Per Game

1.	Baylor	23.0
2.	Iowa	22.0
3.	Drake	21.5
4.	Notre Dame	20.8
5.	UConn	20.4

## Sharp Shooters

A year after seeing Evansville lead the nation in free-throw percentage (82.0%), The Valley has two of the nation's top 15 teams in the category so far this season. UNI currently leads the league and sits 7th nationally, while Evansville sits 14th.

As a conference, The Valley sits second nationally with a combined FT% of 71.8%.

### Free-Throw Percentage (By Conference)

1.	Summit	73.0%
2.	Missouri Valley	71.8%
3.	Pac 12	71.5%
4.	Big East	71.4%
5.	Big Sky	71.0%

## Two Historic Streaks

Drake and Missouri State each saw a historic MVC regular season win streak end during the 2018-19 season. Drake's record streak of 47-straight regular season conference wins ended on Feb. 1 at Missouri State. The impressive streak, lasting more than two entire seasons, started during the 2015-16 season with a win over Loyola. MSU's streak of 17-straight MVC regular season wins is tied for fifth longest streak in league history and ended on Feb. 15 at home to Illinois State.

### Consecutive MVC Wins

1.	47, Drake	2/26/16 to 2/1/19
2.	37, Southern Illinois	3/6/85 to 12/30/87
3.	24, Missouri State	1/9/99 to 2/5/00
4.	19, UNI	3/6/10 to 3/5/11
5.	17, Illinois State	2/27/88 to 3/1/89
17, Missouri State	1/11/92 to 1/10/93	
17, Missouri State	2/9/18 to 2/15/19	

## Where the Streak Stands

Drake's 47-game MVC regular season win streak finished as the 10th longest streak in NCAA History. Below are the 10 longest conference regular season win streaks in the history of NCAA Division I women's basketball.

### Longest Conference Regular Season Win Streaks (NCAA History)

Wins	Team, Conference	Season(s)
124	Texas, Southwest	Dec. 9, 1981-Feb. 23, 1990
~101	UConn, American	Dec. 29, 2013-active
96	Old Dominion, Colonial	Feb. 23, 1995-Feb. 18, 2001
70	Stanford, Pac-12	Jan. 22, 2009-Jan. 6, 2013
66	Louisiana Tech, Sun Belt/WAC	1998-02
57	UConn, Big East	Feb. 9, 2008-Jan. 4, 2012
52	Chattanooga, Southern	Jan. 12, 2013-Jan. 16, 2016
49	UC Santa Barbara, Big West	Jan. 22, 1998-Feb. 4, 2001
48	Liberty, Big South	Jan. 24, 2002-Feb. 21, 2005
47	Drake, Missouri Valley	Feb. 26, 2016-Feb. 1, 2019

## Warren in Valley Top 5

UNI's Tanya Warren is the only active women's basketball coach in the Valley to have over 200-career wins. Overall, Warren's 223 victories rank fifth in the Valley, behind SIU's Cindy Scott (353), MSU's Cheryl Burnett (319), Illinois State's Jill Hutchison (277) and Eastern Illinois' Barbara Hilke (231). The five coaches are the only women's basketball coaches to achieve the 200-win feat in Valley history.

### MVC Coaching Leaders, All-Game Wins

1. Cindy Scott, Southern Illinois (1983-98).....353
2. Cheryl Burnett, Missouri State (1988-02).....319
3. Jill Hutchison, Illinois State (1983-99).....277
4. Barbara Hilke, Eastern Illinois (1983-92).....231
5. Tanya Warren, UNI (2008-present).....223

## Best MVC Records

Since the Gateway became the Missouri Valley Conference in the 1992-93 season, two league teams have gone through MVC play unscathed (Drake last two seasons). Three teams (Wichita State in 2014-15, UNI in 2010-11 and Drake in 1997-98) finished Valley play at 17-1, while another four teams had their best conference finish at 16-2. Missouri State accomplished this feat three times (1995-96, 2000-01 and 2003-04), while Illinois State (2009-10), Indiana State (2005-06) and Southern Illinois (2006-07) also completed a Valley season at 16-2.

Record Team	Year	MVC Finish	MVC Tourney
18-0 DU	2017-18	1st	Champs
18-0 DU	2016-17	1st	Champs
17-1 WSU	2014-15	1st	Champs
17-1 UNI	2010-11	1st	Champs
17-1 DU	1997-98	1st	Champs
16-2 ILS	2009-10	1st	Runner-Up
16-2 MSU	1995-96	1st	Champs
MSU	2000-01	T-1st	Champs
DU	2000-01	T-1st	Runner-Up
MSU	2003-04	1st	Champs
16-2 SIU	2006-07	1st	Quarters
16-2 INS	2005-06	1st	Runner-Up

## Top Five Finishes

UNI is the only Valley team to have finished in the top-five of the league standings for the past nine seasons. The Panthers won the MVC in 2010-11 (17-1) and 2015-16 (15-3), finished in second place once (2016-17, 15-3), finished in third place twice (2013-14, 13-5; and 2017-18, 13-5), had two fourth-place finishes (2014-15, 12-6; 2012-13, 10-8) and two fifth-place finishes (2011-12, 9-9; 2009-10, 10-8).

### Top-Five MVC Finishes, Last Nine Seasons

UNI - 9 (2010, 2011, 2012, 2013, 2014, 2015, 2016, 2017, 2018)  
 Missouri State - 7 (2010, 2011, 2012, 2015, 2016, 2017, 2018)  
 Drake - 6 (2012, 2014, 2015, 2016, 2017, 2018)  
 Illinois State - 4 (2010, 2011, 2012, 2013)  
 Southern Illinois - 4 (2015, 2016, 2017, 2018)  
 Indiana State - 3 (2013, 2014, 2018)  
 Loyola - 1 (2016)  
 Bradley - 1 (2010)  
 Evansville - 1 (2014)

## Title Town

The league has had nine different regular-season champions in the past 12 seasons (SIU-2007, DU/UE/ILS-2008, ILS-2009, ILS-2010, UNI-2011; MSU-2012; WSU/CU-2013; INS/WSU-2014; WSU-2015; UNI-2016; DU-2017; DU-2018). Bradley, Loyola and Valparaiso are the only league teams not to have won a regular-season MVC championship.

## Pounding the Glass

Bradley's Chelsea Brackmann tied the Bradley single-game record with 24 rebounds on Jan. 6 vs. UNI. Brackmann's 24 boards are the third most in the country this season and tied for the fifth most in MVC history. No MVC player has collected 24 rebounds in a game since 2009.

### Rebounds in Single Game (MVC Record)

1. 30 - Wanda Ford, Drake ..... 2/16/85 vs. Eastern Illinois
2. 28 - Stephany Neptune, Southern Ill. .... 12/19/09 vs. Murray State
3. 25 - Wanda Ford, Drake ..... 1/23/86 at Missouri State
- 25 - Wanda Ford, Drake ..... 2/20/86 vs. Wichita State
5. 24 - 5 times last by Chelsea Brackmann, Bradley (1/6/19 vs. UNI)

## Rhine on McClain Watch List

The Naismith Memorial Basketball Hall of Fame and the WBCA announced Thursday that Drake junior Sara Rhine is one of 10 watch list candidates for the 2019 Katrina McClain Award. Named after the two-time All-American and 1987 National Player of the Year, the annual award in its second year recognizes the top power forwards in women's NCAA Division I college basketball. A committee will narrow the list to five finalists in early March, and the winner will be determined by Ms. McClain-Pittman and the Hall of Fame committee to be revealed as part of the WBCA Convention at the 2019 Women's Basketball Final Four.

## CoSIDA Academic All-District

Drake's Becca Hittner and Sara Rhine were named to the 2018-19 Google Cloud CoSIDA Academic All-District 6 First Team last week. Hittner, who holds a 3.96 cumulative grade point average in marketing, is leading the MVC in scoring at 19.8 points per game. Rhine, who owns a 4.00 GPA in elementary education, is a CoSIDA Academic All-District selection for the second-straight season. The Bulldogs were one of just five Division I programs to have two all-district first-team selections, joining Central Michigan, High Point, South Dakota and Fresno State.

## Senior CLASS Award Candidate

Drake's Sammie Bachrodt has been named a candidate for the 2018-19 Senior CLASS Award. Bachrodt is among 30 NCAA Division I candidates in women's basketball for the award which recognizes notable achievements in four areas of excellence - community, classroom, character and competition.

## "So You Want to Be A Coach"

Valparaiso senior Meredith Hamlet and Drake senior Becca Jonas were named participants in the 2019 "So You Want to be a Coach" program, hosted by the WBCA. This marks the 17th annual "So You Want to be a Coach" program as each member will participate in a three-day workshop with speakers provided by the WeCOACH on April 3-5 in conjunction with the WBCA Convention in Tampa, Florida.

## Postseason League

The MVC has seen an average of four league teams participate in postseason play in the last 20 seasons, including three teams reaching postseason play in 2017-18. Drake fell at Texas A&M in the NCAA Tournament, while Missouri State and UNI each received bids into the WNIT. The Valley has earned multiple NCAA Tournament bids in 11 different seasons, including a pair of bids in the 2017 NCAA Tournament (Drake and UNI).

## Hoops In the Heartland

The 2019 MVC Women's Basketball Tournament will return to the TaxSlayer Center in Moline, Ill., for the 4th-straight season. Affectionately coined "Hoops in the Heartland," the four-day event (Mar. 14-17) will showcase all 10 Missouri Valley Conference schools as they compete for the Valley's automatic berth into the NCAA Tournament.

The 2019 tournament will mark the 12th-consecutive season in its 37-year history that the event will take place at a neutral site.

The MVC extended an agreement with the Quad Cities Convention & Visitors Bureau to conduct the MVC Women's Basketball Championship in TaxSlayer Center through at least 2021.

The Missouri Valley Conference is one of only seven conferences (out of 32 nationally) where the women's basketball tournament is played at a neutral site, separate from the men's championship (AAC, ACC, Big Ten, Big 12, MVC, Pac-12 and SEC are the others).

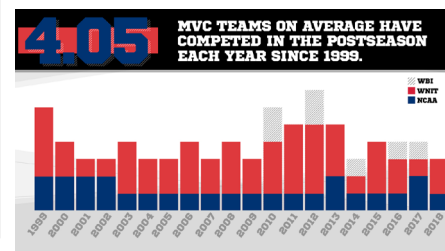
## Coaches Teleconferences

Teleconferences with The Valley head coaches will be conducted twice throughout the season. The conferences begin at 11:45 a.m. (CST). To participate in the conference calls, call (877) 417-8778. Coaches call (877) 417-8756.

Media will be allowed to ask questions directly of the coaches. The session dates for 2018-19 are Wednesday, January 2 and Tuesday, March 12.

### Time Women's Head Coach, School

11:45 p.m.	Jennie Baranczyk, Drake
11:50 a.m.	Kellie Harper, Missouri State
11:55 a.m.	Andrea Gorski, Bradley
12:00 p.m.	Kate Achter, Loyola
12:05 p.m.	Mary Evans, Valparaiso
12:10 p.m.	Matt Ruffing, Evansville
12:15 p.m.	Kristen Gillespie, Illinois State
12:20 p.m.	Vicki Hall, Indiana State
12:25 p.m.	Tanya Warren, UNI
12:30 p.m.	Cindy Stein, Southern Illinois



## Missouri Valley Conference vs. Non-Conference Opponents (61-52, .540)

**Overall:** 61-52 (.540)  
**Home:** 34-15 • **Away:** 20-33 • **Neut:** 7-4 • **Top-25:** 1-8

**ACC** ..... **0-1 (N: 0-1)**  
 Notre Dame ..... 0-1  
 Drake ..... L, 82-64

**American Athletic** ..... **0-1 (A: 0-1)**  
 Wichita State ..... 0-1  
 Missouri State ..... L, 63-60

**America East** ..... **1-0 (N: 1-0)**  
 Hartford ..... 1-0  
 vs. Southern Illinois ..... W, 72-50

**Atlantic-10** ..... **2-2 (H: 1-0; A: 1-2)**  
 Dayton ..... 0-1  
 Evansville ..... L, 69-30  
 Saint Louis ..... 2-1  
 at Illinois State ..... W, 72-67  
 Indiana State ..... W, 60-56  
 Southern Illinois ..... L, 62-58

**Big 12** ..... **0-2 (A: 0-2)**  
 Iowa State ..... 0-1  
 Drake ..... L, 86-81  
 Kansas State ..... 0-1  
 UNI ..... L, 72-62

**Big East** ..... **2-4 (H: 1-1; A: 1-3)**  
 Butler ..... 0-2  
 Illinois State ..... L, 58-56  
 Indiana State ..... L, 72-49  
 Creighton ..... 2-0  
 Drake ..... W, 85-69  
 at UNI ..... W, 65-55  
 DePaul ..... 0-1  
 at Loyola ..... L, 102-76  
 Marquette ..... 0-1  
 UNI ..... L, 102-61

**Big Ten** ..... **2-8 (H: 0-1; A: 1-7; N: 1-0)**  
 Illinois ..... 0-2  
 Indiana State ..... L, 75-57  
 Valparaiso ..... L, 73-54  
 Indiana ..... 0-1  
 Missouri State ..... L, 98-74  
 Iowa ..... 0-2  
 at Drake ..... L, 91-82  
 UNI ..... L, 83-57  
 Nebraska ..... 1-0  
 Drake ..... W, 83-77  
 Purdue ..... 0-2  
 Bradley ..... L, 74-61  
 Loyola ..... L, 65-41  
 Rutgers ..... 1-0  
 vs. Drake ..... W, 69-59  
 Wisconsin ..... 0-1  
 Evansville ..... L, 96-60

**Big West** ..... **2-1 (H: 1-0; A: 1-0; N: 0-1)**  
 UC Irvine ..... 0-1  
 vs. Indiana State ..... L, 77-61  
 Cal State Northridge ..... 1-0  
 at Drake ..... W, 73-63  
 Long Beach State ..... 1-0  
 UNI ..... W, 71-64

**Colonial** ..... **2-0 (H: 1-0; N: 1-0)**  
 Delaware ..... 2-0  
 vs. Bradley ..... W, 59-47  
 at UNI ..... W, 79-67

**Conference USA** ..... **4-3 (H: 1-0; A: 2-3; N: 1-0)**  
 Florida Atlantic ..... 1-0  
 Bradley ..... W, 80-59  
 Louisiana Tech ..... 1-0  
 vs. Missouri State ..... W, 82-70  
 Marshall ..... 2-1  
 Evansville ..... L, 72-65  
 Indiana State ..... W, 62-53  
 at Southern Illinois ..... W, 58-49  
 North Texas ..... 0-1  
 Missouri State ..... L, 83-76 (OT)  
 Western Kentucky ..... 0-1  
 Southern Illinois ..... L, 83-76

**Horizon** ..... **9-5 (H: 5-2; A: 4-3)**  
 Cleveland State ..... 1-1  
 Bradley ..... W, 67-65  
 Illinois State ..... L, 67-63  
 Detroit Mercy ..... 1-0  
 at Loyola ..... W, 52-43  
 IUPUI ..... 2-1  
 at Indiana State ..... L, 64-59  
 UNI ..... W, 53-40

at Southern Illinois ..... W, 78-73  
 UIC ..... 2-2  
 at Evansville ..... L, 62-54  
 at Indiana State ..... W, 60-53  
 Loyola ..... W, 75-60  
 Valparaiso ..... L, 75-65  
 Northern Kentucky ..... 1-0  
 Illinois State ..... W, 58-53  
 Oakland ..... 2-0  
 at Bradley ..... W, 73-64  
 at Illinois State ..... W, 62-56  
 Youngstown State ..... 0-1  
 Loyola ..... L, 74-63

**Mid-American** ..... **3-6 (H: 2-3; A: 1-3)**  
 Ball State ..... 1-0  
 at Missouri State ..... W, 74-54  
 Bowling Green ..... 0-2  
 Loyola ..... L, 88-74  
 at Valparaiso ..... L, 79-72  
 Eastern Michigan ..... 0-1  
 Illinois State ..... L, 50-41  
 Northern Illinois ..... 1-1  
 at Southern Illinois ..... W, 82-73  
 UNI ..... L, 70-59  
 Miami (OH) ..... 0-1  
 at Valparaiso ..... L, 68-47  
 Toledo ..... 0-1  
 at Valparaiso ..... L, 65-59  
 Western Michigan ..... 1-0  
 Loyola ..... W, 64-53

**Mountain West** ..... **0-1 (N: 0-1)**  
 Boise State ..... 0-1  
 vs. UNI ..... L, 61-60

**NEC** ..... **1-0 (N: 1-0)**  
 St. Francis-Brooklyn ..... 1-0  
 vs. Valparaiso ..... W, 78-76

**Ohio Valley** ..... **11-8 (H: 8-2; A: 2-6; N: 1-0)**  
 Austin Peay ..... 2-0  
 at Evansville ..... W, 56-52  
 at Illinois State ..... W, 61-49  
 Eastern Illinois ..... 3-1  
 at Bradley ..... W, 67-64  
 Indiana State ..... L, 63-39  
 at Southern Illinois ..... W, 73-59  
 at Valparaiso ..... W, 62-60  
 Morehead State ..... 0-2  
 Evansville ..... L, 85-63  
 Valparaiso ..... L, 68-62  
 Murray State ..... 1-1  
 Evansville ..... L, 81-53  
 Southern Illinois ..... W, 65-59  
 SEMO ..... 3-1  
 at Bradley ..... W, 85-79  
 at Evansville ..... L, 54-50  
 Indiana State ..... W, 62-51  
 at Southern Illinois ..... W, 60-40  
 SIUE ..... 2-2  
 at Evansville ..... L, 54-45  
 Illinois State ..... L, 68-61  
 at Loyola ..... W, 56-43  
 vs. Missouri State ..... W, 68-65  
 UT-Martin ..... 0-1  
 Southern Illinois ..... L, 95-94

**PAC-12** ..... **0-1 (N: 0-1)**  
 Arizona State ..... 0-1  
 vs. Southern Illinois ..... L, 82-38

**SEC** ..... **1-1 (A: 0-1; N: 1-0)**  
 Missouri ..... 0-1  
 Missouri State ..... L, 65-61  
 South Carolina ..... 1-0  
 vs. Drake ..... W, 90-85

**Summit** ..... **9-5 (H: 6-4; A: 3-1)**  
 North Dakota ..... 2-1  
 at Illinois State ..... W, 67-55  
 at UNI ..... W, 64-60  
 at Valparaiso ..... L, 62-56  
 North Dakota State ..... 0-1  
 at Valparaiso ..... L, 51-48  
 Omaha ..... 2-0  
 Bradley ..... W, 80-60  
 at UNI ..... W, 79-50  
 Purdue Fort Wayne ..... 2-1  
 at Evansville ..... L, 72-66  
 at Loyola ..... W, 81-67  
 Valparaiso ..... W, 68-64  
 South Dakota ..... 1-1  
 at Drake ..... W, 76-64  
 at Missouri State ..... L, 85-74  
 South Dakota State ..... 0-1

Drake ..... L, 80-71  
 Western Illinois ..... 2-0  
 at Bradley ..... W, 82-68  
 Drake ..... W, 98-71

**Sun Belt** ..... **1-0 (H: 1-0)**  
 Little Rock ..... 1-0  
 at Missouri State ..... W, 48-44

**West Coast** ..... **0-2 (H: 0-1; A: 0-1)**  
 Gonzaga ..... 0-1  
 at Missouri State ..... L, 70-67  
 Santa Clara ..... 0-1  
 Missouri State ..... L, 77-73

**WAC** ..... **6-1 (H: 2-1; A: 4-0)**  
 Chicago State ..... 4-0  
 at Bradley ..... W, 89-59  
 Evansville ..... W, 67-58  
 at Loyola ..... W, 76-40  
 Valparaiso ..... W, 76-70  
 Grand Canyon ..... 1-0  
 Indiana State ..... W, 88-81  
 UMKC ..... 1-1  
 Illinois State ..... W, 62-55  
 at Loyola ..... L, 88-74

**Non-Division I** ..... **5-0 (H: 5-0)**  
 Clarke ..... 1-0  
 at Drake ..... W, 91-43  
 Davenport ..... 1-0  
 at Indiana State ..... W, 79-43  
 Maryville (MO) ..... 1-0  
 at Illinois State ..... W, 61-52  
 Minnesota State ..... 1-0  
 at UNI ..... W, 73-56  
 Rockhurst ..... 1-0  
 at Bradley ..... W, 83-40

**Top-25** ..... **1-8 (H: 0-3; A: 0-3; N: 1-2)**  
 #1 Notre Dame ..... 0-1  
 Drake ..... L, 82-64  
 #13 South Carolina ..... 1-0  
 vs. Drake ..... W, 90-85  
 #16 Missouri ..... 0-1  
 Missouri State ..... L, 65-61  
 #16 Iowa ..... 0-2  
 UNI ..... L, 83-57  
 at Drake ..... L, 91-82  
 #19 Marquette ..... 0-1  
 UNI ..... L, 102-61  
 #19 Arizona ..... 0-1  
 vs. Southern Illinois ..... L, 82-38  
 #20 DePaul ..... 0-1  
 at Loyola ..... L, 102-76  
 #21 Gonzaga ..... 0-1  
 at Missouri State ..... L, 70-67

**2018 NCAA Teams** ..... **6-12 (H: 3-3; A: 2-6; N: 1-3)**  
 Arizona State ..... 0-1  
 vs. Southern Illinois ..... L, 82-38  
 Boise State ..... 0-1  
 vs. UNI ..... L, 61-60  
 Cal State Northridge ..... 1-0  
 at Drake ..... W, 73-63  
 Creighton ..... 2-0  
 Drake ..... W, 85-69  
 at UNI ..... W, 65-55  
 Dayton ..... 0-1  
 Evansville ..... L, 69-30  
 DePaul ..... 0-1  
 at Loyola ..... L, 102-76  
 Gonzaga ..... 0-1  
 at Missouri State ..... L, 70-67  
 Iowa ..... 0-2  
 at Drake ..... L, 91-82  
 UNI ..... L, 83-57  
 Little Rock ..... 1-0  
 at Missouri State ..... W, 48-44  
 Marquette ..... 0-1  
 UNI ..... L, 102-61  
 Missouri ..... 0-1  
 Missouri State ..... L, 65-61  
 Nebraska ..... 1-0  
 Drake ..... W, 83-77  
 Notre Dame ..... 0-1  
 Drake ..... L, 82-64  
 South Carolina ..... 1-0  
 vs. Drake ..... W, 90-85  
 South Dakota State ..... 0-1  
 Drake ..... L, 80-71  
 Western Kentucky ..... 0-1  
 Southern Illinois ..... L, 83-76



### BRADLEY (20-7, 10-6 MVC)

#### Freshman Phenom

Freshman guard Lasha Petree took home her fifth MVC Newcomer of the Week award after averaging 20.0 points per game in wins against Valparaiso and Loyola last week. Petree, who is averaging 17.0 points per game over the last seven games, has pushed her season point total to 370 which is second all-time among Bradley freshmen behind Judy Burns 1981-82 freshman scoring record of 489 points. In fact, Petree is the top scoring freshman in the MVC since Drake's Sara Rhine had 440 points in 2015-16. Petree is shooting 45 percent (18-for-40) from beyond the arc over the last seven games in addition to averaging 6.6 free throw attempts per contest during that stretch.



#### End of the Road

Bradley tied a school season record with 12 home victories this year (12-3), but the Braves have also had success on the road in 2018-19. BU closes out the regular-season schedule on the road for the first time since 2015-16 and will play at Drake to finish out the slate for the first time since 2005-06. The Braves are 7-4 on the road this year for the most road wins dating back to an 8-7 road mark in 2011-12. The last time Bradley won four Valley road games prior to this season was 2009-10 (4-5) and the Braves will be trying to win five league road games for the first time since head coach Andrea Gorski's senior year of 1991-92 (6-3). Bradley is looking for its first win in the state of Iowa since a 61-58 victory at the Knapp Center on Jan. 24, 2010.

Date	Opponent	Location	TV	Time
N10	SEMO	W, 85-79		1-0
N18	Rockhurst	W, 83-40		2-0
<b>Florida Atlantic Tournament</b>				
N23	vs. Delaware	W, 59-47		3-0
N24	at Florida Atlantic	W, 80-59		4-0
N28	Eastern Illinois	W, 67-64		5-0
D1	Oakland	W, 73-64		6-0
D4	Western Illinois	W, 82-68		7-0
D14	at Omaha	W, 80-60		8-0
D19	at Cleveland State	W, 67-65		9-0
D21	at Purdue	L, 74-61		9-1
D28	Chicago State	W, 89-59		10-1
J4	*Drake	L, 92-63		10-2, 0-1
J6	*Northern Iowa	L, 81-78 (OT)		10-3, 0-2
J11	*at Evansville	W, 75-68		11-3, 1-2
J13	*at Indiana State	W, 61-45		12-3, 2-2
J18	*Missouri State	L, 68-56		12-4, 2-3
J20	*So. Illinois	W, 58-53 (OT)		13-4, 3-3
J26	*at Illinois State	W, 79-68		14-4, 4-3
F1	*at Valparaiso	L, 76-73		14-5, 4-4
F3	*at Loyola	W, 69-56		15-5, 5-4
F8	*Indiana State	W, 81-80		16-5, 6-4
F10	*Evansville	W, 81-63		17-5, 7-4
F15	*at So. Illinois	L, 62-55		17-6, 7-5
F17	*at Missouri State	L, 82-60		17-7, 7-6
F22	*Illinois State	W, 75-65		18-7, 8-6
F28	*Valparaiso	W, 87-76		19-7, 9-6
M2	*Loyola	W, 71-59		20-7, 10-6
M7	*at Northern Iowa	Cedar Falls, Iowa	ESPN+	7 PM
M9	*at #22 Drake	Des Moines, Iowa	ESPN+	2 PM

#### MVC Tournament

M14-17 Moline, Ill. ESPN+

\*MVC Games; Times are CST (unless noted) and subject to change

### #22 DRAKE (23-5, 15-1 MVC)

#### Sole Possession

Drake claimed sole possession of first place in the Missouri Valley Conference standings with its 70-61 win at Missouri State Sunday. Drake with a record of 15-1 in league action is one game ahead of Missouri State at 14-2. The Bulldogs can win their third consecutive MVC regular season title with victories over Bradley and Illinois State in their final games of the regular season. A title this season would be Drake's ninth conference title in program history.



#### Call the Police

Senior Sammie Bachrodt, the reigning MVC Defensive Player of the Year, has rocketed up the all-time steals list at Drake in her final season. Bachrodt, who entered 2018-19 with 200 career steals, has moved from No. 9 to tied for No. 3 with 266. She is tied with Linda Sayavongchanh and needs just two more steals to tie her former teammate Lizzy Wendell (2013-17) who had 268. Kay Riek (1980-84) is the program's all-time leader with 274.

#### What A Senior Class

Following its game against Bradley on Saturday, Drake will honor its outstanding 2018-19 senior class of Bachrodt, Maddy Dean, Becca Jonas and Nicole Miller. Together the four have played in 489 career games, scored 4,289 points and won 120 games and four MVC titles. They have played in the postseason every season, including the NCAA Tournament the past two seasons. The group has won numerous on-and-off the court awards and their names found among many of the all-time statistical leaders at Drake.

Date	Opponent	Location	TV	Time
N7	at Nebraska	W, 83-77		1-0
N10	at Western Illinois	W, 98-71		2-0
N15	South Dakota	W, 76-64		3-0
N18	CSUN	W, 73-63		4-0
<b>Vancouver Showcase</b>				
N22	vs. Rutgers	W, 69-59		5-0
N23	vs. #1 Notre Dame	L, 82-64		5-1
N24	vs. #13 S. Carolina	W, 90-85 (OT)		6-1
N28	at Creighton	W, 85-69		7-1
D4	Clarke	W, 91-43		8-1
D8	at South Dakota St.	L, 80-71		8-2
D16	at Iowa State	L, 86-81		8-3
D21	#16 Iowa	L, 91-82		8-4
J4	*at Bradley	W, 92-63		9-4, 1-0
J6	*at Illinois State	W, 82-64		10-4, 2-0
J11	*Loyola	W, 69-60		11-4, 3-0
J13	*Valparaiso	W, 84-53		12-4, 4-0
J18	*at Northern Iowa	W, 88-64		13-4, 5-0
J25	*at Indiana State	W, 70-68		14-4, 6-0
J27	*at Evansville	W, 78-47		15-4, 7-0
F1	*Missouri State	L, 85-79		15-5, 7-1
F3	*So. Illinois	W, 94-66		16-5, 8-1
F8	*at Valparaiso	W, 88-62		17-5, 9-1
F10	*at Loyola	W, 83-55		18-5, 10-1
F15	*Northern Iowa	W, 76-61		19-5, 11-1
F22	*Evansville	W, 66-39		20-5, 12-1
F24	*Indiana State	W, 96-77		21-5, 13-1
M1	*at So. Illinois	W, 71-64		22-5, 14-1
M3	*at Missouri State	W, 70-61		23-5, 15-1
M7	*Illinois State	Des Moines, Iowa	ESPN+	6 PM
M9	*Bradley	Des Moines, Iowa	ESPN+	2 PM

#### MVC Tournament

M14-17 Moline, Ill. ESPN+

\*MVC Games; Times are CST (unless noted) and subject to change

### EVANSVILLE (4-23, 2-14 MVC)

#### Gaspar's Career Game

Continuing her strong season, senior Kerri Gaspar produced one of the best scoring performances in program history. Against Indiana State on Friday evening, Gaspar scored a career-high 34 points, shooting 6-7 from beyond the arc and a perfect 8-8 from the free throw line, tying the program record for most points in a regulation game. Gaspar's 34 points tied Shelly Brand-Allard who scored 34 points in a win over ISUE during the 198-83 season.



#### Logging Heavy Minutes

On Friday evening against Indiana State, a pair of seniors recorded heavy minutes in the Aces' win. Kerri Gaspar and Marley Miller each played all 40 minutes in Evansville's victory, combining for 45 of the Aces' 59 points.

#### Honoring the Seniors

As the regular season comes to a close, the Aces will honor their four seniors. Kerri Gaspar, Brooke Bishop, Marley Miller, and Tattenai Hall have combined to play 7,813 minutes or nearly 5-and-a-half days on the court. The three seniors have combined for 2,313 points, including 830 points this season.

Date	Opponent	Location	TV	Time
N7	at Murray State	L, 81-53		0-1
N10	at Chicago State	W, 67-58		1-1
N14	SIUE	L, 54-45		1-2
N20	Purdue Ft. Wayne	L, 72-66		1-3
N29	at Marshall	L, 72-65 (OT)		1-4
D2	at Morehead State	L, 85-63		1-5
D5	UIC	L, 62-54		1-6
D8	SEMO	L, 54-50		1-7
D15	at Dayton	L, 69-30		1-8
D18	Austin Peay	W, 56-52		2-8
D21	at Wisconsin	L, 96-60		2-9
J4	*at So. Illinois	L, 67-47		2-10, 0-1
J6	*at Missouri State	L, 88-66		2-11, 0-2
J11	*Bradley	L, 75-68		2-12, 0-3
J13	*Illinois State	L, 72-61		2-13, 0-4
J18	*at Loyola	L, 61-56		2-14, 0-5
J20	*at Valparaiso	L, 93-49		2-15, 0-6
J25	*Northern Iowa	L, 74-46		2-16, 0-7
J27	*Drake	L, 78-47		2-17, 0-8
F1	*Indiana State	L, 76-69		2-18, 0-9
F8	*at Illinois State	L, 82-59		2-19, 0-10
F10	*at Bradley	L, 81-63		2-20, 0-11
F15	*Valparaiso	W, 77-65		3-20, 1-11
F17	*Loyola	L, 71-51		3-21, 1-12
F22	*at #24 Drake	L, 66-39		3-22, 1-13
F24	*at Northern Iowa	L, 95-46		3-23, 1-14
M1	*at Indiana State	W, 59-56		4-23, 2-14
M7	*Missouri State	Evansville, Ind.	ESPN+	6 PM
M9	*So. Illinois	Evansville, Ind.	ESPN+	1 PM

#### MVC Tournament

M14-17 Moline, Ill. ESPN+

\*MVC Games; Times are CST (unless noted) and subject to change

### ILLINOIS STATE (17-10, 10-6 MVC)

#### Double Double Trouble

Simone Goods secured her 11th career double-double in win over Loyola Chicago, marking herself in the ISU record books at 14th all-time. With one more double-double showing, she would tie and finish top 10 in ISU history with just two seasons as a Redbird. Goods set a new career high Friday night, grabbing 15 rebounds, and is the first player to do so since 2014 (Octavia Crump vs. Bradley).



#### Going Out in Style

Katrina Beck and Simone Goods both had notable performances in their last weekend playing in Redbird Arena. Beck surpassed her career high, notching 21 points and Goods topped her own rebounds record, grabbing 15. Both seniors added 21 points on Friday and each scored 14 Sunday, leading ISU to the weekend sweep.

#### On the Rise

In two short seasons at the helm of the program, Coach Gillespie has tallied 31 wins. She now surpasses Barb Smith's overall win total and secured more wins in the first two seasons than Mizzou's current head coach, Robin Pingeton collected in her first two seasons at ISU.

Date	Opponent	Location	TV	Time
N11	at SIUE	L, 68-61		0-1
N14	North Dakota	W, 67-55		1-1
N17	at E. Michigan	L, 50-41		1-2
N19	at Cleveland St.	L, 67-63		1-3
N25	at Butler	L, 58-56		1-4
N29	Oakland	W, 62-56		2-4
D4	Austin Peay	W, 61-49		3-4
D7	at N. Kentucky	W, 58-53		4-4
D16	Maryville	W, 61-52		5-4
D20	Saint Louis	W, 72-67		6-4
D30	at UMKC	W, 62-55		7-4
J4	*Northern Iowa	W, 66-64		8-4, 1-0
J6	*Drake	L, 82-64		8-5, 1-1
J11	*at Indiana State	L, 59-44		8-6, 1-2
J13	*at Evansville	W, 72-61		9-6, 2-2
J18	*So. Illinois	W, 60-52		10-6, 3-2
J20	*Missouri State	L, 59-47		10-7, 3-3
J26	*Bradley	L, 79-68		10-8, 3-4
F1	*at Loyola	L, 62-59		10-9, 3-5
F3	*at Valparaiso	W, 70-67		11-9, 4-5
F8	*Evansville	W, 82-59		12-9, 5-5
F10	*Indiana State	W, 78-70		13-9, 6-5
F15	*at Missouri State	W, 60-56		14-9, 7-5
F17	*at So. Illinois	W, 68-66		15-9, 8-5
F22	*at Bradley	L, 75-65		15-10, 8-6
F28	*Loyola	W, 65-52		16-10, 9-6
M3	*Valparaiso	W, 74-53		17-10, 10-6

M7	*at #22 Drake	Des Moines, Iowa	ESPN+	6 PM
M9	*at Northern Iowa	Cedar Falls, Iowa	ESPN+	2 PM

#### MVC Tournament

M14-17 Moline, Ill. ESPN+

\*MVC Games; Times are CST (unless noted) and subject to change



## INDIANA STATE (11-16, 5-11 MVC)

### March Off

"March On" may be the official hashtag and battle cry for Sycamore Athletics (and common phrase used in the school's fight song) but for Indiana State Women's Basketball, it's been more like March Off for the past five years. That is because it has been nearly five years and 14 games since ISU has won a game in the month of March – a streak that dates back to March 14, 2014. That was the last time the Blue and White claimed a March win with a 62-51 victory over Loyola in the MVC Tournament in St. Charles, Missouri.



### Home Sweet Home

After a season dominated by travel, Indiana State is finally heading home. The Sycamores will end the regular season with a three-game homestand, the longest such home streak on the schedule. The Trees have only played nine home games to date, compared to 16 road contests, did not have a home game in November and only two in February.

### Going to Battle

Ty Battle is seemingly coming into her own late in the season. Since hosting Drake on Jan. 25, Battle is averaging 12.8 points per game, is shooting 40 percent from the field and is bringing down an average of 8.1 rebounds per game, leading the team in all three categories. But the sophomore forward isn't just performing well on offense as she leads the team with 11 blocks and is one of four players with double digit steals (18) in that time frame.

Date	Opponent	Location	TV	Time
N7	at Marshall	W, 62-53		1-0
N13	at Saint Louis	W, 60-56		2-0
<b>Grand Canyon Tournament</b>				
N23	at Grand Canyon	W, 88-81 (2OT)		3-0
N24	vs. UC Irvine	L, 77-61		3-1
N29	at SEMO	W, 62-51		4-1
D3	IUPUI	L, 64-59		4-2
D5	at Illinois	L, 75-57		4-3
D8	UIC	W, 60-53		5-3
D17	at Butler	L, 72-49		5-4
D21	at Eastern Illinois	L, 63-39		5-5
D30	Davenport	W, 79-43		6-5
J4	*at Missouri State	L, 71-58		6-6, 0-1
J6	*at So. Illinois	W, 61-58		7-6, 1-1
J11	*Illinois State	W, 59-44		8-6, 2-1
J13	*Bradley	L, 61-45		8-7, 2-2
J18	*at Valparaiso	W, 86-82 (OT)		9-7, 3-2
J20	*at Loyola	L, 56-54		9-8, 3-3
J25	*Drake	L, 70-68		9-9, 3-4
J27	*Northern Iowa	L, 71-51		9-10, 3-5
F1	*at Evansville	W, 76-69		10-10, 4-5
F8	*at Bradley	L, 81-80		10-11, 4-6
F10	*at Illinois State	L, 78-70		10-12, 4-7
F15	*Loyola	L, 44-36		10-13, 4-8
F17	*Valparaiso	W, 67-59		11-13, 5-8
F22	*at Northern Iowa	L, 71-63		11-14, 5-9
F24	*at #24 Drake	L, 96-77		11-15, 5-10
M1	*Evansville	L, 59-56		11-16, 5-11

M7	*So. Illinois	Terre Haute, Ind.	ESPN+	6 PM
M9	*Missouri State	Terre Haute, Ind.	ESPN3	1 PM

### MVC Tournament

M14-17	Moline, Ill.	ESPN+
--------	--------------	-------

\*MVC Games; Times are CST (unless noted) and subject to change

## LOYOLA (12-16, 6-11 MVC)

### Coming up Short

Loyola showed a ton of heart this past weekend, battling its way back from a pair of double-digit deficits, only to come up on the short end of road setbacks at Illinois State, 65-52, and Bradley, 71-59. The Ramblers chipped a 20-point second-quartet deficit down to just seven in Thursday's matchup with the Redbirds before coming back from 10 down against Bradley two days later, tying the game in the third quarter before ultimately falling. Abby O'Connor continued her sparkling play of late, averaging 15.5 points, 9.5 rebounds and 2.5 blocks over the two-game road trip.



### Block Party

After racking up five more blocked shots this past weekend, sophomore forward Abby O'Connor is approaching the top five on Loyola's single-season record board in the category. The South Bend, Ind. native is just a block shy of tying matching Denise Lawrence (1987-88) for the fifth most by a Rambler in a single season. O'Connor's 42 rejections are the most by a Rambler since Taylor Manuel posted a 51-block campaign during the 2015-16 season.

### One for the Road

Loyola will close the 2018-19 regular season by making the short trip to Valparaiso, Ind. for a Saturday afternoon tilt with Valparaiso at 1 p.m. The Ramblers, who have already eclipsed their road victory total from the last two seasons combined, can wrap up the No. 7 seed in the upcoming Missouri Valley Conference Tournament, March 14-17, in Moline, Ill. with a win on Saturday. A Rambler victory, coupled with Southern Illinois losses to both Indiana State and Evansville, would clinch an opening-round bye for the Maroon & Gold.

Date	Opponent	Location	TV	Time
N9	at Youngstown St.	L, 74-63		0-1
N12	Detroit Mercy	W, 52-43		1-1
N17	at UIC	W, 75-60		2-1
N20	at Bowling Green	L, 88-74		2-2
N26	Chicago State	W, 76-40		3-2
N29	Purdue Ft. Wayne	W, 81-67		4-2
D3	at W. Michigan	W, 64-53		5-2
D6	SIUE	W, 56-43		6-2
D9	at Purdue	L, 65-41		6-3
D16	UMKC	L, 88-74		6-4
D20	#20 DePaul	L, 102-76		6-5
J6	*Valparaiso	W, 80-54		7-5, 1-0
J11	*at Drake	L, 69-60		7-6, 1-1
J13	*at Northern Iowa	L, 64-52		7-7, 1-2
J18	*Evansville	W, 61-56		8-7, 2-2
J20	*Indiana State	W, 56-54		9-7, 3-2
J25	*at Missouri State	L, 84-49		9-8, 3-3
J27	*at So. Illinois	L, 74-63		9-9, 3-4
F1	*Illinois State	W, 62-59		10-9, 4-4
F3	*Bradley	L, 69-56		10-10, 4-5
F8	*Northern Iowa	L, 71-65		10-11, 4-6
F10	*Drake	L, 83-55		10-12, 4-7
F15	*at Indiana State	W, 44-36		11-12, 5-7
F17	*at Evansville	W, 71-51		12-12, 6-7
F22	*So. Illinois	L, 64-41		12-13, 6-8
F24	*Missouri State	L, 85-58		12-14, 6-9
F28	*at Illinois State	L, 65-52		12-15, 6-10
M2	*at Bradley	L, 71-59		12-16, 6-11

M9	*at Valparaiso	Valparaiso, Ind.	ESPN+	1 PM
----	----------------	------------------	-------	------

### MVC Tournament

M14-17	Moline, Ill.	ESPN+
--------	--------------	-------

\*MVC Games; Times are CST (unless noted) and subject to change

## MISSOURI STATE (18-9, 14-2 MVC)

### Chasing Road History

Missouri State has a chance at history this weekend in Indiana, as it takes a 7-0 MVC road record to the Hoosier State. Two wins would give the Lady Bears their first ever perfect Valley road record, and also run their league road streak to 11 straight, surpassing the current school best of 10 consecutive wins from 1/14/99-1/22/00 and 2/20/15-2/5/16. Additionally, MSU could match its overall longest road streak of nine wins, tying the 1992 team's run from Jan. 11-March 22 of that season.



### Gitzen Solid On Senior Day

Danielle Gitzen, MSU's lone senior, had a stat-stuffing Senior Day fitting for her career, posting 13 points, seven rebounds, three assists and three steals. In her career, Gitzen has 912 points, 430 rebounds, 266 assists and 155 steals, joining Kari Koch, Casey Garrison, Secelia Winkfield, Melody Howard and Kenzie Williams as the only players in school history to reach those numbers in all four categories.

### Franklin Joins 35/35 Club

With nine steals and three blocks last week, Jasmine Franklin moved into the top 10 in school history with 36 blocks on the season, and also has 37 thefts. She is the only freshman in the country with at least 35 blocks and 35 steals, the only MVC player with those numbers, and one of four players in MSU history to reach those milestones, joining Christiana Shorter (37 blocks/54 steals as Fr. in 2010), Tyonna Snow (39 blocks/109 steals as Sr. in 2016), Sharon Zeilmann (75 blocks/35 steals as Sr. in 1987).

Date	Opponent	Location	TV	Time
N10	at Wichita State	L, 63-60 (OT)		0-1
N13	at #16 Missouri	L, 65-61		0-2
N17	Ball State	W, 74-54		1-2
N24	at Santa Clara	L, 77-73		1-3
D1	at North Texas	L, 83-76 (OT)		1-4
D4	South Dakota	L, 85-74		1-5
D9	at Indiana	L, 98-74		1-6
D16	#21 Gonzaga	L, 70-67		1-7
<b>UMKC Roo Holiday Classic</b>				
D20	vs. Louisiana Tech	W, 82-70		2-7
D21	vs. SIUE	W, 68-65		3-7
D30	Little Rock	W, 48-44		4-7
J4	*Indiana State	W, 71-58		5-7, 1-0
J6	*Evansville	W, 88-66		6-7, 2-0
J13	*So. Illinois	W, 66-51		7-7, 3-0
J18	*at Bradley	W, 68-56		8-7, 4-0
J20	*at Illinois State	W, 59-47		9-7, 5-0
J25	*Loyola	W, 84-49		10-7, 6-0
J27	*Valparaiso	W, 108-63		11-7, 7-0
F1	*at Drake	W, 85-79		12-7, 8-0
F3	*at Northern Iowa	W, 63-58		13-7, 9-0
F8	*at So. Illinois	W, 70-58		14-7, 10-0
F15	*Illinois State	L, 60-56		14-8, 10-1
F17	*Bradley	W, 82-60		15-8, 11-1
F22	*at Valparaiso	W, 77-58		16-8, 12-1
F24	*at Loyola	W, 85-58		17-8, 13-1
M1	*Northern Iowa	W, 58-48		18-8, 14-1
M3	*#23 Drake	L, 70-61		18-9, 14-2
M7	*at Evansville	Evansville, Ind.	ESPN+	6 PM
M9	*at Indiana State	Terre Haute, Ind.	KOZL-TV	1 PM

#### MVC Tournament

M14-17 Moline, Ill. ESPN+

\*MVC Games; Times are CST (unless noted) and subject to change

## UNI (18-10, 11-5 MVC)

### Looking to Secure Third

The Panther women have a one-game lead for third place with two games to play. The games are against Bradley and Illinois State, the teams that are tied for fourth in the conference. The Panthers beat Bradley 81-79 in overtime and lost to Illinois State 66-64 in a hard-fought battle.



### Rucker Impresses

Karli Rucker continues to impress, she had a career-high 28 points against Southern Illinois in UNI's final road game. She is shooting .455 for the year and .830 from the free-throw line. She is sixth in league in scoring and second in assists.

Date	Opponent	Location	TV	Time
<b>Preseason WNIT</b>				
N9	Delaware	W, 79-67		1-0
N11	at #19 Marquette	L, 102-61		1-1
N18	at N. Illinois	L, 70-59		1-2
N20	Creighton	W, 65-55		2-2
<b>Long Beach State Tournament</b>				
N23	at Long Beach St.	W, 71-64		3-2
N24	vs. Boise State	L, 61-60		3-3
N30	at IUPUI	W, 53-40		4-3
D4	North Dakota	W, 64-60		5-3
D16	at #16 Iowa	L, 83-57		5-4
D19	Minnesota State	W, 73-56		6-4
D21	Omaha	W, 79-50		7-4
D29	at Kansas State	L, 72-62		7-5
J4	*at Illinois State	L, 66-64		7-6, 0-1
J6	*at Bradley	W, 81-78 (OT)		8-6, 1-1
J11	*Valparaiso	W, 71-52		9-6, 2-1
J13	*Loyola	W, 64-52		10-6, 3-1
J18	*Drake	L, 88-64		10-7, 3-2
J25	*at Evansville	W, 74-46		11-7, 4-2
J27	*at Indiana State	W, 71-51		12-7, 5-2
F1	*So. Illinois	W, 65-53		13-7, 6-2
F3	*Missouri Statel	L, 63-58		13-8, 6-3
F8	*at Loyola	W, 71-65		14-8, 7-3
F10	*at Valparaiso	W, 64-56		15-8, 8-3
F15	*at Drake	L, 76-61		15-9, 8-4
F22	*Indiana State	W, 71-63		16-9, 9-4
F24	*Evansville	W, 95-46		17-9, 10-4
M1	*at Missouri State	L, 58-48		17-10, 10-5
M3	*at So. Illinois	W, 76-67		18-10, 11-5
M7	*Bradley	Cedar Falls, Iowa	ESPN+	7 PM
M9	*Illinois State	Cedar Falls, Iowa	ESPN+	2 PM

#### MVC Tournament

M14-17 Moline, Ill. ESPN+

\*MVC Games; Times are CST (unless noted) and subject to change

### SOUTHERN ILLINOIS (13-14, 6-10 MVC)

#### Inching Closer

Nicole Martin scored 12 of her 18 points in the fourth quarter against Northern Iowa on Sunday and inched closer to becoming the seventh-active Missouri Valley Conference player to join the 1,000 career points club. The 2019 Preseason All-MVC selection sits at 984 career points and would become the 26th Saluki to reach 1,000 career points and just the ninth to do so during their junior season.



#### Winning the Boards

The Salukis have won the battle of the boards in four-straight games, their second-longest streak of the season. Southern has out-rebounded foes by an average of 12 rebounds during the stretch, which included a +14 rebounding margin against UNI on Sunday. Two Salukis, Abby Brockmeyer (3rd, 8.1/game) and Nicole Martin (6th, 7.3/game) rank in the top-10 in the league in rebounding.

#### Mak Attack

Makenzie Silvey has scored in double figures in seven-straight games, her third streak of five-plus games in double figures this season. 48% of Silvey's 392 points this season have come from behind the arc, as her 115 career three-pointers are already the seventh-most in school history, while her 63 treys this season are the second-most by a sophomore in program history. Her 63 threes are also second to Bradley's Gabi Haack (65) for most in the Valley this season.

Date	Opponent	Location	TV	Time
N9	at UT-Martin	L, 95-94		0-1
N14	SEMO	W, 60-40		1-1
N17	Marshall	W, 58-49		2-1
N20	at W. Kentucky	L, 83-76		2-2

#### South Point Thanksgiving Shootout

N23	vs. Hartford	W, 72-50		3-2
N24	vs. #19 Arizona St.	L, 82-38		3-3
N29	at Saint Louis	L, 62-58		3-4

D7	Northern Illinois	W, 82-73		4-4
D8	Eastern Illinois	W, 73-59		5-4
D18	at Murray State	W, 65-59		6-4
D21	IUPUI	W, 78-73 (OT)		7-4

J4	*Evansville	W, 67-47		8-4, 1-0
J6	*Indiana State	L, 61-58		8-5, 1-1
J13	*at Missouri State	L, 66-51		8-6, 1-2
J18	*at Illinois State	L, 60-52		8-7, 1-3
J20	*at Bradley	L, 58-53 (OT)		8-8, 1-4
J25	*Valparaiso	W, 87-65		9-8, 2-4
J27	*Loyola	W, 74-63		10-8, 3-4

F1	*at Northern Iowa	L, 65-53		10-9, 3-5
F3	*at Drake	L, 94-66		10-10, 3-6
F8	*Missouri State	L, 70-58		10-11, 3-7
F15	*Bradley	W, 62-55		11-11, 4-7
F17	*Illinois State	L, 68-66		11-12, 4-8
F22	*at Loyola	W, 64-41		12-12, 5-8
F24	*at Valparaiso	W, 58-47		13-12, 6-8

M1	*#23 Drake	L, 71-64		13-13, 6-9
M3	*Northern Iowa	L, 76-67		13-14, 6-10

M7	*at Indiana State	Terre Haute, Ind.	ESPN+	6 PM
M9	*at Evansville	Evansville, Ind.	ESPN+	1 PM

#### MVC Tournament

M14-17	Moline, Ill.	ESPN+
--------	--------------	-------

\*MVC Games; Times are CST (unless noted) and subject to change

### VALPARAISO (6-23, 2-15 MVC)

#### Tournament Talk

Valpo is currently attempting to fend off Evansville for the No. 9 seed in Hoops in the Heartland, the annual Missouri Valley Conference tournament that will take place next week in Moline, Ill. If Evansville falls on Thursday vs. Missouri State, then Valpo can clinch the No. 9 seed with either a win over Loyola or an Evansville loss to Southern Illinois on Saturday. If Evansville beats Missouri State on Thursday, then Valpo would need both a win over Loyola and an Evansville loss to Southern Illinois to secure the No. 9 seed.



#### An ARC Fixture

Amid all the change that has occurred within the Valparaiso women's basketball program over the last four years, Meredith Hamlet has been a true constant. Out of 122 games during the last four seasons, Hamlet has appeared in 120 and started 118. Saturday's game against Loyola will not only be Meredith's final home contest at Valpo, but it will end a six-year run of a Hamlet playing for the program. After Saturday, the next Valpo home game will be the first one without a Hamlet on the roster since March 11, 2013. Meredith's older sisters Elizabeth and Annemarie both played for the team.

#### My Time is Now

To say Allison Schofield waited her turn would be an understatement. She waited through a freshman season where she played 61 minutes over 13 games. She saw action in 9.8 minutes per game as a sophomore, but saw that drop to just 6.4 minutes per game over 20 contests as a junior. She also did some waiting this year, sitting through an elbow injury that cost her seven games. But now, her patience has been rewarded in the form of playing time as the Valpo senior has seen action in 21 games and averaged 23.9 minutes per outing. She has played more minutes this season than she did in her first three years combined.

Date	Opponent	Location	TV	Time
N7	at UIC	L, 75-65		0-1
N11	North Dakota	L, 62-56		0-2
N14	at Illinois	L, 73-54		0-3

#### Morehead State Tournament

N16	at Morehead St.	L, 68-62		0-4
N17	vs. St. Francis (NY)	W, 78-76		1-4

N26	Toledo	L, 65-59		1-5
-----	--------	----------	--	-----

N29	at Chicago State	W, 76-70		2-5
-----	------------------	----------	--	-----

D2	Eastern Illinois	W, 62-60		3-5
D8	Miami (OH)	L, 68-47		3-6
D16	North Dakota St.	L, 51-48		3-7
D19	at Purdue Ft. Wayne	W, 68-64		4-7
D21	Bowling Green	L, 79-72		4-8

J6	*at Loyola	L, 80-54		4-9, 0-1
J11	*at Northern Iowa	L, 71-52		4-10, 0-2
J13	*at Drake	L, 84-53		4-11, 0-3
J18	*Indiana State	L, 86-82 (OT)		4-12, 0-4
J20	*Evansville	W, 93-49		5-12, 1-4
J25	*at So. Illinois	L, 87-65		5-13, 1-5
J27	*at Missouri State	L, 108-63		5-14, 1-6

F1	*Bradley	W, 76-73		6-14, 2-6
F3	*Illinois State	L, 70-67		6-15, 2-7
F8	*Drake	L, 88-62		6-16, 2-8
F10	*Northern Iowa	L, 64-56		6-17, 2-9
F15	*at Evansville	L, 77-65		6-18, 2-10
F17	*at Indiana State	L, 67-59		6-19, 2-11
F22	*Missouri State	L, 77-58		6-20, 2-12
F24	*So. Illinois	L, 58-47		6-21, 2-13
F28	*at Bradley	L, 87-76		6-22, 2-14

M3	*at Illinois State	L, 74-53		6-23, 2-15
----	--------------------	----------	--	------------

M9	*Loyola	Valparaiso, Ind.	ESPN+	1 PM
----	---------	------------------	-------	------

#### MVC Tournament

M14-17	Moline, Ill.	ESPN+
--------	--------------	-------

\*MVC Games; Times are CST (unless noted) and subject to change





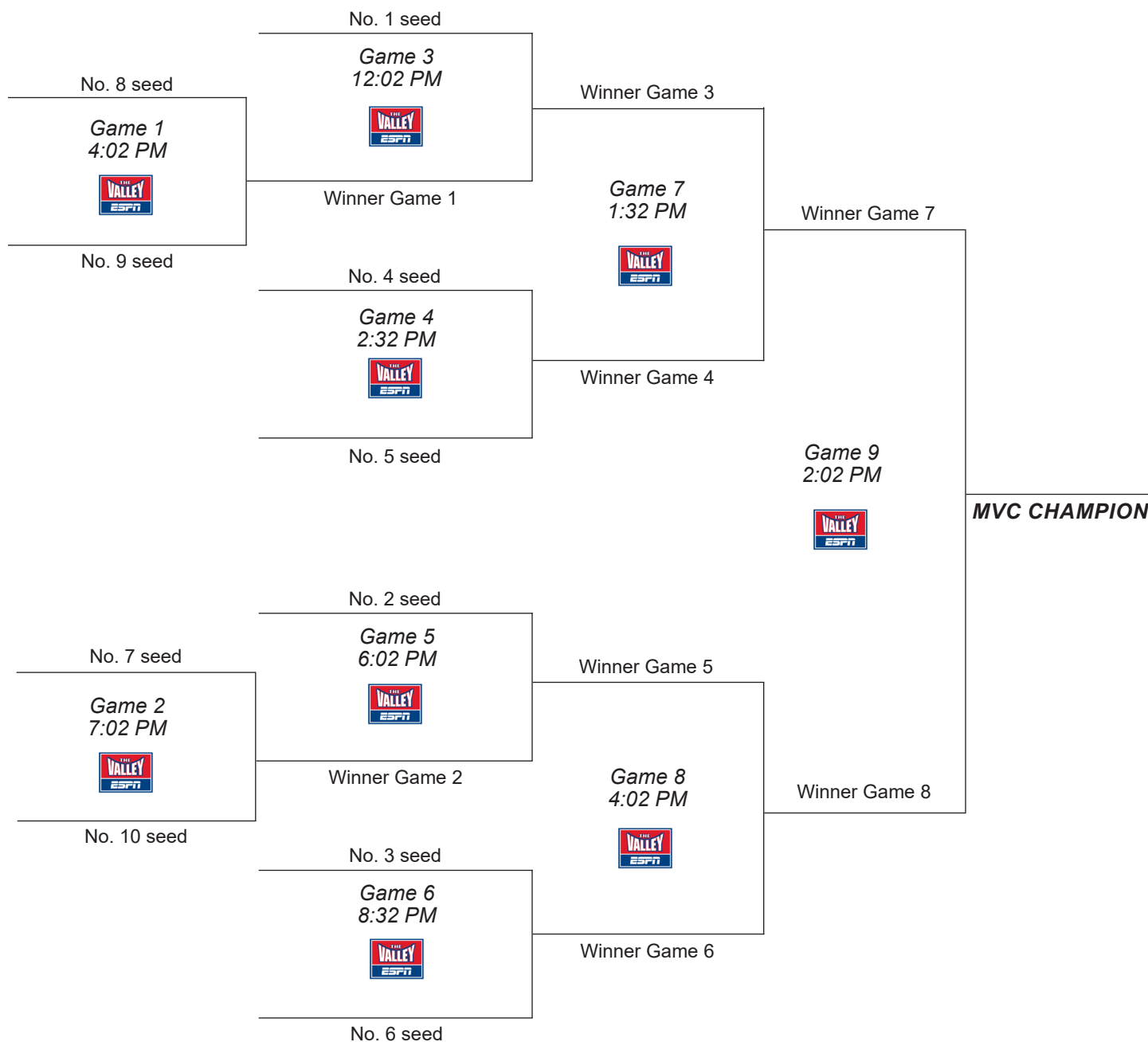
# Missouri Valley Conference Women's Basketball Tournament Moline, Ill. • March 14-17, 2019 TaxSlayer Center

Thursday, March 14

Friday, March 15

Saturday, March 16

Sunday, March 17





2018-19 Missouri Valley Conference  
CONFERENCE BASKETBALL STATISTICS  
Through games of Mar 04, 2019 (All games)



SCORING OFFENSE	G	W-L	Pts	Avg/G
1. Drake	28	23-5	2249	80.3
2. Bradley	27	20-7	1948	72.1
3. Missouri State	27	18-9	1938	71.8
4. Northern Iowa	28	18-10	1881	67.2
5. Southern Illinois	27	13-14	1754	65.0
6. Illinois State	27	17-10	1706	63.2
7. Valparaiso	29	6-23	1828	63.0
8. Indiana State	27	11-16	1683	62.3
9. Loyola	28	12-16	1716	61.3
10. Evansville	27	4-23	1512	56.0

SCORING DEFENSE	G	Pts	Avg/G
1. Illinois State	27	1646	61.0
2. Northern Iowa	28	1760	62.9
3. Missouri State	27	1713	63.4
4. Southern Illinois	27	1732	64.1
5. Indiana State	27	1758	65.1
6. Loyola	28	1832	65.4
7. Bradley	27	1773	65.7
8. Drake	28	1859	66.4
9. Evansville	27	1955	72.4
10. Valparaiso	29	2111	72.8

SCORING MARGIN	G	Offense	Defense	Margin
1. Drake	28	80.3	66.4	+13.9
2. Missouri State	27	71.8	63.4	+8.3
3. Bradley	27	72.1	65.7	+6.5
4. Northern Iowa	28	67.2	62.9	+4.3
5. Illinois State	27	63.2	61.0	+2.2
6. Southern Illinois	27	65.0	64.1	+0.8
7. Indiana State	27	62.3	65.1	-2.8
8. Loyola	28	61.3	65.4	-4.1
9. Valparaiso	29	63.0	72.8	-9.8
10. Evansville	27	56.0	72.4	-16.4

FREE THROW PCT	G	FTM	FTA	Pct.
1. Northern Iowa	28	346	445	.778
2. Evansville	27	306	398	.769
3. Loyola	28	305	407	.749
4. Drake	28	390	525	.743
5. Bradley	27	440	606	.726
6. Valparaiso	29	369	519	.711
7. Illinois State	27	387	549	.705
8. Indiana State	27	341	493	.692
9. Missouri State	27	384	567	.677
10. Southern Illinois	27	305	470	.649

FIELD GOAL PERCENTAGE	G	FGM	FGA	Pct.
1. Drake	28	809	1705	.474
2. Illinois State	27	597	1395	.428
3. Missouri State	27	722	1707	.423
4. Northern Iowa	28	661	1586	.417
5. Loyola	28	626	1506	.416
6. Southern Illinois	27	641	1590	.403
7. Bradley	27	670	1698	.395
8. Valparaiso	29	606	1595	.380
9. Indiana State	27	590	1555	.379
10. Evansville	27	521	1493	.349

FIELD GOAL PCT DEFENSE	G	FGM	FGA	Pct.
1. Illinois State	27	570	1503	.379
2. Bradley	27	634	1639	.387
3. Drake	28	685	1768	.387
4. Northern Iowa	28	646	1637	.395
5. Loyola	28	679	1707	.398
6. Southern Illinois	27	585	1442	.406
7. Missouri State	27	637	1551	.411
8. Evansville	27	722	1670	.432
9. Indiana State	27	624	1389	.449
10. Valparaiso	29	740	1605	.461

3-POINT FG PCT	G	3FGM	3FGA	Pct.
1. Drake	28	241	692	.348
2. Loyola	28	159	473	.336
3. Indiana State	27	162	484	.335
4. Valparaiso	29	245	755	.325
5. Bradley	27	168	526	.319
6. Southern Illinois	27	167	530	.315
7. Northern Iowa	28	213	680	.313
8. Illinois State	27	125	410	.305
9. Missouri State	27	110	362	.304
10. Evansville	27	164	587	.279

3-POINT FG PCT DEFENSE	G	3FGM	3FGA	Pct.
1. Drake	28	198	709	.279
2. Missouri State	27	159	546	.291
3. Illinois State	27	168	575	.292
4. Bradley	27	143	483	.296
5. Northern Iowa	28	145	480	.302
6. Evansville	27	186	573	.325
7. Loyola	28	180	547	.329
8. Valparaiso	29	179	524	.342
9. Southern Illinois	27	157	445	.353
10. Indiana State	27	146	405	.360

REBOUNDING OFFENSE	G	Rebounds	Avg/G
1. Bradley	27	1122	41.6
2. Missouri State	27	1103	40.9
3. Drake	28	1098	39.2
4. Southern Illinois	27	1020	37.8
5. Illinois State	27	1001	37.1
6. Northern Iowa	28	1030	36.8
7. Loyola	28	987	35.2
8. Indiana State	27	904	33.5
9. Evansville	27	845	31.3
10. Valparaiso	29	869	30.0

REBOUNDING DEFENSE	G	Rebounds	Avg/G
1. Illinois State	27	840	31.1
2. Missouri State	27	894	33.1
3. Southern Illinois	27	923	34.2
4. Drake	28	964	34.4
5. Northern Iowa	28	969	34.6
6. Indiana State	27	949	35.1
7. Loyola	28	1018	36.4
8. Bradley	27	1048	38.8
9. Valparaiso	29	1138	39.2
10. Evansville	27	1177	43.6



2018-19 Missouri Valley Conference  
CONFERENCE BASKETBALL STATISTICS  
Through games of Mar 04, 2019 (All games)



REBOUNDING MARGIN	G	Team	Avg.	Opp.	Avg.	Margin
1. Missouri State	27	1103	40.9	894	33.1	+7.7
2. Illinois State	27	1001	37.1	840	31.1	+6.0
3. Drake	28	1098	39.2	964	34.4	+4.8
4. Southern Illinois	27	1020	37.8	923	34.2	+3.6
5. Bradley	27	1122	41.6	1048	38.8	+2.7
6. Northern Iowa	28	1030	36.8	969	34.6	+2.2
7. Loyola	28	987	35.2	1018	36.4	-1.1
8. Indiana State	27	904	33.5	949	35.1	-1.7
9. Valparaiso	29	869	30.0	1138	39.2	-9.3
10. Evansville	27	845	31.3	1177	43.6	-12.3

ASSISTS	G	No.	Avg/G
1. Drake	28	601	21.5
2. Southern Illinois	27	412	15.3
3. Bradley	27	379	14.0
4. Northern Iowa	28	374	13.4
5. Loyola	28	352	12.6
6. Missouri State	27	328	12.1
7. Valparaiso	29	329	11.3
8. Indiana State	27	302	11.2
9. Illinois State	27	302	11.2
10. Evansville	27	272	10.1

TURNOVER MARGIN	G	Team	Avg.	Opp.	Avg.	Margin
1. Missouri State	27	396	14.7	483	17.9	+3.2
2. Bradley	27	397	14.7	463	17.1	+2.4
3. Indiana State	27	487	18.0	548	20.3	+2.3
4. Valparaiso	29	461	15.9	482	16.6	+0.7
5. Southern Illinois	27	427	15.8	433	16.0	+0.2
6. Drake	28	478	17.1	468	16.7	-0.4
7. Northern Iowa	28	465	16.6	427	15.3	-1.4
8. Evansville	27	389	14.4	342	12.7	-1.7
9. Illinois State	27	440	16.3	349	12.9	-3.4
10. Loyola	28	455	16.3	355	12.7	-3.6

OFFENSIVE REBOUNDS	G	No.	Avg/G
1. Missouri State	27	392	14.5
2. Bradley	27	360	13.3
3. Southern Illinois	27	357	13.2
4. Indiana State	27	318	11.8
5. Drake	28	312	11.1
6. Northern Iowa	28	308	11.0
7. Illinois State	27	272	10.1
8. Valparaiso	29	234	8.1
9. Evansville	27	187	6.9
10. Loyola	28	187	6.7

DEFENSIVE REB PCT.	G	D-Reb	Opp. OR	D-Reb%
1. Illinois State	27	729	244	.749
2. Loyola	28	800	278	.742
3. Missouri State	27	711	249	.741
4. Southern Illinois	27	663	261	.718
5. Bradley	27	762	309	.711
6. Drake	28	786	326	.707
7. Indiana State	27	586	245	.705
8. Northern Iowa	28	722	318	.694
9. Valparaiso	29	635	325	.661
10. Evansville	27	658	359	.647

BLOCKED SHOTS	G	No.	Avg/G
1. Bradley	27	115	4.3
2. Loyola	28	107	3.8
3. Missouri State	27	91	3.4
4. Northern Iowa	28	92	3.3
5. Southern Illinois	27	86	3.2
6. Drake	28	73	2.6
7. Evansville	27	64	2.4
8. Illinois State	27	61	2.3
9. Indiana State	27	56	2.1
10. Valparaiso	29	60	2.1

STEALS	G	No.	Avg/G
1. Indiana State	27	265	9.8
2. Drake	28	258	9.2
3. Missouri State	27	244	9.0
4. Valparaiso	29	259	8.9
5. Bradley	27	214	7.9
6. Southern Illinois	27	204	7.6
7. Northern Iowa	28	195	7.0
8. Evansville	27	152	5.6
9. Illinois State	27	151	5.6
10. Loyola	28	127	4.5

ASSIST/TURNOVER RATIO	G	Ast.	Avg.	T/O	Avg.	Ratio
1. Drake	28	601	21.5	478	17.1	1.3
2. Southern Illinois	27	412	15.3	427	15.8	1.0
3. Bradley	27	379	14.0	397	14.7	1.0
4. Missouri State	27	328	12.1	396	14.7	0.8
5. Northern Iowa	28	374	13.4	465	16.6	0.8
6. Loyola	28	352	12.6	455	16.3	0.8
7. Valparaiso	29	329	11.3	461	15.9	0.7
8. Evansville	27	272	10.1	389	14.4	0.7
9. Illinois State	27	302	11.2	440	16.3	0.7
10. Indiana State	27	302	11.2	487	18.0	0.6

DEFENSIVE REBOUNDS	G	No.	Avg/G
1. Loyola	28	800	28.6
2. Bradley	27	762	28.2
3. Drake	28	786	28.1
4. Illinois State	27	729	27.0
5. Missouri State	27	711	26.3
6. Northern Iowa	28	722	25.8
7. Southern Illinois	27	663	24.6
8. Evansville	27	658	24.4
9. Valparaiso	29	635	21.9
10. Indiana State	27	586	21.7

OFFENSIVE REB PCT.	G	O-Reb	Opp. DR	O-Reb%
1. Missouri State	27	392	645	.378
2. Southern Illinois	27	357	662	.350
3. Drake	28	312	638	.328
4. Bradley	27	360	739	.328
5. Northern Iowa	28	308	651	.321
6. Illinois State	27	272	596	.313
7. Indiana State	27	318	704	.311
8. Valparaiso	29	234	813	.223
9. Loyola	28	187	740	.202
10. Evansville	27	187	818	.186





2018-19 Missouri Valley Conference  
CONFERENCE BASKETBALL STATISTICS  
Through games of Mar 04, 2019 (All games)



3-POINT FG MADE	G	No.	Avg/G
1. Drake	28	241	8.6
2. Valparaiso	29	245	8.4
3. Northern Iowa	28	213	7.6
4. Bradley	27	168	6.2
5. Southern Illinois	27	167	6.2
6. Evansville	27	164	6.1
7. Indiana State	27	162	6.0
8. Loyola	28	159	5.7
9. Illinois State	27	125	4.6
10. Missouri State	27	110	4.1



2018-19 Missouri Valley Conference  
CONFERENCE BASKETBALL STATISTICS  
Through games of Mar 04, 2019 (All games)



Team	Conference	Pct.	PF	PA	Overall	Pct.	PF	PA	Current unbeaten streak
Drake	15-1	.938	80.4	61.8	23-5	.821	80.3	66.4	Drake -- 8
Missouri State	14-2	.875	73.8	58.7	18-9	.667	71.8	63.4	Bradley -- 3
Northern Iowa	11-5	.688	68.6	61.2	18-10	.643	67.2	62.9	Illinois State -- 2
Bradley	10-6	.625	70.1	68.4	20-7	.741	72.1	65.7	Evansville -- 1
Illinois State	10-6	.625	65.1	63.5	17-10	.630	63.2	61.0	Northern Iowa -- 1
Southern Illinois	6-10	.375	62.5	62.9	13-14	.481	65.0	64.1	
Loyola	6-11	.353	57.9	65.2	12-16	.429	61.3	65.4	
Indiana State	5-11	.312	62.9	66.9	11-16	.407	62.3	65.1	
Evansville	2-14	.125	56.4	75.0	4-23	.148	56.0	72.4	
Valparaiso	2-15	.118	63.6	76.5	6-23	.207	63.0	72.8	

TEAM SUMMARIES	G	PF-PA	Avg score	Margin	FG-FGA	Pct.	3FG-FGA	Pct.	FT-FTA	Pct.	RebF	RebA	Margin
Bradley	27	1948-1773	72.1-65.7	+6.5	670-1698	.395	168-526	.319	440-606	.726	1122	1048	+2.7
Drake	28	2249-1859	80.3-66.4	+13.9	809-1705	.474	241-692	.348	390-525	.743	1098	964	+4.8
Evansville	27	1512-1955	56.0-72.4	-16.4	521-1493	.349	164-587	.279	306-398	.769	845	1177	-12.3
Illinois State	27	1706-1646	63.2-61.0	+2.2	597-1395	.428	125-410	.305	387-549	.705	1001	840	+6.0
Indiana State	27	1683-1758	62.3-65.1	-2.8	590-1555	.379	162-484	.335	341-493	.692	904	949	-1.7
Loyola	28	1716-1832	61.3-65.4	-4.1	626-1506	.416	159-473	.336	305-407	.749	987	1018	-1.1
Missouri State	27	1938-1713	71.8-63.4	+8.3	722-1707	.423	110-362	.304	384-567	.677	1103	894	+7.7
Northern Iowa	28	1881-1760	67.2-62.9	+4.3	661-1586	.417	213-680	.313	346-445	.778	1030	969	+2.2
Southern Illinois	27	1754-1732	65.0-64.1	+0.8	641-1590	.403	167-530	.315	305-470	.649	1020	923	+3.6
Valparaiso	29	1828-2111	63.0-72.8	-9.8	606-1595	.380	245-755	.325	369-519	.711	869	1138	-9.3

ATTENDANCE	Home	Average	Away	Average	Neutral	Average	Total	Average
Bradley	15-12341	823	11-13563	1233	1-0	0	27-25904	959
Drake	11-42427	3857	14-27850	1989	3-3405	1135	28-73682	2632
Evansville	12-3569	297	15-18272	1218	0-0	0	27-21841	809
Illinois State	14-12610	901	13-10324	794	0-0	0	27-22934	849
Indiana State	10-15320	1532	16-14156	885	1-167	167	27-29643	1098
Loyola	15-9296	620	13-23299	1792	0-0	0	28-32595	1164
Missouri State	13-30332	2333	12-18063	1505	2-696	348	27-49091	1818
Northern Iowa	12-14894	1241	15-23657	1577	1-0	0	28-38551	1377
Southern Illinois	14-8427	602	11-15494	1409	2-0	0	27-23921	886
Valparaiso	14-6217	444	14-14823	1059	1-100	100	29-21140	729
Totals	130-155433	1196	134-179501	1340	11-4368	397	275-339302	1234



2018-19 Missouri Valley Conference  
INDIVIDUAL BASKETBALL STATISTICS  
Through games of Mar 04, 2019 (All games)



To be ranked, a player must appear in at least 75.0% of their team's games.

SCORING								REBOUNDING							
	Cl	G	FG	3FG	FT	Pts	Avg/G		Cl	G	Off	Def	Total	Avg/G	
1. HITTNER,BECCA-DU	Jr	28	186	62	118	552	19.7	1. Brackmann, Chelsea-BRAD	Jr	27	91	209	300	11.1	
2. RHINE,SARA-DU	Jr	28	197	17	116	527	18.8	2. RHINE,SARA-DU	Jr	28	53	177	230	8.2	
3. Goods, Simone-ILS	Sr	27	169	1	133	472	17.5	3. Brockmeyer,Abby-SIU	So	27	75	143	218	8.1	
4. Maggett, Tete-ILS	Jr	27	145	50	88	428	15.9	4. Goods, Simone-ILS	Sr	27	63	143	206	7.6	
5. Haack, Gabi-BRAD	So	27	117	65	113	412	15.3	5. O'Connor, Abby-LUC	So	28	21	186	207	7.4	
6. Rucker, Karli-UNI	So	28	146	44	73	409	14.6	6. Martin,Nicole-SIU	Jr	27	67	131	198	7.3	
7. Martin,Nicole-SIU	Jr	27	160	2	70	392	14.5	7. Gasper, Kerri-UE	Sr	26	31	158	189	7.3	
8. Silvey,Makenzie-SIU	So	27	144	63	41	392	14.5	8. Franklin,Jasmine-MSU	Fr	27	65	128	193	7.1	
9. O'Connor, Abby-LUC	So	28	143	50	60	396	14.1	9. Stoller, Addison-Valpo	So	29	67	116	183	6.3	
10. Petree, Lasha-BRAD	Fr	27	126	53	65	370	13.7	10. Battle, Ty-INS	So	27	64	91	155	5.7	
11. Brackmann, Chelsea-BRAD	Jr	27	135	0	86	356	13.2	11. Wallace, Tiara-LUC	Jr	28	20	134	154	5.5	
12. O'Neal, Ashli-INS	Jr	27	114	36	86	350	13.0	12. Haack, Gabi-BRAD	So	27	43	104	147	5.4	
13. Gitzen,Danielle-MSU	Sr	27	123	18	71	335	12.4	13. Wentland, Regan-INS	Sr	27	48	97	145	5.4	
14. Stoller, Addison-Valpo	So	29	121	18	98	358	12.3	14. HITTNER,BECCA-DU	Jr	28	30	118	148	5.3	
15. Gasper, Kerri-UE	Sr	26	100	38	80	318	12.2	15. Day, Allison-LUC	Fr	28	35	110	145	5.2	
16. Hamlet, Meredith-Valpo	Sr	29	114	52	74	354	12.2	16. Maggett, Tete-ILS	Jr	27	12	117	129	4.8	
17. Willard,Alexa-MSU	Jr	27	126	20	45	317	11.7	17. Livingston, Viria-ILS	Sr	27	51	76	127	4.7	
18. Lee, Tamara-INS	Sr	27	97	53	67	314	11.6	18. Gunnels, Bre-UNI	So	28	24	107	131	4.7	
19. Gonzales, Janae-LUC	Fr	23	91	55	26	263	11.4	19. Hillyard, Heidi-UNI	Jr	28	28	103	131	4.7	
20. Rice, Ellie-LUC	So	28	101	26	76	304	10.9	20. White, Nyjah-BRAD	So	27	31	91	122	4.5	
21. Howell, Ellie-UNI	Sr	21	79	28	36	222	10.6								
22. Hales, Grace-Valpo	Jr	29	102	41	61	306	10.6								
23. DEAN,MADDY-DU	Sr	28	103	51	31	288	10.3								
24. Brockmeyer,Abby-SIU	So	27	96	12	72	276	10.2								
25. Miller, Marley-UE	Jr	27	99	53	20	271	10.0								
26. Calip,Brice-MSU	So	27	89	7	86	271	10.0								
27. BACHRODT,SAMMIE-DU	Sr	28	97	55	27	276	9.9								
28. Franklin,Jasmine-MSU	Fr	27	100	0	60	260	9.6								
29. Morgan, Mikaela-UNI	Sr	26	76	35	56	243	9.3								
30. Nelson,Kristen-SIU	Jr	27	77	35	34	223	8.3								

FIELD GOAL PCT						ASSISTS			
	Cl	G	FGM	FGA	Pct.		Cl	G	No. Avg/G
1. RHINE,SARA-DU	Jr	28	197	325	.606	1. Patrick,Brittney-SIU	Jr	27	139 5.1
2. Franklin,Jasmine-MSU	Fr	27	100	174	.575	2. Rucker, Karli-UNI	So	28	112 4.0
3. Goods, Simone-ILS	Sr	27	169	313	.540	3. MONAHAN,MADDIE-DU	So	28	100 3.6
4. Martin,Nicole-SIU	Jr	27	160	302	.530	4. BACHRODT,SAMMIE-DU	Sr	28	97 3.5
5. Brackmann, Chelsea-BRAD	Jr	27	135	264	.511	5. Wallace, Tiara-LUC	Jr	28	96 3.4
6. HITTNER,BECCA-DU	Jr	28	186	389	.478	6. ROSE,BRENNI-DU	Jr	28	91 3.3
7. Day, Allison-LUC	Fr	28	84	179	.469	7. Gitzen,Danielle-MSU	Sr	27	85 3.1
8. DEAN,MADDY-DU	Sr	28	103	225	.458	8. Frederick, Shay-Valpo	Fr	29	89 3.1
9. Rucker, Karli-UNI	So	28	146	321	.455	9. DEAN,MADDY-DU	Sr	28	80 2.9
10. White, Nyjah-BRAD	So	27	88	204	.431	10. Maggett, Tete-ILS	Jr	27	72 2.7
11. Stoller, Addison-Valpo	So	29	121	281	.431	11. Rice, Ellie-LUC	So	28	72 2.6
12. O'Connor, Abby-LUC	So	28	143	333	.429	12. O'Neal, Ashli-INS	Jr	27	68 2.5
13. BACHRODT,SAMMIE-DU	Sr	28	97	227	.427	13. Wallace, Makayla-UE	Fr	27	67 2.5
14. Hales, Grace-Valpo	Jr	29	102	239	.427	14. Silvey,Makenzie-SIU	So	27	63 2.3
15. Gitzen,Danielle-MSU	Sr	27	123	290	.424	15. Haack, Gabi-BRAD	So	27	63 2.3





2018-19 Missouri Valley Conference  
INDIVIDUAL BASKETBALL STATISTICS  
Through games of Mar 04, 2019 (All games)



FREE THROW PCT		CI	G	FTM	FTA	Pct.
1.	O'Connor, Abby-LUC	So	28	60	67	.896
2.	Gasper, Kerri-UE	Sr	26	80	90	.889
3.	Haack, Gabi-BRAD	So	27	113	128	.883
4.	Hales, Grace-Valpo	Jr	29	61	73	.836
5.	Rucker, Karli-UNI	So	28	73	88	.830
6.	Lee, Tamara-INS	Sr	27	67	81	.827
7.	Morgan, Mikaela-UNI	Sr	26	56	69	.812
8.	Rice, Ellie-LUC	So	28	76	94	.809
9.	HITTNER,BECCA-DU	Jr	28	118	147	.803
10.	Maggett, Tete-ILS	Jr	27	88	110	.800
11.	Gitzen,Danielle-MSU	Sr	27	71	90	.789
12.	RHINE,SARA-DU	Jr	28	116	148	.784
13.	Hamlet, Meredith-Valpo	Sr	29	74	96	.771
14.	O'Neal, Ashli-INS	Jr	27	86	112	.768
15.	Goods, Simone-ILS	Sr	27	133	177	.751

	STEALS	CI	G	No.	Avg/G
1.	O'Neal, Ashli-INS	Jr	27	65	2.4
2.	BACHRODT,SAMMIE-DU	Sr	28	66	2.4
3.	Stoller, Addison-Valpo	So	29	61	2.1
4.	Wallace, Makayla-UE	Fr	27	52	1.9
5.	Patrick,Brittney-SIU	Jr	27	48	1.8
6.	Wallace, Tiara-LUC	Jr	28	49	1.8
7.	Gitzen,Danielle-MSU	Sr	27	45	1.7
8.	Wentland, Regan-INS	Sr	27	44	1.6
	Silvey,Makenzie-SIU	So	27	44	1.6
	Petree, Lasha-BRAD	Fr	27	44	1.6
11.	Brackmann, Chelsea-BRAD	Jr	27	43	1.6
12.	Frederick, Shay-Valpo	Fr	29	46	1.6
13.	Calip,Brice-MSU	So	27	37	1.4
	Franklin,Jasmine-MSU	Fr	27	37	1.4
15.	Webb, Tierra-INS	Sr	26	35	1.3

3-POINT FG PCT		CI	G	3FG	FGA	Pct.
1.	O'Connor, Abby-LUC	So	28	50	120	.417
2.	HITTNER,BECCA-DU	Jr	28	62	153	.405
3.	DEAN,MADDY-DU	Sr	28	51	127	.402
4.	Rucker, Karli-UNI	So	28	44	110	.400
5.	Lee, Tamara-INS	Sr	27	53	137	.387
6.	BACHRODT,SAMMIE-DU	Sr	28	55	147	.374
7.	Hales, Grace-Valpo	Jr	29	41	111	.369
8.	Haack, Gabi-BRAD	So	27	65	178	.365
9.	O'Neal, Ashli-INS	Jr	27	36	99	.364
10.	Petree, Lasha-BRAD	Fr	27	53	146	.363
11.	Gonzales, Janae-LUC	Fr	23	55	152	.362
12.	Nelson,Kristen-SIU	Jr	27	35	97	.361
13.	Schofield, Allison-Valpo	Sr	22	38	107	.355
14.	Morgan, Mikaela-UNI	Sr	26	35	99	.354
15.	Hamlet, Meredith-Valpo	Sr	29	52	151	.344

3-POINT FG MADE		CI	G	3FG	Avg/G
1.	Haack, Gabi-BRAD	So	27	65	2.4
2.	Gonzales, Janae-LUC	Fr	23	55	2.4
3.	Silvey,Makenzie-SIU	So	27	63	2.3
4.	HITTNER,BECCA-DU	Jr	28	62	2.2
5.	BACHRODT,SAMMIE-DU	Sr	28	55	2.0
6.	Lee, Tamara-INS	Sr	27	53	2.0
	Miller, Marley-UE	Jr	27	53	2.0
	Petree, Lasha-BRAD	Fr	27	53	2.0
9.	Maggett, Tete-ILS	Jr	27	50	1.9
10.	DEAN,MADDY-DU	Sr	28	51	1.8
11.	Hamlet, Meredith-Valpo	Sr	29	52	1.8
12.	O'Connor, Abby-LUC	So	28	50	1.8
13.	Schofield, Allison-Valpo	Sr	22	38	1.7
14.	Rucker, Karli-UNI	So	28	44	1.6
15.	Frederick, Shay-Valpo	Fr	29	45	1.6

BLOCKED SHOTS		CI	G	No.	Avg/G
1.	O'Connor, Abby-LUC	So	28	42	1.5
2.	Franklin,Jasmine-MSU	Fr	27	36	1.3
3.	Coffman, Kaylan-UE	Jr	27	34	1.3
4.	Ellenson, Ella-Valpo	So	29	34	1.2
5.	Goods, Simone-ILS	Sr	27	31	1.1
6.	Brockmeyer,Abby-SIU	So	27	29	1.1
7.	Brackmann, Chelsea-BRAD	Jr	27	27	1.0
	Petree, Lasha-BRAD	Fr	27	27	1.0
9.	Day, Allison-LUC	Fr	28	23	0.8
10.	Battle, Ty-INS	So	27	22	0.8
11.	White, Nyjah-BRAD	So	27	21	0.8
12.	Gunnels, Bre-UNI	So	28	21	0.8
13.	Hagen, Taylor-UNI	Sr	28	19	0.7
14.	Gartner,Emily-MSU	So	26	16	0.6
15.	Wallace, Tiara-LUC	Jr	28	15	0.5

ASSIST/TURNOVER RATIO		CI	G	Ast.	T/O	Ratio
1.	Patrick,Brittney-SIU	Jr	27	139	66	2.1
2.	Frederick, Shay-Valpo	Fr	29	89	47	1.9
3.	MONAHAN,MADDIE-DU	So	28	100	55	1.8
4.	ROSE,BRENNI-DU	Jr	28	91	55	1.7
5.	BACHRODT,SAMMIE-DU	Sr	28	97	60	1.6
6.	Gitzen,Danielle-MSU	Sr	27	85	64	1.3
7.	Rucker, Karli-UNI	So	28	112	104	1.1
8.	Wallace, Tiara-LUC	Jr	28	96	102	0.9



2018-19 Missouri Valley Conference  
INDIVIDUAL BASKETBALL STATISTICS  
Through games of Mar 04, 2019 (All games)



OFFENSIVE REBOUNDS	Cl	G	No.	Avg/G
1. Brackmann, Chelsea-BRAD	Jr	27	91	3.4
2. Brockmeyer, Abby-SIU	So	27	75	2.8
3. Martin, Nicole-SIU	Jr	27	67	2.5
4. Franklin, Jasmine-MSU	Fr	27	65	2.4
5. Battle, Ty-INS	So	27	64	2.4
6. Goods, Simone-ILS	Sr	27	63	2.3
7. Stoller, Addison-Valpo	So	29	67	2.3
8. RHINE, SARA-DU	Jr	28	53	1.9
9. Livingston, Viria-ILS	Sr	27	51	1.9
10. Wentland, Regan-INS	Sr	27	48	1.8
11. Morgan, Mikaela-UNI	Sr	26	44	1.7
12. Haack, Gabi-BRAD	So	27	43	1.6
13. BURICH, MONICA-DU	Jr	28	43	1.5
14. Hagen, Taylor-UNI	Sr	28	39	1.4
15. Gartner, Emily-MSU	So	26	36	1.4

DEFENSIVE REBOUNDS	Cl	G	No.	Avg/G
1. Brackmann, Chelsea-BRAD	Jr	27	209	7.7
2. O'Connor, Abby-LUC	So	28	186	6.6
3. RHINE, SARA-DU	Jr	28	177	6.3
4. Gasper, Kerri-UE	Sr	26	158	6.1
5. Brockmeyer, Abby-SIU	So	27	143	5.3
Goods, Simone-ILS	Sr	27	143	5.3
7. Martin, Nicole-SIU	Jr	27	131	4.9
8. Wallace, Tiara-LUC	Jr	28	134	4.8
9. Franklin, Jasmine-MSU	Fr	27	128	4.7
10. Maggett, Tete-ILS	Jr	27	117	4.3
11. HITTNER, BECCA-DU	Jr	28	118	4.2
12. Stoller, Addison-Valpo	So	29	116	4.0
13. Rucker, Karli-UNI	So	28	111	4.0
14. Day, Allison-LUC	Fr	28	110	3.9
15. Haack, Gabi-BRAD	So	27	104	3.9

MINUTES PLAYED	Cl	G	No.	Avg/G
1. Gasper, Kerri-UE	Sr	26	904	34.8
2. Rice, Ellie-LUC	So	28	966	34.5
3. Maggett, Tete-ILS	Jr	27	911	33.7
4. Haack, Gabi-BRAD	So	27	899	33.3
5. O'Connor, Abby-LUC	So	28	929	33.2
6. Silvey, Makenzie-SIU	So	27	895	33.1
Patrick, Brittney-SIU	Jr	27	895	33.1
8. Rucker, Karli-UNI	So	28	910	32.5
9. Miller, Marley-UE	Jr	27	854	31.6
10. Hales, Grace-Valpo	Jr	29	907	31.3
11. Hamlet, Meredith-Valpo	Sr	29	905	31.2
12. Beck, Katrina-ILS	Sr	27	842	31.2
13. Wentland, Regan-INS	Sr	27	840	31.1
14. O'Neal, Ashli-INS	Jr	27	820	30.4
15. Gonzales, Janae-LUC	Fr	23	680	29.6
16. Wallace, Tiara-LUC	Jr	28	815	29.1
17. Bishop, Brooke-UE	Sr	26	755	29.0
18. Frederick, Shay-Valpo	Fr	29	836	28.8
19. Stoller, Addison-Valpo	So	29	835	28.8
20. Morgan, Mikaela-UNI	Sr	26	741	28.5
21. Lee, Tamara-INS	Sr	27	765	28.3
22. Livingston, Viria-ILS	Sr	27	757	28.0
23. Brackmann, Chelsea-BRAD	Jr	27	756	28.0
24. Brockmeyer, Abby-SIU	So	27	750	27.8
25. Martin, Nicole-SIU	Jr	27	747	27.7
26. Goods, Simone-ILS	Sr	27	733	27.1
27. BACHRODT, SAMMIE-DU	Sr	28	758	27.1
28. Howell, Ellie-UNI	Sr	21	567	27.0
29. Wallace, Makayla-UE	Fr	27	716	26.5
30. Calip, Brice-MSU	So	27	715	26.5



2018-19 Missouri Valley Conference  
INDIVIDUAL BASKETBALL STATISTICS  
Through games of Mar 04, 2019 (All games)



TEAM IDENTIFICATION	Team ID
Bradley	BRAD
Drake	DU
Evansville	UE
Illinois State	ILS
Indiana State	INS
Loyola	LUC
Missouri State	MSU
Northern Iowa	UNI
Southern Illinois	SIU
Valparaiso	VALPO





2018-19 Missouri Valley Conference  
CONFERENCE BASKETBALL STATISTICS  
Through games of Mar 04, 2019 (Conference games only)



SCORING OFFENSE	G	W-L	Pts	Avg/G
1. Drake	16	15-1	1286	80.4
2. Missouri State	16	14-2	1181	73.8
3. Bradley	16	10-6	1122	70.1
4. Northern Iowa	16	11-5	1098	68.6
5. Illinois State	16	10-6	1042	65.1
6. Valparaiso	17	2-15	1081	63.6
7. Indiana State	16	5-11	1007	62.9
8. Southern Illinois	16	6-10	1000	62.5
9. Loyola	17	6-11	984	57.9
10. Evansville	16	2-14	903	56.4

SCORING DEFENSE	G	Pts	Avg/G
1. Missouri State	16	939	58.7
2. Northern Iowa	16	980	61.2
3. Drake	16	989	61.8
4. Southern Illinois	16	1007	62.9
5. Illinois State	16	1016	63.5
6. Loyola	17	1109	65.2
7. Indiana State	16	1070	66.9
8. Bradley	16	1094	68.4
9. Evansville	16	1200	75.0
10. Valparaiso	17	1300	76.5

SCORING MARGIN	G	Offense	Defense	Margin
1. Drake	16	80.4	61.8	+18.6
2. Missouri State	16	73.8	58.7	+15.1
3. Northern Iowa	16	68.6	61.2	+7.4
4. Bradley	16	70.1	68.4	+1.8
5. Illinois State	16	65.1	63.5	+1.6
6. Southern Illinois	16	62.5	62.9	-0.4
7. Indiana State	16	62.9	66.9	-3.9
8. Loyola	17	57.9	65.2	-7.4
9. Valparaiso	17	63.6	76.5	-12.9
10. Evansville	16	56.4	75.0	-18.6

FREE THROW PCT	G	FTM	FTA	Pct.
1. Northern Iowa	16	212	271	.782
2. Evansville	16	196	257	.763
3. Drake	16	234	309	.757
4. Valparaiso	17	220	292	.753
5. Bradley	16	269	367	.733
6. Illinois State	16	223	305	.731
7. Indiana State	16	194	280	.693
8. Loyola	17	133	192	.693
9. Missouri State	16	229	345	.664
10. Southern Illinois	16	171	272	.629

FIELD GOAL PERCENTAGE	G	FGM	FGA	Pct.
1. Drake	16	463	978	.473
2. Missouri State	16	445	1007	.442
3. Northern Iowa	16	380	863	.440
4. Illinois State	16	370	841	.440
5. Loyola	17	373	911	.409
6. Southern Illinois	16	366	933	.392
7. Bradley	16	377	971	.388
8. Indiana State	16	362	937	.386
9. Valparaiso	17	355	946	.375
10. Evansville	16	310	886	.350

FIELD GOAL PCT DEFENSE	G	FGM	FGA	Pct.
1. Drake	16	356	965	.369
2. Northern Iowa	16	353	933	.378
3. Illinois State	16	341	878	.388
4. Missouri State	16	351	903	.389
5. Loyola	17	411	1040	.395
6. Southern Illinois	16	338	854	.396
7. Bradley	16	385	968	.398
8. Evansville	16	437	972	.450
9. Indiana State	16	368	800	.460
10. Valparaiso	17	461	960	.480

3-POINT FG PCT	G	3FGM	3FGA	Pct.
1. Loyola	17	105	297	.354
2. Northern Iowa	16	126	377	.334
3. Bradley	16	99	297	.333
Indiana State	16	89	267	.333
5. Valparaiso	17	151	462	.327
6. Drake	16	126	391	.322
7. Illinois State	16	79	250	.316
8. Missouri State	16	62	197	.315
9. Southern Illinois	16	97	328	.296
10. Evansville	16	87	328	.265

3-POINT FG PCT DEFENSE	G	3FGM	3FGA	Pct.
1. Missouri State	16	100	364	.275
2. Drake	16	112	401	.279
3. Northern Iowa	16	81	283	.286
4. Illinois State	16	107	341	.314
5. Bradley	16	101	312	.324
6. Loyola	17	110	336	.327
7. Southern Illinois	16	84	251	.335
8. Evansville	16	120	353	.340
9. Valparaiso	17	112	308	.364
10. Indiana State	16	94	245	.384

REBOUNDING OFFENSE	G	Rebounds	Avg/G
1. Missouri State	16	664	41.5
2. Bradley	16	638	39.9
3. Drake	16	632	39.5
4. Southern Illinois	16	609	38.1
5. Illinois State	16	583	36.4
6. Northern Iowa	16	573	35.8
7. Loyola	17	593	34.9
8. Indiana State	16	514	32.1
9. Evansville	16	470	29.4
10. Valparaiso	17	496	29.2

REBOUNDING DEFENSE	G	Rebounds	Avg/G
1. Illinois State	16	482	30.1
2. Missouri State	16	511	31.9
3. Northern Iowa	16	527	32.9
4. Drake	16	536	33.5
5. Indiana State	16	545	34.1
6. Southern Illinois	16	546	34.1
7. Loyola	17	638	37.5
8. Bradley	16	621	38.8
9. Valparaiso	17	670	39.4
10. Evansville	16	696	43.5



2018-19 Missouri Valley Conference  
CONFERENCE BASKETBALL STATISTICS  
Through games of Mar 04, 2019 (Conference games only)



REBOUNDING MARGIN	G	Team	Avg.	Opp.	Avg.	Margin
1. Missouri State	16	664	41.5	511	31.9	+9.6
2. Illinois State	16	583	36.4	482	30.1	+6.3
3. Drake	16	632	39.5	536	33.5	+6.0
4. Southern Illinois	16	609	38.1	546	34.1	+3.9
5. Northern Iowa	16	573	35.8	527	32.9	+2.9
6. Bradley	16	638	39.9	621	38.8	+1.1
7. Indiana State	16	514	32.1	545	34.1	-1.9
8. Loyola	17	593	34.9	638	37.5	-2.6
9. Valparaiso	17	496	29.2	670	39.4	-10.2
10. Evansville	16	470	29.4	696	43.5	-14.1

ASSISTS	G	No.	Avg/G
1. Drake	16	336	21.0
2. Southern Illinois	16	236	14.8
3. Northern Iowa	16	216	13.5
4. Bradley	16	207	12.9
5. Missouri State	16	195	12.2
6. Loyola	17	200	11.8
7. Illinois State	16	188	11.8
8. Indiana State	16	185	11.6
9. Valparaiso	17	194	11.4
10. Evansville	16	149	9.3

TURNOVER MARGIN	G	Team	Avg.	Opp.	Avg.	Margin
1. Missouri State	16	224	14.0	312	19.5	+5.5
2. Indiana State	16	263	16.4	307	19.2	+2.8
3. Bradley	16	232	14.5	257	16.1	+1.6
4. Drake	16	275	17.2	299	18.7	+1.5
5. Valparaiso	17	264	15.5	269	15.8	+0.3
6. Southern Illinois	16	239	14.9	231	14.4	-0.5
7. Evansville	16	217	13.6	207	12.9	-0.6
8. Northern Iowa	16	262	16.4	233	14.6	-1.8
9. Illinois State	16	258	16.1	198	12.4	-3.8
10. Loyola	17	285	16.8	206	12.1	-4.6

OFFENSIVE REBOUNDS	G	No.	Avg/G
1. Missouri State	16	225	14.1
2. Southern Illinois	16	214	13.4
3. Bradley	16	192	12.0
4. Indiana State	16	187	11.7
5. Drake	16	178	11.1
6. Illinois State	16	161	10.1
7. Northern Iowa	16	156	9.8
8. Valparaiso	17	134	7.9
9. Loyola	17	110	6.5
10. Evansville	16	97	6.1

DEFENSIVE REB PCT.	G	D-Reb	Opp. OR	D-Reb%
1. Missouri State	16	439	138	.761
2. Illinois State	16	422	137	.755
3. Loyola	17	483	181	.727
4. Drake	16	454	171	.726
5. Bradley	16	446	177	.716
6. Indiana State	16	327	130	.716
7. Southern Illinois	16	395	158	.714
8. Northern Iowa	16	417	183	.695
9. Valparaiso	17	362	184	.663
10. Evansville	16	373	195	.657

BLOCKED SHOTS	G	No.	Avg/G
1. Bradley	16	69	4.3
2. Southern Illinois	16	59	3.7
3. Northern Iowa	16	57	3.6
4. Loyola	17	59	3.5
5. Missouri State	16	51	3.2
6. Drake	16	46	2.9
7. Illinois State	16	43	2.7
8. Valparaiso	17	42	2.5
9. Indiana State	16	37	2.3
10. Evansville	16	29	1.8

STEALS	G	No.	Avg/G
1. Missouri State	16	167	10.4
2. Drake	16	166	10.4
3. Indiana State	16	145	9.1
4. Valparaiso	17	145	8.5
5. Southern Illinois	16	116	7.3
6. Northern Iowa	16	110	6.9
Bradley	16	110	6.9
8. Illinois State	16	91	5.7
Evansville	16	91	5.7
10. Loyola	17	76	4.5

ASSIST/TURNOVER RATIO	G	Ast.	Avg.	T/O	Avg.	Ratio
1. Drake	16	336	21.0	275	17.2	1.2
2. Southern Illinois	16	236	14.8	239	14.9	1.0
3. Bradley	16	207	12.9	232	14.5	0.9
4. Missouri State	16	195	12.2	224	14.0	0.9
5. Northern Iowa	16	216	13.5	262	16.4	0.8
6. Valparaiso	17	194	11.4	264	15.5	0.7
7. Illinois State	16	188	11.8	258	16.1	0.7
8. Indiana State	16	185	11.6	263	16.4	0.7
9. Loyola	17	200	11.8	285	16.8	0.7
10. Evansville	16	149	9.3	217	13.6	0.7

DEFENSIVE REBOUNDS	G	No.	Avg/G
1. Loyola	17	483	28.4
2. Drake	16	454	28.4
3. Bradley	16	446	27.9
4. Missouri State	16	439	27.4
5. Illinois State	16	422	26.4
6. Northern Iowa	16	417	26.1
7. Southern Illinois	16	395	24.7
8. Evansville	16	373	23.3
9. Valparaiso	17	362	21.3
10. Indiana State	16	327	20.4

OFFENSIVE REB PCT.	G	O-Reb	Opp. DR	O-Reb%
1. Missouri State	16	225	373	.376
2. Southern Illinois	16	214	388	.355
3. Drake	16	178	365	.328
4. Illinois State	16	161	345	.318
5. Northern Iowa	16	156	344	.312
6. Indiana State	16	187	415	.311
7. Bradley	16	192	444	.302
8. Valparaiso	17	134	486	.216
9. Loyola	17	110	457	.194
10. Evansville	16	97	501	.162



2018-19 Missouri Valley Conference  
CONFERENCE BASKETBALL STATISTICS  
Through games of Mar 04, 2019 (Conference games only)



3-POINT FG MADE	G	No.	Avg/G
1. Valparaiso	17	151	8.9
2. Northern Iowa	16	126	7.9
Drake	16	126	7.9
4. Bradley	16	99	6.2
5. Loyola	17	105	6.2
6. Southern Illinois	16	97	6.1
7. Indiana State	16	89	5.6
8. Evansville	16	87	5.4
9. Illinois State	16	79	4.9
10. Missouri State	16	62	3.9



2018-19 Missouri Valley Conference  
CONFERENCE BASKETBALL STATISTICS  
Through games of Mar 04, 2019 (Conference games only)



Team	Conference	Pct.	PF	PA	Overall	Pct.	PF	PA	Current unbeaten streak
Drake	15-1	.938	80.4	61.8	15-1	.938	80.4	61.8	Drake -- 8
Missouri State	14-2	.875	73.8	58.7	14-2	.875	73.8	58.7	Bradley -- 3
Northern Iowa	11-5	.688	68.6	61.2	11-5	.688	68.6	61.2	Illinois State -- 2
Bradley	10-6	.625	70.1	68.4	10-6	.625	70.1	68.4	Evansville -- 1
Illinois State	10-6	.625	65.1	63.5	10-6	.625	65.1	63.5	Northern Iowa -- 1
Southern Illinois	6-10	.375	62.5	62.9	6-10	.375	62.5	62.9	
Loyola	6-11	.353	57.9	65.2	6-11	.353	57.9	65.2	
Indiana State	5-11	.312	62.9	66.9	5-11	.312	62.9	66.9	
Evansville	2-14	.125	56.4	75.0	2-14	.125	56.4	75.0	
Valparaiso	2-15	.118	63.6	76.5	2-15	.118	63.6	76.5	

TEAM SUMMARIES	G	PF-PA	Avg score	Margin	FG-FGA	Pct.	3FG-FGA	Pct.	FT-FTA	Pct.	RebF	RebA	Margin
Bradley	16	1122-1094	70.1-68.4	+1.8	377-971	.388	99-297	.333	269-367	.733	638	621	+1.1
Drake	16	1286-989	80.4-61.8	+18.6	463-978	.473	126-391	.322	234-309	.757	632	536	+6.0
Evansville	16	903-1200	56.4-75.0	-18.6	310-886	.350	87-328	.265	196-257	.763	470	696	-14.1
Illinois State	16	1042-1016	65.1-63.5	+1.6	370-841	.440	79-250	.316	223-305	.731	583	482	+6.3
Indiana State	16	1007-1070	62.9-66.9	-3.9	362-937	.386	89-267	.333	194-280	.693	514	545	-1.9
Loyola	17	984-1109	57.9-65.2	-7.4	373-911	.409	105-297	.354	133-192	.693	593	638	-2.6
Missouri State	16	1181-939	73.8-58.7	+15.1	445-1007	.442	62-197	.315	229-345	.664	664	511	+9.6
Northern Iowa	16	1098-980	68.6-61.2	+7.4	380-863	.440	126-377	.334	212-271	.782	573	527	+2.9
Southern Illinois	16	1000-1007	62.5-62.9	-0.4	366-933	.392	97-328	.296	171-272	.629	609	546	+3.9
Valparaiso	17	1081-1300	63.6-76.5	-12.9	355-946	.375	151-462	.327	220-292	.753	496	670	-10.2

ATTENDANCE	Home	Average	Away	Average	Neutral	Average	Total	Average
Bradley	9-6832	759	7-6366	909	0-0	0	16-13198	825
Drake	7-22433	3205	9-9262	1029	0-0	0	16-31695	1981
Evansville	7-2103	300	9-10103	1123	0-0	0	16-12206	763
Illinois State	9-6947	772	7-5890	841	0-0	0	16-12837	802
Indiana State	7-10813	1545	9-10126	1125	0-0	0	16-20939	1309
Loyola	9-3406	378	8-10875	1359	0-0	0	17-14281	840
Missouri State	9-22383	2487	7-6893	985	0-0	0	16-29276	1830
Northern Iowa	7-8867	1267	9-11163	1240	0-0	0	16-20030	1252
Southern Illinois	9-3860	429	7-8799	1257	0-0	0	16-12659	791
Valparaiso	8-3217	402	9-11384	1265	0-0	0	17-14601	859
Totals	81-90861	1122	81-90861	1122	0-0	0	162-181722	1122





2018-19 Missouri Valley Conference  
INDIVIDUAL BASKETBALL STATISTICS  
Through games of Mar 04, 2019 (Conference games only)



To be ranked, a player must appear in at least 75.0% of their team's games.

SCORING								REBOUNDING							
	Cl	G	FG	3FG	FT	Pts	Avg/G		Cl	G	Off	Def	Total	Avg/G	
1. HITTNER,BECCA-DU	Jr	16	114	35	75	338	21.1	1. Brackmann, Chelsea-BRAD	Jr	16	51	134	185	11.6	
2. RHINE,SARA-DU	Jr	16	110	7	78	305	19.1	2. RHINE,SARA-DU	Jr	16	31	104	135	8.4	
3. Goods, Simone-ILS	Sr	16	97	1	71	266	16.6	3. Martin,Nicole-SIU	Jr	16	35	91	126	7.9	
4. Maggett, Tete-ILS	Jr	16	88	34	52	262	16.4	Battle, Ty-INS	So	16	52	74	126	7.9	
5. Martin,Nicole-SIU	Jr	16	97	2	41	237	14.8	5. Brockmeyer,Abby-SIU	So	16	44	81	125	7.8	
Brackmann, Chelsea-BRAD	Jr	16	89	0	59	237	14.8	Franklin,Jasmine-MSU	Fr	16	47	78	125	7.8	
7. Haack, Gabi-BRAD	So	16	66	33	70	235	14.7	7. O'Connor, Abby-LUC	So	17	13	118	131	7.7	
8. O'Connor, Abby-LUC	So	17	89	35	29	242	14.2	8. Gasper, Kerri-UE	Sr	15	14	93	107	7.1	
9. Silvey,Makenzie-SIU	So	16	83	34	24	224	14.0	9. Goods, Simone-ILS	Sr	16	33	78	111	6.9	
10. Rucker, Karli-UNI	So	16	77	27	38	219	13.7	10. HITTNER,BECCA-DU	Jr	16	19	80	99	6.2	
11. Gasper, Kerri-UE	Sr	15	58	20	56	192	12.8	11. Day, Allison-LUC	Fr	17	25	78	103	6.1	
12. Stoller, Addison-Valpo	So	17	70	10	65	215	12.6	12. Stoller, Addison-Valpo	So	17	40	61	101	5.9	
13. Willard,Alexa-MSU	Jr	16	84	9	23	200	12.5	13. Haack, Gabi-BRAD	So	16	26	66	92	5.8	
14. Lee, Tamara-INS	Sr	16	62	33	40	197	12.3	14. Wallace, Tiara-LUC	Jr	17	12	75	87	5.1	
15. Gitzen,Danielle-MSU	Sr	16	71	14	40	196	12.3	15. Wentland, Regan-INS	Sr	16	29	52	81	5.1	
16. Petree, Lasha-BRAD	Fr	16	65	28	37	195	12.2	16. Hillyard, Heidi-UNI	Jr	16	14	66	80	5.0	
17. Gonzales, Janae-LUC	Fr	13	56	37	7	156	12.0	17. Rucker, Karli-UNI	So	16	5	74	79	4.9	
18. Hales, Grace-Valpo	Jr	17	66	27	44	203	11.9	18. Maggett, Tete-ILS	Jr	16	6	70	76	4.8	
19. O'Neal, Ashli-INS	Jr	16	63	17	46	189	11.8	19. Livingston, Viria-ILS	Sr	16	32	39	71	4.4	
20. Morgan, Mikaela-UNI	Sr	16	58	26	34	176	11.0	20. Gunnels, Bre-UNI	So	16	10	60	70	4.4	
21. Hamlet, Meredith-Valpo	Sr	17	62	27	34	185	10.9								
22. Battle, Ty-INS	So	16	68	0	36	172	10.8								
23. Miller, Marley-UE	Jr	16	62	28	15	167	10.4								
24. DEAN,MADDY-DU	Sr	16	61	26	16	164	10.3								
25. Franklin,Jasmine-MSU	Fr	16	66	0	29	161	10.1								
26. Calip,Brice-MSU	So	16	51	4	54	160	10.0								
27. BACHRODT,SAMMIE-DU	Sr	16	53	31	15	152	9.5								
28. Rice, Ellie-LUC	So	17	56	16	31	159	9.4								
29. Frederick, Shay-Valpo	Fr	17	49	30	20	148	8.7								
30. Brockmeyer,Abby-SIU	So	16	44	5	41	134	8.4								

FIELD GOAL PCT						ASSISTS			
	Cl	G	FGM	FGA	Pct.		Cl	G	No. Avg/G
1. RHINE,SARA-DU	Jr	16	110	178	.618	1. Patrick,Brittney-SIU	Jr	16	76 4.8
2. Franklin,Jasmine-MSU	Fr	16	66	113	.584	2. Rucker, Karli-UNI	So	16	64 4.0
3. Goods, Simone-ILS	Sr	16	97	174	.557	3. BACHRODT,SAMMIE-DU	Sr	16	61 3.8
4. Hagen, Taylor-UNI	Sr	16	49	90	.544	4. Wallace, Tiara-LUC	Jr	17	56 3.3
5. Martin,Nicole-SIU	Jr	16	97	185	.524	5. Gitzen,Danielle-MSU	Sr	16	52 3.3
6. Brackmann, Chelsea-BRAD	Jr	16	89	173	.514	6. Frederick, Shay-Valpo	Fr	17	55 3.2
7. Morgan, Mikaela-UNI	Sr	16	58	115	.504	7. ROSE,BRENNI-DU	Jr	16	48 3.0
8. Rucker, Karli-UNI	So	16	77	161	.478	MONAHAN,MADDIE-DU	So	16	48 3.0
9. DEAN,MADDY-DU	Sr	16	61	128	.477	9. DEAN,MADDY-DU	Sr	16	46 2.9
10. HITTNER,BECCA-DU	Jr	16	114	242	.471	O'Neal, Ashli-INS	Jr	16	46 2.9
11. Day, Allison-LUC	Fr	17	51	109	.468	11. Haack, Gabi-BRAD	So	16	44 2.8
12. Battle, Ty-INS	So	16	68	149	.456	12. Koenig, Tatum-BRAD	Fr	16	43 2.7
13. Stoller, Addison-Valpo	So	17	70	156	.449	13. Maggett, Tete-ILS	Jr	16	41 2.6
14. O'Connor, Abby-LUC	So	17	89	208	.428	14. HITTNER,BECCA-DU	Jr	16	40 2.5
15. BACHRODT,SAMMIE-DU	Sr	16	53	125	.424	15. Silvey,Makenzie-SIU	So	16	39 2.4



2018-19 Missouri Valley Conference  
INDIVIDUAL BASKETBALL STATISTICS  
Through games of Mar 04, 2019 (Conference games only)



FREE THROW PCT	Cl	G	FTM	FTA	Pct.
1. Gasper, Kerri-UE	Sr	15	56	61	.918
2. Haack, Gabi-BRAD	So	16	70	79	.886
3. Newman, Anna-UE	Fr	16	35	41	.854
4. Hales, Grace-Valpo	Jr	17	44	52	.846
5. Maggett, Tete-ILS	Jr	16	52	62	.839
6. HITTNER,BECCA-DU	Jr	16	75	92	.815
7. RHINE,SARA-DU	Jr	16	78	98	.796
8. Rucker, Karli-UNI	So	16	38	48	.792
9. Lee, Tamara-INS	Sr	16	40	51	.784
10. Stoller, Addison-Valpo	So	17	65	84	.774
11. Morgan, Mikaela-UNI	Sr	16	34	44	.773
12. Goods, Simone-ILS	Sr	16	71	92	.772
13. O'Neal, Ashli-INS	Jr	16	46	60	.767
14. Calip,Brice-MSU	So	16	54	71	.761
15. Hamlet, Meredith-Valpo	Sr	17	34	45	.756

3-POINT FG PCT	Cl	G	3FG	FGA	Pct.
1. Rucker, Karli-UNI	So	16	27	60	.450
2. O'Connor, Abby-LUC	So	17	35	79	.443
3. Morgan, Mikaela-UNI	Sr	16	26	62	.419
4. BACHRODT,SAMMIE-DU	Sr	16	31	75	.413
5. Lee, Tamara-INS	Sr	16	33	82	.402
6. Hales, Grace-Valpo	Jr	17	27	69	.391
7. Gonzales, Janae-LUC	Fr	13	37	96	.385
8. Petree, Lasha-BRAD	Fr	16	28	73	.384
9. Newland, Kayel-ILS	Fr	16	17	45	.378
10. HITTNER,BECCA-DU	Jr	16	35	94	.372
11. DEAN,MADDY-DU	Sr	16	26	70	.371
12. Haack, Gabi-BRAD	So	16	33	90	.367
13. Schofield, Allison-Valpo	Sr	17	30	82	.366
14. Maggett, Tete-ILS	Jr	16	34	97	.351
15. Delgado, Alexis-INS	Sr	16	22	63	.349

BLOCKED SHOTS	Cl	G	No.	Avg/G
1. O'Connor, Abby-LUC	So	17	26	1.5
2. Goods, Simone-ILS	Sr	16	23	1.4
3. Ellenson, Ella-Valpo	So	17	24	1.4
4. Franklin,Jasmine-MSU	Fr	16	22	1.4
5. Battle, Ty-INS	So	16	20	1.3
6. Brockmeyer,Abby-SIU	So	16	18	1.1
Petree, Lasha-BRAD	Fr	16	18	1.1
Brackmann, Chelsea-BRAD	Jr	16	18	1.1
9. Day, Allison-LUC	Fr	17	16	0.9
10. Gunnels, Bre-UNI	So	16	14	0.9
Coffman, Kaylan-UE	Jr	16	14	0.9
12. Marsh, Emily-BRAD	So	15	11	0.7
13. BURICH,MONICA-DU	Jr	16	10	0.6
Hagen, Taylor-UNI	Sr	16	10	0.6
15. Wolf, Cynthia-UNI	Fr	15	8	0.5

STEALS	Cl	G	No.	Avg/G
1. BACHRODT,SAMMIE-DU	Sr	16	51	3.2
2. Wallace, Makayla-UE	Fr	16	32	2.0
Silvey,Makenzie-SIU	So	16	32	2.0
4. Stoller, Addison-Valpo	So	17	32	1.9
5. O'Neal, Ashli-INS	Jr	16	30	1.9
Gitzen,Danielle-MSU	Sr	16	30	1.9
Franklin,Jasmine-MSU	Fr	16	30	1.9
8. Brackmann, Chelsea-BRAD	Jr	16	29	1.8
9. Frederick, Shay-Valpo	Fr	17	29	1.7
10. Wallace, Tiara-LUC	Jr	17	28	1.6
11. RHINE,SARA-DU	Jr	16	25	1.6
Wentland, Regan-INS	Sr	16	25	1.6
13. Calip,Brice-MSU	So	16	24	1.5
14. Rucker, Karli-UNI	So	16	23	1.4
15. Patrick,Brittney-SIU	Jr	16	22	1.4
Battle, Ty-INS	So	16	22	1.4

3-POINT FG MADE	Cl	G	3FG	Avg/G
1. Gonzales, Janae-LUC	Fr	13	37	2.8
2. HITTNER,BECCA-DU	Jr	16	35	2.2
3. Maggett, Tete-ILS	Jr	16	34	2.1
Silvey,Makenzie-SIU	So	16	34	2.1
5. Haack, Gabi-BRAD	So	16	33	2.1
Lee, Tamara-INS	Sr	16	33	2.1
7. O'Connor, Abby-LUC	So	17	35	2.1
8. BACHRODT,SAMMIE-DU	Sr	16	31	1.9
9. Schofield, Allison-Valpo	Sr	17	30	1.8
Frederick, Shay-Valpo	Fr	17	30	1.8
11. Miller, Marley-UE	Jr	16	28	1.8
Petree, Lasha-BRAD	Fr	16	28	1.8
13. Rucker, Karli-UNI	So	16	27	1.7
14. Morgan, Mikaela-UNI	Sr	16	26	1.6
DEAN,MADDY-DU	Sr	16	26	1.6

ASSIST/TURNOVER RATIO	Cl	G	Ast.	T/O	Ratio
1. BACHRODT,SAMMIE-DU	Sr	16	61	35	1.7
2. Patrick,Brittney-SIU	Jr	16	76	46	1.7
3. Gitzen,Danielle-MSU	Sr	16	52	32	1.6
4. Frederick, Shay-Valpo	Fr	17	55	35	1.6
5. MONAHAN,MADDIE-DU	So	16	48	31	1.5
6. ROSE,BRENNI-DU	Jr	16	48	33	1.5
7. Rucker, Karli-UNI	So	16	64	59	1.1
8. Wallace, Tiara-LUC	Jr	17	56	60	0.9



2018-19 Missouri Valley Conference  
INDIVIDUAL BASKETBALL STATISTICS  
Through games of Mar 04, 2019 (Conference games only)



OFFENSIVE REBOUNDS	CI	G	No.	Avg/G
1. Battle, Ty-INS	So	16	52	3.3
2. Brackmann, Chelsea-BRAD	Jr	16	51	3.2
3. Franklin, Jasmine-MSU	Fr	16	47	2.9
4. Brockmeyer, Abby-SIU	So	16	44	2.8
5. Stoller, Addison-Valpo	So	17	40	2.4
6. Martin, Nicole-SIU	Jr	16	35	2.2
7. Goods, Simone-ILS	Sr	16	33	2.1
8. Livingston, Viria-ILS	Sr	16	32	2.0
9. RHINE, SARA-DU	Jr	16	31	1.9
10. Morgan, Mikaela-UNI	Sr	16	30	1.9
11. Wentland, Regan-INS	Sr	16	29	1.8
12. BURICH, MONICA-DU	Jr	16	26	1.6
Haack, Gabi-BRAD	So	16	26	1.6
14. Day, Allison-LUC	Fr	17	25	1.5
15. Lexi Wallen-ILS		16	23	1.4

DEFENSIVE REBOUNDS	CI	G	No.	Avg/G
1. Brackmann, Chelsea-BRAD	Jr	16	134	8.4
2. O'Connor, Abby-LUC	So	17	118	6.9
3. RHINE, SARA-DU	Jr	16	104	6.5
4. Gasper, Kerri-UE	Sr	15	93	6.2
5. Martin, Nicole-SIU	Jr	16	91	5.7
6. Brockmeyer, Abby-SIU	So	16	81	5.1
7. HITTNER, BECCA-DU	Jr	16	80	5.0
8. Franklin, Jasmine-MSU	Fr	16	78	4.9
Goods, Simone-ILS	Sr	16	78	4.9
10. Battle, Ty-INS	So	16	74	4.6
Rucker, Karli-UNI	So	16	74	4.6
12. Day, Allison-LUC	Fr	17	78	4.6
13. Wallace, Tiara-LUC	Jr	17	75	4.4
14. Maggett, Tete-ILS	Jr	16	70	4.4
15. Hillyard, Heidi-UNI	Jr	16	66	4.1
Haack, Gabi-BRAD	So	16	66	4.1

MINUTES PLAYED	CI	G	No.	Avg/G
1. Miller, Marley-UE	Jr	16	558	34.9
2. Gasper, Kerri-UE	Sr	15	523	34.9
3. Maggett, Tete-ILS	Jr	16	554	34.6
4. Haack, Gabi-BRAD	So	16	552	34.5
5. Silvey, Makenzie-SIU	So	16	548	34.2
6. Hales, Grace-Valpo	Jr	17	577	33.9
7. O'Connor, Abby-LUC	So	17	576	33.9
Rice, Ellie-LUC	So	17	576	33.9
9. Patrick, Brittney-SIU	Jr	16	534	33.4
10. Rucker, Karli-UNI	So	16	525	32.8
11. Battle, Ty-INS	So	16	519	32.4
12. Frederick, Shay-Valpo	Fr	17	535	31.5
13. Wentland, Regan-INS	Sr	16	496	31.0
14. Brackmann, Chelsea-BRAD	Jr	16	495	30.9
15. Lee, Tamara-INS	Sr	16	491	30.7
16. Bishop, Brooke-UE	Sr	16	486	30.4
17. O'Neal, Ashli-INS	Jr	16	483	30.2
18. Gonzales, Janae-LUC	Fr	13	390	30.0
19. Koenig, Tatum-BRAD	Fr	16	479	29.9
20. Hamlet, Meredith-Valpo	Sr	17	507	29.8
21. Wallace, Makayla-UE	Fr	16	475	29.7
22. Martin, Nicole-SIU	Jr	16	472	29.5
23. Morgan, Mikaela-UNI	Sr	16	470	29.4
24. Stoller, Addison-Valpo	So	17	489	28.8
25. Wallace, Tiara-LUC	Jr	17	484	28.5
26. Beck, Katrina-ILS	Sr	16	452	28.3
27. Nelson, Kristen-SIU	Jr	16	426	26.6
28. Day, Allison-LUC	Fr	17	450	26.5
29. Brockmeyer, Abby-SIU	So	16	423	26.4
30. Livingston, Viria-ILS	Sr	16	420	26.3



2018-19 Missouri Valley Conference  
INDIVIDUAL BASKETBALL STATISTICS  
Through games of Mar 04, 2019 (Conference games only)



TEAM IDENTIFICATION	Team ID
Bradley	BRAD
Drake	DU
Evansville	UE
Illinois State	ILS
Indiana State	INS
Loyola	LUC
Missouri State	MSU
Northern Iowa	UNI
Southern Illinois	SIU
Valparaiso	VALPO





2018-19 Missouri Valley Conference  
Conference Team Highs  
Through games of Mar 04, 2019 (All games)



TEAM HIGHS (highest totals made by)

Points	108	Missouri State vs Valparaiso (01-27-19)
	98	Drake at Western Illinois (11-10-18)
	96	Drake vs Indiana State (02-24-19)
	95	Northern Iowa vs Evansville (02-24-19)
	94	Southern Illinois at UT Martin (11-09-18)
Margin	94	Drake vs Southern Illinois (02-03-19)
	49 (95-46)	Northern Iowa vs Evansville (02-24-19)
	48 (91-43)	Drake vs Clarke (12-04-18)
	45 (108-63)	Missouri State vs Valparaiso (01-27-19)
	44 (93-49)	Valparaiso vs Evansville (01-20-19)
Field goals made	43 (83-40)	Bradley vs Rockhurst (11-18-18)
	41	Missouri State vs Valparaiso (01-27-19)
	40	Drake at Western Illinois (11-10-18)
	36	Drake vs Clarke (12-04-18)
	36	Drake at Valparaiso (02-08-19)
Field goal attempts	36	Drake vs Indiana State (02-24-19)
	77	Southern Illinois at Western Kentucky (11-20-18)
	76	Bradley at Cleveland State (12-19-18)
	75	Bradley vs Western Illinois (12-04-18)
	75	Missouri State vs SIUE (12-21-18)
Field goal percentage	75	Southern Illinois at Bradley (01-20-19)
	75	Missouri State at Drake (02-01-19)
	.641 (41-64)	Missouri State vs Valparaiso (01-27-19)
	.617 (29-47)	Loyola vs Purdue Fort Wayne (11-29-18)
	.615 (40-65)	Drake at Western Illinois (11-10-18)
3-Pt FG made	.612 (30-49)	Drake vs Southern Illinois (02-03-19)
	.591 (26-44)	Illinois State at Valparaiso (02-03-19)
	17	Valparaiso vs Bowling Green (12-21-18)
	15	Northern Iowa at Marquette (11-11-18)
	15	Valparaiso vs Drake (02-08-19)
3-Pt FG attempts	15	Northern Iowa vs Evansville (02-24-19)
	14	Southern Illinois vs Northern Illinois (12-07-18)
	48	Northern Iowa at Marquette (11-11-18)
	44	Valparaiso vs Drake (02-08-19)
	40	Valparaiso at Missouri State (01-27-19)
3-Pt percentage	38	Valparaiso vs Bowling Green (12-21-18)
	38	Drake vs Northern Iowa (02-15-19)
	38	Northern Iowa at Drake (02-15-19)
	.647 (11-17)	Loyola vs Valparaiso (01-06-19)
	.600 (6-10)	Bradley at Indiana State (01-13-19)
Free throws made	.556 (10-18)	Loyola vs Purdue Fort Wayne (11-29-18)
	.556 (10-18)	Loyola at Drake (01-11-19)
	.556 (5-9)	Missouri State vs Indiana State (01-04-19)
	28	Valparaiso vs Indiana State (01-18-19)
	27	Loyola at UIC (11-17-18)
Free throw attempts	27	Bradley vs Oakland (12-01-18)
	27	Northern Iowa at Bradley (01-06-19)
	27	Drake vs Southern Illinois (02-03-19)
	27	Bradley vs Valparaiso (02-28-19)
	36	Valparaiso vs Indiana State (01-18-19)
	36	Missouri State at Drake (02-01-19)
	36	Drake vs Southern Illinois (02-03-19)
	34	Bradley vs SEMO (11-10-18)
	34	Missouri State at North Texas (12-01-18)
	34	Bradley vs Illinois State (02-22-19)

Free throw percentage	1.000	(12-12)	Illinois State vs Missouri State (01-20-19)
	1.000	(8-8)	Loyola vs Indiana State (01-20-19)
	1.000	(7-7)	Bradley at Indiana State (01-13-19)
	1.000	(6-6)	Evansville vs SEMO (12-08-18)
	1.000	(6-6)	Drake at Loyola (02-10-19)
	1.000	(5-5)	Indiana State vs Northern Iowa (01-27-19)
	1.000	(3-3)	Valparaiso vs Drake (02-08-19)
	1.000	(1-1)	Northern Iowa vs Missouri State (02-03-19)
Rebounds	57		Drake at Evansville (01-27-19)
	55		Bradley vs Western Illinois (12-04-18)
	55		Bradley at Cleveland State (12-19-18)
	55		Bradley vs Evansville (02-10-19)
	54		Missouri State vs SIUE (12-21-18)
Assists	32		Drake at Western Illinois (11-10-18)
	30		Drake at Loyola (02-10-19)
	29		Drake vs Clarke (12-04-18)
	29		Drake at Valparaiso (02-08-19)
	25		Drake vs Indiana State (02-24-19)
Steals	20		Indiana State at SEMO (11-29-18)
	18		Bradley vs Chicago State (12-28-18)
	16		Missouri State vs Northern Iowa (03-01-19)
	15		Valparaiso at UIC (11-07-18)
	15		Indiana State vs Davenport (12-30-18)
Blocked shots	9		Loyola vs Evansville (01-18-19)
	9		Northern Iowa at Evansville (01-25-19)
	8		Southern Illinois vs Marshall (11-17-18)
	8		Bradley vs Chicago State (12-28-18)
	8		Bradley vs Evansville (02-10-19)
Turnovers	8		Bradley at Southern Illinois (02-15-19)
	31		Northern Iowa at Missouri State (03-01-19)
	28		Indiana State at SEMO (11-29-18)
	26		Drake vs South Dakota (11-15-18)
	26		Loyola vs DePaul (12-20-18)
Fouls	26		Northern Iowa vs Drake (01-18-19)
	26		Indiana State vs Drake (01-25-19)
	31		Indiana State at SEMO (11-29-18)
	30		Valparaiso vs North Dakota (11-11-18)
	29		Valparaiso vs Toledo (11-26-18)
	29		Southern Illinois at Northern Iowa (02-01-19)
	28		Southern Illinois at UT Martin (11-09-18)
	28		Indiana State at Valparaiso (01-18-19)



2018-19 Missouri Valley Conference  
Conference Individual Highs  
Through games of Mar 04, 2019 (All games)



INDIVIDUAL PLAYER GAME HIGHS

Points	37	HITTNER,BECCA (Drake) vs Missouri State (02-01-19)
	34	Gasper, Kerri (Evansville) at Indiana State (03-01-19)
	33	HITTNER,BECCA (Drake) vs Indiana State (02-24-19)
	32	Haack, Gabi (Bradley) at Florida Atlantic (11-24-18)
	32	HITTNER,BECCA (Drake) vs Iowa (12-21-18)
Field goals made	13	Willard,Alexa (Missouri State) vs Bradley (02-17-19)
	12	O'Connor, Abby (Loyola) vs DePaul (12-20-18)
	12	HITTNER,BECCA (Drake) vs Iowa (12-21-18)
	12	HITTNER,BECCA (Drake) vs Missouri State (02-01-19)
	12	Goods, Simone (Illinois State) at Valparaiso (02-03-19)
	12	HITTNER,BECCA (Drake) vs Indiana State (02-24-19)
Field goal attempts	23	Silvey,Makenzie (Southern Illinois) at UT Martin (11-09-18)
	23	Maggett, Tete (Illinois State) vs Northern Iowa (01-04-19)
	23	HITTNER,BECCA (Drake) vs Missouri State (02-01-19)
	22	Rucker, Karli (Northern Iowa) vs Boise State (11-24-18)
	22	Hamlet, Meredith (Valparaiso) vs Toledo (11-26-18)
	22	Gasper, Kerri (Evansville) at Marshall (11-29-18)
Field goal percentage	1.000 (10-10)	RHINE,SARA (Drake) vs Clarke (12-04-18)
	1.000 (8-8)	Nolan, Kat (Loyola) vs UMKC (12-16-18)
	1.000 (8-8)	RHINE,SARA (Drake) at Loyola (02-10-19)
	.917 (11-12)	Martin,Nicole (Southern Illinois) vs Evansville (01-04-19)
	.889 (8-9)	Hales, Grace (Valparaiso) vs Evansville (01-20-19)
3-Pt FG made	8	Gonzales, Janae (Loyola) at Southern Illinois (01-27-19)
	7	Haack, Gabi (Bradley) at Florida Atlantic (11-24-18)
	6	Silvey,Makenzie (Southern Illinois) at UT Martin (11-09-18)
	6	Gonzales, Janae (Loyola) vs Purdue Fort Wayne (11-29-18)
	6	Miller, Marley (Evansville) at Marshall (11-29-18)
	6	Nelson,Kristen (Southern Illinois) vs Northern Illinois (12-07-18)
	6	Petree, Lasha (Bradley) at Omaha (12-14-18)
	6	Schofield, Allison (Valparaiso) vs Illinois State (02-03-19)
	6	Gasper, Kerri (Evansville) at Indiana State (03-01-19)
	6	Rucker, Karli (Northern Iowa) at Southern Illinois (03-03-19)
3-Pt FG attempts	15	Silvey,Makenzie (Southern Illinois) at UT Martin (11-09-18)
	14	Petree, Lasha (Bradley) vs Western Illinois (12-04-18)
	14	Gonzales, Janae (Loyola) vs Drake (02-10-19)
	13	Gerrits, Abby (Northern Iowa) at Marquette (11-11-18)
	13	Haack, Gabi (Bradley) at Florida Atlantic (11-24-18)
	13	Hamlet, Meredith (Valparaiso) vs Toledo (11-26-18)
	13	Gonzales, Janae (Loyola) at Southern Illinois (01-27-19)
	13	Lee, Tamara (Indiana State) at Drake (02-24-19)
3-Pt percentage	.615 (8-13)	Gonzales, Janae (Loyola) at Southern Illinois (01-27-19)
Free throws made	15	RHINE,SARA (Drake) vs Southern Illinois (02-03-19)
	13	Brockmeyer,Abby (Southern Illinois) vs Northern Iowa (03-03-19)
	12	Hamlet, Meredith (Valparaiso) at UIC (11-07-18)
	12	Goods, Simone (Illinois State) vs Saint Louis (12-20-18)
	11	HITTNER,BECCA (Drake) vs Missouri State (02-01-19)
	11	Brackmann, Chelsea (Bradley) vs Valparaiso (02-28-19)
Free throw attempts	18	Goods, Simone (Illinois State) vs Saint Louis (12-20-18)
	17	RHINE,SARA (Drake) vs Southern Illinois (02-03-19)
	16	Brockmeyer,Abby (Southern Illinois) vs Northern Iowa (03-03-19)
	15	Hamlet, Meredith (Valparaiso) at UIC (11-07-18)
	15	Stoller, Addison (Valparaiso) at Chicago State (11-29-18)
	15	HITTNER,BECCA (Drake) vs Missouri State (02-01-19)
Free throw percentage	1.000 (10-10)	Maggett, Tete (Illinois State) at UMKC (12-30-18)
	1.000 (9-9)	Goods, Simone (Illinois State) at SIUE (11/11/18)

	1.000	(9-9)	Morgan, Mikaela (Northern Iowa) vs North Dakota (12-04-18)
	1.000	(9-9)	HITTNER,BECCA (Drake) at Illinois State (01-06-19)
	1.000	(9-9)	Maggett, Tete (Illinois State) at Evansville (01-13-19)
	1.000	(9-9)	Gasper, Kerri (Evansville) vs Valparaiso (02-15-19)
	1.000	(8-8)	Gerrits, Abby (Northern Iowa) vs Delaware (11-09-18)
	1.000	(8-8)	Rucker, Karli (Northern Iowa) vs Delaware (11-09-18)
	1.000	(8-8)	Lee, Tamara (Indiana State) at Grand Canyon (11-23-18)
	1.000	(8-8)	Haack, Gabi (Bradley) vs Eastern Illinois (11-28-18)
	1.000	(8-8)	Haack, Gabi (Bradley) vs Oakland (12-01-18)
	1.000	(8-8)	Goods, Simone (Illinois State) vs Southern Illinois (01-18-19)
	1.000	(8-8)	Gasper, Kerri (Evansville) at Indiana State (03-01-19)
	1.000	(8-8)	Kent, Shunseere (Bradley) vs Loyola (03-02-19)
	1.000	(8-8)	Morgan, Mikaela (Northern Iowa) at Southern Illinois (03-03-19)
Rebounds	24		Brackmann, Chelsea (Bradley) vs Northern Iowa (01-06-19)
	20		Brackmann, Chelsea (Bradley) at Loyola (02-03-19)
	17		Brackmann, Chelsea (Bradley) vs Oakland (12-01-18)
	16		Martin,Nicole (Southern Illinois) at Loyola (02-22-19)
	15		Brackmann, Chelsea (Bradley) vs Western Illinois (12-04-18)
	15		Gunnels, Bre (Northern Iowa) at Kansas State (12-29-18)
	15		Brackmann, Chelsea (Bradley) vs Illinois State (02-22-19)
	15		Goods, Simone (Illinois State) vs Loyola (02-28-19)
	15		O'Connor, Abby (Loyola) at Bradley (03-02-19)
Assists	11		Patrick,Brittney (Southern Illinois) vs Northern Illinois (12-07-18)
	9		Gitzen,Danielle (Missouri State) at Santa Clara (11-24-18)
	9		Patrick,Brittney (Southern Illinois) vs Valparaiso (01-25-18)
	9		Patrick,Brittney (Southern Illinois) vs Loyola (01-27-19)
	8		Rucker, Karli (Northern Iowa) at Marquette (11-11-18)
	8		MONAHAN,MADDIE (Drake) vs South Carolina (11-24-18)
	8		White, Nyjah (Bradley) vs Western Illinois (12-04-18)
	8		Patrick,Brittney (Southern Illinois) at Murray State (12-18-18)
	8		BACHRODT,SAMMIE (Drake) vs Valparaiso (01-13-19)
	8		Kroeger, Nicole (Northern Iowa) at Evansville (01-25-19)
	8		Frederick, Shay (Valparaiso) vs Bradley (02-01-19)
	8		Maggett, Tete (Illinois State) vs Evansville (02-08-19)
	8		MILLER,NICOLE (Drake) at Valparaiso (02-08-19)
	8		Silvey,Makenzie (Southern Illinois) vs Illinois State (02-17-19)
	8		Haack, Gabi (Bradley) vs Illinois State (02-22-19)
	8		Patrick,Brittney (Southern Illinois) at Loyola (02-22-19)
	8		O'Neal, Ashli (Indiana State) at Drake (02-24-19)
	8		Patrick,Brittney (Southern Illinois) at Valparaiso (02-24-19)
Steals	7		O'Neal, Ashli (Indiana State) at Saint Louis (11-13-18)
	6		Negatu, Citiana (Loyola) vs Chicago State (11-26-18)
	6		Petree, Lasha (Bradley) vs Chicago State (12-28-18)
	6		Brackmann, Chelsea (Bradley) vs Missouri State (01-18-19)
	6		Frederick, Shay (Valparaiso) vs Drake (02-08-19)
	6		Franklin,Jasmine (Missouri State) vs Northern Iowa (03-01-19)
Blocked shots	5		Brockmeyer,Abby (Southern Illinois) vs Marshall (11-17-18)
	4		Coffman, Kaylan (Evansville) at Murray State (11-07-18)
	4		Franklin,Jasmine (Missouri State) at Santa Clara (11-24-18)
	4		Coffman, Kaylan (Evansville) at Marshall (11-29-18)
	4		Brackmann, Chelsea (Bradley) vs Northern Iowa (01-06-19)
	4		Brockmeyer,Abby (Southern Illinois) vs Loyola (01-27-19)
	4		Ellenson, Ella (Valparaiso) vs Bradley (02-01-19)
	4		Coffman, Kaylan (Evansville) vs Loyola (02-17-19)
Turnovers	10		O'Neal, Ashli (Indiana State) vs UIC (12-08-18)
	9		BACHRODT,SAMMIE (Drake) vs Indiana State (02-24-19)
	9		Rucker, Karli (Northern Iowa) at Missouri State (03-01-19)
	8		O'Neal, Ashli (Indiana State) vs Drake (01-25-19)



8	Rucker, Karli (Northern Iowa) at Indiana State (01-27-19)
8	Kroeger, Nicole (Northern Iowa) at Missouri State (03-01-19)