



## 2018-19 Standings -- As of Tuesday, Feb. 5

	MISSOURI VALLEY				OVERALL			
	Record	Pct.	PF	PA	Record	Pct.	PF	PA
Missouri State	9-0	1.000	76.9	58.6	13-7	.650	72.4	65.1
Drake	8-1	.889	81.8	63.3	16-5	.762	80.9	68.6
Northern Iowa	6-3	.667	68.0	61.0	13-8	.619	66.4	63.3
Bradley	5-4	.556	68.0	67.4	15-5	.750	71.9	64.3
Illinois State	4-5	.444	61.1	65.0	11-9	.550	60.7	60.8
Loyola	4-5	.444	59.9	64.8	10-10	.500	63.5	65.3
Indiana State	4-5	.444	62.0	64.7	10-10	.500	61.7	63.5
Southern Illinois	3-6	.333	62.3	64.3	10-10	.500	65.8	65.2
Valparaiso	2-7	.222	67.2	78.7	6-15	.286	64.4	72.3
Evansville	0-9	.000	56.6	76.0	2-18	.100	55.9	71.9

• • MVC Home: 24-21 • • Non-Conference: 61-52 • Home: 34-15 • Away: 20-33 • Neutral: 7-4 • Top-25: 1-8 • •

## Recent Results/ Upcoming Schedule

### Friday, February 1

Indiana State at Evansville ..... INS, 76-69\*

Missouri State at Drake ..... MSU, 85-79\*

Bradley at Valparaiso ..... VALPO, 76-73\*

Southern Illinois at UNI ..... UNI, 65-53\*

Illinois State at Loyola ..... LUC, 62-59\*

### Sunday, February 3

Illinois State at Valparaiso ..... ILS, 70-67\*

Bradley at Loyola ..... BRAD, 69-56\*

Southern Illinois at Drake ..... DU, 94-66\*

Missouri State at UNI ..... MSU, 63-58\*

### Friday, February 8

Drake at Valparaiso (ESPN+) ..... 5 PM\*

Missouri State at Southern Illinois (ESPN3) ... 6 PM\*

Evansville at Illinois State (ESPN+) ..... 7 PM\*

UNI at Loyola (ESPN3) ..... 7 PM\*

Indiana State at Bradley (ESPN+) ..... 7 PM\*

### Sunday, February 10

UNI at Valparaiso ..... 11 AM\*

Drake at Loyola (ESPN+) ..... 1 PM\*

Evansville at Bradley (ESPN+) ..... 2 PM\*

Indiana State at Illinois State (ESPN+) ..... 2 PM\*

### ALL TIMES CENTRAL

\* Indicates MVC Contest




## MVC Player of the Week

### Becca Hittner, Jr., G, Drake

Junior Becca Hittner averaged 33.5 points, 7.5 rebounds, 2.0 assists and 1.5 blocks per game while shooting 57.9 percent (22-of-38) from the floor and 79.2 percent from the free throw line in Drake's two games this past weekend. Hittner started the weekend against Missouri State with a career-high 37 points on 12-of-23 shooting, adding eight rebounds, three assists and two blocks. She followed that effort with an impressive 30 points, on 10-of-15 shooting, to go with seven rebounds, one assist and one block in a win over Southern Illinois. Her three 30-plus scoring games lead the MVC and she has the most for a Drake player since Lizzy Wendell had four during the 2016-17 season.

**Other Notable Performances:** Chelsea Brackmann (BRAD); Kerri Gasper (UE); Simone Goods (ILS); Ty Battle (INS); Abby O'Connor (LUC); Danielle Gitzen (MSU); Ellie Howell (UNI); Makenzie Silvey (SIU); Allison Schofield (VALPO)



## MVC Newcomer of the Week

### Allison Day, Fr., F, Loyola

Loyola freshman Allison Day put together the top two consecutive games of her young collegiate career this past weekend, averaging 15.5 points, 9.0 rebounds, 3.0 assists and 1.5 blocks. Day opened her weekend with a 13-point, seven-rebound effort in Friday's 62-59 win over Illinois State. The Winchester, Ohio native also handed out a career-high five assists and recorded two blocks against the Redbirds. She came back on Sunday to post the first double-double of her career, pouring in a career-high 18 points to go along with 11 rebounds, an assist and a block in a matchup with Bradley. Day, who has started in nine straight games, is operating at 50.8 percent (30-of-59) mark from the field since the start of MVC play, good enough for seventh overall in the league.

**Other Notable Performances:** Lasha Petree (BRAD); Tamara Lee (INS); Dariauna Lewis (MSU); Cynthia Wolf (UNI); Payton McCallister (SIU); Shay Frederick (VALPO)

## NOTEWORTHY

In addition to the league's Player and Newcomer of the Week selections, several conference players had notable performances, including:

**Chelsea Brackmann (BRAD)** - Brackmann averaged 15.5 points, 11.5 rebounds and 1.5 blocks in a pair of road games, as she helped highlight Bradley's win at Loyola with her second 20-20 outing of the season. After collecting seven points on 3-of-5 shooting and three rebounds in 16 minutes of action Friday at Valparaiso, Brackmann collected her league-best 10th double-double of the year Sunday in a 69-56 victory at Loyola. She scored a career-best 24 points and hauled down a game-high 20 rebounds in addition to recording three blocks and one steal as Bradley improved to 4-1 in Valley road games. She is the first player in the MVC with a pair of 20-20 outings in the same season since at least the 1995-96 campaign. In fact, there have been just two 20-20 performance in the MVC over the last eight years and Brackmann is one of four players in the country this year to have a pair of 20-20 games. Brackmann recorded her 600th career rebound in the process to become the second fastest player in school history to reach 600 career boards as she helped Bradley finish the first half of Valley play with a 5-4 record for the first time since 2008-09.

**Kerri Gasper (UE)** - Closing out a three-game homestand, senior Kerri Gasper put together one of her best collegiate performances on Friday evening. Against Indiana State, Gasper scored a team-high 19 points while tying a career-high with 12 rebounds, marking her fifth double-double of the season. Gasper continues to pace the Aces in scoring and rebounding, averaging 11.6 points and 7.4 rebounds, while leading the MVC in minutes per game with 35.1 minutes per game.

**Simone Goods (ILS)** - Simone Goods tied her career high, contributing 30 of ISU's 70 points in victory over Valparaiso on Sunday. The senior forward was 80 percent from the floor, going 12-for-15, while also grabbing a team-high seven boards and two blocks. Additionally, she added double figures on Friday netting 16 points, grabbed eight rebounds and denied two shots. Goods' 46-point output this weekend puts her above a career 600 points, which she has obtained in less than two seasons.

**Ty Battle (INS)** - Ty Battle shot 61.5% from the field and 75% from the free throw line as she helped Indiana State to an undefeated weekend of play. A sophomore, Battle was 8 of 13 from the field, grabbed 6 rebounds and was credited with 2 steals last week while dishing out 3 assists and not turning the ball over. She scored 19 points in ISU's win Friday night, leading all scorers.

**Abby O'Connor (LUC)** - Loyola sophomore Abby O'Connor averaged 15.5 points, 8.5 rebounds, 1.5 assists and 1.5 blocks as the Ramblers split a pair of games this past weekend against in-state foes. In Friday's 62-59 triumph over Illinois State, O'Connor was one of four Ramblers in double figures, adding 14 points, six rebounds, an assist and a block. The South Bend, Ind. native followed up that performance with her second career double-double in Sunday's weekend finale against Bradley, finishing with 17 points, 11 rebounds, two assists and two blocks. O'Connor, who has reached double figures in scoring in nine of Loyola's last 11 games, currently leads the Ramblers in scoring at 13.4 ppg, a mark that ranks 10th in The Valley.

**Danielle Gitzen (MSU)** - Danielle Gitzen led the Lady Bears in scoring and rebounding in wins at Drake and UNI, averaging 15.5 points and 7.5 boards with four steals and two assists. Gitzen notched her third career double-double Friday, going for 21 points and 10 rebounds to help the Lady Bears end Drake's 47-game MVC win streak. The senior added two assists and two steals against the Bulldogs. Sunday, Gitzen had 10 points, five rebounds and two steals in a victory at UNI, making MSU the first Valley team since 2014 to sweep the Drake/UNI road swing. She shot 42 percent from the floor and 11-for-15 at the foul line in two games.

**Ellie Howell (UNI)** - Ellie Howell averaged 12.5 points and 2.5 rebounds in a split weekend for the Panthers. She scored a season-high 18 points and snagged four steals to lead UNI to a 65-53 win over Southern Illinois Friday. Sunday, she scored seven points against Missouri State.

**Mackenzie Silvey (SIU)** - Mackenzie Silvey averaged 13.0 points, 3.0 assists and 3.0 steals in SIU's two road games this past weekend. Silvey went for 20 points on 6-of-13 shooting to go along with two boards and two steals at Northern Iowa on Friday. It marked the fifth time this season that Silvey has scored 20-plus points. She followed with six points and five assists at Drake on Sunday.

**Allison Schofield (VALPO)** - The Valpo senior averaged 12.5 points per game this weekend and went 7-of-10 from 3-point range to help Valpo split a pair of three-point affairs against Bradley and Illinois State. She did her damage while playing just 21.0 minutes per contest over the two games to give her team a lift off the bench. Valpo picked up an upset victory on Friday over the Braves before giving the Redbirds a scare on Sunday. In the game against Illinois State, Schofield established a career high with 22 points while becoming the first Valpo player since 2016 with six made 3-pointers in a game and the first to do so at home since 2010. Schofield is averaging 7.7 points per game after scoring 1.0 point per game last season.

**Lasha Petree (BRAD)** - Petree averaged 8.5 points, 1.5 rebounds, 1.0 assist, 1.0 block and 0.5 steals in a pair of road games. She came off the bench at Valparaiso to score 13 points and also had one rebound, one assist and one steal in 30 minutes of action. In Sunday's road win at Loyola, Petree had four points, two boards, one assist and a pair of blocks as she helped Bradley improve to 4-1 in conference road games. The win at Loyola gave Bradley a 5-4 record to start league action for the first time since 2008-09.

**Tamara Lee (INS)** - Tamara Lee shot 80% from 3-point range and 50% overall as she helped Indiana State to an undefeated weekend of play. Lee, a graduate transfer, was perfect from the free throw line (4-for-4) and was credited with a steal as she went 5 of 10 from the floor including 4-for-5 from downtown. She tallied 18 points in the Sycamores win over Evansville Friday night.

**Dariauna Lewis (MSU)** - Dariauna Lewis averaged 8.5 points, 4.5 rebounds and 1.5 steals while shooting 70 percent from the field in Missouri State's wins at Drake and UNI. Friday at Drake, Lewis shot 6-for-7 with a career-high 15 points and eight rebounds, adding a block and a steal as the Lady Bears became the first MVC to beat Drake since 2016. Sunday, Lewis had two points, a rebound and two steals in MSU's victory at UNI.

**Cynthia Wolf (UNI)** - Cynthia Wolf averaged 4.0 points and 3.5 rebounds for UNI. She had seven points and seven rebounds against Missouri State.

**Payton McCallister (SIU)** - McCallister averaged 7.0 points and 1.5 assists in SIU's two road games this past weekend. McCallister was Southern's leading scorer at Drake as she finished with 12 points. It marked the fifth time this season she has scored in double figures and she became the fifth different Saluki to lead the team in scoring this season.

**Shay Frederick (VALPO)** - With two point guards now lost for the season due to injuries, Frederick made her first career start on Friday against Bradley. She responded in a big way, pouring in career highs in points (21) and assists (8) while playing 38 minutes in a 76-73 victory. Frederick followed that showing by handing out six assists on Sunday against Illinois State. The rookie averaged 12.0 points and 7.0 assists in her first weekend as the starting point guard.

## PLAYERS OF THE WEEK

DATE	PLAYER	SCHOOL
N12	Sara Rhine	Drake
N19	Sara Rhine	Drake
N26	Sara Rhine	Drake
D3	Meredith Hamlet	Valparaiso
D10	Simone Goods	Illinois State
D17	Lasha Petree	Bradley
D26	Kristen Nelson	Southern Illinois
J2	TeTe Maggett	Illinois State
J7	Sara Rhine	Drake
J14	Sara Rhine	Drake
J21	Danielle Gitzen	Missouri State
J28	Sara Rhine	Drake
F4	Becca Hittner	Drake

## NEWCOMERS OF THE WEEK

DATE	PLAYER	SCHOOL
N12	Lasha Petree	Bradley
N19	Janae Gonzales	Loyola
N26	Tamara Lee	Indiana State
D3	Janae Gonzales	Loyola
D10	TeTe Maggett	Illinois State
D17	Lasha Petree	Bradley
D26	TeTe Maggett	Illinois State
J2	TeTe Maggett	Illinois State
J7	Jasmine Franklin	Missouri State
J14	Jasmine Franklin	Missouri State
J21	Tamara Lee	Indiana State
J28	Lasha Petree	Bradley
F4	Allison Day	Loyola

MVC Players and Newcomers of the Week are selected each week during the women's basketball season. The players are announced on Monday afternoon and appear in a weekly press release. Nominees are provided by each school's sports information contact and voted on by a panel appointed by the league office.

## New Leader at the Top

Missouri State overcome a 10-point fourth-quarter deficit Friday evening, out-scoring Drake 32-16 in the final 10 minutes for an 85-79 victory, ending the Bulldogs' record 47-game MVC regular season win streak. The Lady Bears extended their win streak to 12 games overall and 16 in MVC play following a win over UNI Sunday. The Lady Bears became the 1st Valley team to sweep the Iowa road swing since Indiana State in 2014.

## One of the Best

Missouri State's 12-game win streak ranks as the second longest active streak in the nation. The Lady Bears streak sits behind Oregon's streak of 14-game win streak. During the win streak MSU is outscoring and outrebounding its opponents by a +15.3 scoring and +12.4 rebounding margin.

### Longest Active Winning Streaks (NCAA)

14 - Oregon

12 - Missouri State & Baylor

## At the Turn...

At the halfway point in the MVC schedule, Missouri State sits in first-place with a perfect 9-0 mark. Drake is tied for the second spot at 8-1, while UNI occupies the No. 3 spot in the standings at 6-3 in league play. Bradley is the fourth and final team sitting above .500 in league play at 5-4.

## Historic Streak Ends

With its first conference loss to Missouri State, Drake had the longest win streak in the history of the Gateway/MVC for regular season contests end at 47-straight games. The impressive streak, lasting more than two entire seasons, started during the 2015-16 season with a win over Loyola. The Bulldogs broke SIU's 37 game streak that went from 1985-1987 during the Gateway era with a win over Illinois State during the 2017-18 season.

## Winning at Halfway Point

Over the past 16 seasons, teams that have won or shared the regular-season title in the MVC have reached the halfway point of the league season with at least eight wins 14 times (15 total teams). Four times - DU in 2008, CU in 2003 and MSU in 2012 and 1999 - teams have had as many as three losses and gone on to the regular-season title.

Year	Team(s).....	Through 9 Games .....	Final
2018	Drake.....	9-0.....	18-0, 1st
2017	UNI.....	8-1.....	15-3, 2nd
2016	UNI.....	7-2.....	15-3, 1st
	Drake.....	7-2.....	14-4, T-2nd
	Missouri State.....	7-2.....	14-4, T-2nd
2015	Drake.....	9-0.....	15-3, 2nd
	Wichita State.....	8-1.....	17-1, 1st
	UNI.....	7-2.....	12-6, 4th
2014	Wichita State.....	9-0.....	14-4, T-1st
	Indiana State.....	7-2.....	14-4, T-1st
2013	Wichita State.....	9-0.....	15-3, T-1st
	Creighton.....	8-1.....	15-3, T-1st
2012	Missouri State.....	6-3.....	14-4, 1st
2011	UNI.....	8-1.....	17-1, 1st
2010	Illinois State.....	8-1.....	16-2, 1st
2009	Illinois State.....	8-1.....	15-3, 1st
2008	Drake.....	6-3.....	13-5, T-1st
	Evansville.....	7-2.....	13-5, T-1st
	Illinois State.....	8-1.....	13-5, T-1st
2007	Southern Illinois.....	8-1.....	16-2, 1st
2006	Indiana State.....	9-0.....	16-2, 1st
2005	Missouri State.....	8-1.....	15-3, 1st
2004	Missouri State.....	9-0.....	16-2, 1st
2003	Creighton.....	6-3.....	13-5, T-1st
	Indiana State.....	8-1.....	13-5, T-1st

## League Leaders

Missouri State's 9-0 league start matches eight others who have started with nine-straight league wins in 2018-19. (through Feb. 4).

### NCAA Teams With Perfect League Marks

10-0 Baylor, Marquette, Oregon, Quinnipiac  
9-0 Lamar, Missouri State, Mississippi State, Rice, Robert Morris  
8-0 UConn, Florida Gulf Coast, NC A&T, SF Austin  
7-0 Mercer

## Top Five Finishes

UNI is the only Valley team to have finished in the top-five of the league standings for the past nine seasons. The Panthers won the MVC in 2010-11 (17-1) and 2015-16 (15-3), finished in second place once (2016-17, 15-3), finished in third place twice (2013-14, 13-5; and 2017-18, 13-5), had two fourth-place finishes (2014-15, 12-6; 2012-13, 10-8) and two fifth-place finishes (2011-12, 9-9; 2009-10, 10-8).

### Top-Five MVC Finishes, Last Nine Seasons

UNI - 9 (2010, 2011, 2012, 2013, 2014, 2015, 2016, 2017, 2018)  
Missouri State - 7 (2010, 2011, 2012, 2015, 2016, 2017, 2018)  
Drake - 6 (2012, 2014, 2015, 2016, 2017, 2018)  
Illinois State - 4 (2010, 2011, 2012, 2013)  
Southern Illinois - 4 (2015, 2016, 2017, 2018)  
Indiana State - 3 (2013, 2014, 2018)  
Loyola - 1 (2016)  
Bradley - 1 (2010)  
Evansville - 1 (2014)

## Leading the Pack

Drake's Sara Rhine and Becca Hittner currently rank as the top two scorers in The Valley, ranking No. 1 and No. 2 respectively. Hittner is averaging 19.7 points per game, while Rhine is averaging 19.4 a contest. Only one time in the league's history has a teammate tandem finished the season ranking No. 1 and 2 as Drake's Wanda Ford (24.2 ppg) and Julie Fitzpatrick (23.1 ppg) led the way during the 1984-85 season.

## 20/20 Vision

Bradley's Chelsea Brackmann scored a career-best 24 points and the leading rebounder in the MVC added 20 boards at Loyola as she notched her second 20-20 performance of the year. Prior to this season there had been just two 20-20 outings in the MVC (2015-16 & 2014-15) over the previous seven years and Brackmann is the first Valley player to have two 20-20 games in the same season since at least the 1994-95 season. Brackmann is one of four players in the nation with multiple 20-20 games this season through contests of Feb. 3.

### 20-20 Games in MVC since 1994-95

Chelsea Brackmann (BRAD) 2018-19 (2)  
Dyana Pierre (SIU) 2015-16  
Dyana Pierre (SIU) 2014-15  
Kenyatta Shelton (ILS) - 2010-11  
Shannon Thomas (INS) - 2010-11  
Allison Starr (UNI) - 99-00  
Roshonda Reed (MSU) - 1998-99  
Shyla McKibbin (UE) - 1997-98

### 2018-19 NCAA Multiple 20-20 Games

Kristine Anigwe (Cal) - 4  
Chelsea Brackmann (Bradley) - 2  
Reyna Frost (Central Michigan) - 2  
Sydney Holloway (Bryant) - 2

## The Future is Now

The league leaders in several key statistical categories this season are currently non-seniors, Below is a look at the MVC leaders in several categories, as well as their year in school.

### MVC - Individual Stat Leaders (Year in School)

**Scoring** - Becca Hittner, DU (Jr.) - 9 of top-10 non-seniors  
**Rebounding** - Chelsea Brackmann, BU (Jr.) - 8 of top-10 non-seniors  
**Assists** - Brittney Patrick, SIU (Jr.) - 7 of top-10 non-seniors  
**Blocks** - Abby O'Connor, LUC (So.) - 9 of top-10 non-seniors  
**Steals** - Ashli O'Neal, INS (Jr.) - 7 of top-10 non-seniors  
**FG Percentage** - Sara Rhine, DU (Jr.) - 8 of top-10 non-seniors  
**FT Percentage** - Abby O'Connor, LUC (So.) - 6 of top-10 non-seniors

## Home Court Streak Over

Drake saw its home court win streak in Valley games end at 24 on Friday. The streak is tied for the third longest in Valley history with Illinois State. Missouri State holds the record with 66-straight MVC home wins from 1989-1997.

### Consecutive MVC Home Wins

1. 66, Missouri State ..... 3/3/89 to 1/20/97  
2. 28, Creighton ..... 2/9/01 to 2/13/04  
3. 24, Illinois State ..... 1/24/10 to 2/23/12  
24, Drake ..... 2/5/16 to 2/1/19

## 1,000 Point Club

Currently, seven players in the MVC have achieved 1,000 career points.

Drake has four active players are second nationally behind Marquette and Notre Dame (each with five).

Currently the Bulldogs have equalled Missouri State's Casey Garrison, Christiana Shorter, Jaleshia Roberson, and Jasmine Malone who all had at least 1,000 points when the 2011-12 season ended.

### Current MVC Players in 1,000 Point Club

1,441 - Sara Rhine, Drake  
1,422 - Maddy Dean, Drake  
1,307 - Becca Hittner, Drake  
1,225 - Meredith Hamlet, Valparaiso  
1,200 - Ellie Howell, UNI  
1,063 - Sammie Bachrodt, Drake  
1,043 - Kerri Gasper, Evansville

### MVC Players Approaching 1,000 Points

883 - Becca Jonas, Drake

## National Career Leader

Drake junior Becca Hittner currently leads the nation in career three-point field goal percentage. The junior standout boasts a career mark of 46.0% from behind the arc, leading Oregon's Sabrina Ionescu.

### NCAA Active Leaders, Career 3-pt FG%

1. Becca Hittner, Drake 46.0%  
2. Sabrina Ionescu, Oregon 43.3%  
3. Marla Gomez, Wyoming 43.2%

## 8 Or More Above .500

The Valley is one of nine conferences nationally to have eight or more teams sitting at or above .500 entering play on Monday (Feb. 4). The MVC joins the ACC, Big 12, Big East, Big Ten, C-USA, MAC, Pac 12 and SEC in the club.

## Power Five Ahead

Drake finished the non-conference schedule with three Power Five wins on its resume as the Bulldogs beat South Carolina, Rutgers and Nebraska. The conference finished 3-13 against Power Five opponents with all but one of the games taking place on the road or a neutral court.

## Vs. Top 25

Last season, the MVC went 0-9 against Top 25 opponents, breaking a streak of three-straight years with at least one win over a Top 25 team. Drake earned a 90-85 overtime win over No. 12/13 South Carolina in Vancouver in November. It was the highest ranked win over an opponent in the regular season by a Valley team since Missouri State beat No. 10 LSU on November 24, 2000. The league finished 1-8 vs. the Top 25 this year.



## Against the Field

The MVC held a winning record against 10 leagues in non-conference play, including the America East (1-0), Big West (2-1), Colonial (2-0), Conference USA (4-3), Horizon (9-5), NEC (1-0), Ohio Valley (11-8), Summitt (9-5), Sun Belt (1-0) and WAC (6-1). The MVC holds at least a .500 mark against the Atlantic 10 (2-2) and the SEC (1-1). The league finished above .500 in non-conference play for the first time since 2012-13 (59-55) and registered 60 non-league wins for the first time since 2010-11 (62-49).

## Strength of Schedule

Drake, Missouri State and UNI tested themselves with a difficult non-conference schedule this season. According to WarrenNolan.com, the Bulldogs played the third toughest non-conference strength of schedule this season, while the Lady Bears' non-league schedule ranks 47th and Panthers 74th nationally.

## What's the Difference?

Over the past 20 seasons (since 1999-2000), 11 MVC teams have registered a scoring margin of +12 or better for a season. Drake currently has a +12.3 scoring margin, which is the 11th best among any team in that span. Last year the Bulldogs finished with a +15.0 ppg margin. This would be the fourth-straight season with a scoring margin of +12 for the Bulldogs.

Team	Year	PPG	PPG Allowed	Margin
MSU	2003-04	77.7	58.5	+19.2
Drake	2016-17	82.2	64.4	+17.8
MSU	2000-01	82.8	66.5	+16.3
Drake	2017-18	82.4	67.4	+15.0
UNI	2010-11	69.7	54.3	+14.8
UE	1999-00	73.6	59.4	+14.2
WSU	2013-14	71.1	57.3	+13.8
INS	2002-03	80.0	66.9	+13.1
WSU	2014-15	64.4	51.8	+12.7
ILS	2007-08	76.9	64.3	+12.6
Drake	2018-19	80.9	68.6	+12.3
Drake	2015-16	79.6	67.3	+12.3

## Double Your Pleasure

Bradley's Chelsea Brackmann is the only MVC player averaging a double-double this season. The junior is averaging 13.0 points and 11.0 rebounds per game. Brackmann has 10 double-doubles on the season. Below are players with six or more double-doubles.

No.	Player, Team
10	Chelsea Brackmann, Bradley
9	Sara Rhine, Drake
7	Abby Brockmeyer, Southern Illinois
6	Simone Goods, Illinois State

Three out of the past four seasons, an MVC player has finished the season averaging a double-double.

Year	Player, Team	PPG, RPG #DD
16-17	Leti Lerma, Bradley	11.7, 10.8, 13
15-16	Dyana Pierre, SIU	12.3, 11.2, 15
14-15	Dyana Pierre, SIU	14.6, 11.8, 16

## Looking to End It

Evansville has dropped 27-straight MVC regular season contests, setting the MVC record. The Aces last MVC win was a 52-44 at Indiana State on Mar. 4, 2017.

### Consecutive Conference Losses

1.	27, Evansville.....	12/29/17 to present
2.	24, Bradley.....	2/26/98 to 1/13/00
	24, Southern Illinois .....	12/31/10 to 1/14/12

## Sharing the Rock

Over the past five seasons, Drake has ranked in the top 10 every season in the NCAA in assists per game, including leading the nation a year ago. The Bulldogs are once again sharing the basketball as they enter the week No. 3 in the country averaging 21.6 assists per contest.

### Assists Per Game

1.	Baylor	23.5
2.	Iowa	22.2
3.	Drake	21.6
4.	Michigan State	20.3
5.	Oregon	20.2

## Sharp Shooters

A year after seeing Evansville lead the nation in free-throw percentage (82.0%), The Valley has three of the nation's top 15 teams in the category so far this season. UNI currently leads the league and sits 7th nationally, while Evansville sits 12th and Loyola 14th.

Loyola's Abby O'Connor leads The Valley and ranks No. 9 nationally hitting 91.7% of her attempts. In 2012-13, UNI's Jacqui Kalin set the MVC record with a percentage of 95.5% for a season.

As a conference, The Valley sits third nationally with a combined FT% of 71.4%.

### Free-Throw Percentage (By Conference)

1.	Summitt.....	72.8%
2.	Pac 12 .....	71.5%
3.	Missouri Valley .....	71.4%
4.	Big East.....	71.1%
5.	ACC.....	70.7%

## The RPI Ratings Game

The latest installment of the NCAA RPI Report (Feb. 4) has six Valley teams that rank in the top-175, led by Drake at No. 19, followed by Missouri State (66), UNI (94), Southern Illinois (154), Bradley (156) and Indiana State (172). The MVC ranks 12th among 32 conferences. The league ranking is the highest for the league since the 2013 season (finished 10th).

Team	RPI
Drake	19
Missouri State	66
UNI	94
Southern Illinois	154
Bradley	156
Indiana State	172
Illinois State	184
Loyola	227
Valparaiso	291
Evansville	337
MVC	12 of 32

## Pounding the Glass

Bradley's Chelsea Brackmann tied the Bradley single-game record with 24 rebounds on Jan. 6 vs. UNI. Brackmann's 24 boards are the second most in the country this season and tied for the fifth most in MVC history. No MVC player has collected 24 rebounds in a game since 2009.

### Rebounds in Single Game (MVC Record)

1.	30 - Wanda Ford, Drake .....	2/16/85 vs. Eastern Illinois
2.	28 - Stephany Neptune, Southern Ill. ....	12/19/09 vs. Murray State
3.	25 - Wanda Ford, Drake .....	1/23/86 at Missouri State
25 - Wanda Ford, Drake .....	2/20/86 vs. Wichita State	
5.	24 - 5 times last by Chelsea Brackmann, Bradley (1/6/19 vs. UNI)	

## Rhine on McClain Watch List

The Naismith Memorial Basketball Hall of Fame and the WBCA announced that Drake junior Sara Rhine is one of 20 watch list candidates for the 2019 Katrina McClain Award. Named after the two-time All-American and 1987 National Player of the Year, the annual award in its second year recognizes the top power forwards in women's NCAA Division I college basketball. By mid-February, the watch list of 20 players for the 2019 Katrina McClain Award will be narrowed to just 10.

## Senior CLASS Award Candidate

Drake's Sammie Bachrodt has been named a candidate for the 2018-19 Senior CLASS Award. Bachrodt is among 30 NCAA Division I candidates in women's basketball for the award which recognizes notable achievements in four areas of excellence - community, classroom, character and competition.

## "So You Want to Be A Coach"

Valparaiso senior Meredith Hamlet and Drake senior Becca Jonas were named participants in the 2019 "So You Want to be a Coach" program, hosted by the WBCA. This marks the 17th annual "So You Want to be a Coach" program as each member will participate in a three-day workshop with speakers provided by the WeCOACH on April 3-5 in conjunction with the WBCA Convention in Tampa, Florida.

## Title Town

The league has had nine different regular-season champions in the past 12 seasons (SIU-2007, DU/UE/ILS-2008, ILS-2009, ILS-2010, UNI-2011; MSU-2012; WSU/CU-2013; INS/WSU-2014; WSU-2015; UNI-2016; DU-2017; DU-2018). Bradley, Loyola and Valparaiso are the only league teams not to have won a regular-season MVC championship.

## Mid-Major Top-25 Poll

Drake continues to sit towards the top of the latest (Jan. 29) CollegeInsider.com Mid-Major Top 25 poll coming in at No. 2. The Bulldogs received two first place votes and sit just behind first place Gonzaga who is receiving 28 first place votes. Missouri State and Bradley are receiving votes in the poll.

## Two Sport Athlete

Lexi Wallen joined the team following a four-year volleyball career at Illinois State. The senior forward has made an immediate impact on the team, averaging 4.7 points and 3.2 rebounds per game during conference play. She is one of five reported athletes to be currently competing in both volleyball and basketball at the division 1 level. Two of the five are Valley athletes. Katherine Carlson of Valparaiso also recently joined the basketball team after a volleyball career.

## Points-A-Plenty

Missouri State scored 108 points in a win over Valparaiso on Jan. 27. The 108 points scored are the fifth-most ever in a league game.

### Most Points in MVC/Gateway Games

117 - Bradley at Evansville (Jan. 21, 2018)
112 - Drake vs. UNI (Jan. 23, 1993)
110 - Creighton vs. Indiana State (Mar. 5, 1995)
109 - Bradley vs. Wichita State (Feb. 13, 1992)
108 - Missouri State vs. Valparaiso (Jan. 27, 2019)

## .700 Club

Drake's Jennie Baranczyk sits fourth in Valley history in career winning percentage in league games. Baranczyk sits with a career record of 87-30 (.744) in league contests. Missouri State's Kellie Harper sits fifth on the chart with a career mark of 71-28 (.717).

## ALL-TIME COACHES WIN% (MVC GAMES)

(Minimum 50 games)

Name, School (Years)	Rec.	Pct.
Carole Baumgarten, Drake (1983-86)	48-6	.889
Cheryl Burnett, Missouri State (1988-02)	201-65	.756
Cindy Scott, Southern Illinois (1983-98)	199-67	.748
Jennie Baranczyk, Drake (2013-present)	87-30	.744
Kellie Harper, Missouri State (2014-present)	71-28	.717

## Hoops In the Heartland

The 2019 Missouri Valley Conference Women's Basketball Tournament will return to the TaxSlayer Center in Moline, Ill., for the fourth-straight season.

Affectionately coined "Hoops in the Heartland," the four-day event (Mar. 14-17) will showcase all 10 Missouri Valley Conference schools as they compete for the Valley's automatic berth into the NCAA Tournament.

The MVC extended an agreement with the Quad Cities Convention & Visitors Bureau to conduct the MVC Women's Basketball Championship in TaxSlayer Center through at least 2021.

The 2019 tournament will mark the 12th-consecutive season in its 37-year history that the event will take place at a neutral site.

The Missouri Valley Conference is one of only seven conferences (out of 32 nationally) where the women's basketball tournament is played at a neutral site, separate from the men's championship (AAC, ACC, Big Ten, Big 12, MVC, Pac-12 and SEC are the others).

## Starters Returning

The Missouri Valley Conference will see 37 of 50 starters return (74%) for the 2018-19 season. Defending champion Drake returns all five starters next season, while Illinois State, Indiana State, UNI, Southern Illinois and Valparaiso will see four starters return. Bradley, Evansville, Loyola and Missouri State will each see three starters return to the court.

## Postseason League

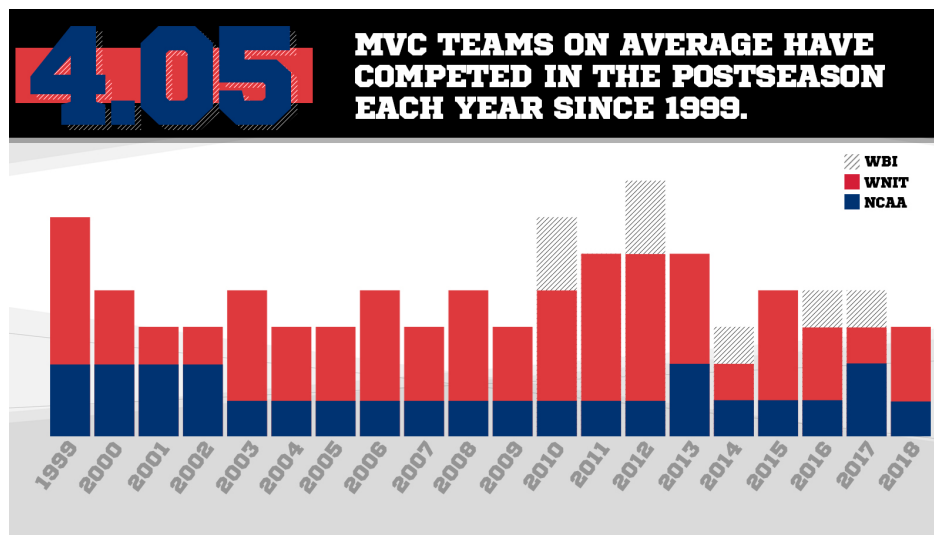

The MVC has seen an average of four league teams participate in postseason play in the last 20 seasons, including three teams reaching postseason play in 2017-18. Drake fell at Texas A&M in the NCAA Tournament, while Missouri State and UNI each received bids into the WNIT. The Valley has earned multiple NCAA Tournament bids in 11 different seasons, including a pair of bids in the 2017 NCAA Tournament (Drake and UNI).

## Coaches Teleconferences

Teleconferences with The Valley head coaches will be conducted twice throughout the season. The conferences begin at 11:45 a.m. (CST). To participate in the conference calls, call (877) 417-8778. Coaches call (877) 417-8756.

Media will be allowed to ask questions directly of the coaches. The session dates for 2018-19 are Wednesday, January 2 and Tuesday, March 12.

Time	Women's Head Coach, School
11:45 p.m.	Jennie Baranczyk, Drake
11:50 a.m.	Kellie Harper, Missouri State
11:55 a.m.	Andrea Gorski, Bradley
12:00 p.m.	Kate Achter, Loyola
12:05 p.m.	Mary Evans, Valparaiso
12:10 p.m.	Matt Ruffing, Evansville
12:15 p.m.	Kristen Gillespie, Illinois State
12:20 p.m.	Vicki Hall, Indiana State
12:25 p.m.	Tanya Warren, UNI
12:30 p.m.	Cindy Stein, Southern Illinois



### Missouri Valley Conference vs. Non-Conference Opponents (61-52, .540)

**Overall:** 61-52 (.540)  
**Home:** 34-15 • **Away:** 20-33 • **Neut:** 7-4 • **Top-25:** 1-8

**ACC** ..... **0-1 (N: 0-1)**  
 Notre Dame ..... 0-1  
 Drake ..... L, 82-64

**American Athletic** ..... **0-1 (A: 0-1)**  
 Wichita State ..... 0-1  
 Missouri State ..... L, 63-60

**America East** ..... **1-0 (N: 1-0)**  
 Hartford ..... 1-0  
 vs. Southern Illinois ..... W, 72-50

**Atlantic-10** ..... **2-2 (H: 1-0; A: 1-2)**  
 Dayton ..... 0-1  
 Evansville ..... L, 69-30  
 Saint Louis ..... 2-1  
 at Illinois State ..... W, 72-67  
 Indiana State ..... W, 60-56  
 Southern Illinois ..... L, 62-58

**Big 12** ..... **0-2 (A: 0-2)**  
 Iowa State ..... 0-1  
 Drake ..... L, 86-81  
 Kansas State ..... 0-1  
 UNI ..... L, 72-62

**Big East** ..... **2-4 (H: 1-1; A: 1-3)**  
 Butler ..... 0-2  
 Illinois State ..... L, 58-56  
 Indiana State ..... L, 72-49  
 Creighton ..... 2-0  
 Drake ..... W, 85-69  
 at UNI ..... W, 65-55  
 DePaul ..... 0-1  
 at Loyola ..... L, 102-76  
 Marquette ..... 0-1  
 UNI ..... L, 102-61

**Big Ten** ..... **2-8 (H: 0-1; A: 1-7; N: 1-0)**  
 Illinois ..... 0-2  
 Indiana State ..... L, 75-57  
 Valparaiso ..... L, 73-54  
 Indiana ..... 0-1  
 Missouri State ..... L, 98-74  
 Iowa ..... 0-2  
 at Drake ..... L, 91-82  
 UNI ..... L, 83-57  
 Nebraska ..... 1-0  
 Drake ..... W, 83-77  
 Purdue ..... 0-2  
 Bradley ..... L, 74-61  
 Loyola ..... L, 65-41  
 Rutgers ..... 1-0  
 vs. Drake ..... W, 69-59  
 Wisconsin ..... 0-1  
 Evansville ..... L, 96-60

**Big West** ..... **2-1 (H: 1-0; A: 1-0; N: 0-1)**  
 UC Irvine ..... 0-1  
 vs. Indiana State ..... L, 77-61  
 Cal State Northridge ..... 1-0  
 at Drake ..... W, 73-63  
 Long Beach State ..... 1-0  
 UNI ..... W, 71-64

**Colonial** ..... **2-0 (H: 1-0; N: 1-0)**  
 Delaware ..... 2-0  
 vs. Bradley ..... W, 59-47  
 at UNI ..... W, 79-67

**Conference USA** ..... **4-3 (H: 1-0; A: 2-3; N: 1-0)**  
 Florida Atlantic ..... 1-0  
 Bradley ..... W, 80-59  
 Louisiana Tech ..... 1-0  
 vs. Missouri State ..... W, 82-70  
 Marshall ..... 2-1  
 Evansville ..... L, 72-65  
 Indiana State ..... W, 62-53  
 at Southern Illinois ..... W, 58-49  
 North Texas ..... 0-1  
 Missouri State ..... L, 83-76 (OT)  
 Western Kentucky ..... 0-1  
 Southern Illinois ..... L, 83-76

**Horizon** ..... **9-5 (H: 5-2; A: 4-3)**  
 Cleveland State ..... 1-1  
 Bradley ..... W, 67-65  
 Illinois State ..... L, 67-63  
 Detroit Mercy ..... 1-0  
 at Loyola ..... W, 52-43  
 IUPUI ..... 2-1  
 at Indiana State ..... L, 64-59  
 UNI ..... W, 53-40

at Southern Illinois ..... W, 78-73  
 UIC ..... 2-2  
 at Evansville ..... L, 62-54  
 at Indiana State ..... W, 60-53  
 Loyola ..... W, 75-60  
 Valparaiso ..... L, 75-65  
 Northern Kentucky ..... 1-0  
 Illinois State ..... W, 58-53  
 Oakland ..... 2-0  
 at Bradley ..... W, 73-64  
 at Illinois State ..... W, 62-56  
 Youngstown State ..... 0-1  
 Loyola ..... L, 74-63

**Mid-American** ..... **3-6 (H: 2-3; A: 1-3)**  
 Ball State ..... 1-0  
 at Missouri State ..... W, 74-54  
 Bowling Green ..... 0-2  
 Loyola ..... L, 88-74  
 at Valparaiso ..... L, 79-72  
 Eastern Michigan ..... 0-1  
 Illinois State ..... L, 50-41  
 Northern Illinois ..... 1-1  
 at Southern Illinois ..... W, 82-73  
 UNI ..... L, 70-59  
 Miami (OH) ..... 0-1  
 at Valparaiso ..... L, 68-47  
 Toledo ..... 0-1  
 at Valparaiso ..... L, 65-59  
 Western Michigan ..... 1-0  
 Loyola ..... W, 64-53

**Mountain West** ..... **0-1 (N: 0-1)**  
 Boise State ..... 0-1  
 vs. UNI ..... L, 61-60

**NEC** ..... **1-0 (N: 1-0)**  
 St. Francis-Brooklyn ..... 1-0  
 vs. Valparaiso ..... W, 78-76

**Ohio Valley** ..... **11-8 (H: 8-2; A: 2-6; N: 1-0)**  
 Austin Peay ..... 2-0  
 at Evansville ..... W, 56-52  
 at Illinois State ..... W, 61-49  
 Eastern Illinois ..... 3-1  
 at Bradley ..... W, 67-64  
 Indiana State ..... L, 63-39  
 at Southern Illinois ..... W, 73-59  
 at Valparaiso ..... W, 62-60  
 Morehead State ..... 0-2  
 Evansville ..... L, 85-63  
 Valparaiso ..... L, 68-62  
 Murray State ..... 1-1  
 Evansville ..... L, 81-53  
 Southern Illinois ..... W, 65-59  
 SEMO ..... 3-1  
 at Bradley ..... W, 85-79  
 at Evansville ..... L, 54-50  
 Indiana State ..... W, 62-51  
 at Southern Illinois ..... W, 60-40  
 SIUE ..... 2-2  
 at Evansville ..... L, 54-45  
 Illinois State ..... L, 68-61  
 at Loyola ..... W, 56-43  
 vs. Missouri State ..... W, 68-65  
 UT-Martin ..... 0-1  
 Southern Illinois ..... L, 95-94

**PAC-12** ..... **0-1 (N: 0-1)**  
 Arizona State ..... 0-1  
 vs. Southern Illinois ..... L, 82-38

**SEC** ..... **1-1 (A: 0-1; N: 1-0)**  
 Missouri ..... 0-1  
 Missouri State ..... L, 65-61  
 South Carolina ..... 1-0  
 vs. Drake ..... W, 90-85

**Summit** ..... **9-5 (H: 6-4; A: 3-1)**  
 North Dakota ..... 2-1  
 at Illinois State ..... W, 67-55  
 at UNI ..... W, 64-60  
 at Valparaiso ..... L, 62-56  
 North Dakota State ..... 0-1  
 at Valparaiso ..... L, 51-48  
 Omaha ..... 2-0  
 Bradley ..... W, 80-60  
 at UNI ..... W, 79-50  
 Purdue Fort Wayne ..... 2-1  
 at Evansville ..... L, 72-66  
 at Loyola ..... W, 81-67  
 Valparaiso ..... W, 68-64  
 South Dakota ..... 1-1  
 at Drake ..... W, 76-64  
 at Missouri State ..... L, 85-74  
 South Dakota State ..... 0-1

Drake ..... L, 80-71  
 Western Illinois ..... 2-0  
 at Bradley ..... W, 82-68  
 Drake ..... W, 98-71

**Sun Belt** ..... **1-0 (H: 1-0)**  
 Little Rock ..... 1-0  
 at Missouri State ..... W, 48-44

**West Coast** ..... **0-2 (H: 0-1; A: 0-1)**  
 Gonzaga ..... 0-1  
 at Missouri State ..... L, 70-67  
 Santa Clara ..... 0-1  
 Missouri State ..... L, 77-73

**WAC** ..... **6-1 (H: 2-1; A: 4-0)**  
 Chicago State ..... 4-0  
 at Bradley ..... W, 89-59  
 Evansville ..... W, 67-58  
 at Loyola ..... W, 76-40  
 Valparaiso ..... W, 76-70  
 Grand Canyon ..... 1-0  
 Indiana State ..... W, 88-81  
 UMKC ..... 1-1  
 Illinois State ..... W, 62-55  
 at Loyola ..... L, 88-74

**Non-Division I** ..... **5-0 (H: 5-0)**  
 Clarke ..... 1-0  
 at Drake ..... W, 91-43  
 Davenport ..... 1-0  
 at Indiana State ..... W, 79-43  
 Maryville (MO) ..... 1-0  
 at Illinois State ..... W, 61-52  
 Minnesota State ..... 1-0  
 at UNI ..... W, 73-56  
 Rockhurst ..... 1-0  
 at Bradley ..... W, 83-40

**Top-25** ..... **1-8 (H: 0-3; A: 0-3; N: 1-2)**  
 #1 Notre Dame ..... 0-1  
 Drake ..... L, 82-64  
 #13 South Carolina ..... 1-0  
 vs. Drake ..... W, 90-85  
 #16 Missouri ..... 0-1  
 Missouri State ..... L, 65-61  
 #16 Iowa ..... 0-2  
 UNI ..... L, 83-57  
 at Drake ..... L, 91-82  
 #19 Marquette ..... 0-1  
 UNI ..... L, 102-61  
 #19 Arizona ..... 0-1  
 vs. Southern Illinois ..... L, 82-38  
 #20 DePaul ..... 0-1  
 at Loyola ..... L, 102-76  
 #21 Gonzaga ..... 0-1  
 at Missouri State ..... L, 70-67

**2018 NCAA Teams** ..... **6-12 (H: 3-3; A: 2-6; N: 1-3)**  
 Arizona State ..... 0-1  
 vs. Southern Illinois ..... L, 82-38  
 Boise State ..... 0-1  
 vs. UNI ..... L, 61-60  
 Cal State Northridge ..... 1-0  
 at Drake ..... W, 73-63  
 Creighton ..... 2-0  
 Drake ..... W, 85-69  
 at UNI ..... W, 65-55  
 Dayton ..... 0-1  
 Evansville ..... L, 69-30  
 DePaul ..... 0-1  
 at Loyola ..... L, 102-76  
 Gonzaga ..... 0-1  
 at Missouri State ..... L, 70-67  
 Iowa ..... 0-2  
 at Drake ..... L, 91-82  
 UNI ..... L, 83-57  
 Little Rock ..... 1-0  
 at Missouri State ..... W, 48-44  
 Marquette ..... 0-1  
 UNI ..... L, 102-61  
 Missouri ..... 0-1  
 Missouri State ..... L, 65-61  
 Nebraska ..... 1-0  
 Drake ..... W, 83-77  
 Notre Dame ..... 0-1  
 Drake ..... L, 82-64  
 South Carolina ..... 1-0  
 vs. Drake ..... W, 90-85  
 South Dakota State ..... 0-1  
 Drake ..... L, 80-71  
 Western Kentucky ..... 0-1  
 Southern Illinois ..... L, 83-76



### BRADLEY (15-5, 5-4 MVC)

#### 20/20 Vision

Junior Chelsea Brackmann scored a career-best 24 points and the leading rebounder in the MVC added 20 boards to help highlight Sunday's victory at Loyola as she notched her second 20-20 performance of the year. Prior to this season there had been just two 20-20 outings in the MVC (2015-16 & 2014-15) over the previous seven years and Brackmann is the first Valley player to have two 20-20 games in the same season since at least the 1994-95 season. In fact, over that time the 2010-11 campaign is the only one in the MVC in which two 20-20 performances were recorded with Illinois State's Kenyatta Shelton and Indiana State's Shannon Thomas each posting one. Brackmann is one of four players in the nation with multiple 20-20 games this season through contests of Feb. 3.



#### At the Turn

At the halfway point of the Missouri Valley Conference regular-season schedule, Bradley is alone in fourth at 5-4 in the league standings. The Braves finished the first half of conference play with a winning record for the first time since 2009-10 (6-3). Bradley has made a habit of being better in the second half of league play over the years with seven of the last eight seasons resulting in a better second half for the Braves. In fact, Bradley has been better the second time through the Valley in 13 of 16 seasons. The Braves play five of the next seven at home.

Date	Opponent	Location	TV	Time
N10	SEMO	W, 85-79		1-0
N18	Rockhurst	W, 83-40		2-0
<b>Florida Atlantic Tournament</b>				
N23	vs. Delaware	W, 59-47		3-0
N24	at Florida Atlantic	W, 80-59		4-0
N28	Eastern Illinois	W, 67-64		5-0
D1	Oakland	W, 73-64		6-0
D4	Western Illinois	W, 82-68		7-0
D14	at Omaha	W, 80-60		8-0
D19	at Cleveland State	W, 67-65		9-0
D21	at Purdue	L, 74-61		9-1
D28	Chicago State	W, 89-59		10-1
J4	*Drake	L, 92-63		10-2, 0-1
J6	*Northern Iowa	L, 81-78 (OT)		10-3, 0-2
J11	*at Evansville	W, 75-68		11-3, 1-2
J13	*at Indiana State	W, 61-45		12-3, 2-2
J18	*Missouri State	L, 68-56		12-4, 2-3
J20	*So. Illinois	W, 58-53 (OT)		13-4, 3-3
J26	*at Illinois State	W, 79-68		14-4, 4-3
F1	*at Valparaiso	L, 76-73		14-5, 4-4
F3	*at Loyola	W, 69-56		15-5, 5-4
F8	*Indiana State	Peoria, Ill.	ESPN+	7 PM
F10	*Evansville	Peoria, Ill.	ESPN+	2 PM
F15	*at So. Illinois	Carbondale, Ill.	ESPN+	6 PM
F17	*at Missouri State	Springfield, Mo.	ESPN+	2 PM
F22	*Illinois State	Peoria, Ill.	ESPN3	7 PM
F28	*Valparaiso	Peoria, Ill.	ESPN+	7 PM
M2	*Loyola	Peoria, Ill.	ESPN3	2 PM
M7	*at Northern Iowa	Cedar Falls, Iowa	ESPN+	7 PM
M9	*at Drake	Des Moines, Iowa	ESPN+	2 PM

#### MVC Tournament

M14-17 Moline, Ill. ESPN+

\*MVC Games; Times are CST (unless noted) and subject to change

### DRAKE (16-5, 8-1 MVC)

#### Blistering the Nets

Junior Becca Hittner blistered the Knapp Center nets this past weekend against Missouri State and SIU. In the hard-fought loss to the Lady Bears, Hittner poured in a career-high 37 points on 12-of-23 shooting, including making a career-high 11 free throws, with 22 coming in the final two quarters as she ended with the most points by an MVC player this season. She followed that in the SIU win with an impressive 30 points, 20 in the first two quarters, on 10-of-15 shooting with two three-pointers and an 8-of-9 at the charity stripe to go with seven rebounds, one assist and one block in just 26 minutes. Hittner leads the MVC in scoring at 19.7 points per game and has made the second most three-pointers with 47. Her three 30-plus scoring games this season is the most in the MVC and she has the most for a Drake player since Lizzy Wendell had four games during the 2016-17 season.



#### Double Double Machine

Sara Rhine, who ranks narrowly behind Hittner in scoring at 19.4 points per game, posted back-to-back double-doubles in Drake's two games. Rhine went for 16 points and 10 rebounds against Missouri State and followed it with 25 points and 11 rebounds in the SIU win. She has nine double-doubles this season and 20 in her career, which leads the MVC. Rhine has now recorded a double-double in three straight games and it's the second time this season she has done the feat. Rhine started the season with three consecutive double-doubles.

Date	Opponent	Location	TV	Time
N7	at Nebraska	W, 83-77		1-0
N10	at Western Illinois	W, 98-71		2-0
N15	South Dakota	W, 76-64		3-0
N18	CSUN	W, 73-63		4-0
<b>Vancouver Showcase</b>				
N22	vs. Rutgers	W, 69-59		5-0
N23	vs. #1 Notre Dame	L, 82-64		5-1
N24	vs. #13 S. Carolina	W, 90-85 (OT)		6-1
N28	at Creighton	W, 85-69		7-1
D4	Clarke	W, 91-43		8-1
D8	at South Dakota St.	L, 80-71		8-2
D16	at Iowa State	L, 86-81		8-3
D21	#16 Iowa	L, 91-82		8-4
J4	*at Bradley	W, 92-63		9-4, 1-0
J6	*at Illinois State	W, 82-64		10-4, 2-0
J11	*Loyola	W, 69-60		11-4, 3-0
J13	*Valparaiso	W, 84-53		12-4, 4-0
J18	*at Northern Iowa	W, 88-64		13-4, 5-0
J25	*at Indiana State	W, 70-68		14-4, 6-0
J27	*at Evansville	W, 78-47		15-4, 7-0
F1	*Missouri State	L, 85-79		15-5, 7-1
F3	*So. Illinois	W, 94-66		16-5, 8-1
F8	*at Valparaiso	Valparaiso, Ind.	ESPN+	5 PM
F10	*at Loyola	Chicago, Ill.	ESPN+	1 PM
F15	*Northern Iowa	Des Moines, Iowa	ESPN3	6 PM
F22	*Evansville	Des Moines, Iowa	ESPN+	6 PM
F24	*Indiana State	Des Moines, Iowa	ESPN+	2 PM
M1	*at So. Illinois	Carbondale, Ill.	ESPN+	6 PM
M3	*at Missouri State	Springfield, Mo.	ESPN+	2 PM
M7	*Illinois State	Des Moines, Iowa	ESPN+	6 PM
M9	*Bradley	Des Moines, Iowa	ESPN+	2 PM

#### MVC Tournament

M14-17 Moline, Ill. ESPN+

\*MVC Games; Times are CST (unless noted) and subject to change

## EVANSVILLE (2-18, 0-9 MVC)

### Senior Leadership

Facing Indiana State on Friday evening, the Aces received strong efforts from three senior starters. The senior trio of Kerri Gasper (19 points), Brooke Bishop (14), and Marley Miller (14) combined for 47 points while shooting a combined 19-34 (55.9%) from the field. All three played 33 minutes or more and committed just one turnover each in the contest.



### Hot Shooting Aces

Evansville put together one of its strongest performances of the season on Friday evening against Indiana State. In the contest, the Aces shot 51.1% (24-47) from the field, marking the first time Evansville had shot over 50% from the field in a game since shooting 56.5% from the field against Morehead State on Dec. 10, 2017.

### Nearing Another Milestone

After reaching 1,000 points earlier this season, senior Kerri Gasper is approaching another career mark. Gasper needs just 28 more rebounds to reach 500 boards in her career becoming the first player since Sasha Robinson reached the mark in . If Gasper were to reach the mark, she would be the first player in program history to record 1,000 points, 500 rebounds, and more than 125 three-pointers made.

Date	Opponent	Location	TV	Time
N7	at Murray State	L, 81-53		0-1
N10	at Chicago State	W, 67-58		1-1
N14	SIUE	L, 54-45		1-2
N20	Purdue Ft. Wayne	L, 72-66		1-3
N29	at Marshall	L, 72-65 (OT)		1-4
D2	at Morehead State	L, 85-63		1-5
D5	UIC	L, 62-54		1-6
D8	SEMO	L, 54-50		1-7
D15	at Dayton	L, 69-30		1-8
D18	Austin Peay	W, 56-52		2-8
D21	at Wisconsin	L, 96-60		2-9
J4	*at So. Illinois	L, 67-47		2-10, 0-1
J6	*at Missouri State	L, 88-66		2-11, 0-2
J11	*Bradley	L, 75-68		2-12, 0-3
J13	*Illinois State	L, 72-61		2-13, 0-4
J18	*at Loyola	L, 61-56		2-14, 0-5
J20	*at Valparaiso	L, 93-49		2-15, 0-6
J25	*Northern Iowa	L, 74-46		2-16, 0-7
J27	*Drake	L, 78-47		2-17, 0-8
F1	*Indiana State	L, 76-69		2-18, 0-9

F8	*at Illinois State	Normal, Ill.	ESPN+	7 PM
F10	*at Bradley	Peoria, Ill.	ESPN+	2 PM

F15	*Valparaiso	Evansville, Ind.	ESPN+	6 PM
F17	*Loyola	Evansville, Ind.		1 PM
F22	*at Drake	Des Moines, Iowa	ESPN+	6 PM
F24	*at Northern Iowa	Cedar Falls, Iowa	ESPN+	2 PM

M1	*at Indiana State	Terre Haute, Ind.	ESPN+	6 PM
M7	*Missouri State	Evansville, Ind.	ESPN+	6 PM
M9	*So. Illinois	Evansville, Ind.	ESPN+	1 PM

#### MVC Tournament

M14-17	Moline, Ill.	ESPN+
--------	--------------	-------

\*MVC Games; Times are CST (unless noted) and subject to change

## ILLINOIS STATE (11-9, 4-5 MVC)

### Fab Freshmen

Kayel Newland had her first career start on Friday night against the Loyola Ramblers and surpassed her personal best, draining 11 points for the 'Birds. She then matched that on Sunday, starting for ISU for the second consecutive game and added another 11 points in win over Valparaiso. Ally Gietzel had significant and valuable court time on Sunday contributing nine points, four boards, three assists, one block and one steal in 28 minutes of playing time. The freshman guard has not played more than five consecutive minutes prior to Sunday.



### Happy Makes

Illinois State shot a season-best of 59.1 percent from the floor on Sunday, netting 26-of-44 shots. Prior to Sunday, the 'Birds had lost two games where they averaged 50 percent or better from the field.

### Marvelous Maggett

TeTe Maggett added her first career double-double on Friday, scoring a game-high 24 points and 12 rebounds. The junior guard sits top five in the Valley, averaging 16.1 points this season and leads the team, averaging 18.1 during conference play. She has proven to be a versatile player, also contributing a team-best of 50 assists.

Date	Opponent	Location	TV	Time
N11	at SIUE	L, 68-61		0-1
N14	North Dakota	W, 67-55		1-1
N17	at E. Michigan	L, 50-41		1-2
N19	at Cleveland St.	L, 67-63		1-3
N25	at Butler	L, 58-56		1-4
N29	Oakland	W, 62-56		2-4
D4	Austin Peay	W, 61-49		3-4
D7	at N. Kentucky	W, 58-53		4-4
D16	Maryville	W, 61-52		5-4
D20	Saint Louis	W, 72-67		6-4
D30	at UMKC	W, 62-55		7-4
J4	*Northern Iowa	W, 66-64		8-4, 1-0
J6	*Drake	L, 82-64		8-5, 1-1
J11	*at Indiana State	L, 59-44		8-6, 1-2
J13	*at Evansville	W, 72-61		9-6, 2-2
J18	*So. Illinois	W, 60-52		10-6, 3-2
J20	*Missouri State	L, 59-47		10-7, 3-3
J26	*Bradley	L, 79-68		10-8, 3-4
F1	*at Loyola	L, 62-59		10-9, 3-5
F3	*at Valparaiso	W, 70-67		11-9, 4-5

F8	*Evansville	Normal, Ill.	ESPN+	7 PM
F10	*Indiana State	Normal, Ill.	ESPN+	2 PM

F15	*at Missouri State	Springfield, Mo.	ESPN+	7 PM
F17	*at So. Illinois	Carbondale, Ill.	ESPN+	2 PM
F22	*at Bradley	Peoria, Ill.	ESPN3	7 PM
F28	*Loyola	Normal, Ill.	ESPN+	7:30 PM

M3	*Valparaiso	Normal, Ill.	ESPN+	2 PM
M7	*at Drake	Des Moines, Iowa	ESPN+	6 PM
M9	*at Northern Iowa	Cedar Falls, Iowa	ESPN+	2 PM

#### MVC Tournament

M14-17	Moline, Ill.	ESPN+
--------	--------------	-------

\*MVC Games; Times are CST (unless noted) and subject to change



## INDIANA STATE (10-10, 4-5 MVC)

### The Road to March...Literally

Indiana State embarks upon a long road in the calendar year's shortest month as the Sycamores only have two home games (over one weekend) in the month of February. Five of ISU's seven games will be away from Hulman Center in a stretch reminiscent of the start of the season when the Trees opened the year with six of their first eight games away from home.



### Cardiac Trees

The Sycamores are keeping fans on the edge of their seat this season for a full 40 minutes each game. Indiana State has played in 10 games this year that have been decided by 10 or fewer points, posting a 7-3 record in those games. Moreover, ISU is tied for the Valley lead in one-possession (4 points or less) victories with three wins in those games.

### Hot Tamara

As the weather has gotten cold, Tamara Lee has gotten hot. Since Jan. 6, Lee has found her rhythm on the court by shooting over 40 percent from the field and averaging 12.6 ppg, including a team-best 48.7 percent mark from beyond the arc. She has also grabbed 10 steals in that time frame and is averaging a 76.9 percent mark from the free throw line.

Date	Opponent	Location	TV	Time
N7	at Marshall	W, 62-53		1-0
N13	at Saint Louis	W, 60-56		2-0

#### Grand Canyon Tournament

N23	at Grand Canyon	W, 88-81 (2OT)		3-0
N24	vs. UC Irvine	L, 77-61		3-1
N29	at SEMO	W, 62-51		4-1

D3	IUPUI	L, 64-59		4-2
D5	at Illinois	L, 75-57		4-3
D8	UIC	W, 60-53		5-3
D17	at Butler	L, 72-49		5-4
D21	at Eastern Illinois	L, 63-39		5-5
D30	Davenport	W, 79-43		6-5

J4	*at Missouri State	L, 71-58		6-6, 0-1
J6	*at So. Illinois	W, 61-58		7-6, 1-1
J11	*Illinois State	W, 59-44		8-6, 2-1
J13	*Bradley	L, 61-45		8-7, 2-2
J18	*at Valparaiso	W, 86-82 (OT)		9-7, 3-2
J20	*at Loyola	L, 56-54		9-8, 3-3
J25	*Drake	L, 70-68		9-9, 3-4
J27	*Northern Iowa	L, 71-51		9-10, 3-5

F1	*at Evansville	W, 76-69		10-10, 4-5
----	----------------	----------	--	------------

F8	*at Bradley	Peoria, Ill.	ESPN+	7 PM
F10	*at Illinois State	Normal, Ill.	ESPN+	2 PM

F15	*Loyola	Terre Haute, Ind.	ESPN+	6 PM
F17	*Valparaiso	Terre Haute, Ind.	ESPN+	1 PM
F22	*at Northern Iowa	Cedar Falls, Iowa	ESPN3	7 PM
F24	*at Drake	Des Moines, Iowa	ESPN+	2 PM

M1	*Evansville	Terre Haute, Ind.	ESPN+	6 PM
M7	*So. Illinois	Terre Haute, Ind.	ESPN+	6 PM
M9	*Missouri State	Terre Haute, Ind.	ESPN3	1 PM

#### MVC Tournament

M14-17	Moline, Ill.	ESPN+		
--------	--------------	-------	--	--

\*MVC Games; Times are CST (unless noted) and subject to change

## LOYOLA (10-10, 4-5 MVC)

### Have A Day

Freshman forward Allison Day put together the top two-game stretch of her young career this past weekend, averaging 15.5 points and 9.0 rebounds en route to being named the Missouri Valley Conference's Newcomer of the Week. Day, whose weekend was highlighted by an 18-point, 11-rebound effort against Bradley last Sunday, is the second Rambler to be recognized by The Valley with the weekly award, joining fellow freshman Janae Gonzales, who was selected twice during Loyola's non-conference slate.



### Double Trouble

Both Allison Day (18 points, 11 rebounds) and Abby O'Connor (17 points, 11 rebounds) notched double-doubles in Loyola's 69-56 setback against Bradley last Sunday. Day and O'Connor are the first Ramblers to post a double-double in the same game since Taylor Johnson and Taylor Manuel accomplished the feat against Southern Illinois back on January 10, 2016.

### The Comforts of Home

Following a split against Illinois State and Bradley this past weekend, Loyola is now 8-3 (.727) in games played within the friendly confines of Gentile Arena this season. The eight home victories are the Maroon & Gold's most since a nine-win home campaign during the 2012-13 season. Loyola wraps up a season-long four-game homestand this coming weekend as UNI (February 8) and Drake (February 10) visit Rogers Park.

Date	Opponent	Location	TV	Time
------	----------	----------	----	------

N9	at Youngstown St.	L, 74-63		0-1
N12	Detroit Mercy	W, 52-43		1-1
N17	at UIC	W, 75-60		2-1
N20	at Bowling Green	L, 88-74		2-2
N26	Chicago State	W, 76-40		3-2
N29	Purdue Ft. Wayne	W, 81-67		4-2

D3	at W. Michigan	W, 64-53		5-2
D6	SIUE	W, 56-43		6-2
D9	at Purdue	L, 65-41		6-3
D16	UMKC	L, 88-74		6-4
D20	#20 DePaul	L, 102-76		6-5

J6	*Valparaiso	W, 80-54		7-5, 1-0
J11	*at Drake	L, 69-60		7-6, 1-1
J13	*at Northern Iowa	L, 64-52		7-7, 1-2
J18	*Evansville	W, 61-56		8-7, 2-2
J20	*Indiana State	W, 56-54		9-7, 3-2
J25	*at Missouri State	L, 84-49		9-8, 3-3
J27	*at So. Illinois	L, 74-63		9-9, 3-4

F1	*Illinois State	W, 62-59		10-9, 4-4
F3	*Bradley	L, 69-56		10-10, 4-5

F8	*Northern Iowa	Chicago, Ill.	ESPN3	7 PM
F10	*Drake	Chicago, Ill.	ESPN+	1 PM

F15	*at Indiana State	Terre Haute, Ind.	ESPN+	6 PM
F17	*at Evansville	Evansville, Ind.	ESPN+	1 PM
F22	*So. Illinois	Chicago, Ill.	ESPN3	7 PM
F24	*Missouri State	Chicago, Ill.	ESPN+	1 PM
F28	*at Illinois State	Normal, Ill.	ESPN+	7:30 PM

M2	*at Bradley	Peoria, Ill.	ESPN3	2 PM
M9	*at Valparaiso	Valparaiso, Ind.	ESPN+	1 PM

#### MVC Tournament

M14-17	Moline, Ill.	ESPN+		
--------	--------------	-------	--	--

\*MVC Games; Times are CST (unless noted) and subject to change

## MISSOURI STATE (13-7, 9-0 MVC)

### On the Streaks...

The Lady Bears extended their overall win streak to 12 games over the weekend, now ranking second nationally behind only Oregon's 14 consecutive wins. It also ties for the eighth-longest streak in school history. Missouri State's 16 straight conference wins rank third in school history, behind only 17 wins from 1992-93 and 24 in a row from 1999-2000.



### Gitzen in Elite Company

Senior Danielle Gitzen now has 839 points, 405 rebounds, 244 assists and 143 steals in her career, becoming the ninth player in school history to reach 800/400/200/125 in those four categories. The eight others are Kari Koch, Casey Garrison, Secelia Winkfield, Jackie Stiles, Melody Howard, Kenzie Williams, Tyonna Snow and Lisa Davies. Those eight each earned first-team all-conference honors at least once in their career, combining for 22 total selections.

### Halfway Home

Missouri State reached the halfway point of the MVC schedule with a 9-0 record for the fourth time in school history, joining the 1996 (12-0), 2000 (10-0) and 2004 (11-0) teams. Those teams finished the regular season at 16-2, 14-4 and 16-2, respectively, with two outright titles and a second-place finish.

Date	Opponent	Location	TV	Time
N10	at Wichita State	L, 63-60 (OT)		0-1
N13	at #16 Missouri	L, 65-61		0-2
N17	Ball State	W, 74-54		1-2
N24	at Santa Clara	L, 77-73		1-3
D1	at North Texas	L, 83-76 (OT)		1-4
D4	South Dakota	L, 85-74		1-5
D9	at Indiana	L, 98-74		1-6
D16	#21 Gonzaga	L, 70-67		1-7
<b>UMKC Roo Holiday Classic</b>				
D20	vs. Louisiana Tech	W, 82-70		2-7
D21	vs. SIUE	W, 68-65		3-7
D30	Little Rock	W, 48-44		4-7
J4	*Indiana State	W, 71-58		5-7, 1-0
J6	*Evansville	W, 88-66		6-7, 2-0
J13	*So. Illinois	W, 66-51		7-7, 3-0
J18	*at Bradley	W, 68-56		8-7, 4-0
J20	*at Illinois State	W, 59-47		9-7, 5-0
J25	*Loyola	W, 84-49		10-7, 6-0
J27	*Valparaiso	W, 108-63		11-7, 7-0
F1	*at Drake	W, 85-79		12-7, 8-0
F3	*at Northern Iowa	W, 63-58		13-7, 9-0
F8	*at So. Illinois	Carbondale, Ill.	ESPN3	6 PM
F15	*Illinois State	Springfield, Mo.	ESPN+	7 PM
F17	*Bradley	Springfield, Mo.	ESPN+	2 PM
F22	*at Valparaiso	Valparaiso, Ind.	ESPN+	7 PM
F24	*at Loyola	Chicago, Ill.	ESPN+	1 PM
M1	*Northern Iowa	Springfield, Mo.	ESPN+	7 PM
M3	*Drake	Springfield, Mo.	KOZL-TV	2 PM
M7	*at Evansville	Evansville, Ind.	ESPN+	6 PM
M9	*at Indiana State	Terre Haute, Ind.	KOZL-TV	1 PM

### MVC Tournament

M14-17 Moline, Ill. ESPN+

\*MVC Games; Times are CST (unless noted) and subject to change

## UNI (13-8, 6-3 MVC)

### Road Success

The Panthers are 3-1 on the road in conference play with the only loss coming in overtime against Bradley.



### Success Against Weekend Foes

UNI is a combined 16-5 all-time against Valparaiso and Loyola, including a 6-3 record on the road.

### Fine at the Line

UNI remains in the top 10 in the NCAA for free throw percentage. The Panthers are shooting 77.5 percent from the line. Abby Gerrits leads the way for UNI 27-31 (.871). Seven UNI players shoot 80 percent or better. UNI shot just one free throw in the loss at Missouri State.

Date	Opponent	Location	TV	Time
<b>Preseason WNIT</b>				
N9	Delaware	W, 79-67		1-0
N11	at #19 Marquette	L, 102-61		1-1
N18	at N. Illinois	L, 70-59		1-2
N20	Creighton	W, 65-55		2-2
<b>Long Beach State Tournament</b>				
N23	at Long Beach St.	W, 71-64		3-2
N24	vs. Boise State	L, 61-60		3-3
N30	at IUPUI	W, 53-40		4-3
D4	North Dakota	W, 64-60		5-3
D16	at #16 Iowa	L, 83-57		5-4
D19	Minnesota State	W, 73-56		6-4
D21	Omaha	W, 79-50		7-4
D29	at Kansas State	L, 72-62		7-5
J4	*at Illinois State	L, 66-64		7-6, 0-1
J6	*at Bradley	W, 81-78 (OT)		8-6, 1-1
J11	*Valparaiso	W, 71-52		9-6, 2-1
J13	*Loyola	W, 64-52		10-6, 3-1
J18	*Drake	L, 88-64		10-7, 3-2
J25	*at Evansville	W, 74-46		11-7, 4-2
J27	*at Indiana State	W, 71-51		12-7, 5-2
F1	*So. Illinois	W, 65-53		13-7, 6-2
F3	*Missouri State	L, 63-58		13-8, 6-3
F8	*at Loyola	Chicago, Ill.	ESPN3	7 PM
F10	*at Valparaiso	Valparaiso, Ind.		11 AM
F15	*at Drake	Des Moines, Iowa	ESPN3	6 PM
F22	*Indiana State	Cedar Falls, Iowa	ESPN3	7 PM
F24	*Evansville	Cedar Falls, Iowa	ESPN+	2 PM
M1	*at Missouri State	Springfield, Mo.	ESPN+	7 PM
M3	*at So. Illinois	Carbondale, Ill.	ESPN+	2 PM
M7	*Bradley	Cedar Falls, Iowa	ESPN+	7 PM
M9	*Illinois State	Cedar Falls, Iowa	ESPN+	2 PM

### MVC Tournament

M14-17 Moline, Ill. ESPN+

\*MVC Games; Times are CST (unless noted) and subject to change

### SOUTHERN ILLINOIS (10-10, 3-6 MVC)

#### Disrupting Passing Lanes

Southern has notched 10-plus steals in nine games this season, including a season-high 12 at Drake on Feb. 3. The Salukis recorded 10-plus steals in 10 games during the 2018 season, which were the most in a season during head coach Cindy Stein's six seasons at the helm of the Salukis. Earlier this season, SIU's five-game streak of 10-plus steals was its longest since the 1994-95 team posted six-straight games with 10 or more takeaways. The 1994-95 Salukis set a school record for most games, 20, with at least 10 steals.



#### Home Sweet Home

Southern Illinois opens up a three-game homestead this coming weekend when it hosts Missouri State (Feb. 8). The Salukis are 8-1 inside SIU Arena this season and Southern's .889 winning percentage at home is the best in the Valley thus far this season. The Salukis have now won at least eight home games in five-straight seasons, including 10 during the 2015-16 season. It marks the first time in over 20 years (1993-97) that Southern has posted five-straight seasons with winning records on its home floor.

#### Crashing the Glass

The Salukis are averaging 13.6 offensive rebounds per game, which ranks third in the Valley behind Bradley (15.0/game) and Missouri State (14.4/game). Southern's average is also an offensive rebound more than last season's average of 12.6 o-boards per game. More importantly- SIU's opponents are grabbing fewer offensive rebounds per game this season. Southern's opponents average just 9.8 offensive rebounds per contest whereas last season opponents grabbed 12.4 offensive rebounds per game.

Date	Opponent	Location	TV	Time
N9	at UT-Martin	L, 95-94		0-1
N14	SEMO	W, 60-40		1-1
N17	Marshall	W, 58-49		2-1
N20	at W. Kentucky	L, 83-76		2-2
<b>South Point Thanksgiving Shootout</b>				
N23	vs. Hartford	W, 72-50		3-2
N24	vs. #19 Arizona St.	L, 82-38		3-3
N29	at Saint Louis	L, 62-58		3-4
D7	Northern Illinois	W, 82-73		4-4
D8	Eastern Illinois	W, 73-59		5-4
D18	at Murray State	W, 65-59		6-4
D21	IUPUI	W, 78-73 (OT)		7-4
J4	*Evansville	W, 67-47		8-4, 1-0
J6	*Indiana State	L, 61-58		8-5, 1-1
J13	*at Missouri State	L, 66-51		8-6, 1-2
J18	*at Illinois State	L, 60-52		8-7, 1-3
J20	*at Bradley	L, 58-53 (OT)		8-8, 1-4
J25	*Valparaiso	W, 87-65		9-8, 2-4
J27	*Loyola	W, 74-63		10-8, 3-4
F1	*at Northern Iowa	L, 65-53		10-9, 3-5
F3	*at Drake	L, 94-66		10-10, 3-6
F8	*Missouri State	Carbondale, Ill.	ESPN3	6 PM
F15	*Bradley	Carbondale, Ill.	ESPN+	6 PM
F17	*Illinois State	Carbondale, Ill.	ESPN+	2 PM
F22	*at Loyola	Chicago, Ill.	ESPN3	7 PM
F24	*at Valparaiso	Valparaiso, Ind.	ESPN3	1 PM
M1	*Drake	Carbondale, Ill.	ESPN+	6 PM
M3	*Northern Iowa	Carbondale, Ill.	ESPN+	2 PM
M7	*at Indiana State	Terre Haute, Ind.	ESPN+	6 PM
M9	*at Evansville	Evansville, Ind.	ESPN+	1 PM
<b>MVC Tournament</b>				
M14-17		Moline, Ill.	ESPN+	

\*MVC Games; Times are CST (unless noted) and subject to change

### VALPARAISO (6-15, 2-7 MVC)

#### Showcasing Various Standouts

In two games over a three-day span during the first weekend of February, Valpo remarkably had five different players enjoy 20-point games. Over the last five contests, the team has been led in scoring by five different players: Grace Hales (21 vs. Evansville), Addison Stoller (22 at Southern Illinois), Shay Frederick (17 at Missouri State), Meredith Hamlet (23 vs. Bradley) and Allison Schofield (22 vs. Illinois State).



#### Have Yourself a Day, Shay

With two Valpo point guards now sidelined for the remainder of the season with injuries, Valpo has turned to Shay Frederick as the team's starter. The true freshman responded in a big way in her first career start on Feb. 1 vs. Bradley, playing 38 minutes on her way to career bests in points (21) and assists (eight). Her previous watermarks in both categories came on Nov. 17 vs. St. Francis (Brooklyn), when she had 19 points and five assists. Frederick's 21 points against the Braves were the most by a Valpo freshman since current senior Meredith Hamlet had three games with 21 points or more during her rookie campaign in 2015-16.

#### Schofield's Three-riffic Sunday

Valpo has had many accomplishments related to 3-point baskets this season, but Allison Schofield's was a new one on Feb. 3 vs. Illinois State. The senior knocked down six 3s in a single game, becoming the first Valpo player to do so since Meredith Hamlet on Feb. 11, 2016 at Oakland. In addition, she became the first Valpo player with six triples in a home game since Betsy Adams on Jan. 20, 2010 vs. Wright State. Two others have done it on the road in recent years - Jessica Carr (March 12, 2014 at Green Bay) and Rashida Ray (Feb. 26, 2011 at Milwaukee). Schofield finished the Feb. 3 game with 22 points, rewriting her previous career high of 16 (Nov. 14, 2018 at Illinois).

Date	Opponent	Location	TV	Time
N7	at UIC	L, 75-65		0-1
N11	North Dakota	L, 62-56		0-2
N14	at Illinois	L, 73-54		0-3
<b>Morehead State Tournament</b>				
N16	at Morehead St.	L, 68-62		0-4
N17	vs. St. Francis (NY)	W, 78-76		1-4
N26	Toledo	L, 65-59		1-5
N29	at Chicago State	W, 76-70		2-5
D2	Eastern Illinois	W, 62-60		3-5
D8	Miami (OH)	L, 68-47		3-6
D16	North Dakota St.	L, 51-48		3-7
D19	at Purdue Ft. Wayne	W, 68-64		4-7
D21	Bowling Green	L, 79-72		4-8
J6	*at Loyola	L, 80-54		4-9, 0-1
J11	*at Northern Iowa	L, 71-52		4-10, 0-2
J13	*at Drake	L, 84-53		4-11, 0-3
J18	*Indiana State	L, 86-82 (OT)		4-12, 0-4
J20	*Evansville	W, 93-49		5-12, 1-4
J25	*at So. Illinois	L, 87-65		5-13, 1-5
J27	*at Missouri State	L, 108-63		5-14, 1-6
F1	*Bradley	W, 76-73		6-14, 2-6
F3	*Illinois State	L, 70-67		6-15, 2-7
F8	*Drake	Valparaiso, Ind.	ESPN+	5 PM
F10	*Northern Iowa	Valparaiso, Ind.	ESPN+	11 AM
F15	*at Evansville	Evansville, Ind.	ESPN+	6 PM
F17	*at Indiana State	Terre Haute, Ind.	ESPN+	1 PM
F22	*Missouri State	Valparaiso, Ind.	ESPN+	7 PM
F24	*So. Illinois	Valparaiso, Ind.	ESPN3	1 PM
F28	*at Bradley	Peoria, Ill.	ESPN+	7 PM
M3	*at Illinois State	Normal, Ill.	ESPN+	2 PM
M9	*Loyola	Valparaiso, Ind.	ESPN+	1 PM
<b>MVC Tournament</b>				
M14-17		Moline, Ill.	ESPN+	

\*MVC Games; Times are CST (unless noted) and subject to change





2018-19 Missouri Valley Conference  
CONFERENCE BASKETBALL STATISTICS  
Through games of Feb 05, 2019 (All games)



SCORING OFFENSE	G	W-L	Pts	Avg/G
1. Drake	21	16-5	1699	80.9
2. Missouri State	20	13-7	1449	72.4
3. Bradley	20	15-5	1438	71.9
4. Northern Iowa	21	13-8	1395	66.4
5. Southern Illinois	20	10-10	1315	65.8
6. Valparaiso	21	6-15	1352	64.4
7. Loyola	20	10-10	1271	63.5
8. Indiana State	20	10-10	1234	61.7
9. Illinois State	20	11-9	1214	60.7
10. Evansville	20	2-18	1118	55.9

SCORING DEFENSE	G	Pts	Avg/G
1. Illinois State	20	1215	60.8
2. Northern Iowa	21	1329	63.3
3. Indiana State	20	1270	63.5
4. Bradley	20	1286	64.3
5. Missouri State	20	1301	65.1
6. Southern Illinois	20	1304	65.2
7. Loyola	20	1306	65.3
8. Drake	21	1440	68.6
9. Evansville	20	1439	71.9
10. Valparaiso	21	1519	72.3

SCORING MARGIN	G	Offense	Defense	Margin
1. Drake	21	80.9	68.6	+12.3
2. Bradley	20	71.9	64.3	+7.6
3. Missouri State	20	72.4	65.1	+7.4
4. Northern Iowa	21	66.4	63.3	+3.1
5. Southern Illinois	20	65.8	65.2	+0.6
6. Illinois State	20	60.7	60.8	+0.0
7. Loyola	20	63.5	65.3	-1.8
8. Indiana State	20	61.7	63.5	-1.8
9. Valparaiso	21	64.4	72.3	-8.0
10. Evansville	20	55.9	71.9	-16.0

FREE THROW PCT	G	FTM	FTA	Pct.
1. Northern Iowa	21	253	326	.776
2. Evansville	20	221	287	.770
3. Loyola	20	244	318	.767
4. Drake	21	308	421	.732
5. Bradley	20	307	425	.722
6. Indiana State	20	268	382	.702
7. Illinois State	20	284	406	.700
8. Valparaiso	21	259	380	.682
9. Missouri State	20	299	446	.670
10. Southern Illinois	20	219	338	.648

FIELD GOAL PERCENTAGE	G	FGM	FGA	Pct.
1. Drake	21	606	1279	.474
2. Loyola	20	456	1064	.429
3. Missouri State	20	533	1257	.424
4. Illinois State	20	420	1027	.409
5. Northern Iowa	21	497	1216	.409
6. Southern Illinois	20	488	1206	.405
7. Bradley	20	505	1281	.394
8. Valparaiso	21	455	1155	.394
9. Indiana State	20	421	1124	.375
10. Evansville	20	387	1104	.351

FIELD GOAL PCT DEFENSE	G	FGM	FGA	Pct.
1. Illinois State	20	422	1115	.378
2. Bradley	20	463	1223	.379
3. Drake	21	529	1346	.393
4. Loyola	20	483	1216	.397
5. Northern Iowa	21	488	1223	.399
6. Missouri State	20	486	1172	.415
7. Southern Illinois	20	442	1063	.416
8. Evansville	20	540	1240	.435
9. Indiana State	20	461	1044	.442
10. Valparaiso	21	533	1152	.463

3-POINT FG PCT	G	3FGM	3FGA	Pct.
1. Loyola	20	115	320	.359
2. Drake	21	179	505	.354
3. Indiana State	20	124	365	.340
4. Valparaiso	21	181	535	.338
5. Missouri State	20	84	268	.313
6. Bradley	20	121	393	.308
7. Southern Illinois	20	120	391	.307
8. Northern Iowa	21	148	488	.303
9. Illinois State	20	90	309	.291
10. Evansville	20	123	431	.285

3-POINT FG PCT DEFENSE	G	3FGM	3FGA	Pct.
1. Bradley	20	98	352	.278
2. Drake	21	147	512	.287
3. Missouri State	20	115	390	.295
4. Evansville	20	123	407	.302
5. Illinois State	20	129	421	.306
6. Northern Iowa	21	111	348	.319
7. Loyola	20	122	368	.332
8. Valparaiso	21	128	381	.336
9. Indiana State	20	101	289	.349
10. Southern Illinois	20	118	325	.363

REBOUNDING OFFENSE	G	Rebounds	Avg/G
1. Bradley	20	852	42.6
2. Missouri State	20	824	41.2
3. Drake	21	830	39.5
4. Southern Illinois	20	747	37.3
5. Northern Iowa	21	780	37.1
6. Illinois State	20	736	36.8
7. Loyola	20	704	35.2
8. Indiana State	20	676	33.8
9. Evansville	20	638	31.9
10. Valparaiso	21	630	30.0

REBOUNDING DEFENSE	G	Rebounds	Avg/G
1. Illinois State	20	644	32.2
2. Missouri State	20	668	33.4
3. Southern Illinois	20	690	34.5
4. Drake	21	736	35.0
5. Northern Iowa	21	744	35.4
6. Loyola	20	710	35.5
7. Indiana State	20	711	35.5
8. Valparaiso	21	808	38.5
9. Bradley	20	784	39.2
10. Evansville	20	863	43.2



2018-19 Missouri Valley Conference  
CONFERENCE BASKETBALL STATISTICS  
Through games of Feb 05, 2019 (All games)



REBOUNDING MARGIN	G	Team	Avg.	Opp.	Avg.	Margin
1. Missouri State	20	824	41.2	668	33.4	+7.8
2. Illinois State	20	736	36.8	644	32.2	+4.6
3. Drake	21	830	39.5	736	35.0	+4.5
4. Bradley	20	852	42.6	784	39.2	+3.4
5. Southern Illinois	20	747	37.3	690	34.5	+2.8
6. Northern Iowa	21	780	37.1	744	35.4	+1.7
7. Loyola	20	704	35.2	710	35.5	-0.3
8. Indiana State	20	676	33.8	711	35.5	-1.8
9. Valparaiso	21	630	30.0	808	38.5	-8.5
10. Evansville	20	638	31.9	863	43.2	-11.2

ASSISTS	G	No.	Avg/G
1. Drake	21	453	21.6
2. Southern Illinois	20	309	15.5
3. Bradley	20	283	14.2
4. Loyola	20	267	13.4
5. Northern Iowa	21	277	13.2
6. Missouri State	20	243	12.2
7. Valparaiso	21	250	11.9
8. Indiana State	20	213	10.7
9. Illinois State	20	210	10.5
10. Evansville	20	206	10.3

TURNOVER MARGIN	G	Team	Avg.	Opp.	Avg.	Margin
1. Bradley	20	304	15.2	353	17.7	+2.5
2. Missouri State	20	292	14.6	335	16.8	+2.2
3. Indiana State	20	386	19.3	419	21.0	+1.7
4. Southern Illinois	20	317	15.9	343	17.2	+1.3
5. Valparaiso	21	336	16.0	352	16.8	+0.8
6. Northern Iowa	21	344	16.4	332	15.8	-0.6
7. Drake	21	365	17.4	343	16.3	-1.0
8. Evansville	20	301	15.1	253	12.7	-2.4
9. Illinois State	20	323	16.2	263	13.2	-3.0
10. Loyola	20	329	16.5	259	13.0	-3.5

OFFENSIVE REBOUNDS	G	No.	Avg/G
1. Bradley	20	293	14.7
2. Missouri State	20	287	14.4
3. Southern Illinois	20	269	13.5
4. Drake	21	244	11.6
5. Northern Iowa	21	242	11.5
6. Indiana State	20	228	11.4
7. Illinois State	20	197	9.9
8. Valparaiso	21	172	8.2
9. Evansville	20	150	7.5
10. Loyola	20	123	6.2

DEFENSIVE REB PCT.	G	D-Reb	Opp. OR	D-Reb%
1. Loyola	20	581	193	.751
2. Illinois State	20	539	181	.749
3. Missouri State	20	537	185	.744
4. Southern Illinois	20	478	192	.713
5. Indiana State	20	448	190	.702
6. Drake	21	586	256	.696
7. Bradley	20	559	249	.692
8. Northern Iowa	21	538	240	.692
9. Valparaiso	21	458	235	.661
10. Evansville	20	488	271	.643

BLOCKED SHOTS	G	No.	Avg/G
1. Bradley	20	82	4.1
Loyola	20	82	4.1
3. Missouri State	20	68	3.4
4. Southern Illinois	20	64	3.2
5. Northern Iowa	21	65	3.1
6. Drake	21	58	2.8
7. Evansville	20	46	2.3
8. Illinois State	20	44	2.2
9. Valparaiso	21	41	2.0
10. Indiana State	20	38	1.9

STEALS	G	No.	Avg/G
1. Indiana State	20	199	10.0
2. Valparaiso	21	189	9.0
3. Drake	21	182	8.7
4. Southern Illinois	20	162	8.1
5. Bradley	20	160	8.0
Missouri State	20	160	8.0
7. Northern Iowa	21	146	7.0
8. Evansville	20	118	5.9
9. Illinois State	20	113	5.7
10. Loyola	20	85	4.3

ASSIST/TURNOVER RATIO	G	Ast.	Avg.	T/O	Avg.	Ratio
1. Drake	21	453	21.6	365	17.4	1.2
2. Southern Illinois	20	309	15.5	317	15.9	1.0
3. Bradley	20	283	14.2	304	15.2	0.9
4. Missouri State	20	243	12.2	292	14.6	0.8
5. Loyola	20	267	13.4	329	16.5	0.8
6. Northern Iowa	21	277	13.2	344	16.4	0.8
7. Valparaiso	21	250	11.9	336	16.0	0.7
8. Evansville	20	206	10.3	301	15.1	0.7
9. Illinois State	20	210	10.5	323	16.2	0.7
10. Indiana State	20	213	10.7	386	19.3	0.6

DEFENSIVE REBOUNDS	G	No.	Avg/G
1. Loyola	20	581	29.1
2. Bradley	20	559	28.0
3. Drake	21	586	27.9
4. Illinois State	20	539	27.0
5. Missouri State	20	537	26.9
6. Northern Iowa	21	538	25.6
7. Evansville	20	488	24.4
8. Southern Illinois	20	478	23.9
9. Indiana State	20	448	22.4
10. Valparaiso	21	458	21.8

OFFENSIVE REB PCT.	G	O-Reb	Opp. DR	O-Reb%
1. Missouri State	20	287	483	.373
2. Bradley	20	293	535	.354
3. Southern Illinois	20	269	498	.351
4. Drake	21	244	480	.337
5. Northern Iowa	21	242	504	.324
6. Indiana State	20	228	521	.304
7. Illinois State	20	197	463	.298
8. Valparaiso	21	172	573	.231
9. Evansville	20	150	592	.202
10. Loyola	20	123	517	.192



2018-19 Missouri Valley Conference  
CONFERENCE BASKETBALL STATISTICS  
Through games of Feb 05, 2019 (All games)



3-POINT FG MADE	G	No.	Avg/G
1. Valparaiso	21	181	8.6
2. Drake	21	179	8.5
3. Northern Iowa	21	148	7.0
4. Indiana State	20	124	6.2
5. Evansville	20	123	6.2
6. Bradley	20	121	6.1
7. Southern Illinois	20	120	6.0
8. Loyola	20	115	5.8
9. Illinois State	20	90	4.5
10. Missouri State	20	84	4.2





2018-19 Missouri Valley Conference  
CONFERENCE BASKETBALL STATISTICS  
Through games of Feb 05, 2019 (All games)



Team	Conference	Pct.	PF	PA	Overall	Pct.	PF	PA	Current unbeaten streak
Missouri State	9-0	1.000	76.9	58.6	13-7	.650	72.4	65.1	Missouri State -- 12
Drake	8-1	.889	81.8	63.3	16-5	.762	80.9	68.6	Indiana State -- 1
Northern Iowa	6-3	.667	68.0	61.0	13-8	.619	66.4	63.3	Bradley -- 1
Bradley	5-4	.556	68.0	67.4	15-5	.750	71.9	64.3	Illinois State -- 1
Illinois State	4-5	.444	61.1	65.0	11-9	.550	60.7	60.8	Drake -- 1
Loyola	4-5	.444	59.9	64.8	10-10	.500	63.5	65.3	
Indiana State	4-5	.444	62.0	64.7	10-10	.500	61.7	63.5	
Southern Illinois	3-6	.333	62.3	64.3	10-10	.500	65.8	65.2	
Valparaiso	2-7	.222	67.2	78.7	6-15	.286	64.4	72.3	
Evansville	0-9	.000	56.6	76.0	2-18	.100	55.9	71.9	

TEAM SUMMARIES	G	PF-PA	Avg score	Margin	FG-FGA	Pct.	3FG-FGA	Pct.	FT-FTA	Pct.	RebF	RebA	Margin
Bradley	20	1438-1286	71.9-64.3	+7.6	505-1281	.394	121-393	.308	307-425	.722	852	784	+3.4
Drake	21	1699-1440	80.9-68.6	+12.3	606-1279	.474	179-505	.354	308-421	.732	830	736	+4.5
Evansville	20	1118-1439	55.9-71.9	-16.0	387-1104	.351	123-431	.285	221-287	.770	638	863	-11.2
Illinois State	20	1214-1215	60.7-60.8	+0.0	420-1027	.409	90-309	.291	284-406	.700	736	644	+4.6
Indiana State	20	1234-1270	61.7-63.5	-1.8	421-1124	.375	124-365	.340	268-382	.702	676	711	-1.8
Loyola	20	1271-1306	63.5-65.3	-1.7	456-1064	.429	115-320	.359	244-318	.767	704	710	-0.3
Missouri State	20	1449-1301	72.4-65.1	+7.4	533-1257	.424	84-268	.313	299-446	.670	824	668	+7.8
Northern Iowa	21	1395-1329	66.4-63.3	+3.1	497-1216	.409	148-488	.303	253-326	.776	780	744	+1.7
Southern Illinois	20	1315-1304	65.8-65.2	+0.6	488-1206	.405	120-391	.307	219-338	.648	747	690	+2.8
Valparaiso	21	1352-1519	64.4-72.3	-8.0	455-1155	.394	181-535	.338	259-380	.682	630	808	-8.5

ATTENDANCE	Home	Average	Away	Average	Neutral	Average	Total	Average
Bradley	10-7993	799	9-10972	1219	1-0	0	20-18965	948
Drake	8-32685	4086	10-23016	2302	3-3405	1135	21-59106	2815
Evansville	10-2946	295	10-11219	1122	0-0	0	20-14165	708
Illinois State	10-9616	962	10-7135	714	0-0	0	20-16751	838
Indiana State	7-10535	1505	12-8030	669	1-167	167	20-18732	937
Loyola	11-7790	708	9-19699	2189	0-0	0	20-27489	1374
Missouri State	9-19408	2156	9-17053	1895	2-696	348	20-37157	1858
Northern Iowa	10-12501	1250	10-15612	1561	1-0	0	21-28113	1339
Southern Illinois	9-6396	711	9-14707	1634	2-0	0	20-21103	1055
Valparaiso	10-4616	462	10-11111	1111	1-100	100	21-15827	754
Totals	94-114486	1218	98-138554	1414	11-4368	397	203-257408	1268



2018-19 Missouri Valley Conference  
INDIVIDUAL BASKETBALL STATISTICS  
Through games of Feb 05, 2019 (All games)



To be ranked, a player must appear in at least 75.0% of their team's games.

SCORING								REBOUNDING							
	Cl	G	FG	3FG	FT	Pts	Avg/G		Cl	G	Off	Def	Total	Avg/G	
1. HITTNER,BECCA-DU	Jr	21	136	47	94	413	19.7	1. Brackmann, Chelsea-BRAD	Jr	20	71	149	220	11.0	
2. RHINE,SARA-DU	Jr	21	152	13	91	408	19.4	2. RHINE,SARA-DU	Jr	21	44	134	178	8.5	
3. Goods, Simone-ILS	Sr	20	122	1	96	341	17.1	3. Brockmeyer,Abby-SIU	So	20	55	109	164	8.2	
4. Haack, Gabi-BRAD	So	20	94	56	87	331	16.6	4. Goods, Simone-ILS	Sr	20	46	110	156	7.8	
5. Maggett, Tete-ILS	Jr	20	109	36	68	322	16.1	5. Gasper, Kerri-UE	Sr	20	26	122	148	7.4	
6. Martin,Nicole-SIU	Jr	20	122	1	50	295	14.8	6. Franklin,Jasmine-MSU	Fr	20	50	95	145	7.3	
7. Silvey,Makenzie-SIU	So	20	107	46	31	291	14.6	7. Martin,Nicole-SIU	Jr	20	51	85	136	6.8	
8. Rucker, Karli-UNI	So	21	111	29	50	301	14.3	8. O'Connor, Abby-LUC	So	20	13	122	135	6.8	
9. O'Neal, Ashli-INS	Jr	20	87	28	69	271	13.6	9. Stoller, Addison-Valpo	So	21	51	82	133	6.3	
10. O'Connor, Abby-LUC	So	20	90	33	55	268	13.4	10. Wallace, Tiara-LUC	Jr	20	12	109	121	6.1	
11. Hamlet, Meredith-Valpo	Sr	21	90	39	59	278	13.2	11. Haack, Gabi-BRAD	So	20	33	82	115	5.8	
12. Gitzen,Danielle-MSU	Sr	20	97	12	56	262	13.1	12. Wentland, Regan-INS	Sr	20	32	76	108	5.4	
13. Brackmann, Chelsea-BRAD	Jr	20	100	0	60	260	13.0	13. Day, Allison-LUC	Fr	20	22	80	102	5.1	
14. Petree, Lasha-BRAD	Fr	20	90	35	36	251	12.6	14. Maggett, Tete-ILS	Jr	20	11	85	96	4.8	
15. Willard,Alexa-MSU	Jr	20	89	17	39	234	11.7	15. Livingston, Viria-ILS	Sr	20	40	55	95	4.8	
16. Stoller, Addison-Valpo	So	21	86	12	59	243	11.6	16. HITTNER,BECCA-DU	Jr	21	23	75	98	4.7	
17. Gasper, Kerri-UE	Sr	20	75	27	54	231	11.6	17. Gunnels, Bre-UNI	So	21	19	78	97	4.6	
18. Rice, Ellie-LUC	So	20	75	20	59	229	11.5	18. Hillyard, Heidi-UNI	Jr	21	20	76	96	4.6	
19. Lee, Tamara-INS	Sr	20	69	40	48	226	11.3	19. White, Nyjah-BRAD	So	20	25	66	91	4.6	
20. Gonzales, Janae-LUC	Fr	19	72	44	20	208	10.9	20. Battle, Ty-INS	So	20	40	50	90	4.5	
21. Howell, Ellie-UNI	Sr	21	79	28	36	222	10.6								
22. Brockmeyer,Abby-SIU	So	20	77	11	45	210	10.5								
23. Calip,Brice-MSU	So	20	67	5	66	205	10.3								
24. Hales, Grace-Valpo	Jr	21	74	30	36	214	10.2								
25. DEAN,MADDY-DU	Sr	21	73	36	28	210	10.0								
26. BACHRODT,SAMMIE-DU	Sr	21	70	40	18	198	9.4								
27. Franklin,Jasmine-MSU	Fr	20	69	0	50	188	9.4								
28. White, Nyjah-BRAD	So	20	74	1	28	177	8.9								
29. Morgan, Mikaela-UNI	Sr	19	52	24	40	168	8.8								
30. Miller, Marley-UE	Jr	20	64	36	10	174	8.7								

FIELD GOAL PCT						ASSISTS			
	Cl	G	FGM	FGA	Pct.		Cl	G	No. Avg/G
1. RHINE,SARA-DU	Jr	21	152	257	.591	1. Patrick,Brittney-SIU	Jr	20	106 5.3
2. Martin,Nicole-SIU	Jr	20	122	224	.545	2. Rucker, Karli-UNI	So	21	83 4.0
3. Franklin,Jasmine-MSU	Fr	20	69	127	.543	3. Wallace, Tiara-LUC	Jr	20	77 3.9
4. Brackmann, Chelsea-BRAD	Jr	20	100	191	.524	4. MONAHAN,MADDIE-DU	So	21	72 3.4
5. Goods, Simone-ILS	Sr	20	122	234	.521	5. ROSE,BRENNI-DU	Jr	21	71 3.4
6. Day, Allison-LUC	Fr	20	63	129	.488	6. BACHRODT,SAMMIE-DU	Sr	21	69 3.3
7. HITTNER,BECCA-DU	Jr	21	136	280	.486	7. DEAN,MADDY-DU	Sr	21	68 3.2
8. White, Nyjah-BRAD	So	20	74	165	.448	8. Gitzen,Danielle-MSU	Sr	20	63 3.2
9. Gitzen,Danielle-MSU	Sr	20	97	217	.447	9. Frederick, Shay-Valpo	Fr	21	60 2.9
10. Rucker, Karli-UNI	So	21	111	250	.444	10. Rice, Ellie-LUC	So	20	57 2.9
11. DEAN,MADDY-DU	Sr	21	73	165	.442	11. Schaub, Hannah-Valpo	Jr	19	52 2.7
12. Hales, Grace-Valpo	Jr	21	74	169	.438	12. Maggett, Tete-ILS	Jr	20	50 2.5
13. Stoller, Addison-Valpo	So	21	86	198	.434	13. Wallace, Makayla-UE	Fr	20	49 2.5
14. Gonzales, Janae-LUC	Fr	19	72	169	.426	14. White, Nyjah-BRAD	So	20	48 2.4
15. Nelson,Kristen-SIU	Jr	20	62	149	.416	15. MILLER,NICOLE-DU	Sr	21	49 2.3



2018-19 Missouri Valley Conference  
INDIVIDUAL BASKETBALL STATISTICS  
Through games of Feb 05, 2019 (All games)



FREE THROW PCT	Cl	G	FTM	FTA	Pct.
1. O'Connor, Abby-LUC	So	20	55	60	.917
2. Haack, Gabi-BRAD	So	20	87	100	.870
3. Gasper, Kerri-UE	Sr	20	54	63	.857
4. Morgan, Mikaela-UNI	Sr	19	40	47	.851
5. Rucker, Karli-UNI	So	21	50	60	.833
6. Lee, Tamara-INS	Sr	20	48	58	.828
7. Maggett, Tete-ILS	Jr	20	68	84	.810
8. Rice, Ellie-LUC	So	20	59	73	.808
9. HITTNER,BECCA-DU	Jr	21	94	117	.803
10. Gitzen,Danielle-MSU	Sr	20	56	71	.789
11. RHINE,SARA-DU	Jr	21	91	117	.778
12. Hamlet, Meredith-Valpo	Sr	21	59	76	.776
13. O'Neal, Ashli-INS	Jr	20	69	90	.767
14. Goods, Simone-ILS	Sr	20	96	131	.733
15. Wallace, Tiara-LUC	Jr	20	47	65	.723

3-POINT FG PCT	Cl	G	3FG	FGA	Pct.
1. MILLER,NICOLE-DU	Sr	21	21	48	.438
2. HITTNER,BECCA-DU	Jr	21	47	109	.431
3. O'Connor, Abby-LUC	So	20	33	77	.429
4. Lee, Tamara-INS	Sr	20	40	96	.417
5. DEAN,MADDY-DU	Sr	21	36	89	.404
6. Haack, Gabi-BRAD	So	20	56	144	.389
7. Rucker, Karli-UNI	So	21	29	78	.372
8. Hales, Grace-Valpo	Jr	21	30	81	.370
9. Nelson,Kristen-SIU	Jr	20	27	73	.370
10. Gonzales, Janae-LUC	Fr	19	44	119	.370
11. O'Neal, Ashli-INS	Jr	20	28	76	.368
12. BACHRODT,SAMMIE-DU	Sr	21	40	112	.357
13. Miller, Marley-UE	Jr	20	36	102	.353
14. Hamlet, Meredith-Valpo	Sr	21	39	114	.342
15. Frederick, Shay-Valpo	Fr	21	31	91	.341

BLOCKED SHOTS	Cl	G	No.	Avg/G
1. O'Connor, Abby-LUC	So	20	29	1.5
2. Franklin,Jasmine-MSU	Fr	20	26	1.3
3. Brockmeyer,Abby-SIU	So	20	25	1.3
4. Ellenson, Ella-Valpo	So	21	25	1.2
5. Coffman, Kaylan-UE	Jr	20	23	1.2
6. Goods, Simone-ILS	Sr	20	21	1.1
7. Brackmann, Chelsea-BRAD	Jr	20	20	1.0
8. Petree, Lasha-BRAD	Fr	20	19	1.0
9. Day, Allison-LUC	Fr	20	17	0.9
White, Nyjah-BRAD	So	20	17	0.9
11. Gartner,Emily-MSU	So	20	15	0.8
12. Hagen, Taylor-UNI	Sr	21	14	0.7
Gunnels, Bre-UNI	So	21	14	0.7
14. Battle, Ty-INS	So	20	13	0.7
Wallace, Tiara-LUC	Jr	20	13	0.7

STEALS	Cl	G	No.	Avg/G
1. O'Neal, Ashli-INS	Jr	20	52	2.6
2. Stoller, Addison-Valpo	So	21	44	2.1
3. Wallace, Makayla-UE	Fr	20	41	2.1
4. BACHRODT,SAMMIE-DU	Sr	21	43	2.0
5. Patrick,Brittney-SIU	Jr	20	39	2.0
6. Petree, Lasha-BRAD	Fr	20	36	1.8
7. Silvey,Makenzie-SIU	So	20	35	1.8
8. Wentland, Regan-INS	Sr	20	33	1.7
Gitzen,Danielle-MSU	Sr	20	33	1.7
10. Wallace, Tiara-LUC	Jr	20	32	1.6
11. Lee, Tamara-INS	Sr	20	29	1.5
Brackmann, Chelsea-BRAD	Jr	20	29	1.5
13. Frederick, Shay-Valpo	Fr	21	30	1.4
14. Schaub, Hannah-Valpo	Jr	19	27	1.4
15. Nelson,Kristen-SIU	Jr	20	28	1.4

3-POINT FG MADE	Cl	G	3FG	Avg/G
1. Haack, Gabi-BRAD	So	20	56	2.8
2. Gonzales, Janae-LUC	Fr	19	44	2.3
3. Silvey,Makenzie-SIU	So	20	46	2.3
4. HITTNER,BECCA-DU	Jr	21	47	2.2
5. Lee, Tamara-INS	Sr	20	40	2.0
6. BACHRODT,SAMMIE-DU	Sr	21	40	1.9
7. Hamlet, Meredith-Valpo	Sr	21	39	1.9
8. Miller, Marley-UE	Jr	20	36	1.8
Maggett, Tete-ILS	Jr	20	36	1.8
10. Petree, Lasha-BRAD	Fr	20	35	1.8
11. DEAN,MADDY-DU	Sr	21	36	1.7
12. O'Connor, Abby-LUC	So	20	33	1.7
13. Delgado, Alexis-INS	Sr	20	30	1.5
14. Frederick, Shay-Valpo	Fr	21	31	1.5
15. Hales, Grace-Valpo	Jr	21	30	1.4

ASSIST/TURNOVER RATIO	Cl	G	Ast.	T/O	Ratio
1. Patrick,Brittney-SIU	Jr	20	106	41	2.6
2. MONAHAN,MADDIE-DU	So	21	72	41	1.8
3. BACHRODT,SAMMIE-DU	Sr	21	69	41	1.7
4. DEAN,MADDY-DU	Sr	21	68	43	1.6
5. ROSE,BRENNI-DU	Jr	21	71	45	1.6
6. Gitzen,Danielle-MSU	Sr	20	63	48	1.3
7. Rucker, Karli-UNI	So	21	83	75	1.1
8. Wallace, Tiara-LUC	Jr	20	77	72	1.1





2018-19 Missouri Valley Conference  
INDIVIDUAL BASKETBALL STATISTICS  
Through games of Feb 05, 2019 (All games)



OFFENSIVE REBOUNDS	Cl	G	No.	Avg/G
1. Brackmann, Chelsea-BRAD	Jr	20	71	3.6
2. Brockmeyer, Abby-SIU	So	20	55	2.8
3. Martin, Nicole-SIU	Jr	20	51	2.6
4. Franklin, Jasmine-MSU	Fr	20	50	2.5
5. Stoller, Addison-Valpo	So	21	51	2.4
6. Goods, Simone-ILS	Sr	20	46	2.3
7. RHINE, SARA-DU	Jr	21	44	2.1
8. Battle, Ty-INS	So	20	40	2.0
Livingston, Viria-ILS	Sr	20	40	2.0
Isaiah, Kierra-INS	Sr	15	30	2.0
11. Haack, Gabi-BRAD	So	20	33	1.7
12. Wentland, Regan-INS	Sr	20	32	1.6
13. Morgan, Mikaela-UNI	Sr	19	30	1.6
14. BURICH, MONICA-DU	Jr	21	33	1.6
15. Hagen, Taylor-UNI	Sr	21	31	1.5

DEFENSIVE REBOUNDS	Cl	G	No.	Avg/G
1. Brackmann, Chelsea-BRAD	Jr	20	149	7.5
2. RHINE, SARA-DU	Jr	21	134	6.4
3. Gasper, Kerri-UE	Sr	20	122	6.1
O'Connor, Abby-LUC	So	20	122	6.1
5. Goods, Simone-ILS	Sr	20	110	5.5
6. Brockmeyer, Abby-SIU	So	20	109	5.5
Wallace, Tiara-LUC	Jr	20	109	5.5
8. Franklin, Jasmine-MSU	Fr	20	95	4.8
9. Maggett, Tete-ILS	Jr	20	85	4.3
Martin, Nicole-SIU	Jr	20	85	4.3
11. Haack, Gabi-BRAD	So	20	82	4.1
12. Day, Allison-LUC	Fr	20	80	4.0
13. Stoller, Addison-Valpo	So	21	82	3.9
14. Rucker, Karli-UNI	So	21	81	3.9
15. Wentland, Regan-INS	Sr	20	76	3.8

MINUTES PLAYED	Cl	G	No.	Avg/G
1. Gasper, Kerri-UE	Sr	20	702	35.1
2. Rice, Ellie-LUC	So	20	694	34.7
3. Maggett, Tete-ILS	Jr	20	683	34.2
4. Haack, Gabi-BRAD	So	20	676	33.8
5. Silvey, Makenzie-SIU	So	20	657	32.8
6. Rucker, Karli-UNI	So	21	679	32.3
7. O'Connor, Abby-LUC	So	20	646	32.3
8. Beck, Katrina-ILS	Sr	20	645	32.2
Patrick, Brittney-SIU	Jr	20	645	32.2
10. Hamlet, Meredith-Valpo	Sr	21	656	31.2
11. Wentland, Regan-INS	Sr	20	621	31.1
12. O'Neal, Ashli-INS	Jr	20	605	30.3
13. Wallace, Tiara-LUC	Jr	20	598	29.9
Miller, Marley-UE	Jr	20	598	29.9
15. Hales, Grace-Valpo	Jr	21	620	29.5
16. Gonzales, Janae-LUC	Fr	19	558	29.4
17. Brockmeyer, Abby-SIU	So	20	579	29.0
18. Livingston, Viria-ILS	Sr	20	573	28.7
19. Goods, Simone-ILS	Sr	20	568	28.4
20. Morgan, Mikaela-UNI	Sr	19	536	28.2
21. Stoller, Addison-Valpo	So	21	585	27.9
22. Lee, Tamara-INS	Sr	20	555	27.8
23. Brackmann, Chelsea-BRAD	Jr	20	548	27.4
24. Schaub, Hannah-Valpo	Jr	19	520	27.4
25. Bishop, Brooke-UE	Sr	19	518	27.3
26. BACHRODT, SAMMIE-DU	Sr	21	570	27.1
27. Howell, Ellie-UNI	Sr	21	567	27.0
28. Martin, Nicole-SIU	Jr	20	538	26.9
29. Gitzen, Danielle-MSU	Sr	20	529	26.5
Nelson, Kristen-SIU	Jr	20	529	26.5



2018-19 Missouri Valley Conference  
INDIVIDUAL BASKETBALL STATISTICS  
Through games of Feb 05, 2019 (All games)



TEAM IDENTIFICATION	Team ID
Bradley	BRAD
Drake	DU
Evansville	UE
Illinois State	ILS
Indiana State	INS
Loyola	LUC
Missouri State	MSU
Northern Iowa	UNI
Southern Illinois	SIU
Valparaiso	VALPO



2018-19 Missouri Valley Conference  
CONFERENCE BASKETBALL STATISTICS  
Through games of Feb 05, 2019 (Conference games only)



SCORING OFFENSE	G	W-L	Pts	Avg/G
1. Drake	9	8-1	736	81.8
2. Missouri State	9	9-0	692	76.9
3. Northern Iowa	9	6-3	612	68.0
Bradley	9	5-4	612	68.0
5. Valparaiso	9	2-7	605	67.2
6. Southern Illinois	9	3-6	561	62.3
7. Indiana State	9	4-5	558	62.0
8. Illinois State	9	4-5	550	61.1
9. Loyola	9	4-5	539	59.9
10. Evansville	9	0-9	509	56.6

SCORING DEFENSE	G	Pts	Avg/G
1. Missouri State	9	527	58.6
2. Northern Iowa	9	549	61.0
3. Drake	9	570	63.3
4. Southern Illinois	9	579	64.3
5. Indiana State	9	582	64.7
6. Loyola	9	583	64.8
7. Illinois State	9	585	65.0
8. Bradley	9	607	67.4
9. Evansville	9	684	76.0
10. Valparaiso	9	708	78.7

SCORING MARGIN	G	Offense	Defense	Margin
1. Drake	9	81.8	63.3	+18.4
2. Missouri State	9	76.9	58.6	+18.3
3. Northern Iowa	9	68.0	61.0	+7.0
4. Bradley	9	68.0	67.4	+0.6
5. Southern Illinois	9	62.3	64.3	-2.0
6. Indiana State	9	62.0	64.7	-2.7
7. Illinois State	9	61.1	65.0	-3.9
8. Loyola	9	59.9	64.8	-4.9
9. Valparaiso	9	67.2	78.7	-11.4
10. Evansville	9	56.6	76.0	-19.4

FREE THROW PCT	G	FTM	FTA	Pct.
1. Northern Iowa	9	119	152	.783
2. Evansville	9	111	146	.760
3. Drake	9	152	205	.741
4. Illinois State	9	120	162	.741
5. Bradley	9	136	186	.731
6. Valparaiso	9	110	153	.719
7. Indiana State	9	121	169	.716
8. Loyola	9	72	103	.699
9. Missouri State	9	144	224	.643
10. Southern Illinois	9	85	140	.607

FIELD GOAL PERCENTAGE	G	FGM	FGA	Pct.
1. Drake	9	260	552	.471
2. Missouri State	9	256	557	.460
3. Northern Iowa	9	216	493	.438
4. Loyola	9	203	469	.433
5. Illinois State	9	193	473	.408
6. Valparaiso	9	204	506	.403
7. Southern Illinois	9	213	549	.388
8. Bradley	9	212	554	.383
9. Indiana State	9	193	506	.381
10. Evansville	9	176	497	.354

FIELD GOAL PCT DEFENSE	G	FGM	FGA	Pct.
1. Drake	9	200	543	.368
2. Northern Iowa	9	195	519	.376
3. Missouri State	9	200	524	.382
4. Bradley	9	214	552	.388
5. Loyola	9	215	549	.392
6. Illinois State	9	193	490	.394
7. Southern Illinois	9	195	475	.411
8. Indiana State	9	205	455	.451
9. Evansville	9	255	542	.470
10. Valparaiso	9	254	507	.501

3-POINT FG PCT	G	3FGM	3FGA	Pct.
1. Loyola	9	61	144	.424
2. Valparaiso	9	87	242	.360
3. Missouri State	9	36	103	.350
4. Indiana State	9	51	148	.345
5. Northern Iowa	9	61	185	.330
6. Bradley	9	52	164	.317
7. Drake	9	64	204	.314
8. Illinois State	9	44	149	.295
9. Evansville	9	46	172	.267
10. Southern Illinois	9	50	189	.265

3-POINT FG PCT DEFENSE	G	3FGM	3FGA	Pct.
1. Missouri State	9	56	208	.269
2. Drake	9	61	204	.299
3. Evansville	9	57	187	.305
4. Bradley	9	56	181	.309
5. Northern Iowa	9	47	151	.311
6. Loyola	9	52	157	.331
7. Southern Illinois	9	45	131	.344
8. Illinois State	9	68	187	.364
9. Valparaiso	9	61	165	.370
10. Indiana State	9	49	129	.380

REBOUNDING OFFENSE	G	Rebounds	Avg/G
1. Missouri State	9	385	42.8
2. Bradley	9	368	40.9
3. Drake	9	364	40.4
4. Southern Illinois	9	336	37.3
5. Northern Iowa	9	323	35.9
6. Illinois State	9	318	35.3
7. Loyola	9	310	34.4
8. Indiana State	9	286	31.8
9. Evansville	9	263	29.2
10. Valparaiso	9	257	28.6

REBOUNDING DEFENSE	G	Rebounds	Avg/G
1. Missouri State	9	285	31.7
2. Illinois State	9	286	31.8
3. Northern Iowa	9	302	33.6
4. Indiana State	9	307	34.1
5. Drake	9	308	34.2
6. Southern Illinois	9	313	34.8
7. Loyola	9	330	36.7
8. Valparaiso	9	340	37.8
9. Bradley	9	357	39.7
10. Evansville	9	382	42.4



2018-19 Missouri Valley Conference  
CONFERENCE BASKETBALL STATISTICS  
Through games of Feb 05, 2019 (Conference games only)



REBOUNDING MARGIN	G	Team	Avg.	Opp.	Avg.	Margin
1. Missouri State	9	385	42.8	285	31.7	+11.1
2. Drake	9	364	40.4	308	34.2	+6.2
3. Illinois State	9	318	35.3	286	31.8	+3.6
4. Southern Illinois	9	336	37.3	313	34.8	+2.6
5. Northern Iowa	9	323	35.9	302	33.6	+2.3
6. Bradley	9	368	40.9	357	39.7	+1.2
7. Loyola	9	310	34.4	330	36.7	-2.2
8. Indiana State	9	286	31.8	307	34.1	-2.3
9. Valparaiso	9	257	28.6	340	37.8	-9.2
10. Evansville	9	263	29.2	382	42.4	-13.2

ASSISTS	G	No.	Avg/G
1. Drake	9	188	20.9
2. Southern Illinois	9	133	14.8
3. Northern Iowa	9	119	13.2
4. Valparaiso	9	115	12.8
Loyola	9	115	12.8
6. Bradley	9	111	12.3
7. Missouri State	9	110	12.2
8. Indiana State	9	96	10.7
Illinois State	9	96	10.7
10. Evansville	9	83	9.2

TURNOVER MARGIN	G	Team	Avg.	Opp.	Avg.	Margin
1. Missouri State	9	120	13.3	164	18.2	+4.9
2. Indiana State	9	162	18.0	178	19.8	+1.8
3. Drake	9	162	18.0	174	19.3	+1.3
Southern Illinois	9	129	14.3	141	15.7	+1.3
5. Bradley	9	139	15.4	147	16.3	+0.9
6. Valparaiso	9	139	15.4	139	15.4	+0.0
7. Northern Iowa	9	141	15.7	138	15.3	-0.3
8. Evansville	9	129	14.3	118	13.1	-1.2
9. Illinois State	9	141	15.7	112	12.4	-3.2
10. Loyola	9	159	17.7	110	12.2	-5.4

OFFENSIVE REBOUNDS	G	No.	Avg/G
1. Southern Illinois	9	126	14.0
2. Bradley	9	125	13.9
3. Missouri State	9	120	13.3
4. Drake	9	110	12.2
5. Indiana State	9	97	10.8
6. Northern Iowa	9	90	10.0
7. Illinois State	9	86	9.6
8. Valparaiso	9	72	8.0
9. Evansville	9	60	6.7
10. Loyola	9	46	5.1

DEFENSIVE REB PCT.	G	D-Reb	Opp. OR	D-Reb%
1. Missouri State	9	265	74	.782
2. Illinois State	9	232	74	.758
3. Loyola	9	264	96	.733
4. Indiana State	9	189	75	.716
5. Drake	9	254	101	.715
6. Southern Illinois	9	210	89	.702
7. Northern Iowa	9	233	105	.689
8. Bradley	9	243	117	.675
9. Valparaiso	9	185	94	.663
10. Evansville	9	203	107	.655

BLOCKED SHOTS	G	No.	Avg/G
1. Southern Illinois	9	37	4.1
2. Bradley	9	36	4.0
3. Loyola	9	34	3.8
4. Drake	9	31	3.4
5. Northern Iowa	9	30	3.3
6. Missouri State	9	28	3.1
7. Illinois State	9	26	2.9
8. Valparaiso	9	23	2.6
9. Indiana State	9	19	2.1
10. Evansville	9	11	1.2

STEALS	G	No.	Avg/G
1. Drake	9	90	10.0
2. Missouri State	9	83	9.2
3. Indiana State	9	79	8.8
4. Valparaiso	9	75	8.3
5. Southern Illinois	9	74	8.2
6. Northern Iowa	9	61	6.8
7. Evansville	9	57	6.3
8. Bradley	9	56	6.2
9. Illinois State	9	53	5.9
10. Loyola	9	34	3.8

ASSIST/TURNOVER RATIO	G	Ast.	Avg.	T/O	Avg.	Ratio
1. Drake	9	188	20.9	162	18.0	1.2
2. Southern Illinois	9	133	14.8	129	14.3	1.0
3. Missouri State	9	110	12.2	120	13.3	0.9
4. Northern Iowa	9	119	13.2	141	15.7	0.8
5. Valparaiso	9	115	12.8	139	15.4	0.8
6. Bradley	9	111	12.3	139	15.4	0.8
7. Loyola	9	115	12.8	159	17.7	0.7
8. Illinois State	9	96	10.7	141	15.7	0.7
9. Evansville	9	83	9.2	129	14.3	0.6
10. Indiana State	9	96	10.7	162	18.0	0.6

DEFENSIVE REBOUNDS	G	No.	Avg/G
1. Missouri State	9	265	29.4
2. Loyola	9	264	29.3
3. Drake	9	254	28.2
4. Bradley	9	243	27.0
5. Northern Iowa	9	233	25.9
6. Illinois State	9	232	25.8
7. Southern Illinois	9	210	23.3
8. Evansville	9	203	22.6
9. Indiana State	9	189	21.0
10. Valparaiso	9	185	20.6

OFFENSIVE REB PCT.	G	O-Reb	Opp. DR	O-Reb%
1. Missouri State	9	120	211	.363
2. Southern Illinois	9	126	224	.360
3. Drake	9	110	207	.347
4. Bradley	9	125	240	.342
5. Northern Iowa	9	90	197	.314
6. Indiana State	9	97	232	.295
7. Illinois State	9	86	212	.289
8. Valparaiso	9	72	246	.226
9. Evansville	9	60	275	.179
10. Loyola	9	46	234	.164





2018-19 Missouri Valley Conference  
CONFERENCE BASKETBALL STATISTICS  
Through games of Feb 05, 2019 (Conference games only)



3-POINT FG MADE	G	No.	Avg/G
1. Valparaiso	9	87	9.7
2. Drake	9	64	7.1
3. Northern Iowa	9	61	6.8
Loyola	9	61	6.8
5. Bradley	9	52	5.8
6. Indiana State	9	51	5.7
7. Southern Illinois	9	50	5.6
8. Evansville	9	46	5.1
9. Illinois State	9	44	4.9
10. Missouri State	9	36	4.0



2018-19 Missouri Valley Conference  
CONFERENCE BASKETBALL STATISTICS  
Through games of Feb 05, 2019 (Conference games only)



Team	Conference	Pct.	PF	PA	Overall	Pct.	PF	PA	Current unbeaten streak
Missouri State	9-0	1.000	76.9	58.6	9-0	1.000	76.9	58.6	Missouri State -- 9
Drake	8-1	.889	81.8	63.3	8-1	.889	81.8	63.3	Drake -- 1
Northern Iowa	6-3	.667	68.0	61.0	6-3	.667	68.0	61.0	Bradley -- 1
Bradley	5-4	.556	68.0	67.4	5-4	.556	68.0	67.4	Indiana State -- 1
Indiana State	4-5	.444	62.0	64.7	4-5	.444	62.0	64.7	Illinois State -- 1
Illinois State	4-5	.444	61.1	65.0	4-5	.444	61.1	65.0	
Loyola	4-5	.444	59.9	64.8	4-5	.444	59.9	64.8	
Southern Illinois	3-6	.333	62.3	64.3	3-6	.333	62.3	64.3	
Valparaiso	2-7	.222	67.2	78.7	2-7	.222	67.2	78.7	
Evansville	0-9	.000	56.6	76.0	0-9	.000	56.6	76.0	

TEAM SUMMARIES	G	PF-PA	Avg score	Margin	FG-FGA	Pct.	3FG-FGA	Pct.	FT-FTA	Pct.	RebF	RebA	Margin
Bradley	9	612-607	68.0-67.4	+0.6	212-554	.383	52-164	.317	136-186	.731	368	357	+1.2
Drake	9	736-570	81.8-63.3	+18.4	260-552	.471	64-204	.314	152-205	.741	364	308	+6.2
Evansville	9	509-684	56.6-76.0	-19.4	176-497	.354	46-172	.267	111-146	.760	263	382	-13.2
Illinois State	9	550-585	61.1-65.0	-3.9	193-473	.408	44-149	.295	120-162	.741	318	286	+3.6
Indiana State	9	558-582	62.0-64.7	-2.7	193-506	.381	51-148	.345	121-169	.716	286	307	-2.3
Loyola	9	539-583	59.9-64.8	-4.9	203-469	.433	61-144	.424	72-103	.699	310	330	-2.2
Missouri State	9	692-527	76.9-58.6	+18.3	256-557	.460	36-103	.350	144-224	.643	385	285	+11.1
Northern Iowa	9	612-549	68.0-61.0	+7.0	216-493	.438	61-185	.330	119-152	.783	323	302	+2.3
Southern Illinois	9	561-579	62.3-64.3	-2.0	213-549	.388	50-189	.265	85-140	.607	336	313	+2.6
Valparaiso	9	605-708	67.2-78.7	-11.4	204-506	.403	87-242	.360	110-153	.719	257	340	-9.2

ATTENDANCE	Home	Average	Away	Average	Neutral	Average	Total	Average
Bradley	4-2484	621	5-3775	755	0-0	0	9-6259	695
Drake	4-12691	3173	5-4428	886	0-0	0	9-17119	1902
Evansville	5-1480	296	4-3050	762	0-0	0	9-4530	503
Illinois State	5-3953	791	4-2701	675	0-0	0	9-6654	739
Indiana State	4-6028	1507	5-4000	800	0-0	0	9-10028	1114
Loyola	5-1900	380	4-7275	1819	0-0	0	9-9175	1019
Missouri State	5-11459	2292	4-5883	1471	0-0	0	9-17342	1927
Northern Iowa	5-6474	1295	4-3118	780	0-0	0	9-9592	1066
Southern Illinois	4-1829	457	5-8012	1602	0-0	0	9-9841	1093
Valparaiso	4-1616	404	5-7672	1534	0-0	0	9-9288	1032
Totals	45-49914	1109	45-49914	1109	0-0	0	90-99828	1109



2018-19 Missouri Valley Conference  
INDIVIDUAL BASKETBALL STATISTICS  
Through games of Feb 05, 2019 (Conference games only)



To be ranked, a player must appear in at least 75.0% of their team's games.

SCORING								REBOUNDING							
	CI	G	FG	3FG	FT	Pts	Avg/G		CI	G	Off	Def	Total	Avg/G	
1. HITTNER,BECCA-DU	Jr	9	64	20	51	199	22.1	1. Brackmann, Chelsea-BRAD	Jr	9	31	74	105	11.7	
2. RHINE,SARA-DU	Jr	9	65	3	53	186	20.7	2. RHINE,SARA-DU	Jr	9	22	61	83	9.2	
3. Maggett, Tete-ILS	Jr	9	52	20	32	156	17.3	3. Franklin,Jasmine-MSU	Fr	9	32	45	77	8.6	
4. Haack, Gabi-BRAD	So	9	43	24	44	154	17.1	4. Brockmeyer,Abby-SIU	So	9	24	47	71	7.9	
5. Brackmann, Chelsea-BRAD	Jr	9	54	0	33	141	15.7	5. Gasper, Kerri-UE	Sr	9	9	57	66	7.3	
6. Martin,Nicole-SIU	Jr	9	59	1	21	140	15.6	6. Martin,Nicole-SIU	Jr	9	19	45	64	7.1	
7. Goods, Simone-ILS	Sr	9	50	1	34	135	15.0	7. Battle, Ty-INS	So	9	28	33	61	6.8	
8. Silvey,Makenzie-SIU	So	9	46	17	14	123	13.7	Goods, Simone-ILS	Sr	9	16	45	61	6.8	
Gitzen,Danielle-MSU	Sr	9	45	8	25	123	13.7	9. Haack, Gabi-BRAD	So	9	16	44	60	6.7	
10. Willard,Alexa-MSU	Jr	9	47	6	17	117	13.0	Day, Allison-LUC	Fr	9	12	48	60	6.7	
11. O'Connor, Abby-LUC	So	9	36	18	24	114	12.7	11. O'Connor, Abby-LUC	So	9	5	54	59	6.6	
12. Rucker, Karli-UNI	So	9	42	12	15	111	12.3	12. Wallace, Tiara-LUC	Jr	9	4	50	54	6.0	
Hales, Grace-Valpo	Jr	9	38	16	19	111	12.3	13. Stoller, Addison-Valpo	So	9	24	27	51	5.7	
14. O'Neal, Ashli-INS	Jr	9	36	9	29	110	12.2	14. HITTNER,BECCA-DU	Jr	9	12	37	49	5.4	
15. Lee, Tamara-INS	Sr	9	34	20	21	109	12.1	15. Rucker, Karli-UNI	So	9	3	44	47	5.2	
Hamlet, Meredith-Valpo	Sr	9	38	14	19	109	12.1	16. Hillyard, Heidi-UNI	Jr	9	6	39	45	5.0	
17. Gasper, Kerri-UE	Sr	9	33	9	30	105	11.7	17. Wentland, Regan-INS	Sr	9	13	31	44	4.9	
18. Gonzales, Janae-LUC	Fr	9	37	26	1	101	11.2	18. Gitzen,Danielle-MSU	Sr	9	8	35	43	4.8	
Morgan, Mikaela-UNI	Sr	9	34	15	18	101	11.2	Maggett, Tete-ILS	Jr	9	5	38	43	4.8	
20. Stoller, Addison-Valpo	So	9	35	4	26	100	11.1	20. Livingston, Viria-ILS	Sr	9	21	18	39	4.3	
21. Calip,Brice-MSU	So	9	29	2	34	94	10.4								
22. Howell, Ellie-UNI	Sr	9	31	8	23	93	10.3								
23. Franklin,Jasmine-MSU	Fr	9	35	0	19	89	9.9								
24. Battle, Ty-INS	So	9	34	0	18	86	9.6								
DEAN,MADDY-DU	Sr	9	31	11	13	86	9.6								
26. Rice, Ellie-LUC	So	9	30	10	14	84	9.3								
27. Wallace, Makayla-UE	Fr	9	24	2	31	81	9.0								
28. Bishop, Brooke-UE	Sr	9	32	3	12	79	8.8								
29. Frederick, Shay-Valpo	Fr	9	26	16	10	78	8.7								
30. Petree, Lasha-BRAD	Fr	9	29	10	8	76	8.4								

FIELD GOAL PCT						ASSISTS			
	CI	G	FGM	FGA	Pct.		CI	G	No. Avg/G
1. RHINE,SARA-DU	Jr	9	65	110	.591	1. Patrick,Brittney-SIU	Jr	9	43 4.8
2. Martin,Nicole-SIU	Jr	9	59	107	.551	2. Wallace, Tiara-LUC	Jr	9	37 4.1
3. Brackmann, Chelsea-BRAD	Jr	9	54	100	.540	3. Rucker, Karli-UNI	So	9	35 3.9
Hagen, Taylor-UNI	Sr	9	27	50	.540	4. DEAN,MADDY-DU	Sr	9	34 3.8
5. Franklin,Jasmine-MSU	Fr	9	35	66	.530	5. BACHRODT,SAMMIE-DU	Sr	9	33 3.7
6. Goods, Simone-ILS	Sr	9	50	95	.526	6. Gitzen,Danielle-MSU	Sr	9	30 3.3
7. Day, Allison-LUC	Fr	9	30	59	.508	7. ROSE,BRENNI-DU	Jr	9	28 3.1
8. Morgan, Mikaela-UNI	Sr	9	34	67	.507	8. Frederick, Shay-Valpo	Fr	9	26 2.9
9. HITTNER,BECCA-DU	Jr	9	64	133	.481	9. Schaub, Hannah-Valpo	Jr	7	20 2.9
10. Stoller, Addison-Valpo	So	9	35	73	.479	10. Nelson,Kristen-SIU	Jr	9	24 2.7
11. Willard,Alexa-MSU	Jr	9	47	100	.470	11. O'Neal, Ashli-INS	Jr	9	23 2.6
12. Rucker, Karli-UNI	So	9	42	90	.467	12. Rice, Ellie-LUC	So	9	22 2.4
13. Gitzen,Danielle-MSU	Sr	9	45	97	.464	Silvey,Makenzie-SIU	So	9	22 2.4
14. Calip,Brice-MSU	So	9	29	63	.460	Koenig, Tatum-BRAD	Fr	9	22 2.4
15. DEAN,MADDY-DU	Sr	9	31	68	.456	Haack, Gabi-BRAD	So	9	22 2.4



2018-19 Missouri Valley Conference  
INDIVIDUAL BASKETBALL STATISTICS  
Through games of Feb 05, 2019 (Conference games only)



FREE THROW PCT	Cl	G	FTM	FTA	Pct.
1. Maggett, Tete-ILS	Jr	9	32	36	.889
O'Connor, Abby-LUC	So	9	24	27	.889
3. Howell, Ellie-UNI	Sr	9	23	26	.885
4. Gasper, Kerri-UE	Sr	9	30	34	.882
5. Hales, Grace-Valpo	Jr	9	19	22	.864
6. Haack, Gabi-BRAD	So	9	44	51	.863
7. HITTNER,BECCA-DU	Jr	9	51	62	.823
8. Morgan, Mikaela-UNI	Sr	9	18	22	.818
Koenig, Tatum-BRAD	Fr	9	18	22	.818
10. RHINE,SARA-DU	Jr	9	53	67	.791
11. O'Neal, Ashli-INS	Jr	9	29	38	.763
12. Hamlet, Meredith-Valpo	Sr	9	19	25	.760
13. Lee, Tamara-INS	Sr	9	21	28	.750
14. Calip,Brice-MSU	So	9	34	46	.739
Goods, Simone-ILS	Sr	9	34	46	.739

STEALS	Cl	G	No.	Avg/G
1. BACHRODT,SAMMIE-DU	Sr	9	28	3.1
2. Silvey,Makenzie-SIU	So	9	23	2.6
3. Wallace, Makayla-UE	Fr	9	21	2.3
4. Gitzen,Danielle-MSU	Sr	9	18	2.0
5. O'Neal, Ashli-INS	Jr	9	17	1.9
6. Brackmann, Chelsea-BRAD	Jr	9	15	1.7
Lee, Tamara-INS	Sr	9	15	1.7
Stoller, Addison-Valpo	So	9	15	1.7
RHINE,SARA-DU	Jr	9	15	1.7
10. Howell, Ellie-UNI	Sr	9	14	1.6
Wentland, Regan-INS	Sr	9	14	1.6
12. Miller, Marley-UE	Jr	9	13	1.4
Patrick,Brittney-SIU	Jr	9	13	1.4
Frederick, Shay-Valpo	Fr	9	13	1.4
15. Rucker, Karli-UNI	So	9	12	1.3
Maggett, Tete-ILS	Jr	9	12	1.3
Nelson,Kristen-SIU	Jr	9	12	1.3

3-POINT FG PCT	Cl	G	3FG	FGA	Pct.
1. O'Connor, Abby-LUC	So	9	18	36	.500
2. Lee, Tamara-INS	Sr	9	20	41	.488
3. Schofield, Allison-Valpo	Sr	9	19	40	.475
4. Haack, Gabi-BRAD	So	9	24	56	.429
Rucker, Karli-UNI	So	9	12	28	.429
6. Morgan, Mikaela-UNI	Sr	9	15	36	.417
7. Gonzales, Janae-LUC	Fr	9	26	63	.413
8. Hales, Grace-Valpo	Jr	9	16	39	.410
9. HITTNER,BECCA-DU	Jr	9	20	50	.400
BACHRODT,SAMMIE-DU	Sr	9	16	40	.400
Newland, Kayel-ILS	Fr	9	10	25	.400
12. Rice, Ellie-LUC	So	9	10	27	.370
13. Frederick, Shay-Valpo	Fr	9	16	44	.364
14. Ellenson, Ella-Valpo	So	9	9	26	.346
15. DEAN,MADDY-DU	Sr	9	11	32	.344

3-POINT FG MADE	Cl	G	3FG	Avg/G
1. Gonzales, Janae-LUC	Fr	9	26	2.9
2. Haack, Gabi-BRAD	So	9	24	2.7
3. HITTNER,BECCA-DU	Jr	9	20	2.2
Lee, Tamara-INS	Sr	9	20	2.2
Maggett, Tete-ILS	Jr	9	20	2.2
6. Schofield, Allison-Valpo	Sr	9	19	2.1
7. O'Connor, Abby-LUC	So	9	18	2.0
8. Silvey,Makenzie-SIU	So	9	17	1.9
9. BACHRODT,SAMMIE-DU	Sr	9	16	1.8
Hales, Grace-Valpo	Jr	9	16	1.8
Frederick, Shay-Valpo	Fr	9	16	1.8
12. Morgan, Mikaela-UNI	Sr	9	15	1.7
13. Hamlet, Meredith-Valpo	Sr	9	14	1.6
14. Rucker, Karli-UNI	So	9	12	1.3
Delgado, Alexis-INS	Sr	9	12	1.3

BLOCKED SHOTS	Cl	G	No.	Avg/G
1. Ellenson, Ella-Valpo	So	9	15	1.7
2. Brockmeyer,Abby-SIU	So	9	14	1.6
3. Goods, Simone-ILS	Sr	9	13	1.4
O'Connor, Abby-LUC	So	9	13	1.4
5. Franklin,Jasmine-MSU	Fr	9	12	1.3
6. Battle, Ty-INS	So	9	11	1.2
Brackmann, Chelsea-BRAD	Jr	9	11	1.2
8. Day, Allison-LUC	Fr	9	10	1.1
Petree, Lasha-BRAD	Fr	9	10	1.1
10. Gunnels, Bre-UNI	So	9	7	0.8
11. HITTNER,BECCA-DU	Jr	9	6	0.7
BURICH,MONICA-DU	Jr	9	6	0.7
Howell, Ellie-UNI	Sr	9	6	0.7
Nelson,Kristen-SIU	Jr	9	6	0.7
RHINE,SARA-DU	Jr	9	6	0.7

ASSIST/TURNOVER RATIO	Cl	G	Ast.	T/O	Ratio
1. BACHRODT,SAMMIE-DU	Sr	9	33	16	2.1
2. Patrick,Brittney-SIU	Jr	9	43	21	2.0
3. DEAN,MADDY-DU	Sr	9	34	18	1.9
4. Gitzen,Danielle-MSU	Sr	9	30	16	1.9
5. Wallace, Tiara-LUC	Jr	9	37	30	1.2
6. ROSE,BRENNI-DU	Jr	9	28	23	1.2
7. Rucker, Karli-UNI	So	9	35	30	1.2





2018-19 Missouri Valley Conference  
INDIVIDUAL BASKETBALL STATISTICS  
Through games of Feb 05, 2019 (Conference games only)



OFFENSIVE REBOUNDS	Cl	G	No.	Avg/G
1. Franklin,Jasmine-MSU	Fr	9	32	3.6
2. Brackmann, Chelsea-BRAD	Jr	9	31	3.4
3. Battle, Ty-INS	So	9	28	3.1
4. Stoller, Addison-Valpo	So	9	24	2.7
Brockmeyer,Abby-SIU	So	9	24	2.7
6. RHINE,SARA-DU	Jr	9	22	2.4
7. Livingston, Viria-ILS	Sr	9	21	2.3
8. Martin,Nicole-SIU	Jr	9	19	2.1
9. VanHyfte,Celina-SIU	Sr	9	18	2.0
10. BURICH,MONICA-DU	Jr	9	16	1.8
Goods, Simone-ILS	Sr	9	16	1.8
Haack, Gabi-BRAD	So	9	16	1.8
Morgan, Mikaela-UNI	Sr	9	16	1.8
14. Petree, Lasha-BRAD	Fr	9	15	1.7
15. Howell, Ellie-UNI	Sr	9	14	1.6

DEFENSIVE REBOUNDS	Cl	G	No.	Avg/G
1. Brackmann, Chelsea-BRAD	Jr	9	74	8.2
2. RHINE,SARA-DU	Jr	9	61	6.8
3. Gasper, Kerri-UE	Sr	9	57	6.3
4. O'Connor, Abby-LUC	So	9	54	6.0
5. Wallace, Tiara-LUC	Jr	9	50	5.6
6. Day, Allison-LUC	Fr	9	48	5.3
7. Brockmeyer,Abby-SIU	So	9	47	5.2
8. Goods, Simone-ILS	Sr	9	45	5.0
Franklin,Jasmine-MSU	Fr	9	45	5.0
Martin,Nicole-SIU	Jr	9	45	5.0
11. Haack, Gabi-BRAD	So	9	44	4.9
Rucker, Karli-UNI	So	9	44	4.9
13. Hillyard, Heidi-UNI	Jr	9	39	4.3
14. Maggett, Tete-ILS	Jr	9	38	4.2
15. HITTNER,BECCA-DU	Jr	9	37	4.1

MINUTES PLAYED	Cl	G	No.	Avg/G
1. Haack, Gabi-BRAD	So	9	329	36.6
2. Maggett, Tete-ILS	Jr	9	326	36.2
3. Gasper, Kerri-UE	Sr	9	321	35.7
4. Silvey,Makenzie-SIU	So	9	310	34.4
5. Rice, Ellie-LUC	So	9	304	33.8
6. Miller, Marley-UE	Jr	9	302	33.6
7. Rucker, Karli-UNI	So	9	294	32.7
8. O'Connor, Abby-LUC	So	9	293	32.6
9. Hales, Grace-Valpo	Jr	9	290	32.2
10. Brackmann, Chelsea-BRAD	Jr	9	287	31.9
11. Patrick,Brittney-SIU	Jr	9	284	31.6
12. Battle, Ty-INS	So	9	283	31.4
13. Wallace, Makayla-UE	Fr	9	282	31.3
14. Lee, Tamara-INS	Sr	9	281	31.2
15. Wentland, Regan-INS	Sr	9	277	30.8
16. Nelson,Kristen-SIU	Jr	9	272	30.2
17. O'Neal, Ashli-INS	Jr	9	268	29.8
Gonzales, Janae-LUC	Fr	9	268	29.8
19. Wallace, Tiara-LUC	Jr	9	267	29.7
20. Morgan, Mikaela-UNI	Sr	9	265	29.4
21. Martin,Nicole-SIU	Jr	9	263	29.2
22. Hamlet, Meredith-Valpo	Sr	9	258	28.7
23. Beck, Katrina-ILS	Sr	9	255	28.3
24. Frederick, Shay-Valpo	Fr	9	254	28.2
25. Brockmeyer,Abby-SIU	So	9	252	28.0
26. Goods, Simone-ILS	Sr	9	251	27.9
Howell, Ellie-UNI	Sr	9	251	27.9
28. Bishop, Brooke-UE	Sr	9	249	27.7
29. Koenig, Tatum-BRAD	Fr	9	246	27.3
30. Schaub, Hannah-Valpo	Jr	7	186	26.6



2018-19 Missouri Valley Conference  
INDIVIDUAL BASKETBALL STATISTICS  
Through games of Feb 05, 2019 (Conference games only)



TEAM IDENTIFICATION	Team ID
Bradley	BRAD
Drake	DU
Evansville	UE
Illinois State	ILS
Indiana State	INS
Loyola	LUC
Missouri State	MSU
Northern Iowa	UNI
Southern Illinois	SIU
Valparaiso	VALPO



2018-19 Missouri Valley Conference  
Conference Team Highs  
Through games of Feb 05, 2019 (All games)



TEAM HIGHS (highest totals made by)

Points	108	Missouri State vs Valparaiso (01-27-19)
	98	Drake at Western Illinois (11-10-18)
Margin	48 (91-43)	Drake vs Clarke (12-04-18)
	45 (108-63)	Missouri State vs Valparaiso (01-27-19)
Field goals made	41	Missouri State vs Valparaiso (01-27-19)
	40	Drake at Western Illinois (11-10-18)
Field goal attempts	77	Southern Illinois at Western Kentucky (11-20-18)
	76	Bradley at Cleveland State (12-19-18)
Field goal percentage	.641 (41-64)	Missouri State vs Valparaiso (01-27-19)
	.617 (29-47)	Loyola vs Purdue Fort Wayne (11-29-18)
3-Pt FG made	17	Valparaiso vs Bowling Green (12-21-18)
	15	Northern Iowa at Marquette (11-11-18)
3-Pt FG attempts	48	Northern Iowa at Marquette (11-11-18)
	40	Valparaiso at Missouri State (01-27-19)
3-Pt percentage	.647 (11-17)	Loyola vs Valparaiso (01-06-19)
	.600 (6-10)	Bradley at Indiana State (01-13-19)
Free throws made	28	Valparaiso vs Indiana State (01-18-19)
	27	Loyola at UIC (11-17-18)
	27	Bradley vs Oakland (12-01-18)
	27	Northern Iowa at Bradley (01-06-19)
	27	Drake vs Southern Illinois (02-03-19)
Free throw attempts	36	Valparaiso vs Indiana State (01-18-19)
	36	Missouri State at Drake (02-01-19)
	36	Drake vs Southern Illinois (02-03-19)
Free throw percentage	1.000 (12-12)	Illinois State vs Missouri State (01-20-19)
	1.000 (8-8)	Loyola vs Indiana State (01-20-19)
	1.000 (7-7)	Bradley at Indiana State (01-13-19)
	1.000 (6-6)	Evansville vs SEMO (12-08-18)
	1.000 (5-5)	Indiana State vs Northern Iowa (01-27-19)
	1.000 (1-1)	Northern Iowa vs Missouri State (02-03-19)
Rebounds	57	Drake at Evansville (01-27-19)
	55	Bradley vs Western Illinois (12-04-18)
	55	Bradley at Cleveland State (12-19-18)
Assists	32	Drake at Western Illinois (11-10-18)
	29	Drake vs Clarke (12-04-18)
Steals	20	Indiana State at SEMO (11-29-18)
	18	Bradley vs Chicago State (12-28-18)
Blocked shots	9	Loyola vs Evansville (01-18-19)
	9	Northern Iowa at Evansville (01-25-19)
Turnovers	28	Indiana State at SEMO (11-29-18)
	26	Drake vs South Dakota (11-15-18)
	26	Loyola vs DePaul (12-20-18)
	26	Northern Iowa vs Drake (01-18-19)
	26	Indiana State vs Drake (01-25-19)
Fouls	31	Indiana State at SEMO (11-29-18)
	30	Valparaiso vs North Dakota (11-11-18)



2018-19 Missouri Valley Conference  
Conference Individual Highs  
Through games of Feb 05, 2019 (All games)



INDIVIDUAL PLAYER GAME HIGHS

Points	37	HITTNER,BECCA (Drake) vs Missouri State (02-01-19)
	32	Haack, Gabi (Bradley) at Florida Atlantic (11-24-18)
	32	HITTNER,BECCA (Drake) vs Iowa (12-21-18)
Field goals made	12	O'Connor, Abby (Loyola) vs DePaul (12-20-18)
	12	HITTNER,BECCA (Drake) vs Iowa (12-21-18)
	12	HITTNER,BECCA (Drake) vs Missouri State (02-01-19)
	12	Goods, Simone (Illinois State) at Valparaiso (02-03-19)
Field goal attempts	23	Silvey,Makenzie (Southern Illinois) at UT Martin (11-09-18)
	23	Maggett, Tete (Illinois State) vs Northern Iowa (01-04-19)
	23	HITTNER,BECCA (Drake) vs Missouri State (02-01-19)
Field goal percentage	1.000 (10-10)	RHINE,SARA (Drake) vs Clarke (12-04-18)
	1.000 (8-8)	Nolan, Kat (Loyola) vs UMKC (12-16-18)
3-Pt FG made	8	Gonzales, Janae (Loyola) at Southern Illinois (01-27-19)
	7	Haack, Gabi (Bradley) at Florida Atlantic (11-24-18)
3-Pt FG attempts	15	Silvey,Makenzie (Southern Illinois) at UT Martin (11-09-18)
	14	Petree, Lasha (Bradley) vs Western Illinois (12-04-18)
3-Pt percentage	.833 (5-6)	O'Connor, Abby (Loyola) vs Valparaiso (01-06-19)
	.750 (6-8)	Gonzales, Janae (Loyola) vs Purdue Fort Wayne (11-29-18)
	.750 (6-8)	Miller, Marley (Evansville) at Marshall (11-29-18)
	.750 (6-8)	Nelson,Kristen (Southern Illinois) vs Northern Illinois (12-07-18)
Free throws made	15	RHINE,SARA (Drake) vs Southern Illinois (02-03-19)
	12	Hamlet, Meredith (Valparaiso) at UIC (11-07-18)
	12	Goods, Simone (Illinois State) vs Saint Louis (12-20-18)
Free throw attempts	18	Goods, Simone (Illinois State) vs Saint Louis (12-20-18)
	17	RHINE,SARA (Drake) vs Southern Illinois (02-03-19)
Free throw percentage	1.000 (10-10)	Maggett, Tete (Illinois State) at UMKC (12-30-18)
	1.000 (9-9)	Goods, Simone (Illinois State) at SIUE (11/11/18)
	1.000 (9-9)	Morgan, Mikaela (Northern Iowa) vs North Dakota (12-04-18)
	1.000 (9-9)	HITTNER,BECCA (Drake) at Illinois State (01-06-19)
	1.000 (9-9)	Maggett, Tete (Illinois State) at Evansville (01-13-19)
	1.000 (8-8)	Gerrits, Abby (Northern Iowa) vs Delaware (11-09-18)
	1.000 (8-8)	Rucker, Karli (Northern Iowa) vs Delaware (11-09-18)
	1.000 (8-8)	Lee, Tamara (Indiana State) at Grand Canyon (11-23-18)
	1.000 (8-8)	Haack, Gabi (Bradley) vs Eastern Illinois (11-28-18)
	1.000 (8-8)	Haack, Gabi (Bradley) vs Oakland (12-01-18)
	1.000 (8-8)	Goods, Simone (Illinois State) vs Southern Illinois (01-18-19)
Rebounds	24	Brackmann, Chelsea (Bradley) vs Northern Iowa (01-06-19)
	20	Brackmann, Chelsea (Bradley) at Loyola (02-03-19)
Assists	11	Patrick,Brittney (Southern Illinois) vs Northern Illinois (12-07-18)
	9	Gitzen,Danielle (Missouri State) at Santa Clara (11-24-18)
	9	Patrick,Brittney (Southern Illinois) vs Valparaiso (01-25-18)
	9	Patrick,Brittney (Southern Illinois) vs Loyola (01-27-19)
Steals	7	O'Neal, Ashli (Indiana State) at Saint Louis (11-13-18)
	6	Negatu, Citiana (Loyola) vs Chicago State (11-26-18)
	6	Petree, Lasha (Bradley) vs Chicago State (12-28-18)
	6	Brackmann, Chelsea (Bradley) vs Missouri State (01-18-19)
Blocked shots	5	Brockmeyer,Abby (Southern Illinois) vs Marshall (11-17-18)
	4	Coffman, Kaylan (Evansville) at Murray State (11-07-18)
	4	Franklin,Jasmine (Missouri State) at Santa Clara (11-24-18)
	4	Coffman, Kaylan (Evansville) at Marshall (11-29-18)
	4	Brackmann, Chelsea (Bradley) vs Northern Iowa (01-06-19)
	4	Brockmeyer,Abby (Southern Illinois) vs Loyola (01-27-19)
	4	Ellenson, Ella (Valparaiso) vs Bradley (02-01-19)
Turnovers	10	O'Neal, Ashli (Indiana State) vs UIC (12-08-18)
	8	O'Neal, Ashli (Indiana State) vs Drake (01-25-19)



