



2018-19 Standings -- As of Tuesday, Feb. 19

	MISSOURI VALLEY				OVERALL			
	Record	Pct.	PF	PA	Record	Pct.	PF	PA
#24 Drake	11-1	.917	81.9	62.3	19-5	.792	81.1	67.4
Missouri State	11-1	.917	75.0	58.8	15-8	.652	72.0	64.3
Northern Iowa	8-4	.667	67.3	62.2	15-9	.625	66.3	63.6
Illinois State	8-5	.615	64.5	64.3	15-9	.625	62.6	61.1
Bradley	7-6	.538	68.4	68.8	17-7	.708	71.5	65.5
Loyola	6-7	.462	59.5	63.4	12-12	.500	62.8	64.5
Indiana State	5-8	.385	62.4	64.9	11-13	.458	62.0	63.8
Southern Illinois	4-8	.333	62.2	64.3	11-12	.478	65.3	65.1
Valparaiso	2-11	.154	65.2	77.2	6-19	.240	63.8	72.6
Evansville	1-12	.077	58.4	75.6	3-21	.125	57.0	72.4

• • MVC Home: 33-30 • • Non-Conference: 61-52 • Home: 34-15 • Away: 20-33 • Neutral: 7-4 • Top-25: 1-8 • •

Recent Results/ Upcoming Schedule

Friday, February 15

Valparaiso at Evansville UE, 77-65*

UNI at Drake DU, 76-61*

Bradley at Southern Illinois SIU, 62-55*

Loyola at Indiana State LUC, 44-36*

Illinois State at Missouri State ILS, 60-56*

Sunday, February 17

Loyola at Evansville LUC, 71-51*

Valparaiso at Indiana State INS, 67-59*

Illinois State at Southern Illinois ILS, 68-66*

Bradley at Missouri State MSU, 82-60*

Friday, February 22

Evansville at #24 Drake (ESPN+) 6 PM*

Southern Illinois at Loyola (ESPN3)..... 6 PM*

Missouri State at Valparaiso (ESPN+)..... 7 PM*

Illinois State at Bradley (ESPN3)..... 7 PM*

Indiana State at UNI (ESPN3)..... 7 PM*

Sunday, February 24

Missouri State at Loyola (ESPN+)..... 1 PM*

Evansville at UNI (ESPN+)..... 2 PM*

Southern Illinois at Valparaiso (ESPN3)..... 2 PM*

Indiana State at #24 Drake (ESPN+)..... 2 PM*

ALL TIMES CENTRAL

* Indicates MVC Contest




MVC Player of the Week

Simone Goods, Sr., F, Illinois State

Simone Goods added a combined 47 points in ISU's first MVC road sweep since the 2013-14 season, leading all scorers in both contests with 23 and 24 points, respectively. On Friday, Goods had a 19-point output in the second half, surging ISU to victory and end Missouri State's 13-game winning streak. In the win over SIU, Goods put up eight points in three minutes following the halftime break. She averaged exactly one point per

minute of playing time this weekend, clocking in 24 minutes on Friday and 23 on Sunday. Sunday's game marks the 10th time Goods has had 20 or more in a contest this season. The senior forward also averaged 4.5 rebounds per game.

Other Notable Performances: Lasha Petree (BRAD); Becca Hittner (DU); Marley Miller (UE); Ty Battle (INS); Abby O'Connor (LUC); Alexa Willard (MSU); Karlie Rucker (UNI); Nicole Martin (SIU); Addison Stoller (VALPO)



MVC Newcomer of the Week

TeTe Maggett, Jr., G, Illinois State

TeTe Maggett was the saving grace in the Redbirds' close game finishes this weekend, contributing the last points in both matchups. Maggett was the second-leading scorer on Friday with 22 points, with the last three being extremely critical, sealing the game against the Lady Bears at the free-throw line. The junior point guard saved her scoring flourish for her late game heroics in Sunday's contest, and proved her grit, pacing the

'Birds to a strong finish. She scored 11 of her 14 points in the fourth quarter and 10 in the final four minutes. She was 2-for-2 from long range and 4-for-4 from the floor in the closing four minutes to overcome a five-point deficit against the Salukis.

Other Notable Performances: Lasha Petree (BRAD); Monica Burich (DU); Anna Newman (UE); Janae Gonzales (LUC); Jasmine Franklin (MSU)

NOTEWORTHY

In addition to the league's Player and Newcomer of the Week selections, several conference players had notable performances, including:

Lasha Petree (BRAD) - Petree averaged a team-best 15.5 points and collected 4.0 rebounds, 1.5 blocks and 0.5 steals in a pair of road contests. Friday at Southern Illinois, she tied for game-high honors with 18 points off the bench, scoring 15 points in the second half on 5-of-10 shooting. Petree also pulled down five boards and had a block and steal in 25 minutes as she turned in her ninth game this season with at least 18 points. She followed it up with a team-high 13 points, three rebounds and two blocks Sunday at Missouri State. Petree is the seventh freshmen in program history to reach 300 points.

Becca Hittner (DU) - In Drake's win over UNI, junior Becca Hittner scored a team-high 19 points and pulled down six rebounds, handed out two assists and blocked one shot. Hittner just missed her 11th 20-plus scoring performance as she recorded her sixth 19-point performance this season. She continues to lead the MVC in scoring at 19.8 points per game and in league games with a 21.7 scoring clip.

Marley Miller (UE) - Helping the Aces earn a conference split this weekend, senior Marley Miller turned in her best performance as an Aces and followed it up with another game finishing in double-digits. Powering Evansville to its first conference win since March 4, 2017, Miller recorded a career-high 25 points to go along with five rebounds in the Aces' 77-65 win over Valpo on Friday evening. Returning to the floor on Sunday against Loyola, Miller again scored in double-figures, recording 10 points in the loss. Miller has scored double-digits in five-straight games and is averaging 17.4 points per game during that stretch.

Ty Battle (INS) - Ty Battle scored a career-high 21 points Sunday while averaging 15.5 points per game as the Sycamores split a pair of games over the weekend. The sophomore forward registered her third career double-double Sunday against Valpo and she finished the weekend averaging 15.5 points and 7.5 rebounds per game. She finished the weekend shooting 46.2 percent from the field, swiped four steals, recorded two blocks and dished out two assists.

Abby O'Connor (LUC) - For the second time in as many weeks, Loyola sophomore forward Abby O'Connor averaged a double-double with 19.5 points and 10.5 rebounds as the Ramblers swept a pair of games in Indiana. In Friday's gritty 44-36 victory over Indiana State, O'Connor was the only Rambler to score in double figures, finishing with 17 points (7-13 FGs, 1-4 3FGs, 2-4 FTs) and a career-high 14 rebounds, picking up her fourth double-double of the campaign, to help lead Loyola to its first-ever win at the Hulman Center. The sophomore forward followed that up by reaching the 20-point plateau for the third time this season, pouring in 22 points (9-15 FGs, 4-7 3FGs) in addition to seven rebounds in a 71-51 win against Evansville on Sunday. O'Connor is one of the four players in the MVC to rank in the top 10 on the league charts in both scoring (9th; 13.8 ppg) and rebounding (6th; 7.3 rpg).

Alexa Willard (MSU) - Alexa Willard averaged 18.5 points per game on 57 percent shooting over the weekend, including a career-high 29 points on 13-for-18 shooting Sunday against Bradley, setting a JQH Arena record for field goals by an MSU player. Willard went 3-for-4 from beyond the arc against the Braves and tallied 19 points in the second half. Friday, the junior had eight points and two assists against Illinois State.

Karlie Rucker (UNI) - Karlie Rucker tied her career high with 25 points and added seven assists, three rebounds and a steal to lead UNI in a 76-61 loss to Drake on the road Friday evening. She was 8-15 from the field and 6-6 from the free throw line to lead the Panthers. She is shooting 44.4 percent from the field and 81.8 percent from the line so far this season.

Nicole Martin (SIU) - Southern Illinois junior Nicole Martin averaged 15.5 points, 7.0 rebounds and 2.0 assists as SIU split a pair of MVC home games over the weekend. The Jefferson City, Mo. native stuffed the stat sheet in Friday night's win over Bradley, as she finished with 18 points and 10 rebounds for her seventh double-double of the season. She followed with 13 points, four boards, two steals and tied a career-high with three assists against Illinois State on Sunday. She has now scored in double figures in 17 games this season.

Addison Stoller (VALPO) - Stoller averaged 14.0 points per game and 7.5 rebounds per game this weekend despite being limited to just 29.0 minutes per contest. She led four Valpo players in double figures on Friday at Evansville with 15 points, finishing that game a rebound shy of a double-double. Stoller scored 10 of her team's 18 first-quarter points to help Valpo out to an early lead against the Purple Aces. She led the team in rebounds (6) and steals (4) on Sunday at Indiana State while finishing in double figures for the fourth straight game and the seventh time in the last eight contests with 13 points.

Monica Burich (DU) - Coming off the bench, Monica Burich had an efficient performance in the win over the Panthers with seven points, three rebounds and one assist in just eight minutes. Burich has played in all 24 games off the bench and averages 4.2 points and 3.3 rebounds per game while averaging 12.7 minutes.

Anna Newman (UE) - Scoring in double-figures to aid Evansville in winning its first MVC game since the 2016-17 season, freshman Anna Newman again recorded a career-high effort as part of a strong weekend. For the second-straight game, Newman set a new career-high with 16 points, nine of which came at the free-throw line, while adding three rebounds and three assists in the Aces' 77-65 win over Valpo on Friday evening. On Sunday, Newman rallied seven points in 20 minutes of action in a home contest against Loyola. Newman's career-high against Valpo marked her third game this season, all coming in conference play, scoring in double-figures, following a 14-point effort against Bradley on Feb. 10.

Janae Gonzales (LUC) - Loyola freshman Janae Gonzales contributed 8.5 points, 7.0 rebounds and 1.5 assists in a pair of Rambler victories this past weekend. The Tolleson, Ariz. native came up with a clutch fourth-quarter three, helping Loyola create separation, as part of a nine-point (2-7 FGs, 1-3 3FGs, 4-4 FTs), eight-rebound, three-assist showing in a 44-36 win over Indiana State on Friday evening. Gonzales knocked down two more triples as part of a 71-51 triumph at Evansville two days later, finishing with eight points (2-6 FGs, 2-5 3FGs, 2-2 FTs) and six rebounds against the Purple Aces. Gonzales currently ranks second amongst Valley freshmen in scoring (11.4 ppg) and is tied for second in the MVC in three-point field goals made per game (2.4).

Jasmine Franklin (MSU) - Jasmine Franklin shot 67 percent from the floor on the weekend with averages of 10 points and 8.5 rebounds per game. Friday, Franklin extended her streak of consecutive field goals made to 10, finishing 6-for-8 with 12 points, seven rebounds, two blocks and a steal against Illinois State. On Sunday, the freshman had eight points and 10 rebounds - her sixth double-figure game of the year - shooting 4-for-7 with a pair of steals.

PLAYERS OF THE WEEK

DATE	PLAYER	SCHOOL
N12	Sara Rhine	Drake
N19	Sara Rhine	Drake
N26	Sara Rhine	Drake
D3	Meredith Hamlet	Valparaiso
D10	Simone Goods	Illinois State
D17	Lasha Petree	Bradley
D26	Kristen Nelson	Southern Illinois
J2	TeTe Maggett	Illinois State
J7	Sara Rhine	Drake
J14	Sara Rhine	Drake
J21	Danielle Gitzen	Missouri State
J28	Sara Rhine	Drake
F4	Becca Hittner	Drake
F11	Becca Hittner	Drake
F18	Simone Goods	Illinois State

NEWCOMERS OF THE WEEK

DATE	PLAYER	SCHOOL
N12	Lasha Petree	Bradley
N19	Janae Gonzales	Loyola
N26	Tamara Lee	Indiana State
D3	Janae Gonzales	Loyola
D10	TeTe Maggett	Illinois State
D17	Lasha Petree	Bradley
D26	TeTe Maggett	Illinois State
J2	TeTe Maggett	Illinois State
J7	Jasmine Franklin	Missouri State
J14	Jasmine Franklin	Missouri State
J21	Tamara Lee	Indiana State
J28	Lasha Petree	Bradley
F4	Allison Day	Loyola
F11	Lasha Petree	Bradley
F18	TeTe Maggett	Illinois State

MVC Players and Newcomers of the Week are selected each week during the women's basketball season. The players are announced on Monday afternoon and appear in a weekly press release. Nominees are provided by each school's sports information contact and voted on by a panel appointed by the league office.

Redbirds End MSU's Streaks

Illinois State used a closing 14-6 run over the final two minutes for a 60-56 win at JQH Arena Friday, halting Missouri State's winning streak at 13 games and handing the Lady Bears their first loss since Dec. 16. MSU had the third longest active win streak in the nation behind Oregon's 16 and Baylor's 14. MSU's streak of 17-straight MVC regular season wins sits in a tie for the fifth longest streak in league history.

Consecutive MVC Wins

1.	47, Drake.....	2/26/16 to 2/1/19
2.	37, Southern Illinois.....	3/6/85 to 12/30/87
3.	24, Missouri State.....	1/9/99 to 2/5/00
4.	19, UNI.....	3/6/10 to 3/5/11
5.	17, Illinois State.....	2/27/88 to 3/1/89
	17, Missouri State.....	1/11/92 to 1/10/93
	17, Missouri State.....	2/9/18 to 2/15/19

Elite This Late...

During the history of women's basketball in The Valley, on only four occasions have two teams been 11-1 or better at this point in the season. The most recent occasion occurred in 1993-94 when Missouri State and Creighton stood 11-1. In 1984-85 both Illinois State and Drake were 13-1 when they met on Feb. 27, 1985 in Des Moines with Illinois State pulling out a 79-74 win on the way to the regular season title.

Season	Teams(Rec.)	MVC Finish
1993-94	Missouri St. 11-1 Creighton 11-1	1st (15-1) 2nd (14-2)
1985-86	So. Illinois 12-0 Drake 11-1	1st (18-0) 2nd (16-2)
1984-85	Illinois St. 13-1 Drake 13-1	1st (17-1) 2nd (16-2)

Poll Position

Drake moved back into the Associated Press' women's Top 25 poll this week, appearing at No. 24 in the poll. This is the third time this season Drake has been ranked in the AP weekly poll, also appearing No. 24 in Week 3 and No. 21 in Week 4. The Bulldogs have been ranked in the AP poll 19 times in program history, which ranks second in MVC history behind Missouri State's 52 appearances in the poll.

Team	Times Ranked	Last Rank
Missouri State	52	2/10/04 (23)
Drake	19	2/18/19 (24)
Southern Illinois	17	12/7/87 (13)
Illinois State	8	1/28/08 (24)
Indiana State	3	12/22/76 (20)

The Bulldogs also appear at No. 24 in the USA Today Coaches Top 25 Poll this week.

Best MVC Records

Since the Gateway became the Missouri Valley Conference in the 1992-93 season, two league teams have gone through MVC play unscathed (Drake last two seasons). Three teams (Wichita State in 2014-15, UNI in 2010-11 and Drake in 1997-98) finished Valley play at 17-1, while another four teams had their best conference finish at 16-2. Missouri State accomplished this feat three times (1995-96, 2000-01 and 2003-04), while Illinois State (2009-10), Indiana State (2005-06) and Southern Illinois (2006-07) also completed a Valley season at 16-2.

Record	Team	Year	MVC Finish	MVC Journey
18-0	DU	2017-18	1st	Champs
18-0	DU	2016-17	1st	Champs
17-1	WSU	2014-15	1st	Champs
17-1	UNI	2010-11	1st	Champs
17-1	DU	1997-98	1st	Champs
16-2	ILS	2009-10	1st	Runner-Up
16-2	MSU	1995-96	1st	Champs
	MSU	2000-01	T-1st	Champs
	DU	2000-01	T-1st	Runner-Up
	MSU	2003-04	1st	Champs
16-2	SIU	2006-07	1st	Quarters
16-2	SIU	2005-06	1st	Runner-Up

On the Cusp

Entering the Evansville game, Drake is on the cusp of its fifth-consecutive 20-win season with an overall record of 19-5. The impressive streak began in 2014-15. The league record for consecutive 20-win seasons is held by Drake and Missouri State, with each holding a streak of six-straight.

Consecutive 20-win seasons since 1982-83

1.	Drake (1996-97 through 2000-01).....	6
	Missouri State (1990-91 through 1995-96).....	6
3.	Illinois State (2006-07 through 2010-11).....	5
	Southern Illinois (1982-83 through 1986-87).....	5
5.	Drake (2014-15 through current).....	4

Leading the Pack

Drake's Sara Rhine and Becca Hittner currently rank as the top two scorers in The Valley, ranking No. 1 and No. 2 respectively. Hittner is averaging 19.8 points per game, while Rhine is averaging 19.3 a contest. Only one time in the league's history has a teammate tandem finished the season ranking No. 1 and 2 as Drake's Wanda Ford (24.2 ppg) and Julie Fitzpatrick (23.1 ppg) led the way during the 1984-85 season.

It would also mark the sixth-straight season a Bulldog has led the MVC in scoring (Kyndal Clark in 2014, Lizzy Wendell from 2015-17 and Becca Hittner in 2018), which is the longest stretch a school has led that statistic in league history. Twice has a school led for four-straight seasons (Drake from 1983-86 with Lorri Bauman and Wanda Ford; Missouri State from 1998-01 with Jackie Stiles). UNI's Jacqui Kalin is the last non-Bulldog to lead the MVC in scoring back in the 2013 season.

In Valley men's hoops, an individual from the same school has led the league in scoring five-straight seasons on two occasions. Evansville is riding a current five-year stretch, while Bradley also accomplished the feat from 1987-91.

Road Streak Continues...

Drake's MVC-record regular season road winning streak continued with wins at Valpo and Loyola. The Bulldogs have won 27-straight on the road in league play with their last road loss occurring at UNI on Feb. 19, 2016. Drake also has a Valley-best 10 road wins overall this season. As of Feb. 18, the Bulldogs are one of just of 11 teams that currently have double digit win totals in away contests.

Aces Snap MVC Skid

Friday's win over Valparaiso was Evansville's first Missouri Valley Conference win since a 52-44 win on the road at Indiana State on March 4, 2017, snapping a conference record 29-game MVC regular season losing streak.

Consecutive Conference Losses

1.	29, Evansville.....	12/29/17 to 2/15/19
2.	24, Bradley.....	2/26/98 to 1/13/00
	24, Southern Illinois.....	12/31/10 to 1/14/12

Defensive Battle

Loyola closed regulation with a 10-0 run to surge past Indiana State by a final score of 44-36. The win was Loyola's first on the road at Indiana State in program history. The 80 combined points sits as the fifth lowest in a league game in conference history.

Fewest Points (Both Teams, Conference Games)

1.	75, Indiana State 38, Southern Illinois 37 (1989-90)
	75, Wichita State 44, Evansville 31 (2015-16)
	75, Illinois State, 39, Southern Illinois 36 (2017-18)
4.	77, Southern Illinois 43, Wichita State 34 (1984-85)
5.	80, Loyola 44, Indiana State 36 (2018-19)

Chasing History

Currently, Drake is averaging 81.1 points per game, ranking 10th nationally. The all-time Valley record for scoring was set in 1995 as Drake averaged 83.5 ppg. The Bulldogs have led The Valley in scoring each of the past four seasons. No team has ever led the league in scoring five-straight years (Drake also led from 1995-1998), including on the men's side where only Bradley (1986-89) and Southern Illinois (1990-93) have led for four-straight seasons.

Top 6 in Valley History (Scoring)

1.	Drake (1995).....	83.5
2.	Missouri State (2001).....	82.8
3.	Bradley (1983).....	82.7
4.	Drake (2018).....	82.4
5.	Drake (2017).....	82.2
6.	Drake (2019).....	81.1

The Bulldogs are also shooting 47.5% from the field this season, ranking 11th nationally. Drake has led The Valley in shooting percentage each of the past four seasons. Only once in league history has a team led the conference five-straight years (Missouri State from 1990-94).

1,000 Point Club

Currently, seven players in the MVC have achieved 1,000 career points.

Drake has four active players are second nationally behind Marquette and Notre Dame (each with five).

Currently the Bulldogs have equaled Missouri State's Casey Garrison, Christiana Shorter, Jaleshia Roberson, and Jasmine Malone who all had at least 1,000 points when the 2011-12 season ended.

Current MVC Players in 1,000 Point Club

1,497 - Sara Rhine, Drake
1,453 - Maddy Dean, Drake
1,368 - Becca Hittner, Drake
1,261 - Meredith Hamlet, Valparaiso
1,200 - Ellie Howell, UNI
1,089 - Sammie Bachrodt, Drake
1,074 - Kerri Gasper, Evansville

MVC Players Approaching 1,000 Points

883 - Becca Jonas, Drake

Updated RPI Ratings

The latest installment of the NCAA RPI Report (Feb. 18) has six Valley teams that rank in the top-165, led by Drake at No. 19, followed by Missouri State (71), UNI (78), Illinois State (157), Bradley (158) and Southern Illinois (163). The MVC ranks 13th among 32 conferences. The league ranking is the highest for the league since the 2013 season (finished 10th).

Team	RPI
Drake	19
Missouri State	71
UNI	78
Illinois State	157
Bradley	158
Southern Illinois	163
Indiana State	188
Loyola	223
Valparaiso	308
Evansville	336
MVC	13 of 32

First Place (Both Genders)

The last time both Missouri State men's and women's basketball teams appeared at the top of The Valley standings occurred on Feb. 1-2, 1999. The last time Drake had its two teams at the top was on March 8, 2008 when the men captured the regular season title and the women shared the title with Evansville and Illinois State.

National Career Leader

Drake junior Becca Hittner currently leads the nation in career three-point field goal percentage. The junior standout boasts a career mark of 45.7% from behind the arc, leading Oregon's Sabrina Ionescu.

NCAA Active Leaders, Career 3-pt FG%

1.	Becca Hittner, Drake	45.7%
2.	Sabrina Ionescu, Oregon	43.9%
3.	Marla Gomez, Wyoming	43.8%

Hittner is on pace to finish her career second in Valley history in career three-point field goal percentage. Missouri State's K.C. Cowgill is the league's all-time leader with a career percentage of 50.2%

MVC Career 3-pt FG% Leaders

1.	K.C. Cowgill, Missouri St. (2003-05)	50.2%
2.	Becca Hittner, Drake (2016-pres.)	45.7%
3.	Jackie Stiles, Missouri St. (1998-01)	44.1%

The Future is Now

The league leaders in most key statistical categories this season are currently non-seniors. Below is a look at the MVC leaders in several categories, as well as their year in school.

MVC - Individual Stat Leaders (Year in School)

Scoring - Becca Hittner, DU (Jr.) - 9 of top-10 non-seniors
Rebounding - Chelsea Brackmann, BU (Jr.) - 7 of top-10 non-seniors
Assists - Brittney Patrick, SIU (Jr.) - 7 of top-10 non-seniors
Blocks - Abby O'Connor, LUC (So.) - 9 of top-10 non-seniors
Steals - Ashli O'Neal, INS (Jr.) - 7 of top-10 non-seniors
FG Percentage - Sara Rhine, DU (Jr.) - 7 of top-10 non-seniors
FT Percentage - Abby O'Connor, LUC (So.) - 6 of top-10 non-seniors

Power Five Ahead

Drake finished the non-conference schedule with three Power Five wins on its resume as the Bulldogs beat South Carolina, Rutgers and Nebraska. The conference finished 3-13 against Power Five opponents with all but one of the games taking place on the road or a neutral court.

Vs. Top 25

Last season, the MVC went 0-9 against Top 25 opponents, breaking a streak of three-straight years with at least one win over a Top 25 team. Drake earned a 90-85 overtime win over No. 12/13 South Carolina in Vancouver in November. It was the highest ranked win over an opponent in the regular season by a Valley team since Missouri State beat No. 10 LSU on November 24, 2000. The league finished 1-8 vs. the Top 25 this year.

Against the Field

The MVC held a winning record against 10 leagues in non-conference play, including the America East (1-0), Big West (2-1), Colonial (2-0), Conference USA (4-3), Horizon (9-5), NEC (1-0), Ohio Valley (11-8), Summit (9-5), Sun Belt (1-0) and WAC (6-1). The MVC holds at least a .500 mark against the Atlantic 10 (2-2) and the SEC (1-1). The league finished above .500 in non-conference play for the first time since 2012-13 (59-55) and registered 60 non-league wins for the first time since 2010-11 (62-49).

Strength of Schedule

Drake, Missouri State and UNI tested themselves with a difficult non-conference schedule this season. According to WarrenNolan.com, the Bulldogs played the third toughest non-conference strength of schedule this season, while the Lady Bears' non-league schedule ranks 59th and Panthers 50th nationally.

What's the Difference?

Over the past 20 seasons (since 1999-2000), 11 MVC teams have registered a scoring margin of +12 or better for a season. Drake currently has a +13.7 scoring margin, which is the 8th best among any team in that span. Last year the Bulldogs finished with a +15.0 ppg margin. This would be the fourth-straight season with a scoring margin of +12 for the Bulldogs.

Team	Year	PPG	PPG Allowed	Margin
MSU	2003-04	77.7	58.5	+19.2
Drake	2016-17	82.2	64.4	+17.8
MSU	2000-01	82.8	66.5	+16.3
Drake	2017-18	82.4	67.4	+15.0
UNI	2010-11	69.7	54.8	+14.8
UE	1999-00	73.6	59.4	+14.2
WSU	2013-14	71.1	57.3	+13.8
Drake	2018-19	81.1	67.4	+13.7
INS	2002-03	80.0	66.9	+13.1
WSU	2014-15	64.4	51.8	+12.7
ILS	2007-08	76.9	64.3	+12.6
Drake	2015-16	79.6	67.3	+12.3

Double Your Pleasure

Bradley's Chelsea Brackmann is the only MVC player averaging a double-double this season. The junior is averaging 12.8 points and 10.9 rebounds per game. Brackmann has 12 double-doubles on the season. Below are players with six or more double-doubles.

No.	Player, Team
12	Chelsea Brackmann, Bradley
10	Sara Rhine, Drake
7	Abby Brockmeyer, Southern Illinois
6	Simone Goods, Illinois State
	Kerri Gasper, Evansville

Three out of the past four seasons, an MVC player has finished the season averaging a double-double.

Year	Player, Team	PPG, RPG #DD
16-17	Leti Lerma, Bradley	11.7, 10.8, 13
15-16	Dyana Pierre, SIU	12.3, 11.2, 15
14-15	Dyana Pierre, SIU	14.6, 11.8, 16

20/20 Vision

Bradley's Chelsea Brackmann scored a career-best 24 points and the leading rebounder in the MVC added 20 boards at Loyola as she notched her second 20-20 performance of the year. Prior to this season there had been just two 20-20 outings in the MVC (2015-16 & 2014-15) over the previous seven years and Brackmann is the first Valley player to have two 20-20 games in the same season since at least the 1994-95 season. Brackmann is one of five players in the nation with multiple 20-20 games this season through contests of Feb. 18.

20-20 Games in MVC since 1994-95

Chelsea Brackmann (BRAD) 2018-19 (2)
Dyana Pierre (SIU) 2015-16
Dyana Pierre (SIU) 2014-15
Kenyatta Shelton (ILS) - 2010-11
Shannon Thomas (INS) - 2010-11
Allison Starr (UNI) - 99-00
Roshonda Reed (MSU) - 1998-99
Shyla McKibbin (UE) - 1997-98

2018-19 NCAA Multiple 20-20 Games

Kristine Anigwe (Cal) - 4
Reyna Frost (Central Michigan) - 3
Chelsea Brackmann (Bradley) - 2
Sydney Holloway (Bryant) - 2
Channon Fluker (CSUN) - 2

Mid-Major Top-25 Poll

Drake continues to sit towards the top of the latest (Feb. 12) CollegeInsider.com Mid-Major Top 25 poll coming in at No. 5, while Missouri State sits No. 18 overall.

Sharing the Rock

Over the past five seasons, Drake has ranked in the top 10 every season in the NCAA in assists per game, including leading the nation a year ago. The Bulldogs are once again sharing the basketball as they enter the week No. 2 in the country averaging 22.2 assists per contest. The Bulldogs lead the nation in assisted shot rate, assisting on 75.9% of their field goals.

Assists Per Game

1.	Baylor	23.5
2.	Drake	22.2
3.	Iowa	22.0
4.	Oregon	20.1
5.	Notre Dame	20.0

Sharp Shooters

A year after seeing Evansville lead the nation in free-throw percentage (82.0%), The Valley has three of the nation's top 25 teams in the category so far this season. Evansville currently leads the league and sits 9th nationally, while Loyola sits 17th and UNI 24th.

As a conference, The Valley sits fourth nationally with a combined FT% of 71.2%.

Free-Throw Percentage (By Conference)

1.	Summit	72.8%
2.	Pac 12	71.4%
3.	Big East.....	71.3%
4.	Missouri Valley	71.2%
5.	ACC.....	70.8%

.700 Club

Drake's Jennie Baranczyk sits third in Valley history in career winning percentage in league games. Baranczyk sits with a career record of 90-30 (.750) in league contests. Missouri State's Kellie Harper sits fifth on the chart with a career mark of 73-29 (.716).

ALL-TIME COACHES WIN% (MVC GAMES)

Name, School (Years)	Rec.	Pct.
Carole Baumgarten, Drake (1983-86)	48-6	.889
Cheryl Burnett, Missouri State (1988-02)	201-65	.756
Jennie Baranczyk, Drake (2013-present)	90-30	.750
Cindy Scott, Southern Illinois (1983-98)	199-67	.748
Kellie Harper, Missouri State (2014-present)	73-29	.716

Warren in Valley Top 5

UNI's Tanya Warren is the only active women's basketball coach in the Valley to have over 200-career wins. Overall, Warren's 220 victories rank fifth in the Valley, behind SIU's Cindy Scott (353), MSU's Cheryl Burnett (319), Illinois State's Jill Hutchison (277) and Eastern Illinois' Barbara Hilke (231). The five coaches are the only women's basketball coaches to achieve the 200-win feat in Valley history.

MVC Coaching Leaders, All-Game Wins

1.	Cindy Scott, Southern Illinois (1983-98).....	353
2.	Cheryl Burnett, Missouri State (1988-02).....	319
3.	Jill Hutchison, Illinois State (1983-99).....	277
4.	Barbara Hilke, Eastern Illinois (1983-92)	231
5.	Tanya Warren, UNI (2008-present)	220

Lasha's Reggie Miller Moment

Bradley trailed Indiana State by 17 points closing in on four minutes to play, when Lasha Petree scored 13 points and came away with three steals in a 46-second span to highlight a 21-3 closing spurt which gave the Braves an 81-80 victory. Petree hit four three-pointers and added a free throw for a personal 13-0 run during a closing stretch in which Bradley erased a 17-point deficit. The Braves swept the regular-season series from Indiana State for the first time since 1995-96.

Pounding the Glass

Bradley's Chelsea Brackmann tied the Bradley single-game record with 24 rebounds on Jan. 6 vs. UNI. Brackmann's 24 boards are the second most in the country this season and tied for the fifth most in MVC history. No MVC player has collected 24 rebounds in a game since 2009.

Rebounds in Single Game (MVC Record)

- 30 - Wanda Ford, Drake..... 2/16/85 vs. Eastern Illinois
- 28 - Stephany Neptune, Southern Ill.. 12/19/09 vs. Murray State
- 25 - Wanda Ford, Drake..... 1/23/86 at Missouri State
- 25 - Wanda Ford, Drake..... 2/20/86 vs. Wichita State
- 24 - 5 times last by Chelsea Brackmann, Bradley (1/6/19 vs. UNI)

Historic Streak Ends

With its first conference loss to Missouri State, Drake had the longest win streak in the history of the Gateway/MVC for regular season contests end at 47-straight games. The impressive streak, lasting more than two entire seasons, started during the 2015-16 season with a win over Loyola. The Bulldogs broke SIU's 37 game streak that went from 1985-1987 during the Gateway era with a win over Illinois State during the 2017-18 season.

Top Five Finishes

UNI is the only Valley team to have finished in the top-five of the league standings for the past nine seasons. The Panthers won the MVC in 2010-11 (17-1) and 2015-16 (15-3), finished in second place once (2016-17, 15-3), finished in third place twice (2013-14, 13-5; and 2017-18, 13-5), had two fourth-place finishes (2014-15, 12-6; 2012-13, 10-8) and two fifth-place finishes (2011-12, 9-9; 2009-10, 10-8).

Top-Five MVC Finishes, Last Nine Seasons

UNI - 9 (2010, 2011, 2012, 2013, 2014, 2015, 2016, 2017, 2018)
Missouri State - 7 (2010, 2011, 2012, 2015, 2016, 2017, 2018)
Drake - 6 (2012, 2014, 2015, 2016, 2017, 2018)
Illinois State - 4 (2010, 2011, 2012, 2013)
Southern Illinois - 4 (2015, 2016, 2017, 2018)
Indiana State - 3 (2013, 2014, 2018)
Loyola - 1 (2016)
Bradley - 1 (2010)
Evansville - 1 (2014)

Rhine on McClain Watch List

The Naismith Memorial Basketball Hall of Fame and the WBCA announced Thursday that Drake junior Sara Rhine is one of 10 watch list candidates for the 2019 Katrina McClain Award. Named after the two-time All-American and 1987 National Player of the Year, the annual award in its second year recognizes the top power forwards in women's NCAA Division I college basketball. A committee will narrow the list to five finalists in early March, and the winner will be determined by Ms. McClain-Pittman and the Hall of Fame committee to be revealed as part of the WBCA Convention at the 2019 Women's Basketball Final Four.

Senior CLASS Award Candidate

Drake's Sammie Bachrodt has been named a candidate for the 2018-19 Senior CLASS Award. Bachrodt is among 30 NCAA Division I candidates in women's basketball for the award which recognizes notable achievements in four areas of excellence - community, classroom, character and competition.

"So You Want to Be A Coach"

Valparaiso senior Meredith Hamlet and Drake senior Becca Jonas were named participants in the 2019 "So You Want to be a Coach" program, hosted by the WBCA. This marks the 17th annual "So You Want to be a Coach" program as each member will participate in a three-day workshop with speakers provided by the WeCOACH on April 3-5 in conjunction with the WBCA Convention in Tampa, Florida.

Title Town

The league has had nine different regular-season champions in the past 12 seasons (SIU-2007, DU/UE/ILS-2008, ILS-2009, ILS-2010, UNI-2011; MSU-2012; WSU/CU-2013; INS/WSU-2014; WSU-2015; UNI-2016; DU-2017; DU-2018). Bradley, Loyola and Valparaiso are the only league teams not to have won a regular-season MVC championship.

Two Sport Athlete

Lexi Wallen joined the team following a four-year volleyball career at Illinois State. The senior forward has made an immediate impact on the team, averaging 5.8 points and 3.8 rebounds per game during conference play. She is one of five reported athletes to be currently competing in both volleyball and basketball at the division 1 level. Two of the five are Valley athletes. Katherine Carlson of Valparaiso also recently joined the basketball team after a volleyball career.

Hoops In the Heartland

The 2019 MVC Women's Basketball Tournament will return to the TaxSlayer Center in Moline, Ill., for the 4th-straight season.

Affectionately coined "Hoops in the Heartland," the four-day event (Mar. 14-17) will showcase all 10 Missouri Valley Conference schools as they compete for the Valley's automatic berth into the NCAA Tournament.


The MVC extended an agreement with the Quad Cities Convention & Visitors Bureau to conduct the MVC Women's Basketball Championship in TaxSlayer Center through at least 2021.

The 2019 tournament will mark the 12th-consecutive season in its 37-year history that the event will take place at a neutral site.

The Missouri Valley Conference is one of only seven conferences (out of 32 nationally) where the women's basketball tournament is played at a neutral site, separate from the men's championship (AAC, ACC, Big Ten, Big 12, MVC, Pac-12 and SEC are the others).

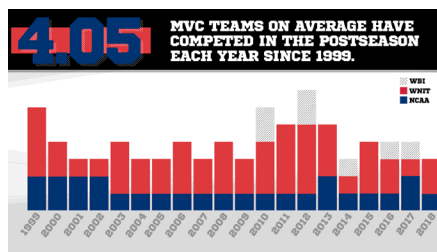
Starters Returning

The Missouri Valley Conference will see 37 of 50 starters return (74%) for the 2018-19 season. Defending champion Drake returns all five starters next season, while Illinois State, Indiana State, UNI, Southern Illinois and Valparaiso will see four starters return. Bradley, Evansville, Loyola and Missouri State will each see three starters return to the court.



Postseason League

The MVC has seen an average of four league teams participate in postseason play in the last 20 seasons, including three teams reaching postseason play in 2017-18. Drake fell at Texas A&M in the NCAA Tournament, while Missouri State and UNI each received bids into the WNIT. The Valley has earned multiple NCAA Tournament bids in 11 different seasons, including a pair of bids in the 2017 NCAA Tournament (Drake and UNI).



Coaches Teleconferences

Teleconferences with The Valley head coaches will be conducted twice throughout the season. The conferences begin at 11:45 a.m. (CST). To participate in the conference calls, call (877) 417-8778. Coaches call (877) 417-8756.

Media will be allowed to ask questions directly of the coaches. The session dates for 2018-19 are Wednesday, January 2 and Tuesday, March 12.

Time	Women's Head Coach, School
11:45 p.m.	Jennie Baranczyk, Drake
11:50 a.m.	Kellie Harper, Missouri State
11:55 a.m.	Andrea Gorski, Bradley
12:00 p.m.	Kate Achter, Loyola
12:05 p.m.	Mary Evans, Valparaiso
12:10 p.m.	Matt Ruffing, Evansville
12:15 p.m.	Kristen Gillespie, Illinois State
12:20 p.m.	Vicki Hall, Indiana State
12:25 p.m.	Tanya Warren, UNI
12:30 p.m.	Cindy Stein, Southern Illinois



Missouri Valley Conference vs. Non-Conference Opponents (61-52, .540)

Overall: 61-52 (.540)
Home: 34-15 • **Away:** 20-33 • **Neut:** 7-4 • **Top-25:** 1-8

ACC **0-1 (N: 0-1)**
 Notre Dame 0-1
 Drake L, 82-64

American Athletic **0-1 (A: 0-1)**
 Wichita State 0-1
 Missouri State L, 63-60

America East **1-0 (N: 1-0)**
 Hartford 1-0
 vs. Southern Illinois W, 72-50

Atlantic-10 **2-2 (H: 1-0; A: 1-2)**
 Dayton 0-1
 Evansville L, 69-30
 Saint Louis 2-1
 at Illinois State W, 72-67
 Indiana State W, 60-56
 Southern Illinois L, 62-58

Big 12 **0-2 (A: 0-2)**
 Iowa State 0-1
 Drake L, 86-81
 Kansas State 0-1
 UNI L, 72-62

Big East **2-4 (H: 1-1; A: 1-3)**
 Butler 0-2
 Illinois State L, 58-56
 Indiana State L, 72-49
 Creighton 2-0
 Drake W, 85-69
 at UNI W, 65-55
 DePaul 0-1
 at Loyola L, 102-76
 Marquette 0-1
 UNI L, 102-61

Big Ten **2-8 (H: 0-1; A: 1-7; N: 1-0)**
 Illinois 0-2
 Indiana State L, 75-57
 Valparaiso L, 73-54
 Indiana 0-1
 Missouri State L, 98-74
 Iowa 0-2
 at Drake L, 91-82
 UNI L, 83-57
 Nebraska 1-0
 Drake W, 83-77
 Purdue 0-2
 Bradley L, 74-61
 Loyola L, 65-41
 Rutgers 1-0
 vs. Drake W, 69-59
 Wisconsin 0-1
 Evansville L, 96-60

Big West **2-1 (H: 1-0; A: 1-0; N: 0-1)**
 UC Irvine 0-1
 vs. Indiana State L, 77-61
 Cal State Northridge 1-0
 at Drake W, 73-63
 Long Beach State 1-0
 UNI W, 71-64

Colonial **2-0 (H: 1-0; N: 1-0)**
 Delaware 2-0
 vs. Bradley W, 59-47
 at UNI W, 79-67

Conference USA **4-3 (H: 1-0; A: 2-3; N: 1-0)**
 Florida Atlantic 1-0
 Bradley W, 80-59
 Louisiana Tech 1-0
 vs. Missouri State W, 82-70
 Marshall 2-1
 Evansville L, 72-65
 Indiana State W, 62-53
 at Southern Illinois W, 58-49
 North Texas 0-1
 Missouri State L, 83-76 (OT)
 Western Kentucky 0-1
 Southern Illinois L, 83-76

Horizon **9-5 (H: 5-2; A: 4-3)**
 Cleveland State 1-1
 Bradley W, 67-65
 Illinois State L, 67-63
 Detroit Mercy 1-0
 at Loyola W, 52-43
 IUPUI 2-1
 at Indiana State L, 64-59
 UNI W, 53-40

at Southern Illinois W, 78-73
 UIC 2-2
 at Evansville L, 62-54
 at Indiana State W, 60-53
 Loyola W, 75-60
 Valparaiso L, 75-65
 Northern Kentucky 1-0
 Illinois State W, 58-53
 Oakland 2-0
 at Bradley W, 73-64
 at Illinois State W, 62-56
 Youngstown State 0-1
 Loyola L, 74-63

Mid-American **3-6 (H: 2-3; A: 1-3)**
 Ball State 1-0
 at Missouri State W, 74-54
 Bowling Green 0-2
 Loyola L, 88-74
 at Valparaiso L, 79-72
 Eastern Michigan 0-1
 Illinois State L, 50-41
 Northern Illinois 1-1
 at Southern Illinois W, 82-73
 UNI L, 70-59
 Miami (OH) 0-1
 at Valparaiso L, 68-47
 Toledo 0-1
 at Valparaiso L, 65-59
 Western Michigan 1-0
 Loyola W, 64-53

Mountain West **0-1 (N: 0-1)**
 Boise State 0-1
 vs. UNI L, 61-60

NEC **1-0 (N: 1-0)**
 St. Francis-Brooklyn 1-0
 vs. Valparaiso W, 78-76

Ohio Valley **11-8 (H: 8-2; A: 2-6; N: 1-0)**
 Austin Peay 2-0
 at Evansville W, 56-52
 at Illinois State W, 61-49
 Eastern Illinois 3-1
 at Bradley W, 67-64
 Indiana State L, 63-39
 at Southern Illinois W, 73-59
 at Valparaiso W, 62-60
 Morehead State 0-2
 Evansville L, 85-63
 Valparaiso L, 68-62
 Murray State 1-1
 Evansville L, 81-53
 Southern Illinois W, 65-59
 SEMO 3-1
 at Bradley W, 85-79
 at Evansville L, 54-50
 Indiana State W, 62-51
 at Southern Illinois W, 60-40
 SIUE 2-2
 at Evansville L, 54-45
 Illinois State L, 68-61
 at Loyola W, 56-43
 vs. Missouri State W, 68-65
 UT-Martin 0-1
 Southern Illinois L, 95-94

PAC-12 **0-1 (N: 0-1)**
 Arizona State 0-1
 vs. Southern Illinois L, 82-38

SEC **1-1 (A: 0-1; N: 1-0)**
 Missouri 0-1
 Missouri State L, 65-61
 South Carolina 1-0
 vs. Drake W, 90-85

Summit **9-5 (H: 6-4; A: 3-1)**
 North Dakota 2-1
 at Illinois State W, 67-55
 at UNI W, 64-60
 at Valparaiso L, 62-56
 North Dakota State 0-1
 at Valparaiso L, 51-48
 Omaha 2-0
 Bradley W, 80-60
 at UNI W, 79-50
 Purdue Fort Wayne 2-1
 at Evansville L, 72-66
 at Loyola W, 81-67
 Valparaiso W, 68-64
 South Dakota 1-1
 at Drake W, 76-64
 at Missouri State L, 85-74
 South Dakota State 0-1

Drake L, 80-71
 Western Illinois 2-0
 at Bradley W, 82-68
 Drake W, 98-71

Sun Belt **1-0 (H: 1-0)**
 Little Rock 1-0
 at Missouri State W, 48-44

West Coast **0-2 (H: 0-1; A: 0-1)**
 Gonzaga 0-1
 at Missouri State L, 70-67
 Santa Clara 0-1
 Missouri State L, 77-73

WAC **6-1 (H: 2-1; A: 4-0)**
 Chicago State 4-0
 at Bradley W, 89-59
 Evansville W, 67-58
 at Loyola W, 76-40
 Valparaiso W, 76-70
 Grand Canyon 1-0
 Indiana State W, 88-81
 UMKC 1-1
 Illinois State W, 62-55
 at Loyola L, 88-74

Non-Division I **5-0 (H: 5-0)**
 Clarke 1-0
 at Drake W, 91-43
 Davenport 1-0
 at Indiana State W, 79-43
 Maryville (MO) 1-0
 at Illinois State W, 61-52
 Minnesota State 1-0
 at UNI W, 73-56
 Rockhurst 1-0
 at Bradley W, 83-40

Top-25 **1-8 (H: 0-3; A: 0-3; N: 1-2)**
 #1 Notre Dame 0-1
 Drake L, 82-64
 #13 South Carolina 1-0
 vs. Drake W, 90-85
 #16 Missouri 0-1
 Missouri State L, 65-61
 #16 Iowa 0-2
 UNI L, 83-57
 at Drake L, 91-82
 #19 Marquette 0-1
 UNI L, 102-61
 #19 Arizona 0-1
 vs. Southern Illinois L, 82-38
 #20 DePaul 0-1
 at Loyola L, 102-76
 #21 Gonzaga 0-1
 at Missouri State L, 70-67

2018 NCAA Teams **6-12 (H: 3-3; A: 2-6; N: 1-3)**
 Arizona State 0-1
 vs. Southern Illinois L, 82-38
 Boise State 0-1
 vs. UNI L, 61-60
 Cal State Northridge 1-0
 at Drake W, 73-63
 Creighton 2-0
 Drake W, 85-69
 at UNI W, 65-55
 Dayton 0-1
 Evansville L, 69-30
 DePaul 0-1
 at Loyola L, 102-76
 Gonzaga 0-1
 at Missouri State L, 70-67
 Iowa 0-2
 at Drake L, 91-82
 UNI L, 83-57
 Little Rock 1-0
 at Missouri State W, 48-44
 Marquette 0-1
 UNI L, 102-61
 Missouri 0-1
 Missouri State L, 65-61
 Nebraska 1-0
 Drake W, 83-77
 Notre Dame 0-1
 Drake L, 82-64
 South Carolina 1-0
 vs. Drake W, 90-85
 South Dakota State 0-1
 Drake L, 80-71
 Western Kentucky 0-1
 Southern Illinois L, 83-76

BRADLEY (17-7, 7-6 MVC)

Homeward Bound

After playing five of the last seven on the road (4-3), Bradley kicks off the final home stand of the 2018-19 regular season Friday when the Braves host I-74 rival Illinois State. Tied for the most home victories in the MVC this season with nine, Bradley boasts its most home victories since 2009-10 (9-3) and is looking to win at least 10 home games in a season for just the third time in the last 35 years. The last time the Braves won 10 or more home contests was 2008-09 (12-2) and the only other season in which Bradley won at least 10 home games since joining the Gateway Conference for the 1983-84 season was 1986-87 (10-3). The Braves own a three-game home win streak and have won four consecutive home games against in-state opponents dating back to last season's home game against Illinois State. Bradley is 7-3 in February home games under head coach Andrea Gorski.



3's are the Key

Bradley has averaged 6.3 three-pointers per game, which would rank as the third-best average in school history and best total by the Braves since averaging a school record 7.0 triples per outing in 1994-95. Sophomore Gabi Haack leads the MVC in three-pointers per game (2.6), while freshman Lasha Petree is tied for seventh at 1.9 per tilt. The duo are the first Bradley pair to each hit 45 or more three's in the same season since Michelle Nason (87) and Carolyn Hagerty (56) each did so in 1994-95 and marks just the third time the Braves have two individuals with 45 or more makes from beyond the arc. Bradley is 11-2 on the year when shooting at least 33 percent from long range and 16-4 when making at least five three's.

Date	Opponent	Location	TV	Time
N10	SEMO	W, 85-79		1-0
N18	Rockhurst	W, 83-40		2-0
Florida Atlantic Tournament				
N23	vs. Delaware	W, 59-47		3-0
N24	at Florida Atlantic	W, 80-59		4-0
N28	Eastern Illinois	W, 67-64		5-0
D1	Oakland	W, 73-64		6-0
D4	Western Illinois	W, 82-68		7-0
D14	at Omaha	W, 80-60		8-0
D19	at Cleveland State	W, 67-65		9-0
D21	at Purdue	L, 74-61		9-1
D28	Chicago State	W, 89-59		10-1
J4	*Drake	L, 92-63		10-2, 0-1
J6	*Northern Iowa	L, 81-78 (OT)		10-3, 0-2
J11	*at Evansville	W, 75-68		11-3, 1-2
J13	*at Indiana State	W, 61-45		12-3, 2-2
J18	*Missouri State	L, 68-56		12-4, 2-3
J20	*So. Illinois	W, 58-53 (OT)		13-4, 3-3
J26	*at Illinois State	W, 79-68		14-4, 4-3
F1	*at Valparaiso	L, 76-73		14-5, 4-4
F3	*at Loyola	W, 69-56		15-5, 5-4
F8	*Indiana State	W, 81-80		16-5, 6-4
F10	*Evansville	W, 81-63		17-5, 7-4
F15	*at So. Illinois	L, 62-55		17-6, 7-5
F17	*at Missouri State	L, 82-60		17-7, 7-6
F22	*Illinois State	Peoria, Ill.	ESPN3	7 PM
F28	*Valparaiso	Peoria, Ill.	ESPN+	7 PM
M2	*Loyola	Peoria, Ill.	ESPN3	2 PM
M7	*at Northern Iowa	Cedar Falls, Iowa	ESPN+	7 PM
M9	*at Drake	Des Moines, Iowa	ESPN+	2 PM

MVC Tournament

M14-17 Moline, Ill. ESPN+

*MVC Games; Times are CST (unless noted) and subject to change

#24 DRAKE (19-5, 11-1 MVC)

On the Verge

Entering the Evansville game, Drake is on the cusp of its fifth-consecutive 20-win season with an overall record of 19-5. The impressive streak began in 2014-15 with a 20-11 record followed by records of 23-10 (2015-16), 28-5 (2016-17) and last season at 26-8. It will be just the third time in the program's history that five straight 20-win seasons take place. Drake recorded six-straight 20-win seasons from 1996-2002 and the program recorded 10-straight 20-win seasons from 1976-1986.



In-State Showdown

Drake defeated in-state rival UNI, 76-61, Feb. 15 at the Knapp Center. Four Bulldogs scored in double figures, including sophomore Maddie Monahan, who scored a career-high 13 points behind a career-best three three-pointers. The Bulldogs improved to 64-24 all-time against the Panthers and have won eight-straight in the series that began in 1975.

Welcome Home

The UNI win was the first of five remaining home games for Drake, which is 10-2 in road games this season. As of Feb. 18, the Bulldogs were one of just 11 teams that currently have double digit win totals in away contests.

Date	Opponent	Location	TV	Time
N7	at Nebraska	W, 83-77		1-0
N10	at Western Illinois	W, 98-71		2-0
N15	South Dakota	W, 76-64		3-0
N18	CSUN	W, 73-63		4-0
Vancouver Showcase				
N22	vs. Rutgers	W, 69-59		5-0
N23	vs. #1 Notre Dame	L, 82-64		5-1
N24	vs. #13 S. Carolina	W, 90-85 (OT)		6-1
N28	at Creighton	W, 85-69		7-1
D4	Clarke	W, 91-43		8-1
D8	at South Dakota St.	L, 80-71		8-2
D16	at Iowa State	L, 86-81		8-3
D21	#16 Iowa	L, 91-82		8-4
J4	*at Bradley	W, 92-63		9-4, 1-0
J6	*at Illinois State	W, 82-64		10-4, 2-0
J11	*Loyola	W, 69-60		11-4, 3-0
J13	*Valparaiso	W, 84-53		12-4, 4-0
J18	*at Northern Iowa	W, 88-64		13-4, 5-0
J25	*at Indiana State	W, 70-68		14-4, 6-0
J27	*at Evansville	W, 78-47		15-4, 7-0
F1	*Missouri State	L, 85-79		15-5, 7-1
F3	*So. Illinois	W, 94-66		16-5, 8-1
F8	*at Valparaiso	W, 88-62		17-5, 9-1
F10	*at Loyola	W, 83-55		18-5, 10-1
F15	*Northern Iowa	W, 76-61		19-5, 11-1
F22	*Evansville	Des Moines, Iowa	ESPN+	6 PM
F24	*Indiana State	Des Moines, Iowa	ESPN+	2 PM
M1	*at So. Illinois	Carbondale, Ill.	ESPN+	6 PM
M3	*at Missouri State	Springfield, Mo.	ESPN+	2 PM
M7	*Illinois State	Des Moines, Iowa	ESPN+	6 PM
M9	*Bradley	Des Moines, Iowa	ESPN+	2 PM

MVC Tournament

M14-17 Moline, Ill. ESPN+

*MVC Games; Times are CST (unless noted) and subject to change

EVANSVILLE (3-21, 1-12 MVC)

Aces Claim League Win

On Friday evening against Valpo, Evansville earned its first conference win in nearly two seasons. In the 77-65 win, the Aces captured their first MVC win since defeating Indiana State on March 4, 2017. It also marked the Aces' first double-digit home conference win since a 67-36 win over Loyola on Jan. 1, 2017.



Newman's Strong Weekend

Continuing her string of impressive performances, freshman Anna Newman produced a strong weekend for the Aces. After recording a new career-high on February 10 at Bradley, Newman set her career-high again with 16 points against Valpo on Friday evening. The double-figure performance was Newman's second-straight and the third of her career.

Miller Sets A New High

Putting together her best season with the Aces, senior Marley Miller produced an impressive week for Evansville. Facing Valpo on Friday evening, Miller set a new career-high with 25 points, helping power the Aces to a 77-65 win over Valpo. Miller again finished in double-figures on Sunday with 10 points against Loyola. Miller has reached double-figures in scoring in 12 games this season including five-straight games.

Date	Opponent	Location	TV	Time
N7	at Murray State	L, 81-53		0-1
N10	at Chicago State	W, 67-58		1-1
N14	SIUE	L, 54-45		1-2
N20	Purdue Ft. Wayne	L, 72-66		1-3
N29	at Marshall	L, 72-65 (OT)		1-4
D2	at Morehead State	L, 85-63		1-5
D5	UIC	L, 62-54		1-6
D8	SEMO	L, 54-50		1-7
D15	at Dayton	L, 69-30		1-8
D18	Austin Peay	W, 56-52		2-8
D21	at Wisconsin	L, 96-60		2-9
J4	*at So. Illinois	L, 67-47		2-10, 0-1
J6	*at Missouri State	L, 88-66		2-11, 0-2
J11	*Bradley	L, 75-68		2-12, 0-3
J13	*Illinois State	L, 72-61		2-13, 0-4
J18	*at Loyola	L, 61-56		2-14, 0-5
J20	*at Valparaiso	L, 93-49		2-15, 0-6
J25	*Northern Iowa	L, 74-46		2-16, 0-7
J27	*Drake	L, 78-47		2-17, 0-8
F1	*Indiana State	L, 76-69		2-18, 0-9
F8	*at Illinois State	L, 82-59		2-19, 0-10
F10	*at Bradley	L, 81-63		2-20, 0-11
F15	*Valparaiso	W, 77-65		3-20, 1-11
F17	*Loyola	L, 71-51		3-21, 1-12

F22	*at #24 Drake	Des Moines, Iowa	ESPN+	6 PM
F24	*at Northern Iowa	Cedar Falls, Iowa	ESPN+	2 PM

M1	*at Indiana State	Terre Haute, Ind.	ESPN+	6 PM
M7	*Missouri State	Evansville, Ind.	ESPN+	6 PM
M9	*So. Illinois	Evansville, Ind.	ESPN+	1 PM

MVC Tournament

M14-17	Moline, Ill.	ESPN+
--------	--------------	-------

*MVC Games; Times are CST (unless noted) and subject to change

ILLINOIS STATE (15-9, 8-5 MVC)

Dynamic Duo

Simone Goods and TeTe Maggett swept the MVC weekly honors, guiding ISU to its fifth-straight win, downing Missouri State and Southern Illinois this past weekend. This is the third time this season that ISU has swept the weekly honors, which is the most in the league, and it is the second time this duo has taken over. Maggett and Goods account for 54 percent of ISU's scoring this season and both sit top five in the Valley for their scoring efforts. Goods averages 17.6 points and Maggett 16.2, landing third and fourth, respectively.



Landmark Win

The Redbirds put an end to Missouri State's 13-game win streak, which was one of the longest active streaks in the nation. Coach Gillespie and the Redbirds surpassed its number of wins from last season (14-16) on Sunday, capturing their 15th, which now brings them to the winningest season since the 2012-13 year. The road weekend sweep of two Valley teams, is the first time the program has accomplished that feat in five years, last doing so in January of 2014. ISU has now surpassed Bradley in the league standings and is currently fourth with an 8-5 Valley record.

It's All Coming Together

Illinois State has been shooting its best in the previous five games and is reaping the benefits, going 5-0. The squad has averaged 51.8 percent from the floor in the last five games, setting a season-best of 59 percent against Valparaiso. ISU has also remained a defensive threat, holding the past five opponents to 39.5 percent from the field. The Redbirds continue to lead the Valley and sit top 100 in the nation in scoring defense and field-goal percentage defense, holding foes to 60.9 points per game and 38.3 percent from the floor.

Date	Opponent	Location	TV	Time
N11	at SIUE	L, 68-61		0-1
N14	North Dakota	W, 67-55		1-1
N17	at E. Michigan	L, 50-41		1-2
N19	at Cleveland St.	L, 67-63		1-3
N25	at Butler	L, 58-56		1-4
N29	Oakland	W, 62-56		2-4
D4	Austin Peay	W, 61-49		3-4
D7	at N. Kentucky	W, 58-53		4-4
D16	Maryville	W, 61-52		5-4
D20	Saint Louis	W, 72-67		6-4
D30	at UMKC	W, 62-55		7-4
J4	*Northern Iowa	W, 66-64		8-4, 1-0
J6	*Drake	L, 82-64		8-5, 1-1
J11	*at Indiana State	L, 59-44		8-6, 1-2
J13	*at Evansville	W, 72-61		9-6, 2-2
J18	*So. Illinois	W, 60-52		10-6, 3-2
J20	*Missouri State	L, 59-47		10-7, 3-3
J26	*Bradley	L, 79-68		10-8, 3-4

F1	*at Loyola	L, 62-59		10-9, 3-5
F3	*at Valparaiso	W, 70-67		11-9, 4-5
F8	*Evansville	W, 82-59		12-9, 5-5
F10	*Indiana State	W, 78-70		13-9, 6-5
F15	*at Missouri State	W, 60-56		14-9, 7-5
F17	*at So. Illinois	W, 68-66		15-9, 8-5

F22	*at Bradley	Peoria, Ill.	ESPN3	7 PM
-----	-------------	--------------	-------	------

F28	*Loyola	Normal, Ill.	ESPN+	7:30 PM
-----	---------	--------------	-------	---------

M3	*Valparaiso	Normal, Ill.	ESPN+	2 PM
M7	*at Drake	Des Moines, Iowa	ESPN+	6 PM
M9	*at Northern Iowa	Cedar Falls, Iowa	ESPN+	2 PM

MVC Tournament

M14-17	Moline, Ill.	ESPN+
--------	--------------	-------

*MVC Games; Times are CST (unless noted) and subject to change

INDIANA STATE (11-13, 5-8 MVC)

The Road to March...Literally

Indiana State embarks upon a long road in the calendar year's shortest month as the Sycamores only have two home games (over one weekend) in the month of February. Five of ISU's seven games will be away from Hulman Center in a stretch reminiscent of the start of the season when the Trees opened the year with six of their first eight games away from home.



Cardiac Trees

The Sycamores are keeping fans on the edge of their seat this season for a full 40 minutes each game. Indiana State has played in 12 games this year that have been decided by 10 or fewer points, posting an 8-6 record in those games.

Double Trouble

In the Sycamores 67-59 win over Valparaiso, Indiana State saw two players record a double-double in the same game since 2015. Ty Battle (21 points, 11 rebounds) and Regan Wentland (10 points, 10 rebounds) each recorded their third career double-double and they did so in the same game. The last time ISU had two players register double-doubles in the same game was back on Jan. 9, 2015 when Chelsea Small (13 points, 11 rebounds) and Racheal Mahan (12 points, 10 rebounds) each posted a double-double against Bradley.

Date	Opponent	Location	TV	Time
N7	at Marshall	W, 62-53		1-0
N13	at Saint Louis	W, 60-56		2-0
Grand Canyon Tournament				
N23	at Grand Canyon	W, 88-81 (2OT)		3-0
N24	vs. UC Irvine	L, 77-61		3-1
N29	at SEMO	W, 62-51		4-1
D3	IUPUI	L, 64-59		4-2
D5	at Illinois	L, 75-57		4-3
D8	UIC	W, 60-53		5-3
D17	at Butler	L, 72-49		5-4
D21	at Eastern Illinois	L, 63-39		5-5
D30	Davenport	W, 79-43		6-5
J4	*at Missouri State	L, 71-58		6-6, 0-1
J6	*at So. Illinois	W, 61-58		7-6, 1-1
J11	*Illinois State	W, 59-44		8-6, 2-1
J13	*Bradley	L, 61-45		8-7, 2-2
J18	*at Valparaiso	W, 86-82 (OT)		9-7, 3-2
J20	*at Loyola	L, 56-54		9-8, 3-3
J25	*Drake	L, 70-68		9-9, 3-4
J27	*Northern Iowa	L, 71-51		9-10, 3-5
F1	*at Evansville	W, 76-69		10-10, 4-5
F8	*at Bradley	L, 81-80		10-11, 4-6
F10	*at Illinois State	L, 78-70		10-12, 4-7
F15	*Loyola	L, 44-36		10-13, 4-8
F17	*Valparaiso	W, 67-59		11-13, 5-8

F22	*at Northern Iowa	Cedar Falls, Iowa	ESPN3	7 PM
F24	*at #24 Drake	Des Moines, Iowa	ESPN+	2 PM

M1	*Evansville	Terre Haute, Ind.	ESPN+	6 PM
M7	*So. Illinois	Terre Haute, Ind.	ESPN+	6 PM
M9	*Missouri State	Terre Haute, Ind.	ESPN3	1 PM

MVC Tournament

M14-17	Moline, Ill.	ESPN+
--------	--------------	-------

*MVC Games; Times are CST (unless noted) and subject to change

LOYOLA (12-12, 6-7 MVC)

Get Out the Brooms...Again

Loyola picked up its second two-game sweep of Indiana State and Evansville this season over the weekend. Led by a double-double (17 points, 14 rebounds) from Abby O'Connor, the Ramblers earned their first win at the Hulman Center in program history last Friday, grinding out a 44-36 victory against the Sycamores. O'Connor was back at it again on Sunday against Evansville, pouring in 22 points, as the Maroon & Gold cruised to a 71-51 win over the Purple Aces.



They All Don't Have to be Pretty

In Loyola's aforementioned win over Indiana State on Friday, the Ramblers were held to just 44 points on 36.8 percent (14-of-38) and committed 22 turnovers. Loyola offset that with a sparkling effort on the defensive end, holding the Sycamores to only a 27.4 percent (17-of-62) clip on the night, as it picked up only its second win since 2016-17 when failing to score at least 50 points.

The Last Stand

Loyola returns home to Gentile Arena for the final time this weekend to host Southern Illinois (February 22) and Missouri State (February 24). The Ramblers, who own an 8-5 (.615) mark in Rogers Park, are part of a tightly-contested pack in the middle of the MVC standings. Loyola currently holds a one-game edge on Indiana State for sixth, while also sitting just a game back of fifth-place Bradley in the race for one of the coveted six opening-round byes in next month's Missouri Valley Conference Tournament in Moline, Ill.

Date	Opponent	Location	TV	Time
N9	at Youngstown St.	L, 74-63		0-1
N12	Detroit Mercy	W, 52-43		1-1
N17	at UIC	W, 75-60		2-1
N20	at Bowling Green	L, 88-74		2-2
N26	Chicago State	W, 76-40		3-2
N29	Purdue Ft. Wayne	W, 81-67		4-2
D3	at W. Michigan	W, 64-53		5-2
D6	SIUE	W, 56-43		6-2
D9	at Purdue	L, 65-41		6-3
D16	UMKC	L, 88-74		6-4
D20	#20 DePaul	L, 102-76		6-5
J6	*Valparaiso	W, 80-54		7-5, 1-0
J11	*at Drake	L, 69-60		7-6, 1-1
J13	*at Northern Iowa	L, 64-52		7-7, 1-2
J18	*Evansville	W, 61-56		8-7, 2-2
J20	*Indiana State	W, 56-54		9-7, 3-2
J25	*at Missouri State	L, 84-49		9-8, 3-3
J27	*at So. Illinois	L, 74-63		9-9, 3-4
F1	*Illinois State	W, 62-59		10-9, 4-4
F3	*Bradley	L, 69-56		10-10, 4-5
F8	*Northern Iowa	L, 71-65		10-11, 4-6
F10	*Drake	L, 83-55		10-12, 4-7
F15	*at Indiana State	W, 44-36		11-12, 5-7
F17	*at Evansville	W, 71-51		12-12, 6-7

F22	*So. Illinois	Chicago, Ill.	ESPN3	7 PM
F24	*Missouri State	Chicago, Ill.	ESPN+	1 PM

F28	*at Illinois State	Normal, Ill.	ESPN+	7:30 PM
-----	--------------------	--------------	-------	---------

M2	*at Bradley	Peoria, Ill.	ESPN3	2 PM
M9	*at Valparaiso	Valparaiso, Ind.	ESPN+	1 PM

MVC Tournament

M14-17	Moline, Ill.	ESPN+
--------	--------------	-------

*MVC Games; Times are CST (unless noted) and subject to change

MISSOURI STATE (15-8, 11-1 MVC)

Franklin Leading Freshmen

Jasmine Franklin continues to rate highly among MVC freshmen this season, ranking first in field goal percentage, blocked shots, and all rebounding categories, and third in scoring. At Missouri State, her .568 field goal percentage ranks .001 behind the current freshman record set by Jackie Dudley in 1977, while her 29 blocks rank third all-time among MSU freshmen. Breton Wyatt's 43 stuffs in 2006 stand as the current mark.



Thick as Thieves

Missouri State has swiped 83 steals in its last seven games, an average of 11.9 per contest, with 14 steals in three of those games. MSU's average over that span is on par with a top 10 national ranking, and Danielle Gitzen, Brice Calip and Jasmine Franklin lead the way with 12 thefts apiece.

More Arena Records Fall

The Lady Bears have been in the habit of breaking JQH Arena records this season, setting the field goal percentage record for a half on Jan. 6 against Evansville, and breaking records for overall field goal percentage and points on Jan. 27 versus Valpo. Two more records fell on Sunday, as MSU shot 72.7 percent in the second half against Bradley to reset that mark, while Alexa Willard connected on 13 field goals, the most by an MSU player in the building's 11 seasons.

Date	Opponent	Location	TV	Time
N10	at Wichita State	L, 63-60 (OT)		0-1
N13	at #16 Missouri	L, 65-61		0-2
N17	Ball State	W, 74-54		1-2
N24	at Santa Clara	L, 77-73		1-3
D1	at North Texas	L, 83-76 (OT)		1-4
D4	South Dakota	L, 85-74		1-5
D9	at Indiana	L, 98-74		1-6
D16	#21 Gonzaga	L, 70-67		1-7
UMKC Roo Holiday Classic				
D20	vs. Louisiana Tech	W, 82-70		2-7
D21	vs. SIUE	W, 68-65		3-7
D30	Little Rock	W, 48-44		4-7
J4	*Indiana State	W, 71-58		5-7, 1-0
J6	*Evansville	W, 88-66		6-7, 2-0
J13	*So. Illinois	W, 66-51		7-7, 3-0
J18	*at Bradley	W, 68-56		8-7, 4-0
J20	*at Illinois State	W, 59-47		9-7, 5-0
J25	*Loyola	W, 84-49		10-7, 6-0
J27	*Valparaiso	W, 108-63		11-7, 7-0
F1	*at Drake	W, 85-79		12-7, 8-0
F3	*at Northern Iowa	W, 63-58		13-7, 9-0
F8	*at So. Illinois	W, 70-58		14-7, 10-0
F15	*Illinois State	L, 60-56		14-8, 10-1
F17	*Bradley	W, 82-60		15-8, 11-1
F22	*at Valparaiso	Valparaiso, Ind.	ESPN+	7 PM
F24	*at Loyola	Chicago, Ill.	ESPN+	1 PM
M1	*Northern Iowa	Springfield, Mo.	ESPN+	7 PM
M3	*Drake	Springfield, Mo.	KOZL-TV	2 PM
M7	*at Evansville	Evansville, Ind.	ESPN+	6 PM
M9	*at Indiana State	Terre Haute, Ind.	KOZL-TV	1 PM

MVC Tournament

M14-17 Moline, Ill. ESPN+

*MVC Games; Times are CST (unless noted) and subject to change

UNI (15-9, 8-4 MVC)

Injury Issues

Injuries have been devastating to the Panthers this season. Preseason All-Conference honoree Megan Maahs is out for the year with a leg injury and Ellie Howell, Mikaela Morgan, Rose Simon-Ressler, Alyssa Iverson and Kam Finley have all missed at least one game with an injury. Karli Rucker is the only UNI starter to start every panther game this season.



Raising Money for Cancer Research

Tanya Warren is hoping her players make her pay up! Coach Warren is donating \$25 for cancer research for every made three-pointer in Sunday's pink game. The Panthers average 7.25 made three pointers a game. UNI's season high is 15 made threes against Marquette.

Date	Opponent	Location	TV	Time
Preseason WNIT				
N9	Delaware	W, 79-67		1-0
N11	at #19 Marquette	L, 102-61		1-1
N18	at N. Illinois	L, 70-59		1-2
N20	Creighton	W, 65-55		2-2
Long Beach State Tournament				
N23	at Long Beach St.	W, 71-64		3-2
N24	vs. Boise State	L, 61-60		3-3
N30	at IUPUI	W, 53-40		4-3
D4	North Dakota	W, 64-60		5-3
D16	at #16 Iowa	L, 83-57		5-4
D19	Minnesota State	W, 73-56		6-4
D21	Omaha	W, 79-50		7-4
D29	at Kansas State	L, 72-62		7-5
J4	*at Illinois State	L, 66-64		7-6, 0-1
J6	*at Bradley	W, 81-78 (OT)		8-6, 1-1
J11	*Valparaiso	W, 71-52		9-6, 2-1
J13	*Loyola	W, 64-52		10-6, 3-1
J18	*Drake	L, 88-64		10-7, 3-2
J25	*at Evansville	W, 74-46		11-7, 4-2
J27	*at Indiana State	W, 71-51		12-7, 5-2
F1	*So. Illinois	W, 65-53		13-7, 6-2
F3	*Missouri State	L, 63-58		13-8, 6-3
F8	*at Loyola	W, 71-65		14-8, 7-3
F10	*at Valparaiso	W, 64-56		15-8, 8-3
F15	*at Drake	L, 76-61		15-9, 8-4
F22	*Indiana State	Cedar Falls, Iowa	ESPN3	7 PM
F24	*Evansville	Cedar Falls, Iowa	ESPN+	2 PM
M1	*at Missouri State	Springfield, Mo.	ESPN+	7 PM
M3	*at So. Illinois	Carbondale, Ill.	ESPN+	2 PM
M7	*Bradley	Cedar Falls, Iowa	ESPN+	7 PM
M9	*Illinois State	Cedar Falls, Iowa	ESPN+	2 PM

MVC Tournament

M14-17 Moline, Ill. ESPN+

*MVC Games; Times are CST (unless noted) and subject to change

SOUTHERN ILLINOIS (11-12, 4-8 MVC)

Switching Things Up

Lauren Hartman made her first start in over two years (last- 2/12/17) in the win over Bradley Friday night and finished two points shy of her first career double-double. Hartman set and/or tied season-bests in minutes (21), rebounds (12), offensive rebounds (4), defensive rebounds (8), blocks (2) and points (8). She also tied and/or set career-bests in field goals (3), field goal attempts (9), three-pointers made (1), and offensive boards (4). Meanwhile, Hartman's 12 boards were the most for her since she snagged 12 at SIUE on Nov. 23, 2016.



Two Is Better Than One

Lauren Hartman (12) and Nicole Martin (10) each snagged double-digit rebounds in the win over Bradley on Friday, which marked the first time since Nov. 17, 2016 vs. Murray State that Southern has had two players with 10-plus boards. SIU as a team grabbed a season-high 50 boards- its most since recording 52 vs. Missouri State on Jan. 26, 2018.

Getting Closer

Nicole Martin scored in double figures in back-to-back games this past weekend to inch closer to becoming the seventh-active Missouri Valley Conference player to join the 1,000 career points club. Martin sits at 932 career points and would become the 26th Saluki to reach 1,000 career points and just the ninth to do so during their junior season.

Date	Opponent	Location	TV	Time
N9	at UT-Martin	L, 95-94		0-1
N14	SEMO	W, 60-40		1-1
N17	Marshall	W, 58-49		2-1
N20	at W. Kentucky	L, 83-76		2-2

South Point Thanksgiving Shootout

N23	vs. Hartford	W, 72-50		3-2
N24	vs. #19 Arizona St.	L, 82-38		3-3

N29	at Saint Louis	L, 62-58		3-4
-----	----------------	----------	--	-----

D7	Northern Illinois	W, 82-73		4-4
D8	Eastern Illinois	W, 73-59		5-4
D18	at Murray State	W, 65-59		6-4
D21	IUPUI	W, 78-73 (OT)		7-4

J4	*Evansville	W, 67-47		8-4, 1-0
J6	*Indiana State	L, 61-58		8-5, 1-1
J13	*at Missouri State	L, 66-51		8-6, 1-2
J18	*at Illinois State	L, 60-52		8-7, 1-3
J20	*at Bradley	L, 58-53 (OT)		8-8, 1-4
J25	*Valparaiso	W, 87-65		9-8, 2-4
J27	*Loyola	W, 74-63		10-8, 3-4

F1	*at Northern Iowa	L, 65-53		10-9, 3-5
F3	*at Drake	L, 94-66		10-10, 3-6
F8	*Missouri State	L, 70-58		10-11, 3-7
F15	*Bradley	W, 62-55		11-11, 4-7
F17	*Illinois State	L, 68-66		11-12, 4-8

F22	*at Loyola	Chicago, Ill.	ESPN3	7 PM
F24	*at Valparaiso	Valparaiso, Ind.	ESPN3	1 PM

M1	*Drake	Carbondale, Ill.	ESPN+	6 PM
M3	*Northern Iowa	Carbondale, Ill.	ESPN+	2 PM
M7	*at Indiana State	Terre Haute, Ind.	ESPN+	6 PM
M9	*at Evansville	Evansville, Ind.	ESPN+	1 PM

MVC Tournament

M14-17	Moline, Ill.	ESPN+		
--------	--------------	-------	--	--

*MVC Games; Times are CST (unless noted) and subject to change

VALPARAISO (6-19, 2-11 MVC)

Charity Stripe Streak

Grace Hales saw her streak of consecutive made free throws come to an end on Feb. 17 at Indiana State as she had made 26 straight before finally misfiring. The streak dated all the way back to the conference opener on Jan. 6 at Loyola and included 11 consecutive games without a missed free throw. Hales had a similar stretch two years ago as a freshman, making 21 in a row at the charity stripe – a streak that spanned December, January and February.



Record Watch Reaches Red Alert

Valpo enters Friday's game against Missouri State with 217 made 3-pointers this season. That number is already third in program history with the 2007-08 and 1991-92 seasons tied for the program record at 224. In related news, Valpo has 645 3-point attempts this season, already tied for the third most in program history. The 2015-16 season is second at 664, while the 1991-92 campaign has the program record at 676. Valpo is also 22 made 3s away from cracking the Top 15 in MVC history for made 3s in a season.

Leading Into the Locker Room

If games were only 20 minutes in length, Valpo would own a 13-11 record (with one tie) through 25 contests this season. However, Valpo has held on to win just six of those 13 games and has not come from behind to win when trailing at the half yet this year (0-11). Valpo's last victory when chasing at halftime was Feb. 11, 2018 at Loyola, a 63-53 win.

Date	Opponent	Location	TV	Time
N7	at UIC	L, 75-65		0-1
N11	North Dakota	L, 62-56		0-2
N14	at Illinois	L, 73-54		0-3

Morehead State Tournament

N16	at Morehead St.	L, 68-62		0-4
N17	vs. St. Francis (NY)	W, 78-76		1-4

N26	Toledo	L, 65-59		1-5
-----	--------	----------	--	-----

N29	at Chicago State	W, 76-70		2-5
-----	------------------	----------	--	-----

D2	Eastern Illinois	W, 62-60		3-5
D8	Miami (OH)	L, 68-47		3-6
D16	North Dakota St.	L, 51-48		3-7
D19	at Purdue Ft. Wayne	W, 68-64		4-7
D21	Bowling Green	L, 79-72		4-8

J6	*at Loyola	L, 80-54		4-9, 0-1
J11	*at Northern Iowa	L, 71-52		4-10, 0-2
J13	*at Drake	L, 84-53		4-11, 0-3
J18	*Indiana State	L, 86-82 (OT)		4-12, 0-4
J20	*Evansville	W, 93-49		5-12, 1-4
J25	*at So. Illinois	L, 87-65		5-13, 1-5
J27	*at Missouri State	L, 108-63		5-14, 1-6

F1	*Bradley	W, 76-73		6-14, 2-6
F3	*Illinois State	L, 70-67		6-15, 2-7
F8	*Drake	L, 88-62		6-16, 2-8
F10	*Northern Iowa	L, 64-56		6-17, 2-9
F15	*at Evansville	L, 77-65		6-18, 2-10
F17	*at Indiana State	L, 67-59		6-19, 2-11

F22	*Missouri State	Valparaiso, Ind.	ESPN+	7 PM
F24	*So. Illinois	Valparaiso, Ind.	ESPN3	1 PM

F28	*at Bradley	Peoria, Ill.	ESPN+	7 PM
-----	-------------	--------------	-------	------

M3	*at Illinois State	Normal, Ill.	ESPN+	2 PM
M9	*Loyola	Valparaiso, Ind.	ESPN+	1 PM

MVC Tournament

M14-17	Moline, Ill.	ESPN+		
--------	--------------	-------	--	--

*MVC Games; Times are CST (unless noted) and subject to change



2018-19 Missouri Valley Conference
CONFERENCE BASKETBALL STATISTICS
Through games of Feb 19, 2019 (All games)



SCORING OFFENSE	G	W-L	Pts	Avg/G
1. Drake	24	19-5	1946	81.1
2. Missouri State	23	15-8	1657	72.0
3. Bradley	24	17-7	1715	71.5
4. Northern Iowa	24	15-9	1591	66.3
5. Southern Illinois	23	11-12	1501	65.3
6. Valparaiso	25	6-19	1594	63.8
7. Loyola	24	12-12	1506	62.8
8. Illinois State	24	15-9	1502	62.6
9. Indiana State	24	11-13	1487	62.0
10. Evansville	24	3-21	1368	57.0

SCORING DEFENSE	G	Pts	Avg/G
1. Illinois State	24	1466	61.1
2. Northern Iowa	24	1526	63.6
3. Indiana State	24	1532	63.8
4. Missouri State	23	1479	64.3
5. Loyola	24	1547	64.5
6. Southern Illinois	23	1497	65.1
7. Bradley	24	1573	65.5
8. Drake	24	1618	67.4
9. Evansville	24	1738	72.4
10. Valparaiso	25	1815	72.6

SCORING MARGIN	G	Offense	Defense	Margin
1. Drake	24	81.1	67.4	+13.7
2. Missouri State	23	72.0	64.3	+7.7
3. Bradley	24	71.5	65.5	+5.9
4. Northern Iowa	24	66.3	63.6	+2.7
5. Illinois State	24	62.6	61.1	+1.5
6. Southern Illinois	23	65.3	65.1	+0.2
7. Loyola	24	62.8	64.5	-1.7
8. Indiana State	24	62.0	63.8	-1.9
9. Valparaiso	25	63.8	72.6	-8.8
10. Evansville	24	57.0	72.4	-15.4

FREE THROW PCT	G	FTM	FTA	Pct.
1. Evansville	24	278	362	.768
2. Loyola	24	278	363	.766
3. Northern Iowa	24	287	379	.757
4. Drake	24	335	452	.741
5. Bradley	24	368	517	.712
6. Illinois State	24	343	488	.703
7. Indiana State	24	312	449	.695
8. Valparaiso	25	309	446	.693
9. Missouri State	23	336	497	.676
10. Southern Illinois	23	256	403	.635

FIELD GOAL PERCENTAGE	G	FGM	FGA	Pct.
1. Drake	24	700	1473	.475
2. Illinois State	24	525	1238	.424
3. Missouri State	23	614	1448	.424
4. Loyola	24	547	1290	.424
5. Northern Iowa	24	565	1385	.408
6. Southern Illinois	23	552	1369	.403
7. Bradley	24	598	1514	.395
8. Valparaiso	25	533	1376	.387
9. Indiana State	24	516	1364	.378
10. Evansville	24	471	1344	.350

FIELD GOAL PCT DEFENSE	G	FGM	FGA	Pct.
1. Illinois State	24	516	1351	.382
2. Bradley	24	565	1471	.384
3. Drake	24	597	1531	.390
4. Loyola	24	575	1453	.396
5. Northern Iowa	24	560	1406	.398
6. Southern Illinois	23	507	1233	.411
7. Missouri State	23	549	1330	.413
8. Evansville	24	646	1499	.431
9. Indiana State	24	546	1226	.445
10. Valparaiso	25	639	1382	.462

3-POINT FG PCT	G	3FGM	3FGA	Pct.
1. Drake	24	211	593	.356
2. Loyola	24	134	391	.343
3. Valparaiso	25	217	645	.336
4. Indiana State	24	143	430	.333
5. Bradley	24	151	470	.321
6. Southern Illinois	23	141	449	.314
7. Missouri State	23	93	303	.307
8. Illinois State	24	109	361	.302
9. Northern Iowa	24	174	579	.301
10. Evansville	24	148	526	.281

3-POINT FG PCT DEFENSE	G	3FGM	3FGA	Pct.
1. Drake	24	175	615	.285
2. Bradley	24	121	412	.294
3. Missouri State	23	131	443	.296
4. Illinois State	24	152	508	.299
5. Northern Iowa	24	132	423	.312
6. Evansville	24	158	499	.317
7. Loyola	24	153	471	.325
8. Valparaiso	25	153	458	.334
9. Southern Illinois	23	129	361	.357
10. Indiana State	24	124	345	.359

REBOUNDING OFFENSE	G	Rebounds	Avg/G
1. Bradley	24	1011	42.1
2. Missouri State	23	934	40.6
3. Drake	24	945	39.4
4. Northern Iowa	24	902	37.6
5. Southern Illinois	23	856	37.2
6. Illinois State	24	886	36.9
7. Loyola	24	861	35.9
8. Indiana State	24	804	33.5
9. Evansville	24	765	31.9
10. Valparaiso	25	756	30.2

REBOUNDING DEFENSE	G	Rebounds	Avg/G
1. Illinois State	24	757	31.5
2. Missouri State	23	768	33.4
3. Drake	24	838	34.9
4. Northern Iowa	24	842	35.1
5. Southern Illinois	23	807	35.1
6. Loyola	24	843	35.1
7. Indiana State	24	844	35.2
8. Valparaiso	25	966	38.6
9. Bradley	24	938	39.1
10. Evansville	24	1058	44.1



2018-19 Missouri Valley Conference
CONFERENCE BASKETBALL STATISTICS
Through games of Feb 19, 2019 (All games)



REBOUNDING MARGIN	G	Team	Avg.	Opp.	Avg.	Margin
1. Missouri State	23	934	40.6	768	33.4	+7.2
2. Illinois State	24	886	36.9	757	31.5	+5.4
3. Drake	24	945	39.4	838	34.9	+4.5
4. Bradley	24	1011	42.1	938	39.1	+3.0
5. Northern Iowa	24	902	37.6	842	35.1	+2.5
6. Southern Illinois	23	856	37.2	807	35.1	+2.1
7. Loyola	24	861	35.9	843	35.1	+0.8
8. Indiana State	24	804	33.5	844	35.2	-1.7
9. Valparaiso	25	756	30.2	966	38.6	-8.4
10. Evansville	24	765	31.9	1058	44.1	-12.2

ASSISTS	G	No.	Avg/G
1. Drake	24	533	22.2
2. Southern Illinois	23	353	15.3
3. Bradley	24	339	14.1
4. Northern Iowa	24	317	13.2
5. Loyola	24	312	13.0
6. Missouri State	23	272	11.8
7. Valparaiso	25	293	11.7
8. Indiana State	24	267	11.1
9. Illinois State	24	265	11.0
10. Evansville	24	251	10.5

TURNOVER MARGIN	G	Team	Avg.	Opp.	Avg.	Margin
1. Missouri State	23	334	14.5	399	17.3	+2.8
2. Indiana State	24	441	18.4	491	20.5	+2.1
3. Bradley	24	368	15.3	407	17.0	+1.6
4. Southern Illinois	23	364	15.8	381	16.6	+0.7
5. Valparaiso	25	406	16.2	418	16.7	+0.5
6. Drake	24	407	17.0	397	16.5	-0.4
7. Northern Iowa	24	390	16.3	365	15.2	-1.0
8. Evansville	24	339	14.1	304	12.7	-1.5
9. Illinois State	24	388	16.2	312	13.0	-3.2
10. Loyola	24	387	16.1	305	12.7	-3.4

OFFENSIVE REBOUNDS	G	No.	Avg/G
1. Missouri State	23	325	14.1
2. Bradley	24	334	13.9
3. Southern Illinois	23	302	13.1
4. Indiana State	24	275	11.5
5. Northern Iowa	24	274	11.4
6. Drake	24	270	11.3
7. Illinois State	24	242	10.1
8. Valparaiso	25	211	8.4
9. Evansville	24	174	7.3
10. Loyola	24	156	6.5

DEFENSIVE REB PCT.	G	D-Reb	Opp. OR	D-Reb%
1. Loyola	24	705	219	.763
2. Illinois State	24	644	223	.743
3. Missouri State	23	609	214	.740
4. Indiana State	24	529	216	.710
5. Southern Illinois	23	554	228	.708
6. Northern Iowa	24	628	263	.705
7. Drake	24	675	285	.703
8. Bradley	24	677	291	.699
9. Valparaiso	25	545	282	.659
10. Evansville	24	591	329	.642

BLOCKED SHOTS	G	No.	Avg/G
1. Bradley	24	107	4.5
2. Loyola	24	87	3.6
3. Missouri State	23	75	3.3
4. Southern Illinois	23	74	3.2
5. Northern Iowa	24	75	3.1
6. Drake	24	65	2.7
7. Evansville	24	61	2.5
8. Illinois State	24	56	2.3
9. Valparaiso	25	53	2.1
10. Indiana State	24	46	1.9

STEALS	G	No.	Avg/G
1. Indiana State	24	233	9.7
2. Valparaiso	25	227	9.1
3. Drake	24	214	8.9
4. Missouri State	23	197	8.6
5. Southern Illinois	23	181	7.9
6. Bradley	24	185	7.7
7. Northern Iowa	24	163	6.8
8. Evansville	24	137	5.7
9. Illinois State	24	136	5.7
10. Loyola	24	103	4.3

ASSIST/TURNOVER RATIO	G	Ast.	Avg.	T/O	Avg.	Ratio
1. Drake	24	533	22.2	407	17.0	1.3
2. Southern Illinois	23	353	15.3	364	15.8	1.0
3. Bradley	24	339	14.1	368	15.3	0.9
4. Missouri State	23	272	11.8	334	14.5	0.8
5. Northern Iowa	24	317	13.2	390	16.3	0.8
6. Loyola	24	312	13.0	387	16.1	0.8
7. Evansville	24	251	10.5	339	14.1	0.7
8. Valparaiso	25	293	11.7	406	16.2	0.7
9. Illinois State	24	265	11.0	388	16.2	0.7
10. Indiana State	24	267	11.1	441	18.4	0.6

DEFENSIVE REBOUNDS	G	No.	Avg/G
1. Loyola	24	705	29.4
2. Bradley	24	677	28.2
3. Drake	24	675	28.1
4. Illinois State	24	644	26.8
5. Missouri State	23	609	26.5
6. Northern Iowa	24	628	26.2
7. Evansville	24	591	24.6
8. Southern Illinois	23	554	24.1
9. Indiana State	24	529	22.0
10. Valparaiso	25	545	21.8

OFFENSIVE REB PCT.	G	O-Reb	Opp. DR	O-Reb%
1. Missouri State	23	325	554	.370
2. Southern Illinois	23	302	579	.343
3. Bradley	24	334	647	.340
4. Drake	24	270	553	.328
5. Northern Iowa	24	274	579	.321
6. Illinois State	24	242	534	.312
7. Indiana State	24	275	628	.305
8. Valparaiso	25	211	684	.236
9. Loyola	24	156	624	.200
10. Evansville	24	174	729	.193



2018-19 Missouri Valley Conference
CONFERENCE BASKETBALL STATISTICS
Through games of Feb 19, 2019 (All games)



3-POINT FG MADE	G	No.	Avg/G
1. Drake	24	211	8.8
2. Valparaiso	25	217	8.7
3. Northern Iowa	24	174	7.3
4. Bradley	24	151	6.3
5. Evansville	24	148	6.2
6. Southern Illinois	23	141	6.1
7. Indiana State	24	143	6.0
8. Loyola	24	134	5.6
9. Illinois State	24	109	4.5
10. Missouri State	23	93	4.0



2018-19 Missouri Valley Conference
CONFERENCE BASKETBALL STATISTICS
Through games of Feb 19, 2019 (All games)



Team	Conference	Pct.	PF	PA	Overall	Pct.	PF	PA	Current unbeaten streak
Drake	11-1	.917	81.9	62.3	19-5	.792	81.1	67.4	Illinois State -- 5
Missouri State	11-1	.917	75.0	58.8	15-8	.652	72.0	64.3	Drake -- 4
Northern Iowa	8-4	.667	67.3	62.2	15-9	.625	66.3	63.6	Loyola -- 2
Illinois State	8-5	.615	64.5	64.3	15-9	.625	62.6	61.1	Missouri State -- 1
Bradley	7-6	.538	68.4	68.8	17-7	.708	71.5	65.5	Indiana State -- 1
Loyola	6-7	.462	59.5	63.4	12-12	.500	62.8	64.5	
Indiana State	5-8	.385	62.4	64.9	11-13	.458	62.0	63.8	
Southern Illinois	4-8	.333	62.2	64.3	11-12	.478	65.3	65.1	
Valparaiso	2-11	.154	65.2	77.2	6-19	.240	63.8	72.6	
Evansville	1-12	.077	58.4	75.6	3-21	.125	57.0	72.4	

TEAM SUMMARIES	G	PF-PA	Avg score	Margin	FG-FGA	Pct.	3FG-FGA	Pct.	FT-FTA	Pct.	RebF	RebA	Margin
Bradley	24	1715-1573	71.5-65.5	+5.9	598-1514	.395	151-470	.321	368-517	.712	1011	938	+3.0
Drake	24	1946-1618	81.1-67.4	+13.7	700-1473	.475	211-593	.356	335-452	.741	945	838	+4.5
Evansville	24	1368-1738	57.0-72.4	-15.4	471-1344	.350	148-526	.281	278-362	.768	765	1058	-12.2
Illinois State	24	1502-1466	62.6-61.1	+1.5	525-1238	.424	109-361	.302	343-488	.703	886	757	+5.4
Indiana State	24	1487-1532	62.0-63.8	-1.9	516-1364	.378	143-430	.333	312-449	.695	804	844	-1.7
Loyola	24	1506-1547	62.8-64.5	-1.7	547-1290	.424	134-391	.343	278-363	.766	861	843	+0.8
Missouri State	23	1657-1479	72.0-64.3	+7.7	614-1448	.424	93-303	.307	336-497	.676	934	768	+7.2
Northern Iowa	24	1591-1526	66.3-63.6	+2.7	565-1385	.408	174-579	.301	287-379	.757	902	842	+2.5
Southern Illinois	23	1501-1497	65.3-65.1	+0.2	552-1369	.403	141-449	.314	256-403	.635	856	807	+2.1
Valparaiso	25	1594-1815	63.8-72.6	-8.8	533-1376	.387	217-645	.336	309-446	.693	756	966	-8.4

ATTENDANCE	Home	Average	Away	Average	Neutral	Average	Total	Average
Bradley	12-9333	778	11-13563	1233	1-0	0	24-22896	954
Drake	9-36086	4010	12-23608	1967	3-3405	1135	24-63099	2629
Evansville	12-3569	297	12-12292	1024	0-0	0	24-15861	661
Illinois State	12-11216	935	12-9331	778	0-0	0	24-20547	856
Indiana State	9-13815	1535	14-9897	707	1-167	167	24-23879	995
Loyola	13-8557	658	11-21778	1980	0-0	0	24-30335	1264
Missouri State	11-23393	2127	10-17414	1741	2-696	348	23-41503	1804
Northern Iowa	10-12501	1250	13-20092	1546	1-0	0	24-32593	1358
Southern Illinois	12-7559	630	9-14707	1634	2-0	0	23-22266	968
Valparaiso	12-5520	460	12-12935	1078	1-100	100	25-18555	742
Totals	112-131549	1175	116-155617	1342	11-4368	397	239-291534	1220



2018-19 Missouri Valley Conference
INDIVIDUAL BASKETBALL STATISTICS
Through games of Feb 19, 2019 (All games)



To be ranked, a player must appear in at least 75.0% of their team's games.

SCORING								REBOUNDING							
	Cl	G	FG	3FG	FT	Pts	Avg/G		Cl	G	Off	Def	Total	Avg/G	
1. HITTNER,BECCA-DU	Jr	24	158	56	102	474	19.8	1. Brackmann, Chelsea-BRAD	Jr	24	81	180	261	10.9	
2. RHINE,SARA-DU	Jr	24	175	16	98	464	19.3	2. RHINE,SARA-DU	Jr	24	44	157	201	8.4	
3. Goods, Simone-ILS	Sr	24	153	1	116	423	17.6	3. Brockmeyer,Abby-SIU	So	23	60	120	180	7.8	
4. Maggett, Tete-ILS	Jr	24	129	45	86	389	16.2	4. Gasper, Kerri-UE	Sr	23	29	145	174	7.6	
5. Haack, Gabi-BRAD	So	24	107	62	100	376	15.7	5. Goods, Simone-ILS	Sr	24	54	126	180	7.5	
6. Martin,Nicole-SIU	Jr	23	139	2	60	340	14.8	6. O'Connor, Abby-LUC	So	24	20	156	176	7.3	
7. Rucker, Karli-UNI	So	24	127	33	63	350	14.6	7. Franklin,Jasmine-MSU	Fr	23	55	111	166	7.2	
8. Silvey,Makenzie-SIU	So	23	122	55	35	334	14.5	8. Martin,Nicole-SIU	Jr	23	54	104	158	6.9	
9. O'Connor, Abby-LUC	So	24	118	39	57	332	13.8	9. Stoller, Addison-Valpo	So	25	64	98	162	6.5	
10. O'Neal, Ashli-INS	Jr	24	100	33	82	315	13.1	10. Wentland, Regan-INS	Sr	24	42	90	132	5.5	
11. Petree, Lasha-BRAD	Fr	24	111	45	47	314	13.1	Wallace, Tiara-LUC	Jr	24	14	118	132	5.5	
12. Gitzen,Danielle-MSU	Sr	23	109	13	64	295	12.8	12. Haack, Gabi-BRAD	So	24	37	91	128	5.3	
13. Brackmann, Chelsea-BRAD	Jr	24	118	0	71	307	12.8	13. Day, Allison-LUC	Fr	24	30	97	127	5.3	
14. Hamlet, Meredith-Valpo	Sr	25	102	45	65	314	12.6	14. Battle, Ty-INS	So	24	51	73	124	5.2	
15. Willard,Alexa-MSU	Jr	23	111	20	41	283	12.3	15. HITTNER,BECCA-DU	Jr	24	24	93	117	4.9	
16. Stoller, Addison-Valpo	So	25	102	14	74	292	11.7	Livingston, Viria-ILS	Sr	24	47	70	117	4.9	
17. Gonzales, Janae-LUC	Fr	23	91	55	26	263	11.4	17. Gunnels, Bre-UNI	So	24	22	94	116	4.8	
18. Gasper, Kerri-UE	Sr	23	84	29	65	262	11.4	Maggett, Tete-ILS	Jr	24	12	104	116	4.8	
19. Lee, Tamara-INS	Sr	24	81	45	56	263	11.0	19. White, Nyjah-BRAD	So	24	29	85	114	4.8	
20. Rice, Ellie-LUC	So	24	87	21	67	262	10.9	20. Hillyard, Heidi-UNI	Jr	24	24	89	113	4.7	
21. Hales, Grace-Valpo	Jr	25	91	36	49	267	10.7								
22. Howell, Ellie-UNI	Sr	21	79	28	36	222	10.6								
23. Calip,Brice-MSU	So	23	78	6	77	239	10.4								
24. Miller, Marley-UE	Jr	24	90	48	19	247	10.3								
25. Brockmeyer,Abby-SIU	So	23	84	11	52	231	10.0								
26. DEAN,MADDY-DU	Sr	24	85	43	28	241	10.0								
27. Franklin,Jasmine-MSU	Fr	23	83	0	50	216	9.4								
28. BACHRODT,SAMMIE-DU	Sr	24	78	46	22	224	9.3								
29. Morgan, Mikaela-UNI	Sr	22	63	28	46	200	9.1								
30. Nelson,Kristen-SIU	Jr	23	70	29	27	196	8.5								

FIELD GOAL PCT						ASSISTS			
	Cl	G	FGM	FGA	Pct.		Cl	G	No. Avg/G
1. RHINE,SARA-DU	Jr	24	175	289	.606	1. Patrick,Brittney-SIU	Jr	23	113 4.9
2. Franklin,Jasmine-MSU	Fr	23	83	146	.568	2. Rucker, Karli-UNI	So	24	97 4.0
3. Goods, Simone-ILS	Sr	24	153	282	.543	3. Wallace, Tiara-LUC	Jr	24	91 3.8
4. Martin,Nicole-SIU	Jr	23	139	259	.537	4. MONAHAN,MADDIE-DU	So	24	87 3.6
5. Brackmann, Chelsea-BRAD	Jr	24	118	228	.518	5. BACHRODT,SAMMIE-DU	Sr	24	83 3.5
6. HITTNER,BECCA-DU	Jr	24	158	326	.485	6. ROSE,BRENNI-DU	Jr	24	79 3.3
7. Day, Allison-LUC	Fr	24	77	159	.484	7. DEAN,MADDY-DU	Sr	24	75 3.1
8. Rucker, Karli-UNI	So	24	127	286	.444	8. Gitzen,Danielle-MSU	Sr	23	71 3.1
9. DEAN,MADDY-DU	Sr	24	85	192	.443	9. Frederick, Shay-Valpo	Fr	25	77 3.1
10. Gitzen,Danielle-MSU	Sr	23	109	248	.440	10. Schaub, Hannah-Valpo	Jr	19	52 2.7
11. White, Nyjah-BRAD	So	24	80	185	.432	11. Wallace, Makayla-UE	Fr	24	64 2.7
12. Hales, Grace-Valpo	Jr	25	91	211	.431	12. Maggett, Tete-ILS	Jr	24	62 2.6
13. O'Connor, Abby-LUC	So	24	118	275	.429	13. Silvey,Makenzie-SIU	So	23	59 2.6
14. Stoller, Addison-Valpo	So	25	102	239	.427	14. Rice, Ellie-LUC	So	24	61 2.5
15. Gonzales, Janae-LUC	Fr	23	91	218	.417	15. MILLER,NICOLE-DU	Sr	24	60 2.5
						White, Nyjah-BRAD	So	24	60 2.5



2018-19 Missouri Valley Conference
INDIVIDUAL BASKETBALL STATISTICS
Through games of Feb 19, 2019 (All games)



FREE THROW PCT		CI	G	FTM	FTA	Pct.
1.	O'Connor, Abby-LUC	So	24	57	64	.891
2.	Gasper, Kerri-UE	Sr	23	65	74	.878
3.	Haack, Gabi-BRAD	So	24	100	115	.870
4.	Rucker, Karli-UNI	So	24	63	77	.818
5.	HITTNER,BECCA-DU	Jr	24	102	126	.810
6.	Rice, Ellie-LUC	So	24	67	83	.807
7.	Maggett, Tete-ILS	Jr	24	86	107	.804
8.	Lee, Tamara-INS	Sr	24	56	70	.800
9.	Morgan, Mikaela-UNI	Sr	22	46	58	.793
10.	Gitzen,Danielle-MSU	Sr	23	64	81	.790
11.	RHINE,SARA-DU	Jr	24	98	125	.784
12.	O'Neal, Ashli-INS	Jr	24	82	106	.774
13.	Hamlet, Meredith-Valpo	Sr	25	65	85	.765
14.	Wallace, Tiara-LUC	Jr	24	54	73	.740
15.	Goods, Simone-ILS	Sr	24	116	157	.739

3-POINT FG PCT		CI	G	3FG	FGA	Pct.
1.	MILLER,NICOLE-DU	Sr	24	25	58	.431
2.	HITTNER,BECCA-DU	Jr	24	56	131	.427
3.	O'Connor, Abby-LUC	So	24	39	93	.419
4.	DEAN,MADDY-DU	Sr	24	43	106	.406
5.	Lee, Tamara-INS	Sr	24	45	117	.385
	Ellenson, Ella-Valpo	So	25	25	65	.385
7.	Haack, Gabi-BRAD	So	24	62	163	.380
8.	Hales, Grace-Valpo	Jr	25	36	96	.375
	O'Neal, Ashli-INS	Jr	24	33	88	.375
10.	Rucker, Karli-UNI	So	24	33	91	.363
11.	Gonzales, Janae-LUC	Fr	23	55	152	.362
12.	BACHRODT,SAMMIE-DU	Sr	24	46	128	.359
13.	Miller, Marley-UE	Jr	24	48	134	.358
14.	Nelson,Kristen-SIU	Jr	23	29	81	.358
15.	Petree, Lasha-BRAD	Fr	24	45	128	.352

BLOCKED SHOTS		CI	G	No.	Avg/G
1.	O'Connor, Abby-LUC	So	24	32	1.3
2.	Coffman, Kaylan-UE	Jr	24	31	1.3
3.	Franklin,Jasmine-MSU	Fr	23	29	1.3
4.	Ellenson, Ella-Valpo	So	25	31	1.2
5.	Brockmeyer,Abby-SIU	So	23	27	1.2
6.	Goods, Simone-ILS	Sr	24	28	1.2
7.	Petree, Lasha-BRAD	Fr	24	25	1.0
	Brackmann, Chelsea-BRAD	Jr	24	25	1.0
9.	White, Nyjah-BRAD	So	24	19	0.8
10.	Day, Allison-LUC	Fr	24	18	0.8
11.	Gartner,Emily-MSU	So	22	16	0.7
12.	Hagen, Taylor-UNI	Sr	24	16	0.7
	Battle, Ty-INS	So	24	16	0.7
14.	Gunnels, Bre-UNI	So	24	15	0.6
15.	Wallace, Tiara-LUC	Jr	24	13	0.5

	STEALS	CI	G	No.	Avg/G
1.	O'Neal, Ashli-INS	Jr	24	62	2.6
2.	BACHRODT,SAMMIE-DU	Sr	24	51	2.1
3.	Stoller, Addison-Valpo	So	25	52	2.1
4.	Wallace, Makayla-UE	Fr	24	47	2.0
5.	Patrick,Brittney-SIU	Jr	23	42	1.8
6.	Silvey,Makenzie-SIU	So	23	40	1.7
7.	Wallace, Tiara-LUC	Jr	24	41	1.7
8.	Petree, Lasha-BRAD	Fr	24	40	1.7
	Wentland, Regan-INS	Sr	24	40	1.7
10.	Gitzen,Danielle-MSU	Sr	23	38	1.7
11.	Frederick, Shay-Valpo	Fr	25	39	1.6
12.	Brackmann, Chelsea-BRAD	Jr	24	36	1.5
13.	Schaub, Hannah-Valpo	Jr	19	27	1.4
14.	Howell, Ellie-UNI	Sr	21	28	1.3
15.	Nelson,Kristen-SIU	Jr	23	30	1.3

3-POINT FG MADE		CI	G	3FG	Avg/G
1.	Haack, Gabi-BRAD	So	24	62	2.6
2.	Silvey,Makenzie-SIU	So	23	55	2.4
	Gonzales, Janae-LUC	Fr	23	55	2.4
4.	HITTNER,BECCA-DU	Jr	24	56	2.3
5.	Miller, Marley-UE	Jr	24	48	2.0
6.	BACHRODT,SAMMIE-DU	Sr	24	46	1.9
7.	Maggett, Tete-ILS	Jr	24	45	1.9
	Petree, Lasha-BRAD	Fr	24	45	1.9
	Lee, Tamara-INS	Sr	24	45	1.9
10.	Hamlet, Meredith-Valpo	Sr	25	45	1.8
11.	DEAN,MADDY-DU	Sr	24	43	1.8
12.	O'Connor, Abby-LUC	So	24	39	1.6
13.	Frederick, Shay-Valpo	Fr	25	38	1.5
14.	Delgado, Alexis-INS	Sr	24	36	1.5
15.	Hales, Grace-Valpo	Jr	25	36	1.4

	ASSIST/TURNOVER RATIO	CI	G	Ast.	T/O	Ratio
1.	Patrick,Brittney-SIU	Jr	23	113	53	2.1
2.	Frederick, Shay-Valpo	Fr	25	77	42	1.8
3.	MONAHAN,MADDIE-DU	So	24	87	49	1.8
4.	BACHRODT,SAMMIE-DU	Sr	24	83	48	1.7
5.	ROSE,BRENNI-DU	Jr	24	79	47	1.7
6.	DEAN,MADDY-DU	Sr	24	75	47	1.6
7.	Gitzen,Danielle-MSU	Sr	23	71	55	1.3
8.	Rucker, Karli-UNI	So	24	97	87	1.1
9.	Wallace, Tiara-LUC	Jr	24	91	87	1.0



2018-19 Missouri Valley Conference
INDIVIDUAL BASKETBALL STATISTICS
Through games of Feb 19, 2019 (All games)



OFFENSIVE REBOUNDS	Cl	G	No.	Avg/G
1. Brackmann, Chelsea-BRAD	Jr	24	81	3.4
2. Brockmeyer, Abby-SIU	So	23	60	2.6
3. Stoller, Addison-Valpo	So	25	64	2.6
4. Franklin, Jasmine-MSU	Fr	23	55	2.4
5. Martin, Nicole-SIU	Jr	23	54	2.3
6. Goods, Simone-ILS	Sr	24	54	2.3
7. Battle, Ty-INS	So	24	51	2.1
8. Livingston, Viria-ILS	Sr	24	47	2.0
9. RHINE, SARA-DU	Jr	24	44	1.8
10. Wentland, Regan-INS	Sr	24	42	1.8
11. BURICH, MONICA-DU	Jr	24	39	1.6
12. Morgan, Mikaela-UNI	Sr	22	35	1.6
13. Haack, Gabi-BRAD	So	24	37	1.5
14. Hagen, Taylor-UNI	Sr	24	36	1.5
15. Gartner, Emily-MSU	So	22	31	1.4

DEFENSIVE REBOUNDS	Cl	G	No.	Avg/G
1. Brackmann, Chelsea-BRAD	Jr	24	180	7.5
2. RHINE, SARA-DU	Jr	24	157	6.5
3. O'Connor, Abby-LUC	So	24	156	6.5
4. Gasper, Kerri-UE	Sr	23	145	6.3
5. Goods, Simone-ILS	Sr	24	126	5.3
6. Brockmeyer, Abby-SIU	So	23	120	5.2
7. Wallace, Tiara-LUC	Jr	24	118	4.9
8. Franklin, Jasmine-MSU	Fr	23	111	4.8
9. Martin, Nicole-SIU	Jr	23	104	4.5
10. Maggett, Tete-ILS	Jr	24	104	4.3
11. Rucker, Karli-UNI	So	24	100	4.2
12. Day, Allison-LUC	Fr	24	97	4.0
13. Stoller, Addison-Valpo	So	25	98	3.9
14. Gunnels, Bre-UNI	So	24	94	3.9
15. HITTNER, BECCA-DU	Jr	24	93	3.9

MINUTES PLAYED	Cl	G	No.	Avg/G
1. Gasper, Kerri-UE	Sr	23	793	34.5
2. Rice, Ellie-LUC	So	24	822	34.2
3. Maggett, Tete-ILS	Jr	24	817	34.0
4. Haack, Gabi-BRAD	So	24	793	33.0
5. O'Connor, Abby-LUC	So	24	789	32.9
6. Silvey, Makenzie-SIU	So	23	756	32.9
7. Rucker, Karli-UNI	So	24	788	32.8
8. Patrick, Brittney-SIU	Jr	23	750	32.6
9. Wentland, Regan-INS	Sr	24	767	32.0
10. Beck, Katrina-ILS	Sr	24	752	31.3
11. Hamlet, Meredith-Valpo	Sr	25	783	31.3
12. Miller, Marley-UE	Jr	24	745	31.0
13. Hales, Grace-Valpo	Jr	25	770	30.8
14. O'Neal, Ashli-INS	Jr	24	732	30.5
15. Gonzales, Janae-LUC	Fr	23	680	29.6
16. Wallace, Tiara-LUC	Jr	24	703	29.3
17. Morgan, Mikaela-UNI	Sr	22	629	28.6
18. Bishop, Brooke-UE	Sr	23	655	28.5
19. Brockmeyer, Abby-SIU	So	23	651	28.3
20. Livingston, Viria-ILS	Sr	24	675	28.1
21. Stoller, Addison-Valpo	So	25	699	28.0
22. Frederick, Shay-Valpo	Fr	25	698	27.9
23. Lee, Tamara-INS	Sr	24	669	27.9
24. Martin, Nicole-SIU	Jr	23	636	27.7
25. Goods, Simone-ILS	Sr	24	659	27.5
26. Brackmann, Chelsea-BRAD	Jr	24	658	27.4
27. Schaub, Hannah-Valpo	Jr	19	520	27.4
28. Howell, Ellie-UNI	Sr	21	567	27.0
29. BACHRODT, SAMMIE-DU	Sr	24	647	27.0
30. Gitzen, Danielle-MSU	Sr	23	617	26.8



2018-19 Missouri Valley Conference
INDIVIDUAL BASKETBALL STATISTICS
Through games of Feb 19, 2019 (All games)



TEAM IDENTIFICATION	Team ID
Bradley	BRAD
Drake	DU
Evansville	UE
Illinois State	ILS
Indiana State	INS
Loyola	LUC
Missouri State	MSU
Northern Iowa	UNI
Southern Illinois	SIU
Valparaiso	VALPO



2018-19 Missouri Valley Conference
CONFERENCE BASKETBALL STATISTICS
Through games of Feb 19, 2019 (Conference games only)



SCORING OFFENSE	G	W-L	Pts	Avg/G
1. Drake	12	11-1	983	81.9
2. Missouri State	12	11-1	900	75.0
3. Bradley	13	7-6	889	68.4
4. Northern Iowa	12	8-4	808	67.3
5. Valparaiso	13	2-11	847	65.2
6. Illinois State	13	8-5	838	64.5
7. Indiana State	13	5-8	811	62.4
8. Southern Illinois	12	4-8	747	62.2
9. Loyola	13	6-7	774	59.5
10. Evansville	13	1-12	759	58.4

SCORING DEFENSE	G	Pts	Avg/G
1. Missouri State	12	705	58.8
2. Northern Iowa	12	746	62.2
3. Drake	12	748	62.3
4. Loyola	13	824	63.4
5. Illinois State	13	836	64.3
6. Southern Illinois	12	772	64.3
7. Indiana State	13	844	64.9
8. Bradley	13	894	68.8
9. Evansville	13	983	75.6
10. Valparaiso	13	1004	77.2

SCORING MARGIN	G	Offense	Defense	Margin
1. Drake	12	81.9	62.3	+19.6
2. Missouri State	12	75.0	58.8	+16.2
3. Northern Iowa	12	67.3	62.2	+5.2
4. Illinois State	13	64.5	64.3	+0.2
5. Bradley	13	68.4	68.8	-0.4
6. Southern Illinois	12	62.2	64.3	-2.1
7. Indiana State	13	62.4	64.9	-2.5
8. Loyola	13	59.5	63.4	-3.8
9. Valparaiso	13	65.2	77.2	-12.1
10. Evansville	13	58.4	75.6	-17.2

FREE THROW PCT	G	FTM	FTA	Pct.
1. Evansville	13	168	221	.760
2. Drake	12	179	236	.758
3. Northern Iowa	12	153	205	.746
4. Illinois State	13	179	244	.734
5. Valparaiso	13	160	219	.731
6. Loyola	13	106	148	.716
7. Bradley	13	197	278	.709
8. Indiana State	13	165	236	.699
9. Missouri State	12	181	275	.658
10. Southern Illinois	12	122	205	.595

FIELD GOAL PERCENTAGE	G	FGM	FGA	Pct.
1. Drake	12	354	746	.475
2. Missouri State	12	337	748	.451
3. Illinois State	13	298	684	.436
4. Northern Iowa	12	284	662	.429
5. Loyola	13	294	695	.423
6. Southern Illinois	12	277	712	.389
7. Valparaiso	13	282	727	.388
8. Bradley	13	305	787	.388
9. Indiana State	13	288	746	.386
10. Evansville	13	260	737	.353

FIELD GOAL PCT DEFENSE	G	FGM	FGA	Pct.
1. Drake	12	268	728	.368
2. Northern Iowa	12	267	702	.380
3. Missouri State	12	263	682	.386
4. Loyola	13	307	786	.391
5. Bradley	13	316	800	.395
6. Illinois State	13	287	726	.395
7. Southern Illinois	12	260	645	.403
8. Evansville	13	361	801	.451
9. Indiana State	13	290	637	.455
10. Valparaiso	13	360	737	.488

3-POINT FG PCT	G	3FGM	3FGA	Pct.
1. Loyola	13	80	215	.372
2. Valparaiso	13	123	352	.349
3. Bradley	13	82	241	.340
4. Drake	12	96	292	.329
5. Indiana State	13	70	213	.329
6. Missouri State	12	45	138	.326
7. Northern Iowa	12	87	276	.315
8. Illinois State	13	63	201	.313
9. Southern Illinois	12	71	247	.287
10. Evansville	13	71	267	.266

3-POINT FG PCT DEFENSE	G	3FGM	3FGA	Pct.
1. Missouri State	12	72	261	.276
2. Drake	12	89	307	.290
3. Northern Iowa	12	68	226	.301
4. Loyola	13	83	260	.319
5. Bradley	13	79	241	.328
6. Evansville	13	92	279	.330
7. Illinois State	13	91	274	.332
8. Southern Illinois	12	56	167	.335
9. Valparaiso	13	86	242	.355
10. Indiana State	13	72	185	.389

REBOUNDING OFFENSE	G	Rebounds	Avg/G
1. Missouri State	12	495	41.2
2. Bradley	13	527	40.5
3. Drake	12	479	39.9
4. Southern Illinois	12	445	37.1
5. Northern Iowa	12	445	37.1
6. Illinois State	13	468	36.0
7. Loyola	13	467	35.9
8. Indiana State	13	414	31.8
9. Evansville	13	390	30.0
10. Valparaiso	13	383	29.5

REBOUNDING DEFENSE	G	Rebounds	Avg/G
1. Illinois State	13	399	30.7
2. Missouri State	12	385	32.1
3. Northern Iowa	12	400	33.3
4. Indiana State	13	440	33.8
5. Drake	12	410	34.2
6. Loyola	13	463	35.6
7. Southern Illinois	12	430	35.8
8. Valparaiso	13	498	38.3
9. Bradley	13	511	39.3
10. Evansville	13	577	44.4



2018-19 Missouri Valley Conference
CONFERENCE BASKETBALL STATISTICS
Through games of Feb 19, 2019 (Conference games only)



REBOUNDING MARGIN	G	Team	Avg.	Opp.	Avg.	Margin
1. Missouri State	12	495	41.2	385	32.1	+9.2
2. Drake	12	479	39.9	410	34.2	+5.8
3. Illinois State	13	468	36.0	399	30.7	+5.3
4. Northern Iowa	12	445	37.1	400	33.3	+3.8
5. Southern Illinois	12	445	37.1	430	35.8	+1.2
6. Bradley	13	527	40.5	511	39.3	+1.2
7. Loyola	13	467	35.9	463	35.6	+0.3
8. Indiana State	13	414	31.8	440	33.8	-2.0
9. Valparaiso	13	383	29.5	498	38.3	-8.8
10. Evansville	13	390	30.0	577	44.4	-14.4

ASSISTS	G	No.	Avg/G
1. Drake	12	268	22.3
2. Southern Illinois	12	177	14.8
3. Northern Iowa	12	159	13.3
4. Bradley	13	167	12.8
5. Loyola	13	160	12.3
6. Valparaiso	13	158	12.2
7. Illinois State	13	151	11.6
8. Missouri State	12	139	11.6
9. Indiana State	13	150	11.5
10. Evansville	13	128	9.8

TURNOVER MARGIN	G	Team	Avg.	Opp.	Avg.	Margin
1. Missouri State	12	162	13.5	228	19.0	+5.5
2. Indiana State	13	217	16.7	250	19.2	+2.5
3. Drake	12	204	17.0	228	19.0	+2.0
4. Southern Illinois	12	176	14.7	179	14.9	+0.2
5. Evansville	13	167	12.8	169	13.0	+0.2
6. Bradley	13	203	15.6	201	15.5	-0.2
7. Valparaiso	13	209	16.1	205	15.8	-0.3
8. Northern Iowa	12	187	15.6	171	14.3	-1.3
9. Illinois State	13	206	15.8	161	12.4	-3.5
10. Loyola	13	217	16.7	156	12.0	-4.7

OFFENSIVE REBOUNDS	G	No.	Avg/G
1. Southern Illinois	12	159	13.3
2. Missouri State	12	158	13.2
3. Bradley	13	166	12.8
4. Drake	12	136	11.3
5. Indiana State	13	144	11.1
6. Northern Iowa	12	122	10.2
7. Illinois State	13	131	10.1
8. Valparaiso	13	111	8.5
9. Evansville	13	84	6.5
10. Loyola	13	79	6.1

DEFENSIVE REB PCT.	G	D-Reb	Opp. OR	D-Reb%
1. Missouri State	12	337	103	.766
2. Loyola	13	388	122	.761
3. Illinois State	13	337	116	.744
4. Indiana State	13	270	101	.728
5. Drake	12	343	130	.725
6. Northern Iowa	12	323	128	.716
7. Southern Illinois	12	286	125	.696
8. Bradley	13	361	159	.694
9. Valparaiso	13	272	141	.659
10. Evansville	13	306	165	.650

BLOCKED SHOTS	G	No.	Avg/G
1. Bradley	13	61	4.7
2. Southern Illinois	12	47	3.9
3. Northern Iowa	12	40	3.3
4. Drake	12	38	3.2
5. Loyola	13	39	3.0
6. Illinois State	13	38	2.9
7. Missouri State	12	35	2.9
8. Valparaiso	13	35	2.7
9. Indiana State	13	27	2.1
10. Evansville	13	26	2.0

STEALS	G	No.	Avg/G
1. Drake	12	122	10.2
2. Missouri State	12	120	10.0
3. Indiana State	13	113	8.7
Valparaiso	13	113	8.7
5. Southern Illinois	12	93	7.8
6. Northern Iowa	12	78	6.5
7. Bradley	13	81	6.2
8. Illinois State	13	76	5.8
Evansville	13	76	5.8
10. Loyola	13	52	4.0

ASSIST/TURNOVER RATIO	G	Ast.	Avg.	T/O	Avg.	Ratio
1. Drake	12	268	22.3	204	17.0	1.3
2. Southern Illinois	12	177	14.8	176	14.7	1.0
3. Missouri State	12	139	11.6	162	13.5	0.9
4. Northern Iowa	12	159	13.3	187	15.6	0.9
5. Bradley	13	167	12.8	203	15.6	0.8
6. Evansville	13	128	9.8	167	12.8	0.8
7. Valparaiso	13	158	12.2	209	16.1	0.8
8. Loyola	13	160	12.3	217	16.7	0.7
9. Illinois State	13	151	11.6	206	15.8	0.7
10. Indiana State	13	150	11.5	217	16.7	0.7

DEFENSIVE REBOUNDS	G	No.	Avg/G
1. Loyola	13	388	29.8
2. Drake	12	343	28.6
3. Missouri State	12	337	28.1
4. Bradley	13	361	27.8
5. Northern Iowa	12	323	26.9
6. Illinois State	13	337	25.9
7. Southern Illinois	12	286	23.8
8. Evansville	13	306	23.5
9. Valparaiso	13	272	20.9
10. Indiana State	13	270	20.8

OFFENSIVE REB PCT.	G	O-Reb	Opp. DR	O-Reb%
1. Missouri State	12	158	282	.359
2. Southern Illinois	12	159	305	.343
3. Drake	12	136	280	.327
4. Bradley	13	166	352	.320
5. Illinois State	13	131	283	.316
6. Northern Iowa	12	122	272	.310
7. Indiana State	13	144	339	.298
8. Valparaiso	13	111	357	.237
9. Loyola	13	79	341	.188
10. Evansville	13	84	412	.169



2018-19 Missouri Valley Conference
CONFERENCE BASKETBALL STATISTICS
Through games of Feb 19, 2019 (Conference games only)



3-POINT FG MADE	G	No.	Avg/G
1. Valparaiso	13	123	9.5
2. Drake	12	96	8.0
3. Northern Iowa	12	87	7.3
4. Bradley	13	82	6.3
5. Loyola	13	80	6.2
6. Southern Illinois	12	71	5.9
7. Evansville	13	71	5.5
8. Indiana State	13	70	5.4
9. Illinois State	13	63	4.8
10. Missouri State	12	45	3.8



2018-19 Missouri Valley Conference
CONFERENCE BASKETBALL STATISTICS
Through games of Feb 19, 2019 (Conference games only)



Team	Conference	Pct.	PF	PA	Overall	Pct.	PF	PA	Current unbeaten streak
Drake	11-1	.917	81.9	62.3	11-1	.917	81.9	62.3	Illinois State -- 5
Missouri State	11-1	.917	75.0	58.8	11-1	.917	75.0	58.8	Drake -- 4
Northern Iowa	8-4	.667	67.3	62.2	8-4	.667	67.3	62.2	Loyola -- 2
Illinois State	8-5	.615	64.5	64.3	8-5	.615	64.5	64.3	Missouri State -- 1
Bradley	7-6	.538	68.4	68.8	7-6	.538	68.4	68.8	Indiana State -- 1
Loyola	6-7	.462	59.5	63.4	6-7	.462	59.5	63.4	
Indiana State	5-8	.385	62.4	64.9	5-8	.385	62.4	64.9	
Southern Illinois	4-8	.333	62.2	64.3	4-8	.333	62.2	64.3	
Valparaiso	2-11	.154	65.2	77.2	2-11	.154	65.2	77.2	
Evansville	1-12	.077	58.4	75.6	1-12	.077	58.4	75.6	

TEAM SUMMARIES	G	PF-PA	Avg score	Margin	FG-FGA	Pct.	3FG-FGA	Pct.	FT-FTA	Pct.	RebF	RebA	Margin
Bradley	13	889-894	68.4-68.8	-0.4	305-787	.388	82-241	.340	197-278	.709	527	511	+1.2
Drake	12	983-748	81.9-62.3	+19.6	354-746	.475	96-292	.329	179-236	.758	479	410	+5.8
Evansville	13	759-983	58.4-75.6	-17.2	260-737	.353	71-267	.266	168-221	.760	390	577	-14.4
Illinois State	13	838-836	64.5-64.3	+0.2	298-684	.436	63-201	.313	179-244	.734	468	399	+5.3
Indiana State	13	811-844	62.4-64.9	-2.5	288-746	.386	70-213	.329	165-236	.699	414	440	-2.0
Loyola	13	774-824	59.5-63.4	-3.8	294-695	.423	80-215	.372	106-148	.716	467	463	+0.3
Missouri State	12	900-705	75.0-58.8	+16.3	337-748	.451	45-138	.326	181-275	.658	495	385	+9.2
Northern Iowa	12	808-746	67.3-62.2	+5.2	284-662	.429	87-276	.315	153-205	.746	445	400	+3.8
Southern Illinois	12	747-772	62.2-64.3	-2.1	277-712	.389	71-247	.287	122-205	.595	445	430	+1.2
Valparaiso	13	847-1004	65.2-77.2	-12.1	282-727	.388	123-352	.349	160-219	.731	383	498	-8.8

ATTENDANCE	Home	Average	Away	Average	Neutral	Average	Total	Average
Bradley	6-3824	637	7-6366	909	0-0	0	13-10190	784
Drake	5-16092	3218	7-5020	717	0-0	0	12-21112	1759
Evansville	7-2103	300	6-4123	687	0-0	0	13-6226	479
Illinois State	7-5553	793	6-4897	816	0-0	0	13-10450	804
Indiana State	6-9308	1551	7-5867	838	0-0	0	13-15175	1167
Loyola	7-2667	381	6-9354	1559	0-0	0	13-12021	925
Missouri State	7-15444	2206	5-6244	1249	0-0	0	12-21688	1807
Northern Iowa	5-6474	1295	7-7598	1085	0-0	0	12-14072	1173
Southern Illinois	7-2992	427	5-8012	1602	0-0	0	12-11004	917
Valparaiso	6-2520	420	7-9496	1357	0-0	0	13-12016	924
Totals	63-66977	1063	63-66977	1063	0-0	0	126-133954	1063



2018-19 Missouri Valley Conference
INDIVIDUAL BASKETBALL STATISTICS
Through games of Feb 19, 2019 (Conference games only)



To be ranked, a player must appear in at least 75.0% of their team's games.

SCORING								REBOUNDING							
	CI	G	FG	3FG	FT	Pts	Avg/G		CI	G	Off	Def	Total	Avg/G	
1. HITTNER, BECCA-DU	Jr	12	86	29	59	260	21.7	1. Brackmann, Chelsea-BRAD	Jr	13	41	105	146	11.2	
2. RHINE, SARA-DU	Jr	12	88	6	60	242	20.2	2. RHINE, SARA-DU	Jr	12	22	84	106	8.8	
3. Maggett, Tete-ILS	Jr	13	72	29	50	223	17.2	3. Franklin, Jasmine-MSU	Fr	12	37	61	98	8.2	
4. Goods, Simone-ILS	Sr	13	81	1	54	217	16.7	4. O'Connor, Abby-LUC	So	13	12	88	100	7.7	
5. Martin, Nicole-SIU	Jr	12	76	2	31	185	15.4	5. Gasper, Kerri-UE	Sr	12	12	80	92	7.7	
6. Haack, Gabi-BRAD	So	13	56	30	57	199	15.3	6. Battle, Ty-INS	So	13	39	56	95	7.3	
7. Brackmann, Chelsea-BRAD	Jr	13	72	0	44	188	14.5	7. Brockmeyer, Abby-SIU	So	12	29	58	87	7.3	
8. Willard, Alexa-MSU	Jr	12	69	9	19	166	13.8	8. Martin, Nicole-SIU	Jr	12	22	64	86	7.2	
Silvey, Makenzie-SIU	So	12	61	26	18	166	13.8	9. Day, Allison-LUC	Fr	13	20	65	85	6.5	
10. O'Connor, Abby-LUC	So	13	64	24	26	178	13.7	Goods, Simone-ILS	Sr	13	24	61	85	6.5	
11. Rucker, Karli-UNI	So	12	58	16	28	160	13.3	11. Stoller, Addison-Valpo	So	13	37	43	80	6.2	
12. Gitzen, Danielle-MSU	Sr	12	57	9	33	156	13.0	12. HITTNER, BECCA-DU	Jr	12	13	55	68	5.7	
13. Hales, Grace-Valpo	Jr	13	55	22	32	164	12.6	13. Haack, Gabi-BRAD	So	13	20	53	73	5.6	
14. Gonzales, Janae-LUC	Fr	13	56	37	7	156	12.0	14. Rucker, Karli-UNI	So	12	4	63	67	5.6	
15. O'Neal, Ashli-INS	Jr	13	49	14	42	154	11.8	15. Wentland, Regan-INS	Sr	13	23	45	68	5.2	
16. Stoller, Addison-Valpo	So	13	51	6	41	149	11.5	16. Hillyard, Heidi-UNI	Jr	12	10	52	62	5.2	
17. Gasper, Kerri-UE	Sr	12	42	11	41	136	11.3	17. Wallace, Tiara-LUC	Jr	13	6	59	65	5.0	
18. Lee, Tamara-INS	Sr	13	46	25	29	146	11.2	18. Maggett, Tete-ILS	Jr	13	6	57	63	4.8	
19. Hamlet, Meredith-Valpo	Sr	13	50	20	25	145	11.2	19. Livingston, Viria-ILS	Sr	13	28	33	61	4.7	
20. Morgan, Mikaela-UNI	Sr	12	45	19	24	133	11.1	20. Gunnels, Bre-UNI	So	12	8	47	55	4.6	
21. Miller, Marley-UE	Jr	13	53	23	14	143	11.0	Gitzen, Danielle-MSU	Sr	12	13	42	55	4.6	
22. Battle, Ty-INS	So	13	54	0	32	140	10.8								
23. Petree, Lasha-BRAD	Fr	13	50	20	19	139	10.7								
24. Calip, Brice-MSU	So	12	40	3	45	128	10.7								
25. Howell, Ellie-UNI	Sr	9	31	8	23	93	10.3								
26. DEAN, MADDY-DU	Sr	12	43	18	13	117	9.8								
Franklin, Jasmine-MSU	Fr	12	49	0	19	117	9.8								
28. Rice, Ellie-LUC	So	13	42	11	22	117	9.0								
29. Frederick, Shay-Valpo	Fr	13	36	23	16	111	8.5								
30. BACHRODT, SAMMIE-DU	Sr	12	34	22	10	100	8.3								

FIELD GOAL PCT						ASSISTS				
	CI	G	FGM	FGA	Pct.		CI	G	No.	Avg/G
1. RHINE, SARA-DU	Jr	12	88	142	.620	1. Patrick, Brittney-SIU	Jr	12	50	4.2
2. Franklin, Jasmine-MSU	Fr	12	49	85	.576	2. Rucker, Karli-UNI	So	12	49	4.1
3. Goods, Simone-ILS	Sr	13	81	143	.566	3. Wallace, Tiara-LUC	Jr	13	51	3.9
4. Hagen, Taylor-UNI	Sr	12	37	68	.544	4. BACHRODT, SAMMIE-DU	Sr	12	47	3.9
5. Martin, Nicole-SIU	Jr	12	76	142	.535	5. DEAN, MADDY-DU	Sr	12	41	3.4
6. Brackmann, Chelsea-BRAD	Jr	13	72	137	.526	6. Frederick, Shay-Valpo	Fr	13	43	3.3
7. Morgan, Mikaela-UNI	Sr	12	45	90	.500	7. Gitzen, Danielle-MSU	Sr	12	38	3.2
8. Day, Allison-LUC	Fr	13	44	89	.494	8. ROSE, BRENNI-DU	Jr	12	36	3.0
9. HITTNER, BECCA-DU	Jr	12	86	179	.480	9. Silvey, Makenzie-SIU	So	12	35	2.9
10. Rucker, Karli-UNI	So	12	58	126	.460	MONAHAN, MADDIE-DU	So	12	35	2.9
11. Willard, Alexa-MSU	Jr	12	69	151	.457	11. O'Neal, Ashli-INS	Jr	13	36	2.8
12. DEAN, MADDY-DU	Sr	12	43	95	.453	12. Wallace, Makayla-UE	Fr	13	35	2.7
13. Stoller, Addison-Valpo	So	13	51	114	.447	13. Haack, Gabi-BRAD	So	13	33	2.5
14. Battle, Ty-INS	So	13	54	121	.446	14. HITTNER, BECCA-DU	Jr	12	29	2.4
15. Gitzen, Danielle-MSU	Sr	12	57	128	.445	15. Maggett, Tete-ILS	Jr	13	31	2.4
						Delgado, Alexis-INS	Sr	13	31	2.4
						Koenig, Tatum-BRAD	Fr	13	31	2.4



2018-19 Missouri Valley Conference
INDIVIDUAL BASKETBALL STATISTICS
Through games of Feb 19, 2019 (Conference games only)



FREE THROW PCT	Cl	G	FTM	FTA	Pct.
1. Gasper, Kerri-UE	Sr	12	41	45	.911
2. Howell, Ellie-UNI	Sr	9	23	26	.885
3. Hales, Grace-Valpo	Jr	13	32	37	.865
4. Haack, Gabi-BRAD	So	13	57	66	.864
5. Newman, Anna-UE	Fr	13	28	33	.848
6. Maggett, Tete-ILS	Jr	13	50	59	.847
7. O'Connor, Abby-LUC	So	13	26	31	.839
8. HITTNER, BECCA-DU	Jr	12	59	71	.831
9. RHINE, SARA-DU	Jr	12	60	75	.800
10. O'Neal, Ashli-INS	Jr	13	42	54	.778
11. Rucker, Karli-UNI	So	12	28	37	.757
12. Goods, Simone-ILS	Sr	13	54	72	.750
13. Calip, Brice-MSU	So	12	45	61	.738
14. Stoller, Addison-Valpo	So	13	41	56	.732
15. Morgan, Mikaela-UNI	Sr	12	24	33	.727

STEALS	Cl	G	No.	Avg/G
1. BACHRODT, SAMMIE-DU	Sr	12	36	3.0
2. Silvey, Makenzie-SIU	So	12	28	2.3
3. Wallace, Makayla-UE	Fr	13	27	2.1
O'Neal, Ashli-INS	Jr	13	27	2.1
5. Gitzen, Danielle-MSU	Sr	12	23	1.9
6. Stoller, Addison-Valpo	So	13	23	1.8
7. RHINE, SARA-DU	Jr	12	21	1.8
8. Brackmann, Chelsea-BRAD	Jr	13	22	1.7
Frederick, Shay-Valpo	Fr	13	22	1.7
10. Wentland, Regan-INS	Sr	13	21	1.6
11. Howell, Ellie-UNI	Sr	9	14	1.6
12. Wallace, Tiara-LUC	Jr	13	20	1.5
13. Rucker, Karli-UNI	So	12	18	1.5
14. Patrick, Brittney-SIU	Jr	12	16	1.3
Calip, Brice-MSU	So	12	16	1.3
Franklin, Jasmine-MSU	Fr	12	16	1.3

3-POINT FG PCT	Cl	G	3FG	FGA	Pct.
1. O'Connor, Abby-LUC	So	13	24	52	.462
2. Schofield, Allison-Valpo	Sr	13	26	61	.426
3. Hales, Grace-Valpo	Jr	13	22	54	.407
4. Ellenson, Ella-Valpo	So	13	17	42	.405
5. Lee, Tamara-INS	Sr	13	25	62	.403
6. HITTNER, BECCA-DU	Jr	12	29	72	.403
7. Haack, Gabi-BRAD	So	13	30	75	.400
8. BACHRODT, SAMMIE-DU	Sr	12	22	56	.393
9. Rucker, Karli-UNI	So	12	16	41	.390
10. Newland, Kayel-ILS	Fr	13	14	36	.389
11. Morgan, Mikaela-UNI	Sr	12	19	49	.388
12. MILLER, NICOLE-DU	Sr	12	12	31	.387
13. Gonzales, Janae-LUC	Fr	13	37	96	.385
14. DEAN, MADDY-DU	Sr	12	18	49	.367
15. Petree, Lasha-BRAD	Fr	13	20	55	.364

3-POINT FG MADE	Cl	G	3FG	Avg/G
1. Gonzales, Janae-LUC	Fr	13	37	2.8
2. HITTNER, BECCA-DU	Jr	12	29	2.4
3. Haack, Gabi-BRAD	So	13	30	2.3
4. Maggett, Tete-ILS	Jr	13	29	2.2
5. Silvey, Makenzie-SIU	So	12	26	2.2
6. Schofield, Allison-Valpo	Sr	13	26	2.0
7. Lee, Tamara-INS	Sr	13	25	1.9
8. O'Connor, Abby-LUC	So	13	24	1.8
9. BACHRODT, SAMMIE-DU	Sr	12	22	1.8
10. Miller, Marley-UE	Jr	13	23	1.8
Frederick, Shay-Valpo	Fr	13	23	1.8
12. Hales, Grace-Valpo	Jr	13	22	1.7
13. Morgan, Mikaela-UNI	Sr	12	19	1.6
14. Hamlet, Meredith-Valpo	Sr	13	20	1.5
Petree, Lasha-BRAD	Fr	13	20	1.5

BLOCKED SHOTS	Cl	G	No.	Avg/G
1. Ellenson, Ella-Valpo	So	13	21	1.6
2. Goods, Simone-ILS	Sr	13	20	1.5
3. Brockmeyer, Abby-SIU	So	12	16	1.3
4. Franklin, Jasmine-MSU	Fr	12	15	1.3
5. Brackmann, Chelsea-BRAD	Jr	13	16	1.2
O'Connor, Abby-LUC	So	13	16	1.2
Petree, Lasha-BRAD	Fr	13	16	1.2
8. Battle, Ty-INS	So	13	14	1.1
9. Coffman, Kaylan-UE	Jr	13	11	0.8
Day, Allison-LUC	Fr	13	11	0.8
11. Marsh, Emily-BRAD	So	12	10	0.8
12. BURICH, MONICA-DU	Jr	12	9	0.8
13. Nelson, Kristen-SIU	Jr	12	8	0.7
Gunnels, Bre-UNI	So	12	8	0.7
Howell, Ellie-UNI	Sr	9	6	0.7

ASSIST/TURNOVER RATIO	Cl	G	Ast.	T/O	Ratio
1. BACHRODT, SAMMIE-DU	Sr	12	47	23	2.0
2. DEAN, MADDY-DU	Sr	12	41	22	1.9
3. Gitzen, Danielle-MSU	Sr	12	38	23	1.7
4. Patrick, Brittney-SIU	Jr	12	50	33	1.5
5. ROSE, BRENNI-DU	Jr	12	36	25	1.4
6. Frederick, Shay-Valpo	Fr	13	43	30	1.4
7. Rucker, Karli-UNI	So	12	49	42	1.2
8. Wallace, Tiara-LUC	Jr	13	51	45	1.1



2018-19 Missouri Valley Conference
INDIVIDUAL BASKETBALL STATISTICS
Through games of Feb 19, 2019 (Conference games only)



OFFENSIVE REBOUNDS	Cl	G	No.	Avg/G
1. Brackmann, Chelsea-BRAD	Jr	13	41	3.2
2. Franklin, Jasmine-MSU	Fr	12	37	3.1
3. Battle, Ty-INS	So	13	39	3.0
4. Stoller, Addison-Valpo	So	13	37	2.8
5. Brockmeyer, Abby-SIU	So	12	29	2.4
6. Livingston, Viria-ILS	Sr	13	28	2.2
7. Goods, Simone-ILS	Sr	13	24	1.8
8. BURICH, MONICA-DU	Jr	12	22	1.8
RHINE, SARA-DU	Jr	12	22	1.8
Martin, Nicole-SIU	Jr	12	22	1.8
11. Wentland, Regan-INS	Sr	13	23	1.8
12. Morgan, Mikaela-UNI	Sr	12	21	1.8
13. VanHyfte, Celina-SIU	Sr	12	19	1.6
14. Howell, Ellie-UNI	Sr	9	14	1.6
15. Haack, Gabi-BRAD	So	13	20	1.5
Day, Allison-LUC	Fr	13	20	1.5

DEFENSIVE REBOUNDS	Cl	G	No.	Avg/G
1. Brackmann, Chelsea-BRAD	Jr	13	105	8.1
2. RHINE, SARA-DU	Jr	12	84	7.0
3. O'Connor, Abby-LUC	So	13	88	6.8
4. Gasper, Kerri-UE	Sr	12	80	6.7
5. Martin, Nicole-SIU	Jr	12	64	5.3
6. Rucker, Karli-UNI	So	12	63	5.3
7. Franklin, Jasmine-MSU	Fr	12	61	5.1
8. Day, Allison-LUC	Fr	13	65	5.0
9. Brockmeyer, Abby-SIU	So	12	58	4.8
10. Goods, Simone-ILS	Sr	13	61	4.7
11. HITTNER, BECCA-DU	Jr	12	55	4.6
12. Wallace, Tiara-LUC	Jr	13	59	4.5
13. Maggett, Tete-ILS	Jr	13	57	4.4
14. Hillyard, Heidi-UNI	Jr	12	52	4.3
15. Battle, Ty-INS	So	13	56	4.3

MINUTES PLAYED	Cl	G	No.	Avg/G
1. Maggett, Tete-ILS	Jr	13	460	35.4
2. Miller, Marley-UE	Jr	13	449	34.5
3. Gasper, Kerri-UE	Sr	12	412	34.3
4. Haack, Gabi-BRAD	So	13	446	34.3
5. Silvey, Makenzie-SIU	So	12	409	34.1
6. Hales, Grace-Valpo	Jr	13	440	33.8
7. Rucker, Karli-UNI	So	12	403	33.6
8. O'Connor, Abby-LUC	So	13	436	33.5
9. Rice, Ellie-LUC	So	13	432	33.2
10. Wentland, Regan-INS	Sr	13	423	32.5
11. Patrick, Brittney-SIU	Jr	12	389	32.4
12. Battle, Ty-INS	So	13	416	32.0
13. Wallace, Makayla-UE	Fr	13	401	30.8
14. Brackmann, Chelsea-BRAD	Jr	13	397	30.5
Frederick, Shay-Valpo	Fr	13	397	30.5
16. O'Neal, Ashli-INS	Jr	13	395	30.4
Lee, Tamara-INS	Sr	13	395	30.4
18. Martin, Nicole-SIU	Jr	12	361	30.1
19. Gonzales, Janae-LUC	Fr	13	390	30.0
20. Morgan, Mikaela-UNI	Sr	12	358	29.8
21. Bishop, Brooke-UE	Sr	13	386	29.7
22. Hamlet, Meredith-Valpo	Sr	13	385	29.6
23. Wallace, Tiara-LUC	Jr	13	372	28.6
24. Koenig, Tatum-BRAD	Fr	13	370	28.5
25. Nelson, Kristen-SIU	Jr	12	340	28.3
26. Howell, Ellie-UNI	Sr	9	251	27.9
27. Beck, Katrina-ILS	Sr	13	362	27.8
28. Stoller, Addison-Valpo	So	13	353	27.2
29. Brockmeyer, Abby-SIU	So	12	324	27.0
30. Day, Allison-LUC	Fr	13	349	26.8



2018-19 Missouri Valley Conference
INDIVIDUAL BASKETBALL STATISTICS
Through games of Feb 19, 2019 (Conference games only)



TEAM IDENTIFICATION	Team ID
Bradley	BRAD
Drake	DU
Evansville	UE
Illinois State	ILS
Indiana State	INS
Loyola	LUC
Missouri State	MSU
Northern Iowa	UNI
Southern Illinois	SIU
Valparaiso	VALPO



2018-19 Missouri Valley Conference
Conference Team Highs
Through games of Feb 19, 2019 (All games)



TEAM HIGHS (highest totals made by)

Points	108	Missouri State vs Valparaiso (01-27-19)
	98	Drake at Western Illinois (11-10-18)
Margin	48 (91-43)	Drake vs Clarke (12-04-18)
	45 (108-63)	Missouri State vs Valparaiso (01-27-19)
Field goals made	41	Missouri State vs Valparaiso (01-27-19)
	40	Drake at Western Illinois (11-10-18)
Field goal attempts	77	Southern Illinois at Western Kentucky (11-20-18)
	76	Bradley at Cleveland State (12-19-18)
Field goal percentage	.641 (41-64)	Missouri State vs Valparaiso (01-27-19)
	.617 (29-47)	Loyola vs Purdue Fort Wayne (11-29-18)
3-Pt FG made	17	Valparaiso vs Bowling Green (12-21-18)
	15	Northern Iowa at Marquette (11-11-18)
	15	Valparaiso vs Drake (02-08-19)
3-Pt FG attempts	48	Northern Iowa at Marquette (11-11-18)
	44	Valparaiso vs Drake (02-08-19)
3-Pt percentage	.647 (11-17)	Loyola vs Valparaiso (01-06-19)
	.600 (6-10)	Bradley at Indiana State (01-13-19)
Free throws made	28	Valparaiso vs Indiana State (01-18-19)
	27	Loyola at UIC (11-17-18)
	27	Bradley vs Oakland (12-01-18)
	27	Northern Iowa at Bradley (01-06-19)
	27	Drake vs Southern Illinois (02-03-19)
Free throw attempts	36	Valparaiso vs Indiana State (01-18-19)
	36	Missouri State at Drake (02-01-19)
	36	Drake vs Southern Illinois (02-03-19)
Free throw percentage	1.000 (12-12)	Illinois State vs Missouri State (01-20-19)
	1.000 (8-8)	Loyola vs Indiana State (01-20-19)
	1.000 (7-7)	Bradley at Indiana State (01-13-19)
	1.000 (6-6)	Evansville vs SEMO (12-08-18)
	1.000 (6-6)	Drake at Loyola (02-10-19)
	1.000 (5-5)	Indiana State vs Northern Iowa (01-27-19)
	1.000 (3-3)	Valparaiso vs Drake (02-08-19)
	1.000 (1-1)	Northern Iowa vs Missouri State (02-03-19)
Rebounds	57	Drake at Evansville (01-27-19)
	55	Bradley vs Western Illinois (12-04-18)
	55	Bradley at Cleveland State (12-19-18)
	55	Bradley vs Evansville (02-10-19)
Assists	32	Drake at Western Illinois (11-10-18)
	30	Drake at Loyola (02-10-19)
Steals	20	Indiana State at SEMO (11-29-18)
	18	Bradley vs Chicago State (12-28-18)
Blocked shots	9	Loyola vs Evansville (01-18-19)
	9	Northern Iowa at Evansville (01-25-19)
Turnovers	28	Indiana State at SEMO (11-29-18)
	26	Drake vs South Dakota (11-15-18)
	26	Loyola vs DePaul (12-20-18)
	26	Northern Iowa vs Drake (01-18-19)
	26	Indiana State vs Drake (01-25-19)
Fouls	31	Indiana State at SEMO (11-29-18)
	30	Valparaiso vs North Dakota (11-11-18)



2018-19 Missouri Valley Conference
Conference Individual Highs
Through games of Feb 19, 2019 (All games)



INDIVIDUAL PLAYER GAME HIGHS

Points	37	HITTNER,BECCA (Drake) vs Missouri State (02-01-19)
	32	Haack, Gabi (Bradley) at Florida Atlantic (11-24-18)
	32	HITTNER,BECCA (Drake) vs Iowa (12-21-18)
Field goals made	13	Willard,Alexa (Missouri State) vs Bradley (02-17-19)
	12	O'Connor, Abby (Loyola) vs DePaul (12-20-18)
	12	HITTNER,BECCA (Drake) vs Iowa (12-21-18)
	12	HITTNER,BECCA (Drake) vs Missouri State (02-01-19)
	12	Goods, Simone (Illinois State) at Valparaiso (02-03-19)
Field goal attempts	23	Silvey,Makenzie (Southern Illinois) at UT Martin (11-09-18)
	23	Maggett, Tete (Illinois State) vs Northern Iowa (01-04-19)
	23	HITTNER,BECCA (Drake) vs Missouri State (02-01-19)
Field goal percentage	1.000 (10-10)	RHINE,SARA (Drake) vs Clarke (12-04-18)
	1.000 (8-8)	Nolan, Kat (Loyola) vs UMKC (12-16-18)
	1.000 (8-8)	RHINE,SARA (Drake) at Loyola (02-10-19)
3-Pt FG made	8	Gonzales, Janae (Loyola) at Southern Illinois (01-27-19)
	7	Haack, Gabi (Bradley) at Florida Atlantic (11-24-18)
3-Pt FG attempts	15	Silvey,Makenzie (Southern Illinois) at UT Martin (11-09-18)
	14	Petree, Lasha (Bradley) vs Western Illinois (12-04-18)
	14	Gonzales, Janae (Loyola) vs Drake (02-10-19)
3-Pt percentage	.833 (5-6)	O'Connor, Abby (Loyola) vs Valparaiso (01-06-19)
	.750 (6-8)	Gonzales, Janae (Loyola) vs Purdue Fort Wayne (11-29-18)
	.750 (6-8)	Miller, Marley (Evansville) at Marshall (11-29-18)
	.750 (6-8)	Nelson,Kristen (Southern Illinois) vs Northern Illinois (12-07-18)
Free throws made	15	RHINE,SARA (Drake) vs Southern Illinois (02-03-19)
	12	Hamlet, Meredith (Valparaiso) at UIC (11-07-18)
	12	Goods, Simone (Illinois State) vs Saint Louis (12-20-18)
Free throw attempts	18	Goods, Simone (Illinois State) vs Saint Louis (12-20-18)
	17	RHINE,SARA (Drake) vs Southern Illinois (02-03-19)
Free throw percentage	1.000 (10-10)	Maggett, Tete (Illinois State) at UMKC (12-30-18)
	1.000 (9-9)	Goods, Simone (Illinois State) at SIUE (11/11/18)
	1.000 (9-9)	Morgan, Mikaela (Northern Iowa) vs North Dakota (12-04-18)
	1.000 (9-9)	HITTNER,BECCA (Drake) at Illinois State (01-06-19)
	1.000 (9-9)	Maggett, Tete (Illinois State) at Evansville (01-13-19)
	1.000 (9-9)	Gaspar, Kerri (Evansville) vs Valparaiso (02-15-19)
	1.000 (8-8)	Gerrits, Abby (Northern Iowa) vs Delaware (11-09-18)
	1.000 (8-8)	Rucker, Karli (Northern Iowa) vs Delaware (11-09-18)
	1.000 (8-8)	Lee, Tamara (Indiana State) at Grand Canyon (11-23-18)
	1.000 (8-8)	Haack, Gabi (Bradley) vs Eastern Illinois (11-28-18)
	1.000 (8-8)	Haack, Gabi (Bradley) vs Oakland (12-01-18)
	1.000 (8-8)	Goods, Simone (Illinois State) vs Southern Illinois (01-18-19)
Rebounds	24	Brackmann, Chelsea (Bradley) vs Northern Iowa (01-06-19)
	20	Brackmann, Chelsea (Bradley) at Loyola (02-03-19)
Assists	11	Patrick,Brittney (Southern Illinois) vs Northern Illinois (12-07-18)
	9	Gitzen,Danielle (Missouri State) at Santa Clara (11-24-18)
	9	Patrick,Brittney (Southern Illinois) vs Valparaiso (01-25-18)
	9	Patrick,Brittney (Southern Illinois) vs Loyola (01-27-19)
Steals	7	O'Neal, Ashli (Indiana State) at Saint Louis (11-13-18)
	6	Negatu, Citiana (Loyola) vs Chicago State (11-26-18)
	6	Petree, Lasha (Bradley) vs Chicago State (12-28-18)
	6	Brackmann, Chelsea (Bradley) vs Missouri State (01-18-19)
	6	Frederick, Shay (Valparaiso) vs Drake (02-08-19)
Blocked shots	5	Brockmeyer,Abby (Southern Illinois) vs Marshall (11-17-18)
	4	Coffman, Kaylan (Evansville) at Murray State (11-07-18)
	4	Franklin,Jasmine (Missouri State) at Santa Clara (11-24-18)
	4	Coffman, Kaylan (Evansville) at Marshall (11-29-18)

	4	Brackmann, Chelsea (Bradley) vs Northern Iowa (01-06-19)
	4	Brockmeyer, Abby (Southern Illinois) vs Loyola (01-27-19)
	4	Ellenson, Ella (Valparaiso) vs Bradley (02-01-19)
	4	Coffman, Kaylan (Evansville) vs Loyola (02-17-19)
Turnovers	10	O'Neal, Ashli (Indiana State) vs UIC (12-08-18)
	8	O'Neal, Ashli (Indiana State) vs Drake (01-25-19)
	8	Rucker, Karli (Northern Iowa) at Indiana State (01-27-19)