

MVC WOMEN'S BASKETBALL

WEEKLY RELEASE NO. 4: DECEMBER 3, 2019

MVC WOMEN'S BASKETBALL CONTACT: RYAN DAVIS, ASSISTANT COMMISSIONER FOR COMMUNICATIONS

OFFICE: 314-444-4316 ■ CELL: 314-285-5675 ■ DAVIS@MVC.ORG

1818 CHOUTEAU AVE. ■ ST. LOUIS, MO 63103

MVC-SPORTS.COM



2019-20 Standings -- As of Monday, Dec. 2

	MISSOURI VALLEY				OVERALL			
	Record	Pct.	PF	PA	Record	Pct.	PF	PA
Loyola Chicago	0-0	.000	0.0	0.0	6-0	1.000	80.3	61.8
#18/22 Missouri State	0-0	.000	0.0	0.0	7-1	.875	77.6	68.4
Bradley	0-0	.000	0.0	0.0	6-1	.857	73.9	58.1
Illinois State	0-0	.000	0.0	0.0	5-1	.833	67.8	57.8
Drake	0-0	.000	0.0	0.0	6-2	.750	79.4	73.6
Northern Iowa	0-0	.000	0.0	0.0	5-2	.714	74.7	65.1
Southern Illinois	0-0	.000	0.0	0.0	4-2	.667	78.2	65.0
Valparaiso	0-0	.000	0.0	0.0	3-3	.500	61.8	70.2
Evansville	0-0	.000	0.0	0.0	2-4	.333	64.2	76.8
Indiana State	0-0	.000	0.0	0.0	2-5	.286	62.1	67.6

• MVC Home: 0-0 • Non-Conference: 46-21 • Home: 21-2 • Away: 21-14 • Neutral: 4-5 • Top-25: 1-2 • •

Recent Results/ Upcoming Schedule

Tuesday, November 26

Indiana State at Colorado L, 59-46

Wednesday, November 27

Saint Louis at Southern Illinois..... W, 61-53

Valparaiso at Toledo W, 61-54

Friday, November 29

Bradley vs. George Mason..... W, 61-59

Indiana State at Pacific L, 83-66

Drake vs. Purdue..... L, 67-47

UNI vs. Alabama L, 87-77

Saturday, November 30

Drake vs. Maine W, 94-62

UT-Martin at Illinois State W, 70-47

Indiana State vs. CSUN L, 67-59

UNI vs. Ohio State L, 64-46

Sunday, December 1

Bradley vs. Richmond W, 61-57

Kansas City at #19 Missouri State W, 83-58

Loyola at Portland..... W, 78-64 (OT)

Drake vs. Auburn..... W, 83-82

Tuesday, December 3

UT-Martin at Southern Illinois (ESPN+)..... 6 PM

Murray State at Evansville (ESPN+)..... 6 PM

Marshall at Indiana State (ESPN+)..... 7 PM

Wednesday, December 4

Western Illinois at Illinois State (ESPN3)..... 6 PM

Wichita State at #18 Missouri State (ESPN+)..... 6 PM

Dartmouth at Loyola (ESPN+)..... 7 PM

Thursday, December 5

Valparaiso at Detroit Mercy 10 AM

Waldorf at Drake (ESPN3)..... 11 AM

North Dakota State at Bradley (ESPN3)..... 7 PM

Saturday, December 7

Indiana State at Murray State (ESPN+)..... 6 PM

Southern Illinois at SEMO..... 6:30 PM

Sunday, December 8

UNI at Creighton..... 1 PM

Illinois State at Saint Louis (ESPN+)..... 2 PM

Loyola at SIUE (ESPN+)..... 2 PM

ALL TIMES CENTRAL




MVC Player of the Week

Jasmine Franklin, So., F, Missouri State

Jasmine Franklin averaged 18 points on 75 percent shooting, 8.5 rebounds, 2.5 assists, 2.5 steals and 2.0 blocks in two Missouri State wins last week. Franklin recorded her third double-double of the season with 12 points and 12 boards in Monday's win at a South Dakota team that was ranked one spot outside the AP Top 25. She added four assists, two blocks and two steals against the Coyotes. Franklin posted a historic shooting day Sunday versus Kansas City, going 11-for-12 from the floor for the third-best percentage ever (and best since 1992) for an MSU player with at least 10 makes in a game. That resulted in a career-high 24 points to go with five boards, three steals and two blocks.

Other Notable Performances: Chelsea Brackmann (BRAD); Sara Rhine (DU); Lexi Wallen (ILS); LeAndra Echi (INS); Ellie Rice (LUC); Nicole Martin (SIU); Carie Weinman (VALPO)



MVC Newcomer of the Week

Carie Weinman, So., G, Valparaiso

Weinman led Valpo in its lone game last week, scoring a game-high 20 points as Valpo earned a 61-54 road win over Toledo, which advanced to the second round of last year's WNIT. Weinman was on fire from the three-point line, finishing the night 6-of-8 from downtown - tied for the sixth-best single-game three-point percentage (minimum seven attempts) in program history and the best percentage by a Valpo player since 2011. The sophomore scored 11 of her 20 points in the third quarter as part of a 16-6 period which turned a one-point halftime deficit into a nine-point lead with 10 minutes to play.

Other Notable Performances: Kierra Collier (DU); Mary Crompton (ILS); LeAndra Echi (INS)



/MISSOURIVALLEYCONFERENCE



@MVCSPORTS

@VALLEYHOOPS



@MVCSPORTS



@MISSOURIVALLEYVIDS

NOTEWORTHY

In addition to the league's Player and Newcomer of the Week selections, several conference players had notable performances, including:

Chelsea Brackmann (BRAD) - Brackmann turned in her first two double-doubles of the season, averaging 16.0 points per game on 61.9 percent shooting and pulled down 12.5 rebounds per outing to help Bradley win the Coastal Carolina Thanksgiving Classic. She also averaged 1.0 assist, 1.0 block and 2.0 steals per game. In Friday's win against George Mason, Brackmann was 7-of-10 from the field and collected 15 points, 13 boards, one assist, one block and two steals. In fact, she hit the game-winning shot at the buzzer to cap a second half performance in which she had 11 points and nine rebounds. Brackmann had 17 points and 12 rebounds to help Bradley rally from as many as 13 down to defeat Richmond 61-57 Sunday in the title game of the Coastal Carolina Classic. Brackmann also had an assist, one block and two steals against the Spiders, who fell to #10 in the latest warrenolan.com RPI with the loss. Brackmann had 10 points and five rebounds in the second half, including nine points in the third quarter. She moved into a tie for second in Bradley history in career rebounding at 799 and also cracked the top 25 in career scoring at Bradley in the outing against Richmond.

Sara Rhine (DU) - Sara Rhine averaged 17.7 points and 5.3 rebounds per game while shooting 60.0 percent (18-of-30) and 84.2 percent (16-of-19) from the free throw line helping Drake go 2-1 and claim fifth-place at the Gulf Coast Showcase in Es-tero, Fla. Rhine started the tournament against Purdue with 16 points on 5-of-10 shooting and pulled down six rebounds in 27 minutes. In the Bulldogs' blowout victory over Maine, she scored 15 points on 5-of-8 shooting and snagged four rebounds in 19 minutes. Rhine closed the tournament in the exciting 83-82 win over Auburn with 22 points on 8-of-12 shooting with six rebounds in 28 minutes. Her two free throws with 7.8 seconds left won the game for Drake. This season, Rhine is second in the league in scoring at 19.4 points and 10th in rebounding at 6.1 per game while shooting a league-best 67.0 percent from the floor.

Lexi Wallen (ILS) - Lexi Wallen led the Redbirds in scoring for the third time this season, recording her first career double-double to pace Illinois State in its commanding 70-47 home win over UT-Martin. The fifth year senior recorded 20 points and grabbed a career-best 11 rebounds in her 31 minutes on the court. Wallen also added an assist and a block in the winning effort.

LeAndra Echi (INS) - LeAndra Echi was the unquestioned leader during the Sycamores' three-game west coast trip last week. The junior averaged 9.3 points, 10 boards, one block and one steal during the trip, including a double-double against CSUN on Saturday with 11 points and 10 boards. In the first game of the Tiger Turkey Tipoff against Pacific, Echi ended just shy of a double-double with 10 points, nine rebounds and two steals. Against PAC-12 foe Colorado, the guard again recorded impressive numbers with seven points, 11 rebounds and four assists. Echi is currently fourth in the conference in rebounds-per-game, pulling down nine on average.

Ellie Rice (LUC) - Loyola junior guard Ellie Rice posted her first career double-double as the Ramblers moved to 6-0 for the first time in program history following a thrilling 78-64 overtime road win at Portland on Sunday afternoon. Rice finished with a season-high 17 points (3-8 FGs, 11-15 FTs) and a career-best 12 rebounds, leading a quartet of Ramblers to score in double figures in the victory. The Austin, Texas native also dished out five assists, marking her second game this season with at least five helpers.

Nicole Martin (SIU) - Nicole Martin scored a team-high 18 points on 50-percent (7-for-14) shooting in SIU's win over St. Louis on Wednesday. The two-time All-MVC first team selection added seven rebounds, two assists and a block in 31 minutes of work to help lead Southern to its first win over the Billikens since 2008. Martin's 15.5 points per game ranks eighth in the Missouri Valley Conference.

Kierra Collier (DU) - Kierra Collier averaged 8.3 points and 2.0 assists per game in helping Drake go 2-1 at the Gulf Coast Showcase. In the blowout win over Maine, she scored 10 points and snagged four steals in 23 minutes. In the win over Auburn, Collier scored 15 points on 7-of-9 shooting, added three assists in 27 minutes. In her first season as a Bulldog, Collier is averaging 10.0 points per game.

Mary Crompton (ILS) - Mary Crompton continues to heat up from behind the arc, as the redshirt-freshman recorded a career-high four three-pointers in Illinois State's commanding 70-47 win over UT-Martin on Saturday afternoon, the team's only game of the week. Crompton was instrumental in switching the momentum to favor the Redbirds after trailing at halftime, draining three triples in the third quarter alone to help collectively outscore the Skyhawks, 18-7, in the quarter and give the 'Birds an eight-point lead heading into the final period. The redshirt-freshman totaled 12 points on the day, making 4-of-7 three-point attempts and grabbing four boards.

PLAYERS OF THE WEEK

DATE	PLAYER	SCHOOL
N11	Sara Rhine	Drake
N18	Alexa Willard	Missouri State
N25	Gabi Haack	Bradley
D2	Jasmine Franklin	Missouri State
D9		
D16		
D23		
J6		
J13		
J20		
J27		
F3		
F10		
F17		
F24		
M2		
M9		

NEWCOMERS OF THE WEEK

DATE	PLAYER	SCHOOL
N11	Abby Feit	Evansville
N18	Kristina Cavey	UNI
N25	Sam Galanopoulos	Loyola Chicago
D2	Carie Weinman	Valparaiso
D9		
D16		
D23		
J6		
J13		
J20		
J27		
F3		
F10		
F17		
F24		
M2		
M9		

MVC Players and Newcomers of the Week are selected each week during the women's basketball season. The players are announced on Monday afternoon and appear in a weekly press release. Nominees are provided by each school's sports information contact and voted on by a panel appointed by the league office.



Impressive Winning %

Valley women's hoops sits 46-21 during the first month of non-conference play. The Valley has the highest winning percentage outside of the Power Five conferences entering this week's action.

Top Winning Percentages by Conference

.821 - Pac 12
.786 - Big Ten
.773 - Big 12
.741 - SEC
.712 - ACC
.687 - Missouri Valley
.685 - Ivy League

Historic Conference RPI

After a month of non-conference play, The Valley ranks third nationally in conference RPI (Warren-Nolan.com). The Valley sits behind the Pac-12 and Big Ten (Only two conferences MVC has a losing record against) and just ahead of the ACC and SEC entering this week.

The Valley record for RPI in a season is 8th (2008 & 2011).

Conference RPI

1. Pac-12
2. Big Ten
3. **Missouri Valley**
4. ACC
5. SEC
6. Big East
7. Big 12

Hot Starts

Four Valley teams are sitting with one or fewer losses after a month of the season.

Loyola's 6-0 start is the best in program history, surpassing the 1979-80 Ramblers' 5-0 start. The Ramblers are one of 19 NCAA Division I teams remaining without a loss this season.

Missouri State's 7-1 start is the best for the Lady Bears since opening the 2003-04 season 19-1.

Illinois State's 5-1 start is the best for the Redbirds since going 18-1 in 2007-08.

Bradley's 6-1 start marks the second-straight season and 5th time in school history Bradley has kicked off a season with a 6-1 record or better. The last two starts of 6-1 or better resulted in 20-win seasons.

Power Five Success

The MVC has secured seven wins over Power Five programs this season. The Valley is 7-9 vs. Power Five teams this season, already more than doubling last season's win total of three. The Valley has a winning record against the Big 12 (2-1) and SEC (2-1) and sits 3-5 vs. the Big Ten and 0-2 vs. the Pac-12. The average margin of victory in the seven wins is 9.0 points per game.

MVC's Wins Over Power Five Teams

Iowa State at Drake, W - 86-81
Missouri State at Oklahoma, W - 96-90
Illinois State at Illinois, W - 74-58
Iowa at UNI, W - 88-66
Missouri State at Minnesota, W - 77-69
UNI at Missouri, W - 78-73
Drake vs. Auburn, W - 83-82

Road Success

Loyola Chicago leads the nation with a 5-0 road record this season and is the only team with five road victories overall. Missouri State has a road record of 4-1 and is one of four teams (UConn, Duquesne and North Dakota) with four road wins. Only five NCAA Division I teams have four or more road wins this season (Dec. 2) with two coming from The Valley. The league has posted a 21-14 overall road record this season.

Home Sweet Home

Currently eight MVC teams remain unbeaten at home: Bradley (2-0), Drake (4-0), Illinois State (3-0), Indiana State (0-0), Loyola Chicago (1-0), Missouri State (3-0), UNI (3-0) and Valparaiso (1-0) have unblemished records on their home courts this season. The Valley currently holds a 21-2 mark at home this season with 8 of the 14 games this week at home.

Connecting on Freebies

Valpo senior Grace Hales has literally been automatic at the foul line to start this season. Through six games, Hales is a perfect 16-of-16 from the free throw stripe and is one of only three players nationally still perfect at the line this season. Dating back to last season, Hales has connected on 30 straight free throws.

Free-Throw Percentage (100% NCAA Division I)

1. Eva Hodgson, William & Mary.....29-of-29
- Grace Hales, Valparaiso 16-of-16**
- Essence Booker, Nevada.....15-of-15

Strength of Schedule

Four Valley teams have a SOS ranking in the Top 50 according to the NCAA (Dec. 2). Illinois State leads The Valley with a SOS of No. 9. Drake comes in this week ranked No. 12 with Missouri State (19) and Bradley (49) also ranking in the Top 50.

Tournament Title

Bradley pulled out a 61-59 win over George Mason and rallied from 13 down for a 61-57 victory against Richmond to win the title at the Coastal Carolina Thanksgiving Classic. The Braves have won in-season tournaments in back-to-back years after claiming the FAU Tournament last year in Boca Raton, Fla. Bradley has claimed seven in-season tournament championships, also winning events at Northern Arizona (2008-09), Maine (2001-02), Arizona State (1996-97), Navy (1994-95) and Stetson (1993-94).

Poll Position

Missouri State entered the AP Top 25 Poll this week, coming in at No. 22. It is the Lady Bears' first appearance in the AP poll since Feb. 16, 2004 (23rd) and first time ranked during non-conference play since December 25, 2000 (16th).

Drake received one vote this week and sits T-36th.

The Lady Bears moved up to 18th this week in the USA Today Coaches Top25 Poll.

Mid-Major Top-25 Poll

Drake, Missouri State and UNI all appear in the latest CollegeInsider.com Mid-Major Top 25 (Nov. 26). The Bulldogs sit third in the poll, while Missouri State sits fourth. UNI moved up to No. 14 this week, while Illinois State is receiving votes for the first time. The Valley joins the West Coast (4) and Horizon (3) as the only leagues with three or more teams in the poll.

ESPNW Mid-Major Top-10 Poll

Missouri State, Drake and UNI appear at No. 1, No. 4 and No. 6 respectively in the latest ESPNW Mid-Major Top 10 Poll released Nov. 27 by Graham Hays. The Lady Bears sit in front of Gonzaga and South Dakota, while Ohio is sandwiched between the Bulldogs and Panthers. No other conference has more than one team in the poll.

Against the Field

The MVC holds a winning record against 13 leagues in non-conference play, including the America East (2-0), A10 (3-0), Big 12 (2-1), Conference USA (1-0), Horizon (3-1), MAC (5-0), Mountain West (1-0), Ohio Valley (5-4), SEC (2-1) Southland (1-0), Summit (6-3), West Coast (2-1) and WAC (3-0). The MVC holds at least a .500 mark against the American (1-1) and Big East (1-1). The MVC has a losing record to only the Big Ten (3-5), Big West (0-1) and Pac-12 (0-2).

Sister Act

Bradley's first set of sisters on a roster since 1977-78, sophomore Lasha Petree and freshman Mahri Petree are one of 22 sets of sisters on NCAA Division I rosters in 2019-20. The duo is the second highest scoring sister combo in the country through games of Dec. 1.

Top Scoring Sisters (through 12/1)

- Rank Names (School) Combined PPG*
1. Emma & Ivy Wallen (North Ala.) 30.4
 2. Lasha & Mahri Petree (Bradley) 21.7
 3. Jenn & LeeAnne Wirth (Gonzaga) 20.7
 4. Hannah & Rebekah Hand (Marist) 20.3

Wade Award Watch List

Drake's Becca Hittner and Sara Rhine have each been selected to the "Wade Watch" list of candidates for the 2020 Wade Trophy presented to the best player in college women's basketball, the WBCA announced Thursday. Drake joins Oregon, Stanford, UConn and Oregon State as the only schools with multiple players on the list.

Wooden Award Watch List

Drake senior Becca Hittner has been named to the John R. Wooden Award® presented by Wendy's® Women's Preseason Top 30 Watch List. The preseason list represents nine conferences: the Pac-12 leads all conferences with nine selections, followed by the SEC with six, the ACC and Big 12 with four apiece, the American and Big Ten with two each, and Conference USA, Ivy League, and Missouri Valley with one selection apiece.

Rhine on McClain Watch List

The Naismith Memorial Basketball Hall of Fame and the WBCA announced that Drake senior Sara Rhine is one of 20 watch list candidates for the 2020 Katrina McClain Award. Named after the two-time All-American and 1987 National Player of the Year, the annual award in its third year recognizes the top power forwards in women's NCAA Division I college basketball. By mid-February, the watch list of 20 players for the 2020 award will be narrowed to just 10.

Hittner on Drysdale Watch List

The Naismith Memorial Basketball Hall of Fame and the WBCA announced that Drake senior Becca Hittner is one of 20 watch list candidates for the 2020 Ann Meyers Drysdale Award. Named after the first player, male or female, selected to the All-America Team in four-straight college seasons, the annual Drysdale award is in its third year and recognizes the top shooting guard in NCAA Division I women's college basketball. By mid-February, the watch list of 20 players for the 2020 award will be narrowed to just 10.

Postseason League

The MVC has seen an average of four league teams participate in postseason play in the last 21 seasons, including three teams reaching postseason play in 2018-19. Missouri State reached the Sweet Sixteen for the fourth time in program history, while Drake fell to Missouri in the First Round of the NCAA Tournament. UNI received a bid to the WNIT for the second-straight season. The Valley has earned multiple NCAA Tournament bids in 12 different seasons, including two out of the last three seasons.

Hoops In the Heartland

The 2020 Missouri Valley Conference Women's Basketball Tournament will return to the TaxSlayer Center in Moline, Ill., for the fifth-straight season.

Affectionately coined "Hoops in the Heartland," the four-day event (Mar. 12-15) will showcase all 10 Missouri Valley Conference schools as they compete for the Valley's automatic berth into the NCAA Tournament.

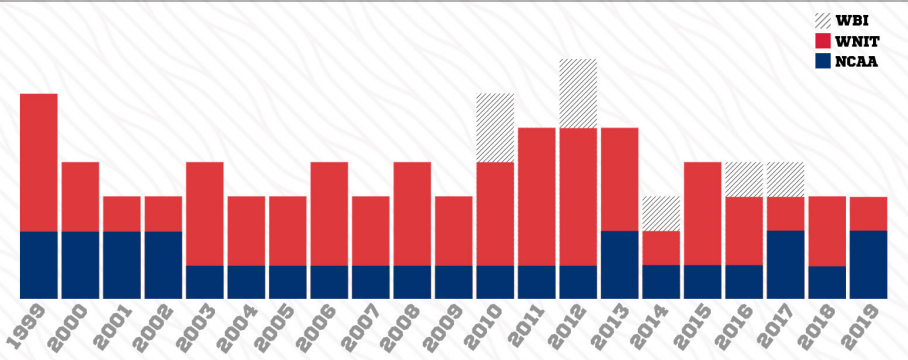
The MVC's agreement with Visit Quad Cities will keep the MVC Women's Basketball Championship in TaxSlayer Center through at least 2021.

The 2020 tournament will mark the 13th-consecutive season in its 38-year history that the event will take place at a neutral site.

The Missouri Valley Conference is one of only seven conferences (out of 32 nationally) where the women's basketball tournament is played at a neutral site, separate from the men's championship (AAC, ACC, Big Ten, Big 12, MVC, Pac-12 and SEC are the others).

4

MVC TEAMS ON AVERAGE HAVE COMPETED IN THE POSTSEASON EACH YEAR SINCE 1999.



Bulldogs Favored

Drake was tabbed as the preseason favorite in the MVC Women's Basketball race in the annual survey of the league's coaches, SIDs and media.

2019-20 MVC WBB Preseason Poll

Rank	Team (1st-place votes)	Points
1.	Drake (31).....	359
2.	Missouri State (8).....	329
3.	UNI (1).....	297
4.	Bradley.....	255
5.	Southern Illinois.....	235
6.	Illinois State.....	212
7.	Loyola.....	188
8.	Valparaiso.....	126
9.	Indiana State.....	111
10.	Evansville.....	88

MVC WBB Preseason All-Conference

PLAYER, TEAM	POS.	CL.
*Becca Hittner, Drake	G	Sr.
Nicole Martin, Southern Illinois	F	Sr.
TeTe Maggett, Illinois State	G	Sr.
Sara Rhine, Drake	F	RSr.
Karli Rucker, UNI	G	Jr.

*Preseason Player of the Year

1,000 Point Club

The Valley has four active players in the 1,000 point club. Sara Rhine sits fifth on the NCAA career scoring chart, while Hittner sits eighth. The duo is the second highest teammate scoring tandem in the country behind Oregon's Sabrina Ionescu and Ruthy Hebard.


Current MVC Players in 1,000 Point Club

1,809 - Sara Rhine, Drake
1,691 - Becca Hittner, Drake
1,189 - Alexa Willard, Missouri State
1,130 - Nicole Martin, Southern Illinois

Starters Returning

The Missouri Valley Conference will see 30 of 50 starters return (60%) for the 2019-20 season. The league will return nine of its top 10 in scoring, seven of its top 10 in rebounding and four of its top five in assists. The Valley will also have eight of its 11 All-MVC players return and five of its six honorable mention selections.

30 OF 50 STARTERS ARE RETURNING FOR THE 2019-20 SEASON



Coaches Teleconferences

Teleconferences with The Valley head coaches will be conducted twice throughout the season. The conferences begin at 11:45 a.m. (CST). To participate in the conference calls, call (877) 417-8778. Coaches call (877) 417-8756.

Media will be allowed to ask questions directly of the coaches. The session dates for 2019-20 are Tuesday, January 7 and Tuesday, March 10.

Time	Women's Head Coach, School
11:45 p.m.	Jennie Baranczyk, Drake
11:50 a.m.	Amaka Agugua-Hamilton, Missouri State
11:55 a.m.	Andrea Gorski, Bradley
12:00 p.m.	Kate Achter, Loyola
12:05 p.m.	Mary Evans, Valparaiso
12:10 p.m.	Matt Ruffing, Evansville
12:15 p.m.	Kristen Gillespie, Illinois State
12:20 p.m.	Vicki Hall, Indiana State
12:25 p.m.	Tanya Warren, UNI
12:30 p.m.	Cindy Stein, Southern Illinois

#THEVALLEYRUNSDEEP

Missouri Valley Conference vs. Non-Conference Opponents (46-21, .687)

Overall: 46-21 (.687)
Home: 21-2 • **Away:** 21-14 • **Neut:** 4-5 • **Top-25:** 1-2

American Athletic	1-1 (H: 0-1; A: 1-0)
Memphis.....	0-1
at Southern Illinois.....	L, 70-66
Wichita State.....	1-0
at Missouri State.....	D4
UNI.....	W, 61-50

America East	2-0 (H: 1-0; N: 1-0)
Maine.....	2-0
vs. Drake.....	W, 94-62
Vermont.....	1-0
at Loyola.....	W, 78-76

Atlantic Sun	0-0 (N: 0-0)
Liberty.....	0-0
vs. Bradley.....	D20

Atlantic-10	3-0 (H: 1-0; A: 0-0; N: 2-0)
George Mason.....	1-0
vs. Bradley.....	W, 61-59
Richmond.....	1-0
vs. Bradley.....	W, 61-57
Saint Louis.....	1-0
Illinois State.....	D8
at Indiana State.....	D30
at Southern Illinois.....	W, 61-53

Big 12	2-1 (H: 1-0; A: 1-1)
Iowa State.....	1-0
at Drake.....	W, 86-81
UNI.....	D22
Kansas.....	0-1
Indiana State.....	L, 84-72
Oklahoma.....	1-0
Drake.....	D17
Missouri State.....	W, 96-90

Big East	1-1 (H: 1-0; A: 0-1)
Creighton.....	1-0
at Drake.....	W, 63-53
UNI.....	D8
DePaul.....	0-0
at Loyola.....	D20
Marquette.....	0-1
Illinois State.....	L, 58-41

Big Ten	3-5 (H: 1-0; A: 2-2; N: 0-3)
Illinois.....	1-0
Evansville.....	D15
Illinois State.....	W, 74-58
Iowa.....	1-0
Drake.....	D21
at UNI.....	W, 88-66
Michigan.....	0-1
Bradley.....	L, 77-57
Minnesota.....	1-0
Missouri State.....	W, 77-69
Northwestern.....	0-1
Valparaiso.....	L, 69-48
Ohio State.....	0-2
vs. UNI.....	L, 64-46
vs. Valparaiso.....	L, 89-38
Purdue.....	0-1
vs. Drake.....	L, 67-47

Big Sky	0-0 (N: 0-0)
Eastern Washington.....	0-0
vs. Bradley.....	D21

Big West	0-1 (N: 0-1)
Cal State Northridge.....	0-1
vs. Indiana State.....	L, 67-59

Conference USA	1-0 (H: 1-0)
Marshall.....	1-0
at Evansville.....	W, 66-62 (OT)
at Indiana State.....	D3

Horizon	3-1 (H: 0-0; A: 3-1)
Detroit Mercy.....	1-0
Loyola.....	W, 89-60
Valparaiso.....	D5
IUPUI.....	0-1
at UNI.....	D15
Southern Illinois.....	L, 81-78
UIC.....	1-0
Indiana State.....	W, 61-40
at Valparaiso.....	D15
Northern Kentucky.....	0-0
at Indiana State.....	D16
Oakland.....	1-0
Bradley.....	W, 74-58

Ivy League	0-0 (H: 0-0)
Dartmouth.....	0-0
at Loyola.....	D4

Mid-American	5-0 (H: 3-0; A: 2-0)
Bowling Green.....	1-0
at Loyola.....	D16
at Valparaiso.....	W, 95-90 (OT)
Eastern Michigan.....	1-0
Southern Illinois.....	W, 85-54
Northern Illinois.....	1-0
Drake.....	D29
at Illinois State.....	W, 69-66
Miami (OH).....	1-0
at Bradley.....	W, 79-68
Evansville.....	D22
Toledo.....	1-0
Valparaiso.....	W, 61-54
Western Michigan.....	0-0
at Loyola.....	D30

Mountain West	1-0 (A: 1-0)
Boise State.....	1-0
Missouri State.....	W, 72-69

Ohio Valley	5-4 (H: 2-1; A: 3-3)
Austin Peay.....	0-1
Evansville.....	L, 80-64
Illinois State.....	D29
Eastern Illinois.....	2-1
at Evansville.....	L, 90-44
Indiana State.....	W, 59-57
Loyola.....	W, 67-51
Valparaiso.....	D30
Morehead State.....	0-0
at Valparaiso.....	D17
Murray State.....	0-0
at Evansville.....	D3
Indiana State.....	D7
at Southern Illinois.....	D15
SEMO.....	0-1
Evansville.....	L, 83-60
at Indiana State.....	D21
Southern Illinois.....	D7
SIUE.....	1-1
Evansville.....	L, 85-74
at Illinois State.....	D16
Loyola.....	D8
Southern Illinois.....	W, 103-67
UT-Martin.....	1-0
at Illinois State.....	W, 70-47
at Southern Illinois.....	D3
Tennessee Tech.....	1-0
at Southern Illinois.....	W, 76-65

PAC-12	0-2 (A: 0-2)
Colorado.....	0-1
Indiana State.....	L, 59-46
Oregon State.....	0-1
Missouri State.....	L, 80-69

SEC	2-1 (H: 0-0; A: 1-0; N: 1-1)
Alabama.....	0-1
vs. UNI.....	L, 87-77
Auburn.....	1-0
vs. Drake.....	W, 83-82
Missouri.....	1-0
at Missouri State.....	D15
UNI.....	W, 78-73

Southland	1-0 (H: 1-0)
Texas A&M-CC.....	1-0
at Missouri State.....	W, 79-51

Summit	6-3 (H: 2-0; A: 4-3; N: 0-0)
North Dakota.....	1-1
Illinois State.....	W, 66-58
Valparaiso.....	L, 65-63
North Dakota State.....	2-0
at Bradley.....	D5
at UNI.....	W, 95-63
Valparaiso.....	W, 66-54
Omaha.....	0-0
UNI.....	D10
Purdue Fort Wayne.....	0-0
Evansville.....	D13

South Dakota.....	1-1
Drake.....	L, 102-94 (OT)
Missouri State.....	W, 74-66
South Dakota State.....	1-0
at Drake.....	W, 74-67
Western Illinois.....	2-1
Bradley.....	W, 84-49
at Drake.....	W, 94-75
at Illinois State.....	D4
Indiana State.....	L, 83-72
vs. Southern Illinois.....	D19

SWAC	0-0 (H: 0-0)
Jackson State.....	0-0
at Bradley.....	D10
at Illinois State.....	D19

West Coast	2-1 (H: 1-0; A: 1-1)
Gonzaga.....	0-0
Missouri State.....	D20
Pacific.....	0-1
Indiana State.....	L, 83-66
Portland.....	1-0
Loyola.....	W, 78-64 (OT)
Santa Clara.....	1-0
at Missouri State.....	W, 71-64

WAC	3-0 (H: 1-0; A: 2-0)
Chicago State.....	1-0
at Evansville.....	D18
Loyola.....	W, 98-53
at Valparaiso.....	D28
UMKC.....	2-0
Loyola.....	W, 72-67 (OT)
at Missouri State.....	W, 83-58

Non-Division I	4-0 (H: 4-0)
Brescia (Ky.).....	1-0
at Evansville.....	W, 77-61
Eureka.....	1-0
at Bradley.....	W, 101-39
Northwest Missouri State.....	1-0
at UNI.....	W, 78-53
Truman State.....	1-0
at Illinois State.....	W, 87-60
Waldorf.....	0-0
at Drake.....	D5

AP Top-25	1-2 (H: 0-0; A: 1-2)
#7 Oregon State.....	0-1
Missouri State.....	L, 80-69
#23 Minnesota.....	1-0
Missouri State.....	W, 77-69
#25 Michigan.....	0-1
Bradley.....	L, 77-57

2019 NCAA Teams	5-4 (H: 3-0; A: 2-4)
DePaul.....	0-0
at Loyola.....	D20
Gonzaga.....	0-0
Missouri State.....	D20
Iowa.....	1-0
Drake.....	D21
at UNI.....	W, 88-66
Iowa State.....	1-0
at Drake.....	W, 86-81
UNI.....	D22
Marquette.....	0-1
Illinois State.....	L, 58-41
Michigan.....	0-1
Bradley.....	L, 77-57
Missouri.....	1-0
at Missouri State.....	D15
UNI.....	W, 78-73
Oregon State.....	0-1
Missouri State.....	L, 80-69
South Dakota.....	1-1
Drake.....	L, 102-94 (OT)
Missouri State.....	W, 74-66
South Dakota State.....	1-0
at Drake.....	W, 74-67

114 NON-CONFERENCE OPPONENTS

49 ROAD

50 HOME

15 NEUTRAL

13 GAMES AGAINST TOURNAMENT TEAMS

8 GAMES AGAINST TEAMS FINISHING IN TOP 25

7 TOURNAMENTS

18 GAMES AGAINST POWER 5 OPPONENTS

10 BIG

4 XFL

3 SEC

1

BRADLEY (6-1)

Tournament Title

Bradley pulled out a 61-59 win over George Mason and rallied from 13 down for a 61-57 victory against Richmond to win the title at the Coastal Carolina Thanksgiving Classic. The Braves have won in-season tournaments in back-to-back years after claiming the FAU Tournament last year in Boca Raton, Fla. Bradley has claimed seven in-season tournament championships, also winning events at Northern Arizona (2008-09), Maine (2001-02), Arizona State (1996-97), Navy (1994-95) and Stetson (1993-94).



Game #100

Thursday's game against North Dakota State will mark the 100th game on the Bradley bench for fourth-year head coach Andrea Gorski. Currently owning a 51-48 overall record at her alma mater, Gorski has led the Braves to a 26-11 record since the start of the 2018-19 season. Of the five coaches in program history to sit on the Bradley bench for 100 or more games, Gorski is the fastest to 50 victories (98 games), surpassing Lisa Boyer's mark of 105 games set during Gorski's sophomore season of 1989-90.

Getting Defensive

While Bradley's offense has certainly been hot lately, scoring 73.9 points per game to rank 69th nationally through games of Dec. 1, the defense has also been impressive. Michigan, which was ranked as high as 24th in the country at the time of the game on Nov. 10, is the only opponent to score more than 70 points against BU this year and the Braves have held five of seven foes to under 60 points. The Braves are surrendering 58.1 points per game (75th in the country) and have held teams to 31.9 percent shooting (13th in the nation). Bradley's four remaining non-conference opponents have combined to average 57.1 points per game with only North Dakota State (60.9 ppg) topping 60 points per outing.

Date	Opponent	Location	TV	Time
N8	at Oakland	W, 74-58		1-0
N10	at #25 Michigan	L, 77-57		1-1
N16	Eureka	W, 101-39		2-1
N20	at Western Illinois	W, 84-49		3-1
N23	Miami (OH)	W, 79-68		4-1

Coastal Carolina Tournament

N29	vs. George Mason	W, 61-59		5-1
D1	vs. Richmond	W, 61-57		6-1

D5	North Dakota St.	Peoria, Ill.	(ESPN3)	7 PM
----	------------------	--------------	---------	------

D10	Jackson State	Peoria, Ill.	(ESPN+)	12 PM
-----	---------------	--------------	---------	-------

UMKC Tournament

D20	vs. Liberty	Kansas City, Mo.		1 PM
D21	vs. Eastern Washington	Kansas City, Mo.		11 AM

J3	*Evansville	Peoria, Ill.	(ESPN3)	7 PM
J5	*Indiana State	Peoria, Ill.	(ESPN+)	2 PM
J10	*Illinois State	Peoria, Ill.	(ESPN3)	7 PM
J17	*at Loyola	Chicago, Ill.	(ESPN+)	3 PM
J19	*at Valparaiso	Valparaiso, Ind.	(ESPN+)	1 PM
J24	*UNI	Peoria, Ill.	(ESPN+)	7 PM
J26	*Drake	Peoria, Ill.	(ESPN3)	2 PM
J31	*at Missouri State	Springfield, Mo.	(ESPN+)	7 PM

F2	*at So. Illinois	Carbondale, Ill.	(ESPN+)	2 PM
F7	*at Illinois State	Normal, Ill.	(ESPN+)	7 PM
F14	*Valparaiso	Peoria, Ill.	(ESPN+)	7 PM
F16	*Loyola	Peoria, Ill.	(ESPN3)	2 PM
F20	*at Drake	Des Moines, Iowa	(ESPN+)	6 PM
F22	*at UNI	Cedar Falls, Iowa	(ESPN3)	2 PM
F27	*So. Illinois	Peoria, Ill.	(ESPN+)	7 PM

M1	*Missouri State	Peoria, Ill.	(ESPN+)	2 PM
M5	*at Indiana State	Terre Haute, Ind.	(ESPN+)	6 PM
M7	*at Evansville	Evansville, Ind.	(ESPN+)	1 PM

MVC Tournament

M12-15	Moline, Ill.	ESPN+		
--------	--------------	-------	--	--

*MVC Games; Times are CST (unless noted) and subject to change

DRAKE (6-2)

Bounce Back Win

After dropping its first game of the Gulf Coast Showcase to Purdue, Drake bounced back with a blowout victory over Maine and an exciting one-point win over Auburn to claim fifth place. The pair of victories also marked the first time the Bulldogs have defeated the Black Bears and the Tigers in three meetings each.



Bench Crew

Drake's bench played well in each of the team's three games in Estero, Fla. The reserves tallied 17 points against the Boilermakers, 34 against the Black Bears and finally 27 against the Tigers. Three Bulldog reserves, Maggie Bair, Sarah Beth Gueldner and Maggie Negaard, set career-highs in points. Bair and Gueldner scored 13 and nine points, respectively, in the Maine win and Negaard scored 15 in the Auburn win. Gueldner knocked down a career-high three three-pointers in the Maine win and a huge three in the comeback win over Auburn. Negaard scored seven points in an 11-0 run for the Bulldogs that erased an 11-point, third-quarter deficit.

Pack the Knapp

Drake is excited to return to the Knapp Center this Thursday at 11 a.m. against Waldorf University for the annual "Pack the Knapp" game hosted by The Robert D. and Billie Ray Center at Drake University. This year's game is sold out and will feature several thousand local elementary and middle school students for a fun-filled school trip of Bulldogs' basketball, educational and character development activities inside the Knapp. Drake will then take a break for finals before returning to action Dec. 17 at Oklahoma.

Date	Opponent	Location	TV	Time
N8	S. Dakota State	W, 74-67		1-0
N10	Iowa State	W, 86-81		2-0
N13	at South Dakota	L, 102-94 (OT)		2-1
N16	Creighton	W, 63-53		3-1
N24	Western Illinois	W, 94-75		4-1

Gulf Coast Showcase

N29	vs. Purdue	L, 67-47		4-2
N30	vs. Maine	W, 94-62		5-2

D1	vs. Auburn	W, 83-82		6-2
----	------------	----------	--	-----

D5	Waldorf	Des Moines, Iowa	(ESPN3)	11 AM
----	---------	------------------	---------	-------

D17	at Oklahoma	Norman, Okla.		7 PM
D21	at Iowa	Iowa City, Iowa		6 PM
D29	at Northern Illinois	DeKalb, Ill.		2 PM

J3	*UNI	Des Moines, Iowa	(ESPN+)	6 PM
J10	*at Missouri State	Springfield, Mo.	(ESPN+)	7 PM
J12	*at So. Illinois	Carbondale, Ill.	(ESPN+)	2 PM
J17	*Indiana State	Des Moines, Iowa	(ESPN+)	6 PM
J19	*Evansville	Des Moines, Iowa	(ESPN+)	2 PM
J24	*at Illinois State	Normal, Ill.	(ESPN3)	7 PM
J26	*at Bradley	Peoria, Ill.	(ESPN3)	2 PM
J31	*Valparaiso	Des Moines, Iowa	(ESPN+)	6 PM

F2	*Loyola	Des Moines, Iowa	(ESPN3)	2 PM
F7	*So. Illinois	Des Moines, Iowa	(ESPN+)	6 PM
F9	*Missouri State	Des Moines, Iowa	(ESPN+)	2 PM
F13	*at Evansville	Evansville, Ind.	(ESPN3)	6 PM
F15	*at Indiana State	Terre Haute, Ind.	(ESPN3)	1 PM
F20	*Bradley	Des Moines, Iowa	(ESPN+)	6 PM
F22	*Illinois State	Des Moines, Iowa	(ESPN3)	2 PM
F28	*at Loyola	Chicago, Ill.	(ESPN+)	7 PM

M1	*at Valparaiso	Valparaiso, Ind.	(ESPN+)	1 PM
M6	*at UNI	Cedar Falls, Iowa	(ESPN+)	6:30 PM

MVC Tournament

M12-15	Moline, Ill.	ESPN+		
--------	--------------	-------	--	--

*MVC Games; Times are CST (unless noted) and subject to change

EVANSVILLE (2-4)

Assisting Shooters

Through six games, the Aces have shown an ability to move the basketball and pass to shot-makers. Evansville sits 35th in the nation in assisted shot rate, assisting on 65.1% of the Aces' makes this season.



Efficient Jada

Redshirt junior Jada Poland has been efficient from the field this season. Poland is shooting 62% from the field on the year, placing her in 20th in the nation in field-goal percentage and third in the MVC.

Wallace Creating Turnovers

Dominating defensively, sophomore Makayla Wallace has helped power the Aces on the defensive end of the floor. Wallace has generated 3.17 steals per contest, a stat that puts her 21st in the nation in the category and best in the Valley by nearly one full steal per game (Del'Janae Williams, 2.3 spg).

Date	Opponent	Location	TV	Time
N5	Brescia (Ky.)	W, 77-61		1-0
N10	at SEMO	L, 83-60		1-1
N13	at SIUE	L, 85-74		1-2
N19	Eastern Illinois	L, 90-44		1-3
N21	at Austin Peay	L, 80-64		1-4
N24	Marshall	W, 66-62 (OT)		2-4

Date	Opponent	Location	TV	Time
D3	Murray State	Evansville, Ind.	(ESPN+)	6 PM
D13	at Purdue Ft. Wayne	Ft. Wayne, Ind.		6 PM
D15	at Illinois	Champaign, Ill.		2 PM
D18	Chicago State	Evansville, Ind.	(ESPN3)	6 PM
D22	at Miami (OH)	Oxford, Ohio		1 PM

J3	*at Bradley	Peoria, Ill.	(ESPN3)	7 PM
J5	*at Illinois State	Normal, Ill.	(ESPN+)	2 PM
J10	*Loyola	Evansville, Ind.	(ESPN+)	6 PM
J12	*Valparaiso	Evansville, Ind.	(ESPN+)	1 PM
J17	*at UNI	Cedar Falls, Iowa	(ESPN+)	6:30 PM
J19	*at Drake	Des Moines, Iowa	(ESPN+)	2 PM
J24	*So. Illinois	Evansville, Ind.	(ESPN3)	6 PM
J26	*Missouri State	Evansville, Ind.	(ESPN+)	1 PM
J31	*at Indiana State	Terre Haute, Ind.	(ESPN3)	6 PM

F6	*at Valparaiso	Valparaiso, Ind.	(ESPN+)	6 PM
F8	*at Loyola	Chicago, Ill.	(ESPN3)	2 PM
F13	*Drake	Evansville, Ind.	(ESPN3)	6 PM
F15	*UNI	Evansville, Ind.	(ESPN3)	1 PM
F21	*at Missouri State	Springfield, Mo.	(ESPN+)	7 PM
F23	*at So. Illinois	Carbondale, Ill.	(ESPN+)	2 PM
F28	*Indiana State	Evansville, Ind.	(ESPN+)	6 PM

M5	*Illinois State	Evansville, Ind.	(ESPN+)	6 PM
M7	*Bradley	Evansville, Ind.	(ESPN+)	1 PM

MVC Tournament

M12-15	Moline, Ill.	ESPN+
--------	--------------	-------

*MVC Games; Times are CST (unless noted) and subject to change

ILLINOIS STATE (5-1)

Dominating Defense

The Redbirds put on a defensive clinic in Saturday's win over UT-Martin, holding the Skyhawks to only 11 total points in the second half. The last time Illinois State held an opponent to 12 or less points in a half was in a 65-56 home victory over Eastern Michigan in December 2017, when the 'Birds held the Eagles to three points in the first quarter and nine in the second. Through six games, ISU is ranked first in the Valley in scoring defense, limiting opposing teams to an average of 57.8 points per game.



Senior Scorers

Reigning Newcomer of the Year TeTe Maggett and fifth year senior Lexi Wallen have proved themselves as two of the most consistent offensive powers in the Valley, averaging 17.0 and 16.2 points per game, respectively to rank fourth and fifth in the conference in scoring. Illinois State is the only MVC team to have two student-athletes ranked in the top-five in scoring.

Battle on the Boards

Illinois State has four student-athletes that are averaging at least five rebounds per game: TeTe Maggett (7.2), Lexi Wallen (5.8), Megan Talbot (5.0) and Juliann Redmond (5.0). The Redbirds are the only Valley team to have four players ranked in the top-25 in the MVC in rebounding and have out-rebounded their opponents in 4-of-6 games this season.

Date	Opponent	Location	TV	Time
N5	Truman State	W, 87-60		1-0
N10	at Marquette	L, 58-41		1-1
N16	at Illinois	W, 74-58		2-1
N20	Northern Illinois	W, 69-66		3-1
N24	at North Dakota	W, 66-58		4-1
N30	UT-Martin	W, 70-47		5-1

Date	Opponent	Location	TV	Time
D4	Western Illinois	Normal, Ill.	(ESPN3)	7 PM
D8	at Saint Louis	St. Louis, Mo.		2 PM

D16	SIUE	Normal, Ill.	(ESPN+)	11 AM
D19	Jackson State	Normal, Ill.	(ESPN3)	11 AM
D29	at Austin Peay	Clarksville, Tenn.		2 PM

J3	*Indiana State	Normal, Ill.	(ESPN+)	6 PM
J5	*Evansville	Normal, Ill.	(ESPN+)	2 PM
J10	*at Bradley	Peoria, Ill.	(ESPN3)	7 PM
J17	*at Valparaiso	Valparaiso, Ind.	(ESPN+)	6 PM
J19	*at Loyola	Chicago, Ill.	(ESPN+)	1 PM
J24	*Drake	Normal, Ill.	(ESPN3)	7 PM
J26	*UNI	Normal, Ill.	(ESPN+)	2 PM
J31	*at So. Illinois	Carbondale, Ill.	(ESPN3)	6 PM

F2	*at Missouri State	Springfield, Mo.	(ESPN+)	2 PM
F7	*Bradley	Normal, Ill.	(ESPN+)	7 PM
F14	*Loyola	Normal, Ill.	(ESPN+)	7 PM
F16	*Valparaiso	Normal, Ill.	(ESPN+)	2 PM
F20	*at UNI	Cedar Falls, Iowa	(ESPN+)	6:30 PM
F22	*at Drake	Des Moines, Iowa	(ESPN3)	2 PM
F27	*Missouri State	Normal, Ill.	(ESPN+)	7:30 PM

M1	*So. Illinois	Normal, Ill.	(ESPN+)	2 PM
M5	*at Evansville	Evansville, Ind.	(ESPN+)	6 PM
M7	*at Indiana State	Terre Haute, Ind.	(ESPN+)	1 PM

MVC Tournament

M12-15	Moline, Ill.	ESPN+
--------	--------------	-------

*MVC Games; Times are CST (unless noted) and subject to change

INDIANA STATE (2-5)

Home, Sweet Home

Tuesday marks the first home contest of the 2019 season for Sycamore women's basketball, as the Hulman Center has been unavailable up to this point due to continuing renovations. Starting on Tuesday, Indiana State will old four of its next five games at home heading into Missouri Valley Conference play.



Doubling Up

Juniors LeAndra Echi and Jamyra McChristine are coming off of a big game at the Tiger Turkey Tipoff. In a 67-59 defeat to CSUN, both Echi and McChristine posted double-doubles to lead the blue and white. McChristine was the leading scorer for the Trees, recording 18 points to go along with 10 boards, while Echi recorded her third double-double of the year with 11 points and 10 rebounds.

Defending the Triple

Indiana State has faced no shortage of strong three-point shooting teams in their first seven games of the season, but has excelled in shutting down the three-point arc. ISU has held opponents to 34/128 from behind the line, just an average of 26.6% per-game which is second in the Valley and 63rd nationally. Marshall brings a decent challenge on Tuesday, entering the contest shooting 34.3% from three-point range.

Date	Opponent	Location	TV	Time
N7	at Kansas	L, 84-72		0-1
N10	at Eastern Illinois	W, 59-57		1-1
N14	at Western Illinois	L, 83-72		1-2
N19	at UIC	W, 61-40		2-2
N26	at Colorado	L, 59-46		2-3

Pacific Tournament

N29	at Pacific	L, 83-66		2-4
N30	vs. CSUN	L, 67-59		2-5

D3	Marshall	Terre Haute, Ind.	(ESPN+)	7 PM
D7	at Murray State	Murray, Ky.		6 PM

D16	Northern Kentucky	Terre Haute, Ind.	(ESPN3)	6 PM
D21	SEMO	Terre Haute, Ind.	(ESPN+)	1 PM
D30	Saint Louis	Terre Haute, Ind.	(ESPN3)	4 PM

J3	*at Illinois State	Normal, Ill.	(ESPN+)	7 PM
J5	*at Bradley	Peoria, Ill.	(ESPN+)	2 PM
J10	*Valparaiso	Terre Haute, Ind.	(ESPN+)	4 PM
J12	*Loyola	Terre Haute, Ind.	(ESPN+)	1 PM
J17	*at Drake	Des Moines, Iowa	(ESPN+)	6 PM
J19	*at UNI	Cedar Falls, Iowa	(ESPN+)	2 PM
J24	*Missouri State	Terre Haute, Ind.	(ESPN3)	6 PM
J26	*So. Illinois	Terre Haute, Ind.	(ESPN+)	1 PM
J31	*Evansville	Terre Haute, Ind.	(ESPN3)	6 PM

F6	*at Loyola	Chicago, Ill.	(ESPN3)	7 PM
F8	*at Valparaiso	Valparaiso, Ind.	(ESPN3)	1 PM
F13	*UNI	Terre Haute, Ind.	(ESPN+)	6 PM
F15	*Drake	Terre Haute, Ind.	(ESPN3)	1 PM
F21	*at So. Illinois	Carbondale, Ill.	(ESPN+)	6 PM
F23	*at Missouri State	Springfield, Mo.	(ESPN+)	2 PM
F28	*at Evansville	Evansville, Ind.	(ESPN+)	6 PM

M5	*Bradley	Terre Haute, Ind.	(ESPN+)	6 PM
M7	*Illinois State	Terre Haute, Ind.	(ESPN+)	1 PM

MVC Tournament

M12-15	Moline, Ill.	ESPN+
--------	--------------	-------

*MVC Games; Times are CST (unless noted) and subject to change

LOYOLA (6-0)

Nationally Speaking

Loyola enters the week as one of just 19 teams in Division I women's basketball with an unblemished record. The Ramblers are also the nation's only team with a sparkling 5-0 mark on the road.



Records Were Made to be Broken

Loyola roared back from a 13-point second-half deficit to defeat Portland, 78-64, this past Sunday at the Chiles Center in Portland, Ore. Led by 17 points and 12 rebounds from Ellie Rice, the victory saw the Ramblers move to a perfect 6-0 for the first time in program history.

Sweet Home Chicago

Loyola returns home for the first time in nearly a month on Wednesday night to host Dartmouth inside Gentile Arena. The matchup with the Big Green opens up a stretch that will see the Maroon & Gold play six of their next seven games in Rogers Park, with the only away matchup coming on Sunday at SIUE. Loyola, which defeated Vermont by a final count of 78-76 in its only previous home contest, finished 8-7 (.533) at Gentile Arena last season, securing the program's first winning home campaign since 2012-13.

Date	Opponent	Location	TV	Time
N5	at Detroit Mercy	W, 89-60		1-0
N8	Vermont	W, 78-76		2-0
N13	at Eastern Illinois	W, 67-51		3-0
N19	at Chicago State	W, 98-53		4-0
N22	at Kansas City	W, 72-67 (2OT)		5-0
D1	at Portland	W, 78-64 (OT)		6-0

D4	Dartmouth	Chicago, Ill.	(ESPN+)	7 PM
D8	at SIUE	Edwardsville, Ill.		2 PM

D16	Bowling Green	Chicago, Ill.	(ESPN+)	11 AM
D20	DePaul	Chicago, Ill.	(ESPN3)	7 PM
D30	Western Michigan	Chicago, Ill.	(ESPN+)	7 PM

J3	*Missouri State	Chicago, Ill.	(ESPN+)	3 PM
J5	*So. Illinois	Chicago, Ill.	(ESPN3)	1 PM
J10	*at Evansville	Evansville, Ind.	(ESPN+)	6 PM
J12	*at Indiana State	Terre Haute, Ind.	(ESPN+)	1 PM
J17	*Bradley	Chicago, Ill.	(ESPN+)	3 PM
J19	*Illinois State	Chicago, Ill.	(ESPN+)	1 PM
J24	*at Valparaiso	Valparaiso, Ind.	(ESPN3)	6 PM
J31	*at UNI	Cedar Falls, Iowa	(ESPN3)	6:30 PM

F2	*at Drake	Des Moines, Iowa	(ESPN3)	2 PM
F6	*Indiana State	Chicago, Ill.	(ESPN3)	7 PM
F8	*Evansville	Chicago, Ill.	(ESPN3)	2 PM
F14	*at Illinois State	Normal, Ill.	(ESPN+)	7 PM
F16	*at Bradley	Peoria, Ill.	(ESPN3)	2 PM
F22	*Valparaiso	Chicago, Ill.	(ESPN3)	2 PM
F28	*Drake	Chicago, Ill.	(ESPN+)	7 PM

M1	*UNI	Chicago, Ill.	(ESPN+)	1 PM
M5	*at So. Illinois	Carbondale, Ill.	(ESPN3)	6 PM
M7	*at Missouri State	Springfield, Mo.	(ESPN+)	2 PM

MVC Tournament

M12-15	Moline, Ill.	ESPN+
--------	--------------	-------

*MVC Games; Times are CST (unless noted) and subject to change

#18/22 MISSOURI STATE (7-1)

A New No. 1

Missouri State climbed to the top of the latest ESPNW Mid-Major poll after knocking off South Dakota (which was ranked second) on the road on Nov. 25. The Lady Bears have a schedule loaded with teams from that ranking, with a game at No. 2 Gonzaga set for Dec. 20, plus two games each with top-six teams Drake and UNI in the Valley season.



Special Shooting Days

Two Lady Bears tallied rare shooting performances last week, with Jasmine Franklin going 11-for-12 from the floor on Sunday against Kansas City, and Alexa Willard shooting 5-for-6 from beyond the arc Monday at South Dakota. Franklin's percentage tied Kelly Mago (11-for-12 in 1985) for the third-best ever at MSU in a game with at least 10 field goals, behind only Mago (16-for-16 in 1988) and Tonya Baucom (10-for-10 in 1992). Willard's 5-for-6 showing from long range was the best at MSU based on a minimum five makes since Casey Garrison went 5-for-5 in December 2011.

Rivalry Renewed

The Lady Bears welcome former MVC rival Wichita State to JQH Arena Wednesday for the 88th meeting in the series, which will break a tie with Drake for Missouri State's most-played opponent. MSU owns a 50-37 lead in the series but is 1-2 against the Shockers since WSU left the league for the 2017-18 season.

Date	Opponent	Location	TV	Time
N5	at #23 Minnesota	W, 77-69		1-0
Preseason WNIT				
N8	Texas A&M-CC	W, 79-51		2-0
N10	at Boise State	W, 72-69		3-0
N14	at Oklahoma	W, 96-90		4-0
N17	at #7 Oregon State	L, 80-69		4-1
N22	Santa Clara	W, 71-64		5-1
N25	at South Dakota	W, 74-66		6-1
D1	Kansas City	W, 83-58		7-1
D4	Wichita State	Springfield, Mo.	(ESPN+)	6 PM
D15	Missouri	Springfield, Mo.	(ESPN+)	3 PM
D20	at Gonzaga	Spokane, Wash.		TBA
D31	William Jewel	Springfield, Mo.	(ESPN3)	1 PM
J3	*at Loyola	Chicago, Ill.	(ESPN+)	3 PM
J5	*at Valparaiso	Valparaiso, Ind..	(ESPN3)	1 PM
J10	*Drake	Springfield, Mo.	(ESPN+)	7 PM
J12	*UNI	Springfield, Mo.	(ESPN3)	2 PM
J17	*at So. Illinois	Carbondale, Ill.	(ESPN+)	6 PM
J24	*at Indiana State	Terre Haute, Ind.	(ESPN3)	6 PM
J26	*at Evansville	Evansville, Ind.	(ESPN+)	1 PM
J31	*Bradley	Springfield, Mo.	(ESPN+)	7 PM
F2	*Illinois State	Springfield, Mo.	(ESPN+)	2 PM
F7	*at UNI	Cedar Falls, Iowa	(ESPN3)	6:30 PM
F9	*at Drake	Des Moines, Iowa	(ESPN+)	2 PM
F15	*So. Illinois	Springfield, Mo.	(ESPN3)	3 PM
F21	*Evansville	Springfield, Mo.	(ESPN+)	7 PM
F23	*Indiana State	Springfield, Mo.	(ESPN+)	2 PM
F27	*at Illinois State	Normal, Ill.	(ESPN+)	7:30 PM
M1	*at Bradley	Peoria, Ill.	(ESPN+)	2 PM
M5	*Valparaiso	Springfield, Mo.	(ESPN+)	7 PM
M7	*Loyola	Springfield, Mo.	(ESPN+)	2 PM

MVC Tournament

M12-15 Moline, Ill. ESPN+

*MVC Games; Times are CST (unless noted) and subject to change

UNI (5-2)

Free Throw Accuracy

The Panthers are ranked ninth in the country for free throw percentage at 79.7 percent. Megah Maahs is currently sixth in the nation at for free throw percentage at 95.8 percent. Six Panthers are shooting 80 percent or better from the line this season.



Road Warriors

The Panthers are two games into a stretch that sees UNI away from home eight out of nine games. The only home game during the stretch is on Dec. 15 against IUPUI. It is the only home game between Nov. 24 and Jan. 17.

Date	Opponent	Location	TV	Time
N6	N. Dakota State	W, 95-63		1-0
N9	at Wichita State	W, 61-50		2-0
N13	at Missouri	W, 78-73		3-0
N17	Iowa	W, 88-66		4-0
N24	NW Missouri St.	W, 78-53		5-0
South Point Shootout				
N29	vs. Alabama	L, 87-77		5-1
N30	vs. Ohio State	L, 64-46		5-2
D8	at Creighton	Omaha, Neb.		1 PM
D10	at Omaha	Omaha, Neb.		7 PM
D15	IUPUI	Cedar Falls, Iowa	(ESPN3)	2 PM
D22	at Iowa State	Ames, Iowa		5 PM
J3	*at Drake	Des Moines, Iowa	(ESPN+)	6 PM
J10	*at So. Illinois	Carbondale, Ill.	(ESPN3)	6 PM
J12	*at Missouri State	Springfield, Mo.	(ESPN3)	2 PM
J17	*Evansville	Cedar Falls, Iowa	(ESPN+)	6:30 PM
J19	*Indiana State	Cedar Falls, Iowa	(ESPN+)	2 PM
J24	*at Bradley	Peoria, Ill.	(ESPN+)	7 PM
J26	*at Illinois State	Normal, Ill.	(ESPN+)	2 PM
J31	*Loyola	Cedar Falls, Iowa	(ESPN3)	6:30 PM
F2	*Valparaiso	Cedar Falls, Iowa	(ESPN+)	2 PM
F7	*Missouri State	Cedar Falls, Iowa	(ESPN3)	6:30 PM
F9	*So. Illinois	Cedar Falls, Iowa	(ESPN+)	2 PM
F13	*at Indiana State	Terre Haute, Ind.	(ESPN+)	6 PM
F15	*at Evansville	Evansville, Ind.	(ESPN3)	1 PM
F20	*Illinois State	Cedar Falls, Iowa	(ESPN+)	6:30 PM
F22	*Bradley	Cedar Falls, Iowa	(ESPN3)	2 PM
F28	*at Valparaiso	Valparaiso, Ind.	(ESPN+)	6 PM
M1	*at Loyola	Chicago, Ill.	(ESPN+)	1 PM
M6	*Drake	Cedar Falls, Iowa	(ESPN+)	6:30 PM

MVC Tournament

M12-15 Moline, Ill. ESPN+

*MVC Games; Times are CST (unless noted) and subject to change

SOUTHERN ILLINOIS (4-2)

Getting to the Basket

Through six games, SIU leads the Valley, and ranks 14th nationally in field goal percentage (47.5%). SIU shot 55% from the field in its win at Eastern Michigan- which marked the third time already this season that Southern has shot 50% or better from the floor. SIU's three games shooting 50% or higher is as many as it had during the entire 2018-19 season. Southern is 14-6 under seventh-year head coach Cindy Stein when making at least half of its shot attempts.



Points per 100 Possessions

Southern is averaging 108.6 points per 100 possessions- the best average in the Valley and 18th-best in the nation. SIU is doing so thanks to a .92 points per play average- the best average in the MVC and 22nd-best in the nation.

Leading the League

Makenzie Silvey scored 14 points in SIU's win over St. Louis on Wednesday on an 42-percent (6-of-14) shooting- which marked the 16th-straight game (dating back to last season) in which she has reached double figures. The Glen Carbon, Ill. native is averaging 20.3 points per game- which leads the Valley and ranks 18th nationally.

Date	Opponent	Location	TV	Time
N8	at SIUE	W, 103-67		1-0
N12	at IUPUI	L, 81-78		1-1
N16	Tennessee Tech	W, 76-65		2-1
N20	Memphis	L, 70-66		2-2
N23	at E. Michigan	W, 85-54		3-2
N27	Saint Louis	W, 61-53		4-2

D3	UT-Martin	Carbondale, Ill.	(ESPN+)	6 PM
D7	at SEMO	Cape Girardeau, Mo.		6:30 PM

D15	Murray State	Carbondale, Ill.	(ESPN+)	2 PM
-----	--------------	------------------	---------	------

Compass Challenge

D19	vs. Western Illinois	DeKalb, Ill.		4:30 PM
D20	vs. Eastern Illinois	DeKalb, Ill.		TBA

J3	*at Valparaiso	Valparaiso, Ind.	(ESPN+)	6 PM
J5	*at Loyola	Chicago, Ill.	(ESPN3)	1 PM
J10	*UNI	Carbondale, Ill.	(ESPN3)	6 PM
J12	*Drake	Carbondale, Ill.	(ESPN+)	2 PM
J17	*Missouri State	Carbondale, Ill.	(ESPN+)	6 PM
J24	*at Evansville	Evansville, Ind.	(ESPN3)	6 PM
J26	*at Indiana State	Terre Haute, Ind.	(ESPN+)	1 PM
J31	*Illinois State	Carbondale, Ill.	(ESPN3)	6 PM

F2	*Bradley	Carbondale, Ill.	(ESPN+)	2 PM
F7	*at Drake	Des Moines, Iowa	(ESPN+)	6 PM
F9	*at UNI	Cedar Falls, Iowa	(ESPN+)	2 PM
F15	*at Missouri State	Springfield, Mo.	(ESPN3)	3 PM
F21	*Indiana State	Carbondale, Ill.	(ESPN+)	6 PM
F23	*Evansville	Carbondale, Ill.	(ESPN+)	2 PM
F27	*at Bradley	Peoria, Ill.	(ESPN+)	7 PM

M1	*at Illinois State	Normal, Ill.	(ESPN+)	2 PM
M5	*Loyola	Carbondale, Ill.	(ESPN+)	6 PM
M7	*Valparaiso	Carbondale, Ill.	(ESPN+)	2 PM

MVC Tournament

M12-15	Moline, Ill.	ESPN+
--------	--------------	-------

*MVC Games; Times are CST (unless noted) and subject to change

VALPARAISO (3-3)

Revenge Wins

With six non-conference games against teams it lost to in non-conference action last season, Valpo has plenty of chances to avenge defeats, and has taken full advantage so far. In fact, to date this year, Valpo is 3-1 when facing teams it lost to last year following the win over Toledo on Wednesday. The Crusaders have also improved their scoring margin in those four games by an average of 11 points.



Defense Steps Up

While Weinman's offensive performance was one highlight of the win over the Rockets, the overall defense from Valpo stood out as well. Toledo shot 47.1% from the field in the first quarter, but was just 12-of-44 (27.3%) from the field over the final 30 minutes - highlighted by the final nine minutes of the third quarter when it was just 1-of-10 from the floor during a 15-2 Valpo run.

Connecting on Freebies

Senior Grace Hales has literally been automatic at the foul line to start this season. Through six games, Hales is a perfect 16-of-16 from the free throw stripe. Dating back to last season, Hales has connected on 30 straight free throws.

Date	Opponent	Location	TV	Time
N10	vs. Ohio State	L, 89-38		0-1
N15	at N. Dakota St.	W, 66-54		1-1
N17	at North Dakota	L, 65-63		1-2
N21	at Northwestern	L, 69-48		1-3
N24	Bowling Green	W, 95-90 (OT)		2-3
N27	at Toledo	W, 61-54		3-3

D5	at Detroit	Detroit, Mich.		10 AM
----	------------	----------------	--	-------

D15	UIC	Valparaiso, Ind.	(ESPN3)	1 PM
D17	Morehead State	Valparaiso, Ind.	(ESPN+)	6 PM
D28	Chicago State	Valparaiso, Ind.	(ESPN3)	1 PM
D30	at Eastern Illinois	Charleston, Ill.		6 PM

J3	*So. Illinois	Valparaiso, Ind.	(ESPN+)	6 PM
J5	*Missouri State	Valparaiso, Ind.	(ESPN3)	1 PM
J10	*at Indiana State	Terre Haute, Ind.	(ESPN+)	4 PM
J12	*at Evansville	Evansville, Ind.	(ESPN+)	1 PM
J17	*Illinois State	Valparaiso, Ind.	(ESPN+)	6 PM
J19	*Bradley	Valparaiso, Ind.	(ESPN+)	1 PM
J24	*Loyola	Valparaiso, Ind.	(ESPN3)	6 PM
J31	*at Drake	Des Moines, Iowa	(ESPN+)	6 PM

F2	*at UNI	Cedar Falls, Iowa	(ESPN+)	2 PM
F6	*Evansville	Valparaiso, Ind.	(ESPN+)	6 PM
F8	*Indiana State	Valparaiso, Ind.	(ESPN3)	1 PM
F14	*at Bradley	Peoria, Ill.	(ESPN+)	7 PM
F16	*at Illinois State	Normal, Ill.	(ESPN+)	2 PM
F22	*at Loyola	Chicago, Ill.	(ESPN3)	2 PM
F28	*UNI	Valparaiso, Ind.	(ESPN+)	6 PM

M1	*Drake	Valparaiso, Ind.	(ESPN+)	1 PM
M5	*at Missouri State	Springfield, Mo.	(ESPN+)	7 PM
M7	*at So. Illinois	Carbondale, Ill.	(ESPN+)	2 PM

MVC Tournament

M12-15	Moline, Ill.	ESPN+
--------	--------------	-------

*MVC Games; Times are CST (unless noted) and subject to change



2019-20 Missouri Valley Conference
CONFERENCE BASKETBALL STATISTICS
Through games of Dec 03, 2019 (All games)



SCORING OFFENSE	G	W-L	Pts	Avg/G
1. Loyola Chicago	6	6-0	482	80.3
2. Drake	8	6-2	635	79.4
3. Southern Illinois	6	4-2	469	78.2
4. Missouri State	8	7-1	621	77.6
5. Northern Iowa	7	5-2	523	74.7
6. Bradley	7	6-1	517	73.9
7. Illinois State	6	5-1	407	67.8
8. Evansville	6	2-4	385	64.2
9. Indiana State	7	2-5	435	62.1
10. Valparaiso	6	3-3	371	61.8

SCORING DEFENSE	G	Pts	Avg/G
1. Illinois State	6	347	57.8
2. Bradley	7	407	58.1
3. Loyola Chicago	6	371	61.8
4. Southern Illinois	6	390	65.0
5. Northern Iowa	7	456	65.1
6. Indiana State	7	473	67.6
7. Missouri State	8	547	68.4
8. Valparaiso	6	421	70.2
9. Drake	8	589	73.6
10. Evansville	6	461	76.8

SCORING MARGIN	G	Offense	Defense	Margin
1. Loyola Chicago	6	80.3	61.8	+18.5
2. Bradley	7	73.9	58.1	+15.7
3. Southern Illinois	6	78.2	65.0	+13.2
4. Illinois State	6	67.8	57.8	+10.0
5. Northern Iowa	7	74.7	65.1	+9.6
6. Missouri State	8	77.6	68.4	+9.2
7. Drake	8	79.4	73.6	+5.8
8. Indiana State	7	62.1	67.6	-5.4
9. Valparaiso	6	61.8	70.2	-8.3
10. Evansville	6	64.2	76.8	-12.7

FREE THROW PCT	G	FTM	FTA	Pct.
1. Missouri State	8	118	148	.797
2. Northern Iowa	7	110	138	.797
3. Southern Illinois	6	74	97	.763
4. Valparaiso	6	92	122	.754
5. Bradley	7	102	138	.739
6. Drake	8	100	136	.735
7. Illinois State	6	68	94	.723
8. Evansville	6	64	90	.711
9. Loyola Chicago	6	78	113	.690
10. Indiana State	7	88	135	.652

FIELD GOAL PERCENTAGE	G	FGM	FGA	Pct.
1. Southern Illinois	6	179	377	.475
2. Drake	8	235	502	.468
3. Missouri State	8	224	485	.462
4. Loyola Chicago	6	180	406	.443
5. Illinois State	6	154	362	.425
6. Bradley	7	180	426	.423
7. Northern Iowa	7	173	412	.420
8. Evansville	6	138	360	.383
9. Indiana State	7	155	409	.379
10. Valparaiso	6	117	318	.368

FIELD GOAL PCT DEFENSE	G	FGM	FGA	Pct.
1. Bradley	7	151	474	.319
2. Loyola Chicago	6	134	357	.375
3. Illinois State	6	132	348	.379
4. Valparaiso	6	145	365	.397
5. Indiana State	7	165	410	.402
6. Southern Illinois	6	148	362	.409
7. Northern Iowa	7	166	404	.411
8. Missouri State	8	200	476	.420
9. Drake	8	214	509	.420
10. Evansville	6	163	387	.421

3-POINT FG PCT	G	3FGM	3FGA	Pct.
1. Missouri State	8	55	131	.420
2. Southern Illinois	6	37	96	.385
3. Loyola Chicago	6	44	116	.379
4. Northern Iowa	7	67	182	.368
5. Bradley	7	55	166	.331
6. Drake	8	65	199	.327
7. Indiana State	7	37	120	.308
8. Valparaiso	6	45	161	.280
9. Illinois State	6	31	115	.270
10. Evansville	6	45	168	.268

3-POINT FG PCT DEFENSE	G	3FGM	3FGA	Pct.
1. Bradley	7	41	165	.248
2. Indiana State	7	34	128	.266
3. Valparaiso	6	39	139	.281
4. Southern Illinois	6	22	76	.289
5. Loyola Chicago	6	41	131	.313
6. Illinois State	6	36	111	.324
7. Drake	8	79	226	.350
8. Evansville	6	48	136	.353
9. Northern Iowa	7	43	117	.368
10. Missouri State	8	73	170	.429

REBOUNDING OFFENSE	G	Rebounds	Avg/G
1. Bradley	7	347	49.6
2. Loyola Chicago	6	262	43.7
3. Illinois State	6	241	40.2
4. Indiana State	7	278	39.7
5. Missouri State	8	311	38.9
6. Southern Illinois	6	233	38.8
7. Drake	8	300	37.5
8. Northern Iowa	7	258	36.9
9. Evansville	6	217	36.2
10. Valparaiso	6	184	30.7

REBOUNDING DEFENSE	G	Rebounds	Avg/G
1. Missouri State	8	240	30.0
2. Drake	8	248	31.0
3. Illinois State	6	192	32.0
4. Loyola Chicago	6	196	32.7
5. Northern Iowa	7	232	33.1
6. Southern Illinois	6	201	33.5
7. Bradley	7	250	35.7
8. Indiana State	7	261	37.3
9. Valparaiso	6	251	41.8
10. Evansville	6	258	43.0



2019-20 Missouri Valley Conference
CONFERENCE BASKETBALL STATISTICS
Through games of Dec 03, 2019 (All games)



REBOUNDING MARGIN	G	Team	Avg.	Opp.	Avg.	Margin
1. Bradley	7	347	49.6	250	35.7	+13.9
2. Loyola Chicago	6	262	43.7	196	32.7	+11.0
3. Missouri State	8	311	38.9	240	30.0	+8.9
4. Illinois State	6	241	40.2	192	32.0	+8.2
5. Drake	8	300	37.5	248	31.0	+6.5
6. Southern Illinois	6	233	38.8	201	33.5	+5.3
7. Northern Iowa	7	258	36.9	232	33.1	+3.7
8. Indiana State	7	278	39.7	261	37.3	+2.4
9. Evansville	6	217	36.2	258	43.0	-6.8
10. Valparaiso	6	184	30.7	251	41.8	-11.2

ASSISTS	G	No.	Avg/G
1. Drake	8	169	21.1
2. Loyola Chicago	6	117	19.5
3. Missouri State	8	130	16.3
4. Bradley	7	106	15.1
5. Evansville	6	86	14.3
6. Southern Illinois	6	86	14.3
7. Northern Iowa	7	89	12.7
8. Illinois State	6	75	12.5
9. Valparaiso	6	63	10.5
10. Indiana State	7	69	9.9

TURNOVER MARGIN	G	Team	Avg.	Opp.	Avg.	Margin
1. Loyola Chicago	6	77	12.8	103	17.2	+4.3
2. Northern Iowa	7	101	14.4	116	16.6	+2.1
3. Illinois State	6	95	15.8	103	17.2	+1.3
4. Missouri State	8	133	16.6	136	17.0	+0.4
5. Southern Illinois	6	83	13.8	84	14.0	+0.2
6. Valparaiso	6	104	17.3	101	16.8	-0.5
7. Drake	8	131	16.4	122	15.3	-1.1
8. Evansville	6	140	23.3	120	20.0	-3.3
9. Indiana State	7	133	19.0	108	15.4	-3.6
10. Bradley	7	136	19.4	98	14.0	-5.4

OFFENSIVE REBOUNDS	G	No.	Avg/G
1. Loyola Chicago	6	83	13.8
2. Indiana State	7	94	13.4
3. Bradley	7	92	13.1
4. Southern Illinois	6	76	12.7
5. Illinois State	6	72	12.0
6. Drake	8	93	11.6
7. Missouri State	8	91	11.4
8. Northern Iowa	7	79	11.3
9. Evansville	6	64	10.7
10. Valparaiso	6	41	6.8

DEFENSIVE REB PCT.	G	D-Reb	Opp. OR	D-Reb%
1. Loyola Chicago	6	179	45	.799
2. Missouri State	8	220	62	.780
3. Illinois State	6	169	49	.775
4. Bradley	7	255	80	.761
5. Northern Iowa	7	179	67	.728
6. Drake	8	207	82	.716
7. Southern Illinois	6	157	70	.692
8. Indiana State	7	184	88	.676
9. Evansville	6	153	92	.624
10. Valparaiso	6	143	87	.622

BLOCKED SHOTS	G	No.	Avg/G
1. Bradley	7	30	4.3
2. Evansville	6	24	4.0
3. Missouri State	8	31	3.9
4. Southern Illinois	6	21	3.5
5. Northern Iowa	7	24	3.4
6. Indiana State	7	23	3.3
7. Valparaiso	6	18	3.0
8. Loyola Chicago	6	15	2.5
9. Illinois State	6	15	2.5
10. Drake	8	19	2.4

STEALS	G	No.	Avg/G
1. Evansville	6	56	9.3
2. Indiana State	7	65	9.3
3. Valparaiso	6	51	8.5
4. Drake	8	66	8.3
5. Illinois State	6	48	8.0
6. Missouri State	8	64	8.0
7. Bradley	7	50	7.1
8. Northern Iowa	7	48	6.9
9. Southern Illinois	6	39	6.5
10. Loyola Chicago	6	37	6.2

ASSIST/TURNOVER RATIO	G	Ast.	Avg.	T/O	Avg.	Ratio
1. Loyola Chicago	6	117	19.5	77	12.8	1.5
2. Drake	8	169	21.1	131	16.4	1.3
3. Southern Illinois	6	86	14.3	83	13.8	1.0
4. Missouri State	8	130	16.3	133	16.6	1.0
5. Northern Iowa	7	89	12.7	101	14.4	0.9
6. Illinois State	6	75	12.5	95	15.8	0.8
7. Bradley	7	106	15.1	136	19.4	0.8
8. Evansville	6	86	14.3	140	23.3	0.6
9. Valparaiso	6	63	10.5	104	17.3	0.6
10. Indiana State	7	69	9.9	133	19.0	0.5

DEFENSIVE REBOUNDS	G	No.	Avg/G
1. Bradley	7	255	36.4
2. Loyola Chicago	6	179	29.8
3. Illinois State	6	169	28.2
4. Missouri State	8	220	27.5
5. Indiana State	7	184	26.3
6. Southern Illinois	6	157	26.2
7. Drake	8	207	25.9
8. Northern Iowa	7	179	25.6
9. Evansville	6	153	25.5
10. Valparaiso	6	143	23.8

OFFENSIVE REB PCT.	G	O-Reb	Opp. DR	O-Reb%
1. Southern Illinois	6	76	131	.367
2. Drake	8	93	166	.359
3. Loyola Chicago	6	83	151	.355
4. Indiana State	7	94	173	.352
5. Bradley	7	92	170	.351
6. Missouri State	8	91	178	.338
7. Illinois State	6	72	143	.335
8. Northern Iowa	7	79	165	.324
9. Evansville	6	64	166	.278
10. Valparaiso	6	41	164	.200



2019-20 Missouri Valley Conference
CONFERENCE BASKETBALL STATISTICS
Through games of Dec 03, 2019 (All games)



3-POINT FG MADE	G	No.	Avg/G
1. Northern Iowa	7	67	9.6
2. Drake	8	65	8.1
3. Bradley	7	55	7.9
4. Valparaiso	6	45	7.5
Evansville	6	45	7.5
6. Loyola Chicago	6	44	7.3
7. Missouri State	8	55	6.9
8. Southern Illinois	6	37	6.2
9. Indiana State	7	37	5.3
10. Illinois State	6	31	5.2



2019-20 Missouri Valley Conference
CONFERENCE BASKETBALL STATISTICS
Through games of Dec 03, 2019 (All games)



Team	Conference	Pct.	PF	PA	Overall	Pct.	PF	PA	Current unbeaten streak
Loyola Chicago	0-0	.000	0.0	0.0	6-0	1.000	80.3	61.8	Loyola Chicago -- 6
Missouri State	0-0	.000	0.0	0.0	7-1	.875	77.6	68.4	Bradley -- 5
Bradley	0-0	.000	0.0	0.0	6-1	.857	73.9	58.1	Illinois State -- 4
Illinois State	0-0	.000	0.0	0.0	5-1	.833	67.8	57.8	Missouri State -- 3
Drake	0-0	.000	0.0	0.0	6-2	.750	79.4	73.6	Southern Illinois -- 2
Northern Iowa	0-0	.000	0.0	0.0	5-2	.714	74.7	65.1	Drake -- 2
Southern Illinois	0-0	.000	0.0	0.0	4-2	.667	78.2	65.0	Valparaiso -- 2
Valparaiso	0-0	.000	0.0	0.0	3-3	.500	61.8	70.2	Evansville -- 1
Evansville	0-0	.000	0.0	0.0	2-4	.333	64.2	76.8	
Indiana State	0-0	.000	0.0	0.0	2-5	.286	62.1	67.6	

TEAM SUMMARIES	G	PF-PA	Avg score	Margin	FG-FGA	Pct.	3FG-FGA	Pct.	FT-FTA	Pct.	RebF	RebA	Margin
Bradley	7	517-407	73.9-58.1	+15.7	180-426	.423	55-166	.331	102-138	.739	347	250	+13.9
Drake	8	635-589	79.4-73.6	+5.8	235-502	.468	65-199	.327	100-136	.735	300	248	+6.5
Evansville	6	385-461	64.2-76.8	-12.7	138-360	.383	45-168	.268	64-90	.711	217	258	-6.8
Illinois State	6	407-347	67.8-57.8	+10.0	154-362	.425	31-115	.270	68-94	.723	241	192	+8.2
Indiana State	7	435-473	62.1-67.6	-5.4	155-409	.379	37-120	.308	88-135	.652	278	261	+2.4
Loyola Chicago	6	482-371	80.3-61.8	+18.5	180-406	.443	44-116	.379	78-113	.690	262	196	+11.0
Missouri State	8	621-547	77.6-68.4	+9.3	224-485	.462	55-131	.420	118-148	.797	311	240	+8.9
Northern Iowa	7	523-456	74.7-65.1	+9.6	173-412	.420	67-182	.368	110-138	.797	258	232	+3.7
Southern Illinois	6	469-390	78.2-65.0	+13.2	179-377	.475	37-96	.385	74-97	.763	233	201	+5.3
Valparaiso	6	371-421	61.8-70.2	-8.3	117-318	.368	45-161	.280	92-122	.754	184	251	-11.2

ATTENDANCE	Home	Average	Away	Average	Neutral	Average	Total	Average
Bradley	2-265	132	3-4184	1395	2-145	72	7-4594	656
Drake	4-12704	3176	1-2330	2330	3-2012	671	8-17046	2131
Evansville	3-2374	791	3-1566	522	0-0	0	6-3940	657
Illinois State	3-1739	580	3-4233	1411	0-0	0	6-5972	995
Indiana State	0-0	0	6-3895	649	1-0	0	7-3895	556
Loyola Chicago	1-232	232	5-4156	831	0-0	0	6-4388	731
Missouri State	3-5644	1881	5-12470	2494	0-0	0	8-18114	2264
Northern Iowa	3-5823	1941	2-4858	2429	2-250	125	7-10931	1562
Southern Illinois	3-4722	1574	3-2006	669	0-0	0	6-6728	1121
Valparaiso	1-382	382	4-6345	1586	1-1857	1857	6-8584	1431
Totals	23-33885	1473	35-46043	1316	9-4264	474	67-84192	1257



2019-20 Missouri Valley Conference
INDIVIDUAL BASKETBALL STATISTICS
Through games of Dec 03, 2019 (All games)



To be ranked, a player must appear in at least 75.0% of their team's games.

SCORING								REBOUNDING							
	Cl	G	FG	3FG	FT	Pts	Avg/G		Cl	G	Off	Def	Total	Avg/G	
1. Silvey,Makenzie-SIU	Jr	6	50	16	6	122	20.3	1. Brackmann, Chelsea-BRAD	Sr	7	19	57	76	10.9	
2. Rhine,Sara-DU	Sr	8	61	5	28	155	19.4	2. Franklin,Jasmine-MSU	So	8	16	57	73	9.1	
Willard,Alexa-MSU	Sr	8	60	19	16	155	19.4	3. Echi,LeAndra-INS	Jr	7	13	50	63	9.0	
4. Maggett, TeTe-ILS	Sr	6	40	8	14	102	17.0	Feit,Abby-UE	Fr	6	15	39	54	9.0	
5. Wallen, Lexi-ILS	Sr	6	37	0	23	97	16.2	5. O'Connor, Abby-LUC	Jr	6	12	36	48	8.0	
6. Feit,Abby-UE	Fr	6	40	8	8	96	16.0	6. Brockmeyer,Abby-SIU	Jr	6	17	27	44	7.3	
7. Hittner,Becca-DU	Sr	8	39	12	36	126	15.8	7. Maggett, TeTe-ILS	Sr	6	6	37	43	7.2	
8. Martin,Nicole-SIU	Sr	6	36	0	21	93	15.5	8. Gunnels,Bre-UNI	Jr	7	7	38	45	6.4	
9. Petree, Lasha-BRAD	So	7	36	18	14	104	14.9	9. Gartner,Emily-MSU	Jr	8	12	39	51	6.4	
10. O'Connor, Abby-LUC	Jr	6	33	7	9	82	13.7	10. Rhine,Sara-DU	Sr	8	12	37	49	6.1	
11. Calip,Brice-MSU	Jr	7	28	10	29	95	13.6	11. Hittner,Becca-DU	Sr	8	10	38	48	6.0	
12. Haack, Gabi-BRAD	Jr	7	30	16	18	94	13.4	Haack, Gabi-BRAD	Jr	7	14	28	42	6.0	
13. Day, Allison-LUC	So	6	37	0	6	80	13.3	Stoller, Addison-Valpo	Jr	6	14	22	36	6.0	
14. Gonzales, Janae-LUC	So	6	27	23	1	78	13.0	Poland,Jada-UE	Jr	6	11	25	36	6.0	
15. Brockmeyer,Abby-SIU	Jr	6	27	4	19	77	12.8	15. Wallen, Lexi-ILS	Sr	6	15	20	35	5.8	
16. Finley,Kam-UNI	So	7	29	12	18	88	12.6	16. Martin,Nicole-SIU	Sr	6	12	20	32	5.3	
17. Poland,Jada-UE	Jr	6	31	8	5	75	12.5	17. White, Grace-Valpo	Jr	6	9	22	31	5.2	
18. Franklin,Jasmine-MSU	So	8	37	1	17	92	11.5	18. McChristine,Jamyra-INS	Jr	7	19	17	36	5.1	
Stoller, Addison-Valpo	Jr	6	22	7	18	69	11.5	19. Burich,Monica-DU	Sr	8	16	24	40	5.0	
20. Rucker,Karli-UNI	Jr	7	26	12	16	80	11.4	Maahs,Megan-UNI	Jr	7	7	28	35	5.0	
21. Elder,Jasmine-INS	Fr	7	26	11	12	75	10.7	White, Nyjah-BRAD	Jr	7	6	29	35	5.0	
22. White, Nyjah-BRAD	Jr	7	30	0	13	73	10.4	Redmond, Juliunn-ILS	Jr	6	9	21	30	5.0	
Maahs,Megan-UNI	Jr	7	23	4	23	73	10.4	Talbot, Megan-ILS	Sr	6	6	24	30	5.0	
24. Collier,Kierra-DU	So	8	32	7	9	80	10.0								
Hales, Grace-Valpo	Sr	6	19	6	16	60	10.0								
26. Brackmann, Chelsea-BRAD	Sr	7	25	0	19	69	9.9								
27. Williams,Del'Janae-INS	Fr	6	20	11	8	59	9.8								
28. Echi,LeAndra-INS	Jr	7	20	2	24	66	9.4								
29. Gartner,Emily-MSU	Jr	8	28	1	16	73	9.1								
30. Weinman, Carie-Valpo	So	6	19	14	2	54	9.0								

FIELD GOAL PCT						ASSISTS			
	Cl	G	FGM	FGA	Pct.		Cl	G	No. Avg/G
1. Rhine,Sara-DU	Sr	8	61	91	.670	1. Rose,Brenni-DU	Sr	8	48 6.0
2. Wallen, Lexi-ILS	Sr	6	37	56	.661	2. Maggett, TeTe-ILS	Sr	6	29 4.8
3. Poland,Jada-UE	Jr	6	31	50	.620	3. Wallace, Tiara-LUC	Sr	6	25 4.2
4. Day, Allison-LUC	So	6	37	60	.617	Newman,Anna-UE	So	6	25 4.2
5. Cavey,Kristina-UNI	Jr	7	23	38	.605	5. Bhinhar,Mya-MSU	So	8	31 3.9
6. Franklin,Jasmine-MSU	So	8	37	67	.552	6. Frederick, Shay-Valpo	So	6	23 3.8
7. McChristine,Jamyra-INS	Jr	7	24	44	.545	Patrick,Brittney-SIU	Sr	6	23 3.8
8. Silvey,Makenzie-SIU	Jr	6	50	93	.538	8. Calip,Brice-MSU	Jr	7	26 3.7
9. Martin,Nicole-SIU	Sr	6	36	68	.529	9. Monahan,Maddie-DU	Jr	8	27 3.4
10. Willard,Alexa-MSU	Sr	8	60	114	.526	10. Wallace,Makayla-UE	So	6	20 3.3
11. Collier,Kierra-DU	So	8	32	61	.525	11. O'Connor, Abby-LUC	Jr	6	19 3.2
12. Gonzales, Janae-LUC	So	6	27	52	.519	12. Rucker,Karli-UNI	Jr	7	22 3.1
13. Rose,Brenni-DU	Sr	8	28	54	.519	13. Collier,Kierra-DU	So	8	24 3.0
14. White, Nyjah-BRAD	Jr	7	30	58	.517	Galanopoulos, Sam-LUC	Fr	6	18 3.0
15. Feit,Abby-UE	Fr	6	40	78	.513	15. Nelson,Kristen-SIU	Sr	6	17 2.8



2019-20 Missouri Valley Conference
INDIVIDUAL BASKETBALL STATISTICS
Through games of Dec 03, 2019 (All games)



FREE THROW PCT	Cl	G	FTM	FTA	Pct.
1. Hales, Grace-Valpo	Sr	6	16	16	1.000
2. Maahs, Megan-UNI	Jr	7	23	24	.958
3. Willard, Alexa-MSU	Sr	8	16	17	.941
4. Bhinhar, Mya-MSU	So	8	20	22	.909
5. Frederick, Shay-Valpo	So	6	15	18	.833
6. Rhine, Sara-DU	Sr	8	28	34	.824
7. Hittner, Becca-DU	Sr	8	36	44	.818
8. Gunnels, Bre-UNI	Jr	7	18	22	.818
9. Galanopoulos, Sam-LUC	Fr	6	13	16	.813
10. Calip, Brice-MSU	Jr	7	29	36	.806
11. Rucker, Karli-UNI	Jr	7	16	20	.800
12. Brockmeyer, Abby-SIU	Jr	6	19	24	.792
13. Finley, Kam-UNI	So	7	18	23	.783
14. Maggett, TeTe-ILS	Sr	6	14	18	.778
15. Rice, Ellie-LUC	Jr	6	14	19	.737

3-POINT FG PCT	Cl	G	3FG	FGA	Pct.
1. Willard, Alexa-MSU	Sr	8	19	33	.576
2. Gonzales, Janae-LUC	So	6	23	43	.535
3. Calip, Brice-MSU	Jr	7	10	20	.500
4. Silvey, Makenzie-SIU	Jr	6	16	35	.457
5. Gerrits, Abby-UNI	Sr	6	9	20	.450
6. Poland, Jada-UE	Jr	6	8	18	.444
7. Petree, Mahri-BRAD	Fr	7	7	16	.438
8. Kroeger, Nicole-UNI	Jr	7	13	31	.419
9. Rucker, Karli-UNI	Jr	7	12	29	.414
10. Ruffridge, Elle-MSU	Jr	8	12	30	.400
11. Negaard, Maggie-DU	So	8	8	20	.400
12. Elder, Jasmine-INS	Fr	7	11	28	.393
13. Weinman, Carie-Valpo	So	6	14	36	.389
14. Thomas, Alexis-UE	Jr	6	7	18	.389
15. Rose, Brenni-DU	Sr	8	10	27	.370
16. Monahan, Maddie-DU	Jr	8	10	27	.370

BLOCKED SHOTS	Cl	G	No.	Avg/G
1. Feit, Abby-UE	Fr	6	9	1.5
2. Echi, LeAndra-INS	Jr	7	9	1.3
3. Franklin, Jasmine-MSU	So	8	10	1.3
4. Petree, Lasha-BRAD	So	7	8	1.1
5. Maahs, Megan-UNI	Jr	7	7	1.0
6. White, Nyjah-BRAD	Jr	7	7	1.0
7. Morrison, Caitlin-Valpo	Jr	6	6	1.0
8. Poland, Jada-UE	Jr	6	6	1.0
9. Koudelka, Lexy-ILS	So	6	6	1.0
10. Gartner, Emily-MSU	Jr	8	7	0.9
11. O'Connor, Abby-LUC	Jr	6	5	0.8
12. Gunnels, Bre-UNI	Jr	7	5	0.7
13. Nelson, Kristen-SIU	Sr	6	4	0.7
14. Brockmeyer, Abby-SIU	Jr	6	4	0.7
15. Bhinhar, Mya-MSU	So	8	5	0.6
16. Rhine, Sara-DU	Sr	8	5	0.6

STEALS	Cl	G	No.	Avg/G
1. Wallace, Makayla-UE	So	6	19	3.2
2. Williams, Del'Janae-INS	Fr	6	14	2.3
3. Pitzer, Sommer-INS	Fr	6	13	2.2
4. Monahan, Maddie-DU	Jr	8	16	2.0
5. Frederick, Shay-Valpo	So	6	11	1.8
6. Redmond, Juliann-ILS	Jr	6	11	1.8
7. Franklin, Jasmine-MSU	So	8	14	1.8
8. White, Nyjah-BRAD	Jr	7	12	1.7
9. Stoller, Addison-Valpo	Jr	6	10	1.7
10. Silvey, Makenzie-SIU	Jr	6	9	1.5
11. Saylor, Paige-ILS	Jr	6	8	1.3
12. Nelson, Kristen-SIU	Sr	6	8	1.3
13. Petree, Lasha-BRAD	So	7	9	1.3
14. Brackmann, Chelsea-BRAD	Sr	7	9	1.3
15. Calip, Brice-MSU	Jr	7	9	1.3

3-POINT FG MADE	Cl	G	3FG	Avg/G
1. Gonzales, Janae-LUC	So	6	23	3.8
2. Silvey, Makenzie-SIU	Jr	6	16	2.7
3. Petree, Lasha-BRAD	So	7	18	2.6
4. Willard, Alexa-MSU	Sr	8	19	2.4
5. Weinman, Carie-Valpo	So	6	14	2.3
6. Haack, Gabi-BRAD	Jr	7	16	2.3
7. Kroeger, Nicole-UNI	Jr	7	13	1.9
8. Williams, Del'Janae-INS	Fr	6	11	1.8
9. Crompton, Mary-ILS	Fr	6	11	1.8
10. Rucker, Karli-UNI	Jr	7	12	1.7
11. Finley, Kam-UNI	So	7	12	1.7
12. Elder, Jasmine-INS	Fr	7	11	1.6
13. Ruffridge, Elle-MSU	Jr	8	12	1.5
14. Hittner, Becca-DU	Sr	8	12	1.5
15. Gerrits, Abby-UNI	Sr	6	9	1.5

ASSIST/TURNOVER RATIO	Cl	G	Ast.	T/O	Ratio
1. O'Connor, Abby-LUC	Jr	6	19	6	3.2
2. Galanopoulos, Sam-LUC	Fr	6	18	8	2.3
3. Calip, Brice-MSU	Jr	7	26	12	2.2
4. Monahan, Maddie-DU	Jr	8	27	14	1.9
5. Rose, Brenni-DU	Sr	8	48	27	1.8
6. Collier, Kierra-DU	So	8	24	15	1.6
7. Wallace, Makayla-UE	So	6	20	13	1.5
8. Patrick, Brittney-SIU	Sr	6	23	16	1.4
9. Frederick, Shay-Valpo	So	6	23	17	1.4
10. Bhinhar, Mya-MSU	So	8	31	24	1.3
11. Newman, Anna-UE	So	6	25	21	1.2
12. Rucker, Karli-UNI	Jr	7	22	19	1.2
13. Wallace, Tiara-LUC	Sr	6	25	24	1.0
14. Maggett, TeTe-ILS	Sr	6	29	32	0.9



2019-20 Missouri Valley Conference
INDIVIDUAL BASKETBALL STATISTICS
Through games of Dec 03, 2019 (All games)



OFFENSIVE REBOUNDS	Cl	G	No.	Avg/G
1. Brockmeyer, Abby-SIU	Jr	6	17	2.8
2. McChristine, Jamyra-INS	Jr	7	19	2.7
Brackmann, Chelsea-BRAD	Sr	7	19	2.7
4. Wallen, Lexi-ILS	Sr	6	15	2.5
Feit, Abby-UE	Fr	6	15	2.5
6. Stoller, Addison-Valpo	Jr	6	14	2.3
7. Cavey, Kristina-UNI	Jr	7	15	2.1
8. Burich, Monica-DU	Sr	8	16	2.0
Franklin, Jasmine-MSU	So	8	16	2.0
Haack, Gabi-BRAD	Jr	7	14	2.0
Martin, Nicole-SIU	Sr	6	12	2.0
O'Connor, Abby-LUC	Jr	6	12	2.0
13. Willard, Alexa-MSU	Sr	8	15	1.9
14. Echi, LeAndra-INS	Jr	7	13	1.9
15. Koudelka, Lexy-ILS	So	6	11	1.8
Poland, Jada-UE	Jr	6	11	1.8

DEFENSIVE REBOUNDS	Cl	G	No.	Avg/G
1. Brackmann, Chelsea-BRAD	Sr	7	57	8.1
2. Echi, LeAndra-INS	Jr	7	50	7.1
3. Franklin, Jasmine-MSU	So	8	57	7.1
4. Feit, Abby-UE	Fr	6	39	6.5
5. Maggett, TeTe-ILS	Sr	6	37	6.2
6. O'Connor, Abby-LUC	Jr	6	36	6.0
7. Gunnels, Bre-UNI	Jr	7	38	5.4
8. Gartner, Emily-MSU	Jr	8	39	4.9
9. Hittner, Becca-DU	Sr	8	38	4.8
10. Rhine, Sara-DU	Sr	8	37	4.6
11. Brockmeyer, Abby-SIU	Jr	6	27	4.5
12. Poland, Jada-UE	Jr	6	25	4.2
13. White, Nyjah-BRAD	Jr	7	29	4.1
14. Haack, Gabi-BRAD	Jr	7	28	4.0
Maahs, Megan-UNI	Jr	7	28	4.0
Talbot, Megan-ILS	Sr	6	24	4.0

MINUTES PLAYED	Cl	G	No.	Avg/G
1. Feit, Abby-UE	Fr	6	218	36.3
2. Maggett, TeTe-ILS	Sr	6	203	33.8
3. Calip, Brice-MSU	Jr	7	222	31.7
4. Silvey, Makenzie-SIU	Jr	6	188	31.3
5. Willard, Alexa-MSU	Sr	8	249	31.1
6. Frederick, Shay-Valpo	So	6	186	31.0
O'Connor, Abby-LUC	Jr	6	186	31.0
8. Williams, Del'Janae-INS	Fr	6	185	30.8
9. Petree, Lasha-BRAD	So	7	211	30.1
10. Haack, Gabi-BRAD	Jr	7	208	29.7
11. Gonzales, Janae-LUC	So	6	178	29.7
12. Hales, Grace-Valpo	Sr	6	177	29.5
Patrick, Brittney-SIU	Sr	6	177	29.5
Stoller, Addison-Valpo	Jr	6	177	29.5
15. Weinman, Carie-Valpo	So	6	175	29.2
16. Echi, LeAndra-INS	Jr	7	203	29.0
Wallace, Tiara-LUC	Sr	6	174	29.0
18. Bhinhar, Mya-MSU	So	8	229	28.6
Franklin, Jasmine-MSU	So	8	229	28.6
20. Koenig, Tatum-BRAD	So	7	199	28.4
21. Nelson, Kristen-SIU	Sr	6	168	28.0
22. Brockmeyer, Abby-SIU	Jr	6	164	27.3
23. Bostrom, Felicia-UE	So	6	163	27.2
24. Wallen, Lexi-ILS	Sr	6	159	26.5
25. Hittner, Becca-DU	Sr	8	210	26.3
26. Monahan, Maddie-DU	Jr	8	209	26.1
27. Rice, Ellie-LUC	Jr	6	155	25.8
28. Saylor, Paige-ILS	Jr	6	154	25.7
29. Martin, Nicole-SIU	Sr	6	152	25.3
30. Rhine, Sara-DU	Sr	8	202	25.3



2019-20 Missouri Valley Conference
INDIVIDUAL BASKETBALL STATISTICS
Through games of Dec 03, 2019 (All games)



TEAM IDENTIFICATION	Team ID
Bradley	BRAD
Drake	DU
Evansville	UE
Illinois State	ILS
Indiana State	INS
Loyola Chicago	LUC
Missouri State	MSU
Northern Iowa	UNI
Southern Illinois	SIU
Valparaiso	VALPO



2019-20 Missouri Valley Conference
Conference Team Highs
Through games of Dec 03, 2019 (All games)



TEAM HIGHS (highest totals made by)

Points	103	Southern Illinois at SIUE (11-08-19)
	101	Bradley vs Eureka (11-16-19)
	98	Loyola Chicago at Chicago State (11-19-19)
	96	Missouri State at Oklahoma (11-14-19)
	95	Northern Iowa vs North Dakota State (11-06-19)
	95	Valparaiso vs Bowling Green (11-24-19)
Margin	62 (101-39)	Bradley vs Eureka (11-16-19)
	45 (98-53)	Loyola Chicago at Chicago State (11-19-19)
	36 (103-67)	Southern Illinois at SIUE (11-08-19)
	35 (84-49)	Bradley at Western Illinois (11-20-19)
	32 (95-63)	Northern Iowa vs North Dakota State (11-06-19)
	32 (94-62)	Drake vs Maine (11-30-19)
Field goals made	41	Bradley vs Eureka (11-16-19)
	37	Drake at South Dakota (11-13-19)
	37	Missouri State at Oklahoma (11-14-19)
	37	Loyola Chicago at Chicago State (11-19-19)
	36	Southern Illinois at SIUE (11-08-19)
Field goal attempts	82	Evansville vs Brescia (11-05-19)
	77	Drake at South Dakota (11-13-19)
	75	Bradley vs Eureka (11-16-19)
	73	Illinois State vs Truman State (11-05-19)
	72	Loyola Chicago at Portland (12-01-19)
Field goal percentage	.639 (23-36)	Evansville at Austin Peay (11-21-19)
	.563 (36-64)	Southern Illinois at SIUE (11-08-19)
	.559 (33-59)	Drake vs Maine (11-30-19)
	.552 (37-67)	Loyola Chicago at Chicago State (11-19-19)
	.550 (33-60)	Southern Illinois at Eastern Michigan (11-23-19)
3-Pt FG made	15	Drake vs Iowa State (11-10-19)
	15	Northern Iowa at Missouri (11-13-19)
	14	Bradley vs Eureka (11-16-19)
	13	Loyola Chicago at Detroit Mercy (11-05-19)
	12	Drake at South Dakota (11-13-19)
	12	Evansville at SIUE (11-13-19)
3-Pt FG attempts	42	Northern Iowa at Missouri (11-13-19)
	40	Evansville vs Brescia (11-05-19)
	36	Evansville at SIUE (11-13-19)
	34	Drake vs Iowa State (11-10-19)
	34	Evansville vs Marshall (11-24-19)
3-Pt percentage	.700 (7-10)	Evansville at Austin Peay (11-21-19)
	.588 (10-17)	Northern Iowa vs North Dakota State (11-06-19)
	.538 (7-13)	Southern Illinois at Eastern Michigan (11-23-19)
	.533 (8-15)	Missouri State at Oklahoma (11-14-19)
	.524 (11-21)	Southern Illinois at SIUE (11-08-19)
Free throws made	29	Bradley vs Miami (OH) (11-23-19)
	27	Northern Iowa vs North Dakota State (11-06-19)
	27	Valparaiso vs Bowling Green (11-24-19)
	22	Missouri State at South Dakota (11-25-19)
	22	Loyola Chicago at Portland (12-01-19)
Free throw attempts	38	Bradley vs Miami (OH) (11-23-19)
	32	Northern Iowa vs North Dakota State (11-06-19)
	32	Valparaiso vs Bowling Green (11-24-19)
	30	Missouri State at South Dakota (11-25-19)
	30	Loyola Chicago at Portland (12-01-19)
Free throw percentage	1.000 (17-17)	Missouri State at Minnesota (11-05-19)
	.923 (12-13)	Bradley at Michigan (11-10-19)

	.923	(12-13)	Drake vs Auburn (12-01-19)
	.917	(11-12)	Evansville vs Eastern Illinois (11-19-19)
	.917	(11-12)	Evansville at Austin Peay (11-21-19)
	.917	(11-12)	Illinois State at North Dakota (11-24-19)
Rebounds	63		Bradley vs Eureka (11-16-19)
	59		Bradley at Western Illinois (11-20-19)
	56		Loyola Chicago at Detroit Mercy (11-05-19)
	56		Loyola Chicago at Kansas City (11-22-19)
	54		Bradley vs George Mason (11-29-19)
Assists	32		Bradley vs Eureka (11-16-19)
	31		Loyola Chicago at Chicago State (11-19-19)
	26		Drake vs Western Illinois (11-24-19)
	25		Drake at South Dakota (11-13-19)
	25		Missouri State vs Kansas City (12-01-19)
Steals	16		Evansville vs Brescia (11-05-19)
	14		Indiana State at UIC (11-19-19)
	13		Indiana State at Kansas (11-07-19)
	13		Missouri State vs Texas A&M-CC (11-08-19)
	13		Valparaiso at North Dakota (11-17-19)
Blocked shots	9		Indiana State at UIC (11-19-19)
	8		Northern Iowa vs Northwest Mo. St. (11-24-19)
	7		Evansville vs Eastern Illinois (11-19-19)
	7		Missouri State vs Santa Clara (11-22-19)
	6		Illinois State vs Truman State (11-05-19)
	6		Missouri State at Minnesota (11-05-19)
	6		Drake vs South Dakota St. (11-08-19)
	6		Bradley vs Eureka (11-16-19)
	6		Bradley at Western Illinois (11-20-19)
	6		Southern Illinois vs Memphis (11-20-19)
	6		Bradley vs Miami (OH) (11-23-19)
Turnovers	33		Evansville at Austin Peay (11-21-19)
	31		Evansville vs Eastern Illinois (11-19-19)
	27		Northern Iowa at Wichita State (11-09-19)
	26		Missouri State at Minnesota (11-05-19)
	26		Evansville at SIUE (11-13-19)
Fouls	35		Indiana State at Western Illinois (11-14-19)
	33		Indiana State at Kansas (11-07-19)
	32		Evansville at SEMO (11-10-19)
	31		Drake at South Dakota (11-13-19)
	31		Valparaiso vs Bowling Green (11-24-19)



2019-20 Missouri Valley Conference
Conference Individual Highs
Through games of Dec 03, 2019 (All games)



INDIVIDUAL PLAYER GAME HIGHS

Points	30	Willard,Alexa (Missouri State) vs Texas A&M-CC (11-08-19)
	30	Hittner,Becca (Drake) vs Maine (11-30-19)
	29	Gonzales, Janae (Loyola Chicago) at Detroit Mercy (11-05-19)
	29	Willard,Alexa (Missouri State) at Oklahoma (11-14-19)
	28	Silvey,Makenzie (Southern Illinois) at SIUE (11-08-19)
	28	Silvey,Makenzie (Southern Illinois) vs Memphis (11-20-19)
Field goals made	13	Feit,Abby (Evansville) vs Brescia (11-05-19)
	12	Willard,Alexa (Missouri State) vs Texas A&M-CC (11-08-19)
	12	Willard,Alexa (Missouri State) at Oklahoma (11-14-19)
	11	Silvey,Makenzie (Southern Illinois) at SIUE (11-08-19)
	11	Rhine,Sara (Drake) at South Dakota (11-13-19)
	11	Silvey,Makenzie (Southern Illinois) vs Memphis (11-20-19)
	11	Franklin,Jasmine (Missouri State) vs Kansas City (12-01-19)
Field goal attempts	23	Feit,Abby (Evansville) vs Brescia (11-05-19)
	22	Maggett, TeTe (Illinois State) vs Truman State (11-05-19)
	22	Petree, Lasha (Bradley) vs George Mason (11-29-19)
	21	Willard,Alexa (Missouri State) at Oklahoma (11-14-19)
	21	Silvey,Makenzie (Southern Illinois) vs Memphis (11-20-19)
Field goal percentage	.917 (11-12)	Franklin,Jasmine (Missouri State) vs Kansas City (12-01-19)
	.769 (10-13)	Rhine,Sara (Drake) vs Iowa State (11-10-19)
	.750 (9-12)	Hittner,Becca (Drake) vs Maine (11-30-19)
	.733 (11-15)	Rhine,Sara (Drake) at South Dakota (11-13-19)
	.727 (8-11)	Day, Allison (Loyola Chicago) vs Vermont (11-08-19)
3-Pt FG made	9	Gonzales, Janae (Loyola Chicago) at Detroit Mercy (11-05-19)
	7	Gonzales, Janae (Loyola Chicago) at Eastern Illinois (11-13-19)
	6	Ruffridge,Elle (Missouri State) vs Texas A&M-CC (11-08-19)
	6	Silvey,Makenzie (Southern Illinois) at SIUE (11-08-19)
	6	Rucker,Karli (Northern Iowa) at Missouri (11-13-19)
	6	Weinman, Carie (Valparaiso) at Toledo (11-27-19)
3-Pt FG attempts	15	Petree, Lasha (Bradley) vs George Mason (11-29-19)
	13	Gonzales, Janae (Loyola Chicago) at Detroit Mercy (11-05-19)
	12	Haack, Gabi (Bradley) at Michigan (11-10-19)
	12	Gonzales, Janae (Loyola Chicago) at Eastern Illinois (11-13-19)
	12	Griffin,A'Niah (Evansville) at SIUE (11-13-19)
	12	Williams,Del'Janae (Indiana State) at UIC (11-19-19)
3-Pt percentage	.692 (9-13)	Gonzales, Janae (Loyola Chicago) at Detroit Mercy (11-05-19)
Free throws made	13	Frederick, Shay (Valparaiso) vs Bowling Green (11-24-19)
	11	Rice, Ellie (Loyola Chicago) at Portland (12-01-19)
	8	Bhinhar,Mya (Missouri State) at Oklahoma (11-14-19)
	8	Galanopoulos, Sam (Loyola Chicago) at Kansas City (11-22-19)
	8	Hittner,Becca (Drake) vs Western Illinois (11-24-19)
	8	Griffin,A'Niah (Evansville) vs Marshall (11-24-19)
Free throw attempts	15	Rice, Ellie (Loyola Chicago) at Portland (12-01-19)
	14	Frederick, Shay (Valparaiso) vs Bowling Green (11-24-19)
	10	Hittner,Becca (Drake) vs South Dakota St. (11-08-19)
	10	Griffin,A'Niah (Evansville) vs Marshall (11-24-19)
	10	Echi,LeAndra (Indiana State) vs CSUN (11-30-19)
	10	Brackmann, Chelsea (Bradley) vs Richmond (12-01-19)
Free throw percentage	1.000 (8-8)	Bhinhar,Mya (Missouri State) at Oklahoma (11-14-19)
	1.000 (8-8)	Hittner,Becca (Drake) vs Western Illinois (11-24-19)
	.929 (13-14)	Frederick, Shay (Valparaiso) vs Bowling Green (11-24-19)
	.889 (8-9)	Galanopoulos, Sam (Loyola Chicago) at Kansas City (11-22-19)
	.800 (8-10)	Griffin,A'Niah (Evansville) vs Marshall (11-24-19)
Rebounds	18	Feit,Abby (Evansville) vs Brescia (11-05-19)
	18	Brackmann, Chelsea (Bradley) vs Miami (OH) (11-23-19)

	14	O'Connor, Abby (Loyola Chicago) at Detroit Mercy (11-05-19)
	13	Brackmann, Chelsea (Bradley) vs George Mason (11-29-19)
	12	Echi,LeAndra (Indiana State) at Eastern Illinois (11-10-19)
	12	Brackmann, Chelsea (Bradley) at Western Illinois (11-20-19)
	12	Hittner,Becca (Drake) vs Western Illinois (11-24-19)
	12	Franklin,Jasmine (Missouri State) at South Dakota (11-25-19)
	12	Brackmann, Chelsea (Bradley) vs Richmond (12-01-19)
	12	Rice, Ellie (Loyola Chicago) at Portland (12-01-19)
Assists	10	Rose,Brenni (Drake) at South Dakota (11-13-19)
	10	Verano, Violeta (Bradley) vs Eureka (11-16-19)
	9	Rose,Brenni (Drake) vs South Dakota St. (11-08-19)
	9	Maggett, TeTe (Illinois State) vs UT-Martin (11-30-19)
	8	Newman,Anna (Evansville) at SIUE (11-13-19)
	8	Maggett, TeTe (Illinois State) at Illinois (11-16-19)
	8	Galanopoulos, Sam (Loyola Chicago) at Chicago State (11-19-19)
	8	Monahan,Maddie (Drake) vs Western Illinois (11-24-19)
	8	Rose,Brenni (Drake) vs Auburn (12-01-19)
Steals	7	Williams,Del'Janae (Indiana State) at UIC (11-19-19)
	5	Calip,Brice (Missouri State) at Minnesota (11-05-19)
	4	Talbot, Megan (Illinois State) vs Truman State (11-05-19)
	4	Wallace,Makayla (Evansville) at SIUE (11-13-19)
	4	Frederick, Shay (Valparaiso) at North Dakota (11-17-19)
	4	Wallace,Makayla (Evansville) vs Eastern Illinois (11-19-19)
	4	Redmond, Juliunn (Illinois State) vs Northern Illinois (11-20-19)
	4	Monahan,Maddie (Drake) vs Western Illinois (11-24-19)
	4	Mayo,CeCe (Indiana State) at Colorado (11-26-19)
	4	Collier,Kierra (Drake) vs Maine (11-30-19)
Blocked shots	6	Echi,LeAndra (Indiana State) at UIC (11-19-19)
	4	Franklin,Jasmine (Missouri State) vs Santa Clara (11-22-19)
	3	Koudelka, Lexy (Illinois State) vs Truman State (11-05-19)
	3	White, Nyjah (Bradley) at Oakland (11-08-19)
	3	Rhine,Sara (Drake) vs Creighton (11-16-19)
	3	Poland,Jada (Evansville) at Austin Peay (11-21-19)
	3	Echi,LeAndra (Indiana State) at Colorado (11-26-19)
Turnovers	8	Petree, Lasha (Bradley) vs Eureka (11-16-19)
	8	Maggett, TeTe (Illinois State) at Illinois (11-16-19)
	7	Maggett, TeTe (Illinois State) at Marquette (11-10-19)
	7	Newman,Anna (Evansville) at SIUE (11-13-19)
	7	Maggett, TeTe (Illinois State) vs Northern Illinois (11-20-19)
	7	Wallace, Tiara (Loyola Chicago) at Kansas City (11-22-19)
	7	Petree, Lasha (Bradley) vs Miami (OH) (11-23-19)
	7	Echi,LeAndra (Indiana State) vs CSUN (11-30-19)