



### 2019-20 Standings -- As of Mon., Dec. 23

	MISSOURI VALLEY				OVERALL			
	Record	Pct.	PF	PA	Record	Pct.	PF	PA
Loyola Chicago	0-0	.000	0.0	0.0	9-1	.900	76.6	62.0
#17/21 Missouri State	0-0	.000	0.0	0.0	9-2	.818	74.5	67.1
Bradley	0-0	.000	0.0	0.0	9-2	.818	72.2	60.1
Illinois State	0-0	.000	0.0	0.0	8-2	.800	69.2	58.1
Southern Illinois	0-0	.000	0.0	0.0	8-3	.727	76.3	65.5
Northern Iowa	0-0	.000	0.0	0.0	8-3	.727	70.9	61.0
Valparaiso	0-0	.000	0.0	0.0	6-3	.667	62.9	63.2
Drake	0-0	.000	0.0	0.0	7-4	.636	80.8	70.8
Evansville	0-0	.000	0.0	0.0	3-8	.273	62.9	69.3
Indiana State	0-0	.000	0.0	0.0	2-9	.182	62.1	68.5

• MVC Home: 0-0 • Non-Conference: 69-37 • Home: 37-7 • Away: 26-24 • Neutral: 6-6 • Top-25: 1-4 • •

### Recent Results/ Upcoming Schedule

#### Tuesday, December 17

Morehead State at Valparaiso ..... W, 55-53  
Drake at Oklahoma ..... L, 93-84

#### Wednesday, December 18

Chicago State at Evansville ..... W, 76-42

#### Thursday, December 19

Jackson State at Illinois State ..... W, 77-55  
Southern Illinois vs. Western Illinois ..... W, 79-65

#### Friday, December 20

Bradley vs. Liberty ..... L, 75-63  
Southern Illinois at Northern Illinois ..... W, 80-61  
#16 DePaul at Loyola ..... L, 83-76  
#20 Missouri State at #17 Gonzaga ..... L, 64-52

#### Saturday, December 21

Bradley vs. Eastern Washington ..... W, 66-46  
SEMO at Indiana State ..... L, 68-58  
Drake at Iowa ..... L, 79-67

#### Sunday, December 22

Evansville at Miami (OH) ..... L, 72-64  
UNI at Iowa State ..... W, 71-63

#### Saturday, December 28

Chicago State at Valparaiso (ESPN3) ..... 1 PM

#### Sunday, December 29

Drake at Northern Illinois (ESPN3) ..... 2 PM  
Illinois State at Austin Peay (ESPN+) ..... 2 PM

#### Monday, December 30

Saint Louis at Indiana State (ESPN3) ..... 4 PM  
Valparaiso at Eastern Illinois ..... 6 PM  
Western Michigan at Loyola (ESPN+) ..... 7 PM

#### Tuesday, December 31

William Jewel at Missouri State (ESPN3) ..... 1 PM


#### Friday, January 3

Missouri State at Loyola (ESPN+) ..... 3 PM\*  
Indiana State at Illinois State (ESPN+) ..... 6 PM\*  
UNI at Drake (ESPN+) ..... 6 PM\*  
Southern Illinois at Valparaiso (ESPN+) ..... 6 PM\*  
Evansville at Bradley (ESPN3) ..... 7 PM\*

#### Sunday, January 5

Southern Illinois at Loyola (ESPN+) ..... 1 PM\*  
Missouri State at Valparaiso (ESPN3) ..... 1 PM\*  
Evansville at Illinois State (ESPN+) ..... 2 PM\*  
Indiana State at Bradley (ESPN+) ..... 2 PM\*

**ALL TIMES CENTRAL**  
\* MVC Contest



### MVC Player of the Week

#### Lexi Wallen, Sr., F, Illinois State

Fifth-year senior Lexi Wallen averaged 20.0 points and led Illinois State in scoring in both games last week to help the 'Birds go 2-0 in their final games before holiday break. In Monday's victory over SIUE, Wallen had 19 points, shooting 7-of-11 (63.6%) from the field and adding five rebounds, an assist and a steal. She also had 21 points in Thursday's win over Jackson State, tallying 17 of her 21 points in the fourth quarter and contributing to a 25-7 ISU run to close the game and secure the victory.

Wallen had a team-high eight rebounds, three assists and two steals in the win as well. The senior has now led the 'Birds in scoring in five games this season, featuring four performances scoring 20+ points.

**Other Notable Performances:** Lasha Petree (BRAD); Sara Rhine (DU); Adrian Folks (INS); Allison Day (LUC); Brice Calip (MSU); Karli Rucker (UNI); Makenzie Silvey (SIU); Addison Stoller (VALPO)



### MVC Newcomer of the Week

#### Kristina Cavey, Gr., G, UNI

UNI's Kristina Cavey scored a season-high 20 points and grabbed a career-high 10 rebounds to record a double-double for the first time in her career in a win at Iowa State. She was 4-for-8 from the field, 2-for-5 from the three-point line and 10-for-10 from the free-throw line in the win. She also tallied three assists and two steals. The win over Iowa State was the first road win over the Cyclones in program history and completed the first sweep of Iowa and Iowa State since the 1974-75 season. The Panthers have three wins over Power Five opponents in one season for the first time in program history.

**Other Notable Performances:** Mahri Petree (BRAD); Lola Bracy (UE); Mary Crompton (ILS); Adrian Folks (INS); Jala Johnson (LUC); Carrie Weinman (VALPO)

## NOTEWORTHY

*In addition to the league's Player and Newcomer of the Week selections, several conference players had notable performances, including:*

**Lasha Petree (BRAD)** - Named to the all-tournament team at the Roo Holiday Classic, sophomore Lasha Petree averaged a team-best 17.0 points per game, while shooting 41.7 percent from three-point range. She also averaged 2.0 rebounds, 2.0 assists and 2.5 steals per game in the two contests. Petree opened the tournament with a game-high 22 points against Liberty, hitting 3-of-5 three-point attempts along with going 7-for-8 from the charity stripe. She also tallied three rebounds, two assists, a block and two steals. She followed it up with 12 points, one rebound, two assists and three steals in a 20-point romp over Eastern Washington as the Braves capped the non-conference portion of the schedule with a 9-2 record.

**Sara Rhine (DU)** - Sara Rhine averaged 19.5 points and 8.0 rebounds per game while shooting a blistering 65.4 percent from the floor and an impressive 83.3 percent from the free throw line in a pair of road games. Rhine began the week at Oklahoma with her first double-double of the season with 22 points and 10 rebounds and she added two assists and one steal in 27 minutes. She followed that with 17 points, seven points, one block and one steal in 22 minutes at Iowa. Rhine leads the MVC in scoring at 18.9 points per game and shooting at 65.9 percent.

**Adrian Folks (INS)** - Adrian Folks was the unquestioned leader of the Sycamores against Southeast Missouri on Saturday evening. The freshman forward earned her first career double-double with 11 points and 11 rebounds, both career-highs. In addition to her double-double, Folks also finished with one steal to complete her stat line.

**Allison Day (LUC)** - Loyola sophomore forward Allison Day averaged a team-high 18.0 points in addition to 5.5 rebounds, 3.0 assists, 1.0 blocks, and 1.0 steals as the Ramblers split a pair of games last week. In Monday's 84-76 win over Bowling Green, Day poured in a career-high 20 points (8-13 FGs, 4-6 FTs) to go along with seven rebounds, three assists, a block, and a steal. The Russellville, Ohio native added 16 points (6-8 FGs, 4-5 FTs), four rebounds, three assists, a block, and a steal in Friday's 83-76 setback to No. 16/16 DePaul. Day currently sits as part of a tie for ninth in the MVC in scoring (14.5 ppg) and ranks 23rd nationally in field goal percentage, operating at a 60.4 percent clip from the field.

**Brice Calip (MSU)** - Brice Calip scored a game-high 15 points at 17th-ranked Gonzaga, adding six rebounds, three assists and two steals in a career-high 37 minutes. Calip got to the foul line seven times and committed only one turnover.

**Karli Rucker (UNI)** - Karli Rucker scored a season-high 25 points, including 14 in the fourth quarter to spur a 16-0 Panther run and a road win over Iowa State for the first time in program history. The Panthers own wins over Iowa State and Iowa for the first time since the 1974-75 season. Rucker was 9-18 from the field, 3-7 from the three-point line and 4-5 from the line. She also had two assists and two steals in the win. The Panthers have three wins over power-five opponents in one season for the first time in program history.

**Makenzie Silvey (SIU)** - Makenzie Silvey took home Tournament MVP honors after she helped the Salukis win the Compass Challenge for the second-straight season. The junior guard averaged 14.5 points, four assists and two steals for the tournament. In the win over Western Illinois, the Glen Carbon, Ill. native scored 15 points to go along with four assists and two steals. She followed with 14 points, four assists, three rebounds and two steals in the win over Northern Illinois.

**Addison Stoller (VALPO)** - Stoller led all players in scoring and tied for team-high honors in the rebounding column as well to help lead Valpo to its fifth consecutive win on Tuesday.

**Mahri Petree (BRAD)** - Petree averaged 5.5 points per game off the bench at the Roo Holiday Classic in Kansas City, Mo., also collecting 2.5 rebounds and 1.0 assist per game. She paced the Bradley reserves with seven points Friday against Liberty and had two rebounds in her 16 minutes of action. Mahri helped highlight Saturday's 66-46 win over Eastern Washington with four points, three rebounds, two assists and a steal in just 12 minutes.

**Lola Bracy (UE)** - Following up being the MVC Newcomer of the Week, junior Lola Bracy continued her strong form for the Aces. In a 76-42 win over Chicago State on Wednesday, Bracy scored 10 points, while collecting three rebounds and contributing two assists. Against Miami (Ohio) on Sunday, Bracy led the Aces with 17 points and pulled down eight rebounds on the road in the non-conference finale.

**Mary Crompton (ILS)** - Redshirt freshman Mary Crompton combined for 31 points and started in both of ISU's two wins last week, totaling 10 three-pointers while shooting 71.4 percent (10-of-14) from behind the arc. In Monday's victory over SIUE, Crompton recorded a career-high 16 points and five assists, including five triples. The Iowa City, Iowa, native also drained five three-pointers in Thursday's win over Jackson State, posting 15 points and grabbing two boards.

**Jala Johnson (LUC)** - Loyola freshman guard Jala Johnson chipped in 9.0 points and 3.0 rebounds in two appearances for the Ramblers this past week. After adding four points (2-2 FGs), a rebound, and an assist in Monday's 84-76 victory against Bowling Green, Johnson turned in one of the top showings of her brief collegiate career in Friday's clash with No. 16/16 DePaul. The Toledo, Ohio product came off the bench to score a season-best 14 points (6-9 FGs, 2-2 3FGs) while also grabbing five rebounds. Johnson currently finds herself in fifth on the Rambler roster in scoring at 7.0 ppg.

**Carie Weinman (VALPO)** - Weinman scored eight points in helping Valpo to its fifth straight win, including the game's clinching free throws with 4.7 seconds to play. She also led all players with four steals after entering the game with just three steals total in the season's first eight games combined.

## PLAYERS OF THE WEEK

DATE	PLAYER	SCHOOL
N11	Sara Rhine	Drake
N18	Alexa Willard	Missouri State
N25	Gabi Haack	Bradley
D2	Jasmine Franklin	Missouri State
D9	Lasha Petree	Bradley
D16	Jasmine Franklin	Missouri State
D23	Lexi Wallen	Illinois State
J6		
J13		
J20		
J27		
F3		
F10		
F17		
F24		
M2		
M9		

## NEWCOMERS OF THE WEEK

DATE	PLAYER	SCHOOL
N11	Abby Feit	Evansville
N18	Kristina Cavey	UNI
N25	Sam Galanopoulos	Loyola Chicago
D2	Carie Weinman	Valparaiso
D9	Jamyra McChristine	Indiana State
D16	Lola Bracy	Evansville
D23	Kristina Cavey	UNI
J6		
J13		
J20		
J27		
F3		
F10		
F17		
F24		
M2		
M9		

*MVC Players and Newcomers of the Week are selected each week during the women's basketball season. The players are announced on Monday afternoon and appear in a weekly press release. Nominees are provided by each school's sports information contact and voted on by a panel appointed by the league office.*

## Impressive Winning %

Valley women's hoops sits 69-37 during non-conference play. The Valley has the second-highest winning percentage outside of the Power Five conferences entering the final week of non-conference action.

### Top Winning Percentages by Conference

.835 - Pac 12  
.789 - Big Ten  
.779 - Big 12  
.731 - SEC  
.679 - ACC  
.675 - Ivy League  
**.651 - Missouri Valley**

## Historic Conference RPI

The Valley ranks seventh nationally in the NCAA's conference RPI report (Dec. 23). The Valley sits behind the Pac-12, Big Ten, ACC, SEC, Big 12 and Big East entering this week.

The Valley record for RPI in a season is 8th (2008 & 2011).

### Conference RPI

1. Pac-12
2. Big Ten
3. ACC
4. SEC
5. Big 12
6. Big East
7. **Missouri Valley**

## RPI Update

The latest weekly installment of the NCAA RPI Report (Dec. 23) has six Valley teams that rank in the top-100, including three in the top 40. Missouri State leads the way at No. 2 with Drake at No. 34 and UNI at No. 36. Illinois State (48), Loyola Chicago (80) and Southern Illinois (82) round out the schools in the Top 100.

Team	RPI
Missouri State	2
Drake	34
UNI	36
Illinois State	48
Loyola Chicago	80
Southern Illinois	82
Bradley	119
Valparaiso	141
Indiana State	289
Evansville	334

## Power Five Wins

The MVC secured nine wins over Power Five programs during the non-conference schedule. The Valley went 9-12 vs. Power Five teams, tripling last season's win total of three. The Valley has a winning record against the Big 12 (3-2) and SEC (3-1) and sits 3-7 vs. the Big Ten and 0-2 vs. the Pac-12. The average margin of victory in the nine wins is 8.7 points per game. Missouri State and UNI each had three, Drake two, and Illinois State one.

### MVC's Wins Over Power Five Teams

Iowa State at Drake, W - 86-81  
Missouri State at Oklahoma, W - 96-90  
Illinois State at Illinois, W - 74-58  
Iowa at UNI, W - 88-66  
Missouri State at Minnesota, W - 77-69  
UNI at Missouri, W - 78-73  
Drake vs. Auburn, W - 83-82  
Missouri at Missouri State, W - 79-72  
UNI at Iowa State, W - 71-63

## New Non-Con Record

Valley women's basketball has already eclipsed 60 wins in non-conference play heading into the final weekend of non-league play. Only five times previously since the 1992-93 season has the MVC claimed 60+ non-league wins in a season. This year's 69 wins sets a new league record for most non-con wins, surpassing 66 wins in 2009-10.

### MVC Top Non-Conference Records (by Winning %)

1.	1994-95	54-28 (.659)
2.	<b>2019-20</b>	<b>69-37 (.651)</b>
3.	1998-99	55-31 (.640)
4.	2009-10	66-38 (.635)
5.	1993-94	62-37 (.626)
6.	1997-98	50-30 (.625)
7.	1996-97	49-32 (.598)
8.	2002-03	52-39 (.571)
9.	2001-02	51-39 (.567)
10.	2004-05	52-40 (.565)
11.	2007-08	62-48 (.564)
12.	1999-00	47-37 (.560)
13.	2010-11	62-49 (.559)
14.	2005-06	51-42 (.548)
15.	2018-19	61-52 (.540)
	1992-93	54-46 (.540)

## And We're Off

The league's 90-game conference slate begins on Friday, Jan. 3, with five games on the calendar. The opening night is highlighted by UNI at Drake and Missouri State at Loyola Chicago.

## Quick Starts Crucial

Since 1982-83, just three teams (Missouri State, champions in 1998-99, 1994-95 and 1990-91; Drake, champions in 1996-97 and co-champions in 1987-88; and Evansville, a 2007-08 co-champion) have won at least a share of the regular-season title without winning its regular-season opener. In fact, 14 of the last 19 regular-season champs (or co-champs) have opened 2-0 or better in MVC play, with Evansville in 2007-08, Missouri State in 2004-05, UNI in 2010-11, Missouri State in 2011-12 and UNI in 2015-16 serving as the only five exceptions.

## Road Success

Loyola Chicago is tied with UConn for the national lead with a 6-0 road record this season and is one of four teams with at least six road victories overall. Cleveland State is 7-1 on the road, while Duquesne is 6-1.

The Valley has posted a 26-24 overall road record this season. The 26 non-conference road wins is the most this decade for The Valley (21 road wins in 2011-12 & 2012-13).

## Home Sweet Home

Six MVC teams are unbeaten at home: Bradley (4-0), Drake (5-0), Illinois State (6-0), Missouri State (5-0), UNI (4-0) and Valparaiso (3-0) have unblemished records on their home courts this season. The Valley currently holds a 37-7 (.841) mark at home this season. The 37 home wins ties a Valley record for most home wins this decade (2010-11 season).

## Title Town

The league has had nine different regular-season champions in the past 13 seasons (SIU-2007, DU/UE/ILS-2008, ILS-2009, ILS-2010, UNI-2011; MSU-2012; WSU/CU-2013; INS/WSU-2014; WSU-2015; UNI-2016; DU-2017; DU-2018; DU-2019). Bradley, Loyola and Valparaiso are the only league teams not to have won a regular-season MVC championship.

## For Starters

The 18-game conference schedule begins with five games on Jan. 3. Here's a look at how current MVC members have fared in conference-opening games in the last five seasons. Southern Illinois has the current longest winning streak in MVC openers, having won its last six conference debuts.

Team	ALL	Home	Away	Streak
Bradley	1-4	0-3	1-1	L1
Drake	4-1	1-1	3-0	W3
Evansville	2-3	1-1	1-2	L2
Illinois State	2-3	2-3	0-0	W1
Indiana State	1-4	1-1	0-3	L3
Loyola	2-3	1-1	1-2	W1
Missouri State	3-2	1-2	2-0	W2
UNI	4-1	2-0	2-1	L1
Southern Illinois	5-0	2-0	3-0	W6
Valparaiso	0-2	0-0	0-2	L2

## Strength of Schedule

Two Valley teams have a SOS ranking in the Top 25 according to the NCAA (Dec. 23). Missouri State leads The Valley with a SOS of No. 12. Drake comes in this week ranked No. 21.

## Poll Position

Missouri State fell to No. 21 in this week's AP Top 25 Poll, following Friday night's loss at No. 17 Gonzaga

The Lady Bears sit 17th in the USA Today Coaches Top25 Poll (Dec 17).

## Mid-Major Top-25 Poll

Drake, Missouri State and UNI all appear in the latest CollegeInsider.com Mid-Major Top 25 (Dec. 17). The Lady Bears sit second in the poll behind Gonzaga, while Drake sits sixth and UNI No. 20. Illinois State, Loyola and Bradley are all receiving votes this week.

## Against the Field

The MVC holds a winning record against 15 leagues in non-conference play, including the American (2-1), America East (2-0), A10 (3-2), Big 12 (3-2), Big Sky (1-0), Horizon (6-2), Ivy (1-0), MAC (7-1), Mountain West (1-0), Ohio Valley (10-8), SEC (3-1) Southland (1-0), Summit (10-4), SWAC (2-0) and WAC (4-0). The MVC holds a .500 mark against Conference USA (1-1) and the West Coast (2-2). The MVC has a losing vs. the Atlantic Sun (0-1), Big East (1-3), Big Ten (3-7), Big West (0-1) and Pac-12 (0-2).



## Rhine on McClain Watch List

The Naismith Memorial Basketball Hall of Fame and the WBCA announced that Drake senior Sara Rhine is one of 20 watch list candidates for the 2020 Katrina McClain Award. Named after the two-time All-American and 1987 National Player of the Year, the annual award in its third year recognizes the top power forwards in women's NCAA Division I college basketball. By mid-February, the watch list of 20 players for the 2020 award will be narrowed to just 10.

## Hittner on Drysdale Watch List

The Naismith Memorial Basketball Hall of Fame and the WBCA announced that Drake senior Becca Hittner is one of 20 watch list candidates for the 2020 Ann Meyers Drysdale Award. Named after the first player, male or female, selected to the All-America Team in four-straight college seasons, the annual Drysdale award is in its third year and recognizes the top shooting guard in NCAA Division I women's college basketball. By mid-February, the watch list of 20 players for the 2020 award will be narrowed to just 10.

## Wade Award Watch List

Drake's Becca Hittner and Sara Rhine have each been selected to the "Wade Watch" list of candidates for the 2020 Wade Trophy presented to the best player in college women's basketball, the WBCA announced Thursday. Drake joins Oregon, Stanford, UConn and Oregon State as the only schools with multiple players on the list.

## Wooden Award Watch List

Drake senior Becca Hittner has been named to the John R. Wooden Award® presented by Wendy's® Women's Preseason Top 30 Watch List. The preseason list represents nine conferences: the Pac-12 leads all conferences with nine selections, followed by the SEC with six, the ACC and Big 12 with four apiece, the American and Big Ten with two each, and Conference USA, Ivy League, and Missouri Valley with one selection apiece.

## 1,000 Point Club

The Valley has four active players in the 1,000 point club. Sara Rhine sits fourth on the NCAA career scoring chart, while Hittner sits ninth. The duo is the second highest teammate scoring tandem in the country behind Oregon's Sabrina Ionescu and Ruthy Hebard.

### Current MVC Players in 1,000 Point Club

1,862 - Sara Rhine, Drake  
1,744 - Becca Hittner, Drake  
1,223 - Alexa Willard, Missouri State  
1,193 - Nicole Martin, Southern Illinois

## Bulldogs Favored

Drake was tabbed as the preseason favorite in the MVC Women's Basketball race in the annual survey of the league's coaches, SIDs and media.

### 2019-20 MVC WBB Preseason Poll

Rank	Team (1st-place votes)	Points
1.	Drake (31).....	359
2.	Missouri State (8).....	329
3.	UNI (1).....	297
4.	Bradley.....	255
5.	Southern Illinois.....	235
6.	Illinois State.....	212
7.	Loyola.....	188
8.	Valparaiso.....	126
9.	Indiana State.....	111
10.	Evansville.....	88

### MVC WBB Preseason All-Conference

PLAYER, TEAM	POS.	CL.
*Becca Hittner, Drake	G	Sr.
Nicole Martin, Southern Illinois	F	Sr.
TeTe Maggett, Illinois State	G	Sr.
Sara Rhine, Drake	F	RSr.
Karli Rucker, UNI	G	Jr.

\*Preseason Player of the Year

## Hoops in the Heartland

The 2020 Missouri Valley Conference Women's Basketball Tournament will return to the TaxSlayer Center in Moline, Ill., for the fifth-straight season.

Affectionately coined "Hoops in the Heartland," the four-day event (Mar. 12-15) will showcase all 10 Missouri Valley Conference schools as they compete for the Valley's automatic berth into the NCAA Tournament.

The MVC's agreement with Visit Quad Cities will keep the MVC Women's Basketball Championship in TaxSlayer Center through at least 2021.

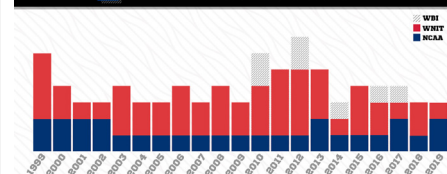
The 2020 tournament will mark the 13th-consecutive season in its 38-year history that the event will take place at a neutral site.

The Missouri Valley Conference is one of only seven conferences (out of 32 nationally) where the women's basketball tournament is played at a neutral site, separate from the men's championship (AAC, ACC, Big Ten, Big 12, MVC, Pac-12 and SEC are the others).

## Postseason League

The MVC has seen an average of four league teams participate in postseason play in the last 21 seasons, including three teams reaching postseason play in 2018-19. Missouri State reached the Sweet Sixteen for the fourth time in program history, while Drake fell to Missouri in the First Round of the NCAA Tournament. UNI received a bid to the WNIT for the second-straight season. The Valley has earned multiple NCAA Tournament bids in 12 different seasons, including two out of the last three seasons.


**4 MVC TEAMS ON AVERAGE HAVE COMPETED IN THE POSTSEASON EACH YEAR SINCE 1999.**



## Starters Returning

The Missouri Valley Conference will see 30 of 50 starters return (60%) for the 2019-20 season. The league will return nine of its top 10 in scoring, seven of its top 10 in rebounding and four of its top five in assists. The Valley will also have eight of its 11 All-MVC players return and five of its six honorable mention selections.

**30 OF 50 STARTERS ARE RETURNING FOR THE 2019-20 SEASON**



## Coaches Teleconferences

Teleconferences with The Valley head coaches will be conducted twice throughout the season. The conferences begin at 11:45 a.m. (CST). To participate in the conference calls, call (877) 417-8778. Coaches call (877) 417-8756.

Media will be allowed to ask questions directly of the coaches. The session dates for 2019-20 are Tuesday, January 7 and Tuesday, March 10.

Time	Women's Head Coach, School
11:45 p.m.	Jennie Baranczyk, Drake
11:50 a.m.	Amaka Agugua-Hamilton, Missouri State
11:55 a.m.	Andrea Gorski, Bradley
12:00 p.m.	Kate Achter, Loyola
12:05 p.m.	Mary Evans, Valparaiso
12:10 p.m.	Matt Ruffing, Evansville
12:15 p.m.	Kristen Gillespie, Illinois State
12:20 p.m.	Vicki Hall, Indiana State
12:25 p.m.	Tanya Warren, UNI
12:30 p.m.	Cindy Stein, Southern Illinois

### Missouri Valley Conference vs. Non-Conference Opponents (69-37, .651)

**Overall:** 69-37 (.651)  
**Home:** 37-7 • **Away:** 26-24 • **Neut:** 6-6 • **Top-25:** 1-4

<b>American Athletic</b> .....	<b>2-1 (H: 1-1; A: 1-0)</b>
Memphis.....	0-1
at Southern Illinois.....	L, 70-66
Wichita State.....	2-0
at Missouri State.....	W, 68-55
UNI.....	W, 61-50

<b>America East</b> .....	<b>2-0 (H: 1-0; N: 1-0)</b>
Maine.....	2-0
vs. Drake.....	W, 94-62
Vermont.....	1-0
at Loyola.....	W, 78-76

<b>Atlantic Sun</b> .....	<b>0-1 (N: 0-1)</b>
Liberty.....	0-1
vs. Bradley.....	L, 75-63

<b>Atlantic-10</b> .....	<b>3-2 (H: 1-0; A: 0-2; N: 2-0)</b>
George Mason.....	1-0
vs. Bradley.....	W, 61-59
Richmond.....	1-0
vs. Bradley.....	W, 61-57
Saint Louis.....	1-2
Illinois State.....	L, 61-56
at Indiana State.....	L, 61-56
at Southern Illinois.....	W, 61-53

<b>Big 12</b> .....	<b>3-2 (H: 1-0; A: 2-2)</b>
Iowa State.....	2-0
at Drake.....	W, 86-81
UNI.....	W, 71-63
Kansas.....	0-1
Indiana State.....	L, 84-72
Oklahoma.....	1-1
Drake.....	L, 93-84
Missouri State.....	W, 96-90

<b>Big East</b> .....	<b>1-3 (H: 1-1; A: 0-2)</b>
Creighton.....	1-1
at Drake.....	W, 63-53
UNI.....	L, 57-54
DePaul.....	0-1
at Loyola.....	L, 83-76
Marquette.....	0-1
Illinois State.....	L, 58-41

<b>Big Ten</b> .....	<b>3-7 (H: 1-0; A: 2-4; N: 0-3)</b>
Illinois.....	1-1
Evansville.....	L, 59-44
Illinois State.....	W, 74-58
Iowa.....	1-1
Drake.....	L, 79-67
at UNI.....	W, 88-66
Michigan.....	0-1
Bradley.....	L, 77-57
Minnesota.....	1-0
Missouri State.....	W, 77-69
Northwestern.....	0-1
Valparaiso.....	L, 69-48
Ohio State.....	0-2
vs. UNI.....	L, 64-46
vs. Valparaiso.....	L, 89-38
Purdue.....	0-1
vs. Drake.....	L, 67-47

<b>Big Sky</b> .....	<b>1-0 (N: 1-0)</b>
Eastern Washington.....	1-0
vs. Bradley.....	W, 66-46

<b>Big West</b> .....	<b>0-1 (N: 0-1)</b>
Cal State Northridge.....	0-1
vs. Indiana State.....	L, 67-59

<b>Conference USA</b> .....	<b>1-1 (H: 1-1)</b>
Marshall.....	1-1
at Evansville.....	W, 66-62 (OT)
at Indiana State.....	L, 72-60

<b>Horizon</b> .....	<b>6-2 (H: 2-1; A: 4-1)</b>
Detroit Mercy.....	2-0
Loyola.....	W, 89-60
Valparaiso.....	W, 77-58
IUPUI.....	1-1
at UNI.....	W, 51-50
Southern Illinois.....	L, 81-78
UIC.....	2-0
Indiana State.....	W, 61-40
at Valparaiso.....	W, 63-37
Northern Kentucky.....	0-1
at Indiana State.....	L, 70-68
Oakland.....	1-0
Bradley.....	W, 74-58

<b>Ivy League</b> .....	<b>1-0 (H: 1-0)</b>
Dartmouth.....	1-0
at Loyola.....	W, 61-40

<b>Mid-American</b> .....	<b>7-1 (H: 4-0; A: 3-1)</b>
Bowling Green.....	2-0
at Loyola.....	W, 84-76
at Valparaiso.....	W, 95-90 (OT)
Eastern Michigan.....	1-0
Southern Illinois.....	W, 85-54
Northern Illinois.....	2-0
Drake.....	D29
at Illinois State.....	W, 69-66
Southern Illinois.....	W, 80-61
Miami (OH).....	1-1
at Bradley.....	W, 79-68
Evansville.....	L, 72-64
Toledo.....	1-0
Valparaiso.....	W, 61-54
Western Michigan.....	0-0
at Loyola.....	D30

<b>Mountain West</b> .....	<b>1-0 (A: 1-0)</b>
Boise State.....	1-0
Missouri State.....	W, 72-69

<b>Ohio Valley</b> .....	<b>10-8 (H: 6-3; A: 4-5)</b>
Austin Peay.....	0-1
Evansville.....	L, 80-64
Illinois State.....	D29
Eastern Illinois.....	2-1
at Evansville.....	L, 90-44
Indiana State.....	W, 59-57
Loyola.....	W, 67-51
Valparaiso.....	D30
Morehead State.....	1-0
at Valparaiso.....	W, 55-53
Murray State.....	1-2
at Evansville.....	L, 61-59
Indiana State.....	L, 70-62
at Southern Illinois.....	W, 76-66
SEMO.....	0-3
Evansville.....	L, 83-60
at Indiana State.....	L, 68-58
Southern Illinois.....	L, 79-65
SIUE.....	3-1
Evansville.....	L, 85-74
at Illinois State.....	W, 74-53
Loyola.....	W, 63-50
Southern Illinois.....	W, 103-67
UT-Martin.....	2-0
at Illinois State.....	W, 70-47
at Southern Illinois.....	W, 70-59
Tennessee Tech.....	1-0
at Southern Illinois.....	W, 76-65

<b>PAC-12</b> .....	<b>0-2 (A: 0-2)</b>
Colorado.....	0-1
Indiana State.....	L, 59-46
Oregon State.....	0-1
Missouri State.....	L, 80-69

<b>SEC</b> .....	<b>3-1 (H: 1-0; A: 1-0; N: 1-1)</b>
Alabama.....	0-1
vs. UNI.....	L, 87-77
Auburn.....	1-0
vs. Drake.....	W, 83-82
Missouri.....	2-0
at Missouri State.....	W, 79-72
UNI.....	W, 78-73

<b>Southland</b> .....	<b>1-0 (H: 1-0)</b>
Texas A&M-CC.....	1-0
at Missouri State.....	W, 79-51

<b>Summit</b> .....	<b>10-4 (H: 4-0; A: 5-4; N: 1-0)</b>
North Dakota.....	1-1
Illinois State.....	W, 66-58
Valparaiso.....	L, 65-63
North Dakota State.....	3-0
at Bradley.....	W, 70-64
at UNI.....	W, 95-63
Valparaiso.....	W, 66-54
Omaha.....	1-0
UNI.....	W, 81-45

Purdue Fort Wayne.....	0-1
Evansville.....	L, 67-64
South Dakota.....	1-1
Drake.....	L, 102-94 (OT)
Missouri State.....	W, 74-66
South Dakota State.....	1-0
at Drake.....	W, 74-67
Western Illinois.....	4-1
Bradley.....	W, 84-49
at Drake.....	W, 94-75
at Illinois State.....	W, 78-65
Indiana State.....	L, 83-72
vs. Southern Illinois.....	W, 79-65

<b>SWAC</b> .....	<b>2-0 (H: 2-0)</b>
Jackson State.....	2-0
at Bradley.....	W, 78-69
at Illinois State.....	W, 77-55

<b>West Coast</b> .....	<b>2-2 (H: 1-0; A: 1-2)</b>
Gonzaga.....	0-1
Missouri State.....	L, 64-52
Pacific.....	0-1
Indiana State.....	L, 83-66
Portland.....	1-0
Loyola.....	W, 78-64 (OT)
Santa Clara.....	1-0
at Missouri State.....	W, 71-64

<b>WAC</b> .....	<b>4-0 (H: 2-0; A: 2-0)</b>
Chicago State.....	2-0
at Evansville.....	W, 76-42
Loyola.....	W, 98-53
at Valparaiso.....	D28
UMKC.....	2-0
Loyola.....	W, 72-67 (OT)
at Missouri State.....	W, 83-58

<b>Non-Division I</b> .....	<b>5-0 (H: 5-0)</b>
Brescia (Ky.).....	1-0
at Evansville.....	W, 77-61
Eureka.....	1-0
at Bradley.....	W, 101-39
Northwest Missouri State.....	1-0
at UNI.....	W, 78-53
Truman State.....	1-0
at Illinois State.....	W, 87-60
Waldorf.....	1-0
at Drake.....	W, 103-18
William Jewell.....	0-0
at Missouri State.....	D31

<b>AP Top-25</b> .....	<b>1-4 (H: 0-1; A: 1-3)</b>
#7 Oregon State.....	0-1
Missouri State.....	L, 80-69
#16 DePaul.....	0-1
at Loyola.....	L, 83-76
#17 Gonzaga.....	0-1
Missouri State.....	L, 64-52
#23 Minnesota.....	1-0
Missouri State.....	W, 77-69
#25 Michigan.....	0-1
Bradley.....	L, 77-57

<b>2019 NCAA Teams</b> .....	<b>7-7 (H: 4-1; A: 3-6)</b>
DePaul.....	0-1
at Loyola.....	L, 83-76
Gonzaga.....	0-1
Missouri State.....	L, 64-52
Iowa.....	1-1
Drake.....	L, 79-67
at UNI.....	W, 88-66
Iowa State.....	2-0
at Drake.....	W, 86-81
UNI.....	W, 71-63
Marquette.....	0-1
Illinois State.....	L, 58-41
Michigan.....	0-1
Bradley.....	L, 77-57
Missouri.....	2-0
at Missouri State.....	W, 79-72
UNI.....	W, 78-73
Oregon State.....	0-1
Missouri State.....	L, 80-69
South Dakota.....	1-1
Drake.....	L, 102-94 (OT)
Missouri State.....	W, 74-66
South Dakota State.....	1-0
at Drake.....	W, 74-67

114 NON-CONFERENCE OPPONENTS

49 ROAD

50 HOME

15 NEUTRAL

13 GAMES AGAINST TOURNAMENT TEAMS

8 GAMES AGAINST TEAMS FINISHING IN TOP 25

7 TOURNAMENTS

18 GAMES AGAINST POWER 5 OPPONENTS

10 BIG

4 XII

3 SEC

1

## BRADLEY (9-2)

### Valley Opener

Bradley will start Missouri Valley Conference play with a three-game home stand for the first time since 2004-05 and just the fourth time in program history (1998-99 & 1992-93). The Valley opener against Evansville will mark the first time dating back to 1996-97 that Bradley will face the Aces in the first league game of the year and just the second Valley opener against UE overall. The Braves will be trying to open MVC play with a home victory for the first time since kicking off the 1996-97 Valley schedule with an 83-53 victory over Evansville at Robertson Memorial Field House.



### No Place Like Home

Helped by a 10-game home win streak, the Braves have had success in the state of Illinois, winning eight consecutive regular-season games played in the Land of Lincoln and owning 13-1 mark in their last 14 regular-season games played in Illinois dating back to the last home loss (Jan. 18, 2019 vs. Missouri State). Bradley plays the next four games in the state of Illinois and six of the first seven league games.

### Historic Pace

Junior Gabi Haack and sophomore Lasha Petree were Bradley's first pair of players to hit at least 50 three-pointers in a season since 1994-95 last year and the duo is on a historic pace so far in 2019-20. With both individuals among the top four in the MVC in three-pointers per game, Petree (2.8 per game) and Haack (2.7 per game) have combined for 61 three-pointers, which is more than two MVC team's total trey's through games of Dec. 22. Bradley is averaging a league-best 8.5 three-pointers per game (25th nationally) and the team's 94 total triples is already halfway to matching the school season record of 188 set in 1994-95.

Date	Opponent	Location	TV	Time
N8	at Oakland	W, 74-58		1-0
N10	at #25 Michigan	L, 77-57		1-1
N16	Eureka	W, 101-39		2-1
N20	at Western Illinois	W, 84-49		3-1
N23	Miami (OH)	W, 79-68		4-1

#### Coastal Carolina Tournament

N29	vs. George Mason	W, 61-59		5-1
D1	vs. Richmond	W, 61-57		6-1
D5	North Dakota St.	W, 70-64		7-1
D10	Jackson State	W, 78-69		8-1

#### UMKC Tournament

D20	vs. Liberty	L, 75-63		8-2
D21	vs. Eastern Washington	W, 66-46		9-2

J3	*Evansville	Peoria, Ill.	(ESPN3)	7 PM
J5	*Indiana State	Peoria, Ill.	(ESPN+)	2 PM

J10	*Illinois State	Peoria, Ill.	(ESPN3)	7 PM
J17	*at Loyola	Chicago, Ill.	(ESPN+)	3 PM
J19	*at Valparaiso	Valparaiso, Ind.	(ESPN+)	1 PM
J24	*UNI	Peoria, Ill.	(ESPN+)	7 PM
J26	*Drake	Peoria, Ill.	(ESPN3)	2 PM
J31	*at Missouri State	Springfield, Mo.	(ESPN+)	7 PM

F2	*at So. Illinois	Carbondale, Ill.	(ESPN+)	2 PM
F7	*at Illinois State	Normal, Ill.	(ESPN+)	7 PM
F14	*Valparaiso	Peoria, Ill.	(ESPN+)	7 PM
F16	*Loyola	Peoria, Ill.	(ESPN3)	2 PM
F20	*at Drake	Des Moines, Iowa	(ESPN+)	6 PM
F22	*at UNI	Cedar Falls, Iowa	(ESPN3)	2 PM
F27	*So. Illinois	Peoria, Ill.	(ESPN+)	7 PM

M1	*Missouri State	Peoria, Ill.	(ESPN+)	2 PM
M5	*at Indiana State	Terre Haute, Ind.	(ESPN+)	6 PM
M7	*at Evansville	Evansville, Ind.	(ESPN+)	1 PM

#### MVC Tournament

M12-15	Moline, Ill.	ESPN+
--------	--------------	-------

\*MVC Games; Times are CST (unless noted) and subject to change

## DRAKE (7-4)

### Stop the Streak

Drake lost back-to-back games for the first time this season with road losses at Power Five schools, Oklahoma and Iowa, last week. After a break for the holidays, the Bulldogs will have a chance to stop the streak with their final non-conference game Dec. 29 at Northern Illinois.



### Road Win

The away game against the Huskies will also give Drake the opportunity to collect its first road win of the season. The Bulldogs have fallen at South Dakota, at Oklahoma and at Iowa in their three road games.

### 1-2

Becca Hittner and Sara Rhine each shot the basketball well on the road last week. Hittner knocked down four three-pointers in each game and tallied a 50.0 percent overall shooting clip from the floor. Rhine finished with a blistering 65.4 percent clip from the floor. Hittner scored 38 points while Rhine had 39 in the two games. This season, Rhine is the MVC's scoring leader at 18.9 points while Hittner is seventh at 16.3 points.

Date	Opponent	Location	TV	Time
N8	S. Dakota State	W, 74-67		1-0
N10	Iowa State	W, 86-81		2-0
N13	at South Dakota	L, 102-94 (OT)		2-1
N16	Creighton	W, 63-53		3-1
N24	Western Illinois	W, 94-75		4-1

#### Gulf Coast Showcase

N29	vs. Purdue	L, 67-47		4-2
N30	vs. Maine	W, 94-62		5-2

D1	vs. Auburn	W, 83-82		6-2
D5	Waldorf	W, 103-18		7-2
D17	at Oklahoma	L, 93-84		7-3
D21	at Iowa	L, 79-67		7-4

D29	at Northern Illinois	DeKalb, Ill.		2 PM
J3	*UNI	Des Moines, Iowa	(ESPN+)	6 PM

J10	*at Missouri State	Springfield, Mo.	(ESPN+)	7 PM
J12	*at So. Illinois	Carbondale, Ill.	(ESPN+)	2 PM
J17	*Indiana State	Des Moines, Iowa	(ESPN+)	6 PM
J19	*Evansville	Des Moines, Iowa	(ESPN+)	2 PM
J24	*at Illinois State	Normal, Ill.	(ESPN3)	7 PM
J26	*at Bradley	Peoria, Ill.	(ESPN3)	2 PM
J31	*Valparaiso	Des Moines, Iowa	(ESPN+)	6 PM

F2	*Loyola	Des Moines, Iowa	(ESPN3)	2 PM
F7	*So. Illinois	Des Moines, Iowa	(ESPN+)	6 PM
F9	*Missouri State	Des Moines, Iowa	(ESPN+)	2 PM
F13	*at Evansville	Evansville, Ind.	(ESPN3)	6 PM
F15	*at Indiana State	Terre Haute, Ind.	(ESPN3)	1 PM
F20	*Bradley	Des Moines, Iowa	(ESPN+)	6 PM
F22	*Illinois State	Des Moines, Iowa	(ESPN3)	2 PM
F28	*at Loyola	Chicago, Ill.	(ESPN+)	7 PM

M1	*at Valparaiso	Valparaiso, Ind.	(ESPN+)	1 PM
M6	*at UNI	Cedar Falls, Iowa	(ESPN+)	6:30 PM

#### MVC Tournament

M12-15	Moline, Ill.	ESPN+
--------	--------------	-------

\*MVC Games; Times are CST (unless noted) and subject to change

## EVANSVILLE (3-8)

### Bracy's Quick Start

After sitting out due to NCAA transfer rules, junior Lola Bracy has picked-up quickly for Evansville. Through four games, Bracy is Evansville's leading scorer at 16.8 points per game, scoring double-figures in all four of her contests for the Aces.



### Inside Impact

Despite primarily playing on the wing, freshman Abby Feit has provided an inside presence for the Aces. Feit leads the team in rebounding (8.5 per game) and blocks (1.7 per game), leading the Valley in blocks and sitting third in rebounds.

### Matching Win Total

After completing the non-conference slate on Sunday, the Aces hold a 3-8 overall record. The three wins match the team's total wins from the 2017-18 season and are one of last season's win total.

Date	Opponent	Location	TV	Time
N5	Brescia (Ky.)	W, 77-61		1-0
N10	at SEMO	L, 83-60		1-1
N13	at SIUE	L, 85-74		1-2
N19	Eastern Illinois	L, 90-44		1-3
N21	at Austin Peay	L, 80-64		1-4
N24	Marshall	W, 66-62 (OT)		2-4
D3	Murray State	L, 61-59		2-5
D13	at Purdue Ft. Wayne	L, 67-64		2-6
D15	at Illinois	L, 59-44		2-7
D18	Chicago State	W, 76-42		3-7
D22	at Miami (OH)	L, 72-64		3-8

J3	*at Bradley	Peoria, Ill.	(ESPN3)	7 PM
J5	*at Illinois State	Normal, Ill.	(ESPN+)	2 PM

J10	*Loyola	Evansville, Ind.	(ESPN+)	6 PM
J12	*Valparaiso	Evansville, Ind.	(ESPN+)	1 PM
J17	*at UNI	Cedar Falls, Iowa	(ESPN+)	6:30 PM
J19	*at Drake	Des Moines, Iowa	(ESPN+)	2 PM
J24	*So. Illinois	Evansville, Ind.	(ESPN3)	6 PM
J26	*Missouri State	Evansville, Ind.	(ESPN+)	1 PM
J31	*at Indiana State	Terre Haute, Ind.	(ESPN3)	6 PM

F6	*at Valparaiso	Valparaiso, Ind.	(ESPN+)	6 PM
F8	*at Loyola	Chicago, Ill.	(ESPN3)	2 PM
F13	*Drake	Evansville, Ind.	(ESPN3)	6 PM
F15	*UNI	Evansville, Ind.	(ESPN3)	1 PM
F21	*at Missouri State	Springfield, Mo.	(ESPN+)	7 PM
F23	*at So. Illinois	Carbondale, Ill.	(ESPN+)	2 PM
F28	*Indiana State	Evansville, Ind.	(ESPN+)	6 PM

M5	*Illinois State	Evansville, Ind.	(ESPN+)	6 PM
M7	*Bradley	Evansville, Ind.	(ESPN+)	1 PM

### MVC Tournament

M12-15	Moline, Ill.	ESPN+
--------	--------------	-------

\*MVC Games; Times are CST (unless noted) and subject to change

## ILLINOIS STATE (8-2)

### Stepping Up

With reigning Newcomer of the Year TeTe Maggett sitting out due to injury, redshirt freshman Mary Crompton has stepped up in a big way. Getting her third and fourth start of the season, Crompton tallied five three-pointers in each of ISU's wins last week, shooting 10-of-14 (71.4%) from deep, and averaging 15.5 points to help the 'Birds go 2-0.



### Unbeaten At Home

With Thursday's victory over Jackson State, the Redbirds have officially completed the non-conference schedule 6-0 at home. This is the second season in a row that head coach Kristen Gillespie's team has gone undefeated at home in non-conference.

### Dominant Defense

The Redbirds lead the conference in scoring defense, averaging only 58.1 points allowed per game. They have outrebounded their opponents in seven (of ten) games this season and held them to under a 40 percent field goal percentage in eight games this year.

Date	Opponent	Location	TV	Time
N5	Truman State	W, 87-60		1-0
N10	at Marquette	L, 58-41		1-1
N16	at Illinois	W, 74-58		2-1
N20	Northern Illinois	W, 69-66		3-1
N24	at North Dakota	W, 66-58		4-1
N30	UT-Martin	W, 70-47		5-1

D4	Western Illinois	W, 78-65		6-1
D8	at Saint Louis	L, 61-56		6-2
D16	SIUE	W, 74-53		7-2
D19	Jackson State	W, 77-55		8-2

D29	at Austin Peay	Clarksville, Tenn.		2 PM
-----	----------------	--------------------	--	------

J3	*Indiana State	Normal, Ill.	(ESPN+)	6 PM
J5	*Evansville	Normal, Ill.	(ESPN+)	2 PM

J10	*at Bradley	Peoria, Ill.	(ESPN3)	7 PM
J17	*at Valparaiso	Valparaiso, Ind.	(ESPN+)	6 PM
J19	*at Loyola	Chicago, Ill.	(ESPN+)	1 PM
J24	*Drake	Normal, Ill.	(ESPN3)	7 PM
J26	*UNI	Normal, Ill.	(ESPN+)	2 PM
J31	*at So. Illinois	Carbondale, Ill.	(ESPN3)	6 PM

F2	*at Missouri State	Springfield, Mo.	(ESPN+)	2 PM
F7	*Bradley	Normal, Ill.	(ESPN+)	7 PM
F14	*Loyola	Normal, Ill.	(ESPN+)	7 PM
F16	*Valparaiso	Normal, Ill.	(ESPN+)	2 PM
F20	*at UNI	Cedar Falls, Iowa	(ESPN+)	6:30 PM
F22	*at Drake	Des Moines, Iowa	(ESPN3)	2 PM
F27	*Missouri State	Normal, Ill.	(ESPN+)	7:30 PM

M1	*So. Illinois	Normal, Ill.	(ESPN+)	2 PM
M5	*at Evansville	Evansville, Ind.	(ESPN+)	6 PM
M7	*at Indiana State	Terre Haute, Ind.	(ESPN+)	1 PM

### MVC Tournament

M12-15	Moline, Ill.	ESPN+
--------	--------------	-------

\*MVC Games; Times are CST (unless noted) and subject to change



## INDIANA STATE (2-9)

### A Balanced Attack

Indiana State continues to bring a balanced offensive attack to the table, with the most recent effort coming at home against Southeast Missouri. A duo of freshmen led the Trees in their loss against SEMO, with Caitlin Anderson tallying 13 points and Adrian Folks finishing with 11. Five Sycamores finished with eight or more points. Seven of ISU's 11 games have seen at least three athletes score 10 points.



### Hittin the Boards

Through the nonconference, ISU can boast themselves as one of the best offensive rebounding teams in the Missouri Valley Conference. The Trees have pulled down 153 offensive boards in 11 games, giving them an average of 13.9 per-game. ISU was right on their average against SEMO, pulling down 14 offensive boards and Jamyra McChristine leads the blue and white with 6.2 rebounds per game.

Date	Opponent	Location	TV	Time
N7	at Kansas	L, 84-72		0-1
N10	at Eastern Illinois	W, 59-57		1-1
N14	at Western Illinois	L, 83-72		1-2
N19	at UIC	W, 61-40		2-2
N26	at Colorado	L, 59-46		2-3

#### Pacific Tournament

N29	at Pacific	L, 83-66		2-4
N30	vs. CSUN	L, 67-59		2-5
D3	Marshall	L, 72-60		2-6
D7	at Murray State	L, 70-62		2-7
D16	Northern Kentucky	L, 70-68		2-8
D21	SEMO	L, 68-58		2-9

D30	Saint Louis	Terre Haute, Ind.	(ESPN3)	4 PM
J3	*at Illinois State	Normal, Ill.	(ESPN+)	7 PM
J5	*at Bradley	Peoria, Ill.	(ESPN+)	2 PM

J10	*Valparaiso	Terre Haute, Ind.	(ESPN+)	4 PM
J12	*Loyola	Terre Haute, Ind.	(ESPN+)	1 PM
J17	*at Drake	Des Moines, Iowa	(ESPN+)	6 PM
J19	*at UNI	Cedar Falls, Iowa	(ESPN+)	2 PM
J24	*Missouri State	Terre Haute, Ind.	(ESPN3)	6 PM
J26	*So. Illinois	Terre Haute, Ind.	(ESPN+)	1 PM
J31	*Evansville	Terre Haute, Ind.	(ESPN3)	6 PM

F6	*at Loyola	Chicago, Ill.	(ESPN3)	7 PM
F8	*at Valparaiso	Valparaiso, Ind.	(ESPN3)	1 PM
F13	*UNI	Terre Haute, Ind.	(ESPN+)	6 PM
F15	*Drake	Terre Haute, Ind.	(ESPN3)	1 PM
F21	*at So. Illinois	Carbondale, Ill.	(ESPN+)	6 PM
F23	*at Missouri State	Springfield, Mo.	(ESPN+)	2 PM
F28	*at Evansville	Evansville, Ind.	(ESPN+)	6 PM

M5	*Bradley	Terre Haute, Ind.	(ESPN+)	6 PM
M7	*Illinois State	Terre Haute, Ind.	(ESPN+)	1 PM

#### MVC Tournament

M12-15	Moline, Ill.	ESPN+
--------	--------------	-------

\*MVC Games; Times are CST (unless noted) and subject to change

## LOYOLA (9-1)

### Left It On the Floor

Loyola gave No. 16/16 DePaul all it could handle this past Friday night in Rogers Park, battling the Blue Demons until the very end in an 83-76 defeat that brought an end to Loyola's season-opening nine-game win streak. Allison Day and Abby O'Connor each scored 16 points to pace the Rambler attack, while Jala Johnson came off the bench to score a season-best 14 points.



### One Final Tune-Up

Following a break for the holidays, Loyola will have the opportunity to make final adjustments for Missouri Valley Conference play when it hosts Western Michigan on December 30 at Gentile Arena. Already assured of its best finish to a non-conference slate in program history, the Maroon & Gold will go after their second consecutive victory over the Broncos following a 64-53 victory last season in Kalamazoo, Mich.

### Into The Valley

After its aforementioned matchup with Western Michigan, Loyola will have just three days off before it begins its 18-game Missouri Valley Conference slate when No. 20/17 Missouri State and Southern Illinois invade Gentile Arena on the opening weekend of league play. The Ramblers gave Missouri State, the MVC's reigning tournament champion, one of their toughest tests during the 2019 postseason, dropping a hard-fought 59-50 decision to the Lady Bears in the quarterfinals of the MVC Tournament as Missouri State went on to advance to the Sweet Sixteen of the NCAA Tournament.

Date	Opponent	Location	TV	Time
N5	at Detroit Mercy	W, 89-60		1-0
N8	Vermont	W, 78-76		2-0
N13	at Eastern Illinois	W, 67-51		3-0
N19	at Chicago State	W, 98-53		4-0
N22	at Kansas City	W, 72-67 (2OT)		5-0

D1	at Portland	W, 78-64 (OT)		6-0
D4	Dartmouth	W, 61-40		7-0
D8	at SIUE	W, 63-50		8-0
D16	Bowling Green	W, 84-76		9-0
D20	#16 DePaul	L, 83-76		9-1

D30	Western Michigan	Chicago, Ill.	(ESPN+)	7 PM
J3	*Missouri State	Chicago, Ill.	(ESPN+)	3 PM
J5	*So. Illinois	Chicago, Ill.	(ESPN3)	1 PM

J10	*at Evansville	Evansville, Ind.	(ESPN+)	6 PM
J12	*at Indiana State	Terre Haute, Ind.	(ESPN+)	1 PM
J17	*Bradley	Chicago, Ill.	(ESPN+)	3 PM
J19	*Illinois State	Chicago, Ill.	(ESPN+)	1 PM
J24	*at Valparaiso	Valparaiso, Ind.	(ESPN3)	6 PM
J31	*at UNI	Cedar Falls, Iowa	(ESPN3)	6:30 PM

F2	*at Drake	Des Moines, Iowa	(ESPN3)	2 PM
F6	*Indiana State	Chicago, Ill.	(ESPN3)	7 PM
F8	*Evansville	Chicago, Ill.	(ESPN3)	2 PM
F14	*at Illinois State	Normal, Ill.	(ESPN+)	7 PM
F16	*at Bradley	Peoria, Ill.	(ESPN3)	2 PM
F22	*Valparaiso	Chicago, Ill.	(ESPN3)	2 PM
F28	*Drake	Chicago, Ill.	(ESPN+)	7 PM

M1	*UNI	Chicago, Ill.	(ESPN+)	1 PM
M5	*at So. Illinois	Carbondale, Ill.	(ESPN3)	6 PM
M7	*at Missouri State	Springfield, Mo.	(ESPN+)	2 PM

#### MVC Tournament

M12-15	Moline, Ill.	ESPN+
--------	--------------	-------

\*MVC Games; Times are CST (unless noted) and subject to change



## #17/21 MISSOURI STATE (9-2)

### On to MVC Play

The Lady Bears open their 28th season in the Missouri Valley Conference on Jan. 3 at Loyola. Missouri State is 17-10 all-time in MVC openers and has finished third or better in the final league standings 20 times in 27 seasons. Missouri State has five straight top-three MVC finishes, winning 12 or more Valley games each season, and is 65-15 in its last 80 regular season league contests.



### Wrapping Up Successful Non-Con

With one game still on the schedule, Missouri State has already put together one of the best non-conference resumes in school history. The Lady Bears have a school-record nine wins prior to MVC play, have spent several weeks in both major polls, and were rated second in the NCAA RPI on the morning after their final game before the holiday break with three top-50 RPI road victories to their credit.

### Valley Road Success

The Lady Bears take an 11-game MVC road winning streak into the opener at Loyola, the longest streak in school history. MSU went 9-0 on the Valley road last year for the first time ever, and last lost on the road at Drake on Feb. 4, 2018. Missouri State is 33-7 in its last 40 away conference contests.

Date	Opponent	Location	TV	Time
N5	at #23 Minnesota	W, 77-69		1-0
<b>Preseason WNIT</b>				
N8	Texas A&M-CC	W, 79-51		2-0
N10	at Boise State	W, 72-69		3-0
N14	at Oklahoma	W, 96-90		4-0
N17	at #7 Oregon State	L, 80-69		4-1
N22	Santa Clara	W, 71-64		5-1
N25	at South Dakota	W, 74-66		6-1
D1	Kansas City	W, 83-58		7-1
D4	Wichita State	W, 68-55		8-1
D15	Missouri	W, 79-72		9-1
D20	at #17 Gonzaga	L, 64-52		9-2
D31	William Jewel	Springfield, Mo.	(ESPN3)	1 PM
J3	*at Loyola	Chicago, Ill.	(ESPN+)	3 PM
J5	*at Valparaiso	Valparaiso, Ind..	(ESPN3)	1 PM
J10	*Drake	Springfield, Mo.	(ESPN+)	7 PM
J12	*UNI	Springfield, Mo.	(ESPN3)	2 PM
J17	*at So. Illinois	Carbondale, Ill.	(ESPN+)	6 PM
J24	*at Indiana State	Terre Haute, Ind.	(ESPN3)	6 PM
J26	*at Evansville	Evansville, Ind.	(ESPN+)	1 PM
J31	*Bradley	Springfield, Mo.	(ESPN+)	7 PM
F2	*Illinois State	Springfield, Mo.	(ESPN+)	2 PM
F7	*at UNI	Cedar Falls, Iowa	(ESPN3)	6:30 PM
F9	*at Drake	Des Moines, Iowa	(ESPN+)	2 PM
F15	*So. Illinois	Springfield, Mo.	(ESPN3)	3 PM
F21	*Evansville	Springfield, Mo.	(ESPN+)	7 PM
F23	*Indiana State	Springfield, Mo.	(ESPN+)	2 PM
F27	*at Illinois State	Normal, Ill.	(ESPN+)	7:30 PM
M1	*at Bradley	Peoria, Ill.	(ESPN+)	2 PM
M5	*Valparaiso	Springfield, Mo.	(ESPN+)	7 PM
M7	*Loyola	Springfield, Mo.	(ESPN+)	2 PM

#### MVC Tournament

M12-15 Moline, Ill. ESPN+

\*MVC Games; Times are CST (unless noted) and subject to change

## UNI (8-3)

### Queens of Iowa

The Panthers swept Iowa and Iowa State for the first time since the 1974-75 season. UNI has back-to-back wins over Iowa State for the first time since 1975-76.



### Three Power Five Wins

UNI has three wins over power-five opponents in one season for the first time in program history.

### Successful Non-Con

The Panthers recorded the most non-conference wins in program history. UNI's previous best was seven in 1998-99.

Date	Opponent	Location	TV	Time
N6	N. Dakota State	W, 95-63		1-0
N9	at Wichita State	W, 61-50		2-0
N13	at Missouri	W, 78-73		3-0
N17	Iowa	W, 88-66		4-0
N24	NW Missouri St.	W, 78-53		5-0
<b>South Point Shootout</b>				
N29	vs. Alabama	L, 87-77		5-1
N30	vs. Ohio State	L, 64-46		5-2
D8	at Creighton	L, 57-54		5-3
D10	at Omaha	W, 81-45		6-3
D15	IUPUI	W, 51-50		7-3
D22	at Iowa State	W, 71-63		8-3
J3	*at Drake	Des Moines, Iowa	(ESPN+)	6 PM
J10	*at So. Illinois	Carbondale, Ill.	(ESPN3)	6 PM
J12	*at Missouri State	Springfield, Mo.	(ESPN3)	2 PM
J17	*Evansville	Cedar Falls, Iowa	(ESPN+)	6:30 PM
J19	*Indiana State	Cedar Falls, Iowa	(ESPN+)	2 PM
J24	*at Bradley	Peoria, Ill.	(ESPN+)	7 PM
J26	*at Illinois State	Normal, Ill.	(ESPN+)	2 PM
J31	*Loyola	Cedar Falls, Iowa	(ESPN3)	6:30 PM
F2	*Valparaiso	Cedar Falls, Iowa	(ESPN+)	2 PM
F7	*Missouri State	Cedar Falls, Iowa	(ESPN3)	6:30 PM
F9	*So. Illinois	Cedar Falls, Iowa	(ESPN+)	2 PM
F13	*at Indiana State	Terre Haute, Ind.	(ESPN+)	6 PM
F15	*at Evansville	Evansville, Ind.	(ESPN3)	1 PM
F20	*Illinois State	Cedar Falls, Iowa	(ESPN+)	6:30 PM
F22	*Bradley	Cedar Falls, Iowa	(ESPN3)	2 PM
F28	*at Valparaiso	Valparaiso, Ind.	(ESPN+)	6 PM
M1	*at Loyola	Chicago, Ill.	(ESPN+)	1 PM
M6	*Drake	Cedar Falls, Iowa	(ESPN+)	6:30 PM

#### MVC Tournament

M12-15 Moline, Ill. ESPN+

\*MVC Games; Times are CST (unless noted) and subject to change

## SOUTHERN ILLINOIS (8-3)

### Compass Champs

The Southern Illinois Salukis defeated the Western Illinois, 79-65 and followed with an 80-61 win over Northern Illinois to win the Compass Challenge for the second-straight season. Makenzie Silvey was named the Tournament's MVP for the second-straight season while Kristen Nelson earned a spot on the All-Tournament Team once again after she also did so last season.



### Non-Conference Wins

With SIU's two wins in the Compass Challenge, Southern improved to 8-3 in non-conference play. SIU's eight non-conference wins are its most in a season since 1987.

### Dropping Dimes

Southern's ball movement was superb in both of its wins at the Compass Challenge. The Salukis dished out 23 assists in the win over the Leath-erneckes and finished with 24 assists in the win over the Huskies for an average of 23.5 assists per game. It's the first back-to-back 20-plus assist games for Southern since 2016.

Date	Opponent	Location	TV	Time
N8	at SIUE	W, 103-67		1-0
N12	at IUPUI	L, 81-78		1-1
N16	Tennessee Tech	W, 76-65		2-1
N20	Memphis	L, 70-66		2-2
N23	at E. Michigan	W, 85-54		3-2
N27	Saint Louis	W, 61-53		4-2

D3	UT-Martin	W, 70-59		5-2
D7	at SEMO	L, 79-65		5-3
D15	Murray State	W, 76-66		6-3

#### Compass Challenge

D19	vs. Western Illinois	W, 79-65		7-3
D20	at Northern Illinois	W, 80-61		8-3

J3	*at Valparaiso	Valparaiso, Ind.	(ESPN+)	6 PM
J5	*at Loyola	Chicago, Ill.	(ESPN3)	1 PM

J10	*UNI	Carbondale, Ill.	(ESPN3)	6 PM
J12	*Drake	Carbondale, Ill.	(ESPN+)	2 PM
J17	*Missouri State	Carbondale, Ill.	(ESPN+)	6 PM
J24	*at Evansville	Evansville, Ind.	(ESPN3)	6 PM
J26	*at Indiana State	Terre Haute, Ind.	(ESPN+)	1 PM
J31	*Illinois State	Carbondale, Ill.	(ESPN3)	6 PM

F2	*Bradley	Carbondale, Ill.	(ESPN+)	2 PM
F7	*at Drake	Des Moines, Iowa	(ESPN+)	6 PM
F9	*at UNI	Cedar Falls, Iowa	(ESPN+)	2 PM
F15	*at Missouri State	Springfield, Mo.	(ESPN3)	3 PM
F21	*Indiana State	Carbondale, Ill.	(ESPN+)	6 PM
F23	*Evansville	Carbondale, Ill.	(ESPN+)	2 PM
F27	*at Bradley	Peoria, Ill.	(ESPN+)	7 PM

M1	*at Illinois State	Normal, Ill.	(ESPN+)	2 PM
M5	*Loyola	Carbondale, Ill.	(ESPN+)	6 PM
M7	*Valparaiso	Carbondale, Ill.	(ESPN+)	2 PM

#### MVC Tournament

M12-15	Moline, Ill.	ESPN+
--------	--------------	-------

\*MVC Games; Times are CST (unless noted) and subject to change

## VALPARAISO (6-3)

### The Streak Continues

Tuesday's win over Morehead State extended Valpo's winning streak to five straight games. It is the 20th streak of five or more consecutive wins in program history, but the first such streak since the 2006-07 squad won six in a row Feb. 12-March 3. The last time Valpo won five straight games in non-conference play came back in the WNIT quarterfinal season of 2001-02, when the Brown and Gold closed pre-conference action with five wins in succession.



### Best Nine-Game Start

Meanwhile, the five consecutive wins have pushed the Crusaders' record to 6-3, matching the best start through nine games to a season in program history. Five previous Valpo squads sat at 6-3 through nine games, most recently the 1999-2000 team.

### Defense Wins Games

Valpo limited Morehead State to 38.8% shooting from the floor, including just 4-of-21 from 3-point range, and forced 22 turnovers by the Eagles in last Tuesday's win. Combined with the 37-point defensive effort in the win over UIC, it marked the first time Valpo has won consecutive games and held its opponent to 53 or fewer points since Dec. 29, 2012 and Jan. 5, 2013.

Date	Opponent	Location	TV	Time
N10	vs. Ohio State	L, 89-38		0-1
N15	at N. Dakota St.	W, 66-54		1-1
N17	at North Dakota	L, 65-63		1-2
N21	at Northwestern	L, 69-48		1-3
N24	Bowling Green	W, 95-90 (OT)		2-3
N27	at Toledo	W, 61-54		3-3

D5	at Detroit	W, 77-58		4-3
D15	UIC	W, 63-37		5-3
D17	Morehead State	W, 55-53		6-3

D28	Chicago State	Valparaiso, Ind.	(ESPN3)	1 PM
D30	at Eastern Illinois	Charleston, Ill.		6 PM

J3	*So. Illinois	Valparaiso, Ind.	(ESPN+)	6 PM
J5	*Missouri State	Valparaiso, Ind.	(ESPN3)	1 PM

J10	*at Indiana State	Terre Haute, Ind.	(ESPN+)	4 PM
J12	*at Evansville	Evansville, Ind.	(ESPN+)	1 PM
J17	*Illinois State	Valparaiso, Ind.	(ESPN+)	6 PM
J19	*Bradley	Valparaiso, Ind.	(ESPN+)	1 PM
J24	*Loyola	Valparaiso, Ind.	(ESPN3)	6 PM
J31	*at Drake	Des Moines, Iowa	(ESPN+)	6 PM

F2	*at UNI	Cedar Falls, Iowa	(ESPN+)	2 PM
F6	*Evansville	Valparaiso, Ind.	(ESPN+)	6 PM
F8	*Indiana State	Valparaiso, Ind.	(ESPN3)	1 PM
F14	*at Bradley	Peoria, Ill.	(ESPN+)	7 PM
F16	*at Illinois State	Normal, Ill.	(ESPN+)	2 PM
F22	*at Loyola	Chicago, Ill.	(ESPN3)	2 PM
F28	*UNI	Valparaiso, Ind.	(ESPN+)	6 PM

M1	*Drake	Valparaiso, Ind.	(ESPN+)	1 PM
M5	*at Missouri State	Springfield, Mo.	(ESPN+)	7 PM
M7	*at So. Illinois	Carbondale, Ill.	(ESPN+)	2 PM

#### MVC Tournament

M12-15	Moline, Ill.	ESPN+
--------	--------------	-------

\*MVC Games; Times are CST (unless noted) and subject to change



2019-20 Missouri Valley Conference  
CONFERENCE BASKETBALL STATISTICS  
Through games of Dec 23, 2019 (All games)



SCORING OFFENSE	G	W-L	Pts	Avg/G
1. Drake	11	7-4	889	80.8
2. Loyola Chicago	10	9-1	766	76.6
3. Southern Illinois	11	8-3	839	76.3
4. Missouri State	11	9-2	820	74.5
5. Bradley	11	9-2	794	72.2
6. Northern Iowa	11	8-3	780	70.9
7. Illinois State	10	8-2	692	69.2
8. Evansville	11	3-8	692	62.9
9. Valparaiso	9	6-3	566	62.9
10. Indiana State	11	2-9	683	62.1

SCORING DEFENSE	G	Pts	Avg/G
1. Illinois State	10	581	58.1
2. Bradley	11	661	60.1
3. Northern Iowa	11	671	61.0
4. Loyola Chicago	10	620	62.0
5. Valparaiso	9	569	63.2
6. Southern Illinois	11	720	65.5
7. Missouri State	11	738	67.1
8. Indiana State	11	753	68.5
9. Evansville	11	762	69.3
10. Drake	11	779	70.8

SCORING MARGIN	G	Offense	Defense	Margin
1. Loyola Chicago	10	76.6	62.0	+14.6
2. Bradley	11	72.2	60.1	+12.1
3. Illinois State	10	69.2	58.1	+11.1
4. Southern Illinois	11	76.3	65.5	+10.8
5. Drake	11	80.8	70.8	+10.0
6. Northern Iowa	11	70.9	61.0	+9.9
7. Missouri State	11	74.5	67.1	+7.5
8. Valparaiso	9	62.9	63.2	-0.3
9. Evansville	11	62.9	69.3	-6.4
10. Indiana State	11	62.1	68.5	-6.4

FREE THROW PCT	G	FTM	FTA	Pct.
1. Northern Iowa	11	168	209	.804
2. Valparaiso	9	130	168	.774
3. Missouri State	11	159	207	.768
4. Drake	11	127	169	.751
5. Bradley	11	154	209	.737
6. Illinois State	10	122	171	.713
7. Loyola Chicago	10	128	182	.703
8. Southern Illinois	11	133	191	.696
9. Evansville	11	128	184	.696
10. Indiana State	11	148	239	.619

FIELD GOAL PERCENTAGE	G	FGM	FGA	Pct.
1. Drake	11	335	699	.479
2. Southern Illinois	11	315	679	.464
3. Missouri State	11	297	667	.445
4. Illinois State	10	256	578	.443
5. Loyola Chicago	10	284	656	.433
6. Northern Iowa	11	261	633	.412
7. Bradley	11	273	663	.412
8. Valparaiso	9	185	481	.385
9. Evansville	11	243	633	.384
10. Indiana State	11	242	639	.379

FIELD GOAL PCT DEFENSE	G	FGM	FGA	Pct.
1. Bradley	11	251	726	.346
2. Illinois State	10	215	566	.380
3. Northern Iowa	11	244	636	.384
4. Loyola Chicago	10	232	601	.386
5. Evansville	11	269	694	.388
6. Valparaiso	9	199	513	.388
7. Indiana State	11	256	641	.399
8. Southern Illinois	11	260	650	.400
9. Drake	11	282	684	.412
10. Missouri State	11	275	660	.417

3-POINT FG PCT	G	3FGM	3FGA	Pct.
1. Missouri State	11	67	169	.396
2. Southern Illinois	11	76	202	.376
3. Loyola Chicago	10	70	194	.361
4. Bradley	11	94	267	.352
5. Northern Iowa	11	90	266	.338
6. Illinois State	10	58	173	.335
7. Drake	11	92	278	.331
8. Evansville	11	78	275	.284
9. Indiana State	11	51	186	.274
10. Valparaiso	9	66	242	.273

3-POINT FG PCT DEFENSE	G	3FGM	3FGA	Pct.
1. Valparaiso	9	48	190	.253
2. Bradley	11	62	235	.264
3. Indiana State	11	62	209	.297
4. Southern Illinois	11	46	151	.305
5. Northern Iowa	11	62	200	.310
6. Evansville	11	81	255	.318
7. Loyola Chicago	10	67	210	.319
8. Illinois State	10	58	176	.330
9. Drake	11	102	285	.358
10. Missouri State	11	82	209	.392

REBOUNDING OFFENSE	G	Rebounds	Avg/G
1. Bradley	11	499	45.4
2. Loyola Chicago	10	440	44.0
3. Indiana State	11	437	39.7
4. Missouri State	11	436	39.6
5. Southern Illinois	11	426	38.7
6. Illinois State	10	387	38.7
7. Drake	11	418	38.0
8. Northern Iowa	11	404	36.7
9. Evansville	11	395	35.9
10. Valparaiso	9	274	30.4

REBOUNDING DEFENSE	G	Rebounds	Avg/G
1. Drake	11	341	31.0
2. Illinois State	10	317	31.7
3. Missouri State	11	350	31.8
4. Loyola Chicago	10	324	32.4
5. Northern Iowa	11	382	34.7
6. Southern Illinois	11	385	35.0
7. Bradley	11	406	36.9
8. Indiana State	11	430	39.1
9. Valparaiso	9	362	40.2
10. Evansville	11	465	42.3



2019-20 Missouri Valley Conference  
CONFERENCE BASKETBALL STATISTICS  
Through games of Dec 23, 2019 (All games)



REBOUNDING MARGIN	G	Team	Avg.	Opp.	Avg.	Margin
1. Loyola Chicago	10	440	44.0	324	32.4	+11.6
2. Bradley	11	499	45.4	406	36.9	+8.5
3. Missouri State	11	436	39.6	350	31.8	+7.8
4. Illinois State	10	387	38.7	317	31.7	+7.0
Drake	11	418	38.0	341	31.0	+7.0
6. Southern Illinois	11	426	38.7	385	35.0	+3.7
7. Northern Iowa	11	404	36.7	382	34.7	+2.0
8. Indiana State	11	437	39.7	430	39.1	+0.6
9. Evansville	11	395	35.9	465	42.3	-6.4
10. Valparaiso	9	274	30.4	362	40.2	-9.8

ASSISTS	G	No.	Avg/G
1. Drake	11	241	21.9
2. Loyola Chicago	10	186	18.6
3. Southern Illinois	11	182	16.5
4. Missouri State	11	169	15.4
5. Bradley	11	161	14.6
6. Illinois State	10	145	14.5
7. Evansville	11	149	13.5
8. Northern Iowa	11	135	12.3
9. Valparaiso	9	107	11.9
10. Indiana State	11	112	10.2

TURNOVER MARGIN	G	Team	Avg.	Opp.	Avg.	Margin
1. Northern Iowa	11	161	14.6	190	17.3	+2.6
2. Valparaiso	9	154	17.1	177	19.7	+2.6
3. Loyola Chicago	10	144	14.4	164	16.4	+2.0
4. Illinois State	10	171	17.1	183	18.3	+1.2
5. Drake	11	185	16.8	188	17.1	+0.3
6. Southern Illinois	11	167	15.2	168	15.3	+0.1
7. Missouri State	11	187	17.0	186	16.9	-0.1
8. Evansville	11	235	21.4	224	20.4	-1.0
9. Indiana State	11	199	18.1	172	15.6	-2.5
10. Bradley	11	189	17.2	155	14.1	-3.1

OFFENSIVE REBOUNDS	G	No.	Avg/G
1. Loyola Chicago	10	148	14.8
2. Indiana State	11	153	13.9
3. Bradley	11	140	12.7
4. Southern Illinois	11	137	12.5
5. Missouri State	11	132	12.0
Illinois State	10	120	12.0
7. Drake	11	128	11.6
8. Northern Iowa	11	122	11.1
9. Evansville	11	112	10.2
10. Valparaiso	9	66	7.3

DEFENSIVE REB PCT.	G	D-Reb	Opp. OR	D-Reb%
1. Loyola Chicago	10	292	85	.775
2. Missouri State	11	304	96	.760
3. Illinois State	10	267	97	.734
4. Bradley	11	359	133	.730
5. Drake	11	290	110	.725
6. Northern Iowa	11	282	122	.698
7. Southern Illinois	11	289	129	.691
8. Indiana State	11	284	146	.660
9. Evansville	11	283	169	.626
10. Valparaiso	9	208	125	.625

BLOCKED SHOTS	G	No.	Avg/G
1. Indiana State	11	44	4.0
2. Bradley	11	43	3.9
Northern Iowa	11	43	3.9
4. Missouri State	11	41	3.7
5. Valparaiso	9	33	3.7
6. Evansville	11	40	3.6
7. Drake	11	39	3.5
8. Southern Illinois	11	32	2.9
9. Loyola Chicago	10	25	2.5
10. Illinois State	10	19	1.9

STEALS	G	No.	Avg/G
1. Valparaiso	9	92	10.2
2. Drake	11	112	10.2
3. Evansville	11	108	9.8
4. Indiana State	11	104	9.5
5. Illinois State	10	84	8.4
6. Missouri State	11	89	8.1
7. Northern Iowa	11	88	8.0
8. Southern Illinois	11	80	7.3
9. Bradley	11	79	7.2
10. Loyola Chicago	10	64	6.4

ASSIST/TURNOVER RATIO	G	Ast.	Avg.	T/O	Avg.	Ratio
1. Drake	11	241	21.9	185	16.8	1.3
2. Loyola Chicago	10	186	18.6	144	14.4	1.3
3. Southern Illinois	11	182	16.5	167	15.2	1.1
4. Missouri State	11	169	15.4	187	17.0	0.9
5. Bradley	11	161	14.6	189	17.2	0.9
6. Illinois State	10	145	14.5	171	17.1	0.8
7. Northern Iowa	11	135	12.3	161	14.6	0.8
8. Valparaiso	9	107	11.9	154	17.1	0.7
9. Evansville	11	149	13.5	235	21.4	0.6
10. Indiana State	11	112	10.2	199	18.1	0.6

DEFENSIVE REBOUNDS	G	No.	Avg/G
1. Bradley	11	359	32.6
2. Loyola Chicago	10	292	29.2
3. Missouri State	11	304	27.6
4. Illinois State	10	267	26.7
5. Drake	11	290	26.4
6. Southern Illinois	11	289	26.3
7. Indiana State	11	284	25.8
8. Evansville	11	283	25.7
9. Northern Iowa	11	282	25.6
10. Valparaiso	9	208	23.1

OFFENSIVE REB PCT.	G	O-Reb	Opp. DR	O-Reb%
1. Loyola Chicago	10	148	239	.382
2. Drake	11	128	231	.357
3. Illinois State	10	120	220	.353
4. Indiana State	11	153	284	.350
5. Southern Illinois	11	137	256	.349
6. Missouri State	11	132	254	.342
7. Bradley	11	140	273	.339
8. Northern Iowa	11	122	260	.319
9. Evansville	11	112	296	.275
10. Valparaiso	9	66	237	.218





2019-20 Missouri Valley Conference  
CONFERENCE BASKETBALL STATISTICS  
Through games of Dec 23, 2019 (All games)



3-POINT FG MADE	G	No.	Avg/G
1. Bradley	11	94	8.5
2. Drake	11	92	8.4
3. Northern Iowa	11	90	8.2
4. Valparaiso	9	66	7.3
5. Evansville	11	78	7.1
6. Loyola Chicago	10	70	7.0
7. Southern Illinois	11	76	6.9
8. Missouri State	11	67	6.1
9. Illinois State	10	58	5.8
10. Indiana State	11	51	4.6



2019-20 Missouri Valley Conference  
CONFERENCE BASKETBALL STATISTICS  
Through games of Dec 23, 2019 (All games)



Team	Conference	Pct.	PF	PA	Overall	Pct.	PF	PA	Current unbeaten streak
Loyola Chicago	0-0	.000	0.0	0.0	9-1	.900	76.6	62.0	Valparaiso -- 5
Missouri State	0-0	.000	0.0	0.0	9-2	.818	74.5	67.1	Northern Iowa -- 3
Bradley	0-0	.000	0.0	0.0	9-2	.818	72.2	60.1	Southern Illinois -- 3
Illinois State	0-0	.000	0.0	0.0	8-2	.800	69.2	58.1	Illinois State -- 2
Southern Illinois	0-0	.000	0.0	0.0	8-3	.727	76.3	65.5	Bradley -- 1
Northern Iowa	0-0	.000	0.0	0.0	8-3	.727	70.9	61.0	
Valparaiso	0-0	.000	0.0	0.0	6-3	.667	62.9	63.2	
Drake	0-0	.000	0.0	0.0	7-4	.636	80.8	70.8	
Evansville	0-0	.000	0.0	0.0	3-8	.273	62.9	69.3	
Indiana State	0-0	.000	0.0	0.0	2-9	.182	62.1	68.5	

TEAM SUMMARIES	G	PF-PA	Avg score	Margin	FG-FGA	Pct.	3FG-FGA	Pct.	FT-FTA	Pct.	RebF	RebA	Margin
Bradley	11	794-661	72.2-60.1	+12.1	273-663	.412	94-267	.352	154-209	.737	499	406	+8.5
Drake	11	889-779	80.8-70.8	+10.0	335-699	.479	92-278	.331	127-169	.751	418	341	+7.0
Evansville	11	692-762	62.9-69.3	-6.4	243-633	.384	78-275	.284	128-184	.696	395	465	-6.4
Illinois State	10	692-581	69.2-58.1	+11.1	256-578	.443	58-173	.335	122-171	.713	387	317	+7.0
Indiana State	11	683-753	62.1-68.5	-6.4	242-639	.379	51-186	.274	148-239	.619	437	430	+0.6
Loyola Chicago	10	766-620	76.6-62.0	+14.6	284-656	.433	70-194	.361	128-182	.703	440	324	+11.6
Missouri State	11	820-738	74.5-67.1	+7.5	297-667	.445	67-169	.396	159-207	.768	436	350	+7.8
Northern Iowa	11	780-671	70.9-61.0	+9.9	261-633	.412	90-266	.338	168-209	.804	404	382	+2.0
Southern Illinois	11	839-720	76.3-65.5	+10.8	315-679	.464	76-202	.376	133-191	.696	426	385	+3.7
Valparaiso	9	566-569	62.9-63.2	-0.3	185-481	.385	66-242	.273	130-168	.774	274	362	-9.8

ATTENDANCE	Home	Average	Away	Average	Neutral	Average	Total	Average
Bradley	4-5261	1315	3-4184	1395	4-647	162	11-10092	917
Drake	5-19785	3957	3-11489	3830	3-2012	671	11-33286	3026
Evansville	5-2897	579	6-3697	616	0-0	0	11-6594	599
Illinois State	6-6596	1099	4-4844	1211	0-0	0	10-11440	1144
Indiana State	3-3621	1207	7-5270	753	1-0	0	11-8891	808
Loyola Chicago	4-5105	1276	6-4504	751	0-0	0	10-9609	961
Missouri State	5-12799	2560	6-18040	3007	0-0	0	11-30839	2804
Northern Iowa	4-7288	1822	5-16257	3251	2-250	125	11-23795	2163
Southern Illinois	5-5441	1088	5-2478	496	1-151	151	11-8070	734
Valparaiso	3-958	319	5-10919	2184	1-1857	1857	9-13734	1526
Totals	44-69751	1585	50-81682	1634	12-4917	410	106-156350	1475



2019-20 Missouri Valley Conference  
INDIVIDUAL BASKETBALL STATISTICS  
Through games of Dec 23, 2019 (All games)



To be ranked, a player must appear in at least 75.0% of their team's games.

SCORING								REBOUNDING							
	Cl	G	FG	3FG	FT	Pts	Avg/G		Cl	G	Off	Def	Total	Avg/G	
1. Rhine, Sara-DU	Sr	11	85	5	33	208	18.9	1. Franklin, Jasmine-MSU	So	11	25	81	106	9.6	
2. Silvey, Makenzie-SIU	Jr	11	80	30	11	201	18.3	2. Brackmann, Chelsea-BRAD	Sr	10	24	72	96	9.6	
3. Willard, Alexa-MSU	Sr	11	75	22	19	191	17.4	3. Feit, Abby-UE	Fr	11	20	74	94	8.5	
4. Maggett, TeTe-ILS	Sr	8	53	10	22	138	17.3	4. O'Connor, Abby-LUC	Jr	10	22	60	82	8.2	
5. Wallen, Lexi-ILS	Sr	10	64	2	38	168	16.8	5. Echi, LeAndra-INS	Jr	10	18	58	76	7.6	
6. Petree, Lasha-BRAD	So	11	60	31	31	182	16.5	6. Brockmeyer, Abby-SIU	Jr	11	27	56	83	7.5	
7. Hittner, Becca-DU	Sr	11	59	21	40	179	16.3	7. Poland, Jada-UE	Jr	11	24	51	75	6.8	
8. Feit, Abby-UE	Fr	11	62	15	26	165	15.0	8. Gartner, Emily-MSU	Jr	11	17	56	73	6.6	
9. Day, Allison-LUC	So	10	64	0	17	145	14.5	9. Maggett, TeTe-ILS	Sr	8	8	45	53	6.6	
O'Connor, Abby-LUC	Jr	10	54	16	21	145	14.5	10. Rhine, Sara-DU	Sr	11	20	51	71	6.5	
11. Haack, Gabi-BRAD	Jr	11	49	30	29	157	14.3	Haack, Gabi-BRAD	Jr	11	25	46	71	6.5	
12. Martin, Nicole-SIU	Sr	11	60	1	35	156	14.2	12. McChristine, Jamyra-INS	Jr	11	36	32	68	6.2	
13. Calip, Brice-MSU	Jr	10	40	11	45	136	13.6	13. Wallen, Lexi-ILS	Sr	10	29	32	61	6.1	
14. Rucker, Karli-UNI	Jr	11	50	18	23	141	12.8	14. Stoller, Addison-Valpo	Jr	9	23	30	53	5.9	
15. Franklin, Jasmine-MSU	So	11	51	1	26	129	11.7	15. Martin, Nicole-SIU	Sr	11	24	40	64	5.8	
16. Stoller, Addison-Valpo	Jr	9	31	10	33	105	11.7	16. Gunnels, Bre-UNI	Jr	11	10	53	63	5.7	
17. Finley, Kam-UNI	So	11	41	18	27	127	11.5	17. Burich, Monica-DU	Sr	10	21	33	54	5.4	
18. Poland, Jada-UE	Jr	11	51	9	14	125	11.4	18. Day, Allison-LUC	So	10	23	30	53	5.3	
19. Brockmeyer, Abby-SIU	Jr	11	45	7	27	124	11.3	19. Hittner, Becca-DU	Sr	11	11	45	56	5.1	
20. Hales, Grace-Valpo	Sr	9	33	9	23	98	10.9	20. White, Nyjah-BRAD	Jr	11	10	44	54	4.9	
21. Gonzales, Janae-LUC	So	10	36	30	1	103	10.3								
22. Maahs, Megan-UNI	Jr	11	35	5	28	103	9.4								
23. Williams, Del'Janae-INS	Fr	10	33	16	11	93	9.3								
24. Cavey, Kristina-UNI	Jr	11	34	7	27	102	9.3								
25. Collier, Kierra-DU	So	11	39	8	13	99	9.0								
26. McChristine, Jamyra-INS	Jr	11	43	0	12	98	8.9								
27. Nelson, Kristen-SIU	Sr	11	31	16	19	97	8.8								
Elder, Jasmine-INS	Fr	11	32	14	19	97	8.8								
29. Brackmann, Chelsea-BRAD	Sr	10	32	0	23	87	8.7								
30. Weinman, Carie-Valpo	So	9	28	18	4	78	8.7								

FIELD GOAL PCT						ASSISTS			
	Cl	G	FGM	FGA	Pct.		Cl	G	No. Avg/G
1. Rhine, Sara-DU	Sr	11	85	129	.659	1. Rose, Brenni-DU	Sr	11	61 5.5
2. Franklin, Jasmine-MSU	So	11	51	82	.622	2. Wallace, Tiara-LUC	Sr	10	46 4.6
3. Wallen, Lexi-ILS	Sr	10	64	104	.615	3. Maggett, TeTe-ILS	Sr	8	36 4.5
4. Day, Allison-LUC	So	10	64	106	.604	4. Patrick, Brittney-SIU	Sr	11	49 4.5
5. Cavey, Kristina-UNI	Jr	11	34	57	.596	5. Frederick, Shay-Valpo	So	9	39 4.3
6. Poland, Jada-UE	Jr	11	51	86	.593	6. Newman, Anna-UE	So	11	46 4.2
7. McChristine, Jamyra-INS	Jr	11	43	78	.551	7. Bhinhar, Mya-MSU	So	11	41 3.7
8. Martin, Nicole-SIU	Sr	11	60	119	.504	8. Calip, Brice-MSU	Jr	10	35 3.5
9. Rose, Brenni-DU	Sr	11	37	74	.500	9. Nelson, Kristen-SIU	Sr	11	38 3.5
10. Maahs, Megan-UNI	Jr	11	35	72	.486	10. Koenig, Tatum-BRAD	So	11	37 3.4
11. Feit, Abby-UE	Fr	11	62	128	.484	11. Monahan, Maddie-DU	Jr	11	36 3.3
12. Willard, Alexa-MSU	Sr	11	75	155	.484	12. Rucker, Karli-UNI	Jr	11	33 3.0
13. Silvey, Makenzie-SIU	Jr	11	80	167	.479	13. Galanopoulos, Sam-LUC	Fr	10	29 2.9
14. Collier, Kierra-DU	So	11	39	82	.476	O'Connor, Abby-LUC	Jr	10	29 2.9
15. Brockmeyer, Abby-SIU	Jr	11	45	95	.474	15. Collier, Kierra-DU	So	11	31 2.8



2019-20 Missouri Valley Conference  
INDIVIDUAL BASKETBALL STATISTICS  
Through games of Dec 23, 2019 (All games)



FREE THROW PCT	Cl	G	FTM	FTA	Pct.
1. Hales, Grace-Valpo	Sr	9	23	25	.920
2. Bhinhar, Mya-MSU	So	11	22	24	.917
3. O'Connor, Abby-LUC	Jr	10	21	23	.913
4. Maahs, Megan-UNI	Jr	11	28	32	.875
5. Gunnels, Bre-UNI	Jr	11	27	32	.844
6. Frederick, Shay-Valpo	So	9	21	25	.840
7. Rhine, Sara-DU	Sr	11	33	40	.825
8. Finley, Kam-UNI	So	11	27	33	.818
9. Hittner, Becca-DU	Sr	11	40	49	.816
10. Petree, Lasha-BRAD	So	11	31	38	.816
11. Rucker, Karli-UNI	Jr	11	23	29	.793
12. Maggett, TeTe-ILS	Sr	8	22	28	.786
13. Pitzer, Sommer-INS	Fr	10	21	27	.778
14. Calip, Brice-MSU	Jr	10	45	58	.776
15. Haack, Gabi-BRAD	Jr	11	29	38	.763

STEALS	Cl	G	No.	Avg/G
1. Wallace, Makayla-UE	So	11	31	2.8
2. Williams, Del'Janae-INS	Fr	10	20	2.0
3. Wallace, Tiara-LUC	Sr	10	19	1.9
4. Monahan, Maddie-DU	Jr	11	20	1.8
5. Frederick, Shay-Valpo	So	9	16	1.8
6. Franklin, Jasmine-MSU	So	11	19	1.7
7. Redmond, Juliann-ILS	Jr	10	17	1.7
8. White, Nyjah-BRAD	Jr	11	18	1.6
Petree, Lasha-BRAD	So	11	18	1.6
10. Pitzer, Sommer-INS	Fr	10	16	1.6
11. Weinman, Carrie-Valpo	So	9	14	1.6
Stoller, Addison-Valpo	Jr	9	14	1.6
Griffin, A'Niah-UE	So	9	14	1.6
14. Silvey, Makenzie-SIU	Jr	11	17	1.5
15. Saylor, Paige-ILS	Jr	10	15	1.5
Maggett, TeTe-ILS	Sr	8	12	1.5

3-POINT FG PCT	Cl	G	3FG	FGA	Pct.
1. Willard, Alexa-MSU	Sr	11	22	43	.512
2. Monahan, Maddie-DU	Jr	11	15	34	.441
3. Calip, Brice-MSU	Jr	10	11	26	.423
4. Gonzales, Janae-LUC	So	10	30	73	.411
Silvey, Makenzie-SIU	Jr	11	30	73	.411
6. Crompton, Mary-ILS	Fr	10	24	59	.407
7. Ruffridge, Elle-MSU	Jr	11	17	42	.405
8. Gueldner, Sarah Beth-DU	Fr	9	12	30	.400
Stoller, Addison-Valpo	Jr	9	10	25	.400
10. Koenig, Tatum-BRAD	So	11	13	33	.394
11. Kroeger, Nicole-UNI	Jr	11	17	44	.386
12. Petree, Lasha-BRAD	So	11	31	83	.373
13. Thomas, Alexis-UE	Jr	10	15	42	.357
14. Nelson, Kristen-SIU	Sr	11	16	45	.356
15. Rucker, Karli-UNI	Jr	11	18	51	.353
Weinman, Carrie-Valpo	So	9	18	51	.353

3-POINT FG MADE	Cl	G	3FG	Avg/G
1. Gonzales, Janae-LUC	So	10	30	3.0
2. Petree, Lasha-BRAD	So	11	31	2.8
3. Haack, Gabi-BRAD	Jr	11	30	2.7
Silvey, Makenzie-SIU	Jr	11	30	2.7
5. Crompton, Mary-ILS	Fr	10	24	2.4
6. Willard, Alexa-MSU	Sr	11	22	2.0
Weinman, Carrie-Valpo	So	9	18	2.0
8. Hittner, Becca-DU	Sr	11	21	1.9
9. Rucker, Karli-UNI	Jr	11	18	1.6
Finley, Kam-UNI	So	11	18	1.6
11. Williams, Del'Janae-INS	Fr	10	16	1.6
O'Connor, Abby-LUC	Jr	10	16	1.6
13. Ruffridge, Elle-MSU	Jr	11	17	1.5
Kroeger, Nicole-UNI	Jr	11	17	1.5
15. Thomas, Alexis-UE	Jr	10	15	1.5

BLOCKED SHOTS	Cl	G	No.	Avg/G
1. Feit, Abby-UE	Fr	11	19	1.7
2. Franklin, Jasmine-MSU	So	11	14	1.3
3. Gunnels, Bre-UNI	Jr	11	12	1.1
Petree, Lasha-BRAD	So	11	12	1.1
5. Maahs, Megan-UNI	Jr	11	11	1.0
Echi, LeAndra-INS	Jr	10	10	1.0
7. Williams, Del'Janae-INS	Fr	10	9	0.9
8. Morrison, Caitlin-Valpo	Jr	9	8	0.9
9. Poland, Jada-UE	Jr	11	9	0.8
10. Gartner, Emily-MSU	Jr	11	8	0.7
White, Nyjah-BRAD	Jr	11	8	0.7
12. Brackmann, Chelsea-BRAD	Sr	10	7	0.7
O'Connor, Abby-LUC	Jr	10	7	0.7
Koudelka, Lexy-ILS	So	10	7	0.7
Day, Allison-LUC	So	10	7	0.7

ASSIST/TURNOVER RATIO	Cl	G	Ast.	T/O	Ratio
1. Nelson, Kristen-SIU	Sr	11	38	15	2.5
2. Rose, Brenni-DU	Sr	11	61	33	1.8
3. Calip, Brice-MSU	Jr	10	35	19	1.8
4. Monahan, Maddie-DU	Jr	11	36	20	1.8
5. Frederick, Shay-Valpo	So	9	39	25	1.6
6. Newman, Anna-UE	So	11	46	31	1.5
7. Patrick, Brittney-SIU	Sr	11	49	35	1.4
8. Koenig, Tatum-BRAD	So	11	37	27	1.4
9. Wallace, Tiara-LUC	Sr	10	46	37	1.2
10. Bhinhar, Mya-MSU	So	11	41	39	1.1
11. Rucker, Karli-UNI	Jr	11	33	32	1.0
12. Maggett, TeTe-ILS	Sr	8	36	39	0.9





2019-20 Missouri Valley Conference  
INDIVIDUAL BASKETBALL STATISTICS  
Through games of Dec 23, 2019 (All games)



OFFENSIVE REBOUNDS	Cl	G	No.	Avg/G
1. McChristine, Jamyra-INS	Jr	11	36	3.3
2. Wallen, Lexi-ILS	Sr	10	29	2.9
3. Stoller, Addison-Valpo	Jr	9	23	2.6
4. Brockmeyer, Abby-SIU	Jr	11	27	2.5
5. Brackmann, Chelsea-BRAD	Sr	10	24	2.4
6. Day, Allison-LUC	So	10	23	2.3
7. Haack, Gabi-BRAD	Jr	11	25	2.3
Franklin, Jasmine-MSU	So	11	25	2.3
9. O'Connor, Abby-LUC	Jr	10	22	2.2
10. Poland, Jada-UE	Jr	11	24	2.2
Martin, Nicole-SIU	Sr	11	24	2.2
12. Burich, Monica-DU	Sr	10	21	2.1
13. Rhine, Sara-DU	Sr	11	20	1.8
Feit, Abby-UE	Fr	11	20	1.8
Cavey, Kristina-UNI	Jr	11	20	1.8

DEFENSIVE REBOUNDS	Cl	G	No.	Avg/G
1. Franklin, Jasmine-MSU	So	11	81	7.4
2. Brackmann, Chelsea-BRAD	Sr	10	72	7.2
3. Feit, Abby-UE	Fr	11	74	6.7
4. O'Connor, Abby-LUC	Jr	10	60	6.0
5. Echi, LeAndra-INS	Jr	10	58	5.8
6. Maggett, TeTe-ILS	Sr	8	45	5.6
7. Gartner, Emily-MSU	Jr	11	56	5.1
Brockmeyer, Abby-SIU	Jr	11	56	5.1
9. Gunnels, Bre-UNI	Jr	11	53	4.8
10. Poland, Jada-UE	Jr	11	51	4.6
Rhine, Sara-DU	Sr	11	51	4.6
12. Haack, Gabi-BRAD	Jr	11	46	4.2
13. Hittner, Becca-DU	Sr	11	45	4.1
14. White, Nyjah-BRAD	Jr	11	44	4.0
15. Maahs, Megan-UNI	Jr	11	42	3.8

MINUTES PLAYED	Cl	G	No.	Avg/G
1. Feit, Abby-UE	Fr	11	407	37.0
2. Calip, Brice-MSU	Jr	10	323	32.3
3. O'Connor, Abby-LUC	Jr	10	321	32.1
4. Maggett, TeTe-ILS	Sr	8	256	32.0
5. Willard, Alexa-MSU	Sr	11	351	31.9
6. Haack, Gabi-BRAD	Jr	11	347	31.5
7. Silvey, Makenzie-SIU	Jr	11	346	31.5
8. Koenig, Tatum-BRAD	So	11	344	31.3
9. Hales, Grace-Valpo	Sr	9	280	31.1
10. Petree, Lasha-BRAD	So	11	341	31.0
11. Wallace, Tiara-LUC	Sr	10	305	30.5
12. Williams, Del'Janae-INS	Fr	10	301	30.1
13. Patrick, Brittney-SIU	Sr	11	330	30.0
Stoller, Addison-Valpo	Jr	9	270	30.0
15. Frederick, Shay-Valpo	So	9	268	29.8
16. Nelson, Kristen-SIU	Sr	11	326	29.6
17. Franklin, Jasmine-MSU	So	11	315	28.6
18. Weinman, Carrie-Valpo	So	9	257	28.6
19. Bhinhar, Mya-MSU	So	11	307	27.9
20. Brockmeyer, Abby-SIU	Jr	11	305	27.7
21. Gonzales, Janae-LUC	So	10	275	27.5
22. Wallen, Lexi-ILS	Sr	10	274	27.4
Saylor, Paige-ILS	Jr	10	274	27.4
24. Pitzer, Sommer-INS	Fr	10	273	27.3
25. Rice, Ellie-LUC	Jr	10	264	26.4
26. Poland, Jada-UE	Jr	11	289	26.3
27. Echi, LeAndra-INS	Jr	10	254	25.4
28. Rucker, Karli-UNI	Jr	11	278	25.3
Hittner, Becca-DU	Sr	11	278	25.3
30. Monahan, Maddie-DU	Jr	11	274	24.9



2019-20 Missouri Valley Conference  
INDIVIDUAL BASKETBALL STATISTICS  
Through games of Dec 23, 2019 (All games)



TEAM IDENTIFICATION	Team ID
Bradley	BRAD
Drake	DU
Evansville	UE
Illinois State	ILS
Indiana State	INS
Loyola Chicago	LUC
Missouri State	MSU
Northern Iowa	UNI
Southern Illinois	SIU
Valparaiso	VALPO



2019-20 Missouri Valley Conference  
Conference Individual Highs  
Through games of Dec 23, 2019 (All games)



INDIVIDUAL PLAYER GAME HIGHS

Points	33	Maggett, TeTe (Illinois State) vs Western Illinois (12-04-19)
	30	Willard,Alexa (Missouri State) vs Texas A&M-CC (11-08-19)
	30	Hittner,Becca (Drake) vs Maine (11-30-19)
	30	Petree, Lasha (Bradley) vs North Dakota State (12-05-19)
	29	Gonzales, Janae (Loyola Chicago) at Detroit Mercy (11-05-19)
	29	Willard,Alexa (Missouri State) at Oklahoma (11-14-19)
Field goals made	13	Feit,Abby (Evansville) vs Brescia (11-05-19)
	12	Willard,Alexa (Missouri State) vs Texas A&M-CC (11-08-19)
	12	Willard,Alexa (Missouri State) at Oklahoma (11-14-19)
	12	Maggett, TeTe (Illinois State) vs Western Illinois (12-04-19)
	11	Silvey,Makenzie (Southern Illinois) at SIUE (11-08-19)
	11	Rhine,Sara (Drake) at South Dakota (11-13-19)
	11	Silvey,Makenzie (Southern Illinois) vs Memphis (11-20-19)
	11	Franklin,Jasmine (Missouri State) vs Kansas City (12-01-19)
Field goal attempts	23	Feit,Abby (Evansville) vs Brescia (11-05-19)
	22	Maggett, TeTe (Illinois State) vs Truman State (11-05-19)
	22	Petree, Lasha (Bradley) vs George Mason (11-29-19)
	21	Willard,Alexa (Missouri State) at Oklahoma (11-14-19)
	21	Silvey,Makenzie (Southern Illinois) vs Memphis (11-20-19)
	21	Maggett, TeTe (Illinois State) vs Western Illinois (12-04-19)
	21	Petree, Lasha (Bradley) vs North Dakota State (12-05-19)
Field goal percentage	.917 (11-12)	Franklin,Jasmine (Missouri State) vs Kansas City (12-01-19)
	.800 (8-10)	Koenig, Tatum (Bradley) vs Jackson State (12-10-19)
	.769 (10-13)	Rhine,Sara (Drake) vs Iowa State (11-10-19)
	.750 (9-12)	Hittner,Becca (Drake) vs Maine (11-30-19)
	.733 (11-15)	Rhine,Sara (Drake) at South Dakota (11-13-19)
3-Pt FG made	9	Gonzales, Janae (Loyola Chicago) at Detroit Mercy (11-05-19)
	7	Gonzales, Janae (Loyola Chicago) at Eastern Illinois (11-13-19)
	6	Ruffridge,Elle (Missouri State) vs Texas A&M-CC (11-08-19)
	6	Silvey,Makenzie (Southern Illinois) at SIUE (11-08-19)
	6	Rucker,Karli (Northern Iowa) at Missouri (11-13-19)
	6	Weinman, Carie (Valparaiso) at Toledo (11-27-19)
	6	Petree, Lasha (Bradley) vs North Dakota State (12-05-19)
3-Pt FG attempts	15	Petree, Lasha (Bradley) vs George Mason (11-29-19)
	14	Petree, Lasha (Bradley) vs North Dakota State (12-05-19)
	13	Gonzales, Janae (Loyola Chicago) at Detroit Mercy (11-05-19)
	12	Haack, Gabi (Bradley) at Michigan (11-10-19)
	12	Gonzales, Janae (Loyola Chicago) at Eastern Illinois (11-13-19)
	12	Griffin,A'Niah (Evansville) at SIUE (11-13-19)
	12	Williams,Del'Janae (Indiana State) at UIC (11-19-19)
	12	Haack, Gabi (Bradley) vs Jackson State (12-10-19)
3-Pt percentage	.692 (9-13)	Gonzales, Janae (Loyola Chicago) at Detroit Mercy (11-05-19)
Free throws made	13	Frederick, Shay (Valparaiso) vs Bowling Green (11-24-19)
	11	Rice, Ellie (Loyola Chicago) at Portland (12-01-19)
	10	Cavey,Kristina (Northern Iowa) at Iowa State (12-22-19)
	9	Feit,Abby (Evansville) vs Murray State (12-03-19)
	8	Bhinhar,Mya (Missouri State) at Oklahoma (11-14-19)
	8	Galanopoulos, Sam (Loyola Chicago) at Kansas City (11-22-19)
	8	Hittner,Becca (Drake) vs Western Illinois (11-24-19)
	8	Griffin,A'Niah (Evansville) vs Marshall (11-24-19)
	8	Rice, Ellie (Loyola Chicago) vs Dartmouth (12-04-19)
Free throw attempts	15	Rice, Ellie (Loyola Chicago) at Portland (12-01-19)
	14	Frederick, Shay (Valparaiso) vs Bowling Green (11-24-19)
	13	Feit,Abby (Evansville) vs Murray State (12-03-19)
	10	Hittner,Becca (Drake) vs South Dakota St. (11-08-19)

	10	Griffin,A'Niah (Evansville) vs Marshall (11-24-19)
	10	Echi,LeAndra (Indiana State) vs CSUN (11-30-19)
	10	Brackmann, Chelsea (Bradley) vs Richmond (12-01-19)
	10	Wallace, Tiara (Loyola Chicago) vs DePaul (12-20-19)
	10	Cavey,Kristina (Northern Iowa) at Iowa State (12-22-19)
Free throw percentage	1.000 (10-10)	Cavey,Kristina (Northern Iowa) at Iowa State (12-22-19)
	1.000 (8-8)	Bhinhar,Mya (Missouri State) at Oklahoma (11-14-19)
	1.000 (8-8)	Hittner,Becca (Drake) vs Western Illinois (11-24-19)
	.929 (13-14)	Frederick, Shay (Valparaiso) vs Bowling Green (11-24-19)
Rebounds	.889 (8-9)	Galanopoulos, Sam (Loyola Chicago) at Kansas City (11-22-19)
	.889 (8-9)	Rice, Ellie (Loyola Chicago) vs Dartmouth (12-04-19)
	18	Feit,Abby (Evansville) vs Brescia (11-05-19)
	18	Brackmann, Chelsea (Bradley) vs Miami (OH) (11-23-19)
	14	O'Connor, Abby (Loyola Chicago) at Detroit Mercy (11-05-19)
Assists	14	McChristine,Jamyra (Indiana State) at Murray State (12-07-19)
	13	Brackmann, Chelsea (Bradley) vs George Mason (11-29-19)
	13	Franklin,Jasmine (Missouri State) vs Missouri (12-15-19)
	10	Rose,Brenni (Drake) at South Dakota (11-13-19)
	10	Verano, Violeta (Bradley) vs Eureka (11-16-19)
Steals	9	Rose,Brenni (Drake) vs South Dakota St. (11-08-19)
	9	Maggett, TeTe (Illinois State) vs UT-Martin (11-30-19)
	9	Wallace, Tiara (Loyola Chicago) vs DePaul (12-20-19)
	7	Williams,Del'Janae (Indiana State) at UIC (11-19-19)
	7	Wallace,Makayla (Evansville) vs Murray State (12-03-19)
Blocked shots	5	Calip,Brice (Missouri State) at Minnesota (11-05-19)
	5	Fuller,Hannah (Drake) vs Waldorf (12-05-19)
	5	Pitts, Ilysse (Valparaiso) vs UIC (12-15-19)
	5	Patrick,Brittney (Southern Illinois) at Northern Illinois (12-20-19)
	6	Echi,LeAndra (Indiana State) at UIC (11-19-19)
Turnovers	6	Mertz,Mya (Drake) vs Waldorf (12-05-19)
	4	Franklin,Jasmine (Missouri State) vs Santa Clara (11-22-19)
	4	Feit,Abby (Evansville) vs Murray State (12-03-19)
	4	Franklin,Jasmine (Missouri State) vs Wichita State (12-04-19)
	8	Petree, Lasha (Bradley) vs Eureka (11-16-19)
	8	Maggett, TeTe (Illinois State) at Illinois (11-16-19)
	8	Bhinhar,Mya (Missouri State) at Gonzaga (12-20-19)
	7	Maggett, TeTe (Illinois State) at Marquette (11-10-19)
	7	Newman,Anna (Evansville) at SIUE (11-13-19)
	7	Maggett, TeTe (Illinois State) vs Northern Illinois (11-20-19)
	7	Wallace, Tiara (Loyola Chicago) at Kansas City (11-22-19)
	7	Petree, Lasha (Bradley) vs Miami (OH) (11-23-19)
	7	Echi,LeAndra (Indiana State) vs CSUN (11-30-19)
	7	Lola Bracy (Evansville) vs Chicago State (12-18-19)
	7	Martin,Nicole (Southern Illinois) vs Western Illinois (12-19-19)
	7	White, Nyjah (Bradley) vs Liberty (12-20-19)





2019-20 Missouri Valley Conference  
Conference Team Highs  
Through games of Dec 23, 2019 (All games)



TEAM HIGHS (highest totals made by)

Points	103	Southern Illinois at SIUE (11-08-19)
	103	Drake vs Waldorf (12-05-19)
	101	Bradley vs Eureka (11-16-19)
	98	Loyola Chicago at Chicago State (11-19-19)
	96	Missouri State at Oklahoma (11-14-19)
Margin	85 (103-18)	Drake vs Waldorf (12-05-19)
	62 (101-39)	Bradley vs Eureka (11-16-19)
	45 (98-53)	Loyola Chicago at Chicago State (11-19-19)
	36 (103-67)	Southern Illinois at SIUE (11-08-19)
	36 (81-45)	Northern Iowa at Omaha (12-10-19)
Field goals made	41	Bradley vs Eureka (11-16-19)
	41	Drake vs Waldorf (12-05-19)
	37	Drake at South Dakota (11-13-19)
	37	Missouri State at Oklahoma (11-14-19)
	37	Loyola Chicago at Chicago State (11-19-19)
Field goal attempts	82	Evansville vs Brescia (11-05-19)
	77	Drake at South Dakota (11-13-19)
	75	Bradley vs Eureka (11-16-19)
	73	Illinois State vs Truman State (11-05-19)
	73	Drake vs Waldorf (12-05-19)
Field goal percentage	.639 (23-36)	Evansville at Austin Peay (11-21-19)
	.563 (36-64)	Southern Illinois at SIUE (11-08-19)
	.562 (41-73)	Drake vs Waldorf (12-05-19)
	.559 (33-59)	Drake vs Maine (11-30-19)
	.552 (37-67)	Loyola Chicago at Chicago State (11-19-19)
3-Pt FG made	15	Drake vs Iowa State (11-10-19)
	15	Northern Iowa at Missouri (11-13-19)
	14	Bradley vs Eureka (11-16-19)
	13	Loyola Chicago at Detroit Mercy (11-05-19)
	13	Southern Illinois vs Western Illinois (12-19-19)
3-Pt FG attempts	42	Northern Iowa at Missouri (11-13-19)
	40	Evansville vs Brescia (11-05-19)
	36	Evansville at SIUE (11-13-19)
	35	Valparaiso vs UIC (12-15-19)
	34	Drake vs Iowa State (11-10-19)
	34	Evansville vs Marshall (11-24-19)
3-Pt percentage	.700 (7-10)	Evansville at Austin Peay (11-21-19)
	.588 (10-17)	Northern Iowa vs North Dakota State (11-06-19)
	.579 (11-19)	Illinois State vs Jackson State (12-19-19)
	.571 (8-14)	Illinois State vs SIUE (12-16-19)
	.538 (7-13)	Southern Illinois at Eastern Michigan (11-23-19)
Free throws made	29	Bradley vs Miami (OH) (11-23-19)
	27	Northern Iowa vs North Dakota State (11-06-19)
	27	Valparaiso vs Bowling Green (11-24-19)
	22	Missouri State at South Dakota (11-25-19)
	22	Loyola Chicago at Portland (12-01-19)
Free throw attempts	38	Bradley vs Miami (OH) (11-23-19)
	33	Indiana State vs SEMO (12-21-19)
	32	Northern Iowa vs North Dakota State (11-06-19)
	32	Valparaiso vs Bowling Green (11-24-19)
	30	Missouri State at South Dakota (11-25-19)
	30	Loyola Chicago at Portland (12-01-19)
Free throw percentage	1.000 (17-17)	Missouri State at Minnesota (11-05-19)
	1.000 (11-11)	Drake vs Waldorf (12-05-19)
	.944 (17-18)	Northern Iowa at Iowa State (12-22-19)

	.923	(12-13)	Bradley at Michigan (11-10-19)
	.923	(12-13)	Drake vs Auburn (12-01-19)
Rebounds	63		Bradley vs Eureka (11-16-19)
	59		Bradley at Western Illinois (11-20-19)
	56		Loyola Chicago at Detroit Mercy (11-05-19)
	56		Loyola Chicago at Kansas City (11-22-19)
	54		Bradley vs George Mason (11-29-19)
	54		Loyola Chicago vs Dartmouth (12-04-19)
Assists	33		Drake vs Waldorf (12-05-19)
	32		Bradley vs Eureka (11-16-19)
	31		Loyola Chicago at Chicago State (11-19-19)
	27		Illinois State vs Jackson State (12-19-19)
	26		Drake vs Western Illinois (11-24-19)
Steals	25		Drake vs Waldorf (12-05-19)
	18		Valparaiso vs UIC (12-15-19)
	16		Evansville vs Brescia (11-05-19)
	15		Northern Iowa at Omaha (12-10-19)
	14		Indiana State at UIC (11-19-19)
	14		Evansville vs Chicago State (12-18-19)
Blocked shots	12		Drake vs Waldorf (12-05-19)
	10		Indiana State vs Northern Kentucky (12-16-19)
	9		Indiana State at UIC (11-19-19)
	9		Northern Iowa at Omaha (12-10-19)
	8		Northern Iowa vs Northwest Mo. St. (11-24-19)
	8		Missouri State vs Wichita State (12-04-19)
Turnovers	33		Evansville at Austin Peay (11-21-19)
	31		Evansville vs Eastern Illinois (11-19-19)
	28		Loyola Chicago vs DePaul (12-20-19)
	27		Northern Iowa at Wichita State (11-09-19)
	26		Missouri State at Minnesota (11-05-19)
	26		Evansville at SIUE (11-13-19)
Fouls	35		Indiana State at Western Illinois (11-14-19)
	33		Indiana State at Kansas (11-07-19)
	32		Evansville at SEMO (11-10-19)
	31		Drake at South Dakota (11-13-19)
	31		Valparaiso vs Bowling Green (11-24-19)