

# MVC WOMEN'S BASKETBALL

WEEKLY RELEASE NO. 5: DECEMBER 10, 2019

MVC WOMEN'S BASKETBALL CONTACT: RYAN DAVIS, ASSISTANT COMMISSIONER FOR COMMUNICATIONS

OFFICE: 314-444-4316 ■ CELL: 314-285-5675 ■ DAVIS@MVC.ORG

1818 CHOUTEAU AVE. ■ ST. LOUIS, MO 63103

MVC-SPORTS.COM



## 2019-20 Standings -- As of Monday, Dec. 9

	MISSOURI VALLEY				OVERALL			
	Record	Pct.	PF	PA	Record	Pct.	PF	PA
Loyola Chicago	0-0	.000	0.0	0.0	8-0	1.000	75.8	57.6
#18/20 Missouri State	0-0	.000	0.0	0.0	8-1	.889	76.6	66.9
Bradley	0-0	.000	0.0	0.0	7-1	.875	73.4	58.9
Drake	0-0	.000	0.0	0.0	7-2	.778	82.0	67.4
Illinois State	0-0	.000	0.0	0.0	6-2	.750	67.6	59.1
Southern Illinois	0-0	.000	0.0	0.0	5-3	.625	75.5	66.0
Northern Iowa	0-0	.000	0.0	0.0	5-3	.625	72.1	64.1
Valparaiso	0-0	.000	0.0	0.0	4-3	.571	64.0	68.4
Evansville	0-0	.000	0.0	0.0	2-5	.286	63.4	74.6
Indiana State	0-0	.000	0.0	0.0	2-7	.222	61.9	68.3

• MVC Home: 0-0 • Non-Conference: 54-27 • Home: 27-4 • Away: 23-18 • Neutral: 4-5 • Top-25: 1-2 • •

## Recent Results/ Upcoming Schedule

### Tuesday, December 3

UT-Martin at Southern Illinois ..... W, 70-59  
Murray State at Evansville ..... L, 61-59  
Marshall at Indiana State ..... L, 72-60

### Wednesday, December 4

Western Illinois at Illinois State ..... W, 78-65  
Wichita State at #18 Missouri State ..... W, 68-55  
Dartmouth at Loyola ..... W, 61-40

### Thursday, December 5

Valparaiso at Detroit Mercy ..... W, 77-58  
Waldorf at Drake ..... W, 103-18  
North Dakota State at Bradley ..... W, 70-64

### Saturday, December 7

Indiana State at Murray State ..... L, 70-62  
Southern Illinois at SEMO ..... L, 79-65

### Sunday, December 8

UNI at Creighton ..... L, 57-54  
Illinois State at Saint Louis ..... L, 61-56  
Loyola at SIUE ..... W, 63-50

### Tuesday, December 10

Jackson State at Bradley (ESPN+) ..... 12 PM  
UNI at Omaha ..... 7 PM

### Friday, December 13

Evansville at Purdue Fort Wayne ..... 6 PM


### Sunday, December 15

UIC at Valparaiso (ESPN+) ..... 1 PM  
IUPUI at UNI (ESPN3) ..... 2 PM  
Murray State at Southern Illinois (ESPN+) ..... 2 PM  
Evansville at Illinois (BTN+) ..... 2 PM  
Missouri at #18 Missouri State (ESPN+) ..... 3 PM

### Monday, December 16

Bowling Green at Loyola (ESPN+) ..... 11 AM  
SIUE at Illinois State (ESPN+) ..... 11 AM  
Northern Kentucky at Indiana State (ESPN3) ..... 6 PM

### ALL TIMES CENTRAL



## MVC Player of the Week

### Lasha Petree, So., G, Bradley

Petree scored a career-high 30 points to help highlight Bradley's win over North Dakota State, hitting 6-of-14 three-pointers and adding two assists, a block and a pair of steals as the Braves extended their win streak to six games. She scored 22 points in the first half, including 14 second-quarter points, for the highest scoring half by a Brave since Dena Williams had 22 points in the first half of a game against Jackson State on Dec. 18, 2004. Petree scored Bradley's last 10 points

of the second quarter (all in the final 2:38) to help Bradley erase a six-point deficit and tie the game at the half. The leading scorer for the Braves at 16.8 points per outing, Petree has scored 14 or more in all but one game this season. She had the first 30-point game by a Brave since Gabi Haack last November and was the first Bradley player to score at least 30 points in a home game since Michelle Young in the 2013-14 season opener.

**Other Notable Performances:** Maggie Negaard (DU); TeTe Maggett (ILS); Janyra McChristine (INS); Allison Day (LUC); Jasmine Franklin (MSU); Makenzie Silvey (SIU); Shay Frederick (VALPO)



## MVC Newcomer of the Week

### Janyra McChristine, Jr., F, Indiana State

Janyra McChristine provided a strong inside presence for the Sycamores during their two games last week. The junior forward nearly averaged a double-double at 12.5 points, 9.5 rebounds and two steals per-game. Against Marshall on Tuesday, McChristine tallied 10 points and pulled down five boards. She then put up an impressive 15 point-14 rebound game against Murray State on Saturday which included four steals. McChristine now has two double-doubles on the year.

**Other Notable Performances:** Sarah Beth-Gueldner (DU); Abby Feit (UE); Juliunn Redmond (ILS); Jala Johnson (LUC); Gabby Walker (SIU); Grace White (VALPO)



/MISSOURIVALLEYCONFERENCE



@MVCSPORTS

@VALLEYHOOPS



@MVCSPORTS



@MISSOURIVALLEYVIDS

## NOTEWORTHY

In addition to the league's Player and Newcomer of the Week selections, several conference players had notable performances, including:

**Maggie Negaard (DU)** - Sophomore Maggie Negaard equaled her career-high in the Bulldogs' dominate victory over Waldorf last week in the team's only game. Negaard, who scored her career-high in Drake's win over Auburn in its previous game, made 5-of-8 shots, including two three-pointers for the 15 points in the win over the Warriors. She added a career-high eight assists along with two rebounds, one block and one steal in a career-high 20 minutes.

**TeTe Maggett (ILS)** - Senior TeTe Maggett put on a clinic at Redbird Arena on Wednesday, recording a career-high 33 points while adding seven rebounds and five assists in Illinois State's 76-65 win over Western Illinois. Maggett shot 12-of-21 (.571) from the field, including 2-of-3 from behind the arc and 7-of-8 from the charity stripe. Her 33 points were the most scored in a single game by any player in the Valley this season. The senior exited early due to injury in ISU's loss at Saint Louis on Sunday, still contributing three points, three rebounds and two assists. She averaged 18.0 points, 5.0 rebounds and 3.5 assists on the week.

**Allison Day (LUC)** - Loyola sophomore forward Allison Day averaged a team-high 14.5 points, 7.5 rebounds, 2.0 assists, and 1.0 blocks as the Ramblers remained perfect on the season, sweeping a pair of games this past week. In Wednesday's 61-40 win over Dartmouth, Day finished 6-of-10 from the field en route to a 12-point, seven-rebound effort. The Russellville, Ohio product paced the attack for the Maroon & Gold in Sunday's 63-50 victory at SIUE, pouring in 17 points (7-15 FGs, 3-5 FTs), two off her career high, in addition to eight rebounds, a season-high four assists, and a block. Day, who has started in all eight games this season, currently ranks second on the Rambler roster in scoring, averaging 13.6 points, a mark that is good enough for 12th in the MVC.

**Jasmine Franklin (MSU)** - Jasmine Franklin stuffed the stat sheet in MSU's only game last week, a 68-55 victory against Wichita State. The sophomore collected her fourth double-double of the season with 11 points and 10 boards, adding three assists, two steals and a career-high four blocks. She shot 4-for-4 from the floor to extend her streak to 15 consecutive makes.

**Makenzie Silvey (SIU)** - Makenzie Silvey averaged 15.0 points, 5.5 rebounds, 3.0 assists, 1.5 steals and 1.0 blocks as SIU split a pair of games last week. Silvey became the first Saluki since 1990 to post four 20-point games in the first seven games of a season when she went for 20 in Southern's win over UT Martin. The Glen Carbon, Ill. native added five boards, four assists, two steals and two blocks in the win. She followed with her 18th-straight double-digit scoring output, as she tallied 10 points and six rebounds at SEMO on Saturday.

**Shay Frederick (VALPO)** - Frederick tallied an efficient 13 points as Valpo won its third straight game with a road win at Detroit Mercy in its lone contest last week, hitting 4-of-6 from the floor, including a pair of 3-pointers, and 3-of-3 from the foul line. She also registered five assists, her third straight contest with at least five helpers, to lead all players and currently ranks fourth in the conference, averaging 4.0 assists/game.

**Sarah Beth Gueldner (DU)** - Sarah Beth Gueldner matched Negaard and Becca Hittner with game-high 15 points in the Waldorf win. Gueldner knocked down a career-high five three-pointers and added two rebounds, two assists and one steal in a career-high 17 minutes.

**Abby Feit (UE)** - Continuing her strong start to her career, freshman Abby Feit helped power Evansville this week. Facing Murray State on Tuesday, Feit scores 14 points, while recording six rebounds, four assists, and four blocks in a heartbreaking 61-59 loss to the Racers. Feit's scoring performance was her seventh-straight double-figure scoring game, as the freshman has scored double-digits in each of her first seven collegiate contests. Feit leads Evansville in scoring, rebounding, and blocks and is the top freshman in the MVC in scoring average and is tied for seventh overall with 15.7 points per game.

**Juliunn Redmond (ILS)** - Juliunn Redmond scored a career-best 23 points at Saint Louis on Sunday, shooting 9-of-14 (.642) from the field to lead the Redbirds in scoring. The junior went 4-of-5 (.800) from the charity stripe and added two rebounds and two assists in the contest. Redmond also posted a career-high on Wednesday, recording a game-best six assists in the win over Western Illinois at home. She averaged 14.5 points, 2.5 rebounds and 4.0 assists to help the Redbirds go 1-1 on the week.

**Jala Johnson (LUC)** - Loyola freshman guard Jala Johnson added 5.0 points, 1.5 rebounds, 1.0 steals, and 0.5 assists in the Ramblers' two victories over the past week. After dishing out an assist and coming away with two steals in a 61-40 midweek win over Dartmouth, Johnson provided a spark off the bench in the Maroon & Gold's 63-50 road triumph at SIUE on Sunday afternoon. The Toledo, Ohio native scored 10 points (4-6 FGs, 2-2 FTs) in just 13 minutes of action, while also collecting three rebounds as Loyola completed a perfect run through its road non-conference schedule and remained perfect on the year.

**Gabby Walker (SIU)** - Gabby Walker averaged 8.5 points on 66.7% shooting (8-of-12) to help SIU split a pair of games last week. The redshirt junior scored a season-high 15 points on 7-for-11 shooting at SEMO, which marked the third time this season she has reached double figures.

**Grace White (VALPO)** - White enjoyed a productive 15-minute stint off the bench in Valpo's lone game last week, helping Valpo to a 19-point road win at Detroit Mercy. White went 3-of-5 from the floor, knocking down two 3-pointers to finish with eight points. She also led all players and matched Valpo's single-game season high with four steals. White added four rebounds, three of which came on the offensive end and led to seven second-chance points.

## PLAYERS OF THE WEEK

DATE	PLAYER	SCHOOL
N11	Sara Rhine	Drake
N18	Alexa Willard	Missouri State
N25	Gabi Haack	Bradley
D2	Jasmine Franklin	Missouri State
D9	Lasha Petree	Bradley
D16		
D23		
J6		
J13		
J20		
J27		
F3		
F10		
F17		
F24		
M2		
M9		

## NEWCOMERS OF THE WEEK

DATE	PLAYER	SCHOOL
N11	Abby Feit	Evansville
N18	Kristina Cavey	UNI
N25	Sam Galanopoulos	Loyola Chicago
D2	Carie Weinman	Valparaiso
D9	Jamyra McChristine	Indiana State
D16		
D23		
J6		
J13		
J20		
J27		
F3		
F10		
F17		
F24		
M2		
M9		

MVC Players and Newcomers of the Week are selected each week during the women's basketball season. The players are announced on Monday afternoon and appear in a weekly press release. Nominees are provided by each school's sports information contact and voted on by a panel appointed by the league office.



## Impressive Winning %

Valley women's hoops sits 54-27 during non-conference play. The Valley has the highest winning percentage outside of the Power Five conferences entering this week's action.

### Top Winning Percentages by Conference

.827 - Pac 12  
.787 - Big Ten  
.769 - Big 12  
.719 - SEC  
.669 - ACC  
**.667 - Missouri Valley**

## Historic Conference RPI

The Valley ranks fourth nationally in conference RPI (WarrenNolan.com). The Valley sits behind the Pac-12, Big Ten and ACC) and just ahead of the Big 12, Big East and SEC entering this week.

The Valley record for RPI in a season is 8th (2008 & 2011).

### Conference RPI

1. Pac-12  
2. Big Ten  
3. ACC  
**4. Missouri Valley**  
5. Big 12  
6. Big East  
7. SEC

## The RPI Ratings Game

The first installment of the NCAA RPI Report (Dec. 10) has six Valley teams that rank in the top-75, including three in the top 30. Missouri State leads the way at No. 2 with Drake at No. 17 and Illinois State at No. 28. Bradley (41), UNI (59) and Loyola Chicago (71) round out the schools in the Top 75.

The Valley joins the Power Five conferences as the only leagues with six teams sitting in the Top 75 of the RPI.

Team	RPI
Missouri State	2
Drake	17
Illinois State	28
Bradley	41
UNI	59
Loyola Chicago	71
Valparaiso	112
Southern Illinois	130
Indiana State	215
Evansville	321

## Power Five Success

The MVC has secured seven wins over Power Five programs this season. The Valley is 7-9 vs. Power Five teams this season, already more than doubling last season's win total of three. The Valley has a winning record against the Big 12 (2-1) and SEC (2-1) and sits 3-5 vs. the Big Ten and 0-2 vs. the Pac-12. The average margin of victory in the seven wins is 9.0 points per game.

### MVC's Wins Over Power Five Teams

Iowa State at Drake, W - 86-81  
Missouri State at Oklahoma, W - 96-90  
Illinois State at Illinois, W - 74-58  
Iowa at UNI, W - 88-66  
Missouri State at Minnesota, W - 77-69  
UNI at Missouri, W - 78-73  
Drake vs. Auburn, W - 83-82

## Hot Starts

Three Valley teams are sitting with one or fewer losses after a month of the season.

Loyola's 8-0 start is the best in program history, surpassing the 1979-80 Ramblers' 5-0 start. The Ramblers are one of 15 NCAA Division I teams remaining without a loss this season. Loyola's eight straight wins are its most since going on a 10-game tear during the 1988-89 season.

Missouri State's 8-1 start is the best for the Lady Bears since opening the 2003-04 season 20-1.

Bradley is 7-1 or better to start a season for just the fourth time. Two of the last three starts of 7-1 or better have resulted in at least 19-win seasons, including last year's 20-10 campaign which featured a 9-0 start to the year. Bradley is seeking just the third start in program history of 8-1 or better.

## Road Success

Loyola Chicago leads the nation with a 6-0 road record this season and is one of two teams with six road victories overall. Cleveland State also has six road wins, but has a road record of 6-1. UConn is the only other team with a 5-0 mark or better on the road this season.

The Valley has posted a 23-18 overall road record this season. The 23 non-conference road wins is already the most this decade for The Valley (21 road wins in 2011-12 & 2012-13).

## Home Sweet Home

Currently seven MVC teams remain unbeaten at home: Bradley (3-0), Drake (5-0), Illinois State (4-0), Loyola Chicago (2-0), Missouri State (4-0), UNI (3-0) and Valparaiso (1-0) have unblemished records on their home courts this season. The Valley currently holds a 27-4 (.871) mark at home this season.

## Sharing the Rock

Drake enters the week averaging 22.4 assists per game, which ranks second nationally. The Bulldogs lead the nation in total assists this season, racking up 202 over nine contests. Drake is the only team in the country to rank in the top three of Assists Per Game each of the previous three seasons.

### Assists Per Game

1. Oregon .....22.8  
**2. Drake .....22.4**  
DePaul .....22.4  
4. Baylor .....21.6  
5. Texas Tech .....20.5

## High Percentage

Drake enters this week ranking 7th nationally in Field Goal Percentage (48.0%). Drake finished 10th in FG% last year, 5th in 2017-18, and 2nd in 2016-17. UConn is the only other school to finish in the top 10 in the last three seasons. The Huskies currently sit 17th nationally.

## Cleaning the Glass

Bradley has been dominating the glass during its 7-1 start to the season. The Braves rank 4th nationally, averaging 47.4 rpg. Bradley leads the nation with 35.1 defensive rebounds per game. The Valley record for rebounds per game for a season was set by 1985 Drake (46.9).

### Rebounds Per Game

1. Troy .....58.1  
2. Tennessee .....51.4  
3. Kansas State .....47.5  
**4. Bradley .....47.4**  
5. South Carolina .....47.0

## Strength of Schedule

Three Valley teams have a SOS ranking in the Top 25 according to the NCAA (Dec. 9). Illinois State leads The Valley with a SOS of No. 16. Missouri State comes in this week ranked No. 19 with Drake (21) also ranking in the Top 25.

## Poll Position

Missouri State moved up in the AP Top 25 Poll this week, coming in at No. 20. It is the Lady Bears' first top 20 ranking in the AP poll since Mar. 13, 2001 (15th).

The Lady Bears remained 18th this week in the USA Today Coaches Top25 Poll. Drake also received votes this week.

## Mid-Major Top-25 Poll

Drake, Missouri State and UNI all appear in the latest CollegeInsider.com Mid-Major Top 25 (Dec. 3). The Lady Bears sit second in the poll behind Gonzaga, while Drake sits sixth and UNI No. 20. Illinois State, Loyola and Bradley are all receiving votes this week. The Valley joins the West Coast (4), Ivy (3), Horizon (3) and Mid-American (3) as the only leagues with three or more teams in the poll.

## ESPNW Mid-Major Top-10 Poll

Missouri State, Drake and UNI appear at No. 1, No. 4 and No. 6 respectively in the ESPNW Mid-Major Top 10 Poll released Nov. 27 by Graham Hays (Next Poll Dec. 11). The Lady Bears sit in front of Gonzaga and South Dakota, while Ohio is sandwiched between the Bulldogs and Panthers. No other conference has more than one team in the poll.

## Against the Field

The MVC holds a winning record against 13 leagues in non-conference play, including the American (2-1), America East (2-0), A10 (3-1), Big 12 (2-1), Horizon (4-1), Ivy (1-0), MAC (5-0), Mountain West (1-0), SEC (2-1) Southland (1-0), Summit (8-3), West Coast (2-1) and WAC (3-0). The MVC holds at least a .500 mark against Conference USA (1-1) and Ohio Valley (7-7). The MVC has a losing record to only the Big East (1-2), Big Ten (3-5), Big West (0-1) and Pac-12 (0-2).



## Rhine on McClain Watch List

The Naismith Memorial Basketball Hall of Fame and the WBCA announced that Drake senior Sara Rhine is one of 20 watch list candidates for the 2020 Katrina McClain Award. Named after the two-time All-American and 1987 National Player of the Year, the annual award in its third year recognizes the top power forwards in women's NCAA Division I college basketball. By mid-February, the watch list of 20 players for the 2020 award will be narrowed to just 10.

## Hittner on Drysdale Watch List

The Naismith Memorial Basketball Hall of Fame and the WBCA announced that Drake senior Becca Hittner is one of 20 watch list candidates for the 2020 Ann Meyers Drysdale Award. Named after the first player, male or female, selected to the All-America Team in four-straight college seasons, the annual Drysdale award is in its third year and recognizes the top shooting guard in NCAA Division I women's college basketball. By mid-February, the watch list of 20 players for the 2020 award will be narrowed to just 10.

## Wade Award Watch List

Drake's Becca Hittner and Sara Rhine have each been selected to the "Wade Watch" list of candidates for the 2020 Wade Trophy presented to the best player in college women's basketball, the WBCA announced Thursday. Drake joins Oregon, Stanford, UConn and Oregon State as the only schools with multiple players on the list.

## Wooden Award Watch List

Drake senior Becca Hittner has been named to the John R. Wooden Award® presented by Wendy's® Women's Preseason Top 30 Watch List. The preseason list represents nine conferences: the Pac-12 leads all conferences with nine selections, followed by the SEC with six, the ACC and Big 12 with four apiece, the American and Big Ten with two each, and Conference USA, Ivy League, and Missouri Valley with one selection apiece.

## 1,000 Point Club

The Valley has four active players in the 1,000 point club. Sara Rhine sits fifth on the NCAA career scoring chart, while Hittner sits eighth. The duo is the second highest teammate scoring tandem in the country behind Oregon's Sabrina Ionescu and Ruthy Hebard.

### Current MVC Players in 1,000 Point Club

1,823 - Sara Rhine, Drake  
1,706 - Becca Hittner, Drake  
1,203 - Alexa Willard, Missouri State  
1,147 - Nicole Martin, Southern Illinois

## Bulldogs Favored

Drake was tabbed as the preseason favorite in the MVC Women's Basketball race in the annual survey of the league's coaches, SIDs and media.

### 2019-20 MVC WBB Preseason Poll

Rank	Team (1st-place votes)	Points
1.	Drake (31).....	359
2.	Missouri State (8).....	329
3.	UNI (1).....	297
4.	Bradley.....	255
5.	Southern Illinois.....	235
6.	Illinois State.....	212
7.	Loyola.....	188
8.	Valparaiso.....	126
9.	Indiana State.....	111
10.	Evansville.....	88

### MVC WBB Preseason All-Conference

PLAYER, TEAM	POS.	CL.
*Becca Hittner, Drake	G	Sr.
Nicole Martin, Southern Illinois	F	Sr.
TeTe Maggett, Illinois State	G	Sr.
Sara Rhine, Drake	F	RSr.
Karli Rucker, UNI	G	Jr.

\*Preseason Player of the Year

## Hoops in the Heartland

The 2020 Missouri Valley Conference Women's Basketball Tournament will return to the TaxSlayer Center in Moline, Ill., for the fifth-straight season.

Affectionately coined "Hoops in the Heartland," the four-day event (Mar. 12-15) will showcase all 10 Missouri Valley Conference schools as they compete for the Valley's automatic berth into the NCAA Tournament.

The MVC's agreement with Visit Quad Cities will keep the MVC Women's Basketball Championship in TaxSlayer Center through at least 2021.

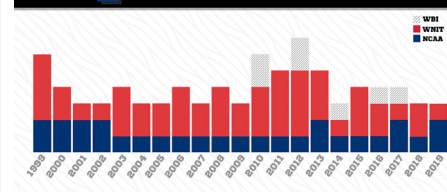
The 2020 tournament will mark the 13th-consecutive season in its 38-year history that the event will take place at a neutral site.

The Missouri Valley Conference is one of only seven conferences (out of 32 nationally) where the women's basketball tournament is played at a neutral site, separate from the men's championship (AAC, ACC, Big Ten, Big 12, MVC, Pac-12 and SEC are the others).

## Postseason League

The MVC has seen an average of four league teams participate in postseason play in the last 21 seasons, including three teams reaching postseason play in 2018-19. Missouri State reached the Sweet Sixteen for the fourth time in program history, while Drake fell to Missouri in the First Round of the NCAA Tournament. UNI received a bid to the WNIT for the second-straight season. The Valley has earned multiple NCAA Tournament bids in 12 different seasons, including two out of the last three seasons.


**4 MVC TEAMS ON AVERAGE HAVE COMPETED IN THE POSTSEASON EACH YEAR SINCE 1999.**



## Starters Returning

The Missouri Valley Conference will see 30 of 50 starters return (60%) for the 2019-20 season. The league will return nine of its top 10 in scoring, seven of its top 10 in rebounding and four of its top five in assists. The Valley will also have eight of its 11 All-MVC players return and five of its six honorable mention selections.

**30 OF 50 STARTERS ARE RETURNING FOR THE 2019-20 SEASON**



## Coaches Teleconferences

Teleconferences with The Valley head coaches will be conducted twice throughout the season. The conferences begin at 11:45 a.m. (CST). To participate in the conference calls, call (877) 417-8778. Coaches call (877) 417-8756.

Media will be allowed to ask questions directly of the coaches. The session dates for 2019-20 are Tuesday, January 7 and Tuesday, March 10.

Time	Women's Head Coach, School
11:45 p.m.	Jennie Baranczyk, Drake
11:50 a.m.	Amaka Agugua-Hamilton, Missouri State
11:55 a.m.	Andrea Gorski, Bradley
12:00 p.m.	Kate Achter, Loyola
12:05 p.m.	Mary Evans, Valparaiso
12:10 p.m.	Matt Ruffing, Evansville
12:15 p.m.	Kristen Gillespie, Illinois State
12:20 p.m.	Vicki Hall, Indiana State
12:25 p.m.	Tanya Warren, UNI
12:30 p.m.	Cindy Stein, Southern Illinois

## Missouri Valley Conference vs. Non-Conference Opponents (54-27, .667)

**Overall:** 54-27 (.667)  
**Home:** 27-4 • **Away:** 23-18 • **Neut:** 4-5 • **Top-25:** 1-2

<b>American Athletic</b> .....	<b>2-1 (H: 1-1; A: 1-0)</b>
Memphis.....	0-1
at Southern Illinois.....	L, 70-66
Wichita State.....	2-0
at Missouri State.....	W, 68-55
UNI.....	W, 61-50

<b>America East</b> .....	<b>2-0 (H: 1-0; N: 1-0)</b>
Maine.....	2-0
vs. Drake.....	W, 94-62
Vermont.....	1-0
at Loyola.....	W, 78-76

<b>Atlantic Sun</b> .....	<b>0-0 (N: 0-0)</b>
Liberty.....	0-0
vs. Bradley.....	D20

<b>Atlantic-10</b> .....	<b>3-1 (H: 1-0; A: 0-1; N: 2-0)</b>
George Mason.....	1-0
vs. Bradley.....	W, 61-59
Richmond.....	1-0
vs. Bradley.....	W, 61-57
Saint Louis.....	1-1
Illinois State.....	L, 61-56
at Indiana State.....	D30
at Southern Illinois.....	W, 61-53

<b>Big 12</b> .....	<b>2-1 (H: 1-0; A: 1-1)</b>
Iowa State.....	1-0
at Drake.....	W, 86-81
UNI.....	D22
Kansas.....	0-1
Indiana State.....	L, 84-72
Oklahoma.....	1-0
Drake.....	D17
Missouri State.....	W, 96-90

<b>Big East</b> .....	<b>1-2 (H: 1-0; A: 0-2)</b>
Creighton.....	1-1
at Drake.....	W, 63-53
UNI.....	L, 57-54
DePaul.....	0-0
at Loyola.....	D20
Marquette.....	0-1
Illinois State.....	L, 58-41

<b>Big Ten</b> .....	<b>3-5 (H: 1-0; A: 2-2; N: 0-3)</b>
Illinois.....	1-0
Evansville.....	D15
Illinois State.....	W, 74-58
Iowa.....	1-0
Drake.....	D21
at UNI.....	W, 88-66
Michigan.....	0-1
Bradley.....	L, 77-57
Minnesota.....	1-0
Missouri State.....	W, 77-69
Northwestern.....	0-1
Valparaiso.....	L, 69-48
Ohio State.....	0-2
vs. UNI.....	L, 64-46
vs. Valparaiso.....	L, 89-38
Purdue.....	0-1
vs. Drake.....	L, 67-47

<b>Big Sky</b> .....	<b>0-0 (N: 0-0)</b>
Eastern Washington.....	0-0
vs. Bradley.....	D21

<b>Big West</b> .....	<b>0-1 (N: 0-1)</b>
Cal State Northridge.....	0-1
vs. Indiana State.....	L, 67-59

<b>Conference USA</b> .....	<b>1-1 (H: 1-1)</b>
Marshall.....	1-1
at Evansville.....	W, 66-62 (OT)
at Indiana State.....	L, 72-60

<b>Horizon</b> .....	<b>4-1 (H: 0-0; A: 4-1)</b>
Detroit Mercy.....	2-0
Loyola.....	W, 89-60
Valparaiso.....	W, 77-58
IUPUI.....	0-1
at UNI.....	D15
Southern Illinois.....	L, 81-78
UIC.....	1-0
Indiana State.....	W, 61-40
at Valparaiso.....	D15
Northern Kentucky.....	0-0
at Indiana State.....	D16
Oakland.....	1-0
Bradley.....	W, 74-58

<b>Ivy League</b> .....	<b>1-0 (H: 1-0)</b>
Dartmouth.....	1-0
at Loyola.....	W, 61-40

<b>Mid-American</b> .....	<b>5-0 (H: 3-0; A: 2-0)</b>
Bowling Green.....	1-0
at Loyola.....	D16
at Valparaiso.....	W, 95-90 (OT)
Eastern Michigan.....	1-0
Southern Illinois.....	W, 85-54
Northern Illinois.....	1-0
Drake.....	D29
at Illinois State.....	W, 69-66
Miami (OH).....	1-0
at Bradley.....	W, 79-68
Evansville.....	D22
Toledo.....	1-0
Valparaiso.....	W, 61-54
Western Michigan.....	0-0
at Loyola.....	D30

<b>Mountain West</b> .....	<b>1-0 (A: 1-0)</b>
Boise State.....	1-0
Missouri State.....	W, 72-69

<b>Ohio Valley</b> .....	<b>7-7 (H: 3-2; A: 4-5)</b>
Austin Peay.....	0-1
Evansville.....	L, 80-64
Illinois State.....	D29
Eastern Illinois.....	2-1
at Evansville.....	L, 90-44
Indiana State.....	W, 59-57
Loyola.....	W, 67-51
Valparaiso.....	D30
Morehead State.....	0-0
at Valparaiso.....	D17
Murray State.....	0-2
at Evansville.....	L, 61-59
Indiana State.....	L, 70-62
at Southern Illinois.....	D15
SEMO.....	0-2
Evansville.....	L, 83-60
at Indiana State.....	D21
Southern Illinois.....	L, 79-65
SIUE.....	2-1
Evansville.....	L, 85-74
at Illinois State.....	D16
Loyola.....	W, 63-50
Southern Illinois.....	W, 103-67
UT-Martin.....	2-0
at Illinois State.....	W, 70-47
at Southern Illinois.....	W, 70-59
Tennessee Tech.....	1-0
at Southern Illinois.....	W, 76-65

<b>PAC-12</b> .....	<b>0-2 (A: 0-2)</b>
Colorado.....	0-1
Indiana State.....	L, 59-46
Oregon State.....	0-1
Missouri State.....	L, 80-69

<b>SEC</b> .....	<b>2-1 (H: 0-0; A: 1-0; N: 1-1)</b>
Alabama.....	0-1
vs. UNI.....	L, 87-77
Auburn.....	1-0
vs. Drake.....	W, 83-82
Missouri.....	1-0
at Missouri State.....	D15
UNI.....	W, 78-73

<b>Southland</b> .....	<b>1-0 (H: 1-0)</b>
Texas A&M-CC.....	1-0
at Missouri State.....	W, 79-51

<b>Summit</b> .....	<b>8-3 (H: 4-0; A: 4-3; N: 0-0)</b>
North Dakota.....	1-1
Illinois State.....	W, 66-58
Valparaiso.....	L, 65-63
North Dakota State.....	3-0
at Bradley.....	W, 70-64
at UNI.....	W, 95-63
Valparaiso.....	W, 66-54
Omaha.....	0-0
UNI.....	D10
Purdue Fort Wayne.....	0-0
Evansville.....	D13

South Dakota.....	1-1
Drake.....	L, 102-94 (OT)
Missouri State.....	W, 74-66
South Dakota State.....	1-0
at Drake.....	W, 74-67
Western Illinois.....	3-1
Bradley.....	W, 84-49
at Drake.....	W, 94-75
at Illinois State.....	W, 78-65
Indiana State.....	L, 83-72
vs. Southern Illinois.....	D19

<b>SWAC</b> .....	<b>0-0 (H: 0-0)</b>
Jackson State.....	0-0
at Bradley.....	D10
at Illinois State.....	D19

<b>West Coast</b> .....	<b>2-1 (H: 1-0; A: 1-1)</b>
Gonzaga.....	0-0
Missouri State.....	D20
Pacific.....	0-1
Indiana State.....	L, 83-66
Portland.....	1-0
Loyola.....	W, 78-64 (OT)
Santa Clara.....	1-0
at Missouri State.....	W, 71-64

<b>WAC</b> .....	<b>3-0 (H: 1-0; A: 2-0)</b>
Chicago State.....	1-0
at Evansville.....	D18
Loyola.....	W, 98-53
at Valparaiso.....	D28
UMKC.....	2-0
Loyola.....	W, 72-67 (OT)
at Missouri State.....	W, 83-58

<b>Non-Division I</b> .....	<b>5-0 (H: 5-0)</b>
Brescia (Ky.).....	1-0
at Evansville.....	W, 77-61
Eureka.....	1-0
at Bradley.....	W, 101-39
Northwest Missouri State.....	1-0
at UNI.....	W, 78-53
Truman State.....	1-0
at Illinois State.....	W, 87-60
Waldorf.....	1-0
at Drake.....	W, 103-18

<b>AP Top-25</b> .....	<b>1-2 (H: 0-0; A: 1-2)</b>
#7 Oregon State.....	0-1
Missouri State.....	L, 80-69
#23 Minnesota.....	1-0
Missouri State.....	W, 77-69
#25 Michigan.....	0-1
Bradley.....	L, 77-57

<b>2019 NCAA Teams</b> .....	<b>5-4 (H: 3-0; A: 2-4)</b>
DePaul.....	0-0
at Loyola.....	D20
Gonzaga.....	0-0
Missouri State.....	D20
Iowa.....	1-0
Drake.....	D21
at UNI.....	W, 88-66
Iowa State.....	1-0
at Drake.....	W, 86-81
UNI.....	D22
Marquette.....	0-1
Illinois State.....	L, 58-41
Michigan.....	0-1
Bradley.....	L, 77-57
Missouri.....	1-0
at Missouri State.....	D15
UNI.....	W, 78-73
Oregon State.....	0-1
Missouri State.....	L, 80-69
South Dakota.....	1-1
Drake.....	L, 102-94 (OT)
Missouri State.....	W, 74-66
South Dakota State.....	1-0
at Drake.....	W, 74-67

<b>114</b> NON-CONFERENCE OPPONENTS	<b>49</b> ROAD	<b>50</b> HOME	<b>15</b> NEUTRAL
<b>13</b> GAMES AGAINST TOURNAMENT TEAMS	<b>8</b> GAMES AGAINST TEAMS FINISHING IN TOP 25	<b>7</b> TOURNAMENTS	
<b>18</b> GAMES AGAINST POWER 5 OPPONENTS	<b>10</b> BIG	<b>4</b> XII	<b>3</b> SEC <b>1</b> I

## BRADLEY (7-1)

### Field Trip Day

Tuesday's home contest against Jackson State will be Bradley's annual Field Trip Day presented by Prairie Farms. For the eighth consecutive year area school children (approximately 2,900) will be in attendance with each student receiving a workbook which has puzzles, games and word problems that focus on leading a healthy lifestyle, nutrition, character building and dealing with bullying. The seven previous Field Trip day crowds all rank in the top nine highest attended games in the nine-plus year history of Renaissance Coliseum. Overall, Bradley has had eight Field Trip games and averaged 2,004 fans per game for the event. Tuesday's attendance will likely break the largest stand-alone crowd in school history of 3,128 on hand for the Jan. 6, 2002 game vs. Illinois State at Robertson Memorial Field House. The two largest crowds in program history are both doubleheaders with the men's team - 6,797 for a game against Stony Brook at Carver Arena on Nov. 15, 2013 and 3,750 for a game against Eastern Illinois on Dec. 4, 2013 at Renaissance Coliseum.



### Finals Break

Tuesday's game against Jackson State will be Bradley's final contest before semester finals. The Braves are 21-11 in the last game before the finals break since 1987-88. During that stretch, the Braves have posted a 12-5 record in the last game before finals at home.

### 7-1 Starts

Bradley is now 7-1 on the season after topping North Dakota State 70-64 Thursday for the team's sixth consecutive win. The Braves are 7-1 or better to start a season for just the fourth time in school history. Two of the last three starts of 7-1 or better have resulted in at least 19-win seasons, including last year's 20-10 campaign which featured a 9-0 start to the year. Bradley is seeking just the third start in program history of 8-1 or better.

Date	Opponent	Location	TV	Time
N8	at Oakland	W, 74-58		1-0
N10	at #25 Michigan	L, 77-57		1-1
N16	Eureka	W, 101-39		2-1
N20	at Western Illinois	W, 84-49		3-1
N23	Miami (OH)	W, 79-68		4-1
<b>Coastal Carolina Tournament</b>				
N29	vs. George Mason	W, 61-59		5-1
D1	vs. Richmond	W, 61-57		6-1
D5	North Dakota St.	W, 70-64		7-1
D10	Jackson State	Peoria, Ill.	(ESPN+)	12 PM
<b>UMKC Tournament</b>				
D20	vs. Liberty	Kansas City, Mo.		1 PM
D21	vs. Eastern Washington	Kansas City, Mo.		11 AM
J3	*Evansville	Peoria, Ill.	(ESPN3)	7 PM
J5	*Indiana State	Peoria, Ill.	(ESPN+)	2 PM
J10	*Illinois State	Peoria, Ill.	(ESPN3)	7 PM
J17	*at Loyola	Chicago, Ill.	(ESPN+)	3 PM
J19	*at Valparaiso	Valparaiso, Ind.	(ESPN+)	1 PM
J24	*UNI	Peoria, Ill.	(ESPN+)	7 PM
J26	*Drake	Peoria, Ill.	(ESPN3)	2 PM
J31	*at Missouri State	Springfield, Mo.	(ESPN+)	7 PM
F2	*at So. Illinois	Carbondale, Ill.	(ESPN+)	2 PM
F7	*at Illinois State	Normal, Ill.	(ESPN+)	7 PM
F14	*Valparaiso	Peoria, Ill.	(ESPN+)	7 PM
F16	*Loyola	Peoria, Ill.	(ESPN3)	2 PM
F20	*at Drake	Des Moines, Iowa	(ESPN+)	6 PM
F22	*at UNI	Cedar Falls, Iowa	(ESPN3)	2 PM
F27	*So. Illinois	Peoria, Ill.	(ESPN+)	7 PM
M1	*Missouri State	Peoria, Ill.	(ESPN+)	2 PM
M5	*at Indiana State	Terre Haute, Ind.	(ESPN+)	6 PM
M7	*at Evansville	Evansville, Ind.	(ESPN+)	1 PM
<b>MVC Tournament</b>				
M12-15		Moline, Ill.	ESPN+	

\*MVC Games; Times are CST (unless noted) and subject to change

## DRAKE (7-2)

### Pack the Knapp

Playing in front of a program-record and sellout crowd of 7,081 fans, Drake defeated Waldorf, 103-18, Thursday in the program's seventh annual "Pack the Knapp Game" hosted by The Robert D. and Billie Ray Center at Drake University. Close to 6,500 elementary and middle school students and their chaperones and teachers from across the entire state of Iowa along with season ticket holders packed the Knapp Center stands in the Bulldogs' lone game last week. It was a fun-filled school trip of Bulldogs' basketball, character development and educational activities for the students.



### Defensive Lockdown

On the basketball court, Drake limited Waldorf to 18 points, including just three after halftime. The 18 points are the fewest scored by an opponent in school history. The Bulldogs held the Warriors scoreless in the third quarter, which is the first time-ever for a Drake foe since women's basketball went to quarters for the 2015-16 season.

### Study Break

Drake, which played its only home game this month against Waldorf, will have this week off from competition as the Bulldogs take final exams. Drake will return to the court Dec. 17 at Oklahoma. The Bulldogs will then play at Iowa on Dec. 21 and at Northern Illinois Dec. 29 in their final non-conference games.

Date	Opponent	Location	TV	Time
N8	S. Dakota State	W, 74-67		1-0
N10	Iowa State	W, 86-81		2-0
N13	at South Dakota	L, 102-94 (OT)		2-1
N16	Creighton	W, 63-53		3-1
N24	Western Illinois	W, 94-75		4-1
<b>Gulf Coast Showcase</b>				
N29	vs. Purdue	L, 67-47		4-2
N30	vs. Maine	W, 94-62		5-2
D1	vs. Auburn	W, 83-82		6-2
D5	Waldorf	W, 103-18		7-2
D17	at Oklahoma	Norman, Okla.		7 PM
D21	at Iowa	Iowa City, Iowa		6 PM
D29	at Northern Illinois	DeKalb, Ill.		2 PM
J3	*UNI	Des Moines, Iowa	(ESPN+)	6 PM
J10	*at Missouri State	Springfield, Mo.	(ESPN+)	7 PM
J12	*at So. Illinois	Carbondale, Ill.	(ESPN+)	2 PM
J17	*Indiana State	Des Moines, Iowa	(ESPN+)	6 PM
J19	*Evansville	Des Moines, Iowa	(ESPN+)	2 PM
J24	*at Illinois State	Normal, Ill.	(ESPN3)	7 PM
J26	*at Bradley	Peoria, Ill.	(ESPN3)	2 PM
J31	*Valparaiso	Des Moines, Iowa	(ESPN+)	6 PM
F2	*Loyola	Des Moines, Iowa	(ESPN3)	2 PM
F7	*So. Illinois	Des Moines, Iowa	(ESPN+)	6 PM
F9	*Missouri State	Des Moines, Iowa	(ESPN+)	2 PM
F13	*at Evansville	Evansville, Ind.	(ESPN3)	6 PM
F15	*at Indiana State	Terre Haute, Ind.	(ESPN3)	1 PM
F20	*Bradley	Des Moines, Iowa	(ESPN+)	6 PM
F22	*Illinois State	Des Moines, Iowa	(ESPN3)	2 PM
F28	*at Loyola	Chicago, Ill.	(ESPN+)	7 PM
M1	*at Valparaiso	Valparaiso, Ind.	(ESPN+)	1 PM
M6	*at UNI	Cedar Falls, Iowa	(ESPN+)	6:30 PM
<b>MVC Tournament</b>				
M12-15		Moline, Ill.	ESPN+	

\*MVC Games; Times are CST (unless noted) and subject to change

## EVANSVILLE (2-5)

### Assisting Shooters

Through seven games, the Aces have shown an ability to move the basketball and pass to shot-makers. Evansville sits 21st in the nation in assisted shot rate, assisting on 66.4% of the Aces' makes.



### Defending the Rim

The Aces have been one of the best team in the nation this season in defending the rim. Evansville is averaging 4.4 blocks per game as a team, the 46th-best rate in the nation. Of UE's opponent's two-point field-goal attempts, the Aces have blocked 11.2% of them, 49th-best in the nation.

### Winning the Jump Ball

In seven games this season, the Aces have won the jump ball four times, already matching their total from last season. In the four games Evansville has won the jump, UE is 2-2.

Date	Opponent	Location	TV	Time
N5	Brescia (Ky.)	W, 77-61		1-0
N10	at SEMO	L, 83-60		1-1
N13	at SIUE	L, 85-74		1-2
N19	Eastern Illinois	L, 90-44		1-3
N21	at Austin Peay	L, 80-64		1-4
N24	Marshall	W, 66-62 (OT)		2-4

D3	Murray State	L, 61-59		2-5
----	--------------	----------	--	-----

D13	at Purdue Ft. Wayne	Ft. Wayne, Ind.		6 PM
D15	at Illinois	Champaign, Ill.		2 PM

D18	Chicago State	Evansville, Ind.	(ESPN3)	6 PM
D22	at Miami (OH)	Oxford, Ohio		1 PM

J3	*at Bradley	Peoria, Ill.	(ESPN3)	7 PM
J5	*at Illinois State	Normal, Ill.	(ESPN+)	2 PM
J10	*Loyola	Evansville, Ind.	(ESPN+)	6 PM
J12	*Valparaiso	Evansville, Ind.	(ESPN+)	1 PM
J17	*at UNI	Cedar Falls, Iowa	(ESPN+)	6:30 PM
J19	*at Drake	Des Moines, Iowa	(ESPN+)	2 PM
J24	*So. Illinois	Evansville, Ind.	(ESPN3)	6 PM
J26	*Missouri State	Evansville, Ind.	(ESPN+)	1 PM
J31	*at Indiana State	Terre Haute, Ind.	(ESPN3)	6 PM

F6	*at Valparaiso	Valparaiso, Ind.	(ESPN+)	6 PM
F8	*at Loyola	Chicago, Ill.	(ESPN3)	2 PM
F13	*Drake	Evansville, Ind.	(ESPN3)	6 PM
F15	*UNI	Evansville, Ind.	(ESPN3)	1 PM
F21	*at Missouri State	Springfield, Mo.	(ESPN+)	7 PM
F23	*at So. Illinois	Carbondale, Ill.	(ESPN+)	2 PM
F28	*Indiana State	Evansville, Ind.	(ESPN+)	6 PM

M5	*Illinois State	Evansville, Ind.	(ESPN+)	6 PM
M7	*Bradley	Evansville, Ind.	(ESPN+)	1 PM

#### MVC Tournament

M12-15	Moline, Ill.	ESPN+
--------	--------------	-------

\*MVC Games; Times are CST (unless noted) and subject to change

## ILLINOIS STATE (6-2)

### Dynamic Duo

Through eight games, seniors TeTe Maggett and Lexi Wallen are averaging the most points per game of any other duo in the Valley. Maggett (17.3 ppg) and Wallen (16.0 ppg) combine to average 33.3 per game and account for 49.2% of Illinois State's total points on the season.



### Maggett Magic

TeTe Maggett exploded for a career-high 33 points in Wednesday, Dec. 4's victory at home over Western Illinois. The 33 points is the most scored in a single game by any player in the Valley this season. Maggett shot 12-of-21 (.571) from the field, including 2-of-3 from behind the arc and 7-of-8 from the charity stripe.

### Education Day Craze

By popular demand, Illinois State will host SIUE and Jackson State for two Education Days next week on Monday and Thursday. Both games will tip-off at 11 a.m. with local elementary schools invited to fill Redbird Arena. Last year's inaugural Education Day saw the 'Birds defeat Saint Louis at home in front of a crowd of 3,500 students.

Date	Opponent	Location	TV	Time
N5	Truman State	W, 87-60		1-0
N10	at Marquette	L, 58-41		1-1
N16	at Illinois	W, 74-58		2-1
N20	Northern Illinois	W, 69-66		3-1
N24	at North Dakota	W, 66-58		4-1
N30	UT-Martin	W, 70-47		5-1

D4	Western Illinois	W, 78-65		6-1
D8	at Saint Louis	L, 61-56		6-2

D16	SIUE	Normal, Ill.	(ESPN+)	11 AM
-----	------	--------------	---------	-------

D19	Jackson State	Normal, Ill.	(ESPN3)	11 AM
D29	at Austin Peay	Clarksville, Tenn.		2 PM

J3	*Indiana State	Normal, Ill.	(ESPN+)	6 PM
J5	*Evansville	Normal, Ill.	(ESPN+)	2 PM
J10	*at Bradley	Peoria, Ill.	(ESPN3)	7 PM
J17	*at Valparaiso	Valparaiso, Ind.	(ESPN+)	6 PM
J19	*at Loyola	Chicago, Ill.	(ESPN+)	1 PM
J24	*Drake	Normal, Ill.	(ESPN3)	7 PM
J26	*UNI	Normal, Ill.	(ESPN+)	2 PM
J31	*at So. Illinois	Carbondale, Ill.	(ESPN3)	6 PM

F2	*at Missouri State	Springfield, Mo.	(ESPN+)	2 PM
F7	*Bradley	Normal, Ill.	(ESPN+)	7 PM
F14	*Loyola	Normal, Ill.	(ESPN+)	7 PM
F16	*Valparaiso	Normal, Ill.	(ESPN+)	2 PM
F20	*at UNI	Cedar Falls, Iowa	(ESPN+)	6:30 PM
F22	*at Drake	Des Moines, Iowa	(ESPN3)	2 PM
F27	*Missouri State	Normal, Ill.	(ESPN+)	7:30 PM

M1	*So. Illinois	Normal, Ill.	(ESPN+)	2 PM
M5	*at Evansville	Evansville, Ind.	(ESPN+)	6 PM
M7	*at Indiana State	Terre Haute, Ind.	(ESPN+)	1 PM

#### MVC Tournament

M12-15	Moline, Ill.	ESPN+
--------	--------------	-------

\*MVC Games; Times are CST (unless noted) and subject to change



## INDIANA STATE (2-7)

### Power in the Post

Jamyra McChristine has been a consistent offensive presence in the post for the Sycamores during the 2019-20 season, averaging 9.1 points and 6.1 rebounds per-game. Against a tough Murray State squad on Saturday, the junior recorded her second double-double of the year, pouring in 15 points and pulling down a career-high 14 rebounds to lead the Trees.



### It Starts with Defense

The Sycamores have established themselves as one of the better defensive teams in the Valley early in the season, recording 84 steals through nine games for an average of 9.33 steals-per-game, third-best in the MVC. Freshmen Del'Janae Williams and Sommer Pitzer own the second and sixth most steals-per-game in the league with averages of 2.3 and 1.8, respectively.

### Defending the Triple

Indiana State has faced no shortage of strong three-point shooting teams in their first nine games of the season, but has excelled in shutting down the three-point arc. ISU has held opponents to 45/169 from behind the line, just an average of 26.6% per-game which is second in the Valley and 57 nationally.

Date	Opponent	Location	TV	Time
N7	at Kansas	L, 84-72		0-1
N10	at Eastern Illinois	W, 59-57		1-1
N14	at Western Illinois	L, 83-72		1-2
N19	at UIC	W, 61-40		2-2
N26	at Colorado	L, 59-46		2-3

#### Pacific Tournament

N29	at Pacific	L, 83-66		2-4
N30	vs. CSUN	L, 67-59		2-5
D3	Marshall	L, 72-60		2-6
D7	at Murray State	L, 70-62		2-7

D16	Northern Kentucky	Terre Haute, Ind.	(ESPN3)	6 PM
-----	-------------------	-------------------	---------	------

D21	SEMO	Terre Haute, Ind.	(ESPN+)	1 PM
D30	Saint Louis	Terre Haute, Ind.	(ESPN3)	4 PM

J3	*at Illinois State	Normal, Ill.	(ESPN+)	7 PM
J5	*at Bradley	Peoria, Ill.	(ESPN+)	2 PM
J10	*Valparaiso	Terre Haute, Ind.	(ESPN+)	4 PM
J12	*Loyola	Terre Haute, Ind.	(ESPN+)	1 PM
J17	*at Drake	Des Moines, Iowa	(ESPN+)	6 PM
J19	*at UNI	Cedar Falls, Iowa	(ESPN+)	2 PM
J24	*Missouri State	Terre Haute, Ind.	(ESPN3)	6 PM
J26	*So. Illinois	Terre Haute, Ind.	(ESPN+)	1 PM
J31	*Evansville	Terre Haute, Ind.	(ESPN3)	6 PM

F6	*at Loyola	Chicago, Ill.	(ESPN3)	7 PM
F8	*at Valparaiso	Valparaiso, Ind.	(ESPN3)	1 PM
F13	*UNI	Terre Haute, Ind.	(ESPN+)	6 PM
F15	*Drake	Terre Haute, Ind.	(ESPN3)	1 PM
F21	*at So. Illinois	Carbondale, Ill.	(ESPN+)	6 PM
F23	*at Missouri State	Springfield, Mo.	(ESPN+)	2 PM
F28	*at Evansville	Evansville, Ind.	(ESPN+)	6 PM

M5	*Bradley	Terre Haute, Ind.	(ESPN+)	6 PM
M7	*Illinois State	Terre Haute, Ind.	(ESPN+)	1 PM

#### MVC Tournament

M12-15	Moline, Ill.	ESPN+
--------	--------------	-------

\*MVC Games; Times are CST (unless noted) and subject to change

## LOYOLA (8-0)

### Eight Is Great

Loyola swept a pair of games this past week, defeating Dartmouth in Rogers Park, 61-40, on Wednesday, before downing SIUE by a final count of 63-50 on Sunday in Edwardsville, Ill. to finish with a perfect 6-0 non-conference road record. The two victories moved the Ramblers to 8-0, keeping the Maroon & Gold as just one of 15 unbeaten teams in Division I. Loyola's eight straight wins are its most since going on a 10-game tear during the 1988-89 season.



### Sharing is Caring

In Sunday's clash with the Cougars, Loyola recorded assists on 21 of its 25 made baskets, marking its third game this season with at least 20 helpers. The Ramblers currently rank 15th nationally in assists per game (18.8) and sit eighth in the country in assist to turnover ratio (1.46). On the individual front, Tiara Wallace is handing out an even 4.0 assists per game, a mark which ties her for fourth overall in the MVC.

### Home for the Holidays

After playing six of its first eight games on the road, Loyola opens up a season-long five-game homestand that will keep it home through early January on Monday when it hosts Bowling Green for "Field Trip Day with the Ramblers", with over 3,000 local schoolchildren expected to be in attendance. A visit from perennial BIG EAST power DePaul looms on the following Friday. This will mark Loyola's longest homestand since a five-game stretch during the 2000-01 season.

Date	Opponent	Location	TV	Time
N5	at Detroit Mercy	W, 89-60		1-0
N8	Vermont	W, 78-76		2-0
N13	at Eastern Illinois	W, 67-51		3-0
N19	at Chicago State	W, 98-53		4-0
N22	at Kansas City	W, 72-67 (2OT)		5-0

D1	at Portland	W, 78-64 (OT)		6-0
D4	Dartmouth	W, 61-40		7-0
D8	at SIUE	W, 63-50		8-0

D16	Bowling Green	Chicago, Ill.	(ESPN+)	11 AM
-----	---------------	---------------	---------	-------

D20	DePaul	Chicago, Ill.	(ESPN3)	7 PM
D30	Western Michigan	Chicago, Ill.	(ESPN+)	7 PM

J3	*Missouri State	Chicago, Ill.	(ESPN+)	3 PM
J5	*So. Illinois	Chicago, Ill.	(ESPN3)	1 PM
J10	*at Evansville	Evansville, Ind.	(ESPN+)	6 PM
J12	*at Indiana State	Terre Haute, Ind.	(ESPN+)	1 PM
J17	*Bradley	Chicago, Ill.	(ESPN+)	3 PM
J19	*Illinois State	Chicago, Ill.	(ESPN+)	1 PM
J24	*at Valparaiso	Valparaiso, Ind.	(ESPN3)	6 PM
J31	*at UNI	Cedar Falls, Iowa	(ESPN3)	6:30 PM

F2	*at Drake	Des Moines, Iowa	(ESPN3)	2 PM
F6	*Indiana State	Chicago, Ill.	(ESPN3)	7 PM
F8	*Evansville	Chicago, Ill.	(ESPN3)	2 PM
F14	*at Illinois State	Normal, Ill.	(ESPN+)	7 PM
F16	*at Bradley	Peoria, Ill.	(ESPN3)	2 PM
F22	*Valparaiso	Chicago, Ill.	(ESPN3)	2 PM
F28	*Drake	Chicago, Ill.	(ESPN+)	7 PM

M1	*UNI	Chicago, Ill.	(ESPN+)	1 PM
M5	*at So. Illinois	Carbondale, Ill.	(ESPN3)	6 PM
M7	*at Missouri State	Springfield, Mo.	(ESPN+)	2 PM

#### MVC Tournament

M12-15	Moline, Ill.	ESPN+
--------	--------------	-------

\*MVC Games; Times are CST (unless noted) and subject to change



### #18/20 MISSOURI STATE (8-1)

#### Consistent Offense

The Lady Bears continue to produce at the offensive end of the floor and have now scored at least 68 points while shooting 40 percent or better overall and above 70 percent at the foul line in all nine games this season. It's MSU's longest streak of scoring 68 or more points since doing so in 16 consecutive games from Dec. 8, 2009-Feb. 24, 2010; the best streak of 40 percent shooting since 16 games from Jan. 6-March 5, 2005; and the top such free throw streak since 12 games from Dec. 19, 2010-Feb. 4, 2011.



#### Historic Start

Missouri State is now 8-1 overall and 4-0 at home, the best start in both categories since the 2003-04 season. That team set a high bar, beginning the season 20-1 and going a perfect 17-0 at home on the way to a 28-4 finish.

#### Non-Conference W's

With their eighth win of the season against Wichita State, the Lady Bears are now tied with six other MSU clubs (1992, 1998, 1999, 2004, 2010 and 2013) for the most wins in school history prior to Missouri Valley Conference play. Missouri State still has three games before league play begins on Jan. 3.

Date	Opponent	Location	TV	Time
N5	at #23 Minnesota	W, 77-69		1-0
<b>Preseason WNIT</b>				
N8	Texas A&M-CC	W, 79-51		2-0
N10	at Boise State	W, 72-69		3-0
N14	at Oklahoma	W, 96-90		4-0
N17	at #7 Oregon State	L, 80-69		4-1
N22	Santa Clara	W, 71-64		5-1
N25	at South Dakota	W, 74-66		6-1
D1	Kansas City	W, 83-58		7-1
D4	Wichita State	W, 68-55		8-1

D15	Missouri	Springfield, Mo.	(ESPN+)	3 PM
-----	----------	------------------	---------	------

D20	at Gonzaga	Spokane, Wash.		TBA
D31	William Jewel	Springfield, Mo.	(ESPN3)	1 PM

J3	*at Loyola	Chicago, Ill.	(ESPN+)	3 PM
J5	*at Valparaiso	Valparaiso, Ind..	(ESPN3)	1 PM
J10	*Drake	Springfield, Mo.	(ESPN+)	7 PM
J12	*UNI	Springfield, Mo.	(ESPN3)	2 PM
J17	*at So. Illinois	Carbondale, Ill.	(ESPN+)	6 PM
J24	*at Indiana State	Terre Haute, Ind.	(ESPN3)	6 PM
J26	*at Evansville	Evansville, Ind.	(ESPN+)	1 PM
J31	*Bradley	Springfield, Mo.	(ESPN+)	7 PM

F2	*Illinois State	Springfield, Mo.	(ESPN+)	2 PM
F7	*at UNI	Cedar Falls, Iowa	(ESPN3)	6:30 PM
F9	*at Drake	Des Moines, Iowa	(ESPN+)	2 PM
F15	*So. Illinois	Springfield, Mo.	(ESPN3)	3 PM
F21	*Evansville	Springfield, Mo.	(ESPN+)	7 PM
F23	*Indiana State	Springfield, Mo.	(ESPN+)	2 PM
F27	*at Illinois State	Normal, Ill.	(ESPN+)	7:30 PM

M1	*at Bradley	Peoria, Ill.	(ESPN+)	2 PM
M5	*Valparaiso	Springfield, Mo.	(ESPN+)	7 PM
M7	*Loyola	Springfield, Mo.	(ESPN+)	2 PM

#### MVC Tournament

M12-15	Moline, Ill.	ESPN+
--------	--------------	-------

\*MVC Games; Times are CST (unless noted) and subject to change

### UNI (5-3)

#### Free Throw Accuracy

The Panthers are ranked 15th in the country for free throw percentage at 78.6 percent. Megah Maahs is currently 12th in the nation at for free throw percentage at 92.3 percent. Four Panthers are shooting 80 percent or better from the line this season.



#### Road Warriors

The Panthers are three games into a stretch that sees UNI away from home eight out of nine games. The only home game during the stretch is on Dec. 15 against IUPUI. It is the only home game between Nov. 24 and Jan. 17.

Date	Opponent	Location	TV	Time
N6	N. Dakota State	W, 95-63		1-0
N9	at Wichita State	W, 61-50		2-0
N13	at Missouri	W, 78-73		3-0
N17	Iowa	W, 88-66		4-0
N24	NW Missouri St.	W, 78-53		5-0

#### South Point Shootout

N29	vs. Alabama	L, 87-77		5-1
N30	vs. Ohio State	L, 64-46		5-2
D8	at Creighton	L, 57-54		5-3

D10	at Omaha	Omaha, Neb.		7 PM
D15	IUPUI	Cedar Falls, Iowa	(ESPN3)	2 PM

D22	at Iowa State	Ames, Iowa		5 PM
-----	---------------	------------	--	------

J3	*at Drake	Des Moines, Iowa	(ESPN+)	6 PM
J10	*at So. Illinois	Carbondale, Ill.	(ESPN3)	6 PM
J12	*at Missouri State	Springfield, Mo.	(ESPN3)	2 PM
J17	*Evansville	Cedar Falls, Iowa	(ESPN+)	6:30 PM
J19	*Indiana State	Cedar Falls, Iowa	(ESPN+)	2 PM
J24	*at Bradley	Peoria, Ill.	(ESPN+)	7 PM
J26	*at Illinois State	Normal, Ill.	(ESPN+)	2 PM
J31	*Loyola	Cedar Falls, Iowa	(ESPN3)	6:30 PM

F2	*Valparaiso	Cedar Falls, Iowa	(ESPN+)	2 PM
F7	*Missouri State	Cedar Falls, Iowa	(ESPN3)	6:30 PM
F9	*So. Illinois	Cedar Falls, Iowa	(ESPN+)	2 PM
F13	*at Indiana State	Terre Haute, Ind.	(ESPN+)	6 PM
F15	*at Evansville	Evansville, Ind.	(ESPN3)	1 PM
F20	*Illinois State	Cedar Falls, Iowa	(ESPN+)	6:30 PM
F22	*Bradley	Cedar Falls, Iowa	(ESPN3)	2 PM
F28	*at Valparaiso	Valparaiso, Ind.	(ESPN+)	6 PM

M1	*at Loyola	Chicago, Ill.	(ESPN+)	1 PM
M6	*Drake	Cedar Falls, Iowa	(ESPN+)	6:30 PM

#### MVC Tournament

M12-15	Moline, Ill.	ESPN+
--------	--------------	-------

\*MVC Games; Times are CST (unless noted) and subject to change

## SOUTHERN ILLINOIS (5-3)

### 1,000 Point Watch

The Salukis have a pair of juniors, Makenzie Silvey and Abby Brockmeyer, who are quickly approaching the 1,000-point milestone. Silvey sits at 907 career points while Brockmeyer scored her 700th career point in the win over St. Louis and currently has 727 career points.



### Exclusive Club

Abby Brockmeyer grabbed four boards at SEMO and now has 512 for her career. The junior forward is just the 7th player in program history, and the first since Kylie Giebelhausen, to record 700 career points/500 rebounds/75 assists/75 blocks and 50 steals in a career.

### Volume Scoring

Makenzie Silvey has reached double figures in 18-straight games dating back to the end of last season. It's tied for the longest streak of double-digit scoring outputs since 2012, when Teri Oliver also reached double figures in 18-straight games. Silvey's streak is tied for the fourth-longest in the NCAA era in school history and if she scores 10-plus points against Murray State on Dec. 15, will be the longest streak by a Saluki since 1991. Saluki hall of famer Amy Rakers holds the school record for consecutive games in double figures, as she did so in 58-straight games from 1989-1991.

Date	Opponent	Location	TV	Time
N8	at SIUE	W, 103-67		1-0
N12	at IUPUI	L, 81-78		1-1
N16	Tennessee Tech	W, 76-65		2-1
N20	Memphis	L, 70-66		2-2
N23	at E. Michigan	W, 85-54		3-2
N27	Saint Louis	W, 61-53		4-2

D3	UT-Martin	W, 70-59		5-2
D7	at SEMO	L, 79-65		5-3

D15	Murray State	Carbondale, Ill.	(ESPN+)	2 PM
-----	--------------	------------------	---------	------

#### Compass Challenge

D19	vs. Western Illinois	DeKalb, Ill.		4:30 PM
D20	vs. Eastern Illinois	DeKalb, Ill.		TBA

J3	*at Valparaiso	Valparaiso, Ind.	(ESPN+)	6 PM
J5	*at Loyola	Chicago, Ill.	(ESPN3)	1 PM
J10	*UNI	Carbondale, Ill.	(ESPN3)	6 PM
J12	*Drake	Carbondale, Ill.	(ESPN+)	2 PM
J17	*Missouri State	Carbondale, Ill.	(ESPN+)	6 PM
J24	*at Evansville	Evansville, Ind.	(ESPN3)	6 PM
J26	*at Indiana State	Terre Haute, Ind.	(ESPN+)	1 PM
J31	*Illinois State	Carbondale, Ill.	(ESPN3)	6 PM

F2	*Bradley	Carbondale, Ill.	(ESPN+)	2 PM
F7	*at Drake	Des Moines, Iowa	(ESPN+)	6 PM
F9	*at UNI	Cedar Falls, Iowa	(ESPN+)	2 PM
F15	*at Missouri State	Springfield, Mo.	(ESPN3)	3 PM
F21	*Indiana State	Carbondale, Ill.	(ESPN+)	6 PM
F23	*Evansville	Carbondale, Ill.	(ESPN+)	2 PM
F27	*at Bradley	Peoria, Ill.	(ESPN+)	7 PM

M1	*at Illinois State	Normal, Ill.	(ESPN+)	2 PM
M5	*Loyola	Carbondale, Ill.	(ESPN+)	6 PM
M7	*Valparaiso	Carbondale, Ill.	(ESPN+)	2 PM

#### MVC Tournament

M12-15	Moline, Ill.	ESPN+
--------	--------------	-------

\*MVC Games; Times are CST (unless noted) and subject to change

## VALPARAISO (4-3)

### On A Roll

Last Thursday's win at Detroit was Valpo's third straight victory, Valpo's longest winning streak since winning four straight games Dec. 10-21, 2017. It is Valpo's first winning streak of at least three consecutive games against all Division I opponents since three straight wins over Ball State, Northern Illinois and Youngstown State, Dec. 29, 2012-Jan. 12, 2013.



### Happy Bus

Thursday's win marked Valpo's third true road win of the year in five true road games so far. The three road wins already have surpassed last year's total of two true road victories. In fact, this year's squad is now just one shy of matching the program's highest total of road wins in a season over the last decade, as the 2017-18 and 2011-12 teams won four road games apiece.

### Returning Home

The win over the Titans marked the end of a long stretch of games away from home for Valpo, which opened the season with six of its first seven games away from the ARC. Valpo will play its second home game of the year this Sunday, Dec. 15 - it's been a quarter century since the Crusaders have gone that deep into a season before a second home game, as in fact, the 1994-95 team didn't even contest its home opener until Dec. 20.

Date	Opponent	Location	TV	Time
N10	vs. Ohio State	L, 89-38		0-1
N15	at N. Dakota St.	W, 66-54		1-1
N17	at North Dakota	L, 65-63		1-2
N21	at Northwestern	L, 69-48		1-3
N24	Bowling Green	W, 95-90 (OT)		2-3
N27	at Toledo	W, 61-54		3-3

D5	at Detroit	W, 77-58		4-3
----	------------	----------	--	-----

D15	UIC	Valparaiso, Ind.	(ESPN3)	1 PM
-----	-----	------------------	---------	------

D17	Morehead State	Valparaiso, Ind.	(ESPN+)	6 PM
D28	Chicago State	Valparaiso, Ind.	(ESPN3)	1 PM
D30	at Eastern Illinois	Charleston, Ill.		6 PM

J3	*So. Illinois	Valparaiso, Ind.	(ESPN+)	6 PM
J5	*Missouri State	Valparaiso, Ind.	(ESPN3)	1 PM
J10	*at Indiana State	Terre Haute, Ind.	(ESPN+)	4 PM
J12	*at Evansville	Evansville, Ind.	(ESPN+)	1 PM
J17	*Illinois State	Valparaiso, Ind.	(ESPN+)	6 PM
J19	*Bradley	Valparaiso, Ind.	(ESPN+)	1 PM
J24	*Loyola	Valparaiso, Ind.	(ESPN3)	6 PM
J31	*at Drake	Des Moines, Iowa	(ESPN+)	6 PM

F2	*at UNI	Cedar Falls, Iowa	(ESPN+)	2 PM
F6	*Evansville	Valparaiso, Ind.	(ESPN+)	6 PM
F8	*Indiana State	Valparaiso, Ind.	(ESPN3)	1 PM
F14	*at Bradley	Peoria, Ill.	(ESPN+)	7 PM
F16	*at Illinois State	Normal, Ill.	(ESPN+)	2 PM
F22	*at Loyola	Chicago, Ill.	(ESPN3)	2 PM
F28	*UNI	Valparaiso, Ind.	(ESPN+)	6 PM

M1	*Drake	Valparaiso, Ind.	(ESPN+)	1 PM
M5	*at Missouri State	Springfield, Mo.	(ESPN+)	7 PM
M7	*at So. Illinois	Carbondale, Ill.	(ESPN+)	2 PM

#### MVC Tournament

M12-15	Moline, Ill.	ESPN+
--------	--------------	-------

\*MVC Games; Times are CST (unless noted) and subject to change



2019-20 Missouri Valley Conference  
CONFERENCE BASKETBALL STATISTICS  
Through games of Dec 10, 2019 (All games)



SCORING OFFENSE	G	W-L	Pts	Avg/G
1. Drake	9	7-2	738	82.0
2. Missouri State	9	8-1	689	76.6
3. Loyola Chicago	8	8-0	606	75.8
4. Southern Illinois	8	5-3	604	75.5
5. Bradley	8	7-1	587	73.4
6. Northern Iowa	8	5-3	577	72.1
7. Illinois State	8	6-2	541	67.6
8. Valparaiso	7	4-3	448	64.0
9. Evansville	7	2-5	444	63.4
10. Indiana State	9	2-7	557	61.9

SCORING DEFENSE	G	Pts	Avg/G
1. Loyola Chicago	8	461	57.6
2. Bradley	8	471	58.9
3. Illinois State	8	473	59.1
4. Northern Iowa	8	513	64.1
5. Southern Illinois	8	528	66.0
6. Missouri State	9	602	66.9
7. Drake	9	607	67.4
8. Indiana State	9	615	68.3
9. Valparaiso	7	479	68.4
10. Evansville	7	522	74.6

SCORING MARGIN	G	Offense	Defense	Margin
1. Loyola Chicago	8	75.8	57.6	+18.1
2. Drake	9	82.0	67.4	+14.6
3. Bradley	8	73.4	58.9	+14.5
4. Missouri State	9	76.6	66.9	+9.7
5. Southern Illinois	8	75.5	66.0	+9.5
6. Illinois State	8	67.6	59.1	+8.5
7. Northern Iowa	8	72.1	64.1	+8.0
8. Valparaiso	7	64.0	68.4	-4.4
9. Indiana State	9	61.9	68.3	-6.4
10. Evansville	7	63.4	74.6	-11.1

FREE THROW PCT	G	FTM	FTA	Pct.
1. Missouri State	9	135	170	.794
2. Northern Iowa	8	121	154	.786
3. Valparaiso	7	107	140	.764
4. Drake	9	111	147	.755
5. Illinois State	8	96	129	.744
6. Southern Illinois	8	104	142	.732
7. Bradley	8	114	156	.731
8. Loyola Chicago	8	100	142	.704
9. Evansville	7	80	118	.678
10. Indiana State	9	113	182	.621

FIELD GOAL PERCENTAGE	G	FGM	FGA	Pct.
1. Drake	9	276	575	.480
2. Southern Illinois	8	225	487	.462
3. Missouri State	9	247	538	.459
4. Illinois State	8	203	479	.424
5. Loyola Chicago	8	228	539	.423
6. Bradley	8	203	480	.423
7. Northern Iowa	8	192	457	.420
8. Evansville	7	157	408	.385
9. Valparaiso	7	143	375	.381
10. Indiana State	9	200	525	.381

FIELD GOAL PCT DEFENSE	G	FGM	FGA	Pct.
1. Bradley	8	178	535	.333
2. Loyola Chicago	8	172	473	.364
3. Illinois State	8	173	457	.379
4. Drake	9	220	555	.396
5. Indiana State	9	206	517	.398
6. Southern Illinois	8	190	475	.400
7. Valparaiso	7	168	419	.401
8. Northern Iowa	8	186	462	.403
9. Evansville	7	182	447	.407
10. Missouri State	9	223	542	.411

3-POINT FG PCT	G	3FGM	3FGA	Pct.
1. Missouri State	9	60	145	.414
2. Southern Illinois	8	50	134	.373
3. Northern Iowa	8	72	198	.364
4. Bradley	8	67	192	.349
5. Loyola Chicago	8	50	148	.338
6. Drake	9	75	226	.332
7. Valparaiso	7	55	190	.289
8. Indiana State	9	44	153	.288
9. Illinois State	8	39	140	.279
10. Evansville	7	50	185	.270

3-POINT FG PCT DEFENSE	G	3FGM	3FGA	Pct.
1. Bradley	8	46	184	.250
2. Indiana State	9	45	169	.266
3. Southern Illinois	8	27	100	.270
4. Valparaiso	7	44	162	.272
5. Loyola Chicago	8	52	170	.306
6. Illinois State	8	50	151	.331
7. Evansville	7	54	159	.340
8. Drake	9	82	238	.345
9. Northern Iowa	8	47	135	.348
10. Missouri State	9	73	180	.406

REBOUNDING OFFENSE	G	Rebounds	Avg/G
1. Bradley	8	379	47.4
2. Loyola Chicago	8	357	44.6
3. Illinois State	8	325	40.6
4. Indiana State	9	361	40.1
5. Missouri State	9	353	39.2
6. Drake	9	347	38.6
7. Southern Illinois	8	298	37.2
8. Northern Iowa	8	288	36.0
9. Evansville	7	251	35.9
10. Valparaiso	7	215	30.7

REBOUNDING DEFENSE	G	Rebounds	Avg/G
1. Drake	9	271	30.1
2. Missouri State	9	277	30.8
3. Illinois State	8	253	31.6
4. Northern Iowa	8	268	33.5
5. Loyola Chicago	8	270	33.8
6. Southern Illinois	8	288	36.0
Bradley	8	288	36.0
8. Indiana State	9	340	37.8
9. Valparaiso	7	284	40.6
10. Evansville	7	300	42.9



2019-20 Missouri Valley Conference  
CONFERENCE BASKETBALL STATISTICS  
Through games of Dec 10, 2019 (All games)



REBOUNDING MARGIN	G	Team	Avg.	Opp.	Avg.	Margin
1. Bradley	8	379	47.4	288	36.0	+11.4
2. Loyola Chicago	8	357	44.6	270	33.8	+10.9
3. Illinois State	8	325	40.6	253	31.6	+9.0
4. Missouri State	9	353	39.2	277	30.8	+8.4
5. Drake	9	347	38.6	271	30.1	+8.4
6. Northern Iowa	8	288	36.0	268	33.5	+2.5
7. Indiana State	9	361	40.1	340	37.8	+2.3
8. Southern Illinois	8	298	37.2	288	36.0	+1.2
9. Evansville	7	251	35.9	300	42.9	-7.0
10. Valparaiso	7	215	30.7	284	40.6	-9.9

ASSISTS	G	No.	Avg/G
1. Drake	9	202	22.4
2. Loyola Chicago	8	150	18.8
3. Missouri State	9	147	16.3
4. Bradley	8	122	15.3
5. Southern Illinois	8	117	14.6
6. Evansville	7	100	14.3
7. Illinois State	8	101	12.6
8. Northern Iowa	8	100	12.5
9. Valparaiso	7	78	11.1
10. Indiana State	9	93	10.3

TURNOVER MARGIN	G	Team	Avg.	Opp.	Avg.	Margin
1. Loyola Chicago	8	103	12.9	140	17.5	+4.6
2. Northern Iowa	8	117	14.6	129	16.1	+1.5
3. Drake	9	142	15.8	155	17.2	+1.4
4. Illinois State	8	127	15.9	134	16.8	+0.9
5. Valparaiso	7	121	17.3	126	18.0	+0.7
6. Southern Illinois	8	115	14.4	118	14.8	+0.4
7. Missouri State	9	153	17.0	151	16.8	-0.2
8. Evansville	7	159	22.7	141	20.1	-2.6
9. Indiana State	9	167	18.6	136	15.1	-3.4
10. Bradley	8	150	18.8	114	14.3	-4.5

OFFENSIVE REBOUNDS	G	No.	Avg/G
1. Loyola Chicago	8	118	14.8
2. Indiana State	9	126	14.0
3. Illinois State	8	104	13.0
4. Bradley	8	98	12.3
5. Southern Illinois	8	95	11.9
6. Drake	9	106	11.8
7. Missouri State	9	103	11.4
8. Evansville	7	77	11.0
9. Northern Iowa	8	85	10.6
10. Valparaiso	7	53	7.6

DEFENSIVE REB PCT.	G	D-Reb	Opp. OR	D-Reb%
1. Loyola Chicago	8	239	66	.784
2. Missouri State	9	250	78	.762
3. Bradley	8	281	90	.757
4. Illinois State	8	221	73	.752
5. Drake	9	241	87	.735
6. Northern Iowa	8	203	81	.715
7. Indiana State	9	235	115	.671
8. Southern Illinois	8	203	101	.668
9. Valparaiso	7	162	100	.618
10. Evansville	7	174	112	.608

BLOCKED SHOTS	G	No.	Avg/G
1. Evansville	7	31	4.4
2. Bradley	8	35	4.4
3. Missouri State	9	39	4.3
4. Drake	9	31	3.4
Indiana State	9	31	3.4
6. Valparaiso	7	24	3.4
7. Northern Iowa	8	26	3.3
Southern Illinois	8	26	3.3
9. Loyola Chicago	8	21	2.6
10. Illinois State	8	17	2.1

STEALS	G	No.	Avg/G
1. Drake	9	91	10.1
2. Evansville	7	69	9.9
3. Indiana State	9	84	9.3
4. Valparaiso	7	63	9.0
5. Missouri State	9	72	8.0
6. Illinois State	8	62	7.8
7. Bradley	8	58	7.3
8. Southern Illinois	8	54	6.8
9. Northern Iowa	8	53	6.6
10. Loyola Chicago	8	51	6.4

ASSIST/TURNOVER RATIO	G	Ast.	Avg.	T/O	Avg.	Ratio
1. Loyola Chicago	8	150	18.8	103	12.9	1.5
2. Drake	9	202	22.4	142	15.8	1.4
3. Southern Illinois	8	117	14.6	115	14.4	1.0
4. Missouri State	9	147	16.3	153	17.0	1.0
5. Northern Iowa	8	100	12.5	117	14.6	0.9
6. Bradley	8	122	15.3	150	18.8	0.8
7. Illinois State	8	101	12.6	127	15.9	0.8
8. Valparaiso	7	78	11.1	121	17.3	0.6
9. Evansville	7	100	14.3	159	22.7	0.6
10. Indiana State	9	93	10.3	167	18.6	0.6

DEFENSIVE REBOUNDS	G	No.	Avg/G
1. Bradley	8	281	35.1
2. Loyola Chicago	8	239	29.9
3. Missouri State	9	250	27.8
4. Illinois State	8	221	27.6
5. Drake	9	241	26.8
6. Indiana State	9	235	26.1
7. Northern Iowa	8	203	25.4
Southern Illinois	8	203	25.4
9. Evansville	7	174	24.9
10. Valparaiso	7	162	23.1

OFFENSIVE REB PCT.	G	O-Reb	Opp. DR	O-Reb%
1. Loyola Chicago	8	118	204	.366
2. Illinois State	8	104	180	.366
3. Drake	9	106	184	.366
4. Indiana State	9	126	225	.359
5. Missouri State	9	103	199	.341
6. Southern Illinois	8	95	187	.337
7. Bradley	8	98	198	.331
8. Northern Iowa	8	85	187	.313
9. Evansville	7	77	188	.291
10. Valparaiso	7	53	184	.224





2019-20 Missouri Valley Conference  
CONFERENCE BASKETBALL STATISTICS  
Through games of Dec 10, 2019 (All games)



3-POINT FG MADE	G	No.	Avg/G
1. Northern Iowa	8	72	9.0
2. Bradley	8	67	8.4
3. Drake	9	75	8.3
4. Valparaiso	7	55	7.9
5. Evansville	7	50	7.1
6. Missouri State	9	60	6.7
7. Southern Illinois	8	50	6.3
Loyola Chicago	8	50	6.3
9. Indiana State	9	44	4.9
10. Illinois State	8	39	4.9



2019-20 Missouri Valley Conference  
CONFERENCE BASKETBALL STATISTICS  
Through games of Dec 10, 2019 (All games)



Team	Conference	Pct.	PF	PA	Overall	Pct.	PF	PA	Current unbeaten streak
Loyola Chicago	0-0	.000	0.0	0.0	8-0	1.000	75.8	57.6	Loyola Chicago -- 8
Missouri State	0-0	.000	0.0	0.0	8-1	.889	76.6	66.9	Bradley -- 6
Bradley	0-0	.000	0.0	0.0	7-1	.875	73.4	58.9	Missouri State -- 4
Drake	0-0	.000	0.0	0.0	7-2	.778	82.0	67.4	Drake -- 3
Illinois State	0-0	.000	0.0	0.0	6-2	.750	67.6	59.1	Valparaiso -- 3
Southern Illinois	0-0	.000	0.0	0.0	5-3	.625	75.5	66.0	
Northern Iowa	0-0	.000	0.0	0.0	5-3	.625	72.1	64.1	
Valparaiso	0-0	.000	0.0	0.0	4-3	.571	64.0	68.4	
Evansville	0-0	.000	0.0	0.0	2-5	.286	63.4	74.6	
Indiana State	0-0	.000	0.0	0.0	2-7	.222	61.9	68.3	

TEAM SUMMARIES	G	PF-PA	Avg score	Margin	FG-FGA	Pct.	3FG-FGA	Pct.	FT-FTA	Pct.	RebF	RebA	Margin
Bradley	8	587-471	73.4-58.9	+14.5	203-480	.423	67-192	.349	114-156	.731	379	288	+11.4
Drake	9	738-607	82.0-67.4	+14.6	276-575	.480	75-226	.332	111-147	.755	347	271	+8.4
Evansville	7	444-522	63.4-74.6	-11.1	157-408	.385	50-185	.270	80-118	.678	251	300	-7.0
Illinois State	8	541-473	67.6-59.1	+8.5	203-479	.424	39-140	.279	96-129	.744	325	253	+9.0
Indiana State	9	557-615	61.9-68.3	-6.4	200-525	.381	44-153	.288	113-182	.621	361	340	+2.3
Loyola Chicago	8	606-461	75.8-57.6	+18.1	228-539	.423	50-148	.338	100-142	.704	357	270	+10.9
Missouri State	9	689-602	76.6-66.9	+9.7	247-538	.459	60-145	.414	135-170	.794	353	277	+8.4
Northern Iowa	8	577-513	72.1-64.1	+8.0	192-457	.420	72-198	.364	121-154	.786	288	268	+2.5
Southern Illinois	8	604-528	75.5-66.0	+9.5	225-487	.462	50-134	.373	104-142	.732	298	288	+1.2
Valparaiso	7	448-479	64.0-68.4	-4.4	143-375	.381	55-190	.289	107-140	.764	215	284	-9.9

ATTENDANCE	Home	Average	Away	Average	Neutral	Average	Total	Average
Bradley	3-2110	703	3-4184	1395	2-145	72	8-6439	805
Drake	5-19785	3957	1-2330	2330	3-2012	671	9-24127	2681
Evansville	4-2641	660	3-1566	522	0-0	0	7-4207	601
Illinois State	4-2424	606	4-4844	1211	0-0	0	8-7268	908
Indiana State	1-1232	1232	7-5270	753	1-0	0	9-6502	722
Loyola Chicago	2-646	323	6-4504	751	0-0	0	8-5150	644
Missouri State	4-7708	1927	5-12470	2494	0-0	0	9-20178	2242
Northern Iowa	3-5823	1941	3-5826	1942	2-250	125	8-11899	1487
Southern Illinois	4-4990	1248	4-2006	502	0-0	0	8-6996	874
Valparaiso	1-382	382	5-10919	2184	1-1857	1857	7-13158	1880
Totals	31-47741	1540	41-53919	1315	9-4264	474	81-105924	1308



2019-20 Missouri Valley Conference  
INDIVIDUAL BASKETBALL STATISTICS  
Through games of Dec 10, 2019 (All games)



To be ranked, a player must appear in at least 75.0% of their team's games.

SCORING								REBOUNDING							
	CI	G	FG	3FG	FT	Pts	Avg/G		CI	G	Off	Def	Total	Avg/G	
1. Silvey,Makenzie-SIU	Jr	8	60	22	10	152	19.0	1. Brackmann, Chelsea-BRAD	Sr	7	19	57	76	10.9	
2. Rhine,Sara-DU	Sr	9	68	5	28	169	18.8	2. Franklin,Jasmine-MSU	So	9	17	66	83	9.2	
Willard,Alexa-MSU	Sr	9	65	21	18	169	18.8	3. Feit,Abby-UE	Fr	7	16	44	60	8.6	
4. Maggett, TeTe-ILS	Sr	8	53	10	22	138	17.3	4. Echi,LeAndra-INS	Jr	9	18	58	76	8.4	
5. Petree, Lasha-BRAD	So	8	45	24	20	134	16.8	5. O'Connor, Abby-LUC	Jr	8	16	49	65	8.1	
6. Wallen, Lexi-ILS	Sr	8	48	1	31	128	16.0	6. Brockmeyer,Abby-SIU	Jr	8	20	36	56	7.0	
7. Feit,Abby-UE	Fr	7	42	9	17	110	15.7	7. Maggett, TeTe-ILS	Sr	8	8	45	53	6.6	
8. Hittner,Becca-DU	Sr	9	44	13	40	141	15.7	8. Haack, Gabi-BRAD	Jr	8	15	36	51	6.4	
9. Haack, Gabi-BRAD	Jr	8	38	21	18	115	14.4	9. Gartner,Emily-MSU	Jr	9	14	42	56	6.2	
10. Martin,Nicole-SIU	Sr	8	40	0	30	110	13.8	10. Stoller, Addison-Valpo	Jr	7	19	24	43	6.1	
O'Connor, Abby-LUC	Jr	8	44	9	13	110	13.8	11. Gunnels,Bre-UNI	Jr	8	7	42	49	6.1	
12. Day, Allison-LUC	So	8	50	0	9	109	13.6	12. Rhine,Sara-DU	Sr	9	13	42	55	6.1	
13. Calip,Brice-MSU	Jr	8	30	11	36	107	13.4	McChristine,Jamyra-INS	Jr	9	29	26	55	6.1	
14. Finley,Kam-UNI	So	8	33	15	23	104	13.0	14. Wallen, Lexi-ILS	Sr	8	23	25	48	6.0	
Poland,Jada-UE	Jr	7	37	8	9	91	13.0	15. Poland,Jada-UE	Jr	7	14	27	41	5.9	
16. Brockmeyer,Abby-SIU	Jr	8	36	6	23	101	12.6	16. Hittner,Becca-DU	Sr	9	11	41	52	5.8	
17. Stoller, Addison-Valpo	Jr	7	25	8	24	82	11.7	17. Martin,Nicole-SIU	Sr	8	15	28	43	5.4	
18. Franklin,Jasmine-MSU	So	9	41	1	20	103	11.4	18. Day, Allison-LUC	So	8	19	23	42	5.3	
19. Rucker,Karli-UNI	Jr	8	30	12	16	88	11.0	19. White, Nyjah-BRAD	Jr	8	7	33	40	5.0	
Hales, Grace-Valpo	Sr	7	25	8	19	77	11.0	Burich,Monica-DU	Sr	8	16	24	40	5.0	
21. Gonzales, Janae-LUC	So	8	30	26	1	87	10.9	Talbot, Megan-ILS	Sr	8	9	31	40	5.0	
22. Elder,Jasmine-INS	Fr	9	32	14	17	95	10.6	White, Grace-Valpo	Jr	7	12	23	35	5.0	
23. White, Nyjah-BRAD	Jr	8	33	0	16	82	10.3								
24. Maahs,Megan-UNI	Jr	8	26	5	24	81	10.1								
25. Brackmann, Chelsea-BRAD	Sr	7	25	0	19	69	9.9								
26. Collier,Kierra-DU	So	9	35	7	9	86	9.6								
27. McChristine,Jamyra-INS	Jr	9	36	0	10	82	9.1								
28. Gartner,Emily-MSU	Jr	9	32	1	16	81	9.0								
Echi,LeAndra-INS	Jr	9	24	2	31	81	9.0								
30. Weinman, Carie-Valpo	So	7	22	16	2	62	8.9								

FIELD GOAL PCT						ASSISTS			
	CI	G	FGM	FGA	Pct.		CI	G	No. Avg/G
1. Rhine,Sara-DU	Sr	9	68	103	.660	1. Rose,Brenni-DU	Sr	9	51 5.7
2. Poland,Jada-UE	Jr	7	37	58	.638	2. Maggett, TeTe-ILS	Sr	8	36 4.5
3. Wallen, Lexi-ILS	Sr	8	48	79	.608	3. Newman,Anna-UE	So	7	29 4.1
4. Day, Allison-LUC	So	8	50	85	.588	4. Wallace, Tiara-LUC	Sr	8	32 4.0
5. Cavey,Kristina-UNI	Jr	8	24	41	.585	Frederick, Shay-Valpo	So	7	28 4.0
6. Franklin,Jasmine-MSU	So	9	41	71	.577	6. Bhinhar,Mya-MSU	So	9	34 3.8
7. McChristine,Jamyra-INS	Jr	9	36	64	.563	7. Calip,Brice-MSU	Jr	8	30 3.8
8. Willard,Alexa-MSU	Sr	9	65	125	.520	8. Patrick,Brittney-SIU	Sr	8	29 3.6
9. Feit,Abby-UE	Fr	7	42	82	.512	9. Monahan,Maddie-DU	Jr	9	30 3.3
10. Collier,Kierra-DU	So	9	35	69	.507	10. Wallace,Makayla-UE	So	7	23 3.3
11. Brockmeyer,Abby-SIU	Jr	8	36	71	.507	11. O'Connor, Abby-LUC	Jr	8	26 3.3
12. Brackmann, Chelsea-BRAD	Sr	7	25	50	.500	12. Koenig, Tatum-BRAD	So	8	24 3.0
13. Silvey,Makenzie-SIU	Jr	8	60	122	.492	Rucker,Karli-UNI	Jr	8	24 3.0
14. Rose,Brenni-DU	Sr	9	29	59	.492	14. Collier,Kierra-DU	So	9	26 2.9
15. Maahs,Megan-UNI	Jr	8	26	53	.491	15. Galanopoulos, Sam-LUC	Fr	8	23 2.9
						Nelson,Kristen-SIU	Sr	8	23 2.9



2019-20 Missouri Valley Conference  
INDIVIDUAL BASKETBALL STATISTICS  
Through games of Dec 10, 2019 (All games)



FREE THROW PCT					
	Cl	G	FTM	FTA	Pct.
1. Hales, Grace-Valpo	Sr	7	19	20	.950
2. Willard, Alexa-MSU	Sr	9	18	19	.947
3. Maahs, Megan-UNI	Jr	8	24	26	.923
4. Bhinhar, Mya-MSU	So	9	20	22	.909
5. Frederick, Shay-Valpo	So	7	18	21	.857
6. Hittner, Becca-DU	Sr	9	40	48	.833
7. Rhine, Sara-DU	Sr	9	28	34	.824
8. Calip, Brice-MSU	Jr	8	36	44	.818
9. Rice, Ellie-LUC	Jr	8	24	30	.800
White, Nyjah-BRAD	Jr	8	16	20	.800
Rucker, Karli-UNI	Jr	8	16	20	.800
12. Finley, Kam-UNI	So	8	23	29	.793
Brockmeyer, Abby-SIU	Jr	8	23	29	.793
14. Gunnels, Bre-UNI	Jr	8	19	24	.792
15. Maggett, TeTe-ILS	Sr	8	22	28	.786

3-POINT FG PCT					
	Cl	G	3FG	FGA	Pct.
1. Willard, Alexa-MSU	Sr	9	21	36	.583
2. Calip, Brice-MSU	Jr	8	11	24	.458
3. Gonzales, Janae-LUC	So	8	26	57	.456
4. Gerrits, Abby-UNI	Sr	7	9	20	.450
5. Gueldner, Sarah Beth-DU	Fr	7	11	25	.440
6. Silvey, Makenzie-SIU	Jr	8	22	51	.431
7. Negaard, Maggie-DU	So	9	10	24	.417
8. Poland, Jada-UE	Jr	7	8	20	.400
9. Weinman, Carie-Valpo	So	7	16	41	.390
10. Rucker, Karli-UNI	Jr	8	12	31	.387
11. Kroeger, Nicole-UNI	Jr	8	13	34	.382
12. Stoller, Addison-Valpo	Jr	7	8	21	.381
13. Elder, Jasmine-INS	Fr	9	14	37	.378
14. Petree, Lasha-BRAD	So	8	24	64	.375
15. Monahan, Maddie-DU	Jr	9	10	27	.370

BLOCKED SHOTS				
	Cl	G	No.	Avg/G
1. Feit, Abby-UE	Fr	7	13	1.9
2. Franklin, Jasmine-MSU	So	9	14	1.6
3. Poland, Jada-UE	Jr	7	8	1.1
4. Petree, Lasha-BRAD	So	8	9	1.1
5. Echi, LeAndra-INS	Jr	9	10	1.1
6. White, Nyjah-BRAD	Jr	8	8	1.0
7. Gartner, Emily-MSU	Jr	9	8	0.9
8. O'Connor, Abby-LUC	Jr	8	7	0.9
Maahs, Megan-UNI	Jr	8	7	0.9
10. Morrison, Caitlin-Valpo	Jr	7	6	0.9
11. Koudelka, Lexy-ILS	So	8	6	0.8
Marsh, Emily-BRAD	Jr	8	6	0.8
Williams, Del'Janae-INS	Fr	8	6	0.8
Gunnels, Bre-UNI	Jr	8	6	0.8
15. Ellenson, Ella-Valpo	Jr	7	5	0.7

STEALS				
	Cl	G	No.	Avg/G
1. Wallace, Makayla-UE	So	7	26	3.7
2. Williams, Del'Janae-INS	Fr	8	18	2.3
3. Monahan, Maddie-DU	Jr	9	18	2.0
4. Franklin, Jasmine-MSU	So	9	16	1.8
5. Wallace, Tiara-LUC	Sr	8	14	1.8
Pitzer, Sommer-INS	Fr	8	14	1.8
7. Frederick, Shay-Valpo	So	7	12	1.7
8. Stoller, Addison-Valpo	Jr	7	11	1.6
9. Redmond, Juliunn-ILS	Jr	8	12	1.5
Silvey, Makenzie-SIU	Jr	8	12	1.5
Maggett, TeTe-ILS	Sr	8	12	1.5
White, Nyjah-BRAD	Jr	8	12	1.5
Nelson, Kristen-SIU	Sr	8	12	1.5
14. Calip, Brice-MSU	Jr	8	11	1.4
Petree, Lasha-BRAD	So	8	11	1.4

3-POINT FG MADE				
	Cl	G	3FG	Avg/G
1. Gonzales, Janae-LUC	So	8	26	3.3
2. Petree, Lasha-BRAD	So	8	24	3.0
3. Silvey, Makenzie-SIU	Jr	8	22	2.8
4. Haack, Gabi-BRAD	Jr	8	21	2.6
5. Willard, Alexa-MSU	Sr	9	21	2.3
6. Weinman, Carie-Valpo	So	7	16	2.3
7. Finley, Kam-UNI	So	8	15	1.9
8. Crompton, Mary-ILS	Fr	8	14	1.8
9. Williams, Del'Janae-INS	Fr	8	13	1.6
Kroeger, Nicole-UNI	Jr	8	13	1.6
11. Gueldner, Sarah Beth-DU	Fr	7	11	1.6
12. Elder, Jasmine-INS	Fr	9	14	1.6
13. Rucker, Karli-UNI	Jr	8	12	1.5
14. Hittner, Becca-DU	Sr	9	13	1.4
15. Calip, Brice-MSU	Jr	8	11	1.4

ASSIST/TURNOVER RATIO					
	Cl	G	Ast.	T/O	Ratio
1. O'Connor, Abby-LUC	Jr	8	26	9	2.9
2. Calip, Brice-MSU	Jr	8	30	15	2.0
3. Rose, Brenni-DU	Sr	9	51	27	1.9
4. Monahan, Maddie-DU	Jr	9	30	16	1.9
5. Wallace, Makayla-UE	So	7	23	14	1.6
6. Frederick, Shay-Valpo	So	7	28	20	1.4
7. Koenig, Tatum-BRAD	So	8	24	18	1.3
8. Newman, Anna-UE	So	7	29	22	1.3
9. Bhinhar, Mya-MSU	So	9	34	27	1.3
10. Patrick, Brittney-SIU	Sr	8	29	26	1.1
11. Wallace, Tiara-LUC	Sr	8	32	29	1.1
12. Rucker, Karli-UNI	Jr	8	24	22	1.1
13. Maggett, TeTe-ILS	Sr	8	36	39	0.9





2019-20 Missouri Valley Conference  
INDIVIDUAL BASKETBALL STATISTICS  
Through games of Dec 10, 2019 (All games)



OFFENSIVE REBOUNDS	Cl	G	No.	Avg/G
1. McChristine, Jamyra-INS	Jr	9	29	3.2
2. Wallen, Lexi-ILS	Sr	8	23	2.9
3. Brackmann, Chelsea-BRAD	Sr	7	19	2.7
Stoller, Addison-Valpo	Jr	7	19	2.7
5. Brockmeyer, Abby-SIU	Jr	8	20	2.5
6. Day, Allison-LUC	So	8	19	2.4
7. Feit, Abby-UE	Fr	7	16	2.3
8. Echi, LeAndra-INS	Jr	9	18	2.0
Burich, Monica-DU	Sr	8	16	2.0
Koudelka, Lexy-ILS	So	8	16	2.0
O'Connor, Abby-LUC	Jr	8	16	2.0
Poland, Jada-UE	Jr	7	14	2.0
13. Franklin, Jasmine-MSU	So	9	17	1.9
14. Cavey, Kristina-UNI	Jr	8	15	1.9
Martin, Nicole-SIU	Sr	8	15	1.9
Haack, Gabi-BRAD	Jr	8	15	1.9

DEFENSIVE REBOUNDS	Cl	G	No.	Avg/G
1. Brackmann, Chelsea-BRAD	Sr	7	57	8.1
2. Franklin, Jasmine-MSU	So	9	66	7.3
3. Echi, LeAndra-INS	Jr	9	58	6.4
4. Feit, Abby-UE	Fr	7	44	6.3
5. O'Connor, Abby-LUC	Jr	8	49	6.1
6. Maggett, TeTe-ILS	Sr	8	45	5.6
7. Gunnels, Bre-UNI	Jr	8	42	5.3
8. Gartner, Emily-MSU	Jr	9	42	4.7
Rhine, Sara-DU	Sr	9	42	4.7
10. Hittner, Becca-DU	Sr	9	41	4.6
11. Brockmeyer, Abby-SIU	Jr	8	36	4.5
Haack, Gabi-BRAD	Jr	8	36	4.5
13. White, Nyjah-BRAD	Jr	8	33	4.1
14. Maahs, Megan-UNI	Jr	8	32	4.0
15. Talbot, Megan-ILS	Sr	8	31	3.9

MINUTES PLAYED	Cl	G	No.	Avg/G
1. Feit, Abby-UE	Fr	7	256	36.6
2. Silvey, Makenzie-SIU	Jr	8	258	32.2
3. Calip, Brice-MSU	Jr	8	257	32.1
4. Maggett, TeTe-ILS	Sr	8	256	32.0
5. O'Connor, Abby-LUC	Jr	8	252	31.5
6. Petree, Lasha-BRAD	So	8	251	31.4
7. Willard, Alexa-MSU	Sr	9	280	31.1
8. Haack, Gabi-BRAD	Jr	8	245	30.6
9. Frederick, Shay-Valpo	So	7	214	30.6
10. Hales, Grace-Valpo	Sr	7	212	30.3
11. Patrick, Brittney-SIU	Sr	8	241	30.1
12. Wallace, Tiara-LUC	Sr	8	238	29.8
13. Stoller, Addison-Valpo	Jr	7	206	29.4
14. Williams, Del'Janae-INS	Fr	8	234	29.3
Koenig, Tatum-BRAD	So	8	234	29.3
16. Franklin, Jasmine-MSU	So	9	258	28.7
17. Weinman, Carrie-Valpo	So	7	200	28.6
18. Nelson, Kristen-SIU	Sr	8	228	28.5
19. Bhinhar, Mya-MSU	So	9	254	28.2
20. Brockmeyer, Abby-SIU	Jr	8	225	28.1
Gonzales, Janae-LUC	So	8	225	28.1
22. Echi, LeAndra-INS	Jr	9	252	28.0
23. Bostrom, Felicia-UE	So	6	163	27.2
24. Wallen, Lexi-ILS	Sr	8	217	27.1
25. Pitzer, Sommer-INS	Fr	8	209	26.1
26. Rice, Ellie-LUC	Jr	8	207	25.9
27. Redmond, Juliunn-ILS	Jr	8	202	25.3
28. Saylor, Paige-ILS	Jr	8	201	25.1
White, Nyjah-BRAD	Jr	8	201	25.1
30. Hittner, Becca-DU	Sr	9	225	25.0
Monahan, Maddie-DU	Jr	9	225	25.0



2019-20 Missouri Valley Conference  
INDIVIDUAL BASKETBALL STATISTICS  
Through games of Dec 10, 2019 (All games)



TEAM IDENTIFICATION	Team ID
Bradley	BRAD
Drake	DU
Evansville	UE
Illinois State	ILS
Indiana State	INS
Loyola Chicago	LUC
Missouri State	MSU
Northern Iowa	UNI
Southern Illinois	SIU
Valparaiso	VALPO



2019-20 Missouri Valley Conference  
Conference Team Highs  
Through games of Dec 10, 2019 (All games)



TEAM HIGHS (highest totals made by)

Points	103	Southern Illinois at SIUE (11-08-19)
	103	Drake vs Waldorf (12-05-19)
	101	Bradley vs Eureka (11-16-19)
	98	Loyola Chicago at Chicago State (11-19-19)
	96	Missouri State at Oklahoma (11-14-19)
Margin	85 (103-18)	Drake vs Waldorf (12-05-19)
	62 (101-39)	Bradley vs Eureka (11-16-19)
	45 (98-53)	Loyola Chicago at Chicago State (11-19-19)
	36 (103-67)	Southern Illinois at SIUE (11-08-19)
	35 (84-49)	Bradley at Western Illinois (11-20-19)
Field goals made	41	Bradley vs Eureka (11-16-19)
	41	Drake vs Waldorf (12-05-19)
	37	Drake at South Dakota (11-13-19)
	37	Missouri State at Oklahoma (11-14-19)
	37	Loyola Chicago at Chicago State (11-19-19)
Field goal attempts	82	Evansville vs Brescia (11-05-19)
	77	Drake at South Dakota (11-13-19)
	75	Bradley vs Eureka (11-16-19)
	73	Illinois State vs Truman State (11-05-19)
	73	Drake vs Waldorf (12-05-19)
Field goal percentage	.639 (23-36)	Evansville at Austin Peay (11-21-19)
	.563 (36-64)	Southern Illinois at SIUE (11-08-19)
	.562 (41-73)	Drake vs Waldorf (12-05-19)
	.559 (33-59)	Drake vs Maine (11-30-19)
	.552 (37-67)	Loyola Chicago at Chicago State (11-19-19)
3-Pt FG made	15	Drake vs Iowa State (11-10-19)
	15	Northern Iowa at Missouri (11-13-19)
	14	Bradley vs Eureka (11-16-19)
	13	Loyola Chicago at Detroit Mercy (11-05-19)
	12	Drake at South Dakota (11-13-19)
	12	Evansville at SIUE (11-13-19)
	12	Bradley vs North Dakota State (12-05-19)
3-Pt FG attempts	42	Northern Iowa at Missouri (11-13-19)
	40	Evansville vs Brescia (11-05-19)
	36	Evansville at SIUE (11-13-19)
	34	Drake vs Iowa State (11-10-19)
	34	Evansville vs Marshall (11-24-19)
3-Pt percentage	.700 (7-10)	Evansville at Austin Peay (11-21-19)
	.588 (10-17)	Northern Iowa vs North Dakota State (11-06-19)
	.538 (7-13)	Southern Illinois at Eastern Michigan (11-23-19)
	.533 (8-15)	Missouri State at Oklahoma (11-14-19)
	.524 (11-21)	Southern Illinois at SIUE (11-08-19)
Free throws made	29	Bradley vs Miami (OH) (11-23-19)
	27	Northern Iowa vs North Dakota State (11-06-19)
	27	Valparaiso vs Bowling Green (11-24-19)
	22	Missouri State at South Dakota (11-25-19)
	22	Loyola Chicago at Portland (12-01-19)
Free throw attempts	38	Bradley vs Miami (OH) (11-23-19)
	32	Northern Iowa vs North Dakota State (11-06-19)
	32	Valparaiso vs Bowling Green (11-24-19)
	30	Missouri State at South Dakota (11-25-19)
	30	Loyola Chicago at Portland (12-01-19)
Free throw percentage	1.000 (17-17)	Missouri State at Minnesota (11-05-19)
	1.000 (11-11)	Drake vs Waldorf (12-05-19)
	.923 (12-13)	Bradley at Michigan (11-10-19)

	.923	(12-13)	Drake vs Auburn (12-01-19)
	.917	(11-12)	Evansville vs Eastern Illinois (11-19-19)
	.917	(11-12)	Evansville at Austin Peay (11-21-19)
	.917	(11-12)	Illinois State at North Dakota (11-24-19)
Rebounds	63		Bradley vs Eureka (11-16-19)
	59		Bradley at Western Illinois (11-20-19)
	56		Loyola Chicago at Detroit Mercy (11-05-19)
	56		Loyola Chicago at Kansas City (11-22-19)
	54		Bradley vs George Mason (11-29-19)
	54		Loyola Chicago vs Dartmouth (12-04-19)
Assists	33		Drake vs Waldorf (12-05-19)
	32		Bradley vs Eureka (11-16-19)
	31		Loyola Chicago at Chicago State (11-19-19)
	26		Drake vs Western Illinois (11-24-19)
	25		Drake at South Dakota (11-13-19)
	25		Missouri State vs Kansas City (12-01-19)
Steals	25		Drake vs Waldorf (12-05-19)
	16		Evansville vs Brescia (11-05-19)
	14		Indiana State at UIC (11-19-19)
	13		Indiana State at Kansas (11-07-19)
	13		Missouri State vs Texas A&M-CC (11-08-19)
	13		Valparaiso at North Dakota (11-17-19)
	13		Evansville vs Murray State (12-03-19)
Blocked shots	12		Drake vs Waldorf (12-05-19)
	9		Indiana State at UIC (11-19-19)
	8		Northern Iowa vs Northwest Mo. St. (11-24-19)
	8		Missouri State vs Wichita State (12-04-19)
	7		Evansville vs Eastern Illinois (11-19-19)
	7		Missouri State vs Santa Clara (11-22-19)
	7		Evansville vs Murray State (12-03-19)
Turnovers	33		Evansville at Austin Peay (11-21-19)
	31		Evansville vs Eastern Illinois (11-19-19)
	27		Northern Iowa at Wichita State (11-09-19)
	26		Missouri State at Minnesota (11-05-19)
	26		Evansville at SIUE (11-13-19)
Fouls	35		Indiana State at Western Illinois (11-14-19)
	33		Indiana State at Kansas (11-07-19)
	32		Evansville at SEMO (11-10-19)
	31		Drake at South Dakota (11-13-19)
	31		Valparaiso vs Bowling Green (11-24-19)





2019-20 Missouri Valley Conference  
Conference Individual Highs  
Through games of Dec 10, 2019 (All games)



INDIVIDUAL PLAYER GAME HIGHS

Points	33	Maggett, TeTe (Illinois State) vs Western Illinois (12-04-19)
	30	Willard,Alexa (Missouri State) vs Texas A&M-CC (11-08-19)
	30	Hittner,Becca (Drake) vs Maine (11-30-19)
	30	Petree, Lasha (Bradley) vs North Dakota State (12-05-19)
	29	Gonzales, Janae (Loyola Chicago) at Detroit Mercy (11-05-19)
	29	Willard,Alexa (Missouri State) at Oklahoma (11-14-19)
Field goals made	13	Feit,Abby (Evansville) vs Brescia (11-05-19)
	12	Willard,Alexa (Missouri State) vs Texas A&M-CC (11-08-19)
	12	Willard,Alexa (Missouri State) at Oklahoma (11-14-19)
	12	Maggett, TeTe (Illinois State) vs Western Illinois (12-04-19)
	11	Silvey,Makenzie (Southern Illinois) at SIUE (11-08-19)
	11	Rhine,Sara (Drake) at South Dakota (11-13-19)
	11	Silvey,Makenzie (Southern Illinois) vs Memphis (11-20-19)
	11	Franklin,Jasmine (Missouri State) vs Kansas City (12-01-19)
Field goal attempts	23	Feit,Abby (Evansville) vs Brescia (11-05-19)
	22	Maggett, TeTe (Illinois State) vs Truman State (11-05-19)
	22	Petree, Lasha (Bradley) vs George Mason (11-29-19)
	21	Willard,Alexa (Missouri State) at Oklahoma (11-14-19)
	21	Silvey,Makenzie (Southern Illinois) vs Memphis (11-20-19)
	21	Maggett, TeTe (Illinois State) vs Western Illinois (12-04-19)
	21	Petree, Lasha (Bradley) vs North Dakota State (12-05-19)
Field goal percentage	.917 (11-12)	Franklin,Jasmine (Missouri State) vs Kansas City (12-01-19)
	.769 (10-13)	Rhine,Sara (Drake) vs Iowa State (11-10-19)
	.750 (9-12)	Hittner,Becca (Drake) vs Maine (11-30-19)
	.733 (11-15)	Rhine,Sara (Drake) at South Dakota (11-13-19)
	.727 (8-11)	Day, Allison (Loyola Chicago) vs Vermont (11-08-19)
3-Pt FG made	9	Gonzales, Janae (Loyola Chicago) at Detroit Mercy (11-05-19)
	7	Gonzales, Janae (Loyola Chicago) at Eastern Illinois (11-13-19)
	6	Ruffridge,Elle (Missouri State) vs Texas A&M-CC (11-08-19)
	6	Silvey,Makenzie (Southern Illinois) at SIUE (11-08-19)
	6	Rucker,Karli (Northern Iowa) at Missouri (11-13-19)
	6	Weinman, Carie (Valparaiso) at Toledo (11-27-19)
	6	Petree, Lasha (Bradley) vs North Dakota State (12-05-19)
3-Pt FG attempts	15	Petree, Lasha (Bradley) vs George Mason (11-29-19)
	14	Petree, Lasha (Bradley) vs North Dakota State (12-05-19)
	13	Gonzales, Janae (Loyola Chicago) at Detroit Mercy (11-05-19)
	12	Haack, Gabi (Bradley) at Michigan (11-10-19)
	12	Gonzales, Janae (Loyola Chicago) at Eastern Illinois (11-13-19)
	12	Griffin,A'Niah (Evansville) at SIUE (11-13-19)
	12	Williams,Del'Janae (Indiana State) at UIC (11-19-19)
3-Pt percentage	.692 (9-13)	Gonzales, Janae (Loyola Chicago) at Detroit Mercy (11-05-19)
Free throws made	13	Frederick, Shay (Valparaiso) vs Bowling Green (11-24-19)
	11	Rice, Ellie (Loyola Chicago) at Portland (12-01-19)
	9	Feit,Abby (Evansville) vs Murray State (12-03-19)
	8	Bhinhar,Mya (Missouri State) at Oklahoma (11-14-19)
	8	Galanopoulos, Sam (Loyola Chicago) at Kansas City (11-22-19)
	8	Hittner,Becca (Drake) vs Western Illinois (11-24-19)
	8	Griffin,A'Niah (Evansville) vs Marshall (11-24-19)
	8	Rice, Ellie (Loyola Chicago) vs Dartmouth (12-04-19)
Free throw attempts	15	Rice, Ellie (Loyola Chicago) at Portland (12-01-19)
	14	Frederick, Shay (Valparaiso) vs Bowling Green (11-24-19)
	13	Feit,Abby (Evansville) vs Murray State (12-03-19)
	10	Hittner,Becca (Drake) vs South Dakota St. (11-08-19)
	10	Griffin,A'Niah (Evansville) vs Marshall (11-24-19)
	10	Echi,LeAndra (Indiana State) vs CSUN (11-30-19)

	10	Brackmann, Chelsea (Bradley) vs Richmond (12-01-19)
Free throw percentage	1.000 (8-8)	Bhinhar, Mya (Missouri State) at Oklahoma (11-14-19)
	1.000 (8-8)	Hittner, Becca (Drake) vs Western Illinois (11-24-19)
	.929 (13-14)	Frederick, Shay (Valparaiso) vs Bowling Green (11-24-19)
	.889 (8-9)	Galanopoulos, Sam (Loyola Chicago) at Kansas City (11-22-19)
	.889 (8-9)	Rice, Ellie (Loyola Chicago) vs Dartmouth (12-04-19)
Rebounds	18	Feit, Abby (Evansville) vs Brescia (11-05-19)
	18	Brackmann, Chelsea (Bradley) vs Miami (OH) (11-23-19)
	14	O'Connor, Abby (Loyola Chicago) at Detroit Mercy (11-05-19)
	14	McChristine, Janyra (Indiana State) at Murray State (12-07-19)
	13	Brackmann, Chelsea (Bradley) vs George Mason (11-29-19)
Assists	10	Rose, Brenni (Drake) at South Dakota (11-13-19)
	10	Verano, Violeta (Bradley) vs Eureka (11-16-19)
	9	Rose, Brenni (Drake) vs South Dakota St. (11-08-19)
	9	Maggett, TeTe (Illinois State) vs UT-Martin (11-30-19)
	8	Newman, Anna (Evansville) at SIUE (11-13-19)
	8	Maggett, TeTe (Illinois State) at Illinois (11-16-19)
	8	Galanopoulos, Sam (Loyola Chicago) at Chicago State (11-19-19)
	8	Monahan, Maddie (Drake) vs Western Illinois (11-24-19)
	8	Rose, Brenni (Drake) vs Auburn (12-01-19)
	8	Negaard, Maggie (Drake) vs Waldorf (12-05-19)
Steals	7	Williams, Del'Janae (Indiana State) at UIC (11-19-19)
	7	Wallace, Makayla (Evansville) vs Murray State (12-03-19)
	5	Calip, Brice (Missouri State) at Minnesota (11-05-19)
	5	Fuller, Hannah (Drake) vs Waldorf (12-05-19)
	4	Talbot, Megan (Illinois State) vs Truman State (11-05-19)
	4	Wallace, Makayla (Evansville) at SIUE (11-13-19)
	4	Frederick, Shay (Valparaiso) at North Dakota (11-17-19)
	4	Wallace, Makayla (Evansville) vs Eastern Illinois (11-19-19)
	4	Redmond, Juliann (Illinois State) vs Northern Illinois (11-20-19)
	4	Monahan, Maddie (Drake) vs Western Illinois (11-24-19)
	4	Mayo, CeCe (Indiana State) at Colorado (11-26-19)
	4	Collier, Kierra (Drake) vs Maine (11-30-19)
	4	Williams, Del'Janae (Indiana State) vs Marshall (12-03-19)
	4	Bair, Maggie (Drake) vs Waldorf (12-05-19)
	4	Rose, Brenni (Drake) vs Waldorf (12-05-19)
	4	White, Grace (Valparaiso) at Detroit Mercy (12-05-19)
	4	McChristine, Janyra (Indiana State) at Murray State (12-07-19)
	4	Wallace, Tiara (Loyola Chicago) at SIUE (12-08-19)
Blocked shots	6	Echi, LeAndra (Indiana State) at UIC (11-19-19)
	6	Mertz, Mya (Drake) vs Waldorf (12-05-19)
	4	Franklin, Jasmine (Missouri State) vs Santa Clara (11-22-19)
	4	Feit, Abby (Evansville) vs Murray State (12-03-19)
	4	Franklin, Jasmine (Missouri State) vs Wichita State (12-04-19)
Turnovers	8	Petree, Lasha (Bradley) vs Eureka (11-16-19)
	8	Maggett, TeTe (Illinois State) at Illinois (11-16-19)
	7	Maggett, TeTe (Illinois State) at Marquette (11-10-19)
	7	Newman, Anna (Evansville) at SIUE (11-13-19)
	7	Maggett, TeTe (Illinois State) vs Northern Illinois (11-20-19)
	7	Wallace, Tiara (Loyola Chicago) at Kansas City (11-22-19)
	7	Petree, Lasha (Bradley) vs Miami (OH) (11-23-19)
	7	Echi, LeAndra (Indiana State) vs CSUN (11-30-19)