

MVC MEN'S SOCCER

TOURNAMENT NOTEBOOK: NOVEMBER 12, 2019

MVC MEN'S SOCCER CONTACT: RYAN DAVIS, ASSISTANT COMMISSIONER FOR COMMUNICATIONS

OFFICE: 314-444-4316 ■ CELL: 314-285-5675 ■ DAVIS@MVC.ORG

1818 CHOUTEAU AVE. ■ ST. LOUIS, MO 63103

MVC-SPORTS.COM



2019 Standings -- As of Tuesday, Nov. 12

STANDINGS	--- CONFERENCE ---					--- OVERALL ---						
	W-L-T	Pts.	Pct.	GS	GA	W-L-T	Pct.	GS	GA	Home	Road	Neut.
#9 Missouri State	10-0-0	30	1.000	27	9	16-0-0	1.000	39	10	8-0-0	8-0-0	0-0-0
Loyola	5-2-3	18	.650	15	9	10-4-3	.676	28	16	6-1-2	4-3-1	0-0-0
Bradley	5-3-2	17	.600	8	9	7-6-4	.529	14	20	4-2-3	3-4-1	0-0-0
Drake	4-5-1	13	.450	14	15	7-8-1	.469	21	27	4-4-0	3-4-1	0-0-0
Valparaiso	3-7-0	9	.300	10	18	4-12-1	.265	21	39	2-4-0	2-8-1	0-0-0
Evansville	0-10-0	0	.000	4	18	2-14-1	.147	13	33	2-6-0	0-8-1	0-0-0
Three points for a league win, one point for a tie and zero for a loss.						Non-Con	13-3-2	6-14-2	0-0-0			
GS = Goals Scored/GA = Goals Allowed						MVC	13-14-3	14-13-3	-----			
Teams ranked by MVC points						All	26-17-5	20-27-5	0-0-0			

Recent Results/ Upcoming Schedule

Saturday, November 9

#10 Missouri State at Drake MSU, 3-1*
Evansville at Bradley BRAD, 2-1*
Loyola at Valparaiso LUC, 3-0*

END OF REGULAR SEASON

2019 MISSOURI VALLEY CONFERENCE MEN'S SOCCER CHAMPIONSHIP

Loyola Soccer Park ■ Chicago, Ill.
(All matches broadcast on ESPN+)

Wednesday, November 13

No. 4 Drake vs. No. 5 Valparaiso 1 PM
No. 3 Bradley vs. No. 6 Evansville 4 PM

Friday, November 15

Winner DU/VALPO vs. No. 1 Missouri State ... 1 PM
Winner BRAD/UE vs. No. 2 Loyola 4 PM

Sunday, November 17


Championship Game..... 1 PM

ALL TIMES CENTRAL

*denotes MVC contest



MVC Offensive Player of the Week



Gerit Wintermeyer, Jr., F, Bradley

Bradley's active career scoring leader and 2019 scoring leader, Wintermeyer added to his totals with three goals, including both game-winners, leading the Braves to a pair of wins last week. Wintermeyer netted the game-winner with just 23 seconds remaining in regulation Monday at Western Illinois, collecting a flank service with two defenders around him, but freeing himself enough to fire off a shot from 8 yards out to beat the Leathernecks keeper. With a chance to climb into the No.

2 seed for the MVC Tournament, Wintermeyer helped the Braves rally for the 2-1 win Saturday against Evansville by burying a 19th-minute penalty kick and then scoring the game-winner in the 82nd minute by finishing at the far post. Wintermeyer's brace Saturday versus Evansville was the first by a Brave since he also scored a pair of goals in last year's regular-season finale versus the Purple Aces. Leading the Braves with seven goals this season, Wintermeyer (21) became the ninth player in program history to total 20 career goals and he moved into a tie for sixth in Bradley history with his eighth career game-winning goal.

Other Notable Performances: Liam Wilson (DU); Justin Sukow (LUC); Matthew Bentley (MSU)

MVC Defensive Player of the Week



Marcel Kampman, Gr., GK, Loyola

Kampman notched his seventh shutout of the season on Saturday in a 3-0 victory over Valparaiso. The graduate student recorded two saves and now has 35 on the season. Kampman is tied for first in the MVC in shutouts with Bradley's Nathan Wisbey. He still leads all MVC goalkeepers in minutes, playing every minute of all 17 matches this season.

Other Notable Performances: Connor Langan (MSU)



/MISSOURIVALLEYCONFERENCE



@MVCSPORTS

@VALLEYHOOPS

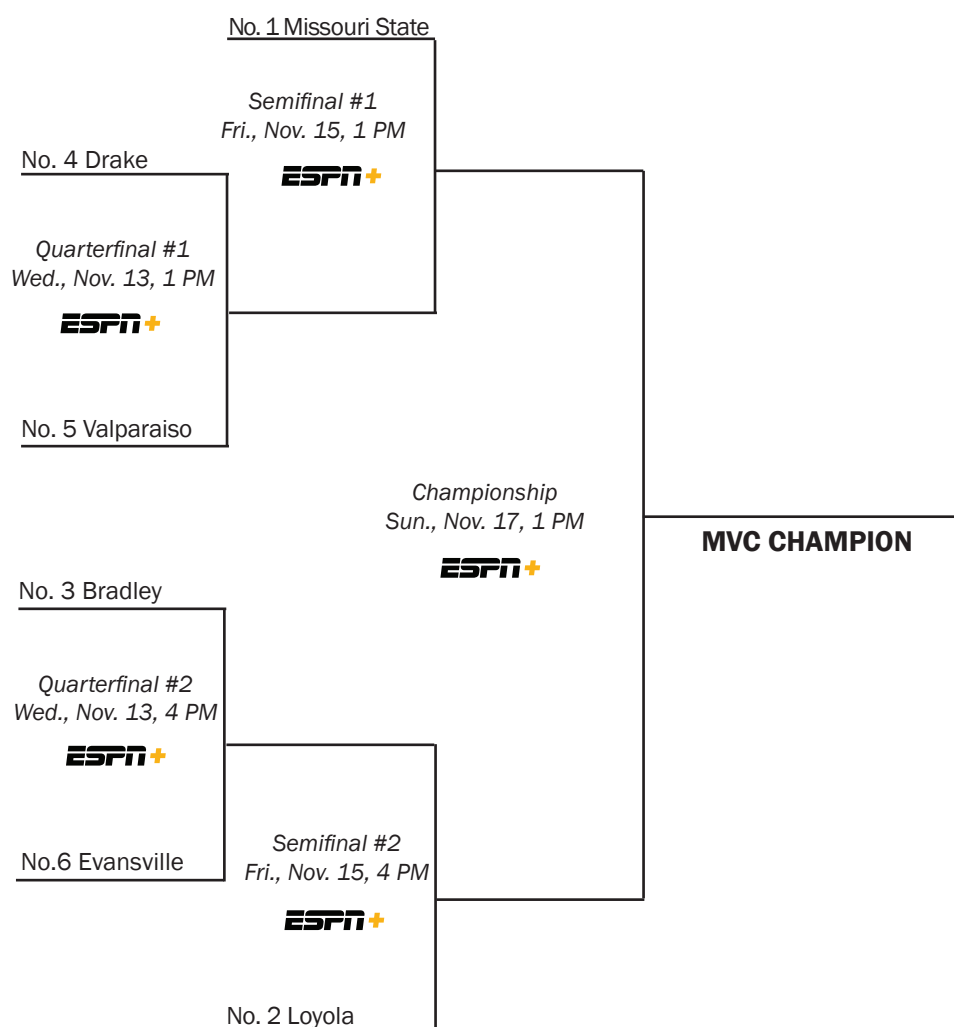


@MVCSPORTS



@MISSOURIVALLEYVIDS

2019 MISSOURI VALLEY CONFERENCE MEN'S SOCCER CHAMPIONSHIP NOV. 13, 15, & 17 • CHICAGO, IL



All matches will be played at Loyola Soccer Park in Chicago, IL

NOTEWORTHY

In addition to the league's player of the week selections, several conference players had notable performances, and they include:

Liam Wilson (DU) - Liam Wilson scored his career-best second goal of the season against Missouri State. He headed home a corner kick delivered by Cole Poppen in the 40th minute. The two also connected just before halftime in Drake's first meeting with the Bears on Oct. 13 for Wilson's first goal of the year.

Justin Sukow (LUC) - Sukow found the back of the net twice in Loyola's 3-0 victory over Valparaiso on Saturday. The junior notched the game-winner, putting the Ramblers on the board first in the 41st minute. Sukow led the Ramblers with six shots and four shots on goal, scoring a second time in the 74th minute. After scoring two this weekend, Sukow moves to third in the MVC in goals with eight.

Matthew Bentley (MSU) - Matthew Bentley followed up his MVC Offensive Player of the Week performance from last week with late-game heroics in Missouri State's 3-1 win over Drake on Saturday. Bentley scored his fifth game-winning goal of the season in the 84th minute to break the deadlock as the Bears would go on to tack on another goal just two minutes later and seal the program's first perfect regular season. The senior forward extended his multi-game scoring streak to eight games as the MVC leader in both goals (13) and points (30) has recorded 11 goals during his recent scoring stretch. Bentley sits just two games shy of matching the Valley record for most consecutive games with a goal set by Tulsa's Jimmy Dowell in 1994. He becomes the fifth MSU player to tally 13 or more goals in a season.

Connor Langan (MSU) - Defender Connor Langan played the full 90 minutes for the Missouri State backline as the Bears claimed the program's first perfect regular season in a 3-1 win at Drake on Saturday. Langan and the MSU defense held the Bulldogs scoreless in the second half as the Bears would score back-to-back goals in the final six minutes of play to secure their 16th-straight victory. MSU has been unyielding in the latter half of matches all season long, giving up just three goals in the second half and overtime in 2019. The Bears rank nationally inside the top-10 in both goals against average (0.612) and goals allowed (10). The junior defender bagged his first assist this year on the game-winner in Saturday's match, playing a ball in to teammate Matthew Bentley who fired in a shot to break the 1-1 tie.

PLAYERS OF THE WEEK

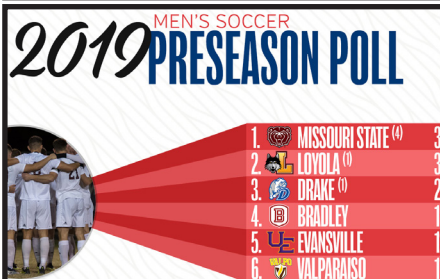
DATE	PLAYER	SCHOOL
S3	Cole Rainwater	Valparaiso
S10	Gerit Wintermeyer	Bradley
S17	Josh Dolling	Missouri State
S24	Stuart Wilkin	Missouri State
O1	Aidan Megally	Loyola
O8	Roman Schindler	Bradley
O15	Aidan Megally	Loyola
O22	Billy Hency	Loyola
O29	Adan Garcia	Valparaiso
N5	Matthew Bentley	Missouri State
N11	Gerit Wintermeyer	Bradley

DEFENDERS OF THE WEEK

DATE	PLAYER	SCHOOL
S3	Jacob McKee	Bradley
S10	Jack Denton	Missouri State
S17	Kyle Hiebert	Missouri State
S24	Luke Anderson	Drake
O1	Ben Stroud	Missouri State
O8	Michael Creek	Missouri State
O15	Greg Stratton	Missouri State
O22	Luke Anderson	Drake
O29	Walid Kherat	Bradley
N5	Jorn-Jan van de Beld	Valparaiso
N11	Marcel Kampman	Loyola

MVC Offensive and Defensive Players of the Week are selected each week during the men's soccer season. The players are announced on Tuesday afternoon and appear in a weekly press release. Nominees are provided by each school's sports information contact and voted on by a panel appointed by the league office.

PRESEASON COACHES' POLL



MVC TOURNAMENT



November 13-15-17, 2019
Chicago, IL
Hosted by Loyola



Missouri State Crowned

Missouri State earned its eighth Missouri Valley Conference regular-season title after a 3-2 overtime win at Valparaiso on Oct. 30. The Bears finished league play with a 10-0-0 record, becoming the first team to finish Valley play with 10 wins. MSU ends the regular season with a 16-0-0 record, giving the Bears the first perfect regular season recorded by an NCAA Division I men's soccer team since Akron in 2009.

Unbeaten Champs

Missouri State became just the sixth team in Valley history, and first since 2004, to complete the conference season with no losses or ties. The Bears' 10 league wins this season set a new Valley record, beating SMU's 9-0-0 mark in 2001.

Perfect MVC Regular-Season Champions

1991	Tulsa	4-0-0 %
1993	Creighton	5-0-0 %
1996	Creighton	5-0-0 #
2001	SMU	9-0-0 %
2004	SMU	8-0-0 %
2019	Missouri State	10-0-0

% Won MVC Tournament

Reached College Cup but did not win MVC Tournament

Regular-Season Champs

Three current members of the MVC have earned regular-season titles. Missouri State (eight, in 1997, 1999, 2009, 2011, 2013, 2014, 2017 & 2019), Bradley (four, in 1998, 2005, 2006 and 2007) and Loyola (one, in 2016) all have titles. Former league members Creighton (12), SMU (4), SIUE (1), Central Arkansas (1) and Tulsa (1) are the only other schools to have been crowned MVC regular-season champions.

Regular-Season Championships

12 - Creighton (1992, 1993, 1994, 1995, 1996, 2003, 2006, 2007, 2008, 2010, 2011, 2012)
 8 - Missouri State (1997, 1999, 2009, 2011, 2013, 2014, 2017, 2019)
 4 - Bradley (1998, 2005, 2006, 2007)
 4 - SMU (2000, 2001, 2002, 2004)
 1 - Loyola (2016)
 1 - Central Arkansas (2018)
 1 - SIUE (2015)
 1 - Tulsa (1991)

MVC Tourney History

Four current league members have won the MVC Tournament title, including Bradley (three, in 2007, 2010 and 2013), Drake (two, in 2009 and 2015), Evansville (one, in 1996) and Missouri State (one, in 1999).

Tournament Championships

13 - Creighton (1992, 1993, 1994, 1995, 1997, 1998, 2000, 2002, 2005, 2006, 2008, 2011, 2012)
 3 - Bradley (2007, 2010, 2013)
 3 - SMU (2001, 2003, 2004)
 2 - Drake (2009, 2015)
 2 - SIUE (2014, 2016)
 2 - Central Arkansas (2017, 2018)
 1 - Evansville (1996)
 1 - Missouri State (1999)
 1 - Tulsa (1991)

Host Success

Tournament hosts have won the championship just six times (6-16 record) in league history. Former league member Creighton won the MVC Tournament three times on its home field (in six opportunities), while Bradley has taken home the MVC Tournament crown twice in eight tries and Drake won in its lone hosting opportunity (2009). Two other league members, including Evansville (0-3) and Missouri State (0-2) have failed to win the MVC Tournament in the year(s) it hosted. This year marks Loyola's first time hosting.

Double Champions

Since the 1991 season, the regular-season MVC champion has won the MVC Tournament in the same season 14 times. Former league members Creighton and SMU are the only two teams to accomplish this feat more than one time, as the Blue-jays were crowned both regular-season and tournament champions on eight different occasions, while the Mustangs achieved it twice. Current league members Bradley and Missouri State, and MVC member Tulsa and Central Arkansas, have each accomplished this once.

MVC Tournament Resumes

Below is a look at the MVC Men's Soccer Tournament history of each of the six competing teams:

Bradley

- 22nd MVC Tournament appearance
- 20-15-7 overall record
- 18 semifinal appearances (9-8-1 record)
- Nine title match appearances (3-6 record)
- Three MVC Tournament championships

Drake

- 24th MVC Tournament appearance
- 14-19-2 overall record
- 14 semifinal appearances (3-9-2 record)
- Three title match appearances (2-1 record)
- Two MVC Tournament championships

Evansville

- 21st MVC Tournament appearance
- 7-17-3 overall record
- Eight semifinal appearances (3-4-1 record)
- Three title match appearances (1-2 record)
- One MVC Tournament championship

Loyola

- Seventh MVC Tournament appearance
- 3-5-1 overall record
- Four semifinal appearances (1-2-1 record)
- one title match appearance (0-1 record)

Missouri State

- 24th MVC Tournament appearance
- 16-20-6 overall record
- 18 semifinal appearances (7-7-4 record)
- Nine title match appearances (1-8 record)
- One MVC Tournament championship

Valparaiso

- Third MVC Tournament appearance
- 0-2 (.000) overall record

Records In Title Matches

School	W-L-T
Creighton	13-4-0
Central Arkansas	2-0-0
#SMU	2-0-1
Drake	2-1-0
\$SIUE	2-2-1
#\$Bradley	2-5-2
Evansville	1-2-0
Tulsa	1-2-0
Missouri State	1-8-0
Illinois State	0-2-0
Loyola Chicago	0-1-0

-- Nov. 16, 2003 - SMU 1, Bradley 1 (SMU, 4-3)
 \$ - Nov. 14, 2010 - Bradley 0, SIUE 0 (BU, 4-3)

Overtime Championship Matches

Nov. 17, 1996 - Evansville 3, Creighton 2 (OT)
 Nov. 14, 1999 - Missouri State 2, Bradley 1 (OT)
 *Nov. 12, 2000 - Creighton 2, Bradley 1 (4OT)
 !Nov. 18, 2001 - SMU 2, Creighton 1 (4OT)
 Nov. 5, 2006 - Creighton 2, Bradley 1 (OT)
 Nov. 18, 2014 - SIUE 1, Missouri State 0 (2OT)
 Nov. 12, 2017 - Central Arkansas 1, Missouri State 0 (OT)

*--Longest match in tournament history as game-winning goal was scored at 140:48.

!--Second-longest match in tournament history as game-winning goal was scored at 139:54.

Championship Settled With PKs

Nov. 16, 2003 - SMU 1, Bradley 1 (SMU, 4-3)
 Nov. 14, 2010 - Bradley 0, SIUE 0 (BU, 4-3)

NCAA Tournament Appearances

School	Number	Last
Creighton	20	2012
Bradley	7	2013
SMU	5	2004
Drake	3	2015
Missouri State	3	2009
Tulsa	3	2004
SIUE	2	2016
Central Arkansas	2	2019
Evansville	1	1996
Loyola	1	2016

NCAA Tournament Advancements

School (All-Time Record) Best Result

Bradley (4-6-1)	2007 Quarters
Central Arkansas (0-2-0)	1st Round - Last in 2018
Creighton (29-15-5)	2000 Title Match
Drake (4-2-0)	2009 Quarters
Evansville (0-1-0)	1996 1st Round
Loyola (1-1-0)	2016 2nd Round
Missouri State (0-3-0)	1st Round - Last in 2009
SIUE (1-2-2)	2016 3rd Round
SMU (7-5-0)	2000 Semis
Tulsa (4-2-1)	2004 Quarters

MVC Selections for NCAA Tourney

Number	Times	Last
Three Teams	4	2004
Two Teams	12	2016
One Team	12	2018

MVC SOCCER NOTES

Last Team Standing

Missouri State extended its winning streak to 16 games with Saturday's win over Drake. The winning streak ranks first nationally and sets a new program record.

Missouri State is the first MVC program to start a season 16-0-0 since SMU started the 2001 season 21-0-0 before suffering its only loss in the NCAA Tournament Quarterfinals to St. John's.

The Bears are the only team still sitting perfect in all of NCAA Division I.

Missouri State's 16-0 start is the best start in NCAA history since the 2009 Akron team opened its season by going 23-0 (lost in national championship to Virginia).

Historical Win Streak

Missouri State finished 10-0-0 in Valley play, becoming the first team in league history to go 10-0-0 in league play. The streak is the longest league win streak in Valley history.

Longest MVC Match Win Streaks (Valley History)

1. Missouri State (2019).....	10
2. SMU (2001, 2004)	9
3. SMU (2000).....	8

Missouri State's 16 match win streak is also moving up the Valley historical charts.

Longest Overall Win Streaks (Valley History)

1. SMU (2001).....	21
2. Creighton (1993).....	19
3. Missouri State (2019).....	16
4. SMU (2000).....	14
5. Missouri State (1999)	12

High Scoring Bears

Missouri State has scored 39 goals on the season, marking their best season output this decade. The Bears have only led The Valley in scoring twice in league history, netting 59 goals in 1995 and 49 goals in 1999 (MVC Champs with 17-1-3 record). The 39 goals are the most in The Valley since Creighton netted 39 during their 2012 College Cup run. The last team to net 40 goals in a season was Creighton's 2011 College Cup team.

Scoring Streak

Matthew Bentley of Missouri State extended his scoring streak to eight-straight matches with the game-winning goal against Drake Saturday. Bentley has scored 11 goals during the eight-match streak, with three multi-goal performances (most in MVC). All 13 of his goals this season have come in Valley play.

The MVC record is 10-straight matches by Jimmy Dowell of Tulsa (Sept. 23, 1994 Oct. 25, 1994) (10th longest streak in NCAA History).

Dowell was the MVC Player of the Year during that 1994 season.

Elite on Both Ends

The Bears rank 9th nationally with a GAA of .612 (10 goals allowed) and rank 8th in goals per game (2.44). Missouri State joins Saint Mary's (CA) as the only teams nationally to rank Top 10 nationally in both categories.

NCAA Committee Rankings

The NCAA Division I Men's Soccer Committee announced its top 16 ranking on Friday, November 1. The top 16 correspond to the number of teams that are seeded in the 48-team NCAA Division I Men's Soccer Championship bracket. Missouri State appeared at No. 12 in the initial ranking.

Polling

Missouri State continues to appear in the national rankings this week, sitting in the top 10 at No. 9 in the latest United Soccer Coaches Top 25 poll, No. 12 in the TopDrawerSoccer.com Top 25 and No. 11 in the College Soccer News Top 30 poll.

Loyola is receiving votes in the College Soccer News poll.

The Bears are the fourth team in program history to receive a top-10 ranking in the national poll, joining the 1999, 2000, and 2005 teams.

MSU's highest ranking came in the 2000 season with a No. 3 spot in the Sept. 11 poll.

MVC in Regional Rankings

The MVC has three teams ranked in the latest United Soccer Coaches West Regional rankings released on Tuesday (Nov. 12). Missouri State remained in the top spot in the region and sits No. 1, while Loyola (5th) and Bradley (9th) also appear in the poll.

Special 12th Man

In a tale of two remarkable journeys coming together, the 2019 Missouri State men's soccer team features an incredible teammate, Nick Heun, as its 12th-man this season. A 10-year old from Bruner, Mo., Nick was diagnosed with immunity and neurological disorders at the age of 5 which requires frequent trips to St. Louis for treatments. Courtesy of Team Impact, Nick joined the Missouri State men's soccer team on Aug. 14, 2019 with a live-signing in front of family, friends, and his new teammates. Nick and the rest of the Heun family, Amanda (Mom), John (Dad), Matthew (Brother), and Evie (Sister), have joined a Bears' squad that is in the midst of their greatest start in program history with a 15-0 record. Nick has been at practices and every home soccer match, helping the team get ready in warmups and cheering them on from the sideline. Missouri State held its own special "Nick at Night" for the Oct. 1 match against Omaha, distributing personalized "Nick's Journey" wristbands for fans as Nick was announced in the starting lineup of the Bears' 1-0 win. Nick has brought an inspiring energy and positive attitude for the 2019 MSU Bears as we recognize his courage and support as our 12th-man.

AMONG NCAA LEADERS

Here is a statistical look where Missouri Valley Conference teams and individuals rank nationally in the Top 10 (Through Nov. 11):

TEAM:

Assists per Game:MSU, 9th (2.25)
Fouls per Game: MSU, 10th (9.88)
Points per Game:..... MSU, 8th (7.13)
Saves per Game:.....VALPO, 9th (5.53)
Scoring Offense:.....MSU, 8th (2.44)
Team GAA:.....MSU, 9th (.612)
W-L-T %:.....MSU, 1st (1.000)

INDIVIDUAL:

Game Winning Goals:
..... Matthew Bentley, MSU, 8th (5)
Goals per Game:
..... Matthew Bentley, MSU, 10th (0.81)
Total Goals:
.....Matthew Bentley, MSU, 10th (13)

NCAA RPI

RPI Update

According to official RPI Update from the NCAA (Nov. 11), Missouri State sits 11th in the RPI with Loyola coming in at No. 41. The MVC ranks 12th as a conference.

	014	021	028	N4	N11
BRAD	138	133	118	151	145
DU	133	111	120	128	108
UE	175	167	160	172	176
LUC	41	31	36	38	41
MSU	20	10	14	11	11
VALPO	140	140	146	139	133

BIG GAMES

2+ Goals in a Game

3 - Cole Rainwater (VALPO) vs. IU-Northwest - Sept. 2
2 - Billy Hency (LUC) vs. DePaul - Sept. 13
2 - Ben Stroud (MSU) at Western Illinois - Sept. 26
2 - Aidan Megally (LUC) at Drake - Sept. 29
2 - Matthew Bentley (MSU) at Evansville - Oct. 5
2 - Aidan Megally (LUC) at Northwestern - Oct. 9
2 - Matthew Bentley (MSU) vs. Bradley - Oct. 9
2 - Austin Smyth (DU) at Loyola - Oct. 26
2 - Matthew Bentley (MSU) at Valpo - Oct. 30
2 - Gerit Wintermeyer (BRAD) vs. Evansville - Nov. 9
2 - Justin Sukow (LUC) at Valpo - Nov. 9

2+Assists in a Game

3 - Adan Garcia (VALPO) at Drake - Oct. 23
2 - Austin Smyth (DU) vs UNLV - Sept. 6
2 - Jack Denton (MSU) at UMKC - Sept. 7
2 - Hugo Jonsson (MSU) vs. Tulsa - Sept. 14
2 - Matthew Bentley (MSU) at Western Illinois - Sept. 26

Solid Profile

Loyola is also pushing for an at-large berth into the NCAA field. The Ramblers sit 41st in RPI and have played the 70th toughest schedule nationally. All four Loyola losses are to Top 40 RPI teams and are all one goal losses. Until falling to Missouri State on Nov. 3, Loyola hadn't lost a match since Sept. 22.

Against the Field

The MVC holds a winning record against five leagues in non-conference play (American East, Big South, Summit, Sun Belt and WAC) and at least a .500 mark against another two (American and Big Ten).

Against the 2018 NCAA Field

The Valley has won two matches against 2018 NCAA Tournament teams and sits 2-3-1 in games against teams that played in the NCAA field a year ago.

Missouri State earned a 1-0 win at home over Central Arkansas and Loyola beat UIC 3-1.

POSTSEASON SUCCESS

6

COLLEGE CUP

CREIGHTON - 1996, 2000, 2002, 2011, 2012
SMU - 2000

14

QUARTERFINALS

CREIGHTON - 1996, 1998, 2000, 2002, 2003, 2005, 2008, 2011, 2012
SMU - 2000, 2001
BRADLEY - 2007
TULSA - 2004
DRAKE - 2009

THE VALLEY HAS EARNED MULTIPLE NCAA MEN'S SOCCER TOURNAMENT BIDS 16 TIMES

TWO TEAMS



THREE TEAMS



Missouri Valley Conference vs. Non-Conference Opponents (19-17-4, .525)

Overall: 19-17-4 (.525)

Home: 13-3-2 • **Away:** 6-14-2 • **Neut:** 0-0-0 • **Top-25:** 0-2

America East.....1-0 (H: 1-0)

Vermont 1-0
at Loyola W, 2-1

American Athletic.....1-1 (H: 1-0; A: 0-1)

SMU 0-1
Valparaiso..... L, 6-0
Tulsa 1-0
at Missouri State..... W, 2-1 (OT)

Atlantic Sun.....0-0-1 (A: 0-0-1)

Lipscomb 0-0-1
Evansville T, 1-1

Big East.....1-2 (H: 1-0; A: 0-2)

Butler 0-1
Evansville L, 2-0
DePaul 1-1
Drake L, 3-0
at Loyola W, 4-2

Big South.....1-0 (H: 1-0)

UNC-Ashville 1-0
at Evansville W, 1-0

Big West.....0-1 (A: 0-1)

Cal State Fullerton 0-1
Loyola L, 2-1

Big Ten.....1-1 (A: 1-1)

Indiana 0-1
Evansville L, 5-1
Northwestern 1-0
Loyola W, 2-0

Horizon.....2-4-2 (H: 2-1-1; A: 0-3-1)

Green Bay 0-0-1
Valparaiso..... T, 1-1
UIC 1-1
at Loyola W, 3-1
Valparaiso..... L, 5-1
IUPUI 1-0
at Bradley W, 1-0
Milwaukee 0-2
at Drake L, 2-0
Valparaiso..... L, 2-0
Northern Kentucky..... 0-1
Bradley..... L, 5-0
Oakland 0-0-1
at Bradley T, 2-2

Mid-American.....1-3 (H: 1-0; A: 0-3)

Northern Illinois..... 1-1
Bradley..... L, 2-1
at Loyola W, 1-0
SIUE 0-2
Evansville L, 4-3
Valparaiso..... L, 3-0

Southern.....0-0-1 (H: 0-0-1)

Belmont 0-0-1
at Bradley T, 0-0

Summit.....5-3 (H: 2-1; A: 3-2)

Eastern Illinois..... 1-1
at Bradley L, 1-0
at Evansville W, 3-1
Omaha 1-0
at Missouri State..... W, 1-0
Oral Roberts 0-2
Drake L, 4-1
Valparaiso..... L, 2-1 (OT)
Western Illinois..... 3-0
Bradley..... W, 2-1
Drake W, 1-0
Missouri State W, 4-0

Sun Belt.....1-0 (H: 1-0)

Central Arkansas..... 1-0
at Missouri State..... W, 1-0

West Coast.....1-2 (H: 0-1; A: 1-1)

Loyola Marymount 0-1
Loyola L, 1-0
Santa Clara..... 1-1
at Evansville L, 2-0
Missouri State W, 1-0

WAC.....3-0 (H: 2-0; A: 1-0)

UMKC 2-0
at Drake W, 1-0
Missouri State W, 3-0
UNLV 1-0
at Drake W, 4-3

Non-Division I.....1-0 (H: 1-0)

IU Northwest..... 1-0
at Valparaiso W, 8-2

Top 25.....0-2 (A: 0-2)

#10 Indiana 0-1
Evansville L, 5-1
#22 SMU..... 0-1
Valparaiso..... L, 6-0

2018 NCAA Teams.....2-3-1 (H: 2-0; A: 0-3-1)

Central Arkansas..... 1-0
at Missouri State..... W, 1-0
UIC 1-1
at Loyola W, 3-1
Valparaiso..... L, 5-1
Indiana..... 0-1
Evansville L, 5-1
Lipscomb 0-0-1
Evansville T, 1-1
SMU 0-1
Valparaiso..... L, 6-0

BRADLEY (7-6-4, 5-3-2 MVC)

300 Wins for Braves

Bradley's 33rd regular-season finale as a NCAA Division I program produced its 300th all-time victory. The 2-1 win Saturday versus Evansville improved Bradley's all-time record to 300-304-65. In his 24th year as Bradley's head coach, Jim DeRose improved to 249-190-54 (.560), meaning he is responsible for 83.0 percent of the program's all-time wins.



Back-to-Back for Three

The No. 3 seed in this week's MVC Men's Soccer Championship, Bradley will open tourney play by facing No. 6 seed Evansville in Wednesday's second first-round game. Bradley ended the regular season with a 2-1 win against Evansville Saturday at Shea Stadium, completing its 13th two-game sweep against the same opponent in a season. As the Braves prepare for Wednesday's third matchup against the Purple Aces, Bradley has never beaten the same team three times in the same year. Wednesday's matchup marks the fourth time (all since 2012) the Braves will meet the same opponent in its first MVC Tournament game it faced in their regular-season finale: Bradley had played both UCA and Drake to 1-1 ties in the regular-season finale before dropping 1-0 decisions to the same team in the first round of the 2012 and 2015 tournaments. The Braves dealt Evansville a 2-1 loss in double overtime in the 2013 regular-season finale before handing the Purple Aces another double overtime loss, 3-2, in the first round of the tournament.

Date	Opponent	Location	Network	Time
A30	Belmont	T, 0-0		0-0-1
Danny Dahlquist Memorial Game				
S6	IUPUI	W, 1-0		1-0-1
S8	Oakland	T, 2-2		1-0-2
S13	Eastern Illinois	L, 1-0		1-1-2
S15	at Northern Illinois	L, 2-1		1-2-2
S21	*at Drake	L, 2-0		1-3-2, 0-1
S25	*at Loyola	T, 0-0		1-3-3, 0-1-1
O1	*at Valparaiso	W, 2-1 (2OT)		2-3-3, 1-1-1
O5	*Drake	W, 1-0		3-3-3, 2-1-1
O9	*at #14 Missouri State	L, 3-0		3-4-3, 2-2-1
O13	*at Evansville	W, 1-0		4-4-3, 3-2-1
O19	*#14 Missouri State	L, 2-1		4-5-3, 3-3-1
O23	*Loyola	T, 0-0		4-5-4, 3-3-2
O27	*Valparaiso	W, 1-0		5-5-4, 4-3-2
N1	at Northern Kentucky	L, 5-0		5-6-4
N4	at Western Illinois	W, 2-1		6-6-4
N9	*Evansville	W, 2-1		7-6-4, 5-3-2

MVC Tournament			
N13-17	Chicago, Ill.	(ESPN+)	

*MVC Games; Times are CST (unless noted) and subject to change

DRAKE (7-8-1, 4-5-1 MVC)

Defensive Goal

Liam Wilson, a defender, scored his career-best second goal of the season against Missouri State. He headed home a corner kick delivered by Cole Poppen in the 40th minute. The two also connected just before halftime in Drake's first meeting with the Bears on Oct. 13 for Wilson's first goal of the year.



Celebrate Seniors

The Bulldogs celebrated nine seniors during Senior Day against Missouri State. The group has won 26 games while donning the blue and white.

Date	Opponent	Location	Network	Time
A30	at Oral Roberts	L, 1-4		0-1
S2	Milwaukee	L, 0-2		0-2
S6	UNLV	W, 4-3		1-2
S9	at DePaul	L, 3-0		1-3
S14	UMKC	W, 1-0		2-3
S17	at Western Illinois	W, 1-0		3-3
S21	*Bradley	W, 2-0		4-3, 1-0
S25	*at Valparaiso	W, 2-0		5-3, 2-0
S29	*Loyola	L, 2-1 (2OT)		5-4, 2-1
O5	*at Bradley	L, 1-0		5-5, 2-2
O9	*Evansville	W, 1-0		6-5, 3-2
O13	*at #14 Missouri State	L, 3-1		6-6, 3-3
O19	*at Evansville	W, 2-0		7-6, 4-3
O23	*Valparaiso	L, 3-1		7-7, 4-4
O27	*at Loyola	T, 3-3		7-7-1, 4-4-1
N9	*#10 Missouri State	L, 3-1		7-8-1, 4-5-1

MVC Tournament		
N13-17	Chicago, Ill.	(ESPN+)

*MVC Games; Times are CST (unless noted) and subject to change

EVANSVILLE (2-14-1, 0-10 MVC)

Garvey's First Goal

On Saturday in the regular season finale against Bradley, freshman Ethan Garvey scored his first collegiate goal in the 18th minute. Garvey is one of four Aces to score their first collegiate goal for the Aces this season, joining Simon Paez Abedanck, Matic Pavlic, and Jakub Hall.



Aces In the Championship

Evansville heads to the MVC Championship in Chicago, Ill. as the six seed and will face the three seed Bradley. In two of the last three tournament appearances, the Aces have advanced past the opening round, doing so in 2016 and 2017.

Vs. Bradley in MVC Tournament

The Aces are set for their fourth meeting all-time with the Braves in the MVC Championship. Evansville has never defeated Bradley in the post-season championship, holding an 0-2-1 record against the Braves. The two teams last met in the championship in 2014 when Bradley earned a 1-0 win over the Aces.

Date	Opponent	Location	Network	Time
A30	Eastern Illinois	W, 3-1		1-0
S2	at Butler	L, 0-2		1-1
S6	at SIUE	L, 4-3		1-2
S10	at Lipscomb	T, 1-1		1-2-1
S14	UNC Asheville	W, 1-0		2-2-1
S18	*Loyola	L, 2-1		2-3-1, 0-1
S22	*at Valparaiso	L, 2-1		2-4-1, 0-2
S29	Santa Clara	L, 2-0		2-5-1
O5	*#17 Missouri State	L, 4-0		2-6-1, 0-3
O9	*at Drake	L, 1-0		2-7-1, 0-4
O13	*Bradley	L, 1-0		2-8-1, 0-5
O19	*Drake	L, 2-0		2-9-1, 0-6
O22	at #10 Indiana	L, 5-1		2-10-1
O26	*at #9 Missouri State	L, 2-1		2-11-1, 0-7
O30	*at Loyola	L, 1-0		2-12-1, 0-8
N3	*Valparaiso	L, 1-0		2-13-1, 0-9
N9	*at Bradley	L, 2-1		2-14-1, 0-10

MVC Tournament			
N13-17	Chicago, Ill.	(ESPN+)	

*MVC Games; Times are CST (unless noted) and subject to change

LOYOLA (10-4-3, 5-2-3 MVC)

Seventh Shutout

Loyola recorded its seventh shutout of the season after defeating Valparaiso 3-0 on Saturday. Marcel Kampman is tied for first in the MVC for shutouts with Bradley's Nathan Wisbey. Kampman still leads all MVC goalkeepers in minutes, playing every minute of all 17 matches this season.



Creating Opportunities

The Ramblers have out-shot their opponents in 11 matches and tied in two this season. Loyola has taken 208 shots which sits second in the MVC. Senior Aidan Megally leads the shot efforts for the Ramblers with 63 shots and 27 shots on goal.

Tournament History

Since joining the Missouri Valley in 2013, Loyola has won the MVC Championship once, finishing with a 14-4-1 record in 2016. With an opening round bye, the Ramblers will jump straight to the semi-finals on Friday and could potentially re-visit the MVC Championship match on Sunday.

Date	Opponent	Location	Network	Time
Hampton Inn at Loyola Chicago Classic				
A30	Vermont	W, 2-1		1-0
S2	Northern Illinois	W, 1-0		2-0
S6	at Cal State Fullerton	L, 2-1		2-1
S8	at Loyola Marymount	L, 1-0		2-2
S13	DePaul	W, 4-2		3-2
S18	*at Evansville	W, 2-1		4-2, 1-0
S22	*Missouri State	L, 2-1 (OT)		4-3, 1-1
S25	*Bradley	T, 0-0 (2OT)		4-3-1, 1-1-1
S29	*at Drake	W, 2-1 (2OT)		5-3-1, 2-1-1
O9	at Northwestern	W, 2-0		6-3-1
O12	*Valparaiso	W, 2-0		7-3-1, 3-1-1
O15	UIC	W, 3-1		8-3-1
O23	*at Bradley	T, 0-0 (2OT)		8-3-2, 3-1-2
O27	*Drake	T, 3-3 (2OT)		8-3-3, 3-1-3
O30	*Evansville	W, 1-0		9-3-3, 4-1-3
N3	*at #9 Missouri State	L, 2-1		9-4-3, 4-2-3
N9	*at Valparaiso	W, 3-0		10-4-3, 5-2-3

MVC Tournament			
N13-17	Chicago, Ill.	(ESPN+)	

*MVC Games; Times are CST (unless noted) and subject to change

#9 MISSOURI STATE (16-0, 10-0 MVC)

Historic Regular Season

As the only team in program history to go 16-0, Missouri State became the first NCAA Division-I team to post a perfect regular-season record since Akron in 2009. The 16-game winning streak is the nation's longest active winning streak and is the most consecutive wins since that 2009 Akron team won 23 games in a row. Missouri State becomes the first Valley team to boast a 10-0 record in league play.



High Scoring Attack

The Bears are outscoring opponents 39-10 on the year, giving MSU its highest goal total since the 1999 team recorded 49 goals.

Date	Opponent	Location	Network	Time
A29	Kansas City	Cancelled		0-0
S2	at Santa Clara	W, 1-0		1-0
S7	at Kansas City	W, 3-0		2-0
S10	Central Arkansas	W, 1-0		3-0
S14	Tulsa	W, 2-1 (OT)		4-0
S18	*Valparaiso	W, 3-1		5-0, 1-0
S22	*at Loyola	W, 2-1 (OT)		6-0, 2-0
S26	at Western Illinois	W, 4-0		7-0
O1	Omaha	W, 1-0 (OT)		8-0
O5	*at Evansville	W, 4-0		9-0, 3-0
O9	*Bradley	W, 3-0		10-0, 4-0
O13	*Drake	W, 3-1		11-0, 5-0
O19	*at Bradley	W, 2-1		12-0, 6-0
O26	*Evansville	W, 2-1		13-0, 7-0
O30	*at Valparaiso	W, 3-2 (OT)		14-0, 8-0
N3	*Loyola	W, 2-1		15-0, 9-0
N9	*at Drake	W, 3-1		16-0, 10-0

MVC Tournament

N13-17 Chicago, Ill. (ESPN+)

*MVC Games; Times are CST (unless noted) and subject to change

VALPARAISO (4-12-1, 3-7 MVC)

Third Time's a Charm?

Since Valpo joined the Missouri Valley Conference, tournament time has meant one thing: a first-round matchup with the Drake Bulldogs. The two teams will square off in the first round of the event for the third consecutive season on Wednesday, with the Brown & Gold hoping that this year will provide a more favorable result than either of the first two seasons. Valpo's maiden voyage in The Valley in 2017 ended with a 4-2 defeat to the Bulldogs in a game played at Bradley, while last year saw Drake prevail in a first-round meeting as Steven Enna's golden goal in the 105th minute lifted the team to a 2-1 victory. The last two years are the first time in the history of Valpo's program that the season has ended with a conference-tournament defeat to the same team in consecutive seasons.



Back In Rogers Park

Valpo has played a conference tournament game at Loyola before, taking on the Ramblers in a campus-site first-round Horizon League Championship matchup back in 2008. The hosts prevailed 4-1. In total, the program has played 15 matches at Loyola, seven of which have come since Mike Avery took over the program in 2007. The Loyola Soccer Complex was the site of Valpo's first ever Missouri Valley Conference match, a 2-1 victory on Sept. 1, 2017 against a nationally-ranked Ramblers side that was the defending conference champion. That snapped a 24-match home unbeaten streak for Loyola.

Holst Atop Valley

Freshman Edvin Holst is hoping to become the first Valpo goalkeeper to lead a league in saves since Ryan Schwarz in 2007. Holst is up to 65 in 12 games this season, nine ahead of Evansville's Frederick Reimer but in nine fewer games. Holst is by far the league leader in saves per game at 5.42 and ranks second in save percentage at .730. He is eighth nationally in saves per game through Nov. 7.

Date	Opponent	Location	Network	Time
A30	at Green Bay	T, 1-1 (2OT)		0-0-1
S2	IU Northwest	W, 8-2		1-0-1
S6	at UIC	L, 5-1		1-1-1
S13	at #22 SMU	L, 6-0		1-2-1
S15	at Oral Roberts	L, 2-1 (2OT)		1-3-1
S18	*at Missouri State	L, 3-1		1-4-1, 0-1
S22	*Evansville	W, 2-1		2-4-1, 1-1
S25	*Drake	L, 2-0		2-5-1, 1-2
O1	*Bradley	L, 2-1 (2OT)		2-6-1, 1-3
O5	at SIUE	L, 3-0		2-7-1
O12	*at Loyola	L, 2-0		2-8-1, 1-4
O19	at Milwaukee	L, 2-0		2-9-1
O23	*at Drake	W, 3-1		3-9-1, 2-4
O27	*at Bradley	L, 1-0		3-10-1, 2-5
O30	*#9 Missouri State	L, 3-2 (OT)		3-11-1, 2-6
N3	*at Evansville	W, 1-0		4-11-1, 3-6
N9	*Loyola	L, 3-0		4-12-1, 3-7

MVC Tournament

N13-17 Chicago, Ill. (ESPN+)

*MVC Games; Times are CST (unless noted) and subject to change

1991 (Tulsa, Okla.)*Quarterfinal 1: Missouri State 2, Drake 1*

Nov. 8, 1991 • Skelly Stadium • Tulsa, Okla.
Score: 1 2 OT OT F
Drake 0 1 -- -- 1
Missouri State 0 2 -- -- 2

Quarterfinal 2: Illinois State 3, Bradley 1

Nov. 8, 1991 • Skelly Stadium • Tulsa, Okla.
Score: 1 2 OT OT F
Bradley 0 1 -- -- 1
Illinois State 2 1 -- -- 3

Semifinal 1: Tulsa 2, Missouri State 1

Nov. 9, 1991 • Skelly Stadium • Tulsa, Okla.
Score: 1 2 OT OT F
Missouri State 0 1 -- -- 1
Tulsa 1 1 -- -- 2

Semifinal 2: Illinois State 2, Creighton 0

Nov. 9, 1991 • Skelly Stadium • Tulsa, Okla.
Score: 1 2 OT OT F
Illinois State 1 1 -- -- 2
Creighton 0 0 -- -- 0

Final: Tulsa 2, Illinois State 1

Nov. 10, 1991 • Skelly Stadium • Tulsa, Okla.
Score: 1 2 OT OT F
Illinois State 1 0 -- -- 1
Tulsa 1 1 -- -- 2

1992 (Omaha, Neb.)*Semifinal 1: Illinois State 2, Bradley 0*

Nov. 7, 1992 • Tranquility Park • Omaha, Neb.
Score: 1 2 OT OT F
Bradley 0 0 -- -- 0
Illinois State 1 1 -- -- 2

Semifinal 2: Creighton 4, Drake 1

Nov. 7, 1992 • Tranquility Park • Omaha, Neb.
Score: 1 2 OT OT F
Drake 0 1 -- -- 1
Creighton 4 0 -- -- 4

Final: Creighton 6, Illinois State 2

Nov. 8, 1992 • Tranquility Park • Omaha, Neb.
Score: 1 2 OT OT F
Illinois State 1 1 -- -- 2
Creighton 3 3 -- -- 6

1993 (Omaha, Neb.)*Semifinal 1: Creighton 2, Drake 1*

Nov. 6, 1993 • Tranquility Park • Omaha, Neb.
Score: 1 2 OT OT F
Drake 1 0 -- -- 1
Creighton 2 0 -- -- 2

Semifinal 2: Tulsa 3, Illinois State 2 (OT)

Nov. 6, 1993 • Tranquility Park • Omaha, Neb.
Score: 1 2 OT OT F
Illinois State 0 2 0 -- 2
Tulsa 1 1 1 -- 3

Final: Creighton 2, Tulsa 0

Nov. 7, 1993 • Tranquility Park • Omaha, Neb.
Score: 1 2 OT OT F
Tulsa 0 0 -- -- 0
Creighton 1 1 -- -- 2

1994 (At Higher Seeds)*Semifinal 1: Drake 2, Illinois State 1*

Nov. 9, 1994 • Drake Soccer Field • Des Moines
Score: 1 2 OT OT F
Illinois State 1 0 -- -- 1
Drake 0 2 -- -- 2

Semifinal 2: Creighton 3, Evansville 2 (2OT)

Nov. 9, 1994 • Tranquility Park • Omaha, Neb.
Score: 1 2 OT OT F
Evansville 0 1 1 0 2
Creighton 1 0 0 2 3

Final: Creighton 1, Drake 0

Nov. 13, 1994 • Tranquility Park • Omaha, Neb.
Score: 1 2 OT OT F
Drake 0 0 -- -- 0
Creighton 0 1 -- -- 1

1995 (Evansville, Ind.)*Semifinal 1: Creighton 5, Missouri State 2*

Nov. 3, 1995 • Black Beauty Field • Evansville, Ind.
Score: 1 2 OT OT F
Missouri State 0 2 -- -- 2
Creighton 0 5 -- -- 5

Semifinal 2: Evansville 4, Tulsa 0

Nov. 3, 1995 • Black Beauty Field • Evansville, Ind.
Score: 1 2 OT OT F
Tulsa 0 0 -- -- 0
Evansville 2 2 -- -- 4

Final: Creighton 2, Evansville 1

Nov. 5, 1995 • Black Beauty Field • Evansville, Ind.
Score: 1 2 OT OT F
Evansville 0 1 -- -- 1
Creighton 1 1 -- -- 2

1996 (Omaha, Neb.)*Semifinal 1: Evansville 1, Missouri State 0 (OT)*

Nov. 15, 1996 • Tranquility Park • Omaha, Neb.
Score: 1 2 OT OT F
Missouri State 0 0 0 -- 0
Evansville 0 0 1 -- 1

Semifinal 2: Creighton 6, Drake 0

Nov. 15, 1996 • Tranquility Park • Omaha, Neb.
Score: 1 2 OT OT F
Drake 0 0 -- -- 0
Creighton 3 3 -- -- 6

Final: Evansville 3, Creighton 2 (OT)

Nov. 17, 1996 • Tranquility Park • Omaha, Neb.
Score: 1 2 OT OT F
Evansville 1 1 1 -- 3
Creighton 1 1 0 -- 2

1997 (Evansville, Ind.)*First Round 1: Vanderbilt 2, Eastern Illinois 0*

Nov. 13, 1997 • Black Beauty Field • Evansville, Ind.
Score: 1 2 OT OT F
Vanderbilt 1 1 -- -- 2
Eastern Illinois 0 0 -- -- 0

First Round 2: Drake 2, Evansville 0

Nov. 13, 1997 • Black Beauty Field • Evansville, Ind.
Score: 1 2 OT OT F
Drake 1 1 -- -- 2
Evansville 0 0 -- -- 0

Semifinal 1: Missouri State 4, Vanderbilt 1

Nov. 15, 1997 • Coke Fields • Evansville, Ind.
Score: 1 2 OT OT F
Missouri State 1 3 -- -- 4
Vanderbilt 1 0 -- -- 1

Semifinal 2: Creighton 3, Drake 0

Nov. 15, 1997 • Coke Fields • Evansville, Ind.
Score: 1 2 OT OT F
Drake 0 0 -- -- 0
Creighton 2 1 -- -- 3

Final: Creighton 4, Missouri State 1

Nov. 16, 1997 • Coke Fields • Evansville, Ind.
Score: 1 2 OT OT F
Creighton 2 2 -- -- 4
Missouri State 1 0 -- -- 1

1998 (Springfield, Mo.)*First Round 1: Eastern Illinois 2, Western Kentucky 2*

Nov. 12, 1998 • Cooper Park • Springfield, Mo.
Score: 1 2 OT OT F
Eastern Illinois 0 1 -- -- 1
Western Kentucky 1 1 -- -- 2

First Round 2: Missouri State 2, Vanderbilt 0

Nov. 12, 1998 • Cooper Park • Springfield, Mo.
Score: 1 2 OT OT F
Vanderbilt 0 0 -- -- 0
Missouri State 0 2 -- -- 2

Semifinal 1: Creighton 1, Eastern Illinois 0

Nov. 13, 1998 • Cooper Park • Springfield, Mo.
Score: 1 2 OT OT F
Eastern Illinois 0 0 -- -- 0
Creighton 1 0 -- -- 1

Semifinal 2: Missouri State 1, Bradley 0

Nov. 13, 1998 • Cooper Park • Springfield, Mo.
Score: 1 2 OT OT F
Bradley 0 0 -- -- 0
Missouri State 0 1 -- -- 1

Final: Creighton 1, Missouri State 0

Nov. 15, 1998 • Cooper Park • Springfield, Mo.
Score: 1 2 OT OT F
Creighton 1 0 -- -- 1
Missouri State 0 0 -- -- 0

1999 (Peoria, Ill.)*First Round 1: Evansville 2, Vanderbilt 1*

Nov. 7, 1999 • Nashville, Tenn.
Score: 1 2 OT OT F
Evansville 2 0 -- -- 2
Missouri State 0 1 -- -- 1

First Round 2: Bradley 4, Western Kentucky 2

Nov. 7, 1999 • Smith Stadium • Bowling Green, Ky.
Score: 1 2 OT OT F
Bradley 2 2 -- -- 4
Western Kentucky 1 1 -- -- 2

Semifinal 1: Missouri State 1, Evansville 0

Nov. 12, 1999 • Chiefs Club Field • Peoria, Ill.
Score: 1 2 OT OT F
Evansville 0 0 0 -- 0
Missouri State 0 0 1 -- 1

Semifinal 2: Bradley 1, Creighton 0

Nov. 12, 1999 • Chiefs Club Field • Peoria, Ill.
Score: 1 2 OT OT F
Creighton 0 0 -- -- 0
Bradley 1 0 -- -- 1

Final: Missouri State 2, Bradley 1 (OT)

Nov. 14, 1999 • Chiefs Club Field • Peoria, Ill.
Score: 1 2 OT OT F
Missouri State 0 1 1 -- 2
Bradley 1 0 0 -- 1

2000 (Maryland Heights, Mo.)*First Round 1: SMU 2, Missouri State 0*

Nov. 5, 2000 • Westcott Field • Dallas, Texas
Score: 1 2 OT OT F
Missouri State 0 0 -- -- 0
SMU 1 1 -- -- 2

First Round 2: Creighton 2, Tulsa 1

Nov. 5, 2000 • Tranquility Park • Omaha, Neb.
Score: 1 2 OT OT F
Tulsa 0 1 -- -- 1
Creighton 0 2 -- -- 2

First Round 3: Western Kentucky 3, Vanderbilt 2

Nov. 5, 2000 • WKU Soccer Complex • Bowling Green, Ky.
Score: 1 2 OT OT F
Vanderbilt 0 1 1 -- 2
Western Kentucky 1 0 0 -- 1

First Round 4: Bradley 3, Eastern Illinois 0

Nov. 5, 2000 • Chiefs Club Field • Peoria, Ill.
Score: 1 2 OT OT F
Eastern Illinois 0 0 -- -- 0
Bradley 0 3 -- -- 3

MEN'S SOCCER RECORDS

Semifinal 1: Bradley 1, SMU 0

Nov. 10, 2000 • SportPort • Maryland Heights, Mo.

Score:	1	2	OT	OT	F
Bradley	0	1	--	--	1
SMU	0	0	--	--	0

Semifinal 2: Creighton 3, Western Kentucky 2

Nov. 10, 2000 • SportPort • Maryland Heights, Mo.

Score:	1	2	OT	OT	F
Western Kentucky	0	2	--	--	2
Creighton	1	2	--	--	3

Final: Creighton 2, Bradley 1 (4OT)

Nov. 12, 2000 • SportPort • Maryland Heights, Mo.

Score:	1	2	OT	OT	OT	F
Bradley	0	1	0	0	0	1
Creighton	0	1	0	0	0	1 2*

*Longest tournament match in MVC history, with the winning goal scored at 140:48.

2001 (Maryland Heights, Mo.)

First Round 1: SMU 2, Vanderbilt 1 (2OT)

Nov. 9, 2001 • Wescott Field • Dallas, Texas

Score:	1	2	OT	OT	F
Vanderbilt	0	1	0	0	1
SMU	0	1	0	1	2

First Round 2: Missouri State 1, Western Kentucky 0 (2OT)

Nov. 9, 2001 • Cooper • Springfield, Mo.

Score:	1	2	OT	OT	F
Western Kentucky	0	0	0	0	0
Missouri State	0	0	0	1	1

First Round 3: Bradley 2, Tulsa 1

Nov. 9, 2001 • McClallen Park • Morton, Ill.

Score:	1	2	OT	OT	F
Tulsa	1	0	--	--	1
Bradley	0	2	--	--	2

First Round 4: Creighton 5, Evansville 3

Nov. 9, 2001 • Tranquility Park • Omaha, Neb.

Score:	1	2	OT	OT	F
Evansville	1	2	--	--	3
Creighton	3	2	--	--	5

Semifinal 1: SMU 2, Bradley 0

Nov. 16, 2001 • SportPort • Maryland Heights, Mo.

Score:	1	2	OT	OT	F
Bradley	0	0	--	--	0
SMU	0	2	--	--	2

Semifinal 2: Creighton 3, Missouri State 0

Nov. 16, 2001 • SportPort • Maryland Heights, Mo.

Score:	1	2	OT	OT	F
Creighton	1	2	--	--	3
Missouri State	0	0	--	--	0

Final: SMU 2, Creighton 1 (4OT)

Nov. 18, 2001 • SportPort • Maryland Heights, Mo.

Score:	1	2	OT	OT	OT	F
Creighton	0	1	0	0	0	1
SMU	0	1	0	0	0	1 2*

*Second longest tournament match in MVC history with the winning goal scored at 139:54.

2002 (Maryland Heights, Mo.)

First Round 1: SMU 4, Evansville 0

Nov. 8, 2002 • Wescott Field • Dallas, Texas

Score:	1	2	OT	OT	F
Evansville	0	0	--	--	0
SMU	4	0	--	--	4

First Round 2: Bradley 2, Drake 1

Nov. 8, 2002 • Hidden Valley • Des Moines, Iowa

Score:	1	2	OT	OT	F
Bradley	1	1	--	--	2
Drake	0	1	--	--	1

First Round 3: Missouri State 1, Tulsa 0 (2OT)

Nov. 9, 2002 • Cooper Complex • Springfield, Mo.

Score:	1	2	OT	OT	F
Tulsa	0	0	0	0	0
Missouri State	0	0	0	1	1

First Round 4: Creighton 6, Eastern Illinois 0

Nov. 9, 2002 • Tranquility Park • Omaha, Neb.

Score:	1	2	OT	OT	F
Eastern Illinois	0	0	--	--	0
Creighton	2	4	--	--	6

Semifinal 1: Creighton 3, Missouri State 1

Nov. 15, 2002 • SportPort • Maryland Heights, Mo.

Score:	1	2	OT	OT	F
Missouri State	0	1	--	--	1
Creighton	0	3	--	--	3

Semifinal 2: Bradley 0, SMU 0 (BU, 3-1 PKs)

Nov. 15, 2002 • SportPort • Maryland Heights, Mo.

Score:	1	2	OT	OT	F
Bradley	0	0	0	0	0
SMU	0	0	0	0	0

Final: Creighton 1, Bradley 0

Nov. 17, 2002 • SportPort • Maryland Heights, Mo.

Score:	1	2	OT	OT	F
Bradley	0	0	--	--	0
Creighton	0	1	--	--	1

2003 (Maryland Heights, Mo.)

First Round 1: Missouri State 1, Creighton 0

Nov. 8, 2003 • Creighton Soccer Field • Omaha, Neb.

Score:	1	2	OT	OT	F
Missouri State	0	1	--	--	1
Creighton	0	0	--	--	0

First Round 2: Bradley 3, Drake 1

Nov. 7, 2003 • Shea Stadium • Peoria, Ill.

Score:	1	2	OT	OT	F
Drake	0	1	--	--	1
Bradley	0	3	--	--	3

First Round 3: Western Kentucky 2, Evansville 0

Nov. 8, 2003 • WKU Soccer Field • Bowling Green, Ky.

Score:	1	2	OT	OT	F
Evansville	0	0	--	--	0
Western Kentucky	1	1	--	--	2

First Round 4: SMU 1, Tulsa 0

Nov. 8, 2003 • Hurricane Soccer Stadium • Tulsa, Okla.

Score:	1	2	OT	OT	F
SMU	0	1	--	--	1
Tulsa	0	0	--	--	0

Semifinal 1: SMU 3, Western Kentucky 1

Nov. 14, 2003 • SportPort • Maryland Heights, Mo.

Score:	1	2	OT	OT	F
SMU	0	3	--	--	3
Western Kentucky	0	1	--	--	1

Semifinal 2: Missouri State 1, Bradley 1 (BU, 3-2 PKs)

Nov. 14, 2003 • SportPort • Maryland Heights, Mo.

Score:	1	2	OT	OT	F
Missouri State	1	0	0	0	1
Bradley	0	1	0	0	1

Final: SMU 1, Bradley 1 (SMU, 4-3 PKs)

Nov. 16, 2003 • SportPort • Maryland Heights, Mo.

Score:	1	2	OT	OT	F
SMU	0	1	0	0	1
Bradley	1	0	0	0	1

2004 (Omaha, Neb.)

First Round 1: Creighton 3, Evansville 1

Nov. 5, 2004 • Morrison Stadium • Omaha, Neb.

Score:	1	2	OT	OT	F
Evansville	1	0	--	--	1
Creighton	2	1	--	--	3

First Round 2: SMU 2, Vanderbilt 0

Nov. 5, 2004 • Wescott Field • Dallas, Texas

Score:	1	2	OT	OT	F
Vanderbilt	0	0	--	--	0
SMU	1	1	--	--	2

First Round 3: Tulsa 2, Missouri State 0

Nov. 6, 2004 • Hurricane Soccer Stadium • Tulsa, Okla.

Score:	1	2	OT	OT	F
Missouri State	0	0	--	--	0
Tulsa	0	2	--	--	2

First Round 4: Bradley 3, Drake 1

Nov. 6, 2004 • Shea Stadium • Peoria, Ill.

Score:	1	2	OT	OT	F
Drake	1	0	--	--	1
Bradley	2	1	--	--	3

Semifinal 1: Bradley 1, SMU 1 (2OT) (SMU, 4-3 PKs)

Nov. 12, 2004 • Morrison Stadium • Omaha, Neb.

Score:	1	2	OT	OT	F
Bradley	1	0	0	0	1
SMU	0	1	0	0	1

Semifinal 2: Creighton 1, Tulsa 1 (2OT) (Tulsa, 5-3 PKs)

Nov. 12, 2004 • Morrison Stadium • Omaha, Neb.

Score:	1	2	OT	OT	F
Creighton	1	0	0	0	1
Tulsa	0	1	0	0	1

Final: SMU 2, Tulsa 1

Nov. 14, 2004 • Morrison Stadium • Omaha, Neb.

Score:	1	2	OT	OT	F
Tulsa	0	1	--	--	1
SMU	0	2	--	--	2

2005 (Peoria, Ill.)

First Round 1: Vanderbilt 0, Eastern Illinois 0 (VU, 4-3 PKs)

Nov. 9, 2005 • Shea Stadium • Peoria, Ill.

Score:	1	2	OT	OT	F
Eastern Illinois	0	0	0	0	0
Vanderbilt	0	0	0	0	0

First Round 2: Drake 2, Missouri State 1

Nov. 9, 2005 • Shea Stadium • Peoria, Ill.

Score:	1	2	OT	OT	F
Missouri State	0	1	--	--	1
Drake	0	2	--	--	2

Semifinal 1: Creighton 4, Vanderbilt 0

Nov. 11, 2005 • Shea Stadium • Peoria, Ill.

Score:	1	2	OT	OT	F
Vanderbilt	0	0	--	--	0
Creighton	1	3	--	--	4

Semifinal 2: Bradley 1, Drake 0

Nov. 11, 2005 • Shea Stadium • Peoria, Ill.

Score:	1	2	OT	OT	F
Drake	0	0	--	--	0
Bradley	0	1	--	--	1

Final: Creighton 2, Bradley 0

Nov. 13, 2005 • Shea Stadium • Peoria, Ill.

Score:	1	2	OT	OT	F
Creighton	2	0	--	--	2
Bradley	0	0	--	--	0

2006 (Peoria, Ill.)

First Round 1: Eastern Illinois 3, Missouri State 1

Nov. 1, 2006 • Shea Stadium • Peoria, Ill.

Score:	1	2	OT	OT	F
Eastern Illinois	2	1	--	--	3
Missouri State	1	0	--	--	1

First Round 2: Drake 2, Evansville 0

Nov. 1, 2006 • Shea Stadium • Peoria, Ill.

Score:	1	2	OT	OT	F
Evansville	0	0	--	--	0
Drake	0	2	--	--	2

Semifinal 1: Creighton 2, Eastern Illinois 0

Nov. 3, 2006 • Shea Stadium • Peoria, Ill.

Score:	1	2	OT	OT	F
Eastern Illinois	0	0	--	--	0
Creighton	1	1	--	--	2

MEN'S SOCCER RECORDS

MVC TOURNAMENT HISTORY

Semifinal 2: Bradley 0, Drake 0 (BU 5-3 PKs)

Nov. 3, 2006 • Shea Stadium • Peoria, Ill.

Score:	1	2	OT	OT	F
Drake	0	0	0	0	0
Bradley	0	0	0	0	0

Final: Creighton 2, Bradley 1 (OT)

Nov. 5, 2006 • Shea Stadium • Peoria, Ill.

Score:	1	2	OT	OT	F
Creighton	0	1	1	--	2
Bradley	0	1	0	--	1

2007 (Omaha, Neb.)

First Round 1: Evansville 2, Missouri State 2 (UE, 4-3 PKs)

Nov. 14, 2007 • Morrison Stadium • Omaha, Neb.

Score:	1	2	OT	OT	F
Missouri State	1	1	0	0	2
Evansville	2	0	0	0	2

First Round 2: Eastern Illinois 1, Drake 0

Nov. 14, 2007 • Morrison Stadium • Omaha, Neb.

Score:	1	2	OT	OT	F
Eastern Illinois	0	1	--	--	1
Drake	0	0	--	--	0

Semifinal 1: Creighton 2, Evansville 0

Nov. 16, 2007 • Morrison Stadium • Omaha, Neb.

Score:	1	2	OT	OT	F
Evansville	0	0	--	--	0
Creighton	1	1	--	--	2

Semifinal 2: Bradley 2, Eastern Illinois 0

Nov. 16, 2007 • Morrison Stadium • Omaha, Neb.

Score:	1	2	OT	OT	F
Eastern Illinois	0	0	--	--	0
Bradley	1	1	--	--	2

Final: Bradley 1, Creighton 0

Nov. 18, 2007 • Morrison Stadium • Omaha, Neb.

Score:	1	2	OT	OT	F
Creighton	0	0	--	--	0
Bradley	0	1	--	--	1

2008 (Evansville, Ind.)

First Round 1: Missouri State 4, Eastern Illinois 1

Nov. 12, 2008 • Black Beauty Field • Evansville, Ind.

Score:	1	2	OT	OT	F
Eastern Illinois	1	0	--	--	1
Missouri State	2	2	--	--	4

First Round 2: Evansville 0, Bradley 0 (BU, 5-4 PKs)

Nov. 13, 2008 • Black Beauty Field • Evansville, Ind.

Score:	1	2	OT	OT	F
Bradley	0	0	0	0	0
Evansville	0	0	0	0	0

Semifinal 1: Drake 1, Missouri State 1 (MSU, 4-1 PKs)

Nov. 14, 2008 • Goebel Soccer Complex • Evansville, Ind.

Score:	1	2	OT	OT	F
Missouri State	1	0	0	0	1
Drake	1	0	0	0	1

Semifinal 2: Creighton 2, Bradley 0

Nov. 14, 2008 • Goebel Soccer Complex • Evansville, Ind.

Score:	1	2	OT	OT	F
Bradley	0	0	--	--	0
Creighton	1	1	--	--	2

Final: Creighton 1, Missouri State 0

Nov. 14, 2008 • Black Beauty Field • Evansville, Ind.

Score:	1	2	OT	OT	F
Missouri State	0	0	--	--	0
Creighton	1	0	--	--	1

2009 (Des Moines, Iowa)

Semifinal 1: Missouri State 1, Evansville 2 (OT)

Nov. 13, 2009 • Cownie Soccer Park • Des Moines, Iowa

Score:	1	2	OT	OT	F
Evansville	0	1	1	--	2
Missouri State	0	1	0	--	1

Semifinal 2: Drake 3, Creighton 1

Nov. 13, 2009 • Cownie Soccer Park • Des Moines, Iowa

Score:	1	2	OT	OT	F
Creighton	1	0	--	--	1
Drake	1	2	--	--	3

Final: Drake 2, Evansville 1

Nov. 15, 2009 • Cownie Soccer Park • Des Moines, Iowa

Score:	1	2	OT	OT	F
Evansville	1	0	--	--	1
Drake	1	1	--	--	2

2010 (Peoria, Ill.)

First Round 1: Missouri State 2, Evansville 0

Nov. 10, 2010 • Shea Stadium • Peoria, Ill.

Score:	1	2	OT	OT	F
Evansville	0	0	--	--	0
Missouri State	1	1	--	--	2

First Round 2: Bradley 1, Drake 0

Nov. 10, 2010 • Shea Stadium • Peoria, Ill.

Score:	1	2	OT	OT	F
Drake	0	0	--	--	0
Bradley	1	0	--	--	1

Semifinal 1: SIUE 2, Missouri State 1

Nov. 12, 2010 • Shea Stadium • Peoria, Ill.

Score:	1	2	OT	OT	F
Missouri State	0	1	--	--	1
SIUE	2	0	--	--	2

Semifinal 2: Bradley 3, Creighton 2

Nov. 12, 2010 • Shea Stadium • Peoria, Ill.

Score:	1	2	OT	OT	F
Creighton	2	0	--	--	2
Bradley	1	2	--	--	3

Final: Bradley 0, SIUE 0 (BU 4-3 PKs)

Nov. 14, 2010 • Shea Stadium • Peoria, Ill.

Score:	1	2	OT	OT	F
SIUE	0	0	0	0	0
Bradley	0	0	0	0	0

2011 (Omaha, Neb.)

First Round 1: Drake 3, Central Arkansas 0

Nov. 9, 2011 • Morrison Stadium • Omaha, Neb.

Score:	1	2	OT	OT	F
Drake	0	1	--	--	2
Central Arkansas	0	1	--	--	1

First Round 2: Bradley 1, SIUE 0

Nov. 9, 2011 • Morrison Stadium • Omaha, Neb.

Score:	1	2	OT	OT	F
SIUE	0	0	--	--	0
Bradley	0	1	--	--	1

Semifinal 1: Missouri State 2, Drake 0

Nov. 11, 2011 • Morrison Stadium • Omaha, Neb.

Score:	1	2	OT	OT	F
Missouri State	2	0	--	--	2
Drake	0	0	--	--	0

Semifinal 2: Creighton 1, Bradley 0

Nov. 11, 2011 • Morrison Stadium • Omaha, Neb.

Score:	1	2	OT	OT	F
Creighton	0	1	--	--	1
Bradley	0	0	--	--	0

Final: Creighton 1, Missouri State 0

Nov. 13, 2011 • Morrison Stadium • Omaha, Neb.

Score:	1	2	OT	OT	F
Missouri State	0	0	--	--	0
Creighton	1	0	--	--	1

2012 (Peoria, Ill.)

First Round 1: Drake 2, Evansville 1

Nov. 7, 2012 • Shea Stadium • Peoria, Ill.

Score:	1	2	OT	OT	F
Drake	1	1	--	--	2
Evansville	1	0	--	--	1

First Round 2: Central Arkansas 1, Bradley 0

Nov. 7, 2012 • Shea Stadium • Peoria, Ill.

Score:	1	2	OT	OT	F
Central Arkansas	0	0	--	--	0
Bradley	0	1	--	--	1

Semifinal 1: Creighton 3, Drake 2 (OT)

Nov. 9, 2012 • Shea Stadium • Peoria, Ill.

Score:	1	2	OT	OT	F
Drake	1	1	0	0	2
Creighton	0	2	0	1	3

Semifinal 2: SIUE 2, Central Arkansas 0

Nov. 9, 2012 • Shea Stadium • Peoria, Ill.

Score:	1	2	OT	OT	F
Central Arkansas	0	1	--	--	1
SIUE	0	0	--	--	0

Final: Creighton 2, SIUE 1

Nov. 11, 2012 • Shea Stadium • Peoria, Ill.

Score:	1	2	OT	OT	F
SIUE	0	1	--	--	2
Creighton	0	2	--	--	2

2013 (Peoria, Ill.)

First Round 1: SIUE 2, Loyola 1

Nov. 13, 2013 • Shea Stadium • Peoria, Ill.

Score:	1	2	OT	OT	F
Loyola	0	1	--	--	1
SIUE	0	2	--	--	2

First Round 2: Bradley 3, Evansville (2OT)

Nov. 13, 2013 • Shea Stadium • Peoria, Ill.

Score:	1	2	OT	OT	F
Evansville	0	2	--	--	0
Bradley	1	1	--	--	3

Semifinal 1: Missouri State 1, SIUE 0

Nov. 15, 2013 • Shea Stadium • Peoria, Ill.

Score:	1	2	OT	OT	F
SIUE	0	0	--	--	0
Missouri State	1	0	--	--	1

Semifinal 2: Bradley 3, Drake 0

Nov. 15, 2013 • Shea Stadium • Peoria, Ill.

Score:	1	2	OT	OT	F
Drake	0	0	--	--	0
Bradley	0	3	--	--	3

Final: Bradley 1, Missouri State 0

Nov. 17, 2013 • Shea Stadium • Peoria, Ill.

Score:	1	2	OT	OT	F
Missouri State	0	0	--	--	0
Bradley	0	1	--	--	1

2014 (Peoria, Ill.)

First Round 1: Loyola 3, Drake 1

Nov. 12, 2014 • Shea Stadium • Peoria, Ill.

Score:	1	2	OT	OT	F
Loyola	2	1	--	--	3
Drake	1	0	--	--	1

First Round 2: Bradley 1, Evansville 0

Nov. 12, 2014 • Shea Stadium • Peoria, Ill.

Score:	1	2	OT	OT	F
Evansville	0	0	--	--	0
Bradley	1	0	--	--	1

Semifinal 1: Missouri State 2, Loyola 0

Nov. 14, 2014 • Shea Stadium • Peoria, Ill.

Score:	1	2	OT	OT	F
Loyola	0	0	--	--	0
Missouri State	1	1	--	--	2

Semifinal 2: SIUE 2, Bradley 1

Nov. 14, 2014 • Shea Stadium • Peoria, Ill.

Score:	1	2	OT	OT	F
SIUE	0	2	--	--	2
Bradley	1	0	--	--	1

Final: SIUE 1, Missouri State 0 (2OT)

Nov. 16, 2014 • Shea Stadium • Peoria, Ill.

Score:	1	2	OT	OT	F
SIUE	0	0	0	1	1
Missouri State	0	0	0	0	0

2015 (Edwardsville, Ill.)*First Round 1: Drake 2, Central Arkansas 0*

Nov. 11, 2015 • Korte Stadium • Edwardsville, Ill.

Score:	1	2	OT	OT	F
Central Arkansas	0	0	--	--	0
Drake	1	1	--	--	2

First Round 2: Loyola 1, Missouri State 0

Nov. 11, 2015 • Shea Stadium • Edwardsville, Ill.

Score:	1	2	OT	OT	F
Loyola	0	1	--	--	1
Missouri State	0	0	--	--	0

Semifinal 1: Drake 1, Bradley 0

Nov. 13, 2015 • Shea Stadium • Edwardsville, Ill.

Score:	1	2	OT	OT	F
Drake	1	0	--	--	1
Bradley	0	0	--	--	0

Semifinal 2: Loyola 0, SIUE 0 (SIUE, 4-3 PKs)

Nov. 13, 2015 • Shea Stadium • Edwardsville, Ill.

Score:	1	2	OT	OT	F
Loyola	0	0	0	0	0
SIUE	0	0	0	0	0

Final: Drake 1, SIUE 0

Nov. 15, 2015 • Shea Stadium • Edwardsville, Ill.

Score:	1	2	OT	OT	F
Drake	0	1	--	--	1
SIUE	0	0	--	--	0

2016 (Springfield, Mo.)*Opening Round: Drake 2, Bradley 0*

Nov. 8, 2016 • Allison South • Springfield, Mo.

Score:	1	2	OT	OT	F
Bradley	0	0	--	--	0
Drake	1	1	--	--	2

First Round 1: Evansville 2, Drake 1

Nov. 9, 2016 • Allison South • Springfield, Mo.

Score:	1	2	OT	OT	F
Drake	1	0	--	--	1
Evansville	1	0	1	--	2

First Round 2: UCA 1, Missouri State 1 (MSU, 5-4 PKs)

Nov. 9, 2016 • Allison South • Springfield, Mo.

Score:	1	2	OT	OT	F
Missouri State	1	0	0	0	1
Central Arkansas	1	0	0	0	1

Semifinal 1: SIUE 2, Evansville 1

Nov. 11, 2016 • Allison South • Springfield, Mo.

Score:	1	2	OT	OT	F
Evansville	0	1	--	--	1
SIUE	1	1	--	--	2

Semifinal 2: Missouri State 2, Loyola 1

Nov. 11, 2016 • Allison South • Springfield, Mo.

Score:	1	2	OT	OT	F
Missouri State	0	1	1	--	2
Loyola	1	0	0	--	1

Final: SIUE 1, Missouri State 0

Nov. 13, 2016 • Allison South • Springfield, Mo.

Score:	1	2	OT	OT	F
Missouri State	0	0	--	--	0
SIUE	1	0	--	--	1

2017 (Peoria, Ill.)*Opening Round: Drake 4, Valparaiso 2*

Nov. 7, 2017 • Shea Stadium • Peoria, Ill.

Score:	1	2	OT	OT	F
Drake	0	4	--	--	4
Valparaiso	0	2	--	--	2

First Round 1: Evansville 1, Loyola 0

Nov. 8, 2017 • Shea Stadium • Peoria, Ill.

Score:	1	2	OT	OT	F
Evansville	0	1	--	--	1
Loyola	0	0	--	--	0

First Round 2: Bradley 3, Drake 1

Nov. 8, 2017 • Shea Stadium • Peoria, Ill.

Score:	1	2	OT	OT	F
Drake	1	0	--	--	1
Bradley	0	3	--	--	3

Semifinal 1: Missouri St. 0, Evansville 0 (MSU, 6-5 PKs)

Nov. 10, 2017 • Shea Stadium • Peoria, Ill.

Score:	1	2	OT	OT	F
Evansville	0	0	0	0	0
Missouri State	0	0	0	0	0

Semifinal 2: Central Arkansas 1, Bradley 1 (UCA, 8-7 PKs)

Nov. 10, 2017 • Shea Stadium • Peoria, Ill.

Score:	1	2	OT	OT	F
Bradley	1	0	0	0	1
Central Arkansas	1	0	0	0	1

Final: Central Arkansas 1, Missouri State 0

Nov. 12, 2017 • Shea Stadium • Peoria, Ill.

Score:	1	2	OT	OT	F
Central Arkansas	0	0	1	--	1
Missouri State	0	0	0	--	0

2018 (Evansville, Ind.)*First Round 1: Drake 2, Valparaiso 1*

Nov. 7, 2018 • McCutchan Stadium

Score:	1	2	OT	OT	F
Drake	1	0	0	1	2
Valparaiso	1	0	0	0	1

First Round 2: Missouri State 5, Evansville 2

Nov. 7, 2018 • McCutchan Stadium

Score:	1	2	OT	OT	F
Missouri State	3	2	--	--	5
Evansville	2	0	--	--	2

Semifinal 1: Loyola 1, Drake 0

Nov. 9, 2018 • McCutchan Stadium

Score:	1	2	OT	OT	F
Drake	0	0	0	0	0
Loyola	0	0	0	1	1

Semifinal 2: Central Ark. 2, Missouri St. 2 (UCA, 5-4 PKs)

Nov. 9, 2018 • McCutchan Stadium

Score:	1	2	OT	OT	F
Missouri State	1	1	0	0	2
Central Arkansas	1	1	0	0	2

Final: Central Arkansas 2, Loyola 1

Nov. 12, 2018 • McCutchan Stadium

Score:	1	2	OT	OT	F
Loyola	0	1	--	--	1
Central Arkansas	1	1	--	--	2

CHAMPIONSHIP WON-LOSS CHART

This chart outlines how Valley teams have fared against one another at the league tournament.

Read across for team's record vs. league foe.

Record in parentheses is all-time tourney record.

TEAM	App.	BU	UCA	CU	DU	EIU	UE	ILS	LUC	MSU	SIUE	SMU	TU	VALPO	VANDY	WKU
BU (20-15-7)	21	---	0-1-1	3-6	7-2-1	2-0	2-0-1	0-2	0-0	1-2-1	1-1-1	2-1-2	1-0	0-0	0-0	1-0
UCA (3-3-3)	6	1-0-1	---	0-0	0-2	0-0	0-0	0-0	1-0	1-0-2	0-1	0-0	0-0	0-0	0-0	0-0
DU (14-19-2)	23	2-7-1	2-0	1-6	---	0-1	4-1	1-0	0-2	1-2-1	1-0	0-0	0-0	2-0	0-0	0-0
EIU (2-7-2)	8	0-2	0-0	0-3	1-0	---	0-0	0-0	0-0	1-1	0-0	0-0	0-0	0-0	0-1-1	0-0-1
UE (7-17-3)	20	0-2-1	0-0	1-5	1-4	0-0	---	0-0	1-0	2-3-2	0-1	0-1	1-0	0-0	1-0	0-1
ILS (3-4)	4	2-0	0-0	1-1	0-1	0-0	0-0	---	0-0	0-0	0-0	0-0	0-2	0-0	0-0	0-0
LUC (3-5-1)	6	0-0	0-1	0-0	2-0	0-0	0-1	0-0	---	1-2	0-1-1	0-0	0-0	0-0	0-0	0-0
MSU (16-20-6)	23	2-1-1	0-1-2	1-7	2-1-1	1-1	3-2-2	0-0	2-1	---	1-3	0-1	1-2	0-0	2-0	1-0
SIUE (7-4-2)	7	1-1-1	1-0	0-1	0-1	0-0	1-0	0-0	1-0-1	3-1	---	0-0	0-0	0-0	0-0	0-0
CU (33-8-1)	21	6-3	0-0	---	6-1	3-0	5-1	1-1	0-0	7-1	1-0	0-1	2-0-1	0-0	1-0	1-0
SMU (9-2-2)	5	1-2-2	0-0	1-0	0-0	0-0	1-0	0-0	0-0	1-0	0-0	---	2-0	0-0	2-0	1-0
TU (4-7-1)	8	0-1	0-0	0-2-1	0-0	0-0	0-1	2-0	0-0	2-1	0-0	0-2	---	0-0	0-0	0-0
VALPO (0-2)	2	0-0	0-0	0-0	0-2	0-0	0-0	0-0	0-0	0-0	0-0	0-0	0-0	---	0-0	0-0
VANDY (1-7-1)	7	0-0	0-0	0-1	0-0	1-0-1	0-1	0-0	0-0	0-2	0-0	0-2	0-0	0-0	---	0-1
WKU (2-3-1)	4	0-1	0-0	0-1	0-0	0-0-1	1-0	0-0	0-0	0-1	0-0	0-0	0-0	0-0	1-0	---

Illinois State dropped its men's soccer program, following the 1994 season.

SMU and Tulsa left for Conference USA membership, following 2004 season.

Vanderbilt dropped its men's soccer program, following the 2005 season.

Western Kentucky dropped its men's soccer program, following the 2007 season.

Eastern Illinois left for Summit League membership, following the 2010 season.

Creighton left for Big East membership, following the 2012 season.

SIUE left for Mid-American Conference membership, following the 2016 season.

Central Arkansas left for Sun-Belt Conference membership, following the 2018 season.

1991

Frank Velez, Tulsa (MVP)
 Brian Adams, Creighton
 Richard Brolly, Illinois State
 Mark Haston, Creighton
 Kevin King, Tulsa
 Derek Phillips, Missouri State
 Brain Reynolds, Bradley
 Brad Shock, Illinois State
 Kip Thompson, Missouri State
 Ted Tsandes, Drake
 Neal Zahn, Tulsa

1992

Ray Ferri, Creighton (MVP)
 Brian Bjorkman, Drake
 Richard Brolly, Illinois State
 Keith DeFini, Creighton
 Billy Duranceau, Creighton
 Ezra Hendrickson, Drake
 Brian Kamler, Creighton
 Nick Kerry, Illinois State
 Chris Miller, Bradley
 Mitch Prunty, Bradley
 Jan Ruehlicke, Illinois State

1993

Brian Kamler, Creighton (MVP)
 Keith DeFini, Creighton
 Billy Duranceau, Creighton
 Paul Lekics, Creighton
 Daniel Dapaah, Tulsa
 Ted Bonnell, Tulsa
 David Gaskin, Tulsa
 Ryan Lakin, Illinois State
 Sean Dougan, Illinois State
 Ezra Hendrickson, Drake
 Adam Buseck, Drake

1994

Jay Fitzgerald, Creighton (MVP)
 Lance Hill, Creighton
 Paul Lekics, Creighton
 Johnny Torres, Creighton
 Dustin Hansen, Drake
 Craig Paretto, Drake
 Aaron Leventhal, Drake
 Matthew Blackburne, Evansville
 Mike LaBerge, Evansville
 Dan Beck, Illinois State
 Dave Walther, Illinois State

1995

Ross Paule, Creighton (MVP)
 Jay Fitzgerald, Creighton
 Brad McTighe, Creighton
 Paul Lekics, Creighton
 C.W. Raines, Evansville
 Jose Londono, Evansville
 Josh Feigl, Evansville
 Matt Caution, Missouri State
 Brad Jordan, Missouri State
 John Ackland, Tulsa
 Larry Swim, Tulsa

1996

Mike LaBerge, Evansville (MVP)
 C.W. Raines, Evansville
 Brad Worth, Evansville
 Scott Bragg, Evansville
 Ross Paule, Creighton
 Johnny Torres, Creighton
 Richard Mulrooney, Creighton
 Jacob Nieroda, Drake
 Craig Paretto, Drake
 Matt Callahan, Missouri State
 Cliff Curtis, Missouri State

1997

Johnny Torres, Creighton (MVP)
 Jeff Deist, Creighton
 Richard Mulrooney, Creighton
 David Wright, Creighton
 Paul Jost, Missouri State
 Brad Jordan, Missouri State
 Matt Caution, Missouri State
 Marc Blankenbicker, Vanderbilt
 Tony Kuhn, Vanderbilt
 Matt Churchman, Drake
 Nick Bratt, Drake
 Michael Lue, Evansville
 Henry Ospina, Eastern Illinois

1998

Richard Mulrooney, CU (MVP)
 Tom Zawislav, Creighton
 Marc Madeley, Creighton
 David Wright, Creighton
 Aaron Rickard, Missouri State
 Burch Wylie, Missouri State
 Severin Lwali, Missouri State

Craig White, Bradley
 Dan Goldstein, Bradley
 Ryan Waguespack, Eastern Illinois
 Kyle Mittendorf, Eastern Illinois
 Kevin McNamee, Vanderbilt
 Matt Hawkey, Western Kentucky

1999

Jarod Bertrand, Missouri St. (MVP)
 Bryan Robbins, Western Kentucky
 Travis Weeks, Vanderbilt
 Angel Rivillo, Creighton
 David Wright, Creighton
 Robert Barker, Evansville
 Dustin Ottesen, Evansville
 Dan Goldstein, Bradley
 Joel Ivaska, Bradley
 Stephen Wylie, Bradley
 Severin Lwali, Missouri State
 Mark Modersohn, Missouri State
 Aaron Rickard, Missouri State

2000

Brian Mullan, Creighton (MVP)
 Steve Brown, Western Kentucky
 Steve Gardner, Western Kentucky
 Diego Walsh, SMU
 Lee Brown, SMU
 Adam Gross, Bradley
 Dan Thorstenson, Bradley
 Bryan Namoff, Bradley
 Peter Henning, Creighton
 Lane Percy, Creighton
 Ishmael Mintah, Creighton

2001

Luchi Gonzalez, SMU (MVP)
 David Lara, Bradley
 Gavin Ginton, Bradley
 Jarod Bertrand, Missouri State
 Chris Brunt, Missouri State
 Andrew Brown, Creighton
 David Wagenfuhr, Creighton
 Mike Tranchilla, Creighton
 Byron Foss, SMU
 Diego Walsh, SMU
 Mohamed Fahim, SMU

2002

Mike Tranchilla, Creighton (MVP)
 Dan Watson, Missouri State
 Matt Pickens, Missouri State
 TJ Tomasso, SMU
 Diego Walsh, SMU
 Tim Regan, Bradley
 Chris Dunsheath, Bradley
 Sam Mills, Bradley
 David Wagenfuhr, Creighton
 Mehdi Ballouchy, Creighton
 Julian Nash, Creighton

2003

Kevin Hudson, SMU (MVP)
 David Chun, SMU
 Adam Robertson, SMU
 Ugo Ihemelu, SMU
 Chris Dunsheath, Bradley
 Preston Good, Bradley
 Ryan Glynn, Bradley
 Matt Pickens, Missouri State
 Doug Lascody, Missouri State
 Daryl Sattler, Western Kentucky
 Ron Plute, Western Kentucky
 Matt Jewett, Creighton
 Chris Hamburger, Drake
 Adam Schultz, Evansville
 Michael Haynes, Tulsa

2004

Ugo Ihemelu, SMU (MVP)
 Joe Germanese, Vanderbilt
 Jon Watson, Missouri State
 Marc Burch, Evansville
 Matt Nickell, Drake
 Matt Wieland, Creighton
 Michael Krause, Creighton
 Cody Kother, Bradley
 Preston Good, Bradley
 Terry Boss, Tulsa
 Ryan Pore, Tulsa
 Brian McCurdy, Tulsa
 Israel Jones, SMU
 Ross Spencer, SMU
 Ryan Latham, SMU

2005

Matt Wieland, Creighton (MVP)
 Andrew Peterson, Creighton
 Michael Kraus, Creighton
 Aaron Rickard, Missouri State
 Steve Chromik, Bradley
 Jeff Kellogg, Bradley

Chris Dunsheath, Bradley
 Chris Hamburger, Drake
 Jess Richey, Drake
 John Krause, Vanderbilt
 Kyle Lapkewych, Vanderbilt
 Ryan Anderson, Missouri State
 Mark Hansen, Eastern Illinois

2006

Byron Dacy, Creighton (MVP)
 Chris Schuler, Creighton
 Tim Bohnenkamp, Creighton
 Michael Kraus, Creighton
 Mike Haynes, Bradley
 James Hedges, Bradley
 Zach Bell, Bradley
 Mick Galeski, Eastern Illinois
 Brad Peters, Eastern Illinois
 Ryan Moylan, Drake
 Luke Frieberg, Drake
 Justin Douglass, Missouri State
 Kieran Purcell, Evansville

2007

Teddy Anderson, Bradley (MVP)
 Joe Donoho, Bradley
 Stephen Brust, Bradley
 Mike Haynes, Bradley
 Seth Sinovic, Creighton
 Sergio Castillo, Creighton
 Matt Allen, Creighton
 Brad Earl, Eastern Illinois
 Mick Galeski, Eastern Illinois
 Cory Elenio, Evansville
 Alec Dufty, Evansville
 Will Ziegahn, Missouri State
 Keith Gorczyca, Drake

2008

Andrei Gotsmanov, Creighton (MVP)
 Chris Schuler, Creighton
 Brian Holt, Creighton
 Ethan Finlay, Creighton
 Alex Riggs, Missouri State
 Justin Alford, Missouri State
 Kenny Boutsabouabane, Missouri State
 Kenan Malicevic, Drake
 Brian Wurst, Drake
 Grant Campbell, Bradley
 Travis English, Bradley
 Robby Lynch, Evansville
 Adam Gartner, Eastern Illinois

2009

Garrett Webb, Drake (MVP)
 Sergio Castillo, Creighton
 Calvin Clark, Drake
 Nick Dryden, Missouri State
 Julien Edwards, Drake
 Ethan Finlay, Creighton
 Aaron Henkle, Evansville
 Tom Irvin, Evansville
 Robby Lynch, Evansville
 Heath Melugin, Missouri State
 Kevin ShROUT, Drake

2010

Aodhan Quinn, Bradley (MVP)
 Kevin Bielicki, SIUE
 Brian Billings, Bradley
 Tommy Fritze, Bradley
 Benny Jeffery, SIUE
 Alex Kapsalis, Evansville
 Jordan Kadlec, Drake
 Heath Melugin, Missouri State
 Josh Moran, Creighton
 Andrew Ribeiro, Creighton
 Alex Riggs, Missouri State
 Bobby Smith, Bradley
 Ryan Wilhelm, SIUE

2011

Brian Holt, Creighton (MVP)
 Gerard Barbero, Missouri State
 Andrew Duran, Creighton
 Ethan Finlay, Creighton
 Brian Goark, SIUE
 Jordan Kadlec, Drake
 Matt Kuhn, Drake
 Heath Melugin, Missouri State
 Christian Meza, Bradley
 Andrew O'Brien, Central Arkansas
 Tyler Polak, Creighton
 Thomas Vania, Missouri State

2012

Jose Gomez, Creighton (MVP)
 Jared Arde, Drake
 Cody Gibson, Central Arkansas
 Faik Hajderovic, Evansville
 Brent Kallman, Creighton
 Peter Kelly, SIUE

Tapiwa Machingauta, Bradley
 Eric Miller, Creighton
 Ethan Miller, Central Arkansas
 Matt Polster, SIUE
 Andrew Ribeiro, Creighton
 Kevin Stoll, SIUE
 Michael Thaden, Drake

2013

Brian Billings, Bradley (MVP)
 Alec Bartlett, Drake
 Jason Coon, Bradley
 Jabari Danzy, SIUE
 Faik Hajderovic, Evansville
 Cody Lofgren, Bradley
 Parker Maher, Missouri State
 Reed Patterson, Loyola
 Matt Polster, SIUE
 Trevor Spangenberg, Missouri State
 Mueng Sunday, Drake
 Andrew Turner, Missouri State
 Wojciech Wojcik, Bradley

2014

Jabari Danzy, SIUE (MVP)
 Brian Bement, Loyola
 Justin Bilyeu, SIUE
 Andrew Brown, Bradley
 James Fawke, Missouri State
 Patrick Hodges, Evansville
 Kent Kobernus, SIUE
 Cody Lofgren, Bradley
 Brian Lunar, Loyola
 Parker Maher, Missouri State
 Matt Polster, SIUE
 Alex Troester, Drake
 Andrew Turner, Missouri State

2015

Kyle Whigham, Drake (MVP)
 Alec Bartlett, Drake
 Justin Bilyeu, SIUE
 Kyle Dal Santo, SIUE
 Alex Garcia, Bradley
 James Grunert, Drake
 Daniel Hare, Loyola
 J.T. Kotowski, Bradley
 Austin Ledbetter, SIUE
 Darrin MacLeod, Drake
 Rob Oslica, Missouri State
 Daylon Schiffel, Central Arkansas
 Eric Schoendorf, Loyola

2016

Austin Ledbetter, SIUE (MVP)
 Richard Olson, Bradley
 Wes Carson, Central Arkansas
 Mueng Sunday, Drake
 Ian McGrath, Evansville
 Zac Blaydes, Evansville
 Ryan Howe, Loyola
 Kevin Engesser, Loyola
 Rob Oslica, Missouri State
 Jake Buckle, Missouri State
 Emmerich Hoegg, Missouri State
 Kyle Dal Santo, SIUE
 Devyn Jambga, SIUE
 Keegan McHugh, SIUE

2017

Niklas Brodacki, Central Arkansas (MVP)
 Rafael Mentzingen, Valparaiso
 Jake Taylor, Drake
 Kyle Thomson, Loyola
 Ian McGrath, Evansville
 Simon Waever, Evansville
 Jacob Taylor, Bradley
 Gerit Wintermeyer, Bradley
 Liam Priestley, Missouri State
 Nick Burtenshaw, Missouri State
 Jordy Robins, Missouri State
 Tyler Ridener, Central Arkansas
 Blake Stricker, Central Arkansas
 Pepe San Roman, Central Arkansas

2018

Dalton Knutson, Central Arkansas (MVP)
 Nacho Miras, Valparaiso
 Simon Waever, Evansville
 Jared Brown, Drake
 Steven Enna, Drake
 Jake Buckle, Missouri State
 Jake Laird, Missouri State
 Grant Stoneman, Loyola
 Aidan Megally, Loyola
 Tucker Stephenson, Loyola
 Niklas Brodacki, Central Arkansas
 Marc Olsen, Central Arkansas
 Jake Bates, Central Arkansas

TEAM RECORDS

Most Goals, Game:

- 6 Creighton (vs. Illinois State, 1992)
- 6 Creighton (vs. Drake, 1996)
- 6 Creighton (vs. Eastern Illinois, 2002)

Most Goals, Tournament:

- 10 Creighton (1992, two games)
- 10 Creighton (2002, three games)
- 9 Creighton (2001, three games)
- 8 Creighton (1996, two games)

Most Assists, Game:

- 7 Creighton (vs. Drake, 1996)
- 7 Creighton (vs. Eastern Illinois, 2002)

Most Assists, Tournament:

- 13 Creighton (2002, three games)
- 11 Creighton (1992, two games)

Most Points, Game:

- 19 Creighton (vs. Drake, 1996)
- 19 Creighton (vs. Eastern Illinois, 2002)
- 15 Missouri State (vs. Evansville, 2018)

Most Points, Tournament:

- 31 Creighton (1992, two games)
- 24 Creighton (2001, three games)

INDIVIDUAL RECORDS

Most Goals, Game:

- 4 Mike Tranchilla, Creighton (vs. Evansville, 2001)
- 3 Keith DeFini, Creighton (vs. Illinois State, 1992)

Most Goals, Tournament:

- 4 Keith DeFini, Creighton (1992, two games)
- 4 Luchi Gonzalez, SMU (2001, three games)
- 4 Brian Mullan, Creighton (2000, three games)
- 4 Mike Tranchilla, Creighton (2001, three games)

Most Assists, Game:

- 3 David Wagenfuhr, Creighton (vs. Evansville, 2001)
- 2 by several players, last by Jha'Lon Johnson, Bradley (vs. Drake, 2017)

Most Assists, Tournament:

- 3 Ross Paule, Creighton (1996, two games)
- 3 Ray Ferri, Creighton (1992, two games)
- 3 David Wagenfuhr, Creighton (2001, three games)

Most Points, Game:

- 8 Mike Tranchilla, Creighton (vs. Evansville, 2001)
- 7 Keith DeFini, Creighton (vs. Illinois State, 1992)
- 5 Zion Renfum, Creighton (vs. Missouri State, 1995)
- 5 Johnny Torres, Creighton (vs. Drake, 1996)

Most Points, Tournament (Games):

- 11 Mike Tranchilla, Creighton (2001, three games)
- 9 Luchi Gonzalez, SMU (2001, three games)
- 9 Keith DeFini, Creighton (1992, two games)
- 9 Brian Mullan, Creighton (2000, three games)
- 8 Brian Kamler, Creighton (1992, two games)
- 7 Preston Good, Bradley (2003, three games)
- 7 Bryan Namoff, Bradley (2000, three games)
- 6 Frank Velez, Tulsa (1991, two games)
- 6 Jeff Deist, Creighton (1997, two games)
- 6 Cody Lofgren, Bradley (2013, three games)
- 6 Christian Okeke, Bradley (2013, three games)

Most Saves, Game:

- 13 Brian Billings, Bradley (vs. Evansville, 2013)
- 12 Chris Dunsheath, Bradley (vs. SMU, 2003)
- 11 Chris Dunsheath, Bradley (vs. Missouri State, 2003)
- 11 Adam Gross, Bradley (vs. Creighton, 1999)
- 10 Ryan Waguespack, E. Illinois (vs. Creighton, 1998)
- 10 Drew VanKampen, Bradley (vs. Evansville, 2008)
- 9 Adam Gross, Bradley (vs. Creighton, 2000)
- 9 Ryan Waguespack, E. Illinois (vs. Bradley, 2000)
- 9 Brian Billings, Bradley (vs. Creighton, 2010)
- 9 Rich Gallagher, Drake (vs. Creighton, 2012)

Most Saves, Tournament (Games):

- 27 Chris Dunsheath, Bradley (2003, three games)
- 21 Adam Gross, Bradley (1999, three games)
- 20 Brian Billings, Bradley (2013, three games)
- 18 Adam Gross, Bradley (2000, three games)
- 16 Terry Boss, Tulsa (2004, three games)
- 16 Erick Foss, SMU (2003, three games)
- 16 Ryan Waguespack, E. Illinois (1998, two games)
- 15 Derek Pittman, Tulsa (1993, two games)
- 15 Chris Dunsheath, Bradley (2004, two games)
- 15 Michael Drozd, Drake (2009, two games)
- 15 Rich Gallagher, Drake (2012, two games)

TOURNAMENT SHUTOUTS:

Illinois State 2, Creighton 0 (1991) – Dave Walther (ILS), 90 minutes, 4 saves

Illinois State 2, Bradley 0 (1992) – Dave Walther (ILS), 90 minutes, 3 saves

Creighton 2, Tulsa 0 (1993) – Jay Fitzgerald (Creighton), 90 minutes, 2 saves

Creighton 1, Drake 0 (1994) – Jay Fitzgerald (Creighton), 90 minutes, 3 saves

Evansville 4, Tulsa 0 (1995) – Mike LaBerge (UE), 90 minutes, 2 saves

Evansville 1, Missouri State 0 (1996) – Mike LaBerge (UE), 120 min., 4 saves
Creighton 6, Drake 0 (1996) – Jon Epperson/Tom Zawislán (Creighton)
58 minutes-1 save/32 minutes-4 saves

Vanderbilt 2, E. Illinois 0 (1997) – M. Blankenbicker (VU), 90 minutes, 5 saves
Drake 2, Evansville 0 (1997) – Nick Bratt (DU), 90 minutes, 5 saves
Creighton 3, Drake 0 (1997) – Tom Zawislán (Creighton), 90 minutes, 4 saves

Missouri State 2, Vanderbilt 0 (1998) – Mark Modersohn (MSU), 90 min., 6 saves
Missouri State 1, Bradley 0 (1998) – Mark Modersohn (MSU), 90 minutes, 1 save
Creighton 1, E. Illinois 0 (1998) – Tom Zawislán (Creighton), 90 minutes, 1 save
Creighton 1, Missouri State 0 (1998) – Tom Zawislán (CU), 90 minutes, 2 saves

Missouri State 1, UE 0 (1999) – Mark Modersohn (MSU), 110 minutes, 5 saves
Bradley 1, Creighton 0 (1999) – Adam Gross (BU), 90 minutes, 11 saves

SMU 2, Missouri State 0 (2000) – Byron Foss (SMU), 90 minutes, 3 saves
Bradley 3, Eastern Illinois 0 (2000) – Adam Gross (BU), 90 minutes, 2 saves
Bradley 1, SMU 0 (2000) – Adam Gross (BU), 90 minutes, 7 saves

Missouri State 1, W. Kentucky 0 (2001) – Matt Pickens (MSU), 111:42 min., 3 saves
SMU 2, Bradley 0 (2001) – Byron Foss (SMU), 90 minutes, 2 saves
Creighton 3, Missouri State 0 (2001) – Andrew Brown (CU), 90 min., 2 saves

Creighton 1, Bradley 0 (2002) – Mike Gabb (CU), 90 minutes, 2 saves
Creighton 6, Eastern Illinois 0 (2002) – Mike Gabb (CU), 90 minutes, 3 saves

SMU 1, Tulsa 0 (2003) – Erick Foss (SMU), 90 minutes, 5 saves
Missouri State 1, Creighton 0 (2003) – Matt Pickens (MSU), 90 minutes, 2 saves
Western Kentucky 2, Evansville 0 (2003) – Daryl Sattler (WKU), 90 minutes, 1 save

SMU 2, Vanderbilt 0 (2004) – T.J. Tomasso (SMU), 90 minutes, 1 save
Tulsa 2, Missouri State 0 (2004) – Terry Boss (Tulsa), 90 minutes, 5 saves

Vanderbilt 0, Eastern Illinois 0 (2005) – Kenny Schoeni (VU), 110 min., 5 saves
Eastern Illinois 0, Vanderbilt 0 (2005) – Mark Hansen (EIU), 110 min., 4 saves
Creighton 4, Vanderbilt 0 (2005) – Matt Allen (CU), 90 minutes, 4 saves
Bradley 1, Drake 0 (2005) – Chris Dunsheath (BU), 90 minutes, 6 saves
Creighton 2, Bradley 0 (2005) – Matt Allen (CU), 90 minutes, 0 saves

Drake 2, Evansville 0 (2006) – Phillip Breuer (DU), 90 min., 0 saves
Creighton 2, Eastern Illinois 0 (2006) – Matt Allen (CU), 90 min., 4 saves

Drake 0, Bradley 0 (2006) – Phillip Breuer (DU), 110 min., 5 saves
Bradley 0, Drake 0 (2006) – Mike Haynes (BU), 110 min., 5 saves

Eastern Illinois 1, Drake 0 (2007) – Mark Hansen (EIU), 82:12 min., 1 save; Nick Alexander (EIU), 7:48 min., 1 save
Creighton 2, Evansville 0 (2007) – Matt Allen (CU), 90 min., 5 saves
Bradley 2, Eastern Illinois 0 (2007) – Mike Haynes (BU), 90 min., 4 saves
Bradley 1, Creighton 0 (2007) – Mike Haynes (BU), 90 min., 5 saves

Evansville 0, Bradley 0 (2008) - Alec Dufty (UE), 110 min., 5 saves; Drew VanKampen (BU), 110 min., 10 saves
Creighton 2, Bradley 0 (2008) - Brian Holt (CU), 90 min., 2 saves
Creighton 1, Missouri State 0 (2008) - Brian Holt (CU), 90 min., 1 save

Missouri State 2, Evansville 0 (2010) – Alex Riggs (MSU), 90 min., 3 saves
Bradley 1, Drake 0 (2010) – Brian Billings (BU), 90 min., 2 saves
Bradley 0, SIUE 0 (2010) – Brian Billings (BU), 110 min., 3 saves; Nick Collico (SIUE), 85:50 min., 4 saves; John Berner (SIUE), 24:10 min., 0 saves

Creighton 1, Missouri State 0 (2011) – Brian Holt (CU), 90 min., 2 saves
Creighton 1, Bradley 0 (2011) – Brian Holt (CU), 90 min., 1 save
Missouri State 2, Drake 0 (2011) – Trevor Spangenberg (MSU), 90 min., 3 saves
Bradley 1, SIUE 0 (2011) – Brian Billings (BU), 90 min., 6 saves
Drake 3, Central Arkansas 0 (2011) – Jordan Kadlec (DU), 90 min., 4 saves

Central Arkansas 1, Bradley 0 (2012) – Cody Gibson (UCA), 90 min., 3 saves
SIUE 1, Central Arkansas 0 (2012) – John Berner (SIUE), 90 min., 2 saves

Missouri State 1, SIUE 0 (2013) – Trevor Spangenberg (MSU), 90 min., 4 saves
Bradley 3, Drake 0 (2013) – Brian Billings (BU), 90 min., 4 saves
Bradley 1, Missouri State 0 (2013) – Brian Billings (BU), 90 min., 3 saves

Bradley 1, Evansville 0 (2014) – Logan Ketterer (BU), 90 min., 5 saves
Missouri State 2, Loyola 0 (2014) – Addison Watson (MSU), 90 min., 3 saves
SIUE 1, Missouri State 0 (20T) (2014) – Kent Kobernus (SIUE), 107:11 min., 7 saves

Drake 2, Central Arkansas 0 (2015) – Darrin MacLeod (DU), 90 min., 4 saves
Loyola 1, Missouri State 0 (2015) – Tim Dobrowolski (LUC), 90 min., 2 saves
Drake 1, Bradley 0 (2015) – Darrin MacLeod (DU), 90 min., 1 save
Loyola 0, SIUE 0 (20T) (2015) – Tim Dobrowolski (LUC), 120 min., 3 saves
Loyola 0, SIUE 0 (20T) (2015) – Kyle Dal Santo (SIUE), 120 min., 4 saves
Drake 1, SIUE 0 (2015) – Darrin MacLeod (DU), 90 min., 4 saves

Drake 2, Bradley 0 (2016) – Darrin MacLeod (DU), 90 min., 2 saves
SIUE 1, Missouri State 0 (2016) – Kyle Dal Santo (SIUE), 90 min., 2 saves

Evansville 1, Loyola 0 (2017) – Matthew Keller (UE), 90 min., 3 saves
Missouri State 0, Evansville 0 (2017) – Liam Priestley (MSU), 110 min, 6 saves, Matthew Keller (UE), 110 min, 5 saves
Central Arkansas 1, Missouri State 0 (2017) – Marc Olsen (UCA), 94:20 min, 3 saves

Loyola 1, Drake 0 (20T) (2018) – Josh Lagudah (LUC), 108 min., 3 saves



2019 Missouri Valley Conference
TEAM LEADERS
Through games of Nov 12, 2019 (All games)



Team Miscellaneous	GP	Shots	Fouls	Offside	Corners	PK-PKA	YC-RC
Bradley	17	186	243	41	102	3-2	21-2
Drake	16	191	238	28	66	2-2	23-6
Evansville	17	176	264	33	75	2-2	24-5
Loyola Chicago	17	208	220	28	94	1-1	23-3
Missouri State	16	213	158	32	88	6-3	7-6
Valparaiso	17	207	224	29	76	2-2	18-6

SHOTS	GP	No.	Avg/G
1. Missouri State	16	213	13.31
2. Loyola Chicago	17	208	12.24
3. Valparaiso	17	207	12.18
4. Drake	16	191	11.94
5. Bradley	17	186	10.94
6. Evansville	17	176	10.35

GOALS	GP	No.	Avg/G
1. Missouri State	16	39	2.44
2. Loyola Chicago	17	28	1.65
3. Drake	16	21	1.31
Valparaiso	17	21	1.24
5. Bradley	17	14	0.82
6. Evansville	17	13	0.76

ASSISTS	GP	No.	Avg/G
1. Missouri State	16	35	2.19
2. Loyola Chicago	17	20	1.18
3. Drake	16	18	1.12
4. Bradley	17	16	0.94
Valparaiso	17	16	0.94
6. Evansville	17	7	0.41

GOALS ALLOWED	GP	No.	Avg/G
1. Missouri State	16	10	0.62
2. Loyola Chicago	17	16	0.94
3. Bradley	17	20	1.18
4. Drake	16	27	1.69
5. Evansville	17	33	1.94
6. Valparaiso	17	39	2.29

SAVES	GP	No.	Avg/G
1. Valparaiso	17	94	5.53
2. Evansville	17	61	3.59
3. Bradley	17	46	2.71
4. Drake	16	45	2.81
5. Loyola Chicago	17	37	2.18
6. Missouri State	16	34	2.12

FOULS	GP	No.	Avg/G
1. Evansville	17	264	15.53
2. Bradley	17	243	14.29
3. Drake	16	238	14.88
4. Valparaiso	17	224	13.18
5. Loyola Chicago	17	220	12.94
6. Missouri State	16	158	9.88

OFFSIDES	GP	No.	Avg/G
1. Bradley	17	41	2.41
2. Evansville	17	33	1.94
3. Missouri State	16	32	2.00
4. Valparaiso	17	29	1.71
5. Loyola Chicago	17	28	1.65
Drake	16	28	1.75

POINTS	GP	No.	Avg/G
1. Missouri State	16	113	7.06
2. Loyola Chicago	17	76	4.47
3. Drake	16	60	3.75
4. Valparaiso	17	58	3.41
5. Bradley	17	44	2.59
6. Evansville	17	33	1.94

GOALS PER GAME	GP	No.	Avg/G
1. Missouri State	16	39	2.44
2. Loyola Chicago	17	28	1.65
3. Drake	16	21	1.31
4. Valparaiso	17	21	1.24
5. Bradley	17	14	0.82
6. Evansville	17	13	0.76

ASSISTS PER GAME	GP	No.	Avg/G
1. Missouri State	16	35	2.19
2. Loyola Chicago	17	20	1.18
3. Drake	16	18	1.12
4. Valparaiso	17	16	0.94
Bradley	17	16	0.94
6. Evansville	17	7	0.41

GOALS AGAINST AVERAGE	GP	GA	Minutes	GA Avg.
1. Missouri State	16	10	1471:22	0.61
2. Loyola Chicago	17	16	1609:45	0.89
3. Bradley	17	20	1628:13	1.11
4. Drake	16	27	1466:08	1.66
5. Evansville	17	33	1537:53	1.93
6. Valparaiso	17	39	1592:59	2.20

SHUTOUTS	GP	No.	Avg/G
1. Missouri State	16	7	0.44
Loyola Chicago	17	7	0.41
Bradley	17	7	0.41
4. Drake	16	6	0.38
5. Evansville	17	1	0.06
Valparaiso	17	1	0.06

CORNERS	GP	No.	Avg/G
1. Bradley	17	102	6.00
2. Loyola Chicago	17	94	5.53
3. Missouri State	16	88	5.50
4. Valparaiso	17	76	4.47
5. Evansville	17	75	4.41
6. Drake	16	66	4.12

YELLOW CARDS	GP	No.	Avg/G
1. Evansville	17	24	1.41
2. Drake	16	23	1.44
Loyola Chicago	17	23	1.35
4. Bradley	17	21	1.24
5. Valparaiso	17	18	1.06
6. Missouri State	16	7	0.44



2019 Missouri Valley Conference
TEAM LEADERS
Through games of Nov 12, 2019 (All games)



Team	Conference	Pts	Pct.	GF	GA	Overall	Pts	Pct.	GF	GA	Current unbeaten streak
Missouri State	10-0-0	30	1.000	27	9	16-0-0	48	1.000	39	10	Missouri State -- 16-0-0
Loyola Chicago	5-2-3	18	.650	15	9	10-4-3	33	.676	28	16	Bradley -- 2-0-0
Bradley	5-3-2	17	.600	8	9	7-6-4	25	.529	14	20	Loyola Chicago -- 1-0-0
Drake	4-5-1	13	.450	14	15	7-8-1	22	.469	21	27	
Valparaiso	3-7-0	9	.300	10	18	4-12-1	13	.265	21	39	
Evansville	0-10-0	0	.000	4	18	2-14-1	7	.147	13	33	

Team Miscellaneous	GP	GF-GA	Score Avg.	Margin	PK-Att	Shots	Saves	Save%	Corners
Bradley	17	14-20	0.82-1.18	-0.35	2-3	186	46	69.7	102
Drake	16	21-27	1.31-1.69	-0.38	2-2	191	45	62.5	66
Evansville	17	13-33	0.76-1.94	-1.18	2-2	176	61	64.9	75
Loyola Chicago	17	28-16	1.65-0.94	+0.71	1-1	208	37	69.8	94
Missouri State	16	39-10	2.44-0.62	+1.81	3-6	213	34	77.3	88
Valparaiso	17	21-39	1.24-2.29	-1.06	2-2	207	94	70.7	76

Attendance	Home	Average	Away	Average	Neutral	Average	Total	Average
Bradley	9-8441	938	8-1618	202	0-0	0	17-10059	592
Drake	8-1863	233	8-3442	430	0-0	0	16-5305	332
Evansville	8-2414	302	9-3984	443	0-0	0	17-6398	376
Loyola Chicago	9-3306	367	8-3331	416	0-0	0	17-6637	390
Missouri State	8-3182	398	8-2974	372	0-0	0	16-6156	385
Valparaiso	6-1764	294	11-4854	441	0-0	0	17-6618	389
Totals	48-20970	437	52-20203	389	0-0	0	100-41173	412



2019 Missouri Valley Conference
INDIVIDUAL LEADERS
Through games of Nov 12, 2019 (All games)



To be ranked, a player must appear in at least 50.0% of their team's games, goalies at least 33.0% of their team's minutes.

SHOTS	GP	No.	Avg/G
1. Wintermeyer, Gerit-BRAD	17	65	3.82
2. Megally, Aidan-LUC	17	63	3.71
3. Enzugusi, Leroy-DU	16	52	3.25
4. Dolling, Josh-MSU	16	42	2.62
5. Wilkin, Stuart-MSU	16	35	2.19
6. Sukow, Justin-LUC	17	34	2.00
7. Hency, Billy-LUC	17	32	1.88
8. Marcey, Mason-Valpo	15	31	2.07
9. Bentley, Matthew-MSU	16	29	1.81
10. Madondo, Ryan-Valpo	15	26	1.73

POINTS	GP	G	A	Pts	Avg/G
1. Bentley, Matthew-MSU	16	13	4	30	1.88
2. Megally, Aidan-LUC	17	9	3	21	1.24
3. Sukow, Justin-LUC	17	8	3	19	1.12
4. Dolling, Josh-MSU	16	6	5	17	1.06
5. Enzugusi, Leroy-DU	16	7	2	16	1.00
6. Wintermeyer, Gerit-BRAD	17	7	1	15	0.88
7. Wilkin, Stuart-MSU	16	5	4	14	0.88
8. Hency, Billy-LUC	17	4	4	12	0.71
9. Marcey, Mason-Valpo	15	4	3	11	0.73
10. Smythe, Austin-DU	16	4	2	10	0.62

GOALS	GP	No.	Avg/G
1. Bentley, Matthew-MSU	16	13	0.81
2. Megally, Aidan-LUC	17	9	0.53
3. Sukow, Justin-LUC	17	8	0.47
4. Enzugusi, Leroy-DU	16	7	0.44
Wintermeyer, Gerit-BRAD	17	7	0.41
6. Dolling, Josh-MSU	16	6	0.38
7. Wilkin, Stuart-MSU	16	5	0.31
8. Stroud, Ben-MSU	13	4	0.31
Marcey, Mason-Valpo	15	4	0.27
Madondo, Ryan-Valpo	15	4	0.27
Smythe, Austin-DU	16	4	0.25
Hency, Billy-LUC	17	4	0.24

ASSISTS	GP	No.	Avg/G
1. Denton, Jack-MSU	16	8	0.50
2. Dolling, Josh-MSU	16	5	0.31
3. Wilkin, Stuart-MSU	16	4	0.25
Bentley, Matthew-MSU	16	4	0.25
Hency, Billy-LUC	17	4	0.24
Johnson, Jha'Lon-BRAD	17	4	0.24
7. Poppen, Cole-DU	11	3	0.27
Stratton, Greg-MSU	15	3	0.20
Marcey, Mason-Valpo	15	3	0.20
Garcia, Adan-Valpo	16	3	0.19
Moskal, Alex-LUC	16	3	0.19
Sukow, Justin-LUC	17	3	0.18
Megally, Aidan-LUC	17	3	0.18
Kullmann, Marius-LUC	17	3	0.18

SHOTS PER GAME	GP	No.	Avg/G
1. Wintermeyer, Gerit-BRAD	17	65	3.82
2. Megally, Aidan-LUC	17	63	3.71
3. Enzugusi, Leroy-DU	16	52	3.25
4. Dolling, Josh-MSU	16	42	2.62
5. Wilkin, Stuart-MSU	16	35	2.19
6. Marcey, Mason-Valpo	15	31	2.07
7. Sukow, Justin-LUC	17	34	2.00
8. Hency, Billy-LUC	17	32	1.88
9. Bentley, Matthew-MSU	16	29	1.81
10. Madondo, Ryan-Valpo	15	26	1.73

POINTS PER GAME	GP	G	A	Pts	Avg/G
1. Bentley, Matthew-MSU	16	13	4	30	1.88
2. Megally, Aidan-LUC	17	9	3	21	1.24
3. Sukow, Justin-LUC	17	8	3	19	1.12
4. Dolling, Josh-MSU	16	6	5	17	1.06
5. Enzugusi, Leroy-DU	16	7	2	16	1.00
6. Wintermeyer, Gerit-BRAD	17	7	1	15	0.88
7. Wilkin, Stuart-MSU	16	5	4	14	0.88
8. Becerra, Fabian-LUC	10	3	2	8	0.80
9. Marcey, Mason-Valpo	15	4	3	11	0.73
10. Hency, Billy-LUC	17	4	4	12	0.71

GOALS PER GAME	GP	No.	Avg/G
1. Bentley, Matthew-MSU	16	13	0.81
2. Megally, Aidan-LUC	17	9	0.53
3. Sukow, Justin-LUC	17	8	0.47
4. Enzugusi, Leroy-DU	16	7	0.44
5. Wintermeyer, Gerit-BRAD	17	7	0.41
6. Dolling, Josh-MSU	16	6	0.38
7. Wilkin, Stuart-MSU	16	5	0.31
8. Stroud, Ben-MSU	13	4	0.31
9. Becerra, Fabian-LUC	10	3	0.30
10. Marcey, Mason-Valpo	15	4	0.27
Madondo, Ryan-Valpo	15	4	0.27

ASSISTS PER GAME	GP	No.	Avg/G
1. Denton, Jack-MSU	16	8	0.50
2. Dolling, Josh-MSU	16	5	0.31
3. Poppen, Cole-DU	11	3	0.27
4. Bentley, Matthew-MSU	16	4	0.25
Wilkin, Stuart-MSU	16	4	0.25
6. Johnson, Jha'Lon-BRAD	17	4	0.24
Hency, Billy-LUC	17	4	0.24
8. Stratton, Greg-MSU	15	3	0.20
Marcey, Mason-Valpo	15	3	0.20
Becerra, Fabian-LUC	10	2	0.20



2019 Missouri Valley Conference
INDIVIDUAL LEADERS
Through games of Nov 12, 2019 (All games)



GAME-WINNING GOALS	GP	No.	Avg/G
1. Bentley, Matthew-MSU	16	5	0.31
2. Dolling, Josh-MSU	16	4	0.25
Wintermeyer, Gerit-BRAD	17	4	0.24
4. Megally, Aidan-LUC	17	3	0.18
5. Enzugusi, Leroy-DU	16	2	0.12
Jones, Ian-MSU	16	2	0.12
Smythe, Austin-DU	16	2	0.12
Sukow, Justin-LUC	17	2	0.12
Hency, Billy-LUC	17	2	0.12
Stoneman, Ethan-LUC	17	2	0.12

GOALS AGAINST AVG	GP	GA	Minutes	GAavg
1. Creek, Michael-MSU	16	10	1432:3	0.63
2. Kampman, Marcel-LUC	17	16	1609:4	0.89
3. Wisbey, Nathan-BRAD	16	16	1521:1	0.95
4. Anderson, Luke-DU	16	27	1466:0	1.66
5. Reimer, Frederik-UE	17	31	1466:1	1.90
6. Holst, Edvin-Valpo	12	24	1097:5	1.97

SAVES	GP	No.	Avg/G
1. Holst, Edvin-Valpo	12	65	5.42
2. Reimer, Frederik-UE	17	56	3.29
3. Anderson, Luke-DU	16	44	2.75
4. Wisbey, Nathan-BRAD	16	39	2.44
5. Kampman, Marcel-LUC	17	35	2.06
6. Creek, Michael-MSU	16	32	2.00
7. van de Beld, Jorn-Jan-Valpo	5	24	4.80
8. Reinwart, Albert-BRAD	2	5	2.50
9. Bryant, Matt-UE	1	3	3.00
10. Salazar, Danny-Valpo	1	1	1.00
Steiner, Gage-MSU	2	1	0.50

SHUTOUTS	GP	No.	Avg/G
1. Wisbey, Nathan-BRAD	16	7	0.44
2. Kampman, Marcel-LUC	17	6	0.35
3. Anderson, Luke-DU	16	2	0.12
4. Reimer, Frederik-UE	17	1	0.06
van de Beld, Jorn-Jan-Valpo	5	1	0.20
Creek, Michael-MSU	16	1	0.06

SAVE PERCENTAGE	GP	Saves	GA	Pct.
1. Creek, Michael-MSU	16	32	10	.762
2. Holst, Edvin-Valpo	12	65	24	.730
3. Wisbey, Nathan-BRAD	16	39	16	.709
4. Kampman, Marcel-LUC	17	35	16	.686
5. Reimer, Frederik-UE	17	56	31	.644
6. Anderson, Luke-DU	16	44	27	.620

SAVES PER GAME	GP	No.	Avg/G
1. Holst, Edvin-Valpo	12	65	5.42
2. Reimer, Frederik-UE	17	56	3.29
3. Anderson, Luke-DU	16	44	2.75
4. Wisbey, Nathan-BRAD	16	39	2.44
5. Kampman, Marcel-LUC	17	35	2.06
6. Creek, Michael-MSU	16	32	2.00

SHUTOUTS PER GAME	GP	No.	Avg/G
1. Wisbey, Nathan-BRAD	16	7	0.44
2. Kampman, Marcel-LUC	17	6	0.35
3. Anderson, Luke-DU	16	2	0.12
4. Creek, Michael-MSU	16	1	0.06
5. Reimer, Frederik-UE	17	1	0.06

Team Identification	Team ID
Bradley	BRAD
Drake	DU
Evansville	UE
Loyola Chicago	LUC
Missouri State	MSU
Valparaiso	VALPO