

2019 CENTRAL MICHIGAN FOOTBALL



MEDIA GUIDE



CHIPPEWA FOOTBALL

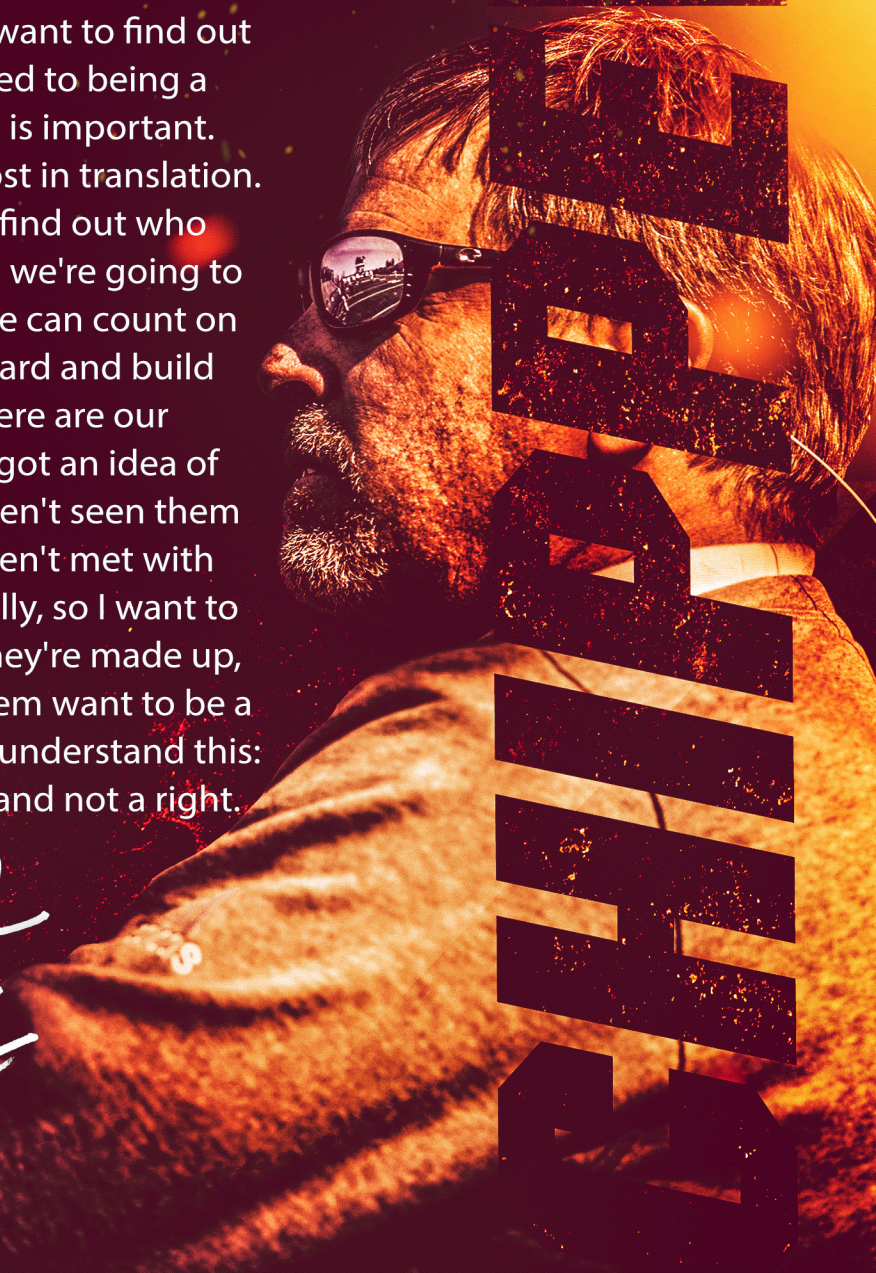
**FIRE UP
CHIPS**

HEAD COACH JIM MCELWAIN

From Opening Press Conference:

We want to find out who wants to be here, we want to find out who's committed to being a Chippewa; that is important. Yet, that gets lost in translation. We're going to find out who our leaders are, we're going to find out who we can count on and move forward and build from there. Where are our strengths? I've got an idea of some, but I haven't seen them yet, right? I haven't met with them individually, so I want to find out how they're made up, what makes them want to be a Chippewa and understand this: It's a privilege, and not a right.

*Coach
Mac*



General Information

Location	Mount Pleasant, Mich.
Enrollment	23,335
Founded	1892
Nickname	Chippewas
Colors	Maroon and Gold
Conference	Mid-American
President	Dr. Robert O. Davies
Athletics Director	Michael Alford
Web	CMUChippewas.com
Facebook	Facebook.com/CMUFootball
Twitter	@CMU_Football

Team Information

2017 Record	1-11
MAC Record / Place	0-8 / 6th
Letterman Returning / Lost	45 / 24
Offense	24 / 8
Defense	19 / 13
Special Teams	2 / 3
Starters Returning / Lost	13 / 12
Offense	8 / 3
Defense	4 / 7
Kickers	1 / 2
Stadium	Kelly/Shorts (30,255, AstroTurf)

Team Information

First Season	1896
All-Time Record	618-422-36 / .664
Seasons	118
MAC Championships	7 (1979-80-90-94-2006-07-09)
Bowl Appearances	11
(Most recent: 2017 Famous Idaho Potato Bowl)	

Coaching Staff

Head Coach	Jim McElwain
Record at CMU	First Season
Career Record	44-28 (Seventh Season)
Defensive Coordinator	Robb Akey
Offensive Coordinator / Quarterbacks	Charlie Frye
Assistant Head Coach / Wide Receivers	Kevin Barbay
Special Teams Coordinator/Safeties	Ryan Beard
Offensive Line	Mike Cummings
Linebackers	Mark DeBastiani
Defensive Line	Justin Hinds
Running Backs	Cornell Jackson
Cornerbacks	David Rowe
Tight Ends/Tackles	Tavita Thompson
Director of Football Operations	Ben Presnell
Strength and Conditioning	Joel Welsh
Video Coordinator	Jay McDowell
Director of Player Personnel	Albert Karschnia

Athletic Communications

Associate AD/Football	Rob Wyman
Cell Phone	248-953-6471
Email	wyman1rd@cmich.edu
Associate Director	John Regenfuss
Assistant Director	Andy Sneddon
Assistant Director	Cullen Maksimowski
Communication Office Phone	989-774-3277
Press Box Phone	989-774-3579

Radio Information

IMG Radio Play-By-Play	Don Chiodo
Email	cmudon@gmail.com

The 2019 Central Michigan University football guide was published by the Athletic Communications Office, 100 Rose Center, Central Michigan University, Mount Pleasant, Michigan 48859. The guide and covers were designed, written and edited by Rob Wyman, John Regenfuss, Andy Sneddon, Cullen Maksimowski and Katie Davies. Photos by Ben Jared, Robert Barclay and Steve Jessmore. Printing by CMU Printing Services.

Table of Contents

Quick Facts/Table of Contents	2	2018 Statistics	71	CMU Hall of Famers	93
Media Information	3	Chippewa History	75	Kurt Dobronski Award	93
Alphabetical Roster	4	Career Records	76	Jim Podoley	94
Numerical Roster	6	Season Records	77	Herb Deromedi	95
Roster Breakdown	8	Single-Game Records	79	Year-by-Year Records	96
Pronunciation Guide	8	"Last Time it Happened"	81	All-Time Series Records	97
Coaching Staff	9	Kelly/Shorts Stadium Records	82	All-Time vs. MAC Opponents	98
Head Coach Jim McElwain	10	Attendance Records	83	All-Time MAC Standings	99
Assistant Coaches	12	Yearly Statistical Leaders	84	Head Coach Records	109
Support Staff	22	Individual Milestones	86	Homecoming Results	109
Michael Alford	24	All-Americans	87	All-Time Draft Choices	101
Senior Leadership Team	26	Academic All-Americans	87	Game-by-Game Results	103
Head Coaches	26	MAC Specialty Awards	87	Great Games in CMU History	112
2019 Chippewas	27	All-MAC	88	Postseason Games	116
Returning Players	28	Academic All-MAC	89	Letterwinners	132
Newcomers	59	Most Valuable Players	91		
2018 Recap	63	All-Star Games	91		
2018 Game-by-Game	64	IIAC Honors	92		

2019 CMU FOOTBALL SCHEDULE

Day, Date	Opponent	Time
Thursday, 8/29	Albany	7 p.m.
Saturday, 9/7	at Wisconsin	3:30 p.m.
Saturday, 9/14	Akron*	3 p.m.
Saturday, 9/21	at Miami (Fla.)	TBA
Saturday, 9/28	at Western Michigan*	TBA
Saturday, 10/5	Eastern Michigan*	TBA
Saturday, 10/12	New Mexico State (Homecoming)	3 p.m.
Saturday, 10/19	at Bowling Green*	TBA
Saturday, 10/26	at Buffalo*	TBA
Saturday, 11/2	Northern Illinois*	TBA
Saturday, 11/16	at Ball State*	TBA
Friday, 11/29	Toledo*	TBA

* Mid-American Conference game

ALL TIMES EASTERN

Covering the Chippewas

Central Michigan University encourages your coverage of its athletic events. The Athletic Communications Department is responsible for coordinating the dissemination of pre-event releases, issuing credentials for media members, and coordinating post-event coverage. If the Athletic Communications Department can assist you in your work in any way, please contact a member of our staff.

Game Notes

Game notes are generally available by Tuesday through the Athletic Communications Department. Notes are emailed and are also available on the web at cmuchippewas.com. To be added to the email distribution list, please contact Rob Wyman at wyman1rd@cmich.edu.

Web Sites

Media members are reminded that the official athletics web site – cmuchippewas.com – contains updated player stats and bios each week. Also available on the site are weekly video interviews with a coach and player, postgame highlights and press conferences.

Other Helpful Sites

facebook.com/CMUFootball
[CMU_Football](https://www.youtube.com/CMichAthletics)
[YouTube.com/CMichAthletics](https://www.youtube.com/CMichAthletics)

Interviews

All coach and player interviews must be arranged through Rob Wyman. Please allow 24 hours to schedule an interview. Players and coaches are generally available following practice on Tuesday and Wednesday, or by appointment if necessary. Coach McElwain is also available on the weekly MAC Media Teleconference every Monday throughout the season.

Visiting Radio

One ISDN line and two telephone lines are available for use by the official radio network of the visiting team. Visiting networks that wish to have additional lines installed at their own expense may do so by contacting CMU Telecommunications at (989) 774-1474.

Video

The Athletic Communications Department maintains a vast library of video clips for distribution to requesting electronic media. In addition, postgame highlights and press conference cut-ups are available for download using the department's FTP server. Please contact Zack Howard (howar1zm@cmich.edu) for detailed instructions and requests.

Postgame Interviews

Following all home games, Coach McElwain and selected players will meet with the media. A representative from the Athletic Communications Department will escort media to the room from the northeast corner of the field at the end of the game. The opposing coach and players are available outside the visitors' locker room. After road games, Coach McElwain and players will meet with media outside the locker room following a brief cooling off period.

Contact Info

Athletic Communications
 120 Rose • (989) 774-3277

Associate AD (Football Contact): Rob Wyman
 (248) 953-6471 • wyman1rd@cmich.edu

Associate Director: John Regenfuss
 (989) 400-8913 • regen1jm@cmich.edu

Assistant Director: Andy Sneddon
 (231) 838-9188 • snedd1a@cmich.edu

Credentials & Parking

Requests for football media credentials & parking must be made through Rob Wyman. Please email him at wyman1rd@cmich.edu with all requests. Requests will be considered on an individual basis and are not guaranteed to be approved, based on space limitations and other policies. Once notified of approval, credentials may be picked up in person in the Athletic Communications Department or left at Media Will Call.

Photographers/Videographers

In an attempt to keep the sidelines as clear as possible for working media, photographers and videographers on the sideline will be required to wear an armband in addition to displaying their credential. Credentials and armbands are available for pickup at Media Will Call.

Media Will Call

The Media Will Call window is located in the northwest ticket booth. Credentials and photographer armbands are available for pickup.

Chippewa Nickname

The Central Michigan University Board of Trustees has approved the continued use of the nickname "Chippewas" in association with CMU. The university's goals are to use the name with honor and respect, increase supportive connections between CMU and Native Americans and improve efforts to sensitize students, faculty and staff to Native American traditions and cultures.

Media representatives have been extremely cooperative as we have worked to address this important issue. In nearly all cases, print and broadcast reporters have supported CMU's efforts to eliminate the use of symbols, headlines and copy that present inappropriate and inaccurate images of Native Americans.

Central Michigan University is grateful for your help, and we ask for your continued cooperation and sensitivity. With your assistance, we can continue to use the Chippewa name with dignity and respect.

CMU, an AA/EO institution, is strongly and actively committed to increasing diversity within its community (see www.cmich.edu/aaeo).

ALPHABETICAL ROSTER

No.	Name	Pos.	Ht.	Wt.	Cl.	Hometown/Last School
2	Sean Adesanya	DL	6-3	238	Sr.	Rahway, N.J./Illinois
16	Norman Anderson	DB	6-0	166	So.	Jacksonville, Fla./Fletcher
32	Nick Apsey	LB	6-1	200	R-Fr.	Empire, Mich./Glen Lake
77	Vashon Bailey	OL	6-7	295	Fr.	Sunrise, Fla./Somerset Academy
70	Johnathan Berghorst	DL	6-2	287	R-Fr.	Zeeland, Mich./East
24	Darius Bracy	DB	5-10	182	So.	Mobile, Ala./Baker
10	Montrae Braswell	DB	5-10	185	R-Fr.	Avon Park, Fla./Avon Park
92	Jacques Bristol	DL	6-1	285	Fr.	Sarasota, Fla./Booker
9	Brandon Brown	DB	5-10	178	So.	Buffalo, N.Y./Canada Prep Football Academy
59	Tico Brown	DL	6-2	297	R-Fr.	Kokomo, Ind./Homestead
8	Troy Brown	LB	6-0	203	So.	Flint, Mich./Carman-Ainsworth
44	Hunter Buczkowski	FB	6-0	243	Jr.	Mount Pleasant, Mich./Mount Pleasant
63	Brady Buell	K/P	5-11	208	So.	Traverse City, Mich./St. Francis
46	Braeden Childress	DL	6-2	210	Fr.	Big Rapids, Mich./Big Rapids
6	Brandon Childress	WR	6-2	184	Sr.	Baldwin, Mich./Baldwin
82	Cameron Cole	WR	6-0	202	Sr.	Lansing, Mich./Saline
32	Thaddeus Cornick	RB	6-0	192	Jr.	Reading, Pa./Fleetwood
93	Keegan Cossou	DE	6-5	244	So.	Greenville, Mich./Greenville
27	Josh Crawford	RB	5-11	190	Fr.	Montclair, N.J./Montclair
55	D'Andre Dill	DL	6-1	310	Sr.	Chester, Pa./Chester
30	Ormondell Dingle	DB	6-3	205	Fr.	Detroit, Mich./Cass Technical
68	Erik Ditzhazy	OL	6-5	273	So.	Grand Rapids, Mich./Forest Hills Northern
58	Jake Dominguez	OL	6-5	300	Jr.	San Jose, Calif./Independence / Foothill College
12	Quinten Dormady	QB	6-4	215	Sr.	Boerne, Texas/Boerne / Houston
17	George Douglas	LB	6-1	219	So.	Ypsilanti, Mich./Belleville
84	Bailey Edwards	WR	6-1	186	So.	Chelsea, Mich./Chelsea
60	Steve Eipper	OL	6-4	286	Sr.	Greenville, Mich./Greenville
99	Joshua Eldridge	DL	6-3	280	Jr.	Detroit, Mich./Clintondale
28	Luke Elzinga	P	6-4	194	Fr.	Grand Rapids, Mich./Grand Rapids Christian
66	Tyden Ferris	OL	6-4	292	R-Fr.	Delton, Mich./Delton-Kellogg
79	Nick Follmer	OL	6-4	288	So.	O'Fallon, Mo./Liberty
46	Javon Gantt	TE	6-4	215	Fr.	Jacksonville, Fla./Westside
95	Darrick Gibson	DL	6-1	321	Jr.	Mt. Clemens, Mich./Chippewa Valley
41	Cory Gildersleeve Jr.	LB	6-1	221	Fr.	Saline, Mich./Saline
67	Luke Goedeke	OL	6-4	267	So.	Whitelaw, Wis./Valders
26	Demarcus Governor	DB	5-11	183	Fr.	Plant City, Fla./Duran
35	Logan Guthrie	LB	6-0	218	Fr.	Alpena, Mich./Alpena
33	Kumehnnu Gwilly	RB	6-2	246	Jr.	Shelby Township, Mich./Utica
45	Troy Hairston	LB	5-11	235	Jr.	Birmingham, Mich./Seaholm
54	JaRaymond Hall	OL	6-5	285	So.	Detroit, Mich./Michigan
16	Austin Hergott	TE	6-3	233	So.	Fort Thomas, Ky./Highlands
34	Charles Highbaugh	RB	5-10	216	R-Fr.	Detroit, Mich./Cass Tech
6	Da'Quaun Jamison	DB	6-0	191	Sr.	Leesburg, Ga./Lee County
61	Albert Jespersen	DL	6-6	270	Fr.	Copenhagen, Denmark/H.C. Ørsten Gymnasium
11	LaQuan Johnson	DL	6-3	282	R-Fr.	Flint, Mich./Burton Bendle
23	Adam Jones	WR	6-2	185	Fr.	Knoxville, Tenn./Knoxville Catholic
31	Chuck Jones	LB	5-11	233	So.	Ypsilanti, Mich./Ann Arbor Skyline
29	Trey Jones	DB	6-2	195	Fr.	Wetumpka, Ala./Wetumpka
13	Kaden Keon	K/P	5-9	184	Sr.	St. Louis, Mich./St. Louis
50	Jamezz Kimbrough	OL	6-2	257	So.	Homewood, Ill./Flossmoor
20	Gage Kreski	DB	6-1	203	Jr.	St. Ignace, Mich./St. Ignace



No.	Name	Pos.	Ht.	Wt.	Cl.	Hometown/Last School
96	Franklin Lama	LS	6-2	251	R-Fr.	Madison Heights, Mich./Bishop Foley
48	Oakley Lavallii	FB	5-11	209	Jr.	Boca Raton, Fla./West
80	Drayton Law	WR	6-4	198	So.	Mobile, Ala./Baker
7	Tommy Lazzaro	QB	6-3	217	Sr.	Monument, Colo./Dodge City CC
4	Kobe Lewis	RB	6-0	194	So.	Americus, Ga./Americus-Sumter
17	Ben Maleszyk	QB	6-3	198	So.	Warren, Mich./Cousino
47	Nick Masztak	LB	5-11	208	So.	Mattawan, Mich./Hackett Catholic Prep
76	Jeff McCarty	LS	6-2	268	So.	Lake Orion, Mich./Lake Orion
3	Alonzo McCoy	DB	5-11	194	Jr.	Detroit, Mich./Redford Thurston
18	Kyron McKinnie-Harper	DB	6-1	185	Fr.	Detroit, Mich./Cass Technical
25	Dishon McNary	DB	6-2	195	So.	Chicago, Ill./East Paulding / Independence CC
2	David Moore	QB	6-2	180	Jr.	Alpharetta, Ga./Milton / Garden City CC
69	Danny Motowski	OL	6-3	295	Fr.	Macomb, Mich./De La Salle
22	Lew Nichols	RB	5-10	220	Fr.	Detroit, Mich./Cass Technical
87	Keonta Nixon	WR	6-4	203	R-Fr.	Chicago, Ill./Lake Park
7	Michael Oliver	LB	6-0	235	Sr.	Detroit, Mich./Cass Tech
52	Leon Page	DL	6-3	246	Jr.	Detroit, Mich./Martin Luther King
13	Mark Patritto	WR	5-11	177	So.	Rochester, Mich./Adams
8	George Pearson	QB	6-1	213	R-Fr.	Matawan, N.J./Mater Dei
88	Kalil Pimpleton	WR	5-9	160	So.	Muskegon, Mich./Muskegon / Virginia Tech
90	Evan Plate	DL	6-2	229	So.	Greenville, Mich./Greenville
85	Tony Poljan	TE	6-7	235	Jr.	Lansing, Mich./Lansing Catholic
65	Deiyantei Powell-Woods	OL	6-5	285	Fr.	Bluefield, W.V./Bluefield
86	Bernhard Raimann	TE	6-7	240	So.	Steinbrunn, Austria/Delton-Kellogg
5	Devonni Reed	DB	6-0	188	So.	Detroit, Mich./Belleville
19	Willie Reid	DB	6-1	200	R-Fr.	Detroit, Mich./Cass Tech
10	Daniel Richardson	QB	5-9	205	Fr.	Miami, Fla./Carol City
3	Romello Ross	RB	5-10	211	Sr.	Detroit, Mich./Detroit Western
97	Max Saylor	DL	6-3	235	Fr.	Rochester, Mich./Brother Rice
19	Tyrone Scott	WR	6-3	190	R-Fr.	Estill, SC./Jenkins
34	Amir Siddiq	DL	6-2	239	So.	Detroit, Mich./Fordson
57	NeVen Simington	DL	6-4	234	R-Fr.	Saginaw, Mich./Saginaw
56	Derek Smith	OL	6-5	280	Jr.	Grand Rapids, Mich./Kenowa Hills
98	Fred Stokes	DL	6-5	220	Fr.	Lombard, Ill./Montini Catholic
75	Jeff Strome	OL	6-2	286	Jr.	Dearborn, Mich./Edsel Ford
71	Robi Stuart	DL	6-2	290	Jr.	Saginaw, Mich./Saginaw Nouvel Catholic Central
37	Rolliann Sturkey	DB	5-11	178	So.	Oak Park, Ill./Oak Park-River Forest
11	JaCorey Sullivan	WR	6-1	221	Jr.	Muskegon, Mich./Muskegon
55	Romello Tarver	OL	6-5	242	R-Fr.	Delray Beach, Fla./Oxbridge Academy
12	Ryan Tice	K/P	6-1	170	Sr.	Saline, Mich./Michigan
70	Oge Udeogu	OL	6-3	310	Sr.	Imo, Nigeria/Iowa State
53	Cameron Vaughn	OL	6-6	315	Fr.	Orlando, Fla./Haines City
43	Andrew Ward	LB	6-1	220	So.	Muskegon, Mich./Nebraska
5	Jonathan Ward	RB	6-0	202	Sr.	Kankakee, Ill./Bishop McNamara
44	Justin Whiteside	LB	6-1	200	Fr.	Flossmoor, Ill./Homewood-Flossmoor
83	Joel Wilson	TE	6-4	217	R-Fr.	Petoskey, Mich./Petoskey

No.	Name	Pos.	Ht.	Wt.	Cl.	Hometown/Last School
2	Sean Adesanya	DL	6-3	238	Sr.	Rahway, N.J./Illinois
2	David Moore	QB	6-2	180	Jr.	Alpharetta, Ga./Milton / Garden City CC
3	Alonzo McCoy	DB	5-11	194	Jr.	Detroit, Mich./Redford Thurston
3	Romello Ross	RB	5-10	211	Sr.	Detroit, Mich./Detroit Western
4	Kobe Lewis	RB	6-0	194	So.	Americus, Ga./Americus-Sumter
5	Devonni Reed	DB	6-0	188	So.	Detroit, Mich./Belleville
5	Jonathan Ward	RB	6-0	202	Sr.	Kankakee, Ill./Bishop McNamara
6	Brandon Childress	WR	6-2	184	Sr.	Baldwin, Mich./Baldwin
6	Da'Quaun Jamison	DB	6-0	191	Sr.	Leesburg, Ga./Lee County
7	Tommy Lazzaro	QB	6-3	217	Sr.	Monument, Colo./Dodge City CC
7	Michael Oliver	LB	6-0	235	Sr.	Detroit, Mich./Cass Tech
8	Troy Brown	LB	6-0	203	So.	Flint, Mich. /Carman-Ainsworth
8	George Pearson	QB	6-1	213	R-Fr.	Matawan, N.J./Mater Dei
9	Brandon Brown	DB	5-10	178	So.	Buffalo, N.Y./Canada Prep Football Academy
10	Montrae Braswell	DB	5-10	185	R-Fr.	Avon Park, Fla./Avon Park
10	Daniel Richardson	QB	5-9	205	Fr.	Miami, Fla./Carol City
11	LaQuan Johnson	DL	6-3	282	R-Fr.	Flint, Mich./Burton Bendle
11	JaCorey Sullivan	WR	6-1	221	Jr.	Muskegon, Mich./Muskegon
12	Quinten Dormady	QB	6-4	215	Sr.	Boerne, Texas/Boerne / Houston
12	Ryan Tice	K/P	6-1	170	Sr.	Saline, Mich./Michigan
13	Kaden Keon	K/P	5-9	184	Sr.	St. Louis, Mich./St. Louis
13	Mark Patriotto	WR	5-11	177	So.	Rochester, Mich./Adams
16	Austin Hergott	TE	6-3	233	So.	Fort Thomas, Ky./Highlands
16	Norman Anderson	DB	6-0	166	So.	Jacksonville, Fla./Fletcher
17	George Douglas	LB	6-1	219	So.	Ypsilanti, Mich./Belleville
17	Ben Maleszyk	QB	6-3	198	So.	Warren, Mich./Cousino
18	Kyron McKinnie-Harper	DB	6-1	185	Fr.	Detroit, Mich./Cass Technical
19	Willie Reid	DB	6-1	200	R-Fr.	Detroit, Mich./Cass Tech
19	Tyrone Scott	WR	6-3	190	R-Fr.	Estill, SC./Jenkins
20	Gage Kreski	DB	6-1	203	Jr.	St. Ignace, Mich./St. Ignace
22	Lew Nichols	RB	5-10	220	Fr.	Detroit, Mich./Cass Technical
23	Adam Jones	WR	6-2	185	Fr.	Knoxville, Tenn./Knoxville Catholic
24	Darius Bracy	DB	5-10	182	So.	Mobile, Ala./Baker
25	Dishon McNary	DB	6-2	195	So.	Chicago, Ill./East Paulding / Independence CC
26	Demarcus Governor	DB	5-11	183	Fr.	Plant City, Fla./Durant
27	Josh Crawford	RB	5-11	190	Fr.	Montclair, N.J./Montclair
28	Luke Elzinga	P	6-4	194	Fr.	Grand Rapids, Mich./Grand Rapids Christian
29	Trey Jones	DB	6-2	195	Fr.	Wetumpka, Ala./Wetumpka
30	Ormondell Dingle	DB	6-3	205	Fr.	Detroit, Mich./Cass Technical
31	Chuck Jones	LB	5-11	233	So.	Ypsilanti, Mich./Ann Arbor Skyline
32	Nick Apsey	LB	6-1	200	R-Fr.	Empire, Mich./Glen Lake
32	Thaddeus Cornick	RB	6-0	192	Jr.	Reading, Pa./Fleetwood
33	Kumehnnu Gwilly	RB	6-2	246	Jr.	Shelby Township, Mich./Utica
34	Charles Highbaugh	RB	5-10	216	R-Fr.	Detroit, Mich./Cass Tech
34	Amir Siddiq	DL	6-2	239	So.	Detroit, Mich./Fordson
35	Logan Guthrie	LB	6-0	218	Fr.	Alpena, Mich./Alpena
37	Rolliann Sturkey	DB	5-11	178	So.	Oak Park, Ill./Oak Park-River Forest
41	Cory Gildersleeve Jr.	LB	6-1	221	Fr.	Saline, Mich./Saline
43	Andrew Ward	LB	6-1	220	So.	Muskegon, Mich./Nebraska
44	Hunter Buczkowski	FB	6-0	243	Jr.	Mount Pleasant, Mich./Mount Pleasant
44	Justin Whiteside	LB	6-1	200	Fr.	Flossmoor, Ill./Homewood-Flossmoor
45	Troy Hairston	LB	5-11	235	Jr.	Birmingham, Mich./Birmingham Seaholm
46	Braeden Childress	DL	6-2	210	Fr.	Big Rapids, Mich./Big Rapids
46	Javon Gantt	TE	6-4	215	Fr.	Jacksonville, Fla./Westside
47	Nick Masztak	LB	5-11	208	So.	Mattawan, Mich./Hackett Catholic Prep
48	Oakley Lavallii	FB	5-11	209	Jr.	Boca Raton, Fla./West

No.	Name	Pos.	Ht.	Wt.	Cl.	Hometown/Last School
50	Jamezz Kimbrough	OL	6-2	257	So.	Homewood, Ill./Flossmoor
52	Leon Page	DL	6-3	246	Jr.	Detroit, Mich./Martin Luther King
53	Cameron Vaughn	OL	6-6	315	Fr.	Orlando, Fla./Haines City
54	JaRaymond Hall	OL	6-5	285	So.	Detroit, Mich./Michigan
55	D'Andre Dill	DL	6-1	310	Sr.	Chester, Pa./Chester
55	Romello Tarver	OL	6-5	242	R-Fr.	Delray Beach, Fla./Oxbridge Academy
56	Derek Smith	OL	6-5	280	Jr.	Grand Rapids, Mich./Kenowa Hills
57	NeVen Simington	DL	6-4	234	R-Fr.	Saginaw, Mich./Saginaw
58	Jake Dominguez	OL	6-5	300	Jr.	San Jose, Calif./Independence / Foothill College
59	Tico Brown	DL	6-2	297	R-Fr.	Kokomo, Ind./ Homestead
60	Steve Eipper	OL	6-4	286	Sr.	Greenville, Mich./Greenville
61	Albert Jespersen	DL	6-6	270	Fr.	Copenhagen, Denmark/H.C. Ørsten Gymnasium
63	Brady Buell	K/P	5-11	208	So.	Traverse City, Mich./St. Francis
65	Deiyantei Powell-Woods	OL	6-5	285	Fr.	Bluefield, W.V./Bluefield
66	Tyden Ferris	OL	6-4	292	R-Fr.	Delton, Mich./Delton-Kellogg
67	Luke Goedeke	OL	6-4	267	So.	Whitelaw, Wis./Valders
68	Erik Ditzhazy	OL	6-5	273	So.	Grand Rapids, Mich./Forest Hills Northern
69	Danny Motowski	OL	6-3	295	Fr.	Macomb, Mich./De La Salle
70	Johnathan Berghorst	DL	6-2	287	R-Fr.	Zeeland, Mich./East
70	Oge Udeogu	OL	6-3	310	Sr.	Imo, Nigeria/Iowa State
71	Robi Stuart	DL	6-2	290	Jr.	Saginaw, Mich./Saginaw Nouvel Catholic Central
75	Jeff Strome	OL	6-2	286	Jr.	Dearborn, Mich./Edsel Ford
76	Jeff McCarty	LS	6-2	268	So.	Lake Orion, Mich./Lake Orion
77	Vashon Bailey	OL	6-7	295	Fr.	Sunrise, Fla./Somerset Academy
79	Nick Follmer	OL	6-4	288	So.	O'Fallon, Mo./Liberty
80	Drayton Law	WR	6-4	198	So.	Mobile, Ala./Baker
82	Cameron Cole	WR	6-0	202	Sr.	Lansing, Mich./Saline
83	Joel Wilson	TE	6-4	217	R-Fr.	Petoskey, Mich./Petoskey
84	Bailey Edwards	WR	6-1	186	So.	Chelsea, Mich./Chelsea
85	Tony Poljan	TE	6-7	235	Jr.	Lansing, Mich./Lansing Catholic
86	Bernhard Raimann	TE	6-7	240	So.	Steinbrunn, Austria/Delton-Kellogg
87	Keonta Nixon	WR	6-4	203	R-Fr.	Chicago, Ill./Lake Park
88	Kalil Pimpleton	WR	5-9	160	So.	Muskegon, Mich./Muskegon / Virginia Tech
90	Evan Plate	DL	6-2	229	So.	Greenville, Mich./Greenville
92	Jacques Bristol	DL	6-1	285	Fr.	Sarasota, Fla./Booker
93	Keegan Cossou	DE	6-5	244	So.	Greenville, Mich./Greenville
95	Darrick Gibson	DL	6-1	321	Jr.	Mt. Clemens, Mich./Chippewa Valley
96	Franklin Lama	LS	6-2	251	R-Fr.	Madison Heights, Mich./Bishop Foley
97	Max Saylor	DL	6-3	235	Fr.	Rochester, Mich./Brother Rice
98	Fred Stokes	DL	6-5	220	Fr.	Lombard, Ill./Montini Catholic
99	Joshuwa Eldridge	DL	6-3	280	Jr.	Detroit, Mich./Clintondale

Roster by Position

Defensive Line	18
Offensive Line	15
Defensive Back	15
Linebacker.....	11
Wide Receiver	10
Running Back	8
Quarterback	6
Tight End	5
Kicker	3
Long Snapper	2
Punter.....	2
Fullback.....	2

Roster by State/Country

Michigan.....	54
Illinois.....	7
Florida.....	7
Alabama.....	3
Georgia.....	3
New Jersey	3
Ohio	2
Pennsylvania	2
California	1
Colorado	1
Indiana	1
Kentucky	1
Missouri.....	1
New York.....	1
South Carolina	1
Tennessee.....	1
Texas.....	1
West Virginia.....	1
Wisconsin	1
Austria	1
Denmark.....	1
Nigeria.....	1

Roster by Year

True Freshmen.....	22
Redshirt Freshmen.....	15
Sophomores.....	28
Juniors	16
Seniors.....	14

Pronunciation Guide

Sean Adesanya Ad-uh-sahn-yeah
 Hunter Buczkowski Booch-KOW-skee
 Carlton Cleophat Cle-o-fat
 Keegan Cossou.....CA-sue
 Erik Ditzhazy.....Ditz-haze-e
 Steve Eipper EYE-per
 Kumehnnu GwillyKoo-men-new Gawilly
 Oakley Lavallii.....Luh-val-ee

Ben MaleszykMal-i-zak
 Tony PoljanPOLE-jan
 Bernhard RaimannBer-nard Ray-man
 Devonni ReedDa-VON-nee
 Amir SiddiqSA-deek
 Rolliann Sturkey..... Roll-ee-an



MEET THE COACHES



JIM McELWAIN

Head Coach First Season

Jim McElwain was named to head the Central Michigan football program on Dec. 2, 2018, by Zyzelewski Family Associate Vice President/Director of Athletics Michael Alford.

McElwain's experience and commitment to athletics, academics, social responsibility and community made him a perfect fit for CMU.

"Coach McElwain recruits outstanding student-athletes and gets the best out of them," Alford said upon McElwain's hiring. "He motivates his players and holds them accountable. He expects them to practice hard, win, go to class, graduate and be strong members of our community."

McElwain's coaching resumé is exceptional, topped by successful runs in heading the programs at Florida and at Colorado State, and he has been a member of coaching staffs on national-championship teams.

- McElwain led Florida to 19 wins and back-to-back SEC East titles during his first two seasons in Gainesville.

- Those titles made him the first coach in league history to reach the SEC Championship Game in his first two seasons as head coach. Just two other coaches reached the title game in their first season.

- He was named the SEC Coach of the Year in 2015.

- He led Colorado State to a 10-3 finish in 2014, earning the Mountain West Conference Coach of the Year Award.

- He earned American Football Coaches Association regional coach of the year awards in both 2014 and 2015.

- As the offensive coordinator/quarterbacks coach under Nick Saban at Alabama from 2008-11, McElwain helped the Crimson Tide to two national championships and coached 2009 Heisman Trophy winner Mark Ingram.

- McElwain served as an assistant at Michigan under Jim Harbaugh during the 2018 season, helping the Wolverines to a 10-2 regular-season finish and a top-10 ranking.

The McElwain File

College .. Eastern Washington, 1984
Family..... Wife, Karen;
Daughters, JoHanna &
Elizabeth; Son, Jerret

Coaching History

1985-1986 Eastern Washington
Graduate Assistant

1987-1994 Eastern Washington
Quarterbacks/Wide Receivers

1995-99 Montana State
*Offensive Coordinator/
Wide Receivers/Special Teams
Coordinator*

2000-2002 Louisville
*Wide Receivers/Special Teams
Coordinator*

2003-2005 Michigan State
*Assistant Head Coach/Wide
Receivers/Special Teams
Coordinator*

2006..... Oakland Raiders
Quarterbacks

2007 Fresno State
*Offensive Coordinator/
Quarterbacks*

2008-11 Alabama
*Offensive Coordinator/
Quarterbacks*

2012-2014 Colorado State
Head Coach

2015-2017 Florida
Head Coach

2018..... Michigan
Wide Receivers

2019-Present Central Michigan
Head Coach

In nearly 30 years of collegiate coaching, McElwain has consistently displayed an ability to build winning teams with a focus on academic success, an eagerness to engage fans and the community, and a determination to maintain integrity throughout the program.

McElwain is a native of Missoula, Mont. He played quarterback at Eastern Washington from 1980-83 and began his climb up the coaching ladder at his alma mater, first as a graduate assistant and then as the quarterbacks/wide receivers coach from 1987-94.

He moved on to Montana State in 1995, serving as the Bobcats' offensive coordinator, their wide receivers coach, and as their special teams coordinator.

McElwain served as the wide receivers coach/special teams coordinator at Louisville from 2000-02 and at Michigan State as the assistant head coach, wide receivers coach, and special teams coordinator from 2003-05.

In 2006, McElwain moved on to the NFL, working as the quarterbacks coach for the Oakland Raiders. He remained on the west coast in 2007, serving as the offensive coordinator/quarterbacks coach at Fresno State as the Bulldogs finished 9-4.

In 2008, McElwain joined Saban's staff at Alabama, and he helped lead the Crimson Tide to an incredible 48-6 combined record in his four years on staff as they claimed national titles in 2009 and 2011.

In 2012, McElwain took the reins at Colorado State, leading a program that had won just nine games combined in the three years prior to his arrival to a combined 22 victories from 2012-14. The McElwain-led Rams won 10 games in 2014, tying for the second highest in program history.

McElwain coached at Florida from 2015-17, compiling a 22-12 overall record, two SEC East titles, two SEC Championship Game appearances.

McElwain and his wife, Karen, have three children: JoHanna, Elizabeth and Jerret.





ROBB AKEY

**Defensive Coordinator
First Season**

Robb Akey, a veteran who has served as both a head coach and as an assistant coach on the professional and Football Bowl Subdivision levels, was named the Chippewas' defensive coordinator in February, 2019, by coach Jim McElwain.

The Akey File

College Weber State, 1988
Family.....Wife, Molly
.....Sons, Jack and Daniel

Coaching History

1988-94Weber State
Defensive line/Special teams
1995-98 Northern Arizona
*Linebackers/
Defensive coordinator*
1999-2006Washington State
*Defensive coordinator/
Defensive line*
2007-12Idaho
Head Coach
2014..... Minnesota Vikings
Assistant defensive line
2015-16 Washington Redskins
Defensive line
2017.....Florida
Defensive assistant
2019-Present.....Central Michigan
Defensive coordinator

Akey served under McElwain as the defensive line coach at Florida in 2017 and before that spent three seasons in the NFL, two with the Washington Redskins where he helped them to a divisional championship in 2015.

As a head coach, Akey led Idaho to an 8-5 record and a win in the 2009 Humanitarian Bowl. It marked the most wins for Idaho in 11 years, and it was just the second bowl victory in program history.

As the defensive coordinator at Washington State, Akey helped coach the Cougars to a Pac-10 championship, two bowl victories, a Rose Bowl berth, and three times during his tenure did the Cougars finish in the top 10 in the final Associated Press poll.

Akey was a First Team All-Big Sky Conference and a Division I-AA honorable mention All-American as a linebacker/defensive end at Weber State in 1987. He was the Wildcats career co-leader in sacks with 15 when he graduated. He earned a bachelor's degree from Weber State in 1988.



CHARLIE FRYE

Offensive Coordinator/Quarterbacks First Season

Charlie Frye was named by coach Jim McElwain to serve as Central Michigan's offensive coordinator/quarterbacks coach in February, 2019.

The Frye File

CollegeAkron, 2005
Family..... Wife, Lenette;
.....Sons, C.J. and Christian

Coaching History

2012-13 Jones (Orlando, Fla.) HS
Offensive coordinator
2014-15 ... Wekiva (Apopka, Fla.) HS
Offensive coordinator
2013-17 ...Nike Opening Combine
*Quarterback coach/
Offensive coordinator*
2015-17 Florida
*Consultant/Director of player
development*
2018.....Ashland
Wide Receivers
2019-PresentCentral Michigan
*Offensive coordinator/
Quarterbacks*

Frye was a standout quarterback at Akron before going on to play in the NFL from 2005-09. He was drafted in the third round by the Cleveland Browns and played for the Seattle Seahawks and Oakland Raiders in addition to the Browns during his NFL career.

Among Frye's professional protégés is Julian Edelman, who played collegiately at Kent State and is now with the New England Patriots.

Frye served as a consultant as well as the director of player development under McElwain at Florida from 2015-17.

Frye spent the 2018 season was the wide receivers coach at Ashland, where he helped lead the Eagles to a 6-2 finish (third place) in the Great Lakes Intercollegiate Athletic Conference. He helped Kamaron Green earn second team all-conference honors.

Frye holds a Bachelor of Science degree with a major in exercise science from Akron.



KEVIN BARBAY

Assistant Head Coach/Wide Receivers First Season

Kevin Barbay was named CMU's assistant head coach/wide receivers coach by coach Jim McElwain in February, 2019.

Barbay served under McElwain from 2015-17 at Florida as the Gators' director of player development. In that role, Barbay worked daily in evaluations, opponent scouting, practice scheduling, and roster management.

Barbay helped the Gators to back-to-back Southeastern Conference East Division championships and appearances in the Buffalo Wild Wings and Outback bowls. He served during the 2018 season as the offensive coordinator/quarterbacks coach at Stephen F. Austin.

Barbay was a part of McElwain's staff at Colorado State when the Rams finished 10-3 in 2014 and earned a Las Vegas Bowl berth. Barbay served as the wide receivers/special teams coach at Lamar in 2012-13.

Barbay began his coaching career as an assistant in 2003-04 at Monsignor Kelly High School in Beaumont, Texas. He served as a graduate assistant at both Baylor and North Texas, was an assistant at Texas A&M-Commerce, and served as the head coach/athletic director at Warren (Texas) High School.

Barbay earned a Bachelor of Science degree with a major in exercise science and fitness management from Lamar in 2005. He earned a Master of Science in education-sport management from Baylor in 2007.

Barbay played at Grambling State where he helped the Tigers claim the 2002 Southwestern Athletic Conference title and a Black College national championship before transferring to Lamar.

The Barbay File

College Lamar, 2005
Family..... Wife, Kacie;
..... Daughters Kynsle and
..... Karoline; Son, Karson

Coaching History

2003-04 Monsignor Kelly
(Beaumont, Texas) HS
Wide receivers
2005-06 Baylor
Graduate assistant
2007-08 Texas A&M-Commerce
Quarterbacks/Wide receivers
2009 North Texas
Graduate assistant-tight ends
2010-11 Warren (Texas) HS
Head coach/Athletic director
2012-13 Lamar
Wide receivers/Special teams
2014 Colorado State
Director of player personnel
2015-17 Florida
Director of player
development
2018 Stephen F. Austin
Offensive coordinator/
Quarterbacks
2019-Present Central Michigan
Assistant Head Coach/Wide
Receivers



RYAN BEARD

Special Teams Coordinator/Safeties First Season

Ryan Beard was named by coach Jim McElwain as CMU's safeties/special teams coach in February, 2019.

Beard served as an assistant during the 2017-18 seasons at Louisville, starting as the defensive quality control coach before moving on to become the Cardinals' linebackers coach and their co-special teams coordinator. Beard also served as a defensive quality control coach in 2014

Among those who Beard coached at Louisville are Jaire Alexander, who was selected by the Green Bay Packers in the first round of the NFL draft; 2014 Jim Thorpe Award winner Gerod Holliman; and James Sample, a member of the Jacksonville Jaguars.

As the defensive backs coach at Western Kentucky in 2016, Beard helped lead the Hilltoppers to the Conference USA championship and a win in the Boca Raton Bowl. He was also a graduate assistant at WKU in 2012 and 2013.

As a defensive back at Western Kentucky from 2007-11, Beard was a two-time All-Sun Belt Conference selection and was named to the league's all-freshman squad and its all-academic team. In 2011, he earned the Western Kentucky Iron Man Award.

Beard holds two degrees from Western Kentucky, a Bachelor of Science with a major in business management, and a Master of Science in recreation and sport administration.

The Beard File

College ...Western Kentucky, 2012
Family.....Wife, Katie
.....Son, Beau

Coaching History

2012-13Western Kentucky
Graduate assistant
2014 Louisville
Defensive quality control
2015Northern Michigan
Defensive backs
2016.....Western Kentucky
Defensive backs
2017..... Louisville
Defensive quality control
2018 Louisville
*Co-Special Teams Coordinator/
Linebackers*
2019-PresentCentral Michigan
*Special Teams Coordinator/
Safeties*



MIKE CUMMINGS

**Offensive Line
First Season**

Mike Cummings was named in February, 2019, to serve as the Chippewas' offensive line coach.

Cummings is a familiar name and face around Mount Pleasant as he served under various Chippewa head coaches as the offensive line coach, the offensive coordinator, and as a graduate assistant. In joining McElwain's staff, it marks the fifth time that Cummings has worn maroon and gold.

He served as the offensive coordinator at VMI in 2017-18. The Keydets ranked eighth last fall in passing offense among Football Championship Subdivision teams.

Among Cummings' protégés at CMU was tackle Eric Fisher, who was selected first overall in the 2013 NFL draft by the Kansas City Chiefs.

As CMU's offensive coordinator from 2010-13, Cummings oversaw a passing game that ranked among the top 25 nationally in two of his four years on staff.

Cummings was a graduate assistant at CMU in 1988-89 and served as the Chippewas' offensive line coach from 1992-97 and in 1999.

While at Marshall (2005-09), Cummings served as the offensive line coach and recruiting coordinator. In each of his five seasons there, at least one member of the Thundering Herd offensive line earned All-Conference USA honors, led by Rimington Trophy candidate Doug Legursky, who went on to play for the Pittsburgh Steelers.

Cummings earned three letters as a player at Buffalo while working toward a Bachelor of Science degree with a major in physical education/exercise science. He earned his Master of Arts in athletic administration from CMU.

The Cummings File

CollegeBuffalo, 1984
Family..... Wife, Donna;
... Daughters, Elizabeth and
.....Emily

Coaching History

1987.....Rensselaer Polytechnic Institute
Offensive line
1988-89Central Michigan
Graduate assistant
1990-91Millersville (Pa.)
Offensive line/Special teams
1992-97Central Michigan
Offensive line
1998Michigan State
Tight ends/Special teams
1999Central Michigan
Offensive line
2000-01Eastern Michigan
*Defensive line/
Recruiting coordinator*
2002-04Western Michigan
*Offensive line/
Recruiting coordinator*
2005-09Marshall
*Offensive line/
Recruiting coordinator*
2010-13Central Michigan
*Offensive coordinator/
Offensive line*
2014-16Connecticut
*Offensive coordinator/
Tight ends/Offensive line*
2017-18VMI
Offensive line
2019-PresentCentral Michigan
Offensive Line



The DeBastiani File

College Shepherd, 1994
Family..... Son, Ben;
..... Daughter, Maria

Coaching History

1993-94 Shepherd
Graduate assistant
1995-96 Appalachian State
Assistant defensive line
1997-2004 Bethune-Cookman
*Defensive line/
Video coordinator*
2005-14 Norfolk State
*Defensive coordinator/
Linebackers*
2015-17 Florida
Defensive quality control
2018..... Alabama A&M
*Defensive coordinator/
Linebackers*
2019-Present Central Michigan
Linebackers

MARK DEBASTIANI

Linebackers First Season

Mark DeBastiani was named by coach Jim McElwain to serve as CMU's linebackers coach in February, 2019.

In 2018, DeBastiani served as the defensive coordinator/linebackers coach at Alabama A&M, leading a unit that ranked second in the Southwestern Athletic Conference in points allowed and third in total yardage, continuing a long-running trend of solid defenses wherever DeBastiani has coached.

Coaching under McElwain at Florida, DeBastiani helped lead the Gators to the Southeastern Conference East Division championship and the Buffalo Wild Wings Bowl in 2015.

DeBastiani-led defenses at Norfolk State annually ranked in the top 10 in total defense among Football Championship Subdivision schools, and in 2014 he was a finalist for the Coordinator of the Year Award. He helped the program capture a conference title in 2011 and earn a spot in the FCS playoffs.

He enjoyed similar sustained success at Bethune-Cookman, where his defenses ranked annually at the top or among the very best in the Mid-Eastern Athletic Conference. During his tenure, the squad made two NCAA 1-AA playoff appearances and won the MEAC title in 2002.

DeBastiani helped Appalachian State capture the 1995 Southern Conference title as ASU advanced to the quarterfinals of the 1-AA playoffs. He also won a league title as a graduate assistant at Shepherd in 1994.

DeBastiani was a two-year starting center at Shepherd, from which he earned a degree in health in 1994.



JUSTIN HINDS

**Defensive Line
First Season**

Justin Hinds was named CMU's defensive line coach by head coach Jim McElwain in February, 2019.

Hinds spent the 2018 season helping lead a Lafayette defense that showed dramatic improvement and ranked first in the Patriot League and among the top 25 teams in Football Championship Subdivision in takeaways with 23 and was second in the league with 15 interceptions.

Hinds helped cultivate similar success at Valdosta State, where he was part of a defense that was regularly ranked among the top teams in both the Gulf South Conference and NCAA Division II in interceptions, turnovers gained, first downs allowed and third-down defense.

Prior to Valdosta State, Hinds was a defensive line graduate assistant coach at Florida in 2015 season and at Mississippi State in 2014. During his time in the SEC, Hinds coached NFL draftees John Bullard (second round, Chicago Bears) at Florida, along with Preston Smith (second round, Washington Redskins) and Chris Jones (second round, Kansas City Chiefs) at Mississippi State.

Hinds' coached at Wagner (N.Y.) College from 2011-13 as the assistant outside linebackers and defensive line coach, helping guide the Seahawks to the Northeast Conference Championship in 2012.

Hinds earned a Bachelor of Science degree from Rowan (N.J.) and a master's from Wagner. He was a two-time All-New Jersey Athletic Conference defensive lineman during a four-year career at Rowan.

The Hinds File

College Rowan (N.J.), 2009

Coaching History

2009 Rowan (N.J.)

Assistant Defensive Line

2010 . Plainfield (N.J.) High School

Defensive Coordinator

2011 Woodbridge (N.J.) HS

Offensive and Defensive Line

2011-13 Wagner

Defensive line

2014 Mississippi State

Graduate assistant

2015 Florida

Graduate assistant

2016 Valdosta State

Defensive line

2017-18 Lafayette College

Defensive line

2019-Present Central Michigan

Defensive line



The Jackson File

College Sterling, 1986
Family Wife, Lori

Coaching History

1987 Butler County CC
Running Backs
1988-89 Central Missouri
Defensive ends
1990-91 Utah State
Linebackers
1992-94 Pacific
Linebackers
1995 New Mexico
Linebackers
1996-99 Arizona State
Running backs
2000-01 Houston
Linebackers
2002-04 Washington
*Running backs/Linebackers/
Safeties*
2005-06 New Mexico
Running backs
2007 Baylor
Running backs
2008 Kansas State
Linebackers
2009-12 Purdue
Running backs
2013-17 UTEP
Running backs
2019-Present Central Michigan
Running backs

CORNELL JACKSON

Running Backs First Season

Cornell Jackson, named to by coach Jim McElwain to lead CMU's running back corps, sports an impressive and deep resumé that includes stints at schools belonging to the Big Ten, the Big 12, the Pac 12, Conference USA, the Mountain West, and the American, among others.

Jackson has coached dozens of players who have earned All-America and all-conference honors, and have been drafted by NFL teams and gone on to success on the professional level. Among them is Aaron Jones of UTEP, Akeem Shavers and Ralph Bolden of Purdue, DonTrell Moore of New Mexico, and J.R. Redmond, Terrell Smith and Terry Battle of Arizona State.

Jackson helped Purdue land bowl bids in both 2011 and 2012, participating in the Little Caesars Pizza Bowl and the Heart of Dallas Bowl respectively.

Jackson was on the Kansas State staff in 2008, coaching the linebackers. He has also coached the running backs at Arizona State (1996-99), Washington (2004), New Mexico (2005-06) and Baylor (2007).


Jackson's stint in Tempe produced five running backs that were chosen in the NFL Draft, including two (Battle and Redmond) who garnered All-Pac 10 honors. The Sun Devils played in three bowl games during Jackson's tenure (1996 Rose, 1997 Sun, 1999 Aloha).

While at Washington, Jackson coached the linebackers (2002) and the safeties (2003) prior to taking over as running backs coach. He also added recruiting coordinator to his list of responsibilities in 2004. The Huskies played in the 2002 Sun Bowl.

In 2005, New Mexico's DonTrell Moore earned Mountain West Offensive Player of the Year honors after becoming just the sixth player in NCAA history to rush for 1,000 yards in four separate seasons.

In 2000 and in 2001, Jackson coached the linebackers at Houston. Under his tutelage, Wayne Rogers was named the Conference USA co-Defensive Player of the Year in 2000. He was also linebackers coach at Utah State (1990-91) and Pacific (1992-94).

Jackson played defensive back at Hinds Junior College in 1982 and 1983 before moving on to Sterling (Kan.) College, where he was a two-time all-conference defensive back. He earned his bachelor's degree with a major in health and physical education in 1986.



DAVID ROWE

Cornerbacks First Season

David Rowe is in his first season as cornerbacks coach for the Central Michigan Football program, having been named to the post by coach Jim McElwain in February, 2019.

Rowe spent the 2018 season as the defensive backs coach at Valdosta State, helping the Blazers to a 14-0 record, the NCAA Division II National Championship, and the Gulf South Conference title. Rowe's group ranked eighth in the nation in passes intercepted and ninth in red zone defense.

Rowe was a three-year starter at cornerback and safety for Rutgers from 2008-11. He earned a bachelor's degree with a major in communications from Rutgers in 2012.

A Florida native, Rowe joined the Tampa Bay Buccaneers by way of the Bill Walsh Minority Internship program in 2013. The four-month internship led to a defensive coaching assistantship.

Following his stint with the Bucs in 2013, Rowe took a graduate assistant position at Western Michigan. He later served as the defensive coordinator at Rockledge (Fla.) High School.

The Rowe File

College Rutgers, 2012

Coaching History

2013 Tampa Bay Buccaneers
*Defensive coaching
assistantship*

2014 Western Michigan
Graduate assistant

2015-16 Rockledge (Fla.) HS
Defensive coordinator

2017-18 Valdosta State
Defensive backs

2019-Present Central Michigan
Cornerbacks



The Thompson File

College Oregon State, 2008
 Family..... Wife, Lindsay;
 Children, Brycen and
 Tausani

Coaching History

2011-12 Pacific
Defensive line
 2012-14 Oregon State
Graduate assistant
 2015-17 Nebraska
Graduate assistant
 2018-Present Central Michigan
Tackles/Tight ends

TAVITA THOMPSON

Tackles/Tight Ends Second Season

Tavita Thompson enters his second season as an assistant with the Central Michigan football program.

He serves as the Chippewas' tackles/tight ends coach after serving as the tight ends coach during the 2018 season.

Prior to his arrival at CMU, Thompson spent three seasons as a graduate assistant at Nebraska, where he mentored Cethan Carter and Tyler Hoppes, who made 34 receptions, a record for a Cornhusker tight end, in 2017. Carter is headed into his third season with the Cincinnati Bengals.

Thompson was a graduate assistant on the Oregon State staff from 2012-14, working with tight ends and the offensive line. He was a defensive line coach at Pacific in 2011-12.

Thompson played on the offensive line at Oregon State from 2004-08 and was a member of four Oregon State teams that won bowl games. Thompson appeared in two preseason games for the New York Jets in 2009 and spent the 2010 season in the United Football League.

Thompson graduated from Oregon State in 2008 with a degree in human development and family studies. He earned a master's from Nebraska in 2016. Thompson and his wife, Lindsay, have two children, Brycen and Tausani.



BEN PRESNELL

Director of Football Operations Seventh Season

Ben Presnell is in his seventh season as a member of the Central Michigan University football staff.


As the director of operations, Presnell serves as the primary liaison for coach Jim McElwain and the football program to all areas within the athletics department and Central Michigan University. Among Presnell's duties are budget oversight, team travel coordination, training camp logistics, bowl preparation and travel, internal team and staff communication, training table meals, the summer school and jobs program, and the student-worker program.

Presnell has also served as the program's director of player personnel and in quality control.

Presnell worked as an intern with the Detroit Lions during the NFL team's training camp for the 2013 season. He was raised in Mount Pleasant, is a graduate of Mount Pleasant High School, possesses a wealth of knowledge and experience with regard to the football program, the campus, and the surrounding community.

He earned his bachelor's degree with a major in entrepreneurship from CMU in 2004 and his master's in sports administration from CMU in 2013.

He spent nearly a decade working in the online media business in Los Angeles where he was part of a team that helped launch two very successful online entertainment news websites and TV shows. He returned home to Mount Pleasant to pursue a career in athletics. Presnell and his wife Liz have a daughter, Piper.



JOEL WELSH


Director of Strength & Conditioning First Season

Joel Welsh joined CMU as its director of strength and conditioning in June, 2019

Welsh leads the CMU strength and conditioning staff and specifically serves the football program. He is certified by the Collegiate Strength and Conditioning Coaches Association and is a USAW – Level 1 Sports Performance Coach.

Welsh led the strength and conditioning program at Delaware State. He worked directly with the football, men's basketball, women's volleyball, track & field, equestrian, and women's golf teams. He was honored in 2017 with the Athletic Directors Choice Award as the employee of the year and was recognized in 2018 by the Division of Student Affairs with the Quiet Champion Award.

Welsh was a part of the strength and conditioning team at Iowa from 2012-16, working directly with the football program under legendary coach Chris Doyle. Prior to his time with the Hawkeyes, Welsh worked as a graduate assistant at Springfield (Mass.) College, Fordham and began his career in 2008 as the strength and conditioning coordinator at Queens College, from which he earned his bachelor's degree with a major in family nutrition and exercise science. He earned his masters in strength and conditioning from Springfield College.



ALBERT KARSCHNIA

**Director of Player Personnel
Third Season**

Albert Karschnia is in his third season as the director of player personnel for the Central Michigan football program.

Karschnia worked in 2015-16 on the football staff at Michigan, serving in various roles including that of assistant recruiting coordinator. In that capacity, Karschnia was responsible for the oversight of recruitment of offensive players, directed on-campus recruiting efforts, and managed the program's preferred walk-on program.

A Michigan native and a graduate of St. Mary's Preparatory in Orchard Lake, Karschnia earned a bachelor's degree with a major in sport management from Michigan in 2015. He served as the director of professional development and alumni relations chair for the University of Michigan Sport Business Association.



JAY McDOWELL

**Video Video Operations Coordinator
10th Season**

Jay McDowell is in his 10th year as Central Michigan football's video coordinator.

"Jay Mac" oversees the Chippewas' state-of-the-art video analysis system, the DragonFly game exchange system, eight student workers, the maintenance of the recruiting video database, manages the Chippewas' iPad video and playbook system, coordinates the filming of all practices and games, and the production of highlight films and graphics.

McDowell was named the Mid-American Conference Video Coordinator of the Year in 2015 by the Collegiate Sports Video Association. The award, which is voted on by video coordinators at each MAC institution, is based on quality of work and professionalism.

McDowell came to CMU in 2010 from Southern Mississippi where he spent five years as the director of video operations and the assistant athletic director for sports technology. McDowell served as the director of video operations at Louisiana at Monroe for five years, and in 2000 earned his first conference video coordinator of the year. McDowell has also worked at Colorado.

McDowell and his wife Misty have a son, Dakota, and a daughter, Mia.

Football Support Staff

Deb Goodwin.....Executive Secretary
Brian WieseHead Athletic Trainer
Eduardo Godoy Assistant Athletic Trainer
Michael McPikeEquipment Operations
Steve Ferentz.....Graduate Assistant

Jake KostnerGraduate Assistant
Adam CoxGraduate Assistant
Justin Joyce.....Quality Control
Jason JohnsonStudent Assistant



MICHAEL ALFORD

Zyzelewski Family Associate Vice President/
Director of Athletics
Third Year

Michael Alford is in his third year as Central Michigan's Zyzelewski Family Associate Vice President/Director of Athletics, and his impact on Chippewa Athletics has been remarkable.

The 2018-19 season was the most successful fundraising year in Chippewa Athletic Fund history, and the 2019-20 season begins with ground having been broken on the Chippewa Champions Center, a transformational project overlooking Kelly/Shorts Stadium that will fill critical needs for the university community, support student-athlete success and serve as an inspiring environment for students, parents, alumni, faculty and staff.

In the athletic arena, the Chippewas put together another outstanding season under Alford in 2018-19:

- The Chippewa baseball team captured both the MAC regular-season and tournament championships and made its first NCAA Tournament appearance since 1995.
- The CMU women's basketball team won the Mid-American Conference regular-season championship and earned its second-consecutive NCAA Tournament bid.
- The resurgent Chippewa track & field program saw its women's team win its first MAC Indoors championship since 2004.
- The Chippewa gymnastics team won its second-consecutive MAC regular-season title and received its 11th consecutive NCAA Regional berth.
- The CMU men's basketball team posted a 23-win season, tying for the second-highest win total in program history.

Alford arrived at Central Michigan in July 2017, after a national search, as a senior

executive with a strong history of fundraising and marketing at the University of Oklahoma, with the Dallas Cowboys, at the University of Alabama, with ESPN, at the University of Southern California, with the Cincinnati Bengals, and at the University of Cincinnati.

In his first two years at CMU, Alford:

- Launched the Chippewa Champions Center, which will provide modern facilities for CMU Athletics and the football program. The building will house CMU's main sports medicine operations including a rehab and hydrotherapy area. Football operations will also be housed here including locker room, strength & conditioning, team meeting rooms, coach's offices, and more.
- CMU finished its 3,200 square foot videoboard structure at Kelly/Short Stadium, by far the largest in the Mid-American Conference. The project also included a new audio system with 16 speakers.
- Renegotiated CMU Athletics' sponsorship deal with Adidas, increasing revenue by more than 600 percent.
- Oversaw the design and construction of new locker rooms and a team room for the soccer and gymnastics teams.
- CMU broke the all-time fundraising record set in 2010 by 50 percent in 2017-18, and then broke it again in 2018-19.
- Saw Chippewa Athletic Fund membership hit an all-time high in memberships
- Hired new head coaches for football, women's basketball, gymnastics, golf, field hockey, track and field, soccer, softball and baseball.
- Launched a series of monthly "Fire Up Chats" to speak directly to CMU fans. Alford used this forum on cmuchippewas.com to address student-athlete success, laud on-field

performances and championships, outline his vision for facility upgrades, and stress the importance of being part of the Chippewa Athletic Fund and other forms of giving.

- Started the Chippewa Leadership Academy to give CMU student-athletes a guided path from their time as a freshman to graduation, and to hear from on-campus, regional and national figures on the meaning of leadership. He also formed a captain's table that brings together a select group of seniors who dive deeper into leadership themes and serve as a sounding board to improve CMU Athletics.
- Saw CMU student-athletes collectively post a grade-point average above 3.0 for the 40th and 41st consecutive semesters.
- Developed an athletics diversity graduate assistantship program to increase diversity in job candidates in athletics administration.

At Oklahoma, Alford served as the senior associate athletics director for administration and development. Alford planned, fundraised, and managed a \$160 million end zone facility project at Oklahoma and led several other capital campaigns. Also, he developed and designed the Sooner Club Preview Center, built to enhance the capital campaigns. He led development, sport-specific marketing, oversaw several sports, was part of the Title IX, gender equity, and diversity and inclusion teams, negotiated corporate sponsorship agreements, and helped manage master plans for facilities.

He also led a period of rapid growth in the Sooner Club, the primary fund-raising group at Oklahoma. Under Alford's leadership, the Sooner Club set annual records for donations from 2013 to 2017, and membership increased to an all-time high of more than 12,000. He also established the Sooner Club's Young Alumni program, and he oversaw a team that was responsible for coordinating capital campaigns.

Alford was recognized in 2016 by College AD's panel of athletic directors as one of the "Next Up," a listing of senior-level administrators identified as ready to take the next step and become an athletic director.

Alford was the senior director for corporate partnerships and sales for the Dallas Cowboys from 2008-12, and he was the general manager

of Crimson Tide Sports Marketing at Alabama from 2004-08.

As the senior director of corporate partnerships and sales for the Dallas Cowboys, Alford cultivated corporate relationships that resulted in more than \$400 million in contractual revenue for the club. He managed all aspects of programming for Cowboys Stadium, a state-of-the-art facility that opened in 2009 and has hosted numerous events, including Super Bowl XLV.

Alford's responsibilities at Alabama included corporate sponsorships, media contract negotiations, strategic planning, as well as the recruitment, management and training of the marketing and promotional staff. He was part of a senior management team that planned and implemented improvements to athletics facilities.

As a sports sales manager for ESPN, Alford developed media rights sales plans for the Los Angeles Angels of Anaheim and oversaw media and stadium sponsorships. At the University of Southern California, he was involved in sponsorships, merchandising and contract negotiations, as well as the development of the Galen Events Center.

Alford's initial foray into professional sports came with the Cincinnati Bengals from 1997-2000. He served as director of group sales and corporate entertainment and as a corporate sales executive, securing sponsorships in addition to managing suite and club seat sales for Paul Brown Stadium. He began his career in collegiate athletics as the assistant director of marketing at the University of Cincinnati from 1996-97.

Alford played baseball at Mississippi State University and at the University of Alabama at Birmingham, from which he earned a bachelor's degree with a major in communication arts in 1993. He completed his master's degree in athletics administration at the University of Arkansas in 1995.

Alford's wife, Laura, played volleyball at Hawaii and coached at Cincinnati and UCI. They have three daughters, Audrey, Ashley and Anna Leigh.

SENIOR LEADERSHIP TEAM

Michael Alford	Associate Vice President/Athletics Director
Craig Willey	Deputy Athletic Director/External Operations
Rob Peterson	Deputy Athletic Director/Internal Operations
Rachel Blunt	Senior Associate AD/Institutional Support Services/SWA
DJ Volko	Senior Associate AD/Revenue
Tera Albrecht	Associate AD for Student-Athlete Services
Brian Brunner	Associate AD for Development
Rob Wyman	Associate AD for Sport Admin. and Communications
Matt Oberlin	Associate AD for Facilities and Event Operations
Faithe Ways	Associate AD for Compliance
Pete Maniez	Assistant AD for Marketing and Fan Engagement
Paul Trehwella	Assistant AD for Facilities & Event Operations

HEAD COACHES



Jordan Bischel
Baseball



Keno Davis
Men's Basketball



Heather Oesterle
Women's Basketball



Catherine Ostoich
Field Hockey



Jim McElwain
Football



Jim Earle
Golf



Christine MacDonald
Gymnastics



Sara Tisdale
Lacrosse



Jeremy Groves
Soccer



McCall Salmon
Softball



Jenny Swieton
Track & Field/CC



Mike Gawlik
Volleyball



Tom Borrelli
Wrestling



MEET THE CHIPPEWAS



SEAN ADESANYA

Sr. • Defensive Lineman

6-3 • 238

Rahway, N.J. / Illinois

2

	----Tackles----						-Fumbles-		-INT-	
	G	Solo	Ast	Total	TFL-Yds	Sacks	FR-Yds	FF	No-Yards	PBU
2018	12	16	13	29	7.0-41	4.0-31	1-0	1	0-0	1

2018: Played in all 12 games, making two starts, in first year at CMU after transferring from Illinois ... started against Michigan State (9/29) and against Akron (10/27) ... totaled 29 tackles, 16 of which were solo ... totaled 7 tackles-for-loss for 41 yards ... recorded 4 sacks, for a loss of 31 yards ... made a season-high 5 tackles vs. Bowling Green (11/10), vs. Maine (9/22), vs. Kansas (9/8) ... posted 2 sacks vs. Eastern Michigan (11/3). **2017 (Illinois):** Earned Academic All-Big Ten honors in 2017 ... played in 7 games ... recorded 10 tackles (7 solo) and 1 sack ... had 4 tackles and a sack vs. South Florida.



NORMAN ANDERSON

So. • Defensive Back


6-0 • 166

Jacksonville, Fla. / Fletcher

16

	----Tackles----						-Fumbles-		-INT-	
	G	Solo	Ast	Total	TFL-Yds	Sacks	FR-Yds	FF	No-Yards	PBU
2018	1	0	0	0	0.0-0	0.0-0	0-0	0	0-0	0

2018: Appeared in 1 game, vs. Kansas (10/8). **2017:** Redshirted. **High school:** Recorded 45 tackles and four interceptions in senior year ... led team to 10-4 finish ... also lettered in track and field and ran leg on league-champion 4x100 relay team ... carried a 3.5 grade point average ... earned four letters ... played for coach Kevin Brown.



NICK APSEY

R-Fr. • Linebacker

6-1 • 200

Empire, Mich. / Glen Lake

32

2018: Did not see game action.



JOHNATHAN BERGHORST

R-Fr. • Defensive Lineman

6-2 • 287

Zeeland, Mich. / East

70

	----Tackles----						-Fumbles-		-INT-	
	G	Solo	Ast	Total	TFL-Yds	Sacks	FR-Yds	FF	No-Yards	PBU
2018	4	2	0	29	0.0-0	0.0-0	0-0	0	0-0	0

2018: Played in 4 games, recording 2 solo tackles ... redshirted. **2017:** Greyshirted. **High School:** Detroit News Dream Team 2016 ... Detroit Free Press Dream Team 2016 ... First Team Associated Press Division 3-4 All-State in 2016 ... 2016 Holland Sentinel Defensive Player of the Year ... No. 24 on Detroit News Blue Chip list ... No. 36 on Detroit Free Press Fab 50 ... No. 29 on MLive Top 50 Class of 2017 ... two-time First-Team All-OK Conference ... two-time Grand Rapids Press Dream Team ... Detroit News and Detroit Free Press First Team Division 3-4 All-State in 2015 ... Four-year starter ... two-year captain ... four-year letter winner in football and in track and field ... earned three letters in baseball ... All-State in shot put and in discus ... played for coach Derek Pennington.



DARIUS BRACY

So. • Defensive Back

5-10 • 182

Mobile, Ala. / Baker

24

	----Tackles----						-Fumbles-		-INT-	
	G	Solo	Ast	Total	TFL-Yds	Sacks	FR-Yds	FF	No-Yards	PBU
2017	1	0	0	0	0.0-0	0.0-0	0-0	0	0-0	0
2018	11	1	0	1	0.0-0	0.0-0	0-0	0	0-0	0
Career	12	1	0	1	0.0-0	0.0-0	0-0	0	0-0	0

2018: Played in 11 games ... returned 2 kickoffs for an average of 22.5 yards ... returned 3 punts for a 5.7-yard average ... recorded 1 solo tackle vs. Bowling Green (11/10). **2017:** Redshirted. **High School:** Two-time Alabama Sports Writers Association Class 7A All-Stater ... as an option quarterback, he accounted for 2,326 yards and 14 touchdowns as a senior ... averaged 211 yards per game combined rushing and passing in 2016 ... all-conference ... also lettered in track and field ... carried a 3.3 grade point average ... played for coach Danny Smith.




MONTRAE BRASWELL

R-Fr. • Defensive Back
5-10 • 185
Avon Park, Fla. / Avon Park

10

2018: Redshirted. **High school:** Earned Second Team All-State honors in 2017 ... earned Avon Park Offensive Player of the Year Award ... led team to 10-2 finish in 2017 ... led team to three consecutive district championships from 2015-17 ... also lettered in track and field ... named team MVP in track and field ... played football for coach Wade Jackson.



BRANDON BROWN

So. • Defensive Back
5-10 • 215
Buffalo, N.Y. / Canada Prep Football Academy

27

	----Tackles----						---Fumbles---		---INT---	
	G	Solo	Ast	Total	TFL-Yds	Sacks	FR-Yds	FF	No-Yards	PBU
2018	12	10	12	12	0.0-0	0.0-0	0-0	0	1-33	1

2018: Appeared in all 12 games, making 2 starts ... recorded 12 tackles, 10 of them solos ... intercepted 1 pass ... defended 1 pass ... had season-high 5 solo tackles vs. Kansas (9/8) ... returned first career interception 33 yards vs. Bowling Green (11/10). **2017:** Redshirted. **High School:** Played in 2016 at the Canada Prep Football Academy ... an All-Western New York Second Team and Class C selection in 2015 at Bennett High School in Buffalo, N.Y. ... averaged more than 20 yards per catch as a wide receiver at Bennett.



TICO BROWN

R-Fr. • Defensive Lineman
6-2 • 297
Kokomo, Ind. / Homestead

59

2018: Redshirted. **High School:** Three-year varsity letter winner ... had 224 tackles, 21.5 sacks, three forced fumbles, 39 tackles-for-loss, five pass breakups in career ... holds school career sack record ... named team's Outstanding Defensive Lineman during sophomore, junior and senior seasons ... two-time First Team All-Summit Athletic Conference ... twice named to Fort Wayne Journal Gazette All-Northeast Indiana Team ... led Homestead to 8-2 record in 2017 and back-to-back sectional titles in 2016 and '17 ... played high school football for Chad Zolman.



TROY BROWN

So. • Linebacker


6-0 • 203

Flint, Mich. / Carman-Ainsworth

18

	---Tackles---				TFL-Yds	Sacks	-Fumbles-		-INT-	
	G	Solo	Ast	Total			FR-Yds	FF	No-Yards	PBU
2018	10	10	6	16	0.0-0	0.0-0	0-0	1	1-6	2

2018: Played in 10 games, making 1 start ... recorded 16 tackles, 10 of them solo ... intercepted 1 pass ... posted a season-high 6 tackles vs. Akron (10/27) ... had 1 tackle and 1 interception, returned for 6 yards, vs. NIU (9/15). **2017:** Redshirted. **High School:** Ranked 46th on Detroit Free Press Fab 50 ... No. 47 on MLive Top 50 Class of 2017 ... led Cavaliers to Saginaw Valley Blue championship and playoff berth ... played for coach Jerry Parker.



HUNTER BUCZKOWSKI

Sr. • Fullback


6-0 • 243

Mount Pleasant, Mich. / Mount Pleasant

44

	G	Rec	Yds	Avg	TD	Long	Avg/Gm
2017	6	0	0	0.0	0	0	0.0
2018	12	2	9		0	7	0.8
Career	12	6	49	8.2	0	16	4.1

2018: Appeared in all 12 games ... caught 2 passes for 9 yards ... returned 3 kicks for 30 yards. **2017:** Appeared in six games, mostly at fullback. **High School:** Named Associated Press and Detroit News First Team Division 3-4 All-State in 2015 ... earned AP Division 3-4 Special Mention in 2014 ... selected the No. 45 recruit in Michigan by the Detroit Free Press ... two-time Mount Pleasant Morning Sun Dream Teamer ... two-time Saginaw News Dream Teamer ... three-year letter winner ... in three-year varsity career, led Oilers to 26-9 record, three playoff appearances including two district titles ... credited with 388 career tackles including 108 solo stops ... averaged 11.4 career tackles per game ... rushed 965 career yards on 156 carries ... averaged 6.2 yards per carry for career ... had 13 100-yard rushing games in career ... made four interceptions as a senior ... earned four letters in baseball ... Second Team All-State pitcher in 2015 ... helped lead Mount Pleasant to state championship in 2014, state runner-up finish in 2015 ... played for coach Jason McIntyre.



BRADY BUELL

So. • Kicker/Punter

5-11 • 208

Traverse City, Mich. / St. Francis

63

2018: Did not see game action. **2017:** Redshirted. **High School:** No. 10-ranked punter in the class of 2017 by Kornblue Kicking ... First Team Division 7-8 Associated Press All-State ... two-time all-conference selection ... helped team to back-to-back conference and district championships ... kicked seven field goals in eight attempts ... nine punts downed inside the opponent 20-yard line, including four inside the 5 ... scored more than 150 career points ... 90 percent of career kickoffs went for touchbacks ... converted 97 percent of career extra point attempts ... earned two letters in basketball ... carries 3.30 grade point average ... played for coach Josh Sellers.



BRANDON CHILDRESS

Sr. • Wide Receiver


6-2 • 184

Baldwin, Mich. / Baldwin

18

	G	Rec	Yds	Avg	TD	Long	Avg/Gm
2016	11	23	327	14.2	1	42	29.7
2017	2	5	42	8.4	1	22	21.0
2018	12	15	155	10.3	0	35	12.9
Career	26	34	464	12.8	2	42	19.3

2018: Appeared in all 12 games, making 9 starts ... had 15 receptions for 155 yards ... averaged 10.3 yards per catch ... logged a season-high 4 catches vs. Kansas (9/8) for 35 yards ... caught 3 passes for a season-high 46 yards vs. Michigan State (9/29) ... had season-best 35-yard reception vs. Michigan State (9/29). **2017:** Played in two games, making one start before season-ending injury ... had five receptions for 42 yards and one TD ... caught four passes for 20 yards and a touchdown vs. Rhode Island (8/31) ... had one catch for 22 yards at Kansas (9/09). **2016:** Appeared in 11 games, starting four ... fifth on team with 23 receptions ... fourth on team in receiving yardage with 327 ... caught a 42-yard touchdown pass vs. UNLV (9/17) ... made three catches for 52 yards at Virginia (9/24) ... hauled in five balls for 65 yards, both career-highs, at Miami (11/4) ... had three receptions for 35 yards vs. Ohio (11/15) ... made three catches for 29 yards at Eastern Michigan (11/22) ... named to Academic All-Mid-American Conference team. **2015:** Redshirted. **High School:** Ranked No. 48 on the *Detroit News* Blue Chip list ... earned first team All-State honors from the *Associated Press*, *Detroit Free Press* and *Detroit News* in 2014 ... named to the 2014 *Muskegon Chronicle* Dream Team ... as a senior, finished with 1,647 passing yards, going 108-for-187, and rushed 109 times for 1,039 ... had 48 total touchdowns in 2014 ... also was 3-of-3 on extra points and made a 43-yard field goal in lone attempt ... earned all-conference recognition three times ... ranked No. 11 in basketball by the *Detroit Free Press* ... McDonald's All-American nominee in basketball ... four-year starter and varsity letterwinner in football ... parents Ben and Amber Childress ... high school coach was Doug Bolles.



CAMERON COLE

Sr. • Wide Receiver

6-0 • 202

Lansing, Mich. / Saline

82

	G	Rec	Yds	Avg	TD	Long	Avg/Gm
2017	8	0	0	17.3	1	56	13.0
2018	12	19	185	9.7	0	34	15.4
Career	20	25	289	11.6	1	56	14.5

2018: Played in all 12 games, making six starts ... caught 19 passes for 185 yards ... averaged 9.7 yards per catch ... had 4 catches for 51 yards, both season highs, vs. Kentucky (9/1) ...

caught 3 passes for 40 yards vs. Kansas (9/8) ... caught 3 passes for 24 yards vs. Akron (10/27).

2017: Appeared in eight games, making one start ... has six receptions for 104 yards and one TD ... made two catches for 15 yards at Kansas (9/09) ... caught three passes for 75 yards and a TD at Syracuse (9/16) ... had a 14-yard reception vs. Miami (Ohio) (9/23).



THADDEUS CORNICK


Jr. • Running Back

6-0 • 192

Reading, Pa. / Fleetwood

32

2018: Did not see game action. **2017:** Did not see game action.



KEEGAN COSSOU

So. • Defensive End


6-5 • 244

Greenville, Mich. / Greenville

93

	---Tackles---						-Fumbles-		-INT-	
	G	Solo	Ast	Total	TFL-Yds	Sacks	FR-Yds	FF	No-Yards	PBU
2018	12	1	0	1	0.0-0	0.0-0	0-0	0	0-0	0

2018: Played in all 12 games ... had 3 receptions for 10 yards. **2017:** Redshirted. **High School:** Ranked No. 24 on MLive Top 50 Class of 2017... ranked 27th on both Detroit News Blue Chip list and Free Press Fab 50 ... three-time All-OK Conference selection ... Associated Press Division 1-2 Special Mention in 2015 ... Associated Press Division 1-2 honorable mention in 2016 ... helped lead Greenville in 2016 to its first playoff appearance since 2010 ... earned one letter in track & field ... played for coach Eddie Ostipow.




D'ANDRE DILL

Sr. • Defensive Line
6-1 • 310
Chester, Pa. / Chester

55

		----Tackles----					-Fumbles-		-INT-	
	G	Solo	Ast	Total	TFL-Yds	Sacks	FR-Yds	FF	No-Yards	PBU
2016	9	4	0	4	0.0-0	0.0-0	0-0	0	0-0	0
2017	11	21	4	25	4.0-10	1.0-6	0-0	2	0-0	0
2018	8	11	9	20	0.5-2	0.5-2	0-0	0	0-0	1
Career	28	36	13	49	7.5-19	1.5-8	0-0	2	0-0	1

2018: Appeared in 8 games and made 7 starts ... recorded 20 tackles, 11 of them solos ... registered one-half sack for 2 yards ... made a season-high 4 tackles vs. Buffalo (10/6) and vs. Western Michigan (10/20). **2017:** Appeared in 11 games, making seven starts ... recorded 25 tackles, including 21 solos ... registered four tackles-for-loss, including one sack ... made a career-high four tackles at Syracuse (9/16) and matched it with four vs. Northern Illinois (11/24). **2016:** Saw action in nine games ... made four solo tackles.




ERIK DITHAZY

So. • Offensive Lineman
6-5 • 273
Grand Rapids, Mich. / Forest Hills Northern

68

2018: Appeared in the final 6 games of the season. **2017:** Redshirted. **High School:** Ranked No. 43 on MLive Top 50 Class of 2017 ... No. 43 on Detroit Free Press Fab 50 ... No. 52 on Detroit News Blue Chip list ... Detroit Free Press All-State honorable mention in 2016 ... First-Team All-OK Conference in 2016 ... led team to three playoff appearances ... as a senior, surrendered just two sacks as team attempted 290 passes ... earned one letter in wrestling and three in track and field ... played for coach Ryan Oshnock.



GEORGE DOUGLAS

So. • Linebacker

6-1 • 219

Ypsilanti, Mich. / Belleville

17

	---Tackles---				TFL-Yds	Sacks	-Fumbles-		FF	-INT-		PBU
	G	Solo	Ast	Total			FR-Yds	FF		No-Yards	PBU	
2018	12	3	4	7	0.0-0	0.0-0	0-0	0		0-0	0	

2018: Appeared in all 12 games ... made 7 tackles, including 3 solos ... recorded 3 tackles vs. Eastern Michigan (11/3). **2017:** Redshirted. **High School:** Named to Detroit Free Press All-West First Team Defense Team and to Detroit News All-Metro Football West Team ... helped lead Belleville to 7-3 finish and a playoff berth ... Led Belleville with seven tackles for a loss in 2016 and finished with 80 tackles and two forced fumbles ... Also scored five TDs on offense in 2016 ... played for coach Jermain Crowell.



BAILEY EDWARDS


So. • Wide Receiver

6-1 • 186

Chelsea, Mich. / Chelsea

84

2018: Appeared in 5 games. **2017:** Redshirted. **High School:** Totaled 84 receptions for 1,485 yards in his career ... Named First Team All-State in Division 3 by the Detroit Free Press, First Team in Division 3-4 by the Detroit News ... two-time Ann Arbor News Dream Team pick ... led team to Division 3 state championship game and Southeastern Conference championship in 2015, and back-to-back district titles in 2014-15 ... two-time letter winner in track and field ... earned All-State honors in track in 2015 in the 200-meter dash and the 800 and 400 relays ... played for coach Bradford Rush.



STEVE EIPPER

Sr. • Offensive Lineman
6-4 • 286
Greenville, Mich. / Greenville

60

2018: Appeared in 11 games on the offensive line. **2017:** Played in all 12 games, starting 9 ... made 8 starts at left guard and 1 at right guard. **2016:** Played in four games, making one start at right tackle. **2015:** Redshirted. **High School:** Earned first team all-region honors from the Grand Rapids Press as a senior ... named first team All-Area by the Montcalm County Daily News in 2014 ... selected to the all-conference first team in 2014 ... named Greenville player of the year as a senior ... selected team captain ... invited to play in the Border Classic All-Star Game ... earned two letters in football as a starter and two letters in track & field ... had a 3.6 grade-point average ... parents are Steve Eipper Sr. and Tammie Waayenberg ... high school coach is Dave Moore.




JOSHUWA ELDRIDGE

Jr. • Defensive Line
6-1 • 280
Detroit, Mich. / Clintondale

99

	---Tackles---						-Fumbles-		-INT-	
	G	Solo	Ast	Total	TFL-Yds	Sacks	FR-Yds	FF	No-Yards	PBU
2018	4	0	1	1	0.0-0	0.0-0	0-0	0	0-0	0

2018: Appeared in 4 games ... made 1 tackle. **2017:** Did not see game action. **High School:** Named Associated Press Division 5-6 First Team All-State ... Macomb Daily All-Macomb County First Team ... First Team All-Macomb Area Conference ... named Detroit Free Press All-Metro East ... Four-year varsity starter ... two-year captain ... led team to three playoff berths, two league championships ... earned four varsity letters in track and field and three in baseball ... played for coach Dave Schindler.



TYDEN FERRIS


R-Fr. • Offensive Lineman

6-4 • 292

Delton, Mich. / Delton-Kellogg

66

2018: Redshirted. **High School:** Named First Team Division 6 All-State by Detroit Free Press and First Team Division 5-6 All-State by the Associated Press in 2017 ... had 21.5 tackles, 13 solos in 2017 ... posted four sacks among 6.5 tackles-for-loss in 2017 ... 37 pancake blocks without surrendering a sack during senior year ... team MVP in leading Delton-Kellogg to 6-5 finish and district title-game berth in 2017 ... two-time All-Southwestern Athletic Conference First Team pick ... two-time All-Barry County Newcomers selection ... Named to Kalamazoo Gazette Dream Team in 2017 ... carried 3.8 grade point average, ranking in the top 10 in his class ... team captain ... National Honor Society member ... selected to play in 2018 Blue-Grey All-American Bowl ... son of Rollie Ferris, who lettered at CMU from 1995-97 ... earned four letters in wrestling and three in track and field ... three-time team captain in wrestling ... qualified for the state finals in track and field in the discus and shot put in 2017 ... placed in top eight in MHSAA Division III individual state tournament in each of his four years, including two runner-up finishes.



NICK FOLLMER

So. • Offensive Lineman

6-4 • 288

O'Fallon, Mo. / Liberty

79

2018: Played in 9 games, making 6 starts. **2017:** Redshirted. **High School:** Three-time Missouri Football Coaches Association First Team All-District pick ... first-team all-conference in 2016 ... three-year starter and captain ... earned three letters in track and field ... carried a 3.4 grade point average ... played for coach Ryan McMillen.



DERRICK GIBSON


Jr. • Defensive Line

6-1 • 321

Mt. Clemens, Mich. / Chippewa Valley

95

2018: Did not see game action.



LUKE GOEDEKE

So. • Offensive Lineman
6-4 • 267
Whitelaw, Wis. / Valders

67

2018: Sat out due to NCAA transfer requirements. **2017 (Wisconsin-Stevens Point):** Redshirted. **High School:** Three-time letterwinner...Two-time All-Eastern Wisconsin Conference selection...Also played basketball.



KUMEHNNU GWILLY

Jr. • Running Back
6-2 • 246
Shelby Township, Mich. / Utica

33

	G	Att	Gain	Loss	Net	Avg	TD	Long	Avg/Gm
2017	13	53	220	16	204	3.8	2	33	15.7
2018	12	81	296	11	285	3.5	1	21	23.8
Career	25	134	516	27	489	3.6	3	33	19.6

2018: Played in all 12 games, making 4 starts ... rushed 81 times for 285 yards ... recorded 1 rushing touchdown ... caught 8 passes for 39 yards ... ran for a season-high 38 yards on 10 carries vs. Ball State (10/13) ... rushed 10 times 37 yards vs. Maine (9/22) ... carried 10 times for 26 yards and 1 touchdown vs. Kentucky (9/1). **2017:** Appeared in all 13 games, starting 3 ... second on team with 204 rushing yards ... had two rushing TDs ... led team with 44 rushing yards on six carries vs. Syracuse (9/16) ... led team in carries (12) and yards (61) and scored a touchdown vs. Boston College (9/30) ... ran six times for 48 yards and one touchdown and hauled in one pass for nine yards at Ball State (10/21). **2016:** Played in one game on special teams ... recorded four total tackles against Ohio (11/15). **High school:** Three-year starter ... named to Associated Press and Detroit News Division 1-2 First Team All-State Squads ... selected the No. 35 recruit in Michigan by the Detroit Free Press ... rushed for 4,175 and 38 touchdowns, both school and career records ... team captain during senior season ... set school record with 1,944 rushing yards as a senior ... set school record with 397 yards rushing in 41-31 victory vs. Fraser on 8/28/15 ... holds school record with six touchdowns in a game (twice) ... holds school record with 20 rushing TDs in a single season ... scored five TDs in one half, tying the Michigan high school state record ... two-time First Team All-Macomb Area Conference White ... named Detroit News First Team All-Metro East ... earned three letters in basketball ... earned two letters in track and field ... played for coach Anthony Smith.



TROY HAIRSTON

Jr. • Linebacker
5-11 • 235
Birmingham, Mich. / Seaholm

45

		---Tackles---					-Fumbles-		-INT-		
	G	Solo	Ast	Total	TFL-Yds	Sacks	FR-Yds	FF	No-Yards	PBU	
2017	10	0	0	0	0.0-0	0.0-0	0-0	0	0-0	0	
2018	11	4	1	5	0.0-0	0.0-0	0-0	1	0-0	0	
Career	21	4	1	5	0.0-0	0.0-0	0-0	1	0-0	0	

2018: Played in 11 games ... recorded 5 tackles, including 4 solos. **2017:** Played in 10 games, mostly on special teams.




JARAYMOND HALL

So. • Offensive Lineman
6-5 • 285
Detroit, Mich. / Oak Park / Michigan

54

2018: Sat out the season due to NCAA transfer requirements. **2017:** Redshirted. **High School:** ESPN four-star prospect, ranked No. 169 overall and the No. 2 player in Michigan ... was MLive Detroit Offensive Dream Team second-team selection ... named second-team all-state by USA Today ... named to Detroit Free Press' All-Division 2 team ... first-team All-State by the Detroit News ... Division 1-2 Associated Press All-State first team selection as a junior and senior.



AUSTIN HERGOTT

So. • Tight End
6-3 • 233
Fort Thomas, Ky. / Highlands

16

2018: Made 2 starts, appeared in 3 games ... completed 19 passes on 45 attempts for 155 yards and 1 touchdown ... completed 11 of 21 pass attempts for 94 yards and a touchdown vs. Bowling Green (11/10) ... completions and yards were season highs. **2017:** Redshirted. **2016:** Grayshirted. **High School:** Completed 139 of 253 of passes for 1,722 yards and five touchdowns during senior season ... also ran for five TDs ... named a Best of Bluegrass All-Star ... helped team to 2014 state championship ... also lettered in basketball ... played for coach Brian Weinrich.



CHARLES HIGHBAUGH

R-Fr. • Running Back
5-10 • 216
Detroit, Mich. / Cass Tech

34

	G	Att	Gain	Loss	Net	Avg	TD	Long	Avg/Gm
2018	1	3	6	0	6	2.0	0	3	6.0

2018: Appeared in 1 game ... rushed 3 times for 6 yards vs. Toledo (11/23) ... redshirted.



DA'QUAUN JAMISON

Sr. • Defensive Back
6-0 • 191
Leesburg, Ga. / Lee County

6

	G	----Tackles----			TFL-Yds	Sacks	-Fumbles-		-INT-	
		Solo	Ast	Total			FR-Yds	FF	No-Yards	PBU
2017	13	25	9	34	1.0-1	-	-	-	-	5
2018	12	29	12	41	3.0-8	-	1-0	2	1-24	3
Career	36	54	21	75	4.0-9	-	1-0	2	1-24	8

2018: Appeared in all 12 games, starting 9 ... recorded 29 solo tackles with 12 assisted tackles ... had 3 tackles for loss for 8 yards ... made an interception vs. Maine (9/22) ... forced a fumble vs. Eastern Michigan (11/3) ... defended 3 passes ... had season-high 8 tackles vs. Northern Illinois (9/15) and vs. Bowling Green (11/10). **2017:** Appeared in all 13 games, making five starts ... recorded 34 tackles, including one for a loss ... made a career-high six tackles at Kansas (9/9) ... defended five passes and broke up five passes on the season. **2016:** Did not see game action. **2015:** Redshirted **2014:** Grayshirted **High School:** Earned second team All-State honors in 2012-13 ... named to the All-Region 1 5A first team as a junior and senior ... selected to the Albany Herald All-Metro team in 2012 and 2013 ... helped his squad to the 5A-Region 1 title in 2013, just the second regional title in school history ... as a senior, made 67 tackles, had seven interceptions and notched 10 pass break-ups ... in junior season, tallied 115 tackles, three INTs, five sacks and 15.0 tackles-for-a-loss ... in 2013, set school record with three picks in a single game ... four-year starter (two at Lee County HS, two at Mitchell County HS) ... earned two letters in basketball ... high school coach was Dean Fabrizio ... parents are Tonya Jamison and Carl Williams.



LAQUAN JOHNSON

R-Fr. • Defensive Line

6-3 • 282

Flint, Mich. / Burton Bendle

11

	----Tackles----						-Fumbles-		-INT-	
	G	Solo	Ast	Total	TFL-Yds	Sacks	FR-Yds	FF	No-Yards	PBU
2018	4	8	7	29	4.5-14	2.0-8	0-0	0	0-0	0

2018: Played in 4 games, making 3 starts ... redshirted ... recorded 15 tackles, including 8 solos ... had season-high 5 tackles including 2 sacks vs. Eastern Michigan (11/3). **High School:** Two-year starter in high school ... recorded 184 tackles, 21 sacks and scored five touchdowns during two-year varsity career ... team captain and Bendle's Defensive Player of the Year as a senior ... First Team All-State selection by the Detroit Free Press and the Associated Press in 2017 ... two-time All-Genesee Area Conference selection ... lettered in basketball at Bendle, earning all-conference honors in 2016-17 ... played football for coach Jason Beverly.



CHUCK JONES


So. • Linebacker

5-11 • 233

Ypsilanti, Mich. / Ann Arbor Skyline

31

2018: Appeared in 6 games. **2017:** Redshirted. **High School:** No. 19 on MLive top 50 for the class of 2017 ... No. 37 on Detroit News Blue Chip list ... ranked 47th on Free Press Fab 50 ... School's career rushing leader with 5,249 yards ... rushed for 1,258 yards during senior year ... amassed 292 career tackles including 25 for loss ... made six career sacks, four career interceptions ... three-year captain ... earned team most valuable player award three times during four-year career ... earned NAACP Student-Scholar Award in 2014 and '15 ... earned one letter in wrestling, going 34-7 as a freshman and becoming first wrestler in school history to place in individual district tournament ... carried a 3.39 grade point average ... played for coaches Andrew Sorgatz and Andre Rison.



KADEN KEON

Sr. • Kicker/Punter

5-9 • 184

St. Louis, Mich. / St. Louis

13

Kickoffs	No.	Yards	Avg.	TB	OB
2016	26	1481	57.0	3	0
2017	67	3658	54.6	20	0
2018	34	1969	57.9	13	0
Career	127	7108	56.0	36	0

2018: Kicked off in all 12 games ... averaged 57.9 yards on 34 kickoffs with 13 touchbacks ... recorded 3 tackles, including 2 solos. **2017:** Saw action in all 13 games as the team's kickoff specialist ... kicked off 67 times for an average of 54.6 yards, with 20 touchbacks ... kicked off five times for 60.2-yard average vs. Rhode Island (8/31) ... kicked off eight times with four touchbacks at Kansas (9/09) ... notched two touchbacks on five kickoffs with an average of 54.8 yards per kick at Ohio (10/07) ... booted five touchbacks on nine kickoffs with a 57.9-yard average at Ball State (10/21) ... kicked off seven times for with an average of 61.4 yards per punt and four touchbacks at Eastern Michigan (11/08) ... had a 53-yard average on seven kickoffs at Kent State (11/14) ... had a 60.7-yard average over six kickoffs with four touchbacks vs. Northern Illinois (11/24) ... kicked off 3 times for an average of 47 yards vs. Wyoming in Famous Idaho Potato Bowl (12/22). **2016:** Kicked off 26 times for a total of 1,481 yards and an average of 57.0 yards. **High school:** Averaged 40.3 yards per punt on 43 punts during senior year ... 50 percent of kickoffs went for touchbacks ... made four of seven field goals attempts during senior year ... kicked a career long 47-yarder during senior season ... caught 22 passes for 577 yards, a 26.2-yard average, during senior year ... scored 10 touchdowns during senior year ... named Mount Pleasant Morning Sun and High School Sports Scene Dream Team Punter in 2015 ... received All-State honorable mention from Detroit Free Press ... two-time First Team All-Tri-Valley Conference West punter ... Morning Sun Dream Team punter and Gratiot County Herald All-Area in 2014 ... played for coach Aaron Munderloh.



JAMEZZ KIMBROUGH


So. • Offensive Lineman

6-2 • 257

Homewood, Ill. / Flossmoor

50

2018: Started at 12 games on the offensive line. **2017:** Redshirted. **High School:** Chicago Tribune All-State honorable mention ... helped team to Class 8A state runner-up finish in 2014 ... helped lead team to South Suburban Conference championships and state quarterfinal playoff berths in 2015 and '16 ... team went a combined 31-6 during his three-year career ... three-year starter ... played for coach Craig Buzea.



GAGE KRESKI

Jr. • Defensive Back

6-1 • 203

St. Ignace, Mich. / St. Ignace

20

	----Tackles----					-Fumbles-			-INT-	
	G	Solo	Ast	Total	TFL-Yds	Sacks	FR-Yds	FF	No-Yards	PBU
2018	10	9	4	13	1.0-1	-	-	-	1-36	1

2018: Appeared in 10 games ... recorded 13 total tackles, including 9 solo ... returned first career interception 36 yards vs. Kentucky (9/1) ... had season-high 4 tackles, all solo, vs. Buffalo (10/6). **2017:** Appeared in four games. **High School:** Named to Detroit Free Press Division 8 All-State First Team ... earned First Team All-State honors in Division 7-8 from the Detroit News and the Associated Press ... earned All-State honors as a sophomore, junior and senior ... two-time All-Upper Peninsula Player of the Year ... two-time Ski Valley Conference Player of the Year ... led team to four Ski Valley Conference championships ... team compiled a 36-6 record during his four years on varsity ... led Saints to two state semifinal appearances ... made 20 career interceptions ... set school record with 11 picks as a junior ... two-time captain ... three-time basketball All-Stater ... three-time conference basketball player of the year ... played for coach Marty Spencer.



FRANKLIN LAMA


R-Fr. • Long Snapper

6-2 • 251

Madison Heights, Mich. / Bishop Foley

96

2018: Did not see game action.



OAKLEY LAVALLII

Jr. • Fullback

5-11 • 209

Boca Raton, Fla. / West

48

2018: Appeared in all 12 games ... returned 1 kickoff for 18 yards. **2017:** Appeared in nine games, making one start ... hauled in an 18-yard reception vs. Rhode Island (8/31) ... started at fullback and returned one kick for 14 yards vs. Miami (Ohio) (9/23).




DRAYTON LAW

So. • Wide Receiver
6-4 • 198
Mobile, Ala. / Baker

80

	G	Rec	Yds	Avg	TD	Long	Avg/Gm
2018	11	8	82	10.3	0	28	7.5

2018: Appeared in 11 games, making 1 start ... made 8 catches for 82 yards ... averaged 10.3 yards per catch. **2017:** Redshirted. **High School:** Had 35 receptions for 920 yards and eight touchdowns over final two varsity seasons ... ranked the No. 3 wide receiver in Alabama by Rivals.com ... led team to two state playoff appearances ... played for coach Danny Smith



TOMMY LAZZARO

Sr. • Quarterback
6-3 • 217
Monument, Colo. / Dodge City CC

7

	G	Effic	Att-Com-Int	Pct	Yds	TD	Long	Avg/Gm
2016	1	0.0	0-0-0	0.0	0	0	0	0.0
2018	6	88.10	141-68-10	48.0	711	5	37	118.5
Career	7	88.10	141-68-10	48.0	711	5	37	118.4

2018: Played in 6 games and made 5 starts ... completed 68 of 141 passes for 711 yards ... completed 48.2 percent of his pass attempts ... tossed 5 touchdown passes ... ran for 381 yards on 97 carries ... averaged 3.9 yards per carry ... recorded 3 rushing touchdowns ... had season-high 153 passing yards vs. Michigan State (9/29) ... completed a season-high 59.1 percent of his pass attempts vs. Northern Illinois (9/15) ... had 25 carries for 110 yards, both season highs, and a touchdown vs. Ball State (10/13) ... posted a season-long 31-yard run vs. Ball State (10/13) ... ran 18 times for 102 yards vs. Buffalo (10/6), becoming first Chippewa quarterback since Dan LeFevour in 2009 to break the 100-yard rushing mark. **2017:** Did not see game action. **2016:** Played the final series against UNLV (9/17). **Dodge City CC:** Threw for 2,237 yards while completing 57.5 percent of his pass attempts and 14 touchdowns against nine interceptions in 2015 ... also ran for five touchdowns ... led squad to a 9-3 finish in 2015, tying a program record for victories in a season. **High School:** Led Pine Creek High School to back-to-back Class 4A Colorado state championships in 2013-14 ... set school records with 3,340 yards passing and 37 touchdown passes ... a three-year letter winner at Pine Creek, he led the Eagles to conference championships in all three seasons, which included a 24-game winning streak.



KOBE LEWIS

So. • Running Back


6-0 • 194

Americus, Ga. / Americus-Sumter

4

	G	Att	Gain	Loss	Net	Avg	TD	Long	Avg/Gm
2018	12	10	39	2	37	3.7	0	7	3.1

2018: Appeared in all 12 games ... carried 10 times for 37 yards ... averaged 22 yards on 26 kick returns. **High School:** Named co-Player of the Year in Regional 1-4A ... during senior year, rushed for 1,734 yards and finished with 204 yards in receptions ... scored 25 touchdowns in 2017 ... had 14 solo tackles and two interceptions in 2017 ... led Americus-Sumter to 9-3 finish and second round of Class AAA playoffs ... chose CMU over Georgia State.



BEN MALESZYK


So. • Quarterback

6-3 • 198

Warren, Mich. / Cousino

17

2018: Did not appear in any games for the Chippewas.



NICK MASZTAK

So. • Linebacker

5-11 • 208

Mattawan, Mich. / Hackett Catholic Prep

47

2018: Did not see game action.



JEFF MCCARTY


So. • Long Snapper

5-11 • 268

Lake Orion, Mich. / Lake Orion

76

2018: Did not see game action. **2017:** Redshirted. **High School:** Named to 2016 Oakland County Athletics Association All-Association team ... contributor to 2016 Lake Orion playoff team starting at center ... blocked for a 1,000-yard rusher as a senior ... played for head coach Chris Bell.



ALONZO MCCOY

Jr. • Defensive Back


5-11 • 194

Detroit, Mich. / Redford Thurston

3

		----Tackles----					-Fumbles-		-INT-	
	G	Solo	Ast	Total	TFL-Yds	Sacks	FR-Yds	FF	No-Yards	PBU
2017	11	6	0	6	-	-	-	-	-	-
2018	7	12	2	14	-	-	-	2	-	-
Career	18	18	2	20	-	-	-	2	-	-

2018: Appeared in 7 games, making 2 starts, at Kentucky (9/1) and at Akron (10/27) ... recorded 14 tackles, 12 of which were solos ... forced 1 fumble ... had 5 tackles vs. Akron (10/27) ... recorded 4 tackles at Kentucky (9/1) ... forced a fumble vs. Toledo (11/23). **2017:** Appeared in 11 games ... made six tackles, all of them solos ... recorded two tackles vs. Eastern Michigan (11/08). **2016:** Redshirted. **High School:** Earned First Team Division 3 All-State honors from the Detroit Free Press ... named to Detroit News All-State and the Associated Press All-State teams in Division 3-4 ... selected the No. 47 recruit in Michigan by the Detroit Free Press ... amassed 2,469 yards and 26 touchdowns in career ... made 12 career interception including a school-record seven in one season ... made 186 career tackles ... forced nine fumbles in career ... earned three letters in track and field ... played for coach Bob Snell.



KEONTA NIXON

R-Fr. • Wide Receiver

6-4 • 203

Chicago, Ill. / Lake Park

87

2018: Redshirted. **High School:** Earned honorable mention on 2017 All-DuPage County Team ... among 2017 highlights was 69-yard touchdown reception and six-catch game in state playoff game.



MICHAEL OLIVER

Sr. • Linebacker


6-0 • 235

Detroit, Mich. / Cass Tech

7

		----Tackles----					-Fumbles-		-INT-		
	G	Solo	Ast	Total	TFL-Yds	Sacks	FR-Yds	FF	No-Yards	PBU	
2016	11	6	1	7	0.0-0	0.0-0	0-0	1	0-0	0	
2017	9	41	27	68	2.0-3	0.0-0	0-0	0	0-0	1	
2018	11	20	11	31	2.0-5	0.0-0	0-0	0	0-0	0	
Career	31	67	39	106	4.0-8	0.0-0	0-0	1	0-0	1	

2018: Appeared in 11 games, starting 6 ... had 31 total tackles including 20 solos ... had 2 tackles for loss ... had season-high 8 tackles vs. Michigan State (9/29) ... made season-high 4 solo stops vs. Bowling Green (11/10). **2017:** Tallied 68 tackles in nine games ... had two tackles-for-a-loss and one pass break-up. **2016:** Appeared in 11 games ... made seven tackles on the season ... made one stop at Virginia (9/24) ... recorded two tackles and forced a fumble against Western Michigan (10/1) ... posted two stops at Toledo (10/22). **2015:** Redshirted. **High School:** Ranked No. 39 on the Detroit News Blue Chip list and No. 44 on the Detroit Free Press Fab 50 ... earned Division 1 First Team All-State recognition from The Associated Press and the Detroit News in 2014 ... named to the Detroit Free Press All-Detroit First Team in 2014 ... selected to the 2014 Detroit News All-Metro first team ... had 105 tackles, 15 TFLs and five sacks as a senior ... team captain as a senior ... led squad to a state championship in 2012 and a state final appearance in 2013 ... finished career with 10 sacks and 44 TFLs... won a pair of Detroit Public School League titles ... two-year starter and varsity letter winner ... Cass Tech went 25-2 his junior and senior seasons ... had a 3.1 grade-point average ... parents are Michael and Tina Oliver ... high school coach was Thomas Wilcher.



LEON PAGE


Jr. • Defensive Line

6-3 • 246

Detroit, Mich. / Martin Luther King

52

2018: Did not see game action. **2017:** Did not see game action. **High School:** Earned First Team Division 2 All-State honors from the Detroit Free Press ... selected the No. 37 recruit in Michigan by the Detroit Free Press ... earned All-State honorable mention from the Associated Press and the Detroit News ... helped lead King to Division 2 state championship ... earned All-City and All-Metro honors as a senior ... earned King's Defensive Lineman of the Year Award ... team captain as a senior ... recorded 73 tackles including 12 sacks as a senior in 2015 ... posted 34 career sacks ... played for coach Dale Harvel.




MARK PATRITTO

So. • Wide Receiver
5-11 • 177
Rochester, Mich. / Adams

13

2018: Appeared in 2 games, vs. Eastern Michigan (11/3) and vs. Bowling Green (11/10).



GEORGE PEARSON

R-Fr. • Quarterback
6-1 • 213
Matawan, N.J. / Mater Dei

8

	G	Effic	Att-Com-Int	Pct	Yds	TD	Long	Avg/Gm
2018	1	88.32	24-12-1	47.6	94	1	22	94.0

2018: Completed 12 of 24 passes for 94 yards and 1 touchdown and 1 interception in first career appearance, vs. Toledo (11/23) ... redshirted. **High School:** Led Mater Dei Prep to a New Jersey Non-Public Group II title in 2016, his first year at the school ... had 1,456 yards and 29 touchdowns and ran for nearly 400 yards as a junior ... as a senior, he helped Mater Dei return to the Group II finals ... a two-time New Jersey sectional champ, the first coming at Matawan in Central Jersey Group 3 as a freshman ... finished high school career with an 8-2 record in state playoffs.




KALIL PIMPLETON

So. • Wide Receiver
5-9 • 160
Muskegon, Mich. / Muskegon / Virginia Tech

88

2018: Sat out the season due to NCAA transfer requirements. **2017 (Virginia Tech):** Played in five games ... ran once for 4 yards. **High School:** 2015 and 2016 Muskegon Chronicle Offensive Player of the Year ... played important role in Muskegon 12-2 2016 season ... was part of 2016 Muskegon team that made it to the Division 3 football State championships ... played under coach Shane Fairfield.



EVAN PLATE

So. • Defensive Line

6-2 • 229

Greenville, Mich. / Greenville

90

2018: Did not see game action. **2017:** Redshirted. **High School:** Ranked in top 100 recruits in Michigan by 24/7sports ... played for head coach David Moore.



TONY POLJAN

Jr. • Tight End


6-7 • 235

Lansing, Mich. / Lansing Catholic

85

	G	Rec	Yds	Avg	TD	Long	Avg/Gm
2017	13	5	97	19.4	0	16	7.5
2018	12	7	125	17.9	2	29	10.4
Career	25	12	222	18.5	2	30	8.2

2018: Played in all 12 games, making 5 starts ... split the season between quarterback and tight end ... rushed for 123 yards and 1 touchdown on 64 carries ... caught 7 passes for 125 yards and 2 touchdowns ... averaged 17.9 yards per catch ... completed 76 passes on 147 attempts for 625 yards and 2 touchdowns ... completed 52 percent of his pass attempts ... had a season-high 177 yards and a touchdown on 18-of-32 passing vs. Kansas (9/8) ... had a season-high 21 carries and a touchdown vs. Akron (10/27) ... caught a touchdown pass vs. Michigan State (9/29). **2017:** Appeared in all 12 games ... completed 10 of 17 passes for 61 yards ... has 110 rushing yards on 23 attempts ... caught 5 passes for 97 yards ... was 3-of-5 passing for 27 yards and had 1 rush for 11 yards vs. Rhode Island (8/31) ... gained 19 yards on the ground on 2 carries while completing 4 passes for 24 yards vs. Miami (Ohio) (9/23) ... completed 1 pass for 9 yards, rushed 4 times for 20 yards, and caught 3 passes for 61 yards vs. Boston College (9/30) ... led team with 24 yards on 5 rushes at Ohio (10/07) ... rushed 5 times for 24 yards vs. Ball State (10/21) ... caught 1 pass for 30 yards and rushed once for 3 yards at Kent State (11/14) ... caught 1 pass for 6 yards vs. Northern Illinois (11/24). **High school:** Named the No. 17 recruit in Michigan by the Detroit Free Press ... ranked No. 20 in the state on the Lansing State Journal Catch-22 list ... Completed 390 of 670 passes for 6,090 yards and threw 58 touchdown passes in career ... ran for 3,118 yards on 500 carries and scored 58 touchdowns ... named the Michigan Gatorade Player of the Year in 2015 ... earned a spot on the ESPN 300 as a senior ... Named to Detroit News Division 5 All-State First Team ... First Team Detroit Free Press Division 5 All-Stater ... First Team Associated Press Division 5-6 All-Stater ... named the Lansing State Journal Player of the Year in 2015 ... led team to two district championships, two regional titles, a state championship game appearance (2014), and a state semifinal berth (2015) ... basketball standout scored more than 1,000 career points ... four-time all-league selection in basketball ... named to Mr. Basketball Watch List prior to senior season ... was named to Lansing State Journal Dream Team three times ... earned four letters in track and field and three in basketball ... played for coach Jim Ahem.



BERNHARD RAIMANN

So. • Tight End

6-7 • 240

Steinbrunn, Austria / Delton-Kellogg

86

	G	Rec	Yds	Avg	TD	Long	Avg/Gm
2018	12	10	88	8.8	0	19	7.3

2018: Played in all 12 games, starting 4 ... recorded 10 catches for 88 yards ... had 3 catches 26 yards, both season-highs, vs. Kansas (9/8). **High School:** Foreign exchange student from Austria ... named first team Southwestern Athletic Conference-Valley in 2017 ... played for coach Vic Haas.



DEVONNI REED

So. • Defensive Back

6-0 • 188

Detroit, Mich. / Belleville

5

	---Tackles---						---Fumbles---		---INT---	
	G	Solo	Ast	Total	TFL-Yds	Sacks	FR-Yds	FF	No-Yards	PBU
2018	12	62	35	97	0.0-0	0.0-0	1-20	0	0-68	3

2018: Started all 12 games ... totaled 62 solo tackles, 35 assisted tackles ... ranked second on the team with 97 total tackles ... also ranked second in both solo and assisted tackles ... credited with 3 passes defended ... had 10 or more tackles in 4 games ... had a monster game in season opener at Kentucky (9/1), making 14 tackles, 11 of which were solos and returning a fumble 20 yards for a touchdown ... both solo tackles and total tackles vs. Kentucky were career highs ... earned the MAC West Division Defensive Player of the Week Award for performance against the Wildcats ... made 11 stops, 4 of them solos, vs. Toledo (11/23) ... made 10 tackles, 8 of them solos, vs. Bowling Green (11/10) ... made 10 tackles, 6 of them solos, vs. Michigan State (9/29) ... made 9 tackles vs. Kansas (9/8) and vs. Eastern Michigan (11/3) ... defended two passes vs. Akron (10/27). **2017:** Redshirted. **High School:** Ranked 37th on Detroit Free Press Fab 50 ... ranked No. 41 on Detroit News Blue Chip list ... Helped lead Belleville to 7-3 finish and a playoff berth ... played for coach Jermain Crowell.



WILLIE REID

R-Fr. • Defensive Back

6-1 • 200

Detroit, Mich. / Cass Tech

19

2018: Appeared in 2 games, vs. Ball State (10/13) and vs. Western Michigan (10/20) ... redshirted. **High School:** Contributor in Cass Tech undefeated 2016 season ... won a state championship with Cass Tech in 2016 ... was honorable mention All-Metro team in 2016 ... played for coach Thomas Wilcher.



ROMELLO ROSS

Sr. • Running Back

5-10 • 211

Detroit, Mich. / Detroit Western

3

	G	Att	Gain	Loss	Net	Avg	TD	Long	Avg/Gm
2015	6	54	263	16	247	4.6	4	17	41.2
2017	11	54	218	15	203	3.8	1	30	18.5
2018	8	89	428	26	402	4.5	2	47	50.2
Career	25	197	909	57	852	4.3	7	47	34.1

2018: Played in 8 games, making 5 starts ... totaled 402 yards on 89 rushing attempts ... averaged 4.5 yards per carry ... scored 2 touchdowns ... posted season-long run of 47 yards vs. Ball State (10/13) ... made 5 catches for 17 yards on the season ... carried a season-high 22 times vs. Akron (10/27), finishing with 75 yards ... ran for a season-high 111 yards vs. Ball State (10/13) ... scored his touchdowns against Buffalo (10/6) and against Western Michigan (10/20). **2017:** Played in 10 games ... had 197 rushing yards on 51 carries and one touchdown ... rushed 15 times for 83 yards, both season highs, at Ball State (10/21) ... had nine carries for 28 yards vs. Eastern Michigan (11/08) ... had five carries for 19 yards and a touchdown vs. Kent State (11/14). **2016:** Redshirted **2015:** Played in six games, starting the final one ... carried the ball 54 times for 247 yards and four touchdowns ... also had 11 catches for 106 yards and a touchdown ... had 128 all-purpose yards against Minnesota (12/28) in the Quick Lane Bowl, rushing for 100 yards on 19 carries and catching four passes for 28 yards ... also rushed for a touchdown versus UM ... scored four touchdowns vs. Eastern Michigan (11/27) ... tied for first on the team with five TDs ... scored first career TD on a 63-yard screen pass vs. Eastern Michigan (11/27) ... had 13 carries for 54 yards vs. Buffalo (10/17) ... caught three passes for 15 yards vs. Ball State (10/24). **High School:** Ranked No. 16 on the Detroit Free Press Fab 50 and No. 18 on the Detroit News Blue Chip list ... earned all-state honors all four seasons of his career including first team recognition by the Detroit Free Press and the Associated Press in 2014 ... selected to the All-Detroit first team by the Detroit Free Press and Detroit News all four seasons ... named to the All-Detroit Public School League first time four times ... three-time Proud Strong Learner Player of the Week honoree ... finished high school career with 5,020 rushing yards, 84 rushing touchdowns, nine kick/punt returns TDs, and four interceptions for TDs ... tallied 1,458 yards and 23 touchdowns in senior season, adding 26 catches for 323 receiving yards and four receiving TDs ... also had three interceptions in 2014 ... four-year starter and varsity letter winner ... had a 3.3 grade-point average ... parents are Louis and Myra Ross ... high school coach was Andre Harlen.



TYRONE SCOTT

R-Fr. • Wide Receiver

6-3 • 190

Estill, SC. / Jenkins

19

	G	Rec	Yds	Avg	TD	Long	Avg/Gm
2018	1	1	5	5.0	0	5	5.0

2018: Caught 1 pass for 5 yards vs. Toledo (11/23) in lone appearance of the season ... redshirted. **High school:** Opened senior season at Jenkins High School with five receptions for 171 yards and three touchdowns ... caught a 45-yard TD pass with no time on the clock in a one-point victory in November ... attracted recruiting interest from 11 teams, including Western Kentucky, Tulane, Mercer, Coastal Carolina, Appalachian State, Boston College ... had 30 catches for 821 yards and six touchdowns as a junior.



AMIR SIDDIQ


So. • Defensive Line

6-2 • 239

Detroit, Mich. / Fordson

34

2017: Redshirted. **High school:** Recorded double-digit sacks in helping lead Fordson to league championship and Division 1 playoff berth ... played for coach Fouad Zaban.



NEVEN SIMINGTON


R-Fr. • Defensive Line

6-4 • 234

Saginaw, Mich. / Saginaw

57

2018: Redshirted. **High School:** Earned four letters while playing at Saginaw for his father and coach Nate Simington ... made 306 career tackles ... two-time team captain ... also played defensive end, outside linebacker and tight end in high school ... Named to Saginaw News All-Area Dream Team Second Team as a linebacker and to All-Saginaw Valley Conference First Team in 2017 ... Named Detroit Free Press First Team All-State in 2016 ... named to All-Saginaw Valley Conference Second Team Defense in 2014-16 ... also earned three letters in track & field ... his father, Nate Simington, earned three letters while playing for the Chippewas in 1992 and '94-95.



DEREK SMITH

Jr. • Offensive Line

6-5 • 280

Grand Rapids, Mich. / Kenowa Hills

56

2018: Made 8 appearances, all of them starts, on the offensive line. **2017:** Appeared in eight games, making two starts at right guard. **2016:** Redshirted. **2015:** Grayshirted. **High school:** Earned Division 1-2 honorable mention All-State recognition from the Associated Press in 2014 ... selected to the Grand Rapids Press 2014 Dream Team ... also named All-North first team by the Grand Rapids Press ... all-conference first team as a senior ... team captain in 2014 ... led squad to playoffs in 2012 ... named to No. 1 prospect in West Michigan by Lake Michigan Football Report ... had 28 tackles, seven tackles-for-a-loss and two sacks as a senior ... earned three varsity letters in football and two in basketball ... received an academic letter for honor roll ... had a 3.18 grade-point average ... parents are Bernie R. (Rick) Smith and Katherine M. Smith ... high school coach was Scott VanEssen.



JEFF STROME


Jr. • Offensive Line

6-2 • 286

Dearborn, Mich. / Edsel Ford

75

2018: Appeared in 3 games. **2017:** Did not see game action. **2016:** Redshirted.



ROBI STUART

Jr. • Defensive Line

6-2 • 290

Saginaw, Mich. / Saginaw Nouvel Catholic Central

71

	---Tackles---						-Fumbles-		-INT-	
	G	Solo	Ast	Total	TFL-Yds	Sacks	FR-Yds	FF	No-Yards	PBU
2017	6	0	2	2	0.0-0	0.0-0	0-0	0	0-0	0
2018	12	10	14	24	3.0-16	1.5-13	0-0	0	0-0	0
Career	14	10	16	26	3.0-16	1.5-13	0-0	0	0-0	0

2018: Appeared in all 12 games, making 5 starts ... totaled 24 tackles, 10 of them solo ... posted 1.5 sacks a loss of 13 yards ... had season high 6 tackles vs. Eastern Michigan (11/3).

2017: Appeared in six games ... recorded two tackles on the season ... had one tackle at Ohio (10/7) and Ball State (10/21). **High School:** Detroit Free Press Division 8 First Team All-State in 2016 ... Associated Press Division 7-8 First Team All-State in 2016 ... four-year starter ... made 68 tackles, including 18 for loss and 10 sacks during senior year ... also recovered two fumbles and blocked a field goal in 2016 ... two-year captain ... Eagle Scout ... National Honor Society ... played for coach Mike Boyd.



ROLLIANN STURKEY

So. • Defensive Back

5-11 • 178

Oak Park, Ill. / Oak Park-River Forest

37

	---Tackles---						-Fumbles-		-INT-	
	G	Solo	Ast	Total	TFL-Yds	Sacks	FR-Yds	FF	No-Yards	PBU
2018	12	6	2	8	0.0-0	0.0-0	0-0	0	0-0	0

2018: Appeared in all 12 games ... had 8 tackles including 6 solos. **High School:** Three-year varsity letter-winner ... two-time state tournament qualifier in wrestling ... played for coach John Hoerster.



JACOREY SULLIVAN

Jr. • Wide Receiver

6-1 • 221

Muskegon, Mich. / Muskegon

11

	G	Rec	Yds	Avg	TD	Long	Avg/Gm
2018	12	18	153	8.5	2	25	12.8

2018: Played in all 12 games, making 3 starts ... caught 18 passes for 153 yards ... averaged 8.5 yards per catch ... made 2 touchdown receptions on the season ... caught season-high 4 passes this season for 74 yards and 1 touchdown vs. Buffalo (10/6) ... caught 3 passes vs. Toledo (11/23) and vs. Eastern Michigan (11/3) ... caught a 5-yard touchdown pass vs. Maine (9/22). **2017:** Appeared in eight games. **High School:** Ranked 28th on Free Press Fab 50 ... ranked No. 29 on Detroit News Blue Chip list ... Ranked 34th on MLive Top 50 Class of 2017 ... Detroit Free Press Division 3 First Team All-State in 2016 ... Associated Press Division 3 First Team All-State ... helped lead Big Reds to 2016 Division 2 state championship game ... finished senior year with 25 receptions for 571 yards and made 74 tackles and five interceptions with one pick-six on defense ... three-year starter in one of state's best prep programs ... played for Shane Fairfield.



ROMELLO TARVER


R-Fr. • Offensive Line

6-5 • 242

Delray Beach, Fla. / Oxbridge Academy

55

2018: Redshirted. **High School:** Recorded 10 sacks and 45 tackles-for-loss during his high school career ... as an offensive lineman, posted 205 career pancake blocks ... selected to Sun Sentinel All-Palm Beach County First Team in 2016-17 and received honorable mention in 2015 ... carried a 3.4 grade point average ... helped lead Oxbridge Academy to Florida Class 3A state championship game and an 11-2 finish in 2017 ... played at Oxbridge for coach Brendan Kent.



RYAN TICE

Sr. • Kicker/Punter

6-1 • 170

Saline, Mich. / Saline

12

	PAT	FGM-FGA	Pct.	01-19	20-29	30-39	40-49	50+	Lg	Blk
2018	14-15	10-12	83.33	0-0	4-4	3-3	2-5	0-0	53	0

2018: Converted 10 of 12 field goal attempts on the season ... made 83.3 percent of his attempts ... connected on 6 of 7 field goal attempts from 40-49 yards ... booted a 53-yard field goal vs. Ball State (10/13) ... the 53-yarder is the second longest in CMU history, and just 4 yards shy of Rade Savich's program record set in 1975 ... made 14 of 15 extra-point attempts ... CMU's leading scorer with 44 points ... kicked off 7 times for an average of 59.4 yards with 1 touchback.



ANDREW WARD

So. • Linebacker

6-1 • 220

Muskegon, Mich. / Muskegon

43

	----Tackles----						-Fumbles-		-INT-	
	G	Solo	Ast	Total	TFL-Yds	Sacks	FR-Yds	FF	No-Yards	PBU
2018	11	1	0	1	0-0	0-0	0-0	0	0-0	0

2018: Appeared in 9 games, starting 6 ... recorded 1 tackle. **2017** (Nebraska): Redshirted. **High School:** Racked up 122 total tackles in 2016, including 52 solo stops and 70 assists ... as a senior at Muskegon High School, earned first-team Division 3 Michigan all-state honors from the Associated Press and was a second-team All-Michigan choice by USA Today ... named the Muskegon Chronicle Defensive Player of the Year and an all-conference selection ... helped the Big Reds to a 12-2 record, and the school fell just short of a state title, dropping a one-point decision in the Division 3 state title game ... starred as a junior in 2015, helping Muskegon to a 9-3 record and a state playoff appearance ... had 90 tackles during his junior campaign.



JONATHAN WARD

Sr. • Running Back


6-0 • 202

Kankakee, Ill. / Bishop McNamara

5

	G	Att	Gain	Loss	Net	Avg	TD	Long	Avg/Gm
2016	8	36	200	0	200	5.6	2	45	25.0
2017	13	178	1052	33	1019	5.7	10	79	78.4
2018	9	76	255	43	212	2.8	1	17	23.6
Career	30	290	1507	76	1431	4.9	13	79	47.7

2018: Played in 9 games, making 6 starts ... carried 76 times for 212 yards ... caught 8 passes for 41 yards ... carried 16 times for 74 yards, both season highs, vs. Northern Illinois (9/15) ... had a season-long run of 17 yards vs. Kentucky (9/1) ... scored lone touchdown of the season vs. Bowling Green (11/10) ... caught 8 passes for 41 yards ... caught 3 passes for 23 yards, both season highs, vs. Northern Illinois (9/15). **2017:** Appeared in all 12 games, making eight starts ... led team in rushing yards (990), rushing attempts (166) and rushing touchdowns (9) ... named All-MAC Second Team ... averaged 82.5 rushing yards per game ... third on the team in receptions with 41, fourth in receiving yards with 361 ... had two receiving touchdowns and a team-high 11 total TDs ... led team in scoring with 66 points ... recorded 147 yards on 19 carries with one touchdown, and caught two passes for 17 yards vs. Rhode Island (8/31) ... rushed 13 times for 97 yards and two touchdowns vs. Ball State (10/21) ... rushed 17 times for 132 yards and one touchdown and caught four passes for 81 yards at Western Michigan (11/01) ... named MAC West Offensive Player of the Week for his performance vs. Western Michigan ... ran 19 times for a career-high 159 yards and two touchdowns while adding a 27-yard reception vs. Eastern Michigan (11/08) ... had 13 carries for 80 yards and one touchdown at Kent State (11/14) ... matched career-high of 159 rushing yards and recorded one rushing touchdown on 21 attempts, and added a receiving touchdown on a 4-yard catch vs. Northern Illinois (11/24). **2016:** Saw action in eight games as a true freshman... ran for 200 yards and two touchdowns on 36 carries for the season, good enough for third on the team in all three categories ... caught eight passes for 69 yards on the year ... ran for 79 yards and a touchdown on seven carries vs. Presbyterian (9/1) ... posted a season-high 12 carries for 52 yards against UNLV (9/17) ... ran for 27 yards and a touchdown on seven carries at Virginia (9/24) ... recorded 14 rushing yards on three carries, and 48 receiving yards on four receptions against Tulsa in the Miami Beach Bowl (12/19). **High School:** Three-year starter holds school career records for touchdowns (83) and rushing yards (5,689) ... also set single-season records for yards (2,400) and TDs (36) ... scored seven TDs in one game, a school record ... Earned All-State honors as a senior ... led team to 13-1 finish and Class 3A state title in 2015 ... earned Chicago Catholic League White Division Tony Lawless Award after both junior and senior seasons. The Lawless is the highest individual honor the league bestows ... three-time All-Catholic League selection ... two-time team MVP ... placed second in Illinois state high school track meet in the long jump in 2015 ... played for coach Rich Zinanni.



JOEL WILSON

R-Fr. • Tight End

6-4 • 217

Petoskey, Mich. / Petoskey

83

	G	Rec	Yds	Avg	TD	Long	Avg/Gm
2018	4	1	5	5.0	0	5	1.3

2018: Appeared in 4 games ... caught 1 pass for 5 yards ... redshirted. **High School:** Played quarterback and threw 11 touchdown passes as a senior ... also ran for 450 yards and scored seven TDs in 2017 ... threw for more than 2,000 yards in his high school career ... earned honorable mention Associated Press Division 3-4 All-State ... also played linebacker.

77 • Vashon Bailey • Fr. • Offensive Line • 6-7 • 295 • Sunrise, Fla. • Somerset Academy

Four-year starter ... three-year team captain ... named Offense-Defense Sports All-American ... earned all-conference honors ... garnered four varsity letters in football and three in basketball ... high school coach is Chance Benton ... parents are Karen Bigby and Everton Bailey.

92 • Jacques Bristol • Fr. • Defensive Line • 6-1 • 285 • Sarasota, Fla. • Booker HS

Earned all-conference honors as a senior ... coach was Dumaka Atkins ... mother is Vonetta Johnson.

27 • Josh Crawford • Fr. • Running Back • 5-11 • 190 • Montclair, N.J. • Montclair HS

Earned first team all-conference and all-county honors as a senior ... named third team all-state in 2018 ... received second team all-conference in his junior year, helping his team to a state title ... team captain as a senior ... rushed for more than 1,600 yards and 20 touchdowns in his career ... also had 31 career catches for 375 yards and three scores ... three-year starter ... holds a 3.4 grade-point average ... high school coach is John Fiore ... parents are Verlaunda Crawford and Landon Crawford Sr.

30 • Ormondell Dingle • Fr. • Defensive Back • 6-3 • 205 • Detroit, Mich. • Cass Technical HS

Earned All-Detroit honors from the Detroit News as a senior ... Finished career with 49 tackles ... three interceptions, one returned for a touchdown ... six pass deflections ... caught 13 passes, three for touchdowns ... four-year letterwinner ... a part of Detroit Public School League championship team in 2018 ... high school coach was Thomas Wilcher ... parents are Karisa Dingle and Ormondell Dingle.

58 • Jake Dominguez • Jr. • Offensive Line • 6-5 • 300 • San Jose, Calif. • Independence HS • Foothill College

Foothill College: Earned All-Pacific-7 Conference honors in 2017 and 2018 ... named first team all-state in 2018 ... grayshirted in 2016 ... earned scholar-athlete honors twice ... two-time team captain ... coach was Kelly Edwards. Independence HS: Named to the San Jose Mercury News all-area team in 2015 and 2016 ... selected the conference most outstanding defensive lineman in 2016 ... earned first team all-league honors and league's most valuable lineman in 2016 ... two-year team captain and three-year starter ... named to the honor roll his senior year ... father is Tommy Dominguez ... coach was Steve Papin.

12 • Quinten Dormady • Sr. • Quarterback • 6-4 • 215 • Boerne, Texas • Boerne HS • Houston

Enrolled in January, 2019. Houston (2018): Redshirted. Tennessee (2015-17): Threw for 1,282 yards and 7 touchdowns, completing 57 percent of his passes ... in first career start, led UT to a 42-41 double-overtime win over Georgia Tech, throwing for 221 yards and 2 touchdowns ... named to the SEC academic honor roll in 2015. High School: Threw for nearly 6,000 yards and 59 touchdowns in two varsity seasons ... had 2,893 yards on 210-of-369 passing with 32 touchdowns as a senior in 2014 ... the No. 5-ranked quarterback in the nation by 24/7 Sports ... earned all-state honors twice ... coach was father Mike Dormady ... parents are Mike and Lisa Dormady.

28 • Luke Elzinga • Fr. • Punter • 6-4 • 194 • Grand Rapids, Mich. • Grand Rapids Christian HS

Named to the Detroit News Dream Team and a unanimous first team all-state selection by the Associated Press in 2018 ... also earned first team all-state honors in 2017 ... a two-time selection to the Grand Rapids Press All-City Dream Team ... earned all-conference honors as a senior ... named a 2018 Pro Team Hall of Fame All-American ... earned his team's ACE Award in 2018 ... averaged 48.0 yards per punt as a senior and 46.0 yards per punt as a junior ... had a 76-yard punt, the longest in school history ... earned two letters in football and baseball, and one in basketball ... helped his squad to a conference title his senior year ... parents are Greg Elzinga and Jacqui Elzinga ... coach was Don Fellows.

46 • Javon Gantt • Fr. • Tight End • 6-4 • 215 • Jacksonville, Fla. • Westside HS

Named to the North Florida Football Coaches Association Senior Bowl ... earned all-conference honors as a senior ... three-year varsity letterwinner ... holds a 3.0 grade-point average ... high school coach was Rodney Dubose ... parent is Kizzy Williams.

41 • Cory Gildersleeve Jr. • Fr. • Linebacker • 6-1 • 221 • Saline, Mich. • Saline HS

2018: Greyshirted. **High School:** Three-year starter ... recorded 265 tackles, 16 tackles-for-loss and five sacks in career ... team captain and most valuable player in 2017, helped lead team to 7-2 finish and playoff berth ... as a junior in 2016, helped Saline to 11-1 finish, Southeastern Conference championship, and Division I regional title game ... Saline finished a combined 29-4 during his three-year varsity career ... three-time All-SEC linebacker ... 2017 All-Ann Arbor. com Dream Team selection ... earned Division 1-2 All-State honorable mention from the Detroit Free Press and from the Associated Press ... selected to play in 2018 Blue-Grey All-American Bowl ... carries a 3.7 grade point average ... father Cory lettered for the Chippewas from 1993-95 ... earned four varsity letters in track and field ... played football at Saline for coach Joe Palka.

26 • Demarcus Governor • Fr. • Defensive Back • 6-0 • 185 • Plant City, Fla. • Durant HS

Earned first team all-conference honors as a cornerback and a returner ... selected the Focus Magazine Player of the Year ... listed by the Tampa Bay Times as a top 100 player in the region ... team captain ... finished career with five interceptions ... also had nearly 1,000 career return yards ... earned three varsity letters ... ranked as one of the top 150 cornerbacks in the 2019 class ... four-year all-academic team ... holds a 4.28 grade-point average ... high school coach is Mike Gottman ... parents are Angelina Valdez and Marques Governor.

35 • Logan Guthrie • Fr. • Linebacker • 6-2 • 215 • Alpena, Mich. • Alpena HS

Three-time All-Big North Conference selection ... earned all-state recognition from the Associated Press and Detroit News as a senior ... team MVP in 2017 and 2018 and two-time offensive team MVP ... holds school record in career rushing with more than 2,700 yards ... four-year starter ... tied school record with 27 tackles in a game ... earned all-conference honors in basketball and baseball ... earned academic all-state earns in 2016, 2017 and 2018 ... holds a 3.54 grade-point average ... high school coach is Aaron Sims ... parents are Candie Dombroski and Harry Guthrie.

61 • Albert Kjølør Jespersen • Fr. • Defensive Lineman • 6-6 • 270 • Copenhagen, Denmark • H.C. Ørsten Gymnasium, Lyngby • Søllerød Gold Diggers

Played for the Danish National U19 team ... was a part of Team Nordic, which took part in the International Bowl competing against teams from around the world ... those games took place in various stadiums in Texas including AT&T Stadium in Dallas ... parents are Morten Jespersen and Charlotte Kjølør.

29 • Trey Jones • Fr. • Defensive Back • 6-2 • 195 • Wetumpka, Ala. • Wetumpka HS

Earned first team 6A all-metro honors in 2018 ... named to the all-county team as a senior ... a part of two regional championship teams ... helped lead team to state championship game in 2017 and to state semifinals in 2018 ... earned three varsity letters ... team captain during his senior season ... coach was Tim Perry ... parents are Carmen Jones and Sam Jones.

18 • Kyron McKinnie-Harper • Fr. • Defensive Back • 6-1 • 185 • Detroit, Mich. • Cass Technical HS

Named to the 2018 Detroit News Dream Team ... earned first team all-state honors from the Detroit Free Press and the Associated Press as a senior ... named to the Detroit Free Press

and the Detroit News All-Detroit First Team ... had six interceptions, 28 pass break-ups and 32 tackles in his senior season ... also tallied 23 receptions for 487 yards and nine receiving touchdowns ... earned all-conference honors ... named to the Detroit News Blue Chip list ... won a state championship in 2016 ... a part of two Detroit Public School league championships ... high school coach was Thomas Wilcher ... father is Myron Harper.

25 • Dishon McNary • Jr. • Defensive Back • 6-1 • 195 • Chicago, Ill. • East Paulding HS • Independence CC

Will enroll in January. Independence CC: Made 28 tackles including 17 solo stops with two sacks last season ... also tallied 10 pass break-ups and a blocked kick ... coach was Jason Brown ... parents are Kim and James Richardson.

2 • David Moore • Jr. • Quarterback • 6-2 • 200 • Alpharetta, Ga. • Milton HS • Garden City CC

Garden City CC: Earned first team all-conference honors in 2018 ... led his squad to the NJCAA national title game and a 10-1 record ... threw for 837 yards on 71-of-122 passing and four touchdowns ... had five rushing touchdowns ... spent the 2016-17 seasons at Memphis, playing in five games in 2017 ... had 63 yards on 7-of-10 passing with one TD in 2017 and also rushed for 47 yards on 8 carries ... tallied 39 touchdowns in senior season in high school.

69 • Danny Motowski • Fr. • Offensive Line • 6-3 • 295 • Macomb, Mich. • De La Salle HS

Earned First Team All-State honors from the Detroit News and the Detroit Free Press ... was named the captain of the Detroit Free Press Division 2 All-State team ... earned Second Team All-State honors from the Associated Press ... named All-East First Team by the Detroit Free Press and by the Detroit News ... earned all-county and all-conference honors ... named to the Detroit News Blue Chip List ... team captain ... three-year starter ... squad won two state titles, two conference titles and was the Macomb County team of the year twice during his career ... team had a combined 28-9 record during his three years ... 3.5 grade-point average ... high school coach was Mike Giannone ... parents are Tara Motowski and Lou Motowski.

22 • Lew Nichols • Fr. • Running Back • 6-0 • 215 • Detroit, Mich. • Cass Technical HS

Earned all-state honors from the Detroit Free Press, Detroit News and Associated Press as a senior ... named All-Detroit by the Detroit News and the Detroit Free Press ... ran for 1,078 yards on 84 carries and 23 touchdowns as a senior ... named to the Detroit News Blue Chip List, ranking 24th in the state ... three-year starter ... won a state championship in 2016 ... a part of two Detroit Public School league championships ... high school coach was Thomas Wilcher ... parents are Artia Nichols and Lewis Nichols Jr.

65 • Deiyantei Powell-Woods • Fr. • Offensive Line • 6-5 • 285 • Bluefield, W.V. • Bluefield HS

Earned second team all-state honors in 2017 and in 2018 ... selected a Blue-Gray All-American ... earned all-conference honors ... helped team to 2017 state championship ... led his team to two playoff appearances ... team finished 12-2 in his senior season ... team captain as a senior ... earned three varsity letters in football ... coach was Fred Simon ... parents are Karima Woods and Grady Woods.

10 • Daniel Richardson • Fr. • Quarterback • 5-11 • 195 • Miami, Fla. • Carol City HS

Holds the Miami Dade County Career passing records for yards (9,791) and touchdowns (116) ... three-time all-state and four-time all-county ... named the South Florida player of the year in 2016 ... selected a Top Gun quarterback in 2016 ... led his team to a state title in 2015 ... four-year starter ... finished career with 1,600 yards rushing and 32 touchdowns ... holds a 3.6 grade-point average ... high school coach was Benedict Hypolite ... parents are Renessa Gordon and Dwayne Richardson.

97 • Max Saylor • Fr. • Defensive Line • 6-3 • 235 • Rochester, Mich. • Brother Rice HS

Named all-state by the Detroit Free Press, Detroit News and the Associated Press ... earned All-North honors from the Detroit News and Detroit Free Press ... received first team all-conference honors ... team captain ... earned three varsity letters and was a two-year starter ... team defensive MVP in 2018 ... finished senior season with 55 tackles, 15 tackles-for-a-loss and 5 sacks ... high school coach was Adam Korzeniewski ... parents are Diane Hewson and Dale Saylor.

98 • Fred Stokes • Fr. • Defensive Line • 6-5 • 220 • Lombard, Ill. • Montini Catholic HS

Named to the Illinois News Gazette All-State team ... earned first team all-area honors from the Chicago Daily Herald ... team advanced to the 5A championship game during his senior season ... tallied 95 tackles, 22 tackles-for-a-loss with 11 sacks and two pass knockdowns as a senior ... also forced two fumbles, recovering one ... earned academic all-conference honors ... three-year starter ... coach was Mike Bukovsky ... parents are LaDonna Stokes and Fred Stokes.

70 • Oge Udeogu • Sr. • Offensive Lineman • 6-3 • 310 • Imo, Nigeria • Saint Viator HS (Ill.) • Iowa State

Iowa State: Member of the squad for three seasons. **City College of San Francisco:** Chose Iowa State over Houston, Louisville and Illinois ... three-star recruit by Scout, Rivals and 247Sports ... ranked No. 79 on Scout's top-100 JC prospects ... listed as the 17th-best junior college offensive tackle by 247Sports ... ranked No. 137 overall among junior college players by 247Sports ... two-year starter on a team which won back-to-back conference and Northern California championships ... team won the 2015 California state championship with a 26-14 win against Saddleback ... team finished with a 12-1 record ... team ranked 8th in the state in scoring (35.4) and 11th in total offense (457.1) ... coached by Jimmy Collins. **High School:** Born in Chicago and grew up in Imo, Nigeria ... moved back to Chicago area where he played two seasons at Saint Viator High School in Arlington Heights.

53 • Cameron Vaughn • Fr. • Offensive Line • 6-6 • 315 • Orlando, Fla. • Haines City HS

Selected to play in the Offense-Defense All-American Bowl ... earned all-conference honors ... tallied 34 pancake blocks in his senior season ... team captain ... named team's best offensive lineman and also earned the team community service award in 2018 ... high school coach was Hoku Pratt ... parents are Brandie B. Vaughn and David Vaughn III.

44 • Justin Whiteside • Fr. • Linebacker • 6-1 • 200 • Flossmoor, Ill. • Homewood-Flossmoor HS

Earned All-conference honors ... team went 10-2 in his senior season and qualified for the state quarterfinals ... high school coach is Craig Buzea ... parents are LaToya Stokes and Charles Whiteside.



2018 RECAP

Central Michigan 20 Kentucky 35

LEXINGTON, KY. (9/1/18)– Central Michigan went on the road on Saturday to open the college football season against a Power-5 opponent that returned 19 starters, including the leading rusher in the Southeastern Conference.

In the end, and considering that the Chippewas held a 20-14 lead late in the second quarter, it was not what coach John Bonamego might have hoped for.

Kentucky scored the game's final 21 points on Saturday in handing CMU a 35-20 loss before 49,138 at the Wildcats' Kroger Field.

The Chippewas had visions of another major upset – just like the one they pulled off two years ago at Oklahoma State – after taking advantage of four Kentucky turnovers in seizing a 20-14 lead with just over a minute to play in the first half.

But Kentucky marched 71 yards in 41 seconds, scoring on a 24-yard pass with 14 seconds left in the half to go on top, 21-20, at the break.

Kumennhu Gwilly scored on a 4-yard run and Devonni Reed scooped up a fumble and raced 20 yards for a score for the Chippewas, who also got two field goals from Michael Armstrong.

	1	2	3	4	Final
Central Michigan	3	17	0	0	20
Kentucky	7	14	7	7	35

Scoring Summary

- 1-CMU - Armstrong 26 yd field goal
- 1-UK - Rose 55 yd run (Butler kick)
- 2-CMU - Gwilly 4 yd run (Armstrong kick)
- 2-CMU - Reed 20 yd fumble recovery (Armstrong kick)
- 2-UK - Snell 52 yd run (Butler kick)
- 2-CMU - Armstrong 22 yd field goal
- 2-UK - Bouvier 24 yd pass from Hoak (Butler kick)
- 3-UK - Snell 11 yd run (Butler kick)
- 4-UK - Rose 4 yd run (Butler kick)

	CMU	UK
First Downs	11	27
Net Rushing Attempts-Yards	39-118	43-299
Net Passing	137	128
Passes Att-Comp-Int	27-17-0	27-15-2
Total Offense Plays-Yards	66-255	70-427
Punts (Number-Avg)	9-46.7	4-50.0
Fumbles-Lost	1-0	5-2
Penalties-Yards	12-106	3-40
Possession Time	31:52	28:08
Third-Down Conversions	6 of 18	7 of 13
Sacks By: Number-Yards	1-0	2-16
Attendance	49,138	

RUSHING — CMU: Poljan 16-47; Ward 11-36; Gwilly 10-26; Sabbagh 1-6; Lewis 1-3. **UK:** Snell 20-125; Rose 8-104; Wilson 9-38; King 6-32.

PASSING — CMU: Poljan 17-27 – 0 - 137. **UK:** Wilson 11-18 - 2 - 78; Hoak 15-27 - 2-128.

RECEIVING — CMU: Cole 4-51; Childress 2-23; Gwilly 2-16; Sabbagh 2-11; Raimann 2-11; Cossou 2-10; Terry 1-7; Sullivan 1-5; Ward 1-3. **UK:** Bowden 5-17; Bouvier 3-48; Conrad 3-9; Baker 1-21; Ali 1-14; Thomas 1-12; Snell 1-7.

Kansas..... 31 Central Michigan 7

MOUNT PLEASANT, MICH. (9/8/18) – Central Michigan struggled to find consistent production and turned the ball over six times on Saturday in dropping its home opener, 31-7, to Kansas in front of 18,127 at Kelly/Shorts Stadium.

The Chippewas sputtered in the first half, gaining just one first down before the break. They moved it more effectively in the final two quarters, but were forced to play catchup after falling into a 21-0 hole.

CMU quarterback Tony Poljan finished with efficient-looking numbers for the second straight week – he completed 18 of his 32 pass attempts for 177 yards. He threw four interceptions, and much of his yardage came late when the outcome was no longer in doubt.

Poljan, a redshirt sophomore making his second career start, threw a 31-yard touchdown pass to Jamil Sabbagh midway through the third quarter, cutting CMU's deficit to 21-7. It was also the first career touchdown for Sabbagh, a junior.

Shakial Taylor returned an interception 55 yards for a TD on the first play of the fourth quarter to extend Kansas' lead to 28-7 and end CMU's legitimate comeback hopes.

	1	2	3	4	Final
Kansas	0	7	14	10	31
Central Michigan	0	0	7	0	7

Scoring Summary

- 2-KU – Johnson 31 yd pass from Bender (Rui kick)
- 3-KU – Williams 20 yd run (Rui kick)
- 3-KU – Williams 41 yd run (Rui kick)
- 3-CMU – Sabbagh 31 yd pass from Poljan (Armstrong kick)
- 4-KU - Taylo 55 yd interception return (Rui kick)
- 4-KU - Rui 36 yd field goal

	KU	CMU
First Downs	20	12
Net Rushing Attempts-Yards	45-216	28-103
Net Passing	145	177
Passes Att-Comp-Int	27-18-0	32-18-4
Total Offense Plays-Yards	72-361	60-280
Punts (Number-Avg)	9-39.6	8-39.5
Fumbles-Lost	0-0	2-2
Penalties-Yards	7-55	6-52
Possession Time	36:16	23:44
Third-Down Conversions	5 of 16	2 of 12
Sacks By: Number-Yards	1-7	1-11
Attendance	18,127	

RUSHING – CMU: Poljan 10-43; Gwilly 8-31; Ward 10-29. **KU:** Williams 14-125; Thompson 4-32; Williams 10-32; Herbert 9-29; Kendrick 4-14; Johnson 1-1; TEAM 2- minus 6; Bender 1- minus 11.

PASSING – CMU: Poljan 18-32 - 4 - 177. **KU:** Bender 17-26 – 0 – 130; Kendrick 1-1-0-15.

RECEIVING – CMU: Childress 4-35; Cole 3-40; Raimann 3-26; Sabbagh 2-41; Gwilly 2-10; Sullivan 2-8; Terry 1-17; Cossou 1-0. **KU:** Johnson 4-68; Sims 4-30; Lassiter 3-5; Hampton 2-11; Williams 1-10; Williams 1-8; Charlot 1-8; Herbert 1-3; Humphrey 1-2.

Central Michigan 16 Northern Illinois 24

DeKALB, ILL. (9/15/18)— CMU coach John Bonamego went to his bullpen, summoning backup quarterback Tommy Lazzaro who led a second-half surge that eventually fell short, 24-16, to NIU before 12,354 at Huskie Stadium.

Lazzaro, who transferred to CMU before the 2016 season, had not played in a game since his days in 2015 at Dodge City (Kan.) Community College.

He replaced starter Tony Poljan in the third quarter and led the Chippewas on two touchdown drives as CMU drew to 21-16.

The Chippewas trailed 21-3 when Lazzaro entered the game. He made an immediate impact, capping his first drive with a 6-yard touchdown run that sliced CMU's deficit to 21-10. On CMU's next possession, Lazzaro connected with redshirt freshman wideout Julian Hicks on a 4-yard TD pass.

The Chippewas' try for the two-point conversion failed, but they had stolen the momentum and, with nearly 10 minutes remaining, appeared poised to post a comeback victory.

Lazzaro drove the Chippewas from their own 19-yard line to the NIU 15 line with under 30 seconds remaining but was intercepted to end it.

Lazzaro completed 13 of his 22 pass attempts for 128 yards, and he rushed for 55 yards on 12 attempts. At least a half-dozen times, Lazzaro converted third downs either with his legs or his arm.

	1	2	3	4	Final
Central Michigan	0	3	7	6	16
Northern Illinois	0	14	7	3	24

Scoring Summary

- 2- CMU – Tice 27 yd field goal
- 2- NIU – Tears 14 yd pass from Childers (Gantz kick)
- 2- NIU – Robinson 7 yd pass from Childers (Gantz kick)
- 3- NIU – Brown 2 yd pass from Childers (Gantz kick)
- 3- CMU – Lazzaro 6 yd run (Tice kick)
- 3- CMU – Hicks 4 yd pass from Lazzaro (Lazaro pass failed)
- 3- NIU – Gantz 36 yd field goal

	CMU	NIU
First Downs	21	15
Net Rushing Attempts-Yards	46-164	48-180
Net Passing	158	104
Passes Att-Comp-Int	33-18-1	20-12-1
Total Offense Plays-Yards	79-322	68-284
Punts (Number-Avg)	6-28.5	6-34.2
Fumbles-Lost	1-1	1-0
Penalties-Yards	4-31	4-44
Possession Time	28:31	31:29
Third-Down Conversions	6 of 16	5 of 14
Sacks By: Number-Yards	1-13	3-24
Attendance	12,354	

RUSHING - CMU: Ward 16-74; Lazzaro 12-55; Gwilly 10-28; Spalding 2-13; Poljan 6- minus 6. **NIU:** Harbison 13-124; Jones 15-40; Childeres 8-28; Nettles 10-27; TEAM 2- minus 39.

PASSING - CMU: Lazzaro 13-22-1-128; Poljan 5-11-0-30. **NIU:** Childers 11-18-0-109; Ference 0-1-1-0; Thompson 1-1-0- minus5.

RECEIVING - CMU: Hicks 7-63; Ward 3-23; Cole 2-19; Raimann 2-19; Childress 2-17; Law 1-10; Spalding 1-7. **NIU:** Brown 4-69; Wesley 2-8; Tears 1-14; Tucker 1-7; Robinson 1-7; Harbison 1-3; Jones 1-1; Nettles 1- 5.

Maine 5 Central Michigan 17

MOUNT PLEASANT, MICH. (9/22/18) -The Chippewa defense turned in a stout performance on Saturday and the offense in Tommy Lazzaro's first start at quarterback was efficient enough as CMU downed Football Championship Subdivision Maine, 17-5.

Lazzaro scored on a 5-yard run and tossed a 5-yard touchdown pass to JaCorey Sullivan and Ryan Tice kicked a 41-yard field goal to account for CMU's points.

The Chippewas fought, scratched and clawed their way to 177 total yards against a Maine defense that entered the game ranked 12th in FCS and allowing just 13.5 yards per game on the ground.

It was the CMU defense that shined, making two interceptions, blocking a punt, and making two strong stands in the first half – one with the Black Bears inside the Chippewa 1-yard line -- that proved pivotal as the game unfolded.

Mike Danna made four sacks of CMU's six sacks and Malik Fountain recorded 12 tackles to spearhead a CMU defense that recorded 15 tackles-for-loss that resulted in 79 yards.

Safety Da'Quaun Jamison intercepted Maine quarterback Isaiah Robinson, setting up a 46-yard CMU touchdown drive midway through the second quarter that broke a scoreless tie. Tice's field goal on the made it 10-0 at halftime. That field goal came after the CMU defense forced Maine to punt from its own end zone and Jamil Sabbagh returned it to the Black Bear 23.

	1	2	3	4	Final
Maine	0	0	3	2	5
Central Michigan	0	10	0	7	17

Scoring Summary

- 2- CMU – Lazzaro 6 yd run (Tice kick)
- 2- CMU – Tice 41 yd field goal
- 3- MAINE – Doak 38 yd field goal
- 4- CMU – Sullivan 5 yd pass from Lazzaro (Tice kick)
- 4- MAINE – Carr safety

	MAINE	CMU
First Downs	18	12
Net Rushing Attempts-Yards	37-82	41-95
Net Passing	183	82
Passes Att-Comp-Int	36-19-2	16-7-1
Total Offense Plays-Yards	73-265	57-177
Punts (Number-Avg)	8-38.1	9-37.6
Fumbles-Lost	2-0	1-1
Penalties-Yards	11-113	9-83
Possession Time	34:00	26:00
Third-Down Conversions	5 of 16	3 of 13
Sacks By: Number-Yards	3-10	6-54
Attendance	16,474	

RUSHING - CMU: Lazzaro 14-44; Gwilly 10-37; Ward 15-17; TEAM 2- minus 3. **MAINE:** Jefferson 11-64; Fitzpatrick 13-37; Edwards 4-11; Young 1-7; Ferguson 1-minus 11; Robinson 7-minus 26.

PASSING - CMU: Lazzaro 7-16-1-82. **MAINE:** Robinson 16-32-2-162; Ferguson 3-4-0-21.

RECEIVING - CMU: Hicks 2-38; Cole 2-17; Poljan 1-23; Sullivan 1-5; Spalding 1-minus 1. **MAINE:** Blair 5-57; Young 5-38; Edwards 3-27; Wright 2-31; Fitzpatrick 2-11; Belcher 1-19; Dunn 1-0.

Central Michigan	20
Michigan State	31

EAST LANSING, MICH. (9/29/18) - The Chippewas showed some life by scoring 17 fourth-quarter points after falling into a 31-3 deficit before succumbing to 21st-ranked Michigan State, 31-20, before 73,752 at Spartan Stadium.

Michigan State (3-1) dominated through three quarters, holding a near 2-to-1 possession-time advantage and grinding out two third-quarter scoring drives in upping its lead to 31-3.

The Chippewas got a 10-yard touchdown pass from Tommy Lazzaro to Julian Hicks, a 40-yard Ryan Tice field goal, and a 29-yard TD pass from Jonathan Ward to Tony Poljan in the fourth quarter to make it interesting.

But after Poljan's touchdown reception, the first of his career, with 6:44 left, the Chippewas never got the ball back as Michigan State simply ran out the clock with a 13-play, 67-yard drive during which the Spartans picked up five first downs.

And save for the fourth-quarter stretch in which the Chippewas covered an onside kick and scored 17 points, the final drive was indicative of how the day went. MSU finished with 23 first downs to CMU's 13, and a 345-245 edge in total yardage.

The Chippewas finished with 63 yards rushing against the nation's No. 1 run defense and gained 182 through the air.

	1	2	3	4	Final
Central Michigan	3	0	0	7	20
Michigan State	0	17	14	0	31

Scoring Summary

- 1- CMU - Tice 40 yd field goal
- 2- MSU - Lewerke 3 yd run (Coghlin kick)
- 2- MSU - Lewerke 5 yd run (Coghlin kick)
- 2- MSU - Coghlin 33 yd field goal
- 3- MSU - Heyward 2 yd run (Coghlin kick)
- 3- MSU - Jefferson 2 yd run (Coghlin kick)
- 4- CMU - Hicks 10 yd pass from Lazzaro (Tice kick)
- 4- CMU - Tice 40 yd field goal
- 4- CMU - Poljan 29 yd pass from Ward (Tice kick)

	CMU	MSU
First Downs	13	23
Net Rushing Attempts-Yards	22-63	47-160
Net Passing	182	185
Passes Att-Comp-Int	35-20-2	25-16-1
Total Offense Plays-Yards	57-245	72-345
Punts (Number-Avg)	5-40.4	4-35.5
Fumbles-Lost	0-0	1-0
Penalties-Yards	7-64	5-55
Possession Time	22:21	37:39
Third-Down Conversions	4 of 14	5 of 12
Sacks By: Number-Yards	2-13	3-16
Attendance	73,752	

RUSHING — CMU: Lazzaro 11-32; Ward 8-26; Terry 1-3; Gwilly 1-1; Cole 1-1. MSU: Jefferson 13-56; Heyward 15-48; Lewerke 8-39; Bridges 6-18; Welch 2-7; TEAM 1-minus 1; Lombardi 2-minus 7.

PASSING — CMU: Lazzaro 19-34-2-153; Ward 1-1-0-29. MSU: Lewerke 16-25-1-185; Lombardi 0-0-0-0.

RECEIVING — CMU: Hicks 5-41; Childress 3-46; Cole 2-18; Law 2-17; Ward 2-8; Sullivan 2-7; Poljan 1-29; Hessbrook 1-8; Raimann 1-5; Spalding 1-3. MSU: Heyward 4-16; Davis 3-66; Nelson 3-31; White 2-40; Sowards 2-29; Sokol 1-6; Jefferson 1-minus 3.

Buffalo	34
Central Michigan	24

MOUNT PLEASANT, MICH. (10/6/18) - Central Michigan football team committed four turnovers and surrendered nearly 300 yards of rushing in falling 34-24 to Buffalo.

The Bulls rushed for 295 yards and took advantage of the mistake-prone Chippewas, pulling out to a 17-3 lead late in the second quarter and then keeping CMU at arm's length throughout the final two quarters.

Kevin Marks rushed for 167 yards and Jared Patterson collected 121 as the Bulls finished with 307 yards on the ground, more than double their season per-game average. Both the Bulls' rushing total and total yardage (434) were season highs for a Chippewa opponent.

Romello Ross scored on a 10-yard run midway through the third quarter to draw CMU to 17-10, seemingly giving the Chippewas a shot of momentum.

The one-TD deficit lasted all of 16 seconds. On Buffalo's next play, Marks bolted 70 yards down the left sideline for a score, putting CMU back in a two-TD hole at 24-10.

The Chippewas again drew within a TD at 24-17 when JaCorey Sullivan caught a 23-yard scoring pass from Tommy Lazzaro with under two minutes to play in the third quarter.

	1	2	3	4	Final
Buffalo	7	10	7	10	34
Central Michigan	3	0	14	7	24

Scoring Summary

- 1- CMU - Tice 40 yd field goal
- 1- UB - Mabry 6 yd pass from Jackson (Mitcheson kick)
- 2- UB - Jackson 5 yd run (Mitcheson kick)
- 2- UB - Mitcheson 26 yd field goal
- 3- CMU - Ross 10 yd run (Tice kick)
- 3- UB - Marks 70 yd run (Mitcheson kick)
- 3- CMU - Sullivan 23 yd pass from Lazzaro (Tice kick)
- 4- UB - Patterson 14 yd run (Mitcheson kick)
- 4- OHIO - Mitcheson 27 yd field goal
- 4- CMU - Hicks 9 yd pass from Poljan (Tice kick)

	UB	CMU
First Downs	21	19
Net Rushing Attempts-Yards	48-295	35-168
Net Passing	127	172
Passes Att-Comp-Int	20-10-1	33-14-4
Total Offense Plays-Yards	68-422	68-340
Punts (Number-Avg)	5-45.4	3-47.7
Fumbles-Lost	2-0	0-0
Penalties-Yards	4-38	10-60
Possession Time	34:58	25:02
Third-Down Conversions	4 of 12	7 of 16
Sacks By: Number-Yards	2-3	1-2
Attendance	14,044	

RUSHING - CMU: Lazzaro 18-102; Spalding 4-19; Ross 3-14; Lewis 2-12; Hicks 1-12; Ward 7-9. UB: Marks 18-167; Patterson 18-121; Osborn 2-6; Reed 4-5; Jackson 4-minus 2; TEAM 2-minus 2.

PASSING - CMU: Lazzaro 9-23-4-117; Poljan 5-10-0-55. UB: Jackson 10-20-1-127.

RECEIVING - CMU: Sullivan 4-74; Spalding 4-43; Cole 2-15; Hicks 2-14; Ward 1-minus 2. UB: Osborn 4-80; Mabry 3-33; Patterson 2-10; Hawkins 1-4.

Ball State 24 Central Michigan 23

MOUNT PLEASANT, Mich. (10/13/18) - For three quarters, it appeared that the Central Michigan football team had righted the ship.

And then came the fourth quarter.

Morgan Hagee kicked a 36-yard field goal with 47 seconds remaining Saturday as Ball State rallied from a 20-7 fourth-quarter deficit in handing CMU a heartbreaking 24-23 loss.

Ball State scored on two long drives early in the fourth quarter to pull ahead, 21-20, before Ryan Tice kicked his third field goal of the game, a 47-yarder, with 4:19 left to put CMU back in front, 23-21.

But Ball State went on another long drive, this one covering 56 yards in 12 plays, capped by Hagee's field goal.

The Chippewas' last ditch effort to get into field goal range for Tice - who had nailed a career-long 53-yarder in the first quarter - ended as time ran out and CMU at the Ball State 48-yard line.

The Chippewa offense turned in its best performance of the season, finishing with 261 rushing yards, 23 first downs and 388 total yards, all season highs.

	1	2	3	4	Final
Ball State	0	7	0	17	24
Central Michigan	3	17	0	3	23

Scoring Summary

- 1- CMU - Tice 53 yd field goal
- 2- CMU - Tice 26 yd field goal
- 2- BSU - Neal 1 yd run (Hagee kick)
- 2- CMU - Poljan 18 yd pass from Lazzaro (Tice kick)
- 2- CMU - Lazzaro 1 yd run (Tice kick)
- 4- BSU - Miller 6 yd pass from Neal (Hagee kick)
- 4- BSU - Neal 1 yd run (Hagee kick)
- 4- CMU - Tice 47 yd field goal
- 4- BSU - Hagee 26 yd field goal

	BSU	CMU
First Downs	26	23
Net Rushing Attempts-Yards	51-157	50-261
Net Passing	202	127
Passes Att-Comp-Int	27-20-0	23-11-0
Total Offense Plays-Yards	78-359	73-388
Punts (Number-Avg)	3-37.0	3-40.7
Fumbles-Lost	1-1	1-0
Penalties-Yards	8-80	11-115
Possession Time	31:55	28:05
Third-Down Conversions	10 of 17	7 of 15
Sacks By: Number-Yards	2-16	5-32
Attendance	10,255	

RUSHING - CMU: Ross 14-111; Lazzaro 25-110; Gwilly 10-38; Spalding 1-2. **BSU:** Gilbert 19-72; Neal 24-55; Dunner 7-24; Hall 1-6.

PASSING - CMU: Lazzaro 11-22-0-127; Ward 0-1-0-0. **BSU:** Neal 19-26-0-183; Lacanaria 1-1-0-19.

RECEIVING - CMU: Spalding 2-45; Poljan 2-37; Hessbrook 2-21; Childress 2-14; Sabbagh 1-11; Ross 1-1; Hicks 1-minus 2. **BSU:** Dunner 5-55; Miller 5-42; Hall 4-26; Lacanaria 3-58; Gilbert 2-6; Reece 1-15.

Western Michigan 35 Central Michigan 10

MOUNT PLEASANT, MICH. (10/20/18) - There were plenty of factors, plays, turns for the Central Michigan football team to point to on Saturday in the wake of its 35-10 loss at Kelly/Shorts Stadium to rival Western Michigan.

CMU turned the ball over three times, two of which led directly to Western touchdowns, and committed seven penalties for 59 yards in falling to their archrivals.

The game was played under cold temperatures, a very strong northwesterly wind, and occasional rain, all of which played major factors in the game. Lightning caused a 33-minute delay early in the first quarter.

As expected under such conditions, the passing game was most affected. CMU quarterback Tommy Lazzaro completed just nine of 24 attempts for 104 yards. He was intercepted twice and sacked three times. Western attempted just nine passes.

The Chippewas surrendered 305 yards on the ground to the MAC's top rushing team, fell behind early, and failed to capitalize when they had a chance to pull back within striking distance.

Western built a 21-0 halftime lead before the Chippewas got on the board on a 40-yard Ryan Tice field goal. Romello Ross, who led CMU with 69 yards rushing, scored on 4-yard run with under a minute to play in the third quarter to pull CMU to within 21-10.

	1	2	3	4	Final
Western Michigan	7	14	0	14	35
Central Michigan	0	0	10	0	10

Scoring Summary:

- 1- WMU - Wassink 2 yd run (Peddie kick)
- 2- WMU - Bellamy 29 yd run (Peddie kick)
- 2- WMU - Bogan 1 yd run (Peddie kick)
- 3- CMU - Tice 40 yd field goal
- 3- CMU - Ross 4 yd run (Tice kick)
- 4- WMU - Wassink 3 yd run (Peddie kick)
- 4- CMU - Wassink 8 yd run (Peddie kick)

	WMU	CMU
First Downs	16	15
Net Rushing Attempts-Yards	55-305	44-147
Net Passing	51	122
Passes Att-Comp-Int	9-5-0	28-11-2
Total Offense Plays-Yards	64-356	72-269
Punts (Number-Avg)	9-42.6	8-38.2
Fumbles-Lost	0-0	2-1
Penalties-Yards	5-55	7-59
Possession Time	33:17	26:43
Third-Down Conversions	5 of 14	4 of 17
Sacks By: Number-Yards	4-18	0-0
Attendance	10,097	

RUSHING - CMU: Ross 11-69; Lazzaro 17-21; Gwilly 6-26; Poljan 4-12; Ward 5-8; Sullivan 1-minus 6. **WMU:** Bellamy 19-145; Bogan 19-96; Wassink 8-28; Brown 5-23; Tucker 3-15; TEAM 1-minus 2.

PASSING - CMU: Lazzaro 9-25-2-104; Poljan 2-3-0-18; Childress 0-1-0-0. **WMU:** Wassink 5-9-0-51.

RECEIVING - CMU: Hicks 3-57; Childress 2-20; Law 2-10; Poljan 1-21; Ward 1-9; Hessbrook 1-3; Gwilly 1-2. **WMU:** Eskridge 2-5' Ricci 1-28; Reed 1-13; Bellamy 1-5.

Central Michigan 10
Akron 17

AKRON, OHIO – (10/27/18) – The Central Michigan football team found itself in a 17-0 halftime hole on Saturday, battle back in the second half, before eventually falling short to Akron, 17-10.

The Chippewas got a 28-yard field goal from Ryan Tice and a 1-yard Tony Poljan quarterback sneak midway through the third to pull within one score at 17-10.

But they couldn't get the equalizer despite outplaying the Zips and the CMU defense pitching a shutout over the final two quarters.

Telling of how it unfolded for CMU on Saturday was a 14-play, 72-yard fourth-quarter drive that ended with a failure to convert on fourth-and-1 at the Akron 5-yard line with 3:27 left. A touchdown and extra point there would have tied the game.

Poljan, who started CMU's first three games at quarterback before giving way to Tommy Lazzaro, returned as the signal-caller in place of the injured Lazzaro. Poljan completed 19 of his 38 pass attempts for 169 yards.

Most of CMU's offensive success came in the second half as they battled to get back in the game after Akron used a few chunk plays to set up its first-half scores.

The Chippewa defense held Akron to minus-3 rushing yards and 104 total offensive yards in the second half. But CMU failed to cash in on several occasions, including a drive that started at the Akron 11-yard line and ended in a field goal rather than a touchdown, and another that ended in a missed field goal attempt.

	1	2	3	4	Final
Central Michigan	0	0	10	0	10
Akron	7	10	0	0	17

Scoring Summary

- 1- **AKRON** – Williams 4 yd pass from Nelson (Gasser kick)
- 2- **AKRON** – Gasser 43 yd field goal
- 2- **AKRON** – Edwards 20 yd run (Gasser kick)
- 4- **CMU** – Tice 28 yd field goal
- 4- **CMU** – Poljan 1 yd run (Tice kick)

	CMU	AKRON
First Downs	18	17
Net Rushing Attempts-Yards	49-131	37-154
Net Passing	169	149
Passes Att-Comp-Int	39-19-0	27-10-0
Total Offense Plays-Yards	88-300	64-303
Punts (Number-Avg)	10-39.4	8-41.6
Fumbles-Lost	1-1	5-3
Penalties-Yards	7-75	4-37
Possession Time	33:28	26:32
Third-Down Conversions	4 of 20	3 of 14
Sacks By: Number-Yards	2-24	5-41
Attendance	17,582	

RUSHING — CMU: Ross 22-75; Gwilly 5-28; Poljan 21-28; Spalding 1-0. **AKRON:** Edwards 20-96; Nelson 10-23; Smith 3-16; Sands 1-11; White 2-5; Bennett 1-3.

PASSING — CMU: Poljan 19-37-0-169; Childress 0-1-0-0; Spalding 0-1-0-0. **AKRON:** Nelson 10-27-0-149.

RECEIVING — CMU: Hicks 5-40; Cole 3-24; Ross 3-22; Sullivan 2-31; Spalding 2-16; Raimann 1-19; Sabbagh 1-6; Law 1-6; Wilson 1-5. **AKRON:** Williams 5-50; Stewart 2-62; Reinke 1-21; Smith 1-12; Williams 1-4.

Central Michigan 7
Eastern Michigan 17

YPSILANTI, MICH. (11/3/18) – Central Michigan once again struggled to move the ball in dropping a 17-7 Mid-American Conference game at Eastern Michigan.

The Chippewas finished with just 138 yards in total offense yet hung in on the strength of an inspiring performance by their defense.

The defense produced CMU's only points of the day on a 68-yard Mike Danna fumble return for a touchdown with under 10 seconds to play in the first half. That tied the game 7-7.

Eastern Michigan got a 7-yard touchdown pass from Tyler Wiegiers to Blake Banham midway through the fourth quarter to take the lead for good. The Eagles added a field goal for the final margin.

Bonamego went to his bullpen for redshirt freshman Austin Hergott, who completed two of his five pass attempts on the Chippewas' final possession, during which CMU gained three first downs.

Hergott spelled starter Tony Poljan, who completed 10 of 27 passes, was sacked three times, and threw one interception.

Eastern Michigan used two big plays – a 47-yard pass play and a 26-yard touchdown run – on its first drive of the game in seizing a 7-0 lead.

The defense kept the Chippewas in the game and appeared to give CMU the spark it has so sorely lacked throughout the season when Sean Adesanya sacked Eastern quarterback Tyler Wiegiers and forced a fumble that Danna scooped up and turned into a touchdown.

	1	2	3	4	Final
Central Michigan	0	7	0	0	7
Eastern Michigan	7	0	0	10	17

Scoring Summary

- 1- **EMU** – Vann 26 yd run (Ryland kick)
- 2- **CMU** – Danna 68 yd fumble recovery (Tice kick)
- 4- **EMU** – Banham 7 yd pass from Wiegiers (Ryland kick)
- 4- **EMU** – Ryland 26 yd field goal

	CMU	EMU
First Downs	10	18
Net Rushing Attempts-Yards	32-77	43-137
Net Passing	61	212
Passes Att-Comp-Int	32-12-2	33-21-1
Total Offense Plays-Yards	64-138	76-349
Punts (Number-Avg)	10-43.4	6-41.3
Fumbles-Lost	4-2	3-2
Penalties-Yards	7-61	8-81
Possession Time	24:46	35:14
Third-Down Conversions	6 of 19	8 of 19
Sacks By: Number-Yards	8-29	4-35
Attendance	13,468	

RUSHING — CMU: Ross 17-57; Gwilly 5-26; Lewis 2-3; Poljan 7-minus 1; Hergott 1-minus 8. **EMU:** Vann 13-114; Glass 7-30; Eriksen 7-27; Banham 1-5; Parker 2-0; Turner 1-0; Stiebeling 2-minus 3; TEAM 3-minus 6; Wiegiers 7-minus 20.

PASSING — CMU: Poljan 10-27-1-39; Hergott 2-5-1-22. **EMU:** Wiegiers 17-25-1-150; Glass 3-7-0-63; Stiebeling 1-1-0-minus 1.

RECEIVING — CMU: Spalding 6-36; Sullivan 3-18; Buczkowski 1-7; Gwilly 1-6; Ross 1-minus 6. **EMU:** Banham 7-99; Sexton 5-15; Drummond 4-46; Holder 1-16; Eriksen 1-13; Vann 1-11; Kemp 1-8; Jackson 1-4.

Bowling Green 24 Central Michigan 13

MOUNT PLEASANT, MICH. (11/10/18) – Bowling Green used a pair of big plays on special teams in overcoming a 13-0 halftime deficit in handing Central Michigan a 24-13 loss.

The Chippewas surrendered 269 yards in the second half after limiting the Falcons to just 51 in the first two quarters. Twelve of Bowling Green's 17 first downs came after halftime.

Bowling Green faked a punt on its first possession of the third quarter, gaining 24 yards on the play and leading to 29-yard touchdown run by Andrew Clair which cut CMU's lead to 13-7.

On the kickoff, Bowling Green hit a short, high pooch kick that the Falcons covered at the CMU 37-yard line. Five plays later, the Falcons were in the end zone again and, less than five minutes into the second half, had a 14-13 lead.

Bowling Green's next drive ended with a field goal, extending the advantage to 17-13. Midway through the fourth quarter, Bowling Green's Kyle Junior recovered a Chippewa fumble at the CMU 1-yard line and rolled into the end zone to extend the Falcon lead to the final margin.

Redshirt freshman Austin Hergott completed 11 of his 21 pass attempts for 94 yards and a touchdown his first career start at quarterback for the Chippewas.

CMU got its points on an 8-yard Jonathan Ward run midway through the first quarter, and a 30-yard Hergott-to-Julian Hicks pass with 34 seconds left in the half.

	1	2	3	4	Final
Bowling Green	0	0	17	7	24
Central Michigan	7	6	0	0	13

Scoring Summary

- 1- CMU – Ward 8 yd run (Tice kick)
- 2- CMU – Hicks 30 yd pass from Hergott (Tice kick failed)
- 3- BGSU – Clair 29 yd run (Needham kick)
- 3- BGSU – Hendrix 2 yd pass from Doege (Needham kick)
- 3- BGSU – Needham 20 yd field goal
- 4- BGSU – Junior 1 yd fumble recovery (Needham kick)

	BGSU	CMU
First Downs	17	11
Net Rushing Attempts-Yards	51-178	29-67
Net Passing	142	94
Passes Att-Comp-Int	24-14-1	21-11-1
Total Offense Plays-Yards	75-320	50-161
Punts (Number-Avg)	4-34.5	6-34.5
Fumbles-Lost	1-0	1-1
Penalties-Yards	5-31	2-13
Possession Time	38:16	21:44
Third-Down Conversions	8 of 19	4 of 12
Sacks By: Number-Yards	1-8	2-11
Attendance	8,041	

RUSHING — CMU: Ross 13-33; Gwilly 6-19; Lewis 4-17; Ward 4-13; Hergott 2-minus 15. **BGSU:** Clair 12-82; Frye 12-45; Loy 9-34; Hendrix 1-24; Denley 5-17; Naranjo 1-5; Miller 3-4, Doege 4-minus 8; TEAM 4-minus 25.

PASSING — CMU: Hergott 12-21-1-94. **BGSU:** Doege 13-23-1-113; Loy 1-1-0-29.

RECEIVING — CMU: Spalding 4-34; Hicks 2-40; Law 1-11; Terry 1-4; Buczkowski 1-2; Gwilly 1-2; Cole 1-1. **BGSU:** Miller 7-73; Wayne-Prather 3-34; Morris 2-18; Hendrix 2-8.

Central Michigan 13 Toledo 51

TOLEDO, OHIO (11/23/18) – Central Michigan surrendered 473 yards in total offense in falling to Toledo, 51-13.

The Chippewa offense was nonexistent in the first half, during which CMU picked up just three first downs to Toledo's 18 as the Rockets outgained the Chippewas, 288-62, in surging to a 24-0 lead.

The Rockets enjoyed outstanding field position throughout the game because of the Chippewas' inability to move the ball. CMU punted 15 times and was penalized 16 times for 132.

Freshman quarterback George Pearson played the entire second half in relief of starter Austin Hergott, a redshirt freshman.

Pearson completed 12 of 24 passes for 94 yards and a touchdown, the first of his career which went to redshirt freshman Jack Combs and covered 12 yards in the fourth quarter, long after the game was decided.

CMU's other score came on Mike Danna's 53-yard fumble return for touchdown, also in the fourth quarter.

	1	2	3	4	Final
Central Michigan	0	0	0	13	13
Toledo	14	10	13	14	51

Scoring Summary

- 1- TOLEDO – Thompkins 1 yd run (Vest kick)
- 1- TOLEDO – Koback 1 yd run (Vest kick)
- 2- TOLEDO – Vest 33 yd field goal
- 1- TOLEDO – Koback 8 yd run (Vest kick)
- 3- TOLEDO – Taafe 21 yd interception return (Vest kick)
- 3- TOLEDO – Johnson 44 yd pass from Peters (Vest kick failed)
- 4- TOLEDO – Seymour 12 yd run (Vest kick)
- 4- CMU – Danna 53 yd fumble recovery (Sheldon rush failed)
- 4- TOLEDO – McCrimmon 45 yd run (Vest kick)
- 4- CMU – Combs 12 yd pass from Pearson (Armstrong kick)

	CMU	TOLEDO
First Downs	16	28
Net Rushing Attempts-Yards	32-48	49-293
Net Passing	133	180
Passes Att-Comp-Int	43-18-1	31-14-1
Total Offense Plays-Yards	75-181	80-473
Punts (Number-Avg)	15-36.3	6-39.3
Fumbles-Lost	0-0	3-3
Penalties-Yards	16-132	7-70
Possession Time	28:31	31:29
Third-Down Conversions	2 of 17	5 of 12
Sacks By: Number-Yards	0-0	6-43
Attendance	15,521	

RUSHING — CMU: Ross 9-43; Gwilly 10-25; Highbaugh 3-6; Spalding 1-4; Lewis 1-2; Hergott 3-minus 11; Pearson 5-minus 21. **TOLEDO:** Koback 22-124; Seymour 10-66; Thompkins 10-51; McCrimmon 1-45; Jones 2-16; Bradley 1-3; Peters 1-0; TEAM 1-minus 5; Wilkinson 1-minus 7.

PASSING — CMU: Pearson 12-24-1-94; Hergott 6-19-0-39. **TOLEDO:** Peters 14-30-1-180; Bradley 0-1-0-0.

RECEIVING — CMU: Spalding 6-48, Combs 3-27; Sullivan 3-5; Poljan 2-15; Hicks 1-22; Raimann 1-8; Scott 1-5; Gwilly 1-3. **TOLEDO:** Phillips 7-52; Johnson 3-87; Thompson 2-26; Johnson 1-12; Thompkins 1-3.

2018 FIRST TEAM ALL-MAC

Offense

Quarterback – Tyree Jackson, Buffalo
 Offensive Linemen – Max Scharping, NIU
 Offensive Linemen – Luke Juriga, WMU
 Offensive Lineman – Joe Lowery, Ohio
 Offensive Linemen – James O'Hagan, Buffalo
 Offensive Linemen – Joe Anderson, Ohio
 Tight End – Tyler Mabry, Buffalo
 Wide Receiver – Anthony Johnson, Buffalo
 Wide Receiver – Diontae Johnson, Toledo
 Wide Receiver – Cody Thompson, Toledo
 Wide Receiver – Papi White, Ohio
 Running Back – LeVante Bellamy, WMU
 Running Back – A.J. Ouellette, Ohio
 Placekicker – Matt Trickett, Kent State

Defense

Outside Linebacker – Brad Koenig, Miami
 Outside Linebacker – Antonio Jones-Davis, NIU
 Inside Linebacker – Khalil Hodge, Buffalo
Inside Linebacker – Malik Fountain, CMU
 Down Lineman – Sutton Smith, NIU
 Down Lineman – Maxx Crosby, Eastern Michigan
Down Lineman – Michael Danna, CMU
 Down Lineman – Chuck Harris, Buffalo
 Defensive Back – Alvin Davis, Akron
Defensive Back – Sean Bunting, CMU
 Defensive Back – Javon Hagan, Ohio
Defensive Back – Xavier Crawford, CMU
 Punter – Michael Farkas, Ohio

Specialists

Kickoff Return Specialist – Maurice Thomas, Miami
 Punt Return Specialist – Diontae Johnson, Toledo

2018 MAC Standings

West Division

	Overall			MAC		
	W	L	Pct.	W	L	Pct.
Northern Illinois	8	6	.571	6	2	.750
Toledo	7	6	.538	5	3	.625
Eastern Michigan	7	6	.538	5	3	.625
Western Michigan	7	6	.538	5	3	.625
Ball State	4	8	.333	3	5	.375
Central Michigan	1	11	.083	0	8	.000

East Division

	Overall			MAC		
	W	L	Pct.	W	L	Pct.
Buffalo	10	4	.714	7	1	.875
Ohio	9	4	.692	6	2	.750
Miami	6	6	.500	6	2	.750
Akron	4	8	.333	2	6	.250
Bowling Green	3	9	.250	2	6	.250
Kent State	2	10	.167	1	7	.125

2018 MAC Specialty Award Winners

Vern Smith Leadership Award Winner:

Sutton Smith, Northern Illinois

Coach of the Year:

Lance Leipold, Buffalo

Offensive Player of the Year:

Tyree Jackson, Buffalo

Defensive Player of the Year:

Sutton Smith, Northern Illinois

Special Teams Player of the Year:

Diontae Johnson, Toledo

Freshman of the Year:

Jaret Patterson, Buffalo

2018 Schedule & Results

DATE	OPPONENT	W/L	SCORE	ATTEND
Sept. 1	at Kentucky	L	20-35	49138
Sept. 8	Kansas	L	7-31	18127
Sept. 15	at Northern Illinois*	L	16-24	12354
Sept. 22	Maine	W	17-5	16474
Sept. 29	at #21 Michigan State	L	20-31	73752
Oct. 6	Buffalo*	L	24-34	14044
Oct. 13	Ball State*	L	23-24	10255
Oct. 20	Western Michigan*	L	10-35	10097
Oct. 27	at Akron*	L	10-17	17582
Nov. 3	at Eastern Michigan*	L	7-17	13468
Nov. 10	Bowling Green*	L	13-24	8041
Nov. 23	at Toledo*	L	13-51	15521

*Denotes conference game

Home games in BOLD

Score By Quarters

	1st	2nd	3rd	4th	OT	Total
Central Michigan	19	60	48	53	0	180
Opponents	49	103	82	94	0	328

Team Statistics

	CMU	OPP
SCORING	180	328
Points Per Game	15.0	27.3
Points Off Turnovers	60	78
FIRST DOWNS	181	245
Rushing	85	123
Passing	76	93
Penalty	20	29
RUSHING YARDAGE	1442	2456
Rushing Attempts	447	554
Average Per Rush	3.2	4.4
Average Per Game	120.2	204.7
TDs Rushing	8	28
PASSING YARDAGE	1614	1808
Comp-Att-Int	176-362-18	174-306-10
Average Per Pass	4.5	5.9
Average Per Catch	9.2	10.4
Average Per Game	134.5	150.7
TDs Passing	10	11
TOTAL OFFENSE	3056	4264
Average Per Play	3.8	5.0
Average Per Game	254.7	355.3
KICK RETURNS: #-Yards	37-702	25-516
PUNT RETURNS: #-Yards	17-61	46-392
INT RETURNS: #-Yards	10-138	18-150
FUMBLES-LOST	14-9	24-12
PENALTIES-Yards	98-851	71-699
PUNTS-AVG	92-39.1	72-40.1
TIME OF POSSESSION/Game	26:44	33:16
3RD-DOWN Conversions	55/189 (29%)	70/178 (39%)
4TH-DOWN Conversions	6/13 (46%)	7/16 (44%)
RED-ZONE SCORES	20/26 (77%)	37/47 (79%)
RED-ZONE TOUCHDOWNS	14/26 (54%)	28/47 (60%)

Rushing

Player	GP	Att	Gain	Loss	Net	Avg	TD	Long	Avg/G
ROSS, Romello	8	89	428	26	402	5.4	5	47	50.2
LAZZARO, Tommy	6	97	462	81	381	3.9	3	31	63.5
GWILLY, Kumehnnu	12	81	296	11	285	3.5	1	21	23.8
WARD, Jonathan	9	76	255	43	212	2.8	1	17	23.6
POLJAN, Tony	12	64	258	135	123	1.9	1	14	10.2
SPALDING, Devon	10	9	40	2	38	4.2	0	11	3.8
LEWIS, Kobe	12	10	39	2	37	3.7	0	7	3.1
HICKS, Julian	10	1	12	0	12	12.0	0	12	1.2
SABBAGH, Jamil	9	1	12	39	2	3.7	0	7	3.1
HIGHBAUGH, Charles I	3	6	0	6	2.0	0	3	6.0	
TERRY, Damon	11	1	3	0	3	3.0	0	3	0.3
COLE, Cameron	12	1	1	0	1	1.0	0	1	0.1
TEAM	4	2	0	3	-3	-1.5	0	0	-0.8
SULLIVAN, JaCorey	12	1	0	6	-6	-6.0	0	0	-0.5
PEARSON, George	1	5	10	31	-21	-4.2	0	10	-21.0
HERGOTT, Austin	3	6	1	35	-34	-5.7	0	1	-11.3
Total	12447	1817	375	1442	3.2	8	47	120.2	
Opponents	12554	2862	406	2456	4.4	28	70	204.7	

Passing

Player	G	Effic	Att-Cmp-Int	Pct	Yds	TD	Long	Avg/G
POLJAN, Tony	12	85.10	76-147-5	51.7	625	2	34	52.1
LAZZARO, Tommy	6	88.10	68-141-10	48.2	711	5	37	118.5
HERGOTT, Austin	3	69.60	19-45-2	42.2	155	1	38	51.7
PEARSON, George	1	88.32	12-24-1	50.0	94	1	22	94.0
CHILDRESS, Brandon	12	0.00	0-1-0	0.0	0	0	0	0.0
WARD, Jonathan	9	336.80	1-2-0	0.0	0	0	0	0.0
SPALDING, Devon	10	0.00	0-1-0	0.0	0	0	0	0.0
Total	12	85.24	176-362-18	48.6	1614	10	38	134.5
Opponents	12	111.82	174-306-10	56.9	1808	11	56	150.7

Receiving

Players	GP	No	Yds	Avg	TD	Long	Avg/G
HICKS, Julian	10	28	313	11.2	4	37	31.3
SPALDING, Devon	10	27	231	8.6	0	38	23.1
COLE, Cameron	12	19	185	9.7	0	34	15.4
SULLIVAN, JaCorey	12	18	153	8.5	2	25	12.8
CHILDRESS, Brandon	12	15	155	10.3	0	35	12.9
RAIMANN, Bernhard	12	10	88	8.8	0	19	7.3
LAW, Drayton	11	8	82	10.2	0	28	7.5
WARD, Jonathan	9	8	41	5.1	0	23	4.6
GWILLY, Kumehnnu	12	8	39	4.9	0	13	3.2
POLJAN, Tony	12	7	125	17.9	2	29	10.4
SABBAGH, Jamil	9	6	69	11.5	1	31	7.7
ROSS, Romello	8	5	17	3.4	0	18	2.1
HESSBROOK, Logan	5	4	32	8.0	0	12	6.4
TERRY, Damon	11	3	28	9.3	0	17	2.5
COMBS, Jack	5	3	27	9.0	1	12	5.4
COSSQU, Keegan	12	3	10	3.3	0	7	0.8
BUCKZOWSKI, Hunter	12	2	9	4.5	0	7	0.8
SCOTT, Tyrone	1	1	5	5.0	0	5	5.0
WILSON, Joel	4	1	5	5.0	0	5	1.2
Total	12	176	1614	9.2	10	38	134.5
Opponents	12	174	1808	10.4	11	56	150.7

Scoring

Player	TD	FGs	PATs				Pass	DXP	Saf	Pts
			Kick	Rush	Rcv					
TICE, Ryan	0	10-12	14-15	0-0	0	0-0	0	0	0	44
HICKS, Julian	4	0-0	0-0	0-0	0	0-0	0	0	0	24
LAZZARO, Tommy	3	0-0	0-0	0-0	0	0-1	0	0	0	18
POLJAN, Tony	3	0-0	0-0	0-0	0	0-0	0	0	0	18
SULLIVAN, JaCorey	2	0-0	0-0	0-0	0	0-0	0	0	0	12
ROSS, Romello	2	0-0	0-0	0-0	0	0-0	0	0	0	12
DANNA, Mike	2	0-0	0-0	0-0	0	0-0	0	0	0	12
ARMSTRONG, Micheal	0	2-3	4-4	0-0	0	0-0	0	0	0	10
REED, Devonni	1	0-0	0-0	0-0	0	0-0	0	0	0	6
SABBAGH, Jamil	1	0-0	0-0	0-0	0	0-0	0	0	0	6
WARD, Jonathan	1	0-0	0-0	0-0	0	0-0	0	0	0	6
GWILLY, Kumehnnu	1	0-0	0-0	0-0	0	0-0	0	0	0	6
COMBS, Jack	1	0-0	0-0	0-0	0	0-0	0	0	0	6
SHELDON, Jack	0	0-0	0-0	0-1	0	0-0	0	0	0	0
Total	21	12-15	18-19	0-1	0	0-1	0	0	0	180
Opponents	42	11-17	41-42	0-0	0	0-0	0	1	328	

Interceptions

Player	No	Yds	Avg	TD	Long
BUNTING, Sean	2	0	0.0	0	0
FOUNTAIN, Malik	2	28	14.0	0	24
APSEY, Trevor	1	11	11.0	0	11
KRESKI, Gage	1	36	36.0	0	36
JAMISON, Da'Quaun	1	24	24.0	0	24
BROWN, Brandon	1	33	33.0	0	33
CRAWFORD, Xavier	1	0	0.0	0	0
BROWN, Troy	1	6	6.0	0	6
Total	10	138	13.8	0	36
Opponents	18	150	8.3	2	55

Punt Returns

Players	No	Yds	Avg	TD	Long
SABBAGH, Jamil	8	27	3.4	0	15
WARD, Jonathan	4	16	4.0	0	8
BRACY, Darius	3	17	5.7	0	10
CRAWFORD, Xavier	1	0	0.0	0	0
KRESKI, Gage	1	1	1.0	0	1
Total	17	61	3.6	0	15
Opponents	46	392	8.5	0	43

Kick Returns

Players	No	Yds	Avg	TD	Long
LEWIS, Kobe	26	571	22.0	0	38
DAVIS, Jerrod	3	41	13.7	0	20
BUCKOWSKI, Hunter	3	30	10.0	0	16
BRACY, Darius	2	45	22.5	0	25
CARSON, Jonathan	1	0	0.0	0	0
DOUGLAS, George	1	-3	-3.0	0	0
LAVALLI, Oakley	1	18	18.0	0	18
Total	37	702	19.0	0	38
Opponents	25	516	20.6	0	38

Field Goals

Player	FGM-FGA	Pct	01-19	20-29	30-39	40-49	50-59	Lg	Blk
TICE, Ryan	10-12	83.3	0-0	3-4	0-0	6-7	1-1	53	0
ARMSTRONG, M.	2-3	66.7	0-0	2-3	0-0	0-0	0-0	26	0

All-Purpose

ALL PURPOSE	G	Rush	Rec	PR	KOR	IR	Tot	Avg/G
LEWIS, Kobe	12	37	0	0	571	0	608	50.7
ROSS, Romello	8	402	17	0	0	0	419	52.4
LAZZARO, Tom	6	402	17	0	0	0	381	63.5
HICKS, Julian	10	12	313	0	0	0	324	27.0
GWILLY, Kumehnnu	12	285	39	0	0	0	324	27.0
SPALDING, Devon	10	38	231	0	0	0	269	26.9
WARD, Jonathan	9	212	41	16	0	0	269	29.9
POLJAN, Tony	12	123	125	0	0	0	248	20.7
COLE, Cameron	12	1	185	0	0	0	186	15.5
CHILDRESS, Brandon	12	0	155	0	0	0	155	12.9
SULLIVAN, JaCorey	12	-6	153	0	0	0	147	12.2
SABBAGH, Jamil	9	6	69	27	0	0	102	11.3
RAIMANN, Bernhard	12	0	88	0	0	0	88	7.3
LAW, Drayton	11	0	82	0	0	0	82	7.5
BRACY, Darius	11	0	0	17	45	0	62	5.6
DAVIS, Jerrod	1	0	0	0	41	0	41	41.0
BUCKOWSKI, Hunter	12	0	9	0	30	0	39	3.2
KRESKI, Gage	10	0	0	1	0	36	039	3.2
BROWN, Brandon	12	0	0	0	0	33	33	2.8
HESSBROOK, Logan	5	0	32	0	0	0	32	6.4
TERRY, Damon	11	3	28	0	0	0	31	2.8
FOUNTAIN, Malik	12	0	0	0	0	28	28	2.3
COMBS, Jack	5	0	27	0	0	0	27	5.4
JAMISON, Da'Quaun	12	0	0	0	0	24	24	2.0
LAVALLI, Oakley	12	0	0	0	18	0	18	1.5
APSEY, Trevor	12	0	0	0	0	11	11	0.9
COSSOU, Keegan	12	0	10	0	0	0	10	0.8
HIGHBAUGH, Charles	1	6	0	0	0	0	6	6.0
BROWN, Troy	10	0	0	0	0	6	6	0.6
WILSON, Joel	4	0	5	0	0	0	5	1.2
SCOTT, Tyrone	1	0	5	0	0	0	5	5.0
DOUGLAS, George	12	0	0	0	-3	0	-3	-0.2
PEARSON, George	1	-21	0	0	0	0	-21	-21.0
HERGOTT, Austin	3	-34	0	0	0	0	-34	-11.3
Total	12	1442	1614	61	702	138	3957	329.8
Opponents	12	2456	1808	392	516	150	5322	443.5

Total Offense

TOTAL OFFENSE	G	Plays	Rush	Pass	Total	Avg/G
LAZZARO, Tommy	6	238	381	711	1092	182.0
POLJAN, Tony	12	211	123	625	748	62.3
ROSS, Romello	8	89	402	0	402	50.2
GWILLY, Kumehnnu	12	81	285	0	285	23.8
WARD, Jonathan	9	78	212	29	241	26.8
HERGOTT, Austin	3	51	-34	155	121	40.3
PEARSON, George	1	29	-21	94	73	73.0
SPALDING, Devon	10	10	38	0	38	3.8
LEWIS, Kobe	12	10	37	0	37	3.1
HICKS, Julian	10	1	12	0	12	1.2
HIGHBAUGH, Charles	1	3	6	0	6	6.0
SABBAGH, Jamil	9	1	6	0	6	0.7
TERRY, Damon	11	1	3	0	3	0.3
COLE, Cameron	12	1	1	0	1	0.1
TEAM	4	2	-3	0	-3	-0.8
SULLIVAN, JaCorey	12	1	-6	0	-6	-0.5
Total	12	809	1442	1614	3056	254.7
Opponents	12	860	2456	1808	4264	355.3

Punting

Player	No	Yds	Avg	Long	TB	FC	I20	Blkd
SHELDON, Jack	89	3598	40.4	64	3	15	16	1
TEAM	3	0	0.0	0	0	0	0	2
Total	92	3598	39.1	69	3	15	16	3
Opponents	72	2884	40.1	79	7	12	26	0

Defensive Statistics

DEFENSIVE LEADERS	-----Tackles-----			TFL-Yds	Sacks-	---Pass Def---		Fumbles-		Blkd Kick	Saf
	Solo	Ast	Total		No-Yards	Int-Yds	BrUp	QBH	Rcv-Yds	FF	
8 FOUNTAIN, Malik	88	67	155	8.0-30	2.5-18	2-28	2	2	1-0	1	.
5 REED, Devonni	62	35	97	.	.	.	3	.	1-20	.	.
7 DANNA, Mike	37	29	66	15.0-90	9.5-74	.	1	7	3-128	3	.
17 BRIONES, Alex	42	21	63	7.0-18	.	.	.	3	1-0	1	.
11 APSEY, Trevor	21	19	50	6.0-25	2.0-15	1-11	3	.	1-0	.	.
6 JAMISON, Da-Quaun	29	12	41	3.0-8	.	1-24	3	.	1-0	2	.
44 STANITZEK, Mitch	21	17	38	6.5-16	3.0-10	1	.
3 BUNTING, Sean	26	11	37	3.0-8	.	2-0	5	.	.	2	1
4 BRISSON-FAST, Nathan	21	10	31	6.0-28	2.5-15	.	1	2	.	2	.
39 OLIVER, Michael	20	11	31	2.0-5
2 ADESANYA, Sean	16	13	29	7.0-41	4.0-31	.	1	2	1-0	1	.
17 STUART, Robi	10	14	24	3.0-7	1.5-13	.	.	1	.	.	.
22 CRAWFORD, Xavier	18	6	24	3.0-7	.	1-0	12	.	2-0	.	.
55 DILL, D'Andre	11	9	20	0.5-2	1
29 BROWN, Troy	10	6	16	.	.	1-6	1	1	.	1	.
36 SWAIN, Tyjuan	8	7	15
98 JOHNSON, LaQuan	8	7	15	4.5-14	2.0-8
1 MCCOY, Alonzo	12	2	14	2	.
20 KRESKI, Gage	9	4	13	1.0-1	.	1-36	1
27 BROWN, Brandon	10	2	12	.	.	1-33
9 GRIFFIN, Marcus	5	7	12	1.0-1
7 STURKEY, Rolliann	6	2	8
49 IDONI, Luke	3	4	7	1	.
30 DOUGLAS, George	3	4	7
5 CARSON, Jonathan	5	1	6	1	.	.	.
45 HAIRSTON, Troy	4	1	5	1	.
86 RAIMANN, Bernhard	3	1	4
26 MERCER, Christian	1	3	4
34 SIDDIQ, Amir	2	2	4	0.5-3	0.5-3
15 SULLIVAN, JaCorey	3	.	3
3 CLEOPHAT, Carlton	2	1	3
13 KEON, Kaden	2	1	3
82 COLE, Cameron	2	.	2
7 BERGHORST, Johnathan	2	.	2
9 TERRY, Damon	1	1	2
3 ROSS, Romello	2	.	2
8 BRACY, Darius	1	.	1
43 WARD, Andrew	1	.	1
7 LAZZARO, Tommy	1	.	1
9 ELDRIDGE, Joshuwa	.	1	1
4 BUCZKOWSKI, Hunter	.	1	1
78 WALDERZAK, Clayton	1	.	1
41 CONKLIN, Trevor	1	.	1
81 COSSOU, Keegan	1	.	1
4 SABBAGH, Jamil	1	.	1
TM TEAM	1	.	1
25 SPALDING, Devon	.	1	1
99 SHELTON, JACK	1-0	.	.
Total	543	333	876	77-313	28-189	10-138	33	19	12-148	18	2
Opponents	470	317	787	92-378	36-237	18-150	40	25	9-40	9	3

2018 CMU Game-By-Game Stats — Offense

		Rushing				Receiving				Passing				Kick Returns				Punt Returns				Total		
Date	Opponent	no.	yds	td	lg	no.	yds	td	lg	cmp	att	int	yds	td	lg	no.	yds	td	lg	no.	yds	td	lg	off
9/1	at Kentucky	39	118	1	17	17	137	0	34	17-27-0	137	0	34	5	94	0	30	2	1	0	1		255	
9/8	KANSAS	28	103	0	15	18	177	1	31	18-32-4	177	1	31	4	90	0	29	3	0	0	0		280	
9/15	at Northern Illinois	46	164	1	15	18	158	1	23	18-33-1	158	1	23	3	68	0	28	0	0	0	0		322	
9/22	MAINE	41	95	1	12	7	82	1	37	7-16-1	82	1	37	2	37	0	20	1	15	0	15		177	
9/29	at Michigan State	22	63	0	16	20	182	2	35	20-35-2	182	2	35	4	43	0	17	1	3	0	3		245	
10/6	BUFFALO	35	168	1	30	14	172	2	28	14-33-4	172	2	28	3	73	0	33	1	7	0	7		340	
10/13	BALL STATE	50	261	1	47	11	127	1	36	11-23-0	127	1	36	3	58	0	25	0	0	0	0		388	
10/20	WESTERN MICHIGAN	44	147	1	22	11	122	0	32	11-28-2	122	0	32	4	39	0	38	2	8	0	8		269	
10/27	at Akron	49	131	1	21	19	169	0	22	19-39-0	169	0	22	1	24	0	24	2	8	0	5		300	
11/3	at Eastern Michigan	32	77	0	10	12	61	0	14	12-32-2	61	0	14	1	17	0	17	2	4	0	3		138	
11/10	BOWLING GREEN	29	67	1	8	11	94	1	30	11-21-1	94	1	30	4	92	0	26	1	1	0	1		161	
11/23	at Toledo	32	48	0	14	18	133	1	38	18-43-1	133	1	38	3	64	0	25	2	14	0	10		181	
	Totals	447	1442	8	47	176	1614	10	38	176-362-18	1614	10	38	37	702	0	38	17	61	0	15		3056	
	Opponent	554	2456	28	70	174	1808	11	56	174-306-10	1808	11	56	25	516	0	38	46	392	0	43		4264	

Avg/rush: 3.2 | Avg/catch: 9.2 | Pass effci: 85.24 | KR avg: 19.0 | PR avg: 3.6 | All purpose avg/game: 329.8 | Total offense avg/gm: 254.7

2018 CMU Game-By-Game Stats — Defense

		Tackles				Sacks	Fumble		Pass Defense			Blkd	PAT				Attempts	
Date	Opponent	ua	a	total	tfl-yds	no-yds	ff	fr-yds	int-yds	qbh	brup	kick	kick	rush	rcv	saf	pts	
9/1	at Kentucky	47	18	65	2.0-5	0.0-0	2	2-20	2-36	3	4	0	2-2	0	0	0	20	
9/8	KANSAS	49	24	73	5.0-24	1.0-11	0	0-0	0-0	2	1	0	1-1	0	0	0	7	
9/15	at Northern Illinois	32	44	76	4.0-24	1.0-13	0	0-0	1-6	2	0	0	1-1	0	0	0	16	
9/22	MAINE	54	14	68	15.0-79	6.0-54	2	0-0	2-48	2	5	1	2-2	0	0	0	17	
9/29	at Michigan State	41	44	85	8.0-36	2.0-13	0	0-0	1-0	1	1	0	2-2	0	0	0	20	
10/6	BUFFALO	46	23	69	4.0-13	1.0-2	2	0-0	1-0	1	0	0	3-3	0	0	0	24	
10/13	BALL STATE	54	15	69	6.0-34	5.0-32	1	1-7	0-0	2	2	0	2-2	0	0	0	23	
10/20	WESTERN MICHIGAN	45	15	60	4.0-8	0.0-0	0	0-0	0-0	1	2	0	1-1	0	0	0	10	
10/27	at Akron	41	22	63	7.0-36	2.0-24	5	4-0	0-0	1	9	0	1-1	0	0	0	10	
11/3	at Eastern Michigan	42	48	90	13.0-36	8.0-29	3	2-68	1-4	0	2	0	1-1	0	0	0	7	
11/10	BOWLING GREEN	53	20	73	6.0-24	2.0-11	1	0-0	1-33	1	3	1	1-2	0	0	0	13	
11/23	at Toledo	39	46	85	3.0-4	0.0-0	2	3-53	1-11	3	4	0	1-1	0	0	0	13	
Totals		543	333	876	77.0-313	28.0-189	18	12-148	10-138	19	33	2	18-19	0	0	0	180	
Opponent		470	317	787	92.0-378	36.0-237	9	9-40	18-150	25	40	3	41-42	0	0	1	328	

2018 CMU Game-By-Game Stats — Special Teams

Date	Opponent	Punting								Field Goals				Kickoffs			
		no.	yds	avg	long	blkd	tb	fc	50+	i20	md-att	long	blkd	no.	yds	avg	tb
9/1	Kentucky	9	420	46.7	64	0	1	0	3	3	2-2	26	0	5	298	59.6	0
9/8	KANSAS	8	316	39.5	49	0	0	0	0	0	0-0	0	0	2	90	45.0	0
9/15	at Northern Illinois	6	171	28.5	41	1	0	2	0	0	1-2	27	0	4	255	63.8	3
9/22	MAINE	9	338	37.6	49	1	1	5	0	3	1-1	41	0	4	261	65.2	2
9/29	at Michigan State	5	202	40.4	49	0	0	0	0	0	2-2	40	0	4	179	44.8	0
10/6	BUFFALO	3	143	47.7	56	0	0	0	1	1	3-3	53	0	6	346	57.7	3
10/13	BALL STATE	3	122	40.7	57	0	0	0	1	1	3-3	53	0	6	346	57.7	3
10/20	WESTERN MICHIGAN	8	306	38.2	60	0	0	0	1	2	1-1	40	0	3	200	66.7	3
10/27	at Akron	10	434	43.4	56	0	0	1	0	2	0-0	0	0	2	117	58.5	1
11/3	at Eastern Michigan	10	434	43.4	56	0	1	0	1	2	0-0	0	0	3	191	63.7	1
11/10	BOWLING GREEN	6	207	34.5	59	1	0	1	1	1	0-0	0	0	3	191	63.7	1
11/23	at Toledo	15	545	36.3	50	0	0	6	1	1	0-0	0	0	1	65	65.0	1
	Totals	92	3598	39.1	64	3	3	15	9	16	12-15	53	0	41	2385	58.0	14
	Opponent	72	2884	40.1	79	0	7	12	15	26	11-17	43	2	64	3776	59.0	21



CHIPPEWA HISTORY

CAREER RECORDS

Yards Rushing

1. Curtis Adams (1981-84).....	4,162
2. Walt Hodges (1973-76).....	3,886
3. Jesse Lakes (1969-71).....	3,702
4. Brian Pruitt (1992-94).....	3,693
5. Eric Flowers (1996-99).....	3,122
6. Walt Beach (1956-59).....	2,968
7. Dan LeFevour (2006-09).....	2,948
8. Willie Todd (1978-81).....	2,928
9. Ontario Sneed (2005-08).....	2,863
10. Mose Rison (1974-77).....	2,838

Rushing Attempts

1. Curtis Adams (1981-84).....	761
2. Walt Hodges (1973-76).....	753
3. Eric Flowers (1996-99).....	737
4. Jesse Lakes (1969-71).....	714
5. Billy Smith (1988-91).....	672
6. Brian Pruitt (1992-94).....	671
Dan LeFevour (2006-09).....	671

Rushing Touchdowns

1. Dan LeFevour (2006-09).....	47
2. Curtis Adams (1981-84).....	43
3. Eric Flowers (1996-99).....	35
4. Willie Todd (1978-81).....	34
Zurlon Tipton (2010-13).....	34
6. Jessie Lakes (1969-71).....	33
7. Brian Pruitt (1992-94).....	31
8. Walt Hodges (1973-76).....	27
9. Ontario Sneed (2005-08).....	26
10. Silas Massey (1995-98).....	25
Craig Tefft (1967-68).....	25

Yards Passing

1. Dan LeFevour (2006-09).....	12,905
2. Cooper Rush (2013-16).....	12,891
3. Ryan Radcliff (2009-12).....	9,917
4. Jeff Bender (1988-91).....	6,528
5. Pete Shepherd (1997-2000).....	5,754
6. Derrick Vickers (2000-03).....	5,358
7. Kent Smith (2002-05).....	5,179
8. Joe Youngblood (1990-93).....	4,718
9. Chad Darnell (1994-96).....	4,705
10. Bob DeMarco (1981-84).....	3,699

Passing Attempts

1. Dan LeFevour (2006-09).....	1,763
2. Cooper Rush (2013-16).....	1,648
3. Ryan Radcliff (2009-12).....	1,349
4. Jeff Bender (1988-91).....	960
5. Derrick Vickers (2000-03).....	907
6. Pete Shepherd (1997-2000).....	879
7. Kent Smith (2002-05).....	785
8. Chad Darnell (1994-96).....	606
9. Joe Youngblood (1990-93).....	572
10. Pat Boyd (1962-65).....	528

Passes Completed

1. Dan LeFevour (2006-09).....	1,171
2. Cooper Rush (2013-16).....	1,022
3. Ryan Radcliff (2009-12).....	810
4. Jeff Bender (1988-91).....	502
5. Derrick Vickers (2000-03).....	494
6. Pete Shepherd (1997-2000).....	455
7. Kent Smith (2002-05).....	453
8. Joe Youngblood (1990-93).....	331
9. Chad Darnell (1994-96).....	319
10. Bob DeMarco (1981-84).....	264

Touchdown Passes Thrown

1. Dan LeFevour (2006-09).....	102
2. Cooper Rush (2013-16).....	90
3. Ryan Radcliff (2009-12).....	63
4. Jeff Bender (1988-91).....	38
5. Joe Youngblood (1990-93).....	35
6. Derrick Vickers (2000-03).....	34
7. Chad Darnell (1994-96).....	33
Kent Smith (2002-05).....	33
9. Andy MacDonald (1950-51).....	27
Shane Morris (2017).....	27

Passes Had Intercepted

1. Cooper Rush (2013-16).....	55
2. Ryan Radcliff (2009-12).....	44
3. Pat Boyd (1962-65).....	43
4. Jeff Bender (1988-91).....	40
5. Dan LeFevour (2006-09).....	36
6. Joe Youngblood (1990-93).....	29
7. Pete Shepherd (1997-00).....	28
8. Bob Miles (1966-69).....	27
Bob DeMarco (1981-84).....	27
10. Ron Fillmore (1983-85).....	23
Chad Darnell (1994-96).....	23
Derrick Vickers (2000-03).....	23

Total Offense

1. Dan LeFevour (2006-09).....	15,853
2. Cooper Rush (2013-16).....	12,773
3. Ryan Radcliff (2009-12).....	9,747
4. Jeff Bender (1988-91).....	6,518
5. Kent Smith (2002-05).....	6,079
6. Pete Shepherd (1997-2000).....	5,747
Derrick Vickers (2000-03).....	5,747
8. Chad Darnell (1994-96).....	4,925
9. Joe Youngblood (1990-93).....	4,585
10. Curtis Adams (1981-84).....	4,168

Passes Caught

1. Antonio Brown (2007-09).....	305
2. Bryan Anderson (2006-09).....	290
3. Cody Wilson (2009-12).....	230
4. Titus Davis (2011-14).....	204
5. Reggie Allen (1995-98).....	192
6. Bryan Schorman (1995-98).....	187
7. Justin Harper (2002-05).....	167
8. Corey Willis (2014-2017).....	160
9. Ontario Sneed (2005-08).....	157
10. Damien Linson (2003-06).....	155

Pass Receiving Yardage

1. Titus Davis (2011-14).....	3,700
2. Bryan Anderson (2006-09).....	3,648
3. Reggie Allen (1995-98).....	3,242
4. Antonio Brown (2007-09).....	3,199
5. Bryan Schorman (1995-98).....	2,968
6. Cody Wilson (2009-12).....	2,729
7. Corey Willis (2014-17).....	2,390
8. Damien Linson (2003-06).....	2,279
9. Ken Ealy (1988-91).....	2,064
10. Mark Chapman (2014-17).....	2,035

Touchdown Passes Caught

1. Titus Davis (2011-14).....	37
2. Bryan Anderson (2006-09).....	28
3. Corey Willis (2014-17).....	23
4. Antonio Brown (2007-09).....	22
5. John DeBoer (1982-85).....	19
Reggie Allen (1995-98).....	19
7. Damien Linson (2003-06).....	17
8. Ken Ealy (1988-91).....	16
9. Greg Hoefler (1965-67).....	15
Kito Poblach (2007-10).....	15

Touchdowns Scored

1. Jim Podoley (1953-56).....	51
2. Dan LeFevour (2006-09).....	48
3. Curtis Adams (1981-84).....	44
4. Ontario Sneed (2005-08).....	39
5. Titus Davis (2011-14).....	37
6. Jesse Lakes (1969-71).....	35
Willie Todd (1978-81).....	35
Eric Flowers (1996-99).....	35
9. Walt Hodges (1973-76).....	34
Brian Pruitt (1992-94).....	34

Field Goals

1. Kevin Nicholl (1986-89).....	56
2. Rade Savich (1975-78).....	49
3. Chuck Selinger (1990-93).....	43
4. Andrew Aguila (2007-09).....	42
5. Paul Savich (1998-2001).....	39

PATs Scored

1. Andrew Aguila (2007-09).....	159
2. Rade Savich (1975-78).....	127
3. Brian Eavey (2012-16).....	120
4. Kevin Nicholl (1986-89).....	105
5. Novo Bojovic (1979-82).....	101

Points Scored

1. Jim Podoley (1953-56).....	307
2. Dan LeFevour (2006-09).....	288
3. Andrew Aguila (2007-09).....	285
4. Rade Savich (1975-78).....	274
5. Kevin Nicholl (1986-89).....	273
6. Walt Beach (1956-59).....	268
7. Curtis Adams (1981-84).....	264
8. Ontario Sneed (2005-08).....	234
9. Mike Francowiak (1972-74).....	231
10. Chuck Selinger (1990-93).....	227

Interceptions

1. Jim Bowman (1981-84).....	16
2. Jamie Gent (1962-65).....	15
3. David Johnson (1987-90).....	14
Steve Bograkov (1972-74).....	14
5. Joe Kellogg (1984-87).....	13
6. Robert Jackson (1977-80).....	12
7. Howard Young (1984-87).....	11
Quincy Wright (1993-96).....	11
Tedaro France (1998-2001).....	11
Josh Cox (2014-17).....	11

Tackles

1. Brian Leigeb (1997-2000).....	490
2. Red Keith (2004-07).....	474
3. Nick Bellore (2007-10).....	472
4. Ray Bentley (1979-82).....	443
5. James King (2001-04).....	408
6. Rich Curtiss (1987-90).....	402
7. Malik Fountain (2015-18).....	401
8. Justin Cherocci (2011-14).....	399
9. Bryan Gross (1976-78).....	396
10. Mike Bevier (1980-84).....	352
Shawn Williams (1995-98).....	352

Tackles for Loss

1. Dan Bazuin (2003-06).....	60.5
2. Joe Ostman (2014-17).....	45.5
3. Jon McCall (1996-98).....	40.0
Pat Brackett (1980-84).....	40.0
Mark Bennett (1972-74).....	40.0
6. Frank Zombo (2006-09).....	39.0
7. John Neuman (1973-76).....	37.0
8. Rick Newsome (1972-74).....	36.0
9. Jovan Clarke (2001-02).....	35.0
10. Joe Adam (1997-99).....	34.0
Calvin Massenberg (1995-98).....	34.0

Sacks

1. Dan Bazuin (2003-06).....	35.5
2. Joe Ostman (2014-17).....	26.0
3. Frank Zombo (2006-09).....	25.5
4. Jon McCall (1996-98).....	22.0
5. Mike Nettie (1989-92).....	21.0
6. Pat Brackett (1981-84).....	18.0
7. Bubba Hester (1994-96).....	17.0
8. Mike Kyler (1990-93).....	15.0
Mark Dennis (1987-89).....	15.0
Phil Zielinski (1984-87).....	15.0
Mike Danna (2016-18).....	15.0

SEASON RECORDS

Yards Rushing

1. Brian Pruitt, 1994.....	1,890
2. Silas Massey, 1996.....	1,544
3. Chuck Markey, 1972.....	1,513
4. Zurlon Tipton, 2012.....	1,492
5. Walt Hodges, 1974.....	1,463
6. Billy Smith, 1991.....	1,440
7. Curtis Adams, 1983.....	1,431
8. Robbie Mixon, 2002.....	1,363
9. Eric Flowers, 1998.....	1,302
10. Jesse Lakes, 1970.....	1,296

Rushing Touchdowns

1. Brian Pruitt, 1994.....	20
2. Dan LeFevour, 2007.....	19
Zurlon Tipton, 2012.....	19
4. Silas Massey, 1996.....	16
Eric Flowers, 1998.....	16
6. Curtis Adams, 1983.....	15
7. Jesse Lakes, 1970.....	14
Jim Sandy, 1972.....	14
Rodney Stevenson, 1986.....	14
10. Willie Todd, 1978.....	13
Curtis Adams, 1984.....	13
Craig Tefft, 1968.....	13

Rushing Attempts

1. Billy Smith, 1991.....	374
2. Silas Massey, 1996.....	312
3. Brian Pruitt, 1994.....	292
Eric Flowers, 1998.....	292
5. Chuck Markey, 1972.....	290
6. Donnie Riley, 1989.....	269
7. Craig Tefft, 1968.....	267
Curtis Adams, 1983.....	267
9. Jerry Seymour, 2004.....	262
10. Robbie Mixon, 2002.....	255

Yards Passing

1. Cooper Rush, 2015.....	3,848
2. Dan LeFevour, 2007.....	3,652
3. Cooper Rush, 2016.....	3,533
4. Dan LeFevour, 2009.....	3,438
5. Ryan Radcliff, 2010.....	3,358
6. Ryan Radcliff, 2011.....	3,286
7. Shane Morris, 2017.....	3,237
8. Ryan Radcliff, 2012.....	3,158
9. Cooper Rush, 2014.....	3,157
10. Dan LeFevour, 2006.....	3,031

Passing Attempts

1. Dan LeFevour, 2007.....	543
2. Cooper Rush, 2015.....	489
3. Ryan Radcliff, 2010.....	466
4. Cooper Rush, 2016.....	464
5. Dan LeFevour, 2009.....	456
6. Ryan Radcliff, 2011.....	453
7. Shane Morris, 2017.....	446
9. Kent Smith, 2005.....	420
9. Ryan Radcliff, 2012.....	407
10. Dan LeFevour, 2006.....	388.10.

Passes Completed

1. Dan LeFevour, 2007.....	355
2. Cooper Rush, 2015.....	324
3. Dan LeFevour, 2009.....	318
4. Ryan Radcliff, 2010.....	282
5. Cooper Rush, 2016.....	277
6. Ryan Radcliff, 2011.....	257
7. Kent Smith, 2005.....	255
8. Dan LeFevour, 2008.....	251
9. Dan LeFevour, 2006.....	247
10. Shane Morris, 2017.....	249

Touchdown Passes Thrown

1. Dan LeFevour, 2009.....	28
2. Dan LeFevour, 2007.....	27
Cooper Rush, 2014.....	27
Shane Morris, 2017.....	27
5. Dan LeFevour, 2006.....	26
6. Ryan Radcliff, 2011.....	25
Cooper Rush, 2015.....	25
8. Ryan Radcliff, 2012.....	23
Cooper Rush, 2016.....	23
10. Chad Darnell, 1996.....	22

Passes Had Intercepted

1. Pat Boyd, 1965.....	17
Bob Miles, 1966.....	17
Ryan Radcliff, 2010.....	17
Shane Morris, 2017.....	17
5. Ryan Radcliff, 2011.....	16
Cooper Rush, 2016.....	16
7. Joe Youngblood, 1993.....	15
Cooper Rush, 2013.....	15
9. Ron Fillmore, 1985.....	14
10. Dick Moffitt, 1962.....	13
Bob DeMarco, 1982.....	13
Joe Youngblood, 1992.....	13
Dan LeFevour, 2007.....	13
Cooper Rush, 2014.....	13

Total Offense

1. Dan LeFevour, 2007.....	4,774
2. Dan LeFevour, 2009.....	4,151
3. Cooper Rush, 2015.....	3,896
4. Dan LeFevour, 2006.....	3,552
5. Cooper Rush, 2016.....	3,513
6. Dan LeFevour, 2008.....	3,376
7. Shane Morris, 2017.....	3,330
8. Ryan Radcliff, 2010.....	3,259
9. Kent Smith, 2005.....	3,242
10. Ryan Radcliff, 2011.....	3,217

SEASON RECORDS (cont.)

Passes Caught

1. Antonio Brown, 2009	110
2. Antonio Brown, 2007	102
3. Antonio Brown, 2008	93
4. Bryan Anderson, 2007	90
5. Cody Wilson, 2010	83
6. Cody Wilson, 2012	74
7. Bryan Anderson, 2006	73
8. Corey Willis, 2016	71
9. Reggie Allen, 1996	66
10. Justin Harper, 2005	64
Bryan Anderson, 2009	64

Pass Receiving Yardage

1. Reggie Allen, 1996	1,229
2. Antonio Brown, 2009	1,198
3. Cody Wilson, 2010	1,137
4. Bryan Anderson, 2007	1,132
5. Titus Davis, 2013	1,109
6. Corey Willis, 2016	1,087
7. Jammarl O'Neal, 1999	1,085
8. Antonio Brown, 2007	1,003
9. Antonio Brown, 2008	998
10. Titus Davis, 2014	980

Touchdown Receptions

1. Titus Davis, 2014	13
2. Bryan Anderson, 2007	10
3. John DeBoer, 1984	9
Ken Ealy, 1990	9
Reggie Allen, 1996	9
Antonio Brown, 2009	9
Corey Willis, 2016	9
Corey Willis, 2017	9
9. Greg Hoefer, 1966	8
Titus Davis, 2011	8
Titus Davis, 2012	8
Titus Davis, 2013	8

Touchdowns Scored

1. Brian Pruitt, 1994	22
2. Dan LeFevour, 2007	20
Zurlon Tipton, 2012	20
4. Jim Podoley, 1954	18
Bernie Raterink, 1955	18
6. Curtis Adams, 1983	16
Silas Massey, 1996	16
Eric Flowers, 1998	16
9. Dan LeFevour, 2009	15
Antonio Brown, 2009	15

Interceptions

1. Jim Bowman, 1983	8
2. John Blackstock, 1962	6
Jamie Gent, 1963	6
Paul Fleszar, 1975	6
Howard Young, 1987	6
David Johnson, 1988	6
Josh Cox, 2017	6

Tackles

1. Ray Bentley, 1982	173
2. Malik Fountain, 2018	155
3. Jim Schulte, 1973	151
4. Mike Bevier, 1984	148
Red Keith, 2007	148
Nick Bellore, 2008	148
7. Brian Leigeb, 2000	147
8. Ray Bentley, 1981	146
9. Bill Schmidt, 1974	144
10. James King, 2003	143

Tackles for Loss/Yards

1. Dan Bazuin, 2005	26.5/181
2. Kevin Egnatuk, 1983	23/112
3. Joe Ostman, 2017	20.5/80
4. Joe Adam, 1999	20/101
Jovan Clarke, 2002	20/62
Mark Bennett, 1974	20/85

QB Sacks

1. Dan Bazuin, 2005	16
2. Joe Ostman, 2017	14
3. Dan Bazuin, 2006	10.5
4. Mike Danna, 2018	9.5
5. Kevin Egnatuk, 1983	9
Mike Nettie, 1991	9
Jon McCall, 1998	9
Joe Adam, 1999	9
Frank Zombo, 2008	9
Joe Ostman, 2016	9

Fumble Recoveries

1. Steve Bograkov, 1973	5
Denny Starnes, 1977	5

PATs Kicked

1. Andrew Aguila, 2007	60
2. Andrew Aguila, 2009	55
3. Rick Albreski, 2006	48
4. Casey Wilson, 1996	45
Michael Armstrong, 2017	45
5. Andrew Aguila, 2008	44
6. David Harman, 2012	43
7. Brian Eavey, 2016	42
8. Brad Blasy, 1994	40
Brian Eavey, 2014	40
10. Mike Franckowiak, 1974	38
Rade Savich, 1978	38
Brian Eavey, 2015	38

Field Goals Kicked

1. Kevin Nicholl, 1989	20
2. Andrew Aguila, 2009	17
3. Kevin Nicholl, 1987	16
Andrew Aguila, 2008	16
Brian Eavey, 2015	16
6. Rade Savich, 1978	15
Chuck Selinger, 1991	15
David Harman, 2012	15
9. Rade Savich, 1976	14
Brad Blasy, 1995	14
Mike Gruzewski, 2002	14

Points Scored

1. Brian Pruitt, 1994	132
2. Dan LeFevour, 2007	120
Zurlon Tipton, 2012	120
4. Mike Franckowiak, 1974	118
5. Jim Podoley, 1954	109
6. Bernie Raterink, 1955	108
7. Andrew Aguila, 2009	106
8. Silas Massey, 1996	98

Punting Average

1. Art Texiera, 1948	44.5
2. Richie Hogan, 2013	43.9
3. Jack Sheldon, 2017	43.4
4. Brian Brandt, 2003	43.1
5. Tony Mikulec, 2006	42.0
6. Larry Moore, 1963	41.0
Cooper Mojsiejenko	41.0
8. Richie Hogan, 2012	40.8
9. Jack Sheldon, 2018	40.4
10. Jack Sheldon, 2016	40.2

Number of Punts

1. Jack Sheldon, 2018	89
2. Brian Brandt, 2000	87
3. Jake Kemp, 1998	80
4. Jack Sheldon, 2017	75
5. Brian Brandt, 2001	72
Tony Mikulec, 2005	72
7. Three players	71

Punt Return Average

1. Jim Podoley, 1956	29.0
2. Antonio Brown, 2008	20.5
3. Damien Linson, 2004	18.3
4. Bruce Wyman, 1964	13.7
5. Antonio Brown, 2009	13.5

Punts Returned

1. Ted Hollern, 1982	41
2. Ted Hollern, 1983	32
Larry Adams, 1968	32

Kickoff Return Average

1. Bob Zilinski, 1968	34.4
2. Chuck Markey, 1972	30.0
Mose Rison, 1977	30.0
4. Asante White, 2004	28.0
5. Silas Massey, 1995	27.1

Kickoffs Returned

1. Antonio Brown, 2007	40
2. Antonio Brown, 2008	38
3. Antonio Brown, 2009	35
4. Justin Harper, 2003	33
5. Dan Myrick, 1997	31

Blocked Kicks

1. James King, 2001	8
2. Dan Bazuin, 2004	4

SINGLE-GAME RECORDS

Yards Rushing

1. Robbie Mixon vs. Eastern Michigan, 2002	377
2. Brian Pruitt vs. Toledo, 1994	356
3. Jesse Lakes vs. UW-Milwaukee, 1969	343
4. Silas Massey vs. Kent State, 1996	292
5. Brian Pruitt vs. UNLV, 1994	274
6. Thomas Rawls at Northern Illinois, 2014.....	270
7. Jim Podoley vs. Northern Iowa, 1954	258
8. Eric Flowers vs. Ball State, 1998	253
9. Zurlon Tipton vs. Akron, 2012	243
Donnie Riley vs. Akron, 1988	243

Rushing Attempts

1. Eric Flowers vs. Eastern Michigan, 1998	49
2. Curtis Adams vs. Kent State, 1982	45
3. Silas Massey vs. Eastern Michigan, 1996	45
4. Robbie Mixon, Eastern Michigan, 2002	43
5. Jim Sandy, Eastern Michigan, 1973.....	42
Eric Flowers vs. Buffalo, 1999	42
Robbie Mixon vs. Akron, 2000	42
8. Jesse Lakes vs. Illinois State, 1969.....	41
Jesse Lakes vs. Northern Michigan, 1969.....	41
Silas Massey vs. Kent State, 1996	41

Yards Gained Passing

1. Cooper Rush vs. Western Kentucky, 2014	493
2. Brian Brunner vs. Indiana, 2008	485
3. Shane Morris vs. Kansas, 2017	467
4. Kent Smith vs. Western Michigan, 2005	460
5. Ryan Radcliff vs. Ball State, 2011	436
6. Chad Darnell vs. Bowling Green, 1996	435
7. Cooper Rush vs. Syracuse, 2015	430
8. Tim Crowley vs. Eastern Michigan, 1997	412
9. Cooper Rush vs. Virginia, 2016.....	402
10. Dan LeFevour vs. Troy, 2009	395

Total Offense

1. Cooper Rush vs. Western Kentucky, 2014	519
2. Dan LeFevour vs. Akron, 2007	514
3. Dan LeFevour vs. Ball State, 2007	506
4. Shane Morris vs. Kansas, 2017	499
5. Kent Smith vs. Western Michigan, 2005	480
6. Kent Smith vs. Miami, 2005	478
7. Brian Brunner vs. Indiana, 2008	460
8. Kent Smith vs. Toledo, 2004	446
9. Dan LeFevour vs. Kent State, 2007	434
10. Chad Darnell vs. Bowling Green, 1996	429

Passes Attempted

1. Kent Smith vs. Western Michigan, 2005	70
2. Ryan Radcliff vs. Navy, 2010.....	58
3. Dan LeFevour vs. Purdue, 2007	56
4. Dan LeFevour vs. Troy, 2009	55
5. Dan LeFevour vs. Akron, 2007	54
6. Brian Brunner vs. Indiana, 2008	53
7. Ryan Radcliff vs. Miami, 2010	52
Ryan Radcliff vs. Ohio, 2011	52
9. Kent Smith vs. Northern Illinois, 2005	51
Cooper Rush vs. Syracuse, 2015	51

Passes Completed

1. Kent Smith vs. Western Michigan, 2005	46
2. Cooper Rush vs. Syracuse, 2015	37

3. Ryan Radcliff vs. Navy, 2010.....	36
4. Dan LeFevour vs. Purdue, 2007	35
Brian Brunner vs. Indiana, 2008	35
6. Kent Smith vs. Northern Illinois, 2005	33
Dan LeFevour vs. Kent State, 2007	33
Dan LeFevour vs. Michigan State, 2009	33
Dan LeFevour vs. Troy, 2009	33
Ryan Radcliff vs. Eastern Michigan, 2011	33

Passes Caught

1. Antonio Brown vs. Akron, 2007	15
2. Justin Harper vs. Western Michigan, 2005	14
3. Antonio Brown vs. Toledo, 2009	13
Antonio Brown vs. Troy, 2009	13
Cody Wilson vs. Navy, 2010.....	13
6. Terrance McMillan vs. Miami, 1992	12
Cody Wilson vs. Western Michigan, 2010.....	12
8. Bryan Schorman vs. Eastern Michigan, 1997	11
Reggie Allen vs. Ball State, 1997	11
Reggie Allen vs. Michigan State, 1998	11
Justin Harper vs. Northern Illinois, 2005	11
Antonio Brown vs. Ball State, 2009	11
Cody Wilson vs. Northern Illinois, 2010	11

Touchdown Passes Caught

1. Titus Davis vs. Western Kentucky, 2014	4
2. Norm Tellar vs. Toledo, 1929	3
John DeBoer vs. Northern Michigan, 1984	3
Ken Ealy vs. Kent State, 1990	3
Justin Harper vs. Eastern Michigan, 2004	3
Ontario Sneed vs. Temple, 2006.....	3
Bryan Anderson vs. Purdue, 2007	3
Titus Davis vs. Miami, 2014	3
Mark Chapman vs. Kansas, 2017.....	3
Corey Willis vs. Kansas, 2017.....	3

Pass Receiving Yardage

1. Norm Tellar vs. Toledo, 1929	284
2. Reggie Allen vs. Bowling Green, 1996	229
3. Titus Davis vs. Western Michigan, 2012.....	208
4. Damien Linson vs. Miami, 2005	204
5. David Blackburn vs. Ball State, 2011	194
6. Titus Davis vs. Kent State, 2011	192
7. Damien Linson vs. Ohio, 2006	191
8. Titus Davis vs. Ball State, 2013.....	187
Reggie Allen vs. Western Michigan, 1996	187
Greg Hoefler vs. Wayne State, 1966	187

All-Purpose Yards

1. Brian Pruitt vs. Toledo, 1994	435
Robbie Mixon vs. Eastern Michigan, 2002	435
3. Antonio Brown vs. Troy, 2009	403
4. Jerry Seymour vs. Ball State, 2004	357
5. Jesse Lakes vs. UW-Milwaukee, 1969	343
6. Silas Massey vs. Kent State, 1996	342
7. Antonio Brown vs. Eastern Michigan, 2008	313

Touchdown Passes Thrown

1. Cooper Rush vs. Western Kentucky, 2014.....	7
2. Cooper Rush vs. UNLV, 2016	6
3. Bill Kelly vs. Toledo, 1929	5
Kent Smith vs. Eastern Michigan, 2004.....	5
Dan LeFevour vs. Ball State, 2007	5
Shane Morris vs. Kansas, 2017	5

SINGLE-GAME RECORDS (cont.)
Touchdowns Scored

1. Jim Podoley vs. Eastern Illinois, 1956 6

PATs Scored

1. Mike Franckowiak vs. Eastern Illinois, 1972 9
- Rade Savich vs. Northern Illinois, 1975 9
- Novo Bojovic vs. Eastern Michigan, 1981 9

Field Goals Scored

1. Andrew Aguila vs. Troy, 2009 5
2. John Pahoski vs. Illinois State, 1968 4
- Mike Franckowiak vs. Western Ill., 1972 4
- Rade Savich vs. Illinois State, 1976 4
- Kevin Nicholl vs. SW Louisiana, 1989 4
- Paul Savich vs. Western Michigan, 1998 4
- Mike Gruzowski vs. Wyoming, 2002 4
- Mike Gruzowski vs. EMU, 2002 4
- David Harman vs. Iowa, 2012 4

Points Scored

1. Jim Podoley vs. Eastern Illinois, 1956 36

Tackles

1. Brian Leigeb vs. Northern Illinois, 2000 26
2. Ray Bentley vs. Bowling Green, 1980 23
- Cory Gildersleeve vs. E. Michigan, 1995 23
- Rodrico Epps vs. Ball State, 2000 23

Tackles for Losses

1. Abdullah Muhammad vs. Northern Illinois, 1998 7.0
- Gabe McMasters vs. Northern Illinois, 1999 7.0
3. Chuck Stiver vs. Bowling Green, 1980 6.0
- John Johnson vs. Ball State, 1982 6.0
- Jon McCall vs. Eastern Michigan, 1997 6.0

Fumble Recoveries

1. Steve Bograkovs vs. Ball State, 1972 3
2. Chuck Stiver vs. Ohio, 1978 2
- Kurt Dobronski vs. Northern Illinois, 1979 2
- Robert Jackson vs. Kent State, 1979 2
- Mike Bruns vs. Northern Illinois, 1985 2
- Chris Wise vs. Ohio, 1987 2
- Ken Strong vs. SW Louisiana, 1989 2
- Alex Briones vs. Boston College, 2017 2

Pass Interceptions

1. Steve Bograkovs vs. Indiana State, 1972 3
- Josh Gordy vs. Army, 2007 3
- 29 players 2

Blocked Kicks

1. James King vs. Michigan State, 2001 4

LONGEST PLAYS
Longest Rush

- Eric Flowers, Ball State vs. 1998 98

Longest Pass

- Derrick Vickers to Rob Turner vs. Ball State, 2001 98

Longest Interception Return

- Shawn Williams vs. EMU, 1998 100
- Josh Gordy vs. Akron, 2006 100

Longest Kickoff Return

- Gary Baillargeon vs. Bowling Green, 1950 102

Longest Punt Return

- Jim Podoley vs. Northern Iowa, 1953 90

Fumble Return Yards

- Ralph Gilpin vs. Alma, 1909 110

Longest Punts

- Wayne Schwalbach vs. Ohio, 1975 85
- Todd Winters vs. Ball State, 1989 84

Longest Field Goal

- Rade Savich vs. Ball State, 1975 57

Longest Run Allowed

- Nate Scott vs. Wyoming, 2000 95

SINGLE-GAME TEAM RECORDS
Offense

Yards Rushing 551 vs. UNLV, 1994

Rushing Attempts 91 vs. Hofstra, 1970

Total Offense 658 at Ball State, 2007

Yards Gained Passing 493 vs. Western Kentucky, 2014

Passing Attempts 71 at Western Michigan, 2005

Passes Completed 46 at Western Michigan, 2005

Touchdown Passes 7 vs. Western Kentucky, 2014

Touchdowns 10 vs. Northern Illinois, 1975

PATs Scored 9 vs. Eastern Illinois, 1972

..... 9 vs. Northern Illinois, 1975

..... 9 vs. Eastern Michigan, 1981

Field Goals 5 vs. Troy, 2009

Points Scored 80 vs. Ferris, 1920

..... 69 vs. Northern Illinois, 1975

Plays 110 at Western Michigan, 2005

First Downs 35 at Western Michigan, 2005

First Downs Passing 23 at Western Michigan, 2005

First Downs Rushing 28 vs. Hofstra, 1970

Passes Had Intercepted 6 by Eastern Michigan, 1929

Fumbles Lost 7 vs. Miami, 1983

Defense

Fewest Yards Rushing 0 by Northern Michigan, 1983

Fewest Rushing Attempts 15 by Eastern Illinois, 1970

Most Yards Lost (Rushing) 78 by Ball State, 1991

Fewest Yards Passing 0 by several teams

Most Interceptions 6 vs. Eastern Illinois, 1960

..... 6 vs. Western Michigan, 1989

..... 6 vs. Miami, 1990

..... 6 vs. Rhode Island, 2017

Fewest Plays 39 by Ohio, 1990

Fewest Net Yards 16 by Ferris State, 1934

Fewest First Downs 0 by Ferris State, 1934

Most Fumbles 10 by Eastern Michigan, 1963

..... 10 by Western Illinois, 1965

Fumbles Lost 7 by Western Illinois, 1965

Most Points Allowed 82 by Florida, 1997

Most Yards Allowed 708 by Florida, 1997

Most Yards Allowed Passing 546 by Purdue, 2007

Most Yards Allowed Rushing 530 by Navy, 2003

Most TDs Allowed Rushing 8 by Navy, 2003

"The Last Time It Happened..."

Kickoff Return for TD

By CMU: Jarrod Davis vs. Kent State, 11/14/17, 98 yards, CMU 42-23
By Opponent: KeVonn Mabon, BSU, 10/24/15, 89 yards, CMU 23-21

Punt Return for TD

By CMU: Antonio Brown vs. Eastern Michigan, 75 yards, 10/10/09, CMU 56-8
By Opponent: DJ Green, NC State, 9/28/13, 37 yards, NC State 48-14

Interception for TD

By CMU: Amari Coleman vs. EMU, 11/8/17, 33 yards, CMU 42-30
By Opponent: Tyler Taafe, Toledo, 11/23/18, 21 yards, UT 51-13

Blocked Punt Returned for TD

By CMU: Lorenzo White at Toledo, 11/26/2010, recovered in end zone, Toledo 42-31
By Opponent: Charles Williams, UNLV, 9/17/16, recovered in end zone, CMU 44-21

Blocked Punt

By CMU: Chris Kantzavelos vs. Ohio, 10/7/17, CMU 26-23
By Opponent: Charles Lamar, Bowling Green, 11/10/18, BGSU 24-13

Blocked Field Goal

By CMU: Sean Bunting vs. Maine, 11/10/18, BGSU 24-13
By Opponent: Josh Allen, Miami (OH), 9/23/17, Miami (OH) 31-14

Blocked PAT

By CMU: Joe Ostrman vs. Miami (OH), 11/4/16, Miami 37-17
By Opponent: Travonte Boles, Western Michigan, 11/16/13, CMU 27-22

Safety Recorded

By CMU: vs. Boston College, 9/30/17, tackled in end zone, Boston College 28-8
By Opponent: vs. Maine, 9/22/18, blocked punt recovered in end zone, CMU 17-15

Shutout Recorded

By CMU: vs. UMass, 11/23/13, 37-0
By Opponent: Northern Illinois, 10/19/02, 49-0

200-Yard Receiving Game

By CMU: Titus Davis vs. WMU, 11/3/12, 208 yards, WMU, 42-31
By Opponent: Matt Simon, NIU, 9/29/07, 205 yards, CMU 35-10

200-Yard Rushing Game

By CMU: Thomas Rawls vs. NIU, 10/11/14, 270 yards, CMU 34-17
By Opponent: Jordan Lynch, NIU, 10/19/13, 316 yards, NIU 38-17

400-Yard Passing Game

By CMU: Shane Morris vs. Kansas, 9/9/17, 467 yards, CMU 45-27
By Opponent: Kurt Benkert, Virginia, 9/24/16, 421 yards, Virginia 49-35

Fumble Return for a TD

By CMU: Mike Danna at Toledo, 11/23/18, 53 yards, UT 51-13
By Opponent: Carl Granderson, Wyoming, 12/22/17, 58 yards, Wyoming 37-14

Two-Point Conversion

By CMU: Tyler Conklin pass from Cooper Rush vs. Kent State, 10/29/16, Kent State 27-24
By Opponent: Richard Burney rush, Virginia, 9/24/16, Virginia 49-35

50-Yard Field Goal

By CMU: Ryan Tice vs. Ball State, 10/13/18, 53 yards, BSU 24-23
By Opponent: Matt Ammendola, Oklahoma State, 9/10/16, 53 yards, CMU 30-27

Four Passing TDs in a Game

By CMU: Shane Morris vs. Ball State, 10/21/17, 4 TDs, CMU 56-9
By Opponent: Dane Evans, Tulsa, 12/19/16, 5 TDs, Tulsa 55-10

Three Rushing TDs in a Game

By CMU: Devon Spalding vs. Eastern Michigan, 11/22/16, 85 yards, 3 TDs, EMU 26-21
By Opponent: Jon Wassink, 28 yards, 3 TDs, Western Michigan, 10/20/18, WMU 35-10

Four Rushing TDs in a Game

By CMU: Zurlon Tipton vs. UMass, 11/23/12, 185 yards, 4 TDs, CMU 42-21
By Opponent: Garrett Wolfe, Northern Illinois, 10/16/04, 226 yards, 4 TD, Northern Illinois 42-10

Three Receiving TDs in a Game

By CMU: Corey Willis vs. Ball State, 10/21/17, 98 yards, 3 TDs, CMU 56-9
By Opponent: Keevan Lucas, Tulsa, 12/19/16, 72 yards, 3 TDs, Tulsa 55-10

50 Points in a Game

By CMU: 56 points vs. Ball State, 10/21/17, CMU 56-9
By Opponent: Toledo, 51 points, 11/23/19, Toledo 51-13

Four Field Goals in a Game

By CMU: David Harman at Iowa, 9/22/12, (33, 25, 20, 47 yards), CMU 32-31
By Opponent: Scott Secor, Ball State, 10/18/14, 55 yards (39, 37, 20, 55 yards), Ball State 32-29

SEASON TEAM RECORDS

Offense

Total Offense.....	6,258 (2007)
Plays.....	1,076 (2007)
Net Yards Gained Rushing...3,613 (1975)	
.....4,113 (1974) (includes playoffs)	
Rushing Attempts.....	766 (1974)
.....891 (1974) (includes playoffs)	
Pass Attempts.....	557 (2007)
Pass Completions.....	361 (2007)
Yards Gained Passing.....	3,905 (2015)
Touchdowns Passing.....	28 (2006)
.....	28 (2007)
.....	28 (2008)
.....	28 (2009)
Pass Completion Pct.	68.7 (2009)
Touchdowns	66 (2007)
Total Points.....	487 (2007)
Extra Points.....	60 (2007)
Field Goals.....	20 (1989)
Points Per Game.....	36.3 (1955)
Number of Punts	90 (2000)
.....	90 (2017)
Yards Punted.....	3,797 (2017)
Punting Average.....	43.1 (2013)

Defense

Fewest Yards Rushing	797 (1956)
Lowest Rushing Average	88.5 (1956)
Fewest Touchdowns Rushing...2 (1990)	
Fewest Yards Passing	531 (1955)
Fewest Touchdown Passes.....	1 (1974)
Most Interceptions.....	23 (1972)
Fewest Total Plays.....	441 (1955)
Fewest Net Yards.....	1,292 (1956)
Fewest Touchdowns	0 (1902)
Fewest Total Points.....	0 (1902)
Punts Forced	83 (1990)
Points Allowed	517 (2007)
Yards Allowed.....	6,602 (2003)

Miscellaneous

Consecutive Shutouts	6 (1902-03)
Consecutive Wins	15 (1956-57)
Consecutive Wins (Season)	12 (1974)
Longest Unbeaten Streak...23 (1978-80)	
Consecutive Home Wins ...20 (1952-56)	
Consecutive Losses.....	8 (1997-2018)
Consecutive Games Scoring	167
.....	(1982-98)
Consecutive Winning Seasons	13
.....	(1973-85)
Consecutive Non-Losing Seasons	27
.....	(1965-91)
Victories in a Season.....	12 (1974, 2009)
Shutouts in a Season.....	6
.....	(1921, 1924, 1925, 1926)
Defeats in a Season.....	11
.....	(2018)
Ties in a Season.....	4
.....	(1991-tied NCAA record)

MISCELLANEOUS

Kelly/Shorts Stadium Year-by-Year Attendance

Year	Total(Games)	Average	Single-Game High
1972	32,000(2)	16,000	17,000 vs. Illinois State (11/04/72)
1973	78,547(5)	15,709	18,882 vs. Illinois State (10/06/73)
1974	93,236(6)	15,539	18,907 vs. Western Illinois (10/19/74)
1975	105,600(6)	17,600	21,100 vs. Eastern Michigan (10/11/75)
1976	91,345(5)	18,269	20,265 vs. Indiana State (10/16/76)
1977	94,724(5)	18,945	22,761 vs. Bowling Green (10/29/77)
1978	98,011(5)	19,602	23,380 vs. Northern Illinois (10/21/78)
1979	101,705(5)	20,341	24,348 vs. Miami (09/29/79)
1980	124,533(6)	20,756	24,028 vs. Illinois State (09/20/80)
1981	104,310(5)	20,862	21,653 vs. Arkansas State (09/26/81)
1982	139,653(6)	23,276	29,732 vs. Bowling Green (09/18/82)
1983	115,635(5)	23,127	26,156 vs. Eastern Michigan (10/08/83)
1984	145,273(7)	20,753	28,463 vs. Western Michigan (09/22/84)
1985	96,735(5)	19,347	26,013 vs. Eastern Michigan (10/26/85)
1986	118,457(5)	23,691	27,813 vs. Western Michigan (10/11/86)
1987	101,481(5)	20,296	27,013 vs. Eastern Michigan (10/10/87)
1988	86,177(5)	17,235	21,903 vs. Bowling Green (10/15/88)
1989	88,152(5)	17,630	21,782 vs. Akron (09/16/89)
1990	121,270(6)	20,212	27,510 vs. Western Michigan (10/13/90)
1991	96,700(5)	19,340	21,841 vs. Akron (09/21/91)
1992	96,417(5)	19,283	22,875 vs. Bowling Green (10/03/92)
1993	93,295(5)	18,659	23,783 vs. Akron (09/02/93)
1994	104,144(5)	20,829	27,895 vs. Western Michigan (10/08/94)
1995	95,292(5)	19,058	22,851 vs. Bowling Green (09/23/95)
1996	100,074(5)	20,015	24,536 vs. Western Michigan (09/21/96)
1997	94,162(5)	18,832	20,619 vs. Eastern Michigan (09/27/97)
1998	101,814(5)	20,363	29,822 vs. Western Michigan (10/24/98)
1999	89,698(5)	17,940	27,041 vs. Miami (09/25/99)
2000	94,949(5)	18,990	26,249 vs. Western Michigan (11/11/00)
2001	89,303(5)	17,861	27,413 vs. Toledo (09/22/01)
2002	103,865(6)	17,311	24,127 vs. Bowling Green (10/12/02)
2003	83,512(6)	13,919	22,907 vs. Northern Illinois (10/11/03)
2004	75,216(5)	15,043	21,383 vs. Western Michigan (10/30/04)
2005	79,855(5)	15,971	22,212 vs. Indiana (09/02/05)
2006	107,817(5)	21,563	30,027 vs. Western Michigan (11/10/06)
2007	93,853 (5)	18,771	22,031 vs. Toledo (09/08/07)
2008	113,294 (5)	22,659	30,302 vs. Western Michigan (10/18/08)
2009	98,508 (5)	19,702	26,730 vs. Eastern Michigan (10/10/09)
2010	102,238 (5)	20,448	24,761 vs. Miami (10/16/10)
2011	76,456 (5)	15,291	17,891 vs. South Carolina State (9/01/11)
2012	112,249 (7)	16,036	35,127 vs. Michigan State (9/08/12)
2013	66,119 (5)	13,224	18,796 vs. Northern Illinois (10/19/13)
2014	97,838 (6)	16,306	25,531 vs. Syracuse (9/13/14)
2015	94,029 (6)	15,672	21,092 vs. Monmouth (9/12/15)
2016	104,447 (6)	17,408	30,411 vs. Western Michigan (10/01/16)
2017	67,520 (5)	13,504	17,193 vs. Miami (Ohio) (9/23/17)
2018	77,038(6)	12,840	18,127 vs. Kansas (9/8/18)

Top Ten Kelly/Shorts Stadium Crowds

1.	35,127	Sept. 8, 2012	MSU 41, CMU 7
2.	30,411	Oct. 1, 2016	WMU 49, CMU 10
3.	30,302	Oct. 18, 2008	CMU 38, WMU 28
4.	30,027	Nov. 10, 2006	CMU 31, WMU 7
5.	29,822	Oct. 24, 1998	CMU 26, WMU 24
6.	29,732	Sept. 18, 1982	BGSU 34, CMU 30
7.	29,321	Oct. 30, 1982	CMU 42, Ohio 18
8.	28,547	Oct. 17, 1982	CMU 18, WMU 18
9.	28,463	Sept. 22, 1984	CMU 38, WMU 19
10.	27,895	Oct. 8, 1994	CMU 35, WMU 28

Largest Crowds to Watch CMU

1.	112,618	at Michigan Stadium, 2013	UM 59, CMU 9
2.	110,637	at Michigan Stadium, 2003	UM 45, CMU 7
3.	108,712	at Michigan Stadium, 2006	UM 41, CMU 17
4.	100,276	at Beaver Stadium, 2005	PSU 40, CMU 3
5.	92,746	at Sanford Stadium, 2008	Georgia 56, CMU 17
6.	85,347	at Florida Field, 1997	Florida 82, CMU 6
7.	81,000	at Memorial Stadium, 2007	Clemson 70, CMU 14
8.	76,221	at Spartan Stadium, 2009	CMU 29, MSU 27
9.	75,218	at Spartan Stadium, 2015	MSU 30, CMU 10
10.	73,879	at Spartan Stadium, 2001	MSU 35, CMU 21

Rushing

Year	Name.....	Att/Yards	Avg/G
1951	Dave Clark.....	48/301.....	37.6
1952	Vern Hawes.....	69/540.....	60.0
1953	Chuck Miller.....	131/938.....	104.2
1954	Jim Podoley.....	110/1,079.....	107.9
1955	Bernie Raterink.....	128/1,044.....	116.0
1956	Jim Podoley.....	100/655.....	72.7
1957	Walt Beach.....	140/1,084.....	108.4
1958	Walt Beach.....	129/929.....	92.9
1959	Jerry O'Neil.....	145/821.....	82.1
1960	Bob Fisher.....	89/492.....	61.5
1961	Chuck Koons.....	113/402.....	40.2
1962	Bill Shuple.....	143/640.....	64.0
1963	Bill Shuple.....	149/692.....	69.2
1964	Bruce Wyman.....	168/823.....	91.4
1965	Jim Acitelli.....	99/445.....	44.5
1966	Bob Rosso.....	168/662.....	66.2
1967	Craig Tefft.....	267/1,046.....	104.6
1968	Craig Tefft.....	239/1,126.....	125.1
1969	Jesse Lakes.....	253/1,263.....	126.3
1970	Jesse Lakes.....	250/1,296.....	129.6
1971	Jesse Lakes.....	211/1,143.....	114.3
1972	Chuck Markey.....	290/1,513.....	137.5
1973	Jim Sandy.....	209/1,168.....	106.2
1974	Walt Hodges.....	251/1,463.....	133.0
1975	Walt Hodges.....	186/1,025.....	113.9
1976	Mike Gray.....	188/734.....	73.4
1977	Mose Rison.....	238/1,241.....	124.1
1978	Willie Todd.....	144/746.....	74.6
1979	Willie Todd.....	234/1,003.....	91.2
1980	Willie Todd.....	170/695.....	63.2
1981	Reggie Mitchell.....	199/1,068.....	97.1
1982	Curtis Adams.....	204/1,090.....	136.3
1983	Curtis Adams.....	267/1,431.....	130.1
1984	Curtis Adams.....	222/1,204.....	120.4
1985	Tony Brown.....	174/655.....	65.5
1986	Rodney Stevenson.....	207/1,104.....	122.7
1987	John Hood.....	208/1,121.....	101.9
1988	Donnie Riley.....	215/1,238.....	112.6
1989	Donnie Riley.....	269/1,187.....	107.9
1990	Billy Smith.....	244/1,047.....	95.2
1991	Billy Smith.....	374/1,440.....	130.9
1992	Brian Pruitt.....	178/859.....	78.1
1993	Brian Pruitt.....	201/944.....	94.4
1994	Brian Pruitt.....	292/1,890.....	171.8
1995	Silas Massey.....	225/1,089.....	99.0
1996	Silas Massey.....	312/1,544.....	154.4
1997	Eric Flowers.....	216/909.....	82.6
1998	Eric Flowers.....	292/1,302.....	118.4
1999	Eric Flowers.....	200/766.....	95.8
2000	Vince Webber.....	130/458.....	50.9
2001	Terrence Jackson.....	252/1,194.....	108.5
2002	Robbie Mixon.....	255/1,361.....	113.4
2003	Jerry Seymour.....	205/1,141.....	124.1

2004	Jerry Seymour.....	262/1,284.....	116.7
2005	Ontario Sneed.....	220/1,065.....	96.8
2006	Ontario Sneed.....	135/764.....	58.8
2007	Dan LeFevour.....	188/1,122.....	80.1
2008	Dan LeFevour.....	168/592.....	53.8
2009	Dan LeFevour.....	183/713.....	50.9
2010	Paris Cotton.....	142-651.....	59.2
2011	Paris Cotton.....	62-409.....	37.2
2012	Zurlon Tipton.....	204-1,492.....	114.8
2013	Saylor Lavallii.....	182-845.....	67.2
2014	Thomas Rawls.....	210-1,103.....	122.6
2015	Martez Walker.....	106-373.....	33.9
2016	Devon Spalding.....	138-765.....	69.5
2017	Jonathan Ward.....	178-1,019.....	78.4
2018	Tommy Lazzaro.....	97-462.....	54.4

Passing

Year	Name.....	Att/Com/Yards	Avg/G
1951	Andy MacDonald ..	183-114-1,560.....	195.0
1952	Don Koleber.....	63-25-417.....	46.3
1953	Lornie Kerr.....	70-27-327.....	36.3
1954	Jim King.....	38-18-399.....	39.9
1955	Mike Sweeney.....	31-15-302.....	33.5
1956	Herb Kipke.....	68-36-490.....	54.4
1957	Herb Kipke.....	75-34-511.....	51.1
1958	Oarie Lemanski.....	73-33-455.....	45.5
1959	Oarie Lemanski.....	110-56-962.....	96.2
1960	Wally Sadosty.....	112-51-531.....	66.4
1961	Gary Harrington.....	62-20-239.....	23.9
1962	Dick Moffit.....	179-83-1,109.....	110.9
1963	Pat Boyd.....	117-54-817.....	81.7
1964	Pat Boyd.....	90-45-607.....	67.4
1965	Pat Boyd.....	283-146-1,604.....	160.4
1966	Bob Miles.....	184-94-1,368.....	136.8
1967	Gene Gilin.....	84-41-611.....	61.1
1968	Bob Miles.....	120-62-918.....	102.0
1969	Bob Miles.....	52-22-305.....	30.5
1970	Mick Brzezinski.....	123-50-775.....	77.5
1971	Mick Brzezinski.....	162-69-426.....	42.6
1972	Gary Bevington.....	162-69-834.....	75.8
1973	Mike Franckowiak.....	88-41-655.....	59.5
1974	Mike Franckowiak.....	149-81-1,262.....	97.1
1975	Ron Rummel.....	98-37-586.....	53.3
1976	Ron Rummel.....	88-44-761.....	95.1
1977	Ron Rummel.....	75-34-638.....	91.1
1978	Gary Hogeboom.....	143-72-1,095.....	99.5
1979	Gary Hogeboom.....	150-92-1,404.....	127.6
1980	Kevin Northup.....	133-69-1,011.....	91.9
1981	Bob DeMarco.....	162-85-1,159.....	105.4
1982	Bob DeMarco.....	161-81-1,113.....	111.3
1983	Ron Fillmore.....	126-59-915.....	83.2
1984	Bob DeMarco.....	173-98-1,427.....	129.7
1985	Ron Fillmore.....	185-94-1,191.....	148.9
1986	Mar. Carruthers.....	138-64-912.....	91.2
1987	Mar. Carruthers.....	191-108-1,323.....	132.3



1988	Jeff Bender	169-93-1,309.....	119.0
1989	Jeff Bender.....	232-108-1,487.....	135.2
1990	Jeff Bender.....	262-145-1,978.....	179.8
1991	Jeff Bender.....	297-156-1,754.....	159.5
1992	Joe Youngblood.....	278-161-2,209.....	200.8
1993	Joe Youngblood.....	287-167-2,466.....	224.2
1994	Erik Timpf	174-90-1,315.....	119.5
1995	Chad Darnell	258-130-1,737.....	156.7
1996	Chad Darnell	348-189-2,921.....	265.5
1997	Tim Crowley	321-148-2,204.....	200.4
1998	Pete Shepherd	324-152-2,005.....	182.3
1999	Pete Shepherd	320-171-2,295.....	208.6
2000	Derrick Vickers.....	180-83-1,059.....	96.3
2001	Derrick Vickers.....	211-116-1,156.....	165.1
2002	Derrick Vickers.....	320-175-1,828.....	152.3
2003	Derrick Vickers.....	216-118-1,345.....	122.3
2004	Kent Smith	333-188-2,284.....	207.6
2005	Kent Smith	420-255-2,799.....	254.5
2006	Dan LeFevour.....	388-247-3,031.....	216.5
2007	Dan LeFevour.....	543-355-3,652.....	260.9
2008	Dan LeFevour.....	376-251-2,784.....	253.1
2009	Dan LeFevour	456-318-3,438	245.6
2010	Ryan Radcliff	466-282-3,358	279.8
2011	Ryan Radcliff	453-257-3,286	273.8
2012	Ryan Radcliff	407-242-3,158.....	242.9
2013	Cooper Rush.....	312-177-2,349.....	213.5
2014	Cooper Rush.....	382-243-3,157.....	242.8
2015	Cooper Rush.....	489-324-3,848.....	296.0
2016	Cooper Rush.....	464-277-3,533.....	271.8
2017	Shane Morris.....	446-249-3,237.....	249.0
2018	Tommy Lazzaro ...	141-68-711	101.5

Receiving

Year	Name.....	Rec/Yards	Avg/G
1951	Porter Lewis.....	22-272.....	38.9
1952	Al Droth	16-302.....	33.5
1953	Jim Podoley.....	9-186.....	20.6
1954	Jerry Thomas.....	4-121.....	12.1
1955	Ray Sine	6-140.....	15.5
1956	Jim Podoley.....	12-211.....	23.4
1957	Walt Beach	27-313.....	31.3
1958	Walt Beach	16-264.....	26.4
1959	Jerry O'Neil	12-296.....	29.6
1960	Len Jagello.....	10-150.....	15.0
1961	Chuck Koons	21-130.....	13.0
1962	Gary Finnin	31-361.....	36.1
1963	Larry Moore.....	16-397.....	44.1
1964	Jamie Gent.....	19-422.....	46.8
1965	Wally Hempton	43-605.....	60.5
1966	Wally Hempton	34-574.....	57.4
1967	Greg Hoefler.....	16-292.....	29.2
1968	Dave Lemere	15-325.....	36.1
1969	Dave Lemere	18-239.....	23.9
1970	Rick Groth	31-451.....	45.1
1971	Ron Goodin	10-186.....	18.6

1972	Matt Means.....	43-603.....	54.8
1973	Matt Means.....	32-553.....	50.3
1974	Matt Means.....	55-848.....	65.2
1975	John Fossen.....	18-211.....	19.2
1976	Wayne Schwalbach.....	26-496.....	45.1
1977	Wayne Schwalbach.....	21-426.....	38.7
1978	Brian Blank.....	19-384.....	48.0
1979	Mike Ball	21-457.....	21.2
1980	Mike Hirn.....	22-388.....	35.3
1981	Mike Hirn.....	24-295.....	26.8
1982	Jaime Jackson.....	23-412.....	45.8
1983	John DeBoer	23-540.....	49.1
1984	John DeBoer	40-831.....	75.5
1985	John DeBoer	26-494.....	70.6
1986	Melvin Houston	12-210.....	21.0
1987	Eric Reed	43-652.....	59.3
1988	Mark Hopkins	32-433.....	39.4
1989	Ken Ealy	12-346.....	31.5
1990	Ken Ealy	44-916.....	83.3
1991	Ken Ealy	41-724.....	65.8
1992	Terrance McMillan.....	43-649.....	59.0
1993	D.J. Reid.....	47-693.....	63.0
1994	Terrance McMillan.....	28-398.....	36.2
1995	Bryan Schorman	38-604.....	75.5
1996	Reggie Allen	66-1,229.....	122.9
1997	Reggie Allen	50-877.....	79.7
1998	Reggie Allen	61-832.....	75.6
1999	Jammarl O'Neal.....	59-1,085.....	98.6
2000	David Hannah.....	34-411.....	41.1
2001	Rob Turner	50-668.....	60.7
2002	Rob Turner	43-506.....	42.2
2003	Justin Harper.....	45-441.....	36.8
2004	Jerry Seymour	47-413.....	37.5
2005	Justin Harper	64-607.....	60.7
2006	Bryan Anderson	73-867.....	61.9
2007	Antonio Brown.....	102-1,003.....	71.6
2008	Antonio Brown	93-998.....	76.8
2009	Antonio Brown	110-1,198	85.6
2010	Cody Wilson	83-1,137	94.8
2011	Cody Wilson	48-526	52.6
2012	Cody Wilson	74-840	64.6
2013	Titus Davis.....	61-1109.....	100.8
2014	Titus Davis.....	60-980.....	98.0
2015	Jesse Kroll.....	61-866.....	66.6
2016	Corey Willis.....	71-1,087.....	83.6
2017	Mark Chapman.....	59-875.....	67.3
2018	Julian Hicks.....	28-313.....	31.3

1,000-Yard Rushing Seasons

1954	Jim Podoley.....	1,079
1955	Bernie Raterink.....	1,044
1957	Walt Beach.....	1,084
1967	Craig Tefft.....	1,046
1968	Craig Tefft.....	1,126
1969	Jesse Lakes.....	1,263
1970	Jesse Lakes.....	1,296
1971	Jesse Lakes.....	1,143
1973	Jim Sandy.....	1,168
1974	Walt Hodges.....	1,463
1975	Walt Hodges.....	1,025
1977	Mose Rison.....	1,241
1979	Willie Todd.....	1,013
1981	Reggie Mitchell.....	1,068
1982	Curtis Adams.....	1,090
1983	Curtis Adams.....	1,431
1984	Curtis Adams.....	1,204
1986	Rodney Stevenson.....	1,104
1987	John Hood.....	1,121
1988	Donnie Riley.....	1,238
1989	Donnie Riley.....	1,187
1990	Billy Smith.....	1,047
1991	Billy Smith.....	1,440
1994	Brian Pruitt.....	1,890
1995	Silas Massey.....	1,089
1996	Silas Massey.....	1,544
1998	Eric Flowers.....	1,302
2001	Terrence Jackson.....	1,194
2002	Robbie Mixon.....	1,361
2003	Jerry Seymour.....	1,117
2004	Jerry Seymour.....	1,284
2005	Ontario Sneed.....	1,065
2007	Dan LeFevour.....	1,122
2012	Zurlon Tipton.....	1,492
2014	Thomas Rawls.....	1,103
2017	Jonathan Ward.....	1,019

1,000-Yard Receiving Seasons

1996	Reggie Allen.....	1,229
1999	Jammarl O'Neal.....	1,085
2007	Antonio Brown.....	1,003
2007	Bryan Anderson.....	1,132
2009	Antonio Brown.....	1,198
2010	Cody Wilson.....	1,137
2013	Titus Davis.....	1,109
2016	Corey Willis.....	1,087

200-Yard Rushing Games

Robbie Mixon at EMU, 2002.....	377
Brian Pruitt vs. Toledo, 1994.....	356
Jesse Lakes vs. UW-Milwaukee, 1969.....	343
Silas Massey at Kent State, 1996.....	292
Brian Pruitt vs. UNLV, 1994.....	274
Thomas Rawls vs. Northern Illinois, 2014.....	270
Jim Podoley vs. Northern Iowa (Iowa State Teachers) 1954.....	258
Eric Flowers vs. Ball State, 1998.....	253
Donnie Riley at Akron, 1988.....	243
Zurlon Tipton vs. Akron, 2012.....	243
Eric Flowers at EMU, 1998.....	239
Curtis Adams vs. Ohio, 1982.....	238
John Hood vs. Tulsa, 1987.....	237
Silas Massey at Youngstown State, 1995.....	231
Thomas Rawls vs. Ohio, 2014.....	229
Jesse Lakes vs. Northern Michigan, 1969.....	227
Silas Massey vs. EMU, 1996.....	227
Jesse Lakes vs. Western Illinois, 1970.....	225
Walt Beach vs. Eastern Illinois, 1957.....	224
Eric Flowers at Buffalo, 1999.....	219
Brian Pruitt at Toledo, 1993.....	219
Curtis Adams at Kent State, 1984.....	219
Jerry Seymour vs. Ball State, 2004.....	217
Zurlon Tipton vs. Eastern Michigan, 2013.....	216
Eric Flowers vs. Boise State, 1997.....	214
Bernie Raterink vs. Eastern Illinois, 1955.....	213
Jim Sandy vs. Eastern Michigan, 1973.....	213
Donnie Riley vs. Ohio, 1988.....	212
Curtis Adams vs. Bowling Green, 1984.....	210
Paris Cotton at Eastern Michigan, 2010.....	209
Bill Shuple at Eastern Illinois, 1962.....	207
Terrence Jackson vs. Eastern Michigan, 2001.....	207
Jerry Seymour vs. Eastern Michigan, 2003.....	207
Silas Massey vs. Akron, 1996.....	206
Gary Baginski at Eastern Illinois, 1972.....	200

200-Yard Receiving Games

Norm Tellar vs. Toledo, 1929.....	284
Reggie Allen at Bowling Green, 1996.....	229
Titus Davis vs. Western Michigan, 2012.....	208
Damien Linson at Miami, 2005.....	204

All-Americans

Name.....	Honor, Publication.....	Year
Leo Wisneski.....	Second Team, AP.....	1939
Warren Schmakiel.....	First Team, AP.....	1942
Andy MacDonald.....	Second Team, AP.....	1951
Dick Kackmeister.....	Second Team, Williamson.....	1953
Jim Podoley.....	First Team, Williamson.....	1954, 1956
.....	Second Team, AP.....	1954, 1956
Bernie Raterink.....	Third Team, Williamson.....	1955
Walter Beach.....	First Team, Williamson.....	1958
Jim Hasse.....	First Team, AP.....	1959
.....	First Team, Williamson.....	1961
Ralph Soffredine.....	First Team, AP.....	1962
Frank Goldberg.....	Fourth Team, Williamson.....	1963
Bruce Wyman.....	Second Team, NAIA.....	1964
Paul Krause.....	Second Team, AP.....	1972
Charles Markey.....	Third Team, AP.....	1972
Rick Newsome.....	First Team, AFCA.....	1974
Mike Franckowiak.....	Second Team, AP.....	1974
John DeBoer.....	Third Team, Football News.....	1984
Jim Bowman.....	Third Team, AP.....	1984
Curtis Adams.....	Second Team, UPI.....	1984
Brian Pruitt.....	First Team, AP.....	1994
.....	Second Team, UPI.....	1994
Eric Fisher.....	Third Team, AP.....	2012

CoSIDA Academic All-Americans

Name.....	Honor.....	Year
Ralph Burde.....	First Team.....	1970
Tom Hahnenberg.....	Second Team.....	1971
Mike Franckowiak.....	Second Team.....	1973
.....	First Team.....	1974
John Wunderlich.....	First Team.....	1974
.....	Second Team.....	1975, 1976
Tom Ray.....	Second Team.....	1974
Mike Ball.....	First Team.....	1980
Kevin Egnatuk.....	Second Team.....	1983
John DeBoer.....	First Team.....	1984
Steve Sklenar.....	Second Team.....	1985
Bob Stebbins.....	Second Team.....	1987
Jeff Bender.....	First Team.....	1991
Rob Turner.....	First Team.....	2001
.....	Second Team.....	2002
Dan Bazuin.....	First Team.....	2006
Matt Berning.....	Second Team.....	2010
Cody Wilson.....	Second Team.....	2011
.....	Second Team.....	2012
Cooper Rush.....	Second Team.....	2014

Freshman All-Americans

Name.....	Honor, Publication.....	Year
Tory Humphrey.....	Second Team, Sporting News.....	2001
James King.....	Fourth Team, Sporting News.....	2001
Mike Gruzowski.....	First Team, Sporting News.....	2002
Jerry Seymour.....	First Team, Sporting News.....	2003
Dan Bazuin.....	Second Team, Sporting News.....	2003
Red Keith.....	Third Team, College Sports Report.....	2004
Ontario Sneed.....	Second Team, Sporting News.....	2005
Andrew Hartline.....	Honorable Men., Sporting News.....	2005
Bryan Anderson.....	First Team, Sporting News.....	2006
Dan LeFevour.....	Honorable Men., Sporting News.....	2006
Calvin Hissong.....	Honorable Men., Sporting News.....	2006
Antonio Brown.....	First Team, FB Writers Association.....	2007
.....	Second Team, Sporting News.....	2007
Colin Miller.....	Honorable Men., Sporting News.....	2007
Jake Olson.....	Honorable Men., collegefootballnews.com.....	2009
Titus Davis.....	First Team, Phil Steele's Magazine.....	2011

MAC Vern Smith Award

Ray Bentley, LB.....	1982
Jeff Bender, QB.....	1990
Brian Pruitt, RB.....	1994
Dan LeFevour, QB.....	2009

MAC Coach of the Year

Herb Deromedi	1980, 1990
Dick Flynn.....	1994

MAC Offensive

Player of the Year

Gary Hogeboom, QB.....	1979
Curtis Adams, TB.....	1982
Jeff Bender, QB.....	1990
Brian Pruitt, TB.....	1994
Dan LeFevour, QB.....	2007
Dan LeFevour, QB.....	2009

MAC Defensive

Player of the Year

Ray Bentley, LB.....	1982
Dan Bazuin, DE.....	2005

MAC Freshman of the Year

Jeff Bender, QB.....	1988
Silas Massey, TB.....	1995
Jerry Seymour, RB.....	2003
Dan LeFevour, QB.....	2006
Antonio Brown, WR.....	2007

MAC Special Teams

Player of the Year

Antonio Brown, KR/PR ...	2008
Antonio Brown, KR/PR ...	2009

All-MAC Selections

Year	Player, Position.....Team
1975	Walt Hodges, RB 1st Jim Jones, DB 1st John Neuman, DT 1st Bill Schmidt, LB 1st Wes Gamble, C 2nd John Kloc, OG 2nd
1976	Wayne Schwalbach, TE 1st John Wunderlich, DL 1st Ed Rykalski, DB 1st John Kloc, OG 2nd Mike Gray, RB 2nd Rade Savich, PK 2nd Steve Knickerbocker, DE 2nd
1977	Wayne Schwalbach, TE 1st Tim Sopha, OG 1st Jeff Visner, C 1st Mose Rison, RB 1st Vondell Robertson, DB 1st Bob Crowell, OT 2nd Mike Gray, RB 2nd Rade Savich, PK 2nd Larry Hall, DE 2nd Denny Starnes, LB 2nd
1978	Tim Sopha, OG 1st Rade Savich, PK 1st Robert Jackson, DB 1st Chuck Harbin, OT 2nd Brian Blank, SE 2nd Willie Todd, RB 2nd Bill White, DT 2nd Bryan Gross, LB 2nd
1979	Marty Smallbone, OT 1st Mike Ball, WR 1st Willie Todd, RB 1st Gary Hogeboom, QB 1st Bill White, DT 1st Robert Jackson, DB 1st Tim Hollingsworth, LB 1st Kurt Cheesbro, OG 2nd Darryl Tucker, TB 2nd Rick Waters, DB 2nd
1980	Marty Smallbone, OT 1st Joe Maiorana, OG 1st Kurt Dobronski, DE 1st Chuck Stiver, DT 1st Robert Jackson, DB 1st Willie Todd, RB 2nd Michael Simpson, DB 2nd Novo Bojovic, K HM Kevin Northup, QB HM
1981	Mike Hirn, TE 1st Tony Vitale, OT 1st Reggie Mitchell, RB 1st Kurt Dobronski, DE 1st Ray Bentley, LB 1st Bruce Brownie, DB 1st Joe Maiorana, OG 2nd Bret Hyble, LB 2nd
1982	Chris McKay, OG 1st Curtis Adams, RB 1st Ray Bentley, RB 1st Paul Fate, C 2nd Mike Fitzsimmons, DE 2nd John Johnson, NG 2nd Jim Bowman, DB 2nd
1983	Chris McKay, OG 1st

	Curtis Adams, RB 1st Kevin Egnatuk, LB 1st Pat Brackett, DT 1st Mike Mills, DT 1st Jim Bowman, DB 1st Dean Darby, OT 2nd Terry Goodell, OG 2nd Ray Bowles, DB 2nd
1984	John DeBoer, SE 1st Curtis Adams, RB 1st Steve Sklenar, OLB 1st Pat Brackett, DT 1st Mike Bevier, LB 1st Jim Bowman, DB 1st Terry Goodell, OG 2nd Bob DeMarco, QB 2nd Mike Kenealy, DB 2nd
1985	Steve Sklenar, OLB 1st Carl Kloosterman, DB 1st Rick Poljan, OG 1st Brian Williams, OT 2nd Rich Baskins, TE HM
1986	Brian Williams, OT 1st Rick Poljan, OG 1st Rodney Stevenson, RB 1st Scott Alferink, DL HM Chris Wise, LB HM
1987	Joe Churches, OT 1st John Hood, TB 1st Phil Zielinski, OLB 1st Chris Wise, ILB 1st Howard Young, DB 1st Mike Dillon, OG 2nd Bob Stebbins, TE 2nd Kevin Nicholl, PK 2nd Scott Alferink, DL 2nd Joe Kellogg, DB HM Eric Reed, WR HM
1988	Chuck Pellegrini, OG 1st Donnie Riley, TB 1st Mark Dennis, OLB 1st Scott Alferink, DL 1st Mark Hopkins, TE 2nd John Hood, TB 2nd Craig Allen, OLB 2nd George Ricumstrict, ILB 2nd David Johnson, DB 2nd Durand Robertson, DB 2nd Jeff Bender, QB HM J.J. Wierenga, DL HM
1989	Ralph Newland, C 1st Donnie Riley, TB 1st Kevin Nicholl, PK 1st Mark Dennis, OLB 1st J.J. Wierenga, DL 1st David Johnson, DB 1st David Basirico, OG 2nd Mark Hopkins, TE 2nd Rich Curtiss, ILB 2nd Todd Winters, P 2nd
1990	Ken Ealy, WR 1st Paul Jacobson, OG 1st Jeff Bender, QB 1st Billy Smith, RB 1st J.J. Wierenga, DL 1st Rich Curtiss, ILB 1st David Johnson, DB 1st Ken Strong, DB 1st

	Joe Connolly, FB 2nd Jason Wilkie, DL 2nd Art Droski, C 2nd Clarence Rose, ILB 2nd
1991	Jim Wyatt, OT 1st Billy Smith, TB 1st Mike Nettie, DT 1st Ken Ealy, WR 2nd Art Droski, C 2nd Chuck Selinger, PK 2nd Kevin Rich, OLB 2nd Todd Reynolds, ILB 2nd Darrall Stinson, DB 2nd Dennis Nicholl, P 2nd Jeff Bender, QB HM Darian McKinney, TE HM Greg Sherwin, OT HM Jason Wilkie, DL HM
1992	Marty Malcolm, OG 1st Art Droski, C 1st Mike Nettie, DL 1st Greg Sherwin, OT 2nd Brian Pruitt, RB 2nd Mike Kyler, OLB 2nd Lamar Sally, DL HM Joe Youngblood, QB HM Darrell McCaul, OL 1st Chuck Selinger, PK 1st Mike Kyler, OLB 1st D.J. Reid, WR 2nd Joe Youngblood, QB 2nd Brian Pruitt, RB 2nd Tim Banks, DB 2nd
1993	Jeremy Dunlap, TE 1st Matt Nastally, OG 1st Chris O'Brien, OT 1st Brian Pruitt, TB 1st Quincy Wright, S 1st Erik Timpf, QB 2nd Tim Banks, DB 2nd
1995	Brock Gutierrez, C 1st Quincy Wright, FS 1st Brad Blasy, PK 2nd Bryan Carpenter, OG 2nd Silas Massey, TB 2nd Scott Rehberg, OT 2nd
1996	Scott Rehberg, OT 1st Reggie Allen, FL 1st Chad Darnell, QB 1st Adam Simonson, TE 1st Silas Massey, TB 1st Rollie Ferris, OG 2nd Calvin Massenberger, MG 2nd Jim Kozlowski, C HM Reggie Allen, FL 2nd Rollie Ferris, OG 2nd Jonathan McCall, DT 2nd
1997	Jonathan McCall, DT 1st Reggie Allen, FL 1st Eric Flowers, TB 2nd Tedaro France, CB 2nd Mike Cipa, C HM Jason Gold, IL HM
1998	Eric Flowers, TB 2nd Brian Leige, DB 2nd Darvin Lewis, LB HM
1999	Tedaro France, CB 1st Anders Hill, C 2nd
2000	
2001	

All-MAC (cont.)

	Terrence Jackson, TB.....	2nd
2002	Kyle Croskey, OG.....	1st
	Robbie Mixon, TB.....	2nd
2003	Adam Kieft, OT.....	2nd
	James King, DB.....	2nd
	Jerry Seymour, TB.....	2nd
2004	Dan Bazuin, DE.....	1st
	Adam Kieft, OT.....	1st
	Jerry Seymour, TB.....	1st
	James King, LB.....	2nd
2005	Dan Bazuin, DE.....	1st
	Ike Brown, LB.....	2nd
	Jeff Jenerou, OT.....	2nd
	Red Keith, LB.....	2nd
	Ontario Sneed, RB.....	HM
2006	Bryan Anderson, WR.....	1st
	Dan Bazuin, DE.....	1st
	Red Keith, LB.....	1st
	Dan LeFevour, QB.....	1st
	Joe Staley, OT.....	1st
	Andrew Hartline, OT.....	2nd
	Steven Friend, DT.....	2nd
	Tony Mikulec, P.....	2nd
	Drew Mormino, C.....	2nd
	Eric Tunney, OG.....	2nd
	Doug Kress, LB.....	HM
2007	Dan LeFevour, QB.....	1st
	Red Keith, LB.....	1st
	Ike Brown, LB.....	1st
	Antonio Brown, KR/PR.....	1st
	Bryan Anderson, WR.....	2nd
	Antonio Brown, WR.....	2nd
	Andrew Hartline, OT.....	2nd
	Justin Hoskins, RB.....	3rd
	Eric Tunney, OG.....	3rd
	Steven Friend, DT.....	3rd
2008	Antonio Brown, WR.....	1st
	Antonio Brown, PR.....	1st
	Antonio Brown, KR.....	1st
	Bryan Anderson, WR.....	1st
	Andrew Hartline, OT.....	1st
	Nick Bellore, LB.....	1st
	Frank Zombo, DE.....	1st
	Dan LeFevour, QB.....	2nd
	Greg Wojt, OT.....	3rd
	Andrew Aguila, K.....	3rd
2009	Sean Murnane, DT.....	3rd
	Antonio Brown, WR.....	1st
	Antonio Brown, PR.....	1st
	Dan LeFevour, QB.....	1st
	Allen Ollenburger, OL.....	1st
	Nick Bellore, LB.....	1st
	Frank Zombo, DE.....	1st
	Bryan Anderson, WR.....	2nd
	Colin Miller, OL.....	2nd
	Josh Gordy, DB.....	2nd
	Larry Knight, DE.....	3rd
	Sean Murnane, DL.....	3rd
2010	Nick Bellore, LB.....	1st
	Matt Berning, LB.....	1st
	Jeff Maddux, OL.....	2nd
	Colin Miller, C.....	2nd
	Cody Wilson, WR.....	2nd
	Jahleel Addae, DB.....	3rd
	Vince Agnew, DB.....	3rd
	Sean Murnane, DL.....	3rd
	Cody Wilson, PR.....	3rd

2011	Jahleel Addae, DB.....	1st
	David Blackburn, TE.....	2nd
	Eric Fisher, OL.....	3rd
	Cody Wilson, WR.....	3rd
	Titus Davis, WR.....	3rd
2012	Eric Fisher, OL.....	1st
	Jahleel Addae, DB.....	2nd
	Titus Davis, WR.....	2nd
	Zurlon Tipton, RB.....	2nd
	Cody Wilson, WR.....	3rd
2013	Titus Davis, WR.....	1st
	Andy Phillips, OL.....	2nd
	Shamari Benton, LB.....	3rd
	Justin Cherocci, LB.....	3rd
2014	Nick Beamish, OL.....	1st
	Justin Cherocci, LB.....	1st
	Titus Davis, WR.....	1st
	Andy Phillips, OL.....	1st
	Leterrius Walton, DL.....	1st
	Thomas Rawls, RB.....	2nd
	Tony Annese, DB.....	3rd
	Joe Ostman, DL.....	3rd
2015	Nick Beamish, OL.....	1st
	Brian Eavey, K.....	2nd
	Kavon Frazier, DB.....	2nd
	Ben McCord, TE.....	2nd
	Cooper Rush, QB.....	2nd
	Blake Serpa, DL.....	2nd
	Ramadan Ahmeti, OL.....	3rd
	Jesse Kroll, WR.....	3rd
2016	Malik Fountain, LB.....	1st
	Amari Coleman, DB.....	1st
	Corey Willis, WR.....	2nd
	Joe Ostman, DE.....	2nd
	Cooper Rush, QB.....	3rd
	Josh Cox, DB.....	3rd
2017	Amari Coleman, DB.....	1st
	Joe Ostman, DL.....	1st
	Corey Willis, WR.....	2nd
	Jonathan Ward, RB.....	2nd
	Malik Fountain, LB.....	2nd
	Josh Cox, DB.....	2nd
	JP Quinn, OL.....	3rd
	Tyler Conklin, TE.....	3rd
	Mark Chapman, WR.....	3rd
2018	Sean Bunting, DB.....	1st
	Xavier Crawford, DB.....	1st
	Mike Danna, DL.....	1st
	Malik Fountain, LB.....	1st
	Ryan Tice, K.....	2nd
	Nate Brisson-Fast, DL.....	3rd

Academic All-MAC

Year	Name	Position
1973	Tom Ray.....	DB
1974	Tom Ray.....	DB
	Mike Francowiak.....	QB
	John Wunderlich.....	DL
1975	Ed Rykalski.....	DB
	John Kloc.....	DT
	John Wunderlich.....	DL
1976	John Kloc.....	DT
	John Wunderlich.....	DL
1977	Bryan Gross.....	LB
	Larry Hall.....	DE
1978	Mike Ball.....	WR
	Bob Miller.....	DE

	Mark Sankovitch.....	LB
1979	Mike Ball.....	WR
	William White.....	DT
	Mark Sankovitch.....	LB
1980	Bret Hyble.....	LB
1981	Bret Hyble.....	LB
1982	Dale Bennis.....	LB
	Mike Mills.....	DT
	Mike Fitzsimmons.....	DE
1983	Dale Bennis.....	LB
	Mike Mills.....	DT
	Kevin Egnatuk.....	LB
	John DeBoer.....	WR
	Ted Hollern.....	SB
1984	John DeBoer.....	WR
	Ted Hollern.....	SB
	Steve Sklenar.....	OLB
	Bob Stebbins.....	TE
1985	Mike Bruns.....	LB
	Ben Castle.....	DT
	John DeBoer.....	WR
	Kevin Egnatuk.....	LB
	Brian McPherson.....	P
	Steve Sklenar.....	OLB
	Bob Stebbins.....	TE
1986	Mike Bruns.....	LB
	Joe Sklenar.....	OLB
	Chris Wise.....	LB
	John Rathje.....	DB
	Bob Stebbins.....	TE
1987	Pat Chatterton.....	DL
	Bob Stebbins.....	TE
	Chris Wise.....	LB
1988	Jeff Bender.....	QB
1989	Jeff Bender.....	QB
	John Keenoy.....	OT
	Ralph Newland.....	C
	Mark Hopkins.....	TE
	Kevin Nicholl.....	PK
1990	Jeff Bender.....	QB
	Joe Connolly.....	FB
	Chris Thompson.....	OLB
1991	Bob Kench.....	SE
	Jeff Bender.....	QB
	Dennis Nicholl.....	P
1993	Craig Fischer.....	P
1994	Andy Korytkowski.....	WR
	Matt Nastally.....	OG
	Tom Creguer.....	DB
	Chris List.....	DT
1995	Carl Barth.....	MG
	Brad Blasy.....	PK
	Gary Glowacki.....	OT
	Daryl Montie.....	SS
	Scott Rehberg.....	OT
	Derek van der Merwe.....	OG
1996	Gary Glowacki.....	OT
	Chris Parmele.....	FB
	Scott Rehberg.....	OT
	Bryan Schorman.....	SE
1997	Rollie Ferris.....	OG
	Jason Meyer.....	FB

Academic All-MAC (cont.)

	Daryl Montie.....	SS
	Bryan Schorman.....	SE
1998	Joe Danna.....	WR
	Jason Meyer.....	FB
	Eric Page.....	OT
	C.J. Remmo.....	OT
	Bryan Schorman.....	SE
2001	Brian Brandt.....	P
	Matt Brayton.....	OT
	Paul Brieger.....	OG
	Kyle Croskey.....	OG
	Tedaro France.....	CB
	Anders Hill.....	C
	Adam Kieft.....	OT
	Derek McLaughlin.....	OG
	Rob Turner.....	WR
	Matt Wohlgemuth.....	DE
2002	Kyle Croskey.....	OG
	Derek McLaughlin.....	OG
	Rob Turner.....	WR
	Matt Wohlgemuth.....	DE
2003	Brian Brandt.....	P
	Derek McLaughlin.....	OG
	Matt Wohlgemuth.....	DT
2004	Dan Bazuin.....	DE
	David Kurzen.....	TE
2005	Dan Bazuin.....	DE
	Red Keith.....	LB
	Tony Mikulec.....	P
	Eric Tunney.....	OG
2006	Dan Bazuin.....	DE
	Brian Brunner.....	QB
	Red Keith.....	LB
	Doug Kress.....	LB
	Dan LeFevour.....	QB
	Tony Mikulec.....	P
	Eric Tunney.....	OG
2007	Bryan Anderson.....	WR
	Andrew Hartline.....	OT
	Red Keith.....	LB
	Dan LeFevour.....	QB
	Eric Tunney.....	OG
	Frank Zombo.....	DE
2008	Bryan Anderson.....	WR
	Matt Berning.....	LB
	Brian Brunner.....	QB
	Eric Fraser.....	DB
	Andrew Hartline.....	OT
	Dan LeFevour.....	QB
	Frank Zombo.....	DE
2009	Bryan Anderson.....	WR
	Matt Berning.....	LB
	Eric Fraser.....	DB
	Dan LeFevour.....	QB
	Sean Murnane.....	DL
	Allen Ollenburger.....	OL
	Frank Zombo.....	DE
2010	Matt Berning.....	LB
	Sean Murnane.....	DL
	Mike Petrucci.....	LB
	Cody Wilson.....	WR
2011	Brian Bennyhoff.....	LS
	Mike Petrucci.....	LB

	Ryan Radcliff.....	QB
	Cody Wilson.....	WR
2012	Richie Hogan.....	P
	Ryan Radcliff.....	QB
	A.J. Westendorp.....	TE
	Cody Wilson.....	WR
2013	Connor Collins.....	OL
	Richie Hogan.....	P
	Connor Odykirk.....	TE
	Cooper Rush.....	QB
2014	Joe Bacci.....	FB
	Jarret Chapman.....	DB
	Mark Chapman.....	WR
	Ron Coluzzi.....	P
	Josh Cox.....	DB
	Jabari Dean.....	DL
	Kavon Frazier.....	DB
	Chris Kantzavelos.....	DL
	Mike Kinville.....	TE
	Jesse Kroll.....	WR
	Joe Ostman.....	DL
	Jeff Perry.....	LB
	Anthony Rice.....	WR
	Cooper Rush.....	QB
2015	Joe Bacci.....	FB
	Nick Beamish.....	OL
	Mark Chapman.....	WR
	Winslow Chapman.....	DB
	Ron Coluzzi.....	P
	Josh Cox.....	DB
	Jabari Dean.....	DL
	Austin Doan.....	OL
	Jesse Kroll.....	WR
	Alex Neering.....	DL
	Jeff Perry.....	LB
	Anthony Rice.....	WR
	Kenny Rogers.....	OL
	Cooper Rush.....	QB
	Mitch Stanitzek.....	DL
	Trevor Thomas.....	FB
	Mike Zenk.....	LS
2016	Joe Bacci.....	FB
	Mark Chapman.....	WR
	Winslow Chapman.....	DB
	Brandon Childress.....	WR
	Josh Cox.....	DB
	Jabari Dean.....	DL
	Austin Doan.....	OL
	Luke Idoni.....	LS
	Cooper Mojsiejenko.....	P
	Joe Ostman.....	DL
	Jeff Perry.....	LB
	Anthony Rice.....	WR
	Cooper Rush.....	QB
	Devon Spalding.....	RB
	Trevor Thomas.....	RB
2017	Mark Chapman.....	WR
	Zach Crouch.....	TE
	Austin Doan.....	OL
	Derek Edwards.....	OL
	Luke Idoni.....	LS
	Kaden Keon.....	K/P
	Oakley Lavalli.....	FB
	Zach Oakley.....	DB

	Joe Ostman.....	DL
	Jeff Perry.....	LB
	Derek Smith.....	OL
	Mitch Stanitzek.....	DL
	Clayton Walderzak.....	OL
2018	Brandon Childress.....	WR
	Nick Follmer.....	OL
	Luke Idoni.....	LS
	Kaden Keon.....	K
	Oakley Lavalli.....	FB
	Derek Smith.....	OL
	Devon Spalding.....	WR
	Mitch Stanitzek.....	DL
	Robi Stuart.....	DL
	Clay Walderzak.....	OL

Distinguished Scholar-Athletes

Year	Name.....	Position
2014	Ron Coluzzi.....	P
	Mike Kinville.....	TE
	Jesse Kroll.....	WR
	Joe Ostman.....	DL
	Cooper Rush.....	QB
2015	Nick Beamish.....	OL
	Mark Chapman.....	WR
	Jesse Kroll.....	WR
	Jeff Perry.....	LB
	Cooper Rush.....	QB
2016	Austin Doan.....	OL
	Luke Idoni.....	LS
	Joe Ostman.....	DL
	Cooper Rush.....	QB
2017	Joe Ostman.....	DL
	Luke Idoni.....	LS
2018	Luke Idoni.....	LS
	Mitch Stanitzek.....	DL

(Through 1998, Academic All-MAC was voted on by faculty reps. There were no teams chosen in 1999-00. The team was reinstated in 2001 with the criteria of a 3.25 GPA and participation in at least 50 percent of the games. Faculty reps resumed voting on the teams in 2002 until 2013. In 2014, any student-athlete who met the criteria earned the honor while the FARs started the Distinguished Scholar Athletes award. That award is voted on by the FARs.)

Herb Deromedi Most Valuable Player

Year	Player.....	Position	Year	Player.....	Position
1952	Loren Dietrich.....	G	1988	George Ricumstrict.....	LB
1953	Chuck Miller.....	HB	1989	Donnie Riley.....	TB
1954	Dick Kackmeister.....	C	1990	Jeff Bender.....	QB
1955	Bernie Raterink.....	HB	1991	Billy Smith.....	TB
1956	Oliver Porter.....	T	1992	Joe Youngblood.....	QB
1957	Gordon Rinquist.....	G	1993	Joe Youngblood.....	QB
1958	Walt Beach.....	HB	1994	Brian Pruitt.....	TB
1959	Walt Beach.....	HB	1995	Cory Gildersleeve.....	LB
1960	Bob Fisher.....	HB	1996	Chad Darnell.....	QB
1961	Jim Hasse.....	G	1997	Rollie Ferris.....	OG
1962	Ralph Sofferding.....	OG	1998	Eric Flowers.....	TB
	Larry Moore.....	HB	1999	Joe Adam.....	DT
1963	Chuck Koons.....	HB	2000	Brian Leigeb.....	DB
1964	Bruce Wyman.....	HB	2001	Terrence Jackson.....	HB
1965	Pat Boyd.....	QB	2002	Robbie Mixon.....	HB
1966	Paul Verska.....	OG	2003	James King.....	DB
1967	Wally Hempton.....	FB	2004	Jerry Seymour.....	TB
1968	Craig Tefft.....	TB	2005	Kent Smith (Offense).....	QB
1969	Dave Farris.....	TE		Daniel Bazuin (Defense).....	DE
1970	Jesse Lakes.....	TB		Ronnie Jackson (Special teams).....	CB
1971	Jesse Lakes.....	TB	2006	Dan LeFevour (Offense).....	QB
1972	Chuck Markey.....	TB		Dan Bazuin (Defense).....	DE
1973	Jim Sandy.....	UB	2007	Dan LeFevour (Offense).....	QB
1974	Mike Franckowiak.....	QB		Red Keith (Defense).....	LB
1975	Wes Gamble.....	C	2008	Antonio Brown (Offense).....	WR
1976	John Kloc.....	OG		Nick Bellore (Defense).....	LB
	John Wunderlich.....	DT		Antonio Brown (Special Teams).....	KR/PR
1977	Mose Rison.....	TB	2009	Dan LeFevour (MVP).....	QB
1978	Bryan Gross.....	LB		Dan LeFevour (Offense).....	QB
1979	Gary Hogeboom.....	QB		Nick Bellore (Defense).....	LB
1980	Chuck Stiver.....	DT		Antonio Brown (Special Teams).....	KR/PR
1981	Reggie Mitchell.....	TB	2010	Cody Wilson.....	WR
1982	Ray Bentley.....	LB	2011	Ryan Radcliff.....	QB
1983	Chris McKay.....	OG	2012	Zurlon Tipton.....	RB
1984	Curtis Adams.....	TB	2013	Titus Davis.....	WR
	Pat Brackett.....	DT	2014	Titus Davis.....	WR
1985	Carl Kloosterman.....	CB	2015	Cooper Rush.....	QB
	Steve Sklenar.....	LB	2016	Cooper Rush.....	QB
1986	Rick Poljan.....	OG	2017	Corey Willis.....	WR
1987	Eric Reed.....	WR	2018	Mike Danna.....	DL

Chippewas in All-Star Games

Senior Bowl

1956.....	Jim Podoley
1981.....	Mike Hirn
1984.....	Jim Bowman
1998.....	Jon McCall
2007.....	Joe Staley
2010.....	Dan LeFevour
2013.....	Eric Fisher
2018.....	Tyler Conklin

East-West Shrine Game

1974.....	Mike Franckowiak
1986.....	Brian Williams
1995.....	Brian Pruitt
1996.....	Scott Rehberg
2007.....	Dan Bazuin
2011.....	Nick Bellore
2013.....	Jahleel Addae
2015.....	Titus Davis
2015.....	Leterrius Walton
2016.....	Cooper Rush
2018.....	Joe Ostman

All-American Bowl

1976.....	John Neuman
-----------	-------------

Blue-Gray Game

1957.....	Jim Podoley
1987.....	Phil Zielinski
1992.....	Lamar Sally
1998.....	Jon McCall

King Classic

1989.....	Kevin Nicholl
-----------	---------------

Coaches' All-American Game

1975.....	Mike Franckowiak
-----------	------------------

Hula Bowl

1995.....	Brian Pruitt
1996.....	Scott Rehberg
1998.....	Mike Cipa
2005.....	Adam Keift
2005.....	Eric Ghiaciuc

NFLPA Collegiate Bowl

2018.....	Amari Coleman
2018.....	Tyler Conklin

College All-Star Game

1960.....	Walt Beach
2013.....	Zurlon Tipton

Villages Gridiron Classic

2005.....	James King
-----------	------------

Magnolia Gridiron All-Star Classic

2006.....	Jeff Jenerou
-----------	--------------

Las Vegas All-American Classic

2006.....	Kent Smith
-----------	------------

Inta Juice North-South Classic

2007.....	Drew Mormino
-----------	--------------

Texas vs. the Nation

2009.....	Andrew Hartline
-----------	-----------------

Eastham Energy College

All-Star Game

2011.....	Colin Miller
-----------	--------------

College Gridiron Showcase

2017.....	Tony Annese
-----------	-------------

IIAC HONOREES

CMU competed in the Interstate Intercollegiate Athletic Conference from 1950-69. Fellow members of the IIAC were Eastern Illinois, Western Illinois, Southern Illinois, Northern Illinois, Illinois State and Eastern Michigan. Below is a list of CMU's All-IIAC first team selections.

Year	Player	Position	Year	Player	Position	Year	Player	Position
1950	Andy MacDonald.....	QB	1961	Jim Hasse	G	1968	Bucky Colton	DE
	John Partenio.....	E		Bill Johnson	DE		Fred Ferguson.....	G
	Jim Schultz.....	T	1962	George Alward	DT		Steve Lockman	LB
1951	Dave Clark	HB		Dick Moffit.....	QB		Bob Markey.....	DB
	Loren Dietrich	G		Larry Moore	HB		Mike Post	T
	Dick Flewelling.....	HB		Ralph Soffredine	DG		Ralph Sarnowski	OT
	Andy MacDonald.....	QB		Uwe Wiese.....	DT		Craig Tefft	HB
	Jim Schultz.....	T	1963	Ken Bickel	OG	1969	Ralph Burde.....	DT
	Tom Weede	G		Frank Goldberg	LB		Dave Farris.....	E
1952	Bill Banaszak.....	C		Tom Lang	OT		Fred Ferguson.....	G
	Ken Barron	T		Larry Moore	HB		Tom Hahnenberg	LB
	Dave Clark	HB	1964	Ken Bickel	OG		Jesse Lakes.....	HB
	Loren Dietrich	G		Jamie Gent.....	HB		Bump Lardie.....	LB
	Bill Doser.....	HB		Frank Goldberg	LB		Bob Markey.....	DB
	Vern Hawes.....	FB		Bruce Wyman.....	HB		Mike Post	T
	Marty Klokiz.....	G	1965	Jim Acitelli	HB		Jim Prisk.....	T
	Chuck Miller.....	HB		Wally Hempton	HB		*IIAC MVP	
1953	*Chuck Miller	HB		Don Krueger.....	HB			
	Ken Barron	T		Norb Miller.....	T			
	Jack Clary.....	G		John Plec	T			
	Dick Kackmeister	C		Lyle Spalding.....	OG-DE			
1954	Ray Figg	G		Tom Stoops.....	C			
	Dick Kackmeister	C		Paul Verska.....	DG			
	Jim Podoley	HB	1966	Chuck Barker	DG			
	LaVerne Wolf.....	HB		Bob Foldesi	HB			
1955	*Bernie Raterink.....	HB		Greg Hoefler.....	E			
	Ray Figg	G		Don Krueger.....	HB			
	Dick Kackmeister	C		Mark Maksimovicz	DE			
	Jarv Walz	E		Bob Miles	QB			
1956	Tim Burdon	E		Mike Pintek	T			
	Herb Kipke	QB		Bob Rosso.....	HB			
	Bob McNamara.....	FB		Bill Sinkule.....	DT			
	Jim Podoley	HB		Paul Verska.....	G			
	Oliver Porter	T	1967	Chuck Barker	HB			
1957	Walt Beach	HB		Bruce Cameron.....	HB			
	Gordon Rinquist.....	G		Bucky Colton	DE			
	Theo Winieckie	FB		Wally Hempton	HB			
1958	*Walt Beach	HB		Greg Hoefler.....	E			
	Don Beemer	DE		Mark Maksimovicz	DE			
	Al Bernardi	DB		Al McNeal	G			
	Gene Knoblach.....	DT		Ralph Sarnowski	T			
	Jerry Sieracki	G		Raleigh Smith.....	T			
1960	Frank Gawkowski.....	DB		Craig Tefft	HB			
	Jerry O'Neil	DB						

Football Players in the CMU Hall of Fame

Name.....	Year Inducted	Name.....	Year Inducted
Ron Finch.....	1984	Charles Markey.....	2003
Jim Podoley.....	1984	John DeBoer.....	2004
Walter Beach.....	1985	1974 National Title Team...	2004
Lyle Bennett.....	1985	Brian Pruitt.....	2005
Jack Cline.....	1985	Bernie Raterink.....	2006
Bill Kelly.....	1985	Brock Gutierrez.....	2007
Bourke Lodewyk.....	1985	Billy Smith.....	2008
Carlo Barberi.....	1986	Reggie Allen.....	2011
Mike Franckowiak.....	1986	John Wunderlich.....	2013
Harold Kaczynski.....	1986	Scott Rehberg.....	2014
Chet Stackhouse.....	1986	Matt Means.....	2015
Lawrence Sweeney.....	1986	Al Bernardi.....	2016
Howard Elzinga.....	1987	Dan Bazuin.....	2017
Roy Kramer.....	1987	Red Keith.....	2018
Ted Kjolhede.....	1988	1979 Team.....	2019
Jesse Lakes.....	1988		
Ken Loop.....	1988		
Gary Hogeboom.....	1989		
Dick Kackmeister.....	1989		
Robert Jackson.....	1990		
George Lauer.....	1990		
Wallace Parker.....	1991		
Andy MacDonald.....	1992		
Charles Tambling.....	1992		
Warren Schmakel.....	1993		
Leo Wisneski.....	1993		
Ray Bentley.....	1994		
Rick Newsome.....	1994		
Curtis Adams.....	1995		
Jim Bowman.....	1998		
Pat Boyd.....	1999		
George Hackett.....	1999		
Herb Deromedi.....	2000		
Jim Hasse.....	2000		
Ralph Soffredine.....	2001		
Jeff Bender.....	2002		

Kurt Dobronski Award

Kurt Dobronski, twice an All-MAC outside linebacker for the Chippewas from 1978-81, died in the crash of Northwest Airlines Flight 255 in Detroit in August 1987 at age 28. The Dobronski Award is given annually by senior players to the Central Michigan University senior who demonstrates great effort, intensity and appreciation for the CMU football program.

Name.....	Year
Chris Wise.....	1987
George Ricumstrict.....	1988
Dave Delekta.....	1989
Joe Connolly.....	1990
Billy Smith.....	1991
Gary Rakan.....	1992
Tim Wojcik.....	1993
Brandon Bruce.....	1994
Brock Gutierrez.....	1995
John Blackstock.....	1996
Bubba Hester.....	1996
Gary Glowacki.....	1997
C.J. Remmo.....	1998
Joe Danna.....	1998
Eric Flowers.....	1999
Pete Shepherd.....	2000
Brian Leigeb.....	2001
Matt Brayton.....	2001
Kyle Croskey.....	2002
Derek McLaughlin.....	2003
James King.....	2004
Justin Harper.....	2005
Dan Bazuin.....	2006
Ike Brown.....	2007
Casey Droscha.....	2008
Dan LeFevour.....	2009
Matt Berning.....	2010
Mike Petrucci.....	2011
Cody Wilson.....	2012
Shamari Benton.....	2013
Adam Fenton.....	2013
Kevin King.....	2014
Tim Hamilton.....	2015
John Bonamego.....	2015
Colton Odykirk.....	2016
Joe Ostman.....	2017
Mitch Stanitzek.....	2018

Jim Podoley

No. 62 • 1953-56

Jim Podoley's No. 62 is the only number retired in Central Michigan University football history.

He is the only player to be named an All-American five times and still holds two CMU records. His 51 career touchdowns is still the high-water mark, as is his 29.0 punt return average in the 1956 season.

Podoley's 51 touchdowns broke a then 50-year-old record for most touchdowns scored by a Michigan athlete. He scored six of those 51 in his final game as a Chippewa.

His 2,775 yards and 7.9 yards per carry helped the Chippewas to a .865 winning percentage (32-4-1) in his time at CMU. He left CMU as the school's all-time leading rusher and ranked in the top 10 on CMU's all-time rushing yardage list until 2008.

The Mount Morris native played five years in the NFL, all with the Washington Redskins. He was drafted in the fourth round by the Pittsburgh Steelers and then immediately traded to the Redskins.

Naturally, Podoley also excelled on the track. He averaged 21.4 points per meet over four years, was named team MVP all four seasons and held five different track records at one time. He excelled in the 100-yard dash, 220-yard dash, high hurdles, low hurdles and the broad jump.

He graduated from Otisville High School and afterward spent a year and a half working for the Pontiac Motor Co. and helping his widowed mother operate their 80-acre farm. He continued to help out on the farm throughout his years at CMU. He came to CMU unheralded and practically an unknown.

Podoley was inducted into the CMU Athletic Hall of Fame in 1984. He also is a member of the Flint Sports Hall of Fame.



Herb Deromedi

2008 College Football Hall of Fame Inductee

Longtime head coach and director of athletics Herb Deromedi was elected to the College Football Hall of Fame in 2007. He was formally enshrined in the hall in July 2008.

Deromedi is the first representative of CMU to be elected to the College Football Hall of Fame and the second head coach to be recognized primarily for his work in the Mid-American Conference (Doyt Perry, Bowling Green).

Deromedi (110-55-10 overall) is the winningest coach in CMU and MAC history. His 90 MAC wins are a conference record. He guided the Chippewas to three MAC titles during his 16-year tenure and twice was named MAC Coach of the Year. When he left CMU's sideline, Deromedi ranked 15th nationally in winning percentage (.657) among active coaches.

Deromedi joined Roy Kramer's staff at CMU as an assistant in 1967. He was promoted to defensive coordinator in 1969, a position he held when the Chippewas won the NCAA Division II national championship in 1974.

Deromedi succeeded Kramer as head coach in 1978, becoming the 16th head football coach in school history. He served as head coach from 1978-93, leading the Chippewas to MAC titles in 1979, 1980 and 1990. He was named MAC Coach of the Year in 1980 and 1990 and is the only coach to win a MAC title in three different decades.



Two of the most significant wins in school history came with Deromedi on the sideline. He oversaw CMU's 20-3 win at No. 18 Michigan State in 1991, then returned to East Lansing and led the Chippewas to a 24-20 win over the Spartans in 1992.

A total of 71 Chippewas earned All-MAC first team honors under Deromedi, including future NFL players Curtis Adams, Ray Bentley, Jim Bowman, Brock Gutierrez, Gary Hogeboom, Robert Jackson and Scott Rehberg.

Deromedi served on the NCAA Football Rules Committee (chair in 2003), the Michigan Chapter of the National Football Foundation, the NCAA Division I Strategic Planning Cabinet and the NCAA Football Issues Committee. In 2016, he was named to the NCAA College Football Playoff Selection Committee.

He is a member of the Royal Oak High School Hall of Fame, the Central Michigan University Marcy Weston Hall of Fame and the Michigan Sports Hall of Fame.

Deromedi's 10 years as director of athletics at CMU were highlighted by an extensive upgrade of the athletic facilities. CMU won 34 MAC championships during his tenure and claimed the MAC Institutional Academic Achievement Award eight times in a nine-year span.



YEAR-BY-YEAR RECORDS

Year	G	W	L	T	Coach
1896	4	3	1	0	Pete McCormick
1897	3	2	1	0	Carl Pray
1898	3	1	2	0	Carl Pray
1899	5	3	2	0	Carl Pray
1900	1	1	0	0	Unknown
1901		(no team)			
1902	4	4	0	0	Charles Tambling
1903	6	6	0	0	Charles Tambling
1904	1	0	1	0	Charles Tambling
1905	8	7	1	0	Charles Tambling
1906		(no team)			
1907	6	2	4	0	Ralph Thacker
1908	7	4	3	0	Hugh Sutherland
1909	7	4	3	0	Harry Helmer
1910	8	6	1	1	Harry Helmer
1911	5	3	2	0	Harry Helmer
1912	3	1	1	1	Harry Helmer
1913-15		(no team)			
1916	6	1	5	0	Blake Miller
1917	3	1	2	0	Fred Johnson
1918	1	1	0	0	Charles Tambling
1919	7	2	2	3	Garland Nevitt
1920	8	4	3	1	Joe Simmons
1921	10	7	2	1	Wallace Parker
1922	8	6	0	2	Wallace Parker
1923	8	5	1	2	Wallace Parker
1924	8	7	1	0	Lester Barnard
1925	8	4	1	3	Lester Barnard
1926	8	3	4	1	Wallace Parker
1927	8	7	1	0	Wallace Parker
1928	9	6	3	0	Wallace Parker
1929	7	2	3	2	A.J. Nowak
1930	8	5	3	0	A.J. Nowak
1931	7	4	3	0	George Van Bibber
1932	8	3	4	1	George Van Bibber
1933	8	5	2	1	George Van Bibber
1934	8	5	3	0	Alex Yunevich
1935	7	1	6	0	Alex Yunevich
1936	8	3	4	1	Alex Yunevich
1937	8	6	2	0	Ron Finch
1938	8	7	1	0	Ron Finch
1939	8	7	1	0	Ron Finch
1940	8	4	3	1	Ron Finch
1941	7	4	3	0	Ron Finch
1942	6	6	0	0	Ron Finch
1943	5	2	3	0	Ron Finch
1944	7	5	2	0	Ron Finch
1945	7	6	1	0	Ron Finch
1946	8	6	2	0	Ron Finch
1947	8	2	5	1	Lyle Bennett
1948	9	3	6	0	Lyle Bennett
1949	7	3	4	0	Lyle Bennett
1950	10	6	4	0	Warren Schmakel
1951	8	5	3	0	Bill Kelly
1952	9	7	2	0	Bill Kelly
1953	9	7	1	1	Bill Kelly
1954	10	8	2	0	Bill Kelly
1955	9	8	1	0	Bill Kelly
1956	9	9	0	0	Bill Kelly
1957	10	4	6	0	Bill Kelly
1958	10	7	3	0	Bill Kelly
1959	10	7	3	0	Bill Kelly

Year	G	W	L	T	Coach
1960	8	3	5	0	Bill Kelly
1961	10	2	8	0	Bill Kelly
1962	10	6	4	0	Bill Kelly
1963	10	4	5	1	Bill Kelly
1964	9	4	5	0	Bill Kelly
1965	10	5	5	0	Bill Kelly
1966	10	5	5	0	Bill Kelly
1967	10	8	2	0	Roy Kramer
1968	9	7	2	0	Roy Kramer
1969	10	7	3	0	Roy Kramer
1970	10	7	3	0	Roy Kramer
1971	10	5	5	0	Roy Kramer
1972	11	5	5	1	Roy Kramer
1973	11	7	4	0	Roy Kramer
1974	13	12	1	0	Roy Kramer
1975	11	8	2	1	Roy Kramer
1976	11	7	4	0	Roy Kramer
1977	11	10	1	0	Roy Kramer
1978	11	9	2	0	Herb Deromedi
1979	11	10	0	1	Herb Deromedi
1980	11	9	2	0	Herb Deromedi
1981	11	7	4	0	Herb Deromedi
1982	11	6	4	1	Herb Deromedi
1983	11	8	3	0	Herb Deromedi
1984	11	8	2	1	Herb Deromedi
1985	10	7	3	0	Herb Deromedi
1986	10	5	5	0	Herb Deromedi
1987	11	5	5	1	Herb Deromedi
1988	11	7	4	0	Herb Deromedi
1989	11	5	5	1	Herb Deromedi
1990	12	8	3	1	Herb Deromedi
1991	11	6	1	4	Herb Deromedi
1992	11	5	6	0	Herb Deromedi
1993	11	5	6	0	Herb Deromedi
1994	12	9	3	0	Dick Flynn
1995	11	4	7	0	Dick Flynn
1996	11	5	6	0	Dick Flynn
1997	11	2	9	0	Dick Flynn
1998	11	6	5	0	Dick Flynn
1999	11	4	7	0	Dick Flynn
2000	11	2	9	0	Mike DeBord
2001	11	3	8	0	Mike DeBord
2002	12	4	8	0	Mike DeBord
2003	12	3	9	0	Mike DeBord
2004	11	4	7	0	Brian Kelly
2005	11	6	5	0	Brian Kelly
2006	14	10	4	0	Brian Kelly/Jeff Quinn
2007	14	8	6	0	Butch Jones
2008	13	8	5	0	Butch Jones
2009	14	12	2	0	Butch Jones/Steve Stripling
2010	12	3	9	0	Dan Enos
2011	12	3	9	0	Dan Enos
2012	13	7	6	0	Dan Enos
2013	12	6	6	0	Dan Enos
2014	13	7	6	0	Dan Enos
2015	13	7	6	0	John Bonamego
2016	13	6	7	0	John Bonamego
2017	13	8	5	0	John Bonamego
2018	12	1	11	0	John Bonamego
Totals	1,076	618	422	36	(.591 win %)



Opponents	W	L	T	Began
Adrian	2	1	0	1921
Akron	16	10	1	1969
Albany	0	0	0	2019
Albion	1	3	1	1923
Alcorn State	2	1	0	1977
Alma College	18	12	1	1897
Alma H.S.	1	1	0	1896
American Legion	1	0	0	1921
Arizona	0	1	0	2009
Arkansas State	0	1	0	1981
Army	2	0	0	2005
Assumption (Ont.)	3	0	0	1924
Baldwin-Wallace	0	1	0	1936
Ball State	25	25	1	1939
Battle Creek College	0	0	1	1926
Bay City H.S.	2	0	0	1896
Bay City Western H.S.	2	1	0	1916
Bay City JC	1	0	0	1923
Bluffton	1	0	0	1938
Boise State	3	2	0	1974
Bolling AFB	0	1	0	1959
Boston College	0	4	0	2002
Bowling Green¹	18	23	0	1924
Bradley ²	3	3	0	1940
Buffalo	7	2	0	1999
Cadillac H.S.	2	0	0	1899
Carrollton Ath. Club	1	0	0	1925
Central Florida	0	1	0	2003
Central State (Ohio)	2	0	0	1967
Chattanooga	1	0	0	2014
Cincinnati	1	0	0	1990
Clare H.S.	1	0	0	1903
Clemson	0	1	0	2007
Dayton	2	0	0	1973
Defiance	1	0	0	1932
Delaware	1	0	0	1974
DePauw	1	0	0	1950
DeSales (Ohio)	2	0	0	1940
Detroit	1	5	0	1933
Detroit "B"	1	0	0	1930
Detroit Frosh	0	0	1	1925
Detroit Tech	2	1	0	1928
Drake	1	0	0	1959
East Carolina	1	2	0	1982
Eastern Illinois	22	2	0	1951
Eastern Kentucky	7	1	0	1939
Eastern Michigan³	60	30	6	1902
Elsie Giants	4	0	0	1903
Ferris State ⁴	28	5	0	1899
Flint MSD	3	1	0	1907
Florida	0	1	0	1997
Florida Atlantic	0	1	0	2008
Georgia	0	1	0	2008
Grand Rapids JC	2	0	2	1919
G. Rapids Union H.S.	2	1	0	1941
Great Lakes Naval Acad.	1	2	0	1946
Hampton	1	0	0	2010
Hillsdale	8	9	1	1903
Hofstra	2	0	0	1970
Hope	2	0	0	1920
Idaho	2	0	0	1986
Illinois State ⁵	26	4	0	1950

Indiana	1	3	0	2002
Indiana State ⁶	9	0	0	1944
Iowa	1	2	0	1994
Ithaca H.S.	2	0	0	1897
Kalamazoo	4	0	0	1905
Kansas	1	3	0	2007
Kent State	24	11	0	1948
Kentucky	0	7	0	1983
Lawrence Tech	1	0	0	1938
Louisiana Tech	1	2	0	1974
Louisville	0	2	0	1957
Maine	0	0	0	2018
Marion H.S.	1	0	0	1902
Marshall	2	4	0	1975
Massachusetts	2	0	0	2012
McBain H.S.	1	0	0	1902
Miami (Fla.)	0	0	0	2019
Miami (Ohio)	13	14	1	1978
Michigan	0	4	0	1931
Michigan "B"	3	0	2	1929
Mich. Military Acad.	1	0	0	1922
Michigan State	3	8	0	1991
Michigan State Frosh	0	6	1	1909
Michigan Tech	2	0	0	1932
Middle Tennessee St.	1	0	0	2006
Midland Athletic Club	1	0	0	1905
Minnesota	0	2	0	1987
Monmouth	1	0	0	2015
Montana State	1	0	0	1988
Morehead State	1	0	0	1967
Mount Pleasant H.S.	2	2	0	1898
Mt. Pleasant Indians	3	0	0	1898
Navy	0	3	0	2003
New Hampshire	2	0	0	2003
New Mexico State	0	0	0	2019
North Carolina State	0	2	0	2011
North Dakota State	0	1	0	2007
Northern Illinois	29	24	1	1939
Northern Iowa ⁷	4	0	0	1953
Northern Michigan ⁸	26	12	1	1922
Northwestern	0	1	0	2010
Northwestern State (La.)	2	0	0	1979
Ohio	25	5	2	1972
Ohio Wesleyan	0	1	0	1946
Oklahoma State	1	1	0	2015
Olivet	4	0	0	1920
Pacific	1	1	0	1981
Penn State	0	1	0	2005
Pittsburg State (Kan.) ⁹	1	0	0	1955
Presbyterian	1	0	0	2016
Purdue	1	5	0	1999
Purdue "B"	0	1	0	1932
Rhode Island	1	0	0	2017
Saginaw All-Stars	0	1	0	1899
Saginaw H.S.	1	0	0	1896
Sag. Arthur Hill H.S.	1	0	0	1909
Saginaw East H.S.	0	1	1	1916
Sam Houston State	1	0	0	2002
San Jose State	1	1	0	1979
St. Ambrose (La.)	1	0	0	1952
St. Ignatius H.S.	0	0	1	1922
St. Johns H.S.	1	0	0	1899
St. Mary's (Mich.)	4	0	0	1933

South Carolina State	1	0	0	2011
Southeast Missouri State	2	0	0	2004
Southern Illinois	7	7	0	1951
Southwestern Louisiana	1	1	0	1989
Syracuse	0	4	0	1999
Temple	2	1	0	2006
Toledo	18	26	3	1928
Traverse City H.S.	1	0	0	1918
Troy	1	0	0	2009
Tulsa	1	2	0	1986
UNLV	2	3	0	1993
Valparaiso	3	0	0	1924
Virginia	0	2	0	1996
Virginia Tech	0	1	0	2010
Wayne State ¹⁰	18	7	4	1919
Weber State	1	0	0	1995
West Branch H.S.	5	0	0	1908
Western Kentucky	1	0	0	2012
Western Illinois	12	15	0	1950
Western Michigan	39	49	2	1905
Wisconsin	0	0	0	2019
Wis.-Whitewater ¹¹	1	2	0	1964
Wis.-Milwaukee ¹²	6	1	0	1947
Wyoming	1	2	0	2000
Youngstown State ¹³	5	7	2	1947

2019 Opponents in Bold

¹ Record includes two games when Bowling Green was known as Ohio State Normal; CMU was 1-1 vs. Ohio State Normal.

² Record includes one game when Bradley was known as Bradley Tech; CMU was 0-1 vs. Bradley Tech.

³ Record includes 41 games when Eastern Michigan was known as Michigan State Normal; CMU was 23-14-4 vs. Michigan State Normal.

⁴ Record includes 29 games when Ferris State was known as Ferris Institute; CMU was 24-5 vs. Ferris Institute.

⁵ Record includes 14 games when Illinois State was known as Illinois Normal; CMU was 11-3 vs. Illinois Normal.

⁶ Record includes one game when Indiana State was known as Indiana State Teachers; CMU was 1-0 vs. Indiana State Teachers.

⁷ Record includes two games when Northern Iowa was known as Iowa State Teachers; CMU was 2-0 vs. Iowa State Teachers.

⁸ Record includes 14 games when Northern Michigan was known as Northern State Teachers; CMU was 13-0-1 vs. Northern State Teachers.

⁹ Pittsburg State was known as Kansas State Teachers in 1955.

¹⁰ Record includes 25 games when Wayne State was known as Detroit JC, Detroit City, and Wayne; CMU was 1-1-2 vs. Detroit JC, 8-2 vs. Detroit City, and 5-4-2 vs. Wayne.

¹¹ Wisconsin-Whitewater was known as Whitewater State for each of the schools' three contests.

¹² Record includes two games when Wisconsin-Milwaukee was known as Wisconsin State Teachers; CMU was 1-1 vs. Wisconsin State Teachers.

¹³ Record includes eight games when Youngstown State was known as Youngstown; CMU was 1-6-1 vs. Youngstown.

ALL-TIME VS. MAC OPPONENTS

CMU 16, Akron 10, 1 tie

1969	Akron	9-6
1970	Akron	35-19
1971	CMU	10-7
1972	Akron	14-10
1977	CMU	17-14
1988	CMU	27-16
1989	Akron	27-26
1990	Tie	14-14
1991	CMU	31-29
1992	Akron	31-28
1993	Akron	23-13
1994	CMU	47-0
1995	Akron	16-13
1996	CMU	42-0
1997	Akron	53-14
1998	CMU	28-27
2000	CMU	17-7
2002	CMU	24-17
2003	Akron	40-28
2005	CMU	31-17
2006	CMU	24-21
2007	CMU	35-32
2009	CMU	48-21
2011	CMU	23-22
2012	CMU	35-14
2015	CMU	14-6
2018	Akron	17-10

CMU 25, Ball State 25, 1 tie

1939	CMU	7-0
1940	CMU	7-0
1941	CMU	7-6
1942	CMU	19-13
1971	BSU	9-6
1972	BSU	30-12
1973	CMU	14-7
1974	CMU	24-1
1975	BSU	16-13
1977	BSU	28-12
1978	BSU	27-0
1979	CMU	31-30
1980	CMU	21-17
1981	CMU	24-13
1982	CMU	28-7
1983	CMU	28-13
1984	CMU	51-7
1985	CMU	23-9
1986	CMU	43-22
1987	BSU	13-3
1988	BSU	27-20
1989	Tie	13-13
1990	BSU	13-3
1991	CMU	10-3
1992	BSU	24-23
1993	BSU	20-17
1994	BSU	31-28
1995	BSU	24-16
1996	BSU	24-17
1997	BSU	37-34 (ot)
1998	CMU	31-21
1999	CMU	27-21
2000	BSU	38-34
2001	BSU	38-34
2002	BSU	38-21
2003	BSU	27-14
2004	CMU	41-40
2005	CMU	31-24 (ot)
2006	CMU	18-7
2007	CMU	58-38
2008	BSU	31-24
2009	CMU	35-3
2010	BSU	31-17
2011	BSU	31-27
2012	BSU	41-30
2013	BSU	44-24

2014	BSU	32-29
2015	CMU	23-21
2016	CMU	24-21
2017	CMU	56-9
2018	BSU	24-23

Bowling Green 23, CMU 18

1924	CMU	21-0
1926	BG	13-0
1931	BG	6-0
1943	BG	36-0
1944	BG	20-19
1945	BG	19-6
1946	CMU	7-0
1947	BG	20-19
1948	BG	13-12
1949	BG	20-0
1950	CMU	12-0
1952	BG	20-7
1976	CMU	38-28
1977	CMU	35-28
1978	CMU	38-7
1979	CMU	24-0
1980	CMU	32-10
1981	CMU	6-3
1982	BG	34-30
1983	BG	15-14
1984	CMU	42-21
1985	BG	23-18
1986	CMU	20-10
1987	BG	18-17
1988	CMU	21-3
1989	BG	24-20
1990	CMU	17-0
1991	BG	17-10
1992	BG	17-14
1993	CMU	17-15
1994	CMU	36-33
1995	CMU	22-16
1996	BG	31-27
1999	BG	31-7
2002	BG	45-35
2003	BG	23-3
2004	BG	38-14
2006	CMU	31-14
2009	CMU	24-10
2010	BG	17-14
2017	BG	24-13

CMU 7, Buffalo 2

1999	CMU	38-19
2001	CMU	16-8
2004	Buffalo	36-6
2006	CMU	55-28
2008	CMU	27-25
2009	CMU	20-13
2014	CMU	20-14
2015	CMU	51-14
2018	Buffalo	34-24

CMU 60, EMU 30, 6 ties

1902	CMU	10-0
1905	CMU	13-0
1907	EMU	8-0
1908	CMU	11-0
1909	EMU	17-0
1910	CMU	13-0
1912	Tie	0-0
1917	EMU	63-0
1919	Tie	7-7
1920	EMU	7-6
1921	EMU	7-6
1922	Tie	0-0
1923	CMU	27-3
1924	CMU	13-0
1926	EMU	41-0

1927	EMU	6-0
1928	EMU	36-0
1929	EMU	24-0
1930	EMU	13-0
1931	CMU	20-12
1932	EMU	28-0
1933	EMU	25-7
1934	CMU	13-12
1935	EMU	7-0
1936	EMU	13-7
1937	CMU	27-10
1938	CMU	7-6
1939	CMU	14-0
1940	CMU	24-0
1941	CMU	12-6
1942	CMU	14-0
1946	CMU	26-13
1947	CMU	33-0
1948	EMU	6-0
1949	CMU	18-7
1950	CMU	26-7
1951	CMU	19-13
1952	CMU	26-7
1953	Tie	33-33
1954	CMU	28-7
1955	CMU	27-20
1956	CMU	19-0
1957	EMU	39-6
1958	CMU	7-6
1959	CMU	21-8
1960	CMU	28-0
1961	CMU	13-11
1962	CMU	24-0
1963	CMU	55-20
1972	EMU	28-3
1973	CMU	31-21
1974	CMU	28-13
1975	CMU	20-7
1976	EMU	30-27
1977	CMU	9-3
1978	CMU	41-9
1979	CMU	37-14
1980	CMU	51-15
1981	CMU	63-14
1982	CMU	13-8
1983	CMU	24-3
1984	Tie	16-16
1985	CMU	17-10
1986	EMU	34-16
1987	CMU	16-6
1988	CMU	20-6
1989	CMU	24-9
1990	CMU	16-12
1991	Tie	14-14
1992	CMU	30-13
1993	EMU	28-21
1994	CMU	30-29
1995	EMU	34-24
1996	CMU	41-36
1997	EMU	31-24
1998	CMU	36-23 (ot)
1999	CMU	29-26
2000	EMU	31-15
2001	CMU	35-30
2002	CMU	47-21
2003	CMU	38-10
2004	EMU	61-58 (4ot)
2005	EMU	23-20 (ot)
2006	CMU	24-17 (ot)
2007	EMU	48-45
2008	EMU	56-52
2009	CMU	56-8
2010	CMU	52-14
2011	EMU	35-28
2012	CMU	34-31
2013	CMU	42-10

2014	CMU	38-7
2015	CMU	35-28
2016	EMU	26-21
2017	CMU	42-30
2018	EMU	17-7

CMU 24, Kent State 11

1948	KSU	28-0
1949	KSU	26-12
1973	KSU	28-7
1974	KSU	21-14
1975	CMU	17-8
1976	KSU	20-10
1977	CMU	49-10
1978	CMU	41-0
1979	CMU	44-2
1980	CMU	21-6
1981	CMU	24-3
1982	CMU	31-20
1983	CMU	13-7
1984	CMU	14-10
1985	CMU	21-17
1986	KSU	33-30
1987	KSU	24-21
1988	CMU	31-7
1989	CMU	38-0
1990	CMU	42-0
1991	CMU	23-7
1992	CMU	35-0
1993	CMU	33-28
1994	CMU	45-0
1995	CMU	27-16
1996	CMU	52-51
1997	KSU	60-37
1998	CMU	46-7
2000	KSU	24-21 (OT)
2004	CMU	24-21
2007	CMU	41-32
2011	KSU	24-21
2015	CMU	27-14
2016	KSU	27-24
2017	CMU	42-23

CMU 13, Miami 14, 1 tie

1978	CMU	37-18
1979	CMU	19-18
1980	CMU	15-14
1981	Miami	7-3
1982	Miami	23-0
1983	Miami	12-7
1984	CMU	10-9
1985	Miami	19-14
1986	Miami	59-6
1987	Miami	15-6
1988	CMU	34-17
1989	CMU	20-7
1990	CMU	31-7
1991	Tie	10-10
1992	Miami	16-13
1993	Miami	24-21
1994	CMU	32-30
1995	Miami	17-13
1996	Miami	46-14
1999	Miami	24-16
2005	CMU	38-37
2007	CMU	35-10
2010	Miami	27-20
2012	CMU	30-16
2013	CMU	21-9
2014	CMU	34-27
2016	Miami	37-17
2017	Miami	31-14

CMU 29, N. Illinois 24, 1 tie

1936	CMU	7-6
1940	NIU	9-6



1946	CMU	58-7
1947	Tie	6-6
1950	CMU	27-14
1951	NIU	26-13
1952	CMU	56-7
1953	CMU	46-0
1954	CMU	46-7
1955	CMU	61-0
1956	CMU	41-0
1957	CMU	52-12
1958	CMU	33-23
1959	CMU	29-7
1960	NIU	36-15
1961	NIU	11-0
1962	CMU	35-27
1963	NIU	27-22
1964	NIU	19-14
1965	NIU	19-14
1966	NIU	20-13
1975	CMU	69-7
1976	CMU	31-9
1977	CMU	25-21
1978	CMU	34-7
1979	CMU	31-11
1980	NIU	21-0
1981	CMU	17-10
1982	NIU	19-13
1983	CMU	30-14
1984	NIU	8-7
1985	CMU	30-21
1997	CMU	44-10
1998	NIU	16-6
1999	NIU	31-27
2000	NIU	40-6
2001	NIU	33-24
2002	NIU	49-0
2003	NIU	40-24
2004	NIU	42-10
2005	NIU	31-28
2006	NIU	31-10
2007	CMU	35-10
2008	CMU	33-30 (OT)
2009	CMU	45-31
2010	NIU	33-7
2011	CMU	48-41
2012	NIU	55-24
2013	NIU	38-17
2014	CMU	34-17
2015	CMU	29-19
2016	CMU	34-28 (3OT)
2017	CMU	31-24
2018	NIU	24-16

CMU 25, Ohio 5, 2 ties

1972	OU	26-21
1975	Tie	6-6
1976	CMU	17-15
1977	CMU	31-14
1978	CMU	17-3
1979	CMU	26-0
1980	OU	24-9
1981	CMU	38-21
1982	CMU	42-18
1983	CMU	14-9
1984	CMU	35-3
1985	CMU	13-7
1986	CMU	56-27
1987	CMU	31-17
1988	CMU	42-10
1989	CMU	24-15
1990	CMU	52-7
1991	Tie	17-17
1992	CMU	24-0
1993	CMU	38-0
1994	CMU	22-10
2000	OU	52-3

2001	OU	34-3
2005	CMU	37-10
2006	CMU	31-10
2008	CMU	31-28
2009	CMU	20-10
2011	Ohio	43-28
2013	CMU	26-23
2014	CMU	28-10
2016	CMU	27-20
2017	CMU	26-23

Toledo 26, CMU 18, 3 ties

1928	CMU	13-0
1929	CMU	31-12
1973	Toledo	23-21
1975	CMU	34-27
1976	CMU	9-7
1977	CMU	44-0
1978	CMU	27-3
1979	Tie	7-7
1980	CMU	14-10
1981	Toledo	17-3
1982	CMU	16-12
1983	CMU	34-6
1984	Toledo	14-7
1985	Toledo	10-7
1986	Toledo	26-14
1987	Tie	17-17
1988	Toledo	20-13
1989	Toledo	29-6
1990	CMU	13-12
1991	Tie	16-16
1992	CMU	28-9
1993	CMU	38-7
1994	CMU	45-27
1995	Toledo	19-7
1996	Toledo	23-20
1997	Toledo	41-10
1998	Toledo	17-14
1999	Toledo	32-13
2000	Toledo	41-0
2001	Toledo	52-28
2002	Toledo	44-17
2003	Toledo	31-13
2004	Toledo	27-22
2005	CMU	21-17
2006	CMU	42-20
2007	CMU	52-31
2008	CMU	24-23
2009	CMU	56-28
2010	Toledo	42-31
2011	Toledo	44-17
2012	Toledo	50-35
2013	Toledo	38-17
2014	Toledo	42-28

2015	Toledo	28-23
2016	Toledo	31-17
2017	Toledo	30-10
2018	Toledo	51-13

WMU 49, CMU 39, 2 ties

1905	CMU	6-0
1907	WMU	27-0
1908	WMU	11-5
1909	WMU	11-0
1910	WMU	16-6
1925	Tie	0-0
1927	CMU	18-12
1928	WMU	19-0
1929	WMU	25-6
1930	WMU	54-6
1931	WMU	7-6
1932	WMU	7-0
1933	WMU	19-0
1934	WMU	13-0
1935	WMU	13-0
1936	WMU	33-0
1937	WMU	7-0
1938	WMU	35-0
1943	WMU	19-0
1944	WMU	35-14
1945	CMU	6-0
1946	WMU	27-21
1947	WMU	20-12
1948	WMU	7-0
1949	WMU	35-8
1950	WMU	21-13
1951	WMU	46-25
1952	WMU	18-0
1953	CMU	21-0
1954	CMU	25-19
1955	CMU	27-12
1956	CMU	14-7
1957	WMU	33-0
1958	CMU	33-32
1959	CMU	21-15
1960	WMU	31-0
1961	WMU	27-21
1962	WMU	28-0
1963	CMU	30-14
1964	CMU	18-6
1965	WMU	21-13
1966	WMU	31-14
1969	WMU	24-0
1970	WMU	41-0
1973	WMU	18-13
1974	CMU	42-6
1975	CMU	34-0
1976	WMU	42-14
1977	CMU	28-23

1978	CMU	35-14
1979	CMU	10-0
1980	CMU	22-10
1981	CMU	15-13
1982	Tie	18-18
1983	CMU	32-14
1984	CMU	38-19
1985	CMU	24-17
1986	CMU	18-10
1987	CMU	30-27
1988	WMU	42-24
1989	CMU	34-6
1990	CMU	20-13
1991	CMU	27-17
1992	WMU	19-14
1993	CMU	23-18
1994	CMU	35-28
1995	WMU	48-31
1996	CMU	38-28
1997	WMU	38-24
1998	CMU	26-24
1999	WMU	38-16
2000	CMU	21-17
2001	WMU	20-17
2002	WMU	35-10
2003	WMU	44-21
2004	CMU	24-21(OT)
2005	WMU	31-24
2006	CMU	31-7
2007	CMU	34-31
2008	CMU	38-28
2009	CMU	34-23
2010	CMU	26-22
2011	WMU	44-14
2012	WMU	42-31
2013	CMU	27-22
2014	WMU	32-20
2015	WMU	41-39
2016	WMU	49-10
2017	CMU	35-28
2018	WMU	35-10

All-Time MAC Standings (MAC Games Only)

	Years	W	L	T	Pct.	Titles
Miami	71	289	170	11	.627	16
Bowling Green	66	285	183	13	.606	12
Northern Illinois	23	153	100	2	.604	5
Central Michigan	44	203	146	10	.579	7
Toledo	67	279	208	7	.572	11
Ball State	44	179	164	3	.522	5
Western Michigan	71	251	244	9	.507	3
Ohio	72	247	264	11	.484	5
Akron	27	87	130	0	.401	1
Kent State	67	163	323	4	.337	1
Eastern Michigan	44	108	230	6	.323	1
Buffalo	20	51	108	0	.321	1

Homecoming Games

Nov. 22, 1924	Alma	W	13-0	Oct. 6, 1973	Illinois State	W	6-3
Nov. 21, 1925	Albion	T	0-0	Oct. 19, 1974	Western Illinois	W	58-7
Oct. 23, 1926	Eastern Michigan	L	0-41	Oct. 11, 1975	Eastern Michigan	W	20-7
Oct. 22, 1927	Western Michigan	W	18-12	Oct. 16, 1976	Indiana State	W	16-13
Oct. 27, 1928	Eastern Michigan	L	0-36	Oct. 29, 1977	Bowling Green	W	35-28
Nov. 9, 1929	Western Michigan	L	6-25	Oct. 21, 1978	Northern Illinois	W	34-7
Oct. 25, 1930	Eastern Michigan	W	13-0	Oct. 13, 1979	Northern Illinois	W	31-11
Nov. 7, 1931	Alma	W	13-0	Oct. 25, 1980	Northwestern State (La.)	W	17-0
Oct. 22, 1932	Eastern Michigan	L	0-28	Oct. 24, 1981	Kent State	W	24-3
Oct. 28, 1933	Detroit City	W	26-13	Oct. 30, 1982	Ohio	W	42-18
Oct. 20, 1934	Eastern Michigan	W	13-12	Oct. 22, 1983	Miami	L	7-12
Oct. 12, 1935	Wayne State	L	6-13	Oct. 27, 1984	Bowling Green	W	42-21
Oct. 24, 1936	Eastern Michigan	L	7-13	Oct. 26, 1985	Eastern Michigan	W	17-10
Oct. 9, 1937	Northern Michigan	W	32-0	Nov. 8, 1986	Toledo	L	14-26
Oct. 15, 1938	Bluffton	W	45-0	Oct. 17, 1987	Tulsa	W	41-18
Nov. 11, 1939	Wayne State	W	33-6	Oct. 15, 1988	Bowling Green	W	21-3
Nov. 9, 1940	Eastern Kentucky	L	0-25	Oct. 21, 1989	Youngstown State	L	3-30
Nov. 8, 1941	Grand Rapids	L	6-7	Oct. 20, 1990	Toledo	W	13-12
Oct. 24, 1942	Ball State	W	19-13	Oct. 26, 1991	Ball State	W	10-3
1943-1945	No designated homecoming game						
Oct. 26, 1946	Northern Illinois	W	58-7	Oct. 17, 1992	Kent State	W	35-0
Nov. 1, 1947	Eastern Michigan	W	33-0	Oct. 16, 1993	Eastern Michigan	L	21-28
Oct. 31, 1948	Wayne State	L	12-27	Oct. 22, 1994	Miami	W	32-30
Oct. 29, 1949	Hillsdale	L	0-8	Oct. 28, 1995	Miami	L	13-17
Oct. 14, 1950	Bowling Green	W	12-0	Oct. 12, 1996	Akron	W	42-0
Oct. 13, 1951	Eastern Illinois	W	59-27	Oct. 11, 1997	Toledo	L	10-41
Oct. 25, 1952	Eastern Michigan	W	26-7	Sept. 26, 1998	Kent State	W	46-7
Oct. 24, 1953	Western Illinois	W	13-6	Oct. 16, 1999	Northern Illinois	L	27-31
Oct. 16, 1954	Southern Illinois	W	33-0	Oct. 7, 2000	Kent State	L(OT)	21-24
Oct. 15, 1955	Western Illinois	W	20-0	Oct. 13, 2001	Ohio	L	3-35
Oct. 20, 1956	Illinois Normal	W	20-0	Oct. 12, 2002	Bowling Green	L	35-45
Oct. 19, 1957	Northern Illinois	W	52-12	Oct. 11, 2003	Northern Illinois	L	24-40
Oct. 25, 1958	Louisville	L	7-40	Oct. 9, 2004	Bowling Green	L	14-38
Oct. 24, 1959	Northern Illinois	W	29-7	Oct. 15, 2005	Ohio	W	37-10
Oct. 15, 1960	Eastern Michigan	W	28-0	Oct. 14, 2006	Ball State	W	18-7
Oct. 28, 1961	Northern Illinois	L	0-11	Sept. 29, 2007	Northern Illinois	W	35-10
Oct. 20, 1962	Eastern Michigan	W	24-0	Oct. 11, 2008	Temple	W	24-14
Nov. 9, 1963	Northern Illinois	L	22-27	Oct. 10, 2009	Eastern Michigan	W	56-8
Oct. 17, 1964	Western Illinois	L	7-41	Oct. 16, 2010	Miami	L	27-20
1965	Hillsdale	L	0-13	Oct. 15, 2011	Eastern Michigan	L	35-28
1966	Illinois State	W	20-6	Oct. 20, 2012	Ball State	L	41-30
Oct. 14, 1967	Hillsdale	W	30-6	Oct. 19, 2013	Northern Illinois	L	38-17
Oct. 26, 1968	Illinois State	W	19-16	Oct. 4, 2014	Ohio	W	28-10
Oct. 25, 1969	Eastern Illinois	W	44-0	Oct. 3, 2015	Northern Illinois	W	29-19
Oct. 17, 1970	Western Illinois	W	20-10	Oct. 8, 2016	Ball State	W	24-21
Oct. 23, 1971	Eastern Illinois	W	47-14	Oct. 14, 2017	Toledo	L	30-10
Nov. 4, 1972	Illinois State	W	28-21	Oct. 6, 2018	Buffalo	L	34-24

Head Coaches' Records

Coach (Period)	Yrs	Games	W	L	T	Pct	Coach (Period)	Yrs	Games	W	L	T	Pct
Pete McCormick (1896)	1	4	3	1	0	.750	Lyle Bennett (1947-49)	3	24	8	15	1	.354
Carl Pray (1897-99)	3	11	6	5	0	.545	Warren Schmakiel (1950)	1	10	6	4	0	.600
Unknown (1900)	1	1	1	0	0	1.000	Bill Kelly (1951-66)	16	151	91	58	2	.609
Charles Tambling (1902-05, 1918)	5	20	18	2	0	.900	Roy Kramer (1967-77)	11	117	83	32	2	.718
Ralph Thacker (1907)	1	6	2	4	0	.333	Herb Deromedi (1978-93)	16	175	110	55	10	.657
Hugh Sutherland (1908)	1	7	4	3	0	.571	Dick Flynn (1994-99)	6	67	30	37	0	.448
Harry Helmer (1909-12)	4	23	14	7	2	.652	Mike DeBord (2000-03)	4	46	12	34	0	.261
Blake Miller (1916)	1	6	1	5	0	.167	Brian Kelly (2004-06)	3	35	19	16	0	.543
Fred Johnson (1917)	1	3	1	2	0	.333	Jeff Quinn* (2006)	—	1	1	0	0	1.000
Garland Nevitt (1919)	1	7	2	2	3	.500	Butch Jones (2007-09)	3	40	27	13	0	0.675
Joe Simmons (1920)	1	8	4	3	1	.563	Steve Stripling* (2009)	—	1	1	0	0	1.000
Wallace Parker (1921-23, 1926-28)	6	51	34	11	6	.726	Dan Enos (2010-14)	5	62	26	36	0	0.419
Lester Barnard (1924-25)	2	16	11	2	3	.781	John Bonamego (2015-18)	4	50	22	29	0	0.440
A.J. Nowak (1929-30)	2	15	7	6	2	.533	Totals (1896-2018)	118	1,075	618	422	36	0.575
George Van Bibber (1931-33)	3	23	12	9	2	.565	* Quinn was interim head coach for Motor City Bowl in 2006						
Alex Yunevich (1934-36)	3	23	9	13	1	.413	* Stripling was interim head coach for the GMAC Bowl in 2009						
Ron Finch (1937-46)	10	72	53	18	1	.743							



Eric Fisher Makes History as the Top Pick in the 2013 NFL Draft

- Selected by the Kansas City Chiefs
- Highest NFL draft pick in CMU and Mid-American Conference history
- Just the third player from non-automatic qualifier school taken No. 1 overall
- The second CMU player to be selected in the first round of the NFL Draft. Fellow offensive lineman Joe Staley was the first in 2007 when he was chosen by the San Francisco 49ers at No. 28.

All-Time Draft Choices

2019	Sean Bunting, CB, 2nd round by Tampa Bay	1983	Mike Hirn, TE, Birmingham (USFL)
	Xavier Crawford, DB, 6th round by Houston		Tony Vitale, OG, Washington (USFL)
2018	Mark Chapman, WR, 1st Overall, Hamilton (CFL)	1982	Mike Hirn, TE, 9th round by Pittsburgh
	Tyler Conklin, TE, 5th round by Minnesota	1981	Robert Jackson, DB, 11th round by Cincinnati
2016	Kavon Frazier, DB, 6th round by Dallas	1980	Gary Hogeboom, QB, 5th round by Dallas
2015	Leterrius Walton, DL, 6th round by Pittsburgh	1976	Jim Jones, DB, 13th round by New England
2013	Eric Fisher, OT, First Overall, First Round, K.C.	1975	Mike Francowiak, QB, 3rd round by Denver (acquired by Buffalo in 1977)
2010	Dan LeFevour, QB, 6th round by Chicago		Tom Ray, DB, 17th round by Green Bay
	Antonio Brown, WR, 6th round by Pittsburgh	1973	Paul Krause, OT, 3rd round by Kansas City (played with Hamilton of the CFL)
2009	Eric Fraser, DB, 1st round by Calgary (CFL)		Jesse Lakes, RB, 13th round by Green Bay
2008	Greg Wojt, OT, 2nd round by Edmonton (CFL)	1972	Mick Natzel, DB, 13th round by Oakland
2007	Joe Staley, OT, 1st round by San Francisco	1971	Dave Farris, TE, 15th round by Buffalo
	Daniel Bazuin, DE, 2nd round by Chicago	1970	Craig Tefft, RB, played with Toronto of the CFL
	Drew Mormino, C, 6th round by Miami	1969	Chuck Sinkule, DT, 7th round by St. Louis
2006	Obed Cétoute, WR, 4th round by Toronto (CFL)	1968	Larry Moore, FS, played with Green Bay (after tryout with N.Y.)
2005	Eric Ghiaciuc, C, 4th round by Cincinnati	1965	Frank Goldberg, LB, 20th round by Cleveland
	Adam Kieft, OT, 5th round by Cincinnati		Walter Beach, RB, 15th round by New York (also played with Cleveland)
1997	Scott Rehberg, OT, 7th round by New England	1958	Gordy Ringquist, OG, 16th round by Detroit
1991	J.J. Wierenga, DT, 11th round by Green Bay	1957	Jim Podoley, RB, 4th round by Washington
1990	Donnie Riley, TB, 12th round by Phoenix	1956	Dick Kackmeister, C, 20th round by Los Angeles
	Mark Hopkins, TE, by Birmingham (WLAFL)		Jarv Walz, TE-DL, 24th round by Detroit
1987	Brian Williams, OT, 7th round by Philadelphia		
1985	Jim Bowman, DB, 2nd round by New England		
	Curtis Adams, TB, 8th round by San Diego		
1984	Ray Bentley, LB, by Michigan (USFL)		
	Novo Bojovic, PK, by Michigan (USFL)		

Free Agent Signings and Tryouts

2017	Joe Ostman, DL, Philadelphia	1999	Reggie Allen, WR, Buffalo
	Corey Willis, WR, Arizona		Mike Cipa, C, Oakland
	Amari Coleman, DB, Detroit		Jason Gold, LB, Toronto
	J.P. Quinn, OL, Indianapolis		Jon McCall, DT, New England
	Joe Austin, OL, Atlanta	1996	Brock Gutierrez, C, Cincinnati
	Josh Cox, DB, Arizona	1995	Brian Pruitt, TB, Atlanta
2016	Cooper Rush, QB, Dallas		Eric Johnson, TB, Indianapolis
	Austin Stewart, WR, New Orleans		Chris O'Brien, OG, Philadelphia
	Nathan Ricketts, LB, New Orleans	1994	Mike Kyler, OLB, Winnipeg
	Joe Bacci, FB, Tennessee	1992	Greg Sherwin, OT, N.Y. Jets
2015	Louis Palmer, DE, Detroit		Lamar Sally, OT, New Orleans
	Ben McCord, TE, Detroit		Marty Malcolm, DG, Phoenix
2014	Titus Davis, WR, San Diego	1991	Ken Ealy, WR, Detroit
	Andy Phillips, OG, Green Bay		Darian McKinney, TE, Los Angeles
	Thomas Rawls, RB, Seattle		John Hood, RB, Hamilton
	Jason Wilson, CB, Dallas	1989	Kevin Nicholl, PK, Phoenix
2013	Zurlon Tipton RB, Indianapolis		Mark Dennis, Hamilton
	Avery Cunningham, S, St. Louis	1987	Tony Elliott, DB, Green Bay
2012	Jahleel Addae, DB, San Diego		Phil Zielinski, OLB, Green Bay
	Darren Keyton, OL, Detroit	1986	John DeBoer, SE, Denver
	Cody Wilson, WR, Detroit	1985	Mike Kenealy, DB, Washington
2010	Vince Agnew, DB, Miami		Terry Goodell, OG, Kansas City
	Nick Bellore, LB, New York Jets	1984	Chris McKay, OG, Birmingham
	Matt Berning, LB, New York Jets	1983	Stephen Jones, SE, Detroit
	Brett Hartmann, P, Houston		Mark Polenz, OT, Cincinnati
	Jeff Maddux, OG, Detroit	1982	Kurt Dobronski (Dobson), DE, Dallas
	Colin Miller, C, Pittsburgh		Bret Hyble, LB, Chicago Bears
	Sean Murnane, DT, Chicago		Reggie Mitchell, RB, Dallas
2009	Brian Anderson, WR, New England		Willie Todd, FB, Seattle
	Josh Gordy, DB, Green Bay		Tony Vitale, OL, Green Bay
	Frank Zombo DE, Green Bay		James Caper, DE, Denver
2008	Ike Brown, LB, Atlanta	1981	Michael Simpson, DB, Dallas
	Eric Tunney, OL, Carolina		Marty Smallbone, OL, Oakland
	Curtis Cutts, DB, New York Jets		Chuck Stiver, DT, Detroit
	Red Keith, LB, Cincinnati	1980	Will Young, RB, Detroit
	Steven Friend, DL, Cleveland		Rick Waters, DB, Seattle
2007	Damien Linson, WR, Baltimore	1979	Chuck Harbin, OT, Seattle
	Pacino Horne, DB, Detroit		Rade Savich, PK, Detroit
2006	Kent Smith, QB, Oakland	1978	Jim Jones, DB, Detroit
2005	James King, LB, Cleveland		Wayne Schwalbach, TE, Pittsburgh
	Tory Humphrey, TE, Indianapolis		Ron Rummel, QB, Houston
2003	Kyle Croskey, OG, New England		Mose Rison, RB, Houston
	Darvin Lewis, LB, Philadelphia	1977	Walt Hodges, RB, Pittsburgh
	Cullen Jenkins, DE, Green Bay	1976	John Newman, DT, Seattle
2002	Mesene Louisdor, DB, Minnesota		Wes Gamble, C, Ottawa
2001	Brian Leigeb, FS, Buffalo		Don McNeal, OL, Hamilton

Canadian Football League

Mark Dennis, Hamilton
 Tedaro France, British Columbia
 Jason Gold, Toronto
 John Hood, Toronto
 Stephen Jones, Ottawa
 Mike Kyler, Winnipeg
 Craig Tefft, Toronto
 Rob Turner, British Columbia
 Mesene Louisdor, British Columbia
 Obed Cétoute, Toronto
 Greg Wojt, Hamilton
 Eric Fraser, Calgary
 Carl Volny, Winnipeg
 Kito Poblah, Winnipeg
 Dan LeFevour, Hamilton
 Paris Cotton, Winnipeg
 Jake Olson, Hamilton

1975
 1970
 1965
 1956
 Keith Emerson, E, Detroit

Arena Football League

Reggie Allen, Buffalo
 Brian Leigeb, Grand Rapids, Philadelphia
 Jon McCall, Chicago
 Ray Bentley, Head Coach, Buffalo
 Anders Hill, Green Bay
 Ira Gooch, Austin
 Rob Turner, Los Angeles

NFL Europe

Reggie Allen
 Brian Brunner
 Tory Humphrey
 Cullen Jenkins

1896: Pete McCormick

Overall: 3-1

O/31	Alma H.S.	L	0-6
N/21	Bay City H.S.	W	10-4
N/26	at Bay City H.S.	W	4-0
N/27	Saginaw H.S.	W	35-0
	Alma H.S.	W	10-4

1897: Carl Pray

Overall: 2-1

O/09	Alma	L	0-18
	Bay City H.S.	W	10-0
N/25	at Ithaca H.S.	W	12-0

1898: Carl Pray

Overall: 1-2

	Alma	L	0-27
	Mt. Pleasant Indians	W	35-0
	Mount Pleasant H.S.	L	2-5

1899: Carl Pray

Overall: 3-2

	Alma	L	0-12
	Saginaw All-Stars	L	0-5
	Cadillac H.S.	W	12-0
	Saint Johns H.S.	W	27-5
	Ferris	W	6-0

1900: Unknown

Overall: 1-0

	Cadillac H.S.	W	20-5
--	---------------	---	------

1901: No Team

1902: Charles Tambling

Overall: 4-0

	Marion H.S.	W	10-0
	McBain H.S.	W	51-0
	Eastern Michigan	W	10-0
	Ferris	W	11-0

1903: Charles Tambling

Overall: 6-0

	Ferris	W	12-0
	Alma	W	23-5
	Elsie Giants	W	15-0
	Hillsdale	W	7-6
	Clare H.S.	W	
	Mount Pleasant H.S.	W	

1904: Charles Tambling

Overall: 0-1

	Ferris	L	6-60
--	--------	---	------

1905: Charles Tambling

Overall: 7-1

	Elsie Giants	W	5-0
	Ferris	W	35-2
	Midland Athletic Club	W	51-0
	Alma	L	6-12
	Eastern Michigan	W	13-0

	Ferris	W	10-0
	Western Michigan	W	6-0
	Kalamazoo	W	

1906: No Team

1907: Ralph Thacker

Overall: 2-4

	Ferris	L	0-45
	Flint MSD	W	6-5
	Mt. Pleasant Indians	W	12-11
	Western Michigan	L	0-29
	Eastern Michigan	L	0-39
	Alma	L	

1908: Hugh Sutherland

Overall: 4-3

	Alma	L	0-5
	Alma	W	10-0
	Eastern Michigan	W	11-0
	Western Michigan	L	5-11
	Elsie Giants	W	
	Hillsdale	L	
	West Branch H.S.	W	

1909: Harry Helmer

Overall: 4-3

	West Branch H.S.	W	23-0
	Sag. Arthur Hill H.S.	W	8-5
	Alma	W	15-8
	Michigan State Frosh	L	6-17
	Ferris	W	11-0
	at Eastern Michigan	L	0-17
	Western Michigan	L	0-11

1910: Harry Helmer

Overall: 6-1-1

	Mt. Pleasant Indians	W	18-0
	West Branch H.S.	W	6-0
	Michigan State Frosh	T	6-6
	Flint MSD	W	40-0
	Western Michigan	L	6-16
	Eastern Michigan	W	13-0
	Ferris	W	17-11
	Elsie Giants	W	

1911: Harry Helmer

Overall: 3-2

	West Branch H.S.	W	17-6
	Mount Pleasant H.S.	W	
	Ithaca H.S.	W	3-0
	Flint MSD	L	
	Michigan State Frosh	L	

1912: Harry Helmer

Overall: 1-1-1

	Michigan State Frosh	L	
	Flint MSD	W	
N/08	Eastern Michigan	T	0-0

1913-15: No Team

1916: Blake Miller

Overall: 1-5

O/06	West Branch H.S.	W	39-0
O/13	Bay City Western H.S.	L	0-12
O/20	Alma	L	0-39
N/22	Michigan State Frosh	L	0-14
	Saginaw East H.S.	L	0-30
	Alma	L	0-44

1917: Fred Johnson

Overall: 1-2

	Bay City Western H.S.	W	7-0
	at Eastern Michigan	L	0-63
	Mount Pleasant H.S.	L	0-7

1918: Charles Tambling

Overall: 1-0

	Traverse City H.S.	W	41-6
--	--------------------	---	------

1919: Garland Nevitt

Overall: 2-2-3

	Bay City Western H.S.	W	34-6
	Saginaw East H.S.	T	13-13
	Ferris	W	7-0
	Grand Rapids JC	T	7-7
N/07	Eastern Michigan	T	7-7
	Michigan State Frosh	L	6-14
	Detroit JC	L	14-42

1920: Joe Simmons

Overall: 4-3-1

O/09	Ferris	W	80-0
O/16	at Eastern Michigan	L	6-7
O/23	Olivet	W	7-0
O/30	at Ferris	W	34-0
N/06	Michigan State Frosh	L	6-14
N/13	at Hillsdale	L	10-14
N/20	at Hope	W	17-0
N/24	at Detroit JC	T	6-6

1921: Wallace Parker

Overall: 7-2-1

O/01	at Ferris	W	7-0
O/08	Olivet	W	25-0
O/15	Eastern Michigan	L	6-7
O/22	Ferris	W	60-0
O/29	at Adrian	W	28-0
N/05	at Grand Rapids JC	W	7-0
N/11	American Legion	W	28-0
N/12	Hope	W	17-0
N/19	Hillsdale	L	10-14
N/24	at Detroit JC	T	0-0

1922: Wallace Parker

Overall: 6-0-2

S/30	Ferris	W	40-0
O/14	at St. Ignatius H.S.	T	6-6
O/28	Grand Rapids JC	W	39-0
N/05	at Eastern Michigan	T	0-0
N/11	Northern Michigan	W	62-0
N/18	Mich. Military Acad.	W	7-0

GAME-BY-GAME RESULTS

N/23 Alma W 5-0
N/30 Detroit JC W 20-5

1923: Wallace Parker Overall: 5-1-2

O/05 Bay City JC W 37-0
O/13 at Albion L 7-14
O/20 at Grand Rapids JC T 0-0
O/27 Eastern Michigan W 27-3
N/10 at Northern Michigan W 34-0
N/17 Olivet W 34-0
N/24 at Alma T 0-0
N/29 at Detroit City W 21-7

1924: Lester Barnard Overall: 7-1

O/11 at Assumption W 26-0
O/18 at Albion L 12-13
O/25 at Eastern Michigan W 13-0
N/01 Ohio State Normal W 21-0
N/08 Northern Michigan W 22-0
N/15 at Valparaiso W 13-0
N/22 Alma W 13-0
N/27 at Detroit City W 38-6

1925: Lester Barnard Overall: 4-1-3

O/03 Carrollton Ath. Club W 29-0
O/17 at Alma L 0-14
O/24 at Northern Michigan W 8-0
O/31 Detroit Frosh T 0-0
N/06 at Western Michigan T 0-0
N/14 Valparaiso W 41-0
N/21 Albion T 0-0
N/26 at Detroit City W 18-6

1926: Wallace Parker Overall: 3-4-1

O/02 at Albion L 14-20
O/09 at Ferris L 6-7
O/16 Northern Michigan W 24-7
O/23 Eastern Michigan L 0-41
O/30 at Ohio State Normal L 0-13
N/11 Alma W 13-2
N/13 Battle Creek T 0-0
N/25 at Detroit City W 9-0

1927: Wallace Parker Overall: 7-1

O/01 Adrian W 25-0
O/08 Ferris W 20-0
O/15 Olivet W 7-0
O/22 Western Michigan W 18-12
O/29 at Eastern Michigan L 0-6
N/05 at Northern Michigan W 6-0
N/11 at Alma W 14-13
N/24 at Detroit City W 33-6

1928: Wallace Parker Overall: 6-3

S/29 Detroit Tech W 18-0
O/06 at Adrian L 0-8
O/13 at Toledo W 13-0
O/20 Northern Michigan W 26-0
O/27 Eastern Michigan L 0-36
N/03 at Valparaiso W 25-0
N/10 at Ferris W 21-0
N/24 at Western Michigan L 0-19
N/29 at Detroit City W 23-0

1929: A.J. Nowak Overall: 2-3-2

S/28 at Detroit Tech W 28-7
O/05 Michigan "B" T 0-0
O/12 at Northern Michigan T 6-6
O/26 at Eastern Michigan L 0-24
N/09 Western Michigan L 6-25
N/16 Toledo W 31-12
N/28 at Detroit City L 0-6

1930: A.J. Nowak Overall: 5-3

S/27 at Detroit "B" W 7-0
O/04 Michigan "B" W 13-7
O/10 at Western Michigan L 0-54
O/18 at Ferris W 14-0
O/25 Eastern Michigan L 0-13
N/08 at Alma W 27-7
N/15 Northern Michigan W 34-0
N/27 at Detroit City L 0-6

1931: George Van Bibber Overall: 4-3

O/03 at Michigan L 0-27
O/10 Ferris W 14-6
O/24 at Eastern Michigan W 20-12
O/31 at Detroit City W 27-6
N/07 Alma W 13-0
N/14 Bowling Green L 0-6
N/21 Western Michigan L 6-7

1932: George Van Bibber Overall: 3-4-1

O/01 at Michigan "B" T 0-0
O/08 Defiance W 32-9
O/15 Purdue "B" L 6-13
O/22 Eastern Michigan L 0-28
O/29 at Detroit City W 13-0
N/05 at Western Michigan L 0-7
N/12 Michigan Tech W 46-0
N/18 at Alma L 0-9

1933: George Van Bibber Overall: 5-2-1

S/30 Saint Mary's W 53-0
O/06 Kalamazoo W 18-13
O/14 at Hillsdale T 0-0
O/21 at Eastern Michigan L 7-25
O/28 Detroit W 26-13

N/04 Western Michigan L 0-19
N/11 at Ferris W 33-0
N/18 Alma W 27-0

1934: Alex Yunevich Overall: 5-3

S/28 at Detroit L 0-38
O/06 Ferris L 2-6
O/13 Hillsdale W 15-6
O/20 Eastern Michigan W 13-12
O/27 at Wayne W 13-7
N/03 at Western Michigan L 0-13
N/10 Kalamazoo W 12-0
N/17 at Alma W 26-0

1935: Alex Yunevich Overall: 1-6

S/27 at Detroit L 0-43
O/05 at Ferris L 7-12
O/12 Wayne L 6-13
O/19 Eastern Michigan L 0-7
N/02 Assumption W 19-0
N/09 Western Michigan L 0-13
N/16 Alma L 0-13

1936: Alex Yunevich Overall: 3-4-1

S/26 at Baldwin-Wallace L 2-65
O/03 Ferris W 22-0
O/10 at Wayne T 0-0
O/17 at Northern Michigan W 7-6
O/24 Eastern Michigan L 7-13
O/31 Saint Mary's W 44-8
N/07 at Western Michigan L 0-33
N/14 Detroit Tech L 7-10

1937: Ron Finch Overall: 6-2

S/25 Assumption W 52-0
O/02 at Ferris W 21-7
O/09 Northern Michigan W 32-0
O/16 Wayne L 0-18
O/23 at Eastern Michigan W 27-10
O/30 at Saint Mary's W 38-0
N/06 Western Michigan L 0-7
N/13 at Kalamazoo W 30-0

1938: Ron Finch Overall: 7-1

S/23 Lawrence Tech W 44-0
S/30 Ferris W 68-0
O/08 at Northern Michigan W 47-0
O/15 Bluffton W 45-0
O/21 Eastern Michigan W 7-6
O/28 Saint Mary's W 39-0
N/05 at Wayne W 20-3
N/12 at Western Michigan L 0-35

1939: Ron Finch

Overall: 7-1

S/22	at Detroit	L	7-20
S/29	at Ferris	W	20-0
S/30	Northern Illinois	W	6-0
O/06	Northern Michigan	W	37-0
O/14	at Eastern Kentucky	W	18-14
O/21	at Eastern Michigan	W	14-0
O/27	Ball State	W	7-0
N/11	Wayne	W	33-6

1940: Ron Finch

Overall: 4-3-1

S/27	Ferris	W	37-0
O/05	at Ball State	W	7-0
O/12	at Northern Illinois	L	6-9
O/19	at Bradley Tech	L	0-19
O/24	Eastern Michigan	W	24-0
N/02	at Wayne	T	7-7
N/09	Eastern Kentucky	L	0-25
N/16	DeSales	W	7-0

1941: Ron Finch

Overall: 4-3

O/03	Northern Michigan	W	7-0
O/10	at Detroit	L	0-45
O/18	at Ball State	W	7-0
O/24	at Eastern Michigan	W	12-6
N/01	at Wayne	L	0-6
N/08	Grand Rapids Union	L	6-7
N/15	DeSales	W	12-6

1942: Ron Finch

Overall: 6-0

O/03	at Northern Michigan	W	21-0
O/09	Grand Rapids Union	W	6-2
O/16	Eastern Michigan	W	14-0
O/24	Ball State	W	19-13
O/30	Wayne	W	13-0
N/07	at Grand Rapids Union	W	20-6

1943: Ron Finch

Overall: 2-3

	at Bowling Green	L	0-36
	Western Michigan	L	0-19
	at Alma	W	13-7
	at Alma	L	0-8
	at Alma	W	6-0

1944: Ron Finch

Overall: 5-2

	at Alma	W	20-13
	Bowling Green	L	19-20
	at Alma	W	33-13
	at Michigan "B"	W	25-12
	at Western Michigan	L	14-35
	at Michigan "B"	W	14-13
	at Indiana St. Teachers	W	25-0

1945: Ron Finch

Overall: 6-1

	at Alma	W	13-0
	at Bowling Green	L	6-19
	at Alma	W	26-0
	Western Michigan	W	6-0
	at Eastern Kentucky	W	14-7
	at Wayne	W	26-0
	at Albion	W	7-0

1946: Ron Finch

Overall: 6-2

S/20	Ohio Wesleyan	L	0-13
S/27	Bowling Green	W	7-0
O/05	at Eastern Kentucky	W	20-7
O/12	at Northern Michigan	W	60-0
O/19	at Eastern Michigan	W	26-13
O/26	Northern Illinois	W	58-7
N/02	at Western Michigan	L	21-27
N/09	Great Lakes Naval	W	41-0

1947: Lyle Bennett

Overall: 2-5-1

S/19	at Detroit	L	14-34
S/26	at Bowling Green	L	19-20
O/03	at Northern Illinois	T	6-6
O/11	Western Michigan	L	12-20
O/17	Northern Michigan	W	45-0
O/24	at Youngstown	L	7-13
N/01	Eastern Michigan	W	33-0
N/15	at Wis. State Teachers	L	0-12

1948: Lyle Bennett

Overall: 3-6

S/21	Ferris	W	27-6
O/02	Bowling Green	L	12-13
O/09	at Western Michigan	L	0-7
O/14	at Northern Michigan	W	46-14
O/16	Kent State	L	0-28
O/23	at Youngstown	L	9-32
O/31	Wayne	L	12-27
N/06	at Eastern Michigan	L	0-6
N/13	Wis. State Teachers	W	21-6

1949: Lyle Bennett

Overall: 3-4

S/23	at Ferris State	W	33-7
O/01	at Bowling Green	L	0-20
O/08	at Michigan Tech	W	35-6
O/14	at Kent State	L	12-26
O/22	Western Michigan	L	8-35
O/29	Hillsdale	L	0-8
N/04	Eastern Michigan	W	18-7

1950: Warren Schmakiel

Overall: 6-4; IIAC: 2-2

S/18	Alma	W	19-0
S/23	at Western Illinois^	L	7-28
S/30	at Western Michigan	L	13-21
O/07	Illinois Normal^	L	13-14
O/14	Bowling Green	W	12-0

O/21	at DePauw	W	33-20
O/28	at Eastern Michigan^	W	26-7
N/04	at Northern Illinois^	W	26-14
N/11	Ferris State	W	40-0
N/18	at Hillsdale	L	20-21

^ Interstate Intercollegiate Athletic Conference game

1951: Bill Kelly

Overall: 5-3; IIAC: 4-2

S/22	at Southern Illinois^	W	34-12
S/28	Western Illinois^	L	6-27
O/13	Eastern Illinois^	W	59-27
O/20	at Eastern Michigan^	W	19-13
O/27	at Illinois Normal^	W	26-0
N/02	Northern Illinois^	L	13-26
N/09	at Ferris State	W	49-6
N/17	Western Michigan	L	25-46

^ Interstate Intercollegiate Athletic Conference game

1952: Bill Kelly

Overall: 7-0; IIAC: 6-0

IIAC Champions

S/12	vs. St. Ambrose#	W	38-14
S/20	Bowling Green	L	7-20
S/27	at Northern Illinois^	W	56-7
O/04	Western Michigan	L	0-18
O/11	at Western Illinois^	W	27-0
O/18	Southern Illinois^	W	55-7
O/25	Eastern Michigan^	W	26-7
N/01	Illinois Normal^	W	35-12
N/08	at Eastern Illinois^	W	41-0

Game played in Saginaw, Mich.

^ Interstate Intercollegiate Athletic Conference game

1953: Bill Kelly

Overall: 7-1-1; IIAC: 5-0-1

IIAC Champions

S/19	at Iowa State Teachers	W	34-20
S/26	Western Michigan	W	21-0
O/03	Eastern Illinois^	W	33-6
O/10	vs. Great Lakes Naval#	L	16-39
O/17	at Southern Illinois^	W	19-6
O/24	Western Illinois^	W	13-6
O/31	at Illinois Normal^	W	29-19
N/06	Northern Illinois^	W	46-0
N/14	at Eastern Michigan^	T	33-33

Game played in Saginaw, Mich.

^ Interstate Intercollegiate Athletic Conference game

1954: Bill Kelly

Overall: 8-2; IIAC: 5-1

IIAC Co-Champions

S/11	vs. Wis.-Milwaukee#	W	26-7
S/18	Iowa State Teachers	W	42-21
S/25	at Western Michigan	W	25-19
O/02	at Eastern Illinois^	W	60-0
O/09	at Great Lakes Naval	L	28-32

O/16 Southern Illinois[^] W 33-0
 O/23 at Western Illinois[^] L 7-14
 O/30 Illinois Normal[^] W 26-0
 N/06 at Northern Illinois[^] W 46-7
 N/13 Eastern Michigan[^] W 28-7
 # Game played in Saginaw, Mich.
 ^ Interstate Intercollegiate Athletic Conference game

1955: Bill Kelly **Overall: 8-1; IIAC: 5-1** **IIAC Co-Champions**

S/10 Kansas State Teachers#W 33-0
 S/24 Western Michigan W 27-12
 O/01 at Southern Illinois[^] L 13-14
 O/08 Northern Illinois[^] W 61-0
 O/15 Western Illinois[^] W 20-0
 O/22 at Illinois Normal[^] W 35-7
 O/29 at Wis.-Milwaukee W 63-12
 N/05 at Eastern Michigan[^] W 27-20
 N/12 Eastern Illinois[^] W 48-14
 # Game played in Saginaw, Mich.
 ^ Interstate Intercollegiate Athletic Conference game

1956: Bill Kelly **Overall: 9-0; IIAC: 6-0** **IIAC Champions**

S/15 vs. Bradley# W 38-33
 S/22 at Western Michigan W 14-7
 S/29 Southern Illinois[^] W 32-13
 O/06 at Northern Illinois[^] W 41-0
 O/13 at Western Illinois[^] W 44-20
 O/20 Illinois Normal[^] W 20-0
 O/27 Wis.-Milwaukee W 67-12
 N/03 Eastern Michigan[^] W 19-0
 N/11 at Eastern Illinois[^] W 37-7
 # Game played in Saginaw, Mich.
 ^ Interstate Intercollegiate Athletic Conference game

1957: Bill Kelly **Overall: 4-6, IIAC: 4-2**

S/14 vs. Bradley# L 7-14
 S/21 Western Michigan L 0-33
 S/28 Hillsdale L 14-35
 O/05 at Illinois Normal[^] L 20-24
 O/11 at Eastern Michigan[^] L 6-39
 O/19 Northern Illinois[^] W 52-12
 O/26 at Louisville L 0-40
 N/02 Eastern Illinois[^] W 61-6
 N/09 at Southern Illinois[^] W 21-12
 N/16 Western Illinois[^] W 39-7
 # Game played in Saginaw, Mich.
 ^ Interstate Intercollegiate Athletic Conference game

1958: Bill Kelly **Overall: 7-3; IIAC: 4-2**

S/13 Northern Michigan W 27-14
 S/20 at Western Michigan W 33-32
 S/27 vs. Hillsdale# W 19-13
 O/04 Illinois Normal[^] W 33-6
 O/11 Eastern Michigan[^] W 7-6
 O/18 at Northern Illinois[^] W 33-23
 O/25 Louisville L 7-40
 N/01 Eastern Illinois[^] W 27-8
 N/08 Southern Illinois[^] L 7-24
 N/15 Western Illinois[^] L 23-38
 # Game played in Saginaw, Mich.
 ^ Interstate Intercollegiate Athletic Conference game

1959: Bill Kelly **Overall: 7-3; IIAC: 4-2**

S/12 vs. Bowling Air Force# L 13-19
 S/19 Western Michigan W 21-15
 S/25 at Drake W 41-21
 O/03 Western Illinois[^] L 20-26
 O/10 at Illinois Normal[^] W 22-0
 O/17 at Eastern Michigan[^] W 21-18
 O/24 Northern Illinois[^] W 29-7
 O/31 Northern Michigan W 20-8
 N/07 Eastern Illinois[^] W 26-0
 N/14 Southern Illinois[^] L 20-51
 # Game played in Saginaw, Mich.
 ^ Interstate Intercollegiate Athletic Conference game

1960: Bill Kelly **Overall: 3-5; IIAC: 3-3**

S/17 at Western Michigan L 0-31
 S/24 at Northern Michigan L 3-20
 O/01 at Western Illinois[^] L 13-38
 O/08 Illinois Normal[^] W 50-0
 O/15 Eastern Michigan[^] W 28-0
 O/22 at Northern Illinois[^] L 15-36
 O/29 at Eastern Illinois[^] W 35-12
 N/12 Southern Illinois[^] L 17-28
 ^ Interstate Intercollegiate Athletic Conference game

1961: Bill Kelly **Overall: 2-8; IIAC: 1-5**

S/09 vs. Northern Michigan# L 0-35
 S/16 Western Michigan L 21-27
 S/21 at Youngstown L 7-36
 S/30 at Southern Illinois[^] L 0-18
 O/07 Western Illinois[^] L 7-12
 O/14 at Illinois Normal[^] L 21-32
 O/21 at Eastern Michigan[^] W 13-11
 O/28 Northern Illinois[^] L 0-11
 N/04 Hillsdale W 13-10
 N/11 Eastern Illinois[^] L 13-22
 # Game played in Saginaw, Mich.
 ^ Interstate Intercollegiate Athletic Conference game

1962: Bill Kelly **Overall: 6-4; IIAC 4-0** **IIAC Champions**

S/08 vs. Northern Michigan# L 12-20
 S/15 at Western Michigan L 0-28
 S/22 Youngstown L 7-14
 S/29 Southern Illinois L 6-43
 O/06 at Western Illinois[^] W 17-8
 O/13 Illinois Normal[^] W 46-8
 O/20 Eastern Michigan W 24-0
 O/27 at Northern Illinois[^] W 35-27
 N/03 Hillsdale# W 9-0
 N/10 at Eastern Illinois[^] W 35-23
 # Game played in Saginaw, Mich.
 % Game played in Flint, Mich.
 ^ Interstate Intercollegiate Athletic Conference game

1963: Bill Kelly **Overall: 4-5-1; IIAC: 2-2**

S/14 vs. Bradley# L 6-12
 S/21 at Youngstown T 7-7
 S/28 Western Michigan W 30-14
 O/05 Eastern Illinois[^] W 35-15
 O/12 at Northern Michigan L 0-19
 O/19 at Western Illinois[^] L 7-28
 O/26 at Illinois Normal[^] W 24-22
 N/02 at Eastern Michigan W 55-20
 N/09 Northern Illinois[^] L 22-27
 N/16 Hillsdale L 23-31
 # Game played in Saginaw, Mich.
 ^ Interstate Intercollegiate Athletic Conference game

1964: Bill Kelly **Overall: 4-5; IIAC: 1-3**

S/12 vs. Whitewater State# W 13-7
 S/26 at Western Michigan W 18-6
 O/03 at Eastern Illinois[^] L 14-17
 O/10 Northern Michigan L 7-12
 O/17 Western Illinois[^] L 7-41
 O/24 Illinois State[^] W 12-0
 O/31 Youngstown W 25-20
 N/07 Northern Illinois[^] L 14-19
 N/14 at Hillsdale L 7-26
 # Game played in Saginaw, Mich.
 ^ Interstate Intercollegiate Athletic Conference game

1965: Bill Kelly **Overall: 5-5; IIAC 3-1**

at Whitewater State L 13-35
 Youngstown State L 14-35
 Western Michigan L 13-21
 Northern Illinois[^] L 14-19
 at Northern Michigan W 13-0
 Hillsdale L 0-13
 at Illinois State[^] W 32-8

Western Illinois [^]	W	9 - 6
Eastern Illinois [^]	W	48 - 6
at Ferris State	W	37 - 0

[^] Interstate Intercollegiate Athletic Conference game

1966: Bill Kelly
Overall: 5-5; IAC: 3-0
IAC Champions

Whitewater State	L	16-40
Youngstown	L	6 - 7
at Western Michigan	L	14 - 31
at Northern Illinois	L	13 - 20
Northern Michigan	L	14 - 35
at Hillsdale	W	28 - 7
Illinois State [^]	W	20 - 6
Western Illinois [^]	W	28 - 3
at Eastern Illinois [^]	W	30 - 10
Wayne State	W	44 - 0

[^] Interstate Intercollegiate Athletic Conference game

1967: Roy Kramer
Overall: 8-2; IAC 2-1
IAC Co-Champions

S/16 Bradley	W	23 - 21
S/22 at Youngstown State	W	16 - 2
S/30 vs. Northern Michigan#	L	15 - 21
O/07 Eastern Illinois [^]	W	21 - 0
O/14 Hillsdale	W	30 - 6
O/21 at Central State (Ohio)	W	33 - 0
O/28 at Illinois State [^]	W	19 - 14
N/04 at Western Illinois [^]	L	7 - 13
N/11 Morehead State	W	9 - 7
N/18 at Wayne State	W	34 - 0

Game played in Saginaw, Mich.

[^] Interstate Intercollegiate Athletic Conference game

1968: Roy Kramer
Overall: 7-2; IAC 2-1
IAC Co-Champions

S/14 at Bradley	W	41 - 6
S/21 Youngstown State	W	24 - 20
S/28 Northern Michigan	L	24 - 28
O/05 at Eastern Illinois [^]	W	23 - 16
O/12 at Hillsdale	W	35 - 10
O/19 Central State (Ohio)	W	27 - 0
O/26 Illinois State [^]	W	19 - 16
N/02 Western Illinois [^]	L	28 - 30
N/16 Wayne State	W	35 - 6

[^] Interstate Intercollegiate Athletic Conference game

1969: Roy Kramer
Overall: 7-3; IAC: 2-1

S/13 at Western Michigan	L	0 - 24
S/20 at Northern Iowa	W	28 - 10
S/27 Wis.-Milwaukee	W	41 - 6
O/04 at Illinois State [^]	W	21 - 0
O/11 Northern Michigan	W	40 - 37

O/18 at Western Illinois [^]	L	14 - 17
O/25 Eastern Illinois [^]	W	44 - 0
N/01 Akron	L	6 - 9
N/08 at Indiana State	W	25 - 24
N/15 at Wayne State	W	35 - 20

[^] Interstate Intercollegiate Athletic Conference game

1970: Roy Kramer
Overall: 7-3

S/12 Western Michigan	L	0 - 41
S/19 Northern Iowa	W	27 - 9
S/26 at Wis.-Milwaukee	W	27 - 0
O/03 Illinois State	W	34 - 20
O/10 at Northern Michigan	L	14 - 34
O/17 Western Illinois	W	20 - 10
O/24 at Eastern Illinois	W	58 - 34
O/31 at Akron	L	19 - 35
N/07 Indiana State	W	17 - 7
N/14 at Hofstra	W	47 - 0

1971: Roy Kramer
Overall: 5-5

S/11 at Ball State	L	6 - 9
S/18 Youngstown State	W	47 - 19
S/25 Northern Michigan	L	14 - 37
O/02 at Indiana State	W	21 - 6
O/09 at Western Illinois	L	0 - 28
O/23 Eastern Illinois	W	47 - 14
O/30 Akron	W	10 - 7
O/13 at Illinois State	L	6 - 13
N/06 Hofstra	W	24 - 13
N/20 at Southern Illinois	L	8 - 35

1972: Roy Kramer
Overall: 5-5-1

S/09 at Ohio	L	21 - 26
S/16 at Ball State	L	12 - 30
S/23 at Northern Michigan	W	26 - 9
S/30 Indiana State	W	34 - 0
O/07 Western Illinois	L	19 - 20
O/14 Eastern Kentucky	W	21 - 14
O/21 at Eastern Illinois	W	63 - 0
O/28 at Akron	L	10 - 14
N/04 Illinois State	W	28 - 21
N/11 at Youngstown State	T	28 - 28
N/18 Eastern Michigan	L	3 - 28

1973: Roy Kramer
Overall: 7-4

S/08 Western Michigan	L	13 - 18
S/15 Ball State	W	14 - 7
S/22 at Toledo	L	21 - 23
S/29 at Dayton	W	15 - 6
O/06 Illinois State	W	6 - 3
O/13 at Indiana State	W	21 - 7
O/20 at Western Illinois	L	18 - 24
N/03 Eastern Michigan	W	31 - 21
N/10 at Eastern Kentucky	W	21 - 7
N/17 Northern Michigan	W	30 - 7
N/24 at Kent State	L	7 - 28

1974: Roy Kramer
Overall: 12-1

D2 National Champions

S/07 Kent State	L	14 - 21
S/14 at Ball State	W	24 - 17
S/21 at Northern Michigan	W	21 - 7
S/28 Dayton	W	42 - 8
O/05 at Illinois State	W	21 - 14
O/12 Indiana State	W	49 - 0
O/19 Western Illinois	W	58 - 7
N/02 at Eastern Michigan	W	28 - 13
N/09 at Western Michigan	W	42 - 6
N/16 Southern Illinois	W	42 - 0
N/30 Boise State	W	20 - 6
D/07 vs. Louisiana Tech!	W	35 - 14
D/14 vs. Delaware\$	W	54 - 14

! Wichita Falls, Texas
\$ Sacramento, Calif.

1975: Roy Kramer
Overall: 8-2-1; MAC 4-1-1

S/06 Western Michigan*	W	34 - 0
S/13 Ohio*	T	6 - 6
S/20 Northern Michigan	L	16 - 17
S/27 at Toledo*	W	34 - 27
O/04 at Illinois State	W	42 - 7
O/11 Eastern Michigan	W	20 - 7
O/18 at Ball State*	L	13 - 16
O/25 at Kent State*	W	17 - 8
N/01 Marshall	W	34 - 0
N/08 at Western Illinois	W	24 - 7
N/15 Northern Illinois*	W	69 - 7

* Mid-American Conference game

1976: Roy Kramer
Overall: 7-4; MAC 4-3

S/11 Kent State*	L	10 - 20
S/18 Toledo*	W	9 - 7
S/25 at Marshall	W	22 - 7
O/02 Illinois State	W	26 - 7
O/09 Ohio*	W	17 - 15
O/16 Indiana State	W	16 - 13
O/23 at Northern Michigan	L	13 - 41
O/30 at Bowling Green*	W	38 - 28
N/06 at Eastern Michigan*	L	27 - 30
N/13 at Northern Illinois*	W	31 - 9
N/20 at Western Michigan*	L	14 - 42

* Mid-American Conference game

1977: Roy Kramer
Overall: 10-1; MAC 7-1

S/03 Alcorn State	W	39 - 7
S/10 Eastern Michigan*	W	9 - 3
S/17 at Illinois State	W	28 - 7
S/24 at Ohio*	W	31 - 14
O/01 at Ball State*	L	12 - 28
O/08 at Northern Illinois*	W	25 - 21
O/22 Akron	W	17 - 14

GAME-BY-GAME RESULTS

O/29	Bowling Green*	W	35-28
N/05	at Kent State*	W	49-10
N/12	at Toledo*	W	44-0
N/19	Western Michigan*	W	28-23

* Mid-American Conference game

1978: Herb Deromedi **Overall: 9-2; MAC 8-1**

S/09	Kent State*	W	41-0
S/16	at Miami*	W	37-18
S/23	at Alcorn State	L	16-24
S/30	Ball State*	L	0-27
O/07	at Ohio*	W	17-3
O/14	Illinois State	W	45-7
O/21	Northern Illinois*	W	34-7
O/28	at Bowling Green*	W	38-7
N/04	Toledo*	W	27-3
N/11	at Eastern Michigan*	W	41-9
N/18	at Western Michigan*	W	35-14

* Mid-American Conference game

1979: Herb Deromedi **Overall: 10-0-1; MAC 8-0-1**

MAC Champions

S/08	Western Michigan*	W	10-0
S/22	at Bowling Green*	W	24-0
S/29	Miami*	W	19-18
O/06	Ohio*	W	26-0
O/13	Northern Illinois*	W	31-11
O/20	at Ball State*	W	32-30
O/27	at Kent State*	W	44-21
N/03	at Toledo*	T	7-7
N/10	Eastern Michigan*	W	37-14
N/17	at Northwestern (La.)#W	28-0	
N/24	at San Jose State	W	34-32

* Mid-American Conference game

Game played at Natchitoches, La.

1980: Herb Deromedi **Overall: 9-2; MAC 7-2**

MAC Champions

S/06	Ball State*	W	21-17
S/13	at Miami*	W	15-14
S/20	Illinois State	W	16-0
S/27	Kent State*	W	21-6
O/04	Toledo*	W	14-10
O/11	at Ohio*	L	9-24
O/18	at Northern Illinois*	L	0-21
O/25	Northwestern State (La.)	W	17-0
N/01	at Eastern Michigan*	W	51-15
N/08	Bowling Green*	W	32-10
N/15	at Western Michigan*	W	22-10

* Mid-American Conference game

1981: Herb Deromedi **Overall: 7-4; MAC 7-2**

S/05	at Pacific	L	3-10
S/19	Northern Illinois*	W	17-10
S/26	Arkansas State	L	23-26
O/03	Eastern Michigan*	W	63-14
O/10	at Western Michigan*	W	15-13

O/17	at Toledo*	L	3-17
O/24	Kent State*	W	24-3
O/31	at Ohio*	W	38-21
N/07	Miami*	L	3-7
N/14	at Ball State*	W	28-7
N/21	at Bowling Green*	W	6-3

* Mid-American Conference game

1982: Herb Deromedi

Overall: 6-4-1; MAC 5-3-1

S/04	Indiana State	W	35-10
S/18	Bowling Green*	L	30-34
S/25	at East Carolina	L	6-24
O/02	at Eastern Michigan*	W	13-8
O/09	Western Michigan*	T	18-18
O/16	Toledo*	W	16-12
O/23	at Kent State*	W	31-20
O/30	Ohio*	W	42-18
N/06	at Miami*	L	0-23
N/13	Ball State*	W	24-13
N/20	at Northern Illinois*	L	13-19

* Mid-American Conference game

1983: Herb Deromedi

Overall: 8-3; MAC 7-2

S/03	at Kentucky	L	14-31
S/17	Northern Michigan	W	37-15
S/24	at Western Michigan*	W	32-14
O/01	Kent State*	W	13-7
O/08	Eastern Michigan*	W	24-3
O/15	at Ohio*	W	14-9
O/22	Miami*	L	7-12
O/29	at Bowling Green*	L	14-15
N/05	Northern Illinois*	W	30-14
N/12	at Ball State*	W	38-10
N/19	at Toledo*	W	34-6

* Mid-American Conference game

1984: Herb Deromedi

Overall: 8-2-1; MAC 6-2-1

S/01	Northern Michigan	W	45-22
S/15	East Carolina	W	17-12
S/22	Western Michigan*	W	38-19
S/29	at Kent State*	W	14-10
O/06	at Eastern Michigan*	T	16-16
O/13	Ohio*	W	35-3
O/20	at Miami*	W	10-9
O/27	Bowling Green*	W	42-21
N/03	at Northern Illinois*	L	7-8
N/10	Ball State*	W	51-7
N/17	Toledo*	L	7-14

* Mid-American Conference game

1985: Herb Deromedi

Overall: 7-3; MAC 6-3

S/14	Pacific	W	27-10
S/28	at Ohio*	W	13-7
O/05	Kent State*	W	21-17
O/12	at Western Michigan*	W	24-17
O/19	at Bowling Green*	L	18-23
O/26	Eastern Michigan*	W	17-10

N/02	Miami*	L	14-19
N/09	at Toledo*	L	7-10
N/16	at Ball State*	W	23-9
N/23	Northern Illinois*	W	30-21

* Mid-American Conference game

1986: Herb Deromedi **Overall: 5-5; MAC 4-4**

S/13	Idaho	W	34-21
S/20	Bowling Green*	W	20-10
S/27	Ohio*	W	56-27
O/04	at Kent State*	L	30-33
O/11	Western Michigan*	W	18-10
O/18	at Tulsa	L	6-42
O/25	at Eastern Michigan*	L	16-34
N/01	at Miami*	L	21-59
N/08	Toledo*	L	14-26
N/15	Ball State*	W	43-22

* Mid-American Conference game

1987: Herb Deromedi **Overall: 5-5-1; MAC 3-4-1**

S/05	Miami*	L	6-15
S/12	at Idaho	W	30-18
S/26	at Minnesota	L	10-30
O/03	at Kent State*	L	21-24
O/10	Eastern Michigan*	W	16-6
O/17	Tulsa	W	41-18
O/24	at Ball State*	L	3-13
O/31	Western Michigan*	W	30-27
N/07	at Ohio*	W	31-17
N/14	Toledo*	T	17-17
N/21	at Bowling Green*	L	17-18

* Mid-American Conference game

1988: Herb Deromedi **Overall: 7-4; MAC 5-3**

S/03	at Kentucky	L	7-18
S/17	at Akron	W	27-16
S/24	Montana State	W	48-10
O/01	Kent State*	W	31-7
O/08	at Eastern Michigan*	W	20-6
O/15	Bowling Green*	W	21-3
O/22	Ball State*	L	20-27
O/29	at Western Michigan*	L	24-42
N/05	Ohio*	W	42-10
N/12	at Toledo*	L	13-20
N/19	at Miami*	W	34-17

* Mid-American Conference game

1989: Herb Deromedi **Overall: 5-5-1; MAC 5-2-1**

S/09	at SW Louisiana	L	20-22
S/16	Akron	L	26-27
S/23	at Bowling Green*	L	20-24
S/30	at Miami*	W	20-7
O/07	Kent State*	W	38-0
O/14	at Western Michigan*	W	34-6
O/21	Youngstown State	L	3-30
O/28	Eastern Michigan*	W	24-9
N/04	at Ball State*	T	13-13

N/11 Ohio* W 24-15
N/18 at Toledo* L 6-29
* Mid-American Conference game

1990: Herb Deromedi Overall: 8-3-1; MAC: 7-1

MAC Champions

S/01 at Kentucky L 17-20
S/08 Cincinnati W 34-0
S/15 at Akron T 14-14
S/22 Bowling Green* W 17-0
S/29 Miami* W 31-7
O/06 at Kent State* W 42-0
O/13 Western Michigan* W 20-13
O/20 Toledo* W 13-12
O/27 at Eastern Michigan* W 16-12
N/03 Ball State* L 3-13
N/10 at Ohio* W 52-7
D/08 vs. San Jose State\$ L 24-48
* Mid-American Conference game
\$ California Raisin Bowl - Fresno, Calif.

1991: Herb Deromedi Overall: 6-1-4; MAC: 3-1-4

A/31 at Ohio* T 17-17
S/07 SW Louisiana W 27-24
S/14 at Michigan State W 20-3
S/21 Akron W 31-29
S/28 at Toledo* T 16-16
O/05 at Bowling Green* L 10-17
O/12 Miami* T 10-10
O/19 at Kent State* W 23-7
O/26 Ball State* W 10-3
N/02 at Eastern Michigan* T 14-14
N/16 Western Michigan* W 27-17
* Mid-American Conference game

1992: Herb Deromedi Overall: 5-6; MAC: 4-5

S/05 at Kentucky L 14-21
S/12 at Michigan State W 24-20
S/19 Ohio* W 24-0
S/26 Toledo* W 28-9
O/03 Bowling Green* L 14-17
O/10 at Miami* L 13-16
O/17 Kent State* W 35-0
O/24 at Ball State* L 23-24
O/31 at Akron* L 28-31
N/07 Eastern Michigan* W 30-13
N/14 at Western Michigan* L 14-19
* Mid-American Conference game

1993: Herb Deromedi Overall: 5-6; MAC: 5-4

S/02 Akron* L 13-23
S/11 Ohio* W 38-0
S/18 at UNLV L 20-33
S/25 at Michigan State L 34-48
O/02 Ball State* L 17-20
O/09 at Western Michigan* W 23-18
O/16 Eastern Michigan* L 21-28

O/23 at Kent State* W 33-28
N/06 at Toledo* W 38-7
N/13 Bowling Green* W 17-15
N/20 at Miami* L 21-24
* Mid-American Conference game

1994: Dick Flynn Overall: 9-3; MAC 8-1 MAC Champions

S/03 at Iowa L 21-52
S/10 UNLV W 35-23
S/17 at Eastern Michigan* W 30-29
S/24 Kent State* W 45-0
O/01 at Ball State* L 28-31
O/08 Western Michigan* W 35-28
O/15 at Akron* W 47-0
O/22 Miami* W 32-30
O/29 at Ohio* W 22-10
N/05 Toledo* W 45-27
N/12 at Bowling Green* W 36-33
D/15 at UNLV\$ L 24-52
\$ Las Vegas Bowl - Las Vegas, Nev.
* Mid-American Conference game

1995: Dick Flynn Overall: 4-7; MAC: 2-6

S/09 Weber State W 39-31
S/16 at East Carolina L 17-30
S/23 Bowling Green* W 22-16
S/30 at Akron* L 13-16
O/07 at Eastern Michigan* L 24-34
O/14 at Youngstown State W 46-25
O/21 Kent State* W 27-16
O/28 Miami* L 13-17
N/04 Toledo* L 7-19
N/11 at Ball State* L 16-24
N/18 at Western Michigan* L 31-48

1996: Dick Flynn Overall: 5-6; MAC: 4-4

A/31 at Boise State W 42-21
S/07 at Virginia L 21-55
S/14 Louisiana Tech L 37-38
S/21 Western Michigan* W 38-28
S/28 at Bowling Green* L 27-31
O/05 at Miami* L 14-46
O/12 Akron* W 42-0
O/19 Eastern Michigan* W 41-36
O/26 Ball State* L 17-24
N/02 at Kent State* W 52-51
N/09 at Toledo* L 20-23
* Mid-American Conference game

1997: Dick Flynn Overall: 2-9; MAC 1-7

A/28 Northern Illinois* W 44-10
S/06 at Florida L 6-82
S/13 Boise State W 44-26
S/20 at Louisiana Tech L 28-56
S/27 Eastern Michigan* L 24-31
O/04 at Akron* L 14-53

O/11 Toledo* L 10-41
O/18 at Ball State* L(OT) 34-37
O/25 at Kent State* L 37-60
N/01 Marshall* L 17-45
N/08 at Western Michigan* L 24-38
* Mid-American Conference game

1998: Dick Flynn Overall: 6-5; MAC: 5-3

S/05 at Iowa L 0-38
S/12 Western Illinois W 35-14
S/26 Kent State* W 46-7
O/03 at Michigan State L 7-38
O/10 at Eastern Michigan*W(OT) 36-23
O/17 at Northern Illinois* L 6-16
O/24 Western Michigan* W 26-24
O/31 Akron* W 28-27
N/07 at Marshall* L 0-28
N/14 at Toledo* L 14-17
N/21 Ball State* W 31-21
* Mid-American Conference game

1999: Dick Flynn Overall: 4-7; MAC: 3-5

S/02 Eastern Illinois W 33-17
S/11 at Syracuse L 7-47
S/18 at Purdue L 16-58
S/25 Miami* L 16-24
O/02 at Western Michigan* L 16-38
O/09 at Buffalo* W 38-19
O/16 Northern Illinois* L 27-31
O/30 at Bowling Green* L 7-31
N/06 Toledo* L 13-32
N/13 Eastern Michigan* W 29-26
N/20 at Ball State* W 27-21
* Mid-American Conference game

2000: Mike DeBord Overall: 2-9; MAC: 2-6

S/02 at Purdue L 0-48
S/09 Akron* W 17-7
S/16 at Wyoming L 10-31
S/23 Boise State L 10-47
S/30 at Toledo* L 0-41
O/07 Kent State* L(OT) 21-24
O/21 at Ohio* L 3-52
O/28 Ball State* L 34-38
N/04 at Eastern Michigan* L 15-31
N/11 Western Michigan* W 21-17
N/17 at Northern Illinois* L 6-40
* Mid-American Conference Game

2001: Mike DeBord Overall: 3-8; MAC: 2-6

A/30 Eastern Kentucky W 42-28
S/08 at Michigan State L 21-35
S/22 Toledo* L 28-52
S/29 at Buffalo* W 16-8
O/13 Ohio* L 3-34
O/20 at Marshall* L 21-42
O/27 Northern Illinois* L 24-33

GAME-BY-GAME RESULTS

N/03	at Ball State*	L	34-38
N/10	Eastern Michigan*	W	35-30
N/17	at Western Michigan*	L	17-20
N/24	at Boise State	L	10-26

* Mid-American Conference Game

2002: Mike DeBord

Overall: 4-8; MAC: 2-6

A/29	Sam Houston State	W	34-10
S/07	Wyoming	W	32-20
S/14	at Akron*	W	24-17
S/21	at Indiana	L	29-39
S/28	at Boston College	L	0-43
O/12	Bowling Green*	L	35-45
O/19	at Northern Illinois*	L	0-49
O/26	Marshall*	L	18-23
N/02	at Eastern Michigan*	W	47-21
N/09	at Toledo*	L	17-44
N/16	Ball State*	L	21-38
N/23	Western Michigan*	L	10-35

* Mid-American Conference Game

2003: Mike DeBord

Overall: 3-9; MAC: 1-7

A/30	at Michigan	L	7-45
S/06	New Hampshire	W	40-33
S/13	Eastern Kentucky	W	42-41
S/20	at Ball State*	L	14-27
O/04	at Bowling Green*	L	3-23
O/11	Northern Illinois*	L	24-40
O/18	Toledo*	L	13-31
O/25	at Central Florida*	L	13-31
N/01	Eastern Michigan*	W	38-10
N/08	Akron*	L	28-40
N/15	at Western Michigan*	L	21-44
N/22	Navy	L	34-63

* Mid-American Conference Game

2004: Brian Kelly

Overall: 4-7; MAC: 3-5

S/04	at Indiana	L	10-41
S/11	at Michigan State	L	7-24
S/18	SE Missouri State	W	44-27
O/02	Kent State*	W	24-21
O/09	Bowling Green*	L	14-38
O/16	at Northern Illinois*	L	10-42
O/23	at Toledo*	L	22-27
O/30	Western Michigan* W(OT)		24-21
N/06	vs. Eastern Michigan*% L(4OT)		58-61
N/13	at Buffalo*	L	6-36
N/20	Ball State*	W	41-40

* Mid-American Conference Game

% Game played at Ford Field, Detroit

2005: Brian Kelly

Overall: 6-5; MAC: 5-3

S/02	Indiana	L	13-20
S/10	at Miami*	W	38-37
S/17	at Penn State	L	3-40
S/24	Eastern Michigan*	L(OT)	20-23
O/01	at Akron*	W	31-17

O/08	at Army	W	14-10
O/15	Ohio*	W	37-10
O/29	Toledo*	W	21-17
N/05	Northern Illinois*	L	28-31
N/12	at Western Michigan*	L	24-31
N/19	at Ball State*	W(OT)	31-24

* Mid-American Conference Game

2006: Brian Kelly/Jeff Quinn

Overall: 10-4; MAC: 7-1

MAC Champions

A/31	Boston College	L	24-31
S/09	at Michigan	L	17-41
S/16	Akron*	W	24-21
S/23	at Eastern Michigan*W(OT)		24-17
S/30	at Kentucky	L	36-45
O/07	at Toledo*	W	42-20
O/14	Ball State*	W	18-7
O/19	Bowling Green*	W	31-14
N/04	at Temple	W	42-26
N/10	Western Michigan*	W	31-7
N/17	at Northern Illinois*	L	10-31
N/24	at Buffalo*	W	55-28
N/30	vs. Ohio#	W	31-10
D/26	vs. Middle Tennessee^W		31-14

* Mid-American Conference Game

MAC Championship Game at Ford Field, Detroit

^ Motor City Bowl at Ford Field, Detroit

Jeff Quinn was interim head coach for Motor City Bowl

2007: Butch Jones

Overall: 8-6; MAC: 6-1

MAC Champions

S/01	at Kansas	L	7-52
S/08	Toledo*	W	52-31
S/15	at Purdue	L	22-45
S/22	North Dakota State	L	14-44
S/29	Northern Illinois*	W	35-10
O/06	at Ball State*	W	58-38
O/13	Army	W	47-23
O/20	at Clemson	L	14-70
O/27	at Kent State*	W	41-32
N/06	at Western Michigan*	W	34-31
N/16	Eastern Michigan*	L	45-48
N/23	at Akron*	W	35-32
D/01	vs. Miami#	W	35-10
D/26	vs. Purdue^	L	48-51

* Mid-American Conference Game

MAC Championship Game at Ford Field, Detroit

^ Motor City Bowl at Ford Field, Detroit

2008: Butch Jones

Overall: 8-5; MAC: 6-2

A/28	Eastern Illinois	W	31-12
S/06	at Georgia	L	17-56
S/13	at Ohio*	W	31-28
S/20	at Purdue	L	25-32
S/27	Buffalo*	W	27-25

O/11	Temple*	W	24-14
O/18	Western Michigan*	W	38-28
O/25	at Toledo*	W	24-23
N/01	at Indiana	W	37-34
N/12	at Northern Illinois*	W(OT)	33-30
N/19	Ball State*	L	24-31
N/28	at Eastern Michigan*	L	52-56
D/26	vs. Florida Atlantic^	L	21-24

* Mid-American Conference Game

^ Motor City Bowl at Ford Field, Detroit

2009: Butch Jones/Steve Stripling

Overall: 12-2; MAC: 8-0

MAC Champions

S/05	at Arizona	L	6-19
S/12	at Michigan State	W	29-27
S/19	Alcorn State	W	48-0
S/26	Akron*	W	48-21
O/03	at Buffalo*	W	20-13
O/10	Eastern Michigan*	W	56-8
O/17	at Western Michigan*	W	34-23
O/24	at Bowling Green*	W	24-10
O/31	at Boston College	L	10-31
N/11	Toledo*	W	56-28
N/18	at Ball State*	W	35-3
N/27	Northern Illinois*	W	45-31
D/04	vs. Ohio#	W	20-10
J/06	vs. Troy^	W (2OT)	44-41

* Mid-American Conference Game

MAC Championship Game at Ford Field, Detroit

^ GMAC Bowl at Ladd-Peebles Stadium in Mobile, Ala.

Steve Stripling was interim head coach for GMAC Bowl

2010: Dan Enos

Overall: 3-9; MAC: 2-6

S/02	Hampton	W	33-0
S/09	at Temple*	L (OT)	10-13
S/18	at Eastern Michigan*	W	52-14
S/25	at Northwestern	L	25-30
O/02	Ball State*	L	17-31
O/09	at Virginia Tech	L	21-45
O/16	Miami*	L	20-27
O/23	at Northern Illinois*	L	7-33
O/30	Bowling Green*	L	14-17
N/05	Western Michigan*	W	26-22
N/13	at Navy	L	37-38
N/26	at Toledo*	L	31-42

* Mid-American Conference Game

2011: Dan Enos

Overall: 3-9; MAC: 2-6

S/01	South Carolina State	W	21-6
S/10	at Kentucky	L	13-27
S/17	at Western Michigan*	L	14-44
S/24	at Michigan State	L	7-45
O/01	Northern Illinois*	W	48-41
O/08	at North Carolina State	L	24-38
O/15	Eastern Michigan*	L	28-35

O/22	at Ball State*	L	27-31
O/29	at Akron*	W	23-22
N/04	at Kent State	L	21-24
N/10	Ohio*	L	28-43
N/18	Toledo*	L	17-44

* Mid-American Conference Game

2012: Dan Enos

Overall: 7-6; MAC: 4-4

A/30	SE Missouri State	W	38-27
S/08	Michigan State	L	7-41
S/22	at Iowa	W	32-31
S/29	at Northern Illinois*	L	24-55
O/06	at Toledo*	L	35-50
O/12	Navy	L	13-31
O/20	Ball State*	L	30-41
O/27	Akron*	W	35-14
N/03	Western Michigan*	L	31-42
N/10	at Eastern Michigan*	W	34-31
N/17	Miami*	W	30-16
N/23	at UMass*	W	42-21
D/26	Western Kentucky^	W	24-21

* Mid-American Conference Game

^ Little Caesars Pizza Bowl at Ford Field in Detroit, Mich.

2013: Dan Enos

Overall: 6-6; MAC: 5-3

A/31	at Michigan	L	9-59
S/07	New Hampshire	W	24-21
S/14	at UNLV	L	21-31
S/21	Toledo*	L	17-38
S/28	at NC State	L	14-48
O/05	at Miami*	W	21-9
O/12	at Ohio*	W	26-23
O/19	Northern Illinois*	L	17-38
N/06	at Ball State*	L	24-44
N/16	at Western Michigan*	W	27-22
N/23	UMass*	W	37-0
N/29	Eastern Michigan*	W	42-10

* Mid-American Conference Game

2014: Dan Enos

Overall: 7-6; MAC: 5-3

A/28	Chattanooga	W	20-16
S/06	at Purdue	W	38-17
S/13	Syracuse	L	3-40
S/20	at Kansas	L	10-24
S/27	at Toledo*	L	28-42
O/04	Ohio*	W	28-10
O/11	at Northern Illinois*	W	34-17
O/18	Ball State*	L	29-32
O/25	at Buffalo*	W	20-14
N/01	at Eastern Michigan*	W	38-7
N/15	Miami*	W	34-27
N/22	Western Michigan*	L	20-32
D/24	vs. Western Kentucky^	L	48-49

* Mid-American Conference Game

^ Popeyes Bahamas Bowl at Robinson National Stadium in Nassau, Bahamas

2015: John Bonamego

Overall: 7-6; MAC: 6-2

S/03	Oklahoma State	L	13-24
S/12	Monmouth	W	31-10
S/19	at Syracuse	L (OT)	27-30
S/26	at Michigan State	L	10-30
O/03	Northern Illinois*	W	29-19
O/10	at Western Michigan*	L	39-41
O/17	Buffalo*	W	51-14
O/24	at Ball State*	W	23-21
O/31	at Akron*	W	14-6
N/10	Toledo*	L	23-28
N/18	at Kent State*	W	27-14
N/27	Eastern Michigan*	W	35-28
D/28	vs. Minnesota^	L	14-21

* Mid-American Conference Game

^ Quick Lane Bowl at Ford Field in Detroit, Mich.

2016: John Bonamego

Overall: 6-7; MAC: 3-5

S/01	Presbyterian	W	49-3
S/10	at Oklahoma State	W	30-27
S/17	UNLV	W	44-21
S/24	at Virginia	L	35-49
O/01	Western Michigan*	L	10-49
O/08	Ball State*	W	24-21
O/15	at Northern Illinois*	W(3OT)	34-28
O/22	at Toledo*	L	17-31
O/29	Kent State*	L	24-27
N/04	at Miami*	L	17-37
N/15	Ohio*	W	27-20
N/22	at Eastern Michigan*	L	21-26
D/19	vs. Tulsa^	L	10-55

* Mid-American Conference Game

^ Miami Beach Bowl at Marlins Park in Miami, Fla.

2017: John Bonamego

Overall: 8-5; MAC: 6-2

A/31	Rhode Island	W(3OT)	30-27
S/9	at Kansas	W	45-27
S/16	at Syracuse	L	41-17
S/23	Miami*	L	31-14
S/30	at Boston College	L	28-8
O/7	at Ohio*	W	26-23
O/14	Toledo*	L	30-10
O/21	at Ball State*	W	56-9
N/1	at Western Michigan*	W	35-28
N/8	Eastern Michigan*	W	42-30
N/14	at Kent State*	W	42-23
N/24	Northern Illinois*	W	31-24
D/22	Wyoming^	L	37-14

* Mid-American Conference Game

^ Famous Idaho Potato Bowl

2018: John Bonamego

Overall: 1-11; MAC: 0-8

S/1	at Kentucky	L	35-20
S/8	Kansas	L	31-7
S/15	at Northern Illinois*	L	24-16
S/22	Maine	W	17-5
S/29	at Michigan State	L	31-20
O/6	Buffalo*	L	34-24
O/13	Ball State*	L	24-23
O/20	Western Michigan*	L	35-10
O/27	at Akron*	L	17-10
N/3	at Eastern Michigan*	L	17-7
N/10	Bowling Green*	L	24-13
N/23	at Toledo*	L	51-13

* Mid-American Conference Game

Nov. 4, 1972 – CMU 28, Illinois State 21

After 14 months of anticipation, the Chippewas and 17,000 Homecoming fans dedicated the \$2 million Perry Shorts Stadium with a close win over the Redbirds behind Gary Bevington's three TD passes.

Nov. 30, 1974 – CMU 20, Boise State 6

Hosting one of the NCAA's Division II quarterfinal games, CMU upset Boise State in the Chippewas' first postseason game. Sophomore Dick Dunham scored the game's first two TDs during an 8 1/2-minute span in the second half to boost the Chippewas.

Dec. 14, 1974 – CMU 54, Delaware 14

Dick Dunham ran for 121 yards and four touchdowns and Mike Franckowiak completed 11-of-13 passes for 186 yards and a score as CMU routed Delaware in the Division II national championship game. Dunham scored three times in the first half, including a 68-yard run on the game's first play, as the Chippewas built a 30-8 halftime lead. Franckowiak booted two field goals and converted six point-after attempts as the Chippewas capped a 12-1 season, the most wins in a season in school history.

Sept. 6, 1975 – CMU 34, Western Michigan 0

Before the first overflow crowd in Perry Shorts Stadium history, CMU blanked arch-rival Western for the first time in 22 years to make a successful Mid-American Conference and major college debut. Four different backs scored in the opening half en route to 360 yards rushing for the day. Western failed to complete a pass in four tries.

Oct. 29, 1977 – CMU 35, Bowling Green 28

CMU's first regular-season appearance on ABC-TV's regional Game of the Week was witnessed by a Homecoming crowd of 22,761. Behind 28-14 with 12 minutes to go, the Chippewas staged a stirring comeback behind the brilliance of senior QB Ron Rummel. After running for two TDs and passing for a two-point conversion in the opening half, Rummel added a 21-yard scoring aerial to Brian Blank and the tying PAT run with 3:35 to go. Topping it off, Rummel connected with Mike Ball on a 39-yard scoring play to win it with just 23 seconds left.

Sept. 9, 1979 – CMU 41, Kent State 0

Herb Deromedi's debut as the Chippewas' head coach served as a fitting prelude to the future success he would enjoy. The 11-year CMU defensive assistant coach showed he could work both sides of the ball as Central's offense put 24 points on the board in the first quarter. Fullback Will Young ran for three touchdowns and future pro quarterback Gary Hogeboom threw a TD pass to help Deromedi to his first win.

Nov. 10, 1979 – CMU 37, Eastern Michigan 14

Coupled with Northern Illinois' upset win over Toledo, this victory clinched CMU's first MAC football title. The visiting Hurons twice took one-touchdown leads before three Chippewa touchdowns in the second quarter sealed it for CMU.

Nov. 15, 1980 – CMU 22, Western Michigan 10

An all-time MAC record crowd of 32,159 saw the Chippewas rally from a 10-0 deficit to become the first league member in five years to repeat as the MAC football champion. Senior QB Kevin Northup took CMU 80 yards in a time-consuming 12-play drive for his second scoring run of the game to clinch the verdict in the fourth quarter.

Oct. 20, 1990 – CMU 13, Toledo 12

A Kelly/Shorts Stadium Homecoming throng of 20,781 was kept in suspense until the final gun as the Chippewas took sole possession of first place in the MAC with the win. CMU's stingy defense was led by linebacker Rich Curtiss' 21 tackles, and a big-play offense directed by quarterback Jeff Bender provided the scoring. A 53-yard scoring strike to Ken Ealy gave CMU a 7-6 halftime lead, and a 38-yard aerial to Bob Kench in the third quarter erased a 12-7 Toledo lead. Defenses dominated the rest of the way, but CMU's win wasn't secure until UT kicker Rusty Hanna's 51-yard field goal attempt fell short and wide as time expired.

Nov. 10, 1990 – CMU 52, Ohio 7

The Chippewas rolled to a 38-0 halftime lead in clinching their first MAC title in 10 seasons. Tailback Darnell Rush and fullback Joe Connolly each scored two touchdowns in CMU's domination of the Bobcats. The Chippewas gained 584 yards in total offense while limiting Ohio to 125. Central finished tied with Toledo at 7-1 in the MAC, but earned the California Raisin Bowl berth by virtue of its 13-12 win over the Rockets earlier in the season.

Sept. 14, 1991 – CMU 20, No. 18 Michigan State 3

In the greatest gridiron triumph in CMU history, the Chippewas stunned the 18th-ranked Spartans, controlling all facets of the game. The Chippewas outgained MSU, 346-281, led by tailback Billy Smith's 162 yards and a fierce rush that sacked MSU quarterbacks four times. Smith's high school classmate at Detroit Henry Ford, Lamar Sally, registered three of those sacks as both players reaped MAC Player of the Week honors. CMU's defense set the tone on the first series when Doug Adler stuffed Tico Duckett on fourth-and-goal at the CMU one-yard line. Smith opened the scoring with a 15-yard TD run just before halftime, and the Chippewas made it 14-0 on a 57-yard pass from Jeff Bender to Ken Ealy in the third period. From there, the defense took over.

Sept. 12, 1992 – CMU 24, Michigan State 20

A great moment in CMU football history occurred when the Chippewas accomplished what few people thought they could do – repeat 1991's startling victory over Michigan State. But CMU did just that. Outstanding performances on both sides of the ball helped the Chippewas stun Michigan State 24-20 for CMU's second consecutive win over the Big Ten school. Safety Darrall Stinson paced the CMU defense with 14 tackles, including a jarring hit that forced a MSU fumble at the Central goal line in the second quarter. Quarterback Joe Youngblood connected with split end Bryan Tice for touchdown passes of 6 and 15 yards to give CMU a 14-7 halftime lead. Youngblood would earn Mid-American Conference Player of the Week honors for his performance which included 163 yards passing and two TDs on 17-of-22 attempts and a pass reception for 29 yards. Youngblood also led CMU on a crucial 69-yard drive in the second half which took 6:33 off the clock and ended with a seven-yard TD scamper by Brian Pruitt to put the game out of reach. Junior tailback Leo Griffin gained 90 of CMU's 141 rushing yards.

Nov. 12, 1994 – CMU 36, Bowling Green 33

For the last game of the season, the Chippewas traveled to Bowling Green to play in a winner-take-all game for the MAC championship and a trip to the Las Vegas Bowl. Two unusual plays helped CMU earn the victory. The first came in the second quarter when a pass from Erik Timpf bounced off the intended receiver and into Brian Pruitt's hands

for his second touchdown of the day. Then in the fourth quarter, one of the greatest plays in CMU history happened. Bowling Green had a 25-21 lead and momentum in the game as it forced CMU to a fourth-and-three situation. On his own call, CMU punter Craig Fischer faked the punt and ran 73 yards for a touchdown, regaining the lead for CMU. The Chippewas scored again on a Brian Pruitt 1-yard run and held off a Falcon charge at the end of the game for the victory. The victory gave Dick Flynn a conference championship in his first season as head coach.

Oct. 10, 1998 – CMU 36, Eastern Michigan 23 OT

The first overtime game in CMU history ended in dramatic fashion, as roverback Shawn Williams picked off a deflected pass on third-and-goal from the EMU 1-yard line and raced the length of the field for a touchdown that ended the Chippewas' 13-point win. The defensive stand came after the Chippewa offense had scored first in the extra session on a 1-yard plunge by Pete Shepherd. The workhorse on this night for the CMU offense was junior tailback Eric Flowers, who set a school record with 49 carries and piled up a career-best 239 yards with two touchdowns. Shepherd was 15-of-35 for 172 yards, with nine of his completions going to Reggie Allen for 133 yards. Freshman kicker Paul Savich booted three field goals in the contest, including a 27-yarder with five seconds remaining in the fourth quarter to force the game in overtime. The Chippewa defense recorded seven sacks among its 13 tackles for loss in the game.

Oct. 24, 1998 – CMU 26, Western Michigan 24

A then Kelly/Shorts Stadium record-crowd of 29,822 witnessed the second thrilling win by the Chippewas over an in-state rival this season as CMU came from behind in the second half to down the Broncos. Trailing 24-17 at halftime, the Chippewas dominated the second half, piling up 255 yards of total offense and possessing the ball for nearly 20 minutes. The defense shut down Western's potent offense, limiting it to only 106 yards and stuffing tailback Darnell Fields, limiting him to just 36 yards in the second half after he romped for 101 in the first half. Still, CMU found itself trailing by a point with 7:36 remaining in the fourth quarter. Starting at its own 34-yard line, CMU put together a 14-play, 54-yard drive that took 5:54 off the clock, culminating in Paul Savich's fourth field goal of the game, a 29-yarder that gave the Chippewas a two-point lead with 1:42 to play. Eric Flowers rushed 10 times during the drive for 46 of his 105 yards. CMU's defense then finished off their archrivals, sacking Bronco QB Tim Lester for the fourth time and forcing Western to turn the ball over on downs. The Chippewas' two comeback wins over Eastern and Western propelled them to a 6-5 record and a second-place finish in the MAC West.

Nov. 11, 2000 – CMU 21, Western Michigan 17

Simply put, this was one of the biggest upsets in the storied history of the Central/Western rivalry. CMU entered the contest with a 1-8 record and had lost seven straight games, while the Broncos, unofficially ranked 27th in the country, were 8-1 and on an eight-game winning streak that included triumphs over Iowa and Marshall. None of that mattered. The Chippewas stunned the Broncos early, scoring on the third play of the game when Derrick Vickers connected with Ira Gooch for a 77-yard scoring play to put CMU up 7-0 just 1:37 into the game. On Western's first offensive play, Scott Naz intercepted a Jeff Walsh pass to give the Chippewas the ball back. Five plays later, Vickers

threw a 15-yard scoring pass to David Hannah, and CMU led it 14-0 just 4:09 into the first quarter. However, Western scored twice before the half to cut the Chippewa lead to 14-10, and when Josh Bush returned a punt 73 yards for a TD with 10:30 to play in the fourth quarter, the Broncos had the lead for the first time, 17-14. CMU responded with their best drive of the season, a 14-play, 71-yard march that ended with Vince Webber finding the end zone from a yard out to get the lead back with 4:40 to play. From there, the defense stopped Western to get the ball back, and the offense ran out the clock to seal the Chippewa victory.

Oct. 30, 2004 – CMU 24, Western Michigan 21 OT

In the most remarkable comeback in CMU history, the Chippewas scored 14 points in the final 2:13 of regulation to force overtime, and then won the game in the first extra session on a 25-yard field goal by freshman kicker Ronnie Budd. Western held a 7-0 lead at the half and stretched the margin to 14-0 on the final play of the third quarter with a 79-yard strike from Ryan Cubit to Greg Jennings. After a 5-yard TD run by Jerry Seymour pulled CMU to within 14-7 with 8:01 left in the fourth quarter, Western went on an eight-play, 65-yard drive that culminated with a 16-yard Daniel Marks TD run that put the Broncos up 21-7 with 3:14 remaining. In the face of tremendous odds, the Chippewas stormed back. Kent Smith scampered into the end zone from 4 yards out to make the score 21-14. Two plays later, CMU forced a Bronco fumble and recovered it at the WMU 25-yard line. It took Smith and the offense only four plays to tie the game with 54 seconds left on a 9-yard toss to freshman wideout Asante White. CMU won the coin toss and stopped Western on three plays before the Broncos missed a 40-yard field goal. The Chippewas started their possession with a 12-yard run by Smith, then ran three plays to set up Budd's kick from 25 yards. It was true, and the students rushed the field to celebrate the triumph over the Broncos.

Oct. 29, 2005 – CMU 21, Toledo 17

CMU snapped a 10-game losing streak to Toledo with a thrilling 21-17 victory at Kelly/Shorts Stadium. Toledo led 14-7 at halftime, but CMU senior quarterback Kent Smith tied the score with a 1-yard touchdown run in the third quarter and put the Chippewas in front for good with an 11-yard touchdown pass to Justin Harper with 12:53 remaining in the fourth. Toledo had a first-and-goal at the CMU 7-yard line on the ensuing drive, but the Chippewa defense held Trinity Dawson to a 2-yard gain on first down, then forced three consecutive Bruce Gradkowski incompletions. Following a CMU punt, Toledo moved to the Chippewa 3-yard line before Gradkowski was sacked for a 12-yard loss on third-and-goal. The Rockets converted three third downs on the game's final drive, including a 16-yard gain on third-and-10 that set up Toledo on the CMU 4-yard line for the game's final play. Gradkowski's pass sailed just over the outstretched hands of Nick Moore. The win was CMU's fourth in a row, its longest winning streak since 1994, and moved the Chippewas into a tie for first in the MAC West Division.

Nov. 30, 2006 – CMU 31, Ohio 10

The Chippewas secured their first MAC title in 12 seasons with a 31-10 win over Ohio in the MAC Championship Game at Ford Field in Detroit. Damien Linson was named MVP after catching seven passes for a MAC Championship

Game-record 191 yards and a touchdown. Just 14 seconds after Ohio had tied the score at 7-7 early in the second quarter, Dan LeFevour hooked up with Linson for a 71-yard score. Ontario Sneed caught a 4-yard touchdown pass and scored on a championship game-record 96-yard run in the fourth quarter to put the game away.

Dec. 26, 2006 – CMU 31, Middle Tennessee 14

A Motor City Bowl record-crowd of 54,113, mostly clad in maroon and gold, witnessed CMU claim its first Division I-A bowl victory at Ford Field in Detroit. Redshirt freshman quarterback Dan LeFevour was named the game's MVP after throwing for 162 yards and a score and rushing for 69 yards and a touchdown, while Dan Bazuin was named UAW Lineman of the Game after tallying eight tackles, including two sacks. Ontario Sneed scored on a 1-yard run and 29-yard reception to cap CMU's first two drives of the game, and Doug Kress returned an interception 56 yards to stretch the CMU lead to 28-7 early in the third quarter. CMU reached the 10-win plateau for the first time since 1979 with the victory, and became the first Division I-A program to win a conference title game and bowl game in the same stadium in the same season.

Nov. 6, 2007 – CMU 34, Western Michigan 31

The Chippewas' first win in Kalamazoo since 1993 went into the history books as one of the classic affairs in the historic Central/Western rivalry. Dan LeFevour scored on a quarterback sneak with 12 seconds remaining to cap a fourth quarter that saw CMU and Western Michigan combine for 48 points. Andrew Aguila's 21-yard field goal gave CMU a 27-17 lead with 3:53 left. The Broncos, however, scored twice in a span of just 33 seconds to take a 31-27 lead with 1:34 remaining. A 39-yard completion from LeFevour to Bryan Anderson in the final minute set up the winning score. Western Michigan had time for one play following LeFevour's score, completing a pass and using several laterals to advance the ball into CMU territory before the play went out of bounds. The win clinched CMU's second straight MAC West Division title.

Dec. 1, 2007 – CMU 35, Miami 10

CMU scored 21 fourth-quarter points to secure its second straight MAC Championship Game victory. Chippewa quarterback Dan LeFevour was named Most Valuable Player after passing for 185 yards and a touchdown and rushing for 170 yards and two scores. CMU led 7-0 at halftime, and a field goal drew Miami within 7-3 midway through the third quarter. From there, LeFevour and Ontario Sneed combined to score touchdowns on each of the Chippewas' next four possessions to put the game away.

Nov. 1, 2008 – CMU 37, Indiana 34

Making just his fourth career start, senior quarterback Brian Brunner completed 35-of-53 passes for a school-record 485 yards and four touchdowns and scored the game-winning touchdown on a 1-yard run in the Chippewas' first win over a Big Ten opponent since 1992. Each of Brunner's four touchdown passes tied the score, including a 79-yard scoring toss to Antonio Brown that evened the score at 28-28 in the third quarter. Andrew Aguila converted a 48-yard field goal early in the fourth quarter to draw the Chippewas within 34-31, and a Kirkston Edwards interception on the ensuing possession set up Brunner's 1-yard keeper for the go-ahead score. The CMU defense held IU to just two first downs on its final two possessions to help seal the win.

Sept. 12, 2009 – CMU 29, Michigan State 27

Andrew Aguila's 42-yard field goal with 3 seconds remaining, in front of a national audience on ESPN2, gave the Chippewas their third victory in seven all-time meetings against Michigan State. Dan LeFevour's touchdown pass to Paris Cotton with 32 seconds remaining drew the Chippewas within a point, 27-26, but a two-point conversion pass to Antonio Brown was incomplete. Bryan Anderson recovered a perfectly executed onside-kick, and LeFevour completed three straight passes to move the Chippewas into field goal range and set up Aguila's game-winner.

Dec. 4, 2009 – CMU 20, Ohio 10

Dan LeFevour threw two touchdown passes and Andrew Aguila kicked two field goals to lead CMU to its third MAC Championship Game victory in four seasons. LeFevour became the NCAA Bowl Subdivision's all-time leader in total touchdowns and the MAC's all-time leader in touchdown passes in the win. He was named the game's MVP after throwing for 255 yards and rushing for 51 more. The CMU defense limited Ohio to 275 total yards and allowed just four third-down conversions in 13 chances.

Jan. 6, 2010 – No. 25 CMU 44, Troy 41 (2OT)

Andrew Aguila's school-record fifth field goal—a 37-yarder in the second overtime—capped a comeback that saw the Chippewas rally from a 12-point fourth-quarter deficit in the GMAC Bowl. Playing the first game in program history as a ranked team, the Chippewas trailed 31-19 when Troy's DuJuan Harris scored on a 1-yard run with 8:01 remaining in regulation. Antonio Brown returned the ensuing kickoff 95 yards for a touchdown, and Dan LeFevour threw a 4-yard touchdown pass to Bryan Anderson and two-point conversion pass to Kito Poblach with 1:17 remaining to give CMU a 34-31 lead. Troy forced overtime with a 46-yard field goal with 31 seconds left. LeFevour, who threw for a career-high 395 yards, ran 13 yards for a touchdown in the first overtime. Troy answered with a 1-yard touchdown run by Shawn Southward. In the second overtime, Vince Agnew blocked a 31-yard field goal attempt by Taylor, setting the stage for Aguila's game-winner. The victory was the school-record-tying 38th by CMU's senior class.

Nov. 5, 2010 – CMU 26, Western Michigan 22

The Chippewas rallied from a 22-13 fourth-quarter deficit to defeat Western Michigan for the fifth straight season and retain both the Victory Cannon and Michigan MAC Championship trophies. Senior Matt Torres made a leaping 26-yard catch on fourth-and-6 early in the final quarter that set up a 1-yard scoring run by Carl Volny. The Broncos missed a field goal, and CMU answered with an eight-play, 72-yard drive that culminated in a 5-yard touchdown pass from Ryan Radcliff to Kito Poblach with 6:04 remaining. Western Michigan drove inside the CMU 5-yard line in the closing minutes, but Armond Staten's third forced fumble of the day was recovered by Joe Kinville, and the CMU offense ran out the clock.

September 22, 2012 – CMU 32, Iowa 31

The Chippewas garnered the national spotlight by upsetting Iowa in Iowa City, 32-31, to secure the program's fifth-ever win over a Big Ten opponent. CMU used a furious late-game rally to stun a capacity Kinnick Stadium crowd, scoring nine points in the final 45 seconds, capped off by a go-ahead 47-yard field goal from senior kicker David Harman in the contest's waning moments. Senior quarterback Ryan Radcliff was instrumental in the win,

driving the Chippewas twice for scores in the fourth quarter and completing 26-of-35 passes (74%) for 282 yards for the game. Sophomore receiver Titus Davis caught two touchdown passes, including a clutch 13-yarder with under a minute to play to pull CMU within two points of the Hawkeyes. Harman had a career day, connecting on 4-of-4 field goal attempts and executing a perfect onside kick, which CMU recovered to set the stage for his game-winning heroics.

December 26, 2012 - CMU 24, Western Kentucky 21

Senior quarterback Ryan Radcliff threw an 11-yard touchdown strike to senior receiver Cody Wilson late in the fourth quarter to give Central Michigan the lead and the CMU defense stopped Western Kentucky on fourth down with under a minute remaining, providing the Chippewas with a 24-21 win in the 2012 Little Caesars Pizza Bowl. Radcliff finished the game 19-of-29 passing for 253 yards with three touchdowns and no interceptions to earn the game's Most Valuable Player award while Wilson had 10 catches for 101 yards and the one touchdown. Redshirt freshman receiver Andrew Flory caught two touchdown passes, both in the first quarter, to help CMU build an early lead and junior running back Zurlon Tipton recorded his seventh-straight 100-yard rushing game and eighth of the season, gaining 101 yards on 23 carries. Junior linebacker Shamari Benton led CMU with a game-high nine tackles to earn Lineman of the Game honors. The Chippewas' fourth straight win to end the 2012 season, the bowl victory was the third in program history at the Division I level.

September 6, 2014 - CMU 38, Purdue 17

The Chippewas built an early 14-0 lead behind two big plays - one from the defense, the other from the offense - then took command behind another big rushing day from Thomas Rawls in beating Purdue, 38-17, before 36,410 at Ross-Ade Stadium. Cornerback Brandon Greer returned an interception 57 yards for a touchdown to give CMU a 7-0 lead before the game was five minutes old, then quarterback Cooper Rush connected with Anthony Rice on a 65-yard TD pass play to extend CMU's lead to 14-0 with 7 minutes, 29 seconds to play in the first quarter. Rawls continued his early season surge with 155 yards and two TDs on 31 carries. Rush completed 11-of-16 pass attempts for 172 yards and two touchdowns. Central Michigan's defense surrendered 326 yards, but it forced three turnovers - cornerback Jason Wilson also had an interception - and never allowed speedy Purdue running back Raheem Mostert to get on track. The Chippewas were also credited with six pass breakups, and they recorded two sacks.

October 11, 2014 - CMU 34, Northern Illinois 17

Thomas Rawls rushed for 270 yards on 40 carries and scored two touchdowns leading Central Michigan to a 34-17 upset of Northern Illinois at Huskie Stadium. The win snapped the Huskies' 28-game home win streak, and their 24-game regular-season MAC win streak. The Chippewas found themselves in a 7-0 hole but responded immediately. Rawls capped the Chippewas' first possession - an 86-yard, 10-play drive - with a 5-yard TD run which tied it 7-7. After forcing a punt, the Chippewas took over at their own 8-yard line and promptly marched 92 yards in eight plays to take a 14-7 lead on Rawls' 13-yard TD run. The Chippewas extended their lead to 21-7 when quarterback Cooper Rush tossed a 6-yard TD pass to Jesse Kroll midway through the second quarter. Brian Eavey kicked two second-half field goals - a 25-yarder and a 23-yarder - and Rush connected with tight end Ben McCord for a 13-yard scoring play in

the third quarter. Rush completed 20-of-31 pass attempts for 269 yards. Kroll made six catches for 97 yards. CMU's defense limited the Huskies to 341 yards, including 110 on the ground. The Huskies were averaging a MAC-best 256 rushing yards per game.

September 10, 2016 - CMU 30, No. 22 Oklahoma St. 27

In one of the wildest finishes in CMU history, the Chippewas stunned Big 12 power Oklahoma State in Stillwater, 30-27. Oklahoma State lead 27-24 with four seconds remaining in the game. Rather than punt the ball on fourth down, OSU elected to have quarterback Mason Rudolph run out the clock before throwing the ball out of bounds. A controversial intentional grounding penalty gave the ball back to the Chippewas for one untimed down from the CMU 49-yard line. Senior quarterback Cooper Rush connected downfield with receiver Jesse Kroll, who then lateraled the ball in mid-air to a waiting Corey Willis, who ran the final nine yards to the end zone. After two first quarter Cowboy touchdowns put CMU in an early hole, Rush found junior tight end Tyler Conklin for a touchdown in the second quarter and again in the third quarter, which tied the game at 17. The Chippewas would take the lead for the first time, 24-20, on a 31-yard completion from Rush to runningback Devon Spalding. The Chippewa defense - which held OSU to 338 total yards - would finally break, allowing the Cowboys to take a 27-24 lead with 5:12 remaining, on their only touchdown of the second half. Rush turned in an outstanding performance, completing 31 of 43 passes for 368 yards and four touchdowns. Conklin had seven receptions for 96 yards to go with his two scores, while Kroll amassed 98 yards on seven catches of his own.

November 10, 2017 - CMU 35, Western Michigan 28

CMU entered the fourth quarter on a rainy night in Kalamazoo with its back against the wall down 28-14. From there, CMU turned on its "A" game to drive past in-state and conference rival Western Michigan. The Chippewas started the fourth quarter with Jonathan Ward running it in from 29 yards out for a touchdown. Ward again came up big for the Chippewas and had a key 35-yard rush to move the ball to the Western 9-yard line. Quarterback Shane Morris then connected with Eric Cooper for a touchdown to tie the game at 28-28. With four minutes left in the game, the CMU defense came up with a quick stop to get the ball back. The Chippewas started the drive on their own 23. On the first play, Morris threw a bomb to wide receiver Corey Willis for a 77-yard touchdown to give CMU the lead 35-28 with 2:37 left. The Chippewas ended a three-year losing streak against the Broncos. Ward finished with 213 all-purpose yards, 132 on the ground and 81 in the air, to go with his fourth-quarter TD. Willis had a career-high 148 yards receiving on five receptions.

Pioneer Bowl

CMU 35, Louisiana Tech 14

December 7, 1974

Wichita Falls, Kan.

The Chippewas traveled to Wichita Falls, Kansas, for the Pioneer Bowl — the Division II national championship semifinal with CMU handing Louisiana Tech a 35-14 defeat to advance to the national championship game.

The Chippewas advanced to the bowl game after defeating Boise State, 20-6, in regional action.

After a scoreless first quarter, the Chippewas scored quickly in the second on a Walt "Smoke" Hodges 1-yard run. The Chippewas then scored an additional four unanswered touchdowns, including two by Dick Dunham.

The CMU defense also stepped up forcing seven turnovers (six interceptions and a fumble). The Bulldogs finally got on the scoreboard with 9:45 left in the game. Louisiana Tech scored on a 5-yard TD pass and then added a TD run four minutes later.

Mike Franckowiak was named the Offensive Player of the Game while Rick Newsome earned the defensive honor.

Game Statistics

CMU	0	14	7	14	35
Louisiana Tech	0	0	0	14	14

Scoring Qtr Play

CMU	2	Hodges 1-yard run (Franckowiak PAT)
CMU	2	Franckowiak 1-yard run (Franckowiak PAT)
CMU	3	Dunham 1-yard run (Franckowiak PAT)
CMU	4	Dunham 3-yard run (Franckowiak PAT)
CMU	4	Means 5-yard pass Franckowiak (Franckowiak PAT)
LTU	4	Moody 5-yard pass from Haynes (Pope PAT)
LTU	4	Moody 15-yard run (Pope PAT)

Attendance – 12,200

	CMU	La. Tech
First Downs	18	14
Rushing Attempts	67	38
Net Rushing	277	143
Net Passing	89	165
Passes Attempted	14	31
Passes Completed	7	13
Interceptions	1	6
Total Plays	81	69
Total Net Yards	366	308
Fumbles/Lost	0/2	1/2
Penalties/Yards	5/52	1/12

Rushing

CMU – Walt "Smoke" Hodges 21-118, Dick Dunham 19-86, Mike Woroniecki 8-35, Mike Franckowiak 10-22, Greg Drypen 3-9, Gary Baginski 2-7, Mose Rison 4-0
 La. Tech – Harper 10-45, McDaniel 14-45, Moody 3-23, Robertson 4-22, White 3-13, Barber 1-4, Haynes 2-(-3)

Passing

CMU – Mike Franckowiak 7-14-1 for 89
 La. Tech – Haynes 10-23-5 for 139, Robertson 3-8-1 for 26

Receiving

CMU – Matt Means 7-89
 La. Tech – Harper 4-41, Barber 3-36, Moody 2-45, Ryckman 1-15, White 1-8, McDaniel 1-7, Foppe 1-4



Camellia Bowl **CMU 54, Delaware 14** **December 14, 1974** **Sacramento, Calif.**

Central Michigan University scored early and often in the 1974 Division II national championship game, also known as the Camellia Bowl. The Chippewas defeated the University of Delaware, 54-14, in Sacramento.

CMU's Dick Dunham scampered up the middle for a 68-yard touchdown on the game's first play from scrimmage.

A Mike Franckowiak field goal and a Walt "Smoke" Hodges touchdown gave CMU a 16-0 lead after the first quarter. The Chippewas extended the lead to 30-8 at the half after Dunham added touchdown runs of 1 and 3 yards. Delaware scored a touchdown on a 1-yard run early in the second.

The Chippewas continued their offensive prowess in the second half as Dunham added yet another touchdown to go along with an 8-yard TD reception by Matt Means. Hodges scored his second TD for CMU in the fourth. UD had a 6-yard rushing touchdown late in the game.

CMU quarterback Mike Franckowiak was named Offensive Player of the Game after completing 11 of 13 passes for 186 yards and scoring 12 points on two field goals and six extra points. Chippewa Steve Bograkovs was the Defensive Player of the Game.

Game Statistics

CMU	16	14	10	14	54
Delaware	0	8	0	6	14

Scoring	Qtr	Play
CMU	1	Dunham 68-yard run (Franckowiak PAT)
CMU	1	Franckowiak 39-yard field goal
CMU	1	Hodges 2-yard run (kick failed)
UD	2	Zwaan 1-yard run (Roberts pass from Zwaan)
CMU	2	Dunham 1-yard run (Franckowiak PAT)
CMU	2	Dunham 3-yard run (Franckowiak PAT)
CMU	3	Franckowiak 27-yard field goal
CMU	3	Dunham 4-yard run (Franckowiak PAT)
CMU	4	Means 8-yard pass Franckowiak (Franckowiak PAT)
CMU	4	Hodges 1-yard run (Kangas PAT)
UD	4	Billings 6-yard run (run failed)

Attendance – 14,137

	CMU	Delaware
First Downs	20	17
Rushing Attempts	57	47
Net Rushing	279	187
Net Passing	186	167
Passes Attempted	14	22
Passes Completed	11	12
Interceptions	0	4
Total Plays	71	69
Total Net Yards	465	354
Fumbles/Lost	1/0	4/2
Penalties/Yards	6/50	4/29

Rushing

CMU – Dick Dunham 16-121, Walt "Smoke" Hodges 27-117, Mike Franckowiak 6-24, Greg Drypen 3-10, Gary Baginski 2-8, Mose Rison 2-4, Mike Gray 1-4, Tom Screws 1-2
 UD – Roberts 12-71, Zwaan 5-30, Belicic 7-27, Perry 5-20, James 6-15, Wagner 2-13, Beasley 5-10, Billings 3-9, Sabol 1-8, Maskas 1-6

Passing

CMU – Mike Franckowiak 11-13-0 for 186, Greg Drypen 0-1-0 for 0
 UD – Zwaan 8-17-3 for 104, Belicic 2-3-1 for 35, Maskas 2-2-0 for 28

Receiving

CMU – Matt Means 8-146, Denny Proctor 1-23, John Fossen 1-9, Dick Dunham 1-8
 UD – Kraus 2-39, Cubit 2-25, Wagner 1-24, Brown 1-22, Fugazzi 1-17, Billings 1-13, Roberts 1-12, Sowden 1-11, Beasley 1-6

California Raisin Bowl

San Jose 48, CMU 24

December 8, 1990

Fresno, Calif.

The Central Michigan University Chippewas played in their first Division I bowl game in 1990 – California Raisin Bowl X.

San Jose State defeated CMU, 48-24, in Fresno.

CMU entered the game as one of the top defenses in the nation, allowing just 8.9 points per game during the season. The Chippewa defense would be tested as it faced a powerful San Jose State offense in quarterback Ralph Martini and running back Sheldon Canley.

The only scoring in the first quarter would come on the opening drive as San Jose scored on a 5-yard run by Canley.

The Spartans added a field goal after pinning CMU deep in its own territory and forcing the Chippewas to punt from the end zone. A surprise on-side kick attempt by San Jose then failed, and the Chippewas started a drive at the CMU 45-yard line. On the first play of that drive, Jeff Bender hit Ken Ealy along the sideline for a 55-yard touchdown. Central then had a great opportunity to take the lead when San Jose fumbled the kickoff at its own 14-yard line. However, on a fourth-and-1 at the 5-yard line, tailback Billy Smith was stopped for a loss of 1 yard. San Jose would manage to put 16 more points on the board in the quarter to take a 26-7 halftime lead.

After a CMU field goal early in the third quarter, Canley added two more rushing touchdowns and one receiving to give San Jose a 48-10 lead early in the fourth. Bender and Ealy later connected for touchdown strikes of 48 and 17 yards after the outcome had already been decided. Canley was named San Jose's game MVP, and Ealy earned the honor for CMU.

Game Statistics

CMU	0	7	3	14	24
San Jose State	7	19	15	7	48

Scoring	Qtr	Play
SJSU	1	Canley 5-yard run (Bowen PAT)
SJSU	2	Bowen 37-yard field goal
CMU	2	Ealy 55-yard pass from Bender (Nicholl PAT)
SJSU	2	Canley 22-yard run
SJSU	2	Blackmon 25-yard pass from Martini (run failed)
SJSU	2	Bowen 25-yard field goal
CMU	3	Nicholl 27-yard field goal
SJSU	3	Canley 59-yard run (Martini pass to Blackmon)
SJSU	3	Canley 5-yard run (Bowen PAT)
SJSU	4	Canley 5-yard pass from Martini (Bowen PAT)
CMU	4	Ealy 48-yard pass from Bender (Nicholl PAT)
CMU	4	Ealy 17-yard pass from Bender (Nicholl PAT)

Attendance – 25,431

	CMU	SJSU
First Downs	13	28
Rushing Attempts	29	45
Net Rushing	63	200
Net Passing	220	442
Passes Attempted	25	43
Passes Completed	14	32
Interceptions	1	1
Total Plays	54	88
Total Net Yards	283	642
Fumbles/Lost	1/1	2/1
Penalties/Yards	4/30	12/118
Time of Possession	22:49	37:11

Rushing

CMU – Billy Smith 20-37, Leo Griffin 1-11, Darnell Rush 3-10, John Hood 3-7, Joe Connolly 1-3, Jeff Bender 1-(-5)
 SJSU – Shaldon Canley 23-164, Maceo Barbosa 8-16, Ralph Martini 3-16, Chip Vargas 3-13, Leon Hawthorne 3-4, Blair Zerr 1-3, Mike Jordan 1-2, Byron Jackson 1-(-7), Walter Brooks 1-(-11)

Passing

CMU – Jeff Bender 14-25-1 for 220
 SJSU – Ralph Martini 27-36-1 for 404, Mike Jordan 5-7-0 for 38

Receiving

CMU – Ken Ealy 7-161, Robert Kench 4-36, Bryan Tice 2-17, Billy Smith 1-6
 SJSU – Sheldon Canley 5-44, David Blakes 4-95, Byron Jackson 4-69, Maceo Barbosa 4-56, Bobby Blackmon 3-50, Bryce Burnett 3-40, Walter Brooks 3-14, Gary Charlton 2-46, Leon Hawthorne 2-12, Chip Vargas 1-9, Rich Sarlatte 1-7



Las Vegas Bowl

Nevada-Las Vegas 52, CMU 24

December 15, 1994

Las Vegas, Nev.

Las Vegas Bowl III marked the second time in 1994 that the Central Michigan University Chippewas and the University of Nevada-Las Vegas Rebels met. The Chippewas won the earlier contest, 35-23, in Mount Pleasant.

CMU could not capture the second meeting as the Chippewas fell to the Rebels, 52-24.

CMU entered the bowl game on a high note after defeating Bowling Green in a winner-take-all game for the MAC title. In preparing for the bowl game, however, All-American tailback Brian Pruitt suffered a bruised knee and was unable to play in the second battle with UNLV.

The Rebels jumped out to an early lead, scoring on their first two possessions. A Brad Blasy 20-yard field goal put CMU on the scoreboard with 3:44 left in the first quarter. On the last play of the quarter, Erik Timpf hit Terrance McMillan with a 53-yard touchdown pass, cutting the UNLV lead to 14-10.

The second quarter belonged to UNLV as three CMU turnovers resulted in 17 Rebels points. UNLV took a 31-10 lead into the locker room at halftime. The CMU offense struggled in the third quarter as starting quarterback Timpf was forced out of the game with an injury. The Chippewas were held scoreless while UNLV added two touchdowns.

The Rebels expanded the lead to 52-10 by scoring on the first possession of the fourth quarter. Chad Darnell then threw a 24-yard TD pass to Terrance McMillan with 8:10 left in the game. Damon Tolbert added a four-yard rushing TD with 1:33 left in the game before it ended, 52-24.

Game Statistics

CMU	10	0	0	14	24
Nevada-Las Vegas	14	17	14	7	52

Scoring	Qtr	Play
UNLV	1	Bailey 46-yard pass from Brown (Garritano PAT)
UNLV	1	Bailey 1-yard run (Garritano PAT)
CMU	1	Blasy 20-yard field goal
CMU	1	McMillan 53-yard pass from Timpf (Blasy PAT)
UNLV	2	Bailey 49-yard run (Garritano PAT)
UNLV	2	Washington 15-yard fumble return (Garritano PAT)
UNLV	2	Garritano 38-yard field goal
UNLV	3	Bailey 1-yard run (Garritano PAT)
UNLV	3	Keener 33-yard pass from Brown (Garritano PAT)
UNLV	4	Gatewood 45-yard pass from Davis (Garritano PAT)
CMU	4	McMillan 24-yard pass from Darnell (Blasy PAT)
CMU	4	Tolbert 4-yard run (Blasy PAT)

Attendance - 17,562

	CMU	UNLV
First Downs	22	26
Rushing Attempts	51	42
Net Rushing	152	301
Net Passing	224	288
Passes Attempted	25	27
Passes Completed	13	15
Interceptions	2	0
Total Plays	76	69
Total Net Yards	376	589
Fumbles/Lost	5/2	3/1
Penalties/Yards	6/50	8/89
Time of Possession	36:34	23:26

Rushing

CMU - Damon Tolbert 11-79, John King 6-51, Eric Johnson 16-47, Erik Timpf 12-6, Andy Korytkowski 1-(-7), Chad Darnell 5-(-24)

UNLV - DeJohn Branch 13-125, Henry Bailey 7-79, Jared Brown 6-32, Jonathan Perez 7-31, Omar Love 6-21, Jason Davis 3-13

Passing

CMU - Erik Timpf 7-12-2 for 122, Chad Darnell 6-13-0 for 102
UNLV - Jared Brown 11-21-0 for 195, Jason Davis 4-6-0 for 93

Receiving

CMU - Terrance McMillan 4-100, Andy Korytkowski 3-44, Jerremy Dunlap 3-40, Jerry Miller 2-32, Eric Johnson 1-8
UNLV - Randy Gatewood 6-104, Henry Bailey 5-101, Daemon Keener 1-33, Mike Bell 1-31, Tom Lewis 1-12, Randy Brewer 1-7

MAC Championship Game

CMU 31, Ohio 10

November 30, 2006

Detroit, Mich.

Central Michigan University won its first appearance in the Mid-American Conference Championship Game, topping the Ohio Bobcats, 31-10, at Ford Field in downtown Detroit, Mich.

Senior wideout Damien Linson was named the game's Most Valuable Player after making seven catches, several of the spectacular one-handed variety, for 191 yards and a touchdown to lead the Chippewa aerial attack.

His 71-yard catch-and-run for a score in the second quarter proved to be the game-winner, snapping a 7-7 tie.

CMU grabbed the early lead, taking the ball on its second possession and marching 89 yards in just seven plays to go up 7-0 on OU. Freshman QB Dan LeFevour capped the drive with a 6-yard scoring toss to Obed Cétoute in the back corner of the end zone.

Ohio tied things up at seven early in the second quarter on a 2-yard run from Calvin McRae. Linson's long score put CMU back in front and a 27-yard field goal from Rick Albreski just before halftime gave the Chippewas a 10-point lead at the break.

The only points of the third quarter came when Ohio kicker Matt Lasher kicked a 33-yard field goal to draw OU within seven, 17-10.

CMU put the game on ice in the fourth quarter, with Ontario Sneed scoring twice on a 4-yard pass from LeFevour and a MAC Championship game record 96-yard touchdown run to make the final score 31-10 in favor of CMU.

LeFevour finished the game 22-of-30 passing for 314 yards and three touchdowns. Sneed rushed for 130 yards on just nine carries with a TD. The Chippewa defense limited the best rushing attack in the MAC to just 87 yards on 39 carries and forced three turnovers.

Game Statistics

CMU	7	10	0	14	31
Ohio	0	7	3	0	10

Scoring	Qt r	Play
CMU	1	Cétoute 6-yard pass from LeFevour (Albreski PAT)
Ohio	2	McRae 2-yard run (Lasher PAT)
CMU	2	Linson 71-yard pass from LeFevour (Albreski PAT)
CMU	2	Albreski 27-yard field goal
Ohio	3	Lasher 33-yard field goal
CMU	4	Sneed 4-yard pass from LeFevour (Albreski PAT)
CMU	4	Sneed 96-yard run (Albreski PAT)

Attendance – 25,483

	CMU	Ohio
First Downs	17	16
Rushing Attempts	21	39
Net Rushing	143	87
Net Passing	314	137
Passes Attempted	30	27
Passes Completed	22	17
Interceptions	1	2
Total Plays	51	66
Total Net Yards	457	224
Fumbles/Lost	0/0	2/1
Penalties/Yards	2/20	4/35
Time of Possession	23:54	36:06

Rushing

CMU – Ontario Sneed 9-130, Marcel Archer 3-11, Dan LeFevour 7-10, TM 1-(-2), Damien Linson 1-(-6)
 OU – Calvin McRae 20-76, Brad Bower 12-10, Mitch Morsillo 2-4, Scott Mayle 1-3, Chris Garrett 1-3, Voncarie Owens 1-2, Austen Everson 1-(-5), Josh Febus 1-(-6)

Passing

CMU – Dan LeFevour 22-30-1 for 314
 OU – Brad Bower 13-19-2 for 122; Austen Everson 3-5-0 for 14, Josh Febus 1-3-0 for 1

Receiving

CMU – Damien Linson 7-191, Bryan Anderson 6-70, Obed Cétoute 6-41, Ontario Sneed 2-5, Justin Gardner 1-7
 OU – Rudy Sylvan 4-11, Chris Garret 3-39, Calvin McRae 2-30, Taylor Price 2-18, Scott Mayle 2-15, Chido Nwoko-cha 1-16, Justin Fitzgerald 1-6, Thomas Christy 1-3, Mitch Morsillo 1-(-1)

Motor City Bowl

CMU 31,

Middle Tennessee State 14

December 26, 2006

Detroit, Mich.

The Chippewas won their first Division I-A bowl game in impressive fashion, and picked up their second victory at Ford Field in less than a month with a resounding 31-14 triumph over Middle Tennessee State in the Motor City Bowl in Detroit, Mich.

A Motor City Bowl-record crowd of 54,113, most of them clad in maroon and gold, saw CMU score touchdowns on its first two offensive possessions to grab a 14-0 lead less than 10 minutes into the game.

Ontario Sneed scored on a 1-yard run and on a 29-yard pass from redshirt freshman quarterback Dan LeFevour, the first of two scoring strikes from the record-setting Chippewa signal-caller.

After MTSU narrowed the lead to 14-7 on a touchdown run by Eugene Gross, LeFevour needed just 35 seconds to put CMU back up by two scores, capping a quick scoring drive with a 9-yard TD run of his own. CMU led, 21-7, at the half.

The defense took care of putting the game away early in the third quarter. Senior defensive end Dan Bazuin, who was named the game's UAW Most Outstanding Lineman, hit MTSU quarterback Clint Marks, forcing a wobbly pass that was easily intercepted by CMU linebacker Doug Kress. Kress raced up the left sideline and went 56 yards with the return for a touchdown, bumping the lead to 28-7 and burying MTSU's hopes for a comeback.

LeFevour was the Motor City Bowl MVP, going 16-of-26 for 162 yards and a TD through the air and adding another 69 yards and a score on 15 carries on the ground.

Bazuin led the defense with a pair of sacks among his eight tackles, while Kress and Red Keith both had nine tackles for CMU.

Game Statistics

CMU	14	7	7	3	31
Middle Tennessee	0	7	0	7	14

Scoring	Qtr	Play
CMU	1	Sneed 1-yard run (Albreski PAT)
CMU	1	Sneed 29-yard pass from LeFevour (Albreski PAT)
MTSU	2	Gross 3-yard run (Smith PAT)
CMU	2	LeFevour 9-yard run (Albreski PAT)
CMU	3	Kress 56-yard interception return (Albreski PAT)
MTSU	4	McNair 6-yard run (Smith PAT)
CMU	4	Albreski 43-yard field goal

Attendance – 54,113

	CMU	MTSU
First Downs	22	19
Rushing Attempts	32	30
Net Rushing	149	61
Net Passing	162	259
Passes Attempted	26	41
Passes Completed	16	27
Interceptions	1	2
Total Plays	58	71
Total Net Yards	311	320
Fumbles/Lost	0/0	0/0
Penalties/Yards	4/55	10/103
Time of Possession	23:19	36:41

Rushing

CMU – Dan LeFevour 15-69, Ontario Sneed 11-48, Marcel Archer 4-26, Bryan Anderson 1-11, Damien Linson 1-(-5)
 MTSU – Eugene Gross 12-37, DeMarco McNair 11-23, Desmond Gee 1-13, Joe Craddock 1-2, Clint Marks 5-(-14)

Passing

CMU – Dan LeFevour 16-26-0 for 162
 MTSU – Clint Marks 25-37-2 for 251, Joe Craddock 2-4-0 for 8

Receiving

CMU – Bryan Anderson 6-51 Ontario Sneed 6-48, Justin Gardner 2-30, Obed Cétoute 1-20, Damien Linson 1-13
 MTSU – Desmond Gee 9-63, Joe Grigsby 5-86, Eugene Gross 3-24, Bobby Williams 3-21, Pierre Ingram 2-15, DeMarco McNair 2-13, Taron Henry 1-16, Clinton Corder 1-13, Michael Cannon 1-8

MAC Championship Game

CMU 35, Miami 10

December 1, 2007

Detroit, Mich.

Central Michigan University became just the second program to win the MAC Championship Game in back-to-back seasons, defeating Miami 35-10 at Ford Field in Detroit.

Dan LeFevour was voted the Chippewas' Most Valuable Player after rushing for 170 yards and two touchdowns and passing for 185 yards and a score.

The game pitted the conference's top statistical offense (CMU), with MAC Offensive Player of the Year Dan LeFevour, against its top statistical defense (Miami), with MAC Defensive Player of the Year Clayton Mullins. Miami entered the game allowing just 18.6 points and 295.1 yards per game against conference opponents; the Chippewas rolled up 28 points in the second half alone and finished with 452 yards of offense.

CMU opened the scoring on its second possession when LeFevour connected with Kito Poblach for a 3-yard touchdown pass. The score remained 7-0 until midway through the third quarter.

Nate Parseghian booted a 38-yard field goal with 6:23 left in the third to put Miami on the scoreboard, but LeFevour answered with a 21-yard touchdown run just 80 seconds later.

CMU would find the end zone on each of its next three possessions as well, with Ontario Sneed scoring on runs of 1 and 7 yards and LeFevour capping the win with a 28-yard touchdown run.

The 25-point margin of victory was the largest in MAC Championship Game history. With the victory, Butch Jones became just the ninth head coach to win a MAC title in his first season.

Game Statistics

Miami	0	0	3	7	10
CMU	7	0	7	21	35

Scoring	Qtr	Play
CMU	1	Poblach 3-yard pass from LeFevour (Aguila PAT)
Miami	3	Parseghian 38-yard field goal
CMU	3	LeFevour 21-yard run (Aguila PAT)
CMU	4	Sneed 1-yard run (Aguila PAT)
Miami	4	Robinson 12-yard pass from Radabaugh (Parseghian PAT)
CMU	4	Sneed 7-yard run (Aguila PAT)
CMU	4	LeFevour 28-yard run (Aguila PAT)

Attendance – 25,013

	Miami	CMU
First Downs	19	23
Rushing Attempts	25	44
Net Rushing	52	267
Net Passing	254	185
Passes Attempted	50	34
Passes Completed	29	24
Interceptions	2	2
Total Plays	75	78
Total Net Yards	306	452
Fumbles/Lost	1/0	0/0
Penalties/Yards	3/20	6/54
Time of Possession	31:01	28:59

Rushing

CMU – Dan LeFevour 20-170, Ontario Sneed 17-67, Antonio Brown 1-23, Carl Volny 4-11, TM 2-(-4)

Miami – Dan Radabaugh 4-21, Cory Jones 10-19, Jamal Rogers 2-11, Austin Sykes 6-6, Thomas Merriweather 1-4, Eugene Harris 1-(-4), TM 1-(-5)

Passing

CMU – Dan LeFevour 24-34-2 for 185

Miami – Dan Radabaugh 29-50-2 for 254

Receiving

CMU – Antonio Brown 6-30, Bryan Anderson 5-34, Duane Brooks 4-53, Kito Poblach 4-29, Ontario Sneed 2-20, Carol Volny 2-10, J.J. Watt 1-9

Miami – Eugene Harris 6-41, Armand Robinson 4-51, Donovan Potter 4-25, Cory Jones 4-17, Jamal Rogers 3-9, Dustin Woods 2-61, Jared Elliott 2-29, Chris Givens 1-7, Tom Crabtree 1-6, Austin Sykes 1-5, Pat Shepard 1-3



Motor City Bowl

Purdue 51, CMU 48

December 26, 2007

Detroit, Mich.

Chris Summers' 40-yard field goal on the final play lifted Purdue to a 51-48 win over CMU in the highest scoring Motor City Bowl in history.

An MCB record crowd of 60,624 took in an offensive shootout that featured 1,022 yards of offense and saw the Chippewas twice tie the score after trailing by 21 points three times.

Dan LeFevour hit Bryan Anderson for a 19-yard touchdown with 1:09 remaining. Andrew Aguila's point-after evened the score at 48-48. Curtis Painter then completed four of five passes to set up the game-winning kick.

Nick Bellore, who finished with a game-high 11 tackles, intercepted a pass on the game's opening possession that led to a 27-yard Aguila field goal and a 3-0 CMU lead just over two minutes into the contest.

The Boilermakers scored on six straight possessions to close the first half. CMU, meanwhile, mustered a 47-yard field goal and a 49-yard scoring pass from LeFevour to Anderson and trailed 34-13 at halftime.

Antonio Brown scored on a 76-yard catch-and-run on the second play of the third quarter, but Painter threw a scoring pass to Jake Standeford with 12:53 remaining in the period.

LeFevour threw a 10-yard TD pass to Anderson and scored on runs of 9 and 4 yards to tie the score at 41 with 10 seconds left in the third quarter.

Purdue went back in front on Jaycen Taylor's 13-yard run with 8:19 left.

CMU took over on its own 34-yard line with 2:15 left. Facing third-and-16 from the 28, LeFevour hit Duane Brooks for 24 yards, Anderson for 13 yards, ran for 16 yards and connected with Anderson for 19 yards in succession to draw the Chippewas even on the scoreboard for the final time.

Game Statistics

Purdue	21	13	7	10	51
CMU	6	7	28	7	48

Scoring	Qtr	Play
CMU	1	Aguila 27-yard field goal
PU	1	Sheets 1-yard run (Summers PAT)
PU	1	Orton 29-yard pass from Painter (Summers PAT)
CMU	1	Aguila 47-yard field goal
PU	1	Keller 62-yard pass from Painter (Summers PAT)
PU	2	Summers 30-yard field goal
PU	2	Summers 21-yard field goal
CMU	2	Anderson 49-yard pass from LeFevour (Aguila PAT)
PU	2	Sheets 1-yard run (Summers PAT)
CMU	3	Brown 76-yard pass from LeFevour (Aguila PAT)
PU	3	Standeford 19-yard pass from Painter (Summers PAT)
CMU	3	Anderson 10-yard pass from LeFevour (Aguila PAT)
CMU	3	LeFevour 9-yard run (Aguila PAT)
CMU	3	LeFevour 4-yard run (Aguila PAT)
PU	4	Taylor 13-yard run (Summers PAT)
CMU	4	Anderson 19-yard pass from LeFevour (Aguila PAT)
PU	4	Summers 40-yard field goal

Attendance – 60,624

	PU	CMU
First Downs	28	22
Rushing Attempts	27	44
Net Rushing	41	143
Net Passing	546	292
Passes Attempted	54	35
Passes Completed	35	17
Interceptions	2	0
Total Plays	81	79
Total Net Yards	587	435
Fumbles/Lost	2/1	0/0
Penalties/Yards	6/44	3/20
Time of Possession	29:18	30:42

Rushing

CMU – Dan LeFevour 33-114, Justin Hoskins 6-15, Antonio Brown 2-14, Ontario Sneed 2-2, TM 1-(-2)

PU – Kory Sheets 12-27, Jaycen Taylor 10-23, TM 1-(-3), Curtis Painter 4-(-6)

Passing

CMU – Dan LeFevour 17-34-0 for 292; Antonio Brown 0-1-1 for 0

PU – Curtis Painter 35-54-2 for 546

Receiving

CMU – Bryan Anderson 7-129, Antonio Brown 4-94, Duane Brooks 2-50, Ontario Sneed 2-9, Kito Poblach 1-5, J.J. Watt 1-5
PU – Greg Orton 9-136, Jake Standeford 8-112, Dustin Keller 7-150, Dorian Bryant 5-65, Kory Sheets 3-46, Jaycen Taylor 2-11, Desmond Tardy 1-26

Motor City Bowl

Florida Atlantic 24, CMU 21

December 26, 2008

Detroit, Mich.

Rusty Smith threw for 306 yards and two touchdowns to lead Florida Atlantic to a 24-21 win against CMU in the Motor City Bowl.

Smith threw touchdown passes of 52 yards to Chris Bonner and 18 yards to Cortez Gent to give the Owls a 24-13 lead after the game was tied 10-10 at halftime.

The Chippewas drew within 24-21 on a 15-yard touchdown pass from Dan LeFevour to Antonio Brown and two-point conversion pass from LeFevour to Kito Poblah with 3:09 left. FAU, however, recovered the onside-kick.

Nick Bellore recovered a Smith fumble on the Owls' second possession to set up the Chippewas at their own 42-yard line, but LeFevour was intercepted on the next snap. Dilvory Edgecomb scored on a 1-yard dive six plays later to give FAU a 7-0 lead.

After the teams traded punts, CMU covered 75 yards in eight plays to tie the score. Poblah made a one-handed catch of a LeFevour throw for the score.

Brown's 29-yard punt return on the ensuing possession set up a 35-yard Andrew Aguila field goal that gave the Chippewas a 10-7 lead with 9:30 left in the half. Ross Gornall tied the score with a 36-yard field goal in the half's final minute.

The Chippewas punted to open the second half, and FAU went in front for good on the following possession. A roughing-the-passer penalty on third-and-5 extended the drive, and on the next snap Smith hit Bonner with a 52-yard scoring toss.

CMU drove inside Florida Atlantic's 20-yard line on the next possession, but had to settle for a 33-yard Aguila field goal.

Florida Atlantic was forced to punt, and Brown turned a reverse into a 72-yard touchdown on the final play of the third quarter that momentarily gave the Chippewas the lead. An offside penalty against FAU and a facemasking penalty against CMU negated the play, and CMU eventually had to punt. Smith's touchdown pass to Gent nine plays after the punt gave FAU a double-digit lead with 10:17 left.

CMU then drove to the FAU 1-yard line, but a penalty and two incompletions ended the threat. The CMU defense forced a three-and-out to set up LeFevour's touchdown pass to Brown, but it was as close as the Chippewas would get.

Game Statistics

Florida Atlantic	7	3	7	7	24
CMU	0	10	3	8	21

Scoring	Qtr	Play
FAU	1	Edgecomb 1-yard run (Gornall PAT)
CMU	2	Poblah 5-yard pass from LeFevour (Aguila PAT)
CMU	2	Aguila 35-yard field goal
FAU	2	Gornall 36-yard field goal
FAU	3	Bonner 52-yard pass from Smith (Gornall PAT)
CMU	3	Aguila 33-yard field goal
FAU	4	Gent 18-yard pass from Smith (Gornall PAT)
CMU	4	Brown 15-yard pass from LeFevour (Poblah pass from LeFevour)

Attendance – 41,399

	FAU	CMU
First Downs	27	20
Rushing Attempts	36	31
Net Rushing	112	127
Net Passing	306	253
Passes Attempted	36	40
Passes Completed	20	28
Interceptions	0	1
Total Plays	72	71
Total Net Yards	418	380
Fumbles/Lost	2/1	1/0
Penalties/Yards	2/25	5/45
Time of Possession	32:10	27:50

Rushing

CMU – Dan LeFevour 14-56, Justin Hoskins 5-30, Ontario Sneed 8-29, Antonio Brown 2-13, Bryan Schroeder 1-0, TM 1-(-1)

FAU – Charles Pierre 16-77, Dilvory Edgecomb 9-47, Willie Rose 4-14, TM 2-(-4), Rusty Smith 4-(-22)

Passing

CMU – Dan LeFevour 28-40-1 for 253

FAU – Rusty Smith 20-35-0 for 306; Cortez Gent 0-1-0 for 0

Receiving

CMU – Antonio Brown 11-92, Kito Poblah 6-60, Bryan Anderson 4-30, Joe Bockheim 3-42, Bryan Schroeder 2-18, Justin Hoskins 1-11, Ontario Sneed 1-0

FAU – Cortez Gent 7-98, Jamari Grant 5-70, Chris Bonner 3-85, Rob Housler 3-27, Willie Rose 1-29, Dilvory Edgecomb 1-(-3)

MAC Championship Game

CMU 20, Ohio 10

December 4, 2009

Detroit, Mich.

Dan LeFevour completed 28 of 39 passes for 255 yards and two touchdowns to break the NCAA record for career touchdowns, leading CMU to a 20-10 victory over Ohio in the 2009 Mid-American Conference Championship game.

The Chippewas got on the board at the 5:22 mark of the first quarter on a 14-yard pass from LeFevour to Cody Wilson. Frank Zombo recovered a backward pass at the Ohio 36, but the Chippewas' offense stalled inside the 10-yard line and Andrew Aguila's field goal extended the lead.

The Bobcats responded with a trick play, with Terrence McCrae hauling in a 29-yard reverse pass from Taylor Price.

CMU added an 8-yard touchdown pass from LeFevour to Bryan Anderson in the final minute of the first half to stretch the lead to 17-7.

Aguila's second field goal, a 19-yarder, gave CMU a 20-7 lead with 9:07 remaining in the third quarter. Ohio responded with a 36-yard field goal with 5:36 left in the period.

CMU's defense took over from there, forcing a punt on Ohio's next possession. Later, a sack by Zombo on third-and-9 forced a 52-yard field goal attempt by Ohio that sailed wide left, and the defense would clinch the victory on a diving tackle by Larry Knight on Theo Scott to drop him shy of the first down on fourth-and-five with two minutes left.

Game Statistics

Ohio	7	0	3	0	10
CMU	10	7	3	0	20

Scoring	Qtr	Play
CMU	1	C. Wilson 14-yard pass from LeFevour (Aguila PAT)
CMU	1	Aguila 25-yard field goal
Ohio	1	McCrae 29-yard pass from Price (Weller PAT)
CMU	2	Anderson 8-yard pass from LeFevour (Aguila PAT)
CMU	3	Aguila 19-yard field goal
Ohio	3	Weller 36-yard field goal

Attendance – 23,714

	Ohio	CMU
First Downs	16	28
Rushing Attempts	29	41
Net Rushing	108	126
Net Passing	167	255
Passes Attempted	27	39
Passes Completed	11	28
Interceptions	0	1
Total Plays	56	80
Total Net Yards	275	381
Fumbles/Lost	1/1	0/0
Penalties/Yards	6/60	9/80
Time of Possession	23:18	36:42

Rushing

CMU – Bryan Schroeder 16-72, Dan LeFevour 17-51, Carl Volny 3-12, Antonio Brown 2-0, TM 3-(-9)

Ohio – Chris Garrett 8-42, Theo Scott 9-36, Donte Harden 4-17, Taylor Price 3-10, Vince Davidson 3-4, Tyler Tettleton 2-(-1)

Passing

CMU – Dan LeFevour 28-39-1 for 255

Ohio – Theo Scott 10-23-0 for 138, Tyler Tettleton 0-3-0 for 0, Taylor Price 1-1-0 for 29

Receiving

CMU – Antonio Brown 8-66, Bryan Anderson 7-54, Bryan Schroeder 5-53, Kito Poblach 4-44, Cody Wilson 3-27, David Blackburn 1-11

Ohio – Terrence McCrae 7-141, LaVon Brazill 1-19, Steven Goulet 1-5, Taylor Price 1-2, Chris Garrett 1-0

GMAC Bowl

No. 25 CMU 44, Troy 41 (2OT)

January 6, 2010

Mobile, Ala.

Senior quarterback Dan LeFevour threw for a career-high 395 yards, and a trio of clutch special teams plays lifted the No. 25 Chippewas to a 44-41 double-overtime victory over Troy.

Andrew Aguila's school-record fifth field goal – a 37-yarder in the second overtime – capped a comeback that saw the Chippewas rally from a 12-point fourth-quarter deficit.

A game that featured two of the top statistical offenses in the country turned into a defensive slugfest in the first half. Levi Brown's 9-yard scoring pass to DuJuan Harris was the only touchdown in the first 30 minutes, and Troy took a 10-9 lead into halftime.

CMU's only punt of the game opened the fourth quarter, and Troy appeared to have taken control of the game when Harris scored on a 1-yard run with 8:01 remaining. His score stretched the Troy lead to 31-19.

Brown returned the ensuing kickoff 95 yards for a touchdown to jump-start the Chippewas.

CMU regained possession at its own 15-yard line with 4:22 remaining, and LeFevour directed one of the most memorable drives of his career. He hit Brown for 27 yards on second-and-15, Brown for 8 yards on third-and-2, Cody Wilson for 7 yards on third-and-4 and Brown again for 30 yards on the next snap before connecting with Bryan Anderson on a 4-yard touchdown pass. LeFevour then tossed a two-point conversion pass to Kito Poblach to give CMU a 34-31 lead with 1:17 remaining.

Jernigan returned the kickoff 32 yards to the Troy 37-yard line, and Brown completed a pair of passes to move the Trojans to the CMU 29-yard line. Michael Taylor's 46-yard field goal with 31 seconds left forced overtime.

CMU needed just three plays to score in the first overtime. LeFevour rushed for no gain, threw to Anderson for 12 yards and scrambled for a 13-yard touchdown to put the Chippewas in front.

Brown hit Jason Bruce for 18 yards on third-and-5 from the 20-yard line on Troy's first possession. Two plays later, Shawn Southward tied the score on a 1-yard run.

Troy's offense remained on the field to begin the second overtime period. After stalling on the Chippewas' 14-yard line, Taylor lined up for a 31-yard field goal. CMU's Vince Agnew raced untouched around Troy's right end and blocked the attempt, giving the Chippewas an opportunity to win.

Three-yard runs by Brown and Bryan Schroeder moved the ball to the Troy 19-yard line, and Aguila booted the game-winning field goal from 37 yards out.

LeFevour was named the GMAC Bowl Most Valuable Player. Brown was selected offensive MVP, Agnew defensive MVP and Aguila special teams MVP.

Game Statistics

CMU	3	6	10	15	10	44
Troy	7	3	14	10	7	41

Scoring

Qtr	Play
Troy 1	Harris 9-yard pass from Brown (Taylor PAT)
CMU 1	Aguila 28-yard field goal
CMU 2	Aguila 35-yard field goal
Troy 2	Taylor 22-yard field goal
CMU 2	guila 44-yard field goal
Troy 3	Southward 1-yard run (Taylor PAT)
CMU 3	Aguila 42-yard field goal
CMU 3	Brown 7-yard run (Aguila PAT)
Troy 3	Harris 6-yard run (Taylor kick)
Troy 4	Harris 1-yard run (Taylor kick)
CMU 4	Brown 95-yard kickoff return (Aguila PAT)
CMU 4	Anderson 4-yard pass from LeFevour (Poblach pass from LeFevour)
Troy 4	Taylor 46-yard field goal
CMU OT	LeFevour 13-yard run (Aguila PAT)
Troy OT	Southward 1-yard run (Taylor PAT)
CMU OT	Aguila 37-yard field goal

Attendance – 34,486

	Troy	CMU
First Downs	27	31
Rushing Attempts	27	39
Net Rushing	109	169
Net Passing	395	403
Passes Attempted	56	57
Passes Completed	33	32
Interceptions	1	0
Total Plays	83	96
Total Net Yards	504	572
Fumbles/Lost	0/0	2/1
Penalties/Yards	4/31	8/63
Time of Possession	26:35	33:25

Rushing

CMU – Bryan Schroeder 13-73, Antonio Brown 4-22, Dan LeFevour 9-12, Carl Volny 1-2
 Troy – DuJuan Harris 14-112, Jerrel Jernigan 6-39, Shawn Southward 10-28, Maurice Greer 1-2, Levi Brown 8-(-12)

Passing

CMU – Dan LeFevour 33-55-1 for 395, Antonio Brown 0-1-0 for 0
 Troy – Levi Brown 31-56-0 for 386; Cornelius Williams 1-1-0 for 17

Receiving

CMU – Antonio Brown 13-178, Bryan Anderson 7-84, Cody Wilson 4-36, Kito Poblach 3-50, Bryan Schroeder 3-14, Carl Volny 1-17, Jeremy Wilson 1-12, David Blackburn 1-4
 Troy – Jerrel Jernigan 9-154, Jason Bruce 4-51, DuJuan Harris 4-49, Shawn Southward 3-29, Tebrius Gill 3-28, Patrick Cherry 2-26, Cornelius Williams 2-21, Zack Marcum 2-9, Levi Brown 1-17, Josh Jarboe 1-12, Andrew Davis 1-7

Little Caesars Pizza Bowl CMU 24, Western Kentucky 21 December 26, 2012 Detroit, Mich.

Quarterback Ryan Radcliff threw a strike to senior receiver Cody Wilson midway through the fourth quarter and Central Michigan's defense got a late fourth-down stop to lead the Chippewas to a 24-21 victory over Western Kentucky to win the 2012 Little Caesars Pizza Bowl.

Radcliff was named the game's Most Valuable Player while junior linebacker Shamari Benton was named the Outstanding Lineman. Benton led CMU in tackles for the seventh time this season, recording nine.

The winning touchdown came on a second-and-goal play with 5:11 left in the game. Radcliff threaded the needle between two WKU defenders to find Wilson in the corner of the end zone. The senior signal caller finished the game 19-of-29 for 253 yards, three touchdowns and no interceptions while Wilson had 10 catches for 101 yards and the one touchdown.

After CMU scored, the Hilltoppers drove to the CMU 19-yard line where they faced a fourth-and-2 with 51 seconds remaining. Western Kentucky ran a play-action pass to tight end Jack Doyle, but he was blanketed by CMU defenders and the pass fell incomplete. CMU then ran out the clock.

CMU's winning touchdown drive began at the WKU 26-yard line after a blocked punt by junior safety Avery Cunningham. The blocked punt capped off a string of controversial plays that began with a reversal of a Zurlon Tipton touchdown. The officials first ruled that Tipton had scored on a 1-yard drive on fourth down but the replay official reversed the call. That gave the Hilltoppers the ball at the CMU half-yard line. CMU's defense tightened up, allowing just 2 yards to force a three-and-out. Cunningham blocked the punt after a low snap and the Chippewas were in business.

Central Michigan got off to a fast start after Radcliff connected on a 69-yard touchdown strike to redshirt freshman receiver Andrew Flory at 10:54 of the first quarter. Western Kentucky answered with a 6-yard quarterback run by Kawaun Jakes after he connected with Rico Brown for 70 yards on a trick play on the first offensive play of the game for the Hilltoppers.

CMU responded with another Radcliff-to-Flory touchdown with 5:46 to go in the first quarter. After three straight punts, CMU got the running game going as Tipton had 40 yards on a drive that led to a 50-yard Davis Harman field goal, making it 17-7 CMU. The field goal set the CMU bowl record and tied the Little Caesars Pizza Bowl mark.

Junior punter Richie Hogan averaged 57.3 yards per punt, including a bowl-record 82-yard boot in the first quarter. CMU limited WKU's Antonio Andrews to 40 kick return yards and 4 yards on punt returns. Andrews entered the game leading the FBS in all-purpose yards.

Game Statistics

WKU	7	7	7	0	21
CMU	14	3	0	7	24

Scoring	Qtr	Play
CMU	1	Flory 69-yard pass from Radcliff (Harman PAT)
WKU	1	Jakes 6-yard rush (Schwettman PAT)
CMU	1	Flory 29-yard pass from Radcliff (Harman PAT)
CMU	2	Harman 50-yard field goal
WKU	2	Doyle 6-yard pass from Jakes (Schwettman PAT)
WKU	3	Jones 1-yard rush (Schwettman PAT)
CMU	4	Wilson 11-yard pass from Radcliff (Harman PAT)

Attendance – 23,310

	WKU	CMU
First Downs	13	23
Rushing Attempts	32	34
Net Rushing	128	140
Net Passing	199	253
Passes Attempted	24	31
Passes Completed	14	19
Interceptions	0	0
Total Plays	56	65
Total Net Yards	327	393
Fumbles/Lost	2/0	2/0
Penalties/Yards	7-60	6-50
Time of Possession	28:10	31:50

Rushing

CMU – Zurlon Tipton 23-101, Saylor Lavallii 4-28, Connor Odykirk 1-15, Radcliff 4-2, TM 2-(-6)
WKU – Antonio Andrews 27-119, Kadeem Jones 2-6, Nick Baisch 1-2, Kawaun Jakes 2-1

Passing

CMU – Ryan Radcliff 19-29-0 for 253, TM 0-2-0
WKU – Kawaun Jakes 14-24-0 for 199

Receiving

CMU – Cody Wilson 10-118, Andrew Flory 3-105, Zurlon Tipton 2-29, Jesse Kroll 1-8, Adam Fenton 1-6, Ben McCord 1-4, Connor Odykirk 1-0
WKU – Jack Doyle 6-36, Willie McNeal 3-50, Antonio Andrews 3-21, Rico Brown 1-70, Kadeem Jones 1-22

Popeyes Bahamas Bowl

Western Kentucky 49, CMU 48

December 24, 2014

Nassau, Bahamas

Cooper Rush threw a Football Bowl Subdivision-record seven touchdowns passes, including five in the fourth quarter, as Central Michigan nearly came all the way back from a 35-point deficit before falling to Western Kentucky, 49-48, in the inaugural Popeyes Bahamas Bowl at Thomas A. Robinson Stadium.

The game wasn't decided until Rush's two-point conversion pass to Jesse Kroll fell incomplete, one play after the Chippewas drew to 49-48 on a dazzling 75-yard pass play – triggered with just 1 second remaining – during which four CMU receivers touched the ball and Titus Davis won a footrace to the pylon against several Western Kentucky defenders.

Western Kentucky dominated and scored at will behind quarterback Brandon Doughty and a bevy of talented receivers. The Hilltoppers were in front, 42-14, at halftime, and 49-14 after three quarters.

Rush started CMU's fourth quarter with a 12-yard TD pass to Davis with 11:37 to play. Just over four minutes later, the same duo delivered again, this time on a 23-yard TD pass, cutting it to 49-28.

With 3:06 left, Rush found Courtney Williams for a 10-yard TD pass, shrinking the Chippewa deficit to 49-35. Less than two minutes later, Anthony Garland scored on a short pass, making it 49-42, setting the stage for Ron Coluzzi's onside kick, which the Hilltoppers covered at the CMU 43.

With just 1:09 left, all WKU had to do was gain a first down and run out the clock. The Chippewas burned their remaining two timeouts and senior defensive tackle Leterrius stuffed Leon Allen for no gain on third-and-10, forcing a punt.

The punt went for a touchback and WKU was penalized on the play, putting the ball on the CMU 25 with 1 second remaining.

Rush dropped to pass and heaved the ball 50 yards to a leaping Kroll at the WKU 30-yard line. Kroll then lateraled to Deon Butler. A falling Butler fumbled the ball in the direction of the trailing Williams, who scooped it up, took a few frantic steps, then lateraled to Davis who did the rest.

Rush completed 28 of 45 passes for 493 yards. His attempts, completions, yardage and TD passes were all career highs, and his seven TD passes is a school record and ties a Mid-American Conference record. His 493 passing yards broke the school mark set by Brian Brunner against Indiana in 2008.

Game Statistics

CMU	7	7	0	34	48
WKU	21	21	7	0	49

Scoring	Qtr	Play
WKU	1	Dangerfield 14-yard pass from Doughty (Schwettman PAT)
CMU	1	Davis 21-yard pass from Rush (Eavey PAT)
WKU	1	German 12-yard pass from Doughty (Schwettman PAT)
WKU	1	Grant 19-yard pass from Doughty (Schwettman PAT)
WKU	2	Henry 16-yard pass from Doughty (Schwettman PAT)
CMU	2	Williams 30-yard pass from Rush (Eavey PAT)
WKU	2	McNeal 55-yard pass from Doughty (Schwettman PAT)
WKU	2	Allen 1-yard run (Schwettman PAT)
WKU	3	Wales 21-yard run (Schwettman PAT)
CMU	4	Davis 12-yard pass from Rush (Eavey PAT)
CMU	4	Davis 23-yard pass from Rush (Eavey PAT)
CMU	4	Williams 10-yard pass from Rush (Eavey PAT)
CMU	4	Garland 7-yard pass from Rush (Eavey PAT)
CMU	4	Kroll-Butler-Williams-Davis 75-yard pass from Rush (Pass failed)

Attendance – 13,667

	CMU	WKU
First Downs	28	30
Rushing Attempts	29	32
Net Rushing	114	161
Net Passing	493	486
Passes Attempted	45	42
Passes Completed	28	31
Interceptions	1	0
Total Plays	74	74
Total Net Yards	607	647
Fumbles/Lost	1/0	3/2
Penalties/Yards	8-77	9-105
Time of Possession	32:51	27:09

Rushing

CMU – Martez Walker 9-68, Cooper Rush 8-26, Devon Spalding 8-12, Saylor Lavallii 4-8

WKU – Anthony Wales 14-95 1 TD, Leon Allen 13-52 1 TD, Taywan Taylor 1-11, Brandon Doughty 2-4

Passing

CMU – Cooper Rush 28-45-1 for 493 yards, 7 TDs

WKU – Brandon Doughty 31-42-0 for 486 yards, 5 TDs

Receiving

CMU – Titus Davis 6-137 4 TDs, Jesse Kroll 4-109, Deon Butler 4-69, Courtney Williams 3-70 2 TDs, Anthony Rice 3-32, Mike Kinville 2-26, Devon Spalding 2-17

WKU – Millie McNeal 5-155 1 TD, J. Dangerfield 5-87 1 TD, Leon Allen 5-45, Joel German 4-27 1 TD, Mitchell Henry 3-47 1 TD, N. Norris 3-33, Antwane Grant 2-30 1 TD, Taywan Taylor 1-28, Tim Gorski 1-18, Anthony Wales 1-12



Quick Lane Bowl

Minnesota 21, CMU 14

December 28, 2015

Detroit, Michigan

Central Michigan was held to a season-low 249 total yards Monday as the Chippewas fell to Minnesota, 21-14, in the Quick Lane Bowl before 34,217 at Ford Field.

CMU finished 7-6 in John Bonamego's first year as the Chippewas' coach, and it brought to an end an emotional season for the entire program.

Freshman Romello Ross ran for 100 yards and a touchdown on 19 carries to lead a CMU offense that, outside of two scoring drives, struggled to find its footing.

"It was pretty well-documented that they have a very good secondary," Bonamego said. "I think that was the strength of their defense. We thought we moved the ball against them pretty well. We stalled a few drives, got in some long-yardage situations, but they're a good defense and a talented defense."

CMU quarterback Cooper Rush completed 15 of 29 passes for 145 yards. All three numbers were season lows for the junior who entered the game having thrown for a CMU single-season record 3,703 yards.

His one interception was costly. With CMU trailing 21-14 and facing a third-and-7 at the Minnesota 42, Rush was pressured and falling when he let a pass go. It was intercepted by Briean Boddy-Calhoun at the Gopher 35 with just over 2 minutes to play.

That ended CMU's last legitimate chance to tie the game.

"Just trying to make a play," Rush said. "Looking back, I probably should have just ate it."

Ross gave the Chippewas a 14-13 lead when he fought his way into the end zone on a bullish 13-yard run early in the fourth quarter. That capped a four-play, 56-yard drive.

Minnesota (6-7) responded with a 13-play, 74-yard drive that ended with quarterback Mitch Leidner dashing 13 yards for a TD. Leidner found KJ Maye on the two-point conversion pass and Minnesota was back in front with 6:36 left.

Minnesota grabbed a 3-0 lead on a Ryan Santoso 22-yard field goal in the first quarter. CMU went ahead 7-3 when Rush scored on a 1-yard quarterback sneak midway through the second quarter.

Leidner tossed an 11-yard TD pass to Maye early in the second quarter to give the Gophers a 10-7 halftime lead.

Game Statistics

CMU	0	7	0	7	14
UM	3	7	3	8	21

Scoring	Qtr	Play
UM	1	Santoso 22-yard field goal
CMU	2	Rush 1-yard run (Eavey PAT)
UM	2	Maye 11-yard pass from Leidner (Santoso PAT)
UM	3	Santoso 42-yard field goal
CMU	4	Ross 13-yard run
UM	4	Leidner 13-yard run

Attendance – 34,217

	CMU	UM
First Downs	17	21
Rushing Attempts	28	39
Net Rushing	104	158
Net Passing	145	223
Passes Attempted	30	30
Passes Completed	15	24
Interceptions	1	1
Total Plays	58	69
Total Net Yards	249	381
Fumbles/Lost	0/0	0/0
Penalties/Yards	3/25	1/5
Time of Possession	24:31	35:29

Rushing

CMU – Romello Ross 19-100 1 TD, Anthony Rice 1-6, Jahray Hayes 2-1, Joe Bacci 1-0, Cooper Rush 5-(-3)
 UM – Rodney Smith 15-74, Shannon Brooks 15-65, Mitch Leidner 9-19 1 TD

Passing

CMU – Cooper Rush 15-29-1 for 145 yards
 UM – Mitch Leidner 24-30-1 for 223 yards, 1 TD

Receiving

CMU – Corey Willis 4-51, Romello Ross 4-28, Ben McCord 2-42, Jesse Kroll 2-10, Anthony Rice 1-11, Eric Cooper 1-3, Jahray Hayes 1-0
 UM – KJ Maye 8-67 1 TD, Brandon Lingen 5-33, Shannon Brooks 4-45, Drew Wolitarsky 3-52, Eric Carter 2-10, Nate Wozniak 1-11, Rodney Smith 1-5

Miami Beach Bowl

Tulsa 55, CMU 10

December 19, 2016

Miami, Fla.

Central Michigan knew its Miami Beach Bowl opponent had an explosive offense. Tulsa's defense was pretty good, too.

The Golden Hurricane rolled up 581 total yards as it routed the Chippewas, 55-10, at Marlins Park.

The loss ended CMU's season at 6-7, its first sub-.500 season since 2011.

Tulsa (10-3) entered the game averaging 522.8 yards per game. It built a 27-3 halftime lead, then hit the gas in the second half and scored nearly at will.

"Tulsa's a great football team," second-year CMU coach John Bonamego said. "We felt like we matched up a little better than what we demonstrated today. We just didn't execute our fundamentals well in really two critical phases of the game, we weren't able to finish drives, we hurt ourselves with penalties. Defensively we could never get off the field and we had a bunch of missed tackles.

"When you perform that way against a good football team you get beat. All we can really do is take this, learn from it, and build for the future."

Central Michigan quarterback Cooper Rush, vying to become the all-time Mid-American Conference leader in passing yardage, finished with 241 yards. He needed to throw for 253 yards to supplant former Chippewa Dan LeFevour atop the list.

Rush, a senior from Lansing, finished his four-year career as the CMU starter with 12,894 yards and 90 touchdown passes.

He goes down as one of the very best to have ever played at CMU.

"He's a tremendous football player," Bonamego said. "He's got a tremendous amount of heart, he's extremely intelligent, he's dependable, you can count on him, you're going to get his best every single day. We're going to miss him."

Jahray Hayes scored CMU's lone touchdown on a 13-yard run in the fourth quarter. Brian Eavey kicked a 26-yard field goal to account for the Chippewas' other points.

Game Statistics

CMU	3	0	0	7	10
Tulsa	10	17	21	7	55

Scoring	Qtr	Play
UT	1	Atkinson 5-yard pass from Evans (Jones PAT)
UT	1	Jones 46-yard field
CMU	1	Eavey 26-yard field goal
UT	2	Jones 44-yard field goal
UT	2	Lucas 13-yard pass from Evans (Jones PAT)
UT	2	Minter 4-yard pass from Evans (Jones PAT)
UT	3	Flanders 17-yard run (Jones PAT)
UT	3	Lucas 28-yard pass from Evans (Jones PAT)
UT	3	Lucas 11-yard pass from Evans (Jones PAT)
UT	4	Brubaker 66-yard interception returns (Jones PAT)
CMU	4	Hayes 13-yard run (Eavey PAT)

Attendance – 15,262

	CMU	UT
First Downs	19	34
Rushing Attempts	22	46
Net Rushing	83	261
Net Passing	272	320
Passes Attempted	50	39
Passes Completed	30	29
Interceptions	3	0
Total Plays	72	85
Total Net Yards	355	581
Fumbles/Lost	0/0	0/0
Penalties/Yards	5/40	3/25
Time of Possession	30:52	29:08

Rushing

CMU – Mark Chapman 2-38, Devon Spalding 7-21, Jahray Hayes 4-18, 1 TD, Jonathan Ward 3-14, Cooper Rush 6-(-8).

UT – D. Brewer 17-105, J. Flanders 17-100, 1 TD, R. Taylor 7-30, D Evans 3-22, K. Lucas 1-(-5)

Passing

CMU – Cooper Rush 24-49-3 for 241 yards, Jonathan Ward 1-1-0 for 31 yards.

UT – D. Evans 28-38-0 for 304 yards, 5 TDs, R. Rubley 1-1-0 for 16 yards.

Receiving

CMU – Devon Spalding 5-26, Austin Stewart 4-55, Jonathan Ward 4-48, Mark Chapman 4-29, Corey Willis 3-63, Tyler Conklin 2-21, Jahray Hayes 2-17, Anthony Rice 1-13.

UT – Atkinson 12-131 1 TD, Lucas 7-72 3TD, Johnson 3-37, Hobbs, 3-28, Minter 2-17 1 TD, Carter 1-19, Riederer 1-16

Famous Idaho Potato Bowl Wyoming 37, CMU 14 December 22, 2017 Boise, Idaho

Central Michigan made a living forcing turnovers this season. On Friday, the Chippewas found out what it is like to be on the other side, and the consequences were devastating.

CMU gave the ball away a season-high eight times in falling to Wyoming, 37-14, before 16,512 in the Famous Idaho Potato Bowl at Albertsons Stadium. The Chippewas finished 8-5 and saw their win streak end at five games.

The eight wins is CMU's highest total since 2009, but that didn't ease the sting of a fourth consecutive bowl loss.

Wyoming intercepted CMU quarterback Shane Morris three times, sacked him five times, and the Chippewa fumbled the ball away five times. Twenty-three of Wyoming's points – two TDs and three field goals – came after CMU turnovers.

Cowboy quarterback Josh Allen, projected to be a top-five pick in the NFL Draft in April, was as efficient as he needed to be, completing 11 of 19 passes for 154 yards. He threw three touchdown passes, all in the first quarter, to stake the Cowboys to a 21-7 lead.

CMU's defense surrendered just three field goals over the final three quarters, but the Chippewas offense could not produce consistently against a Wyoming defense that came into the game ranked 21st in the country.

"They have a great defense," CMU senior tight end Tyler Conklin said. "They did a good job. We didn't make the plays we should have made."

Yohanna Ghaifan sacked CMU quarterback Shane Morris, forcing a fumble, and Carl Granderson scooped up the ball and raced 58 yards for a TD early in the fourth quarter to make it 37-14 and snuff out CMU's last hope.

Jonathan Ward finished with a combined 138 yards in rushing and receiving and scored two touchdowns to lead CMU. He took a short pass from quarterback Shane Morris and turned it into a 74-yard TD that kept the Chippewas in the game in the first quarter. He later scored on a 3-yard run.

The Chippewas' final yardage total, 364, looked respectable, but the five sacks, the six turnovers and 61 yards in penalties were more than enough to keep the Chippewas from mounting a serious threat.

Game Statistics

CMU	7	0	7	0	14
Wyoming	21	6	3	7	37

Scoring Qtr	Play
UW 1	Scott 23-yard pass from Allen (Rothe PAT)
UW 1	Conway 11-yard pass from Allen (Rothe PAT)
CMU 1	Ward 74-yard pass from Morris (Armstrong PAT)
UW 2	Johnson 45-yard pass from Allen (Rothe PAT)
UW 2	Rothe 27-yard field goal
UW 2	Rothe 28-yard field goal
UW 3	Rothe 20-yard field goal
CMU 3	Ward 3-yard run (Armstrong PAT)
UW 4	Granderson 58-yard fumble recovery (Rothe PAT)

Attendance – 16,512

	CMU	UW
First Downs	18	15
Rushing Attempts	27	42
Net Rushing	18	121
Net Passing	346	154
Passes Attempted	43	19
Passes Completed	26	11
Interceptions	4	0
Total Plays	70	61
Total Net Yards	364	275
Fumbles/Lost	6/4	0/0
Penalties/Yards	7/61	5/49
Time of Possession	29:14	30:46

Rushing

CMU – Jonathan Ward 12-29 1 TD, Tony Poljan 4-15, Romello Ross 3-6, Kumehnnu Gwilly 1-2, Shane Morris 7 (-34).

UW – K. Overstreet 21-85, Trey Woods 9-19, C.J. Johnson 1-16, D. Van Maanen 2-5, Josh Allen 8-(-3)

Passing

CMU – Shane Morris 23-9 for 329 yards 1 TD, Tony Poljan 3-4 for 17 yards.

UW – Josh Allen 11-19 for 154 yards 3 TDs.

Receiving

CMU – Jonathan Ward 7-109 1 TD, Tyler Conklin 7-98, Mark Chapman 5-70, Eric Cooper 4-25, Corey Willis 3-44.

UW – C.J. Johnson 3-63 1 TD, Austin Conway 3-29 1 TD, James Price 2-12, Jared Scott 1-23 1 TD, Tyree Mayfield 1-18, Austin Fort 1-9.

A

Abbott, Vernon 1917-18
 Abdo, Ed 1950
 Acitelli, James 1965-67
 Ackley, Thomas 1967-68
 Adam, Joe 1996-99
 Adams, Curtis 1981-84
 Adams, Dale 1930
 Adams, Dimitri 1992
 Adams, Larry 1968-69
 Adams, Nick 2014
 Adesanya, Sean 2018
 Addae, Jahleel 2009-12
 Adler, Doug 1988-91
 Agnew, Vince 2007-10
 Aguila, Andrew 2007-09
 Ahmeti, Ramadan 2012-15
 Aho, Ernie 1936-38
 Ajoku, Ike 2000
 Alban, Richard 1944
 Albrant, Lyle 1959-60
 Albreski, Rick 2005-06
 Alderton, George 1918
 Alexander, Chad 1995-97
 Alexander, James ... 1997, 1999-00
 Alferink, Scott 1985-88
 Alldread, Floyd 1918, 1920-21
 Allen, Bill 1976-78
 Allen, Craig 1985-88
 Allen, Reggie 1995-98
 Allen, Ross 1939-41
 Allen, Travis 1995-96
 Almy, Avery 1916
 Alpers, Shawn 1993-96
 Alward, George 1959-62
 Amble, Richard 1959
 Ambrose, Charles .. 1976, 1978-79
 Andary, Jacob 1922
 Anderson, Bryan 2006-09
 Anderson, Charles 1948
 Anderson, Dan 1931
 Anderson, Myron 1957
 Anderson, Stanley 1924
 Andrews, John 1946
 Andrews, Morris 1956
 Angeli, Jeff 1995-96
 Ankney, Pat 1944
 Annese, Steve 1977-79
 Annese, Tony 2013-16
 Annis, Tom 1963
 Antico, Bill 1957
 Antonides, Tim 1988-90
 Apsey, Trevor 2015-18

Archer, Antrione 2007-08
 Archer, Marcel 2006-07
 Armour, Thomas 1965-67
 Armstead, Stefon 2013-15
 Armstrong, Michael 2017-18
 Arnold, Jon 1925
 Arnoldink, Grant 2004
 Arras, Andrew 1948-49
 Arscott, Ed 1935
 Arsenaault, Pat 1957, 1959-60
 Asken, Greg 1982-83
 Aslin, Gary 1962
 Asp, Glen 1971
 Austin, Joe 2016-17
 Austin, Phil 1945
 Avery, Harry 1934-35
 Ayling, Thad 1903
 Azzanni, Zach 1998

B

Babladelis, Paul 1971
 Bacci, Joe 2013-16
 Bach, Don 1962
 Baginski, Gary 1972-74
 Baillargeon, Gary 1950
 Baker 1905
 Baker-Williams, Deshawn 2016
 Baldwin, Dean 1999
 Ball, Mike 1976-79
 Ball, Raeshon 2004-05
 Ballagh, Clare 1936-38
 Balom, Talic 1998
 Banaszak, William 1952
 Banfield, Ralph 1938-40
 Banks, Bobby 2016
 Banks, Tim 1991-94
 Barberi, Carlo 1936-38
 Barensen, Doug 1970
 Bargetz, Bill 1944
 Barry, Kevin 1997, 1999-00
 Barth, Carl 1994-95
 Barker, Charles 1965-66
 Barker, Richard 1990-93
 Barlow, Bob 1946
 Barnard, Richard 1950
 Barron, Ken 1951-53
 Barrows, Jack 1965-66
 Bartell, Ron 2001-02
 Bartnick, Lucien 1939-42
 Bartnick, Marty 1969-71
 Basirico, David 1986-89
 Baskins, Richard 1981-84
 Baucus, Jack 1958

Bazuin, Dan 2003-06
 Beach, Don 1951-52
 Beach III, Walt 1956-59
 Beamish, Nick 2012-15
 Beardsley, Scott 1972
 Bearss, Roger 1984-86
 Becker, Hiram 1938-40
 Becker, Marshall 1907
 Beddow, Fred 1919-20, 1922
 Beddow, John 1920-23
 Bedtelyon, Edwin 1897
 Beemer, Don 1957-60
 Bell, Allen 1960
 Bell, Doug 1969-71
 Bellile, Gary 1962
 Bellore, Nick 2007-10
 Belt, Scott 1972-74
 Bender, Jeff 1988-91
 Benedict, Jack 1965-66
 Benke, Adam 2006
 Bennett, Kent 1950
 Bennett, Lyle 1925-26
 Bennett, Mark 1972-74
 Bennis, Dale 1980-83
 Bennyhoff, Brian 2008-11
 Bensley, Loren 1955
 Bentley, Jake 2009-10
 Bentley, Ray 1980-82
 Benton, Shamari 2010-13
 Beracy, David 1963
 Berentsen, Ken 1949-50
 Berg, Cecil 1956
 Berg, Don 1943
 Berghorst, Johnathan 2018
 Bernardi, Alden 1956-59
 Berning, Matt 2007-10
 Bevier, Mike 1981, 1983-84
 Bevington, Gary 1971-73
 Bickel, Ken 1961-64
 Bidne, David 1936-38
 Bielecki, Paul 1990-91
 Bieniek, Gerald 1961
 Billops, Brian 1981-82
 Binkowski, Henry 1974-75
 Birnbaum, Mark 1979-82
 Bishop, Al 1964-65
 Bison, Jon 1982
 Black, Paul 1972-73
 Black, Steve 1996-97
 Blackburn, David 2008-11
 Blackstock, John 1961-63
 Blackstock, John 1993-96
 Blair, Bob 1972-74

Blair, Jesse 2002
 Blank, Brian 1977-79
 Blasy, Brad 1994-95
 Blood, Wallace 1929-30
 Blumenstein, Harlow 1926-28
 Bocanegra, James 1999
 Bockheim, Joe 2006-08
 Bodary, Percy 1920
 Bograkos, Steve 1972-74
 Boitos, Guy 1985
 Bojovic, Novo 1979-82
 Bolden, Dannie 2008-09
 Bollinger, Clyde 1910
 Bonamego, John 1985-86
 Bonnell, Jimmy 1974
 Bone, Jim 1975
 Bonk, Pat 1981-82
 Bontekoe, Doug 1996-98
 Borchard, Don 1941-42
 Boss, Chris 2006
 Boulee, Al 1950
 Bován, Gilbert 1951
 Bovee, Earl 1903
 Bowles, Ray 1980-83
 Bowman, Jim 1982-84
 Boyd, Pat 1962-65
 Boyden, Wilbur 1932-34
 Brackett, Pat 1981-84
 Bracy, Darius 2018
 Bradish, Ford 1909-10
 Bradley, Taylor .. 2007-08, 2011-12
 Brady, John 1974-76
 Bramer, Rob 1983
 Brandon, Maurice 1987-88
 Brandt, Brian 2000-03
 Brandt, Corwin 1926-28
 Braun, Walt 1955
 Brayton, Matt 1998-01
 Brazzel, Tim 2006-09
 Brazzil, Lloyd 1945
 Brice, Lee 1902
 Bridgewater, Mike 1993
 Brieger, Paul 1999-02
 Brietzke, Bob 1965
 Brietzke, Gerhard 1942
 Briggs, Darold 1953-56
 Briones, Alex 2015-18
 Brisson-Fast, Nate 2015-18
 Broadbent, Harry 1932
 Brooer, Joe 1946
 Brooks, Duane 2006-07
 Brooks, James 1976
 Brooks, Rashon 2004

Brookshire, William 2001-04
 Brotzman, Jack 1927-28
 Brountie, Charles 1981-82
 Brown, Antonio 2007-09
 Brown, Ben 2011
 Brown, Brandon 2018
 Brown, Clifford . 1896-97, 1902-03
 Brown, Doug A 1977-79
 Brown, Doug K 1978
 Brown, Fred 1932-33
 Brown, Ike 2003-05, 2007
 Brown, Jacob 2001-03, 2005
 Brown, Lyle 1942
 Brown, Roland 1921-23
 Brown, Scott 1996
 Brown, Tony 1983-85
 Brown, Troy 2018
 Brown, William 1979
 Brownie, Bruce 1979-81
 Brownie, Evan 2005-06
 Brubaker, Judd 1905
 Bruce, Brandon 1991-94
 Bruda, George 1944
 Brunner, Brian 2006-08
 Brunner, Michael 1983-85
 Bruns, Michael 1983-86
 Brzezinski, Mike 1969-71
 Buchan, Bayard 1922-25
 Buchan, Grover 1911-12, 1919-20
 Buchan, James 1911
 Buckel, Harold 1918
 Buczkowski, Hunter 2017-18
 Budd, Ronald 2004
 Buke, Walt 1931-32
 Bullock, Dan 1978-79
 Bunce, Rich 1960-61
 Bunn, Raymond 1905
 Bunting, Sean 2016-18
 Burde, Ralph 1968-70
 Burdon, Tim 1954-56
 Burnham, Deane 1921
 Burnham, De?Onte 2004-05
 Burnham, Jacob 1922-23
 Burnham, Sharon 1932-33
 Burnor, Jim 1981-82
 Burns, Hoyt 1945
 Burns, Matt 1985-86
 Burras, Darrell 1935-37
 Burroughs, Lennex 1967-69
 Bush, Charlie 1994-97
 Bush, Mike 1969-71
 Butler, Deon 2011-14

C
 Cabarris, Ray 1979-80
 Cady, Walter 1918
 Calkins, Bruce 1920-21
 Cameron, Bruce 1965-67
 Cameron, Ernest T. 1896
 Cameron, John 1921
 Cameron, Lionel 1916
 Cameron, P.D. 1905
 Campbell, Francis 1911-12
 Caper, James 1977-79
 Carey, Terry 1942, 1946
 Carlson 1917
 Carlson, Bob 1938-39
 Carlson, Bruce 1970-72
 Carlson, Ed 1929, 1931
 Carlson, Steve 1984-85
 Carma, Brodie 1945
 Carmean, Aaron 1919
 Carpenter, Bryan 1993-95
 Carpenter, Larry 1956
 Carr, John 2008-11
 Carr, Peter 1956
 Carr, Shakir 2015-18
 Carruthers, Jack 1986-89
 Carruthers, Marcelle 1984-87
 Carson, Jonathan 2015, 2017-18
 Carter, Derek 2010
 Carter, Finley 1998-01
 Carter, Ken 1991-93
 Carter, Landon 2008-09, 2011
 Case, Brent 1986
 Case, Robert 1955-56
 Cashen, Tim 1973-75
 Castle, Ben 1983-86
 Castle, Chris 1992-93
 Catt, Rob 1935
 Cawthorne, Dan 1982-83
 Cederna, James 1970-72
 Cétoute, Obed 2004-06
 Chamberlain, Percy 1916
 Chapman, Jarret 2011-14
 Chapman, Mark 2014-17
 Chapman, Winslow 2013-16
 Chatterton, Pat 1986-87
 Cheesbro, Kurt 1978-80
 Cheney, Ray 1911-12
 Cherocci, Justin 2011-14
 Childress, Brandon 2016, 2017
 Christiansen, Todd 1984
 Church, Ed 1957
 Churches, Joe 1985-87
 Cipa, Mike 1996-98

Ciraulo, Jack	1983	Cote, Ed	1935, 1938	Davis, Cameron	2015
Clark, Abjuahn	1996-97	Cotton, Curtis	1990-92	Davis, Charles	1959-62
Clark, Arthur	1941, 1946	Cotton, Paris	2008-11	Davis, Darferrel	2012-13
Clark, Carlos	2016-17	Coutant, Wallace	1909	Davis, Howard	1916
Clark, Dave	1951-52	Cox, Josh	2014-17	Davis, Jerrod	2017
Clark, Milton	1925-26	Coxe, Leon	1921-22	Davis, Lawrence	1959
Clark, Ralph	1934	Cramer, Steve	1996	Davis, Richard	1970-72
Clark, Ron	1966	Cramer, Stewart	1993	Davis, Titus	2011-14
Clark, Russell	1949-51	Crandell, Charles	1910	Dawson, Michael	1972-73
Clarke, Jovan	2001-02	Crane, Israel	1922-23	Dawson, Steve	1969
Clary, Jack	1951-53	Crawford, Arthur	1917	Dean, David	1982-84
Clauss, Ed	1946-48	Crawford, George	1909	Dean, Jabari	2012, 2014-16
Clayborn, George	1960-62	Crawford, Issac	1907-10	DeBoer, John	1982-85
Clemens, Curtis	1975-76	Crawford, Xavier	2018	Decess, Edgar	1950-52
Cleophas, Carlton	2018	Crawell, Bob	1976-77	Decker, Gerald	1945
Clevenger, Bob	1943	Creguer, Tom	1993-94	Decker, Mike	2006-07
Clevinger, Thomas	1965-67	Crenshaw, Desmond	2004	Decou, Sid	1948-50
Clifford, Pat	1980	Crocker, Keith	1945	Decourcy, Norman	1969-71
Cline, Jack	1923-24, 1926-27	Croskey, Kyle	1999-02	Deer, Shawn	1993-94, 1996
Closs, Don	1952	Crouch, Zach	2016-17	Degolia, Charles	1948-49
Clyne, Adam	2000	Crowley, Tim	1997	Deines, Geoffrey	1993
Coatsworth, Bill	1970-72	Cully, John	1966-67	Deines, Harold	1965-67
Coffey, Matt	1981-84	Cully, Ray	1968	Delekta, David	1986-89
Colar, Brian	1999-00	Culver, James	1971-72	Delling, Bill	1952
Colbry, Randall	1969	Cunningham, Avery	2010-13	Delude, Rick	1978
Cole, Cameron	2017-18	Cunningham, Ron	1952	DeMarco, Bob	1981-84
Coleman, Amari	2014-17	Curtis, Kyle	2008	Demarest, Ben	1907
Colen, Omari	2001-04	Curtiss, Chris	1986	Denison, Roland	1938-40
Collins, Connor	2013	Curtiss, Kyle	1983-86	Dennis, Mark	1986-89
Collins, Kevin	1976-78	Curtiss, Rich	1987-90	Derrer, Dan	1992-93
Colton, Russell	1967-68, 1970	Cutts, Curtis	2004-07	Dersnaugh, Eugene	1907
Coluzzi, Ron	2013-15	Cvengros, Mike	1976-77	Dersnaugh, Howard	1936
Condani, Dave	2003-05	Czuhai, Dan	1947-49	Derus, Gerald	1945
Congdon, Fred	1945			Devlin, Mike	1986
Conklin, Trevor	2017	D		Devoe, Maurice	1959-62
Conklin, Tyler	2015-17	D'Arcy, Kevin	2016	Dezelsky, Thomas	1953
Conlin, Robert	1983-84	Dafoe, Fred	1905	Dickerson, Orlo	1910-11
Connell, Walt Kirk	1916	Dailey, Jesse	2002-03, 2005	Dickey, Malcolm	1924
Connolly, Joe	1987-90	Dalton, Tyrone	2000	Dickie, Howard	1924-25
Converse, Peter	1999	Danna, Joe	1995-98	Diebel, Walt	1944, 1947
Cook, Jadon	2014-15	Danna, Mike	2016-18	Diekman, Will	1936-38
Cook, Michael	1982-85	Daniels, Jack	1956	Diet, Henry	1963-64
Cooper, Eric	2015, 2017	Daniels, Richard	1959	Dietrich, Loren	1950-52
Cooper, Marc	1998	Danison, Randy	1991-94	Dill, D'Andre	2016-18
Cooper, James	1988-91	Darby, Dean	1981-83	Dillon, Mike	1985-87
Coquillard, Michael	1965-67	Darden, Al	1971	Dissete, Joseph	1970-72
Corbett, Justin	2017	Darden, Clyde	1974-76	Ditzhazt, Erik	2018
Corner, Leslie	1933-34	Dargusch, Jim	1985	Djordjevic, Zoran	1990, 1993
Cosby, Ray	1960	Darnell, Chad	1994-96	Doan, Austin	2015-17
Cosgrove, Tim	1980-82	Davidson, Dean	1911-12	Doane, Troy	2005-06
Cosens, Walter	1949	Davidson, Frank	1912	Dobberstein, Thomas	1965-67
Cossou, Keegan	2018	Davidson, Jay	2000-02	Dobronski, Kurt	1978-81
Cote, Don	1947	Davidson, Richard	1930-32	Doherty, William	1903

Doman, Victor2005-07
 Dombroski, Ray1949-51
 Donaldson, Drew2003
 Dondero, Ray1911
 Dosen, Bill1951-52
 Doud, Ray1934-35
 Douglas, George2018
 Downing, Lee1969
 Dowsett, James1957
 Drath, Al1950-52
 Droscha, Casey2005-08
 Droski, Art1989-92
 Duch, Ray1948-49
 Duda, George1939-41
 Dudley, Wayne1998-00
 Dumont, Eric1999-01
 Duncan, Lionel1919
 Dundas, Rob1942
 Dunham, Dick1974
 Dunham, Ron1950-52
 Dunlap, Jeremy1991-94
 Duprey, John1990-91
 Durfee, Harvey1917
 Duve, Clarence1949
 Duvendeck, Jeff2000

E

Eaddy, Leron.....2011-12
 Eadews, John1966-67
 Ealy, Ken1988-91
 Eavey, Brian.....2014-16
 Eckman, James1957-58
 Eckman, Jerry1958-59
 Eckman, Ken1952
 Edwards, Bailey.....2018
 Edwards, Berkley.....2017
 Edwards, Derek.....2015-17
 Edwards, Kirkston2006-09
 Edwards, Richard1970-72
 Edwards, Thomas1921-22
 Eggleston, Louis1925-26
 Egloff, Larry1919
 Egloff, Ray1920-21
 Egnatuk, Kevin1981-83, 1985
 Eipper, Steve.....2017-18
 Ekdahl, Ronnie2005-07
 Ekkens, Jake2007-10
 Ekkens, Mark1978-80
 Eldred, Michael1970
 Eldridge, Joshuwa2018
 Ellerthorpe, Lloyd ..1945, 1948-49
 Elliott, Howard M1897
 Elliott, Tony1983-86

Ellis, Robert1973
 Ellis, Thomas1999
 Ellison, Ralph1955
 Elmquist, Grant1992-95
 Ely, James1958
 Elzinga, Howard1937-39
 Elzinga, Kent1964
 Embleton, Bob1944
 Emerson, Duane1962-63
 Emerson, Keith1955
 Emling, Durfee1946
 Engle, Art1954, 1956
 English, Conrad1955-57
 English, Joe1929
 Epple, James1959
 Epple, Joe1954
 Epple, John1937
 Epple, Lawrence1980-81
 Epps, Rodrico1998-01
 Ethington, Lucas1998

F

Fairbanks, Jude1992
 Fairbanks, Tony1978-80
 Falsetta, Tony1968-70
 Fantuzzi, Jeff.....2011
 Farris, David1967-69
 Fate, Paul1979-82
 Feil, James1967-69
 Fell, Rich1943
 Fenton, Adam2010-13
 Fenton, Lewis1955-57
 Fenton, Lyman1926-27
 Ferguson, Don1956-57
 Ferguson, Fred1967-69
 Ferguson, Nick1998-99
 Ferris, Floyd1932-33
 Ferris, Rollie1995-97
 Fields, Craig1980-82
 Fields, Jordan2014
 Figg, Bill1948-49
 Figg, Ray1953-55
 Figg, Richard1951-54
 Fillmore, Ronald1983-85
 Finlayson, John1954-57
 Finch, Ron1923-24
 Fine, Alex2014
 Finks, W.T1943
 Finnin, Gary1959-62
 Fischer, Craig1993-94
 Fisher, Bob1959-61
 Fisher, Eric2009-12
 Fisher, John1967-68

Fitzgerald, Bob1951
 Fitzpatrick, Jack1943, 1946-48
 Fitzpatrick, James ..1944, 1946-47
 Fitzsimmons, Mike1981-82
 Fleming, Fred1942
 Fleming, Jarrett2011-12
 Fleszar, Paul1974-76
 Flewelling, Rich1949-50
 Flint, Jacob2005
 Flory, Andrew.....2012-13
 Flower, David1983-85
 Flowers, Eric1996-99
 Floyd, Kevin1988-90
 Foerster, John1958
 Foldesi, Bob1965-67
 Foldie, Glen1961-64
 Foley, Ed1955
 Follmer, Nick.....2018
 Foltz, Warren1958
 Ford, Oscar1988, 1990-92
 Forsyth, Ralph1937-38
 Fortuna, Joe1995-97
 Fortino, Al1935-37
 Fossen, John1974-75
 Foster, Kim1972
 Foster, Matt2003
 Fountain, Malik.....2015-18
 Foy, Jerome1945
 France, Tedaro1998-01
 Francis, Iden1921
 Franckowiak, Mike1972-74
 Fraser, Cedric2009-11
 Fraser, Eric2006-09
 Fraser, Kashawn2008-10
 Fraser, Russell1912
 Frazier, Chad1993-95
 Frazier, Kavon.....2012-15
 French, Don1932
 Fricke, Brandon.....2011
 Frid1916
 Frieders, Wayne1962-63
 Fripeuberg, Al1959
 Friend, Steven2004-07
 Fugenschuh, Bill1947, 1949-50
 Fulkerson, Mike1963-64
 Fuller, Joe1997-00
 Fuller, Robert1975-76
 Fuller, Sidney1926
 Furman, John1959-62

G

Gabrysiak, Don1931-32
 Gagant, Ed1938-39

Gagnon, Connor	2011-13	Goulet, Lee	1960	Hannah, David	1997, 2000
Gailliard, Lance	2004	Gracey, Clifford	1907-10	Hansel, Jayson	1986-87
Gainer, Jeremy	2013	Graham, Allen	1912	Hansen, John	1958-59
Gallery, James	1967-69	Graham, Victor	1903	Hansen, Jon	1942
Gamble, Wesley	1972-75	Graham, Vince	1960	Hanson, Carl	1932
Garant, Richard	1941	Graham, Ed	1936	Hanson, John	1955
Gardner, Jack	1965	Grasman, Harold	1929-30	Harbaugh, Jean	1944
Gardner, Justin	2004-07	Grasman, Mike	1932	Harbin, Chuck	1976-78
Garland, Anthony	2011-14	Gray, Mike	1974-77	Harding, Wesley	1951-52
Garnaat, Ken	1956-59	Graybiel, Ed	1929-31	Harman, David	2010-12
Garrett, Thomas	1971	Green, Al	1930-31	Harmelink, Chris	1998
Gates, Versile	1905	Green, Burnett	1918	Harper, Justin	2002-05
Gauthier, Paul	1995	Greer, Brandon	2013-14	Harpst, Rob	1962-64
Gawkowski, Frank	1958-60	Gregory, Bill	1955	Harrington, Gary	1961-62
Gazay, Louis	1963	Griffin, Leo	1990-93	Harris, Charles	2000
Gebben, Greg	1978-79	Griffin, Marcus	2018	Harris, Dan	1968
Gent, Jamie	1962-65	Grigoletti, Louis	2016	Harris, Gene	1973-74
Gephert, Gary	1961	Grimes, Robert	1956, 1958	Harris, Jeff	1990
Ghannam, David	1981-82	Grimm, Paul	1934-36	Harris, Jerry	2009-11, 2013
Ghattas, George	1995-98	Grisdale, Wil	1934-36	Harris, Terry	1968
Ghezzi, Dick	1946	Grobbe, Tom	1978-80	Harrison, Charles	1902
Ghiaciuc, Eric	2002-04	Groff, Richard	1988, 1990	Hartline, Andrew	2005-08
Gibson, Scott	2003	Gross, Bryan	1976-78	Hartman, Carl	1966
Giddings, Conley	1940-41	Groth, Richard	1968-70	Hartmann, Brett	2006, 2008-10
Gielarowski, Karl	1994	Groulx, Steve	1987-89	Harvey, Tee'ondre	2017-18
Giese, Warren	1943, 1947	Grout, James	1962-65	Hasse, Norval	1958-61
Gildersleeve, Cory	1993-95	Grundman, Gary	1970-72	Hawes, Vernon	1951-54
Gilginas, Richard	1944	Gruzowski, Mike	2002-05	Hawson, David	1950
Gilin, Gene	1966-68	Guenther, Fred	1956	Hayden, Bob	1929-30
Gilpin, Ralph	1909	Gutierrez, Brock	1993-95	Hayes, Jahray	2015-16
Gingrich, Stewart	1939-41	Gvozdoch, George	1946-49	Hayes, Jason	1997-00
Givens, Chris	1986-87	Gwilly, Kumehnnu	2017-18	Hayes, Mike	1987-89
Gleason, George	1934-36	Gwizdalla, Jack	1943	Haynor, Harold	1942
Glinke, George	1953-55			Headdon, Harmon	1924
Glowacki, Gary	1994-97			Heard, Willie	1980-81
Godleski, Joe	1939	H		Hebert, Dennis	1970-71
Godrey, Mike	1979-80	Habkirk, Gordie	1929-30	Hecksel, Richard	1954-56
Goetz, John	1959	Hackett, George	1925-28	Heethuis, James	1972-74
Gogarn, Raymond	1919-21	Hadacz, Robert	1991-94	Hempton, Walt	1965-67
Going, Leo	1909-10, 1912	Hage, Martin	1995-96	Henderson, Harold	1951-52
Gold, Jason	1995-98	Hagelthorn, Jason	1993	Hendrix, Phil	1984-87
Gold, Jeremy	1995-98	Hahnenberg, Thomas	1969-71	Henry, Kevin	2011-14
Goldberg, Frank	1962-64	Hairston, Troy	2017-18	Hergott, Austin	2018
Golden, Ray	2016-17	Hale, Frank	1909	Herrold, John	1997-98
Goldstein, Louis	1922	Hall, Arthur	1911	Hessbrook, Logan	2018
Gonzales, James	2000-01	Hall, David	1971-73	Hester, Michael	1993-96
Gooch, Ira	1999-00	Hall, James	1940	Heusted, Paul	1962-64
Goodell, Terry	1981-84	Hall, Larry	1975-77	Hewitt, Tim	1966
Goodin, Ron	1970-71	Hallock, Josh	1905	Hickman, Fred	1926-28
Goodwin, Darryl	1980-82	Hamilton, Tim	2012-15	Hicks, Julian	2018
Gordon, Don	1954	Hammell, George	1944	Hicks, Sherman	1919-21
Gordy, Josh	2006-09	Hammond, Terrance	1962	Hieshetter, Bill	1952
Gorney, Derek	2000-02	Hamzey, Steven	1983-84	Hill, Anders	1999-01
		Hanna, Ed	1945		

Hill, Todd 1984
 Hill, Willie 2000-01, 2003
 Hillery, Ed 2000-03
 Hilliar, Dallas 1965-66
 Hintz, Wilburn 1943
 Hintze, Paul 1939-41
 Hirn, Mike 1978-81
 Hissong, Calvin 2006-07
 Hodges, Jerry 1974-76
 Hodges, Morris 1932
 Hodges, Walt 1973-75
 Hoefler, Greg 1965-67
 Hoffman, Gerald 1963-64
 Hogan, Richard 2011-13
 Hogeboom, Gary 1976-79
 Hogg, Duncan 1985-87
 Holdiman, Stephen 1969-71
 Hollandsworth, Bob 1973-74
 Hollandsworth, Tim 1976-79
 Hollern, Ted 1981-84
 Holoman, Derrick 2001, 2003
 Honnen, David 1963-64
 Hood, Elson 1925
 Hood, John 1986-88, 1990
 Hooey, Bill 1960-61
 Hoolihan, Emmitt 1909-10
 Hopkins, Carl 1949-50
 Hopkins, Mark 1986-89
 Horen, William 1952
 Horgan, Dan 1919
 Horne, Pacino 2005-06
 Horobrook, Jack 1943
 Horrigan 1919
 Hoskins, Justin 2007-08
 Hottinger, Elroy 1946-49
 Houseman, Rich 1933-35
 Housner, Greg 1980
 Houston, Melvin 1985-86
 Howard, George 1929
 Howard, Herman 1943
 Hubel, Ed 1930
 Hubel, Ensley 1924
 Huge, Curtis 2012
 Hulce, Charles 1966
 Huling, Harold 1944
 Humphrey, Tory 2001-04
 Humphreys, Richard 1945
 Hurd, Reiko 1997
 Husband, Jason 1994-97
 Hutchinson, Ernest M. 1896
 Hutchinson, George 1946-48
 Hutchinson, Larry 1925
 Hutchinson, Tom 1978-80

Huyser, Ward 1945
 Hyble, Bret 1979-81

I

Idoni, Luke 2016-18
 Isanhart, Doug 1965-66
 Isanhart, Thomas 1964-66
 Ivan, Robert 1968-69

J

Jackson, Brandon 2005
 Jackson, Daniel 2009
 Jackson, Jaime 1980-82
 Jackson, Robert 1977-80
 Jackson, Ronnie 2004-05
 Jackson, Terrence 2000-03
 Jacobson, Fred 1972-74
 Jacobson, Paul 1988-91
 Jagello, Leonard 1960-62
 James, Ronald 1968-70
 Jamison, Da'Quaun 2016-18
 Jamison, Jim 1903-05
 Jamison, Robert 1944
 Jamrog, Bob 1948-49
 Janke, Charles 1956-57
 Janik, Walt 1930-32
 Jarrett, James 1956
 Jasmin, Jemmy 2004-05, 2007
 Jean, Michael 2005
 Jefferson, Jamell 1995-97
 Jeffries, Brian 1986-87
 Jenerou, Jeff 2002-05
 Jenkins, Cullen 1999-02
 Jenkins, Walter 1997-99
 Jensen, Ralph 1929
 Jesko, Jim 1985
 Jessop, Larry 1973
 Johnson 1919
 Johnson 1905
 Johnson, Bob 1937-38
 Johnson, Bryon 1927-28
 Johnson, David 1987-90
 Johnson, Eric 1991-94
 Johnson, George 1944
 Johnson Jr., James 1961-63
 Johnson, Jeff A. 1964
 Johnson, John O. 1980-82
 Johnson, John P. 1961-64
 Johnson, LaQuan 2018
 Johnson, Lavern 1930-32
 Johnson, Nick 1983-86
 Johnson, Randy L. 1968-69
 Johnson, Shafer 2012-15

Johnson, Todd 2009
 Johnson, William C. 1961-62
 Johnston, Allen 1964-65
 Johnston, Joe 1949-50
 Jonaitis, Ed 1968-69
 Jones, Alan 1988-89
 Jones, Anthony 1997
 Jones, Chuck 2018
 Jones, Clark 1986
 Jones, Gary 2015-17
 Jones, Jesse 1972
 Jones, Jim 1973-75
 Jones, John 1969-71
 Jones, Odis 1992-94
 Jones, Stephen 1980-82
 Jones, Stephen B. 1963
 Jones, Tony 1982
 Julian, Vern 1957
 Jureau, Bob 1947

K

Kackmeister, Rich 1952-53
 Kaczmariski, Aaron 2010
 Kaczynski, Harold 1941-42, 1946
 Kage, Lowell 1953
 Kalinski, Ed 1949
 Kangas, Tom 1973-74
 Kanicki, Keith 1979-82
 Kantzavelos, Chris 2014-17
 Karbowski, Eric 2004-05
 Karr, Jeff 1962-64
 Kasper, Don 1956
 Kasper, Don 1937
 Kater, Cody 2013-14
 Kawalkoski, Ronald 1954-57
 Kazanowski, Frank 1942
 Kearney, Otis 2015-16
 Keating, Waldo 1950-52
 Keaton, Hobart 1968
 Keaton, Joseph 1970
 Keeley 1903
 Keen, Walt 1903-05
 Keenoy, John 1988-89
 Kehrler, Allen 1938-39
 Keith, Red 2004-07
 Keim, Bryan 2001
 Kellogg, Joe 1984-87
 Kelly, Bill 1926-29
 Kelly, Darwyn 2017
 Kelly, Robert 1955-56, 1958
 Kelly, Steve 1994-96
 Kelly, Tyrone 2003-04
 Kemp, Alex 1995

Kemp, Jake	1998-99	Kohloff, Charles	1946-48	Larkin, John	1965
Kench, Bob	1988-91	Kolcheff, Don	1985-88	Latta, Kelby	2013-16
Kendziorski, Stan	1960-61	Kolcheff, Kevin	1982-85	Lavallii, Saylor	2012-14
Kenealy, Mike	1981-84	Koleber, Don	1950-52	Lauer, George	1925-26
Kennedy, Robert	1908-09	Koller, Steve	1980-82	Laughlin, Casey	1997-99
Kennedy, Sam	1917	Komel, Joe	2018	Lavallii, Oakley	2017-18
Kennedy, Sidney	1919-21	Koons, Charles	1960-63	Law, Drayton	2018
Kennedy, Tredale	2007	Korytkowski, Andy	1992-94	Lawhorne, Kenan	2000-03
Kenny, Fred	1973-74, 1976-77	Kozlowski, Jim	1994-96	Lawless, Pat	1951-52
Keon, Kaden	2016-18	Koutz, Matt	1992	Lawrence, David	2005-08
Kerby, Phil	1963	Kowatch, Richard	1956	Lawther	1916
Kerns, Gerald	1968	Kraatz, Ray	1993	Laycock, Harold	1926-27
Kerr, Adam	1995	Kraft, Ron	1980-82	Lazzaro, Tommy	2018
Kerr, Dick	1944	Krajenke, Dick	1943	Leadam, Joe	1944, 1946
Kerr, Lornie	1951-53	Krause, Paul	1970-72	Leahy, Will	1899
Kerry, Alton	1949-50	Krause, Willis	1929	Lease, Dale	1943-44
Kettner, Frank	1921-22	Krepps, Ed	1939-40	LeCronier, Russell	1918-19
Keyton, Darren	2009-12	Kreski, Gage	2018	Lederle, Emil	1905
Kieft, Adam	2001-04	Kress, Doug	2003-06	Lee, Fred	1939-41
Kiel, Richard	2001, 2003-04	Kreuz, David	1971	LeFere, Peter	1976-77
Kienzle, Scott	1970-72	Kroft, Ben	1996-97	LeFevour, Dan	2006-09
Killoran, Ed	1930-31	Kroll, Jesse	2012, 2014-16	Leigeb, Brian	1997-00
Kimball, Ray	1925-27	Krueger, Don	1964-66	Leins, Darren	1993-94
Kimbrough, Jamezz	2018	Krys, Brian	1981-83	Leiter, Michael	1972-73
King, Ben	1990-92	Kuchuk, Danford	1976	Lemanski Jr., Oarie	1958-59
King, James	1953-55	Kujawski, Ed	1940-41	Lemere, David	1967-69
King, James E	2001-04	Kullman, Phil	1944, 1947-49	Lenick, Vernon	1944
King, John	1991-94	Kunisch, Car	1937-39	Leonard, Archie	1912
King, Kevin	2011-14	Kurzen, David	2001-04	Levels, Randy	1986-89
Kinville, Joseph	2010-12	Kushmaul, Don	1947	LeVerette, Ed	1948
Kinville, Michael	2011-14	Kyler, Mike	1990-93	Levick, Don	1950
Kipke, Herbert	1954-57	Kyre, Donny	2014-17	Levy, Arthur	1945
Kirain, Rey	1937-38			Lewis, Bob	1959
Kirby, Bill	1948-50	L		Lewis, Darvin	1999-02
Kisabeth, Mike	1962	LaBodie, Everett	1918	Lewis, David	1979-81
Kistner, Ken	1942	Lackie, Bill	1960	Lewis, John	1975-78
Kisuckey, Tony	1964	Lada, Greg	1980-81	Lewis, Kobe	2018
Kitts, Jon	1979-81	LaFleur, Dennis	1972-74	Lewis, Neil	1956-57, 1959
Kjohede, Ted	1942, 1946	LaFleur, Doug	1977, 1979-80	Lewis, Porter	1951
Klein, Chris	1988-89	LaFromboise, Marcell	1911-12	Lewis, Russell	1960-61
Kleinfelt, Dale	1958	Lake, Burton	1943	Lewis, Shelton	1999-00
Klink, Jason	1990-91	Lakes, Jesse	1969-71	Lewis, Spencer	2003-04
Kloc, John	1974-76	Lalley, Jack	1936-38	Lewis, Virgil	1950-52
Kloc, Walt	1937-38	Lamont, Gilbert	1961	Liekert, Paul	1920
Kloosterman, Carl	1983-85	Lamphere, Scott	1987-90	Line, Clyde	1962-63
Klozik, Marty	1949-52	Lance, Ralph	1908	Linker, John	1976-77
Knapp, James	1926-28	Lang, Tom	1960-63	Lindquist, Nathan	1997
Knickerbocker, Steve	1975-76	Langton, Tom	2003	Lindstrom, Bryan	2003
Kniffen, Ray	1928-30	Langmaid, Charles	1911-12	Linson, Damien	2003-06
Knight, Larry	2006-09	Lanier, Taylor	1976	List, Chris	1992-94
Knobloch, Gene	1957-60	Lapsley, Jonathan	2005-06	Little, Roger	1953-54
Knudson, Craig	2002, 2004-06	Lardie, Bump	1967-69	Livermore, Lloyd	1909
Koetje, Chad	1992-94	Lark, Chuck	1985-86	Lockman, Rich	1946

Lockman, Stephen 1966-68
 Lodewyk, Burke 1920-22
 Loe, Steven 1971
 Lombardo, Tyler 2010-13
 Longhini, Henry 1957-58, 1960
 Loop, Ken 1938-40
 Loos, Orville 1945
 Lopez, Cody 2011-14
 Lorenz, Doug 1971, 1973
 Lorraine, Bob 1965-67
 Losiniecki, Matt 2011-13
 Loughman, Lance 1985, 1987
 Louisdor, Mesene 1998
 Lowe, Sam 1995
 Ludlow, Mark 1983
 Lundin, Jason 1998
 Lusk, George 1910-11
 Lutz, James 1967-69
 Lyman, Will 1934

M

MacDonald, Andy 1950-51
 Mace 1917
 Machnick, Rich 1942
 MacIntyre, Rob 1932
 Madden, Harold 1947-49
 Maddux, Jeff 2007-10
 Main, Thomas 1967-69
 Maine, Dave 1977-79
 Maiorana, Joseph 1979-81
 Majon, John 1947-49
 Maksimowicz, Mark 1965-67
 Malcolm, Marty 1989-92
 Mama, Tommy 2006-09
 Mancini, Dominic 1999-00
 Mannisto, Arwood 1930-32
 Mansfield 1903
 Marble, Bruce 1972
 Marchetti, Gino 1987-90
 Markey, Charles 1970-72
 Markey, Robert 1967-69
 Marks, William 1969-71
 Marovich, Steve 1952-53
 Marsh, Howard 1943
 Martin, Cletys 1923-26
 Martin, Darren 2006
 Martin, Kirke 1933
 Marts, Pat 1959
 Martysz, Boris 1991-94
 Masztak, Ben 2011, 2013
 Massenberg, Calvin 1995-98
 Massey, Silas 1995-96, 1998
 Mason, Tom 1953-55
 Mason, Thomas 1951
 Maures 1902
 Maxwell, Burke 1995-97
 Maxwell, Marlin 2003-05
 Mayville, Tom 1952-53
 McCall, Jonathan 1995-98
 McAnelly, Steve 1987
 McArthur, Don 1945
 McCallum, Jack 1938-40
 McCallum, Les 1932-33
 McCants, Gerald 1965-67
 McCarter, Ken 1967-69
 McCarthy, Shawn 1975-76
 McCarty, Earl 1907-10
 McCaul, Darrell 1990-93
 McClendon, Kenny 2010-13
 McClure, D.J. 1997-99
 McClutche, Sam 1928
 McConnell, John 1932
 McConnell, Jordan 2010-12
 McCord, Ben 2012-15
 McCormick, Fred 1949
 McCormick, Pete 1897
 McCoy, Alonzo 2017-18
 McCoy, David 1971-73
 McCoy, Michael 1970-71
 McCracken, Tony 1922-24
 McCrea, Bob 1951
 McDonald, Ross 1899
 McDonald, Sanford 1902-03
 McDonald, William 1899
 McElrath, Michael 1979-81
 McGee, Joe 1946-49
 McGinness, Rich 1971
 McGinnis, Scott 1984
 McGowan, James 1945
 McHaney, Myles 1987-89
 McInotsh, Robert 1992
 McIntosh, Roger 1957
 McIntyre, Phil 1937-39
 McKay, Chris 1980-83
 McKay, Sam 1899
 McKenzie, David 1924-26
 McKinney, Darian 1991
 McKinnon, Bill 1960-61
 McKinnon, Charles 1959
 McKnight, Dante 2000-02
 McLaughlin, Derek 2000-03
 McLaughlin, E.J. 2007
 McLean, Russell 1959
 McLeod, Bob 1929
 McLeod, Charles 1942
 McLeod, Don 1937
 McMacken, Harold 1946-47
 McMahon, Bruce 1938-40
 McMasters, Gabe 1996-99
 McMillan, Terrance 1992-94
 McNamara, Bob 1955-56
 McNamara, Thomas 1910
 McNeal, Al 1965-67
 McNeal, Don 1972-74
 McPartlin, John 1992-93
 McPherson, Brian 1984-85
 Mead, Donald 1944
 Meade 1903
 Meade, Mark 1988-89
 Meade, Richard 1944
 Means, Matt 1972-74
 Means, Roderick 2000-02
 Mehang, Ray 1918
 Meints, David 1969-70
 Mellenkamp, Fred 1902
 Melzow, Leroy 1941-42
 Menzies, Bill 1938-40
 Mercer, Christian 2018
 Messam, Steve 2000, 2002-03
 Messery, Dan 1963
 Metcalf, Major 1983-86
 Meyer, Jason 1996-99
 Meyers, David 1943
 Meyers, Donald 1943
 Meyers, Walter 1897
 Meyle, Ed 1984-85
 Mieras, David 1966
 Michalek, Larry 1966-68
 Mick, Rey 1933-34
 Mickelson, Carl 1925-27
 Middaugh, John 1917
 Middlestadt, Melvin 1961
 Mikulec, Tony 2004-07
 Milanowski, Mike 1983
 Miles, Barron 2007
 Miles, Bob 1966, 1968-69
 Miller, Bill 1929-30
 Miller, Bob 1976-78
 Miller, Charles 1951-53
 Miller, Claude 1923
 Miller, Colin 2007-10
 Miller, Dale 1950
 Miller, Gene 1995-97
 Miller, Jerry 1993-94
 Miller, Jon 1984-87
 Miller, Karl 1992-94
 Miller, Mark 1975-77
 Miller Jr., Robert 1963-65
 Mills, Clarence 1960

Mills, Matt 2014
 Mills, Mike 1980-83
 Minkel, Dave 1985-87
 Mitchell, Reggie 1978-81
 Mitchell, Tony 1989-90
 Mixon, Robbie 1999-02
 Moffit, Rich 1962
 Mohn, James 1951
 Mojsiejenko, Cooper 2016
 Monahan, Clare 1926-28
 Montie, Daryl 1994-97
 Moody, Rollie 1907-09
 Moon, James 1938-40
 Mooney, Doug 1918-19
 Moore, Andre 2005, 2007
 Moore, Charles 1957
 Moore, Larry 1961-64
 Morat, Carl 1957
 Morgan, Cecil 1945-46
 Mormino, Drew 2003-06
 Morris, Shane 2017
 Morrison 1902
 Morrissey, John 1982-84
 Mosher, Erwin 1951
 Mosher, Nelson 1917
 Moulton, Bill 1941
 Mrozinski, Richard 1957
 Muddy, L.J. 1987-89, 1991
 Mueller, Karl 1947
 Muhammad, Abdullah 1998-99
 Mullally, Martin 1917
 Munson, Carl 1927-28
 Muragin, Kalani 2001-03
 Murch, Carey 1929
 Murley, Mike 1982-83
 Murnane, Sean 2007-10
 Murphy, Chad 1992-95
 Murphy 1899
 Murphy, Larry 1973
 Murphy, Rod 1974-76
 Murphy, Seymore 1937
 Myers, James 1953
 Myler, Billy 2011
 Myles, Eric 1991-92
 Myrick, Danny 1997-98
 Mysliewicz, Rich 1950

N

Nalor, Dennis 2011-14
 Nance, Eric 1996-97
 Nastally, Matt 1991-94
 Natzel, Michael 1969-70
 Naumcheff, Brett 1987-90

Naz, Scott 1998-00
 Neering, Alex 2015-18
 Neiderquill, Mark ... 1977, 1979-80
 Nelson, Jon 2001-04
 Nestor, Dave 1978-80
 Nettie, Mike 1989-92
 Neubauer, Donald 1963-64
 Nevins, Rory 1995-96, 1999
 Newhof, Craig 1978-79
 Newland, Ralph 1986-89
 Neuman, John 1973-75
 Newman, Wayne 1965-66
 Newsome, Richard 1972-74
 Nicholl, Dennis 1990-92
 Nicholl, Kevin 1986-89
 Nordlund, Louis 1965
 Norris, Ken 1937-39
 Northup, Kevin 1978-80
 Norton, Royce 1937-39
 Novak, Bill 1934
 Nowak, Andrew 2013
 Nowak, Todd 1986-87

O

O'Brien, Al 1945
 O'Brien, Chris 1993-94
 O'Brien, Dan 1980-82
 O'Connell, Pat 1995
 O'Neal, Jammarr 1999
 O'Neil, Jerry 1958-60
 Oakley, Zach 2015-17
 Ochs, William 1908-09
 Odykirk, Colton 2013-16
 Odykirk, Connor 2011-13
 Odykirk, Dan 1986-87
 Odykirk, William 1958
 Officer, Phil 1956-57
 Ogle, Mike 2003-06
 Oldham, LaBron 1980-82
 Oliver, Floyd 1950
 Oliver, Michael 2016-18
 Ollenburger, Allen 2006-09
 Olmstead, Clarence 1936
 Olson, Jake 2009, 2011, 2013
 Olson, Paul 1944
 Orr, Don 1941, 1946
 Osborn, Lloyd 1938-39
 Ososki, Ed 1956-57
 Ostman, Joe 2013-17

P

Pabalas, Tony 1942, 1946-47
 Page, Eric 1997-99

Pahoski, John 1968-69
 Painter, Dan 1967-68
 Palmer, Louis 2012-15
 Palmitier, Randy 1977
 Panchula, Mitchell 1993-95
 Panelli, Peter 1983-85
 Pangborn, James 1966
 Pankonin, Bob 1954
 Pape, Eric 1963-66
 Papler, Mike 1988-90
 Parham, James 1945
 Parker, Doug 1962
 Parker, Jeff 1983
 Parker, Tim 1975-78
 Parkhill, George 1909
 Parmele, Chris 1993-96
 Partenio, John 1949-51
 Paskiewicz, Stan 1940, 1946-47
 Paton, Frank 1944
 Patten, Harold 1947
 Paul, Jack 1930-32
 Paulson, Ken 1919
 Pavoris, Ted 1960-61
 Pawlan, David 1980-82
 Pawley, Curt 1988-91
 Pearl, Norton 1902-03, 1905
 Pearle, John 1944
 Pelc, John 1962-65
 Pellegrini, Chuck 1986-88
 Pepin, Mike 1981
 Perkins, Alexander 1907, 1909
 Perry, George 1947
 Perry, Harold 1947
 Perry, Jeff 2003
 Perry, Jeff 2014-17
 Peters, Jan 1969
 Peters, Ralph 1945
 Peterson 1917
 Petrimoulx, Ron 1966-68
 Petro, Ryan 2011-12
 Petrucci, Mike 2008-11
 Pettit, Cody 2013
 Petty, Damon 2004
 Peyerck, Troy 2002-05
 Phillips, Andy 2011-14
 Phillips, Byron 1995-98
 Phillips, James 1998
 Phillips, Tim 2009, 2011-12
 Phinney, James 1955
 Pickard, Tom 1986
 Pierce, Roger 1946-47
 Pietrowski, Don 1980-82
 Pilibosian, Dick 1948

Pintek, Michael 1965-66
 Pitt, Damon 1996-98
 Pittman, John 2002
 Pitts, Jean 2006-08
 Pitts, Kermit 1982-83
 Pitzer, Brandon 2002
 Plate, Eric 1989-92
 Plath, Rob 1945
 Pletz, John 1943
 Pluger, Brad 1993
 Pobanz, John 1911
 Poblach, Kito 2007-10
 Podoley, James 1953-56
 Poff, Zach 1997-00
 Polard, Bob 1943
 Polenz, Mark 1979-82
 Poljan, Marty 1990
 Poljan, Richard 1983-86
 Poljan, Tony 2017-18
 Portenfield, Glenn 1917
 Porter, Ken 1932-34
 Porter, Oliver 1953-56
 Post, Loren 1902, 1905
 Post, Mike 1967-69
 Potter, Chester 1923-24
 Poyer, Jamie 1968-70
 Prais, Bob 1961
 Pratt, Jack 1950-52
 Prescott, Jay 1917
 Preston, Chad 1991-94
 Preston, Dustin 1991-94
 Price, John 1955-57
 Price, Kelvin 1959
 Prisk, James 1957-59
 Probert, Norman 1961
 Proctor, Dennis 1973-74
 Prout, Doug 1972
 Provencher, Don 1941-42
 Pruitt, Brian 1992-94
 Pushinsky 1919

Q

Quick, Allan 1953-55
 Quinn, J.P. 2016-17

R

Radcliff, Ryan 2010-12
 Raffaeli, Michael 2007
 Raimann, Bernhard 2018
 Rakan, Gary 1990-92
 Rather, Arthur 1905
 Raterink, Bernard 1954-55
 Rathje, John 1985-86

Rawls, David 1990-91
 Rawls, Thomas 2014
 Ray, John 1971-73
 Ray, Thomas 1972-74
 Raymond, Arthur 1911-12
 Raymond, Craig 1972
 Raymond, Fabrice 2002-03
 Reardon, Josh 2001-04
 Reardon, Ron 1974-75
 Redemsky, Louis 1925-26
 Reed, Devonne 2018
 Reed, Eric 1985-88
 Reed, Tyler 2008-10
 Reek, Harley 1927-29
 Reese, Jimmy 2002-04
 Reeves, Chris 2009, 2011-12
 Reeves, David 1965-66
 Regiunius, Ed 1945
 Rehberg, Scott 1993-96
 Rehmann, Greg 1981-84
 Reid, D.J. 1990, 1992-93
 Remmo, C.J. 1995-98
 Rentschler, Greg 1981
 Repovz, Michael 2010-12
 Reugseggen, Ward 1907
 Reynolds, Matt 2000-02
 Reynolds, Todd 1988-91
 Reznik, Phil 1964
 Rice, Anthony 2013-16
 Rice, Cecil 1964-65
 Rice, Jon 1961
 Rich, Kevin 1989-91
 Richards, Ollie 1909-10
 Richardson 1903
 Richardson, Tom 1974
 Richie, Ray 1966-68
 Ricketts, Nathan 2013-16
 Ricumstrict, George 1985-88
 Riley 1944
 Riley, Donnie 1986-89
 Ringquist, Gordon 1954-57
 Riopelle, Robert 1982-83
 Rison, Mose 1974-77
 Robbins, Elden 1928-29
 Robbins, George 1922-23
 Robbins, Ken 1951
 Roberson, Jay 2015, 2017
 Roberts, Doug 1982, 1984
 Robertson, Durand 1986-88
 Robertson, Vendell 1976-78
 Robinson, Calvin 1982-83
 Robinson, Terrance 2005-06
 Robison, Joe 1952

Rocheleau, Ross 1980
 Rodriguez, Caesar 2009-12
 Rodriguez, Steve 1986
 Roese, Robert 1983-84
 Rogers, Anthony 2004
 Rogers, Kenny 2013-16
 Rollins, John 1958
 Rolph, Ron 1953-55
 Rosa, Harvey 1911
 Rose, Clarence 1988-91
 Ross, Don 1953
 Ross, Lester 1933
 Ross, Romello 2015, 2017-18
 Rosselit, Bob 1941
 Rosso, Robert 1966
 Rowell, Nathan 1961
 Ruddy, Richard 1970-72
 Rummel, Ron 1975-77
 Runchey, Jack 1970
 Rush, Cooper 2013-16
 Rush, Darnell 1988-90
 Russell, Anthony 1989
 Russell, Walter 1905
 Russian, Donovan 1999
 Ryan, Mike 1976-78
 Ryan, Mike 1984-87
 Ryckman, James 1961
 Rycus, Jeremy 1993-94
 Rykalski, Ed 1974-76, 1978
 Ryznar, Walt 1939

S

Saad, Pete 1976-77
 Sabbagh, Jamil 2016-18
 Sadosty, Walt 1959-60
 Salani, Eric 1997-00
 Sally, Lamar 1990-92
 Samec, James 1958
 Samida, John 1944
 Sands, Rich 1996
 Sandy, James 1971-73
 Sankovitch, Mark 1977-79
 Sarnowski, Ralph 1966-68
 Satanski, Greg 1966-68
 Satterlee, Bryant 1990-93
 Saunders, Bob 1968, 1970-71
 Savich, Paul 1998-01
 Savich, Rade 1975-78
 Savu, Dan 1972
 Scarcalli, Anthony 2014-16
 Schaedig, Ivan 1955
 Schanski, Blake 1996-97
 Schanski, Drew 2003
 Scheffer, Chris 1990-92

Schervish, Mike	1976-77	Shimunek, T.J.	1999	Smith, Norman	1975-77
Schick, Don	1974	Shipp, Bob	1945	Smith, Raleigh	1967-68
Schieber, Ron	1963	Shoemaker-Gilmore, Maurice	2013	Smith, Richard	1964
Schiller, Bob	1934-36	Sholtey, Larry	1951-52	Smith, William	1957-58
Schmakel, Warren	1940-42	Shorts, Bruce	1899	Smuts, Paul	1959-61
Schmidt, Don	1959-61	Shorts, Perry	1899	Sneed, Ontario	2005-08
Schmidt, William	1973-75	Shouse, Melvin	1928-30	Snellenberger, Clyde	1920
Schorman, Bryan	1995-98	Showalter, Lawrence	1923-24	Snideman, Bob	1962
Schramm, Glenn	1983	Shuple, Bill	1962-63	Snyder, Richard	1950-52
Schroeder, Bryan	2008-09	Siegle, Chris	1984, 86	Soffredine, Ralph	1960-62
Schroeder, Fred	1966	Sieracki, Jerome	1956-59	Softy, Robert	1944
Schulenburg, Eric	2002	Sieracki, Shane	1990-93	Soper, Darryl	1958-59
Schuknecht, Ed	1946-48	Siezenga, Joseph	1972-75	Sopha, Al	1956-57
Schulte, James	1971-73	Sievert, Glenn	1983-85	Sopha, Tim	1975, 1977-78
Schultz, Desmond	1994-96	Simington, Nate	1992, 1994-95	Sorenson, Arthur	1905-06
Schultz, James	1948-51	Simmons, William	1916	Southard, John	1945
Schultz, Ron	1952	Simoncik, Steve	1939-40	Southwell, Russell	1956-57
Schwalbach, Wayne	1974-77	Simons, Fritz	1969-70	Southworth, Caleb	2011
Schwark, Gerald	1962-63	Simonson, Adam	1995-97	Sowle, Don	1937-39
Scott, Arthur	1949	Simpson, Mike	1978-80	Sowle, Theo	1933
Scott, Charles	1954-56	Simpson, Norm	1939-40	Spalding, Devon 2014, 2016, 2018	
Scott, D.J.	2009	Sine, Ray	1955-56	Spalding, Lyle	1964-66
Scott, Don	1947-49	Sinkule III, Charles	1965-67	Spranger, Greg	1993-96
Scott, Jack	1947-49	Sisco, Thomas	1919-20	Spencer, Tom	1958-59
Scott, James	1963	Skeel, Josh	2000-01	Spross, Harold	1909
Scott, Joe	1954-56	Skergan, Sean	2007-09	Srabian, Suren	1946
Scott, Ronald	1922	Sklenar, Joe	1985-87	Stackhouse, Chester	1927-28
Screws, Jerome	1973, 1975	Sklenar, Steven	1983-85	Staley, Joe	2003-06
Screws, Thomas	1975	Skrocki, James	1969	Stamats, Donald	1927-28
Sears, Jack	1951-53	Skrocki, Mark	1980-83	Stamm, James	1944
Seay, Bobby	2007-10	Slaughter, Logan	2017	Stanford, John	1982-84
Sedlacek, George	1977	Slota, Nick	1930-32	Stanitzek, Mitch	2014-18
Seida, Judd	1995	Slotten, John	1917	Stark, Thomas	1966-67
Seeley, Orville	1938-40	Smallbone, Brian	1985-88	Starkey, Chris	2007-08
Selinger, Chuck	1990-93	Smallbone, Martin	1978-80	Starnes, Dennis	1974-77
Sellers, Tony	1983-86	Smallbone, Steve	1975-78	Staten, Armond	2008-11
Sellers, Rick	1985	Smith, Alex	2009-11, 2013	Stebbins, Robert	1984-87
Serpa, Blake	2012-15	Smith, Bill	1957	Steinhauer, Michael	2015, 2017
Serrin, Bill	1958	Smith, Billy	1988-91	Stempien, Jerry	1996-99
Serrin, Phil	1954	Smith, Bob	1962	Stevens, Roland	1983-85
Sewell, Ralph	1997-00	Smith, Dennis (Mgr.)	1997	Stevenson, Doug	1950
Seybert, Earl	1942	Smith, Derek	2017-18	Stevenson, Rodney	1985-87
Seymour, Jerry	2003-04	Smith, Don	1952-54	Stewart, Austin	2016
Shader, James	1942	Smith, Don	1974	Stewart, Joe	1965
Shannon, Bob	1965	Smith, Floyd	1912	Stickle, Bruce	1907-08
Sheets, Harold	1948	Smith, Herman	1996-97	Stillwell, Gerald	1912
Sheldon, Jack	2016-18	Smith, Jason	2002-05	Stinson, Darrell	1990-92
Shellnut, Fred	1970	Smith, Joel	1958	Stinson, Darryll	2010-11
Shelton, Eugene	1919	Smith, Ken	1944	Stiver, Chuck	1977-80
Shepherd, Pete	1997-00	Smith, Kent	2002, 2004-05	Stockford, Eric	1987-90
Sherman, Clinton	1917	Smith, Kyle	2011	Stockwell, Roy	1945
Sherwin, Greg	1990-92	Smith, Leroy	1950-52	Stoops, Thomas	1964-66
Shillito, John	1976-78	Smith, Marvin	1999-02	Stott, Charles	1945

Strehl, Ryan2004-05
 Strickler, Gerald1958-59
 Strome, Jeff2018
 Strong, Ken1987-90
 Struble, Charles1938-40
 Strzelecki, Michael1982-83
 Stuart, Robi2017-18
 Sturkey, Rolliann2018
 Sullivan, Jacorey2017-18
 Supianowski, Adam2000-03
 Sutherland, Burton1943
 Sutton, Theron1926-28
 Suveges, Mike1963
 Svoboda, Dennis1982-83
 Swain, Tyjuan2017-18
 Sweeney, Lawrence1927-30
 Sweeney, Mike1955-58
 Sweeney, Sean1955-58
 Swenor, Gordon1961
 Swenor, Jerry1958-59
 Swenson, Cecil1929-31
 Swetz, Mark1996-99
 Szalka, Gary1966
 Sztuczko, Carl1983-84

T

Tafelski, Kyle2000-01
 Tallon, Ralph1921-23, 1926
 Tambling, Preston1917
 Tata, Bob1948
 Taylor, Don1937-39
 Taylor, Fred1917
 Taylor, Jack1942
 Taylor, Mike1977-78
 Taylor, Richard1964
 Teal, Lyle1966-68
 Tefft, Craig1967-68
 Teixeira, Art1948
 Telfer, Philip2006
 Tellar, Norman1923-24, 1929
 Terpstra, Rich1948
 Terry, Damon2016-18
 Terry, Marty1977-79
 Thomas, Charles1988, 90
 Thomas, Emmett2015-16
 Thomas, Jerry1952-55
 Thomas, Malcolm1993-94
 Thomas, Mike2002-04
 Thomas, Tim1993-94
 Thomas, Trevor2014-17
 Thompson, Chris1987-90
 Thompson, Nick2002-03

Thompson, Tony2002-05
 Thorsburg, Arthur1938-39
 Tice, Bryan1990-92
 Tice, Ryan2018
 Tiejema, Gene1946-47
 Tierney, Brian1985, 1987
 Till, Edward1975
 Tillotson, Oscar1931-33
 Timpf, Erik1992-94
 Tipton, Houston1975
 Tipton, Zurlon2010-13
 Todd, Willie1978-81
 Tolbert, Damon1992, 1994-95
 Tooley, Darren2002
 Torres, Matt2007-10
 Torzy, Shane2007-10
 Towle, William1907
 Townsend, Carl1945
 Townsend, Fred1991
 Toyzon, Gerald1952-55
 Traughber, Bill1945
 Treend, Charles1953
 Trellay, Ernest1946
 Trogan, Eugene1937-38
 Trost, Don1954-55
 Troy, Peter1932-34
 Troyen, William1950
 Tuck, Cecil1910
 Tucker, Darryl1978-80
 Tucker, Dick1957
 Tuckey, Don1955-56
 Tunney, Eric2005-07
 Tuma, Clarence1947-49
 Turner, Dick1958-59
 Turner, Robert1999-02
 Turner, Terry1970-72
 Tyrna, Ernest1946
 Tyus Jr., Anthony2001-04

U

Udell, Jerry1936-37
 Umphrey, Brad1991-92
 Urchike, Bob1960-62
 Urquhart, John1964
 Ushmavc, Donald1947

V

Vais, Tony1988-91
 Van Alstine, Norman1962
 Van Dalen, Cel1933-35
 VandenBrooks, Tom1939-41
 Vanderhull, James1939-42
 van der Merwe, Derek1995

VanderMeulen, Joe1989-92
 VanderZee, Jeff1979-80
 Van Hoaren, John1978-79
 Van Hoeson, Ken1932-34
 Van Leuven, Buell1907
 Van Sice1918
 Vanzo, Ralph1948
 Verska, Paul1965-66
 Vicari, Joe1977
 Vickers, Derrick2000-03
 Vierk, John1978-80
 Vincent, Merton1916-17
 Visner, Jeff1975-77
 Visscher, Carl1956-57
 Vitale, Tony1979-81
 Voelz, Lyle1977
 Volny, Carl2007-10
 Voltner, Michael1999
 Vondette, Pete1986

W

Wade, Aubrey1982-84
 Wagner, Frank1923-26
 Walderzak, Clay2016-18
 Walker, Allen1957
 Walker, Andre1994
 Walker, Martez2014-15
 Walker, Mike1965-66
 Wall, Ben1942
 Wallace, Derrick2000-01
 Wallace, Ralph1991-93
 Wallace, Robert1958-59
 Waller, Tyree2014-16
 Walters, Ken1962-63
 Walton, Lawrence1924-25
 Walton, Leterius2011-14
 Walton, Orlando2003
 Walz, Jarvis1952-55
 Walzak, Steve1960-62
 Ward, Andrew2018
 Ward, Bill1942, 1945-46
 Ward, Fred1936
 Ward, Jonathan2016-18
 Wares, Dale1946
 Warren, Bob1958
 Warren, Don1966
 Wasylk, James1965-67
 Waters, Rick1977-79
 Watkins, Ray1912
 Watson, David2000
 Watt, J.J.2007
 Wattrick, Don1931
 Weaver, Rocky2008-11

Webb, Bill 1951
 Webber, Vince 1998, 2000
 Webster, Calvin 1949
 Webster, J.D. 1947-48
 Weede, Ed 1949-52
 Weede, Tom 1949-51
 Weichert, Don 1955
 Weisenburger, David 1981
 Welch, Rob 1945
 Welch, Tim 1970-72
 Weldon, Don 1950
 Wells, George 1899
 Welton, Joe 1965
 Wendger, William 1917
 Wepman, Bill 1934-36
 West, Al 1926-28
 West, Chaz 2006-07
 West, Thomas 1902-03, 1905
 Westendorp, A.J. 2010-13
 Westrich, James 1998-01
 Whatley, Ralph 1919
 Wheatley, Ed 1966
 Whitaker, David 1986-87
 White, Asante 2004
 White, Bill 1977-79
 White, Charles 1943
 White, Ed 1931, 1933-34
 White, Lorenzo 2009-12
 White, Scott 1989-92
 Wicks, Raymond 1973
 Wieland, Mike 1963-64
 Wierenga, J.J. 1987-90
 Wiese, Uwe 1960-63
 Wild, Eric 1965-66
 Wile, Karl 1922-23
 Wiley, Robert 1908
 Wilkerson, Clint 1984-87
 Wilkie, Jason 1989-92
 Willett, Charles 1945
 Williams, Adam 1996-97
 Williams, Brian 1983-86
 Williams, Courtney 2011-14
 Williams, Isham 1946-49
 Williams, James 1987-90
 Williams, John 2008-11
 Williams, LaVarus 2009-10
 Williams, Leython 2003-06
 Williams, Nate 2011-12
 Williams, Reggie 1989
 Williams, Sam 2006-09
 Williams, Shawn 1995-98
 Williams, Temirez 2004-05
 Williams, Tim 1979-82

Willis, Corey 2014-17
 Wilson, Arnold 1949-51
 Wilson, Casey 1996-97
 Wilson, Cody 2009-12
 Wilson, Darnell 1996-99
 Wilson, David 1969
 Wilson, Jason 2011-14
 Wilson, Jeremy 2008-09
 Wilson, Joel 2018
 Wilson, Wayne 1954-55
 Wimberly, Denzel 2012-13, 2015
 Winieckie, Theo 1958
 Winston, Jerome 1996-97
 Winston, Steve 2009-12
 Winters, Todd 1986-89
 Wise, Chris 1984-87
 Wisneski, Leo 1938-40
 Witherspoon, Jovan 2003
 Wodclechowski, Dennis 1958
 Wodek, Ed 1934-36
 Wohlgamuth, Chris 2005-07
 Wohlgemuth, Matt 2000-03
 Wojcik, Tim 1990-93
 Wojt, Greg 2006-08
 Wolf, LaVerne 1952-54
 Wolfe, George 1961-64
 Wollenzin, Don 1977-79
 Wood, Richard 1930-31
 Woodbeck, Don 1949
 Woodcock, Roland 1942
 Woods, Duane 1982
 Woolson, Don 1929
 Word, Carl 1976-79
 Woroniecki, Mike 1974-75
 Wright, Quincy 1993-96
 Wroblewski, David 1962-63
 Wunderlich, John 1974-76
 Wyatt, James 1988-91
 Wyman, Bruce 1963-64
 Wyse, Clayton 1910

Y

Yedinak, Mike 1948
 Yost, Charles 1936
 Young, Anthony 2012
 Young, Chalmer 1933-35
 Young Jr., Frank 1946-47
 Young, Howard 1984-87
 Young, Will 1976-79
 Youngblood, Joe 1990-93
 Youngs, Fred 1902
 Youngs, James 1963-64

Z

Zarafonetis, Dean 2003
 Zarembo, Jerry 1996-99
 Zeinstra, Ron 1962
 Zelinsky, Kyle 2010, 2013
 Zenk, Mike 2012-15
 Ziegler, Percy 1921-22, 1925-26
 Zielinski, Phil 1984-87
 Zilinski, Robert 1968-70
 Zombo, Frank 2006-09