

TOLEDO FOOTBALL



TOLEDO BOWL GUIDE

FIU PANTHERS vs TOLEDO ROCKETS

DECEMBER 21, 2018 | NASSAU, BAHAMAS



BOWL ITINERARY

Toledo's Tentative Schedule at the Bahamas Bowl

Monday, Dec. 17

- **1:00 p.m.** – Depart from Toledo Express Airport
- **4:00 p.m.** – Arrive Lynden Pindling International Airport
- **5:00 p.m.** – Arrive at Atlantis
- **7:00 p.m.** – Team welcome reception



Tuesday, Dec. 18

- **9:00 a.m.** – Practice at Roscow A.L. Davies Field
- **2:00 p.m.** – Atlantis Dolphin Interaction
- **4:00 p.m.** – Player Beach Bash & Dinner

Wednesday, Dec. 19

- **9:00 a.m.** – Practice at Robinson Stadium practice field
- **1:30 p.m.** – Ranfurly Homes for Children visit
- **2:30 p.m.** – Youth Football Clinic

Thursday, Dec. 20

- **10:00 a.m.** – Walk-Thru practice at Thomas A. Robinson National Stadium
- **11:00 a.m.** – Bowl press conference
- **5:00 p.m.** – Pep Rally

Friday, Dec. 21

- **10:00 a.m.** – Pregame Fan Fest
- **12:30 p.m.** – Makers Wanted Bahamas Bowl, Thomas A. Robinson National Stadium
- **7:30 p.m. (approximate)**– Depart Lynden Pindling International Airport
- **10:30 p.m. (approximate)** – Arrive Toledo Express Airport.

Please contact Paul Helgren at (419) 262-3861 to request interviews or with any other questions. Schedule is subject to change.

Contact Paul Helgren to verify any schedule details.

Media availability at practice TBA. All practices closed to the general public.

Toledo Bowl Guide

- Page 2** - Practice schedule / Bowl itinerary
- Pages 3-4** - Quick Facts
- Page 5** - Toledo Depth Chart
- Pages 6-13** - Game Notes
- Pages 14-21** - Head Coach Jason Candle/Assistant Coaches
- Pages 22-25** - Toledo Team Roster
- Pages 26-45** - Toledo Player Bios
- Pages 46-67** - 2018 Statistics/ Game by Game Review
- Pages 68-71** - Toledo Bowl History


2018 Makers Wanted Bahamas Bowl



Nassau, Bahamas



Atlantis Bahamas



Thomas A. Robinson National Stadium



Ranfurly Home for Children

TOLEDO 2018 TOLEDO FOOTBALL

UTRockets.com

@ToledoFB

@ToledoRockets

/UTRockets

@utrockets

Toledo (7-5, 5-3 MAC) vs. FIU (8-4, 6-2 C-USA)

Makers Wanted Bahamas Bowl

Thomas A. Robinson Stadium, Nassau, Bahamas

Friday, Dec. 21 • 12:30 p.m. • ESPN



Junior Diontae Johnson earned All-MAC honors at three positions.

Toledo, Ohio – The Toledo Rockets will make their eighth bowl appearance in the past nine years when they travel to the Caribbean to face Florida International University at the 2018 Makers Wanted Bahamas Bowl on Friday, Dec. 21 (12:30 p.m./ESPN).

Toledo (7-5, 5-3 MAC) won four of its last five games, finishing out the season with a 56-34 road victory at Kent State on Nov. 15 and a 51-13 drubbing of Central Michigan in the season finale at the Glass Bowl on Nov. 23.

Toledo has relied on its high-powered offense all season, cracking the 50-point barrier a school-record six times. The Rockets are second in the MAC in scoring offense (41.2) and total offense (448.5). Head Coach Jason Candle's crew features a balanced attack, with three running backs with over 500 yards rushing and three receivers with over 500 yards

receiving. Junior Diontae Johnson earned first-team All-MAC at wide receiver and punt return, and second-team at kickoff return. He caught 43 passes for 663 yards and seven touchdowns. Senior Cody Thompson, another first-team pick at wide receiver, matched Johnson with 43 receptions to go with 592 yards and 10 scores.

The Rocket defense grew stronger as the season progressed, pitching a shut-out vs. CMU until a fumble recovery was returned for a TD in the final four minutes. Toledo was second in the league with 34 sacks, paced by 8.5 by senior Tuzar Skipper. Senior cornerback Ka'dar Hollman led the MAC with 12 pass breakups, while senior safety Josh Teachey was right behind with 11 breakups.

Rocket Round-Up

- Toledo's seven wins made it bowl eligible for the ninth consecutive season. The Rockets have gone bowling in eight of the last nine seasons. This will be Toledo's 18th bowl. The Rockets have an all-time bowl record of 11-6.

- Toledo is one of only nine FBS programs to have a winning record in each of the past nine seasons.

- Toledo and FIU has met three times before. The two teams split a home-and-home series in 2008 and 2009, with each team taking a road victory. FIU also knocked off the Rockets in a dramatic 34-32 contest at the 2010 Little Caesars Pizza Bowl.

- Toledo is second in the MAC in scoring (41.1), just a single point behind Ohio's 41.2. The Rockets are also second in the league in total offense (448.5) and rushing offense (223.6).

- Toledo had eight players make All-MAC at 10 positions, including two first-team selections, Diontae Johnson (WR/PR) and Cody Thompson (WR). Johnson also was named MAC Special Teams Player of the Year.

- Redshirt freshman Bryant Koback's 875 yards rushing was the third-most by a Rocket freshman and the most since Morgan Williams set the school mark of 1,010 in 2008.

- Toledo head coach Jason Candle has participated in four bowls as a head coach and four as an assistant coach. In addition, he coached in six NCAA Division III national championship games as an assistant at Mount Union from 2002-08, winning the title in 2002, 2005, 2006 and 2008.

2018 Toledo Football Schedule

Date	Opponent	Time/Score
Sept. 1	VMI (ESPN3)	W, 66-3
Sept. 15	MIAMI (FLA.) (ESPN2)	L, 49-24
Sept. 22	NEVADA (CBSSN)	W, 63-44
Sept. 29	at Fresno State (ESPN)	L, 49-27
Oct. 6	BGSU* (HC) (ESPN+)	W, 52-36
Oct. 13	at EMU* (ESPN+)	L, 28-26
Oct. 20	BUFFALO* (ESPN+)	L, 31-17
Oct. 25	at WMU* (ESPN2)	W, 51-24
Oct. 31	BALL STATE* (ESPN2)	W, 45-13
Nov. 7	at N. Illinois* (ESPN2)	L, 38-15
Nov. 15	at Kent State* (CBSSN)	W, 56-34
Nov. 23	CMU* (ESPN3)	W, 51-13
Dec. 21	FIU (ESPN)#	12:30 p.m.

HOME GAMES IN BOLD CAPS

* Mid-American Conference Game

All times are site times.

Makers Wanted Bahamas Bowl, Nassau, Bahamas (ESPN)

Toledo vs. FIU

• TEAM RECORDS:

Toledo (7-5, 5-3 MAC)

FIU (8-4, 6-2 Conference USA)

• **SERIES RECORD:** FIU leads the series, 2-1. The most recent meeting was a 34-32 FIU victory at the 2010 Little Caesars Pizza Bowl.

• THE COACHES:

Jason Candle, 28-12 (3rd year) at Toledo, same overall. 0-0 vs. FIU.

Butch Davis, 16-9 (2nd year) at FIU, 95-52 overall in 12 seasons. 0-0 vs. Toledo.

• TV/STREAMING: ESPN

Play by Play: TBA

Analyst: TBA

• **ROCKET RADIO NETWORK:** Pregame begins 90 minutes before kickoff.

Play by Play: Brent Balbinot

Analyst: Bruce Gradkowski

Sidelines: Mike Robinson

• **WEB-AUDIO:** Free live audio streaming of the UT Rocket Radio Network broadcast on UTRockets.com.

• **UT COACH'S SHOW:** Coach Jason Candle and host Brent Balbinot talk Rocket Football every Monday at Frickers in Maumee. Carried live on WSPD-AM1370 and online on UTRockets.com.

• TWITTER:

@ToledoFB: Regular updates on UT Football, live updates on Game Day.

@UTPaulHelgren: Regular updates on UT Football.

@ToledoRockets: Updates for all Rocket sports.



TOLEDO QUICK FACTS/ MEDIA INFORMATION

Toledo Quick Facts

Location: Toledo, Ohio 43606-3390
Population: 287,508 (city); 651,429 (metro)
Founded: 1872
Enrollment: 20,579
Conference: Mid-American (West Division)
Nickname: Rockets
Colors: Midnight Blue and Gold
Mascot: Rocky the Rocket
Stadium (year built): Glass Bowl (1937)
Stadium Capacity/Surface: 26,038/Field Turf
Ticket Office Phone: (419) 530-GOLD
President: Dr. Sharon Gaber
Vice President and Athletic Director: Mike O'Brien
Faculty Representative: Dr. Mary Powers

Coaching Staff

Head Coach: Jason Candle (Mount Union '03)
Record at Toledo: 28-12 (Third year)
Overall Coaching Record: Same
For Interviews: Call Paul Helgren (419) 530-4918
Coaching Staff (Game position):

- Jason Candle - Head Coach (Field)
 - Brian George - Def. Coordinator/Def. Line (Press Box)
 - Brian Wright - Off. Coordinator/QBs (Press Box)
 - Mike Bellamy - Wide Receivers (Field)
 - Ricky Ciccone - Nickel Backs (Field)
 - Kerry Dixon II - Running Backs (Field)
 - Robby Discher - Tight Ends/Special Teams (Field)
 - Mike Hallett - Offensive Line (Press Box)
 - Hank Poteat - Cornerbacks (Field)
 - Mike Ward - Linebackers (Field)
 - Ross Watson - Safeties (Field)
 - Brad Bichey - Strength and Conditioning (Field)
- Field/Press Box positions in parentheses*

Football Information

2018 Record: 7-5
2018 MAC Record: 5-3
2018 Home Record: 5-2
2018 Road Record: 1-4
2018 Bowl: Makers Wanted Bahamas Bowl
Offensive/Defensive Sets: Spread / Multiple

UT Athletic Communications

Associate AD/Communications: Paul Helgren
Helgren's Mobile Phone Number: (419) 262-3861
E-Mail: paul.helgren@utoledo.edu
Twitter: @UTPaulHelgren
Secondary Football Contact: Chris Cullum
Mobile Phone Number: (630) 220-4147
E-Mail: christopher.cullum@utoledo.edu
Toledo Rockets Internet Address: www.utrockets.com
Toledo Rockets Twitter: @ToledoRockets
Rockets Football Twitter: @ToledoFB

2018 MAC Standings

West Division

Team	MAC	ALL
Northern Illinois	6-2	8-5
Toledo	5-3	7-5
Western Michigan	5-3	7-5
Eastern Michigan	5-3	7-5
Ball State	3-5	4-8
Central Michigan	0-8	1-11

East Division

Team	MAC	ALL
Buffalo	7-1	10-3
Ohio	6-2	8-4
Miami	6-2	6-6
Akron	2-6	4-7
Bowling Green	2-6	3-9
Kent State	1-7	2-10

Records as of Nov. 30

MEDIA AVAILABILITY FOR THE ROCKETS

All media interview requests for Coach Jason Candle and Rocket student-athletes must go through Paul Helgren. The best way to contact Paul Helgren is by cell phone or email.

TOLEDO'S MEDIA POLICY FOR PRACTICES

Media may attend practice at selected times. Please contact Paul Helgren for information about practice and coach/player availability for media.

WEBSITE

Updated rosters, bios, depth chart, game notes and news on the Rockets can be found on the official UT Athletics website www.utrockets.com.

SOCIAL MEDIA

- **Twitter:** @ToledoRockets, @UTPaulHelgren, @ToledoFB, @CoachCandle
- **Instagram:** UTRockets, Toledo Football
- **Facebook:** UTRockets

2018 MEDIA GUIDE/BOWL GUIDE

Toledo media guide and bowl guide may be found online at www.UTRockets.com at the "Football" page. A limited number of printed bowl guides will be made available at the bowl.



TOLEDO DEPTH CHART

Toledo Offense

LT	58	Cameron Bell	Jr.	6-8	340	Sagamore Hills, Ohio-Nordonia HS
	68	Mitchell Berg	Fr. (R)	6-6	305	Maumee, Ohio-Toledo St. John's Jesuit
LG	67	Sami Kassem	Sr.	6-4	320	Cincinnati, Ohio-Indian Hills
	64	Josh Fenn	So.	6-4	320	Lorain, Ohio-Lorain
C	72	Bryce Harris	Jr.	6-3	285	Akron, Ohio-Firestone
	65	Luke Doerger	So.	6-3	285	Cincinnati, Ohio-LaSalle
RG	78	Yazeed Atariwa	Sr.	6-4	315	Sterling, Va.-Dominion
	57	Brandon Heidecker	Jr.	6-6	315	Columbia Station, Ohio-Columbia
RT	71	Brock Ruble	Sr.	6-8	330	Charlotte Hall, Md.-DeMatha Catholic
	74	Lavel Dumont	Fr.	6-4	280	Tampa, Fla.-Wharton
TE	14	Reggie Gilliam	Jr.	6-0	240	Columbus, Ohio-Westland
	89	Drew Rosi	So.	6-4	245	Powell, Ohio-Olentangy Liberty
QB	12	Eli Peters	So.	6-2	185	Jacksonville, Fla.-Sandalwood
	2	Carter Bradley	Fr.	6-3	208	Jacksonville, Fla.-Providence
RB	33	Art Thompkins	Jr.	5-8	187	Pittsburgh, Pa.-Woodland Hills
	22	Bryant Koback	Fr. (R)	6-0	195	Holland, Ohio-Springfield
	21	Shakif Seymour	So.	5-11	225	Cleveland, Ohio-Parma Heights Holy Name
WR-X	3	Diontae Johnson	Jr.	5-11	185	Ruskin, Fla.-Lennard
	7	Jon'Vea Johnson	Sr.	6-0	190	Gary, Ind.-West Side
WR-M	10	Desmond Phillips	Jr.	5-10	187	Miami, Fla.-Jackson
	32	Rhett Blackman	Jr.	5-9	190	Lansing, Mich.-Everett
WR-Z	25	Cody Thompson	Sr.	6-2	207	Huron, Ohio-Huron
	80	Bryce Mitchell	So.	6-3	200	Toledo, Ohio-Bowsher

Toledo Defense

DE	99	Tuzar Skipper	Sr.	6-3	245	Norwich, Conn.-Norwich Free Academy
	95	Willie Ross	Jr.	6-1	284	Ravenna, Ohio-Ravenna
DT (N)	93	Nate Childress	Jr.	6-3	292	Rosssford, Ohio-Rosssford
	98	Tyrone Chambers	So.	6-5	340	Cleveland, Ohio-Lyndhurst Brush
DT	97	Reggie Howard	Sr.	6-3	285	Cincinnati, Ohio-Withrow
	86	Melvin Johnson	Jr.	6-3	280	Las Vegas, Nev.-Canyon Springs
DE	91	Jamal Hines	Fr.	6-2	240	Cincinnati, Ohio-Princeton
	55	Lucas Maynard	Jr.	6-3	248	Ashville, Ohio-Teays Valley
WLB	42	Richard Olekanma	Sr.	6-2	245	Downers Grove, Ill. - North
	2	Jordan Fisher	Jr.	6-3	238	Leesburg, Va.-Tuscarora
MLB	17	Tyler Taafe	Sr.	6-1	230	Hubbard, Ohio-Hubbard
	31	Daniel Bolden	Fr.	6-1	242	Cincinnati, Ohio-Colerain
Star	21	DeDarallo Blue	Jr.	6-0	220	Seffner, Fla.-Armwood
	20	Saeed Holt	Fr.	6-0	190	Pittsburgh, Pa.-Woodland Hills
BC	24	Justin Clark	So.	5-11	177	Pontiac, Mich.-West Bloomfield
	19	Samuel Womack	So.	5-10	180	Detroit, Mich.-East English Village Prep
SS	27	Kahlil Robinson	Jr.	6-0	178	Charlotte, NC-Southlake Christian
	38	Zachary Ford	Fr. (R)	6-3	194	Cleveland, Ohio-Cleveland Heights
FS	8	Josh Teachey	Sr.	5-11	195	Waldorf, Md.-McDonough
	15	Tycen Anderson	So.	6-2	196	Toledo, Ohio-St. John's Jesuit
FC	13	Ka'dar Hollman	Sr.	6-0	192	Burlington, N.J.-Burlington Township
	12	DeAmonte King	Fr. (R)	5-11	186	Akron, Ohio-St. Vincent-St. Mary

Toledo Specialists

PK	37	Jameson Vest	Sr.	5-10	195	Peachtree City, Ga.-Our Lady of Mercy
	24	D.J. Wellons	Fr. (R)	5-10	187	Elmore, Ohio-Woodmore
P	49	Bailey Flint	So.	6-4	226	Melbourne, Australia
	11	Austin Long	Fr.	6-2	195	Toledo, Ohio-Whitmer
Hold	13	Jalen Reese	Sr.	6-3	206	Mansfield, Ohio-Mansfield
LS	54	Sean Mills	So.	6-2	220	Metuchen, NJ-St. Joseph
KR	3	Diontae Johnson	Jr.	5-11	185	Ruskin, Fla.-Lennard
	33	Art Thompkins	Jr.	5-8	187	Pittsburgh, Pa.-Woodland Hills
	22	Bryant Koback	Fr. (R)	6-0	195	Holland, Ohio-Springfield
PR	3	Diontae Johnson	Jr.	5-11	185	Ruskin, Fla.-Lennard
	10	Desmond Phillips	Jr.	5-10	187	Miami, Fla.-Jackson

Depth chart as of Nov. 25, 2018



TOLEDO GAME NOTES

ROCKET UPDATE

- Toledo (7-5, 5-3 MAC) won four of its last five games, most recently a 51-13 victory over Central Michigan on Nov. 23.

- The Rockets are bowl eligible for the ninth consecutive season. The Makers Wanted Bahamas Bowl will be Toledo's eighth bowl the past nine seasons.

- This will mark Toledo's first appearance in the Bahamas Bowl and second bowl with FIU as an opponent. The Rockets and Golden Panthers met in the Little Caesars Pizza Bowl at Detroit's Ford Field in 2010.

- The Rockets have scored at least 50 points six times this season, a school record.

- Toledo is tied with Auburn and Baylor as the nation's leader with seven blocked kicks (six punts, one field-goal attempt). Junior Reggie Gilliam has four of the blocked punts, also tops in the nation.

- Junior Diontae Johnson was named MAC Special Teams Player of the Year.

- Senior Jameson Vest is Toledo's career leader in field goals (71) and extra points (227). The PAT number also is a MAC record.

- Senior WR Cody Thompson is Toledo's career leader in touchdown receptions (30) and is second in career receiving yards (3,257).

- Thompson was named CoSIDA Academic All-District for the second consecutive season.

- Toledo's top three receivers have combined for 75 touchdown receptions in their careers: Cody Thompson (30), Diontae Johnson (23) and Jon'Vea Johnson (22).

TOLEDO-FIU SERIES

FIU leads the series, 2-1. The two teams split a home-and-home series in 2008 and 2009, with each team taking

a road victory. FIU also knocked off the Rockets in a dramatic 34-32 contest at the 2010 Little Caesars Pizza Bowl.

LAST MEETING: 2010 LITTLE CAESARS PIZZA BOWL

FIU capped a second-half comeback with a 34-yard field goal as time expired to give the Golden Panthers a dramatic 34-32 victory over Toledo at the 2010 Little Caesars Pizza Bowl at Ford Field in Detroit.

FIU's game-winning field goal overshadowed Toledo's own comeback that gave the Rockets a 32-31 lead with 1:14 to play. Redshirt freshman quarterback Terrance Owens scrambled in for a 14-yard TD and then completed a pass to sophomore wide receiver Eric Page for the two-point conversion. But on its final possession FIU converted a fourth-and-17 from its own 41-yard line to keep its drive alive and set up the eventual game-winning field goal by Jack Griffin.

Toledo held a 24-7 lead early in the second half but FIU scored 24 unanswered points to take a 31-24 lead with 3:18 to play.

ABOUT FIU

FIU (8-4, 6-2 Conference USA) had a fine season under second-year head coach Butch Davis. The Golden Panthers, who finished second in the East Division of Conference USA, were in the hunt for the league title until a 28-25 loss to Marshall in the season finale on Nov. 24. Junior quarterback James Morgan, a graduate transfer from Bowling Green, has thrown for 2,727 yards and 26 touchdowns this season.

ROCKETS ON TV/STREAMING

The Makers Wanted Bahamas Bowl will be carried on ESPN. The announcers are TBA.

TOLEDO BOWL HISTORY

Bowl Record: 11-6*

1969 Tangerine Bowl

Toledo 56, Davidson 33

1970 Tangerine Bowl

Toledo 40, William & Mary 12

1971 Tangerine Bowl

Toledo 28, Richmond 3

1981 California Bowl

Toledo 27, San Jose State 25

1984 California Bowl

UNLV 30, Toledo 13*

1995 Las Vegas Bowl

Toledo 40, Nevada 37 (OT)

2001 Motor City Bowl

Toledo 23, Cincinnati 16

2002 Motor City Bowl

Boston College 51, Toledo 25

2004 Motor City Bowl

Connecticut 39, Toledo 10

2005 GMAC Bowl

Toledo 45, UTEP 13

2010 Little Caesars Bowl

FIU 34, Toledo 32

2011 Military Bowl

Toledo 42, Air Force 41

2012 Famous Idaho Bowl

Utah State 41, Toledo 15

2015 GoDaddy Bowl#

Toledo 63, Arkansas State 44

2015 Boca Raton Bowl

Toledo 32, Temple 17

2016 Camellia Bowl

Appalachian State 31, Toledo 28

2017 Dollar General Bowl

Appalachian State 34, Toledo 0

2018 Bahamas Bowl

Toledo vs. FIU

** Toledo claims victory by forfeit
#2014 season*



TOLEDO GAME NOTES

ROCKETS MAKING FIFTH-CONSECUTIVE BOWL APPEARANCE

The Rockets will be making their fifth straight bowl appearance at the 2018 Makers Wanted Bahamas Bowl. Toledo has played in bowls from 2010-12 and 2014-17. The 2013 team went 7-5 but was not invited to a bowl.

TOLEDO'S RECENT BOWL HISTORY

2010 - Little Caesars Bowl
2011 - Military Bowl
2012 - Famous Idaho Bowl
2014 - GoDaddy Bowl
2015 - Boca Raton Bowl
2016 - Camellia Bowl
2017 - Dollar General Bowl
2018 - Makers Wanted Bahamas Bowl

2018 National Awards Candidates

Ka'dar Hollman

•Burlsworth Trophy
(Top player who began as a walk-on)

Bailey Flint

•Ray Guy Award
(Top punter)

Diontae Johnson

•Biletnikoff Award
(Top receiver)
•Maxwell Award
(Top offensive player)

Cody Thompson

•Biletnikoff Award
(Top receiver)
• All State AFCA Good Works Award
(Community service)
•Campbell Trophy
(Top scholar-athlete)
• Mayo Clinic Comeback Player of the Year Award
•Jason Witten Man of the Year
(courage, integrity and leadership)
• NCAA Senior Class
(community, classroom, character, competition)
•Wuerffel Trophy
(Community service)

Jameson Vest

•Lou Groza Award
(Top placekicker)

CONSISTENT WINNERS

Toledo is one of only nine schools who have had a winning record in each of the past nine seasons. UT also has had at least nine wins in six of the last eight years. Over the past five years, Toledo ranks eighth in the FBS in overall wins.

Winning Record in Each of Past Nine Seasons (FBS - 2010-18)

Alabama
Boise State
LSU
Oklahoma
Penn State
San Diego State
Stanford

Toledo

Wisconsin

Toledo's Record Since 2010

Year	Record
2010	8-5
2011	9-4
2012	9-4
2013	7-5
2014	9-4
2015	10-2
2016	9-4
2017	11-3
2018	7-5

Total 83-36

Most wins in FBS (2014-18)

1.	66	Alabama
2.	63	Clemson
3.	61	Ohio State
4.	54	Oklahoma
5.	52	Wisconsin
	52	Georgia
	52	Boise State
8.	47	Stanford
9.	46	San Diego State
	46	Appalachian State
	46	Toledo
	46	TCU
	46	Washington

Source: Navy Athletic Communications
Through Dec. 1

EIGHT ROCKETS NAMED ALL-MAC

Eight Rockets earned 10 All-MAC selections, including three first-team nods.

Junior wide receiver Diontae Johnson earned all-conference honors at three different positions for the second straight season: wide receiver (first-team), punt returner (first-team), and kickoff returner (second-team), the exact same kudos he earned in 2017.

Senior wide receiver Cody Thompson was also named a first-team selection. Joining the two receivers as All-MAC honorees were junior offensive lineman Bryce Harris (second-team), junior tight end Reggie Gilliam (second-team), senior wide receiver Jon'Vea Johnson (third-team), senior kicker Jameson Vest (third-team), senior defensive end Tuzar Skipper (third-team), and senior safety Josh Teachey (third-team).

2018 Toledo All-MAC Selections

First Team

Diontae Johnson, WR/PR
Cody Thompson, WR

Second Team

Reggie Gilliam, TE
Bryce Harris, OL
Diontae Johnson, KR

Third Team

Jon'Vea Johnson, WR
Tuzar Skipper, DE
Josh Teachey, DB
Jameson Vest, PK

DIONTAE JOHNSON NAMED MAC SPECIAL TEAMS PLAYER OF THE YEAR

Junior wide receiver Diontae Johnson was named the MAC Special Teams Player of the Year.

Johnson has become arguably the most dangerous return man in the league. He leads the MAC with an average punt return of 18.3 yards, and he is second in kickoff return average at 25.8 yards per attempt. Johnson is the only player in the conference to return a punt and kickoff for a touchdown this season. As a receiver, he is tied for the



TOLEDO GAME NOTES

team lead with 43 receptions, leads UT with 663 receiving yards, and has seven touchdown catches. For his career, he has averaged 23.4 yards per kickoff return, which would put him third all-time in UT history, and he is just the second Rocket ever to have at least two punt return TDs and two kickoff return TDs (Lance Moore, 2001-04). He is the fourth player in program history to be named the top special teams player in the MAC, joining Jeremiah Detmer (2013), Eric Page (2010), and Jason Robbins (2005).

CODY THOMPSON NAMED ACADEMIC ALL-DISTRICT

Senior wide receiver Cody Thompson has been named Google Cloud Academic All-District by the College Sports Information Directors of America (CoSIDA). It is the second consecutive year that Thompson has earned all-district honors.

Thompson is on the ballot for Academic All-America, which will be announced on Dec. 10. If selected, he would be Toledo's first Academic All-American since Dan Molls in 2012.

Thompson, who earned Academic All-MAC honors in 2016, graduated last December with a 3.66 GPA in marketing. He is currently pursuing his master's degree in recreation & leisure with a 3.83 graduate GPA.

JAMESON VEST SETS CAREER FIELD GOAL, EXTRA-POINT MARKS

Senior placekicker Jameson Vest's only field goal vs. Ball State on Oct. 31 gave him 69 for his career, eclipsing Rusty Hanna (68 from 1989-92) for the most in school history. Vest now has 71 career field goals to rank No. 3 in MAC history.

Vest also holds the Toledo and MAC record for career extra points made with 227.

TOLEDO CAREER FIELD GOALS MADE

1. Jameson Vest (2015-present)	71
2. Rusty Hanna (1989-92)	68
3. Jeremiah Detmer (2011-14)	65
4. Todd France (1998-2001)	59

MAC CAREER FIELD GOALS MADE

1. Matt Weller, Ohio (2009-12)	80
2. Steve Azar, NIU (2000-03)	73
3. Jameson Vest, UT (2015-present)	71
4. Andrew Wellock, EMU (2003-06)	69
5. Gary Gussman, Miami (1984-87)	68
Rusty Hanna, Toledo (1989-92)	68

TOLEDO CAREER EXTRA POINTS MADE

1. Jameson Vest (2015-present)	227
2. Jason Robbins (2002-05)	211
3. Todd France (1998-2001)	154
4. Jeremiah Detmer (2011-14)	145
5. Alex Steigerwald (2006-09)	143

MAC CAREER EXTRA POINTS MADE

1. Jameson Vest, UT (2015-present)	227
2. Shaun Suisham, BGSU (2001-04)	226
3. Jason Robbins, UT (2002-05)	211
4. Mathew Sims, NIU (2010-12)	196
5. John Potter, WMU (2008-11)	184
Tyler Tate, BGSU (2012-15)	184

WHAT'S THE RUSH?

Toledo may not have a 1,000-yard rusher this season, but the Rocket running game has been putting up some big numbers.

Toledo ranks second in the MAC with 223.6 yards per game, and also ranks No. 2 in the league with an average of 5.3 yards per attempt.

Redshirt freshman Bryant Koback leads UT and is fourth in the MAC with 875 yards on 139 carries, an average of 6.3 yards per carry. Koback, who has a team-best 13 rushing TDs, ran for a season-high 192 rushing yards on 17 attempts and two touchdowns at Kent State on Nov. 15. Koback's 192 rushing yards are the third-most by a freshman in a game in program history.

Junior Art Thompkins is second with 563 yards rushing, six touchdowns and a 5.7 rushing average. He ran for a career-high 122 yards vs. the Golden Flashes. Sophomore Shakif Seymour has 526 yards and five scores.

Toledo - Season Rushing Yards By a Freshman

1. Morgan Williams (2008)	1010
2. Troy Parker (1990)	879
3. Bryant Koback (2018)	875
4. Kareem Hunt (2013)	866
5. Astin Martin (2002)	785

Toledo - Game Rushing Yards By a Freshman

1. Morgan Williams vs. Miami (2008)	330
2. Troy Parker vs. NIU (1990)	205
3. Bryant Koback vs. KSU (2018)	192
4. Kareem Hunt vs. Buffalo (2013)	186
5. Skip McCulley vs. Marshall (1976)	172

WORTH THE WAIT

Senior linebacker Tyler Taafe played 49 games in his college career without an interception. He certainly made up for that with a vengeance in the final two regular-season games of his career.

Taafe returned an interception for a touchdown in the third quarter vs. Kent State on Nov. 15. The pick-six made the score 42-17 and smothered any hopes the Flashes had for a comeback. It was Toledo's first interception

ROCKETS IN THE NFL

There are 11 former Rockets currently on 2018 NFL rosters.

- OLASUNKANMI ADENIYI, DE - Pittsburgh
- BARRY CHURCH, S - Jacksonville
- DAVID FLUELLEN, RB - Tennessee
- JOHN GRECO, OL - New York Giants
- TREVON HESTER, DL - Philadelphia
- BRETT KERN, P - Tennessee
- GREG MANCZ, C - Houston
- ELIJAH NKANSAH, OL - Seattle*
- STORM NORTON, OL - Minnesota
- MICHAEL ROBERTS, TE - Detroit
- ALONZORUSSELL, WR - New York Giants*

On active roster as of Dec. 3, 2018

** Practice squad*



Barry Church



TOLEDO GAME NOTES

return for a TD by a Rocket since Rolan Milligan turned the trick on Sept. 26, 2015 against Arkansas State.

One week later, Taafe did it again, this time returning a pick-six 21 yards for a score in a 51-13 win over Central Michigan.

BIG CROWDS PACK THE GLASS BOWL

Toledo lead the MAC in attendance for the second straight year with an average of 21,352 fans per contest. The biggest crowd this season was for the Miami game on Sept. 15 was 28,117, the 16th-biggest crowd in Glass Bowl history and the biggest since 2016 (30,147 vs. Bowling Green).

CODY THOMPSON BREAKS UT CAREER TD RECEPTION RECORD

With a touchdown catch in the fourth quarter at Eastern Michigan on Oct. 13, senior Cody Thompson became Toledo's leader in career touchdown receptions with 26. He passed former Rocket greats Lance Moore (2001-04) and Eric Page (2009-11) on Toledo's all-time list.

Thompson has since added four more TDs to up his total to 30.

Thompson also has 3,257 career receiving yards, third among active players in the FBS.

Toledo Career Touchdown Reception Leaders

1. **Cody Thompson (2014-present)****30**
2. Lance Moore (2001-04)25
- Eric Page (2009-11)25
4. Alonzo Russell (2012-15)24
5. Bernard Reedy (2010-13)23
6. **Diontae Johnson (2015-present)****23**
7. Michael Roberts (2013-16)22
- Jon'Vea Johnson (2014-present)****22**

Toledo Career Receiving Yards Leaders

1. Eric Page (2009-11) 3,446
2. **Cody Thompson (2014-present)** **3,257**
3. Stephen Williams (2006-09) 3,102
4. Alonzo Russell (2012-15) 3,076
5. Lance Moore (2001-04) 2,776

NCAA Career Receiving Yards - Active Leaders

1. Andy Isabella , Massachusetts 3,526
 2. Keesean Johnson , Fresno St. 3,390
 3. **Cody Thompson , Toledo** **3,257**
 4. A.J. Brown , Ole Miss 2,984
 5. Penny Hart , Georgia St. 2,950
- Through Nov. 24, 2018

BLOCK THAT KICK!

Toledo is tied with Auburn and Baylor as the nation's leader with seven blocked kicks (six punts, one field-goal attempt). Junior tight end Reggie Gilliam leads the country with four blocked punts, most recently a tipped ball vs. WMU on Oct. 25. He also had a block vs. Bowling Green on Oct. 6 that led to a Toledo touchdown, with Gilliam himself on the receiving end of his first career TD.

Gilliam had two blocked punts in 2017, giving him a school-record six blocks for his career. The NCAA record for blocked punts for game (4), season (7) and career (10) are held by James King of Central Michigan.

SCHOOL RECORD 11 ROCKETS NOMINATED FOR ACADEMIC ALL-AMERICA

A school-record 11 Rockets have been nominated for the College Sports Information Directors of America (CoSIDA) Academic All-America Team. The previous high mark was nine nominees in 2012.

To be nominated, a player must be in his second season of academic eligibility at his school, must be at least a sophomore in athletic eligibility, must be a starter or key reserve, must carry at least a 3.3 GPA and have played in at least 50 percent of his team's games.

The Academic All-District Team was announced on Nov. 15. Senior wide receiver Cody Thompson was named First-Team All-District. The Academic All-America Team will be announced on Dec. 10

TOLEDO VS. RANKED TEAMS

All-Time Record: 9-18

Home: 5-4 Road: 2-12 Neutral: 2-2

Ranking	Opponent	Year	Result
No. 1 (AP/USA)	at Ohio State	1998	L, 49-0
No. 3 (UPI/AP)	at Miami (Fla.)	1987	L, 24-14
No. 3 (UPI/AP)	at Washington	1991	L, 48-0
No. 4 (AP/USA)	at Boise State	2010	L, 57-14
No. 4 (AP/USA)	Boise State	2011	L, 40-15
No. 9 (AP)/No. 11 (USA)	Pittsburgh	2003	W, 35-31
No. 10 (AP/USA)	at Florida	2013	L, 24-6
No. 10 (UPI)/No. 11 (AP)	at Florida State	1986	L, 24-0
No. 11 (USA/AP)	vs. Ohio State#	2009	L, 38-0
No. 14 (AP)/No. 18 (USA)	at Western Michigan	2016	L, 55-35
No. 14 (AP)/No. 14 (USA)	at Miami (Fla.)	2017	L, 52-30
No. 15 (AP/USA)	at Ohio State	2011	L, 27-22
No. 15 (AP)/No. 16 (USA)	at Marshall	1999	L, 38-13
No. 16 (AP)/No. 19 (USA)	N. Illinois	2013	L, 35-17
No. 16 (AP), No. 17 (USA)	Utah State&	2012	L, 41-15
No. 18 (USA)/No. 20 (AP)	Marshall	2001	W, 41-36
No. 18 (USA)/No. 21 (AP)	Cincinnati	2012	W, 29-23
No. 18 (AP)/No. 18 (USA)	at Arkansas	2015	W, 16-12
No. 20 (UPI)	vs. San Jose State*	1981	W, 27-25
No. 20 (Coaches)/No. 21 (AP)	Miami (Fla.)	2018	L, 49-24
No. 21 (AP/USA)	N. Illinois	2003	W, 49-30
No. 22 (USA)/No. 25 (AP)	Missouri	2014	L, 49-24
No. 22 (AP)/No. 25 (USA)	at Bowling Green	2003	L, 31-23
No. 22 (USA)	at N. Illinois	2004	W, 31-17
No. 23 (USA)/No. 25 (AP)	at Minnesota	2004	L, 63-21
No. 24 (USA)	Bowling Green	2004	W, 49-41
No. 24 (AP/USA)	Temple^	2015	W, 32-17

* California Bowl & Famous Idaho Potato Bowl ^Marmot Boca Raton Bowl

at Cleveland Browns Stadium

AP - Associated Press media poll

USA - USA Today coaches poll UPI - United Press International coaches poll



TOLEDO GAME NOTES

Toledo's Google Cloud Academic All-America Candidates

- **Tycen Anderson, So., Toledo, Ohio**
3.44 GPA, Business
- **Cameron Bell, Jr., Sagamore Hills, Ohio**
3.37 GPA, History
- **Nate Childress, Jr., Rossford, Ohio**
3.31 GPA, Marketing
- **Bailey Flint, So., Melbourne, Australia**
3.77 GPA, Media Communication
- **Reggie Gilliam, Jr., Columbus, Ohio**
3.48 GPA, Interdisciplinary Studies
- **Mitchell Guadagni, Jr., Hudson, Ohio**
3.32 GPA, Marketing
- **Bryce Harris, Jr., Akron, Ohio**
3.44 GPA, Psychology
- **Drew Rosi, So., Powell, Ohio**
3.57 GPA, Business
- **Shakif Seymour, So., Cleveland, Ohio**
3.47 GPA, Business
- **Tyler Taafe, Sr., Hubbard, Ohio**
3.42 GPA, Finance
- **Cody Thompson, Sr., Huron, Ohio**
3.73 GPA, Graduate School

THREE ROCKET RECEIVERS BREAK 2,000-YARD AND 20 TD BARRIER

Three Toledo wide receivers have caught at least 100 passes for more than 2,000 yards and 20 TDs in their careers.

Senior Cody Thompson has 176 receptions, 3,257 yards and 30 touchdowns. Junior Diontae Johnson has 131 catches, 2,178 yards and 23 TDs. Senior Jon'Vea Johnson has racked up 120 receptions, 2,175 yards and 22 scores.

	Rec.	Yards	TDs
Cody Thompson	176	3257	30
Diontae Johnson	131	2178	23
Jon'Vea Johnson	120	2175	22
TOTALS	427	7610	75

GUADAGNI AMONG LEADERS IN TOLEDO QB RUSHING MARK

Junior quarterback Mitchell Guadagni has rushed for 428 yards this season. He has led the Rockets in rushing on four occasions, including

134 yards vs. EMU on Oct. 13 and 131 yards vs. Nevada on Sept. 22. Those two games are the second- and third-most rushing yards in a single game by a Toledo quarterback. The record of 142 yards is held by Maurice Hall, who achieved the mark in 1979 vs. Bowling Green.

The Toledo season record for rushing yards by a quarterback in a season is 564 by Jim Kelso in 1981.

Rushing Yards By a Quarterback - Season

1. Jim Kelso (1981)564
2. Maurice Hall (1979)549
3. Ryan Huzjak (1994)537
4. Bruce Gradkowski (2003)504
5. **Mitchell Guadagni (2018)428**

Rushing Yards By a Quarterback - Game

1. Maurice Hall vs. BGSU (1979)142
2. **Mitchell Guadagni vs. EMU (2018)134**
3. **Mitchell Guadagni vs. Nevada (2018). 131**
4. Maurice Hall vs. Kent St. (1979)127
5. Maurice Hall vs. Kent St. (1978)127

VICTORY DAY: THE TRUE MEANING OF 'VICTORY'

The University of Toledo football program hosted its fifth annual "Victory Day" for special needs students in the Glass Bowl on Aug. 19. Participating students met UT football players, ran drills and heard their names announced over the public address system as they scored a touchdown.

Victory Day is an opportunity for special needs students to have their "moment in the sun" on the football field. Each student was partnered with a UT football player who served as his or her mentor for the day. Victory Day athletes wore Rocket t-shirts and were presented with medals at the end of the day to commemorate their victory. Toledo football players, cheerleaders, Rocky the Rocket and



marching band members were also on hand to cheer on the participants.

"This is a humbling day and humbling experience for our players. It's something our guys look forward to every year," said UT head coach Jason Candle. "Victory Day comes at a perfect time for us--right in the middle of the grind of training camp. This is a perfect way to put things into perspec-

tive and make us realize how grateful we should be to be able to do what we love each and every day. It's great to watch these young people come out here and have a smile on their face all afternoon as they interact with our players. It's a tremendous day all around."

Victory Day was started in 2010 by Aaron Segedi, a teacher and football coach from Trenton, MI, a cancer survivor whose life was saved thanks to a liver donation from his sister, Rhonda. Since then, the Victory Day program has been adopted by high schools and universities in Michigan, Ohio, Kentucky and Indiana. The Rockets first celebrated Victory Day came in 2014.



TOLEDO GAME NOTES

TOLEDO'S 2018 MAC WEST PLAYERS OF THE WEEK

Offense

Sept. 15: Diontae Johnson, WR
Sept. 22: Mitchell Guadagni, QB
Oct. 6: Eli Peters, QB

Special Teams

Sept. 1: Cody Thompson, WR
Oct. 20: Bailey Flint, P
Oct. 31: Jameson Vest, PK
Nov. 15: Diontae Johnson, PR

ALL NOT QUIET ON THE BAILEY FLINT'S SCHEDULE

Sophomore Bailey Flint tried out a new role when he played in the UT Theater Department's production of "All Quiet on the Western Front" from Nov. 2-11. Flint, a media communications major from Melbourne, Australia, portrayed Haie Westhus, a burly German peat-digger turned World War I soldier.

Flint missed two performances in order to make his regularly scheduled appearance as the Rockets' punter in their game at Northern Illinois on Nov. 7. He has also had to miss a few of the evening rehearsals due to football rehearsal, er, practice.

THOMPSON NAMED NATIONAL COMEBACK PLAYER OF THE YEAR CANDIDATE

Senior wide receiver Cody Thompson has been named a nominee for the Mayo Clinic Comeback Player of the Year. The award is sponsored by the College Sports Information Directors of America (CoSIDA) in association with The Associated Press (AP) and the Fiesta Bowl.

Thompson was one of the initial three nominees announced on Sept. 25. Ten times during the 2018 college football season, three inspiring student-athletes from all levels of college football who have overcome injury, illness or other challenges will be recognized as Mayo Clinic Comeback Player of the Year Nominees. At the end of the season, the 30 nominees will be eligible for the Mayo Clinic Comeback Player of the Year Award.

Thompson was a first-team All-MAC selection in 2016, catching 64 passes for a then school-record 1,269 yards and 11 touchdowns. Last season, he was averaging 126.3 yards per game and 18.7 yards per catch going into the EMU game on Oct. 7 in which he suffered a season-ending injury. He was granted an injury hardship waiver by the NCAA, giving him another chance to complete his senior season.

Thompson was a first-team All-MAC selection in 2016, catching 64 passes for a then school-record 1,269 yards and 11 touchdowns. Last season, he was averaging 126.3 yards per game and 18.7 yards per catch going into the EMU game on Oct. 7 in which he suffered a season-ending injury. He was granted an injury hardship waiver by the NCAA, giving him another chance to complete his senior season.

BAILEY FLINT NOMINEE FOR RAY-GUY AWARD

Sophomore Bailey Flint is a nominee for the Ray Guy Award, which honors the nation's best punter. Flint, from Melbourne, Australia, is averaging 42.0 yards per punt. Of his 36 punts this season, 16 have been downed inside the 20.

THOMPSON NOMINATED FOR SEVEN ATHLETIC, ACADEMIC AND COMMUNITY SERVICE AWARDS

Senior wide receiver Cody Thompson was named a semifinalist for the Campbell Trophy by the National Football Foundation on Sept. 26, one of seven national awards for which he is a candidate. The Campbell Trophy has recognized the best football scholar-athlete in the nation every year since 1990.

Thompson, who earned Academic All-MAC honors in 2016, graduated last December with a 3.7 GPA in marketing. He is currently pursuing his master's degree in recreation & leisure.

Thompson is also a candidate for the Biletnikoff Award, the Mayo Clinic Comeback Player of the Year, the

Wuerffel Trophy, the Allstate AFCA Good Works Team, the Jason Witten Collegiate Man of the Year Award, and the NCAA Senior CLASS Award.

KA'DAR HOLLMAN NOMINATED FOR BURLSWORTH TROPHY

Senior cornerback Ka'dar Hollman is a nominee for the Burlsworth Trophy, awarded annually to the best player in the country who began his career as a walk-on.

Hollman walked on for the Rockets in 2014, eventually becoming a starter as a sophomore in 2016. He received a scholarship following the 2016 season.

EIGHT ROCKETS ALREADY HAVE THEIR DEGREES

Eight players on the 2018 roster have already earned their undergraduate degrees.

- Yazeed Atariwa - Graduated in August and pursuing second degree.
- Andrew Davis - Graduated in August and pursuing second degree.
- Ka'dar Hollman - Graduated and attending graduate school.
- Sami Kassem - Graduated and pursuing second degree.
- Jalen Reese - Graduated and attending graduate school.
- Brock Ruble - Graduated from Florida State and attending graduate school.
- Tuzar Skipper - Graduated and pursuing second degree.
- Cody Thompson - Graduated and attending graduate school.



TOLEDO GAME NOTES

Toledo's Future Non-Conference Games

2019

Aug. 31 – at Kentucky

Sept. 14 – MURRAY STATE

Sept. 21 – at Colorado State

Sept. 28 – BYU

2020

Sept. 5 – at Tulsa

Sept. 12 – SAN DIEGO STATE

Sept. 19 – at Michigan State

2021

Sept. 11 – at Notre Dame

Sept. 25- COLORADO STATE

2022

Sept. 10 – at San Diego State

Sept. 17 – at Ohio State

2023

Sept. 2 – at Illinois

Last updated July 11, 2018

Giant Killers

"Big" UT Victories in the 21st Century

2015: Toledo 16, #18 Arkansas 12

Toledo 30, Iowa State 23 (2OT)

Toledo 32, #24 Temple 17 (Boca Raton Bowl)

2013: Toledo 45, Navy 44 (2OT)

2012: Toledo 29, #18 Cincinnati 23

2011: Toledo 42, Air Force 41 (Military Bowl)

2010: Toledo 31, Purdue 20

2009: Toledo 54, Colorado 38

2008: Toledo 13, Michigan 10

2007: Toledo 36, Iowa State 35

2006: Toledo 37, Kansas 31 - 2OT

2003: Toledo 35, #9 Pittsburgh 31

2001: Toledo 38, Minnesota 7

Toledo 23, Cincinnati 16 (Motor City Bowl)

2000: Toledo 24, Penn State 6

TOLEDO PRONUNCIATION GUIDE

Tycen Anderson
Obi Anunike
Yazeed Atariwa
Kelvin Ateman
Dedarallo Blue
Andrew Boczar
Luke Doerger
Jahneil Douglas
Nate Givhan
Mitchell Guadagni
Brandon Heidecker
Ka'dar Hollman
Saeed Holt
Desjuan Johnson
Diontae Johnson
Dyontae Johnson
Jon'Vea Johnson

TIE-sin
OH-bee ON-new-NEE-kay
YAH-zeed AH-tar-EE-wah
ATE-man
deh-DAR-low
BO-zar
DER-ger
jah-NEIL
GIV-han
GWUH-don-ee
HI-deh-ker
kuh-DAR HOLE-man
sah-EED
dah-JUAN
dee-ON-tay
dee-ON-tay
JOHN-vay

Sami Kassem
Conner Lancia
Nevone McCrimmon
Neru N'Shaka
Richard Olekanma
Tadarrius Patterson
Shakif Seymour
Tuzar Skipper
Taylor Taafe
Tre'Shun Wilson

KASS-sim
LAN-see-uh
NAY-von
nuh-ROO nuh-SHOCK-uh
oh-LAY-kah-mah
tah-DAR-ee-us
shuh-KEEF
TOO-zar
TAFE
TREY-shawn

COACHES

Ricky Ciccone
Robby Discher
Mike Hallett
Hank Poteat
Brad Bichey

CHIH-cone-NAY
DISH-er
HAL-it
PO-teet
bih-SHAY



ALL-TIME NATIONAL TV APPEARANCES

Overall Record: 52-49

Record on ESPN: 15-13

Record on ESPN2: 19-22

Record on ESPNU: 8-10

Record on ESPN Classic: 0-1

Record on ESPNews: 2-0

Record on Big Ten Network: 2-2

Record on SEC Network: 1-1

Record on CBS Sports Network: 3-2

Record on American Sports Network: 2-0

2018 (4-3)

Sept. 15: Miami (Fla.) 49, at Toledo 24 (ESPN2)
 Sept. 22: at Toledo 63, Nevada 44 (CBSSN)
 Sept. 29: at Fresno State 49, Toledo 27 (ESPNU)
 Oct. 25: Toledo 51, at WMU 24 (ESPN2)
 Oct. 31: at Toledo 45, Ball State 13 (ESPN2)
 Nov. 7: at Northern Illinois 38, Toledo 15 (ESPN2)
 Nov. 15: Toledo 56, at Kent State 34 (CBSSN)
 Dec. 21: Toledo vs. FIU - Makers Wanted Bahamas Bowl (ESPN)

2017 (5-2)

Oct. 7: at Toledo 20, Eastern Michigan 15 (CBSSN)
 Nov. 2: at Toledo 27, Northern Illinois 17 (ESPN2)
 Nov. 8: at Ohio 38, Toledo 10 (ESPN2)
 Nov. 15: Toledo 66, at Bowling Green 37 (ESPN2)
 Nov. 24: at Toledo 37, Western Michigan 10 (ESPN2)
 Dec. 2: MAC Championship Game - Toledo 45, Akron 28 (ESPN)
 Dec. 23: Dollar General Bowl - Appalachian St. 34, Toledo 0 (ESPN)

2016 (5-4)

Sept. 2: Toledo 31, at Arkansas State 10 (ESPNU)
 Sept. 30: at BYU 55, Toledo 53 (ESPN2)
 Oct. 15: at Toledo 42, BGSU 35 (American Sports Network)
 Oct. 27: Ohio 31, at Toledo 26 (CBSSN)
 Nov. 2: Toledo 48, at Akron 17 (ESPN2)
 Nov. 9: Toledo 31, at Northern Illinois 24 (ESPN2)
 Nov. 16: at Toledo 37, Ball State 19 (ESPN2)
 Nov. 25: at Western Michigan 55, Toledo 35 (ESPN2)
 Dec. 17: Camellia Bowl - Appalachian St. 31, Toledo 28 (ESPN)

2015 (6-2)

Sept. 12: Toledo 16, at Arkansas 12 (SEC Network)
 Sept. 19: at Toledo 30, Iowa State 23 - 2OT (ESPNews)
 Oct. 3: Toledo 24, at Ball State 10 (American Sports Network)
 Nov. 3: Northern Illinois 32, at Toledo 27 (ESPN2)
 Nov. 10: Toledo 28, at Central Michigan 23 (ESPN2)
 Nov. 17: Toledo 44, at Bowling Green 28 (ESPN2)
 Nov. 27: Western Michigan 35, Toledo 30 (CBS Sports Network)
 Dec. 22: Marmot Boca Raton Bowl - Toledo 32, Temple 17 (ESPN)

2014 (3-3)

Sept. 6: Missouri 49, at Toledo 24 (ESPN)
 Sept. 12: at Cincinnati 58, Toledo 34 (ESPNU)
 Nov. 4: Toledo 30, at Kent State 20 (ESPNU)
 Nov. 11: at Northern Illinois 27, Toledo 24 (ESPN2)
 Nov. 19: at Toledo 27, Bowling Green 20 (ESPN2)
 Jan. 4: GoDaddy Bowl - Toledo 63, Arkansas State 44 (ESPN)

2013 (2-3)

Aug. 31: at Florida 24, Toledo 6 (SEC Network)
 Sept. 7: at Missouri 38, Toledo 23 (ESPNU)
 Oct. 19: at Toledo 45, Navy 44 (2OT) (ESPNews)
 Nov. 12: at Toledo 51, Buffalo 41 (ESPNU)
 Nov. 20: Northern Illinois 35, at Toledo 17 (ESPN2)

2012 (1-4)

Sept. 1: at Arizona 24, Toledo 17 (OT) (ESPNU)
 Nov. 6: Ball State 34, at Toledo 27 (ESPN2)
 Nov. 14: at Northern Illinois 31, Toledo 24 (ESPN2)
 Nov. 20: at Toledo 35, Akron 23 (ESPN2)
 Dec. 15: Potato Bowl - Utah State 41, Toledo 15 (ESPN)

2011 (3-3)

Sept. 10: at Ohio State 27, Toledo 22 (Big Ten Network)
 Sept. 16: Boise State 40, at Toledo 15 (ESPN)
 Nov. 1: Northern Illinois 63, at Toledo 60 (ESPN2)
 Nov. 8: at Toledo 66, WMU 63 (ESPNU)
 Nov. 18: Toledo 44, at CMU 17 (ESPNU)

Dec. 28: Military Bowl - Toledo 42, Air Force 41 (ESPN)

2010: (2-3)

Sept. 3: Arizona 41, at Toledo 2 (ESPN)
 Sept. 25: Toledo 31, at Purdue 20 (Big Ten Network)
 Nov. 9: at Northern Illinois 65, Toledo 30 (ESPN2)
 Nov. 17: at Toledo 33, Bowling Green 14 (ESPN2)
 Dec. 26: LCP Bowl - FIU 34, Toledo 32 (ESPN)

2009: (1-2)

Sept. 5: at Purdue 52, Toledo 31 (Big Ten Network)
 Sept. 11: at Toledo 54, Colorado 38 (ESPN)
 Nov. 11: at Central Michigan 56, Toledo 28 (ESPN2)

2008: (1-3)

Sept. 20: Fresno State 55, at Toledo 54 - 2OT (ESPNU)
 Oct. 11: Toledo 13, at Michigan 10 (Big Ten Network)
 Nov. 5: at Akron 47, Toledo 30 (ESPNU)
 Nov. 28: Bowling Green 38, at Toledo 10 (ESPN Classic)

2007: (0-3)

Sept. 1: Purdue 52, at Toledo 24 (ESPNU)
 Nov. 13: at Ball State 41, Toledo 20 (ESPN2)
 Nov. 23: at Bowling Green 37, Toledo 10 (ESPNU)

2006: (3-3)

Sept. 15: at Toledo 37, Kansas 31 - 2OT (ESPN2)
 Sept. 30: at Pittsburgh 45, Toledo 3 (ESPNU)
 Oct. 7: Central Michigan 42, at Toledo 20 (ESPNU)
 Nov. 7: Toledo 17, at Northern Illinois 13 (ESPN2)
 Nov. 14: Ball State 20, at Toledo 17 (ESPN2)
 Nov. 21: at Toledo 31, Bowling Green 21 (ESPN2)

2005: (3-2)

Sept. 27: at Fresno State 44, Toledo 14 (ESPN2)
 Nov. 4: Toledo 30, at Ohio 21 (ESPN2)
 Nov. 16: Northern Illinois 35, at Toledo 17 (ESPN2)
 Nov. 22: Toledo 44, at Bowling Green 41 (2OT) (ESPN2)
 Dec. 21: GMAC Bowl - Toledo 45, UTEP 13 (ESPN)

2004: (4-3)

Sept. 4: at Minnesota 63, Toledo 21 (ESPN2)
 Oct. 16: at Toledo 31, Ohio 13 (ESPN)
 Nov. 2: at Miami 23, Toledo 16 (ESPN2)
 Nov. 9: Toledo 31, at Northern Illinois 17 (ESPN2)
 Nov. 23: at Toledo 49, Bowling Green 41 (ESPN2)
 Dec. 2: MAC Championship - Toledo 35, Miami 27 (ESPN)
 Dec. 27: Motor City Bowl - UConn 39, Toledo 10 (ESPN)

2003: (1-2)

Aug. 29: at UNLV 28, Toledo 18 (ESPN)
 Sept. 12: Toledo 24, at Marshall 17 (ESPN)
 Nov. 29: Bowling Green 31, Toledo 23 (ESPN)

2002: (0-2)

Dec. 7: MAC Championship - at Marshall 49, Toledo 45 (ESPN2)
 Dec. 26: Motor City Bowl - Boston College 51, Toledo 25 (ESPN)

2001: (3-0)

Nov. 6: at Toledo 41, Western Michigan 35 (ESPN)
 Nov. 30: MAC Championship - at Toledo 41, Marshall 36 (ESPN)
 Dec. 29: Motor City Bowl - Toledo 23 vs. Cincinnati 16 (ESPN)

2000: (2-0)

Sept. 2: Toledo 24, at Penn State 6 (ESPN2)
 Nov. 22: at Toledo 51, Bowling Green 17 (ESPN2)

1999: (0-1)

Oct. 14: at Marshall 38, Toledo 13 (ESPN)

1998: (0-1)

Dec. 4: MAC Championship - at Marshall 23, Toledo 17 (ESPN2)

1997: (0-1)

Dec. 5: MAC Championship - at Marshall 34, Toledo 14 (ESPN2)

1995: (1-0)

Dec. 14: Las Vegas Bowl - Toledo 40 vs. Nevada 37 (OT) (ESPN)

1987: (0-1)

Nov. 5: Eastern Michigan 38, at Toledo 9 (ESPN)

1984: (1-0)*

Dec. 15: California Bowl - UNLV 30, Toledo 13 (ESPN)
 * Game later forfeited to Toledo

1981: (1-0)

Dec. 19: California Bowl - Toledo 27, vs. San Jose State 25 (ESPN)



HEAD COACH JASON CANDLE



Jason Candle has played a major role in the success of the University of Toledo football program for the past nine years, first as an assistant coach and then as head coach. Candle assumed the Rockets' head coaching role in December of 2015 following seven successful seasons as an assistant. He has since embarked on a quest that has taken an already outstanding program to even greater heights.

In three seasons as Toledo's head coach, Candle's record is 28-12. The Rockets have earned a berth into a bowl game in each of those years, including the Makers Wanted Bahamas Bowl this season.

In 2017, his Rockets achieved an 11-3 record and won the Mid-American Conference Championship with a 45-28 victory over Akron in the MAC title game. Candle was named MAC Coach of the Year, leading the Rockets to their first outright MAC West Division crown since 1998 and first league championship since 2004.

Prior to assuming the helm of the Midnight Blue and Gold, Candle had been serving as the program's associate head coach/offensive coordinator. But his status suddenly changed when on Dec. 2, 2015, UT Athletic Director Mike O'Brien chose him to become the 27th head football coach in the storied history of Toledo football.

Following his introductory news conference, Candle had less than three weeks to put together a coaching staff and prepare his team for the Marmot Boca Raton Bowl. Twenty days later, Candle and the Rockets celebrated a 32-17 victory over No. 24 Temple in the rain of south Florida. The triumph capped a 10-2 season for the Rockets and gave Candle a head coaching debut to remember.

In his first full season as Toledo's leader in 2016, Candle led the Rockets to a 9-4 season and a berth in the Raycom Media Camellia Bowl. Candle's second season was even better as the Rockets followed up with the 2017 MAC Championship title.

Taking the Helm in 2015

Candle's first two months on the job were a whirlwind of activity. First, he had to prepare his team for a battle with a very strong Temple team in the Marmot Boca Raton Bowl. Despite being short-staffed, the Rockets were ready for the No. 24 Owls, holding them to just three points and 67 yards of offense in the first half. Toledo dominated the fourth quarter, too, outscoring Temple, 20-8, in the final 15 minutes to come away with a 32-17 victory.



HEAD COACH JASON CANDLE

Next on Candle's agenda was completing his coaching staff and signing the next generation of Rockets. Candle added eight assistants to the staff, as well as a strength and conditioning coach, a director of high school relations and a director of football operations. The newcomers helped Candle put the finishing touches on a recruiting class that was ranked second in the MAC by ESPN.com.

Firing Up the Rockets in 2016

Candle's first full season as head coach of the Rockets was filled with memorable highlights. Toledo won nine games and earned a berth into the Raycom Media Camellia Bowl, its sixth bowl berth in the previous seven years.

The 2016 Rockets featured one of the top offenses in the country, ranking in the top 10 in five offensive categories, including passing efficiency (second), third-down conversions (fifth), total offense (seventh) and passing offense (10th). Toledo set the school record with an average of 517.8 yards per game.

The Rockets' 2016 roster housed a record nine players who were on the official watch lists for national awards. Twelve Rockets made All-MAC, including a league-high seven first-team selections. Junior quarterback Logan Woodside led the nation with 45 touchdown passes and was named a contender for the Heisman Trophy by the Heisman Trophy Trust. Senior tight end Michael Roberts led the nation's tight ends with 16 TD catches and was named first-team All-America by the Football Writers Association of America. Senior running back Kareem Hunt finished his career as UT's all-time leading rusher with 4,945 yards. Roberts and Hunt were chosen to play in the 2017 Senior Bowl, while offensive lineman Storm Norton and defensive tackle Treyvon Hester joined Roberts as selections for the East-West Shrine Game.

Following the 2016 season, a record eight Rocket seniors were either selected in the 2017 NFL Draft, signed as free agents or invited to mini-camps. Three Rockets — Kareem Hunt, Michael Roberts and



Candle has coached 15 players who have played in the NFL. Four Rockets have been selected in the last two NFL drafts.

Treyvon Hester — were drafted, the most since the NFL went to its current seven-round format in 1994. Hunt, a running back, was a third-round pick of the Kansas City Chiefs. Roberts (tight end) was taken in the fourth round by Detroit, while Hester (defensive tackle) was chosen by the Oakland Raiders in the seventh round. Hunt went on to lead the NFL in rushing as a rookie.

A MAC Championship in 2017

Candle took the Rockets to even greater heights in his second season as head coach. Toledo went 11-3 and won its first MAC Championship in 13 years. UT earned a trip to the MAC Championship Game by winning the MAC West Division with a 7-1 mark.

Toledo's offense dominated once again, leading the MAC in total offense (483.9) and finishing second in scoring (36.4). Candle was honored as the MAC Coach of the Year.

Six Rockets earned a total of seven first-team All-MAC honors, including senior quarterback Logan Woodside, who also was honored with the Vern Smith Award (league MVP) and was named the MAC's Offensive Player of the Year. He was also named a contender for the Heisman Trophy by the Heisman Trophy Trust for the second consecutive season. Along the way, Woodside set the school record for career passing yards and touchdown



Candle's record at Toledo in 10 years in the program is 81-43. In 16 years of coaching at the college level, Candle has been part of 15 teams with winning records.



HEAD COACH JASON CANDLE

passes.

Toledo also earned an invitation to the Dollar General Bowl, its seventh bowl appearance in the past eight years.

After the season, Woodside was chosen to play in the NFLPA Collegiate Bowl and the State Farm All-Star Football Challenge. He was drafted in the seventh round by the Cincinnati Bengals, becoming the fourth Rocket in two years to be selected in the draft. Five other Rockets signed free-agent contracts immediately following the draft, the most in school history.



Candle was named MAC Coach of the Year in 2017 after leading Toledo to a 11-3 mark.

ing the 50-point barrier a school-record six times. At the conclusion of the regular season, the Rockets ranked second in the MAC in scoring offense (41.2) and total offense (448.5). UT featured a balanced attack, with three running backs with over 500 yards rushing and three receivers with over 500 yards receiving. Junior Diontae Johnson, who earned first-team All-MAC at wide receiver and punt return, and second-team at kickoff return, was named the MAC Special Teams Player of the Year. Senior wide receiver Cody Thompson also was a first-team All-MAC pick for the second time.

Another Bowl Berth in 2018

In 2018, Candle led the Rockets to their eighth bowl berth in the past nine years, four with Candle as the head coach, when UT was invited to play FIU in the Makers Wanted Bahamas Bowl.

Toledo won four of its last five games to finish the regular season with a 7-5 mark, making the Rockets one of only nine FBS schools to have a winning record in each of the past nine seasons.

Toledo relied on its high-powered offense, crack-

Guiding the Rocket Offense as an Assistant

Under Candle's guidance as offensive coordinator, the Toledo offense was prolific. His final season as the OC in 2015 was no exception. The Rockets were 10-2 that year, and ranked third in the Mid-American Conference in scoring offense (35.0) and total offense (460.9 yards per game). Four Rockets earned All-MAC honors on offense, including first-team honoree Storm Norton (OL).

Junior running back Kareem Hunt came back from injuries to lead the MAC in rushing with 108.1 yards per game. Toledo led the MAC in rushing, averaging nearly 208 yards per contest, and ranked No. 2 in the nation in fewest sacks allowed (five). UT went on to beat No. 24 Temple in the Marmot Boca Raton Bowl.

In 2014, UT led the MAC in just about every major offensive category, including scoring offense (36.6), total offense (490.5) and rushing offense (256.4). The 2014 season culminated with a nine-touchdown outburst in a 63-44 victory over Arkansas State in the GoDaddy Bowl for the 9-4 Rockets.

Six Rockets earned All-MAC recognition on offense in 2014, with senior center Greg Mancz snagging second-team All-America honors and the Vern Smith Leadership Award, given annually to the



Candle celebrates Toledo's 2017 MAC Championship Game victory with UT Athletic Director Mike O'Brien and UT President Sharon Gaber.



HEAD COACH JASON CANDLE

top player in the MAC. Sophomore running back Kareem Hunt ranked 10th in the nation in rushing (1,631 yards) and second in yards per carry (7.96). Candle also skillfully guided the Rocket quarterbacks through a challenging season in which the top three signal-callers were all injured at the same time late in the season.

In 2013, the Rockets averaged 33.0 points and 447.3 yards of total offense per game. Toledo's running game was especially effective, ranking second in the Mid-American Conference with 240.6 yards per contest. In addition, seven players on the offensive side of the ball earned All-MAC honors, including two-time first-team running back David Fluellen.

In his debut as offensive coordinator in 2012, Candle helped guide the third-ranked offense in the MAC, as UT averaged 445.2 yards per game. The Rockets had five offensive players make the All-MAC team, propelling them to a 9-4 mark and a trip to the Famous Idaho Potato Bowl.

Making his Mark as Receivers Coach

As the receivers coach from 2009-11, Candle mentored one of the most decorated receivers in Rocket history, Eric Page. Page caught 306 passes in his career, the most ever by a Division I-BCS receiver in three seasons. A three-time All-MAC player, Page broke virtually every UT receiving record and tied the MAC record for career receptions.

In 2011, the Rockets went 9-4 and won their first bowl game in six years, a 42-41 victory over Air Force in the Military Bowl. Sophomore wide receiver Bernard Reedy caught three touchdown passes and was named the game's MVP. Page caught a school-record 125 passes for the season and earned first-team All-MAC honors.

In 2010, the Rockets went 8-5 and made their first bowl appearance in five seasons. Page caught 99 passes and was a first-team All-MAC honoree at wide receiver, earning All-America honors as a kickoff returner, as well. In 2009, Candle coached the slot receivers and tight ends. He helped guide Page to an outstanding freshman



Six of Candle's 13 seasons as an assistant football coach were as a coordinator. He was just 27 years old when he was named offensive coordinator at Mount Union.

season. Page led the nation in receptions (82) and yardage (1,159) by a freshman and was named first-team Freshman All-America by Phil Steele Magazine and the College Football News.

Academics

The tradition of academic excellence in the Toledo Football program will always be a top priority with Candle. The Rockets have led the Mid-American Conference in the NCAA's Academic Progress Rate (APR) in four of the past five years, with marks of 975 and 981 in the past two years.

APR measures the progress toward earning a degree for student-athletes. Toledo's high APR numbers translate into diplomas. Twenty-six of the players on the 2017 roster

were eligible to participate in either the fall or spring graduation ceremonies. A total of 13 players earned their bachelor's degrees prior to the start of the 2017 season, the third-highest number in the NCAA-FBS.

In the fall of 2017, the Rockets earned a 3.001 team GPA, only the second time in school history that the football team has surpassed the 3.0 GPA mark. The Rockets followed that with a 2.96 GPA in the spring of 2018.

Recruiting

Toledo's last two recruiting classes under Candle have been lauded as the best in the Mid-American Conference by most of the major recruiting services. The 2018 class was ranked No. 1 by Scout.com and 247 Sports, while the 2017 class was at the top of the MAC list by every major recruiting service. That's nothing new for Candle, who has a long history of recruiting excellence.

Candle's first recruiting class as UT's head coach in 2016 was rated No. 2 in the MAC by ESPN.com despite the fact that he assumed the head coaching job just two months before Signing Day. Even more impressive is the fact that all but two of Candle's assistant coaches were new to the program during the critical final two months of the recruiting season.

As an assistant coach, Candle was regularly men-



HEAD COACH JASON CANDLE

tioned among the nation's top recruiters. In 2010, he was named one of the top recruiters in the nation by Rivals.com. He was one of only nine coaches in the country from non-automatic BCS qualifying conferences to be named to the list and the only coach from the MAC. Candle also was named the Mid-American Conference "Recruiter of the Year" by Scout.com in both 2011 and 2012. Toledo's 2011 recruiting class was ranked No. 1 in the MAC by both Scout and Rivals. In 2014, Candle was named one of only two MAC assistants to be named among the top recruiters in the "Group of Five" conferences by Rivals.

Coaching Origins at Mount Union/Family

Candle joined the Rockets' staff in 2009 after spending both his playing and coaching career under head coach Larry Kehres at Mount Union. In Candle's six years as an assistant at Mount Union, the Purple Raiders went 83-4 and won NCAA Division III national championships in 2005, 2006 and 2008. The 2003 and 2007 teams lost in the national championship game.

A 2003 Mount Union graduate, Candle was an All-Ohio Athletic Conference first-team selection in 2001 as he led the team in receptions (41), yards receiving (778) and touchdowns (9). He was a key member of the 2000 and 2001 national championship teams and finished his

career with 57 grabs for 1,037 yards and 11 scores.

Candle, a native of Salem, Ohio, began his coaching career at Mount Union in 2003 as the receivers coach. In the 2004 and 2005 seasons, he worked with Matt Campbell, who was the Purple Raiders' offensive coordinator at the time. Candle took over the post of offensive coordinator in 2007, and also assumed the duties as the program's recruiting coordinator.

In Candle's two seasons as offensive coordinator, the Purple Raiders went 29-1, winning the national championship in 2008 and finishing as runners-up in 2007. Mount Union offensive players earned nine All-American honors in Candle's two seasons running the offense. QB Greg Micheli was honored in 2008 with the Gagliardi Trophy, given annually to the best NCAA Division III player in the nation. Candle also helped guide two Purple Raider receivers to All-American status during his time as the receivers coach from 2003-08. One of those All-American receivers, Pierre Garcon, is a starting wide receiver for the San Francisco 49ers. The other was Cecil Shorts, a fourth-round draft pick of the Jacksonville Jaguars in 2011.

Candle and his wife Nicole have a daughter, Avery, who was born in May of 2017 and a son, Cameron, who was born in August of 2018.



Candle joined his players at the 2018 UT graduation ceremony at the Glass Bowl. Twenty-six Rockets earned their diplomas last season, and the team GPAs were 3.001 in the fall and 2.96 in the spring. Toledo has also led the MAC in Academic Progress Rate (APR) scores in four of the past five seasons.

NFL PLAYERS COACHED BY JASON CANDLE



Logan Woodside, Toledo's all-time leading passer, was selected in the seventh round of the 2018 NFL Draft by Cincinnati.

NFL Players Coached by Jason Candle (2004-18)

- **Olasunkanmi Adeniyi (Toledo 2014-17):** Pittsburgh
- **Ruben Carter (Toledo 2015):** Dallas
- **David Fluellen (Toledo 2010-13):** Tennessee
- **Pierre Garcon (Mount Union 2004-07):** Indianapolis, Washington, San Francisco
- **Treyvon Hester (Toledo 2013-16):** Oakland, Philadelphia
- **Kareem Hunt (Toledo 2013-16):** Kansas City
- **Zac Kerin (Toledo 2010-13):** Minnesota, Detroit
- **Greg Mancz (Toledo 2011-14):** Houston
- **Elijah Nkansah (Toledo 2013-17):** Seattle
- **Danny Noble (Toledo 2008-11):** Tampa Bay, Jacksonville
- **Storm Norton (Toledo 2013-16):** Detroit, Minnesota
- **Eric Page (Toledo 2009-11):** Tampa Bay
- **Bernard Reedy (Toledo 2010-13):** Atlanta, Tampa Bay
- **Michael Roberts (Toledo 2013-16):** Detroit
- **Alonzo Russell (Toledo 2012-15):** Cincinnati, NY Giants
- **Cecil Shorts (Mount Union 2006-10):** Jacksonville, Houston, Tampa Bay
- **Stephen Williams (Toledo 2006-09):** Arizona, Seattle, Jacksonville, Miami

* As of Dec. 3, 2018.



Michael Roberts is in his second season with the Detroit Lions.



HEAD COACH JASON CANDLE

Personal Information

Age: 39

Hometown: Salem, Ohio

High School: West Branch High School

Family: Wife Nicole and daughter Avery, born in May of 2017.

Education: Bachelor's degree in physical education and health, Mount Union, 2003



Record as a Head Coach

Year	School	Position	Record	MAC	Highlights
2015	Toledo	Head Coach	1-0	0-0	MAC West co-champion/ Boca Raton Bowl Champions
2016	Toledo	Head Coach	9-4	6-2	Raycom Media Camellia Bowl
2017	Toledo	Head Coach	11-3	7-1	MAC Champions/MAC Coach of the Year/Dollar General Bowl
2018	Toledo	Head Coach	7-5	5-3	Makers Wanted Bahamas Bowl
Career Record			28-12	18-6	

Record as an Assistant Coach

Year	School	Position	Record / Highlights
2002	Mount Union	Receivers	14-0 / D-III National Champions
2003	Mount Union	Receivers	13-1 / D-III National Runnersup
2004	Mount Union	Receivers	12-1
2005	Mount Union	Receivers	14-1 / D-III National Champions
2006	Mount Union	Receivers	15-0 / D-III National Champions
2007	Mount Union	Offensive Coordinator	14-1 / D-III National Runnersup
2008	Mount Union	Offensive Coordinator	15-0 / D-III National Champions
2009	Toledo	Slot Receivers/Tight Ends	5-7
2010	Toledo	Receivers	8-5 / Little Caesars Pizza Bowl
2011	Toledo	Receivers	8-4 / Military Bowl Champions
2012	Toledo	Offensive Coordinator/Wide Receivers	9-4 / Famous Idaho Potato Bowl
2013	Toledo	Offensive Coordinator/Wide Receivers	7-5
2014	Toledo	Offensive Coordinator/Quarterbacks	9-4 / GoDaddy Bowl Champions
2015	Toledo	Offensive Coordinator/Quarterbacks	10-2/Marmot Boca Raton Bowl Champions

Bowl Games Participated in as a Coach

2010 Little Caesars Pizza Bowl
 2011 Military Bowl
 2012 Famous Idaho Potato Bowl
 2015 GoDaddy Bowl (2014 season)
 2015 Marmot Boca Raton Bowl
 2016 Raycom Media Camellia Bowl
 2017 Dollar General Bowl
 2018 Makers Wanted Bahamas Bowl

NCAA Division III National Champions Won as a Coach

2002 Mount Union
 2005 Mount Union
 2006 Mount Union
 2008 Mount Union

NCAA Division III National Championship Game Runner-Up as a Coach

2003 Mount Union
 2007 Mount Union

College Football Playing Career

Wide Receiver, Geneva (Pa.) College, 1998, 1999
 Wide Receiver, Mount Union 2000, 2001
 First-Team All-OAC 2001

NCAA Division III National Champions Won as a Player

2000 Mount Union
 2001 Mount Union





TOLEDO COACHING STAFF



Jason Candle
Head Coach
Mount Union '03



Brian George
Defensive Coordinator/
Defensive Line
Ohio '94



Brian Wright
Offensive Coordinator/
Quarterbacks
Wooster '94



Mike Bellamy
Wide Receivers
Illinois '90



Ricky Ciccone
Nickel Backs/
Dir. of High School Relations
Mount Union '05



Kerry Dixon
Running Backs
Hampton '04



Robby Discher
Tight Ends/
Special Teams Coordinator
William Jewel '09



Mike Hallett
Offensive Line
Mount Union '94



Hank Poteat
Cornerbacks
Pittsburgh '11



Mike Ward
Linebackers
Georgetown (Ky.) '84



Ross Watson
Safeties
Mount Union '05



Kevin Beard
Dir. of Player Personnel/
Asst. Recruiting Coordinator
Miami (Fla.) '03



Brad Bichey
Strength & Conditioning
West Liberty State '08



Nate Cole
Director of Player
Development
Toledo '11



Andrew Terwilliger
Director of Football
Operations
Otterbein '08



2018 TOLEDO ALPHABETICAL ROSTER

No.	Name	Pos.	Ht.	Wt.	Cl.	Hometown-High School/Transfer or Prep
23x	Allen, Jamal	CB	5-11	185	Fr. (R)	Livonia, Mich.-Churchill
15x	Anderson, Tycen*	DB	6-2	196	So.	Toledo, Ohio-St. John's Jesuit
7x	Anunike, Obi	DE	6-4	242	Fr. (R)	Lewis Center, Ohio-Olentangy
79	Ashman, Conner	OL	6-2	270	Fr. (R)	Bowling Green, Ohio-Bowling Green
78	Atariwa, Yazeed***	OL	6-4	315	Sr.	Sterling, Va.-Dominion
61	Ateman, Kelvin	OL	6-6	305	Fr. (R)	Detroit, Mich.-Cass Tech
39x	Bannister, Alex	DB	5-10	174	Fr. (R)	Monroe, Ohio-Monroe
37x	Bauer, Nate	DB	6-0	190	Fr.	Akron, Ohio-Archbishop Hoban
85	Beale, Adam	WR	5-8	150	Fr.	Holland, Ohio-Springfield
58	Bell, Cameron*	OL	6-8	340	Jr.	Sagamore Hills, Ohio-Nordonia
68	Berg, Mitchell	OL	6-6	305	Fr. (R)	Maumee, Ohio-Toledo St. John's Jesuit
36x	Bernard, Desmond	CB	5-9	184	Fr. (R)	Lexington, Ky.- Bryan Station
32x	Blackman, Rhett*	WR	5-9	190	Jr.	Lansing, Mich.-Everett
86	Blevins, Blake	WR	6-2	190	Jr.	Ottawa, Ohio-Ottawa-Glandorf
21x	Blue, DeDarallo**	S	6-0	220	Jr.	Tampa, Fla.-Armwood
46	Boczar, Andrew*	DL	6-4	260	Jr.	Monroe, Mich.-Monroe
31	Bolden, Daniel	LB	6-1	242	Fr.	Cincinnati, Ohio-Colerain
2x	Bradley, Carter	QB	6-3	208	Fr.	Jacksonville, Fla.-Providence
29	Carter, Dakari	WR	5-9	167	Fr.	Bedford Heights, Ohio-Streetsboro
98	Chambers, Tyrone*	DL	6-5	340	So.	Cleveland, Ohio-Lyndhurst Brush
93	Childress, Nate**	DL	6-3	292	Jr.	Rossford, Ohio-Rossford
24x	Clark, Justin*	CB	5-11	177	So.	Pontiac, Mich.-West Bloomfield
17x	Cluckey, Thomas	PK	6-1	175	Fr.	Oregon, Ohio-Clay
87x	Cooper, Jalin	WR	6-4	180	Fr.	Medina, N.Y.-Medina
88	Corbett, Darius	WR	6-1	175	Fr. (R)	Tampa, Fla.-Tampa Catholic
56	Cotterman, Chandler*	OL	6-3	295	Jr.	Anna, Ohio-Anna
9x	Craft, Evander	LB	6-3	220	Jr.	St. Francis, Wis.-St. Francis / College of DuPage
35	Crider, AJ	LB	6-1	223	Fr. (R)	Clinton, Pa.-Hookstown South Side
8x	Davis, Andrew*	WR	6-4	215	Jr.	St. Petersburg, Fla.-Lakewood
43	Davis, Erik*	LB	6-2	202	Jr.	Rossford, Ohio-Rossford
90	Davis, LaMarr	DL	6-1	307	Jr.	Garfield Heights, Ohio-Benedictine
65	Doerger, Luke*	OL	6-3	285	So.	Cincinnati, Ohio-La Salle
54x	Douglas, Jahneil	DL	6-3	292	Fr. (R)	Toledo, Ohio-Start
74	Dumont, Lavel	OL	6-4	280	Fr.	Tampa, Fla.-Wharton
53	Dunn, Devonte'	DL	6-2	280	Fr. (R)	Plainfield, Ill.-Nazareth Academy
70	Ervin, Cameron	OL	6-2	270	Fr.	Akron, Ohio-St. Vincent St. Mary's
64	Fenn, Josh	OL	6-4	320	So.	Lorain, Ohio-Lorain
2x	Fisher, Jordan**	LB	6-3	238	Jr.	Leesburg, Va.-Tuscarora
49	Flint, Bailey*	P	6-4	226	So.	Melbourne, Australia
38	Ford, Zachary	DB	6-3	194	Fr. (R)	Cleveland, Ohio-Cleveland Heights
14x	Gilliam, Reggie*	TE/RB	6-0	240	Jr.	Columbus, Ohio-Westland
48	Givhan, Nate	DL	6-4	237	Fr. (R)	Montgomery, Ala.-Carver
51	Green, Chris*	DE	6-0	248	Jr.	Toledo, Ohio-Central Catholic
6x	Guadagni, Mitchell*	QB	6-2	210	Jr.	Hudson, Ohio-Hudson
72	Harris, Bryce**	OL	6-3	285	Jr.	Akron, Ohio-Firestone
30	Hartley, Chase	LB	6-1	220	Fr.	Port St. Lucie, Fla.-West Centennial
69	Haslem, Kedonis	OL	6-5	287	Fr. (R)	Miami, Fla.-St. Thomas Aquinas
76	Head, Conor	OL	6-3	261	Fr.	Richfield, Ohio-Revere
57	Heidecker, Brandon*	OL	6-6	315	Jr.	Columbia Station, Ohio-Columbia
22x	Hendy, Jordan	CB	6-1	180	Jr.	Sunnyvale, Calif.-Fremont HS / College of San Mateo
36x	Heuerman, Matt	TE	6-5	210	So.	Naples, Fla.-Baron Collier/Florida Gulf Coast
91	Hines, Jamal	DE	6-2	240	Fr.	Cincinnati, Ohio-Princeton
13x	Hollman, Ka'dar**	CB	6-0	192	Sr.	Burlington, N.J.-Burlington Township
20	Holt, Saeed	S	6-0	190	Fr.	Pittsburgh, Pa.-Woodland Hills
96	Hood, David*	DT	6-1	281	So.	Miami Gardens, Fla.-Miami Carol City
97	Howard, Reggie*	DT	6-3	285	Sr.	Cincinnati, Ohio-Withrow/Fort Scott (Kan.) CC
92	Hudson, Jake	DE	6-4	246	Jr.	Mission Viejo, Calif.-Tesoro / Saddleback CC
85	Johnson, Desjuan	DE	6-3	240	Fr.	Detroit, Mich.-East English Village Prep



2018 TOLEDO ALPHABETICAL ROSTER

3	Johnson, Diontae**	WR	5-11	185	Jr.	Ruskin, Fla.-Lennard
45	Johnson, Dyontae	OLB	6-2	210	Fr.	Detroit, Mich.-Cass Tech
7x	Johnson, Jon'Vea***	WR	6-0	190	Sr.	Gary, Ind.-West Side
86x	Johnson II, Melvin	DE	6-3	280	Jr.	Las Vegas, Nev.-Canyon Springs / Riverside CC
5	Jones, Ronnie**	RB	6-1	195	Jr.	Pittsburgh, Pa.-Central Catholic
67	Kassem, Sami*	OL	6-4	320	Sr.	Cincinnati, Ohio-Indian Hills / ASA (N.Y.) College
12x	King, DeAmonte	DB	5-11	186	Fr. (R)	Akron, Ohio-St. Vincent-St. Mary
22x	Koback, Bryant	RB	6-0	195	Fr. (R)	Holland, Ohio-Springfield/Kentucky
83	Kovacs, Nick	WR	6-3	205	Fr. (R)	Springboro, Ohio-Springboro
14x	Lacey, Michael	DB	5-9	175	Fr.	Cleveland, Ohio-Benedictine
50	Lancia, Connor*	LB	6-0	210	Jr.	Galloway, Ohio-Bishop Ready
63	Lankford, Woodford	OL	6-4	276	Fr. (R)	Paris, Ky.-Lexington Catholic Central
11x	Long, Austin	P	6-2	195	Fr.	Toledo, Ohio-Whitmer
60	Long, Tyler	OL	6-4	295	Fr.	Toledo, Ohio-Springfield
19x	Maddox, Devin	WR	5-9	163	Fr.	Lakewood, OH-Cleveland St. Edward's
94	Mathews, Edrick*	DT	6-3	303	So.	Detroit, Mich.-Cass Tech
55	Maynard, Lucas*	DE	6-3	248	Jr.	Ashville, Ohio-Teays Valley
34x	McCrimmon, Nevone*	RB	5-11	236	So.	Baltimore, Md.-Mount St. Joseph
4	McKinley-Lewis, Danzel**	WR	5-10	190	Jr.	Pittsburgh, Pa.-Seton LaSalle
54x	Mills, Sean	LS	6-2	220	So.	Metuchen, N.J.-St. Joseph/Illinois
80	Mitchell, Bryce*	WR	6-3	200	So.	Toledo, Ohio-Bowsher
84	Morgan, Alex	TE	6-5	245	Fr.	Pickerington, Ohio-Pickerington Central
52	Mullins, Derrius	DL	6-5	335	Fr. (R)	Columbus, Ohio-Saint Francis DeSales
47	Nossaman, CJ	LS	5-11	175	Fr.	Powell, Ohio-Olentangy Liberty
15x	N'Shaka, Neru*	WR	5-11	185	So.	Miami Gardens, Fla.-Hallandale
42	Olekanma, Richard***	LB	6-2	245	Sr.	Downers Grove, Ill.-North
44	Patterson, Tadarrius	LB	6-1	220	Fr. (R)	Birmingham, Ala.-Carver
12x	Peters, Eli	QB	6-2	185	So.	Jacksonville, Fla.-Sandalwood
10	Phillips, Desmond**	WR	5-10	187	Jr.	Miami, Fla.-Jackson
13x	Reese, Jalen	QB	6-3	206	Sr.	Mansfield, Ohio-Mansfield
32x	Roberts, Keelen*	CB	5-11	180	So.	Miami Gardens, Fla.-Carol City
27	Robinson, Kahlil*	DB	6-0	178	Jr.	Charlotte, N.C.-Southlake Christian Academy
34x	Rogers, Devan	DT	6-2	285	Fr.	Sidney, Ohio-Sidney
89	Rosi, Drew*	TE	6-4	245	So.	Powell, Ohio-Olentangy Liberty
73	Rosi, Nick	OL	6-3	280	Fr.	Powell, Ohio-Olentangy Liberty
95	Ross, Willie**	DT	6-1	248	Jr.	Ravenna, Ohio-Ravenna
71	Ruble, Brock	OL	6-8	330	Sr.	Charlotte Hall, Md.-DeMatha Catholic/Florida State
41	Sample, Alex	DL	6-3	240	Fr.	Sylvania, Ohio-Northview
21x	Seymour, Shakif*	RB	5-11	225	So.	Cleveland, Ohio-Parma Heights Holy Name
23x	Sims, Nicholas	RB	5-11	195	Fr. (R)	Mobile, Ala.-Murphy
99	Skipper, Tuzar**	DL	6-3	245	Sr.	Norwich, Conn.-Norwich Free Academy / Monroe (N.Y.) College
26	Sutherland, Caleb	S	6-0	181	Fr.	Seffner, Fla.-Armwood
17x	Taafe, Tyler***	LB	6-1	230	Sr.	Hubbard, Ohio-Hubbard
87x	Taylor, Terrance	DE	6-4	214	Fr.	Chicago, Ill.-Phillips
8x	Teachey, Josh***	S	5-11	195	Sr.	Waldorf, Md.-McDonough
33	Thompkins, Art**	RB	5-8	187	Jr.	Pittsburgh, Pa.-Woodland Hills
25x	Thompson, Cody****	WR	6-2	207	Sr.	Huron, Ohio-Huron
35x	Tilque, Josh	LS	5-11	170	Fr.	Statesville, N.C.-Statesville
81	Turner, Jamal	TE	6-6	240	Fr. (R)	Montgomery, Ala.-Carver
37x	Vest, Jameson***	PK	5-10	195	Sr.	Peachtree City, Ga.-Our Lady of Mercy
24x	Wellons, D.J.	PK	5-10	187	Fr. (R)	Elmore, Ohio-Woodmore
39x	Wiley, Ty-Kelynn	S	6-0	175	Fr.	Pickerington, Ohio-Pickerington North
11x	Williams, Jalynn	CB	5-10	195	Fr.	St. Petersburg, Fla.-St. Petersburg
28	Williams, Victor*	DB	5-10	190	So.	Warren, Ohio-Howland
9x	Wilkinson, Cross	QB	6-3	205	Fr.	Wheeling, W. Va.-Wheeling Park
40	Wilson, Tre'Shun	LB	6-0	232	So.	Montgomery, Ala.-Robert E. Lee
19x	Womack, Samuel*	DB	5-10	180	So.	Detroit, Mich.-East English Village Prep

Roster as of Nov. 15, 2018

x - duplicate number

* Letters won



2018 TOLEDO NUMERICAL ROSTER

No.	Name	Pos.	Ht.	Wt.	Cl.	Hometown-High School/Transfer or Prep
2x	Fisher, Jordan**	LB	6-3	238	Jr.	Leesburg, Va.-Tuscarora
2x	Bradley, Carter	QB	6-3	208	Fr.	Jacksonville, Fla.-Providence
3	Johnson, Diontae**	WR	5-11	185	Jr.	Ruskin, Fla.-Lennard
4	McKinley-Lewis, Danzel**	WR	5-10	190	Jr.	Pittsburgh, Pa.-Seton LaSalle
5	Jones, Ronnie**	RB	6-1	195	Jr.	Pittsburgh, Pa.-Central Catholic
6	Guadagni, Mitchell*	QB	6-2	210	Jr.	Hudson, Ohio-Hudson
7x	Johnson, Jon'Vea***	WR	6-0	190	Sr.	Gary, Ind.-West Side
7x	Anunike, Obi	DE	6-4	242	Fr. (R)	Lewis Center, Ohio-Olentangy
8x	Teachey, Josh***	S	5-11	195	Sr.	Waldorf, Md.-McDonough
8x	Davis, Andrew*	WR	6-4	215	Jr.	St. Petersburg, Fla.-Lakewood
9x	Wilkinson, Cross	QB	6-3	205	Fr.	Wheeling, W. Va.-Wheeling Park
9x	Craft, Evander	LB	6-3	220	Jr.	St. Francis, Wis.-St. Francis / College of DuPage
10	Phillips, Desmond**	WR	5-10	187	Jr.	Miami, Fla.-Jackson
11x	Williams, Jalynn	CB	5-10	195	Fr.	St. Petersburg, Fla.-St. Petersburg
11x	Long, Austin	P	6-2	195	Fr.	Toledo, Ohio-Whitmer
12x	King, DeAmonte	DB	5-11	186	Fr. (R)	Akron, Ohio-St. Vincent-St. Mary
12x	Peters, Eli	QB	6-2	185	So.	Jacksonville, Fla.-Sandalwood
13x	Hollman, Ka'dar**	CB	6-0	192	Sr.	Burlington, N.J.-Burlington Township
13x	Reese, Jalen	QB	6-3	206	Sr.	Mansfield, Ohio-Mansfield
14x	Gilliam, Reggie*	TE/RB	6-0	240	Jr.	Columbus, Ohio-Westland
14x	Lacey, Michael	DB	5-9	175	Fr.	Cleveland, Ohio-Benedictine
15x	Anderson, Tycen*	DB	6-2	196	So.	Toledo, Ohio-St. John's Jesuit
15x	N'Shaka, Neru*	WR	5-11	185	So.	Miami Gardens, Fla.-Hallandale
17x	Cluckey, Thomas	PK	6-1	175	Fr.	Oregon, Ohio-Clay
17x	Taafe, Tyler***	LB	6-1	230	Sr.	Hubbard, Ohio-Hubbard
19x	Maddox, Devin	WR	5-9	163	Fr.	Lakewood, OH-Cleveland St. Edward's
19x	Womack, Samuel*	DB	5-10	180	So.	Detroit, Mich.-East English Village Prep
20	Holt, Saeed	S	6-0	190	Fr.	Pittsburgh, Pa.-Woodland Hills
21x	Blue, DeDarallo**	S	6-0	220	Jr.	Tampa, Fla.-Armwood
21x	Seymour, Shakif*	RB	5-11	225	So.	Cleveland, Ohio-Parma Heights Holy Name
22x	Koback, Bryant	RB	6-0	195	Fr. (R)	Holland, Ohio-Springfield/Kentucky
22x	Hendy, Jordan	CB	6-1	180	Jr.	Sunnyvale, Calif.-Fremont HS / College of San Mateo
23x	Allen, Jamal	CB	5-11	185	Fr. (R)	Livonia, Mich.-Churchill
23x	Sims, Nicholas	RB	5-11	195	Fr. (R)	Mobile, Ala.-Murphy
24x	Clark, Justin*	CB	5-11	177	So.	Pontiac, Mich.-West Bloomfield
24x	Wellons, D.J.	PK	5-10	187	Fr. (R)	Elmore, Ohio-Woodmore
25	Thompson, Cody****	WR	6-2	207	Sr.	Huron, Ohio-Huron
26	Sutherland, Caleb	S	6-0	181	Fr.	Seffner, Fla.-Armwood
27	Robinson, Kahlil*	DB	6-0	178	Jr.	Charlotte, N.C.-Southlake Christian Academy
28	Williams, Victor*	DB	5-10	190	So.	Warren, Ohio-Howland
29	Carter, Dakari	WR	5-9	167	Fr.	Bedford Heights, Ohio-Streetsboro
30	Hartley, Chase	LB	6-1	220	Fr.	Port St. Lucie, Fla.-West Centennial
31	Bolden, Daniel	LB	6-1	242	Fr.	Cincinnati, Ohio-Colerain
32x	Blackman, Rhett*	WR	5-9	190	Jr.	Lansing, Mich.-Everett
32x	Roberts, Keelen*	CB	5-11	180	So.	Miami Gardens, Fla.-Carol City
33	Thompkins, Art**	RB	5-8	187	Jr.	Pittsburgh, Pa.-Woodland Hills
34x	Rogers, Devan	DT	6-2	285	Fr.	Sidney, Ohio-Sidney
34x	McCrimmon, Nevone*	RB	5-11	236	So.	Baltimore, Md.-Mount St. Joseph
35x	Crider, AJ	LB	6-1	223	Fr. (R)	Clinton, Pa.-Hookstown South Side
35x	Tilque, Josh	LS	5-11	170	Fr.	Statesville, N.C.-Statesville
36x	Bernard, Desmond	CB	5-9	184	Fr. (R)	Lexington, Ky.-Bryan Station
36x	Heuerman, Matt	TE	6-5	210	So.	Naples, Fla.-Baron Collier/Florida Gulf Coast
37x	Vest, Jameson***	PK	5-10	195	Sr.	Peachtree City, Ga.-Our Lady of Mercy
37x	Bauer, Nate	DB	6-0	190	Fr.	Akron, Ohio-Archbishop Hoban
38	Ford, Zachary	DB	6-3	194	Fr. (R)	Cleveland, Ohio-Cleveland Heights
39x	Bannister, Alex	DB	5-10	174	Fr. (R)	Monroe, Ohio-Monroe
39x	Wiley, Ty-Kelynn	S	6-0	175	Fr.	Pickerington, Ohio-Pickerington North



2018 TOLEDO NUMERICAL ROSTER

40	Wilson, Tre'Shun	LB	6-0	232	So.	Montgomery, Ala.-Robert E. Lee
41	Sample, Alex	DL	6-3	240	Fr.	Sylvania, Ohio-Northview
42	Olekanma, Richard***	LB	6-2	245	Sr.	Downers Grove, Ill.-North
43	Davis, Erik*	LB	6-2	202	Jr.	Rossford, Ohio-Rossford
44	Patterson, Tadarrius	LB	6-1	220	Fr. (R)	Birmingham, Ala.-Carver
45	Johnson, Dyontae	OLB	6-2	210	Fr.	Detroit, Mich.-Cass Tech
46	Boczar, Andrew*	DL	6-4	260	Jr.	Monroe, Mich.-Monroe
47	Nossaman, CJ	LS	5-11	175	Fr.	Powell, Ohio-Olentangy Liberty
48	Givhan, Nate	DL	6-4	237	Fr. (R)	Montgomery, Ala.-Carver
49	Flint, Bailey*	P	6-4	226	So.	Melbourne, Australia
50	Lancia, Connor*	LB	6-0	210	Jr.	Galloway, Ohio-Bishop Ready
51	Green, Chris*	DE	6-0	248	Jr.	Toledo, Ohio-Central Catholic
52	Mullins, Derrius	DL	6-5	335	Fr. (R)	Columbus, Ohio-Saint Francis DeSales
53	Dunn, Devonte'	DL	6-2	280	Fr. (R)	Plainfield, Ill.-Nazareth Academy
54x	Douglas, Jahneil	DL	6-3	292	Fr. (R)	Toledo, Ohio-Start
54x	Mills, Sean	LS	6-2	220	So.	Metuchen, N.J.-St. Joseph/Illinois
55	Maynard, Lucas*	DE	6-3	248	Jr.	Ashville, Ohio-Teays Valley
56	Cotterman, Chandler*	OL	6-3	295	Jr.	Anna, Ohio-Anna
57	Heidecker, Brandon*	OL	6-6	315	Jr.	Columbia Station, Ohio-Columbia
58	Bell, Cameron*	OL	6-8	340	Jr.	Sagamore Hills, Ohio-Nordonia
60	Long, Tyler	OL	6-4	295	Fr.	Toledo, Ohio-Springfield
61	Ateman, Kelvin	OL	6-6	305	Fr. (R)	Detroit, Mich.-Cass Tech
63	Lankford, Woodford	OL	6-4	276	Fr. (R)	Paris, Ky.-Lexington Catholic Central
64	Fenn, Josh	OL	6-4	320	So.	Lorain, Ohio-Lorain
65	Doerger, Luke*	OL	6-3	285	So.	Cincinnati, Ohio-La Salle
67	Kassem, Sami*	OL	6-4	320	Sr.	Cincinnati, Ohio-Indian Hills / ASA (N.Y.) College
68	Berg, Mitchell	OL	6-6	305	Fr. (R)	Maumee, Ohio-Toledo St. John's Jesuit
69	Haslem, Kedonis	OL	6-5	287	Fr. (R)	Miami, Fla.-St. Thomas Aquinas
70	Ervin, Cameron	OL	6-2	270	Fr.	Akron, Ohio-St. Vincent St. Mary's
71	Ruble, Brock	OL	6-8	330	Sr.	Charlotte Hall, Md.-DeMatha Catholic/Florida State
72	Harris, Bryce**	OL	6-3	285	Jr.	Akron, Ohio-Firestone
73	Rosi, Nick	OL	6-3	280	Fr.	Powell, Ohio-Olentangy Liberty
74	Dumont, Lavel	OL	6-4	280	Fr.	Tampa, Fla.-Wharton
76	Head, Conor	OL	6-3	261	Fr.	Richfield, Ohio-Revere
78	Atariwa, Yazeed***	OL	6-4	315	Sr.	Sterling, Va.-Dominion
79	Ashman, Conner	OL	6-2	270	Fr. (R)	Bowling Green, Ohio-Bowling Green
80	Mitchell, Bryce*	WR	6-3	200	So.	Toledo, Ohio-Bowsher
81	Turner, Jamal	TE	6-6	240	Fr. (R)	Montgomery, Ala.-Carver
83	Kovacs, Nick	WR	6-3	205	Fr. (R)	Springboro, Ohio-Springboro
84	Morgan, Alex	TE	6-5	245	Fr.	Pickerington, Ohio-Pickerington Central
85	Beale, Adam	WR	5-8	150	Fr.	Holland, Ohio-Springfield
85	Johnson, Desjuan	DE	6-3	240	Fr.	Detroit, Mich.-East English Village Prep
86x	Blevins, Blake	WR	6-2	190	Jr.	Ottawa, Ohio-Ottawa-Glandorf
86x	Johnson II, Melvin	DE	6-3	280	Jr.	Las Vegas, Nev.-Canyon Springs / Riverside CC
87x	Cooper, Jalin	WR	6-4	180	Fr.	Medina, N.Y.-Medina
87x	Taylor, Terrance	DE	6-4	214	Fr.	Chicago, Ill.-Phillips
88	Corbett, Darius	WR	6-1	175	Fr. (R)	Tampa, Fla.-Tampa Catholic
89	Rosi, Drew*	TE	6-4	245	So.	Powell, Ohio-Olentangy Liberty
90	Davis, LaMarr	DL	6-1	307	Jr.	Garfield Heights, Ohio-Benedictine
91	Hines, Jamal	DE	6-2	240	Fr.	Cincinnati, Ohio-Princeton
92	Hudson, Jake	DE	6-4	246	Jr.	Mission Viejo, Calif.-Tesoro / Saddleback CC
93	Childress, Nate**	DL	6-3	292	Jr.	Rossford, Ohio-Rossford
94	Mathews, Edrick*	DT	6-3	303	So.	Detroit, Mich.-Cass Tech
95	Ross, Willie**	DT	6-1	248	Jr.	Ravenna, Ohio-Ravenna
96	Hood, David*	DT	6-1	281	So.	Miami Gardens, Fla.-Miami Carol City
97	Howard, Reggie*	DT	6-3	285	Sr.	Cincinnati, Ohio-Withrow/Fort Scott (Kan.) CC
98	Chambers, Tyrone*	DL	6-5	340	So.	Cleveland, Ohio-Lyndhurst Brush
99	Skipper, Tuzar**	DL	6-3	245	Sr.	Norwich, Conn.-Norwich Free Academy / Monroe (N.Y.) College

Roster as of Nov. 15, 2018

x - duplicate number



TOLEDO PLAYERS TO WATCH



Yazeed Atariwa

78

Offensive Lineman • 6-4 • 315 • Sr.
Sterling, Va. • Dominion HS

2018

Starting right guard...Part of an offense that is second the MAC in scoring (41.1), total offense (448.5), and rushing (223.6).

2017

Starter at left guard in first four games before an injury ended his season.

2016

Played in nine games on both offensive and defensive lines...Started at right guard vs. Akron on Nov. 2...Pressed into duty on defensive line in final four games of the season, making four tackles.

2015

Played in three games in a backup role.

2014

Sat out season as a redshirt.

HIGH SCHOOL

Totaled 76 tackles and 10 sacks as a senior, earning first-team all-conference and second-team all-region honors at defensive tackle...As a junior, he made all-district...Also played basketball and participated in track & field...High school coach was Karl Buckwalter.

PERSONAL

Full name is Yazeed Rabiou Atariwa...Parents are Rabiou and Christine Atariwa...Has a younger brother, Adeeb, and a younger sister, Brook...Marketing major.



Cameron Bell

58

Offensive Lineman • 6-8 • 340 • Jr.
Sagamore Hills, Ohio • Nordon HS

2018

Starting left tackle...Part of an offense that is second the MAC in scoring (41.1), total offense (448.5), and rushing (223.6)...Nominee for Academic All-America.

2017

Played in 11 games as a reserve at right tackle.

2016

Played in two games as a reserve on the offensive line.

2015

Sat out season as a redshirt.

HIGH SCHOOL

Ranked as a three-star prospect by ESPN.com, Rivals.com and 24/7Sports.com...Named All-Ohio, all-district and all-league in his senior season...Honorable mention all-state, second-team all-district and second-team all-league honoree as a junior...As a sophomore, was named first-team all-district, as well as an honorable mention all-state and all-conference...High school coach was Jeff Fox.

PERSONAL

Full name is Cameron Robert Bell...Parents are Andrew and Kim Bell...Has one brother, Doug...History major.





TOLEDO PLAYERS TO WATCH



DeDarallo Blue

21

Safety • 6-0 • 220 • Jr.
Seffner, Fla. • Armwood HS

2018

40 tackles, 4.5 TFL, three QB hurries...Has started 20 straight games... Six tackles, 1.0 TFL and one QB hurry vs. Miami...Five tackles and one forced fumble vs. Nevada...Four tackles, a tackle for loss and QB hurry vs. BGSU...Led team with seven tackles against Ball State...Three tackles and a PBU at Kent State...Two tackles vs. CMU.



2017

Starter in 13 games at star safety...Finished the season with 36 tackles, 5.5 TFL...Career-high eight tackles and two tackles for loss, including his first career sack vs. NIU... Six tackles, 1.5 TFL, and a pass breakup in the MAC Championship Game vs. Akron.

2016

Played in all 13 games at safety and on special teams...Started one game in Camellia Bowl vs. Appalachian State...Tallied 26 tackles, one TFL and two pass breakups...Recorded a season-high four tackles against Central Michigan and Western Michigan...One of only four true freshmen to see playing time in 2016, and the only one to play on a regular basis.

HIGH SCHOOL

Rated as a three-star recruit by 247Sports, Scout.com, and Rivals...Racked up 90 tackles, 28 tackles for loss and 13 sacks...High school coach was Sean Callahan.

PERSONAL

Full name is DeDarallo Jerome Blue...Parents are DeDarallo Blue Sr. and Joy Beanford...Has two brothers and two sisters...Interdisciplinary studies major.

DeDarallo Blue's Career Statistics

Year	G/S	UT	AT	TT	TFL	Sack	FF	Int	BrUp	QBH
2016	13/1	13	13	26	1.0	0.0	0	0	2	0
2017	14/13	16	20	36	5.5	2.0	0	0	2	0
2018	12/12	25	15	40	4.5	1.0	1	0	2	3
TOTALS	39/26	54	48	102	11.0	3.0	1	0	6	3

CAREER GAME HIGHS

Tackles: 8 (NIU, 11-2-17)

Tackles For Loss: 2.0 (NIU, 11-2-17)



Nate Childress

93

Defensive Lineman • 6-3 • 292 • Jr.
Rossford, Ohio • Rossford HS

2018

25 tackles and four pass breakups on season...Has started 22 straight contests...Four tackles vs. VMI...Four tackles, one pass breakup and one QB hurry vs. Miami...Four tackles and blocked a field-goal attempt vs. BGSU...One pass breakup vs. CMU...Nominee for Academic All-America.

2017

Started 11 games at defensive tackle...Became starter on Oct. 7 vs. EMU and never left the starting lineup...Career-best six tackles at Ohio...Two tackles, including a sack, as well as a blocked field goal in the MAC Championship Game vs. Akron...Four tackles vs. Elon...Four tackles and a fumble recovery at Nevada.



2016

Played in 12 games, making eight tackles...Three tackles vs. Akron.

2015

Sat out season as a redshirt.

HIGH SCHOOL

Three-time letterwinner in football, earning second-team all-league as a junior...Regional champion in the shot put and earned all-league honors in the discus...Also played on the basketball team...High school coach was Todd Drusback.

PERSONAL

Full name is Nathan William Childress...Parents are Del Childress and Tracy Edwards...Has one brother, Levon...Marketing major.

Nate Childress' Career Statistics

Year	G/S	UT	AT	TT	TFL	Sack	FF	Int	BrUp	QBH
2015	DNP-Redshirt									
2016	12/0	3	5	8	0.0	0	0	0	0	0
2017	14/11	5	24	29	2.0	1.0	0	0	0	0
2018	12/12	5	20	25	1.0	1.0	0	0	4	2
Totals	38/23	13	49	62	3.0	2.0	0	0	4	2

CAREER GAME HIGHS

Tackles: 6 (Ohio, 11-8-17)



TOLEDO PLAYERS TO WATCH



Justin Clark

24

Cornerback • 5-11 • 177 • So.
West Bloomfield, Mich. • West Bloomfield HS

2018

32 tackles, four pass breakups, one interception...Broke up two passes vs. Miami (Fla.)...One tackle for loss and a fumble recovery at NIU...Three tackles against Kent State.

2017

Played in all 14 games as a backup cornerback...32 tackles and two interceptions...Two tackles and a pass breakup in the MAC Championship Game vs. Akron...Four tackles and an interception at CMU...One tackle, one interception and a breakup vs. Akron...Season-high five tackles vs. NIU...Three tackles at Ball State.



2016

Sat out season as a redshirt.

HIGH SCHOOL

Had 50 tackles, two interceptions, 10 pass breakups and two sacks as a senior...Earned all-conference, all-county and all-metro honors...As a junior, Clark had 40 tackles, one interception and seven breakups...High school coach was Ron Bellamy.

PERSONAL

Full name is Justin Maurice Clark...Has three brothers, Joshua, Jeremiah, and Andrea...Business major.

Justin Clark's Career Statistics

Year	G/S	UT	AT	TT	TFL	Sack	FF	Int	BrUp	QBH
2016										
					DNP-Redshirt					
2017	14/0	23	9	32	0	0	0	2	5	0
2018	11/11	18	14	32	1.0	0	0	1	4	0
Totals	25/11	41	23	64	1.0	0.0	0	3	9	0

CAREER GAME HIGHS

Tackles: 7 (Eastern Michigan, 10-13-18)

Pass Breakups: 2 (Miami, 9-15-18)



Jordan Fisher

2

Linebacker • 6-3 • 238 • Jr.
Leesburg, Va. • Tuscarora HS

2018

Third on team with 58 tackles...Forced three fumbles...36 tackles over last five games...Career-high 12 tackles vs. Buffalo...Team-high six tackles against Kent State, also had a PBU...Moved to linebacker during spring practice after spending three seasons as a tight end.

2017

Started every game at tight end, tallying 20 receptions for 295 yards...One reception for 25 yards at Nevada...Three receptions for 25 yards vs. EMU...Two receptions for 37 yards vs. Akron...Six receptions for 102 yards vs. NIU...Two receptions for 27 yards at BGSU...Two receptions for 36 yards vs. WMU.

2016

Played in eight games...Did not catch any passes.

2015

Sat out season as a redshirt.

HIGH SCHOOL

Named three-star prospect by ESPN.com...Recorded 26 receptions for 404 yards and five touchdowns as a senior season...Named first-team all-state, first-team all-region and first-team all-conference on defense...Second-team all-conference at wide receiver...Totalled 38 receptions for 495 yards and six touchdowns in his junior season and was named second-team all-conference at wide receiver...As a sophomore, he recorded 25 receptions for 341 yards and two touchdowns...Also played basketball for Tuscarora...High school coach was Michael Burnett.

PERSONAL

Full name is Jordan Constantine Fisher...Parents are Adrian Fisher and Alvin T. Daniels...Communication major.

Jordan Fisher's Career Statistics

Defense

Year	G/S	UT	AT	TT	TFL	Sack	FF	Int	BrUp	QBH
2018	12/0	26	32	58	4.0	0	3	0	2	1
TOTALS	12/0	26	32	58	4.0	0	3	0	2	1

Receiving

Year	G/S	Rec.	Yds.	Avg.	TD	LP
2015						
					DNP-Redshirt	
2016	8/0	0	0	0	0	
2017	14/14	20	295	14.8	0	30- NIU
Totals	22/14	20	295	14.8	0	30- NIU

CAREER GAME HIGHS

Receptions: 6 (NIU, 11-02-17)

Receiving Yards: 102 (NIU, 11-02-17)

Tackles: 30 (NIU, 11-02-17)



TOLEDO PLAYERS TO WATCH



Bailey Flint

49

Punter • 6-4 • 226 • So.
Melbourne, Australia • Layton Christian Academy

2018

Appeared in all 12 games, punting 56 times and averaging 40.5 yards per punt...Seven punts of at least 50 yards and has pinned opponents inside their own 20-yard line 22 times...Successfully converted a fourth down with a 13-yard scamper against Bowling Green (Oct. 6)...Performed in the University's production of *All Quiet on the Western Front*...Nominee for Academic All-America.



2017

Appeared in all 14 games, punting 47 times for an average of 38.0 yards...Had 19 punts land inside the 20-yard line and three 50-plus yard punts...Season-long punt of 57 yards against Ball State...Also had a 53-yard punt against Tulsa...Had season-high three punts land inside the 20 on three occasions: Miami (Fla.), Central Michigan, and Ball State...Two of his three punts in the MAC Championship Game pinned Akron inside the 20-yard line.

HIGH SCHOOL

Attended Layton Christian Academy...High school coach was Doyle Holt.

PERSONAL

Full name is Bailey Robert Flint...Parents are Rachel Perry and Douglas Flint...Has one brother and two sisters...Media communication major.

Bailey Flint's Career Statistics

Year	G	No.	Yds	Avg.	Long	TB	FC	I20	Blk
2017	14	47	1788	38.0	57	4	20	19	0
2018	12	56	2270	40.5	58	2	25	22	1
Totals	13	103	4058	39.4	115	6	45	41	1

CAREER GAME HIGHS

Long Punt: 58 (Buffalo, 10-20-18)



Reggie Gilliam

14

Tight End • 6-0 • 240 • Jr.
Columbus, Ohio • Westland HS

2018 SECOND-TEAM ALL-MAC

2018

Second-team All-MAC...Played in all 12 games, starting 11 at tight end...Fourth on the team with three touchdown receptions...Leads the country with four blocked kicks...Blocked a punt and returned it for a nine-yard TD against Nevada (Sept. 22).

2017

Played in all 14 games as a reserve tight end, catching three passes...Carried the ball twice, including a one-yard TD vs. Elon...Blocked two punts: one at Nevada and one at Ball State.

2016

Played in one game....Joined team in January of 2016.

HIGH SCHOOL

First-team all-conference, team MVP, and team captain awards as a senior...Rushed for 565 yards and eight TDs on 87 attempts...Also had 18 receptions for 280 yards and three scores...Honorable mention all-conference as a junior...High school coach was Kyle Goebbel.

PERSONAL

Full name is Reggie Travon Gilliam...Parents are Reginald and Linda Gilliam...Father is in the U.S. Army...Has two brothers...Interdisciplinary studies major.

Reggie Gilliam's Career Statistics

Year	G/S	Rec.	Yds.	Avg.	TD	LP
2016	1/0	0	0	0	0	NA
2017	14/0	3	30	10.0	0	13-Akron
2018	12/11	4	58	14.5	3	34-WMU
Totals	27/11	7	88	12.6	3	34-WMU

CAREER GAME HIGHS

Receptions: 1 (Seven times)

Long Reception: 34 (WMU, 10-25-18)



TOLEDO PLAYERS TO WATCH



Mitchell Guadagni

Quarterback • 6-2 • 210 • Jr.
Hudson, Ohio • Hudson HS

6

2016

Did not see game action.

2015

Sat out season as a redshirt.

HIGH SCHOOL

Three-star prospect, according to 247Sports...Threw for 2,585 passing yards and 37 touchdowns...Also rushed for 1,056 yards and eight touchdowns...Named Fox News Friday Night Lights Player of the Year, AP Northeast Ohio Offensive Player of the Year, AP Division 1 All-Ohio Player of the Year and *Akron Beacon Journal* Player of the Year...Named AP Northeast Ohio first-team all-district, AP Division 1 first-team All-Ohio and second-team *Cleveland Plain Dealer* All Stars...Invited to the All-Ohio North/South Football All Star Game and the Ohio vs. Michigan Border Classic Football Game...In his junior season, he threw for 2,027 passing yards and 22 touchdowns...Rushed for 933 yards and seven touchdowns...Awarded the Northeastern Ohio Chapter of the National Football League and College Hall of Fame Scholar Athlete Award...Team captain and first-team all-conference in basketball as a junior...High school coach was Ron Wright.

PERSONAL

Full name is Mitchell Ronald Guadagni...Parents are Mark and Jennifer Guadagni...Has one sister, Felicia...Marketing major.

2018

Did not play last four games due to an injury...Not expected to play in the Makers Wanted Bahamas Bowl...Leads MAC in passing efficiency (162.0)...Fourth in nation with 15.26 yards per completion...Has completed 57.8 percent of his passes for 913 yards and 11 TDs...428 rushing yards...Has led team in rushing in four games...Did not play vs. BGSU and in second half of Fresno State game due to an injury suffered late in second quarter vs. Fresno...Returned to lineup vs. EMU, throwing for 147 yards and one TD while rushing for 137 yards and one score... Was just five yards shy of QB rushing record of 142 yards set by Maurice Hall vs. Bowling Green in 1979...Named MAC West Offensive Player of the Week and MAC Scholar-Athlete of the Week, and honored by Davey O'Brien Award and Manning Award for his performance vs. Nevada on Sept. 22...Completed 15-of-24 passes for 211 yards and four TDs vs. Wolf Pack...Also rushed for 131 yards and two scores on 15 attempts...Made his debut as a starter vs. VMI, connecting on 11-of-16 passes for 265 yards and three scores...13-of-21 vs. Miami for 222 yards and two TDs...Also ran for 47 yards vs. the Hurricanes, including five runs of 10 yards or more...Completed 10 of his 18 pass attempts for 140 yards and two touchdowns, while also rushing for 50 yards, against WMU before leaving the game with an injury...Nominee for Academic All-America.

2017

Played in 10 games in reserve action at quarterback...Completed 1-of-6 passes for 16 yards...Rushed for 76 yards on eight carries, including a 16-yard scamper vs. Ball State.

Mitchell Guadagni's Career Statistics

Passing

Year	G/S	Att.	Comp.	Int.	Pct.	Yds.	TD
2015							DNP-Redshirt
2016							Did not see game action
2017	9/0	6	1	1	16.7	16	0
2018	7/7	120	69	3	57.5	1053	13
Totals	16/7	126	70	4	55.6	1069	13

Rushing

Year	G/S	Att.	Yds.	Avg.	TD	LP
2015						DNP-Redshirt
2016						Did not see game action
2017	9/0	8	76	9.5	0	16-Ball State
2018	7/7	77	428	5.6	3	36-Fresno State
Totals	16/7	85	504	5.9	3	36-Fresno State

CAREER GAME HIGHS

Completions: 15 (Nevada 9-22-18)
Attempts: 24 (Nevada 9-22-18)
Completion Percentage: 68.8 (VMI, 9-1-18)
Passing Yards: 265 (VMI, 9-1-18)
Touchdown Passes: 4 (Nevada 9-22-18)
Rushing Yards: 131 (Nevada 9-22-18)

Mitchell Guadagni's Passing Statistics by Game

2017

Opponent	Att.	Comp.	Int.	Pct.	Yds.	TD
Elon	3	0	1	00.0	0	0
Eastern Michigan	0	0	0	00.0	0	0
at Central Michigan	0	0	0	00.0	0	0
Akron	1	0	0	00.0	0	0
at Ball State	1	0	0	00.0	0	0
at Ohio	0	0	0	00.0	0	0
at Bowling Green	1	1	0	100.0	16	0
Western Michigan	0	0	0	00.0	0	0
Akron (MCG)	0	0	0	00.0	0	0

2018

Opponent	Att.	Comp.	Int.	Pct.	Yds.	TD
VMI	16	11	0	68.8	265	3
Miami (Fla.)	21	13	1	61.9	222	2
Nevada	24	15	0	62.5	211	4
at Fresno State	10	6	0	60.0	59	1
Bowling Green						DNP-Injured
at Eastern Michigan	27	12	1	44.0	147	1
Buffalo	4	2	1	50.0	9	0
at Western Michigan	18	10	0	55.6	140	2
Ball State						DNP-Injured
at Northern Illinois						DNP-Injured
at Kent State						DNP-Injured
Central Michigan						DNP-Injured



TOLEDO PLAYERS TO WATCH



Bryce Harris

72

Offensive Lineman • 6-3 • 285 • Jr.
Akron, Ohio • Firestone HS

2018 SECOND-TEAM ALL-MAC

2018

Second-team All-MAC...Starting center in all 12 games...28 career starts at center and guard...Part of an offense that is second the MAC in scoring (41.1), total offense (448.5), and rushing (223.6)...Nominee for Academic All-America.

2017

Played in all 14 games and started 11 on the offensive line at three different positions: right guard (6), center (4) and left guard (1)...Part of an offense that ranked first in the MAC in total offense (483.9), second in passing offense (279.9), second in scoring (36.4), and third in rushing offense (204.0).



2016

Played in 11 games on offensive line, starting six times at center...Part of a unit that allowed just 14 sacks, which ranked 11th in the country and third in MAC...Rocket offense led the MAC in total offense (517.8) and passing offense (322.8)...UT also ranked seventh in nation in total offense, 10th in passing offense.

2015

Sat out season as a redshirt.

HIGH SCHOOL

Ranked as a three-star prospect by ESPN.com...Named all-district, all-city and academic all-city in his senior season...Received team leadership award...Named team's best offensive lineman and awarded all-city honors in junior and senior seasons...Named academic all-city as a sophomore...Member of the City Series champion boys track and field team as a thrower...High school coach was Tim Flossie.

PERSONAL

Full name is Bryce A. Harris...Parents are Jerry and Rosita Harris...Has one brother, Blake, and one sister, Anesa...Psychology major.



Jamal Hines

91

Defensive End • 6-2 • 240 • Fr.
Cincinnati, Ohio • Princeton HS

2018

Starter in nine games as a true freshman...Second on team with 7.5 tackles for loss...Sixth on team with 40 tackles...Seven tackles and 2.5 TFL vs. VMI...Seven tackles and 3.0 TFL vs. EMU...Two solo tackles vs. CMU...Joined team in spring of 2018 and participated in spring practice season.

HIGH SCHOOL

Three-star prospect according to Scout.com and 247 Sports...Earned AP Division II all-district honors as a junior and was a first-team All-Greater Miami Conference selection.

PERSONAL

Plans to major in criminal justice.



Jamal Hines' Career Statistics

Year	G/S	UT	AT	TT	TFL	Sack	FF	Int	BrUp	QBH
2018	11/9	25	20	45	8.5	3.0	0	2	1	1
Totals	11/9	25	20	45	8.5	3.0	0	2	1	1

CAREER GAME HIGHS

Tackles: 7 (Twice, last vs. Eastern Michigan, 10-13-18)

Tackles For Loss: 3.0 (Eastern Michigan, 10-13-18)



TOLEDO PLAYERS TO WATCH



Ka'dar Hollman

13

Cornerback • 6-0 • 192 • Sr.
Burlington, N.J. • Burlington Township HS

2018

Tied for first in the MAC and leads the team with 12 breakups...37 tackles and one interception...Two tackles and an interception in the opener vs. VMI...Three tackles and a pass breakup vs. Nevada...Three tackles, two breakups and a fumble recovery vs. BGSU...Three breakups vs. Buffalo...Five tackles against Kent State...Career-high 4 breakups vs. Central Michigan.

2017

Starter in all 14 games at cornerback...35 tackles and seven pass breakups...Season-high five tackles vs. EMU...Three tackles, two PBUs, and his first career interception against Western Michigan...Two tackles, two pass breakups in the MAC Championship Game vs. Akron.

2016

Played in all 13 games at cornerback, starting eight...Tallied 33 tackles and eight pass breakups...Career-high six tackles in season opener at Arkansas State...Broke up two passes on three occasions.

2015

Participated in two games as a walk-on...Recorded two tackles against Eastern Michigan.

PREP SCHOOL

Attended Milford Academy in New Berlin, N.Y...Had 26 tackles, four interceptions and six pass breakups.

HIGH SCHOOL

Named all-county and all-conference in junior and senior seasons...22 receptions for 720 yards as a senior...Had 250 yards rushing as a senior...62 tackles, one interception and seven pass breakups as a senior...50 tackles, one interception, eight pass breakups and 400 yards in kickoff returns as a junior.

PERSONAL

Full name is Ka'dar Chaz Hollman...Parents are Harvey and Toby

Ka'dar Hollman's Career Statistics

Year	G/S	UT	AT	TT	TFL	Sack	FF	Int	BrUp	QBH
2015	2/0	1	2	3	0	0	0	0	0	0
2016	13/8	25	8	33	0	0	0	0	8	0
2017	14/14	26	9	35	0	0	0	1	7	0
2018	12/12	29	8	37	0	0	1	1	12	0
Totals	41/34	81	27	108	0	0	1	2	27	0

CAREER GAME HIGHS

Tackles: 6 (Arkansas State, 9-2-16)

Pass Breakups: 4 (Central Michigan, 11-23-18)



Reggie Howard

97

Defensive Lineman • 6-3 • 285 • Sr.
Cincinnati, Ohio • Withrow HS/Fort Scott C.C.

2018

Team leader with 15.0 TFL, which is tied for third most in the MAC...Second with 4.0 sacks...45 tackles, four QB hurries and two forced fumbles...Career-high eight tackles vs. Miami (Fla.)...Career-best 2.5 TFL vs. Buffalo...2.0 TFL vs. Nevada and EMU...Three tackles, 1.5 TFL vs. Ball State...Had 1.5 TFL and a QB hurry against Kent State... Five tackles and 2.5 TFL vs. CMU.

2017

Played in all 14 games as a reserve at defensive tackle, registering 18 tackles and 5.0 TFL...Season-high three tackles on three occasions: vs. Elon (Aug. 31), vs. Tulsa (Sept. 16), and vs. Eastern Michigan (Oct. 7).

JUNIOR COLLEGE

Three-star recruit by Scout.com, Rivals and 247 Sports...Played 11 games as a sophomore, making 60 tackles, seven sacks and two forced fumbles...Junior college coach was Kale Pick.

PERSONAL

Full name is Reginald Rashonne Howard...Mother is Mary Sehubert...Has one sister and brother...Interdisciplinary studies major.



Reggie Howard's Career Statistics

Year	G/S	UT	AT	TT	TFL	Sack	FF	Int	BrUp	QBH
2017	14/0	9	9	18	5.0	0	0	0	0	0
2018	12/11	21	24	45	15.0	4.0	2	0	0	4
Totals	26/11	30	33	63	20.0	4.0	2	0	0	4

CAREER GAME HIGHS

Tackles: 8 (Miami (Fla.), 9-15-18)

Tackles For Loss: 2.5 (Buffalo, 10-20-18)



TOLEDO PLAYERS TO WATCH



Diontae Johnson

Wide Receiver • 5-11 • 185 • Jr.
Ruskin, Fla. • Lennard HS

2018 MAC SPECIAL TEAMS PLAYER OF THE YEAR
2018 FIRST-TEAM ALL-MAC (WR/PR)
2018 SECOND-TEAM ALL-MAC (KR)
2018 WALTER CAMP AWARD CANDIDATE
2018 BILETNIKOFF AWARD CANDIDATE
2018 HORNING AWARD CANDIDATE
2017 FIRST-TEAM ALL-MAC (WR/PR)
2017 SECOND-TEAM ALL-MAC (KR)

2018

MAC Special Teams Player of the Year...First-Team All-MAC as a wide receiver and punt returner...Second-Team All-MAC as a kickoff returner...Leads team with 43 receptions and 663 receiving yards...Has seven TD receptions, one punt return TD, and one TD off a kickoff return...23 career TD receptions ranks fifth all-time at UT...Six games with at least four receptions...16 catches over the last three games...Two receptions in opener vs. VMI, including a 48-yard TD grab...Six receptions for 119 yards and two TDs vs. Miami (Fla.)...Named MAC West Offensive Player of the Week for his performance vs. Miami...Four receptions for 67 yards and one TD vs. Nevada...Scored on a 98-yard kickoff return vs. the Wolf Pack...Three receptions and one TD vs. BGSU...Four receptions and a 52-yard punt return vs. EMU...80-yard TD catch vs. Buffalo...Four catches for 49 yards, including a 20-yard TD, against WMU...Five receptions for 100 yards vs. Ball State...Had an 83-yard punt return touchdown against Kent State...On official watch lists for Walter Camp Player of the Year Award, Biletnikoff Award (receiver) and Horning Award (most versatile).

2017

Named first-team All-MAC as a wide receiver and punt returner...Named second-team All-MAC as a kickoff returner...First Rocket to make All-MAC at three positions since Eric Page in 2011...Had 74 receptions for a school-record 1,278 yards and 13 touchdowns...Also tallied 683 kickoff return yards...Averaged 148.0 all purpose yards per game, tops in the MAC and seventh in the nation...Ranked second in the MAC in receiving touchdowns and yards, third in receptions; tied for fourth in the country in receiving touchdowns...Went over 1,000-yard receiving mark in Ohio game, just the seventh Rocket to crack the 1,000-yard mark...Named to Biletnikoff Award watch list...At least

3

four catches in eight games...Had a 99-yard kickoff return for a touchdown in the season-opener against Elon...Also had four catches for 102 yards, including a 69-yard reception vs. Elon...142 receiving yards with two touchdowns in the win over Tulsa...Had 66 receiving yards with eight receptions and two touchdowns against Miami (Fla.)...Eight catches against EMU for 97 yards...Four catches for a career-high 170 yards and two TDs at Ball State...Also returned a punt 87 yards for a touchdown against the Cardinals...Named MAC West Special Teams Player of the week following the Ball State game...Career-high 10 catches against NIU for 166 yards, including career-long 89-yard catch...Nine catches for 144 yards and a touchdown at Ohio...Had two receptions, 75 yards and one touchdown in win over BGSU...Five receptions for 61 yards and a TD against Western Michigan...Nine catches for 118 yards and two TDs in the MAC Championship Game vs. Akron...Two catches for 29 yards in the Dollar General Bowl vs. Appalachian State.

2016

Did not see game action due to injury...Redshirted and retained sophomore eligibility.

2015

Played in 11 games...14 receptions for 237 yards and three TDs...Returned 32 kickoffs for an average of 22.8 yards per return.

HIGH SCHOOL

Played wide receiver and quarterback in his prep career...Caught 35 passes for 1,017 yards and nine touchdowns as a senior wide receiver...Also scored touchdowns by kickoff returns (3), punt returns (2) and interception returns (1)...Threw for 988 yards and seven TDs as a junior QB...Also ran for 121 yards...Threw for 430 yards and three TDs as a sophomore...Made the honor roll as a senior...High school coach was Keith Chattin.

Diontae Johnson's Career Statistics

Receiving Stats

Year	G/S	Rec.	Yds.	Avg.	TD	LP
2015	11/0	14	237	16.9	3	36-CMU
2016						DNP-Injured
2017	14/10	74	1278	17.3	13	89-NIU
2018	12/12	43	663	15.4	7	80-Buffalo
Totals	37/22	131	2178	16.6	23	89-NIU

Kickoff Return Stats

Year	G	No.	Yds.	Avg.	TD	LP
2015	11	33	754	22.8	0	42-KSU
2016						DNP-Injured
2017	14	30	683	22.8	1	99-Elon
2018	11	16	412	25.8	1	98-Nevada
Totals	36	79	1849	23.4	2	99-Elon

CAREER GAME HIGHS

Receptions: 10 (vs. Northern Illinois, 11-2-17)
Receiving Yards: 170 (Ball State, 10-26-17)
Receiving TDs: 2 (4 times, last vs. Akron, 12-2-17)
Long Reception: 89 (vs. Northern Illinois, 11-2-17)
Long Kickoff Return: 99 (Elon, 8-31-17)
Long Punt Return: 87 (Ball State, 10-26-17)

PERSONAL

Full name is Diontae Lamarcus Johnson...Father is Leo Johnson, mother is Felicia Boyer...Interdisciplinary studies major.

DIONTAE JOHNSON IN THE TOLEDO RECORD BOOKS


CAREER RECEIVING

Touchdown Receptions

1. Cody Thompson (2014-present)	30
2. Lance Moore (2001-04)	25
Eric Page (2009-11)	25
4. Alonzo Russell (2012-15)	24
5. Bernard Reedy (2010-13)	23
Diontae Johnson (2015-present)	23
7. Michael Roberts (2013-16)	22
Jon'Vea Johnson (2014-present)	22
8. Mel Long, Jr. (1997-2000)	21
Stephen Williams (2006-09)	21

Yards Per Reception Average (minimum 50 receptions)

1. Butch Hunyadi (1978-81)	20.2
2. Cody Thompson (2014-present)	18.5
3. Jon'Vea Johnson (2014-present)	18.1
4. Scott Resseguie (1973-76)	17.3
5. Capus Robinson (1980-83)	17.0
6. Al Baker (1969-71)	16.6
Diontae Johnson (2015-present)	16.6
8. Don Seymour (1972-74)	16.1
9. Romauldo Brown (1988-90)	16.0
10. Eric Hutchinson (1984-87)	15.5



SEASON RECEIVING

Receptions

1. Eric Page (2011)	125
2. Lance Moore (2003)	103
3. Eric Page (2010)	99
4. Lance Moore (2004)	90
5. Bernard Reedy (2012)	88
6. Eric Page (2009)	82
7. Don Fair (1970)	81
8. Carl Ford (2002)	79
Stephen Williams (2009)	79
10. Nick Moore (2008)	78
11. John Ross (1974)	77
12. Diontae Johnson (2017)	74
13. Stephen Williams (2007)	73
14. Stephen Williams (2008)	71
15. Corey Jones (2014)	68
16. Cody Thompson (2016)	64
17. Donta' Greene (2002)	63
18. Steve Calabrese (1972)	62
Donta' Greene (2001)	62
Steve Odom (2003)	62
Bernard Reedy (2013)	62

Receiving Yards

1. Diontae Johnson (2017)	1,278
2. Cody Thompson (2016)	1,269
3. Lance Moore (2003)	1,194
4. Lance Moore (2004)	1,189
5. Eric Page (2011)	1,182
6. Stephen Williams (2007)	1,169
7. Eric Page (2009)	1,159
8. Bernard Reedy (2012)	1,113
9. Eric Page (2010)	1,105
10. Stephen Williams (2009)	1,065

Touchdown Receptions

1. Michael Roberts (2016)	16
2. Lance Moore (2004)	14
Diontae Johnson (2017)	13
4. Cody Thompson (2016)	11
5. Eric Page (2011)	10
Jon'Vea Johnson (2016)	10
Cody Thompson (2018)	10
8. Lance Moore (2003)	9
Don Seymour (1973)	9
Carl Ford (2002)	9
Bernard Reedy (2011)	9

Receptions by a Sophomore

1. Eric Page (2010)	99
2. Diontae Johnson (2017)	74
3. Stephen Williams (2007)	73
4. Cory Jones (2014)	68
5. Alonzo Russell (2013)	59

Receiving Yards by a Sophomore

1. Diontae Johnson (2017)	1,278
2. Stephen Williams (2007)	1,169
3. Eric Page (2010)	1,105
4. Corey Jones (2014)	842
5. Cody Thompson (2015)	825

GAME RECEIVING

Receiving Yards

1. Bernard Reedy vs. EMU (2012)	237
2. Kenny Higgins vs. BSU (2004)	233
3. Stephen Williams vs. BSU (2009)	231
4. Jeff Calabrese vs. Miami (1972)	203
5. Stephen William vs. Purdue (2009)	185
6. Lance Moore vs. Buffalo (2003)	195
7. Jeff Hepinstall vs. W. Carolina (1975)	181
Capus Robinson vs. KSU (1983)	181
9. Cody Thompson vs. Tulsa (2017)	178
10. James Spriggs vs. Ohio (1996)	176
11. Cody Thompson vs. Ark. St. (2016)	174
12. Stephen Williams vs. Buffalo (2007)	172
13. Diontae Johnson vs. BSU (2017)	170
14. Diontae Johnson vs. NIU (2017)	166
15. Eric Hutchinson vs. Kent State (1986)	163
16. Lance Moore vs. Pittsburgh (2003)	162
Nick Moore vs. Michigan (2008)	162
18. Cody Thompson vs. BYU (2016)	161

Yards Per Reception Average (minimum 100 yards)

1. Cody Thompson vs. EMU(2015)	55.0 (2-110)
2. Scott Resseguie vs. KSU (1975)	53.0 (2-106)
3. Eric Page vs. Colorado (2009)	46.0 (3-138)
4. Butch Hunyadi vs. BGSU (1978)	42.7 (3-128)
5. Diontae Johnson vs. BSU (2017)	42.5 (4-170)
6. Al Baker vs. Ohio (1969)	40.0 (4-160)
7. Jim Seymour vs. CMU (1973)	39.3 (3-118)
8. Rod Achter vs. WMU (1981)	37.3 (3-112)
Henry Burch vs. Villanova (1966)	37.3 (3-112)
10. James Thibert vs. S.Dak. St. (1962)	36.7 (3-110)

Longest Reception

1. Jon'Vea Johnson from Logan Woodside	98
(vs. Ohio, 2016)	
2. Kenny Higgins from Bruce Gradkowski	96
(vs. Ball State, 2004)	
3. Jerry Evans from Mark Melfi	92
(vs. Central Michigan, 1987)	
4. Kishon Wilcher from Logan Woodside	89
(vs. Eastern Michigan, 2014)	
Diontae Johnson from Logan Woodside	89
(vs. Northern Illinois, 2017)	
6. Cody Thompson from Phillip Ely	88
(vs. Eastern Michigan, 2015)	
Diontae Johnson from Logan Woodside	88
(vs. Ball State, 2017)	

Receiving Yards by a Sophomore

1. Jon'Vea Johnson vs. BYU (2016)	184
2. Stephen Williams vs. Buffalo (2007)	172
3. Diontae Johnson vs. BSU (2017)	170
4. Stephen Williams vs. CMU (2007)	157
5. Stephen Williams vs. EMU (2007)	150



TOLEDO PLAYERS TO WATCH



Jon'Vea Johnson

Wide Receiver • 6-0 • 190 • Sr.
Gary, Ind. • West Side HS

2018 THIRD-TEAM ALL-MAC
2017 BILETNIKOFF AWARD WATCH LIST
2016 SECOND-TEAM ALL-MAC

7

2018

Third-team All-MAC...Has played in 52 career games, second-most behind Cody Thompson's 55...Third on team with 29 receptions and second with 611 receiving yards...22 career TD receptions is tied for seventh all-time at UT...Moved over 100 career receptions with performance at Fresno...Now has 120 career catches...Caught three passes for 80 yards in opener vs. VMI, including a 57-yard TD catch...Six catches for 112 yards and two TDs vs. Fresno State...Hauled in a 55-yard TD at Kent State... Had three receptions for 87 yards including a 44-yard touchdown vs. CMU.

2017

Second on team with 42 catches for 689 yards and five touchdowns...Caught four passes for 51 yards vs. Elon...Three receptions for 37 yards vs. Nevada...Two catches for 26 yards vs. Tulsa...Five catches for 79 yards and a touchdown against Miami (Fla.)...Had two receptions for 16 yards against CMU...Led the team with five catches, 102 yards, and two touchdowns against Akron...Two catches for 56 yards and one touchdown against BGSU...Four catches for 96 yards against Western Michigan...Six catches, 103 yards, and a TD against Akron in the MAC Championship Game.

2016

Named second-team All-MAC...Fifth on team with 40 receptions ...Third on team with 773 yards receiving...Second on team behind Cody Thompson and 14th nationally in yards per catch (19.3)...10 TD receptions was third on team, tied for 21st nationally and tied for fourth-best ever in a season at UT...Six recep-

tions for 129 yards and one TD vs. NIU...Six receptions for 156 yards and two TDs vs. Ohio...Caught 98-yard TD vs. Bobcats, longest play from scrimmage in UT history...Set career bests in receptions (9), yards (182) and TDs (3) vs. BYU...Caught at least one pass in first 11 games.

2015

Played in 12 games, starting one...Eight receptions for 101 yards...Had two receptions each vs. Arkansas, Ball State and Central Michigan.

2014

Played in one game, making a catch vs. Cincinnati...Injured and retained his freshman eligibility.

HIGH SCHOOL

Caught 73 passes for 1,428 yards and 23 touchdowns as a senior...Earned first-team all-state honors and was named one of the top 22 players in the state by Indiana Preps...Scout.com ranked him as a three-star recruits, while 24/7 Sports ranked him as a three-star recruit and the No. 11 player in the state...47 passes for 1,054 yards and nine touchdowns as a junior, earning first-team all-area accolades...Also played basketball and was a two-time all-state sprinter in track, finishing third in the 100 meters at the 2013 state finals.

PERSONAL

Full name is Jon'Vea J'Qyay Johnson...Parents are Jason Johnson and Eula Veasy...Father was a wide receiver for the Denver Broncos, Pittsburgh Steelers and New Orleans Saints from 1988-91...Major is interdisciplinary studies.

Jon'Vea Johnson's Career Statistics

Year	G/S	Rec.	Yds.	Avg.	TD	LP
2014	1/0	1	1	1.0	0	1-Cincinnati
2015	12/1	8	101	9.2	0	18-CMU
2016	13/13	40	773	19.3	10	98-Ohio
2017	14/14	42	689	16.4	5	49-WMU
2018	12/2	29	611	21.1	7	57-VMI
Totals	52/30	120	2175	18.1	22	98-Ohio

CAREER GAME HIGHS

Receptions: 9 (BYU, 9-30-16)

Receiving Yards: 182 (BYU, 9-30-16)

Receiving TDs: 3 (BYU, 9-30-16)

Long Reception: 98 (Ohio, 10-27-16)





TOLEDO PLAYERS TO WATCH



Sami Kassem

67

Offensive Lineman • 6-4 • 320 • Sr.
Cincinnati, Ohio • Indian Hills HS / ASA (NY) College

2018

Received injury hardship waiver from the NCAA...Starting right guard...Part of an offense that is second the MAC in scoring (41.1), total offense (448.5), and rushing (223.6).

2017

Appeared in 12 games, starting nine at left guard...Part of an offense that ranked first in the MAC in total offense (483.9), second in passing offense (279.9), second in scoring (36.4), and third in rushing offense (204.0)...Became the starting left guard on Oct. 14 against Central Michigan.

2016

Did not see game action.

2015

Sat out season as a redshirt.

JUNIOR COLLEGE

A two-year player at ASA (N.Y.) Junior College in Brooklyn, N.Y...Named first-team All-Northeast Football Conference and third-team All-America in his sophomore year in 2014.

HIGH SCHOOL

First-team all-conference, first-team all-area and second-team all-state selection as a senior...Also named team's best offensive player...First-team all-conference, honorable mention all-area as a junior...Also played one year of lacrosse...High school coach was Mike Theisen.

PERSONAL

Full name is Sami Kamel Kassem...Parents are Kamel Kaseem and Sharon Sweeney...Has four sisters and one brother...Graduated spring of 2017 with a degree in criminal justice major...Cur-



Bryant Koback

22

Running Back • 6-0 • 195 • Fr. (R)
Holland, Ohio • Springfield HS

2018

Leads UT with 875 rushing yards, 6.3 yards per carry average, and 13 rushing touchdowns...Tied for second in MAC in rushing TDs, fifth in rushing yards...Led team with 67 yards rushing on nine carries and scored two touchdowns in his debut as a Rocket in the opener vs. VMI...23 yards on seven carries vs. Miami...29 yards on 12 carries vs. Nevada...27 yards on seven attempts vs. Fresno State...90 yards and three TDs on 11 attempts vs. BGSU...70-yard TD run vs. Buffalo...Rushed for 99 yards on just 10 carries, including a 40-yard TD run...78 rushing yards and two touchdowns vs. Ball State...Rushed for a career-high 192 yards on 17 carries with two TDs against Kent State...Had two touchdowns and a career-high with 22 rushing attempts vs. Central Michigan...Joined team in spring of 2018 after transferring from the University of Kentucky and participated in spring practice season.

2017

Sat out the 2017 season as a redshirt at Kentucky.

HIGH SCHOOL

Three-star recruit by 247Sports who was rated the No. 37 running back in 2017...Four-year letterwinner, three-year starter, and two-time team captain...Prior to suffering a leg injury in 2016, he had rushed 93 times for 1,096 yards and 21 total touchdowns (19 rushing and two receiving) in four games...Rushed for 2,015 yards and 31 touchdowns on 194 carries as a junior...Named Division II first-team All-State by The Associated Press in 2015...Totalled 57 career touchdowns and over 4,400 all-purpose yards in his prep career

PERSONAL

Born in Toledo, Ohio...Mother is Mary Koback...Business major.

Bryant Koback's Career Statistics

Year	G/S	Att.	Yds.	Avg.	TD	LP
2017						DNP-Redshirt (at Kentucky)
2018	12/1	139	875	6.3	13	70-Buffalo
Totals	12/1	139	875	6.3	13	70-Buffalo

CAREER GAME HIGHS

Rushing Yards: 192 (Kent State, 11-15-18)

Rushing Attempts: 22 (Central Michigan, 11-23-18)

Rushing TDs: 3 (Bowling Green, 10-6-18)

Longest Run: 70 (Buffalo, 10-20-18)



TOLEDO PLAYERS TO WATCH



Richard Olekanma

42

Linebacker • 6-2 • 245 • Sr.
Downers Grove, Ill. • North HS

2018

Team leader with 78 tackles...Eight tackles vs. Bowling Green... Career-high 15 tackles vs. Eastern Michigan...Nine tackles vs. Buffalo...Nine tackles and one TFL against Western Michigan... Five tackles, two TFL, one sack against Ball State... Eight tackles, two TFL, and one sack vs. Central Michigan.

2017

Played in all 14 games, starting one game vs. EMU...45 tackles, 2.5 tackles for loss, 1.5 sacks...Had five tackles, including 1.0 TFL, against Tulsa...Had a career-high eight tackles at Ball State...Had a sack in the win over Western Michigan...Two tackles and a pass breakup in the MAC Championship Game vs. Akron.

2016

Played in three games, making nine tackles...Missed most of the season due to injury.

2015

Played in 12 games, making 13 tackles...Recorded season-high five tackles vs. Eastern Michigan.

2014

Sat out season as a redshirt.

HIGH SCHOOL

Made all-area as linebacker...Had 3.5 sacks as a senior...On offense, caught 15 passes for 400 yards and two touchdowns...As a junior, caught 25 passes for 350 yards and three TDs...Also on track and field team, ran the 200 and 4x200...High school coach was John Wander.

PERSONAL

Full name is Richard Ekene Olekanma...Parents are Uche and Vera Olekanma...Has a younger sister, Kessie...Majoring in bio-engineering.

Richard Olekanma's Career Statistics

Year	G/S	UT	AT	TT	TFL	Sack	FF	Int	BrUp	QBH
2014										
2015	12/0	5	8	13	0	0	0	0	0	0
2016	3/0	3	6	9	1.0	0	0	0	0	0
2017	14/1	19	26	45	2.5	1.5	0	0	2	0
2018	12/12	32	46	78	8.5	2.5	0	1	0	0
Totals	41/13	59	86	145	12.0	4.0	0	1	2	0

CAREER GAME HIGHS

Tackles: 15 (Eastern Michigan, 10-13-18)




Eli Peters

12

Quarterback • 6-2 • 185 • So.
Jacksonville, Fla. • Sandalwood HS

2018

Has played in 11 games, starting five...4-1 as UT's starting QB... Started vs. BGSU, completing 17-of-35 passes for 184 yards, three TDs and no interceptions...Named MAC West Division Offensive Player of the Week for his performance vs. the Falcons...Completed 8-of-13 passes for 73 yards vs. VMI...Stepped in for the injured Mitchell Guadagni vs. Fresno State and completed 10-of-21 passes for 179 yards and two TDs...Entered in relief against WMU, throwing for 107 yards and three touchdowns... Threw for career-best 327 yards and two TDs in his second career start against Ball State...Set career marks in completions (26) and attempts (47) at NIU...Completed 11 of 14 passes for 131 yards and two TDs against Kent State...Completed 14-of-30 passes for 180 yards vs. Central Michigan.



2017

Did not see action as a backup quarterback.

2016

Sat out season as a redshirt.

HIGH SCHOOL

First-team all-conference, third-team all-state as a senior... Named to Florida Times Union "Super 11" team... First-team all-conference as a junior...High school coach was Adam Geis... Originally signed with Illinois before joining the Rockets.

PERSONAL

Full name is Elijah Edward Peters...Parents are Scott and Sara Peters...Has a younger brother, Ezra...Media communication major.

Eli Peters' Career Statistics

Year	G/S	Att.	Comp.	Int.	Pct.	Yds.	TD
2016							
2017							
2018	11/5	227	124	7	54.6	1573	15
Totals	11/5	227	124	7	54.6	1573	15

CAREER GAME HIGHS

Completions: 25 (Ball State, 10-31-18)

Attempts: 35 (Bowling Green, 10-6-18)

Completion Percentage: 78.6 (Kent State, 11-15-18)

Passing Yards: 327 (Ball State, 10-31-18)

Touchdown Passes: 3, twice (last at WMU, 10-25-18)



TOLEDO PLAYERS TO WATCH



Desmond Phillips

10

Wide Receiver • 5-10 • 187 • So.
Miami, Fla. • Jackson HS

2018

Fourth on team with 26 receptions...Team-high four receptions vs. VMI for 49 yards...Threw for 19-yard TD on a receiver option play to Cody Thompson vs. Nevada...Blocked a punt vs. Nevada



that was returned for a TD... Three catches for 31 yards vs. BGSU...Three receptions for 13 yards at WMU... Career-high in receptions (7) and receiving yards (52) vs. CMU.

2017

Played in 12 games, totaling 12 receptions for 101 yards and two touchdowns...Hauled

in a 40-yard touchdown catch vs. Akron... Had a 35-yard touchdown reception at Ball State...One catch for eight yards in the MAC Championship Game vs. Akron.

2016

Played in 10 games, making two receptions...Joined team in January of 2016.

HIGH SCHOOL

A first-team All-Dade County and honorable mention all-state player as a senior quarterback...Threw for 1,550 yards and 16 TDs...Rushed for 668 yards and eight scores...As a junior, made first-team All-Dade County and was named his team's MVP... Threw for 1,200 yards and 12 touchdowns while rushing for 520 yards and 10 TDs...Three-star recruit by 247 Sports and Scout.com...Ranked as No. 20 recruit out of Dade County by *The Miami Herald*, the only MAC signee in the Top 20...High school coach was Earl Little.

PERSONAL

Full name is Desmond Lamar Phillips...Parents are Willie Phillips Sr. and Sheila Phillips...Media communication major.

Desmond Phillips' Career Statistics

Year	G/S	Rec.	Yds.	Avg.	TD	LP
2016	10/0	2	27	13.5	0	31-Fresno St.
2017	12/1	12	101	8.1	2	40-Akron
2018	12/6	26	205	7.9	0	38-VMI
Totals	34/7	40	333	8.3	2	40-Akron

CAREER GAME HIGHS

Receptions: 7 (Central Michigan, 11-23-18)

Receiving Yards: 52 (Central Michigan, 11-23-18)

Long Reception: 40 (Akron, 10-21-17)



Kahlil Robinson

27

Defensive Back • 6-0 • 178 • Jr.
Charlotte, N.C. • Southlake Christian Academy

2018

Second on the team with 67 tackles...Four tackles in opener vs. VMI... Six tackles vs. Miami...Career-high 11 tackles vs. Nevada... Career-high 11 tackles and one breakup vs. Fresno State...Four tackles vs. EMU...Seven tackles and an interception vs. Buffalo... Six stops against WMU...Four tackles at Kent State...Five tackles vs. CMU.

2017

Played in 14 games, starting the last 10 at strong safety...Third on the squad with 67 tackles and had team-high four interceptions...Had two picks in the fourth quarter in 20-15 win over Eastern Michigan, including one with less than a minute to play... Career-best nine stops vs. Akron...Had eight tackles against NIU... Tied a career-high with nine tackles against Ohio...Six tackles, including a TFL, and an interception against Western Michigan... Four tackles and a pass breakup in the MAC Championship Game vs. Akron...Eight tackles in the Dollar General Bowl vs. Appalachian State.

2016

Played in one game, making one tackle.

2015

Sat out season as a redshirt.

HIGH SCHOOL

Recorded 75 tackles, four interceptions, two sacks and five touchdowns in his senior season...Named all-state and all-conference...As a junior, he returned four punts for touchdowns and had three interceptions...Also played basketball...High school coach was Bobby McLaughlin.

PERSONAL

Full name is Kahlil Stuart Robinson...Parents are Troy and Shuncia Whitehurst...Has one brother, Trayvon, and two sisters, Aali-

Kahlil's Robinson's Career Statistics

Year	G/S	UT	AT	TT	TFL	Sack	FF	Int	BrUp	QBH
2015	DNP-Redshirt									
2016	1/0	0	1	1	0	0	0	0	0	0
2017	14/10	39	28	67	1.0	0	0	4	4	0
2018	12/12	39	28	67	0	0	0	1	1	0
Totals	27/22	78	57	135	1.0	0	0	5	5	0

CAREER GAME HIGHS

Tackles: 11 (vs. Fresno State, 9-29-18)

Interceptions: 2 (vs. Eastern Michigan, 10-7-17)



TOLEDO PLAYERS TO WATCH



Brock Ruble

71

Offensive Lineman • 6-8 • 330 • Sr.
Charlotte Hall, Md. • DeMatha Catholic HS/
Florida State

2018

Joined team in spring of 2018 as a graduate transfer...Starting right tackle...Part of an offense that is second the MAC in scoring (41.1), total offense (448.5), and rushing (223.6)

AT FLORIDA STATE (2014-17)

Appeared in 28 games for the Seminoles, making 13 starts...Suffered early-season injury and sat out most of 2017 season...Started seven games as a sophomore in 2016 and was instrumental in Florida State's offense ranking No. 3 in the ACC in total yards (466.2) and No. 4 in scoring (35.1)...Started six games as a redshirt freshman.

HIGH SCHOOL

Consensus three-star recruit from the 2014 class...Ranked as No. 9 player in Maryland and nation's No. 35 offensive tackle prospect by 247Sports...PrepStar Magazine All-Atlantic Region...Helped lead DeMatha Catholic to an 11-1 record and the Washington Catholic Athletic Conference championship in 2013 for the school's first title since 2008...DeMatha's offense averaged 31 points per game...Captured consensus Maryland all-state first team and All-Gazette First Team accolades in 2013.

PERSONAL

Pursuing his master's degree in education.



Shakif Seymour

21

Running Back • 5-11 • 225 • So.
Cleveland, Ohio • Parma Heights Holy Name

2018

Starting running back in eight games...Third on team with 526 yards rushing...Six carries for 25 yards and two touchdowns vs. VMI...57 yards on 12 carries vs. Nevada...Season-high 101 yards on 18 attempts vs. BGSU...61 yards and one TD vs. EMU...74 yards on 12 carries vs. Buffalo...48 rushing yards on nine attempts at WMU... 66 yards on 10 carries and one touchdown vs. CMU... Nominee for Academic All-America.

2017

Played in all 14 games, tallying 702 rushing yards and 12 touchdowns...Averaged 6.1 yards per carry, unofficially the second-best average in the MAC...Was four carries short of meeting minimum qualifications for ranking...Also caught 10 passes for 104 yards and a touchdown...One of three FBS running backs to have five rushing TDs in a game...Twice rushed for over 100 yards, vs. Elon (102) and Central Michigan (119)...Rushed for 72 yards and two TDs vs. Ball State...Tied a school record with five rushing touchdowns against Bowling Green; also ran for 67 yards and had two catches for 30 yards...39 rushing yards and a 12-yard TD reception in the MAC Championship game vs. Akron.

2016

Sat out season as a redshirt.

HIGH SCHOOL

Gained 1,065 yards and 16 touchdowns as a senior, 1,688 yards and 24 TDs as a junior and 1,060 yards and 16 scores as a sophomore...Earned first-team all-state and first-team all-conference honors as a junior...Named his league's Most Valuable Player...Earned second-team all-conference marks as a sophomore...Named three-star recruit by Rivals...High school coach was Dan Wondolowski.

PERSONAL

Full name is Shakif La'paris Nyrobi Seymour...Parents are Andrea Seymour and Teneishue Lawrence...Has one sister Nikia, and two brothers, Jahad and Louis...Business major.

Shakif Seymour's Career Statistics

Year	G/S	Att.	Yds.	Avg.	TD	LP
2016						DNP-Redshirt
2017	14/0	116	702	6.1	12	63-BSU
2018	12/8	113	526	4.7	5	19-Buffalo
Totals	26/8	229	1228	5.4	17	63-BSU

CAREER GAME HIGHS

Rushing Yards: 119 (Central Michigan, 10-14-17)
Rushing Attempts: 18 (Bowling Green, 10-6-18)
Rushing TDs: 5 (Bowling Green, 11-15-17)
Longest Run: 63 (Ball State, 10-26-17)



TOLEDO PLAYERS TO WATCH



Tuzar Skipper

99

Defensive End • 6-3 • 245 • Sr.
Norwich, Conn. • Norwich Free Academy/ Monroe (NY) College

2018 THIRD-TEAM ALL-MAC

2018

Third-team All-MAC...Fifth on team with 52 tackles...Leads team and fourth in MAC with 8.5 sacks...Second on team with 10.5 TFL...Career-best eight tackles vs. Miami...Two sacks and 2.5 TFL vs. EMU...Four tackles, 1.5 sacks at WMU...Recovered a fumble in the end zone for a TD against Ball State... Five tackles, 2.5 TFL and a career-best two sacks vs. CMU.



2017

Played in three games, starting two before an injury ended his season...Had eight tackles and one sack...Received an injury hardship waiver from the NCAA.

2016

Appeared in all 13 games...Recorded 22 tackles, 1.0 TFL, two quarterback hurries and one blocked kick...Tallied season-high six tackles against Northern Illinois.

JUNIOR COLLEGE

Made second-team all-conference as a defensive end in 2014 and 2015 at Monroe College.

HIGH SCHOOL

Played key role in helping team qualify for CIAC Class LL playoffs in junior and senior seasons, including berth in the 2012 championship game...Wildcats went 20-4 those two seasons, winning league title in 2012...Also a two-time all-area selection...Twice made Connecticut High School Coaches' Association Class LL all-state team...High school coach was Jamal Davis.

PERSONAL

Full name is Tuzar Skipper...Parents are Lamont Williams and Shonte Skipper...Has three brothers, Patrick, Antonio, and Nathaniel, and one sister, Clarice...Communication major.

Tuzar Skipper's Career Statistics

Year	G/S	UT	AT	TT	TFL	Sack	FF	Int	BrUp	QBH
2016	13/0	10	12	22	1.0	0	0	0	0	2
2017	3/2	4	4	8	1.0	1.0	1	0	0	0
2018	12/12	26	26	52	10.5	8.5	1	0	0	4
TOTALS	28/14	40	42	82	12.5	9.5	2	0	0	6

CAREER GAME HIGHS

Tackles: 8 (Miami, 9-15-18)

Sacks: 2, twice (last vs. Central Michigan, 11-23-18)



Tyler Taafe

17

Linebacker • 6-1 • 230 • Sr.
Hubbard, Ohio • Hubbard HS

2018

Starting middle linebacker...Has played in 51 career games, third-most on the team...51 tackles...Season-high seven tackles vs. Buffalo...Four tackles vs. VMI and Miami...Five tackles vs. EMU...Five tackles against Ball State...First career interception at Kent State, which he returned 31 yards for a touchdown... Nine tackles and one interception returned 21 yards for a touchdown vs. CMU... Nominee for Academic All-America.

2017

Started all 14 games at middle linebacker...Made 48 tackles and 2.5 TFL...Six tackles, 0.5 TFL against Nevada...Six tackles and a forced fumble at Ohio...Four tackles, TFL against Bowling Green... Season-high nine tackles against WMU...Two tackles, two QB hurries in the MAC Championship Game against Akron.

2016

Started all 13 games at middle linebacker...Had 70 tackles, 6.0 TFL, two quarterback hurries and two pass breakups...Career-high 12 tackles vs. Appalachian State...10 tackles against Northern Illinois.

2015

Appeared in 12 games as linebacker, making 10 tackles...Had at least one tackle in eight games.

HIGH SCHOOL

Three-star prospect, according to ESPN.com...As a senior, he recorded 108 total tackles, 58 solo...Also tallied seven sacks, one interception and a fumble recovery...Named all-conference, all-county and all-state...Named the county defensive player of the year as well as his team's defensive MVP...Invited to play in the North/South All-Star game...Named all-conference and all-county in his junior season...As a sophomore, was named Hubbard's special team's player of the year.

PERSONAL

Full name is Tyler James Taafe...Parents are James and Lisa Taafe... Has one brother, Tim, and two sisters, Jen and Emily...Finance

Tyler Taafe's Career Statistics

Year	G/S	UT	AT	TT	TFL	Sack	FF	Int	BrUp	QBH
2015	12/0	5	5	10	0	0	0	0	0	0
2016	13/13	32	38	70	6.0	0.5	0	0	2	2
2017	14/14	14	34	48	2.5	0	1	0	0	3
2018	12/12	17	34	51	2.5	0.5	0	2	0	0
Totals	51/39	68	111	179	11.0	1.0	1	2	2	5

CAREER GAME HIGHS

Tackles: 12 (Appalachian State, 12-17-16)



TOLEDO PLAYERS TO WATCH



Josh Teachey

8

Safety • 5-11 • 195 • Sr.
Waldorf, Md. • McDonough HS

2018 THIRD-TEAM ALL-MAC

2018

Third-team All-MAC...Fourth in the MAC with 11 pass breakups...54 tackles, 4.0 TFL...Four tackles and one pass breakup vs. Miami...Six tackles, one TFL and one breakup vs. Nevada...Five tackles and three breakups vs. BGSU...Season-high nine tackles and three breakups vs. Buffalo.

2017

Started all 14 games at safety...56 tackles and four pass breakups...Career-high 14 tackles vs. Tulsa, the most by a Rocket in 2017...Also returned a blocked PAT for two points against Tulsa...Had two tackles and one pass breakup vs. CMU...Eight tackles in the win over NIU...Six tackles and two breakups in MAC Championship Game vs. Akron.

2016

Played in 13 games, starting 12...Tallied 28 tackles, 5.0 TFL and one sack...Season-high four tackles against Arkansas State and Bowling Green...Season-high 2.0 TFL and a sack against Arkansas State...Academic All-America nominee.

2015

Played in nine games, starting two...14 tackles, 2.5 TFL, seven pass breakups...Season-high five tackles vs. NIU...Career-best four breakups vs. UMass...Three breakups vs. Kent State.

HIGH SCHOOL

Recorded four interceptions, 30 tackles and forced two fumbles as a senior...Also tallied 27 receptions for 430 yards and nine TDs as a receiver...Named first-team all-conference as a defensive back and second-team all-conference as a wide receiver...High school coach was Ryan Gick.

PERSONAL

Full name is Joshua Lee Teachey...Mother's name is Donna L. Brisco...Has two brothers, Robby and Jammal, and one sister, Jessica...Information systems major.

Josh Teachey's Career Statistics

Year	G/S	UT	AT	TT	TFL	Sack	FF	Int	BrUp	QBH
2015	9/2	12	2	14	2.5	1.0	0	0	7	0
2016	13/12	27	1	28	5.0	1.0	0	0	0	0
2017	14/14	33	23	56	0.5	0	0	0	4	0
2018	12/11	30	24	54	4.0	1.0	0	0	11	0
Totals	48/39	102	50	152	12.0	3.0	0	0	22	0

CAREER GAME HIGHS

Tackles: 14 (Tulsa, 9-16-17)

Pass Breakups: 4 (UMass, 10-24-15)



Art Thompkins

33

Running Back • 5-8 • 187 • Jr.
Pittsburgh, Pa. • Woodland Hills HS

2018

Second on team with 563 yards on 98 carries...15 receptions for 139 yards...31 yards and a touchdown on five carries vs. Miami...Also caught two passes vs. Miami, one for 31 yards...Led team with five receptions for 51 yards vs. Wolf Pack...79 yards and one TD on 11 attempts vs. BGSU...Team-high 84 yards on 13 carries and a TD vs. Ball State...Team-best 62 yards on 12 carries in starting assignment vs. NIU...Career-high 122 rushing yards and two TDs against Kent St...Had 10 carries for 51 yards and one touchdown vs. CMU.

2017

Appeared in all 14 games...629 rushing yards, third-most on the team, with two rushing TDs...16 receptions for 123 yards...Ran for 99 yards on 15 carries vs. Elon, including a 36-yard run...Made first career start against Eastern Michigan, with 15 carries for 94 yards and a touchdown...Rushed for 52 yards against Akron...114 rushing yards, including an 88-yard TD, against Bowling Green...30 yards in MAC Championship Game vs. Akron.

2016

Played in 12 games, rushing for 235 yards and three touchdowns on 29 carries...Averaged team-best 8.1 yards per rush...Caught three passes for 29 yards...Had 15 carries for 103 yards and a touchdown against Fresno State...Returned 12 kickoffs with a 16.8 average per return.

2015

Sat out season as a redshirt.

HIGH SCHOOL

Ranked as a three-star prospect by ESPN.com and 24/7Sports...Scored seven touchdowns as a senior...Also played defensive back, recording one interception and 39 tackles...Named first-team all-conference as a defensive back in his senior season...

PERSONAL

Full name is Arthur Keare Thompkins...Parents are Arthur Thompkins and Kiyonna Harris...Has two brothers, Armor and Keon...Interdisciplinary studies major.

Art Thompkins' Career Statistics

Year	G/S	Att.	Yds.	Avg.	TD	LP
2015	DNP-Redshirt					
2016	12/0	29	235	8.1	3	43-Maine
2017	14/1	104	629	6.0	2	88-BGSU
2018	12/4	98	563	5.7	6	43-KSU
Totals	38/5	231	1427	6.2	11	88-BGSU

CAREER GAME HIGHS

Rushing Yards: 122 (Kent State, 11-15-18)

Rushing Attempts: 15 (3 times, last vs. EMU, 10-7-17)

Longest Run: 88 (Bowling Green, 11-15-17)



TOLEDO PLAYERS TO WATCH



Cody Thompson

25

Wide Receiver • 6-2 • 207 • Sr.
Huron, Ohio • Huron HS

2018 FIRST-TEAM ALL-MAC
2017/2018 BILETNIKOFF AWARD CANDIDATE
2017/2018 ACADEMIC ALL-DISTRICT 5
2018 ALL STATE AFCA GOOD WORKS WATCH LIST
2017/2018 WUERFFEL TROPHY WATCH LIST
2018 MAYO CLINIC COMEBACK PLAYER OF THE YEAR CANDIDATE
2017/18 JASON WITTEN COLLEGIATE MAN OF THE YEAR CANDIDATE
2017/18 NCAA SENIOR CLASS AWARD CANDIDATE
2017/2018 CAMPBELL AWARD SEMIFINALIST
2017 ALL STATE AFCA GOOD WORKS TEAM
2016 FIRST-TEAM ALL-MAC

CAREER

Holds Toledo record with 30 career touchdown receptions...Ranks second on UT's career receiving list with 3,257 yards...Trails Eric Page as UT's all-time leader by 189 yards...Second in yards per catch (18.5), 10th in receptions (176).

2018

Second on team with 43 receptions and leads team with 10 TD grabs...Three receptions for 68 yards and one TD vs. VMI...Also blocked a punt near the goal line off the punter's foot and took it in for a two-yard score...Named MAC West Special Teams Player of the Week for his performance vs. VMI...Two catches for 19 yards vs. Miami...Four receptions for 57 yards and three TDs vs. Nevada...Game-high six receptions for 78 yards and one TD vs. BGSU...Caught three passes vs. EMU, including a fourth-quarter TD that gave him 26 for his career, establishing new UT record...Caught six passes for 63 yards and three touchdowns at WMU...Six catches for 75 yards and a TD against Ball State...Streak of 36 consecutive games with at least one reception was snapped at Buffalo on Oct. 20... Two receptions for 26 yards vs. CMU...Received injury hardship waiver from the NCAA...Named First-Team Academic All-Region...Now on Academic All-America ballot...On official watch lists for Biletnikoff Award, Wuerffel Trophy, Mayo Clinic Comeback Player of the Year Award, Campbell Award, Jason Witten Collegiate Man of the Year Award and Allstate AFCA Good Works Team.

2017

Suffered season-ending leg injury vs. EMU on Oct. 7...Third on team with 28 receptions...Was first in MAC and fourth in nation with

126.3 receiving yards per game going into the EMU game...Hauled in five catches for 112 yards against Elon...Had eight catches against Nevada for 101 yards and a touchdown...Career-best nine catches and 178 yards vs. Tulsa, also hauled in three touchdowns...Had five receptions for 114 yards against Miami (Fla.), the 14th 100-yard receiving game of his career...All-America candidate...Named to watch lists for Biletnikoff Award (top receiver) and Wuerffel Trophy (community service)...Semifinalist for Campbell Award, honoring college football with best combination of athletics and academics...Named to Allstate Good Works Team for community service...Candidate for the Jason Witten Collegiate Man of the Year and the NCAA Senior Class awards...Team captain...Academic All-America nominee...Named to the Academic All-District 5 Team.

2016

First-team All-MAC selection...Second on team with 64 receptions for then school-record 1,269 yards...Second on team with 11 TD receptions, which also ranks third all-time at UT...Led team and was ninth in nation with 19.8 yards per catch...Second in MAC and 17th nationally with 97.6 yards receiving per game...Had 14 receptions of 30 yards or more...Over 100 yards receiving in six games...Named MAC West Offensive Player of the Week for his performance vs. CMU on Oct. 22...Career-high seven receptions for 122 yards and four TDs vs. CMU...Four TDs ranks second on UT's single-game list, one behind Eric Page (5 TDs vs. NIU in 2011)...Career-high seven receptions for 126 yards vs. EMU...Five receptions for 161 yards vs. BYU...Also blocked a punt vs. Black Bears...Caught five passes for a career-high 174 yards and one touchdown vs. Arkansas State...Six catches for 105 yards and one TD vs. Ball State...99 yards and one TD in the Camellia Bowl...On official watch list for Biletnikoff Award (nation's top receiver)...Academic All-MAC selection...Academic All-America nominee.

2015

Second on team with 37 receptions...Led team with 825 receiving yards...First in MAC and third in country with 22.3 yards per catch...Season-best 119 yards receiving vs. Temple in Boca Raton Bowl, including 80-yard TD grab...116 receiving yards and season highs in receptions (6) and TD receptions (2) vs. UMass...Two catches for 110 yards vs. EMU, including career-high 88-yard TD catch...Five receptions and 112 receiving yards vs. Arkansas State.

2014

Played in all 13 games, catching four passes.

HIGH SCHOOL

Played quarterback in high school...Threw for 1,883 yards and 17 touchdowns as a senior, and also rushed for 1,139 yards and 22 scores...Made second-team all-conference, second-team all-district, and academic all-conference...Totaled 1,574 passing yards and 1,001 rushing yards as a junior, throwing for 22 TDs and rushing for 14 more, earning second-team all-conference accolades...Also served as the team's punter, averaging 44.6 yards per punt as a senior...Played wide receiver as a sophomore, catching 48 passes for 865 yards and 11 touchdowns...Was an honorable mention all-district player in basketball as a junior...High school coach was Tony Legando.

PERSONAL

Full name is Cody James Thompson...Parents are Scott and Lois Thompson...Graduated last December with a degree in marketing...Pursuing his master's degree in recreation & leisure.

Cody Thompson's Career Statistics

Year	G/S	Rec.	Yds.	Avg.	TD	LP
2014	13/0	4	34	8.5	0	15-CMU
2015	12/11	37	825	22.3	5	88-EMU
2016	13/13	64	1269	19.8	11	78-BYU
2017	5/5	28	537	19.2	4	81-Tulsa
2018	12/12	43	592	13.8	10	38-VMI
Totals	55/41	176	3257	18.5	30	88-EMU

CAREER GAME HIGHS

Receptions: 9 (Tulsa, 9-16-2017)

Receiving Yards: 178 (Tulsa, 9-16-17)

Touchdown Receptions: 4 (CMU, 10-22-16)

CODY THOMPSON IN THE TOLEDO RECORD BOOKS

CAREER RECEIVING

Receptions

1. Eric Page (2009-11).....	306
2. Stephen Williams (2006-09).....	229
3. Lance Moore (2001-04).....	222
4. Steve Odom (2003-06).....	216
5. Alonzo Russell (2012-15).....	202
6. Bernard Reedy (2010-13).....	195
7. Corey Jones (2013-16).....	189
8. Dontà Greene (1999-2002).....	188
9. Nick Moore (2005-08).....	182
10. Cody Thompson (2014-present)	176
11. Mel Long (1997-2000).....	175
12. Don Fair (1969-71).....	171

Receiving Yards

1. Eric Page (2009-11).....	3,446
2. Cody Thompson (2014-present) ...	3,257
3. Stephen Williams (2006-09).....	3,102
4. Alonzo Russell (2012-15).....	3,076
5. Lance Moore (2001-04).....	2,776
6. Bernard Reedy (2010-2013).....	2,743
7. Steve Odom (2003-06).....	2,631
8. Corey Jones (2013-16).....	2,236
9. Don Fair (1969-71).....	2,191
10. Mel Long, Jr. (1997-2000).....	2,188

Touchdown Receptions

1. Cody Thompson (2014-present)	30
2. Lance Moore (2001-04).....	25
Eric Page (2009-11).....	25
4. Alonzo Russell (2012-15).....	24
5. Bernard Reedy (2010-13).....	23
Diontae Johnson (2015-present)	23
7. Michael Roberts (2013-16).....	22
Jon'Vea Johnson (2014-present)	22
9. Mel Long, Jr. (1997-2000).....	21
Stephen Williams (2006-09).....	21

Yards Per Reception Average (minimum 50 receptions)

1. Butch Hunyadi (1978-81).....	20.2
2. Cody Thompson (2014-present)	18.5
3. Jon'Vea Johnson (2014-present)	18.1
4. Scott Resseguie (1973-76).....	17.3
5. Capus Robinson (1980-83).....	17.0
6. Al Baker (1969-71).....	16.6
Diontae Johnson (2015-present)	16.6
8. Don Seymour (1972-74).....	16.1
9. Romauldo Brown (1988-90).....	16.0
10. Eric Hutchinson (1984-87).....	15.5

SEASON RECEIVING

Receptions

1. Eric Page (2011).....	125
2. Lance Moore (2003).....	103
3. Eric Page (2010).....	99
4. Lance Moore (2004).....	90
5. Bernard Reedy (2012).....	88
6. Eric Page (2009).....	82
7. Don Fair (1970).....	81
8. Carl Ford (2002).....	79
Stephen Williams (2009).....	79
10. Nick Moore (2008).....	78
11. John Ross (1974).....	77
12. Diontae Johnson (2017)	74
13. Stephen Williams (2007).....	73
14. Stephen Williams (2008).....	71
15. Corey Jones (2014).....	68

16. Cody Thompson (2016).....	64
17. Dontà` Greene (2002).....	63
18. Steve Calabrese (1972).....	62
Dontà` Greene (2001).....	62
Steve Odom (2003).....	62
Bernard Reedy (2013).....	62

Receiving Yards

1. Diontae Johnson (2017)	1,278
2. Cody Thompson (2016).....	1,269
3. Lance Moore (2003).....	1,194
4. Lance Moore (2004).....	1,189
5. Eric Page (2011).....	1,182
6. Stephen Williams (2007).....	1,169
7. Eric Page (2009).....	1,159
8. Bernard Reedy (2012).....	1,113
9. Eric Page (2010).....	1,105
10. Stephen Williams (2009).....	1,065
11. Carl Ford (2002).....	1,062
12. Alonzo Russell (2012).....	960
13. Don Fair (1970).....	949
14. Jeff Calabrese (1972).....	886
John Ross (1974).....	886
16. Corey Jones (2014).....	842
17. Bernard Reedy (2013).....	840
18. Steve Odom (2003).....	838
19. Cody Thompson (2015).....	825
20. Corey Jones (2016).....	817

Touchdown Receptions

1. Michael Roberts (2016).....	16
2. Lance Moore (2004).....	14
Diontae Johnson (2017)	13
4. Cody Thompson (2016).....	11
5. Eric Page (2011).....	10
Jon'Vea Johnson (2016).....	10
Cody Thompson (2018).....	10
8. Lance Moore (2003).....	9
Don Seymour (1973).....	9
Carl Ford (2002).....	9
Bernard Reedy (2011).....	9

Yards Per Reception Average (minimum 10 receptions)

1. Rod Achter (1980 - 269y/10r).....	26.9
2. Butch Hunyadi (1978 - 494y/19r).....	26.0
3. Rod Achter (1981 - 361y/14r).....	25.7
4. C. Robinson (1981 - 254y/10r).....	25.4
5. Tyrone Brown (1993 - 303y/12r).....	25.3
Bob Smith (1959 - 455y/18r).....	25.3
7. Glyn Smith (1971 - 466y/19r).....	24.5
8. Gene Cook (1955 - 230y/10r).....	23.0
9. Cody Thompson (2015- 825y/37r)....	22.3
10. Jon'Vea Johnson (2018- 611y/29r) .	21.1

Receptions by a Junior

1. Eric Page (2011).....	125
2. Lance Moore (2003).....	103
3. Bernard Reedy (2012).....	88
4. Stephen Williams (2008).....	71
5. Cody Thompson (2016).....	64

Receiving Yards by a Junior

1. Cody Thompson (2016).....	1,269
2. Lance Moore (2003).....	1,194
3. Eric Page (2011).....	1,182
4. Bernard Reedy (2012).....	1,113
5. Stephen Williams (2008).....	781

Receiving Yards by a Sophomore

1. Diontae Johnson (2017)	1,278
2. Stephen Williams (2007).....	1,169
3. Eric Page (2010).....	1,105
4. Corey Jones (2014).....	842
5. Cody Thompson (2015).....	825

GAME RECEIVING

Receiving Yards

1. Bernard Reedy vs. EMU (2012).....	237
2. Kenny Higgins vs. BSU (2004).....	233
3. Stephen Williams vs. BSU (2009).....	231
4. Jeff Calabrese vs. Miami (1972).....	203
5. Stephen William vs. Purdue (2009).....	185
6. Lance Moore vs. Buffalo (2003).....	195
7. Jeff Hepinstall vs. W. Carolina (1975).....	181
Capus Robinson vs. KSU (1983).....	181
9. Cody Thompson vs. Tulsa (2017).....	178
10. James Spriggs vs. Ohio (1996).....	176
11. Cody Thompson vs. Ark. St. (2016) ...	174
12. Stephen Williams vs. Buffalo (2007).....	172
13. Diontae Johnson vs. BSU (2017)	170
14. Diontae Johnson vs. NIU (2017).....	166
15. Eric Hutchinson vs. Kent State (1986).....	163
16. Lance Moore vs. Pittsburgh (2003).....	162
Nick Moore vs. Michigan (2008).....	162
18. Cody Thompson vs. BYU (2016).....	161

Yards Per Reception Average (minimum 100 yards)

1. Cody Thompson vs. EMU(2015)..	55.0 (2-110)
2. Scott Resseguie vs. KSU (1975).....	53.0 (2-106)
3. Eric Page vs. Colorado (2009).....	46.0 (3-138)
Butch Hunyadi vs. BGSU (1978).....	42.7 (3-128)
5. Diontae Johnson vs. BSU (2017) ..	42.5 (4-170)
6. Al Baker vs. Ohio (1969).....	40.0 (4-160)
7. Jim Seymour vs. CMU (1973).....	39.3 (3-118)
8. Rod Achter vs. WMU (1981).....	37.3 (3-112)
Henry Burch vs. Villanova (1966).....	37.3 (3-112)
10. James Thibert vs. S. Dak. St. (1962).....	36.7 (3-110)

Longest Reception

1. Jon'Vea Johnson from Logan Woodside	98
(vs. Ohio, 2016)	
2. Kenny Higgins from Bruce Gradkowski.....	96
(vs. Ball State, 2004)	
3. Jerry Evans from Mark Melfi	92
(vs. Central Michigan, 1987)	
4. Kishon Wilcher from Logan Woodside	89
(vs. Eastern Michigan, 2014)	
Diontae Johnson from Logan Woodside..	89
(vs. Northern Illinois, 2017)	
6. Cody Thompson from Phillip Ely.....	88
(vs. Eastern Michigan, 2015)	
Diontae Johnson from Logan Woodside..	88
(vs. Ball State, 2017)	

Receiving Yards by a Junior

1. Bernard Reedy vs. EMU (2012).....	237
2. Cody Thompson vs. Ark. St. (2016) ...	174
3. Eric Page vs. Syracuse (2011).....	168
4. Cody Thompson vs. BYU (2016).....	161
5. Brock Kreitzburg vs. EMU (1997).....	159



TOLEDO PLAYERS TO WATCH



Jameson Vest

Placekicker • 5-10 • 195 • Sr.
Peachtree City, Ga. • Our Lady of Mercy HS

2018 THIRD-TEAM ALL-MAC
2018 LOU GROZA AWARD WATCH LIST
2017 FIRST-TEAM ALL-MAC

Career

Holds UT career records for field goals made (71) and successful PATs (227)...Ranks fifth in UT in career field-goal percentage (74.7%)...71 field goals ranks third in MAC history...227 PATs is a MAC record.

2018

Leads MAC in scoring with 8.6 points/game...Tied for second in the MAC with 14 field goals made...Made a 29-yard field goal and connected on 9-of-9 extra points vs. VMI with six touchbacks in 11 kickoff attempts...Made 47-yard field goal vs. Miami...Three touchbacks in five attempts vs. Miami...Made 2-3 field goals at Fresno State, from 43 and 46 yards...Made 2-of-2 field goals at EMU and had four touchbacks in five attempts...Made all three field goal attempts against WMU (25, 28, 45)...Made all six PATs and his only field goal attempt against Ball State, breaking the program's career records in both categories...On official watch list for the Lou Groza Award.

2017

First-team All-MAC selection...Set UT record with 25 field goals and 30 field-goal attempts...Led the MAC and ranked fifth in nation in field goals per game (1.79)...Led MAC in field goal percentage (83.3%)...Named MAC West Division Special Teams Player of the Week for his performances vs. Tulsa, Miami, CMU and Akron...Kicked a career-best four field goals against Elon, all of which came in the first half...Totaled a career-best 17 points vs. Elon...Made three field goals vs. Nevada...Made a game-winning 33-yard field goal in 54-51 win over Tulsa as time expired...Made three field goals against Miami (Fla.) including a 49-yarder, tying his career long...Made two of his three field goal attempts against Eastern Michigan...Made a 41-yard field goal against CMU in rainy and windy conditions...Made both field goal attempts against NIU...made a 24-yard FG and all nine of his PAT's against Bowling Green...Made all three of his field goal attempts

37

(30, 33, 40) against Western Michigan...Made a 47-yard field goal and all six PATs against Akron in the MAC Championship Game.

2016

Made 13-of-19 field goals and 61-of-62 PATs...Led team and tied for fourth in the MAC in scoring at 7.7 points per game...Tied for sixth in MAC in field goals/game (1.00) and field-goal percentage (68.4%)...Converted a career-long 49-yard field goal against

Jameson Vest Kicking By Game

2015

Opponent	FG-FGA	18-29	30-39	40-49	50+	XP
at Arkansas	1-2	0-1	1-1	0-0	0-0	1-1
Iowa State	3-4	1-1	1-2	1-1	0-0	3-3
Arkansas State	3-3	1-1	1-1	1-1	0-0	4-4
at Ball State	1-1	0-0	1-1	0-0	0-0	3-3
Kent State	1-3	0-0	0-1	1-2	0-0	5-5
Eastern Michigan	0-0	0-0	0-0	0-0	0-0	9-9
at UMass	3-3	2-2	1-1	0-0	0-0	6-6
Northern Illinois	2-3	0-0	2-2	0-1	0-0	3-3
at Central Michigan	0-2	0-0	0-0	0-0	0-0	4-4
at Bowling Green	3-4	2-2	1-1	0-0	0-1	5-5
Western Michigan	1-1	1-1	0-0	0-0	0-0	3-3
Temple	1-1	0-0	1-1	0-0	0-0	3-4

2016

Opponent	FG-FGA	18-29	30-39	40-49	50+	XP
at Arkansas State	1-2	0-0	0-0	1-2	0-0	4-4
Maine	1-2	0-0	1-1	0-1	0-1	6-6
Fresno State	1-2	1-1	0-0	0-1	0-0	7-7
at BYU	1-2	1-1	0-0	0-1	0-0	6-6
Eastern Michigan	0-0	0-0	0-0	0-0	0-0	5-5
at Bowling Green	0-0	0-0	0-0	0-0	0-0	4-5
Central Michigan	1-2	0-0	1-2	0-0	0-0	4-4
Ohio	2-2	1-1	0-0	1-1	0-0	2-2
at Akron	2-2	2-2	0-0	0-0	0-0	6-6
at Northern Illinois	1-1	0-0	0-0	1-1	0-0	4-4
Ball State	3-3	0-0	2-2	1-1	0-0	4-4
at Western Michigan	0-0	0-0	0-0	0-0	0-0	5-5
Appalachian State	0-1	0-0	0-1	0-0	0-0	4-4

2017

Opponent	FG-FGA	18-29	30-39	40-49	50+	XP
Elon	4-4	3-3	1-1	0-0	0-0	5-5
at Nevada	3-4	3-3	0-1	0-0	0-0	4-4
Tulsa	1-1	0-0	1-1	0-0	0-0	5-5
at Miami	3-3	1-1	1-1	1-1	0-0	1-1
Eastern Michigan	2-4	2-3	0-1	0-0	0-0	2-2
at Central Michigan	1-1	0-0	0-0	1-1	0-0	3-4
at Akron	2-3	1-1	0-0	1-1	0-1	6-6
at Ball State	1-1	0-0	1-1	0-0	0-0	7-8
Northern Illinois	2-2	1-1	1-1	0-0	0-0	3-3
at Ohio	1-1	0-0	1-1	0-0	0-0	1-1
at Bowling Green	1-2	1-1	0-0	0-1	0-0	9-9
Western Michigan	3-3	0-0	2-2	1-1	0-0	4-4
at Akron	1-2	0-0	0-1	1-1	0-0	6-6

2018

Opponent	FG-FGA	18-29	30-39	40-49	50+	XP
VMI	1-1	1-1	0-0	0-0	0-0	9-9
Miami	1-2	0-0	0-0	1-2	0-0	3-3
Nevada	0-1	0-0	0-1	0-0	0-0	9-9
at Fresno State	2-3	0-0	0-1	2-2	0-0	3-3
Bowling Green	1-2	0-0	1-2	0-0	0-0	7-7
at Eastern Michigan	2-2	0-0	2-2	0-0	0-0	2-2
Buffalo	1-1	0-0	1-1	0-0	0-0	2-2
at Western Michigan	3-3	2-2	0-0	1-1	0-0	6-6
Ball State	1-1	1-1	0-0	0-0	0-0	6-6
at Northern Illinois	1-2	1-1	0-1	0-0	0-0	0-1
at Kent State	0-0	0-0	0-0	0-0	0-0	8-8
Central Michigan	1-1	0-0	1-1	0-0	0-0	6-7

Jameson Vest's Career Statistics

Year	G	FG-FGA	Pct.	18-19	20-29	30-39	40-49	50+	Lg	BI	XP
2015	12	19-27	70.4	2-2	5-7	9-12	3-5	0-1	44	1	49-50
2016	13	13-19	68.4	0-0	5-5	4-6	4-8	0-0	49	1	61-62
2017	14	25-30	83.3	0-0	12-12	8-10	5-6	0-1	49	0	56-58
2018	12	14-19	73.7	0-0	5-5	5-9	4-5	0-0	47	0	61-63
Totals	51	71-95	74.7	2-2	27-29	26-37	16-24	0-2	49	2	227-233

CAREER GAME HIGHS

Long Field Goal: 49 (2 times, last at Miami (Fla.), 9-23-17)

Field Goals in Game: 4 (Elon, 8-31-17)

game...Also connected on a 47-yarder vs. Ohio and a 44-yarder against NIU.

2015

Led MAC and was 23rd in country in field goals made (1.58/game)...Ranked fifth in MAC in field-goal percentage, connecting on 19-of-27 (.704) kicks...Named honorable mention Freshman All-America by CampusInsiders.com...Four times made three field goals in a game...Earned MAC West Special Teams Player of the Week honors for performance vs. Iowa State on Sept. 19...Made 3-of-4 field goals, including a 42-yarder that sent the game into second overtime vs. Cyclones...Made 3-of-3 field goals with a season-long boot of 44 yards vs. UMass...Made 3-of-3 FGs vs. Arkansas State and 3-of-4 vs. Bowling Green...49-of-50 on PATs.

HIGH SCHOOL

Ranked as a three-star kicker by ESPN.com...Named honorable mention all-state, first-team South Metro, all-region offensive MVP, first-team all-county athlete and first-team all-county kicker...Also named an honorary captain, offensive MVP and special teams MVP as a senior...Had four field goals with a long of 45 yards...As a QB, threw for 1,058 yards, and rushed for 998 yards and 26 touchdowns as a senior...Team's offensive MVP and earned first-team all-county as an "athlete" as a junior...Recorded 1,800 passing yards, 750 rushing yards and 17 total touchdowns as a junior...Kicked five field goals, with a long of 48 yards.

PERSONAL

Full name Jameson McBride Vest...Parents are Randal and Gail Vest...Has one brother, Chase...Mechanical engineering major.

JAMESON VEST IN THE TOLEDO / MAC RECORD BOOKS

CAREER FIELD GOALS

FIELD GOALS MADE

1. Jameson Vest (2015-present)	71
2. Rusty Hanna (1989-92)	68
3. Jeremiah Detmer (2011-14)	65
4. Todd France (1998-2001)	59
5. Bruce Nichols (1985-88)	50
6. Alex Steigerwald (2006-09)	48

FIELD GOALS ATTEMPTED

1. Rusty Hanna (1989-92)	99
2. Jameson Vest (2015-present)	95
3. Todd France (1998-2001)	84
4. Jeremiah Detmer (2011-14)	77
5. Bruce Nichols (1985-88)	70
6. Alex Steigerwald (2006-09)	58

FIELD GOAL PERCENTAGE

Minimum of 10 field goals made

1. Jeremiah Detmer (2011-14)	84.4%
2. Alex Steigerwald (2006-09)	82.8%
3. Jason Robbins (2002-05)	82.6%
4. Tony Lee (1980-83)	78.4%
5. Jameson Vest (2015-present)	74.7%
6. Bruce Nichols (1985-88)	71.4%

SEASON FIELD GOALS

FIELD GOALS MADE

1. Jameson Vest (2017)	25
2. Jeremiah Detmer (2012)	24
3. Rusty Hanna (1992)	21
4. Jeremiah Detmer (2013)	19
Jameson Vest (2015)	19
6. Rusty Hanna (1990)	18
Todd France (1999)	18
8. Jeremiah Detmer (2014)	17
9. Alex Steigerwald (2008)	16
10. Seven players	15

FIELD GOALS ATTEMPTED

1. Jameson Vest (2017)	30
2. Rusty Hanna (1992)	29
3. Jeremiah Detmer (2012)	29
4. Rusty Hanna (1990)	28
5. Jameson Vest (2015)	27
6. Todd France (1999)	26
7. David Walker (1984)	25
8. Bruce Nichols (1987)	23
9. Tom Duncan (1979)	22
Jeremiah Detmer (2014)	22

FIELD GOAL PERCENTAGE

(Minimum of 5 field goals made)

1. Jason Robbins (2005)	100.0% (13-13)
Alex Steigerwald (2007)	100.0% (13-13)
3. Jeremiah Detmer (2013)	95.0% (19-20)
4. Jason Robbins (2004)	90.0% (9-10)
5. Bruce Nichols (1988)	88.2% (15-17)
6. Alex Steigerwald (2007)	87.5% (7-8)
7. David Ridgeway (1980)	83.3% (5-6)
Jameson Vest (2017)	83.3% (25-30)
9. Jeremiah Detmer (2012)	82.8% (24-29)
10. Jason Robbins (2002)	81.3% (13-16)

CAREER EXTRA POINTS

Extra Points Made

1. Jameson Vest (2015-present)	227
2. Jason Robbins (2002-05)	211
3. Todd France (1998-2001)	154
4. Jeremiah Detmer (2011-14)	145
5. Alex Steigerwald (2006-09)	143

Extra Points Attempted

1. Jameson Vest (2015-present)	233
2. Jason Robbins (2002-05)	223
3. Todd France (1998-2001)	156
4. Jeremiah Detmer (2011-14)	151
5. Alex Steigerwald (2006-09)	150

Extra Point Percentage

1. Todd France (1998-2001)	98.7%
2. Jameson Vest (2015-present)	97.4%
Ryan Casano (2009-11)	97.4%
4. Ken Crots (1967-69)	96.3%
5. Jeremiah Detmer (2011-14)	96.0%

SEASON EXTRA POINTS

Extra Points Made

1. Ryan Casano (2011)	66
2. Jameson Vest (2016)	61
Jameson Vest (2018)	61
4. Jeremiah Detmer (2014)	57
5. Jameson Vest (2017)	56

GAME EXTRA POINTS

Extra Points Made

1. Robert Carson vs. Davis & Elkins (1951)	10
Alex Steigerwald vs. N. Illinois (2007)	10
3. Ryan Casano vs. WMU (2011)	9
Jeremiah Detmer vs. Arkansas St. (2015)	9
Jameson Vest vs. Eastern Michigan (2015)	9
Jameson Vest vs. BGSU (2017)	9
Jameson Vest vs. VMI (2018)	9
Jameson Vest vs. Nevada (2018)	9

MAC CAREER FIELD GOALS

MAC CAREER FIELD GOALS MADE

1. Matt Weller, Ohio (2009-12)	80
2. Steve Azar, NIU (2000-03)	73
3. Jameson Vest, UT (2015-present)	71
4. Andrew Wellock, EMU (2003-06)	69
5. Gary Gussman, Miami (1984-87)	68
Rusty Hanna, Toledo (1989-92)	68

MAC CAREER EXTRA POINTS

MAC CAREER EXTRA POINTS MADE

1. Jameson Vest, UT (2015-present)	227
2. Shaun Suisham, BGSU (2001-04)	226
3. Jason Robbins, UT (2002-05)	211
4. Mathew Sims, NIU (2010-12)	196
5. John Potter, WMU (2008-11)	184
Tyler Tate, BGSU (2012-15)	184



GAME 1 - TOLEDO 66, VMI 3

Toledo, Ohio – Junior Mitchell Guadagni completed 11-of-16 passes for 265 yards and three touchdowns in his debut at quarterback as Toledo rolled to a 66-3 victory over VMI before 24,136 at the Glass Bowl.

The 66 points is the second time the Rockets have scored at least 60 points in a contest under third-year head coach Jason Candle, and the sixth time UT has cracked the 50-point mark in his reign. It is the largest margin of victory since an 88-0 shellacking over Davis & Elkins in 1951.

Sophomore Shakif Seymour and redshirt freshman Bryant Koback rushed for two touchdowns apiece, while senior Cody Thompson caught one TD and recovered a blocked punt for another. The Rockets outgained VMI, 603-232, and led at halftime, 42-3.

Toledo's defense came up with several big plays, forcing three turnovers and limiting the Keydets to 61 yards rushing on 31 attempts.

First Quarter

The Rockets opened the scoring with a big play by the special teams early in the first quarter when senior Cody Thompson blocked a punt deep in VMI territory, taking it off the foot of the punter and strolling into the end zone for a touchdown. After the UT defense forced a three-and-out, the offense needed just five plays to find the end zone. Thompson caught a 21-yard pass to the VMI two-yard line, then sophomore Shakif Seymour finished it off with a one-yard TD plunge to make it 14-0 Toledo with 7:25 left in the opening quarter.

Moments later, junior Diontae Johnson made it 21-0 with a 48-yard TD catch from Guadagni. Johnson caught a short pass, made a cut to his right to elude a defender, then sprinted down the sideline for the score.

Second Quarter

Toledo upped its lead to 28-0 early in the second quarter on a one-yard run by redshirt freshman Bryant Koback. Koback's TD was set up by an interception by senior cornerback Ka'dar Hollman at the VMI 33-yard line. Following a 28-yard field goal that cut the lead to 28-3, Seymour scored his second TD of the game, this time from four yards out, to make it 35-3 with 4:58 left in the half. On Toledo's next possession, Thompson scored his second TD of the game on a 38-yard bomb from Guadagni to give the Rockets a 42-3 halftime edge.

Third Quarter

The Rockets continued to pour it on in the second half, scoring on a 57-yard scoring strike from Guadagni to Jon'Vea Johnson, a 16-yard run by Koback and a 15-yard run by sophomore Nevone McCrimmon to push the margin to 63-3.

Fourth Quarter

Playing with mostly reserves, Toledo's defense kept VMI off the scoreboard. The Keydets moved the ball to the UT 28-yard line on its first possession before losing the ball on downs. Senior Jameson Vest finished off the scoring with a 29-yard field goal with 1:51 left.

ROCKET ROUNDUP:

Toledo's 63-point margin of victory is its largest since 1951, when UT defeated Davis & Elkins 88-0, and the third-largest margin of victory in program history... The 66 points are also the most in a UT season opener since the Davis & Elkins matchup in 1951 and the 10th time in team history the Rockets have eclipsed 60 points...66 points mark the sixth time under head coach Jason Candle that the Rockets scored at least 50 points, and the second time they scored at least 60...The 42 points in the first half marked the seventh time Toledo has scored at least 42 in a half...UT has now won five consecutive home openers by a combined score of 214-58...In his first game as Toledo's starting quarterback, junior Mitch Guadagni completed 11 of 16 passes for 265 yards and three touchdowns. Sophomore Eli Peters, senior Jalen Reese, and freshman Carter Bradley all saw time at quarterback as well...Toledo is the first FBS program ever to return three wide receivers who have earned all-conference accolades and caught at least 10 touchdown passes in a season. All three receivers -- Diontae Johnson, Jon'Vea Johnson, and Cody Thompson -- caught a touchdown pass today...Thompson scored the Rockets' first touchdown of the season on a blocked punt, the first blocked punt return for a TD since 2001 (Correy Morris vs. Western Michigan)...True freshman defensive end Jamal Hines led the Rockets in tackles with seven...Redshirt freshman Bryant Koback made his Rocket debut, rushing for 67 yards and two touchdowns...Bailey Flint averaged 43.8 yards per punt and totaled 263 yards punting, the second-most in a game in his career...Toledo was a perfect 6-for-6 in the red zone and five of those scores were touchdowns...The Rockets start the season off with 603 yards of total offense in the season opener. They tallied at least 600 yards of offense four times last season.

SCORING

	1	2	3	4	F
VMI	0	3	0	0	- 3
Toledo	21	21	21	3	- 66

1st 10:38 TOLEDO - THOMPSON, Cody 2 yd blocked punt return (VEST, Jameson kick)

07:25 TOLEDO - SEYMOUR, Shakif 1 yd run (VEST, Jameson kick), 5-46 1:54

04:33 TOLEDO - JOHNSON, Diontae 48 yd pass from GUADAGNI, Mitchell (VEST, Jameson kick), 5-65 1:08

2nd 13:09 TOLEDO - KOBACK, Bryant 1 yd run (VEST, Jameson kick), 5-33 1:09

08:42 VMI - Reed King 28 yd field goal, 8-58 2:05

04:58 TOLEDO - SEYMOUR, Shakif 4 yd run (VEST, Jameson kick), 9-81 3:37

02:49 TOLEDO - THOMPSON, Cody 38 yd pass from GUADAGNI, Mitchell (VEST, Jameson kick), 1-38 0:08

3rd 11:12 TOLEDO - JOHNSON, Jon'Vea 57 yd pass from GUADAGNI, Mitchell (VEST, Jameson kick), 3-75 1:21

07:17 TOLEDO - KOBACK, Bryant 16 yd run (VEST, Jameson kick), 7-64 2:44

02:27 TOLEDO - McCRIMMON, Nevone 15 yd run (VEST, Jameson kick), 8-58 4:16

4th 01:51 TOLEDO - VEST, Jameson 29 yd field goal, 12-60 6:32

Attendance: 24,136

TEAM STATISTICS

	VMI	TOLEDO
FIRST DOWNS	14	30
RUSHES-YARDS (NET)	30-48	45-213
PASSING YDS (NET)	174	390
Passes Att-Comp-Int	49-29-2	32-22-0
TOTAL OFFENSE PLAYS-YARDS	79-222	77-603
Fumble Returns-Yards	0-0	0-0
Punt Returns-Yards	1-4	7-92
Kickoff Returns-Yards	3-27	1-17
Interception Returns-Yards	0-0	2-2
Punts (Number-Avg)	10-39.2	6-43.8
Fumbles-Lost	2-1	0-0
Penalties-Yards	3-11	5-50
Possession Time	27:53	32:07
Third-Down Conversions	7 of 22	4 of 11
Fourth-Down Conversions	0 of 1	0 of 0
Red-Zone Scores-Chances	1-1	6-6
Sacks By: Number-Yards	2-12	4-23

RUSHING: VMI-Quan Myers 12-33; Alex Ramsey 8-28; Korey Bridy 1-4; Reece Udinski 9-minus 17. **TOLEDO**-KOBACK, Bryant 9-67; THOMPSON, Art 7-35; McCRIMMON, Nevone 5-34; SEYMOUR, Shakif 6-25; GUADAGNI, Mitchell 4-20; SIMS, Nicholas 6-20; JONES, Ronnie 5-19; REESE, Jalen 1-5; BRADLEY, Carter 2-minus 12.

PASSING: VMI-Reece Udinski 25-44-2-154; Austin Coulling 4-5-0-20. **TOLEDO**-GUADAGNI, Mitchell 11-16-0-265; PETERS, Eli 8-13-0-73; BRADLEY, Carter 3-3-0-52.

RECEIVING: VMI-Kris Thornton 8-57; Mason Dermott 8-49; Devone Humphrey 2-20; Isaiah Parker 2-10; Javeon Lara 2-5; Alex Ramsey 2-minus 2; Jake Paladino 1-20; Korey Bridy 1-6; Matt Blaser 1-5; Colby Rider 1-4; Quan Myers 1-0. **TOLEDO**-PHILLIPS, Desmond 4-49; JOHNSON, Jon'Vea 3-80; THOMPSON, Cody 3-68; JOHNSON, Diontae 2-60; BLACKMAN, Rhett 2-49; THOMPSON, Art 2-23; SIMS, Nicholas 2-14; DAVIS, Andrew 1-18; ROSI, Drew 1-16; MITCHELL, Bryce 1-10; SEYMOUR, Shakif 1-3.



GAME 2 - NO. 21 MIAMI (FLA.) 49, TOLEDO 24

Toledo, Ohio – Junior quarterback Mitchell Guadagni's arm and legs kept Toledo in the game in its matchup with No. 21 Miami (Fla.) but ultimately the Rockets could not keep up the pace, falling to the Hurricanes, 49-24, before a sell-out crowd of 28,117 at the Glass Bowl on Saturday.

After a slow start, Guadagni threw for 222 yards and two touchdowns, and also extended drives by running the ball. He rallied the Rockets from a 21-0 deficit in the first half to make it a close game before Miami pulled away in the fourth quarter.

Guadagni hit junior wide receiver Diontae Johnson with a 40-yard TD to cut the lead to 28-21 with 7:39 to play in the third quarter. But the Hurricanes answered with four consecutive touchdowns to put the game away. Johnson led all receivers with six receptions for 119 yards and two touchdowns. Guadagni led Toledo rushers with 47 net yards, including 77 yards on runs and minus-30 on sacks.

First Quarter

Miami got on the board on its first possession, a 12-play, 76-yard drive that was capped off by a five-yard quarterback draw by Malik Rosier. Both teams traded punts for the remainder of the quarter.

Second Quarter

Miami made it 14-0 on a 38-yard completion from Rosier to Jeff Thomas with 12:27 left in the second quarter. Toledo countered with a nine-play drive that stalled on the Miami 25-yard line, but failed to cash in when Jameson Vest's 42-yard field goal attempt sailed wide right. The Hurricanes upped the lead to 21-0 a short time later when on another rushing TD from Rosier, this time from two yards out. Toledo got on the scoreboard just before halftime on a seven-yard TD grab by Diontae Johnson from Guadagni with 37 seconds left in the half.

Third Quarter

The sun came out to greet the Rockets and UT responded on both sides of the ball. The Rocket defense forced a three-and-out on Miami's first possession, then the offense marched down the field to cut the lead to a touchdown. The big play on the drive was a 31-yard catch and run by Art Thompkins to the Miami five yard line. Thompkins took it in the end zone on the ground on the next play to make the score 21-14. Miami came right back, however, scoring in just five plays to extend its lead to 28-14. The big play on the drive was an over-the-head catch by Jeff Thomas for a 41-yard gain. DeeJay Dallas scored from 19 yards out on a run up the middle on the very next play. The Rockets wouldn't quit, however, striking quickly on a 40-yard TD from Guadagni to Diontae Johnson to trim the lead to 28-21. But the Hurricane offense continued to roll, marching 70 yards in 14 plays on their next possession, capped by a five-yard scoring pass from Rosier to Lawrence Cager with 1:28 left in the quarter.

Fourth Quarter

Miami tacked on two more touchdowns in the fourth quarter to increase its lead to 49-24. Rosier ran for 37 yards for the first score, while Trayone Gray pushed across the goal line from one-yard out.

ROCKET ROUNDUP:

The official attendance was 28,117, which makes it the 16th-biggest crowd in Glass Bowl history and the biggest since 2016 (30,147 vs. Bowling Green)...Reggie Howard and Tuzar Skipper each had a career-best eight tackles...Diontae Johnson caught six passes for 119 yards and two touchdowns, giving him his seventh 100-yard receiving game of his career and the fifth time he has caught multiple touchdowns in a game...Jameson Vest converted one of his two field goal attempts, making a 47-yarder. He is now nine field goals made away from the UT record held by Rusty Hanna (68, 1989-92)...Mitchell Guadagni threw for 222 yards and two touchdowns. He also led the Rockets with 47 rushing yards, including five rushes of at least 10 yards...Saturday marked the ninth time Toledo has hosted a ranked team at the Glass Bowl. The last time it happened was in 2014 when UT defeated Missouri and the score was also 49-24...Bailey Flint averaged over 40 yards per punt for the second straight; his six punts went for 250 yards, good for an average of 41.7 per punt.

SCORING

	1	2	3	4	F
Miami	7	14	14	14	- 49
Toledo	0	7	14	3	- 24

1st Quarter

08:11 UM Malik Rosier 5 yd run (Bubba Baxa kick) (12-76-4:29)

2nd Quarter

12:27 UM Jeff Thomas 38 yd pass from Malik Rosier (Bubba Baxa kick) (5-61-2:09)

02:56 UM Malik Rosier 2 yd run (Bubba Baxa kick) (7-58-2:36)

00:37 TOLEDO JOHNSON, Diontae 7 yd pass from GUADAGNI, Mitchell (VEST, Jameson kick) (8-65-2:19)

3rd Quarter

10:53 TOLEDO THOMPSON, Art 5 yd run (VEST, Jameson kick) (7-81-2:41)

08:34 UM DeeJay Dallas 19 yd run (Bubba Baxa kick) (5-75-2:19)

07:39 TOLEDO JOHNSON, Diontae 40 yd pass from GUADAGNI, Mitchell (VEST, Jameson kick) (3-65-0:55)

UM Lawrence Cager 5 yd pass from Malik Rosier (Bubba Baxa kick) (14-70-6:06)

4th Quarter

14:19 TOLEDO VEST, Jameson 47 yd field goal (6-31-2:03)

12:18 UM Malik Rosier 37 yd run (Bubba Baxa kick) (5-75-1:55)

08:54 UM Trayone Gray 1 yd run (Bubba Baxa kick) (6-35-3:18)

Attendance: 28,117

TEAM STATISTICS

	TOLEDO	Miami (Fla.)
FIRST DOWNS	17	24
RUSHES-YARDS (NET)	36-112	53-268
PASSING YDS (NET)	222	205
Passes Att-Comp-Int	13-23-1	13-23-0
TOTAL OFFENSE PLAYS-YARDS	59-334	76-473
Fumble Returns-Yards	0-0	0-0
Punt Returns-Yards	2-18	0-0
Kickoff Returns-Yards	1-40	2-47
Interception Returns-Yards	0-0	1-0
Punts (Number-Avg)	6-41.6	5-41.7
Fumbles-Lost	0-0	0-0
Penalties-Yards	5-38	0-0
Possession Time	24:31	35:29
Third-Down Conversions	2 of 11	7 of 15
Fourth-Down Conversions	0 of 1	2 of 2
Red-Zone Scores-Chances	2-2	5-5
Sacks by: Number-Yards	0-0	4-25

RUSHING: Miami-DeeJay Dallas 17-110; Malik Rosier 8-80; Travis Homer 16-62; Jeff Thomas 1-19; Trayone Gray 3-6; Lorenzo Lingard 3-4; N'Kosi Perry 1-minus 4; TEAM 4-minus 9. **TOLEDO**-GUADAGNI, Mitchell 15-47; THOMPSON, Art 5-31; KOBACK, Bryant 7-23; SEYMOUR, Shakif 9-11.

PASSING: Miami-Malik Rosier 13-23-0-205. **TOLEDO**-GUADAGNI, Mitchell 13-21-1-222; PETERS, Eli 0-2-0-0.

RECEIVING: Miami-Jeff Thomas 5-105; Lawrence Cager 3-67; Darrell Langham 2-23; Mike Harley 2-2; Brian Hightower 1-8. **TOLEDO**-JOHNSON, Diontae 6-119; SEYMOUR, Shakif 2-34; THOMPSON, Art 2-32; THOMPSON, Cody 2-19; JOHNSON, Jon'Vea 1-18.



GAME 3 - TOLEDO 63, NEVADA 44

Toledo, Ohio – Junior quarterback Mitchell Guadagni threw for four touchdowns and ran for two more as Toledo won a shoot-out over Nevada, 63-44, at the Glass Bowl on Saturday.

Guadagni completed 15-of-24 passes for 211 yards and led the Rockets with 131 yards rushing on 15 carries. His 34-yard touchdown run with 7:26 left in the game sealed the victory and was the final score in a wild contest that saw the teams combine for 107 points and 1,042 yards in just under four hours of football.

Toledo never trailed in the contest, but until the fourth quarter, it was a back and forth affair, with Nevada matching the Rockets on the scoreboard three times in the first half. The Wolf Pack pulled to within four points in the third quarter, 42-38, but UT outscored Nevada 21-6 from there.

Senior wide receiver Cody Thompson caught three touchdown passes, including a 19-yard option play from junior wide receiver Desmond Phillips in the fourth quarter. Diontae Johnson had a 98-yard kickoff return for a TD in second quarter, Phillips blocked a punt that was returned for a nine-yard TD by Reggie Gilliam, and sophomore punter Bailey Flint had a solid game, averaging 44.0 yards per punt and pinning Nevada inside the 20-yard line three times.

First Quarter

Toledo opened the scoring on its second possession on a 38-yard TD strike down the middle of the field from Guadagni to Jon'Vea Johnson. Nevada tied the score on a one-yard rush by quarterback Ty Gangi on a fourth-down play. Toledo made it 14-7 when Desmond Phillips blocked a punt that was recovered and returned nine yards into the end zone by Reggie Gilliam.

Second Quarter

Both teams combined for 37 points in a wild second quarter. Nevada tied it up at 14-14 on the first play of the second quarter, a 22-yard toss from Gangi to Elijah Cooks. However, on the ensuing kickoff Toledo regained the lead when Diontae Johnson followed a blocker up the middle for a 98-yard touchdown. The Wolf Pack tied it up once again on a 31-yard run by Toa Taua. Cody Thompson's seven-yard TD grab gave Toledo a 28-21 edge. The Rockets had a chance to extend the lead but Jameson Vest's 35-yard attempt went wide right. But after a stop by the defense and a short Nevada punt, Toledo took advantage of a short field to tack another touchdown on the board. Guadagni scrambled on a third-and-10 play to go 27 yards for the score. Nevada finished out the scoring with a 50-yard field goal by Ramiz Ahmed on the half's final play, trimming Toledo's lead to 35-24 at the break.

Third Quarter

The scoring parade continued as Nevada wasted no time getting its offense in gear, moving 75 yards in just three plays in its opening drive to cut the lead to 35-31. Kelton Moore had back-to-back rushes for 32 yards and 23 yards, the second taking him into the end zone. The Rockets answered the call with a 26-yard pass to Diontae Johnson from Guadagni to extend the lead to 42-31. But on the very next play from scrimmage, Taua bolted up the middle for 66 yards to pull the Wolf Pack to within four points, 42-38. Toledo countered with a 20-yard TD completion from Guadagni to Thompson to make the score 49-38 with 1:27 left in the quarter.

Fourth Quarter

Toledo's defense stopped Nevada on its first possession of the quarter, forcing the Wolf Pack to attempt a 52-yard field goal that fell short. The Rockets then marched downfield with a five-play, 65-yard drive that was capped by an option pass from junior wide receiver Desmond Phillips to Thompson, his third TD reception of the day, to up the edge to 56-38 with 11:49 to play. Nevada answered with a two-yard TD run by Quinton Conaway. The two-point attempt failed, making the score 56-44 with 8:04 left. The Wolf Pack's attempt at an on-side kick was recovered by UT. A few seconds later, Guadagni ran it in from 34 yards to up the margin to 63-44. Senior linebacker Richard Olekanma picked off Gangi on Nevada's next possession, effectively putting the game out of reach.

ROCKET ROUNDUP:

Toledo blocked its second punt of the season in the second quarter, both returned for touchdowns...Diontae Johnson's 98-yard kickoff return for a touchdown in the second quarter was the first for Toledo since his 99-yard return TD against Elon in the season opener last year (Aug. 31, 2017)...Cody Thompson also passed Lance Moore on UT's all-time career receiving yards list, moving into fourth place all-time in school history in career receiving yards (2,809)...Thompson moved into a tie with Alonzo Russell (2012-15) for third place in school history with 24 career TD catches...Mitchell Guadagni rushed for a career-high 131 yards. He became the first Toledo quarterback to rush for 100 yards in a game since Aaron Opelt (109 yards against Colorado, Sept. 11, 2009)...Guadagni's 131 rushing yards are the second most in program history by a quarterback, trailing only Maurice Hall's 142 yards vs. Bowling Green in 1979.

SCORING

	1	2	3	4	F
Nevada	7	17	14	6	- 44
Toledo	14	21	14	14	- 63

1st Quarter

11:33 TOLEDO - JOHNSON, Jon'Vea 38 yd pass from GUADAGNI, Mitchell (VEST, Jameson kick), (4-52 0:55)

06:44 NEVADA - GANGI, Ty 1 yd run (AHMED, Ramiz kick), (12-75 4:49)

03:07 TOLEDO - GILLIAM, Reggie 9 yd blocked punt return (VEST, Jameson kick)

2nd Quarter

14:56 NEVADA - COOKS, Elijah 22 yd pass from GANGI, Ty (AHMED, Ramiz kick), (3-15 1:31)

14:43 TOLEDO - JOHNSON, Diontae 98 yd kickoff return (VEST, Jameson kick)

09:24 NEVADA - TAU, Toa 31 yd run (AHMED, Ramiz kick), (6-93 1:49)

06:08 TOLEDO - THOMPSON, Cody 4 yd pass from GUADAGNI, Mitchell (VEST, Jameson kick), (9-67 3:14)

00:17 TOLEDO - GUADAGNI, Mitchell 27 yd run (VEST, Jameson kick), (6-41 1:14)

00:00 NEVADA - AHMED, Ramiz 50 yd field goal, (2-19 0:14)

3rd Quarter

14:15 NEVADA - MOORE, Kelton 23 yd run (AHMED, Ramiz kick), (3-75 0:45)

10:26 TOLEDO - JOHNSON, Diontae 26 yd pass from GUADAGNI, Mitchell (VEST, Jameson kick), (8-75 3:49)

10:11 NEVADA - TAU, Toa 66 yd run (AHMED, Ramiz kick), (1-66 0:10)

01:27 TOLEDO - THOMPSON, Cody 20 yd pass from GUADAGNI, Mitchell (VEST, Jameson kick), (7-68 2:30)

4th Quarter

11:49 TOLEDO - THOMPSON, Cody 19 yd pass from PHILLIPS, Desmond (VEST, Jameson kick), (5-65 1:55)

08:04 NEVADA - TAU, Toa 2 yd run (GANGLI, Ty pass failed), (11-75 3:45)

07:26 TOLEDO - GUADAGNI, Mitchell 34 yd run (VEST, Jameson kick), (2-39 0:37)

Attendance: 23,675

TEAM STATISTICS

	Nevada	TOLEDO
FIRST DOWNS	27	23
RUSHES-YARDS (NET)	35-262	46-230
PASSING YDS (NET)	320	230
Passes Att-Comp-Int	50-29-1	25-16-0
TOTAL OFFENSE PLAYS-YARDS	85-582	71-460
Fumble Returns-Yards	0-0	0-0
Punt Returns-Yards	2-0	4-28
Kickoff Returns-Yards	2-40	3-140
Interception Returns-Yards	0-0	1-3
Punts (Number-Avg)	7-29.9	6-44.0
Fumbles-Lost	1-1	2-1
Penalties-Yards	10-70	6-65
Possession Time	30:12	29:48
Third-Down Conversions	6 of 18	7 of 15
Fourth-Down Conversions	2 of 3	0 of 0
Red-Zone Scores-Chances	3-3	3-4
Sacks By: Number-Yards	3-15	1-6

RUSHING: Nevada-TAU, Toa 15-170; MOORE, Kelton 9-74; LEE, Devonte 5-11; KINCAIDE, Jaxson 2-4; GANGI, Ty 4-3. **TOLEDO**-GUADAGNI, Mitchell 15-131; SEYMOUR, Shakif 12-57; KOBACK, Bryant 12-29; THOMPSON, Art 7-13.

PASSING: Nevada-GANGI, Ty 29-50-1-320. **TOLEDO**-GUADAGNI, Mitchell 15-24-0-211; PHILLIPS, Desmond 1-1-0-19.

RECEIVING: Nevada-FOSSUM, Kaleb 14-150; HENLEY, Daiyan 4-62; MAN-NIX, McLane 4-55; COOKS, Elijah 2-19; MOORE, Kelton 1-16; LEE, Devonte 1-8; DOUBS, Romeo 1-6; CARTER-WELLS, Trae 1-3; KINCAIDE, Jaxson 1-1. **TOLEDO**-THOMPSON, Art 5-51; JOHNSON, Diontae 4-67; THOMPSON, Cody 4-57; JOHNSON, Jon'Vea 1-38; TURNER, Jamal 1-13; MCKINLEY-LEWIS, D. 1-4.



GAME 4 - FRESNO STATE 49, TOLEDO 27

Fresno, Calif. – Junior quarterback Mitchell Guadagni threw for 59 yards and ran for 55 in one half of action but it wasn't enough to counter a strong offensive effort by Fresno State as the Bulldogs knocked off Toledo, 49-27, at Bulldog Stadium in Fresno.

Guadagni was shaken up on a play late in the second quarter. Although he did return to action after missing one play, he did not play in the second half. He finished with 6-of-10 passing for 59 yards and one TD. Sophomore Eli Peters took over for Guadagni, completing 10-of-21 passes for 179 yards and two touchdowns.

Toledo (2-2) held a 13-7 lead early in the second quarter but Fresno State controlled the game after that. The Bulldogs (3-1) led 28-13 at halftime, then effectively put the game out of reach with touchdowns on their first three possessions of the second half. Fresno held the edge in total offense, 554-375.

First Quarter

Fresno State got on the board first with a sustained drive of 75 yards in 12 plays, capped by a four-yard run by Jordan Mims. The Rockets answered with a 75-yard drive of their own, tying the score at 7-7 on a 19-yard screen pass from Guadagni to Shakif Seymour.

Second Quarter

Fresno State outscored Toledo 21-3 in the second quarter. The Rockets took the lead early in the period on a 46-yard field goal by Jameson Vest. The drive started after Fresno State pinned UT on the two-yard line with a 45-yard punt. The big play on the drive was a 36-yard run by Guadagni on third-and-six combined with 15-yard FSU personal foul that put the ball at the 30-yard line. The Rockets' defense then forced a turnover when senior defensive end Reggie Howard hit the quarterback's arm, jarring the ball loose for an interception by freshman defensive end Jamal Hines that was returned to the FSU 38-yard line. UT had to settle for another Vest field goal, this time from 43 yards, to make the score 13-7 with 10:22 left in the half. Fresno struck back quickly, taking a 14-13 lead on a seven-yard TD pass to Keesean Johnson from QB Marcus McMaryion. The score was set up by a 55-yard catch and run by Mims on a third-and-seven play. The Bulldogs extended the lead to 21-13 on a two-yard roll-out pass from McMaryion to tight end Kyle Riddering in the back of the end zone. Moments later, FSU struck again on another catch and run by Mims, this one from 47 yards out to put the Bulldogs up, 28-13. Fresno missed a chance to add to its lead when Asa Fuller's 43-yard attempt sailed wide left on the final play of the half.

Third Quarter

Fresno State scored on its first possession on a 12-yard pass from McMaryion to Johnson, then scored again moments later on a 38-yard pick-six from defensive end Mykal Walker to extend its lead to 42-13 with 10:22 left. Eli Peters, replacing the injured Guadagni at quarterback, drove Toledo to the FSU 18-yard line but the Rockets were stopped on fourth-and-three when Peters was sacked. Fresno followed with another TD on a six-yard run by McMaryion.

Fourth Quarter

Peters connected with Jon'Vea Johnson on 54- and 25-yard yard scoring strikes for the only scoring of the quarter.

ROCKET ROUNDUP:

Toledo falls to 1-3 all-time vs. Fresno State and finishes the non-conference portion of its schedule with a 2-2 record...Cody Thompson's 28-yard reception in the first quarter marked the 34th consecutive game in which he has caught at least one pass, the second-longest streak in the country...Jameson Vest kicked two field goals, giving him 61 career field goals and moving him past Todd France (59 field goals from 1998-2001) into third place on Toledo's career field goal list...Mitchell Guadagni rushed for 55 yards, the third consecutive game the Rockets' quarterback has led the team in rushing. Guadagni did not play in the second half due to an undisclosed injury...Junior safety Kahlil Robinson led the Rockets with a career-high 11 tackles.

SCORING

	1	2	3	4	F
Toledo	7	6	0	14	- 27
Fresno State	7	21	21	0	- 49

1st Quarter

8:27 FS - MIMS, Jordan 4 yd run (FULLER, Asa kick), 12-75 4:41
4:59 TOLEDO - SEYMOUR, Shakif 19 yd pass from GUADAGNI, Mitchell (VEST, Jameson kick), 10-75 3:20

2nd Quarter

13:08 TOLEDO - VEST, Jameson 46 yd field goal, 9-69 3:30
10:22 TOLEDO - VEST, Jameson 43 yd field goal, 6-12 2:08
8:33 FS - JOHNSON, KeeSea 7 yd pass from MCMARYION, M. (FULLER, Asa kick), 6-76 1:43
4:24 FS - RIDDERING, Kyle 2 yd pass from MCMARYION, M. (FULLER, Asa kick), 6-78 2:27
2:26 FS - MIMS, Jordan 47 yd pass from MCMARYION, M. (FULLER, Asa kick), 1-47 0:08

3rd Quarter

12:06 FS - JOHNSON, KeeSea 12 yd pass from MCMARYION, M. (FULLER, Asa kick), 6-75 2:54
10:22 FS - WALKER, Mykal 38 yd interception return (FULLER, Asa kick)
2:48 FS - MCMARYION, M. 6 yd run (FULLER, Asa kick), 9-74 4:19

4th Quarter

6:50 TOLEDO - JOHNSON, Jon'Vea 54 yd pass from PETERS, Eli (VEST, Jameson kick), 7-90 1:41
2:42 TOLEDO - JOHNSON, Jon'Vea 25 yd pass from PETERS, Eli (VEST, Jameson kick), 7-73 2:18

Attendance: 33,401

TEAM STATISTICS

	TOLEDO	Fresno State
FIRST DOWNS	21	24
RUSHES-YARDS (NET)	40-137	38-186
PASSING YDS (NET)	238	368
Passes Att-Comp-Int	31-16-1	32-24-1
TOTAL OFFENSE PLAYS-YARDS	71-375	70-554
Fumble Returns-Yards	0-0	0-0
Punt Returns-Yards	1-0	1-18
Kickoff Returns-Yards	5-113	2-31
Interception Returns-Yards	1-4	1-38
Punts (Number-Avg)	5-42.8	4-35.8
Fumbles-Lost	2-0	0-0
Penalties-Yards	3-25	3-45
Possession Time	29:51	30:09
Third-Down Conversions	5 of 15	5 of 10
Fourth-Down Conversions	0 of 1	0 of 0
Red-Zone Scores-Chances	1-3	5-5
Sacks By: Number-Yards	1-5	5-40

RUSHING: TOLEDO-GUADAGNI, Mitchell 8-55; JONES, Ronnie 6-51; KOBACK, Bryant 7-27; SEYMOUR, Shakif 8-26; THOMPSON, Art 6-11; PETERS, Eli 5-minus 33. **Fresno State**-MIMS, Jordan 15-59; HOKIT, Josh 7-59; RIVERS, Ronnie 2-25; REYNA, Jorge 1-19; MCMARYION, M. 4-15; JOHNSON, S. 4-7; O'NEAL, Deonte 3-3; GRIM, Derrion 1-1; TEAM 1-minus 2.

PASSING: TOLEDO-PETERS, Eli 10-21-1-179; GUADAGNI, Mitchell 6-10-0-59. **Fresno State**-MCMARYION, M. 24-31-1-368; REYNA, Jorge 0-1-0-0.

RECEIVING: TOLEDO-JOHNSON, Jon'Vea 6-112; JOHNSON, Diontae 3-21; MITCHELL, Bryce 2-19; THOMPSON, Cody 1-28; PHILLIPS, Desmond 1-21; SEYMOUR, Shakif 1-19; TURNER, Jamal 1-11; BLACKMAN, Rhett 1-7. **Fresno State**-MIMS, Jordan 6-126; JOHNSON, KeeSea 6-102; RICE, Jared 3-25; COLEMAN, Chris 2-24; RIDDERING, Kyle 2-9; JORD



GAME 5 - TOLEDO 52, BOWLING GREEN 36

Toledo, Ohio – In his first starting assignment at quarterback, sophomore Eli Peters threw for three touchdowns and redshirt freshman running back Bryant Koback added three more on the ground as Toledo defeated arch-rival Bowling Green, 52-36, in the Battle of I-75 in its Homecoming game at the Glass Bowl on Saturday.

It was the ninth consecutive victory for the Rockets over the Falcons but it didn't come easy. Toledo (3-2, 1-0 MAC) jumped out to a 17-0 lead but was only up by three points, 31-28, going into the fourth quarter. But the Rocket defense clamped down and Koback scored all three of his touchdowns in the final 15 minutes to secure the win.

While Toledo had heroes on offense and defense, it was the special teams that may have played a decisive role in the win. A blocked punt by Reggie Gilliam in the first quarter set up his own TD catch moments later, sophomore punter Bailey Flint ran for a key first down on a fake punt, and the Rockets blocked a potential game-tying field goal at the end of the first half.

Peters, filling in for the injured junior Mitchell Guadagni, completed 17-of-35 passes for 184 yards and three TDs. He did not throw an interception and was not sacked. Senior Cody Thompson was his top target, catching six passes for 78 yards and one TD. Sophomore Shakif Seymour led the running attack with 101 yards on 18 carries to complement Koback's 90 yards and three scores.

First Quarter

Toledo scored on its first drive as Jameson Vest connected on a 39-yard field goal following a nine-play drive that stalled on the BG 22-yard line. The Falcons were forced to punt on their first possession, and the Rockets made them pay when junior tight end Reggie Gilliam blocked the punt and Victor Williams recovered on the BGSU 22-yard line. Four plays later, Peters hit Gilliam for a four-yard score. On the Falcons' first play on their next possession, junior linebacker Jordan Fisher forced a fumble that was recovered by senior cornerback Ka'dar Hollman on the BG 34-yard line. Peters struck again, this time connecting with Diontae Johnson on a seven-yard TD to make the score 17-0 just eight minutes into the contest. Bowling Green struck back on a 15-yard TD run by Andrew Clair, capping a 10-play, 86-yard drive to cut the lead to 17-7. The drive was kept alive by a 47-yard scramble and bomb by Jarret Doege to RB Marlow on a third-and-16 play from the BG eight-yard line.

Second Quarter

Just two plays into the quarter, the Falcons trimmed the lead to 17-14 on a 60-yard bolt by Clair down the middle of the field. Toledo answered with a 12-play, 67-yard drive that was finished off by a one-yard run by Art Thompson, putting the Rockets ahead 24-14 with 9:35 to play in the half. Clair struck again on another big play, this time catching a short pass near the sideline then sprinting 61 yards for the score to make the score 24-21. BGSU had a chance to tie the game right before halftime but a 42-yard field goal attempt was blocked by the middle of the Rockets' line.

Third Quarter

Toledo's defense got off to a good start, forcing the Falcons to punt on a three-and-out on their opening possession of the half. The offense followed that up with an impressive 12-play, 90-yard drive that resulted in a three-yard TD pass from Peters to Cody Thompson. Later in the quarter, the Falcons put together a 14-play, 84-yard drive to cut the lead to 31-28. Doege hit Quintin Morris for an eight-yard score to finish off the long drive.

Fourth Quarter

Toledo missed a chance to extend the lead early in the quarter when Vest's 32-yard field goal attempt sailed wide right. But two possessions later, the Rockets used a short field to their advantage to add to their lead. Toledo needed just two plays to score, a 19-yard completion to Thompson and a seven-yard TD run by Bryant Koback, taking a 38-28 lead with 9:35 left in the game. Toledo forced BG into a three-and-out, then came back to score again, this time on a five-yard run by Koback to up the lead to 45-28 with 5:08 left. UT stopped BG on downs on the Falcons' next possession, and Koback scored again from 21 yards out. The Falcons tacked on a final score on a 42-yard bomb from Doege to Scott Miller, but the ensuing on-side kick was recovered by Nick Kovacs to clinch the win for UT.

ROCKET ROUNDUP:

UT now leads the all-time series 40-39-4 and has been in possession of the Battle of I-75 Rivalry trophy since its introduction in 2011...The Rockets have now won 11 of their last 12 meetings with the Falcons in the Glass Bowl...The Rockets blocked two more kicks to bring their season total to five. Reggie Gilliam blocked a punt in the first quarter, his second blocked kick of the season, and junior Nate Childress blocked a field goal in the second quarter...Shakif Seymour rushed for 101 yards on 18 carries, his third career 100-yard rushing game and first this season.

SCORING

	1	2	3	4	F
Bowling Green	7	14	7	8	- 36
Toledo	17	7	7	21	- 52

1st Quarter

11:58 TOLEDO - VEST, Jameson 39 yd field goal, (9-53 3:02),
08:33 TOLEDO - GILLIAM, Reggie 4 yd pass from PETERS, Eli (VEST, Jameson kick), (4-22 2:04),
06:59 TOLEDO - JOHNSON, Diontae 7 yd pass from PETERS, Eli (VEST, Jameson kick), (4-35 1:16),
02:59 BGSU - CLAIR, Andrew 15 yd run (NEEDHAM, Nate kick), (10-86 3:52),

2nd Quarter

14:47 BGSU - CLAIR, Andrew 60 yd run (NEEDHAM, Nate kick), (4-73 0:51),
09:35 TOLEDO - THOMPSON, Art 1 yd run (VEST, Jameson kick), (12-67 5:06),
07:36 BGSU - CLAIR, Andrew 61 yd pass from DOEGE, Jarret (NEEDHAM, Nate kick), (5-75 1:59),

3rd Quarter

08:38 TOLEDO - THOMPSON, Cody 3 yd pass from PETERS, Eli (VEST, Jameson kick), (12-90 5:33),
01:35 BGSU - MORRIS, Quintin 8 yd pass from DOEGE, Jarret (NEEDHAM, Nate kick), (14-84 6:58),

4th Quarter

09:35 TOLEDO - KOBACK, Bryant 7 yd run (VEST, Jameson kick), (2-33 0:33),
05:08 TOLEDO - KOBACK, Bryant 5 yd run (VEST, Jameson kick), (7-61 3:18),
03:10 TOLEDO - KOBACK, Bryant 21 yd run (VEST, Jameson kick), (2-29 0:50),
02:00 BGSU - MILLER, Scott 42 yd pass from DOEGE, Jarret (MARLOW, RB pass from DOEGE, Jarret), (3-75 1:10).

Attendance: 24,685

TEAM STATISTICS

	BGSU	TOLEDO
FIRST DOWNS	20	29
RUSHES-YARDS (NET)	29-192	44-288
PASSING YDS (NET)	289	184
Passes Att-Comp-Int	34-18-0	35-17-0
TOTAL OFFENSE PLAYS-YARDS	63-481	79-472
Fumble Returns-Yards	0-0	1-1
Punt Returns-Yards	0-0	3-16
Kickoff Returns-Yards	3-43	2-45
Interception Returns-Yards	0-0	0-0
Punts (Number-Avg)	5-28.6	2-37.5
Fumbles-Lost	2-1	0-0
Penalties-Yards	14-129	10-79
Possession Time	26:44	33:16
Third-Down Conversions	5 of 12	7 of 14
Fourth-Down Conversions	0 of 1	2 of 3
Red-Zone Scores-Chances	2-2	6-8
Sacks By: Number-Yards	0-0	0-0

RUSHING: Bowling Green-CLAIR, Andrew 12-118; DENLEY, Bryson 7-33; FRYE, Rico 3-24; HARGROVE, Ra'veion 5-21; DOEGE, Jarret 2-minus 4.

TOLEDO-SEYMOUR, Shakif 18-101; KOBACK, Bryant 11-90; THOMPSON, Art 11-79; FLINT, Bailey 1-13; JOHNSON, Diontae 1-6; PETERS, Eli 1-2; TEAM 1-minus 3.

PASSING: Bowling Green-DOEGE, Jarret 18-34-0-289. **TOLEDO**-PETERS, Eli 17-35-0-184.

RECEIVING: Bowling Green-CLAIR, Andrew 5-74; MILLER, Scott 3-75; MORRIS, Quintin 3-27; HENDRIX, Dorian 3-19; MARLOW, RB 1-47; WAYNE-PRATHER, Jorda 1-24; HARGROVE, Ra'veion 1-18; DENLEY, Bryson 1-5. **TOLEDO**-THOMPSON, Cody 6-78; PHILLIPS, Desmond 3-31; JOHNSON, Diontae 3-26; JOHNSON, Jon'Vea 2-37; THOMPSON, Art 2-8; GILLIAM, Reggie 1-4.



GAME 6 - EASTERN MICHIGAN 28, TOLEDO 26

Ypsilanti, Mich. - Toledo nearly came back from a 25-point deficit at Eastern Michigan, but the Rockets' furious rally came up just short in a 28-26 loss to the Eagles at Rynearson Stadium. Toledo trailed 28-3 going into the fourth quarter when junior Mitchell Guadagni engineered three scoring drives, the final touchdown coming with 20 seconds left when Guadagni scrambled 10 yards to cut the lead to 28-26. Toledo went for the two-point conversion to tie the game but Guadagni's pass to sophomore Bryce Mitchell was broken up. Toledo's attempt at an on-side kick went out of bounds, giving EMU its first win over the Rockets in the past 12 meetings. Guadagni completed 12-of-27 passes for 147 yards and one TD. He led the Rockets in rushing with 137 yards and one score on 27 carries. Sophomore Shakif Seymour added 61 yards and one TD. Senior linebacker Richard Olekanma led the defense with a career-high 15 tackles. Toledo's efforts were hampered by 16 penalties for 130 yards.

First Quarter

EMU dominated the opening quarter, outscoring the Rockets, 21-3. On their opening drive, the Eagles went 75 yards in just four plays to take a 7-0 lead. The big play of the drive was a 48-yard gain by QB Mike Glass on a read-option to the UT six-yard line. Moments later, Glass struck again on a 22-yard score to put the Eagles up, 14-0. Immediately following a Toledo punt to mid-field, Willie Parker ran straight up the middle for a 50-yard score to give EMU a 21-0 lead. The Rockets got on the board on their third possession of the quarter, a 35-yard field goal by Jameson Vest.

Second Quarter

Toledo missed a chance to put points on the board when its drive was halted on the EMU 16-yard line. Bryant Koback was stopped for no gain on fourth-and-one, turning the ball over to the Eagles. EMU took advantage of the stop, driving 84 yards in the other direction in 10 plays to increase its lead to 28-3. Shaq Vann scored from one yard out on fourth down to finish the drive.

Third Quarter

Toledo tacked on three more points on a 32-yard field goal by Vest to trim the lead to 28-6. The Eagles then missed a chance to add to their lead when a 32-yard field goal attempt sailed wide right.

Fourth Quarter

The Rockets cut the lead to 28-13 on an 18-yard TD pass from Guadagni to Thompson with 11:18 to play. After forcing the Eagles to punt, UT marched 80 yards to pull to within eight points, 28-20, with 5:59 to play. Shakif Seymour capped the drive with a one-yard run. After the Rockets forced EMU to punt once again, Toledo took over at the EMU 47-yard line with 4:28 left. On third-and-10, Guadagni scrambled out of the pocket and threw an interception downfield, seemingly ending UT's chances for a comeback. However, UT forced the Eagles into a fourth-and-one on the EMU 42, and the Eagles chose to go for it. Jarirus Grissom was stopped for no gain by seniors Tyler Taafe and Richard Olekanma, giving UT one last chance. Guadagni scrambled for a 10-yard TD on fourth down to cut the lead to 28-26 but the failed two-point conversion essentially ended the comeback.

ROCKET ROUNDUP:

Quarterback Mitchell Guadagni finished with 134 rushing yards, which led the Rockets on Saturday. This marks the fourth time this season Guadagni has led Toledo in rushing...Wide receiver Cody Thompson finished his day with three catches for 37 yards, extending his streak to 36 consecutive games with a catch. Thompson caught the 26th touchdown of his career, breaking Toledo's all-time career receiving touchdown record of 25 previously held by Lance Moore (2001-04) and Eric Page (2009-11)...Richard Olekanma finished with 15 tackles, a career high. His previous career high was eight stops, a total he reached in the first half. Fifteen tackles are the most in a game by a Rocket this season...Kicker Jameson Vest was 2-for-2 on field goal attempts, giving him 64 made field goals for his career. He is five field goals away from becoming the program's all-time record holder (68 by Rusty Hanna, 1989-92)...Diontae Johnson returned a punt 52 yards in the third quarter, his third return of at least 40 yards this season...Defensive back Justin Clark finished the day with seven tackles, a career high. Tuzar Skipper tied his career high with eight tackles...Toledo held Eastern Michigan scoreless in the second half, the second time it has kept its opponent off the scoreboard in the second half this season. The Rockets also accomplished that feat against VMI (Sept. 1)...The loss marked Toledo's first against EMU since 2006, snapping a string of 11 consecutive victories for UT in the series.

SCORING

	1	2	3	4	F
Toledo	17	0	3	20	- 26
Eastern Michigan	21	7	0	0	- 28

1st Quarter

1st 12:55 EMU - GLASS, Mike 3 yd run (RYLAND, Chad kick), (4-75 2:05)
07:28 EMU - GLASS, Mike 22 yd run (RYLAND, Chad kick), (7-56 3:46)
05:24 EMU - PARKER, Willie 50 yd run (RYLAND, Chad kick), (1-50 0:08)
00:39 TOLEDO - VEST, Jameson 35 yd field goal, (12-72 4:40)

2nd Quarter

2nd 04:51 EMU - VANN, Shaq 1 yd run (RYLAND, Chad kick), (10-84 4:09)

3rd Quarter

07:30 TOLEDO - VEST, Jameson 32 yd field goal, (4--1 1:17)

4th Quarter

11:18 TOLEDO - THOMPSON, Cody 18 yd pass from GUADAGNI, Mitchell (VEST, Jameson kick), (5-27 1:42)
05:59 TOLEDO - SEYMOUR, Shakif 1 yd run (VEST, Jameson kick), (9-80 2:45)
00:20 TOLEDO - GUADAGNI, Mitchell 10 yd run (GUADAGNI, Mitchell pass failed), (6-42 1:25)

Attendance: 17,998

TEAM STATISTICS

	EMU	TOLEDO
FIRST DOWNS	18	25
RUSHES-YARDS (NET)	38-229	52-229
PASSING YDS (NET)	187	147
Passes Att-Comp-Int	17-23-0	12-27-1
TOTAL OFFENSE PLAYS-YARDS	61-412	79-62
Fumble Returns-Yards	0-0	0-0
Punt Returns-Yards	1-5	3-86
Kickoff Returns-Yards	1-23	2-31
Interception Returns-Yards	1-2	0-0
Punts (Number-Avg)	3-8.3	5-1.4
Fumbles-Lost	2-0	2-0
Penalties-Yards	16-130	11-138
Possession Time	30:25	29:35
Third-Down Conversions	1 of 9	6 of 16
Fourth-Down Conversions	1 of 2	1 of 4
Red-Zone Scores-Chances	2-3	5-7
Sacks By: Number-Yards	5-27	2-15

RUSHING: TOLEDO-GUADAGNI, Mitchell 28-134; SEYMOUR, Shakif 13-61; KOBACK, Bryant 9-18; JOHNSON, Diontae 1-11; THOMPSON, Art 1-5.

Eastern Michigan-GLASS, Mike 10-125; PARKER, Willie 5-65; VANN, Shaq 11-51; TURNER, Breck 2-1; GRISSOM, Jairus 2-minus 1; BANHAM, Blake 1-minus 1; TEAM 1-minus 2; WIEGERS, Tyler 6-minus 9.

PASSING: TOLEDO-GUADAGNI, Mitchell 12-27-1-147. **Eastern Michigan**-WIEGERS, Tyler 11-15-0-83; GLASS, Mike 6-8-0-100.

RECEIVING: TOLEDO-JOHNSON, Diontae 4-44; JOHNSON, Jon'Vea 3-47; THOMPSON, Cody 3-37; ROSI, Drew 1-20; PHILLIPS, Desmond 1-minus 1. **Eastern Michigan**-JACKSON, Arthur 5-44; BANHAM, Blake 4-21; VANN, Shaq 3-11; OAKES, Gunnar 1-42; KEMP, Bryce 1-30; TURNER, Breck 1-29; SEXTON, Mathew 1-4; HOLDER, Isaac, 1-2.



GAME 7 - BUFFALO 31, TOLEDO 17

Toledo, Ohio – Toledo could not hold on to its halftime lead in a 31-17 loss to Buffalo in the Glass Bowl on Saturday. The Rockets led at the break, 17-7, but were outscored by the Bulls 24-0 in the final 30 minutes.

Toledo's defense kept it in the game, but the Rockets eventually surrendered 24 points in the second half. UT set season highs with three interceptions and five sacks, but penalties and field position proved too much in the end. Buffalo outgained the Rockets in total yards, 463-295, and racked up 32 first downs to just eight for UT. Junior linebacker Jordan Fisher led the Rockets with a career-best 12 tackles. Seniors Josh Teachey and Ka'dar Hollman each broke up three passes. Junior Willie Ross was credited with 2.5 sacks.

Sophomore quarterback Eli Peters was 5-of-17 for 128 yards and one TD in relief of starter Mitch Guadagni. His big play was an 80-yard TD to junior Diontae Johnson. Redshirt freshman Bryant Koback led the rushing attack with 81 yards, 70 of it coming on a first-quarter TD run. Buffalo was led by junior quarterback Tyree Jackson, who completed 25-of-46 passes for 326 yards and two scores.

First Quarter

Defenses dominated the first 15 minutes of play, with each team coming up with an interception. The Rockets broke through on a big play, though, a 70-yard touchdown run up the middle by Koback with 4:54 left in the period. Toledo had an interception by freshman defensive end Jamal Hines that was set up by a big hit on the QB from junior linebacker Jordan Fisher. Late in the quarter, UT stopped the Bulls on fourth-and-1 from the UB 44.

Second Quarter

Buffalo tied it up, 7-7, on a 34-yard pass from Tyree Jackson to Anthony Johnson with 10:37 left in the half. After a Bailey Flint punt pinned the Bulls at their own five-yard line, sophomore Justin Clark came up with an interception on the UB 45-yard line. The Rockets cashed in with a 38-yard field goal by Jameson Vest with 6:38 left in the half. Toledo increased its lead to 17-7 on an 80-yard TD pass from Peters to Diontae Johnson with 3:22 left in the period.

Third Quarter

On its opening drive of the half, Buffalo trimmed the lead to 17-10 on a 40-yard field goal by Adam Mitcheson. Later in the quarter, Jackson hit Johnson again, this time for a 32-yard strike that tied the score, 17-17. The Bulls had a chance to take the lead, but their 32-yard field-goal attempt on the final play of the quarter was pushed wide left.

Fourth Quarter

Buffalo took its first lead of the day, 24-17, on a six-yard rushing TD by Jaret Patterson. The drive started on the UT 30-yard line and was set up by a Bulls' interception. After a pair of three-and-outs by Toledo, Buffalo sealed the victory with a 25-yard TD run by Patterson with 2:49 left. UT's final drive ended with the Rockets giving the ball up on downs.

ROCKET ROUNDUP:

The Toledo defense grabbed three interceptions, its most in a game since Sept. 26, 2015 against Arkansas State...Toledo's 13 tackles for loss are its most since the 2016 season, when UT registered 11 TFL against both Maine (Sept. 10) and Fresno State (Sept. 17). Eleven Rockets were credited with at least 0.5 TFL...The five sacks are the most in a game for Toledo since Sept. 17, 2016 against Fresno State. Entering Saturday's game, Buffalo's offensive line had only allowed one sack in its previous seven games...Willie Ross tallied 2.5 sacks on Saturday, the second time this season a Rocket has had multiple sacks (Tuzar Skipper last Saturday at Eastern Michigan)...The Rockets recorded their longest rush and longest reception in today's game. Bryant Koback's 70-yard rushing touchdown is now the longest running play of the year and Diontae Johnson's 80-yard touchdown reception from Eli Peters is UT's longest pass play...Jameson Vest made his only field goal attempt of the day, a 38-yarder in the second quarter. He has now made 65 field goals in his career and is three shy of the UT record held by Rusty Hanna (68 from 1989-92)...Jordan Fisher finished with a career-high 12 tackles...Bailey Flint's 58-yard punt in the second quarter is a career long, and he also pinned two punts inside the 20-yard line...Senior wide receiver Cody Thompson's streak of consecutive games with at least one reception was snapped at 36.

SCORING

	1	2	3	4	F
Buffalo	0	7	10	14	- 31
Toledo	7	10	0	0	- 17

1st Quarter

04:54 TOLEDO - KOBACK, Bryant 70 yd run (VEST, Jameson kick), (3-78 1:18)

2nd Quarter

10:37 UB - JOHNSON, Anthony 34 yd pass from JACKSON, Tyree (MITCHESON, Adam kick), (6-80 3:04)

06:38 TOLEDO - VEST, Jameson 38 yd field goal, (5-24 1:58)

03:22 TOLEDO - JOHNSON, Diontae 80 yd pass from PETERS, Eli (VEST, Jameson kick), (1-80 0:11)

3rd Quarter

10:47 UB - MITCHESON, Adam 39 yd field goal, (10--52 4:01)

02:39 UB - JOHNSON, Anthony 32 yd pass from JACKSON, Tyree (MITCHESON, Adam kick), (1--32 0:08)

4th Quarter

12:55 UB - PATTERSON, Jaret 6 yd run (MITCHESON, Adam kick), (3--45 0:50)

02:49 UB - PATTERSON, Jaret 25 yd run (MITCHESON, Adam kick), (7-51 3:51)

Attendance: 18,114

TEAM STATISTICS

	BUFFALO	TOLEDO
FIRST DOWNS	32	8
RUSHES-YARDS (NET)	50-137	29-158
PASSING YDS (NET)	326	137
Passes Att-Comp-Int	46-25-3	21-7-2
TOTAL OFFENSE PLAYS-YARDS	96-463	50-295
Fumble Returns-Yards	0-0	0-0
Punt Returns-Yards	2-42	1-2
Kickoff Returns-Yards	2-44	3-49
Interception Returns-Yards	2-18	3-23
Punts (Number-Avg)	4-35.8	8-41.4
Fumbles-Lost	1-0	2-2
Penalties-Yards	5-44	12-148
Possession Time	39:50	20:10
Third-Down Conversions	8 of 20	1 of 12
Fourth-Down Conversions	0 of 2	0 of 1
Red-Zone Scores-Chances	2-5	0-0
Sacks By: Number-Yards	2-9	5-23

RUSHING: Buffalo-PATTERSON, Jaret 20-90; MARKS, Kevin 15-49; JACKSON, Tyree 10-7; HAWKINS, Johnathan 1-minus 1; REED, Emmanuel 1-minus 2; TEAM 3-minus 6. **TOLEDO**-KOBACK, Bryant 9-81; SEYMOUR, Shakif 12-74; THOMPSON, Art 6-12; GUADAGNI, Mitchell 2-minus 9.

PASSING: Buffalo-JACKSON, Tyree 25-46-3-326. **TOLEDO**-PETERS, Eli 5-17-1-128; GUADAGNI, Mitchell 2-4-1-9.

RECEIVING: Buffalo-OSBORN, K.J. 7-90; MABRY, Tyler 6-48; RUSHING, George 5-43; JOHNSON, Anthony 4-83; JONES, Charlie 2-57; MARKS, Kevin 1-5. **TOLEDO**-JOHNSON, Diontae 2-97; PHILLIPS, Desmond 2-8; JOHNSON, Jon'Vea 1-19; ROSI, Drew 1-7; SEYMOUR, Shakif 1-6.



GAME 8 - TOLEDO 51, WESTERN MICHIGAN 24

Kalamazoo, Mich. – Sophomore quarterback Eli Peters came off the bench to replace the injured Mitchell Guadagni and lead Toledo to a 51-24 victory over Western Michigan in Kalamazoo Thursday night.

Guadagni had the Toledo offense rolling in the first half, pacing UT to a 23-17 advantage, but suffered an apparent injury on the next-to-last play of the half. Peters came in and took a roughing the passer penalty that set up a Jameson Vest field goal on the final play of the half.

Peters kicked the offense into overdrive in the second half, driving the Rockets to three quick touchdowns to open up a 44-17 lead that proved too big a hole for the Broncos to climb out of. For the game, Peters was 8-of-14 for 107 yards and three touchdowns. Guadagni was 10-of-18 for 140 yards and two scores. Senior Cody Thompson led the receiving corps with six receptions and three TDs. Toledo's offense racked up 515 yards of total offense, compared to 432 for WMU. Redshirt freshman Bryant Koback paced the rushing attack with 99 yards and one score.

For the second straight game, Toledo's defense slowed down a potent offense. Western, which came in the game as the MAC's leader with an average of 467.1 yards per game, did rack up yardage but was held to just seven points in the second half, including just one touchdown when the game was still on the line. Linebackers Richard Olekanma and Jordan Fisher led the defense with nine and eight tackles, respectively.

First Quarter

Toledo took advantage of a short field to get on the board first, going 43 yards in four plays. Guadagni hit Cody Thompson for a 10-yarder in the back of the end zone to give UT an early 7-0 lead. Western struck back quickly, using 42-yard run by Jamari Bogan and a 25-yard TD pass from Kaleb Elebe to Jayden Reed to tie the score. Toledo came right back and marched 78 yards on nine plays in just over three minutes to take a 14-7 lead. Guadagni finished it off with a two-yard TD toss to Diontae Johnson.

Second Quarter

The Rockets extended their lead to 17-7 on a 25-yard field goal by Jameson Vest. WMU matched that kick with a 25-yard field goal of its own to cap a 15-play, 67-yard drive and make the score 17-10. Vest connected again, this time from 28 yards out to make the score 20-10 with just over a minute to play. The Broncos responded with a big play, a 62-yard bomb down the middle from Elebe to Reed with just 24 seconds left in the half. Toledo wouldn't quit, however, taking advantage of a roughing the passer penalty on sophomore Eli Peters on the final play of the half to convert a 45-yard field goal by Vest.

Third Quarter

With Guadagni out with an injury suffered during Toledo's final drive of the first half, Peters took over and led the Rockets to three quick scores. The first came on a flea-flicker, with Desmond Phillips tossing it back to Peters who hit junior tight end Reggie Gilliam down the sidelines for a 34-yard score. UT then recovered a Bronco fumble, which set up an 18-yard scoring strike from Peters to Thompson. Toledo's special teams then came up with a big play as Gilliam got a piece of a WMU punt that gave the ball to UT at the WMU 38-yard line. Four plays later, Bryant Koback ran it in from three yards out to extend the Rocket lead to 44-17. Western struck back with a one-yard TD run by Bogan to trim the lead to 44-24 with 4:43 left in the quarter. Toledo's defense then came up with big third-down stop at the end of the quarter, keyed by a sack Tuzar Skipper and Reggie Howard.

Fourth Quarter

The Rocket D came up big again early in the quarter, halting WMU on a fourth-and-two pass that ended up less than a yard short of a first down on the UT 39-yard line. Redshirt freshman Zachary Ford made the stop that took the air out of the Broncos' comeback hopes. The Rocket offense followed that up with an eight-yard TD reception by Thompson, his third of the game, with 8:13 to play.

ROCKET ROUNDUP:

With the win over Western Michigan, Toledo improves to 43-30 all-time against the Broncos...The 51 points are the most UT has scored against WMU since a 66-63 win on Nov. 8, 2011. The Rockets have now scored at least 50 points four times this season, the first time since 2011 they have achieved that feat...Jameson Vest was a perfect 3-for-3 on field goal attempts and has now successfully converted 68 field goals in his career. He moved into a tie with Rusty Hanna (1989-92) for the most made field goals in Toledo history. Vest made kicks of 25, 28, and 45 yards...The Rockets did not allow a sack for the second time this season (Oct. 6 vs. Bowling Green)...Eli Peters tied a career high with three TD passes...Cody Thompson caught six passes for 63 yards and three touchdowns, his second game with at least three receiving touchdowns this season (Sept. 22 vs. Nevada)...Toledo scored on eight straight drives: two straight touchdowns were followed by three consecutive field goals, then three more TDs...The Rockets' offensive generated eight plays of at least 20 yards (four rushing, four receiving), the most of any game this season...The defense had five sacks for the game, giving it 10 sacks over the last two contests.

SCORING

	1	2	3	4	F
Toledo	14	9	21	7	- 51
Western Michigan	7	10	7	0	- 24

1st Quarter

09:34 TOLEDO - THOMPSON, Cody 10 yd pass from GUADAGNI, Mitchell (VEST, Jameson kick), (4-43 1:18)

07:48 WMU - REED, JAYDEN 25 yd pass from ELEBY, KALEB (PEDDIE, GAVIN kick), (4-75 1:46)

04:39 TOLEDO - JOHNSON, Diontae 2 yd pass from GUADAGNI, Mitchell (VEST, Jameson kick), (9-78 3:09)

2nd Quarter

12:08 TOLEDO - VEST, Jameson 25 yd field goal, (11-63 3:49)

04:04 WMU - PEDDIE, GAVIN 25 yd field goal, (15-67 8:04)

01:08 TOLEDO - VEST, Jameson 28 yd field goal, (8-56 2:56)

00:24 WMU - REED, JAYDEN 62 yd pass from ELEBY, KALEB (PEDDIE, GAVIN kick), (4-87 0:44)

00:00 TOLEDO - VEST, Jameson 45 yd field goal, (3-35 0:24)

3rd Quarter

14:07 TOLEDO - GILLIAM, Reggie 34 yd pass from PETERS, Eli (VEST, Jameson kick), (3-61 0:53)

12:46 TOLEDO - THOMPSON, Cody 18 yd pass from PETERS, Eli (VEST, Jameson kick), (3-37 1:03)

09:25 TOLEDO - KOBACK, Bryant 3 yd run (VEST, Jameson kick), (4-39 1:31)

04:43 WMU - BOGAN, JAMAURI 1 yd run (PEDDIE, GAVIN kick), (10-84 4:42)

4th Quarter

08:13 TOLEDO - THOMPSON, Cody 8 yd pass from PETERS, Eli (VEST, Jameson kick), (6-61 3:22)

Attendance: 11,389

TEAM STATISTICS

	TOLEDO	WMU
FIRST DOWNS	25	17
RUSHES-YARDS (NET)	35-268	34-125
PASSING YDS (NET)	247	307
Passes Att-Comp-Int	32-18-0	32-25-0
TOTAL OFFENSE PLAYS-YARDS	67-515	66-432
Fumble Returns-Yards	0-0	0-0
Punt Returns-Yards	0-0	0-0
Kickoff Returns-Yards	5-106	5-115
Interception Returns-Yards	0-0	0-0
Punts (Number-Avg)	4-45.2	7-28.0
Fumbles-Lost	0-0	1-1
Penalties-Yards	7-56	8-76
Possession Time	27:36	32:24
Third-Down Conversions	2 of 9	4 of 14
Fourth-Down Conversions	1 of 1	1 of 2
Red-Zone Scores-Chances	7-7	2-2
Sacks By: Number-Yards	5-31	0-0

RUSHING: TOLEDO-KOBACK, Bryant 10-99; THOMPSON, Art 6-58; GUADAGNI, Mitchell 5-50; SEYMOUR, Shakif 9-48; JONES, Ronnie 4-10; McCRIMMON, Nevone 1-3. **Western Michigan**-BOGAN, JAMAURI 10-66; BELLAMY, L 9-44; BROWN, CHASE 6-28; WASSINK, JON 1-9; TUCKER, DAVON 1-4; ELEBY, KALEB 7-minus 26.

PASSING: TOLEDO-GUADAGNI, Mitchell 10-18-0-140; PETERS, Eli 8-14-0-107. **Western Michigan**-ELEBY, KALEB 23-28-0-293; WASSINK, JON 2-4-0-14.

RECEIVING: TOLEDO-THOMPSON, Cody 6-63; JOHNSON, Diontae 4-49; PHILLIPS, Desmond 3-13; JOHNSON, Jon'Vea 2-56; GILLIAM, Reggie 1-34; SEYMOUR, Shakif 1-16; ROSI, Drew 1-16. **Western Michigan**-REED, JAYDEN 6-103; BELLAMY, L 5-29; RICCI, GIOVANNI 4-31; HARRIS, DRAKE 3-42; HALL, JAYLEN 2-27; BROWN, CHASE 2-26; ESKRIDGE, D 2-18; WATSON, K 1-31.



GAME 9 - TOLEDO 45, BALL STATE 13

Toledo, Ohio – Sophomore Eli Peters led the Rocket offense to 531 yards of total offense but it was the Toledo defense that shined most in a 45-13 victory over Ball State at the Glass Bowl Wednesday night.

The Rockets forced five turnovers, including a forced fumble that was recovered for a touchdown, in leading UT to victory over its West Division foe. Toledo also had four sacks and limited the Cardinals to just 94 yards rushing in 35 attempts.

Peters, stepping in for the injured Mitchell Guadagni, completed 25-of-34 passes for 327 yards and two touchdowns. He had three first-half interceptions but settled down in the final 30 minutes, guiding the Rockets to victory in Guadagni's place for the second time this season. Sophomore Art Thompson led the rushing attack with 84 yards and one touchdown, while redshirt freshman Bryant Koback added 78 yards and two scores. Senior wide receiver Cody Thompson had six receptions for 75 yards and one TD, while junior Diontae Johnson chipped in with five grabs for and even 100 yards.

The defense was led by junior safety DeDarallo Blue and junior linebacker Jordan Fisher, each of whom had seven tackles. Freshman defensive end Terrance Taylor had three tackles for loss for 28 yards and senior linebacker Richard Olekanma added two TFLs.

First Quarter

Toledo jumped out to a 21-0 lead in the opening quarter. The Rockets took advantage of a turnover on Ball State's first possession and converted it into seven points. Willie Ross recovered a Cardinal fumble on the BSU 31-yard line, and the offense marched 69 yards in the other direction to take a 7-0 lead. Bryant Koback finished off the drive with a 19-yard TD run up the middle. Moments later, Diontae Johnson weaved his way downfield for a 57-yard gain on a short reception to the BSU 20-yard line. Two plays later, Art Thompson rolled in from one-yard out to make the score 14-0 with 8:25 left in the first quarter. The defense struck again when freshman defensive end Terrance Taylor strip-sacked BSU quarterback Drew Plitt on the Cardinal 16-yard line. Senior defensive end Tuzar Skipper ran down and recovered the ball just as it crossed the corner of the end zone for a touchdown, giving the Rockets their third score in the first seven-plus minutes of the contest.

Second Quarter

Ball State got on the scoreboard following an interception on its own 30-yard line late in the first quarter. A flurry of mid-range completions from Plitt moved the Cardinals quickly down the field to open the second period, culminating in an 18-yard TD pass to Riley Miller to trim the Rocket lead to 21-7. The two teams then traded interceptions, the Rockets' pick coming from redshirt freshman Zach Ford deep in UT territory. The Rockets then traveled 81 yards in 10 plays, Koback finishing it off from three yards out for his second TD of the contest.

Third Quarter

Neither team could sustain a drive for most the third quarter, with Toledo's first drive ending in a Cardinal interception in the end zone and Ball State's with a sack. The Rockets finally broke through with a 29-yard field goal from Jameson Vest near the end of the period. It was Vest's 69th career field goal, breaking the Toledo record and giving UT a 31-7 edge heading into the fourth quarter.

Fourth Quarter

The Cardinals scored on their first possession of the fourth quarter, finishing off a six-play, 75-yard drive with an 11-yard TD run by Malik Dunner. The two-point conversion attempt failed, making the score, 31-13 with 13:12 to play. Toledo answered quickly, as senior wide receiver Cody Thompson snagged a horizontal throw from Peters, then bolted 23 yards down the sideline to make the score, 38-13. UT finished up the scoring with a 41-yard TD pass from Peters to sophomore Bryce Mitchell.

ROCKET ROUNDUP:

Toledo improves to 24-19-2 all-time against Ball State. The Rockets have now won five straight meetings, the longest winning streak by either team in the matchup...Jameson Vest connected on the 69th field goal of his career, breaking the previous record held by Rusty Hanna (1989-92) and he successfully converted his 212th career extra point, topping Jason Robbins (2002-05) for most in school history...The Toledo defense forced five turnovers on the night, the most in a game since Nov. 17, 2015 against Bowling Green...The Rockets had four sacks, giving them 14 over the last three games...Cody Thompson caught six passes for 75 yards and a touchdown, bringing his career receiving yardage total to 3,090. He passed Alonzo Russell (2012-15) and moved into third place all-time in career receiving yards...Bryant Koback tallied two rushing touchdowns, his third multi-TD game this season...Art Thompson led the Rockets with 84 rushing yards, the fourth different player to lead UT in rushing in a game this season (Mitchell Guadagni, Bryant Koback, Shakif Seymour)...Freshman Terrance Taylor tallied three tackles for loss, tied for the most in a game by a Rocket this season (Jamal Hines at Eastern Michigan)...Diontae Johnson caught five passes for 100 yards, the eighth 100-yard receiving game of his career...Bryce Mitchell caught a 41-yard touchdown pass at the end of the fourth quarter, the longest reception of his career and his first career TD catch...UT totaled 531 total yards of offense, the second straight game with at least 500 yards and third this season.

SCORING

	1	2	3	4	F
Ball State	0	7	0	6	- 13
Toledo	21	7	3	14	- 45

1st Quarter

10:06 TOLEDO - KOBACK, Bryant 19 yd run (VEST, Jameson kick), 7-69 2:17
08:25 TOLEDO - THOMPSON, Art 1 yd run (VEST, Jameson kick), 3-77 0:45
07:43 TOLEDO - SKIPPER, Tuzar 0 yd fumble recovery (VEST, Jameson kick)

2nd Quarter

14:13 BALL - MILLER, Riley 18 yd pass from PLITT, Drew (HAGEE, Morgan kick), 5-70 2:00
08:18 TOLEDO - KOBACK, Bryant 3 yd run (VEST, Jameson kick), 10-81 3:34

3rd Quarter

00:18 TOLEDO - VEST, Jameson 29 yd field goal, 11-84 5:02

4th Quarter

13:12 BALL - DUNNER, Malik 11 yd run (PLITT, Drew pass failed), 6-75 2:06
10:50 TOLEDO - THOMPSON, Cody 23 yd pass from PETERS, Eli (VEST, Jameson kick), 5-50 2:21
01:23 TOLEDO - MITCHELL, Bryce 41 yd pass from PETERS, Eli (VEST, Jameson kick), 8-69 3:41

Attendance: 15,214

TEAM STATISTICS

	BALL STATE	TOLEDO
FIRST DOWNS	26	27
RUSHES-YARDS (NET)	35-94	38-204
PASSING YDS (NET)	343	327
Passes Att-Comp-Int	48-30-2	35-25-5
TOTAL OFFENSE PLAYS-YARDS	83-437	73-531
Fumble Returns-Yards	0-0	0-0
Punt Returns-Yards	0-0	1-4
Kickoff Returns-Yards	2-38	2-51
Interception Returns-Yards	5--3	2-31
Punts (Number-Avg)	4-40.0	1-35.0
Fumbles-Lost	5-3	1-0
Penalties-Yards	10-100	6-45
Possession Time	30:44	29:16
Third-Down Conversions	2 of 14	5 of 11
Fourth-Down Conversions	3 of 6	1 of 1
Red-Zone Scores-Chances	2-3	4-5
Sacks By: Number-Yards	0-0	4-34

RUSHING: Ball State-JONES, Will 12-49; DUNNER, Malik 10-38; HALL, Justin 3-29; EVANS, Tye 1-minus 2; PLITT, Drew 9-minus 20. **TOLEDO**-THOMPSON, Art 13-84; KOBACK, Bryant 15-78; SEYMOUR, Shakif 4-19; JONES, Ronnie 5-18; McCRIMMON, Nevone 1-5.

PASSING: Ball State-PLITT, Drew 29-47-2-340; LACANARIA, Corey 1-1-0-3. **TOLEDO**-PETERS, Eli 25-34-4-327; PHILLIPS, Desmond 0-1-1-0.

RECEIVING: Ball State-HALL, Justin 10-82; MILLER, Riley 5-101; LACANARIA, Corey 4-37; TYLER, Yo'Heinz 3-45; SCHRANK, Kyle 2-30; GIVAN, Nolan 2-14; DUNNER, Malik 1-20; JONES, Will 1-8; WILLIAMS, Keyan 1-3; PLITT, Drew 1-3. **TOLEDO**-THOMPSON, Cody 6-75; JOHNSON, Diontae 5-100; ROSI, Drew 3-39; SEYMOUR, Shakif 2-16; BLACKMAN, Rhett 2-15; JOHNSON, Jon'Vea 2-8; MITCHELL, Bryce 1-41; GILLIAM, Reggie 1-17; KOBACK, Bryant 1-8; PHILLIPS, Desmond 1-6; THOMPSON, Art 1-2.



GAME 10 - NORTHERN ILLINOIS 38, TOLEDO 15

DeKalb, Ill. – Sophomore quarterback Eli Peters completed 26-of-47 passes for 264 yards, but Toledo could not keep pace in a 38-15 loss at Northern Illinois Wednesday night.

The loss eliminated Toledo (5-5, 3-3) from contention in the MAC West Division race. Northern Illinois (7-3, 6-0 MAC) needs to win just one of its final two games to claim the division title.

The Rockets outgained the Huskies in total yards, 431-427, but missed opportunities and big plays by NIU were the difference. Toledo trailed by just one, 10-9, late in the first half when NIU's Sutton Smith blocked a punt and returned it 27 yards for a touchdown. The Huskies scored twice in the third quarter while the Rockets did not find the end zone again until late in the game.

Senior wide receiver Cody Thompson led the offense with eight receptions for 110 yards. Junior Dontae Johnson added seven catches for 52 yards, while senior Jon'Vea Johnson chipped in with four receptions and one TD. Junior Art Thompkins led the rushing attack with 62 yards on 12 carries.

Toledo has two games left on its schedule and must win at least one to become bowl eligible.

First Quarter

Toledo's first score was set up by the defense. The Rockets stopped NIU on fourth-and-one from its own 45-yard line. UT then moved the ball down to the eight-yard line before settling for a 25-yard field goal by Jameson Vest. The Rockets' D struck again when junior tight end Jordan Fisher forced a fumble on a pass completion that was recovered by sophomore cornerback Justin Clark on the UT 48-yard line. However, Toledo missed a chance to add to its lead when Vest's 36-yard field goal attempt hooked left. A little later in the quarter, NIU took advantage of a short field, driving 46 yards in five plays to take a 7-3 lead. The score came on a short pass to Corey Lersch, who broke a tackle and took it 33 yards to the house.

Second Quarter

Toledo pinned the Huskies at their own seven-yard line on a short punt by Bailey Flint, but NIU was able to drive 62 yards downfield to set up a 48-yard field goal by Andrew Gantz. The Rockets cut the lead to one, 10-9, on a 23-yard TD toss into the end zone from Peters to Jon'Vea Johnson. Vest, however, missed the extra point, his first missed PAT this season. Northern's special teams countered with a big play late in the first half as Sutton Smith blocked a Flint punt, then scooped the ball up and took it in 27 yards for the score.

Third Quarter

After Toledo stalled on its first drive, NIU extended its lead with an 11-play, 82-yard drive on its first possession of the half. Quarterback Marcus Childers finished off the drive with a one-yard score to make it 24-9. Toledo missed an opportunity to get back in the game after redshirt freshman safety Zachary Ford made a diving interception at the UT 40-yard line. However, the Rockets were unable to move the ball and were forced to punt. Northern responded with a four-play, 69-yard drive to effectively put the game away. Childers scored from 23 yards out with six seconds left in the quarter to extend the NIU lead to 31-9.

Fourth Quarter

Toledo capped a six-minute drive with a one-yard rushing TD from Shakif Seymour. A failed two-point conversion attempt made the score 31-15. NIU capped the scoring with a 44-yard TD run by Marcus Jones with 3:18 left.

ROCKET ROUNDUP:

Cody Thompson hauled in eight catches for 110 yards, the 15th 100-yard receiving game of his career. His eight catches were also the most by a Rocket this season...Thompson now has 3,200 career receiving yards. He passed Stephen Williams (3,102 from 2006-09) to move into second place all-time in school history. He is now 247 yards away from breaking Eric Page's school record...Eli Peters set career highs in pass attempts (47) and completions (26). His 47 passes are the most by a Rocket quarterback this season...Peters scampered for a 32-yard first down in the second quarter, the longest rush of his career...Josh Teachey had a game-high 10 tackles. He is the fourth UT player to record double-digit tackles in a game this season (Jordan Fisher, Richard Olekanma, Kahlil Robinson)... Art Thompkins made his first start of the season and led Toledo in rushing for the second straight game. He totaled 62 yards on 12 carries...Dontae Johnson tallied a season-high seven catches, compiling 52 receiving yards...Toledo possessed the ball for 34:58 of game time, the most for the Rockets this season... Zachary Ford intercepted a pass for the second straight game. His first career interception came last week against Ball State.

SCORING

	1	2	3	4	F
Toledo	3	6	0	6	- 15
Northern Illinois	7	10	14	7	- 38

1st Quarter

9:18 TOLEDO - VEST, Jameson 25 yd field goal, 9-36 3:31

0:36 NIU - LERSCH, Corey 33 yd pass from CHILDERS, Marcu (GANTZ, Andrew kick), 5-46 1:25

2nd Quarter

8:12 NIU - GANTZ, Andrew 48 yd field goal, 12-62 4:48

4:38 TOLEDO - JOHNSON, Jon'Vea 23 yd pass from PETERS, Eli (VEST, Jameson kick failed), 9-75 3:34

1:47 NIU - SMITH, Sutton 27 yd blocked punt return (GANTZ, Andrew kick)

3rd Quarter

8:18 NIU - CHILDERS, Marcu 1 yd run (GANTZ, Andrew kick), 11-82 4:08

0:06 NIU - CHILDERS, Marcu 23 yd run (GANTZ, Andrew kick), 4-69 1:07

4th Quarter

3:27 TOLEDO - SEYMOUR, Shakif 1 yd run (PETERS, Eli pass failed), 13-80 6:02

3:18 NIU - JONES, Marcus 44 yd run (GANTZ, Andrew kick), 1-44 0:08

Attendance: 5,887

TEAM STATISTICS

	TOLEDO	NIU
FIRST DOWNS	24	20
RUSHES-YARDS (NET)	42-167	44-296
PASSING YDS (NET)	264	131
Passes Att-Comp-Int	47-26-0	19-13-1
TOTAL OFFENSE PLAYS-YARDS	89-431	63-427
Fumble Returns-Yards	0-0	0-0
Punt Returns-Yards	0-0	1-38
Kickoff Returns-Yards	5-65	0-0
Interception Returns-Yards	1-0	0-0
Punts (Number-Avg)	6-29.8	3-43.3
Fumbles-Lost	1-0	1-1
Penalties-Yards	5-30	5-58
Possession Time	34:58	25:02
Third-Down Conversions	11 of 24	5 of 12
Fourth-Down Conversions	2 of 4	0 of 1
Red-Zone Scores-Chances	2-4	1-1
Sacks By: Number-Yards	1-10	5-29

RUSHING: TOLEDO-THOMPSON, Art 12-62; KOBACK, Bryant 11-47; PETERS, Eli 10-27; JONES, Ronnie 5-25; SEYMOUR, Shakif 4-6. **Northern Illinois**-HARBISON, Tre 21-139; JONES, Marcus 12-103; CHILDERS, Marcus 10-58; TEARS, Spencer 1-minus 4.

PASSING: TOLEDO-PETERS, Eli 26-47-0-264. **Northern Illinois**-CHILDERS, Marcus 13-19-1-131.

RECEIVING: TOLEDO-THOMPSON, Cody 8-110; JOHNSON, Dontae 7-52; JOHNSON, Jon'Vea 4-54; ROSI, Drew 2-16; SEYMOUR, Shakif 2-10; PHILLIPS, Desmond 1-9; THOMPSON, Art 1-9; KOBACK, Bryant 1-4. **Northern Illinois**-TEARS, Spencer 4-18; LERSCH, Corey 2-35; WESLEY, Juan 2-34; BRINKMAN, Mitch 2-24; TUCKER, Cole 1-13; HARBISON, Tre 1-4; BROWN, D.J. 1-3.



GAME 11 - TOLEDO 56, KENT STATE 34

Kent, Ohio – Redshirt freshman Bryant Koback ran for a season-high 192 yards and two touchdowns to lead Toledo to a 56-34 victory over Kent State at wintry Dix Stadium in Kent on Thursday.

It was the sixth win of the season for Toledo (6-5, 4-3 MAC), making the Rockets bowl eligible for the ninth consecutive season. It was also the fifth time this season Toledo topped the 50-point mark, a school record.

Junior Art Thompkins added 122 yards and two scores to Toledo's running attack, which racked up a season-high 384 yards. Sophomore quarterback Eli Peters completed 11-of-14 passes for 131 yards and two scores. Junior Diontae Johnson helped the cause with an 83-yard punt return just before halftime that gave Toledo a 28-17 lead going into the locker room. Toledo then scored three quick touchdowns in the third quarter to take a 49-17 lead that ended Kent State's hopes of an upset on a night that featured rain, sleet and snow.

First Quarter

Kent State opened the scoring on its first possession with a four-play, 52-yard drive that was capped by a seven-yard touchdown run by quarterback Woody Barrett. Toledo answered with a 31-yard TD run by junior Art Thompkins. After the Golden Flashes went three-and-out, Toledo responded with a nine-play, 85-yard drive to give the Rockets a 14-7 lead. Peters finished off the drive with a three-yard pass to junior tight end Reggie Gilliam.

Second Quarter

Bryant Koback made it 21-7 with a 44-yard TD run on third-and-six on UT's first possession of the quarter. Kent trimmed the lead to 21-10 on a 27-yard field goal by Matthew Trickett with 11:09 left in the half. After a Toledo drive stalled, KSU struck again, this time on a 19-yard TD pass from Barrett to Isaiah McKoy. With three minutes left in the half, Diontae Johnson returned a punt 83 yards for the score, rebuilding the UT lead to 28-17.

Third Quarter

Toledo got off to a quick start, scoring on a 15-yard run by Koback that moved its lead to 35-17. On the very next play from scrimmage, senior linebacker Tyler Taafe picked off Barrett and returned it 20 yards for the touchdown. Moments later, Peters hit Jon'Vea Johnson over the middle for a 55-yard touchdown to make the score 49-17 with 10:06 left in the quarter. Kent State countered with a 76-yard TD run by Jo-el Shaw to trim the lead to 49-24. Moments later, the Flashes connected on a 38-yard field goal to cut the margin to 49-27.

Fourth Quarter

Thompkins shouldered the load on Toledo's next drive, moving the ball downfield on a 43-yard run at the end of the third quarter before finishing off the sequence with a one-yard score on the first play of the fourth period. Kent State finished off the scoring with a late score on a short flip TD pass from Dustin Crum to Mike Carrigan.

ROCKET ROUNDUP:

The 56-34 win over the Golden Flashes improves UT's overall series record to 26-21. The Rockets have won four in a row over Kent State...With the win, Toledo becomes bowl eligible for the ninth straight season...The Rockets eclipsed 50 points for the fifth time this season, the most in program history. The previous record was four games with at least 50 points in 2011...Bryant Koback finished with 192 rushing yards on 17 attempts and two touchdowns. He set new career highs in yards and attempts in Thursday's game and his 192 rushing yards are the most by a Rocket since Kareem Hunt had 200 yards against Western Michigan on Nov. 25, 2016. Terry Swanson also had 192 yards vs. Bowling Green last year...Koback's 192 rushing yards are the third-most by a freshman in a game in program history...As a team, Toledo rushed for a season-high 384 yards, the most in a game since Nov. 15, 2017 at Bowling Green (389 yards). UT also had two 100-yard rushers for the first time since that game. In addition to Koback, Art Thompkins rushed for a career-high 122 yards on Thursday...For the second time this season, Toledo had multiple players rush for at least two touchdowns (Koback and Thompkins). Koback and Shakif Seymour each had two TDs against VMI in the season opener...Diontae Johnson's 83-yard punt return for a touchdown in the second quarter was his second return TD of the season and the fourth of his career...Tyler Taafe returned an interception for a touchdown in the third quarter, the first interception of his career. It was also the first interception return for a TD by a Rocket since Rolan Milligan on Sept. 26, 2015 against Arkansas State...The 56 points scored by Toledo are the most scored by a team in the history of this series...UT averaged a season-high 7.8 yards per rush on the ground against the Golden Flashes.

SCORING

	1	2	3	4	F
Toledo	14	14	21	7	- 56
Kent State	7	10	10	7	- 34

1st Quarter

13:36 KENT - BARRETT, WOODY 7 yd run (TRICKETT, M. kick), 4-52 1:24
10:08 TOLEDO - THOMPkins, Art 31 yd run (VEST, Jameson kick), 8-62 3:23
04:39 TOLEDO - GILLIAM, Reggie 3 yd pass from PETERS, Eli (VEST, Jameson kick), 9-85 4:12

2nd Quarter

13:03 TOLEDO - KOBACK, Bryant 44 yd run (VEST, Jameson kick), 8-83 4:02
11:09 KENT - TRICKETT, M. 27 yd field goal, 7-32 1:43
07:30 KENT - MCKOY, ISIAH 19 yd pass from BARRETT, WOODY (TRICKETT, M. kick), 8-90 2:07
03:01 TOLEDO - JOHNSON, Diontae 83 yd punt return (VEST, Jameson kick)

3rd Quarter

12:28 TOLEDO - KOBACK, Bryant 15 yd run (VEST, Jameson kick), 6-70 2:29
12:13 TOLEDO - TAAFE, Tyler 31 yd interception return (VEST, Jameson kick)
10:06 TOLEDO - JOHNSON, Jon'Vea 55 yd pass from PETERS, Eli (VEST, Jameson kick), 1-55 0:09
09:12 KENT - SHAW, JO-EL 76 yd run (TRICKETT, M. kick), 3-81 0:49
03:44 KENT - TRICKETT, M. 38 yd field goal, 11-45 4:06

4th Quarter

14:56 TOLEDO - THOMPkins, Art 1 yd run (VEST, Jameson kick), 7-59 3:46
06:03 KENT - CARRIGAN, MIKE 2 yd pass from CRUM, Dustin (TRICKETT, M. kick), 12-84 5:16

Attendance: 5,387

TEAM STATISTICS

	TOLEDO	KENT STATE
FIRST DOWNS	21	23
RUSHES-YARDS (NET)	49-384	35-183
PASSING YDS (NET)	133	314
Passes Att-Comp-Int	18-12-0	41-24-1
TOTAL OFFENSE PLAYS-YARDS	67-517	76-497
Fumble Returns-Yards	0-0	0-0
Punt Returns-Yards	5-103	0-0
Kickoff Returns-Yards	7-63	7-188
Interception Returns-Yards	1-31	0-0
Punts (Number-Avg)	4-31.8	6-39.3
Fumbles-Lost	3-0	1-0
Penalties-Yards	12-140	8-69
Possession Time	32:24	27:36
Third-Down Conversions	8 of 15	6 of 17
Fourth-Down Conversions	0 of 2	0 of 1
Red-Zone Scores-Chances	3-4	5-5
Sacks By: Number-Yards	3-18	0-0

RUSHING: TOLEDO-KOBACK, Bryant 17-192; THOMPkins, Art 14-122; SEYMOUR, Shakif 8-32; McCRIMMON, Nevone 6-29; PETERS, Eli 1-5; JONES, Ronnie 2-5; BRADLEY, Carter 1-minus 1. **Kent State**-SHAW, JO-EL 16-116; BARRETT, WOODY 10-36; CRUM, Dustin 4-17; RANKIN, JUSTIN 3-9; HARRELL, TREY 1-4; DULKA, ADAM 1-1.

PASSING: TOLEDO-PETERS, Eli 11-14-0-131; BRADLEY, Carter 1-4-0-2. **Kent State**-BARRETT, WOODY 17-33-1-198; CRUM, Dustin 7-8-0-116.

RECEIVING: TOLEDO-PHILLIPS, Desmond 3-17; THOMPSON, Cody 2-31; JOHNSON, Diontae 2-16; SEYMOUR, Shakif 2-0; JOHNSON, Jon'Vea 1-55; THOMPkins, Art 1-11; GILLIAM, Reggie 1-3. **Kent State**-CARRIGAN, MIKE 7-110; DIXON, ANTWAN 5-60; PRICE, KAVIOUS 4-20; MCKOY, ISIAH 3-29; MCFADDEN, L. 2-81; HARRELL, TREY 1-10; SHAW, JO-EL 1-2; JAMES, RAEKWON 1-2.



GAME 12 - TOLEDO 51, CENTRAL MICHIGAN 13

Toledo, Ohio – Redshirt freshman Bryant Koback rushed for 124 yards and two touchdowns but it was Toledo's defense that dominated the day in UT's 51-13 victory over Central Michigan on Senior Day at the Glass Bowl on Friday.

The Rockets held the Chippewas to just 181 yards of total offense. Their bid for their first shutout in 18 years was spoiled when CMU scored on a 53-yard fumble recovery late in the game. Central then punched in a final score with 43 seconds left in the game.

Toledo finishes the regular season with a 7-5 record (5-3 MAC). The Rockets, who clinched their ninth consecutive winning season, will now wait to see what their possible bowl destination will be. Most bowl berths will be announced on Dec. 2, though some announcements could come as early as this weekend.

Toledo dominated the action from beginning to end, outgaining the Chippewas, 473-181, in total offense. The Rocket D held CMU to 48 yards rushing in 32 attempts, and just 62 total yards in the first half. Toledo had six sacks, 13 tackles for loss and scored on an interception by senior linebacker Tyler Taafe. Taafe led Toledo with nine tackles to go along with his interception, while senior Richard Olekanma added eight tackles and two tackles for loss. Senior defensive end Tuzar Skipper had two sacks among his five tackles, and senior cornerback Ka'dar Hollman had a career-high four pass breakups.

Koback gained 121 of his 124 rushing yards in the first half as Toledo cruised to a 24-0 lead at the break. Junior Art Thompson added 51 yards and one score. Sophomore quarterback Eli Peters completed 14-of-30 passes for 180 yards and one touchdown.

First Quarter

Toledo scored on its second possession, a nine-play, 72-yard drive that was capped by a one-yard run by Thompsons. The big play on the drive was a 24-yard completion from Peters to Jon'Vea Johnson to the CMU two-yard line. Cody Thompson set up Toledo's next score with a 32-yard punt return to the CMU 37-yard line. Four plays later, Koback punched it in from one yard out to make the score 14-0 with 6:01 left in the quarter.

Second Quarter

Jameson Vest made it 17-0 Toledo with a 33-yard field goal on the first play of the second quarter. Later in the quarter, Koback struck again, this time from seven yards out to increase the lead to 24-0 with 7:37 to play in the half.

Third Quarter

Toledo scored on the first play from scrimmage when Taafe picked off a deflected pass and rambled 21 yards for the score. It was Taafe's second pick six in as many weeks after going his entire career (49 games) without an interception. The lead increased to 37-0 on a 44-yard bomb from Peters to Jon'Vea Johnson late in the quarter.

Fourth Quarter

Sophomore Shakif Seymour continued Toledo's scoring barrage with a 12-yard rushing touchdown early in the fourth quarter. CMU then spoiled UT's shutout bid when defensive lineman Mike Danna picked up a fumble by freshman quarterback Cross Wilkinson and rumbled 53 yards for the score. Toledo answered on the very next play from scrimmage with a 45-yard TD run by sophomore Nevon McCrimmon to make the score 51-6. Central finished the scoring with a 12-yard TD pass from George Pearson to Jack Combs with 43 seconds left. On Toledo's final offense snap, head coach Jason Candle put 11 seniors on the field to handle the victory formation. Senior Jalen Reese took a knee to end the game.

ROCKET ROUNDUP:

UT honored its 13 graduating seniors prior to the game. With the win over CMU, the senior class improved its career record to 37-14...The win guarantees Toledo will finish 2018 with a winning record, its ninth consecutive winning season... Toledo cracked 50 points for the sixth time this season...With the win, Toledo improves to 26-18-3 all-time against Central Michigan and extends its winning streak in the series to nine games. The 51 points are the most points either team has ever scored in this series...The defense allowed just 181 total yards on Friday, the fewest in a game since Aug. 31, 2017 against Elon when the Rockets allowed 175 yards...The 181 yards allowed by the Toledo defense were the fewest allowed to a MAC opponent in the last 13 seasons, and the second time it has allowed less than 200 yards to a MAC foe...On the first play of the second half, Tyler Taafe intercepted a pass and returned it 27 yards for a touchdown, his second straight game with an interception return for a touchdown. He started his career with 49 straight contests without an interception...Cody Thompson caught two passes, bringing his career total to 176. He passed Mel Long (1997-2000) and moved into 10th on Toledo's all-time career receptions list...Jon'Vea Johnson's 44-yard touchdown reception was the 22nd of his career, moving him into a tie for seventh place all-time at UT in career TD receptions (Michael Roberts, 2013-16)...UT's six sacks were the most in a game since Sept. 26, 2015 against Arkansas State. Toledo recorded 13 tackles for loss, tying its season high (vs. Buffalo, Oct 20)...Desmond Phillips set new career highs in receptions (seven) and receiving yards (52)...The Rockets allowed 16 first downs to the Chippewas, the fewest first downs allowed to a MAC opponent since Nov. 24, 2017 against Western Michigan...Bryant Koback rushed for 124 yards, his second straight 100-yard rushing game...Ka'dar Hollman tallied a career-high four pass breakups.

SCORING

	1	2	3	4	F
Central Michigan	0	0	0	13	- 13
Toledo	14	10	13	14	- 51

1st Quarter

8:25 TOLEDO - THOMPSONS, Art 1 yd run (VEST, Jameson kick), 9-72 3:01
6:01 TOLEDO - KOBACK, Bryant 1 yd run (VEST, Jameson kick), 4-37 1:24

2nd Quarter

14:57 TOLEDO - VEST, Jameson 33 yd field goal, 5-20 1:39
7:37 TOLEDO - KOBACK, Bryant 8 yd run (VEST, Jameson kick), 6-44 2:35

3rd Quarter

14:54 TOLEDO - TAAFE, Tyler 21 yd interception return (VEST, Jameson kick)
3:19 TOLEDO - JOHNSON, Jon'Vea 44 yd pass from PETERS, Eli (VEST, Jameson kick failed), 3-49 0:52

4th Quarter

11:46 TOLEDO - SEYMOUR, Shakif 12 yd run (VEST, Jameson kick), 9-60 3:51
3:58 CMU - DANNA, Mike 53 yd fumble recovery (TICE, Ryan rush failed)
3:49 TOLEDO - MCCRIMMON, Nevone 45 yd run (VEST, Jameson kick), 1-45 0:08
0:43 CMU - COMBS, Jack 12 yd pass from PEARSON, George (ARMSTRONG, Michael kick), 9-73 2:56

Attendance: 5,887

TEAM STATISTICS

	CMU	TOLEDO
FIRST DOWNS	16	28
RUSHES-YARDS (NET)	32-48	49-293
PASSING YDS (NET)	133	180
Passes Att-Comp-Int	43-18-1	31-14-1
TOTAL OFFENSE PLAYS-YARDS	75-181	80-473
Fumble Returns-Yards	1-53	0-0
Punt Returns-Yards	2-14	8-104
Kickoff Returns-Yards	3-64	1-13
Interception Returns-Yards	1-11	1-21
Punts (Number-Avg)	15-36.3	6-39.3
Fumbles-Lost	0-0	3-3
Penalties-Yards	16-132	7-70
Possession Time	28:31	31:29
Third-Down Conversions	2 of 17	5 of 12
Fourth-Down Conversions	0 of 0	0 of 0
Red-Zone Scores-Chances	1-1	5-6
Sacks By: Number-Yards	0-0	6-43

RUSHING: Central Michigan-ROSS, Romello 7-27; GWILLY, Kumehnnu 10-25; BUNTING, Sean 2-16; SIDDIQ, Amir 3-6; SPALDING, Devon 1-4; LEWIS, Kobe 1-2; HERGOTT, Austin 3-minus 11; PEARSON, George 5-minus 21. **TOLEDO**-KOBACK, Bryant 22-124; SEYMOUR, Shakif 10-66; THOMPSONS, Art 10-51; MCCRIMMON, Nevone 1-45; JONES, Ronnie 2-16; BRADLEY, Carter 1-3; PETERS, Eli 1-0; TEAM 1-minus 5; WILKINSON, C. 1-minus 7.

PASSING: Central Michigan-PEARSON, George 12-24-1-94; HERGOTT, Austin 6-19-0-39. **TOLEDO**-PETERS, Eli 14-30-1-180; BRADLEY, Carter 0-1-0-0.

RECEIVING: Central Michigan-SPALDING, Devon 6-48; COMBS, Jack 3-27; SULLIVAN, JaCorey 3-5; POLJAN, Tony 2-15; HICKS, Julian 1-22; RAIMANN, Bernhard 1-8; SCOTT, Tyrone 1-5; GWILLY, Kumehnnu 1-3. **TOLEDO**-PHILLIPS, Desmond 7-52; JOHNSON, Jon'Vea 3-87; THOMPSON, Cody 2-26; JOHNSON, Diontae 1-12; THOMPSONS, Art 1-3.



2018 TOLEDO STATISTICS

2018 Toledo Football TOLEDO Overall Team Statistics (as of Nov 23, 2018) All games

Team Statistics	TOLEDO	OPP
SCORING	493	362
Points Per Game	41.1	30.2
Points Off Turnovers	83	41
FIRST DOWNS	278	261
Rushing	124	106
Passing	122	127
Penalty	32	28
RUSHING YARDAGE	2683	2068
Yards gained rushing	2968	2433
Yards lost rushing	285	365
Rushing Attempts	505	453
Average Per Rush	5.3	4.6
Average Per Game	223.6	172.3
TDs Rushing	29	27
PASSING YARDAGE	2699	3093
Comp-Att-Int	198-357-11	265-440-12
Average Per Pass	7.6	7.0
Average Per Catch	13.6	11.7
Average Per Game	224.9	257.8
TDs Passing	29	19
TOTAL OFFENSE	5382	5161
Total Plays	862	893
Average Per Play	6.2	5.8
Average Per Game	448.5	430.1
KICK RETURNS: #-Yards	37-733	32-660
PUNT RETURNS: #-Yards	35-453	10-121
INT RETURNS: #-Yards	12-115	11-62
KICK RETURN AVERAGE	19.8	20.6
PUNT RETURN AVERAGE	12.9	12.1
INT RETURN AVERAGE	9.6	5.6
FUMBLES-LOST	16-6	16-8
PENALTIES-Yards	94-876	93-872
Average Per Game	73.0	72.7
PUNTS-Yards	57-2270	75-2712
Average Per Punt	39.8	36.2
Net punt average	37.0	29.3
KICKOFFS-Yards	88-5399	62-3507
Average Per Kick	61.4	56.6
Net kick average	40.2	35.5
TIME OF POSSESSION/Game	29:39	30:21
3RD-DOWN Conversions	63/165	58/180
3rd-Down Pct	38%	32%
4TH-DOWN Conversions	7/18	9/21
4th-Down Pct	39%	43%
SACKS BY-Yards	34-212	28-162
MISC YARDS	0	1
TOUCHDOWNS SCORED	65	49
FIELD GOALS-ATTEMPTS	14-19	7-13
ON-SIDE KICKS	0-2	0-5
RED-ZONE SCORES	(44-56) 79%	(31-36) 86%
RED-ZONE TOUCHDOWNS	(36-56) 64%	(26-36) 72%
PAT-ATTEMPTS	(61-63) 97%	(45-45) 100%
ATTENDANCE	149462	74062
Games/Avg Per Game	7/21352	5/14812
Neutral Site Games		0/0

Score by Quarters	1st	2nd	3rd	4th	OT	Total
TOLEDO	135	118	117	123	0	493
Opponents	70	120	97	75	0	362



2018 TOLEDO STATISTICS

Rushing	gp	att	gain	loss	net	avg	td	lg	avg/g
KOBACK, Bryant	12	139	903	28	875	6.3	13	70	72.9
THOMPSON, Art	12	98	587	24	563	5.7	6	43	46.9
SEYMOUR, Shakif	12	113	539	13	526	4.7	5	19	43.8
GUADAGNI, Mitchell	7	77	531	103	428	5.6	3	36	61.1
JONES, Ronnie	12	29	160	16	144	5.0	0	24	12.0
McCRIMMON, Nevone	5	14	123	7	116	8.3	2	45	23.2
SIMS, Nicholas	1	6	21	1	20	3.3	0	7	20.0
JOHNSON, Diontae	12	2	17	0	17	8.5	0	11	1.4
FLINT, Bailey	12	1	13	0	13	13.0	0	13	1.1
REESE, Jalen	12	1	5	0	5	5.0	0	5	0.4
PETERS, Eli	11	18	66	65	1	0.1	0	32	0.1
WILKINSON, C.	1	1	0	7	-7	-7.0	0	0	-7.0
TEAM	7	2	0	8	-8	-4.0	0	0	-1.1
BRADLEY, Carter	3	4	3	13	-10	-2.5	0	3	-3.3
Total	12	505	2968	285	2683	5.3	29	70	223.6
Opponents	12	453	2433	365	2068	4.6	27	76	172.3

Passing	gp	effic	comp-att-int	pct	yds	td	lg	avg/g
PETERS, Eli	11	128.47	124-227-7	54.6	1573	15	80	143.0
GUADAGNI, Mitchell	7	161.96	69-120-3	57.5	1053	13	57	150.4
BRADLEY, Carter	3	106.70	4-8-0	50.0	54	0	38	18.0
PHILLIPS, Desmond	12	194.80	1-2-1	50.0	19	1	19	1.6
Total	12	139.61	198-357-11	55.5	2699	29	80	224.9
Opponents	12	128.07	265-440-12	60.2	3093	19	62	257.8

Receiving	gp	no.	yds	avg	td	lg	avg/g
JOHNSON, Diontae	12	43	663	15.4	7	80	55.2
THOMPSON, Cody	12	43	592	13.8	10	38	49.3
JOHNSON, Jon'Vea	12	29	611	21.1	7	57	50.9
PHILLIPS, Desmond	12	26	205	7.9	0	38	17.1
THOMPSON, Art	12	15	139	9.3	0	31	11.6
SEYMOUR, Shakif	12	12	104	8.7	1	24	8.7
ROSI, Drew	11	9	114	12.7	0	20	10.4
BLACKMAN, Rhett	4	5	71	14.2	0	38	17.8
MITCHELL, Bryce	12	4	70	17.5	1	41	5.8
GILLIAM, Reggie	12	4	58	14.5	3	34	4.8
TURNER, Jamal	9	2	24	12.0	0	13	2.7
SIMS, Nicholas	1	2	14	7.0	0	10	14.0
KOBACK, Bryant	12	2	12	6.0	0	8	1.0
DAVIS, Andrew	5	1	18	18.0	0	18	3.6
McKINLEY-LEWIS, D.	3	1	4	4.0	0	4	1.3
Total	12	198	2699	13.6	29	80	224.9
Opponents	12	265	3093	11.7	19	62	257.8

Punt Returns	no.	yds	avg	td	lg
JOHNSON, Diontae	12	220	18.3	1	83
THOMPSON, Cody	10	99	9.9	1	32
McKINLEY-LEWIS, D.	7	93	13.3	0	39
MITCHELL, Bryce	2	7	3.5	0	6
PHILLIPS, Desmond	2	15	7.5	0	0
GILLIAM, Reggie	1	19	19.0	1	9
WOMACK, Samuel	1	0	0.0	0	0
Total	35	453	12.9	3	83
Opponents	10	121	12.1	1	27

Interceptions	no.	yds	avg	td	lg
HINES, Jamal	2	4	2.0	0	4
TAAFE, Tyler	2	52	26.0	2	31
FORD, Zachary	2	13	6.5	0	13
ROBINSON, Kahlil	1	23	23.0	0	23
BERNARD, Desmond	1	18	18.0	0	18
OLEKANMA, Richard	1	3	3.0	0	3
CLARK, Justin	1	0	0.0	0	0
ANDERSON, Tycen	1	0	0.0	0	0
HOLLMAN, Kadar	1	2	2.0	0	2
Total	12	115	9.6	2	31
Opponents	11	62	5.6	1	38

Kick Returns	no.	yds	avg	td	lg
JOHNSON, Diontae	16	412	25.8	1	98
JONES, Ronnie	8	160	20.0	0	31
ROSI, Drew	5	63	12.6	0	28
MAYNARD, Lucas	3	32	10.7	0	15
KOBACK, Bryant	1	28	28.0	0	28
TURNER, Jamal	1	7	7.0	0	0
KOVACS, Nick	1	0	0.0	0	0
FORD, Zachary	1	13	13.0	0	13
PHILLIPS, Desmond	1	18	18.0	0	18
Total	37	733	19.8	1	98
Opponents	32	660	20.6	0	43

Fumble Returns	no.	yds	avg	td	lg
HOLLMAN, Kadar	1	1	1.0	0	1
SKIPPER, Tuzar	0	0	0.0	1	0
Total	1	1	1.0	1	1
Opponents	1	53	53.0	1	53



2018 TOLEDO STATISTICS

Scoring	td	fg	PAT				dxp	saf	pts
			kick	rush	rcv	pass			
VEST, Jameson	-	14-19	61-63	-	-	-	-	-	103
KOBACK, Bryant	13	-	-	-	-	-	-	-	78
THOMPSON, Cody	11	-	-	-	-	-	-	-	66
JOHNSON, Diontae	9	-	-	-	-	-	-	-	54
JOHNSON, Jon'Vea	7	-	-	-	-	-	-	-	42
THOMPSON, Art	6	-	-	-	-	-	-	-	36
SEYMOUR, Shakif	6	-	-	-	-	-	-	-	36
GILLIAM, Reggie	4	-	-	-	-	-	-	-	24
GUADAGNI, Mitchell	3	-	-	-	-	0-1	-	-	18
TAAFE, Tyler	2	-	-	-	-	-	-	-	12
McCRIMMON, Nevone	2	-	-	-	-	-	-	-	12
MITCHELL, Bryce	1	-	-	-	-	-	-	-	6
SKIPPER, Tuzar	1	-	-	-	-	-	-	-	6
PETERS, Eli	-	-	-	-	-	0-1	-	-	0
Total	65	14-19	61-63	-	-	0-2	-	-	493
Opponents	49	7-13	45-45	0-1	1	1-3	-	-	362

Total Offense	g	plays	rush	pass	total	avg/g
PETERS, Eli	11	245	1	1573	1574	143.1
GUADAGNI, Mitchell	7	197	428	1053	1481	211.6
KOBACK, Bryant	12	139	875	0	875	72.9
THOMPSON, Art	12	98	563	0	563	46.9
SEYMOUR, Shakif	12	113	526	0	526	43.8
JONES, Ronnie	12	29	144	0	144	12.0
McCRIMMON, Nevone	5	14	116	0	116	23.2
BRADLEY, Carter	3	12	-10	54	44	14.7
SIMS, Nicholas	1	6	20	0	20	20.0
PHILLIPS, Desmond	12	2	0	19	19	1.6
JOHNSON, Diontae	12	2	17	0	17	1.4
FLINT, Bailey	12	1	13	0	13	1.1
REESE, Jalen	12	1	5	0	5	0.4
WILKINSON, C.	1	1	-7	0	-7	-7.0
TEAM	7	2	-8	0	-8	-1.1
Total	12	862	2683	2699	5382	448.5
Opponents	12	893	2068	3093	5161	430.1

Field Goals	fg	pct.	01-19	20-29	30-39	40-49	50-99	lg	blk
VEST, Jameson	14-19	73.7	0-0	5-5	5-9	4-5	0-0	47	0
FG Sequence	TOLEDO				Opponents				
VMI	(29)				(28)				

Punting	no.	yds	avg	lg	tb	fc	i20	50+	blk
FLINT, Bailey	56	2270	40.5	58	2	25	22	7	1
TEAM	1	0	0.0	0	0	0	0	0	0
Total	57	2270	39.8	58	2	25	22	7	1
Opponents	75	2712	36.2	65	3	16	15	5	6

All Purpose	g	rush	rcv	pr	kr	ir	total	avg/g
JOHNSON, Dion	12	17	663	220	412	0	1312	109.3
KOBACK, Bryan	12	875	12	0	28	0	915	76.2
THOMPSON, Ar	12	563	139	0	0	0	702	58.5
THOMPSON, C	12	0	592	99	0	0	691	57.6
SEYMOUR, Sha	12	526	104	0	0	0	630	52.5
JOHNSON, Jon'	12	0	611	0	0	0	611	50.9
GUADAGNI, Mit	7	428	0	0	0	0	428	61.1
JONES, Ronnie	12	144	0	0	160	0	304	25.3
PHILLIPS, Desm	12	0	205	15	18	0	238	19.8



2018 TOLEDO STATISTICS

#	Defensive Leaders	gp	Tackles				Sacks no-yds	Pass defense			Fumbles		blkd	
			ua	a	tot	tfl/yds		int-yds	brup	qbh	rcv-yds	ff	kick	saf
42	OLEKANMA, Richard	12	32	46	78	8.5-35	2.5-22	1-3	.	.	1-0	.	.	.
27	ROBINSON, Kahlil	12	39	28	67	.	.	1-23	1
2	FISHER, Jordan	12	26	32	58	4.0-12	.	.	2	1	.	3	.	.
8	TEACHEY, Josh	12	30	24	54	4.0-19	1.0-7	.	11
99	SKIPPER, Tuzar	12	26	26	52	10.5-58	8.5-57	.	.	4	2-0	1	.	.
17	TAAFE, Tyler	12	17	34	51	2.5-10	0.5-2	2-52	.	1
91	HINES, Jamal	11	25	20	45	8.5-21	3.0-9	2-4	1	1	1-0	.	.	.
97	HOWARD, Reggie	12	21	24	45	15.0-48	4.0-22	.	.	4	.	2	.	.
2D	BLUE, DeDarallo	12	25	15	40	4.5-20	1.0-12	.	2	3	.	1	.	.
15	ANDERSON, Tycen	12	28	12	40	.	.	1-0	4
13	HOLLMAN, Kadar	12	29	8	37	.	.	1-2	12	.	1-1	1	.	.
20	HOLT, Saeed	12	22	12	34	2.0-14	1.0-10	.	1
24	CLARK, Justin	11	18	14	32	1.0-3	.	1-0	4	.	1-0	.	.	.
38	FORD, Zachary	12	17	12	29	2.0-7	.	2-13	3
93	CHILDRESS, Nate	12	5	20	25	1.0-8	1.0-8	.	4	2	.	.	1	.
95	ROSS, Willie	10	9	13	22	3.5-11	2.5-9	.	1	2	1-0	.	.	.
55	MAYNARD, Lucas	12	9	11	20	3.5-14	3.0-13	1	.	.
85	JOHNSON, Desjuan	10	7	10	17	3.0-7	1.0-5	.	.	1
98	CHAMBERS, Tyrone	11	3	11	14
87	TAYLOR, Terrance	12	7	7	14	5.5-35	2.5-21	.	1	2	.	1	.	.
53	DUNN, Devonte'	12	7	7	14	1.5-6	0.5-5	.	.	1	1-0	.	.	.
19	WOMACK, Samuel	12	8	4	12	1.5-6	.	.	1
31	BOLDEN, Daniel	12	5	7	12	0.5-0	.	.	.	1
1K	KING, DeAmonte	12	8	1	9	.	.	.	1
45	JOHNSON, Dyontae	12	1	7	8	1
26	SUTHERLAND, Calib	4	4	2	6
28	WILLIAMS, Victor	7	4	2	6	1	.	.
96	HOOD, David	6	2	2	4	1.0-1
9	CRAFT, Evander	7	2	2	4
43	DAVIS, Erik	11	3	1	4
35	CRIDER, AJ	9	2	2	4
3B	BAUER, Nate	3	3	1	4
90	DAVIS, Lamarr	10	2	2	4	1.0-1
48	GIVHAN, Nate	8	3	.	3	2.0-10	2.0-10	1	.	.
25	THOMPSON, Cody	12	2	1	3	1	.
5	JONES, Ronnie	12	3	.	3
86	JOHNSON, Melvin	6	1	1	2
51	GREEN, Chris	3	1	1	2
7	JOHNSON, Jon'Vea	12	2	.	2
36	BERNARD, Desmond	5	2	.	2	.	.	1-18
46	BOCZAR, Andrew	12	.	2	2
94	MATHEWS, Edrick	3	.	1	1
23	SIMS, Nicholas	1	.	1	1
32	ROBERTS, Keelen	4	1	.	1
21	SEYMOUR, Shakif	12	1	.	1
29	CARTER, Dakari	2	1	.	1
54	DOUGLAS, Jahneil	5	.	1	1	0.5-0
3R	ROGERS, Devan	1	.	1	1
33	THOMPSON, Art	12	1	.	1
89	ROSI, Drew	11	1	.	1
12	PETERS, Eli	11	1	.	1
37	VEST, Jameson	12	1	.	1
92	HUDSON, Jake	1	1
14	GILLIAM, Reggie	12	4	.
10	PHILLIPS, Desmond	12	1	.
Total		12	467	428	895	87-346	34-212	12-115	49	25	8-1	12	7	.
Opponents		12	444	437	881	75-273	28-162	11-62	34	17	6-53	8	1	.



TOLEDO CAREER STATISTICS

SEASON

CAREER

Rushing	gp	att	gain	loss	net	avg	td	lg	avg/g	gp	att	gain	loss	net	avg	td	lg	avg/g
KOBACK, Bryant	12	139	903	28	875	6.3	13	70	72.9	12	139	903	28	875	6.3	13	70	72.9
THOMPSON, Art	12	98	587	24	563	5.7	6	43	46.9	38	231	1462	35	1427	6.2	11	88	37.6
SEYMOUR, Shakif	12	113	539	13	526	4.7	5	19	43.8	26	229	1257	29	1228	5.4	17	63	47.2
GUADAGNI, Mitchell	7	77	531	103	428	5.6	3	36	61.1	16	85	609	105	504	5.9	3	36	31.5
JONES, Ronnie	12	29	160	16	144	5.0	0	24	12.0	38	29	160	16	144	5.0	0	24	3.8
McCRIMMON, Nevone	5	14	123	7	116	8.3	2	45	23.2	10	23	208	12	196	8.5	2	73	19.6
SIMS, Nicholas	1	6	21	1	20	3.3	0	7	20.0	1	6	21	1	20	3.3	0	7	20.0
JOHNSON, Dontae	12	2	17	0	17	8.5	0	11	1.4	37	4	26	0	26	6.5	0	11	0.7
FLINT, Bailey	12	1	13	0	13	13.0	0	13	1.1	26	1	13	0	13	13.0	0	13	0.5
REESE, Jalen	12	1	5	0	5	5.0	0	5	0.4	12	1	5	0	5	5.0	0	5	0.4
PETERS, Eli	11	18	66	65	1	0.1	0	32	0.1	11	18	66	65	1	0.1	0	32	0.1
WILKINSON, C.	1	1	0	7	-7	-7.0	0	0	-7.0	1	1	0	7	-7	-7.0	0	0	-7.0
TEAM	7	2	0	8	-8	-4.0	0	0	-1.1									
BRADLEY, Carter	3	4	3	13	-10	-2.5	0	3	-3.3	3	4	3	13	-10	-2.5	0	3	-3.3
Total	12	505	2968	285	2683	5.3	29	70	223.6									
Opponents	12	453	2433	365	2068	4.6	27	76	172.3									

Passing	gp	effic	comp-att-int	pct	yds	td	lg	avg/g	gp	effic	comp-att-int	pct	yds	td	lg	avg/g
PETERS, Eli	11	128.47	124-227-7	54.6	1573	15	80	143.0	11	128.47	124-227-7	54.6	1573	15	80	143.0
GUADAGNI, Mitchell	7	161.96	69-120-3	57.5	1053	13	57	150.4	16	154.52	70-126-4	55.6	1069	13	57	66.8
BRADLEY, Carter	3	106.70	4-8-0	50.0	54	0	38	18.0	3	106.70	4-8-0	50.0	54	0	38	18.0
PHILLIPS, Desmond	12	194.80	1-2-1	50.0	19	1	19	1.6	34	194.80	1-2-1	50.0	19	1	19	0.6
Total	12	139.61	198-357-11	55.5	2699	29	80	224.9								
Opponents	12	128.07	265-440-12	60.2	3093	19	62	257.8								

Receiving	gp	no.	yds	avg	td	lg	avg/g	gp	no.	yds	avg	td	lg	avg/g
JOHNSON, Dontae	12	43	663	15.4	7	80	55.2	37	131	2178	16.6	23	89	58.9
THOMPSON, Cody	12	43	592	13.8	10	38	49.3	55	176	3257	18.5	30	88	59.2
JOHNSON, Jon'Vea	12	29	611	21.1	7	57	50.9	52	120	2175	18.1	22	98	41.8
PHILLIPS, Desmond	12	26	205	7.9	0	38	17.1	34	40	333	8.3	2	40	9.8
THOMPSON, Art	12	15	139	9.3	0	31	11.6	38	34	291	8.6	0	31	7.7
SEYMOUR, Shakif	12	12	104	8.7	1	24	8.7	26	22	208	9.5	2	24	8.0
ROSI, Drew	11	9	114	12.7	0	20	10.4	21	15	204	13.6	0	24	9.7
BLACKMAN, Rhett	4	5	71	14.2	0	38	17.8	11	6	78	13.0	0	38	7.1
MITCHELL, Bryce	12	4	70	17.5	1	41	5.8	26	7	111	15.9	1	41	4.3
GILLIAM, Reggie	12	4	58	14.5	3	34	4.8	27	7	88	12.6	3	34	3.3
TURNER, Jamal	9	2	24	12.0	0	13	2.7	9	2	24	12.0	0	13	2.7
SIMS, Nicholas	1	2	14	7.0	0	10	14.0	1	2	14	7.0	0	10	14.0
KOBACK, Bryant	12	2	12	6.0	0	8	1.0	12	2	12	6.0	0	8	1.0
DAVIS, Andrew	5	1	18	18.0	0	18	3.6	11	3	48	16.0	0	25	4.4
McKINLEY-LEWIS, D.	3	1	4	4.0	0	4	1.3	27	31	393	12.7	3	60	14.6
Total	12	198	2699	13.6	29	80	224.9							
Opponents	12	265	3093	11.7	19	62	257.8							

Total Offense	g	plays	rush	pass	total	avg/g	g	plays	rush	pass	total	avg/g
PETERS, Eli	11	245	1	1573	1574	143.1	11	245	1	1573	1574	143.1
GUADAGNI, Mitchell	7	197	428	1053	1481	211.6	16	211	504	1069	1573	98.3
KOBACK, Bryant	12	139	875	0	875	72.9	12	139	875	0	875	72.9
THOMPSON, Art	12	98	563	0	563	46.9	38	231	1427	0	1427	37.6
SEYMOUR, Shakif	12	113	526	0	526	43.8	26	229	1228	0	1228	47.2
JONES, Ronnie	12	29	144	0	144	12.0	38	29	144	0	144	3.8
McCRIMMON, Nevone	5	14	116	0	116	23.2	10	23	196	0	196	19.6
BRADLEY, Carter	3	12	-10	54	44	14.7	3	12	-10	54	44	14.7
SIMS, Nicholas	1	6	20	0	20	20.0	1	6	20	0	20	20.0
PHILLIPS, Desmond	12	2	0	19	19	1.6	34	5	-5	19	14	0.4
JOHNSON, Dontae	12	2	17	0	17	1.4	37	4	26	0	26	0.7
FLINT, Bailey	12	1	13	0	13	1.1	26	1	13	0	13	0.5
REESE, Jalen	12	1	5	0	5	0.4	12	1	5	0	5	0.4
WILKINSON, C.	1	1	-7	0	-7	-7.0	1	1	-7	0	-7	-7.0
TEAM	7	2	-8	0	-8	-1.1						
Total	12	862	2683	2699	5382	448.5						
Opponents	12	893	2068	3093	5161	430.1						



TOLEDO CAREER STATISTICS

SEASON

CAREER

Scoring			PAT									PAT						
	td	fg	kick	rush	rcv	pass	dxp	saf	pts	td	fg	kick	rush	rcv	pass	dxp	saf	pts
VEST, Jameson	-	14-19	61-63	-	-	-	-	-	103	-	71-95	227-233	-	-	-	-	-	440
KOBACK, Bryant	13	-	-	-	-	-	-	-	78	13	-	-	-	-	-	-	-	78
THOMPSON, Cody	11	-	-	-	-	-	-	-	66	31	-	-	-	-	0-1	-	-	186
JOHNSON, Diontae	9	-	-	-	-	-	-	-	54	27	-	-	-	1	-	-	-	164
JOHNSON, Jon'Vea	7	-	-	-	-	-	-	-	42	22	-	-	-	-	-	-	-	132
THOMPSON, Art	6	-	-	-	-	-	-	-	36	11	-	-	-	-	-	-	-	66
SEYMOUR, Shakif	6	-	-	-	-	-	-	-	36	19	-	-	-	-	-	-	-	114
GILLIAM, Reggie	4	-	-	-	-	-	-	-	24	5	-	-	-	-	-	-	-	30
GUADAGNI, Mitchell	3	-	-	-	-	0-1	-	-	18	3	-	-	-	-	0-1	-	-	18
TAAFE, Tyler	2	-	-	-	-	-	-	-	12	2	-	-	-	-	-	-	-	12
McCRIMMON, Nevone	2	-	-	-	-	-	-	-	12	2	-	-	-	-	-	-	-	12
MITCHELL, Bryce	1	-	-	-	-	-	-	-	6	1	-	-	-	-	-	-	-	6
SKIPPER, Tuzar	1	-	-	-	-	-	-	-	6	1	-	-	-	-	-	-	-	6
PETERS, Eli	-	-	-	-	-	0-1	-	-	0	-	-	-	-	-	0-1	-	-	0
Total	65	14-19	61-63	-	-	0-2	-	-	493									
Opponents	49	7-13	45-45	0-1	1	1-3	-	-	362									

Punt Returns	no.	yds	avg	td	lg	no.	yds	avg	td	lg
JOHNSON, Diontae	12	220	18.3	1	83	16	322	20.1	2	87
THOMPSON, Cody	10	99	9.9	1	32	13	145	11.2	1	32
McKINLEY-LEWIS, D.	7	93	13.3	0	39	29	267	9.2	0	48
PHILLIPS, Desmond	2	15	7.5	0	0	4	22	5.5	0	6
MITCHELL, Bryce	2	7	3.5	0	6	2	7	3.5	0	6
GILLIAM, Reggie	1	19	19.0	1	9	2	37	18.5	1	9
WOMACK, Samuel	1	0	0.0	0	0	1	0	0.0	0	0
Total	35	453	12.9	3	83					
Opponents	10	121	12.1	1	27					

Kick Returns	no.	yds	avg	td	lg	no.	yds	avg	td	lg
JOHNSON, Diontae	16	412	25.8	1	98	79	1849	23.4	2	99
JONES, Ronnie	8	160	20.0	0	31	8	160	20.0	0	31
ROSI, Drew	5	63	12.6	0	28	5	63	12.6	0	28
MAYNARD, Lucas	3	32	10.7	0	15	3	32	10.7	0	15
TURNER, Jamal	1	7	7.0	0	0	1	7	7.0	0	0
KOVACS, Nick	1	0	0.0	0	0	1	0	0.0	0	0
PHILLIPS, Desmond	1	18	18.0	0	18	11	184	16.7	0	29
KOBACK, Bryant	1	28	28.0	0	28	1	28	28.0	0	28
FORD, Zachary	1	13	13.0	0	13	1	13	13.0	0	13
Total	37	733	19.8	1	98					
Opponents	32	660	20.6	0	43					

Interceptions	no.	yds	avg	td	lg	no.	yds	avg	td	lg
HINES, Jamal	2	4	2.0	0	4	2	4	2.0	0	4
TAAFE, Tyler	2	52	26.0	2	31	2	52	26.0	2	31
FORD, Zachary	2	13	6.5	0	13	2	13	6.5	0	13
ROBINSON, Kahlil	1	23	23.0	0	23	5	63	12.6	0	23
ANDERSON, Tycen	1	0	0.0	0	0	2	0	0.0	0	0
HOLLMAN, Kadar	1	2	2.0	0	2	2	2	1.0	0	2
BERNARD, Desmond	1	18	18.0	0	18	1	18	18.0	0	18
CLARK, Justin	1	0	0.0	0	0	3	0	0.0	0	0
OLEKANMA, Richard	1	3	3.0	0	3	1	3	3.0	0	3
Total	12	115	9.6	2	31					
Opponents	11	62	5.6	1	38					

Fumble Returns	no.	yds	avg	td	lg	no.	yds	avg	td	lg
HOLLMAN, Kadar	1	1	1.0	0	1	1	1	1.0	0	1
SKIPPER, Tuzar	0	0	0.0	1	0	0	0	0.0	1	0
Total	1	1	1.0	1	1					
Opponents	1	53	53.0	1	53					



TOLEDO CAREER STATISTICS

2018 Toledo Football TOLEDO Individual Season/Career Statistics (as of Nov 23, 2018) All games

SEASON												CAREER											
##	Defensive Leaders	gp	ua	a	total	tfl	sack	int	pbu	fr	ff	blk	gp	ua	a	total	tfl	sack	int	pbu	fr	ff	blk
42	OLEKANMA, Richard	12	32	46	78	8.5	2.5	1	.	1	.	.	41	59	86	145	12.0	4.0	1	2	1	.	.
27	ROBINSON,Kahlil	12	39	28	67	0.0	.	1	1	.	.	.	27	78	57	135	1.0	.	5	5	.	.	.
2	FISHER, Jordan	12	26	32	58	4.0	.	.	2	.	3	.	34	26	33	59	4.0	.	.	2	.	3	.
8	TEACHEY, Josh	12	30	24	54	4.0	1.0	.	11	.	.	.	48	102	50	152	12.0	3.0	.	22	.	.	.
99	SKIPPER, Tuzar	12	26	26	52	10.5	8.5	.	.	2	1	.	28	40	42	82	12.5	9.5	.	.	2	2	1
17	TAAFE, Tyler	12	17	34	51	2.5	0.5	2	51	68	111	179	11.0	1.0	2	2	.	1	.
97	HOWARD, Reggie	12	21	24	45	15.0	4.0	.	.	.	2	.	26	30	33	63	20.0	4.0	.	.	.	2	.
91	HINES, Jamal	11	25	20	45	8.5	3.0	2	1	1	.	.	11	25	20	45	8.5	3.0	2	1	1	.	.
15	ANDERSON, Tycen	12	28	12	40	0.0	.	1	4	.	.	.	26	44	22	66	1.5	.	2	7	.	.	.
2D	BLUE, DeDarallo	12	25	15	40	4.5	1.0	.	2	.	1	.	39	54	48	102	11.0	3.0	.	6	.	1	.
13	HOLLMAN, Kadar	12	29	8	37	0.0	.	1	12	1	1	.	41	81	27	108	0.0	.	2	27	1	1	.
20	HOLT, Saeed	12	22	12	34	2.0	1.0	.	1	.	.	.	12	22	12	34	2.0	1.0	.	1	.	.	.
24	CLARK, Justin	11	18	14	32	1.0	.	1	4	1	.	.	25	41	23	64	1.0	.	3	9	1	1	.
38	FORD, Zachary	12	17	12	29	2.0	.	2	3	.	.	.	12	17	12	29	2.0	.	2	3	.	.	.
93	CHILDRESS, Nate	12	5	20	25	1.0	1.0	.	4	.	.	1	38	13	49	62	3.0	2.0	.	4	1	.	3
95	ROSS, Willie	10	9	13	22	3.5	2.5	.	1	1	.	.	23	17	24	41	5.5	4.5	.	1	1	.	.
55	MAYNARD, Lucas	12	9	11	20	3.5	3.0	.	.	.	1	.	23	13	17	30	5.5	3.0	.	.	.	1	.
85	JOHNSON,Desjuan	10	7	10	17	3.0	1.0	10	7	10	17	3.0	1.0
53	DUNN, Devonte'	12	7	7	14	1.5	0.5	.	.	1	.	.	12	7	7	14	1.5	0.5	.	.	1	.	.
98	CHAMBERS,Tyrone	11	3	11	14	0.0	14	4	17	21	0.5
87	TAYLOR,Terrance	12	7	7	14	5.5	2.5	.	1	.	1	.	12	7	7	14	5.5	2.5	.	1	.	1	.
31	BOLDEN, Daniel	12	5	7	12	0.5	12	5	7	12	0.5
19	WOMACK, Samuel	12	8	4	12	1.5	.	.	1	.	.	.	12	8	4	12	1.5	.	.	1	.	.	.
1K	KING, DeAmonte	12	8	1	9	0.0	.	.	1	.	.	.	12	8	1	9	0.0	.	.	1	.	.	.
45	JOHNSON,Dyontae	12	1	7	8	0.0	12	1	7	8	0.0
28	WILLIAMS,Victor	7	4	2	6	0.0	1	.	18	6	9	15	0.5	1	.
26	SUTHERLAND, Calib	4	4	2	6	0.0	4	4	2	6	0.0
90	DAVIS, Lamarr	10	2	2	4	1.0	14	3	5	8	1.5
3B	BAUER, Nate	3	3	1	4	0.0	3	3	1	4	0.0
35	CRIDER, AJ	9	2	2	4	0.0	9	2	2	4	0.0
43	DAVIS, Erik	11	3	1	4	0.0	13	4	3	7	0.0
9	CRAFT, Evander	7	2	2	4	0.0	7	2	2	4	0.0
96	HOOD, David	6	2	2	4	1.0	15	3	7	10	2.5
25	THOMPSON, Cody	12	2	1	3	0.0	1	55	8	5	13	0.0	3
48	GIVHAN, Nate	8	3	.	3	2.0	2.0	.	.	.	1	.	8	3	.	3	2.0	2.0	.	.	.	1	.
5	JONES, Ronnie	12	3	.	3	0.0	38	13	7	20	0.0
51	GREEN, Chris	3	1	1	2	0.0	3	1	1	2	0.0
7	JOHNSON,Jon'Vea	12	2	.	2	0.0	52	3	.	3	0.0
46	BOCZAR, Andrew	12	.	2	2	0.0	25	2	5	7	1.5
36	BERNARD, Desmond	5	2	.	2	0.0	.	1	5	2	.	2	0.0	.	1
86	JOHNSON, Melvin	6	1	1	2	0.0	6	1	1	2	0.0
29	CARTER, Dakari	2	1	.	1	0.0	2	1	.	1	0.0
37	VEST, Jameson	12	1	.	1	0.0	51	1	.	1	0.0
33	THOMPkins, Art	12	1	.	1	0.0	38	1	.	1	0.0
21	SEYMOUR, Shakif	12	1	.	1	0.0	26	2	.	2	0.0
12	PETERS, Eli	11	1	.	1	0.0	11	1	.	1	0.0
23	SIMS, Nicholas	1	.	1	1	0.0	1	.	1	1	0.0
3R	ROGERS, Devan	1	.	1	1	0.0	1	.	1	1	0.0
54	DOUGLAS,Jahneil	5	.	1	1	0.5	5	.	1	1	0.5
32	ROBERTS, Keelen	4	1	.	1	0.0	9	4	1	5	0.0
94	MATHEWS, Edrick	3	.	1	1	0.0	13	2	8	10	0.0
89	ROSI, Drew	11	1	.	1	0.0	21	1	.	1	0.0
92	HUDSON, Jake	1	.	.	.	0.0	1	.	.	.	0.0
14	GILLIAM, Reggie	12	.	.	.	0.0	4	27	2	.	2	0.0	6
10	PHILLIPS, Desmond	12	.	.	.	0.0	1	34	.	.	.	0.0	1
Total		12	467	428	895	87	34	12	49	8	12	7											
Opponents		12	444	437	881	75	28	11	34	6	8	1											



2018 TOLEDO STARTERS BY GAME

Toledo 2018 Game by Game Starters

OFFENSE

Game	LT	LG	C	RG	RT	TE	QB	RB	WR	WR/TE	WR
VMI	Berg	Ateman	Harris	Heidecker	Ruble	Gilliam	Guadagni	Seymour	D. Johnson	McKinley-Lewis	Thompson
Miami (Fla.)	Bell	Kassem	Harris	Heidecker	Ruble	Gilliam	Guadagni	Seymour	D. Johnson	McKinley-Lewis	Thompson
Nevada	Bell	Kassem	Harris	Heidecker	Ruble	Gilliam	Guadagni	Seymour	D. Johnson	McKinley-Lewis	Thompson
at Fresno St.	Bell	Kassem	Harris	Heidecker	Ruble	Gilliam	Guadagni	Seymour	D. Johnson	Phillips	Thompson
Bowling Green	Bell	Kassem	Harris	Atariwa	Ruble	Gilliam	Peters	Seymour	D. Johnson	Phillips	Thompson
at EMU	Bell	Kassem	Harris	Atariwa	Ruble	Gilliam	Guadagni	Koback	D. Johnson	Rosi	Thompson
Buffalo	Bell	Kassem	Harris	Atariwa	Ruble	Gilliam	Guadagni	Seymour	D. Johnson	Phillips	Thompson
at WMU	Bell	Kassem	Harris	Doerger	Ruble	Rosi	Guadagni	Seymour	D. Johnson	J. Johnson	Thompson
Ball State	Bell	Kassem	Harris	Atariwa	Ruble	Gilliam	Peters	Seymour	D. Johnson	Phillips	Thompson
at NIU	Bell	Kassem	Harris	Atariwa	Ruble	Gilliam	Peters	Thompkins	D. Johnson	J. Johnson	Thompson
at Kent State	Bell	Kassem	Harris	Atariwa	Ruble	Gilliam	Peters	Thompkins	D. Johnson	Phillips	Thompson
CMU	Bell	Kassem	Harris	Atariwa	Ruble	Gilliam	Peters	Thompkins	D. Johnson	Phillips	Thompson

DEFENSE

Game	DE	DT	DT	DE	Star/LB	WLB	MLB	SS	FS	BCB	FCB
VMI	Skipper	Childress	Howard	Ross	Blue	Olekanma	Taafe	Robinson	Teachey	Clark	Hollman
Miami (Fla.)	Skipper	Childress	Howard	Maynard	Blue	Olekanma	Taafe	Robinson	Teachey	Clark	Hollman
Nevada	Skipper	Childress	Howard	Hines	Blue	Olekanma	Taafe	Robinson	Teachey	Clark	Hollman
at Fresno St.	Skipper	Childress	Howard	Hines	Blue	Olekanma	Taafe	Robinson	Teachey	Clark	Hollman
Bowling Green	Skipper	Childress	Howard	Hines	Blue	Olekanma	Taafe	Robinson	Anderson	Clark	Hollman
at EMU	Skipper	Childress	Howard	Hines	Blue	Olekanma	Taafe	Robinson	Teachey	Clark	Hollman
Buffalo	Skipper	Childress	Howard	Hines	Blue	Olekanma	Taafe	Robinson	Teachey	Clark	Hollman
at WMU	Skipper	Childress	Howard	Hines	Blue	Olekanma	Taafe	Robinson	Teachey	Clark	Hollman
Ball State	Skipper	Childress	Howard	Ross	Blue	Olekanma	Taafe	Robinson	Teachey	Clark	Hollman
at NIU	Skipper	Childress	Howard	Hines	Blue	Olekanma	Taafe	Robinson	Teachey	Clark	Hollman
at Kent State	Skipper	Childress	Dunn	Hines	Blue	Olekanma	Taafe	Robinson	Teachey	Clark	Hollman
CMU	Skipper	Childress	Howard	Hines	Blue	Olekanma	Taafe	Robinson	Teachey	Womack	Hollman



2018 TOLEDO PARTICIPATION

Player	G/S	VMI	MIA	NEV	FRES	BG	EMU	UB	WMU	BSU	NIU	KSU	CMU
Allen, Jamal - CB	2/0	P	X	X	X	X	X	X	X	X	X	X	P
Anderson, Tycen - DB	12/1	P	X	P	P	S	P	P	P	P	P	P	P
Atariwa, Yazeed - OL	9/7	X	X	P	P	S	S	S	X	S	S	S	S
Ashman, Conner - OL	1/0	P	X	X	X	X	X	X	X	X	X	X	X
Ateman, Kelvin - OL	5/1	S	X	P	P	X	X	X	X	X	X	P	P
Bannister, Alex - DB	1/0	P	X	X	X	X	X	X	X	X	X	X	X
Bauer, Nate - DB	3/0	X	X	X	X	X	X	P	P	X	P	X	X
Bell, Cameron - OL	12/11	P	S	S	S	S	S	P	S	S	P	S	S
Berg, Mitchell - OL	12/1	S	P	P	P	P	P	P	P	P	P	P	P
Bernard, Desmond - CB	5/0	P	P	X	X	P	X	X	X	P	X	X	P
Blackman, Rhett - WR	5/0	P	X	X	X	X	X	X	X	P	X	P	P
Blue, DeDarallo - S	12/12	S	S	S	S	S	S	S	S	S	S	S	S
Boczar, Andrew - DL	12/0	P	P	P	P	P	P	P	P	P	P	P	P
Bolden, Daniel - LB	12/0	P	P	P	P	P	P	P	P	P	P	P	P
Bradley, Carter - QB	3/0	P	X	X	X	X	X	X	X	X	X	P	P
Carter, Dakari - WR	2/0	P	P	X	X	X	X	X	X	X	X	X	X
Chambers, Tyrone - DL	11/0	P	P	P	P	X	P	P	P	P	P	P	P
Childress, Nate - DL	12/12	S	S	S	S	S	S	S	S	S	S	S	S
Clark, Justin - CB	11/11	S	S	S	S	S	S	S	S	S	S	S	X
Corbett, Darius - WR	2/0	P	X	X	X	X	X	X	X	X	X	X	P
Craft, Evander - LB	8/0	P	X	P	P	X	X	X	P	P	X	P	P
Crider, AJ - LB	8/0	P	X	P	P	P	P	P	P	X	X	X	P
Davis, Andrew - WR	6/0	P	X	X	X	X	X	X	P	P	X	X	P
Davis, Erik - LB	11/0	P	P	P	P	P	P	X	P	P	P	P	P
Davis, LaMarr - DL	9/0	P	P	X	P	P	P	X	P	P	P	P	X
Doerger, Luke - OL	5/1	P	X	X	X	X	X	X	S	P	X	P	P
Douglas, Jahneil - DL	3/0	X	X	X	X	X	X	X	X	P	X	P	P
Dumont, Lavel - OL	1/0	P	X	X	X	X	X	X	X	X	X	P	X
Dunn, Devonte' - DL	11/1	P	P	P	P	P	P	P	P	P	P	S	P
Fenn, Josh - OL	6/0	P	X	X	X	X	P	X	P	P	X	P	P
Fisher, Jordan - LB	12/0	P	P	P	P	P	P	P	P	P	P	P	P
Flint, Bailey - P	12/12	S	S	S	S	S	S	S	S	S	S	S	S
Ford, Zachary - DB	1/0	P	P	P	P	P	P	P	P	P	P	P	P
Gilliam, Reggie - TE	12/11	S	S	S	S	S	S	S	P	S	S	S	S
Givhan, Nate - DL	10/0	P	X	P	P	P	X	P	P	P	X	P	P
Green, Chris - DE	3/0	P	P	X	X	X	X	X	X	X	X	X	P
Guadagni, Mitchell - QB	7/7	S	S	S	S	X	S	S	S	X	X	X	X
Harris, Bryce - OL	12/12	S	S	S	S	S	S	S	S	S	S	S	S
Heidecker, Brandon - OL	4/4	S	S	S	S	X	X	X	X	X	X	X	X
Hendy, Jordan - CB	2/0	P	X	X	X	X	X	X	X	P	X	X	X
Hines, Jamal - DE	11/9	P	P	S	S	S	S	S	S	X	S	S	S
Hollman, Ka'dar - CB	12/12	S	S	S	S	S	S	S	S	S	S	S	S
Holt, Saeed - S	11/0	P	P	X	P	P	P	P	P	P	P	P	P
Hood, David - DT	6/0	P	X	P	X	P	X	X	X	P	P	P	X
Howard, Reggie - DT	12/11	S	S	S	S	S	S	S	S	S	S	P	S
Hudson, Jake - DE	1/0	P	X	X	X	X	X	X	X	X	X	X	X
Johnson, Desjuan - DE	11/0	P	X	X	P	P	P	P	P	P	P	P	P
Johnson, Diontae - WR	12/12	S	S	S	S	S	S	S	S	S	S	S	S
Johnson, Dyontae - OLB	12/0	P	P	P	P	P	P	P	P	P	P	P	P
Johnson, Jon'Vea - WR	12/2	P	P	P	P	P	P	P	S	P	S	P	P
Johnson II, Melvin - DE	5/0	P	X	X	P	X	P	X	X	P	X	X	P
Jones, Ronnie - RB	12/0	P	P	P	P	P	P	P	P	P	P	P	P
Kassem, Sami - OL	11/11	X	S	S	S	S	S	S	S	S	S	S	S
King, DeAmonte - DB	12/0	P	P	P	P	P	P	P	P	P	P	P	P
Koback, Bryant - RB	12/1	P	P	P	P	P	S	P	P	P	P	P	P
Kovacs, Nick - WR	12/0	P	P	P	P	P	P	P	P	P	P	P	P
Lancia, Connor - LB	1/0	X	X	X	X	X	X	X	X	X	X	P	P
Lacey, Michael - DB	2/0	X	X	X	X	X	X	X	X	X	X	X	P
Long, Tyler - OL	2/0	P	X	X	X	X	X	X	X	X	X	X	P
Maddox, Devin - DB	1/0	X	X	X	X	X	X	X	X	X	X	X	P
Mathews, Edrick - DT	4/0	P	X	X	P	X	X	X	X	P	X	X	P
Maynard, Lucas - DE	12/1	P	S	P	P	P	P	P	P	P	P	P	P
McCrimmon, Nevone - RB	6/0	P	X	X	X	X	X	P	P	P	X	P	P
McKinley-Lewis, Danzel - WR	3/3	S	S	S	X	X	X	X	X	X	X	X	X
Mills, Sean - LS	12/0	P	P	P	P	P	P	P	P	P	P	P	P
Mitchell, Bryce - WR	12/0	P	P	P	P	P	P	P	P	P	P	P	P
Morgan, Alex - TE	1/0	X	X	X	X	X	X	X	X	X	X	X	P
Mullins, Derrius - DL	1/0	P	X	X	X	X	X	X	X	X	X	X	X
Olekanma, Richard - LB	12/12	S	S	S	S	S	S	S	S	S	S	S	S
Patterson, Tadarrius - LB	1/0	X	X	X	X	X	X	X	X	X	X	X	P
Peters, Eli - QB	11/5	P	P	P	P	S	X	P	P	S	S	S	S
Phillips, Desmond - WR	12/7	P	P	P	S	S	S	S	P	S	P	S	S
Reese, Jalen - QB/Holder	12/0	P	P	P	P	P	P	P	P	P	P	P	P
Roberts, Keelen - CB	3/0	P	P	X	P	X	X	X	X	X	X	X	X
Robinson, Kahlil - DB	12/12	S	S	S	S	S	S	S	S	S	S	S	S
Rogers, Devan - DL	1/0	X	X	X	X	X	X	X	X	X	X	X	P
Rosi, Drew - TE	12/2	P	P	P	P	P	S	P	S	P	P	P	P
Ross, Willie - DT	10/2	S	P	P	P	P	P	P	P	S	X	X	P
Ruble, Brock - OL	12/12	S	S	S	S	S	S	S	S	S	S	S	S
Seymour, Shakif - RB	12/8	S	S	S	S	S	P	S	S	S	P	P	P
Sims, Nicholas - RB	2/0	P	X	X	X	X	X	X	X	X	X	X	X
Skipper, Tuzar - DL	12/12	S	S	S	S	S	S	S	S	S	S	S	S
Sutherland, Caleb - S	4/0	X	X	X	X	X	X	X	P	P	P	X	P
Taaffe, Tyler - LB	12/12	S	S	S	S	S	S	S	S	S	S	S	S
Taylor, Terrance - DE	12/0	P	P	P	P	P	P	P	P	P	P	P	P
Teachey, Josh - S	12/11	S	S	S	S	P	S	S	S	S	S	S	S
Thompkins, Art - RB	12/3	P	P	P	P	P	P	P	P	P	S	S	S
Thompson, Cody - WR	12/12	S	S	S	S	S	S	S	S	S	S	S	S
Tilque, Josh - LS	1/0	P	X	X	X	X	X	X	X	X	X	X	X
Turner, Jamal - TE	9/0	P	P	P	P	P	X	X	P	P	X	P	P
Vest, Jameson - PK	12/12	S	S	S	S	S	S	S	S	S	S	S	S
Wellons, DJ - PK	2/0	X	X	X	X	X	P	X	X	X	P	X	X
Wilkinson, Cross - QB	1/0	X	X	X	X	X	X	X	X	X	X	X	P
Williams, Jalynn - CB	4/0	P	P	P	P	X	X	X	X	X	X	X	X
Williams, Victor - DB	7/0	X	P	P	P	P	X	X	X	P	P	P	X
Womack, Sam - DB	12/1	P	P	P	P	P	P	P	P	P	P	P	S



BIG PLAYS

2018 Big Plays

20+ yards from scrimmage, 30+ yards on kickoff return, 20+ yards on all other returns

TEAM	VMI	Miami	Nev	Fresno	BG	EMU	Buff	WMU	BSU	NIU	KSU	CMU	TOTAL
Toledo	8	6	8	6	5	6	2	8	4	5	8	5	71
Opponent	2	6	11	8	6	6	6	7	4	7	9	3	75

Toledo's Big Plays

VMI (Sept. 1)	8 (6 receiving, 2 returns)
Miami (Sept. 15)	6 (5 receiving, 1 return)
Nevada (Sept. 22)	8 (4 receiving, 3 rushing, 1 return)
Fresno St. (Sept. 29)	6 (3 receiving, 2 rushing, 1 return)
Bowling Green (Oct. 6)	5 (3 receiving, 2 rushing)
Eastern Michigan (Oct. 13)	6 (3 receiving, 2 rushing, 1 return)
Buffalo (Oct. 20)	2 (1 receiving, 1 rushing)
Western Michigan (Oct. 25)	8 (4 receiving, 4 rushing)
Ball State (Oct. 31)	4 (3 receiving, 1 return)
Northern Illinois (Nov. 7)	5 (2 receiving, 3 rushing)
Kent State (Nov. 15)	8 (5 rushing, 2 return, 1 receiving)
Central Michigan (Nov. 23)	5 (2 receiving, 1 rushing, 2 return)
Total	71 (37 receiving, 23 rushing, 11 returns)

Total Big Plays

Receiving (20+)

80 Diontae Johnson	Buffalo (Oct. 20)
57 Jon'Vea Johnson	VMI (Sept. 1)
57 Diontae Johnson	Ball State (Oct. 31)
55 Jon'Vea Johnson	Kent State (Nov. 15)
54 Jon'Vea Johnson	Fresno State (Sept. 29)
48 Diontae Johnson	VMI (Sept. 1)
44 Jon'Vea Johnson	Central Michigan (Nov. 23)
41 Bryce Mitchell	Ball State (Oct. 31)
40 Diontae Johnson	Miami (Sept. 15)
38 Cody Thompson	VMI (Sept. 1)
38 Desmond Phillips	VMI (Sept. 1)
38 Rhett Blackman	VMI (Sept. 1)
38 Jon'Vea Johnson	Nevada (Sept. 22)
35 Jon'Vea Johnson	Eastern Michigan (Oct. 13)
35 Cody Thompson	Northern Illinois (Nov. 7)
34 Diontae Johnson	Miami (Sept. 15)
34 Reggie Gilliam	Western Michigan (Oct. 25)
32 Jon'Vea Johnson	Western Michigan (Oct. 25)
31 Diontae Johnson	Miami (Sept. 15)
31 Art Thompkins	Miami (Sept. 15)
29 Jon'Vea Johnson	Bowling Green (Oct. 6)
29 Diontae Johnson	Eastern Michigan (Oct. 13)
28 Cody Thompson	Fresno State (Sept. 29)
27 Desmond Phillips	Bowling Green (Oct. 6)
26 Diontae Johnson	Nevada (Sept. 22)
24 Shakif Seymour	Miami (Sept. 15)
24 Jon'Vea Johnson	Western Michigan (Oct. 25)
24 Jon'Vea Johnson	Central Michigan (Nov. 23)
23 Cody Thompson	Bowling Green (Oct. 6)
23 Cody Thompson	Ball State (Oct. 31)
23 John'Vea Johnson	Northern Illinois (Nov. 7)
21 Cody Thompson	VMI (Sept. 1)
21 Desmond Phillips	Fresno State (Sept. 29)
20 Cody Thompson	Nevada (Sept. 22)
20 Drew Rosi	Eastern Michigan (Oct. 13)

Rushing (20+)

70 Bryant Koback	Buffalo (Oct. 20)
51 Bryant Koback	Kent State (Nov. 15)
45 Nevone McCrimmon	Central Michigan (Nov. 23)
44 Bryant Koback	Kent State (Nov. 15)
43 Art Thompkins	Kent State (Nov. 15)
40 Bryant Koback	Western Michigan (Oct. 25)
36 Mitchell Guadagni	Fresno State (Sept. 29)

34 Mitchell Guadagni	Nevada (Sept. 22)
32 Eli Peters	Northern Illinois (Nov. 7)
31 Art Thompkins	Kent State (Nov. 15)
28 Art Thompkins	Bowling Green (Oct. 6)
28 Mitchell Guadagni	Western Michigan (Oct. 25)
27 Mitchell Guadagni	Nevada (Sept. 22)
25 Mitchell Guadagni	Eastern Michigan (Oct. 13)
24 Ronnie Jones	Fresno State (Sept. 29)
24 Bryant Koback	Kent State (Nov. 15)
22 Mitchell Guadagni	Eastern Michigan (Oct. 13)
21 Bryant Koback	Bowling Green (Oct. 6)
21 Art Thompkins	Western Michigan (Oct. 25)
21 Ronnie Jones	Northern Illinois (Nov. 7)
20 Mitchell Guadagni	Nevada (Sept. 22)
20 Bryant Koback	Western Michigan (Oct. 25)
20 Bryant Koback	Northern Illinois (Nov. 7)

Punt Return (20+)

83 Diontae Johnson	Kent State (Nov. 15)
52 Diontae Johnson	Eastern Michigan (Oct. 13)
39 Danzel McKinley-Lewis	VMI (Sept. 1)
32 Cody Thompson	Central Michigan (Nov. 23)
20 Danzel McKinley-Lewis	VMI (Sept. 1)

Kickoff Return (30+)

98 Diontae Johnson	Nevada (Sept. 22)
40 Diontae Johnson	Miami (Sept. 15)
37 Diontae Johnson	Ball State (Oct. 31)
31 Ronnie Jones	Fresno State (Sept. 29)

Interception Return (20+)

31 Tyler Taafe	Kent State (Nov. 15)
21 Tyler Taafe	Central Michigan (Nov. 23)

Bowl History


The Rockets celebrate their 32-17 victory over Temple in the 2015 Marmot Boca Raton Bowl.

1969 TANGERINE BOWL TOLEDO 56, DAVIDSON 33

The Rockets headed to Orlando with much at stake: the first undefeated season in the history of the football program. The Rocket offense racked up 324 yards in total offense and put 42 points on the board in the first half. It all led to a 56-33 victory over Southern Conference champion Davidson in the 24th annual Tangerine Bowl.

Quarterback Chuck Ealey, voted the game's most valuable back, ran nine times for 83 yards and a touchdown and threw for 147 yards and three scores on 10-of-13 passing. Don Fair caught four passes for 78 yards and Charles Cole carried 22 times for 152 yards.

The Rockets were later rewarded with a No. 20 national ranking in




1971 TANGERINE BOWL TOLEDO 28, RICHMOND 3

For the first 15 minutes of the game, Richmond looked as if it had the ability to end Toledo's winning streak at 34 games, taking a 3-0 lead. But then quarterback Chuck Ealey and the No. 1 defense in the nation went to work.

The Rocket defense limited the Spiders to just 51 total yards of total offense in the second half, including none through the air. Richmond punted on five of its seven possessions in the second half, was stopped on fourth down on one and intercepted on the other.

Ealey completed 14-of-23 passes for 176 yards and scored from one yard out. With the victory, the Rockets ran their winning streak to 35 games, to this day the second-longest in major college football.



1970 TANGERINE BOWL TOLEDO 40, WILLIAM & MARY 12

The Rockets looking to repeat as Tangerine Bowl champs and post a second consecutive undefeated season, but Lou Holtz's William & Mary team had other ideas and looked primed for an upset when it jumped out to a 6-0 lead and trailed by one point, 7-6, at halftime.

But it was all Rockets in the second half as they scored on their first four possessions.

The Rockets churned out 326 yards rushing, paced by Charles Cole (132 yards) and Tony Harris (101 yards). Toledo finished 12th in the nation in the final A.P. poll, 14th in the Football News and 17th by UPI.



1981 CALIFORNIA BOWL TOLEDO 27, SAN JOSE ST. 25

They said it couldn't be done. There was no way that Toledo could beat a San Jose State team ranked 20th in the final UPI coaches poll. Yet when the first-ever California Bowl game was over, it was Toledo who left the field victorious, 27-25. Tony Lee's 41-yard field goal with just seconds left gave Toledo the victory.

Toledo had led in the game, 21-3, in the third quarter, but let that slip away. The Spartans took a 25-24 lead with just 52 seconds remaining, on a 35-yard touchdown pass and a two-point conversion.

The Rockets were faced with 80 yards of field ahead of them and no time outs remaining. Quarterback Maurice Hall coolly marched his offense down to the Spartan 24-yard line to set the stage for Lee's winning field goal.






TOLEDO FOOTBALL BOWL HISTORY

1984 CALIFORNIA BOWL UNLV 30, TOLEDO 13*

The Rockets came up short, 30-13, against Randall Cunningham, Ickey Woods and the rest of the Runnin' Rebels. Cunningham had a stellar game, completing 18-of-28 passes for 270 yards. Woods, just a freshman at the time, led UNLV with 53 yards and a TD.

Rocket running back Steve Morgan was named Toledo's outstanding offensive player after totaling 154 yards on 31 carries, while quarterback A.J. Sager was 12-of-31 for 137 yards with one TD.

**NOTE: The contest was later forfeited to Toledo by the PCAA due to use of ineligible players by UNLV earlier that season. UNLV has never accepted the ruling.*




1995 LAS VEGAS BOWL TOLEDO 40, NEVADA 37 (OT)

In a game that featured the first overtime in Division I-A football history, Toledo prevailed over Nevada, 40-37, electrifying a national TV audience on ESPN. After a field goal gave the Wolf Pack a 37-34 lead, its first of the game, the Rockets' Wasean Tait, who set four bowl records and was named co-MVP, scored the winning points on a two-yard run.

Tait set Las Vegas Bowl standards for rushing yards (185), all-purpose yards (238) and TDs (four).

The two teams battled to stand-still through regulation, with Nevada tying the game with a late field goal. Toledo won the overtime coin toss and elected to go on defense first. Nevada settled for a field goal, setting up Tait, who got the call on three of UT's four plays, the last one the game-winner. He was buried under a sea of Rockets in the victory.




2001 MOTOR CITY BOWL TOLEDO 23, CINCINNATI 16

Chester Taylor ran for a Motor City Bowl-record 190 yards and scored the go-ahead touchdown on a 24-yard run with 3:23 left as Toledo defeated Cincinnati, 23-16. But it was a big play by the defense that clinched the victory for Toledo.

Cincinnati drove to the UT five-yard line, but couldn't convert on fourth-and-4 with 50 seconds left. Cincinnati's Ray Jackson bobbled a deflected pass in a crowded end zone, and senior free safety Andy Boyd then wrestled Jackson—and the ball—to the ground to seal the victory for Toledo.

Quarterback Tavares Bolden was 14-of-28 for 135 yards, but it was his legs that helped Toledo the most. He ran for 41 yards on a draw on the first play of the second half that led to a UT field goal. He tied the game late in the third quarter when he sprinted 28 yards untouched for a touchdown. For the game, Bolden ran for 99 yards, which helped the Rockets set a Motor City Bowl record with 322 yards rushing.




2002 MOTOR CITY BOWL BOSTON COLLEGE 51, TOLEDO 25

Boston College scored on its first six possessions on its way to a 42-18 halftime lead, effectively putting the game away and preventing the Rockets from defending their Motor City Bowl title. Toledo cut the Eagles' advantage to 21-10 when Trinity Dawson scored on a two-yard run with 10:47 remaining in the first half but UT never got any closer.

Down 28-10 with less than six minutes to go in the first half, Toledo gambled, going for it on a fourth-and-1 from its own 40, but Brian Jones' pass fell incomplete. Boston College took possession, and on the next play, Grant Adams caught Brian St. Pierre's pass across the middle, eluded a defender and raced into the end zone for a 35-10 lead. A one-yard TD run by Brandon Brokaw with 1:31 to go in the half made it 42-10.

Jones, the nation's percentage completion leader, connected on 27-41 passes for 331 yards with two touchdowns and two interceptions.

Wide receiver Carl Ford had a career-high 10 receptions for 112 yards, including a nine-yard touchdown pass with 24 seconds to go in the second quarter. Fellow senior Donta' Greene added four catches for 63 yards.




2004 MOTOR CITY BOWL UConn 39, TOLEDO 10

Quarterback Bruce Gradkowski was game. Unfortunately, his broken right hand was not. Gradkowski, who broke his throwing hand in the MAC Championship Game, tried to play in the Motor City Bowl but was ineffective and clearly in pain. As a result, the Rockets' offense stalled, and Connecticut had its way with Toledo, 39-10. Gradkowski finished 6-of-12 for 43 yards before being replaced by Marques Council. By the time Council got in the game to start the second half, UConn was up, 30-7. Council set career highs in attempts (28), completions (16) and passing yards (160).

Toledo entered the game as the favorites, but without a healthy Gradkowski it was no contest. UConn scored on six of its first seven possessions as the Rockets were held to a season-low 10 points.

Gradkowski wasn't the only Rocket to go down, as the UT training staff was kept busy throughout the entire game. Senior All-MAC free safety Patrick Body broke his right arm in the second half. Lance Moore, Toledo's all-time leading receiver, left the game in the second half with a dislocated shoulder. Senior center David Odenthal suffered a sprained left ankle in the first half, returned briefly, then sat out most of the second half.





TOLEDO FOOTBALL BOWL HISTORY

2005 GMAC BOWL TOLEDO 45, UTEP 13


Quarterback Bruce Gradkowski ended his storied collegiate career with an exclamation point, throwing five touchdown passes to lead Toledo to a convincing 45-13 win over UTEP. Fellow senior and roommate Trinity Dawson ran for 132 yards.

Toledo's defense shut down UTEP's offense at almost every turn. Linebacker Mike Alston contributed two big tackles for the Rockets to end the first half, when UTEP was threatening to cut into a 28-13 deficit. It was the last time the Miners appeared set to mount a rally.

Gradkowski, who completed 18-of-32 passes for 298 yards, was chosen as the game's MVP while Dawson (offense), Alston (defensive) and Steve Odom (special teams) also won game honors. After the game, Gradkowski summed up the sentiment of the team.

"It's been an honor to be here this week," said Gradkowski. "We were treated unbelievably by the city of Mobile. The southern hospitality has been awesome. We've never experienced anything like this. We wanted to give back to Mobile by performing the way we did. I hope we satisfied the fans out there.

"It's been a pleasure. What a way to go out. This is our championship. We are GMAC Bowl Champions."



2011 MILITARY BOWL TOLEDO 42, AIR FORCE 41

Toledo used its powerful offense and the defense came up with a big play in an exciting 42-41 victory over Air Force in the Military Bowl. The Rockets never trailed in a see-saw affair in which there were three ties and UT's largest lead was 14 points.

With 52 seconds left in the game, Air Force scored what appeared to be the game-tying touchdown when Falcons receiver Jonathan Warzeka caught a wide open 33-yard pass from quarterback Tim Jefferson.

Air Force lined up for the extra-point but opted to go for two points on a trick play. Holder David Baska took the snap and headed for the end zone, but sophomore defensive end Jayrone Elliott stripped the ball loose from Baska. The ball bounced in the direction of Parker Herrington, who tried to scoop up the loose ball but ending up kicking it out of the end zone leaving the Rockets with a 42-41 advantage and their first bowl victory since 2005.

The victory was a great vindication for a Rocket team that had survived numerous injuries—including three key injuries to its defense in this game. It was also a dramatic debut for head coach Matt Campbell, the Rockets' offensive coordinator who was named head coach just 16 days prior to the game.



2010 LITTLE CAESARS PIZZA BOWL FIU 34, TOLEDO 32

Florida International capped a second-half comeback with a 34-yard field goal as time expired to give the Panthers a dramatic 34-32 victory over Toledo at the Little Caesars Pizza Bowl at Ford Field in Detroit.

FIU's game-winning field goal overshadowed Toledo's own comeback that gave the Rockets a 32-31 lead with 1:14 to play. Redshirt freshman quarterback Terrance Owens scrambled in for a 14-yard TD and then completed a pass to sophomore wide receiver Eric Page for the two-point conversion. But on its final possession FIU converted a fourth-and-17 from its own 41-yard line to keep its drive alive and set up the eventual game-winning field goal by Jack Griffin.

Toledo held a 24-7 lead early in the second half but FIU scored 24 unanswered points to take a 31-24 lead with 3:18 to play. Junior Adonis Thomas led the Rockets with a career-high 193 yards rushing and two touchdowns. Thomas' second TD run was an 87-yard bolt in the second quarter, the longest run of his career, the fourth-longest rush in Toledo history and tied for the longest run in Little Caesars Bowl history. He finished the season with 1,098 yards, the 13th-highest total in school history.



2012 IDAHO POTATO BOWL UTAH STATE 41, TOLEDO 15

Despite the loss of two stars, Toledo gave No. 18 Utah State all it could handle before losing, 41-15, at the Famous Idaho Potato Bowl in Boise, ID.

Senior linebacker Dan Molls, the nation's leading tackler, was knocked out of the game with a concussion on the game's opening kickoff. A short while later, junior running back David Fluellen reinjured his sore left ankle and never returned.

Despite those losses, Toledo was in the game well into the fourth quarter, trailing just 13-9 before a 63-yard touchdown run by USU's Kerwynn Williams put the game on ice just under the seven-minute mark. Williams then followed with two more scoring runs of five and 25 yards to finish the game with 18 carries for 235 yards.

Senior QB Austin Dantin, who played the first three quarters, completed 12-of-21 attempts for 132 yards with two interceptions for the Rockets. Junior QB Terrance Owens, hobbled by an ankle injury, played most of the fourth quarter and was 5-of-16 for 26 yards. Utah State's Chuckie Keeton threw for 229 yards and completed 21-of-31 pass attempts.

Junior WR Bernard Reedy led the Rockets in both rushing and receiving, finishing with a career-high 10 carries for 50 yards on the ground and six catches for 62 yards through the air. He was honored following the game as Toledo's Most Valuable Player.





TOLEDO FOOTBALL BOWL HISTORY


2015 GODADDY BOWL TOLEDO 63, ARKANSAS STATE 44

Sophomore running back Kareem Hunt rushed for a career-high 271 yards and a bowl-record five touchdowns to propel Toledo to a 63-44 victory over Arkansas State at the GoDaddy Bowl in Mobile.

Hunt, who was named the game's Most Valuable Player, set the bowl record for rushing yards, as well. His five TDs ties the Toledo record for touchdowns, and ties the all-time bowl record for rushing touchdowns held by two others, most recently Oklahoma State's Barry Sanders at the 1988 Holiday Bowl.

In a game that featured 107 total points and 1,009 yards of total offense, Toledo's defense played a big role in the victory, scoring two touchdowns in the first half and stopping Arkansas State's potent offense in several key situations. Junior defensive end Trent Voss, who recovered a fumble in the end zone on the game's first play, had a career-high four tackles for loss among his game-high 10 tackles. He was named Defensive Player of the Game.

Sophomore quarterback Logan Woodside completed 21-of-27 passes for 176 yards and a touchdown. Sophomore Damion Jones-Moore added 103 yards and two touchdowns on 15 carries.



2016 RAYCOM MEDIA CAMELLIA BOWL APPALACHIAN STATE 31, TOLEDO 28

Senior Kareem Hunt rushed for 120 yards and two touchdowns to become Toledo's all-time leading rusher, but it wasn't enough as Toledo fell to Appalachian State, 31-28, in the 2016 Raycom Media Camellia Bowl in Montgomery, Ala.

App State scored on a 39-yard field goal with 5:14 left in the fourth quarter to give the Mountaineers a 31-28 lead. Toledo had its chance to tie the score but Jameson Vest's 30-yard field-goal attempt with 1:48 remaining was wide right.

Hunt led the rushing attack with 120 yards, giving him 4,945 career rushing yards, which breaks the all-time record at Toledo previously held by Chester Taylor (4,849 from 1998-2001). It was also the 28th 100-yard game in his career, breaking the school mark of 27 held by Taylor.

Senior Logan Woodside connected 18-of-26 passes and added to his nation-leading total by throwing two touchdown passes to give him 45. Junior Cody Thompson led the team with 99 yards on five receptions, giving him 1,269 on the season and surpassing the Toledo record of 1,194 set by Lance Moore in 2003.




2015 MARMOT BOCA RATON BOWL TOLEDO 32, TEMPLE 17

Phillip Ely threw for 285 yards and two touchdowns and Toledo used a smothering defense to knock off No. 24 Temple, 32-17, at the Marmot Boca Raton Bowl at FAU Stadium. Ely, playing in his final game as a Rocket, returned to his native Florida to lead the Rockets to victory in Jason Candle's first game as head coach.

Ely, a transfer from Alabama, was named the game's Offensive MVP. He completed 20-of-28 passes despite throwing in driving rain most of the night. Kareem Hunt led the running attack with 79 yards and two TDs. Cody Thompson had four receptions for a career-high 119 yards, including a big 80-yard score in the fourth quarter.

While Ely provided the Rockets (10-2) with leadership on offense, the Toledo defense set the tone of the game, holding the Owls to just 17 points and a mere 67 yards of total offense in the first half. Ja'Wuan Woodley, who had a key safety in the first half, was named the game's Defensive MVP. Chase Murdock and Trent Voss paced the front seven with 11 and 10 tackles, respectively.

Toledo's defense controlled the action in the first half, holding Temple (10-4) to just 67 yards of total offense.



2017 DOLLAR GENERAL BOWL APPALACHIAN STATE 34, TOLEDO 0


Toledo fell behind early and could never get back in the game in a 34-0 loss to Appalachian State in the Dollar General Bowl in Mobile, Ala.

The Rockets trailed 20-0 at halftime and App State outgained Toledo in total offense for the game, 458-146.

Senior quarterback Logan Woodside, playing in his final game as a Rocket, completed 16-of-29 passes for 124 yards. Senior Terry Swanson led the running attack with 44 yards. Sophomore Diontae Johnson caught two passes for 21 yards, finishing his season with a school-record 1,278 receiving yards.

Appalachian State controlled the first half, taking a 20-0 halftime lead and outgaining the Rockets in total offense, 267-85, in the first 30 minutes. The Mountaineers got on the board on their third possession of the game on a seven-yard TD run by Jalin Moore with 4:06 to play in the first quarter. The 36-yard drive was set up by an ASU interception of Woodside near midfield that was returned 19 yards by Anthony Flory.

ASU scored again on its next possession, a nine-play, 64-yard drive capped off by another seven-yard run by Moore. After the Mountaineers forced Toledo to punt, they drove 57 yards before settling for a 29-yard field goal by Chandler Staton to increase their lead to 17-0 with 8:09 left in the first half.





TOLEDO FOOTBALL



DIONTAE JOHNSON
MAC Special Teams Player of the Year
First Team All-MAC | WR, PR
Second Team All-MAC | KR

JAMESON VEST
Third Team All-MAC | K

CODY THOMPSON
First Team All-MAC | WR

JON'VEA JOHNSON
Third Team All-MAC | WR

BRYCE HARRIS
Second Team All-MAC | OL

TUZAR SKIPPER
Third Team All-MAC | DE

REGGIE GILLIAM
Second Team All-MAC | TE

JOSH TEACHEY
Third Team All-MAC | DB