



**2016
RECORD BOOK**





GENERAL INFORMATION

Founded 1926
 Enrollment 8,527
 Nickname Blackbirds
 Colors Black and Silver
 Conference Northeast
 Home Field LIU Field
 Capacity 500
 Athletics Web Site www.liuathletics.com
 President Dr. Kimberly Cline
 Vice President Gale Stevens Haynes
 Director of Athletics Brad Cohen
 Deputy Director of Athletics/SWA Margaret Alaimo
 Head Athletic Trainer Courtney Civitano
 Athletic Department Phone (718) 488-1030
 Athletic Department Fax (718) 488-1669

COACHING STAFF

Head Coach Roy Kortmann
 Alma Mater, Year Rider, 1980
 Overall Record 580-507-2 (21 seasons)
 Record at LIU same
 E-mail roy.kortmann@liu.edu
 Assistant Coach Bill Gehrke (22nd season)
 Assistant Coach Andy Russo (4th season)
 Softball Office Phone (718) 488-1523

TEAM INFORMATION

2015 Overall Record 23-30
 2015 Conference Record/Finish 10-6/4th
 Starters Returning/Lost 7/3
 Letterwinners Returning/Lost 12/5
 Newcomers 7

HISTORY

First Season 1982
 All-Time Record 866-648-2
 NCAA Appearances 9
 Last NCAA Appearance 2012

ATHLETICS MEDIA RELATIONS

Associate AD/Media Relations Director Dan Lobacz
 Softball Contact
 Phone (718) 488-1420
 E-mail daniel.lobacz@liu.edu
 Assistant Director of Media Relations Casey Snedecor
 Mailing Address One University Plaza
 Wellness Center/Room 214-216
 Brooklyn, N.Y. 11201

CREDITS

The 2016 LIU Brooklyn Softball Record Book was designed, written and edited by Dan Lobacz. Photography by Gene Boyars and Mike McLaughlin.

Table of Contents

Quick Facts 1
 Coaches 2
 Roster 2
 Player Information 3
 Season Results 7
 Overall Statistics 8
 Conference Statistics 8
 Game Highs 9
 Northeast Conference Season Review 10
 Long Island University Athletics Hall of Fame 10
 Career Records 11
 Single-Season Records 12
 All-Time Roster 13
 Postseason Award Winners 14
 Northeast Conference Award Winners 15
 All-Time Results 16
 All-Time Postseason Results 25
 All-Time Series History 25



Via Subway: Take the M,R (local) or B, Q (express) to DeKalb Avenue or take the 2, 3, 4 or 5 to Nevins Street. Also, A, C can be taken to Jay St./Borough Hall.

Manhattan via the Manhattan Bridge: Proceed along Flatbush Avenue Extension to Myrtle Avenue and turn left at light. Take Myrtle Avenue to Ashland Place. Turn right onto Ashland Place and proceed to DeKalb Avenue, turning right. Parking garage is first brick building on the right.

From Manhattan via the Brooklyn Bridge: Proceed along Adams Street, making a left onto Tillary St. Turn right onto Flatbush Avenue Extension and make first left at Myrtle Avenue. Turn right onto Ashland Place and proceed to DeKalb Avenue and make a right. Parking garage is first brick building on the right.

From Brooklyn: Belt Parkway to BQE. Take BQE to Cadman Plaza West and proceed to Tillary Street. Turn left on Tillary Street and turn right onto Flatbush Avenue Extension. Make immediate left at light onto Myrtle Avenue. Turn right onto Ashland Place and proceed to DeKalb Ave. and make a right. Parking garage is first brick building on the right.

From Queens/Long Island: Long Island Expressway (495 West) to BQE (278 West) to Tillary Street exit. Turn right onto Flatbush Avenue Extension and make first left at Myrtle Avenue. Turn right onto Ashland Place and proceed to DeKalb Avenue, turning right.

From Staten Island: Take Verrazano Bridge to BQE. See above.

From Northern New Jersey: Take New Jersey Turnpike south to Holland

**2016 ROSTER SNAPSHOT****STARTERS RETURNING (7)**

NO.	PLAYER	AVG.	GP-GS	AB	R	H	2B	3B	HR	RBI	BB	HP	SO	GDP	OB%	SF	SH	SB-ATT
4	Whitney West	.348	50-49	158	32	55	6	4	0	20	11	2	28	0	.398	0	1	13-13
7	Victoria Zamora	.306	52-52	134	29	41	3	2	6	25	15	21	11	1	.453	0	1	11-12
9	Celinna Cosio	.291	45-41	117	19	34	2	2	7	29	10	2	22	2	.348	3	2	0-0
14	Ariana Lopez	.273	49-38	99	15	27	8	0	5	19	4	5	19	0	.333	0	1	3-3
25	Angie Vazquez	.224	51-51	152	17	34	6	0	3	19	6	6	18	0	.280	0	0	0-0
33	Kylie Mulholland	.276	48-46	127	25	35	10	0	4	17	14	2	23	1	.354	1	3	3-3

NO.	PLAYER	ERA	W-L	APP	GS	CG	SHO	SV	IP	H	R	ER	BB	K	OAVG.	WP	HBP
5	Shelley Procter	6.52	8-16	38	27	13	3	2	146.0	227	159	136	69	72	.354	13	9

STARTERS LOST (3)

NO.	PLAYER	AVG.	GP-GS	AB	R	H	2B	3B	HR	RBI	BB	HP	SO	GDP	OB%	SF	SH	SB-ATT
1	Lauren Morizi	.296	53-53	159	35	47	16	0	3	25	26	0	16	1	.392	1	1	0-0
5	Madison Green	.221	53-53	131	24	29	4	0	6	16	12	0	24	0	.287	0	5	7-10
12	Nicole Archer	.275	51-51	138	25	38	6	0	8	32	13	0	33	1	.333	2	3	2-2

NO.	PLAYER	ERA	W-L	APP	GS	CG	SHO	SV	IP	H	R	ER	BB	K	OAVG.	WP	HBP
12	Nicole Archer	5.05	9-7	25	14	5	1	1	102.2	109	80	74	73	55	.272	10	14

OTHER LETTERWINNERS LOST (2)

NO.	PLAYER	AVG.	GP-GS	AB	R	H	2B	3B	HR	RBI	BB	HP	SO	GDP	OB%	SF	SH	SB-ATT
15	Sara Shier	.000	6-0	5	0	0	0	0	0	0	0	1	3	0	.167	0	0	0-0
25	Nikki Schroeder	.222	21-11	27	0	6	0	0	0	0	5	0	7	0	.344	0	0	0-0

OTHER LETTERWINNERS RETURNING (5)

NO.	PLAYER	AVG.	GP-GS	AB	R	H	2B	3B	HR	RBI	BB	HP	SO	GDP	OB%	SF	SH	SB-ATT
16	Alyssa Gospodarek	.206	24-10	34	4	7	2	1	1	5	1	2	6	0	.270	0	0	0-0
2	Kayla Gloady	.195	28-16	41	7	8	1	0	0	7	5	0	8	1	.277	1	0	0-0
8	Karlie Brady	.222	23-2	9	9	2	0	1	0	2	0	0	2	0	.222	0	2	2-3
22	A. Sandoval-Colon	.167	17-5	18	5	3	1	0	0	3	2	0	7	0	.250	0	0	0-0

NO.	PLAYER	ERA	W-L	APP	GS	CG	SHO	SV	IP	H	R	ER	BB	K	OAVG.	WP	HBP
11	Alyssa Lanktree-Dotson	6.24	6-7	27	12	4	0	0	76.1	112	80	68	44	45	.346	5	4

NEWCOMERS (7)

NO.	PLAYER	POS.	HT	B/T	YR	HOMETOWN/PREVIOUS SCHOOL
1	Amanda Domingo	OF	5-2	R/R	Fr.	Carlsbad, Calif./Carlsbad
10	Patricia Griffin	IF/OF	5-7	L/R	Fr.	Marlton, N.J./Cherokee
12	Tallie Woodson	P	5-8	L/L	Fr.	Van Nuys, Calif./Birmingham
15	Erynn Sobieski	P	5-10	R/R	So.	Logan Township, N.J./GCIT (Univ. of Albany)
18	Samantha Offenback	C	5-7	R/R	Fr.	Levittown, Pa./Neshaminy
19	Schae Dickson	IF	5-10	R/R	Fr.	Wilmington, N.C./Eugene Ashley
24	Evie Claussell	IF	5-8	R/R	Fr.	Hamilton, N.J./The Peddie School

ROSTER BY CLASS

Seniors (5): West, Cosio, Lopez, Gospodarek, Sandoval-Colon


Juniors (5): Procter, Lanktree-Dotson, Gloady, Mulholland, Brady

Sophomores (3): Zamora, Vazquez, Sobieski

Freshmen (6): Domingo, Griffin, Woodson, Offenback, Dickson, Claussell

**#9 CELINNA COSIO****IF/OF • Senior • R/R****San Diego, Calif.****Bonita Vista**

Year	avg	gp-gs	ab	r	h	2b	3b	hr	rbi	tb	slg%	bb	hbp	so	gdp	ob%	sf	sh	sb-att	po	a	e	fld%
2013	.188	43-34	101	10	19	2	0	2	14	27	.267	7	2	21	1	.252	1	0	0-0	194	23	5	.977
2014	.177	34-22	62	3	11	1	0	1	4	15	.242	4	2	13	1	.250	0	2	0-0	61	2	4	.940
2015	.291	45-41	117	19	34	2	2	7	29	61	.521	10	2	22	2	.348	3	2	0-0	214	7	3	.987
TOTAL	.229	122-97	280	32	64	5	2	10	47	103	.368	21	6	56	4	.293	4	4	0-0	469	32	12	.977

**#16 ALYSSA GOSPODAREK****1B • Senior • R/R****Philadelphia, Pa.****Archbishop Ryan**

Year	avg	gp-gs	ab	r	h	2b	3b	hr	rbi	tb	slg%	bb	hbp	so	gdp	ob%	sf	sh	sb-att	po	a	e	fld%
2013	.250	17-5	28	2	7	1	0	0	3	8	.286	1	1	6	1	.300	0	0	0-0	44	2	4	.920
2014	.184	35-30	76	3	14	2	0	1	4	19	.250	1	0	15	0	.195	0	0	0-0	214	9	6	.974
2015	.206	24-10	34	4	7	2	1	1	5	14	.412	1	2	6	0	.270	0	0	0-0	27	2	2	.935
TOTAL	.203	76-45	138	9	28	5	1	2	12	41	.297	3	3	27	1	.236	0	0	0-0	285	13	12	.961

**#14 ARIANA LOPEZ****IF/OF • Senior • R/R****Oxnard, Calif.****Oxnard**

Year	avg	gp-gs	ab	r	h	2b	3b	hr	rbi	tb	slg%	bb	hbp	so	gdp	ob%	sf	sh	sb-att	po	a	e	fld%
2013	.269	54-40	134	10	36	7	0	3	21	52	.388	3	2	25	0	.289	3	0	0-0	31	93	3	.976
2014	.233	45-25	90	8	21	3	0	2	11	30	.333	8	2	18	0	.310	0	2	0-1	35	15	3	.943
2015	.273	49-38	99	15	27	8	0	5	19	50	.505	4	5	19	0	.333	0	1	3-3	35	3	0	1.000
TOTAL	.260	148-103	323	33	84	18	0	10	51	132	.409	15	9	62	0	.309	3	3	3-4	101	111	6	.972

**#4 WHITNEY WEST****OF • Senior • L/R****West Hills, Calif.****El Camino Real**

Year	avg	gp-gs	ab	r	h	2b	3b	hr	rbi	tb	slg%	bb	hbp	so	gdp	ob%	sf	sh	sb-att	po	a	e	fld%
2013	.339	55-50	165	26	56	2	5	0	14	68	.412	6	0	22	0	.360	1	8	14-17	42	2	5	.898
2014	.317	55-54	189	29	60	7	4	0	10	75	.397	3	1	27	0	.332	0	2	17-22	73	1	3	.961
2015	.348	50-49	158	32	55	6	4	0	20	69	.437	11	2	28	0	.398	0	1	13-13	55	2	2	.966
TOTAL	.334	160-153	512	87	171	15	13	0	44	212	.414	20	3	77	0	.362	1	11	44-52	170	5	10	.946



#22 ASHLEY SANDOVAL COLON

OF • Senior • L/R
San Fernando, Calif.
College of the Canyons

Year	avg	gp-gs	ab	r	h	2b	3b	hr	rbi	tb	slg%	bb	hbp	so	gdp	ob%	sf	sh	sb-att	po	a	e	fld%
2015	.167	17-5	18	5	3	1	0	0	3	4	.222	2	0	7	0	.250	0	0	0-0	5	0	0	1.000
TOTAL	.167	17-5	18	5	3	1	0	0	3	4	.222	2	0	7	0	.250	0	0	0-0	5	0	0	1.000



#8 KARLIE BRADY

OF • Junior • L/R
Poughkeepsie, N.Y.
Arlington

Year	avg	gp-gs	ab	r	h	2b	3b	hr	rbi	tb	slg%	bb	hbp	so	gdp	ob%	sf	sh	sb-att	po	a	e	fld%
2014	.111	40-5	18	7	2	0	0	0	0	2	.111	0	0	5	0	.111	0	2	0-2	9	0	0	1.000
2015	.222	23-2	9	9	2	0	1	0	2	4	.444	0	0	2	0	.222	0	2	2-3	2	0	1	.667
TOTAL	.148	63-7	27	16	4	0	1	0	2	6	.222	0	0	7	0	.148	0	4	2-5	11	0	1	.917



#2 KAYLA GLOADY

IF • Junior • R/R
Temecula, Calif.
Great Oak


Year	avg	gp-gs	ab	r	h	2b	3b	hr	rbi	tb	slg%	bb	hbp	so	gdp	ob%	sf	sh	sb-att	po	a	e	fld%
2014	.241	54-53	145	11	35	4	0	1	18	42	.290	12	3	18	0	.311	1	3	0-1	88	76	5	.970
2015	.195	28-16	41	7	8	1	0	0	7	9	.220	5	0	8	1	.277	1	0	0-0	86	17	2	.981
TOTAL	.231	82-69	186	18	43	5	0	1	25	51	.274	17	3	26	1	.303	2	3	0-1	174	93	7	.974



#11 ALYSSA LANKTREE-DOTSON

P • Junior • R/R
Merritt Island, Fla.
Merritt Island

Year	era	w-l	app	qs	cg	sho	sv	ip	h	r	er	bb	so	2b	3b	hr	bf	bavg	wp	hbp	bk	sfa	sha
2014	5.47	1-1	22	1	0	0/0	0	32.0	28	29	25	25	33	5	4	2	149	.237	6	3	1	2	1
2015	6.24	6-7	27	12	4	0/0	0	76.1	112	80	68	44	45	15	3	16	383	.346	5	4	0	2	9
TOTAL	6.01	7-8	49	13	4	0/0	0	108.1	140	109	93	69	78	20	7	18	532	.317	11	7	1	4	10



#33 KYLIE MULHOLLAND

UTIL • Junior • R/R

Sewell, N.J.

Coastal Carolina

Year	avg	gp-gs	ab	r	h	2b	3b	hr	rbi	tb	slg%	bb	hbp	so	gdp	ob%	sf	sh	sb-att	po	a	e	fld%
2015	.276	48-46	127	25	35	10	0	4	17	57	.449	14	2	23	1	.354	1	3	3-3	61	20	3	.964
TOTAL	.276	48-46	127	25	35	10	0	4	17	57	.449	14	2	23	1	.354	1	3	3-3	61	20	3	.964



#24 SHELLEY PROCTER

P • Junior • R/R

Carlsbad, Calif.

Carlsbad

Year	era	w-l	app	gs	cg	sho	sv	ip	h	r	er	bb	so	2b	3b	hr	bf	bavg	wp	hbp	bk	sfa	sha
2014	3.58	13-17	40	31	9	3/0	1	187.2	192	106	96	93	112	31	7	21	855	.266	9	8	2	2	28
2015	6.52	8-16	38	27	13	3/0	2	146.0	227	159	136	69	72	33	5	25	741	.354	13	9	0	7	15
TOTAL	4.87	21-33	78	58	22	6/0	3	333.2	419	265	232	162	184	64	12	46	1596	.307	22	17	2	9	43



#19 ANGIE VAZQUEZ

IF • Sophomore • R/R

Santa Ana, Calif.

El Modena

Year	avg	gp-gs	ab	r	h	2b	3b	hr	rbi	tb	slg%	bb	hbp	so	gdp	ob%	sf	sh	sb-att	po	a	e	fld%
2015	.224	51-51	152	17	34	6	0	3	19	49	.322	6	6	18	0	.280	0	0	0-0	40	75	10	.920
TOTAL	.224	51-51	152	17	34	6	0	3	19	49	.322	6	6	18	0	.280	0	0	0-0	40	75	10	.920



#7 VICTORIA ZAMORA

C • Sophomore • R/R

Orange, Calif.

El Modena

Year	avg	gp-gs	ab	r	h	2b	3b	hr	rbi	tb	slg%	bb	hbp	so	gdp	ob%	sf	sh	sb-att	po	a	e	fld%
2015	.306	52-52	134	29	41	3	2	6	25	66	.493	15	21	11	1	.453	0	1	11-12	172	25	7	.966
TOTAL	.306	52-52	134	29	41	3	2	6	25	66	.493	15	21	11	1	.453	0	1	11-12	172	25	7	.966



#24 EVIE CLAUSSELL

IF • Freshman • R/R
Hamilton, N.J.
The Peddie School



#19 SCHAE DICKSON

IF • Freshman • R/R
Wilmington, N.C.
Eugene Ashley



#1 AMANDA DOMINGO

OF • Freshman • R/R
Carlsbad, Calif.
Carlsbad



#10 PATRICIA GRIFFIN

IF/OF • Freshman • L/R
Marlton, N.J.
Cherokee



#18 SAMANTHA OFFENBACK

C • Freshman • R/R
Levittown, Pa.
Neshaminy



#15 ERYNN SOBIESKI

P • Sophomore • R/R
Logan Township, N.J.
GCIT (Albany)



#12 TALLIE WOODSON

P • Freshman • L/L
Van Nuys, Calif.
Birmingham

NEWCOMERS

2015 RESULTS

OVERALL: 23-30 NORTHEAST CONFERENCE: 10-6 HOME: 9-1 AWAY: 5-13 NEUTRAL: 9-16

Date	Opponent	Score	W/L	R-H-E	R-H-E	Inn.	Record	NEC	Pitcher of Record
Feb 06, 2015	vs. Kansas ¹	0-8	L	0-1-1	8-10-1	5	0-1-0	0-0-0	PROCTER (L 0-1)
Feb 06, 2015	vs. Georgia Tech ¹	4-3	W	4-5-1	3-3-3	7	1-1-0	0-0-0	ARCHER (W 1-0)
Feb 07, 2015	vs. Arkansas ¹	0-8	L	0-3-0	8-10-1	5	1-2-0	0-0-0	PROCTER (L 0-2)
Feb 07, 2015	vs. Penn State ¹	1-9	L	1-3-0	9-11-1	5	1-3-0	0-0-0	ARCHER (L 1-1)
Feb 08, 2015	at Florida Atlantic ¹	0-7	L	0-4-4	7-5-2	7	1-4-0	0-0-0	PROCTER (L 0-3)
Feb 13, 2015	vs. Memphis ²	6-8	L	6-5-0	8-8-2	7	1-5-0	0-0-0	PROCTER (L 0-4)
Feb 13, 2015	vs. Purdue ²	6-7	L	6-7-1	7-10-2	7	1-6-0	0-0-0	LANKTREE (L 0-1)
Feb 14, 2015	vs. Purdue ²	0-12	L	0-5-0	12-15-0	5	1-7-0	0-0-0	LANKTREE (L 0-2)
Feb 14, 2015	at FIU ²	4-12	L	4-10-3	12-7-0	5	1-8-0	0-0-0	ARCHER (L 1-2)
Feb 15, 2015	at FIU ²	1-2	L	1-3-2	2-7-3	7	1-9-0	0-0-0	PROCTER (L 0-5)
Feb 19, 2015	vs. South Carolina ³	3-7	L	3-7-0	7-10-1	7	1-10-0	0-0-0	ARCHER (L 1-3)
Feb 20, 2015	vs. Kentucky ³	3-5	L	3-6-1	5-13-1	7	1-11-0	0-0-0	PROCTER (L 0-6)
Feb 21, 2015	vs. Cal Poly ³	2-7	L	2-7-1	7-12-2	7	1-12-0	0-0-0	PROCTER (L 0-7)
Feb 22, 2015	vs. California ³	1-11	L	1-5-2	11-11-1	6	1-13-0	0-0-0	PROCTER (L 0-8)
Feb 27, 2015	vs. Florida A&M ⁴	8-4	W	8-7-1	4-5-3	7	2-13-0	0-0-0	PROCTER (W 1-8)
Feb 27, 2015	vs. Iowa ⁴	2-10	L	2-5-0	10-10-0	5	2-14-0	0-0-0	PROCTER (L 1-9)
Feb 28, 2015	vs. Princeton ⁴	5-4	W	5-6-2	4-10-0	7	3-14-0	0-0-0	LANKTREE (W 1-2)
Mar 01, 2015	at UCF ⁴	0-2	L	0-1-0	2-4-0	7	3-15-0	0-0-0	ARCHER (L 1-4)
Mar 06, 2015	vs. Quinnipiac ⁵	9-0	W	9-7-0	0-2-1	5	4-15-0	0-0-0	PROCTER (W 2-9)
Mar 06, 2015	at Florida Gulf Coast ⁶	1-7	L	1-3-1	7-9-1	7	4-16-0	0-0-0	ARCHER (L 1-5)
Mar 07, 2015	vs. Boston Univ. ⁵	10-7	W	10-11-1	7-12-1	(10)	5-16-0	0-0-0	LANKTREE (W 2-2)
Mar 07, 2015	vs. Pittsburgh ⁵	1-6	L	1-9-1	6-10-0	7	5-17-0	0-0-0	LANKTREE (L 2-3)
Mar 08, 2015	vs. Quinnipiac ⁵	8-0	W	8-9-1	0-4-1	6	6-17-0	0-0-0	PROCTER (W 3-9)
Mar 13, 2015	vs. Purdue ⁶	1-9	L	1-2-1	9-13-0	5	6-18-0	0-0-0	LANKTREE (L 2-4)
Mar 13, 2015	vs. Florida A&M ⁶	5-0	W	5-7-2	0-2-5	7	7-18-0	0-0-0	PROCTER (W 4-9)
Mar 14, 2015	vs. Boston Univ. ⁶	3-11	L	3-7-3	11-10-0	6	7-19-0	0-0-0	PROCTER (L 4-10)
Mar 14, 2015	vs. Maine ⁶	4-2	W	4-10-0	2-8-2	7	8-19-0	0-0-0	ARCHER (W 2-5)
Mar 15, 2015	vs. Massachusetts ⁶	3-2	W	3-8-0	2-5-4	7	9-19-0	0-0-0	PROCTER (W 5-10)
Mar 25, 2015	at St. John's	1-9	L	1-3-1	9-11-0	6	9-20-0	0-0-0	PROCTER (L 5-11)
Mar 29, 2015	WAGNER*	10-4	W	10-8-2	4-9-6	7	10-20-0	1-0-0	LANKTREE (W 3-4)
Mar 29, 2015	WAGNER*	5-4	W	5-10-1	4-8-2	7	11-20-0	2-0-0	LANKTREE (W 4-4)
Apr 01, 2015	SAINT JOSEPH'S	11-9	W	11-12-2	9-11-0	7	12-20-0	2-0-0	LANKTREE (W 5-4)
Apr 03, 2015	at Fairleigh Dickinson*	0-7	L	0-2-1	7-9-0	7	12-21-0	2-1-0	PROCTER (L 5-12)
Apr 03, 2015	at Fairleigh Dickinson*	13-2	W	13-15-0	2-6-3	5	13-21-0	3-1-0	LANKTREE (W 6-4)
Apr 11, 2015	at Sacred Heart*	1-8	L	1-2-0	8-9-0	7	13-22-0	3-2-0	LANKTREE (L 6-5)
Apr 11, 2015	at Sacred Heart*	3-0	W	3-9-0	0-2-1	7	14-22-0	4-2-0	ARCHER (W 3-5)
Apr 15, 2015	at Hofstra	0-8	L	0-2-1	8-9-0	5	14-23-0	4-2-0	PROCTER (L 5-13)
Apr 18, 2015	at Robert Morris*	2-4	L	2-7-0	4-7-1	7	14-24-0	4-3-0	PROCTER (L 5-14)
Apr 18, 2015	at Robert Morris*	5-6	L	5-11-1	6-9-1	7	14-25-0	4-4-0	LANKTREE (L 6-6)
Apr 19, 2015	at Saint Francis*	5-1	W	5-8-0	1-3-0	7	15-25-0	5-4-0	PROCTER (W 6-14)
Apr 19, 2015	at Saint Francis*	8-9	L	8-11-1	9-15-0	(8)	15-26-0	5-5-0	ARCHER (L 3-6)
Apr 25, 2015	BRYANT*	3-12	L	3-5-0	12-12-0	6	15-27-0	5-6-0	PROCTER (L 6-15)
Apr 25, 2015	BRYANT*	3-2	W	3-7-0	2-5-0	7	16-27-0	6-6-0	ARCHER (W 4-6)
Apr 26, 2015	MOUNT ST. MARY'S*	10-2	W	10-11-0	2-4-2	5	17-27-0	7-6-0	ARCHER (W 5-6)
Apr 26, 2015	MOUNT ST. MARY'S*	9-5	W	9-9-2	5-2-2	7	18-27-0	8-6-0	PROCTER (W 7-15)
Apr 28, 2015	at Rutgers	9-18	L	9-10-2	18-15-0	5	18-28-0	8-6-0	LANKTREE (L 6-7)
Apr 30, 2015	STONY BROOK	14-13	W	14-11-2	13-21-1	7	19-28-0	8-6-0	PROCTER (W 8-15)
May 02, 2015	CENTRAL CONNECTICUT*	5-4	W	5-6-1	4-5-0	7	20-28-0	9-6-0	ARCHER (W 6-6)
May 02, 2015	CENTRAL CONNECTICUT*	5-4	W	5-6-0	4-9-1	7	21-28-0	10-6-0	ARCHER (W 7-6)
May 07, 2015	at Robert Morris [^]	11-2	W	11-13-1	2-7-1	5	22-28-0	10-6-0	ARCHER (W 8-6)
May 08, 2015	vs. Central Connecticut [^]	2-6	L	2-4-0	6-10-2	7	22-29-0	10-6-0	ARCHER (L 8-7)
May 08, 2015	at Robert Morris [^]	12-1	W	12-8-0	1-5-3	5	23-29-0	10-6-0	ARCHER (W 9-7)
May 09, 2015	vs. Central Connecticut [^]	8-9	L	8-13-4	9-9-2	(8)	23-30-0	10-6-0	PROCTER (L 8-16)

* Northeast Conference game

Home games in **BOLD**[^] Northeast Conference Tournament (Moon Township, Pa.)¹ - FAU Kickoff Classic (Boca Raton, Fla.)² - Florida International Invitational (Miami, Fla.)³ - Mary Nutter Collegiate Classic (Cathedral City, Calif.)⁴ - UCF Knights Invitational (Orlando, Fla.)⁵ - Florida Gulf Coast Invitational (Fort Myers, Fla.)⁶ - USF Invitational (Clearwater, Fla.)



2015 OVERALL STATISTICS

Player	AVG	GP	GS	AB	R	H	2B	3B	HR	RBI	TB	SLG%	BB	HBP	SO	GDPOB%	SF	SH	SB	ATT	PO	A	E	FLD%	
WEST, Whitney	.348	50	49	158	32	55	6	4	0	20	69	.437	11	2	28	0	.398	0	1	13	13	55	2	2	.966
ZAMORA, Victoria	.306	52	52	134	29	41	3	2	6	25	66	.493	15	21	11	1	.453	0	1	11	12	172	25	7	.966
MORIZI, Lauren	.296	53	53	159	35	47	16	0	3	25	72	.453	26	0	16	1	.392	1	1	0	0	69	112	12	.938
COSIO, Celinna	.291	45	41	117	19	34	2	2	7	29	61	.521	10	2	22	2	.348	3	2	0	0	214	7	3	.987
MULHOLLAND, K.	.276	48	46	127	25	35	10	0	4	17	57	.449	14	2	23	1	.354	1	3	3	3	61	20	3	.964
ARCHER, Nicole	.275	51	51	138	25	38	6	0	8	32	68	.493	13	0	33	1	.333	2	3	2	2	23	38	2	.968
LOPEZ, Ariana	.273	49	38	99	15	27	8	0	5	19	50	.505	4	5	19	0	.333	0	1	3	3	35	3	0	1.000
VAZQUEZ, Angie	.224	51	51	152	17	34	6	0	3	19	49	.322	6	6	18	0	.280	0	0	0	0	40	75	10	.920
GREEN, Madison	.221	53	53	131	24	29	4	0	6	16	51	.389	12	0	24	0	.287	0	5	7	10	132	123	3	.988

SCHROEDER, N.	.222	21	11	27	0	6	0	0	0	0	6	.222	5	0	7	0	.344	0	0	0	0	49	0	3	.942
BRADY, Karlie	.222	23	2	9	9	2	0	1	0	2	4	.444	0	0	2	0	.222	0	2	2	3	2	0	1	.667
GOSPODAREK, A.	.206	24	10	34	4	7	2	1	1	5	14	.412	1	2	6	0	.270	0	0	0	0	27	2	2	.935
GLOADY, Kayla	.195	28	16	41	7	8	1	0	0	7	9	.220	5	0	8	1	.277	1	0	0	0	86	17	2	.981
SANDOVAL-COLON, A.	.167	17	5	18	5	3	1	0	0	3	4	.222	2	0	7	0	.250	0	0	0	0	5	0	0	1.000
SHIER, Sara	.000	6	0	5	0	0	0	0	0	0	0	.000	0	1	3	0	.167	0	0	0	0	0	0	0	.000
LANKTREE, A.	.000	3	3	0	0	0	0	0	0	0	0	.000	0	0	0	0	.000	0	0	0	0	1	8	1	.900
PROCTER, Shelley	.000	10	9	0	0	0	0	0	0	0	0	.000	0	0	0	0	.000	0	0	0	0	4	29	0	1.000
Totals	.271	53	53	1349	246	366	65	10	43	219	580	.430	124	41	227	7	.349	8	19	41	46	975	461	51	.966
Opponents	.328	53	53	1366	319	448	67	10	48	282	679	.497	186	27	172	4	.415	12	36	54	64	984	380	66	.954

LOB - Team (314), Opp (336). DPs turned - Team (20), Opp (20). CI - Team (0), Opp (1). IBB - Team (1), WEST 1, Opp (8).

Player	ERA	W	L	APP	GS	CG	SHO	CBO	SV	IP	H	R	ER	BB	SO	2B	3B	HR	AB	B/Avg	WP	HBP	BK	SFA	SHA
ARCHER, N.	5.05	9	7	25	14	5	1	0	1	102.2	109	80	74	73	55	19	2	7	401	.272	10	14	0	3	12
LANKTREE, A.	6.24	6	7	27	12	4	0	0	0	76.1	112	80	68	44	45	15	3	16	324	.346	5	4	0	2	9
PROCTER, S.	6.52	8	16	38	27	13	3	0	2	146.0	227	159	136	69	72	33	5	25	641	.354	13	9	0	7	15
Totals	5.97	23	30	53	53	22	4	0	3	325.0	448	319	277	186	172	67	10	48	1366	.328	28	27	0	12	36
Opponents	4.23	30	23	53	53	27	7	1	1	328.0	366	246	198	124	227	65	10	43	1349	.271	19	41	1	8	19

PB - Team (15), ZAMORA 14, MULHOLLAND 1, Opp (7). Pickoffs - Team (1), ZAMORA 1. SBA/ATT - ZAMORA (44-51), PROCTER (31-36), ARCHER (14-18), MULHOLLAND (9-12), LANKTREE (9-10), GLOADY (1-1).

2015 NORTHEAST CONFERENCE STATISTICS

Player	AVG	GP	GS	AB	R	H	2B	3B	HR	RBI	TB	SLG%	BB	HBP	SO	GDPOB%	SF	SH	SB	ATT	PO	A	E	FLD%	
ZAMORA, Victoria	.415	16	16	41	12	17	0	1	3	9	28	.683	5	8	2	0	.556	0	0	3	4	55	9	0	1.000
MORIZI, Lauren	.370	16	16	54	13	20	6	0	2	11	32	.593	5	0	8	0	.424	0	0	0	0	16	46	3	.954
COSIO, Celinna	.356	16	16	45	9	16	1	1	4	15	31	.689	5	0	7	0	.404	2	1	0	0	125	3	2	.985
MULHOLLAND, Kylie	.340	16	16	47	10	16	4	0	3	5	29	.617	4	1	7	0	.404	0	1	2	2	21	3	0	1.000
ARCHER, Nicole	.304	16	16	46	9	14	2	0	5	14	31	.674	6	0	10	1	.385	0	1	2	2	20	0	0	1.000
GREEN, Madison	.244	16	16	45	7	11	1	0	2	5	18	.400	0	0	9	0	.244	0	1	3	5	46	37	0	1.000
LOPEZ, Ariana	.244	16	16	41	5	10	2	0	3	11	21	.512	1	1	8	0	.279	0	1	3	3	14	0	0	1.000
WEST, Whitney	.244	14	13	41	9	10	3	1	0	3	15	.366	6	0	11	0	.340	0	0	3	3	17	1	0	1.000
VAZQUEZ, Angie	.182	16	16	44	6	8	0	0	0	1	8	.182	4	2	10	0	.280	0	0	0	0	9	26	4	.897

SCHROEDER, Nikki	.667	3	0	3	0	2	0	0	0	0	2	.667	0	0	0	0	.667	0	0	0	0	0	0	0	.000
GLOADY, Kayla	.333	3	0	3	1	1	0	0	0	0	1	.333	0	0	0	0	.333	0	0	0	0	3	1	0	1.000
SANDOVAL-COLON, A.	.222	9	2	9	2	2	0	0	0	1	2	.222	0	0	4	0	.222	0	0	0	0	0	0	0	.000
GOSPODAREK, A.	.000	5	0	4	1	0	0	0	0	0	0	.000	0	0	0	0	.000	0	0	0	0	0	0	0	.000
SHIER, Sara	.000	2	0	2	0	0	0	0	0	0	0	.000	0	0	1	0	.000	0	0	0	0	0	0	0	.000
BRADY, Karlie	.000	6	1	1	3	0	0	0	0	0	0	.000	0	0	0	0	.000	0	0	2	3	1	0	0	1.000
PROCTER, Shelley	.000	2	2	0	0	0	0	0	0	0	0	.000	0	0	0	0	.000	0	0	0	0	1	14	0	1.000
LANKTREE, A.	.000	1	1	0	0	0	0	0	0	0	0	.000	0	0	0	0	.000	0	0	0	0	1	4	0	1.000
Totals	.298	16	16	426	87	127	19	3	22	75	218	.512	36	12	77	1	.368	2	5	18	22	311	164	9	.981
Opponents	.280	16	16	407	74	114	19	1	20	71	195	.479	54	8	51	0	.373	3	11	4	7	304	122	19	.957

LOB - Team (89), Opp (98). DPs turned - Team (8), Opp (5). IBB - Team (1), WEST 1, Opp (4).

Player	ERA	W	L	APP	GS	CG	SHO	CBO	SV	IP	H	R	ER	BB	SO	2B	3B	HR	AB	B/Avg	WP	HBP	BK	SFA	SHA
ARCHER, N.	3.37	5	1	9	5	2	1	0	0	45.2	38	25	22	28	25	8	0	5	171	.222	3	6	0	1	4
PROCTER, S.	5.40	2	3	9	6	4	0	0	2	35.0	44	28	27	13	9	7	0	8	139	.317	1	2	0	2	6
LANKTREE, A.	6.39	3	2	7	5	2	0	0	0	23.0	32	21	21	13	17	4	1	7	97	.330	2	0	0	0	1
Totals	4.73	10	6	16	16	8	1	0	2	103.2	114	74	70	54	51	19	1	20	407	.280	6	8	0	3	11
Opponents	4.77	6	10	16	16	8	1	0	0	101.1	127	87	69	36	77	19	3	22	426	.298	4	12	1	2	5

PB - Team (5), ZAMORA 5. Pickoffs - Team (1), ZAMORA 1. SBA/ATT - ZAMORA (4-7), ARCHER (1-3), PROCTER (2-3), LANKTREE (1-1).



NORTHEAST CONFERENCE SEASON REVIEW

2015 NEC STANDINGS

School	NEC	Pct.	Overall	Pct.
1. Robert Morris*	13-3	.813	26-23	.531
2. Central Connecticut*	12-4	.750	31-14	.689
3. Fairleigh Dickinson*	10-6	.625	16-20	.444
LIU Brooklyn*	10-6	.625	23-30	.434
5. Saint Francis U.	9-7	.563	31-19	.620
6. Bryant	8-8	.500	17-32	.347
7. Sacred Heart	5-11	.313	14-30	.318
8. Mount St. Mary's	4-12	.250	11-33	.250
9. Wagner	1-15	.063	9-25	.265

2015 NEC CHAMPIONSHIP RESULTS

May 7-9

Moon Township, Pa. • Robert Morris University

Day 1: #4 LIU Brooklyn 11, #1 Robert Morris 2 (5 inn.)

#2 Central Connecticut 2, #3 Fairleigh Dickinson 1 (8 inn.)

Day 2: #2 Central Connecticut 6, #4 LIU Brooklyn 2

#1 Robert Morris 2, #3 Fairleigh Dickinson 0

#4 LIU Brooklyn 12, #1 Robert Morris 1 (5 inn.)

Day 3: #2 Central Connecticut 9, #4 LIU Brooklyn 8 (8 inn.)

2015 ALL-NEC TEAMS

All-NEC First Team		All-NEC Second Team	
Laura Messina, CCSU	P	Megan Reiner, FDU	P
Nicole Sleith, RMU	P	Elle Madsen, BRY	P
Madelaine Wilen, FDU	C	Victoria Zamora, LIU	C
Alexis Bower, SFU	1B	Jordan Gurganus, RMU	1B
Alex Portesi, FDU	2B	Liana Ogata, BRY	2B
Madison Cabell, SFU	3B	Angelique Nieves, FDU	3B
Lauren Morizi, LIU	SS	Kelsey Parker, WAG	SS
Taylor Burger, BRY	OF	Tess Apke, RMU	OF
Ashley Gerhart, RMU	OF	Kristen Gabelt, RMU	OF
Taylor Parsons, SFU	OF	Kat Malcolm, CCSU	OF
Beth Lewis, WAG	DH	Haileigh Stocks, RMU	DH
Nicole Archer, LIU	UT	Hayley Bottino, BRY	UT

NEC Player of the Year

Taylor Parsons, SFU

NEC Rookie of the Year

Victoria Zamora, LIU

NEC Pitcher of the Year

Nicole Sleith, RMU

Coaching Staff of the Year

Robert Morris

NEC Golden Glove Award

Madison Green, LIU

Most Improved Player

Taylor Burger, BRY

LIU BROOKLYN ATHLETICS HALL OF FAME

Name	Title/Sports	Inducted	Name	Title/Sports	Inducted
Fateen Abdul-Baath	Women's Track and Field	2006	George Kalafatis	Baseball	2001
Jorge Acosta	Men's Soccer	2010	William "Dolly" King	Men's Basketball and Football	2000
Ricardo Aguilera	Men's Soccer	2015	Gerry Klivecka	Men's Soccer	2003
Maicol Antelo	Men's Soccer	2007	Ray Klivecka	Men's Soccer	2000
Jim Apicella	Baseball	2005	Ben "Red" Kramer	Men's Basketball	2005
Don Balsamo	Baseball	2010	Mickey Kydes	Men's Soccer	2005
George Barbezat	Men's Basketball	2009	William T. "Buck" Lai	Admin., Educator and Coach	2000
Lonnie Barton	Coach	2015	Barry Leibowitz	Men's Basketball	2002
Neal Baskin	Baseball	2011	Si Lobello	Men's Basketball	2004
Roslyn Beck	Admin., Educator and Coach	2000	Nichole Lopez	Women's Soccer/Lacrosse	2014
Clair F. Bee	Coach, Admin. and Educator	2000	Joseph Machnik	Men's Soccer Player and Coach	2001
Hank Beenders	Men's Basketball	2008	Dov Markus	Men's Soccer	2000
Jules Bender	Men's Basketball	2000	Dave Masciale	Men's Basketball	2013
Lamont Benjamin	Men's Track and Field	2011	Nick Megaloudis	Men's Soccer	2013
Thuy Bonagura	Softball	2002	Leo Merson	Men's Basketball	2013
Adrian Brewster	Men's Track and Field	2009	Fred Munsch	Men's Swimming	2013
Louis Brignoni	Men's Basketball	2015	Larry Newbold	Men's Basketball	2002
Fred Burton	Men's Basketball	2012	Margaret Nolan	Women's Cross Country	2004
Jineea Butler	Women's Basketball	2007	Ashley O'Connor	Women's Soccer	2015
Sal Campisi	Baseball	2000	Sharon Pascale	Softball	2012
Roger Chavez	Men's Soccer	2005	Shannon Payne	Softball	2014
Ted Childs	Athletic Trainer and Administrator	2001	Saverio "Pic" Picariello	Coach of Six Sports	2002
Richard Chinapoo	Men's Soccer	2001	Cristina Pintilie	Volleyball	2012
Riley Clarida	Men's Basketball	2005	Arnie Ramirez	Men's Soccer Player and Coach	2006
Terry Claudio	Softball	2008	Herbert Raubenheimer	Administrator and Coach	2001
Robert Cole	Men's Basketball	2014	Lesley Renninger	Softball	2005
Tiffany Cooley	Softball	2016	Hans-Peter Rietz	Men's Soccer	2007
Rosario Composto	Men's Soccer	2014	Ruben Rodriguez	Men's Basketball	2009
Kim Cori	Softball	2001	Gary Rosenthal	Men's Soccer Coach and Admin.	2002
Michael Couch	Baseball and Men's Basketball	2008	Roy Rubin	Basketball Coach and Admin.	2001
Jerry Donner	Administrator	2006	James Ruocchio	Baseball	2013
Tamika Dudley	Women's Basketball	2011	Marius Russo	Baseball and Men's Basketball	2003
Denise Eigner	Women's Basketball	2000	Giovanni Savarese	Men's Soccer	2009
Lorna Forde-Mitchell	Women's Track and Field	2000	Jeanette Saunders	Women's Basketball	2002
Tisha Franklin	Women's Track and Field	2007	Lorna Singleton	Women's Basketball	2010
Mike Gansell	Men's Tennis	2008	Ossie Schectman	Men's Basketball	2000
Frank Giannone	Baseball Player and Coach	2006	Bob Smith	Men's Basketball	2009
Bob Gesslein	Administration	2011	Ron Solomine	Baseball	2015
Albie Grant	Men's Basketball	2001	John Stavros	Men's Soccer	2014
John Grasser	Men's Soccer	2011	Bryan Steele	Men's Track & Field	2016
Luther Green	Men's Basketball	2003	Larissa Swartzlander	Women's Soccer	2009
Joe Griffin	Men's Basketball	2010	James "Tommy" Thompson	Coach and Administrator	2008
Camilla Harris	Women's Track and Field	2012	Irv Torgoff	Men's Basketball	2001
Alan Hernandez	Men's Basketball	2011	Carlo Tramontozzi	Men's Soccer	2004
Louis Hernandez	Baseball	2012	Charles "Doc" Turner	Athletic Trainer	2002
Art Hillhouse	Men's Basketball	2007	Steve Turner	Men's Tennis	2002
Richard "Dick" Holub	Men's Basketball	2006	Maria Vago	Women's Tennis	2001
Sam Isajar	Men's Soccer	2012	Ivana Vasiljevic	Volleyball	2013
Clair Isacson-Merle	Women's Track and Field	2001	Stephanie White	Softball	2011
Ron Jabusch	Men's Soccer	2003	Shauna Wilde	Women's Golf	2015
Lizelle Jackson	Volleyball	2016	Chris Zook	Wrestling	2016
Ed "Cornflakes" Johnson	Men's Basketball	2010	1935-36 Team	Men's Basketball	2009
Walter Jones	Men's Basketball	2006	1966 Team	Men's Soccer	2008
Natalie Jufer	Softball	2003	1967-68 Team	Men's Basketball	2007

2016 LIU BROOKLYN SOFTBALL



Career Records

Batting Average (Min. 200 AB)

1. Carrie Obrion 397 1995-98
2. Randi Gillespie 387 2005-07
3. Bianca Mejia 384 2009-11
4. Kim Schumm 364 1997-99
5. Kim Cori 362 1983-86
6. Natalie Jufer 360 1988-91
7. Lauren Morizi 345 2011-15
8. Tracy Schneider 336 1989-93
9. Kim Burke 334 1994-98
10. Marta Rohn 332 1989-92
11. Rosette Rough 331 2000-03

Games Played

1. Karina Cervantes 218 2010-13
Madison Green 218 2012-15
3. Madison Zymkowitz 213 2011-14
4. Sterling Hoham 211 2009-12
Sonia Zapata 209 2001-04
Sayde Marzolf 209 2001-04
7. Chelsea Martinson 208 2007-10
8. Tiffany Cooley 207 1999-02
Vanessa Mejia 207 2005-08
Mariessha Marker 207 2007-10
11. Briana Mathiesen 206 2002-05

At-Bats

1. Karina Cervantes 690 2010-13
2. Mariessa Marker 635 2007-10
3. Sayde Marzolf 634 2001-04
4. Vanessa Mejia 619 2005-08
5. Tiffany Cooley 618 1999-02
6. Sonia Zapata 617 2001-04
7. Briana Mathiesen 599 2002-05
8. Margie Foster 590 2000-04
9. Jessie DePippo 577 2004-08
10. Celina Castillo 575 2005-08

Runs Scored

1. Donna Spallanzani 143 1986-89
2. Marta Rohn 133 1989-92
3. Sayde Marzolf 130 2001-04
4. Rosette Rough 129 2000-03
5. Natalie Jufer 126 1988-91
6. Kim Cori 121 1983-86
7. Celina Castillo 120 2005-08
8. Randi Gillespie 119 2005-07
9. Mariessa Marker 118 2007-10
10. Leah Sanchez 113 1999-02
Bianca Mejia 113 2009-11

Hits

1. Randi Gillespie 195 2005-07
Vanessa Mejia 195 2005-08
3. Tiffany Cooley 191 1999-02
Mariessa Marker 191 2007-10
5. Sayde Marzolf 190 2001-04
6. Karina Cervantes 189 2010-13
7. Celina Castillo 188 2005-08
8. Rosette Rough 187 2000-03
9. Carrie Obrion 186 1995-98
Jessie DePippo 186 2005-08

Doubles

1. Lauren Morizi 52 2011-15
2. Vanessa Mejia 47 2005-08
3. Sonia Zapata 44 2001-04
4. Briana Mathiesen 40 2002-05
Jessie DePippo 40 2004-08
6. Bianca Mejia 40 2009-11
7. Tiffany Cooley 39 1999-02
8. Terri Claudio 33 1986-89
Randi Gillespie 33 2005-07
Celina Castillo 33 2005-08

Triples

1. Tracy Schneider 21 1989-93
2. Terri Claudio 18 1986-89
3. Ellen Bjorklund 15 1986-90
4. Marta Rohn 13 1989-92
Whitney West 13 2013
6. Carrie Obrion 12 1995-98
Sue Wensel 12 1991-94
8. Rosette Rough 10 2000-03
Natalie Jufer 10 1988-91
10. Janice Davidson 9 1989-92

Home Runs

1. Bianca Mejia 30 2009-11
2. Randi Gillespie 28 2005-07
3. Briana Mathiesen 27 2002-05
4. Nicole Archer 24 2012-15
5. Sonia Zapata 21 2001-04
6. Stephanie White 16 1997-99
Jessie DePippo 16 2004-08
8. Alicia Ciccarello 15 2000-04
Brynn Lewis 15 2007-10
10. Tracy Schneider 14 1989-93
Sharon Pascale 14 1992-95
Crystal Eubanks 14 2000-03

Runs Batted In

1. Sonia Zapata 125 2001-04
2. Terri Claudio 123 1986-89
Tracy Schneider 123 1989-93
4. Tiffany Cooley 120 1999-02
5. Briana Mathiesen 114 2002-05
6. Ellen Bjorklund 111 1986-90
7. Vanessa Mejia 109 2005-08
8. Sue Wensel 107 1991-94
9. Randi Gillespie 101 2005-07
10. Margie Foster 98 2000-04

Total Bases

1. Randi Gillespie 316 2005-07
2. Bianca Mejia 310 2009-11
3. Briana Mathiesen 297 2002-05
4. Sonia Zapata 294 2001-04
5. Vanessa Mejia 282 2005-08
Jessie DePippo 276 2004-08
7. Tiffany Cooley 273 1999-02
8. Rosette Rough 272 2000-03
9. Celina Castillo 267 2005-08
10. Mariessa Marker 265 2007-10

Slugging Percentage (Min. 200 AB)

1. Bianca Mejia 670 2009-11
2. Randi Gillespie 627 2005-07
3. Tracy Schneider 578 1989-93
4. Carrie Obrion 557 1995-98
5. Stephanie White 524 1997-99
6. Marta Rohn 511 1989-92
7. Natalie Jufer 507 1988-91
8. Sharon Pascale 500 1992-95
9. Briana Mathiesen 496 2002-05
10. Kim Cori 494 1983-86

Walks

1. Kim Cori 95 1983-86
2. Bianca Mejia 87 2009-11
3. Marta Rohn 85 1989-92
4. Donna Spallanzani 83 1986-89
5. Tina Olsen 82 1986-89
6. Celina Castillo 79 2005-08
7. Lauren Morizi 76 2011-15
8. Briana Mathiesen 75 2002-05
9. Leah Sanchez 71 1999-02
10. Eileen Murray 69 1985-88

On-Base Percentage (Min. 200 AB)

1. Kim Cori 492 1983-86
2. Bianca Mejia 488 2009-11
3. Randi Gillespie 461 2005-07
4. Carrie Obrion 444 1995-98
5. Natalie Jufer 437 1988-91
6. Marta Rohn 434 1989-92
7. Lauren Morizi 432 2011-15
8. Chris Ceruti 428 1988-89
9. Celina Castillo 424 2005-08
10. Gabriela Richeimer 410 1991-94
11. Sharon Pascale 403 1992-95

Stolen Bases

1. Donna Spallanzani 77 1986-89
2. Sayde Marzolf 65 2001-04
3. Rosette Rough 64 2000-03
4. Kim Cori 61 1983-86
5. Leah Sanchez 56 1999-02
6. Natalie Jufer 53 1988-91
7. Mariessa Marker 45 2007-10
Whitney West 44 2013
9. Tiffany Cooley 42 1999-02
10. Leah Glenn 31 2003-06

Putouts

1. Briana Mathiesen 1342 2002-05
2. Tiffany Cooley 1078 1999-02
3. Mariessa Marker 839 2007-10
4. Kim Schumm 760 1997-99
5. Emily Kakuska 741 2010-13
6. Tina Olsen 712 1986-89
7. Randi Gillespie 627 2005-07
8. Amanda MacIntosh 618 2008-11
9. Nichole Toven 505 2011-14
10. Kathy Waddilove 503 2000-03
Holly Erwin 503 2004-07

Assists

1. Margie Foster 523 2000-04
2. Jennifer Weber 508 1997-00
3. Madison Green 484 2012-15
4. Brynn Lewis 470 2007-10
5. Celina Castillo 448 2005-08
6. Sonia Zapata 430 2001-04
7. Sterling Hoham 408 2009-12
8. Bianca Mejia 388 2009-11
9. Lauren Morizi 373 2011-15
10. Kim Burke 366 1994-98

Fielding Percentage (Min. 200 Chances)

1. Jessie DePippo 993 2004-08
2. Mariessa Marker 987 2007-10
3. Emily Kakuska 987 2010-13
4. Briana Mathiesen 986 2002-05
5. Alissa Villanueva 985 2003-06
6. Stephanie Savre 984 2009
7. Tiffany Cooley 983 1999-02
8. Britnee Edwards 982 2006
Randi Gillespie 982 2005-07
10. Terri Claudio 980 1986-89

Earned Run Average (Min. 100 IP)

1. Lesley Renninger 1.02 1990-93
2. Thuy Bonagura 1.19 1988-91
3. Judy Gouveia 1.32 1985-87
4. Blaire Porter 1.84 2007-10
5. Tina Olsen 1.95 1986-89
6. Shannon Payne 1.99 1999-01
7. Debbie Gronert 2.04 1983
8. Jenny Giles 2.08 2006-09
9. Jennifer Davidson 2.16 1988-91
10. Crystal Eubanks 2.26 2000-03

Wins

1. Blaire Porter 80 2007-10
2. Jenny Giles 72 2006-09
3. Crystal Eubanks 65 2000-03
4. Shannon Payne 59 1999-01
5. Lesley Renninger 55 1990-93
6. Thuy Bonagura 53 1988-91
7. Judy Gouveia 50 1985-87
8. Kristin Mills 45 1995-98
9. Jackie Brown 41 2002-05
10. Jessica Busick 37 2004-06

Innings Pitched

1. Blaire Porter 797.2 2007-10
2. Jenny Giles 776.0 2006-09
3. Shannon Payne 623.0 1999-01
4. Crystal Eubanks 609.2 2000-03
5. Jackie Brown 548.0 2002-05
6. Cassie Vondrak 523.1 2012-14
7. Lesley Renninger 479.2 1990-93
8. Judy Gouveia 478.2 1985-87
9. Thuy Bonagura 454.2 1988-91
10. Kristin Mills 419.1 1995-98

Strikeouts

1. Blaire Porter 538 2007-10
2. Jenny Giles 481 2006-09
3. Crystal Eubanks 367 2000-03
4. Shannon Payne 309 1999-01
5. Tina Olsen 254 1986-89
6. Cassie Vondrak 241 2012-14
7. Judy Gouveia 230 1985-87
8. Lesley Renninger 218 1990-93
9. Jackie Brown 200 2002-05
10. Jessica Busick 189 2004-06

Appearances

1. Jenny Giles 139 2006-09
Blaire Porter 139 2007-10
3. Cassie Vondrak 113 2012-14
4. Jackie Brown 112 2002-05
5. Crystal Eubanks 111 2000-03
6. Shannon Payne 106 1999-01
7. Kristin Mills 95 1995-98
8. Katie Marscheck 92 1996-99
9. Christine Dragula 87 1993-96
10. Jessica Busick 85 2004-06

Shutouts

1. Jenny Giles 29 2006-09
2. Blaire Porter 23 2007-10
3. Shannon Payne 21 1999-01
4. Thuy Bonagura 19 1988-91
5. Lesley Renninger 17 1990-93
6. Crystal Eubanks 13 2000-03
7. Kristin Mills 10 1995-98
8. Jackie Brown 10 2002-05
9. Cassie Vondrak 8 2012-14
10. Christine Dragula 7 1993-96

Active players in bold.



Briana Matheson



Lauren Morizi

Single-Season Records

Batting Average (Min. 100 AB)

1. Randi Gillespie	443	2007
2. Carrie Obrion	439	1995
3. Terri Claudio	429	1987
4. Tina Olsen	423	1989
5. Kim Schumm	413	1997
6. Carrie Obrion	406	1998
7. Bianca Mejia	404	2009
8. Lauren Morizi	397	2013
9. Kim Burke	394	1998
10. Bianca Mejia	392	2010
Natalie Jufer	392	1989

At-Bats

1. Karina Cervantes	202	2013
2. Karina Cervantes	193	2012
3. Brynn Lewis	191	2010
4. Whitney West	189	2014
5. Randi Gillespie	183	2007
6. Chelsea Martinson	182	2010
7. Mariasha Marker	180	2010
8. Lauren Morizi	179	2013
9. Sterling Hoham	175	2012
Sayde Marzolf	178	2002

Runs Scored

1. Randi Gillespie	54	2007
2. Bianca Mejia	49	2010
Mariasha Marker	49	2010
Marta Rohn	49	1991
5. Donna Spallanzani	45	1988
6. Natalie Jufer	44	1989
7. Rosette Rough	43	2003
Natalie Jufer	43	1991
9. Tiffany Cooley	42	2001
Kim Cori	42	1986

Hits

1. Randi Gillespie	81	2007
2. Lauren Morizi	71	2013
3. Mariasha Marker	68	2010
4. Bianca Mejia	67	2010
Bianca Mejia	67	2009
6. Rosette Rough	63	2003
7. Randi Gillespie	62	2006
Kim Schumm	62	1997
9. Brynn Lewis	61	2010
Sayde Marzolf	61	2004

Doubles

1. Bianca Mejia	20	2010
2. Lauren Morizi	18	2013
Lauren Morizi	18	2014
4. Mariasha Marker	17	2010
5. Randi Gillespie	16	2007
Sonia Zapata	16	2002
Lauren Morizi	16	2015
8. Jessie DePippo	15	2008
Celina Castillo	15	2007
Sonia Zapata	15	2003
Carrie Obrion	15	1995

Triples

1. Terri Claudio	8	1988
Ellen Bjorklund	8	1988
3. Carrie Obrion	7	1995
Tracy Schneider	7	1989
5. Natalie Jufer	6	1991
Tracy Schneider	6	1991
7. seven tied at	5	

Home Runs

1. Bianca Mejia	14	2009
2. Bianca Mejia	12	2010
Briana Mathiesen	12	2005
4. Randi Gillespie	11	2006
5. Brynn Lewis	9	2010
Randi Gillespie	9	2007
Britnee Edwards	9	2006
8. Nicole Archer	8	2015
Nicole Archer	8	2012
Jessie DePippo	8	2007
Randi Gillespie	8	2005
Mandy Myers	8	1999

Runs Batted In

1. Tiffany Cooley	44	2001
2. Randi Gillespie	42	2006
Carrie Obrion	42	1995
Brynn Lewis	42	2010
5. Terri Claudio	41	1987
6. Sonia Zapata	40	2002
7. Sterling Hoham	39	2012
Tracy Schneider	39	1991
Marta Rohn	39	1991
Ellen Bjorklund	39	1988

Total Bases

1. Bianca Mejia	125	2010
2. Randi Gillespie	124	2007
3. Bianca Mejia	123	2009
4. Mariasha Marker	109	2010
5. Randi Gillespie	107	2006
6. Rosette Rough	104	2003
7. Carrie Obrion	99	1995
8. Brynn Lewis	97	2010
9. Briana Mathiesen	94	2005
Lauren Morizi	94	2013

Slugging Percentage (Min. 100 AB)

1. Carrie Obrion750	1995
2. Bianca Mejia741	2009
3. Bianca Mejia731	2010
4. Randi Gillespie678	2007
5. Marta Rohn670	1991
6. Briana Mathiesen662	2005
7. Ellen Bjorklund652	1988
8. Rosette Rough630	2003
9. Randi Gillespie622	2006
10. Mariasha Marker606	2010

Walks

1. Bianca Mejia	37	2011
2. Bianca Mejia	31	2010
3. Donna Spallanzani	30	1988
Lauren Morizi	30	2014
5. Eileen Murray	29	1988
6. Raylene Asman	28	2007
7. Kim Cori	27	1984
8. Tina Olsen	26	1988
Celina Castillo	26	2005
Randi Gillespie	26	2006
Nichole Toven	26	2012
Lauren Morizi	26	2015

On-Base Percentage (Min. 100 AB)

1. Randi Gillespie521	2007
2. Marta Rohn489	1991
3. Bianca Mejia485	2010
4. Bianca Mejia479	2009
5. Carrie Obrion477	1998
6. Celina Castillo476	2007
7. Ellen Bjorklund471	1988
8. Carrie Obrion464	1995
9. Lauren Morizi460	2013
10. Natalie Jufer459	1989
11. Kim Cori458	1985

Stolen Bases

1. Sayde Marzolf	27	2001
2. Donna Spallanzani	26	1989
3. Rosette Rough	23	2002
Natalie Jufer	23	1989
5. Leah Sanchez	19	1999
Kim Cori	19	1985
7. Mariasha Marker	18	2008
Rosette Rough	18	2003
Donna Spallanzani	18	1987
10. Kim Cori	17	1986
Donna Spallanzani	17	1986
Whitney West	17	2014

Putouts

1. Randi Gillespie	433	2007
2. Amanda MacIntosh	431	2010
Briana Mathiesen	431	2004
4. Tiffany Cooley	418	2001
5. Vanessa Mejia	401	2008
6. Holly Erwin	387	2006
7. Emily Kakuska	385	2012
8. Stephanie Savre	365	2009
9. Kim Schumm	357	1997
10. Kim Schumm	355	1998

Assists

1. Sonia Zapata	182	2003
2. Margie Foster	160	2002
3. Krystal Mejia	159	2004
4. Kim Burke	154	1998
5. Sterling Hoham	153	2012
Jennifer Weber	153	1997
7. Bianca Mejia	151	2010
Maureen Jaquot	151	1997
9. Margie Foster	141	2003
10. Bianca Mejia	140	2009

Field Percentage (Min. 100 Chances)

1. Jessie DePippo	1.000	2008
Kathy Waddilove	1.000	2000
Nikki Schroeder	1.000	2014
4. Mariasha Marker996	2008
5. Jessie DePippo995	2007
6. Mariasha Marker993	2007
Jessie DePippo993	2005
8. Emily Kakuska992	2013
Kim Schumm992	1998
10. Brooklynn York991	2013
Randi Gillespie991	2007

Games Played

1. Karina Cervantes	59	2012
Sterling Hoham	59	2012
3. Lauren Morizi	57	2013
Karina Cervantes	57	2013
Jazmin Rodriguez	57	2012
Emily Kakuska	57	2012
Mariasha Marker	57	2010
Brynn Lewis	57	2010
Chelsea Martinson	57	2010
Raylene Asman	57	2010
Holly Erwin	57	2006

Earned Run Average (Min. 75 IP)

1. Thuy Bonagura	0.58	1991
2. Lesley Renninger	0.77	1992
3. Lesley Renninger	0.98	1990
4. Blaire Porter	1.01	2008
5. Judy Gouveia	1.04	1985
6. Lesley Renninger	1.07	1991
7. Thuy Bonagura	1.26	1988
8. Lesley Renninger	1.31	1993
9. Thuy Bonagura	1.32	1989
10. Judy Gouveia	1.40	1987

Wins

1. Blaire Porter	29	2010
2. Shannon Payne	26	2001
3. Jenny Giles	22	2006
Kristin Mills	22	1998
5. Crystal Eubanks	21	2002
Shannon Payne	21	1999
7. Blaire Porter	20	2008
Jenny Giles	20	2007
9. Judy Gouveia	19	1987
10. Crystal Eubanks	18	2000
Lesley Renninger	18	1992

Innings Pitched

1. Jenny Giles	266.2	2006
2. Blaire Porter	242.0	2010
3. Shannon Payne	236.1	2001
4. Cassie Vondrak	233.0	2013
5. Shannon Payne	225.1	1999
6. Jenny Giles	216.2	2007
7. Crystal Eubanks	205.2	2002
8. Blaire Porter	200.2	2008
9. Blaire Porter	195.2	2009
10. Judy Gouveia	190.0	1987


Strikeouts

1. Blaire Porter	208	2008
2. Jenny Giles	176	2006
3. Blaire Porter	171	2010
4. Blaire Porter	170	2009
5. Blaire Porter	160	2007
6. Jenny Giles	137	2007
7. Shannon Payne	125	2001
8. Shelley Procter	112	2014
9. Crystal Eubanks	108	2002
10. Crystal Eubanks	105	2000

Shutouts

1. Shannon Payne	12	2001
2. Blaire Porter	10	2008
Jenny Giles	10	2007
Lesley Renninger	10	1992
5. Jenny Giles	8	2006
6. Blaire Porter	7	2010
Thuy Bonagura	7	1991
8. Shannon Payne	6	1999
9. five tied at	5	

Active players in bold.





ALL-TIME ROSTER

- A -

Anderson, Erica	2003
Andreano, Allison	2006
Archer, Nicole	2012-15
Asman, Raylene	2007-10
Azumbrado, Cory	1984-87

- B -

Barone, Donna	1996-99
Beauchman, Renae	2007-09
Bjorklund, Ellen	1986-90
Blackman, Allison	2012-13
Bonagura, Thuy	1988-91
Brady, Karlie	2014
Brannan, Amy	2000
Brown, Jackie	2002-05
Bryden, Jennifer	2008
Burke, Kim	1994-98
Buscemi, Jessica	1996-99
Busick, Jessica	2004-06
Buskey, Lori	1985

- C -

Calderon, Ariana	2011-12
Carnamolla, Rose	1983
Caruso, Gianna	1997-01
Caso, Alexis	2009
Castillo, Celina	2005-08
Ceruti, Chris	1988-89
Cervantes, Karina	2010-13
Ciccarello, Alicia	2000-04
Clark, Nicole	1993-96
Claudio, Terri	1986-89
Cooley, Tiffany	1999-02
Cori, Doreen	1988-91
Cori, Kim	1983-86
Cori, Maureen	1987-88
Cosio, Celinna	2013
Costello, Sue	1985
Crosby, Chelsea	2002-05

- D -

Davidson, Janice	1989-92
Davidson, Jennifer	1988-91
Davis, Danielle	1994-97
Delile, Tammy	1982-84
DePippo, Jessie	2004-08
Devan, Amanda	2007-09
DeVincentis, Diane	1982-85
DeVivo, Chris	1986-88
DeVivo, Lynn	1986-89
Diaz, Andrea	2007
Dittmeier, Barbara	1982-83
Dragula, Christine	1993-96

- E -

Edwards, Britnee	2006
Ervin, Ayzsha	2008
Erwin, Holly	2004-07
Eubanks, Crystal	2000-03

- F -

Furiano, Della	1984
Foster, Margie	2000-04

- G -

Genduso, Nancy	1992-94
Gianturco, Mary Joe	1994
Giles, Jenny	2006-09
Gillespie, Randi	2005-07
Giordani, Karen	1982-83
Glenn, Leah	2003-06
Gloady, Kayla	2014
Gonzalez, Idilia	1997
Gospodarek, Alyssa	2013
Gouveia, Judy	1985-87
Green, Madison	2012-15
Grekstas, Cynthia	1997
Gronert, Debbie	1983
Guinta, Sue	1992

- H -

Hoham, Sterling	2009-12
-----------------	---------

- J -

Jackson, Kathy	1982
Jacquot, Maureen	1996-99
James, Petrona	1982
Jufer, Natalie	1988-91

- K -

Kakuska, Emily	2010-13
Kalyka, Kristy	1992-95
Kansky, Stephanie	2006
Kemp, Lauren	2008-09

- L -

Lanktree-Dotson, Alyssa	2014
Lewis, Brynn	2007-2010
Lewis, Erika	1993-96
Lopez, Ariana	2013
Lopez, Nichole	2006
Lucus, Mary	1982, 1984-85
Lynch, Jennifer	1992-93

- M -

MacIntosh, Amanda	2008-11
Marker, Mariasha	2007-2010
Marsheck, Katie	1996-99
Martinson, Chelsea	2007-2010
Marzolf, Sayde	2001-04
Mathiesen, Briana	2002-05
Mejia, Bianca	2009-11
Mejia, Krystal	2004-06
Mejia, Vanessa	2005-2008
Melero, Brianna	2010-11
McAlister, Lauryn	1997-00
McAlister, Meredith	2000-01
McGlynn, Coleen	1991-93
McIver, Petheria	1982-85
Miller, Amy	1991-94
Mills, Kristin	1995-98
Mitchell, Stella	1987
Morizi, Lauren	2011-15
Mulholland, Kylie	2015
Murphy, Brittany	2005-08
Murray, Eileen	1985-88
Myers, Mandy	1998-01

- N -

Nasso, Carla	1982-84
--------------	---------

- O -

Obrion, Carrie	1995-98
Olsen, Tina	1986-89
Ostermann, Lisa	1987-90

- P -

Palintieri, Maria	1995
Pascale, Sharon	1992-95
Payne, Shannon	1999-01
Perez, Dee	1985-89
Perretta, Annette	1983-86
Porter, Blaire	2007-2010
Procter, Shelley	2014
Push, Pat	1982-85

- R -

Renninger, Lesley	1990-93
Reynolds, Sarah	2010-12
Reynolds, Sophia	2002-03
Richeimer, Gabriela	1991-94
Rodriguez, Jazmin	2010-14
Rohn, Marta	1989-92
Rough, Rosette	2000-03

- S -

Sacer, Nicholle	1998-01
Sanchez, Leah	1999-02
Savre, Stephanie	2009
Schandelmayer, Brittany	2011
Schneider, Tracy	1989-93
Schroeder, Nikki	2014-15
Schumm, Kim	1997-99
Sheaf, Megan	2010-12
Shier, Sara	2013-15
Shipp, Paris	2012
Simon, Garcia	1982
Spallanzani, Donna	1986-89

- T -

Taylor, Zanthea	1982-83
Torres, Denise	1983
Toven, Nichole	2011-14
Tracy, Maureen	1986-90
Trapanotto, Marlyn	1983
Turcios, Vanessa	2002

- V -

Vazquez, Angie	2015
Villaneuva, Alissa	2003-06
Vondrak, Cassie	2012-14

- W -

Waddilove, Kathy	2000-03
Walker, Lindsay	2010-13
Walsh, Deborah	1984-85
Weber, Jennifer	1997-00
Wensel, Sue	1991-94
West, Whitney	2013
White, Heather	2011-14
White, Stephanie	1997-99
Williams, Karleen	1986
Winslow, Alyssa	2005-06

- X -

Xiques, Jennifer	1995-96
------------------	---------

- Y -

York, Brooklyn	2011-13
----------------	---------

- Z -

Zamora, Victoria	2015
Zapata, Sonia	2001-04
Zuk, Loretta	1982-83
Zymkowitz, Madison	2011-14

Active players in bold.



Shannon Payne



POSTSEASON AWARD WINNERS

NFCA/LOUISVILLE SLUGGER ALL-AMERICAN

Third Team

Rosette Rough.....	2003
Bianca Mejia.....	2009

LOUISVILLE SLUGGER/NFCA ALL-REGION

First Team

Crystal Eubanks.....	2000
Leah Sanchez.....	2000
Shannon Payne.....	2001
Tiffany Cooley.....	2001
Sonia Zapata.....	2001
Randi Gillespie.....	2005, 2006
Blaire Porter.....	2008, 2009, 2010
Renaë Beauchman.....	2009
Bianca Mejia.....	2009, 2010
Brynn Lewis.....	2010
Nichole Toven.....	2012

Second Team

Rosette Rough.....	2001
Crystal Eubanks.....	2002
Jessic Busick.....	2004
Krystal Mejia.....	2004
Jenny Giles.....	2006, 2007
Randi Gillespie.....	2007
Vanessa Mejia.....	2007
Celina Castillo.....	2008
Mariesha Marker.....	2010
Chelsea Martinson.....	2010
Nicole Archer.....	2015
Kylie Mulholland.....	2015

Third Team

Rosette Rough.....	2003
Victoria Zamora.....	2015

NFCA NORTHEAST REGION

Coaching Staff of the Year

Roy Kortmann, Bill Gehrke, Krystal Forbes, Jessie DePippo.....	2010
--	------

EASTON ALL-AMERICAN

Second Team

Randi Gillespie.....	2007
Blaire Porter.....	2008
Bianca Mejia.....	2009

ALL-ECAC DIVISION I TEAM

First Team

Sonia Zapata.....	2001
Bianca Mejia.....	2009, 2010

Second Team

Tiffany Cooley.....	2001
Blaire Porter.....	2008

Honorable Mention

Shannon Payne.....	2001
Rosette Rough.....	2002

Northeast Conference

20th Anniversary All-Sport Team

Leslie Renninger.....	2001
-----------------------	------

GTE/COSIDA ACADEMIC ALL-AMERICA

First Team

Natalie Jufer.....	1989, 1991
Gabriela Richeimer.....	1994
Jessie DePippo.....	2008

Second Team

Tammy Delile.....	1984
Sayde Marzolf.....	2002

Third Team

Lesley Renninger.....	1993
Stephanie White.....	1999

Jewish Sports Review All-America

Chelsea Martinson.....	2010
Lauren Morizi.....	2013, 2014, 2015

ECAC DIVISION I

All-Tournament Team

Judy Gouveia.....	1987
Terry Claudio.....	1987
Lynn DeVivo.....	1987
Donna Spallanzani.....	1987
Ellen Bjorklund.....	1987

New York State


AIAW All-Tournament Team

Diane DeVincentis.....	1983, 1985
Kim Cori.....	1984, 1985
Della Furiano.....	1984
Judy Gouveia.....	1985
Mary Lucus.....	1985

Cosmopolitan Conference

All-Division Team

Judy Gouveia.....	1985, 1986
Lori Buskey.....	1985
Kim Cori.....	1985, 1986



Celina Castillo



Jenny Giles



Judy Gouveia

All-NEC First Team

Sharon Pascale	1995
Jennifer Xiques	1996
Kim Schumm	1997, 1998
Gianna Caruso	1997
Stephanie White	1997
Kim Burke	1998
Kristin Mills	1998
Shannon Payne	1999, 2001
Stephanie White	1999
Maureen Jacquot	1999
Tiffany Cooley	1999, 2001, 2002
Leah Sanchez	2000, 2001
Margie Foster	2000
Crystal Eubanks	2000, 2002, 2003
Sonia Zapata	2001, 2002
Rosette Rough	2001, 2003
Jackie Brown	2003
Kathy Waddilove	2003
Alissa Villanueva	2003
Krystal Mejia	2004
Jessica Busick	2004
Briana Mathiesen	2004
Sayde Marzolf	2004
Jessie DePippo	2005, 2008
Briana Mathiesen	2005
Randi Gillespie	2005, 2006, 2007
Vanessa Mejia	2006, 2008
Jenny Giles	2006, 2007, 2008
Celina Castillo	2007
Blaire Porter	2008, 2009, 2010
Lauren Kemp	2008
Renaë Beauchman	2009
Sterling Hoham	2009
Mariesha Marker	2009, 2010
Bianca Mejia	2009, 2010, 2011
Chelsea Martinson	2010
Nichole Toven	2012
Karina Cervantes	2012
Nicole Archer	2015
Lauren Morizi	2015

All-NEC Second Team

Shannon Payne	2000
Gianna Caruso	2001
Sayde Marzolf	2001
Crystal Eubanks	2001
Briana Mathiesen	2002
Leah Glenn	2003
Margie Foster	2004
Alicia Ciccarello	2004
Jessie DePippo	2004
Jackie Brown	2004
Krystal Mejia	2005
Jessica Busick	2006
Blaire Porter	2007
Brittany Murphy	2007
Celina Castillo	2008
Brynn Lewis	2008, 2009, 2010
Jenny Giles	2009
Amanda MacIntosh	2009
Sterling Hoham	2010
Lauren Morizi	2013
Whitney West	2013, 2014
Jasmin Rodriguez	2014
Victoria Zamora	2015

NORTHEAST CONFERENCE AWARD WINNERS

Newcomer of the Year

Kim Schumm	1997
Crystal Eubanks	2000
Sayde Marzolf	2001
Jessie DePippo	2004
Victoria Zamora	2015

Pitcher of the Year

Crystal Eubanks	2000, 2001
Jackie Brown	2003
Jessica Busick	2004
Jenny Giles	2006, 2007
Blaire Porter	2008, 2009, 2010

Player of the Year

Stephanie White	1997
Krystal Mejia	2004
Randi Gillespie	2006, 2007
Bianca Mejia	2010

All-Tournament Team

Judy Gouveia (MVP)	1987
Terri Claudio	1987, 1988
Maureen Tracy	1987, 1989, 1990
Donna Spallanzani	1987
Thuy Bonagura	1988 (MVP), 1990, 1991
Eileen Murray	1988
Chris Ceruti	1988
Natalie Jufer (MVP)	1989 (MVP), 1991
Tracy Schneider	1989, 1993
Dee Perez	1989
Lisa Ostermann	1989, 1990 (MVP)
Ellen Bjorklund	1990
Marta Rohn	1991
Lesley Renninger	1992
Sue Wensel	1992
Marta Rohn	1992
Coleen McGlynn	1992
Gabriela Richeimer	1993
Shannon Payne	1999 (MVP), 2001 (MVP)
Crystal Eubanks	2003 (MVP)
Krystal Mejia	2004 (MVP)
Jenny Giles	2006 (MVP), 2007 (MVP)
Alyssa Winslow	2006
Holly Erwin	2006
Celina Castillo	2007
Vanessa Mejia	2007
Blaire Porter	2008 (MVP), 2010
Ayzsha Ervin	2008
Brittany Murphy	2008
Brynn Lewis	2009, 2010 (MVP)
Bianca Mejia	2009
Raylene Asman	2010
Mariesha Marker	2010
Sterling Hoham	2012 (MVP)
Cassie Vondrak	2012, 2013, 2014
Emily Kakuska	2012
Ariana Lopez	2013
Nichole Toven	2013, 2014
Lauren Morizi	2014, 2015
Whitney West	2015
Celinna Cosio	2015

Scholar-Athlete of the Year

Chris Ceruti	1989
Natalie Jufer	1990, 1991
Lesley Renninger	1992, 1993
Stephanie White	1999
Sayde Marzolf	2004
Jessie DePippo	2008
Lauren Morizi	2013, 2015

Senior Scholar-Athlete of the Year

Natalie Jufer	1991
Lesley Renninger	1993
Gabriela Richeimer	1994
Lauren Morizi	2013



Jessie DePippo



Mariesha Marker

1982 (8-3)
Head Coach: Tommy Thompson

3/26	at Wagner	L, 6-1
3/30	at Muhlenberg	L, 14-1
4/2	Kingsboro	W, 13-2
4/6	John Jay	W, 13-6
4/13	at Brooklyn College	W, 10-9
4/19	Hunter	W, 9-8 (8)
4/23	at Fordham	L, 13-6
4/28	at CCNY	W, 13-6 (6)
4/30	Manhattan	W, 11-10 (9)
5/1	CUNY Tech	W, 20-6
5/3	Southampton	W, 33-7

1983 (7-12)
Head Coach: Tommy Thompson

3/29	Hunter	W, 8-4
3/31	Wagner	L, 2-1
4/2	at Hofstra	L, 8-3
4/5	at Southern Connecticut	L, 6-0
4/12	at Army	L, 7-4
4/14	NYIT	L, 7-4
4/21	at College of St.n Island	W, 14-8
4/23	Brooklyn College	L, 9-8
4/26	at Queens	L, 6-5
4/27	CCNY	W, 18-2
4/30	Manhattan	W, 12-2
5/1	at Mercy	L, 2-1
5/3	at Saint Peter's	W, 22-5 (6)
5/5	at Southampton	W, 13-1
5/6	vs. C.W. Post	L, 7-1
5/6	vs. Massachusetts-Lowell	L, 4-3
5/10	Pace	W, 9-3 (3)
5/13	vs. Iona	L, 4-3 (9)
5/14	vs. Colgate	L, 8-3

1984 (11-11)
Head Coach: Tommy Thompson

3/26	John Jay	L, 12-8
3/27	Saint Peter's	W, 17-9
4/2	Hunter	W, 6-1
4/8	Fairleigh Dickinson	W, 17-12
4/10	Southampton	W, 9-1
4/12	at Iona	L, 3-1
4/14	Monmouth	L, 20-19
4/17	Manhattan	W, 7-0 (forfeit)
4/19	St.n Island	W, 17-3
4/20	Brown	W, 10-3
4/24	Queens	W, 6-1
4/26	at Concordia	L, 21-8
4/27	at Wagner	W, 6-4
4/29	Mercy	L, 8-3
4/30	Hofstra	L, 6-5
5/2	at Pace	L, 9-6
5/2	at Pace	L, 8-2
5/4	at Wilson	W, 20-5 (5)
5/5	at Mount Saint Mary's	W, 11-9
5/5	at Mount Saint Mary's	L, 5-2
5/11	vs. Mercy	L, 9-8
5/11	vs. Canisius	L, 1-0 (8)

1985 (21-12)¹
Head Coach: Tommy Thompson

3/25	Fordham	W, 15-2
3/26	at Saint Peter's	W, 13-0
3/28	at Molloy	W, 6-0
3/30	Wagner	W, 3-2
3/30	Wagner	W, 1-0
4/2	Fairleigh Dickinson	W, 2-1
4/3	Hunter	W, 5-3

4/4	at Army	W, 2-1
4/8	at Ursinus	W, 1-0
4/9	at Villanova	W, 9-8
4/11	Iona	L, 11-5
4/13	at Monmouth	W, 9-2
4/13	at Monmouth	L, 3-1
4/16	Manhattan	W, 6-2
4/18	at Hofstra	L, 1-0
4/20	Southern Connecticut	L, 2-0
4/21	at Siena	W, 4-3
4/21	at Siena	L, 5-3
4/23	at Queens	W, 4-0
4/25	at Southampton	L, 7-6
4/26	vs. Queens	W, 1-0
4/27	vs. Wagner	W, 7-4
4/27	vs. Monmouth	L, 7-4
4/27	vs. Monmouth	L, 1-0
4/29	at Mercy	L, 2-1
4/30	at Lehigh	W, 14-8
5/4	at Princeton	L, 3-2
5/7	Lehman	W, 4-3
5/8	at NYIT	L, 1-0
5/10	Mercy	W, 1-0
5/10	Iona	W, 6-5 (8)
5/11	Iona	L, 7-5
5/11	Iona	W, 10-7

1 - AIAW Champions

1986 (25-12)
Head Coach: Tommy Thompson

3/23	vs. Lock Haven	L, 14-1
3/23	vs. Lock Haven	W, 3-2
3/24	at Liberty	L, 10-0
3/24	at Liberty	L, 4-2
3/25	at George Mason	W, 3-1
3/27	Molloy	L, 7-3 (9)
3/29	at Villanova	W, 6-3
3/29	at Villanova	W, 11-7
3/31	Saint Peter's	W, 6-3
4/1	at Fordham	W, 6-3
4/3	St. Francis (N.Y.)	W, 14-3
4/5	at Wagner	W, 12-5
4/5	at Wagner	W, 10-5
4/8	at Towson	W, 7-5 (12)
4/8	at Towson	L, 6-1

4/10	at Iona	L, 2-0
4/13	Siena	W, 20-6
4/15	at Manhattan	W, 10-0
4/19	Monmouth	W, 5-3
4/19	Monmouth	L, 3-1 (8)
4/22	at Fairfield	W, 14-2
4/24	Queens	L, 3-2
4/25	vs. Monmouth	L, 3-2
4/25	vs. Queens	W, 4-3
4/26	vs. Monmouth	W, 2-1 (10)
4/26	vs. Wagner	W, 4-1
4/26	vs. Wagner	W, 4-2
4/28	Mercy	W, 2-1
4/29	Lehigh	W, 7-1
4/29	Lehigh	W, 6-2
5/1	Saint John's	W, 2-0
5/2	Hofstra	W, 9-4
5/3	Southampton	W, 19-0
5/3	Southampton	W, 12-0
5/6	Princeton	L, 9-3
5/9	vs. Brown	L, 3-2
5/9	vs. Connecticut	L, 3-0

1987 (29-11)¹
Head Coach: Tommy Thompson

Northeast Conference: 6-1 (1st)

3/18	Vermont	L, 5-3
3/29	Villanova	L, 5-1
3/29	Villanova	L, 8-4
3/30	at Southampton	W, 15-10
3/30	at Southampton	W, 5-0 (5)
4/2	at Towson	W, 10-3
4/2	at Towson	W, 9-2
4/9	Iona	W, 2-1 (11)
4/11	at Monmouth*	L, 1-0 (10)
4/11	at Monmouth*	W, 15-8
4/12	Lafayette	W, 6-2
4/12	Lafayette	L, 7-5
4/13	Brooklyn College	W, 19-4
4/14	at Army	W, 2-1 (9)
4/15	at Siena	W, 5-1
4/15	at Siena	W, 4-2
4/16	at Colgate	W, 1-0
4/16	at Colgate	W, 2-1
4/20	at Queens College	W, 10-2





RECORD BOOK

4/21	Manhattan	W, 7-1
4/21	Manhattan	W, 4-3
4/22	Saint Peter's	W, 5-4
4/23	Hofstra	W, 11-3
4/25	vs. Robert Morris* ²	W, 14-3 (5)
4/25	vs. Monmouth* ²	L, 2-1 (10)
4/25	vs. St. Francis (N.Y.)* ²	W, 5-1
4/26	vs. Robert Morris*	W, 7-1
4/26	vs. Wagner*	W, 10-1
4/26	vs. Monmouth*	W, 8-6 (10)
4/26	vs. Monmouth*	W, 5-1
4/27	at Mercy	L, 7-5
4/30	Saint John's	L, 4-0
4/30	Saint John's	W, 9-6
5/2	at St. Francis (N.Y.)*	W, 7-3
5/2	at St. Francis (N.Y.)*	W, 2-0
5/5	at Princeton	L, 4-3
5/8	vs. Vermont	W, 1-0
5/9	vs. Maine	L, 8-4
5/9	vs. Colgate	W, 6-3
5/9	vs. Maine	L, 9-0

* - Northeast Conference game
 1 - ECAC Runner-Up
 2 - Northeast Conference Tournament

1988 (29-11)

Head Coach: Tommy Thompson
Northeast Conference: 3-0 (1st)

3/22	Hofstra	L, 3-1
3/25	Brooklyn College	W, 18-5
3/28	at Saint Peter's	W, 1-0 (8)
3/29	at Iona	W, 10-6
3/31	at Fordham	W, 6-0
3/31	at Fordham	W, 4-0
4/2	St. Francis (N.Y.)*	W, 2-1
4/2	St. Francis (N.Y.)*	W, 11-2
4/5	Mercy	L, 9-0
4/9	Colgate	W, 4-3
4/9	Colgate	W, 8-3
4/11	Southampton	W, 6-5
4/11	Southampton	L, 5-2
4/13	Seton Hall	W, 3-2
4/13	Seton Hall	W, 8-6 (6)
4/14	Monmouth*	W, 8-0
4/14	Monmouth*	L, 4-3
4/16	at Wagner*	W, 15-0 (5)
4/16	at Wagner*	L, 6-0
4/17	at Villanova	W, 11-0 (5)
4/17	at Villanova	W, 6-2
4/19	at Manhattan	W, 21-0 (5)
4/19	at Manhattan	W, 20-4
4/20	Queens College	W, 2-1
4/22	vs. Monmouth ¹	W, 10-1
4/22	vs. Wagner ¹	W, 6-1
4/22	vs. Wagner ¹	W, 12-10
4/26	Lehigh	L, 10-5
4/26	Lehigh	W, 2-0
4/28	at Lafayette	W, 3-1
4/28	at Lafayette	W, 18-0 (5)
4/30	at Brown	L, 10-1
4/30	at Brown	L, 4-3
5/1	at Holy Cross	W, 5-2
5/1	at Holy Cross	W, 2-1
5/3	at Hunter College	L, 3-1
5/4	at Wagner*	L, 4-3
5/7	vs. St. John's ²	W, 1-0
5/7	vs. Boston College ²	L, 6-5
5/7	vs. St. John's ²	L, 2-0

* - Northeast Conference game
 1 - Northeast Conference Tournament
 2 - ECAC Tournament

1989 (33-6)

Head Coach: Tommy Thompson

Northeast Conference: 4-0 (1st)

3/23	Brooklyn College	W, 15-1
3/27	at Saint Peter's	W, 14-3 (5)
3/27	at Saint Peter's	W, 17-0 (5)
3/28	Iona	W, 15-6
3/29	Villanova	W, 8-2
3/29	Villanova	W, 12-2
4/4	Fordham	W, 6-4
4/4	Fordham	W, 5-1
4/8	Mount Saint Mary's*	W, 7-1
4/8	Mount Saint Mary's*	W, 2-0
4/10	Wagner*	W, 5-2
4/10	Wagner*	L, 6-4
4/11	at St. Francis (N.Y.)*	W, 12-0
4/11	at St. Francis (N.Y.)*	W, 11-1
4/13	at Southampton	L, 12-4
4/13	at Southampton	W, 8-5
4/17	at Lafayette	W, 7-4
4/17	at Lafayette	W, 10-5
4/18	Manhattan	W, 12-0 (5)
4/18	Manhattan	W, 9-0
4/19	at Mercy	W, 5-0
4/21	vs. Saint Francis (Pa.) ¹	W, 6-4
4/21	vs. Robert Morris ¹	W, 10-0 (5)
4/22	vs. Monmouth ¹	W, 3-0
4/22	vs. Monmouth ¹	W, 4-3
4/25	at Lehigh	W, 6-5
4/25	at Lehigh	W, 5-0
4/26	La Salle	W, 2-1
4/26	La Salle	W, 8-4
4/28	at Hofstra	L, 1-0 (9)
4/30	at Monmouth*	W, 8-4
4/30	at Monmouth*	L, 7-6 (8)
5/3	at Queens	W, 7-5
5/5	vs. Central Conn. St.*	W, 3-1
5/5	at Vermont	W, 2-0
5/6	at Vermont	W, 2-0
5/6	vs. Central Conn. St.*	W, 7-4
5/13	vs. Vermont ²	L, 9-5
5/13	vs. St. John's ²	L, 9-2

* - Northeast Conference game
 1 - NEC Tournament
 2 - ECAC Tournament

1990 (26-9)

Head Coach: Tommy Thompson

Northeast Conference: 3-0 (1st)

3/25	Saint Peter's	W, 14-0 (5)
3/25	Saint Peter's	W, 11-0 (5)
3/27	at Iona	W, 9-2
3/29	Mercy	W, 5-3
4/5	Seton Hall	W, 12-0 (5)
4/5	Seton Hall	W, 5-4
4/8	St. Francis (N.Y.)*	W, 8-1
4/8	St. Francis (N.Y.)*	W, 10-3
4/9	at Wagner*	L, 6-5 (9)
4/9	at Wagner*	W, 4-3
4/10	at Rutgers	L, 4-0
4/10	at Rutgers	L, 11-1
4/11	Central Conn. St.*	L, 2-1
4/11	Central Conn. St.*	L, 5-0
4/14	at La Salle	W, 4-3
4/14	at La Salle	L, 3-1
4/16	at Villanova	W, 5-3
4/16	at Villanova	W, 7-3
4/18	Manhattan	W, 12-3
4/20	vs. Saint Francis (Pa.) ¹	W, 2-0
4/20	vs. Wagner ¹	W, 1-0

4/22	vs. Wagner ¹	W, 4-3 (9)
4/24	at Lehigh	W, 2-1
4/24	at Lehigh	W, 6-0
4/26	at Delaware	W, 1-0
4/26	at Delaware	L, 4-3
4/28	Monmouth*	W, 10-3
4/28	Monmouth*	W, 8-1
5/3	Saint John's	L, 2-0
5/3	Saint John's	L, 3-2
5/6	at Maine	W, 7-3
5/6	vs. Boston Univ.	W, 2-1
5/8	Queens College	W, 5-1
5/9	Brooklyn College	W, 8-1
5/9	Brooklyn College	W, 6-3

* - Northeast Conference Game
 1 - Northeast Conference Tournament

1991 (29-5)

Head Coach: Tommy Thompson

Northeast Conference: 2-2 (2nd)

3/26	Delaware	W, 6-0
3/26	Delaware	W, 7-2
4/2	UMBC	W, 10-2
4/2	UMBC	W, 6-0
4/4	Maine	W, 8-7 (13)
4/4	Maine	W, 7-2
4/6	Mount St. Mary's*	W, 25-0 (5)
4/6	Mount St. Mary's*	W, 3-0
4/7	at Monmouth*	W, 8-4
4/7	at Monmouth*	W, 13-3
4/8	Villanova	W, 7-1
4/8	Villanova	W, 3-1
4/10	at Saint Peter's	W, 15-0 (5)
4/10	at Saint Peter's	W, 20-2 (5)
4/11	at St. Francis (N.Y.)*	W, 8-2
4/11	at St. Francis (N.Y.)*	W, 13-2
4/13	at Iona	W, 10-0 (5)
4/13	at Iona	W, 19-0 (5)
4/14	La Salle	L, 2-1
4/14	La Salle	W, 7-3
4/16	at Mercy	W, 9-1
4/20	vs. Monmouth ¹	W, 5-0
4/21	vs. Robert Morris ¹	W, 4-3 (9)
4/27	Wagner*	W, 8-1
4/27	Wagner*	W, 11-2
4/28	Lafayette	W, 9-1
4/28	Lafayette	W, 9-2
5/2	vs. Robert Morris*	L, 1-0 (10)
5/2	vs. Robert Morris*	L, 7-1
5/4	at Seton Hall	L, 12-0 (5)
5/4	at Seton Hall	L, 9-8 (8)
5/5	Brooklyn College	W, 10-3
5/7	at Central Conn. St.*	W, 7-0
5/7	at Central Conn. St.*	W, 2-1 (10)

* - Northeast Conference Game
 1 - Northeast Conference Tournament

1992 (27-15)

Head Coach: Tommy Thompson

Northeast Conference: 3-2 (2nd)

3/28	Iona	W, 7-0
3/28	Iona	L, 6-2
3/29	Saint Peter's	W, 5-0
3/29	Saint Peter's	W, 9-2 (5)
4/3	at Lafayette	W, 4-0
4/3	at Lafayette	W, 12-1
4/4	at Mount St. Mary's*	W, 11-0
4/4	at Mount St. Mary's*	W, 5-4
4/5	Brooklyn College	W, 20-0 (5)
4/5	Brooklyn College	W, 13-3 (5)
4/7	Manhattan	W, 1-0
4/7	Manhattan	W, 5-3

4/8	Seton Hall	W, 1-0
4/8	Seton Hall	W, 5-4
4/9	St. Francis (N.Y.)*	W, 5-4 (8)
4/12	at La Salle	L, 2-1
4/12	at La Salle	L, 5-0
4/18	UMBC	W, 5-2
4/18	UMBC	L, 4-1
4/20	at Villanova	W, 9-0
4/20	at Villanova	L, 4-3
4/23	at Adelphi	W, 1-0
4/23	at Adelphi	L, 3-2
4/25	vs. Mount St. Mary's ¹	W, 8-0
4/25	vs. Wagner ¹	W, 5-2
4/25	vs. Robert Morris ¹	L, 3-2
4/26	vs. St. Francis (N.Y.) ¹	W, 10-0 (5)
4/26	vs. Robert Morris ¹	L, 7-2
4/28	Saint John's	W, 8-1
4/28	Saint John's	L, 7-3
4/30	at Marist*	W, 7-3
4/30	at Marist*	W, 14-2
5/2	at Harvard	L, 5-0
5/2	at Harvard	L, 9-2
5/3	at Boston College	W, 2-1
5/3	at Boston College	L, 3-0
5/5	Wagner*	W, 3-2
5/5	Wagner*	W, 10-6
5/7	Mercy	L, 2-1 (5)
5/7	Mercy	W, 4-2 (5)
5/9	at Monmouth*	W, 5-0
5/9	at Monmouth*	L, 4-0

* - Northeast Conference Game
1 - Northeast Conference Tournament

1993 (24-13)

Head Coach: Bob Pinto

Northeast Conference: 3-2 (2nd)

3/30	at Saint Peter's	W, 6-1
3/30	at Saint Peter's	W, 3-0
3/31	Villanova	L, 9-3
3/31	Villanova	W, 7-3
4/4	St. Francis (N.Y.)*	W, 3-2
4/4	Mount St. Mary's*	W, 3-0
4/5	Manhattan	W, 3-1
4/5	Manhattan	L, 5-2
4/8	at UMBC	W, 4-0
4/8	at UMBC	W, 9-3
4/12	Rutgers	L, 2-1
4/12	Rutgers	L, 2-0
4/13	at Lehigh	L, 10-0
4/13	at Lehigh	L, 3-2
4/16	Fairfield	W, 4-2
4/16	Fairfield	L, 6-0
4/17	at Brown	W, 3-1
4/17	at Brown	W, 5-1
4/18	at Wagner*	W, 6-2
4/18	at Wagner*	L, 8-6
4/20	at Iona	W, 6-0
4/20	at Iona	W, 8-3
4/24	vs. Saint Francis (Pa.) ¹	W, 1-0
4/24	vs. Rider* ¹	L, 1-0
4/24	vs. Wagner ¹	W, 3-1
4/25	vs. Marist* ¹	W, 11-1
4/25	vs. Rider ¹	L, 6-1
4/29	Marist*	W, 12-6
4/29	Marist*	L, 4-2
5/1	at Siena	W, 11-1
5/1	at Siena	L, 4-3
5/2	Monmouth*	W, 10-2
5/2	Monmouth*	W, 19-3
5/4	at Saint John's	W, 3-1
5/4	at Saint John's	L, 7-6
5/8	Adelphi	W, 10-4

5/8	Adelphi	W, 7-0
* - Northeast Conference Game		
1 - Northeast Conference Tournament		

1994 (20-21)

Head Coach: Bob Pinto

Northeast Conference: 8-6 (4th)

3/17	at UNC-Wilmington	W, 11-8
3/17	at UNC-Wilmington	L, 5-4
3/18	at East Carolina	L, 4-3
3/19	vs. Lafayette	W, 5-3
3/19	vs. Delaware	L, 6-2
3/20	vs. Rutgers	L, 5-1
3/30	Marist*	L, 3-0
3/30	Marist*	W, 5-4
3/31	St. Francis (N.Y.)*	W, 4-0
3/31	St. Francis (N.Y.)*	W, 6-1
4/2	at Monmouth*	L, 2-1
4/2	at Monmouth*	W, 4-0
4/5	at Rutgers	L, 13-4
4/5	at Rutgers	L, 11-5
4/9	at Saint Peter's	W, 3-2
4/10	at Saint Peter's	W, 13-0
4/10	Brown	L, 9-7
4/11	at Marist*	L, 6-0
4/11	at Marist*	L, 8-4
4/14	Seton Hall	W, 3-2
4/14	Seton Hall	W, 3-1
4/17	at Rider*	L, 1-0
4/17	at Rider*	W, 6-2
4/19	at Fairfield	W, 9-1
4/22	St. John's	L, 2-1
4/22	St. John's	W, 1-0
4/23	Siena	W, 9-1
4/23	Siena	W, 2-1
4/24	at Manhattan	W, 8-5
4/24	at Manhattan	L, 2-3
4/27	Villanova	L, 2-1
4/30	Wagner*	W, 6-1
4/30	Wagner*	W, 5-2
5/1	at Massachusetts	L, 2-0
5/1	at Massachusetts	L, 6-3
5/3	at St. Francis (N.Y.)*	L, 8-2
5/3	at St. Francis (N.Y.)*	W, 9-5
5/4	Iona	W, 6-0
5/4	Iona	L, 10-5
5/7	vs. Monmouth ¹	L, 8-4
5/7	vs. Monmouth ¹	L, 3-2

* - Northeast Conference Game
1 - NEC Tournament

1995 (17-21-1)


Head Coach: Roy Kortmann

Northeast Conference: 7-8-1 (5th)

3/18	at Delaware St.	W, 14-0 (5)
3/18	at Delaware St.	W, 37-0 (5)
3/19	at Penn	W, 5-3
3/19	at Penn	L, 2-1
3/24	at Villanova	L, 5-2
3/24	at Villanova	L, 3-2
3/25	at La Salle	L, 8-3
3/25	at La Salle	L, 8-7 (8)
3/28	Marist*	W, 5-1
3/28	Marist*	T, 6-6
3/30	at St. Francis (N.Y.)*	W, 12-2
4/5	at Seton Hall	W, 8-0
4/5	at Seton Hall	W, 18-3
4/6	at Wagner*	L, 4-0
4/6	at Wagner*	W, 8-0
4/8	Monmouth*	L, 12-4 (5)
4/8	Monmouth*	L, 13-8
4/9	Saint Peter's	L, 6-1

4/9	Saint Peter's	L, 4-2 (10)
4/11	Rutgers	W, 6-5
4/11	Rutgers	L, 8-3
4/14	Mount St. Mary's*	W, 4-1
4/14	Mount St. Mary's*	W, 8-2
4/18	at Rider*	L, 2-0
4/18	at Rider*	L, 5-0
4/20	St. Francis (N.Y.)*	W, 11-0 (5)
4/20	St. Francis (N.Y.)*	W, 9-0 (5)
4/22	at Robert Morris*	W, 3-1
4/22	at Robert Morris*	L, 3-1
4/23	at Saint Francis (Pa.)*	L, 7-0
4/23	at Saint Francis (Pa.)*	W, 11-10
4/25	at Manhattan	L, 8-3
4/25	at Manhattan	L, 4-1
4/27	at Brown	W, 5-4
4/27	at Brown	L, 8-6
5/6	vs. Monmouth ¹	W, 2-1
5/6	vs. Marist* ¹	L, 8-7
5/7	vs. Saint Francis (Pa.) ¹	W, 8-0 (5)
5/7	vs. Monmouth ¹	L, 5-4

* - Northeast Conference Game



Roy Kortmann

1 - Northeast Conference Tournament

1996 (20-22)

Head Coach: Roy Kortmann

Northeast Conference: 1-6 (T-4th)

3/22	Fairfield	L, 3-1 (8)
3/22	Fairfield	W, 5-1
3/23	at La Salle	W, 6-2
3/23	at La Salle	L, 3-2
3/26	Wagner*	W, 6-1
3/26	Wagner*	W, 10-0 (5)
3/27	Villanova	L, 3-0
3/27	Villanova	L, 5-1
3/30	vs. Liberty	W, 2-1 (6)
3/30	vs. Hampton	L, 5-1 (6)
3/30	vs. UNC-Wilmington	L, 5-3
3/30	vs. California (Pa.)	L, 3-2
3/31	Massachusetts	L, 15-2 (5)
3/31	Massachusetts	L, 4-0
4/2	at Marist*	L, 3-2
4/2	at Marist*	L, 9-1
4/3	Saint Joseph's	L, 10-2
4/3	Saint Joseph's	W, 2-0
4/4	at Saint Peter's	W, 10-0 (6)



RECORD BOOK

4/4	at Saint Peter's	W, 8-1
4/6	at Monmouth*	W, 4-1 (8)
4/6	at Monmouth*	L, 7-0
4/9	at Siena	W, 8-6 (14)
4/11	at St. Francis (N.Y.)*	W, 12-3
4/11	at St. Francis (N.Y.)*	W, 18-1 (5)
4/13	Robert Morris*	W, 1-0
4/13	Robert Morris*	L, 5-2
4/14	Saint Francis (Pa.)*	W, 2-0
4/14	Saint Francis (Pa.)*	W, 8-5
4/20	at Iona	L, 8-4
4/20	at Iona	W, 16-6 (6)
4/23	at Manhattan	L, 11-7
4/23	at Manhattan	W, 5-1
4/24	Rider*	W, 6-1
4/24	Rider*	L, 1-0 (8)
4/27	at Maryland	L, 1-0
4/27	at Maryland	L, 4-2
4/28	at Mount St. Mary's*	W, 7-6
4/28	at Mount St. Mary's*	L, 7-1
5/4	vs. Rider* ¹	W, 1-0
5/4	vs. Marist* ¹	L, 8-1
5/4	vs. Saint Francis (Pa.)* ¹	L, 5-2

* - Northeast Conference Game
1 - Northeast Conference Tournament

1997 (26-23)

Head Coach: Roy Kortmann
Northeast Conference: 11-5 (T-2nd)

3/13	vs. Yale	W, 3-2
3/15	vs. Maine	L, 3-2
3/15	vs. Providence	L, 2-0
3/16	vs. Vermont	L, 3-2
3/16	vs. Wis.-Green Bay	L, 3-0
3/17	vs. Army	W, 4-0
3/17	vs. Hartford	L, 1-0
3/18	vs. Cornell	W, 5-4
3/18	vs. Troy St.	W, 3-1
3/19	vs. Western Illinois	W, 5-4 (9)
3/19	vs. Northern Iowa	L, 14-2
3/20	vs. Connecticut	L, 9-5
3/25	at Wagner*	L, 2-0
3/25	at Wagner*	W, 3-2
3/28	at Saint Joseph's	L, 4-2
3/28	at Saint Joseph's	W, 5-4
3/29	at La Salle	L, 8-0
3/29	at La Salle	L, 6-1
4/3	Saint Peter's	L, 4-3
4/3	Saint Peter's	L, 5-3
4/5	Monmouth*	W, 5-4
4/5	Monmouth*	W, 3-2
4/8	Siena	W, 5-4
4/8	Siena	W, 6-5 (9)
4/9	Seton Hall	W, 5-4
4/9	Seton Hall	W, 8-3
4/10	St. Francis (N.Y.)*	W, 1-0
4/10	St. Francis (N.Y.)*	W, 7-2
4/13	Mount St. Mary's*	W, 7-3
4/13	Mount St. Mary's*	W, 9-0 (5)
4/15	at Villanova	L, 2-0
4/15	at Villanova	L, 8-2
4/19	at Saint Francis (Pa.)*	L, 4-3 (8)
4/19	at Saint Francis (Pa.)*	W, 5-4
4/20	at Robert Morris*	W, 4-2
4/20	at Robert Morris*	L, 9-1
4/22	Manhattan	W, 1-0
4/22	Manhattan	L, 4-2
4/23	at Rider*	L, 2-0
4/23	at Rider*	L, 2-1
4/26	Iona	W, 5-4
4/26	Iona	W, 3-2
4/29	Marist*	W, 2-1

4/29	Marist*	W, 5-2
4/30	at Saint John's	L, 5-4
4/30	at Saint John's	W, 3-2
5/3	vs. Monmouth ¹	L, 10-2
5/3	vs. Saint Francis (Pa.) ¹	W, 9-7
5/4	vs. Marist ¹	L, 10-0

* - Northeast Conference Game
1 - Northeast Conference Tournament

1998 (33-14)

Head Coach: Roy Kortmann
Northeast Conference: 8-2 (T-2nd)

3/7	vs. UNC-Greensboro	W, 5-4
3/7	vs. Valparaiso	L, 3-2
3/8	vs. Penn	W, 4-0
3/8	vs. Maine	W, 5-4
3/10	vs. Radford	W, 4-3
3/10	vs. Yale	L, 5-3
3/11	vs. Valparaiso	W, 1-0
3/11	vs. St. John's	L, 4-3
3/12	vs. UNC-Wilmington	W, 4-1
3/12	vs. Radford	W, 6-5
3/13	vs. Bethune-Cookman	W, 3-2
3/13	vs. Maine	L, 6-1
3/17	Maryland	W, 4-2
3/17	Maryland	W, 4-3
3/28	Manhattan	W, 3-1
3/28	Manhattan	W, 5-4
3/29	Wagner*	W, 5-0
3/29	Wagner*	W, 7-1
4/1	at Rutgers	L, 6-4
4/4	at Iona	W, 7-0
4/4	at Iona	W, 6-3
4/5	Saint Joseph's	W, 6-5
4/5	Saint Joseph's	W, 7-5
4/7	at Connecticut	L, 11-3
4/7	at Connecticut	L, 3-1
4/11	at Monmouth*	W, 3-2
4/11	at Monmouth*	W, 3-2
4/11	at Monmouth*	W, 3-2
4/13	St. Francis (N.Y.)*	W, 4-2
4/13	St. Francis (N.Y.)*	W, 4-0
4/14	at Seton Hall	W, 1-0
4/14	at Seton Hall	W, 3-1
4/15	Villanova	W, 7-1
4/15	Villanova	W, 5-4
4/18	Fordham	W, 7-0
4/18	Fordham	L, 5-4
4/20	Mount St. Mary's*	W, 3-1
4/20	Mount St. Mary's*	W, 2-1
4/21	at Saint Peter's	W, 1-0
4/21	at Saint Peter's	W, 5-3
4/25	at Robert Morris*	L, 5-3
4/25	at Robert Morris*	L, 1-0
4/29	Rider*	L, 3-2
4/29	Rider*	L, 6-4
5/3	vs. Saint Francis (Pa.) ¹	L, 1-0
5/3	vs. Wagner ¹	W, 1-0
5/3	vs. Monmouth ¹	W, 3-2
5/3	vs. Saint Francis (Pa.) ¹	L, 4-3

* - Northeast Conference Game
1 - Northeast Conference Tournament

1999 (29-23)

Head Coach: Roy Kortmann
Northeast Conference: 13-5 (3rd)

3/6	vs. UNC-Greensboro	L, 8-0
3/6	vs. Providence	W, 4-2
3/7	vs. Tennessee Tech	L, 3-2
3/7	vs. Fairfield	W, 2-0
3/8	vs. Maine	W, 2-1
3/8	vs. UNC-Wilmington	W, 4-2
3/10	vs. Bethune-Cookman	W, 5-1

3/10	vs. Saint Xavier	W, 7-6
3/11	vs. Detroit	L, 5-0
3/11	vs. Radford	L, 8-3
3/20	at Maryland	L, 7-1
3/20	at Maryland	L, 5-1
3/21	St. John's	L, 6-1
3/21	St. John's	W, 9-7
3/27	at UMBC*W,1-0	
3/27	at UMBC*	L, 9-4
3/28	at Mount St. Mary's*	W, 3-0
3/28	at Mount St. Mary's*	W, 10-2
3/30	at Fordham	W, 3-1
3/30	at Fordham	W, 1-0
4/1	at Manhattan	W, 9-4
4/2	Saint Francis (Pa.)*	W, 4-3
4/2	Saint Francis (Pa.)*	W, 8-0
4/3	Robert Morris*	L, 8-7
4/3	Robert Morris*	L, 1-0
4/6	Saint Peter's	L, 5-3
4/7	Rutgers	L, 5-1
4/7	Rutgers	W, 8-5
4/8	at Connecticut	L, 4-3
4/8	at Connecticut	L, 10-2
4/13	Seton Hall	L, 5-3
4/13	Seton Hall	L, 8-0
4/14	at St. Francis (N.Y.)*	W, 11-2
4/14	at St. Francis (N.Y.)*	W, 7-0
4/17	Central Conn. St.*	W, 11-1
4/17	Central Conn. St.*	W, 7-4
4/18	Quinnipiac*	W, 7-2
4/18	Quinnipiac*	W, 2-0
4/20	at Villanova	L, 5-4
4/20	at Villanova	L, 4-0
4/22	at Wagner*	W, 4-0
4/22	at Wagner*	W, 2-1
4/24	Monmouth*	L, 5-1
4/24	Monmouth*	L, 3-2
4/27	Iona	W, 9-1
4/27	Iona	L, 5-0
5/1	vs. Robert Morris ¹	W, 1-0
5/1	vs. Monmouth ¹	W, 3-0
5/2	vs. Robert Morris ¹	W, 2-1
5/20	vs. Massachusetts ²	L, 2-3
5/21	vs. Manhattan ²	W, 4-3
5/22	vs. Massachusetts ²	L, 0-3

* - Northeast Conference Game
1 - Northeast Conference Tournament
2 - NCAA Regionals

2000 (30-19-1)

Head Coach: Roy Kortmann
Northeast Conference: 18-2 (1st)

3/8	vs. Western Illinois	L, 6-3
3/8	vs. Western Illinois	W, 4-3 (9)
3/9	at Alabama	L, 10-0
3/10	vs. Radford	W, 3-0
3/10	vs. Western Illinois	L, 3-1
3/11	at Alabama	L, 4-0
3/12	vs. Radford	W, 4-3 (11)
3/12	vs. Western Illinois	L, 4-1
3/19	at Temple	W, 6-3
3/19	at Temple	L, 3-2
3/20	at Saint Joseph's	L, 7-0
3/20	at Saint Joseph's	T, 3-3
3/22	at Hofstra	W, 2-0
3/22	at Hofstra	L, 5-1
3/23	Manhattan	W, 3-0
3/23	Manhattan	W, 8-1
3/25	Sacred Heart*	W, 5-2
3/25	Sacred Heart*	W, 1-0
3/30	Fordham	W, 7-4
3/30	Fordham	W, 6-5 (8)



4/1	at Saint Francis (Pa.)*	W, 9-6
4/1	at Saint Francis (Pa.)*	W, 9-1
4/2	at Robert Morris*	L, 5-4
4/2	at Robert Morris*	W, 5-1
4/6	at Villanova	L, 2-0
4/6	at Villanova	L, 5-4 (10)
4/7	Maryland	L, 4-1
4/7	Maryland	L, 5-1
4/8	Mount St. Mary's*	L, 5-3
4/8	Mount St. Mary's*	W, 3-2
4/10	UMBC*	W, 10(8)
4/10	UMBC*	W, 3-2
4/18	at Seton Hall	L, 6-0
4/18	at Seton Hall	L, 8-0
4/26	St. Francis (N.Y.)*	W, 11-4
4/26	St. Francis (N.Y.)*	W, 9-1
4/27	Saint John's	L, 8-3
4/27	Saint John's	W, 3-2
4/29	at Central Conn. St.*	W, 3-1
4/29	at Central Conn. St.*	W, 3-1
4/30	at Quinnipiac*	W, 10-1
4/30	at Quinnipiac*	W, 2-0
5/2	Wagner*	W, 1-0
5/2	Wagner*	W, 2-0
5/6	at Monmouth*	W, 2-1
5/6	at Monmouth*	W, 1-0
5/12	UMBC ¹	W, 4-3
5/12	Monmouth ¹	W, 4-3
5/13	UMBC ¹	L, 1-0(9)
5/13	UMBC ¹	L, 4-0

* - Northeast Conference Game
1 - Northeast Conference Tournament

2001 (37-15)

Head Coach: Roy Kortmann
Northeast Conference: 19-3 (1st)

2/16	vs. Virginia	L, 5-2
2/16	vs. Elon	L, 3-2
2/17	vs. Indiana	W, 1-0 (8)
2/17	vs. UNC-Greensboro	W, 4-3
2/18	vs. Boston Univ.	W, 2-0
2/18	vs. Eastern Kentucky	W, 4-1
2/23	vs. DePaul	L, 3-0
2/23	vs. Nebraska	L, 8-3
2/24	vs. Cal	L, 7-1
2/24	vs. Georgia	L, 12-6
2/25	vs. Seton Hall	W, 3-2
3/16	at George Mason	W, 4-0
3/16	vs. Siena	L, 2-0

3/17	vs. Seton Hall	W, 1-0
3/18	vs. Lafayette	W, 4-2
3/24	at Sacred Heart	W, 4-3
3/28	at Wagner*	W, 7-6
3/29	at Hofstra	L, 4-0
3/31	Saint Francis (Pa.)*	W, 13-5 (5)
3/31	Saint Francis (Pa.)*	W, 10-4
4/1	Robert Morris*	W, 8-0 (5)
4/1	Robert Morris*	W, 2-0
4/4	Quinnipiac*	W, 10-2
4/4	Quinnipiac*	W, 10-0
4/5	at Wagner*	W, 3-1
4/7	at Mount St. Mary's*	W, 14-0 (5)
4/7	at Mount St. Mary's*	W, 7-3
4/8	at UMBC*	L, 4-3
4/8	at UMBC*	L, 3-0
4/11	at Connecticut	L, 5-1
4/11	at Connecticut	L, 6-2 (6)
4/13	Monmouth*	W, 4-0
4/13	Monmouth*	L, 1-0
4/14	Fairleigh Dickinson*	W, 10-0 (5)
4/14	Fairleigh Dickinson*	W, 18-0 (5)
4/19	at Saint Peter's	W, 9-1
4/19	at Saint Peter's	W, 12-6
4/21	Central Conn. St.*	W, 9-1 (6)
4/21	Central Conn. St.*	W, 3-2
4/22	at St. Francis (N.Y.)*	W, 8-0 (5)
4/22	at St. Francis (N.Y.)*	W, 9-0 (5)
4/24	at Fordham	W, 9-2
4/24	at Fordham	W, 9-1
4/24	at Fordham	W, 9-1
4/27	at Sacred Heart*	W, 6-0
4/28	at St. John's	W, 8-0 (6)
4/28	at St. John's	W, 6-4
5/4	UMBC ¹	W, 2-0
5/4	Monmouth ¹	W, 1-0
5/5	Monmouth ¹	W, 12-3 (6)
5/10	Lehigh ²	W, 4-2
5/10	Lehigh ²	L, 3-1
5/11	Lehigh ²	L, 4-3 (9)

* - Northeast Conference Game
1 - Northeast Conference Tournament
2 - NCAA Regionals

2002 (29-24)

Head Coach: Roy Kortmann
Northeast Conference: 21-1 (1st)

2/15	vs. Tennessee	L, 2-1
2/15	vs. UNC-Wilmington	W, 7-6 (8)
2/16	vs. Robert Morris	W, 4-1

2/16	vs. Illinois	L, 4-0
2/17	vs. Virginia Tech	W, 5-3
2/17	vs. Tennessee	L, 4-3
3/2	vs. Georgia Tech	L, 3-2
3/2	at LSU	L, 15-0 (5)
3/3	vs. UAB	W, 2-1
3/4	at Louisiana-Lafayette	L, 5-4
3/4	at Louisiana-Lafayette	L, 7-0
3/12	at Hofstra	L, 2-1
3/12	at Hofstra	L, 7-2
3/14	vs. Nebraska	L, 8-3
3/14	vs. Utah St.	L, 3-0
3/15	vs. Wisconsin	L, 5-1
3/15	vs. Saint Mary's (Calif.)	W, 5-3
3/16	vs. UNLV	L, 6-2
3/16	vs. Virginia	L, 4-1
3/18	at Pacific	L, 8-0 (6)
3/18	at Pacific	L, 9-1 (5)
3/24	at Quinnipiac*	W, 8-0
3/24	at Quinnipiac*	W, 4-3
3/29	Wagner*	W, 3-0
3/29	Wagner*	W, 9-1 (5)
3/30	St. Francis (N.Y.)*	W, 9-1 (5)
3/30	St. Francis (N.Y.)*	W, 11-2 (6)
4/3	at Connecticut	L, 5-1
4/6	at Robert Morris*	W, 7-1
4/6	at Robert Morris*	W, 5-2
4/7	at Saint Francis (Pa.)*	W, 2-1
4/7	at Saint Francis (Pa.)*	W, 8-3
4/10	at Monmouth*	W, 10-2 (6)
4/10	at Monmouth*	W, 4-2
4/12	Sacred Heart*	W, 7-0
4/12	Sacred Heart*	W, 6-4
4/14	at Fairleigh Dickinson*	W, 14-0 (6)
4/14	at Fairleigh Dickinson*	W, 11-1
4/16	Seton Hall	L, 5-4
4/16	Seton Hall	L, 10-9 (8)
4/18	Saint Peter's	L, 5-4 (8)
4/18	Saint Peter's	W, 5-4 (8)
4/21	Mount St. Mary's*	W, 4-0
4/21	Mount St. Mary's*	W, 6-0
4/23	at Central Conn. St.*	W, 11-3 (5)
4/23	at Central Conn. St.*	W, 8-0 (6)
4/24	St. John's	W, 4-2
4/24	St. John's	L, 5-0
4/26	UMBC*	W, 4-3(9)
4/26	UMBC*	L, 2-0
5/3	vs. Saint Francis (Pa.) ¹	W, 9-1 (5)
5/3	vs. UMBC ¹	L, 2-0
5/4	vs. Saint Francis (Pa.) ¹	L, 7-5 (8)

* - Northeast Conference Game
1 - Northeast Conference Tournament

2003 (29-21)

Head Coach: Roy Kortmann
Northeast Conference: 19-3 (T-1st)

2/14	vs. Ohio	W, 14-4
2/14	vs. George Mason	L, 3-2
2/21	vs. Wisconsin	L, 5-2
2/21	vs. Florida International	W, 4-2
2/22	vs. UCLA	L, 7-0
2/21	vs. Florida Atlantic	W, 4-1
2/23	vs. Florida International	L, 7-1
3/6	vs. Illinois	L, 8-6
3/6	vs. South Florida	L, 9-5
3/7	vs. Western Michigan	L, 13-5
3/7	vs. Stanford	L, 7-3
3/8	vs. Coastal Carolina	W, 3-1
3/17	at Pacific	L, 3-1
3/18	at Fresno St.	L, 3-0
3/18	at Fresno St.	L, 2-0



2001 Team



RECORD BOOK

3/20	vs. California	L, 9-0
3/21	vs. UNLV	W, 2-1
3/21	vs. Utah St.	L, 10-4
3/22	vs. Eastern Kentucky	W, 2-1
3/22	vs. Iowa	L, 3-1
3/23	at Sacramento St.	W, 4-0
4/6	Central Conn. St.*	W, 8-0
4/6	Central Conn. St.*	W, 5-1
4/12	Fairleigh Dickinson*	W, 10-2
4/12	Fairleigh Dickinson*	W, 3-1
4/13	at Sacred Heart*	W, 10-2
4/13	at Sacred Heart*	W, 14-2
4/15	at Seton Hall	L, 1-0
4/15	at Seton Hall	L, 5-3
4/18	Robert Morris*	W, 6-3
4/18	Robert Morris*	W, 7-0
4/19	Saint Francis (Pa.)*	L, 3-2 (10)
4/19	Saint Francis (Pa.)*	W, 11-3
4/22	Quinnipiac*	W, 7-2
4/22	Quinnipiac*	W, 4-3
4/24	Monmouth*	W, 12-1
4/24	Monmouth*	W, 2-0
4/27	at St. Francis (N.Y.)*	W, 7-2
4/27	at St. Francis (N.Y.)*	W, 10-0
4/28	at Wagner*	W, 6-1
4/28	at Wagner*	W, 9-0
5/2	at UMBC*	L, 10-6
5/2	at UMBC*	L, 6-3
5/4	at Mount Saint Mary's*	W, 6-2
5/4	at Mount Saint Mary's*	W, 9-0
5/9	Quinnipiac* ¹	W, 6-3
5/9	UMBC* ¹	W, 9-3
5/10	Quinnipiac* ¹	W, 9-1
5/15	Georgia ²	L, 5-1
5/16	North Carolina ²	L, 10-2

* - Northeast Conference Game
 1 - Northeast Conference Tournament
 2 - NCAA Regionals

2004 (27-28)

Head Coach: Roy Kortmann
Northeast Conference: 16-2 (1st)

2/20	vs. Rutgers	L, 8-0 (6)
2/20	vs. Eastern Michigan	L, 6-2
2/21	vs. Michigan	L, 8-0 (6)
2/21	at Florida Atlantic	L, 4-2
2/22	vs. Rutgers	L, 4-2
3/4	vs. Illinois-Chicago	L, 7-5
3/4	vs. Purdue	L, 7-1
3/5	vs. Mississippi	L, 12-2 (5)
3/5	vs. Mercer	L, 4-1
3/6	at South Florida	L, 4-3
3/7	vs. Troy St.	L, 3-1
3/7	vs. Coastal Carolina	W, 6-5
3/12	at UNLV	L, 6-1
3/12	vs. Jacksonville	L, 6-5
3/13	vs. Oregon	L, 10-1 (5)
3/13	vs. Southern Utah	W, 5-4 (10)
3/14	at UNLV	L, 2-0
3/16	at Fresno St.	L, 5-0
3/16	at Fresno St.	L, 8-0 (5)
3/19	vs. Pitt	L, 4-3
3/19	at Sacramento St.	L, 4-0
3/20	vs. Nevada	L, 7-2
3/20	vs. Iowa	W, 2-1
3/21	vs. Utah St.	W, 2-1
3/27	at Fairleigh Dickinson*	W, 8-1
3/27	at Fairleigh Dickinson*	W, 9-1 (6)
3/28	Sacred Heart*	W, 3-0
3/28	Sacred Heart*	W, 9-2
4/8	Seton Hall	L, 4-2
4/9	Wagner*	W, 2-1

4/9	Wagner*	L, 4-2
4/10	St. Francis (N.Y.)*	W, 10-3
4/10	St. Francis (N.Y.)*	W, 6-1
4/16	at Monmouth*	W, 4-1
4/16	at Monmouth*	W, 4-0
4/18	Mount St. Mary's*	W, 4-1
4/18	Mount St. Mary's*	W, 8-0 (6)
4/20	at St. John's	W, 1-0
4/20	at St. John's	L, 6-3
4/24	at Quinnipiac*	W, 9-4
4/24	at Quinnipiac*	W, 8-0 (5)
4/25	at Central Conn. St.*	W, 3-2
4/25	at Central Conn. St.*	W, 6-4
4/27	Hofstra	W, 7-5 (10)
4/29	at Saint Peter's	L, 3-2
4/29	at Saint Peter's	W, 5-2
5/1	at Robert Morris*	W, 12-5
5/1	at Robert Morris*	L, 8-0 (5)
5/7	vs. Wagner* ¹	W, 5-1
5/7	vs. Quinnipiac* ¹	L, 3-1
5/8	vs. Wagner* ¹	W, 9-1
5/8	vs. Quinnipiac* ¹	W, 11-8
5/8	vs. Quinnipiac* ¹	W, 15-7
5/20	at Florida St. ²	L, 4-0
5/21	vs. Florida ²	L, 4-0

* - Northeast Conference Game
 1 - Northeast Conference Tournament
 2 - NCAA Regionals

2005 (22-28)

Head Coach: Roy Kortmann
Northeast Conference: 15-5 (2nd)

2/18	vs. Illinois St.	L, 10-1 (5)
2/18	vs. Iowa	L, 4-0 (6)
2/25	vs. Arizona St.	L, 14-0 (5)
2/25	vs. Cal St. Fullerton	L, 14-0 (5)
2/26	vs. BYU	L, 4-2
2/26	vs. Oregon St.	L, 12-1 (5)
2/27	vs. Ohio St.	L, 11-2 (5)
3/10	vs. Northern Illinois	L, 3-2
3/10	vs. Baylor	L, 8-0 (5)
3/11	vs. Temple	W, 9-2
3/11	vs. Central Florida	L, 8-0 (6)
3/12	vs. Southern Mississippi	L, 2-0
3/13	vs. Illinois-Chicago	W, 4-0
3/14	vs. Arizona	L, 10-1 (5)
3/15	vs. Minnesota	W, 8-5
3/15	vs. UNLV	L, 11-3
3/16	at UNLV	L, 8-4
3/18	vs. Oregon St.	L, 8-0 (5)
3/18	vs. Iowa	L, 8-0 (5)
3/25	vs. Iona	L, 10-1
3/25	at Hofstra	L, 5-1
3/26	vs. Iona	L, 3-2
3/26	at Hofstra	L, 15-0 (5)
4/3	Saint Francis (Pa.)*	W, 7-5
4/3	Saint Francis (Pa.)*	W, 18-3 (5)
4/5	at St. Francis (N.Y.)*	L, 4-1
4/5	at St. Francis (N.Y.)*	W, 13-1 (5)
4/7	at Seton Hall	W, 4-2
4/7	at Seton Hall	L, 6-0
4/9	Monmouth*	W, 5-3
4/9	Monmouth*	W, 9-0 (5)
4/10	at Sacred Heart*	W, 10-0 (5)
4/10	at Sacred Heart*	W, 4-1
4/16	at Mount St. Mary's*	W, 2-1
4/16	at Mount St. Mary's*	L, 10-0 (5)
4/20	St. John's	W, 13-5 (6)
4/20	St. John's	W, 2-1
4/24	Central Conn. St.*	W, 10-2 (5)
4/24	Central Conn. St.*	W, 8-0 (5)
4/25	Quinnipiac*	W, 8-0 (5)

4/25	Quinnipiac*	L, 10-5
5/1	at Wagner*	W, 8-5
5/1	at Wagner*	L, 9-1 (6)
5/4	Robert Morris*	W, 4-3
5/4	Robert Morris*	L, 4-3
5/8	at Fairleigh Dickinson*	W, 10-0 (5)
5/8	at Fairleigh Dickinson*	W, 7-4
5/13	vs. Wagner* ¹	L, 16-12
5/13	vs. Quinnipiac* ¹	W, 12-3
5/14	vs. Wagner* ¹	L, 6-2

2006 (34-23)

Head Coach: Roy Kortmann
Northeast Conference: 17-3 (1st)

2/17	vs. Alabama	L, 5-1
2/17	vs. Florida International	L, 5-2
2/18	vs. Mississippi	W, 4-2
2/18	at Florida Atlantic	W, 4-0
2/19	vs. Florida International	L, 4-3 (9)
2/24	vs. (4) Texas	L, 8-0 (5)
2/24	vs. (11) Oregon St.	L, 3-0
2/25	vs. Pacific	L, 11-2 (6)
2/25	vs. Cal Poly	W, 6-5 (8)
2/26	vs. (18) Baylor	L, 11-4
3/9	vs. Boston Univ.	W, 4-1
3/9	vs. Wright St.	W, 4-2
3/10	vs. Michigan St.	W, 6-2
3/10	vs. Georgia Tech	L, 5-2
3/11	at South Florida	L, 3-2
3/11	vs. N.C. St.	L, 4-0
3/16	vs. Jacksonville	W, 1-0
3/16	vs. Pacific	W, 6-1
3/17	vs. Iowa	W, 7-1
3/18	vs. Jacksonville	W, 2-0
3/18	vs. Illinois	L, 11-8
3/19	vs. California	L, 8-1
3/25	at Stony Brook	W, 1-0
3/25	vs. Quinnipiac*	W, 4-2
3/26	vs. Fairfield	W, 7-1
3/26	vs. Fairfield	L, 7-5
3/29	Hofstra	L, 5-1
3/31	Sacred Heart*	W, 9-0 (5)
3/31	Sacred Heart*	W, 9-2
4/2	at Monmouth*	L, 5-4
4/2	at Monmouth*	W, 3-0
4/7	Radford	L, 7-1
4/10	Wagner*	W, 2-1
4/10	Wagner*	W, 14-6 (5)
4/11	Seton Hall	L, 6-5
4/11	Seton Hall	L, 11-5
4/14	at Robert Morris*	L, 4-0
4/14	at Robert Morris*	W, 6-2
4/15	at Saint Francis (Pa.)*	W, 10-0 (5)
4/15	at Saint Francis (Pa.)*	W, 14-5
4/18	Fairleigh Dickinson*	W, 2-0
4/18	Fairleigh Dickinson*	W, 3-1
4/25	St. Francis (N.Y.)*	W, 11-1 (5)
4/25	St. Francis (N.Y.)*	W, 12-0 (5)
4/29	Mount St. Mary's*	L, 4-3
4/29	Mount St. Mary's*	W, 4-1
4/30	at Saint John's	L, 4-2
4/30	at Saint John's	W, 4-2
5/5	at Quinnipiac*	W, 3-0
5/5	at Quinnipiac*	W, 5-3
5/6	at Central Conn. St.*	W, 4-2 (8)
5/6	at Central Conn. St.*	W, 8-0
5/12	vs. Mount St. Mary's* ¹	W, 3-0
5/13	vs. Wagner* ¹	W, 4-3
5/13	vs. Robert Morris* ¹	W, 4-2
5/20	vs. Arizona St. ²	L, 6-0
5/20	vs. Penn St. ²	L, 2-1



* - Northeast Conference Game
 1 - Northeast Conference Tournament
 2 - NCAA Regionals

2007 (34-22)

Head Coach: Roy Kortmann
Northeast Conference: 16-2 (1st)

2/16	vs. St. John's	W, 7-3
2/16	at Florida Atlantic	L, 7-2
2/17	vs. Maryland	L, 1-4
2/17	vs. East Carolina	L, 0-4
2/18	at Florida Atlantic	W, 2-1
2/23	vs. Oklahoma St.	L, 4-6
2/24	vs. Loyola Marymount	L, 2-1
2/24	vs. Fresno St.	L, 4-1
2/25	vs. Cal St. Fullerton	W, 5-4 (9)
2/25	vs. Arizona St.	L, 7-0
3/8	vs. Michigan St.	W, 3-1
3/8	vs. Chattanooga	L, 7-0
3/9	vs. (24) N.C. State	L, 4-0
3/9	vs. Villanova	L, 1-0
3/10	vs. Mercer	W, 8-0 (5)
3/10	vs. Ohio St.	L, 5-4 (8)
3/13	vs. George Mason	W, 4-1
3/13	vs. South Florida	L, 6-5 (8)
3/14	vs. Quinnipiac*	W, 3-1
3/14	vs. Indiana	L, 6-1
3/16	vs. Rhode Island	W, 2-1
3/17	vs. UNLV	L, 5-4 (8)
3/17	vs. Kent St.	L, 4-3 (10)
3/18	vs. Princeton	L, 7-5
3/24	vs. Fairfield	W, 12-3 (5)
3/25	vs. Quinnipiac*	W, 5-2
3/25	vs. Stony Brook	W, 3-0
3/27	St. John's	W, 2-1
3/27	St. John's	W, 11-2 (6)
3/31	at Wagner*	W, 6-3 (8)
3/31	at Wagner*	W, 7-1



Margie Foster

4/7	at Sacred Heart*	W, 8-0 (5)
4/7	at Sacred Heart*	W, 8-1
4/11	at Seton Hall	W, 4-0
4/14	Central Conn. St.*	W, 16-0 (5)
4/14	Central Conn. St.*	W, 5-1
4/20	at Fairleigh Dickinson*	W, 16-0 (5)
4/20	at Fairleigh Dickinson*	W, 11-2 (5)
4/21	Monmouth*	W, 1-0
4/21	Monmouth*	W, 6-1
4/22	Mount St. Mary's*	W, 6-0

4/22	Mount St. Mary's*	W, 9-1 (5)
4/24	Hofstra	L, 4-0
4/26	Quinnipiac*	L, 2-0
4/26	Quinnipiac*	W, 11-2 (6)
4/29	at Saint Francis (Pa.)*	L, 5-6
4/29	at Saint Francis (Pa.)*	W, 1-0
4/30	at Robert Morris*	W, 19-7
4/30	at Robert Morris*	W, 7-1
5/11	vs. Quinnipiac* ¹	W, 1-0
5/11	vs. Monmouth* ¹	W, 7-1
5/12	vs. Wagner* ¹	L, 8-6
5/12	vs. Wagner* ¹	W, 10-0 (6)
5/18	at Massachusetts ²	L, 4-3 (9)
5/19	vs. Colgate ²	W, 5-1
5/19	at Massachusetts ²	L, 7-3

* - Northeast Conference Game
 1 - Northeast Conference Tournament
 2 - NCAA Regionals

2008 (34-17)

Head Coach: Roy Kortmann
Northeast Conference: 17-1 (1st)

2/15	vs. Missouri St.	W, 1-0
2/15	vs. Miami (Ohio)	W, 5-3
2/16	vs. N.C. St.	L, 0-1
2/16	vs. Kent St.	W, 3-0 (10)
2/18	vs. Missouri St.	L, 2-3
2/22	vs. Oregon	L, 1-2
2/23	vs. Fresno St.	L, 0-3
2/23	vs. (9) Arizona	L, 0-4
2/24	vs. (14) Hawaii	L, 0-3
2/24	vs. (23) Cal St. Fullerton	L, 2-7
3/6	vs. Chattanooga	L, 0-1
3/7	vs. Central Michigan	W, 3-1
3/7	vs. Villanova	W, 3-2
3/8	vs. Missouri	L, 4-5 (8)
3/9	vs. Purdue	L, 4-6
3/14	vs. Ball St.	L, 0-1
3/15	vs. Sam Houston St.	W, 3-1
3/15	vs. Georgia Southern	W, 4-3
3/16	vs. George Mason	W, 6-3
3/18	at Florida Gulf Coast	W, 3-2
3/18	at Florida Gulf Coast	L, 3-5
3/21	at South Florida	L, 0-1 (9)
3/21	at South Florida	W, 1-0 (8)
3/29	at Quinnipiac*	W, 8-0
3/29	at Quinnipiac*	W, 7-0
3/30	at Central Conn. St.*	W, 8-0 (5)
3/30	at Central Conn. St.*	W, 10-0 (6)
4/6	Robert Morris*	W, 3-0
4/6	Robert Morris*	L, 0-1
4/7	Saint Francis (Pa.)*	W, 10-0 (5)
4/7	Saint Francis (Pa.)*	W, 4-2
4/9	at St. John's	W, 6-1
4/12	at Mount St. Mary's*	W, 3-1
4/12	at Mount St. Mary's*	W, 5-0
4/13	at Monmouth*	W, 6-2
4/13	at Monmouth*	W, 3-1
4/17	Seton Hall	W, 8-0 (5)
4/17	Seton Hall	W, 8-0 (5)
4/19	Sacred Heart*	W, 8-6
4/19	Sacred Heart*	W, 1-0 (8)
4/20	Fairleigh Dickinson*	W, 4-0
4/20	Fairleigh Dickinson*	W, 5-0
4/23	Hofstra	L, 0-2
4/26	Wagner*	W, 10-3
4/26	Wagner*	W, 3-0
5/1	Rutgers	W, 4-0
5/10	Wagner ¹	W, 6-2
5/10	Saint Francis (Pa.) ¹	W, 4-3
5/11	Robert Morris ¹	W, 2-1
5/17	at Hofstra ²	L, 0-1

5/17	vs. Canisius ²	L, 2-3
------	---------------------------	--------

* - Northeast Conference Game
 1 - Northeast Conference Tournament
 2 - NCAA Regionals

2009 (33-17)

Head Coach: Roy Kortmann
Northeast Conference: 17-1 (1st)

2/06	vs. Pittsburgh	W, 3-1
2/06	vs. (6) Michigan	L, 0-4
2/07	vs. (24) Massachusetts	L, 0-8
2/07	vs. Maryland	W, 1-0
2/08	at Florida Atlantic	L, 0-5
2/20	vs. (3) Washington	L, 3-7
2/21	vs. (12) Northwestern	W, 11-6
2/21	vs. Cal St. Fullerton	W, 5-1
2/21	vs. Texas	L, 4-5
2/22	vs. UNLV	W, 8-2
2/28	vs. Illinois St.	L, 1-4
2/28	vs. (18) Northwestern	L, 0-11 (5)
3/13	vs. George Washington	L, 0-1 (8)
3/13	vs. Florida International	L, 1-2
3/14	vs. East Tennessee St.	L, 3-4
3/14	vs. Boston Univ.	W, 5-2
3/15	vs. Central Michigan	W, 8-0
3/17	vs. Iowa	L, 3-6
3/17	at Stetson	L, 1-3
3/20	vs. Rutgers	W, 2-0
3/28	at Wagner*	W, 4-1
3/28	at Wagner*	W, 9-1
4/2	at Hofstra	L, 4-5
4/4	Monmouth*	W, 9-3
4/4	Monmouth*	W, 6-0
4/5	Mount St. Mary's*	L, 0-1
4/5	Mount St. Mary's*	W, 6-5
4/10	at Fairleigh Dickinson*	W, 13-0
4/10	at Fairleigh Dickinson*	W, 9-0 (5)
4/13	at Sacred Heart*	W, 2-1
4/13	at Sacred Heart*	W, 2-0
4/16	St. John's	W, 3-2
4/18	Central Conn. St.*	W, 6-0
4/18	Central Conn. St.*	W, 3-0
4/19	Quinnipiac*	W, 3-1
4/19	Quinnipiac*	W, 2-1
4/23	at Seton Hall	L, 2-3 (8)
4/23	at Seton Hall	W, 4-1
4/25	at Robert Morris*	W, 3-0
4/25	at Robert Morris*	W, 10-3
4/26	at Saint Francis (Pa.)*	W, 2-0
4/26	at Saint Francis (Pa.)*	W, 7-4
4/28	Hofstra	W, 4-1
4/30	at Rutgers	W, 4-2
5/2	at Hofstra	W, 2-0
5/2	at Hofstra	W, 2-0
5/8	Monmouth ¹	L, 4-5 (8)
5/8	Robert Morris ¹	W, 7-3
5/9	Monmouth ¹	W, 8-6
5/9	Sacred Heart ¹	L, 0-4

* - Northeast Conference Game
 1 - Northeast Conference Tournament

2010 (39-18)

Head Coach: Roy Kortmann
Northeast Conference: 17-3 (1st)

2/12	vs. (3) Florida	L, 2-7
2/13	vs. Illinois St.	W, 11-4
2/13	vs. Florida Gulf Coast	L, 2-7
2/14	vs. East Carolina	W, 2-1
2/15	vs. Canisius	W, 5-1
2/19	vs. Bethune-Cookman	W, 4-1
2/19	at Florida International	L, 0-2
2/20	vs. Wisconsin	W, 8-2



RECORD BOOK

2/20	at Florida International	L, 1-2	3/5
2/21	vs. Florida Gulf Coast	W, 4-1	3/5
2/26	vs. Oregon	L, 1-3	3/6
2/27	vs. Long Beach St.	L, 1-5	3/11
2/28	vs. Cal Poly	W, 3-2 (8)	3/11
2/28	vs. UNLV	L, 4-5	3/12
3/12	vs. New Mexico St.	L, 4-5	3/12
3/13	vs. James Madison	L, 2-3	3/13
3/14	vs. Drake	L, 0-4	3/15
3/15	vs. Indiana	W, 4-3	3/17
3/18	vs. Dartmouth	W, 3-0	3/18
3/19	vs. (16) Ohio St.	W, 4-3	3/18
3/19	vs. Texas Tech	W, 3-2	3/19
3/20	vs. (19) Florida St.	L, 0-6	3/19
3/20	vs. Florida Atlantic	L, 0-1 (9 inn.)	3/20
3/25	at Hofstra	W, 3-1	4/3
3/27	Sacred Heart*	W, 8-0 (6)	4/3
3/27	Sacred Heart*	W, 7-5	4/7
3/28	Quinnipiac*	W, 10-0	4/7
3/28	Quinnipiac*	W, 3-1	4/9
4/2	at Wagner*	W, 7-6 (9)	4/9
4/2	at Wagner*	W, 9-1	4/14
4/10	at Monmouth*	L, 4-6	4/16
4/10	at Monmouth*	L, 1-4	4/16
4/11	at Mount St. Mary's*	W, 13-1	4/21
4/11	at Mount St. Mary's*	W, 6-2	4/21
4/15	Seton Hall	W, 8-1	4/22
4/15	Seton Hall	W, 11-1	4/22
4/17	Fairleigh Dickinson*	W, 6-0	4/26
4/17	Fairleigh Dickinson*	W, 10-2	4/26
4/21	at Stony Brook	W, 3-0	4/27
4/24	at Bryant	W, 3-1	4/30
4/24	at Bryant	W, 8-3	4/30
4/28	Hofstra	W, 8-5	5/1
4/29	at St. John's	W, 9-2	5/1
5/1	Robert Morris*	W, 4-3	5/7
5/1	Robert Morris*	W, 10-1	5/7

* - Northeast Conference Game
 1 - Northeast Conference Tournament
 2 - NCAA Regionals

2011 (18-35)

Head Coach: Roy Kortmann
Northeast Conference: 8-12 (8th)

2/11	at South Florida	L, 1-5	2/26
2/11	vs. N.C. State	L, 5-7	3/2
2/12	vs. (5) Florida	L, 2-9	3/2
2/12	vs. Marshall	L, 3-6	3/3
2/13	vs. Florida Gulf Coast	L, 2-8	3/3
2/18	vs. (11) Michigan	L, 0-6	3/4
2/18	at Florida Atlantic	L, 0-2	3/9
2/19	vs. Tulsa	L, 0-7	3/9
2/19	vs. Penn State	W, 1-0	3/10
2/20	at Florida Atlantic	W, 6-1	3/10
2/25	vs. UC Santa Barbara	L, 5-9	3/11
2/26	vs. (11) Texas	L, 0-10 (5)	3/13
2/26	vs. Oregon State	W, 3-0	3/14
2/27	vs. (18) Nebraska	L, 1-6 (6)	3/16
2/27	vs. Cal State Fullerton	L, 4-13 (5)	3/16
3/4	vs. Longwood	L, 0-8 (5)	3/17

vs. Virginia	L, 4-9
vs. North Carolina	L, 5-6
vs. (17) Louisiana Lafayette	L, 0-4
vs. Boston University	W, 8-6
vs. Ball State	W, 3-1
vs. Radford	W, 4-3
vs. Central Michigan	L, 0-8 (5)
vs. Colorado State	L, 1-3
vs. Rutgers	W, 9-6
vs. Dartmouth	L, 0-5
vs. Liberty	L, 4-6
vs. Texas Tech	L, 4-8
vs. North Florida	W, 4-2
vs. Florida Atlantic	L, 0-1 (8)
vs. (22) Texas A&M	L, 0-3
at Robert Morris*	L, 7-8 (8)
at Robert Morris*	L, 2-3
Monmouth*	L, 1-9
Monmouth*	L, 1-13 (5)
Mount St. Mary's*	W, 7-4
Mount St. Mary's*	W, 5-3
Stony Brook	W, 5-1
at Quinnipiac*	W, 1-0
at Quinnipiac*	W, 11-6
Wagner*	L, 1-3
Wagner*	L, 4-6 (9)
Bryant*	L, 5-6
Bryant*	L, 1-9
Central Connecticut*	W, 2-1
Central Connecticut*	L, 0-2
Hofstra	W, 3-2
at Sacred Heart*	L, 0-2
at Sacred Heart*	L, 0-7
at Fairleigh Dickinson*	W, 7-4
at Fairleigh Dickinson*	L, 3-5
at Saint Francis U.*	W, 13-3 (6)
at Saint Francis U.*	W, 8-1

* - Northeast Conference Game

2012 (25-35)

Head Coach: Roy Kortmann
Northeast Conference: 13-7 (T-2nd)

2/10	vs. Illinois State	L, 0-9 (5)
2/11	vs. (2) Florida	L, 0-8 (5)
2/11	vs. Florida Gulf Coast	L, 1-7
2/11	at South Florida	L, 2-10 (5)
2/12	vs. Maine	L, 0-1
2/17	vs. Maryland	L, 1-3
2/17	vs. (11) Michigan	L, 0-4
2/18	vs. (22) Kentucky	L, 1-2
2/18	vs. Wright State	L, 4-8 (10)
2/19	at Florida Atlantic	W, 7-2
2/24	vs. (14) Stanford	L, 0-3
2/25	vs. New Mexico State	L, 1-7
2/25	vs. BYU	L, 4-11
2/26	vs. Iowa	L, 0-7
2/26	vs. Long Beach State	W, 5-2
3/2	vs. Lipscomb	L, 5-13
3/2	vs. Penn State	L, 2-8
3/3	vs. Notre Dame	L, 0-5
3/3	vs. Virginia Tech	L, 2-5
3/4	vs. Ball State	L, 1-8
3/9	vs. Kennesaw State	L, 0-1
3/9	vs. Toledo	W, 10-1 (6)
3/10	vs. Bradley	L, 4-6
3/10	vs. Northern Iowa	W, 5-1
3/11	vs. East Tennessee State	W, 5-1
3/13	vs. Rutgers	L, 0-1
3/14	vs. Boston University	W, 4-3
3/16	vs. Coastal Carolina	L, 0-1
3/16	vs. North Florida	L, 2-8
3/17	vs. Canisius	W, 9-3



Brynn Lewis

3/17	vs. Florida A&M	W, 3-1
3/18	vs. Northwestern	L, 3-4
3/24	Robert Morris*	L, 2-8
3/24	Robert Morris*	L, 3-10
3/25	Saint Francis U.*	L, 3-5
3/25	Saint Francis U.*	W, 3-2
3/28	at Hofstra	L, 2-3 (9)
4/1	at Bryant*	W, 18-4 (6)
4/1	at Bryant*	W, 6-3
4/3	at Stony Brook	L, 0-7
4/6	Quinnipiac*	W, 5-4
4/6	Quinnipiac*	L, 4-13
4/7	Fairleigh Dickinson*	W, 5-4
4/7	Fairleigh Dickinson*	W, 14-7
4/12	St. John's	W, 13-3
4/15	Sacred Heart*	W, 5-1
4/15	Sacred Heart*	W, 6-1
4/20	at Central Connecticut*	W, 4-3
4/20	at Central Connecticut*	W, 3-1
4/21	at Wagner*	W, 5-3
4/21	at Wagner*	W, 9-7
4/29	at Monmouth*	L, 1-2
4/29	at Monmouth*	L, 1-9 (6)
5/5	at Mount St. Mary's*	W, 5-4
5/5	at Mount St. Mary's*	L, 3-4
5/10	vs. Quinnipiac ¹	W, 5-0
5/11	at Robert Morris ¹	W, 1-0
5/12	vs. Quinnipiac ¹	W, 10-5
5/18	at (2) Arizona State ²	L, 0-9 (5)
5/19	vs. Long Beach State ²	L, 4-5 (9)

* - Northeast Conference Game
 1 - Northeast Conference Tournament
 2 - NCAA Regionals



2013 (19-38)

Head Coach: Roy Kortmann
Northeast Conference: 13-7 (4th)

2/8	vs. Fordham	L, 6-14 (6)
2/8	vs. (rv) Virginia Tech	L, 1-9 (5)
2/9	vs. Chattanooga	L, 4-6
2/10	vs. Southern Illinois	L, 2-4
2/15	vs. Maryland	L, 3-5
2/16	vs. (14) Michigan	W, 2-1
2/16	at Florida Atlantic	L, 1-6
2/17	vs. Maryland	L, 1-18 (5)
2/17	at Florida Atlantic	W, 7-4
2/22	vs. (23) Florida State	L, 1-15 (5)
2/23	vs. Utah	L, 0-7
2/23	vs. Nevada	L, 0-3
2/24	vs. Northwestern	L, 9-10
2/24	vs. Cal Poly	L, 2-14 (5)
3/1	vs. Illinois State	L, 0-17 (5)
3/1	vs. (10) Oregon	L, 1-8
3/2	vs. Mississippi State	L, 0-2
3/2	vs. Pitt	L, 5-13
3/3	vs. Notre Dame	L, 0-5
3/8	vs. Western Michigan	W, 8-3
3/8	vs. Loyola Marymount	L, 4-9
3/9	vs. BYU	W, 3-2
3/9	vs. Tennessee Tech	L, 3-9
3/10	vs. Loyola-Chicago	L, 0-2
3/15	vs. Radford	L, 0-11 (5)
3/15	vs. Florida A&M	L, 3-5 (8)
3/16	vs. Boston College	L, 4-7
3/16	at South Florida	L, 0-5
3/17	vs. Oklahoma State	L, 0-6
3/24	Central Connecticut*	L, 0-5
3/24	Central Connecticut*	L, 1-9
3/27	Stony Brook	L, 7-8 (9)
3/29	at Fairleigh Dickinson*	W, 4-0
3/29	at Fairleigh Dickinson*	L, 2-5
4/6	at Quinnipiac*	W, 4-2
4/6	at Quinnipiac*	W, 9-7
4/7	at Sacred Heart*	L, 4-5 (10)
4/7	at Sacred Heart*	W, 3-2
4/10	at St. John's	L, 5-7
4/13	Bryant*	W, 12-4 (6)
4/13	Bryant*	W, 8-7
4/14	Wagner*	W, 6-5
4/14	Wagner*	W, 5-1
4/20	at Robert Morris*	L, 0-1 (8)
4/20	at Robert Morris*	W, 7-3
4/21	at Saint Francis U.*	W, 10-0
4/21	at Saint Francis U.*	W, 6-5 (8)
4/25	at Hofstra	L, 1-9 (6)
4/27	Monmouth*	W, 2-1
4/27	Monmouth*	L, 2-8
4/28	Mount St. Mary's*	L, 2-4
4/28	Mount St. Mary's*	W, 5-0
4/30	Rutgers	L, 2-5
5/9	at Robert Morris ¹	W, 7-3
5/10	vs. Central Connecticut ¹	L, 4-5
5/11	vs. Monmouth ¹	W, 7-0
5/11	vs. Central Connecticut ¹	L, 3-4

* - Northeast Conference Game
 1 - Northeast Conference Tournament

2014 (22-34)

Head Coach: Roy Kortmann
Northeast Conference: 9-7 (4th)

2/7	vs. Fordham	L, 0-5
2/7	at UCF	L, 2-3
2/8	vs. Chattanooga	W, 8-6
2/9	vs. South Dakota	L, 2-4

2/14	vs. Mississippi State	L, 1-5
2/14	vs. South Carolina	L, 5-9
2/15	vs. Mississippi State	L, 0-1 (11)
2/15	at Florida Atlantic	L, 0-4
2/16	vs. Maryland	W, 2-1
2/21	vs. New Mexico	W, 4-2
2/22	vs. Cal State Northridge	W, 5-2
2/22	vs. Northwestern	L, 1-14 (5)
2/23	vs. UC Davis	L, 1-4
2/23	vs. Fresno State	L, 2-6
2/28	vs. Bethune Cookman	L, 2-5
2/28	vs. Florida Gulf Coast	L, 1-2
3/1	vs. Eastern Michigan	W, 2-1
3/1	vs. Michigan State	L, 3-7
3/2	vs. Eastern Michigan	W, 9-4
3/7	vs. Western Michigan	W, 5-0
3/7	vs. Maine	L, 0-1
3/8	vs. Toledo	W, 1-0 (8)
3/8	vs. Northwestern	L, 0-10 (5)
3/9	vs. Kansas	L, 0-6
3/14	vs. Butler	W, 4-3
3/14	vs. Green Bay	L, 3-9
3/15	vs. Central Michigan	L, 1-4
3/15	vs. Boston University	L, 3-4
3/16	vs. Purdue	L, 2-3
3/19	at Stony Brook	L, 1-2
3/21	Manhattan	W, 9-3
3/22	at Manhattan	L, 0-8 (5)
3/22	at Manhattan	W, 10-7
4/5	at Central Connecticut*	W, 4-0
4/5	at Central Connecticut*	W, 4-3 (8)
4/6	at Bryant*	L, 0-11 (5)
4/6	at Bryant*	L, 2-6
4/10	St. John's	L, 7-10
4/12	Robert Morris*	L, 0-4
4/12	Robert Morris*	W, 4-0
4/13	Saint Francis U. *	W, 1-0
4/13	Saint Francis U.*	W, 6-4
4/18	at Mount St. Mary's*	L, 0-3
4/18	at Mount St. Mary's*	L, 0-1
4/24	Hofstra	L, 0-12
4/26	Fairleigh Dickinson*	L, 2-7
4/26	Fairleigh Dickinson*	W, 6-4
4/27	Sacred Heart*	W, 1-0
4/28	Sacred Heart*	W, 2-1
5/1	Rutgers	L, 0-3
5/3	at Wagner*	W, 4-3 (8)
5/3	at Wagner*	L, 2-3
5/8	at Bryant ¹	L, 4-7
5/9	vs. Fairleigh Dickinson ¹	W, 7-2
5/9	vs. Central Connecticut ¹	W, 4-2
5/10	at Bryant ¹	L, 3-5

* - Northeast Conference Game
 1 - Northeast Conference Tournament

2015 (23-30)

Head Coach: Roy Kortmann
Northeast Conference: 10-6 (T-3rd)

2/6	vs. Kansas	L, 0-8 (5 inn.)
2/6	vs. Georgia Tech	W, 4-3
2/7	vs. Arkansas	L, 0-8 (5 inn.)
2/7	vs. Penn State	L, 1-9 (5 inn.)
2/8	at Florida Atlantic	L, 0-7
2/13	vs. Memphis	L, 6-8
2/13	vs. Purdue	L, 6-7
2/14	vs. Purdue	L, 0-12 (5 inn.)
2/14	at FIU	L, 4-12 (5 inn.)
2/15	at FIU	L, 1-2
2/19	vs. (rv) South Carolina	L, 3-7
2/20	vs. (11) Kentucky	L, 3-5

2/21	vs. Cal Poly	L, 2-7
2/22	vs. (21) Cal	L, 1-11 (6 inn.)
2/27	vs. Florida A&M	W, 8-4
2/27	vs. Iowa	L, 2-10 (5 inn.)
2/28	vs. Princeton	W, 5-4
3/1	at (17) UCF	L, 0-2
3/6	vs. Quinnipiac	W, 9-0 (5 inn.)
3/6	at Florida Gulf Coast	L, 1-7
3/7	vs. Boston Univ.	W, 10-7 (10 inn.)
3/7	vs. Pitt	L, 1-6
3/8	vs. Quinnipiac	W, 8-0 (6 inn.)
3/13	vs. Purdue	L, 1-9 (5 inn.)
3/13	vs. Florida A&M	W, 5-0
3/14	vs. Boston Univ.	L, 3-11 (6 inn.)
3/14	vs. Maine	W, 4-2
3/15	vs. UMass	W, 3-2
3/25	at St. John's	L, 1-9 (6 inn.)
3/29	Wagner*	W, 10-4
3/29	Wagner*	W, 5-4
4/1	Saint Joseph's	W, 11-9
4/3	at Fairleigh Dickinson*	L, 0-7
4/3	at Fairleigh Dickinson*	W, 13-2 (5 inn.)
4/11	at Sacred Heart*	L, 1-8
4/11	at Sacred Heart*	W, 3-0
4/15	at Hofstra	L, 0-8 (5 inn.)
4/18	at Robert Morris*	L, 2-4
4/18	at Robert Morris*	L, 5-6
4/19	at Saint Francis U.*	W, 5-1
4/19	at Saint Francis U.*	L, 8-9 (8 inn.)
4/25	Bryant*	L, 3-12 (6 inn.)
4/25	Bryant*	W, 3-2
4/26	Mount St. Mary's*	W, 10-2 (5 inn.)
4/26	Mount St. Mary's*	W, 9-5
4/28	at Rutgers	L, 9-18 (5 inn.)
4/30	Stony Brook	W, 14-13
5/2	Central Connecticut*	W, 5-4
5/2	Central Connecticut*	W, 5-4
5/7	at Robert Morris ¹	W, 11-2 (5 inn.)
5/8	vs. Central Connecticut ¹	L, 2-6
5/8	at Robert Morris ¹	W, 12-1 (5 inn.)
5/9	vs. Central Connecticut ¹	L, 8-9 (8 inn.)

* - Northeast Conference Game
 1 - Northeast Conference Tournament



ALL-TIME POSTSEASON RESULTS

1983 NYS AIAW Tournament

5/13 vs. Iona L, 3-4 (9 inn.)
 5/14 vs. Colgate L, 3-8

1984 NYS AIAW Tournament

5/11 vs. Mercy L, 8-9
 5/13 vs. Canisius L, 0-1

1985 NYS AIAW Tournament

5/10 vs. Mercy W, 1-0
 5/10 vs. Iona W, 7-5
 5/11 vs. Iona L, 5-7
 5/11 vs. Iona W, 10-7

1986 ECAC Tournament

5/8 vs. Brown L, 2-3
 5/9 vs. UConn L, 0-3

1987 ECAC Tournament

5/8 vs. Vermont W, 1-0
 5/9 vs. Maine L, 4-8
 5/9 vs. Colgate W, 6-3
 5/9 vs. Maine L, 0-9

1988 ECAC Tournament

5/7 vs. St. John's W, 1-0
 5/7 vs. Boston College L, 5-6
 5/7 vs. St. John's L, 0-2

1989 ECAC Tournament

5/13 vs. Vermont L, 5-9
 5/13 vs. St. John's L, 2-9

1999 NCAA Tournament

5/20 vs. Massachusetts L, 2-3
 5/21 vs. Manhattan W, 4-3
 5/22 vs. Massachusetts L, 0-3

2001 NCAA Tournament

5/10 vs. Lehigh W, 4-2
 5/10 vs. Lehigh L, 1-3
 5/11 vs. Lehigh L, 3-4 (9 inn.)

2003 NCAA Tournament

5/15 vs. Georgia L, 1-5
 5/16 vs. North Carolina L, 1-0

2004 NCAA Tournament

5/20 vs. Florida State L, 0-4
 5/21 vs. Florida L, 0-4

2006 NCAA Tournament

5/20 vs. Arizona State L, 0-6
 5/21 vs. Penn State L, 1-2

2007 NCAA Tournament

5/18 vs. Massachusetts L, 3-4 (9 inn.)
 5/19 vs. Colgate W, 5-1
 5/19 vs. Massachusetts L, 3-7

2008 NCAA Tournament

5/17 vs. Hofstra L, 0-1
 5/19 vs. Canisius L, 3-2

2010 NCAA Tournament

5/21 vs. Massachusetts W, 3-1
 5/22 vs. Arizona State L, 2-3
 5/22 vs. Boston University W, 5-4
 5/23 vs. Arizona State L, 1-9

2012 NCAA Tournament

5/18 at Arizona State L, 0-9 (5 inn.)
 5/19 vs. Long Beach State L, 4-5 (9 inn.)

ALL-TIME SERIES HISTORY

Opponent	LIU	Opp.	Last LIU Win	Last Opp. Win	Opponent	LIU	Opp.	Last LIU Win	Last Opp. Win
Adelphi	3	1	'93 (10-4, 7-0)	'92 (2-3)	Cornell	1	0	'97 (5-4)	----
Alabama-Birmingham	0	3	----	'06 (1-5)	CUNY Tech	1	0	'82 (20-6)	----
UAB	1	0	'02 (2-1)	----	CW Post	0	1	----	'84 (1-7)
Arkansas	0	1	----	'15 (0-8)	Dartmouth	1	1	'10 (3-0)	'11 (0-5)
Army	3	1	'97 (4-0)	'83 (4-7)	Delaware	3	2	'91 (6-0, 7-2)	'94 (2-6)
Arizona	0	2	----	'08 (0-4)	Delaware State	2	0	'95 (14-0, 37-0)	----
Arizona State	0	6	----	'12 (0-9)	DePaul	0	1	----	'01 (0-3)
Ball State	1	2	'11 (3-1)	'12 (1-8)	Detroit	0	1	----	'99 (0-5)
Baylor	0	2	----	'06 (4-11)	Drake	0	1	----	'10 (0-4)
Bethune-Cookman	3	1	'10 (4-1)	'14 (2-5)	East Carolina	1	2	'10 (2-1)	'07 (0-4)
Boston College	1	3	'92 (2-1)	'13 (4-7)	East Tennessee State	1	1	'12 (5-1)	'09 (3-4)
Boston University	8	2	'15 (10-7)	'15 (3-11)	Eastern Kentucky	2	0	'03 (2-1)	----
Bradley	0	1	----	'12 (4-6)	Eastern Michigan	2	1	'14 (2-1, 9-4)	'04 (2-6)
Brooklyn College	9	1	'92 (20-0, 13-3)	'83 (8-9)	Elon	0	1	----	'01 (2-3)
Brown	4	5	'95 (5-4)	'95 (6-8)	Fairfield	7	3	'07 (12-3)	'06 (5-7)
Brigham Young	1	2	'13 (3-2)	'12 (4-11)	Florida	0	4	----	'12 (0-8)
Bryant	7	7	'15 (3-2)	'15 (3-12)	Fairleigh Dickinson	29	4	'15 (13-2)	'15 (0-7)
Butler	1	0	'14 (4-3)	----	Florida A&M	3	1	'15 (8-4, 5-0)	'13 (3-5)
California	0	4	----	'15 (1-11)	Florida Atlantic	6	9	'13 (7-4)	'15 (0-7)
UCLA	0	1	----	'03 (0-7)	Florida Gulf Coast	2	6	'10 (4-1)	'15 (1-7)
UC Davis	0	1	----	'14 (1-4)	Florida International	1	6	'03 (4-2)	'15 (4-12, 1-2)
UC Santa Barbara	0	1	----	'11 (5-9)	Florida State	0	3	----	'13 (1-15)
California (Pa.)	0	1	----	'96 (3-2)	Fordham	13	4	'01 (9-2, 9-1)	'14 (0-5)
Cal Poly	2	2	'10 (3-2)	'15 (2-7)	Fresno State	0	7	----	'14 (2-6)
Cal State Fullerton	2	3	'09 (5-1)	'11 (4-13)	George Mason	4	1	'08 (6-3)	'03 (2-3)
Cal State Northridge	1	0	'14 (5-2)	----	George Washington	0	1	----	'09 (0-1)
Canisius	2	2	'12 (9-3)	'08 (2-3)	Georgia	0	2	----	'03 (1-5)
Central Connecticut	36	9	'15 (5-4, 5-4)	'15 (2-6, 8-9)	Georgia Southern	1	0	'08 (4-3)	----
Central Florida	0	3	----	'15 (0-2)	Georgia Tech	1	2	'15 (4-3)	'06 (2-5)
Central Michigan	2	2	'09 (8-0)	'14 (1-4)	Green Bay	0	2	----	'14 (3-9)
CCNY	2	0	'83 (18-2)	----	Hampton	0	1	----	'96 (1-5)
Chattanooga	1	3	'14 (8-6)	'13 (4-6)	Hartford	0	1	----	'97 (0-1)
Coastal Carolina	2	1	'04 (6-5)	'12 (0-1)	Harvard	0	2	----	'92 (0-5, 2-9)
Colgate	6	1	'07 (4-3, 8-3)	'83 (3-8)	Hawaii	0	1	----	'08 (0-3)
Colorado State	0	1	----	'11 (1-3)	Hofstra	10	19	'11 (3-2)	'15 (0-8)
Concordia	0	1	----	'84 (8-21)	Holy Cross	2	0	'88 (5-2, 2-1)	----
Connecticut	0	9	----	'02 (1-5)	Hunter	4	1	'85 (5-3)	'88 (1-5)



Opponent	LIU	Opp.	Last LIU Win	Last Opp. Win	Opponent	LIU	Opp.	Last LIU Win	Last Opp. Win
Illinois	0	8	----	'06 (8-11)	Pittsburgh	1	3	'09 (3-1)	'15 (1-6)
Illinois State	1	4	'10 (11-4)	'13 (0-17)	Princeton	1	4	'15 (5-4)	'07 (5-7)
Illinois-Chicago	1	1	'05 (4-0)	'04 (5-7)	Providence	1	1	'99 (4-2)	'97 (0-2)
Indiana	2	1	'10 (4-3)	'07 (6-1)	Purdue	0	6	----	'15 (6-7, 0-12, 1-9)
Iona	18	10	'99 (9-1)	'05 (1-10)	Queens	8	2	'90 (5-1)	'86 (2-3)
Iowa	2	6	'06 (7-1)	'15 (2-10)	Quinnipiac	38	4	'15 (9-0, 8-0)	'12 (4-13)
Jacksonville State	2	1	'06 (1-0, 2-0)	'04 (5-6)	Radford	5	3	'11 (4-3)	'13 (0-11)
James Madison	0	1	----	'10 (2-3)	Rhode Island	1	0	'07 (2-1)	----
John Jay	1	1	'82 (13-6)	'84 (8-12)	Rider	3	10	'96 (6-1, 1-0)	'98 (2-3, 4-6)
Kansas	0	2	----	'15 (0-8)	Robert Morris	36	23	'15 (11-2, 12-1)	'15 (2-4, 5-6)
Kennesaw State	0	1	----	'12 (0-1)	Rutgers	6	17	'11 (9-6)	'15 (9-18)
Kent State	1	1	'08 (3-0)	'07 (3-4)	Sacramento State	1	1	'03 (4-0)	'04 (0-4)
Kentucky	0	2	----	'15 (3-5)	Sacred Heart	26	5	'15 (3-0)	'15 (1-8)
Kingsborough	1	0	'82 (13-2)	----	St. Francis (N.Y.)	42	2	'06 (11-1, 12-0)	'05 (1-4)
Lafayette	11	1	'01 (4-2)	'87 (5-7)	Saint Francis U.	38	11	'15 (5-1)	'15 (8-9)
La Salle	5	9	'96 (6-2)	'97 (0-8, 1-6)	St. John's	23	18	'12 (13-3)	'15 (1-9)
Lehigh	9	5	'01 (4-2)	'01 (1-3, 3-4)	Saint Joseph's	5	3	'15 (11-9)	'00 (0-7)
Lehman	1	0	'85 (4-3)	----	Saint Louis			First Meeting	
Liberty	1	3	'96 (2-1)	'11 (4-6)	St. Mary's (Calif.)	1	0	'02 (5-3)	----
Lipscomb	0	1	----	'12 (5-13)	Saint Peter's	26	7	'04 (5-2)	'04 (2-3)
Lock Haven	1	1	'86 (3-2)	'86 (1-14)	St. Xavier	1	0	'99 (7-6)	----
Long Beach State	1	2	'12 (5-2)	'12 (4-5)	Sam Houston State	1	0	'08 (3-1)	----
Longwood	0	1	----	'11 (0-8)	San Jose State			First Meeting	
Louisiana-Lafayette	0	3	----	'11 (0-4)	Seton Hall	23	15	'10 (8-1, 11-1)	'09 (2-3)
LSU	0	1	----	'02 (0-15)	Siena	10	3	'97 (5-4, 6-5)	'01 (0-2)
Loyola Marymount	0	2	----	'13 (4-9)	Southampton	9	3	'89 (8-5)	'89 (4-12)
Loyola-Chicago	0	1	----	'13 (0-2)	South Carolina	0	2	----	'15 (3-7)
Maine	6	6	'15 (4-2)	'14 (0-1)	South Dakota	0	1	----	'14 (2-4)
Manhattan	26	7	'14 (9-3, 10-7)	'14 (0-8)	South Florida	1	8	'08 (1-0)	'13 (0-5)
Marist	7	10	'97 (2-1, 5-2)	'97 (0-10)	Southern Connecticut	0	2	----	'85 (0-2)
Marshall	0	1	----	'11 (3-6)	Southern Illinois	0	1	----	'13 (2-4)
UMBC	12	10	'03 (9-3)	'03 (6-10, 3-6)	Southern Mississippi	0	1	----	'05 (0-2)
Maryland	4	10	'14 (2-1)	'13 (3-5, 1-18)	Southern Utah	1	0	'04 (5-4)	----
Massachusetts	2	9	'15 (3-2)	'09 (0-8)	Stanford	0	2	----	'12 (0-3)
UMass Lowell	0	1	----	'84 (3-4)	Staten Island	2	0	'84 (17-3)	----
Memphis	0	1	----	'15 (6-8)	Stetson	0	1	----	'09 (1-3)
Mercer	1	1	'07 (8-0)	'04 (1-4)	Stony Brook	5	3	'15 (14-13)	'14 (1-2)
Mercy	6	7	'92 (4-2)	'92 (1-2)	Temple	2	1	'00 (6-3)	'05 (9-2)
Miami (Ohio)	1	0	'08 (5-3)	----	Tennessee	0	2	----	'02 (1-2, 3-4)
Michigan	1	4	'13 (2-1)	'12 (0-4)	Tennessee Tech	0	2	----	'13 (3-9)
Michigan State	2	1	'07 (3-1)	'14 (3-7)	Texas	0	3	----	'11 (0-10)
Middle Tennessee State			First Meeting		Texas A&M	0	1	----	'11 (0-3)
Minnesota	1	0	'05 (8-5)	----	Texas Tech	1	1	'10 (3-2)	'11 (4-8)
Mississippi	1	1	'06 (4-2)	'04 (2-12)	Toledo	2	0	'14 (1-0)	----
Mississippi State	0	3	----	'14 (1-5, 0-1)	Towson	3	1	'87 (9-2, 10-3)	'86 (1-6)
Missouri	0	1	----	'08 (4-5)	Troy State	1	1	'97 (3-1)	'04 (1-3)
Missouri State	1	1	'08 (1-0)	'08 (2-3)	Tulsa	0	1	----	'11 (0-7)
Molloy	1	1	'85 (6-0)	'86 (3-7)	UNLV	2	4	'09 (8-2)	'07 (4-5)
Monmouth	55	30	'13 (2-1, 7-0)	'13 (2-8)	Ursinus	1	0	'87 (1-0)	----
Mount St. Mary's	42	11	'15 (10-2, 9-5)	'14 (0-3, 0-1)	Utah	0	1	----	'13 (0-7)
Muhlenberg	0	1	----	'82 (6-20)	Utah State	1	2	'04 (2-1)	'03 (4-10)
Nebraska	0	3	----	'11 (1-6)	Valparaiso	1	1	'98 (1-0)	'98 (2-3)
Nevada	0	2	----	'13 (0-3)	Vermont	3	3	'89 (2-0, 2-0)	'97 (2-3)
New Mexico	1	0	'14 (4-2)	----	Villanova	16	16	'08 (3-2)	'07 (0-1)
New Mexico State	0	2	----	'12 (1-7)	Virginia	0	3	----	'11 (4-9)
UNLV	1	2	'03 (2-1)	'10 (4-5)	Virginia Tech	1	2	'02 (5-3)	'13 (1-9)
New York Tech	0	2	----	'85 (0-1)	Wagner	67	17	'15 (10-4, 5-4)	'14 (2-3)
North Carolina	0	2	----	'11 (5-6)	Washington	0	1	----	'09 (3-7)
UNC-Greensboro	2	1	'01 (4-3)	'99 (0-8)	Western Illinois	2	3	'00 (4-3)	'00 (1-4)
UNC Wilmington	4	2	'02 (7-6)	'96 (3-5)	Western Michigan	2	1	'14 (5-0)	'03 (5-13)
North Carolina State	0	4	----	'11 (5-7)	Wilson College	1	0	'84 (20-5)	----
Northern Iowa	1	1	'12 (5-1)	'97 (2-14)	Wisconsin	1	2	'10 (8-2)	'03 (2-5)
Northwestern	1	5	'09 (11-6)	'14 (1-14, 0-10)	Wright State	1	1	'06 (4-2)	'12 (4-8)
North Florida	1	1	'11 (4-2)	'12 (2-8)	Yale	1	1	'97 (3-2)	'98 (3-5)
Notre Dame	0	2	----	'13 (0-5)					
Ohio	1	0	'03 (14-4)	----					
Ohio State	1	2	'10 (4-3)	'07 (4-5)					
Oklahoma State	0	2	----	'13 (0-6)					
Oregon	0	4	----	'13 (1-8)					
Oregon State	1	3	'11 (3-0)	'06 (0-3)					
Pace	1	2	'83 (9-3)	'84 (2-8, 6-9)					
Pacific	1	4	'06 (6-1)	'06 (2-11)					
Penn	2	1	'98 (4-0)	'95 (1-2)					
Penn State	1	3	'11 (1-0)	'15 (1-9)					

2016 Opponents in Bold