



**LIU BROOKLYN**

**BASEBALL**



**#BLACKBIRDNATION**

**2015  
RECORD BOOK**



QUICK FACTS

GENERAL INFORMATION

Founded ..... 1926
Enrollment ..... 11,000
Nickname..... Blackbirds
Colors ..... Black and Silver
Conference..... Northeast Conference
Home Field ..... LIU Field
Capacity..... 500
Athletics Web Site ..... www.liuathletics.com
President ..... Dr. Kimberly Cline
Provost ..... Gale Stevens Haynes
Interim Director of Athletics ..... Brad Cohen
Senior Associate AD/SWA ..... Margaret Alaimo
Head Athletic Trainer..... Danny O'Connor
Athletic Department Phone..... (718) 488-1030
Athletic Department Fax..... (718) 488-1669

COACHING STAFF

Head Coach..... Alex Trezza
Alma Mater, Year ..... Stony Brook, 2004
Overall Record ..... 0-0 (first season)
Record at LIU ..... 0-0 (first season)
E-mail ..... alexander.trezza@liu.edu
Assistant Coach..... Louie Bernadini (first season)
Assistant Coach ..... Matt Grosso (first season)
Baseball Office Phone..... (718) 488-1000 (x3034)

TEAM INFORMATION

2013-14 Overall Record: .....25-25-1
2013-14 Conference Record/Finish:..... 11-13/4th
Starters Returning/Lost:..... 4/5
Letterwinners Returning/Lost:..... 15/12
Newcomers:..... 8

HISTORY

First Season: ..... 1929
All-Time Record: ..... 1183-1014-19 (76 seasons)
NCAA Appearances: ..... 2
Last NCAA Appearance:..... 1972

ATHLETICS MEDIA RELATIONS

Assistant Director of Media Relations: ..... Casey Snedecor
Baseball Contact
Phone: ..... (718) 488-1307
E-mail: ..... catherine.snedecor@liu.edu
Assistant AD/Media Relations Director:..... Dan Lobacz
Phone: ..... (718) 488-1420
E-mail: ..... daniel.lobacz@liu.edu
Media Relations Graduate Assistant: ..... Emily Nassi
Phone: .....(718) 488-1000 ext. 3026
E-mail: ..... emily.nassi@my.liu.edu
Media Relations Fax:..... (718) 488-3302
Mailing Address:..... One University Plaza
Wellness Center/Room 214-216
Brooklyn, N.Y. 11201

Credits

The 2015 LIU Brooklyn Baseball Record Book was written by Casey Snedecor. Editorial assistance by Dan Lobacz and Emily Nassi. Photography by Gene Boyars, Mike McLaughlin and Adina Stevens.

TABLE OF CONTENTS

Quick Facts..... 1
Roster..... 2
Northeast Conference Season Review ..... 4
LIU Brooklyn Athletics Hall of Fame ..... 4
Statistics ..... 5
Season Results ..... 6
Batting/Fielding Records ..... 7-8
Pitching Records ..... 9
Season-by-Season Leaders ..... 10-11
Single Game Records ..... 12
Team Records ..... 12
Season-by-Season Results ..... 12
All-Time Coaches ..... 13
All-Americans ..... 13
All-Time Postseason Results..... 13
All-Time Northeast Conference Award Winners ..... 14
All-Time LIU Brooklyn MLB Draftees..... 14



DIRECTIONS TO LIU

Via Subway: Take the R (local) or B, Q (express) to DeKalb Avenue or take the 2, 3, 4 or 5 to Nevins Street. Also, A, C can be taken to Jay St./Borough Hall.
Manhattan via the Manhattan Bridge: Proceed along Flatbush Avenue Extension to Myrtle Avenue and turn left at light. Take Myrtle Avenue to Ashland Place. Turn right onto Ashland Place and proceed to DeKalb Avenue, turning right. Parking garage is first brick building on the right.
From Manhattan via the Brooklyn Bridge: Proceed along Adams Street, making a left onto Tillary St. Turn right onto Flatbush Avenue Extension and make first left at Myrtle Avenue. Turn right onto Ashland Place and proceed to DeKalb Avenue and make a right. Parking garage is first brick building on the right.
From Brooklyn: Belt Parkway to BQE. Take BQE to Cadman Plaza West and proceed to Tillary Street. Turn left on Tillary Street and turn right onto Flatbush Avenue Extension. Make immediate left at light onto Myrtle Avenue. Turn right onto Ashland Place and proceed to DeKalb Ave. and make a right. Parking garage is first brick building on the right.
From Queens/Long Island: Long Island Expressway (495 West) to BQE (278 West) to Tillary Street exit. Turn right onto Flatbush Avenue Extension and make first left at Myrtle Avenue. Turn right onto Ashland Place and proceed to DeKalb Avenue, turning right.
From Staten Island: Take Verrazano Bridge to BQE. See above.
From Northern New Jersey: Take New Jersey Turnpike south to Holland Tunnel to Canal Street East and follow to Manhattan Bridge. See above.
From Southern New Jersey: New Jersey Turnpike north to Exit 10 (Outerbridge Crossing) to 278 East Verrazano Bridge to BQE. Follow directions from Brooklyn.
From New England/Westchester County: Merritt Parkway South or 95 South to the Hutchinson Parkway South and over the Whitestone Bridge. Take 678 South (Van Wyck Expressway) to 495 West (Long Island Expressway). Follow directions from Queens.



## 2014 LIU BROOKLYN BASEBALL ROSTER

NO.	NAME	POS.	HT.	WT.	B-T	CL.	HOMETOWN/PREVIOUS SCHOOL
2	Luis Rios	OF	5-9	170	R/R	Jr.	Brooklyn, N.Y./Franklin D. Roosevelt
3	Harrison Preschel	C	5-9	190	R/R	So.	Teaneck, N.J./Teaneck
4	Vincent Tranchina	C	6-1	190	R/R	Jr.	Manasquan, N.J./Brookdale C.C.
5	Dom Paiotti	IF	6-1	185	R/R	Fr.	Rochelle Park, N.J./St. Joseph Regional
6	John Knauth	OF	6-1	190	L/L	Jr.	Orchard Park, N.Y./Niagara County C.C.
7	Jon McAllister	OF	6-0	190	L/L	Sr.	Philadelphia, Pa./Harford (Md.) C.C.
11	Charles Misiano	SS/2B	5-6	145	R/R	So.	Brooklyn, N.Y./Xaverian
13	Anthony Capo	OF	6-3	180	R/R	So.	Staten Island, N.Y./Tottenville
16	Mark Hernandez	1B	6-2	205	L/R	R-So.	Miami, Fla./Doral Academy
17	Tommy Jakubowski	OF	6-4	185	L/R	R-So.	West Deptford, N.J./West Deptford
18	Matt Ornstein	C	6-1	190	R/R	So.	Hillsdale, N.J./Bergen Catholic
19	Melvin Rios	C	5-6	180	R/R	Sr.	Brooklyn, N.Y./Franklin D. Roosevelt
21	Andrew Turner	IF	6-2	190	R/R	Fr.	King of Prussia, Pa./Conestoga
22	Rafael Guerrero	RHP	6-3	215	R/R	Sr.	Queens, N.Y./John Adams
23	Brian Lamboy	IF	5-10	180	R/R	Jr.	Manalapan, N.J./Gulf Coast State College
25	Chas Lacko	RHP	6-6	190	R/R	Jr.	Farmingdale, N.Y./Farmingdale
26	Bobby Maxwell	RHP	6-4	190	R/R	So.	Otisville, N.Y./Minisink Valley
27	Evan Flood	LHP	6-2	230	L/L	So.	Monroe, N.Y./Monroe-Woodbury
28	Brian Drapeau	RHP	6-1	220	R/R	Sr.	Livingston, N.J./Livingston
29	Cory Hart	LHP	6-6	220	L/L	Fr.	Elkton, Md./Caravel Academy
31	Chance Fuglistahler	LHP	5-10	145	L/L	Sr.	Fontana, Calif./Henry J. Kaiser
32	Dustin Carlson	RHP	6-0	210	R/R	Sr.	Ely, Iowa/Southeastern (IA) C.C.
33	Bobby Webb	3B	6-2	210	R/R	Sr.	Long Beach, Calif./Golden West C.C.
34	John Serrano	OF	5-10	180	R/R	Jr.	Brooklyn, N.Y./William E. Grady
35	Nate Struss	Util.	6-0	170	R/R	Jr.	Collegeville, Pa./Perkiomen Valley
44	Nick Freijomil	RHP	6-5	200	R/R	So.	Franklinville, N.J./Delsea Regional

**HEAD COACH:**

Alex Trezza (Stony Brook, 2004 – first season) – No. 14

**ASSISTANT COACHES:**

Louie Bernadini (Wheaton, 2009 – first season) – No. 42

Matt Grosso (Notre Dame, 2011 – first season) – No. 9

Pete Leonello (LIU Brooklyn, 2014 – first season) – No. 8

**PRONUNCIATION GUIDE**

Brian Drapeau.....	DRAY-poo
Nick Freijomil.....	FRAY-joe-meel
Chance Fuglistahler.....	FOO-gull-stall-er
Tommy Jakubowski.....	jack-UH-bough-ski
John Knauth.....	NOTH
Charles Misiano.....	miss-EEE-ahn-oh
Dom Paiotti .....	PAY-oh-tee
Harrison Preschel.....	PRESCH-uhl
Vincent Tranchina.....	tran-CHEE-nuh



NORTHEAST CONFERENCE SEASON REVIEW

2014 NEC STANDINGS

Table with 5 columns: TEAM, RECORD, PCT., OVERALL RECORD, OVERALL PCT. Lists teams like Bryant, Central Connecticut, Sacred Heart, LIU Brooklyn, Wagner, Mount St. Mary's, and Fairleigh Dickinson.

\* Clinched NEC Tournament berth

2014 NEC TOURNAMENT

May 22-24, 2013
Norwich, Conn. - Dodd Stadium

DAY ONE - MAY 22

Game 1: #1 Bryant 5, #4 Wagner 2
Game 2: #2 CCSU 4, #3 Sacred Heart 3

DAY TWO - MAY 23

Game 3: #3 Sacred Heart, 13, #4 Wagner 8
Game 4: #1 Bryant 3, #2 CCSU 0

DAY THREE - MAY 24

Game 5: #3 Sacred Heart 2, #2 CCSU 0
Game 6: #1 Bryant 6, #3 Sacred Heart 2 (12 innings)

2014 ALL-NEC TEAMS

ALL-NEC FIRST TEAM

- Robbie Rinn, BRY 1B
Josh Ingham, CCSU 2B
Josh Mullen, BRY 3B
John Ziznewski, LIU SS
Carl Anderson, BRY OF
Pete Leonello, LIU OF
JP Sportman, CCSU OF
Andrew Clow, MSM C
Buck McCarthy, BRY DH
Dan St. George, BRY UT
Kevin McAvoy, BRY SP
Craig Schlitter, BRY SP
James Cooksey, SHU RP

ALL-NEC SECOND TEAM

- Mark Hernandez, LIU 1B
Dyaln Sprague, FDU 2B
Kory Britton, MSM 3B
Zack Short, SHU SS
Matt Albanese, BRY OF
Jayson Sullivan, SHU OF
Chris Smith, WAG OF
Tom Gavitt, BRY C
Kevin Needham, LIU DH
Keith Klebart, SHU UT
Kody Kerski, SHU SP
Nick Neumann, CCSU SP
Josh Ingham, CCSU RP

NEC PLAYER OF THE YEAR

John Ziznewski LIU Brooklyn

NEC PITCHER OF THE YEAR

Craig Schlitter Bryant

NEC ROOKIE OF THE YEAR

Matt Albanese Bryant

COACH OF THE YEAR

Steve Owens Bryant

LIU BROOKLYN ATHLETICS HALL OF FAME

Large table with 6 columns: NAME, TITLE/SPORTS, INDUCTED, NAME, TITLE/SPORTS, INDUCTED. Lists numerous athletes and their induction years.



2014 BATTING STATISTICS

Player	avg	gp-gs	ab	r	h	2b	3b	hr	rbi	tb	slg%	bb	hp	so	gdp	ob%	sf	sh	sb-att	po	a	e	fld%
WEBB, B.	.369	48-47	176	32	65	12	1	1	38	82	.466	8	6	16	2	.407	4	0	1-2	35	97	12	.917
ZIZNEWSKI, J	.365	51-51	197	50	72	13	2	9	55	116	.589	22	3	26	4	.431	3	0	17-20	71	167	13	.948
FOOTE, J.	.333	9-4	18	1	6	0	0	0	5	6	.333	1	0	4	0	.368	0	0	0-0	14	0	0	1.000
MCALLISTER, J	.315	50-50	203	43	64	3	1	0	26	69	.340	14	5	22	4	.374	0	3	12-16	77	5	6	.932
LEONELLO, P.	.307	51-51	199	46	61	10	4	1	26	82	.412	31	4	28	0	.407	2	1	12-18	154	7	0	1.000
HERNANDEZ, M	.302	50-50	189	32	57	7	0	1	38	67	.354	17	4	27	2	.370	1	0	9-9	410	43	11	.976
NEEDHAM, K.	.271	46-46	155	18	42	4	1	2	22	54	.348	15	13	27	2	.380	1	3	1-1	16	6	0	1.000
PRESCHER, H.	.255	37-33	102	18	26	0	0	1	14	29	.284	20	5	20	2	.395	2	0	0-1	128	26	2	.987
STRUSS, N.	.250	4-0	4	0	1	0	0	0	2	1	.250	1	0	2	0	.400	0	0	0-0	3	0	0	1.000
DEMARCO, K.	.241	45-45	133	15	32	9	0	1	15	44	.331	14	7	25	0	.338	3	5	3-4	73	1	3	.961
CAPO, A.	.236	28-9	55	2	13	1	0	0	7	14	.255	3	0	15	3	.276	0	1	1-1	21	0	0	1.000
RIOS, M.	.218	26-18	55	4	12	2	0	0	6	14	.255	9	1	2	2	.333	1	0	1-1	98	15	2	.983
MISIANO, C.	.218	46-39	124	31	27	3	0	0	11	30	.242	11	7	15	1	.317	0	6	10-11	78	103	3	.984
EMERICH, E.	.188	6-5	16	1	3	0	0	0	1	3	.188	2	0	6	0	.278	0	0	0-0	7	12	1	.950
PEREZ, D.	.100	17-8	30	1	3	1	0	0	1	4	.133	5	0	8	0	.229	0	0	0-1	13	16	2	.935
BATURGIL, J.	.100	17-3	10	1	1	0	0	0	0	1	.100	1	0	6	0	.182	0	3	0-0	5	3	0	1.000
ORNSTEIN, M.	.000	5-0	4	1	0	0	0	0	0	0	.000	1	0	3	0	.200	0	0	0-0	5	0	0	1.000
MAXWELL, B.	.000	1-0	0	0	0	0	0	0	0	0	.000	0	0	0	0	.000	0	0	0-0	7	6	1	.929
Totals	.290	51	1670	296	485	65	9	16	267	616	.369	175	55	252	22	.373	17	22	67-85	1236	550	61	.967
Opponents	.295	51	1629	288	480	113	13	22	251	685	.421	151	54	228	22	.370	18	28	67-86	1258	543	62	.967

LOB - Team (386), Opp (356). DPs turned - Team (42), Opp (37). CI - Team (0), Opp (1). IBB - Team (1), NEEDHAM, K. 1, Opp (6). Picked off - ZIZNEWSKI, J 3, WEBB, B. 2, DEMARCO, K. 2, LEONELLO, P. 1, FOOTE, J. 1, MCALLISTER, J 1, NEEDHAM, K. 1.

2014 PITCHING STATISTICS

(All games Sorted by Earned run avg)

Player	era	w-l	app	gs	cg	sho	sv	ip	h	r	er	bb	so	2b	3b	hr	b/avg	wp	hp	bk	sfa	sha
MCCORMICK, M	3.16	5-3	13	9	4	2/0	0	68.1	66	30	24	19	36	12	2	2	.260	1	7	0	1	1
CARLSON, D.	3.38	1-0	23	0	0	0/0	6	26.2	20	10	10	7	36	4	0	3	.204	3	2	0	0	2
NEEDHAM, K.	3.75	5-3	14	4	2	0/0	1	36.0	38	23	15	8	21	8	0	2	.268	6	0	1	3	2
FREEMAN, S.	5.09	0-0	11	1	0	0/0	0	17.2	20	10	10	2	9	6	0	1	.270	0	0	0	0	0
MAULDIN, J.	5.28	1-0	10	0	0	0/0	0	15.1	18	9	9	7	8	9	1	1	.295	2	1	0	1	0
MAXWELL, B.	5.35	4-5	13	13	2	1/0	0	65.2	69	43	39	27	27	16	2	2	.277	3	10	1	3	6
FREIJOMIL, N	5.91	2-6	13	10	2	1/0	0	64.0	93	54	42	18	19	22	1	6	.344	8	10	1	3	6
SAFFELLE, B.	6.39	0-1	7	0	0	0/0	0	12.2	16	11	9	6	12	4	1	0	.296	2	2	0	0	1
FLOOD, E.	6.41	1-1	18	0	0	0/0	0	19.2	21	18	14	10	10	5	1	0	.288	1	3	1	4	2
LACKO, C.	6.75	2-1	7	4	0	0/0	0	21.1	30	17	16	14	7	8	1	0	.345	2	2	0	2	2
FUGLISTAHLER	7.50	1-0	7	0	0	0/0	0	6.0	6	5	5	4	8	3	0	0	.250	0	3	0	0	0
DRAPEAU, B.	7.87	3-5	12	10	0	0/0	0	50.1	73	50	44	19	33	15	4	3	.348	10	13	2	1	6
GUERRERO, R.	8.64	0-0	6	0	0	0/0	0	8.1	10	8	8	10	2	1	0	2	.303	2	1	0	0	0
Totals	5.35	25-25	51	51	10	4/0	7	412.0	480	288	245	151	228	113	13	22	.295	40	54	6	18	28
Opponents	5.41	25-25	51	51	5	5/1	8	419.1	485	296	252	175	252	65	9	16	.290	56	55	6	17	22

PB - Team (15), PRESCHER, H. 9, RIOS, M. 5, STRUSS, N. 1, Opp (7). Pickoffs - Team (5), MCCORMICK, M 2, FREIJOMIL, N 2, FUGLISTAHLER 1, Opp (10). SBA/ATT - PRESCHER, H. (33-44), RIOS, M. (32-40), DRAPEAU, B. (12-16), MAXWELL, B. (9-12), FREIJOMIL, N (4-10), NEEDHAM, K. (9-10), CARLSON, D. (5-6), FREEMAN, S. (5-6), MCCORMICK, M (4-5), LACKO, C. (4-5), FLOOD, E. (3-4), SAFFELLE, B. (4-4), MAULDIN, J. (4-4), ORNSTEIN, M. (2-2), GUERRERO, R. (2-2), FUGLISTAHLER (2-2).



**The Automated ScoreBook**  
**Game Results for LIU Brooklyn (as of Apr 14, 2015)**  
**(All games)**

Date	Opponent	Score	Inns	Overall	Conference	Pitcher of record	Attend	Time
Feb 21, 2014	at Lamar	L 4-9	9	0-1-0	0-0-0	DRAPEAU, B. (L 0-1)	569	3:01
Feb 22, 2014	at Lamar	L 1-10	9	0-2-0	0-0-0	FREIJOMIL, N (L 0-1)	0	2:54
Feb 22, 2014	at Lamar	L 1-3	9	0-3-0	0-0-0	MAXWELL, B. (L 0-1)	694	2:23
Feb 23, 2014	at Lamar	L 4-11	9	0-4-0	0-0-0	LACKO, C. (L 0-1)	597	2:44
Feb 28, 2014	at Incarnate Word	w 5-3	9	1-4-0	0-0-0	DRAPEAU, B. (W 1-1)	442	2:45
Mar 01, 2014	at Incarnate Word-1	w 9-7	7	2-4-0	0-0-0	MCCORMICK, M (W 1-1)	412	2:40
Mar 01, 2014	at Incarnate Word-2	w 9-2	9	3-4-0	0-0-0	MAXWELL, B. (W 1-1)	412	2:45
Mar 02, 2014	at Incarnate Word	L 1-5	9	3-5-0	0-0-0	FREIJOMIL, N (L 0-2)	306	2:51
Mar 07, 2014	vs Illinois State	L 4-13	9	3-6-0	0-0-0	DRAPEAU, B. (L 1-2)	121	3:01
Mar 08, 2014	vs Illinois State	L 0-2	9	3-7-0	0-0-0	MAXWELL, B. (L 1-2)	141	2:26
Mar 09, 2014	vs Yale	w 10-7	9	4-7-0	0-0-0	NEEDHAM, K. (W 1-0)	171	2:52
Mar 12, 2014	vs Bucknell	T 0-0	5	4-7-1	0-0-0	None	0	
Mar 14, 2014	vs Northwestern	w 9-4	9	5-7-1	0-0-0	DRAPEAU, B. (W 2-2)	143	2:35
# Mar 15, 2014	vs North Dakota State	w 13-2	9	6-7-1	0-0-0	MAXWELL, B. (W 2-2)	100	2:39
Mar 19, 2014	at St. John's	L 5-8	9	6-8-1	0-0-0	FREIJOMIL, N (L 0-3)	108	2:57
Mar 21, 2014	at NYIT	w 10-3	9	7-8-1	0-0-0	DRAPEAU, B. (W 3-2)	65	2:40
Mar 22, 2014	NYIT-1	L 6-10	9	7-9-1	0-0-0	FLOOD, E. (L 0-1)	89	2:55
Mar 22, 2014	NYIT-2	w 13-0	7	8-9-1	0-0-0	MCCORMICK, M (W 2-2)	98	2:00
Mar 27, 2014	at NYIT	w 12-10	9	9-9-1	0-0-0	LACKO, C. (W 0-2)	10	3:04
Mar 28, 2014	NJIT	w 6-5	9	10-9-1	0-0-0	NEEDHAM, K. (W 2-0)	98	2:52
Mar 29, 2014	NJIT-1	w 11-10	8	11-9-1	0-0-0	NEEDHAM, K. (W 3-0)	57	3:13
Apr 02, 2014	SAINT PETER'S	w 11-5	9	12-9-1	0-0-0	LACKO, C. (W 2-1)	105	3:00
* Apr 04, 2014	WAGNER	L 2-6	9	12-10-1	0-1-0	FREIJOMIL, N (L 0-3)	98	3:00
* Apr 05, 2014	WAGNER-1	w 7-3	7	13-10-1	1-1-0	CARLSON, D. (W 1-0)	-	1:56
* Apr 05, 2014	WAGNER-2	L 2-4	7	13-11-1	1-2-0	MCCORMICK, M (L 2-1)	190	2:02
* Apr 06, 2014	WAGNER	w 11-1	9	14-11-1	2-2-0	MAXWELL, B. (W 3-2)	203	2:16
Apr 09, 2014	at Iona College	w 7-4	9	15-11-1	2-2-0	FUGLISTAHLER (W 1-0)	98	2:44
* Apr 11, 2014	at Mount St. Mary's	w 16-9	9	16-11-1	3-2-0	FREIJOMIL, N (W 1-4)	125	2:39
* Apr 12, 2014	at Mount St. Mary's-1	L 2-6	7	16-12-1	3-3-0	DRAPEAU, B. (L 3-3)	250	2:00
* Apr 12, 2014	at Mount St. Mary's-2	w 12-5	7	17-12-1	4-3-0	MCCORMICK, M (W 3-1)	-	2:16
* Apr 13, 2014	at Mount St. Mary's	w 23-11	9	18-12-1	5-3-0	FLOOD, E. (W 1-1)	175	3:16
* Apr 17, 2014	BRYANT	L 4-8	9	18-13-1	5-4-0	FREIJOMIL, N (L 1-5)	208	3:18
* Apr 18, 2014	BRYANT	L 0-7	7	18-14-1	5-5-0	DRAPEAU, B. (L 3-4)	234	1:45
* Apr 18, 2014	BRYANT	L 1-3	7	18-15-1	5-6-0	MCCORMICK, M (L 3-2)	210	1:47
* Apr 19, 2014	BRYANT	L 6-7	9	18-16-1	5-7-0	NEEDHAM, K. (L 3-1)	305	3:00
Apr 23, 2014	HOFSTRA	L 3-11	9	18-17-1	5-7-0	SAFFELLE, B. (L 0-1)	108	2:52
* Apr 25, 2014	at Sacred Heart	L 1-12	9	18-18-1	5-8-0	DRAPEAU, B. (L 3-5)	171	2:29
* Apr 26, 2014	at Sacred Heart-1	w 4-3	7	19-18-1	6-8-0	NEEDHAM, K. (W 4-1)	111	1:50
* Apr 26, 2014	at Sacred Heart-2	w 7-3	7	20-18-1	7-8-0	MCCORMICK, M (W 4-1)	121	2:23
* Apr 27, 2014	at Sacred Heart	L 4-10	9	20-19-1	7-9-0	MAXWELL, B. (L 3-3)	178	3:05
* May 02, 2014	FAIRLEIGH DICKINSON	L 7-8	9	20-20-1	7-10-0	FREIJOMIL, N (L 1-6)	167	2:57
* May 03, 2014	FAIRLEIGH DICKINSON-1	w 4-3	7	21-20-1	8-10-0	NEEDHAM, K. (W 4-1)	-	1:31
* May 03, 2014	FAIRLEIGH DICKINSON-2	w 10-0	7	22-20-1	9-10-0	MCCORMICK, M (W 4-1)	203	1:54
* May 04, 2014	FAIRLEIGH DICKINSON	w 5-0	9	23-20-1	10-10-0	MAXWELL, B. (W 4-2)	268	2:35
* May 9, 2014	at Central Connecticut	w 4-2	9	24-20-1	11-10-0	FREIJOMIL, N (W 2-6)	100	2:27
* May 10, 2014	at Central Connecticut-1	L 0-6	7	24-21-1	11-11-0	NEEDHAM, K. (L 5-2)	104	1:54
* May 10, 2014	at Central Connecticut-2	L 0-3	7	24-22-1	11-12-0	MCCORMICK, M (L 5-3)	202	1:38
* May 11, 2014	at Central Connecticut	L 1-10	9	24-23-1	11-13-0	MAXWELL, B. (L 4-4)	208	2:17
May 16, 2014	at OLD DOMINION	L 3-7	9	24-24-1	11-13-0	NEEDHAM, K. (L 5-3)	551	2:19
May 17, 2014	at OLD DOMINION-2	w 4-2	(10)	25-24-1	11-13-0	MAULDIN, J. (W 1-0)	696	3:01
May 17, 2014	at OLD DOMINION-1	L 2-5	9	25-25-1	11-13-0	MAXWELL, B. (L 4-5)	-	2:30

( ) extra inning game



CAREER BATTING/FIELDING RECORDS

BATTING AVERAGE (MIN. 50 GAMES)

1. Alfredo Cardwood (1983-84).....	415
2. Jeff Szczecinski (1979-82).....	396
3. James Ruocchio (1988-90).....	394
4. Louis Hernandez (1984-87).....	393
5. Julio Acosta (1978-81).....	392
6. Frank Luca (1984-85).....	382
7. Joe Zeccardi (1996-99).....	376
8. Sami Abbassi (1995, 98-99).....	368
9. Jon Manuelian (1993-96).....	362
Angel Rosario (1980-83).....	362

AT-BATS

1. Pete Leonello (2011-14).....	803
2. Drew Walsh (2009-12).....	688
3. Tyler Jones (2009-12).....	675
4. Gerard Tingos (2007-10).....	631
5. Greg DeSantis (2007-10).....	611
6. Pete Leonello (2011- ).....	604
7. Nick Burzynski (1998-2001).....	603
8. Robby Rowen (2004-07).....	601
9. Tito Marrero (2010-13).....	549
10. Eric Bardeguéz (1995-98).....	546

HITS

1. Pete Leonello (2011-14).....	259
2. Tyler Jones (2009-2012).....	226
3. Drew Walsh (2009-2012).....	208
4. Anthony Savino (1991-95).....	199
5. Nick Burzynski (1998-2001).....	196
6. Robby Rowen (2004-07).....	182
7. Jeff Szczecinski (1979-82).....	176
8. Eric Bardeguéz (1995-98).....	175
9. James Jones (2007-09).....	174
10. Greg DeSantis (2007-10).....	173

RUNS

1. Pete Leonello (2011-14).....	172
2. Nick Burzynski (1998-2001).....	150
3. Jon Manuelian (1993-96).....	136
4. Eric Bardeguéz (1995-98).....	133
5. Jeff Szczecinski (1979-82).....	130
6. Joe Zeccardi (1996-99).....	120
Tyler Jones (2009-12).....	120
8. Jason Anderson (1995-98).....	118
9. Anthony Pilla (1977-80).....	116
10. Angel Rosario (1980-83).....	114
James Jones (2007-09).....	114
Gerard Tingos (2007-10).....	114



PETE LEONELLO

DOUBLES

1. Pete Leonello (2011-14).....	44
2. Drew Walsh (2009-12).....	42
3. Louis Hernandez (1984-87).....	40
4. Mike Wilson (1999-2002).....	39
Jeff Szczecinski (1979-82).....	39
6. Angel Rosario (1980-83).....	37
7. James Stefanski (1977-80).....	36
8. Jason Anderson (1995-98).....	35
Jon Manuelian (1993-96).....	35
Joseph Coscia (1982-85).....	35
Gerard Tingos (2007-10).....	35

TRIPLES

1. Pete Leonello (2011-14).....	15
2. Jim Apicella (1961-63).....	14
3. Angel Rosario (1980-83).....	13
4. Ciro Ambrosio (1987-90).....	12
Jeff Szczecinski (1979-82).....	12
6. Ray DeSimone (1993).....	10
Louis Hernandez (1984-87).....	10
Ron Solomine (1959-61).....	10
9. Anthony Savino (1991-94).....	9
Steve St. Hill (1982-85).....	9
Jeff Paul (1973-75).....	9

HOME RUNS


1. Louis Hernandez (1984-87).....	34
2. Joe Zeccardi (1996-99).....	30
3. James Ruocchio (1988-90).....	27
4. Sal Conti (1988-91).....	26
5. Lou Deman (1992-95).....	25
6. Jon Manuelian (1993-96).....	24
7. Alfredo Cardwood (1983-84).....	23
8. Ciro Ambrosio (1987-90).....	22
9. Eric Bardeguéz (1995-98).....	20
10. James Jones (2007-09).....	18

RUNS BATTED IN

1. Louis Hernandez (1984-87).....	156
2. Drew Walsh (2009-2012).....	128
3. Jon Manuelian (1993-96).....	118
4. Julio Acosta (1978-81).....	114
Frank DiMasi (2006-09).....	114
6. Tyler Jones (2009-12).....	111
7. Matt Early (1998-2001).....	106
Joseph Coscia (1982-85).....	106
Angel Rosario (1980-83).....	106
Jeff Szczecinski (1979-82).....	106

STOLEN BASES

1. Pete Leonello (2011-14).....	53
2. James Jones (2007-09).....	47
3. Greg DeSantis (2007-10).....	45
4. Marcus Wynn (2004-07).....	44
5. Frank DiMasi (2006-09).....	43
6. Jeff Szczecinski (1979-82).....	41
7. Nick Burzynski (1998-2001).....	40
Anthony Savino (1991-95).....	40
9. Tony Napolitano (1963-65).....	38
10. Richard Palase (1986-89).....	33



RON SOLOMINE

WALKS

1. Jon Manuelian (1993-96).....	143
2. Nick Burzynski (1998-2001).....	127
3. Pete Leonello (2011- ).....	117
4. Gerard Tingos (2007-10).....	109
5. Angel Rosario (1980-83).....	107
6. Greg DeSantis (2007-10).....	102
7. Jeff Szczecinski (1979-82).....	90
8. Joe Zeccardi (1996-99).....	83
9. Chris Kievit (2007-10).....	80
10. Anthony Pilla (1977-80).....	77

PUTOUTS

1. Jon Manuelian (1993-96).....	1,124
2. Tito Marrero (2010- ).....	1,119
3. Tyler Jones (2009-2012).....	991
4. Matt Rubino (1987-90).....	794
5. Mike Thompson (2001-03).....	764
6. Matt Early (1998-2001).....	733
7. Danny Etkin (2005-08).....	711
8. Lou Deman (1992-95).....	651
9. Joe Garbowski (1996-99).....	641
10. Julio Acosta (1978-81).....	576

ASSISTS

1. Drew Walsh (2009-2012).....	457
2. Nick Burzynski (1998-2001).....	452
3. Gerard Tingos (2007-10).....	415
4. John Catricala (1995-98).....	374
5. Ciro Ambrosio (1987-90).....	368
6. Dan Pirillo (2005-08).....	337
7. Jason Anderson (1995-98).....	334
8. John Ziznewski (2013-14).....	333
9. Greg DeSantis (2007-10).....	321
10. Charles Inserra (1999-2002).....	288

GAMES

1. Pete Leonello (2011-14).....	211
2. Tyler Jones (2009-2012).....	198
3. Drew Walsh (2009-2012).....	197
4. Greg DeSantis (2007-10).....	193
5. Gerard Tingos (2007-10).....	183
6. Nick Burzynski (1998-2001).....	167
Robby Rowen (2004-07).....	167
8. Chris Kievit (2007-10).....	162
9. Frank DiMasi (2006-09).....	157
10. Jason Anderson (1995-98).....	154

Active players in bold.



SINGLE-SEASON BATTING/FIELDING RECORDS

BATTING AVERAGE (MIN. 3 AB/GAME)

Table with 2 columns: Rank, Player (Year) and Batting Average. Top entries: 1. George Kalafatis (1963) .533, 2. Louis Hernandez (1987) .515, 3. Jim Apicella (1962) .507.

AT-BATS

Table with 2 columns: Rank, Player (Year) and At-Bats. Top entries: 1. Pete Leonello (2012) 217, 2. Pete Leonello (2013) 207, 3. John Ziznewski (2013) 205.

HITS

Table with 2 columns: Rank, Player (Year) and Hits. Top entries: 1. John Ziznewski (2013) 74, 2. James Ruocchio (1990) 72, 3. Tyler Jones (2011) 72.

RUNS

Table with 2 columns: Rank, Player (Year) and Runs. Top entries: 1. Joe Zeccardi (1999) 58, 2. Ciro Ambrosio (1990) 52, 3. Jon Manuelian (1995) 52.

DOUBLES

Table with 2 columns: Rank, Player (Year) and Doubles. Top entries: 1. James Ruocchio (1990) 21, 2. Mike Dansky (1996) 18, 3. Mike Wilson (2000) 18.

TRIPLES

Table with 2 columns: Rank, Player (Year) and Triples. Top entries: 1. Ray DeSimone (1993) 10, 2. Matt Early (2001) 8, 3. Jim Apicella (1963) 7.

HOME RUNS

Table with 2 columns: Rank, Player (Year) and Home Runs. Top entries: 1. Lou Deman (1995) 18^, 2. Joe Zeccardi (1998) 15, 3. Ciro Ambrosio (1990) 13.

RUNS BATTED IN

Table with 2 columns: Rank, Player (Year) and RBIs. Top entries: 1. Joe Zeccardi (1999) 58, 2. Sal Conti (1990) 55, 3. Lou Deman (1995) 55.

STOLEN BASES

Table with 2 columns: Rank, Player (Year) and Stolen Bases. Top entries: 1. Ray Schuyler (1988) 24, 2. Tony Napolitano (1963) 21, 3. James Jones (2009) 21.



JOHN ZIZNEWSKI

WALKS

Table with 2 columns: Rank, Player (Year) and Walks. Top entries: 1. Jon Manuelian (1996) 44, 2. Jon Manuelian (1995) 44, 3. Nick Burzynski (1999) 42.

PUTOUTS

Table with 2 columns: Rank, Player (Year) and Putouts. Top entries: 1. Mark Hernandez (2014) 410, 2. Jon Manuelian (1995) 390, 3. Tito Marrero (2011 & 2012) 368.

ASSISTS

Table with 2 columns: Rank, Player (Year) and Assists. Top entries: 1. Brad Greve (2012) 178, 2. Brad Greve (2011) 171, 3. John Ziznewski (2014) 167.

GAMES

Table with 2 columns: Rank, Player (Year) and Games. Top entries: 1. Pete Leonello (2013) 55, 2. John Ziznewski (2013) 55, 3. Chris Untereiner (2013) 55.

Active players in BOLD.



JAMES JONES



PITCHING RECORDS

EARNED RUN AVERAGE (CAREER)


1. Michael Couch (1962-64).....	0.87
2. Sal Campisi (1962-64).....	0.97
3. Charles Cappello (1968-70).....	1.74
4. Richard Lacko (1984-86).....	1.86
5. Michael Pinto (1953-55).....	1.91
6. Don Cook (1965-66).....	1.96
7. Marvin Karp (1965-67).....	2.19
8. George Ulickas (1968-69).....	2.38
9. Tom Catalano (1961-63).....	2.46
10. Steve Seeman (1969-71).....	2.56
Robert Grzelaczyk (1965-67).....	2.56

EARNED RUN AVERAGE (SINGLE SEASON)

1. Sal Campisi (1964).....	0.27
2. Sal Campisi (1963).....	0.87
3. Michael Couch (1962).....	0.88
4. Denis Murphy (1964).....	1.01
5. Michael Couch (1964).....	1.05
6. Richard Lacko (1986).....	1.26
Charles Cappello (1969).....	1.26
8. Richard Lacko (1985).....	1.30
Charles Cappello (1970).....	1.30
10. Michael Pinto (1955).....	1.33

WINS (CAREER)

1. Justin Topa (2010-13).....	20
Don Balsamo (1966-68).....	20
3. Sal Campisi (1962-64).....	19
4. Brad Keely (1989-92).....	18
Richard Lacko (1984-86).....	18
Charles Cappello (1968-70).....	18
Matt McCormick (2010-14).....	18
8. Richard Hoffman (1986-88).....	16
John Kirschbaum (1978-81).....	16
Dan Barrios (2000-03).....	16



JUSTIN TOPA

WINS (SINGLE SEASON)

1. Sal Campisi (1964).....	12
2. Richard Hoffman (1988).....	9
Charles Cappello (1968).....	9
Don Cook (1965).....	9
5. Justin Topa (2010-13).....	8
Richard Lacko (1985).....	8
Don Balsamo (1967).....	8
Michael Couch (1962).....	8
9. Roger Kalinowski (2000).....	7
Dave St. Hill (1982).....	7
Bob Files (1970).....	7
Don Balsamo (1966).....	7
Chris Franzese (2011).....	7

STRIKEOUTS (CAREER)

1. Charles Cappello (1968-70).....	302
2. Kenny Cedel (2006-10).....	216
3. Sal Campisi (1962-64).....	209
4. Richard Lacko (1984-86).....	207
5. Don Balsamo (1966-68).....	205
6. Dan Barrios (2000-03).....	204
7. Justin Topa (2010-13).....	200
8. Brad Keely (1989-92).....	194
9. James Jones (2007-09).....	170
10. Kevin Miller (1999-2000).....	165

STRIKEOUTS (SINGLE SEASON)

1. Kevin Miller (2000).....	112
2. Charles Cappello (1968).....	111
3. Don Cook (1965).....	106
4. Charles Cappello (1970).....	102
5. Sal Campisi (1964).....	98
6. Charles Cappello (1969).....	89
7. Joe Curreri (1999).....	82
Don Balsamo (1966).....	82
9. Sal Campisi (1963).....	81
Justin Topa (2013).....	81

INNINGS (CAREER)

1. Dan Barrios (2000-03).....	269.0
2. Matt McCormick (2010-14).....	244.2
3. Charles Cappello (1968-70).....	243.0
4. Justin Topa (2010-13).....	238.0
5. Don Balsamo (1966-68).....	237.1
6. Brad Keely (1989-92).....	226.2
7. Kenny Cedel (2006-10).....	220.0
8. Rich Moran (2004-07).....	215.2
9. Andy Beizer (1974-77).....	198.1
10. John Kirschbaum (1978-81).....	196.0
Bruce McDonald (1973-76).....	196.0

INNINGS (SINGLE SEASON)


1. Sal Campisi (1964).....	101.2
2. Justin Topa (2013).....	100.0
3. Chris Franzese (2012).....	94.1
4. Don Cook (1965).....	91.0
5. Charles Cappello (1968).....	89.0
6. Don Balsamo (1967).....	85.1
7. Don Balsamo (1966).....	84.0
8. Kevin Miller (2000).....	78.2
9. Dan Barrios (2002).....	78.1
10. Charles Cappello (1969).....	78.0

COMPLETE GAMES (CAREER)

1. Dan Barrios (2000-03).....	17
Richard Lacko (1984-86).....	17
3. Brad Keely (1989-92).....	14
4. Justin Topa (2010-13).....	13
Matt McCormick (2010-14).....	13
6. Richard Hoffman (1987-88).....	12
7. Roger Kalinowski (1998-2001).....	10
James Giancola (1995-97).....	10
Rich Hartmann (1991-94).....	10
Bruce McDonald (1974-76).....	10

COMPLETE GAMES (SINGLE SEASON)

1. Dan Barrios (2002).....	7
Richard Hoffman (1988).....	7
Richard Lacko (1985).....	7
Charles Cappello (1968).....	7
5. Andy Facey (1999).....	6
James Giancola (1996).....	6
Rich Hartmann (1994).....	6
Richard Lacko (1986).....	6
Fran Hirschy (1974).....	6
10. Several tied at.....	5



RICHARD LACKO

SAVES (CAREER)

1. Evan Zerff (2010-13).....	18
2. Tito Marrero (2012-13).....	9
3. Stephen Cotov (1979-82).....	8
4. Dan Kozelnik (1992).....	6
Gerard Tingos (2007-10).....	6
<b>Dustin Carlson (2014).....</b>	<b>6</b>
7. Joe Zeccardi (1996-99).....	5
Dan Pontes (1990-93).....	5
Edward Mandrik (1982-84).....	5
Pete Orsi (2004-06).....	5

SAVES (SINGLE SEASON)

1. Evan Zerff (2011).....	13
2. Tito Marrero (2012).....	6
Dan Kozelnik (1992).....	6
<b>Dustin Carlson (2014).....</b>	<b>6</b>
5. Pete Orsi (2006).....	5
Gerard Tingos (2009).....	5
7. Joe Zeccardi (1998).....	4
Dan Pontes (1990).....	4
Robby Rowen (2007).....	4

APPEARANCES (CAREER)

1. Evan Zerff (2010-13).....	103
2. Andy Yawger (2005-09).....	62
3. Ryan Ekberg (2004-07).....	61
4. John Dooley (2003-07).....	59
5. Roger Kalinowski (1998-2001).....	58
Chris Franzese (2010-13).....	58
7. Mike Timmons (1999-2002).....	55
Scott Dorsey (1995-98).....	55
Kenny Cedel (2006-10).....	55
10. Matt McCormick (2010-14).....	53

APPEARANCES (SINGLE SEASON)

1. Evan Zerff (2010).....	29
2. Evan Zerff (2013).....	27
3. Pete Orsi (2006).....	24
Evan Zerff (2011).....	24
5. John Dooley (2007).....	23
Evan Zerff (2012).....	23
Dustin Carlson (2014).....	23
8. John Sloomaker (2008).....	22
9. Tito Marrero (2012).....	21
10. Kenny Cedel (2007).....	20
Andy Yawger (2008).....	20
Tito Marrero (2013).....	20

Active players in **BOLD**.



# RECORD BOOK

## BATTING AVERAGE (MIN. 3 AB/GAME)

1962	Jim Apicella	.507
1963	George Kalafatis	.533
1964	Richard Small	.419
1965	Neal Baskin	.423
1966	Terry Crowley	.392
1967	Thomas Newman	.330
1968	Jeff Hansen	.407
1969	Ron Gorecki	.376
1970	Ron Gorecki	.333
1971	Bruce Henderson	.385
1972	John Yeglinski	.287
1973	Tony Jonas	.373
1974	Jack Inzetta	.383
1975	Bill Servedio	.342
1976	Vinny D'Esposito	.352
1977	James Stefanski	.378
1978	Jim Dresch	.400
1979	Jeff Szczecinski	.423
1980	Jeff Szczecinski	.452
1981	Julio Acosta	.448
1982	Joe Buscema	.402
1983	Alfredo Cardwood	.434
1984	Frank Luca	.404
1985	Joseph Coscia	.375
1986	Louis Hernandez	.442
1987	Louis Hernandez	.422
1988	John Petri	.383
1989	James Ruocchio	.402
1990	Sal Conti	.438
1991	Anthony Savino	.381
1992	Pete Delgado	.441
1993	Ray DeSimone	.375
1994	Frank D'Ambrosio	.329
1995	Jon Manuelian	.397
1996	Jon Manuelian	.409
1997	Eric Bardeguet	.425
1998	Joe Zeccardi	.409
1999	Joe Zeccardi	.444
2000	Gabe Veloz	.366
2001	Joe Sottile	.376
2002	Charles Inserra	.338
2003	Stephen Echevarria	.374
2004	Matt Martino	.352
2005	Trey Bell	.374
2006	Sean Durkin	.302
2007	Orlando Cruz	.367
2008	Frank DiMasi	.346
2009	James Jones	.364
2010	Gerard Tingos	.318
2011	Tyler Jones	.425
2012	Pete Leonello	.327
2013	John Ziznewski	.361
2014	<b>Bobby Webb</b>	<b>.369</b>

## HITS

1962	Jim Apicella	35
1963	George Kalafatis	40
1964	Ernest DeFilippis	32
1965	Jeff Albies	34
1966	T. Crowley/S. Rottkamp	38
1967	T. Newman/J. Thomas	33
1968	Jeff Hansen	55
1969	Ron Gorecki	35
1970	R. Gorecki/D. Wallace	32
1971	Luddy Benedetti	38
1972	Luddy Benedetti	36
1973	Bobby Daniels	43
1974	Bob DiClemente	37
1975	J. Paul/B. Servedio	26
1976	Vinny D'Esposito	32
1977	James Stefanski	37
1978	Jim Dresch	38
1979	James Stefanski	49
1980	Jeff Szczecinski	47
1981	Julio Acosta	47
1982	Steve St. Hill	45
1983	Alfredo Cardwood	46
1984	Alfredo Cardwood	49
1985	Joseph Coscia	51
1986	Louis Hernandez	46
1987	Louis Hernandez	46
1988	James Ruocchio	34
1989	James Ruocchio	41
1990	James Ruocchio	72
1991	Anthony Savino	51
1992	Anthony Savino	47
1993	Ray DeSimone	51
1994	Frank D'Ambrosio	52
1995	Jon Manuelian	60
1996	Chris Novelli	55
1997	Eric Bardeguet	51
1998	Joe Zeccardi	54
1999	J. Zeccardi/M. Grippo	68
2000	Mike Willson	57
2001	Matt Early	55
2002	Charles Inserra	52
2003	Stephen Echevarria	55
2004	Robbie Rowen	41
2005	Trey Bell	49
2006	Sean Durkin	54
2007	Robby Rowen	55
2008	Frank DiMasi	62
2009	James Jones	63
2010	Drew Walsh	62
2011	Tyler Jones	71
2012	Pete Leonello	71
2013	John Ziznewski	74
2014	John Ziznewski	72

## HOME RUNS

1962	Arthur Jones	5
1963	George Kalafatis	9
1964	George Kalafatis	5
1965	Neal Baskin	4
1966	Skip Rottkamp	7
1967	Thomas Newman	6
1968	Steven Frohman	5
1969	Joe LaRocca	2
1970	Don Wallace	2
1971	John Yeglinski	5
1972	Steve Hollis	7
1973	T. Jonas/J. Paul	2
1974	Jeff Paul	3
1975	Three tied with	1
1976	Joe Sunaar	2
1977	Three tied with	5
1978	Tony Pilla	5
1979	J. Acosta/J. Szczecinski	4
1980	Tony Pilla	5
1981	Julio Acosta	4
1982	Angel Rosario	3
1983	Alfredo Cardwood	11
1984	Alfredo Cardwood	12
1985	Louis Hernandez	13
1986	Louis Hernandez	11
1987	Louis Hernandez	8
1988	James Ruocchio	8
1989	James Ruocchio	12
1990	S. Conti/C. Ambrosio	13
1991	Sal Conti	9
1992	Joe Durso	3
1993	Lou Vernagallo	7
1994	Jon Manuelian	8
1995	Lou Deman	18
1996	Jon Manuelian	6
1997	Eric Bardeguet	7
1998	Joe Zeccardi	15
1999	Joe Zeccardi	13
2000	Gabe Veloz	6
2001	Matt Early	8
2002	Justin Kotarski	5
2003	M. Thompson/D. Roach	4
2004	Robbie Rowen	2
2005	Marcus Wynn	2
2006	Matt Martino	3
2007	O. Cruz/J. Neckar	5
2008	Frank DiMasi	6
2009	James Jones	9
2010	Drew Walsh	7
2011	Drew Walsh	3
2012	Tyler Jones	6
2013	Mike Garcia	5
	John Ziznewski	5
2014	John Zisnewski	9

2015 LIU BROOKLYN BASEBALL



GEORGE KALAFATIS



**RBIS**

1962	Jim Apicella	30
1963	George Kalafatis	33
1964	Ernest DeFilippis	28
1965	Jeff Albies	28
1966	Terry Crowley	26
1967	Steven Frohman	31
1968	Jeff Hansen	33
1969	Joe LaRocca	16
1970	Luddy Benedetti	17
1971	Bruce Henderson	27
1972	Steve Hollis	27
1973	Tony Jonas	28
1974	Jeff Paul	16
1975	Gary Feeney	15
1976	Vinny D'Esposito	15
1977	B. Miller/J. Suncar	21
1978	Jim Stefanski	29
1979	Julio Acosta	36
1980	Jeff Szczecinski	33
1981	Julio Acosta	38
1982	Angel Rosario	44
1983	Alfredo Cardwood	34
1984	Alfredo Cardwood	38
1985	Louis Hernandez	46
1986	Louis Hernandez	47
1987	Louis Hernandez	38
1988	Ray Schuyler	22
1989	James Ruocchio	37
1990	Sal Conti	55
1991	Sal Conti	36
1992	Joe Durso	29
1993	Lou Vernagallo	29
1994	Jon Manuelian	37
1995	Lou Deman	55
1996	Joseph Reina	33
1997	Mike Dansky	30
1998	Joe Zeccardi	55
1999	Joe Zeccardi	38
2000	Gabe Veloz	37
2001	Matt Early	33
2002	K. Farrison/J. Kotarski	25
2003	Mike Thompson	31
2004	Khyl Farrison	22
2005	Robby Rowen	19
2006	Robby Rowen	24
2007	James Jones	32
2008	Frank DiMasi	49
2009	Chris Kievit	41
2010	Drew Walsh	44
2011	Drew Walsh	39
2012	Tyler Jones	34
2013	Kevin Needham	36
2014	John Ziznewski	55

**WINS**

1962	Michael Couch	8
1963	Sal Campisi	6
1964	Sal Campisi	11
1965	Don Cook	9
1966	Don Balsamo	7
1967	Don Balsamo	7
1968	Charlie Cappello	9
1969	Charlie Cappello	4
1970	Bob Files	7
1971	Steve Seeman	5
1972	J. Grillo/H. Sandak	6
1973	Joe Grillo	5
1974	Fran Hirschy	6
1975	Bruce McDonald	3
1976	Greg Musial	3
1977	Greg Musial	4
1978	John Kirschbaum	5
1979	John Kirschbaum	5
1980	Three tied with	3
1981	Wes Pierorazio	4
1982	Dave St. Hill	7
1983	Dave St. Hill	5
1984	R. Lacko/E. Mandrik	5
1985	Richard Lacko	8
1986	Richard Lacko	5
1987	Richard Hoffman	6
1988	Richard Hoffman	9
1989	John DiStefano	3
1990	Tom Fusco	8
1991	Brad Keely	4
1992	Greg Short	7
1993	Dan Pontes	4
1994	Three tied with	6
1995	Three tied with	3
1996	Greg Fields	5
1997	James Giancola	5
1998	Three tied with	4
1999	Andy Facey	7
2000	Roger Kalinowski	6
2001	Andy Facey	5
2002	Dan Barrios	4
2003	Francis Leahy	4
2004	John Dooley	3
2005	Richard Moran	4
2006	Mike Maynard	5
2007	R. Rowen/M. Maynard	4
2008	James Jones	4
2009	J. Sloomaker/J. Diaz	3
2010	Justin Topa	6
2011	Chris Franzese	7
2012	Matt McCormick	6
2013	Justin Topa	8
2014	Matt McCormick	5
	Kevin Needham	5


**STRIKEOUTS**

1962	Michael Couch	80
1963	Sal Campisi	81
1964	Sal Campisi	88
1965	Don Cook	106
1966	Don Balsamo	82
1967	Don Balsamo	77
1968	Charlie Cappello	111
1969	Charlie Cappello	89
1970	Charlie Cappello	102
1971	Steve Seeman	29
1972	J. Grillo/H. Sandak	57
1973	Bruce McDonald	44
1974	Fran Hirschy	43
1975	Andy Beizer	39
1976	Andy Beizer	48
1977	Andy Beizer	47
1978	John Kirschbaum	43
1979	Mike Ryan	31
1980	Mike Ryan	44
1981	Wes Pierorazio	37
1982	Wes Pierorazio	71
1983	Dave St. Hill	29
1984	Richard Lacko	63
1985	Richard Lacko	78
1986	Richard Lacko	66
1987	Steve Osik	50
1988	Richard Hoffman	66
1989	Brad Keely	34
1990	Brad Keely	66
1991	Brad Keely	40
1992	Brad Keely	55
1993	Dan Pontes	46
1994	Rich Hartmann	65
1995	Greg Fields	36
1996	D. Pesce/J. Giancola	48
1997	James Giancola	60
1998	Joe Curreri	42
1999	Joe Curreri	82
2000	Kevin Miller	112
2001	Andy Facey	42
2002	Dan Barrios	62
2003	Francis Leahy	61
2004	Ryan Ekberg	49
2005	Mike Maynard	40
2006	Mike Maynard	55
2007	Kenny Cedel	62
2008	James Jones	61
2009	James Jones	64
2010	Kenny Cedel	70
2011	Chris Franzese	57
2012	Chris Franzese	57
2013	Justin Topa	81
2014	Matt McCormick	36
	Dustin Carlson	36


Active players in **BOLD**.



**CIRO AMBROSIO**



**KHYL FARRISON**



**GREG FIELDS**



# RECORD BOOK

## SINGLE-GAME RECORDS

### HITS

Mike Dansky ..... 6 ..... vs. Marist (4/28/96)  
 Tyler Jones ..... 6 ..... at Mount St. Mary's (4/30/10)

### DOUBLES

Several tied with ..... 3  
 last: ..... Mike Garcia  
 ..... vs. Mount St. Mary's (4/14/13)

### TRIPLES

Several tied with ..... 2  
 last: ..... Pete Leonello  
 ..... at Lafayette (4/27/2011)

### HOME RUNS

Louis Hernandez ..... 3  
 ..... vs. Utica (5/18/85)  
 Khyl Farrison ..... 3  
 ..... at Wagner (4/13/03)  
 Tyler Jones ..... 3  
 ..... at Mount St. Mary's (4/30/10)

### RBIs

Danny Etkin ..... 9  
 ..... vs. Fairleigh Dickinson (5/2/08)

### STOLEN BASES

Ray DeSimone ..... 4  
 ..... vs. Manhattan (4/23/92)

### RUNS

Several tied with ..... 5

### STRIKEOUTS

Several tied with ..... 16

### INNINGS PITCHED

Several tied with ..... 10

### NO-HITTERS (6)

Bob Epstein (9 IP) .....  
 ..... vs. City College of N.Y. (5/6/69)  
 Bob Files (3 IP) & Bruce Samboy (2 IP) .....  
 ..... vs. Washington & Lee (3/20/71)  
 Tom Fusco (6 IP) ..... at Delaware State (3/11/90)  
 John DiStefano (7 IP) ..... at Wagner (3/31/90)  
 Greg Short (7 IP) ..... vs. Monmouth (3/28/92)  
 John Dooley (2 IP) & Ryan Ekberg (7 IP) .....  
 ..... vs. Fairleigh Dickinson (4/29/04)

Active players in **BOLD**.

## TEAM RECORDS

### BATTING AVERAGE

Season ..... .356<sup>^</sup> ..... 1990

### HITS

Game ..... 29 ..... vs. Columbia (1984)  
 ..... 29 ..... vs. Saint Joseph's (1994)  
 Season ..... 499 ..... 1999

### DOUBLES

Game ..... 9 ..... vs. New Hampshire (3/24/95)  
 ..... 9 ..... vs. Fairleigh Dickinson (5/2/08)  
 Season ..... 110 ..... 1998

### TRIPLES

Game ..... 4 ..... vs. Wagner (3/30/97)  
 Season ..... 26 ..... 1992

### HOME RUNS

Game ..... 6 ..... vs. Wagner (4/18/98)  
 Season ..... 51 ..... 1995, 1998, 1999

### STOLEN BASES

Game ..... 11 ..... vs. City Col. of N.Y. (1978)  
 Season ..... 107 ..... 2008

### RUNS

Game ..... 29 ..... vs. St. Francis (N.Y.) (1955)  
 Season ..... 360 ..... 1998

### STRIKEOUTS

Game ..... 17 ..... vs. Hofstra (4/8/84)  
 ..... 17 ..... vs. Fairleigh Dickinson (4/9/85)  
 ..... 17 ..... vs. Columbia (4/7/98)  
 Season ..... 345 ..... 2013

### LONGEST GAME


19 innings ..... Nebraska Omaha 3, LIU Brooklyn 2  
 ..... (3/15/12)  
 13 innings ..... Liu Brooklyn 2, Monmouth 2  
 ..... (5/18/13)  
 12 innings ..... LIU Brooklyn 5, Siena 5 (1985)  
 ..... LIU Brooklyn 11, Pace 7 (4/29/92)  
 ..... LIU Brooklyn 8, Pace 6 (4/3/99)  
 ..... Mount St. Mary's 4, LIU Brooklyn 3 (5/9/04)  
 ..... LIU Brooklyn 7, Lafayette 6 (3/24/07)

<sup>^</sup> Led NCAA Division I.

## SEASON-BY-SEASON RESULTS

1949.....	6-4-1
1950.....	9-6
1951.....	13-5
1952.....	11-8
1953.....	15-5
1954.....	14-2 <sup>1</sup>
1955.....	12-4 <sup>1</sup>
1956.....	12-3
1957.....	8-7
1958.....	12-3 <sup>1</sup>
1959.....	14-1 <sup>1</sup>
1960.....	14-5 <sup>1</sup>
1961.....	11-5 <sup>1</sup>
1962.....	14-5 <sup>1</sup>
1963.....	15-1-1 <sup>1</sup>
1964.....	21-4 <sup>1</sup>
1965.....	15-5
1966.....	15-8
1967.....	19-5
1968.....	26-5 <sup>2</sup>
1969.....	12-12
1970.....	16-6-1
1971.....	13-11
1972.....	20-9 <sup>2</sup>
1973.....	19-9-1
1974.....	17-13
1975.....	6-18
1976.....	6-17-1
1977.....	12-12
1978.....	17-10
1979.....	22-7
1980.....	18-9
1981.....	23-11 <sup>2</sup>
1982.....	17-14-1
1983.....	12-12-1
1984.....	22-8 <sup>2</sup>
1985.....	26-10-1 <sup>2</sup>
1986.....	18-15
1987.....	17-16
1988.....	20-14
1989.....	12-19
1990.....	27-13 <sup>3</sup>
1991.....	19-18-1
1992.....	24-15
1993.....	17-18
1994.....	25-19
1995.....	18-28
1996.....	22-19
1997.....	17-21
1998.....	24-14
1999.....	25-19
2000.....	23-21
2001.....	18-24
2002.....	11-33
2003.....	16-24
2004.....	9-29
2005.....	13-25
2006.....	13-33-1
2007.....	16-35
2008.....	16-31
2009.....	10-40
2010.....	14-42
2011.....	28-23
2012.....	22-33
2013.....	21-33-1
2014.....	25-25-1
<b>TOTAL.....</b>	<b>1183-1008-19</b>

1 Knickerbocker Conference Champions  
 2 Metropolitan Conference Champions  
 3 Northeast Conference Champions



**WES PIERORIZIO**



**NCAA TOURNAMENT RESULTS**

**1968; College Division (Now Division II)**

East Regional; Fort Eustis, Va.

vs. Jacksonville.....	W.....	1-0
vs. Springfield.....	L.....	2-4
vs. Jacksonville.....	W.....	16-4
vs. Springfield.....	W.....	3-1
vs. Springfield.....	W.....	2-1

Finals; Springfield, Mo.

vs. Chapman.....	L.....	8-11
vs. Arkansas State.....	L.....	3-10

(Ended 4th in the Nation)

**1972; Division I**

District 2 • Princeton, N.J.

vs. St. John's.....	W.....	2-1
vs. Temple.....	L.....	0-1
vs. Penn State.....	L.....	5-7

**NEC TOURNAMENT RESULTS**

**1993**

vs. St. Francis (N.Y.).....	L.....	2-13
vs. Fairleigh Dickinson.....	L.....	0-5

**1994**

vs. Fairleigh Dickinson.....	L.....	1-4
vs. Wagner.....	W.....	2-1
vs. Fairleigh Dickinson.....	W.....	4-1
vs. Rider.....	L.....	4-7

**1995**

vs. St. Francis (N.Y.).....	L.....	13-14 (12)
vs. Marist.....	W.....	5-2
vs. St. Francis (N.Y.).....	W.....	14-6
vs. Rider.....	L.....	3-4 (10)

**1996**

vs. Rider.....	L.....	2-3
vs. Monmouth.....	W.....	2-1
vs. St. Francis (N.Y.).....	W.....	9-4
vs. Rider.....	L.....	1-14

**1998**

vs. Monmouth.....	L.....	4-5
-------------------	--------	-----

**2000**

vs. Monmouth.....	L.....	8-11
vs. UMBC.....	W.....	2-0
vs. Monmouth.....	L.....	4-5

**2011**

vs. Sacred Heart.....	L.....	1-10
vs. Central Connecticut State.....	L.....	1-2


**2013**

vs. Bryant.....	W.....	7-2
vs. Sacred Heart.....	L.....	8-7
vs. Bryant.....	L.....	16-1



**FRANK GIANNONE**


**LIU BROOKLYN ALL-AMERICANS**



**SAL CAMPISI**

1964

SAL CAMPISI-CAREER STATISTICS											
Year	W-L	ERA	SV	G-GS	CG	IP	H	R	ER	BB	SO
1962	1-0	4.90	0	--	--	20.2	20	18	11	5	30
1963	6-0	0.87	0	--	--	62.0	33	11	6	23	81
1964	12-1	0.27	0	--	--	101.2	48	10	3	23	98
<b>Totals</b>	<b>19-1</b>	<b>0.97</b>	<b>0</b>	<b>--</b>	<b>--</b>	<b>184.1</b>	<b>101</b>	<b>39</b>	<b>20</b>	<b>51</b>	<b>209</b>



**CHARLES CAPELLO**

1968

CHARLES CAPELLO-CAREER STATISTICS											
Year	W-L	ERA	SV	G-GS	CG	IP	H	R	ER	BB	SO
1968	9-0	2.52	0	--	--	89.0	63	27	25	48	111
1969	4-4	1.26	0	--	--	78.0	46	24	11	34	89
1970	5-4	1.30	0	--	--	76.0	41	18	11	25	102
<b>Totals</b>	<b>18-8</b>	<b>1.74</b>	<b>0</b>	<b>--</b>	<b>--</b>	<b>243.0</b>	<b>150</b>	<b>69</b>	<b>47</b>	<b>107</b>	<b>302</b>

**ALL-TIME COACHING RECORDS**

COACH	SEASONS	GAMES	RECORD	PCT.
Herbert Raubenheimer (1929).....	1.....	7.....	5-2-0.....	.714
Arthur Carroll (1930).....	1.....	11.....	5-6-0.....	.455
Lewis Malone (1931).....	1.....	8.....	3-5-0.....	.375
Clair Bee (1934-39).....	6.....	101.....	75-22-4.....	.743
Al Caruso (1940).....	1.....	No Records Available.....		
Buck Lai (1949-60).....	12.....	193.....	140-50-3.....	.725
Saverio Picariello (1961).....	1.....	16.....	11-5-0.....	.688
Tony Russo (1962-65).....	4.....	82.....	65-15-2.....	.792
Dick Vining (1966-74).....	9.....	242.....	158-82-2.....	.653
Paul Lizzo (1975-76).....	2.....	48.....	12-35-1.....	.250
Frank Giannone (1977-2004).....	29.....	1045.....	544-497-4.....	.521
Don Maines (2005-2014).....	8.....	429.....	147-280-2.....	.342
John Suarez (2014).....	1.....	43.....	22-20-1.....	.512
Alex Trezza (2015-.....)				
<b>Total</b> .....	<b>76</b> .....	<b>2216</b> .....	<b>1183-1008-19</b> .....	<b>.535</b>


2015 LIU BROOKLYN BASEBALL




ALL-TIME NORTHEAST CONFERENCE AWARD WINNERS




**SAL CONTI**  
1990 NEC  
Player of the Year




**RAY DESIMONE**  
1993 NEC  
Player of the Year



**JOE ZECCARDI**  
1999 NEC  
Player of the Year



**RICH HARTMANN**  
1994 NEC  
Pitcher of the Year



**KEVIN MILLER**  
2000 NEC  
Pitcher of the Year



**JOHN ZIZNEWSKI**  
2014 NEC  
Player of the Year

ALL-NEC FIRST TEAM

Ciro Ambrosio.....	1988	John Catricala.....	1998
James Ruocchio.....	1988	Sami Abbassi.....	1998
Ray Schuyler.....	1988	Joe Zeccardi.....	1999
Ciro Ambrosio.....	1989	Mike Grippo.....	1999
James Ruocchio.....	1989	Mike Wilson.....	2000
Armando Iacobellis.....	1989	Matt Early.....	2000
Sal Conti.....	1990	Stephen Echevarria.....	2003
Tom Fusco.....	1990	Nate Olsen.....	2005
Matt Rubino.....	1990	Frank DiMasi.....	2008
Ciro Ambrosio.....	1990	Danny Etkin.....	2008
James Ruocchio.....	1990	James Jones.....	2008
Mike Ciuffo.....	1990	James Jones.....	2009
Joe Durso.....	1992	Chris Franzese.....	2011
Ray DeSimone.....	1993	Tyler Jones.....	2011
Lou Vernagallo.....	1993	Tyler Jones.....	2012
Jon Manuelian.....	1993	Pete Leonello.....	2012
Lou Deman.....	1994	Pete Leonello.....	2014
Anthony Savino.....	1994		
Lou Deman.....	1995		
Jon Manuelian.....	1995		
Jon Manuelian.....	1996		
Chris Novelli.....	1996		
Eric Bardeguet.....	1997		
Joe Zeccardi.....	1998		

Active players in **BOLD**.

ALL-NEC SECOND TEAM

Joe Garbowski.....	1999
Sami Abbassi.....	1999
Gabe Veloz.....	2000
Nick Burzynski.....	2000
Nick Burzynski.....	2001
Charles Inserra.....	2002
Matt Martino.....	2004
Robby Rowen.....	2004
Brad Greve.....	2012
Chris Untereiner.....	2013
Pete Leonello.....	2013
John Ziznewski.....	2013
Kevin Needham.....	2014
<b>Mark Hernandez.....</b>	<b>2014</b>

NEC ROOKIE OF THE YEAR

Rob Leary.....	1990
Jon Manuelian.....	1993

NEC TOURNAMENT MVP

Lou Deman.....	1995
----------------	------

NEC COACH OF THE YEAR

Frank Giannone.....	1990
Don Maines.....	2011

ALL-TIME LIU BROOKLYN MLB DRAFTEES

YEAR	PLAYER	POS.	TEAM	ROUND	PICK	YEAR	PLAYER	POS.	TEAM	ROUND	PICK
2014	John Ziznewski	SS	White Sox	8	228	1982	Jeff Szczecinski	2B	Twins	14	344
2013	Justin Topa	P	Pirates	17	509	1981	Jeff Szczecinski	2B	Blue Jays	16	394
2012	Justin Topa	P	Reds	33	1012	1980	Tony Pilla	2B	Twins	15	375
2009	James Jones	OF	Mariners	4	113	1980	Jim Stefanski	C	Braves	23	572
1999	Joe Curreri	RHP	White Sox	23	699	1979	Jim Stefanski	C	Athletics	13	317
1995	Lou Deman	CRHP	Cardinals	18	491	1973	Anthony Jonas	OF	Tigers	19	451
1994	Matt Leach	RHP	Twins	28	771	1973	Robert Daniels	2B	Twins	24	548
1994	Rich Hartmann	RHP	Cardinals	28	782	1972	John Yeglinksi	OF	Yankees	8	182
1993	Daniel Pontes	RHP	Cardinals	31	872	1972	Ludwig Benedetti	SS	Red Sox	9	208
1993	Ray DiSimone	SS	Rangers	40	1123	1972	Bruce Henderson	1B	Cardinals	40	769
1993	Rich Hartmann	RHP	Tigers	52	1414	1970	Charles Capello	LHP	Brewers	14	323
1993	Matt Leach	RHP	Cardinals	53	1442	1968	William Hansen	1B	White Sox	18	410
1990	Ciro Ambrosio	SS	Blue Jays	30	814	1968	Steven Frohman	OF	Cardinals	34	754
1990	Tom Fusco	LHP	Cardinals	37	987	1966	Terry Crowley	1B	Orioles	11	216
1988	Gerard Rizza	RHP	Athletics	17	437	1966	Neil Baskin	3B	Twins	39	723
1988	Richard Hoffman	RHP	Cardinals	31	808	1966	Donald Cook	RHP	Red Sox	1*	14
1988	Stephen Osik	RHP	Royals	32	829	1965	Jeff Albies	2B	Braves	8	144
1987	Juan Berrios	C	Royals	30	769	1965	Donald Cook	RHP	Phillies	12	225
1987	Tom Marten	RHP	Twins	37	937	1965	Richard Small	OF	Braves	29	545
1986	Richard Lacko	RHP	Tigers	6	151	1965	Ernie DeFilippis	OF	Cardinals	56	788
1985	Steven St. Hill	OF	Orioles	23	593						
1984	Al Cardwood	1B	Twins	35	777						
1982	Wes Pierorizio	LHP	Indians	8	196						

\*June secondary draft