

K-STATE[®]

WOMEN'S BASKETBALL

975+ ALL-TIME VICTORIES • 25 20-WIN SEASONS
 • 16 NCAA TOURNAMENT APPEARANCES
 • 6 WNIT APPEARANCES • 2006 WNIT CHAMPIONS
 • 10 CONFERENCE TITLES • 12 ALL-AMERICANS
 • 8 WNBA DRAFT PICKS

KANSAS STATE AT OKLAHOMA

2020-21 SCHEDULE & RESULTS

OVERALL RECORD: 8-16

BIG 12: 3-14 | NON-CONFERENCE: 5-2

HOME: 7-8 | AWAY: 1-8 | NEUTRAL: 0-0

NOVEMBER (1-0)

29 SOUTHERN +  W, 66-51

DECEMBER (4-4)

3 (11/12) KENTUCKY % +  L, 60-49

5 at Central Arkansas + (Bear Nation Network) W, 47-33

6 UT ARLINGTON + Canceled

8 IDAHO STATE +  L, 65-50

10 (22/21) SOUTH DAKOTA STATE +  W, 62-53

12 OMAHA +  W, 66-59

14 KANSAS CITY +  W, 74-57

18 at (rv/rv) Iowa State * +  L, 91-69

21 (20/22) TEXAS * +  L, 62-52

JANUARY (0-5)

2 at Oklahoma * PPD

5 WEST VIRGINIA * PPD

10 at Baylor * PPD

14 TCU * PPD


17 OKLAHOMA STATE * PPD

20 at (rv/rv) West Virginia * +  L, 65-56

23 at Kansas * +  L, 70-63

25 OKLAHOMA STATE *  L, 69-55

28 (rv/rv) IOWA STATE * +  L, 62-60

31 OKLAHOMA * +  L, 80-78


FEBRUARY (2-6)

3 at Texas Tech * +  L, 83-75 (ot)

7 (8/8) BAYLOR * +  L, 64-52

10 at TCU * +  L, 78-67

13 KANSAS * +  W, 77-66

17 at (rv/rv) Oklahoma State * +  L, 59-46

21 at Texas * +  L, 59-48

24 TEXAS TECH * +  W, 86-79

27 at (7/7) Baylor * +  L, 85-49

MARCH (1-1)

1 TCU * +  W, 79-76 (OT)

3 (20/23) WEST VIRGINIA * +  L, 72-64

7 at Oklahoma * + (FS Oklahoma) 3 p.m.

11-14 TBD + TBA

Schedule subject to change | **Bold** indicates home game | All times Central | Opponent Rankings are AP/Coaches | + - Game broadcast on K-State Sports Network and kstatesports.com | % - SEC/Big 12 Challenge | * - Big 12 game | ^ - Phillips 66 Big 12 Championship (Kansas City, Mo.)



AP
-
Coach
-

GAME 25

MARCH 7, 2021
3 p.m.

Lloyd Noble Center
Norman, Okla.



AP
-
Coach
-

11-11, 8-9 BIG 12

8-16, 3-14 BIG 12

• Kansas State will conclude its 2020-21 regular season schedule on Sunday afternoon, as the Wildcats face Oklahoma at Lloyd Noble Center at 3 p.m.

• Sunday's game will be broadcast on FS Oklahoma and FS Kansas City, as Jessica Coody (play-by-play) and Brenda VanLengen (analyst) will have the call.

• The Wildcats have been led this season by All-America candidate sophomore **Ayoka Lee** and junior **Christianna Carr**.

• Lee, a candidate for all four of the national player of the year awards this season, leads K-State in scoring (18.8 ppg), field goal percentage (.607), rebounds (8.3 rpg) and blocks (1.7). In the last two games, Lee is averaging 27.5 points on 64.5 percent shooting and 11.5 rebounds.

• Carr is second on the team in scoring at 15.0 points per game. She leads the team with 51 connections from beyond the arc. In the last two games, Carr is averaging 23.0 points and 7.0 rebounds.

STARTING 5

Five names, numbers or storylines about K-State women's basketball

1. LEE IN 60.0/80.0 CLUB

• **Ayoka Lee** leads the Big 12 and ranks fourth in the nation in field goal percentage (.607) and ranks seventh in the Big 12 in free throw percentage (.808). She is the only player in NCAA Division I this season to shoot 60.0 percent or better from the field and 80.0 percent or better from the line.

2. CARR FROM AFAR

• **Christianna Carr** ranks 10th in school history for career 3-point field goals made (162). She has 51 connections from 3-point range this season, her third straight season with 50 or more 3-point field goals made.

3. LEE BIG 12 PER LEADER

• **Ayoka Lee** leads the Big 12 and ranks fifth in the nation, according to HerHoopStats.com, for PER (39.7) which is a measure of a player's value based on their box score stats.

4. HIGH EFFICIENCY DISHES

• The Wildcats have 373 assists (15.5 apg) and an assisted shot rate of 71.9 percent this season. According to HerHoopStats.com, K-State ranks fifth in the nation in assisted shot rate and are the highest ranked Power 5 member in the category.

5. MITTIE NEARS WIN 125

• With a win, K-State head coach **Jeff Mittie** will secure his 125th victory as the K-State women's basketball head coach. He will become the fourth head coach in program history to reach the number and tie Lynn Hickey (1979-84) for third on the K-State career wins list.

PROBABLE STARTERS (BASED ON PREVIOUS GAME)

KANSAS STATE (8-16, 3-14 BIG 12)

No.	Player	Pos.	Yr.	Ht.	HOMETOWN	PPG	RPG	APG	FG%	3FG%	FT%
2	Cymone Goodrich	G	R-Jr.	5-10	Chicago, Ill.	2.5	1.9	2.6	.265	.000	.759
12	Rachel Ranke	G	R-Jr.	6-1	Burnsville, Minn.	9.1	4.3	2.4	.323	.303	.733
24	Emilee Ebert	G	So.	6-0	Frankfort, Kan.	6.0	3.7	3.1	.352	.300	.750
43	Christianna Carr	G	Jr.	6-1	Manhattan, Kan.	15.0	4.9	1.7	.380	.378	.790
50	Ayoka Lee	C	So.	6-6	Byron, Minn.	18.8	8.3	0.6	.607	.000	.808

Head Coach: **Jeff Mittie** (29th season/7th at K-State) | Career Record: 578-330 (.637); Record at K-State: 124-95 (.566)

OKLAHOMA (11-11, 8-9 BIG 12)

No.	Player	Pos.	Yr.	Ht.	HOMETOWN	PPG	RPG	APG	FG%	3FG%	FT%
1	Nevaeh Tot	G	Fr.	5-3	McKinney, Texas	6.8	3.3	4.3	.377	.366	.714
12	Gabby Gregory	G	So.	6-0	Tulsa, Okla.	16.4	4.7	1.5	.412	.350	.835
25	Madi Williams	G	Jr.	6-0	Fort Worth, Texas	19.9	5.2	3.1	.500	.300	.697
30	Taylor Robertson	G	Jr.	5-7	McPherson, Kan.	15.5	3.0	1.2	.464	.439	.981
32	Tatum Veitenheimer	G	Jr.	5-8	Windthorst, Texas	4.2	3.6	2.1	.360	.333	.800

Head Coach: **Sherri Coale** (25th season/25th season at Oklahoma) | Career Record: 512-293 (.636); Record at Oklahoma: Same

GAME INFORMATION

TELEVISION

Big 12 Now on ESPN+

Play-by-Play: Jessica Coody

Analyst: Brenda VanLengen



RADIO

K-State Sports Network

Online: kstatesports.com

Play-by-Play: Brian Smoller

Analyst: Randy Peterson



LIVE STATS

kstatesports.com

NUMBER TO KNOW

7

• K-State has seven games with 20 or more assists this season.

• The Wildcats handed out a season-high 24 assists against Oklahoma on January 31.

• During Jeff Mittie's tenure, K-State has dished out 20 or more assists in a game 39 times with the most recent occurrence coming against West Virginia on March 3 (20).

• Under Mittie, the season-high for games with 20 or more assists is eight in the 2017-18 season.

K-STATE GAMES W/ 20+ ASSISTS - MITTIE ERA

Rk	Season	Games w/ 20+
1.	2017-18	8
2.	2015-16	7
	2020-21	7
4.	2019-20	6
5.	2014-15	4
	2016-17	4
7.	2018-19	3

BY STATE

Colorado (1)

Jada Moore (Denver)

Illinois (2)

Cymone Goodrich (Chicago); Jada Thorpe (Chicago)

Kansas (4)

Christianna Carr (Manhattan); Emilee Ebert (Frankfort);
Laura Macke (Baileyville); Ashley Ray (Girard)

Minnesota (2)

Ayoka Lee (Byron); Rachel Ranke (Burnsville)

Texas (1)

Sydney Goodson (Argyle)

Wisconsin (1)

Taylor Lauterbach (Appleton)

BY POSITION

Guards (7)

Christianna Carr; Emilee Ebert; Cymone Goodrich;
Sydney Goodson; Jada Moore; Rachel Ranke; Jada Thorpe

Forwards (2)

Laura Macke; Ashley Ray

Center (2)

Taylor Lauterbach; Ayoka Lee

BY CLASS

Senior (1)

Sydney Goodson

Juniors (5)

Christianna Carr; Cymone Goodrich; Laura Macke;
Rachel Ranke (rs); Ashley Ray (rs)

Sophomores (2)

Emilee Ebert; Ayoka Lee

Freshmen (3)

Taylor Lauterbach; Jada Moore; Jada Thorpe (rs)

(rs) - redshirt

K-STATE WOMEN'S BASKETBALL
SOCIAL MEDIA DIRECTORY

TWITTER

K-State WBB	@KStateWBB & #KStateWBB
K-State Athletics	@KStateSports
Jeff Mittie	@JeffMittie
Brian Ostermann	@THECoachO
Chris Carr	@CoachCarr43
Ebony Haliburton	@ebony_kstate
Ebony Gilliam	@ebony_gilliam
Sadie Thrasher	@CoachSayT

INSTAGRAM

@kstatewbb
@kstatesports

FACEBOOK

Facebook.com/KStateSports

2020-21 K-STATE ROSTER

NO.	NAME	POS.	HT.	YR-EXP.	HOMETOWN (PREVIOUS SCHOOL)
2	Cymone Goodrich	G	5-10	Jr.-2L	Chicago, Ill. (South Shore International Prep)
4	Sydney Goodson	G	5-9	Sr.-TR	Argyle, Texas (Texas Tech)
10	Jada Thorpe	G	5-9	R-Fr.-SQ	Chicago, Ill. (Simeon Career Academy)
12	Rachel Ranke	G	6-1	R-Jr.-2L	Burnsville, Minn. (Eastview HS)
13	Laura Macke	F	6-2	Jr.-2L	Baileyville, Kan. (Nemaha Central HS)
23	Jada Moore	G	5-11	Fr.-HS	Denver, Colo. (Regis Jesuit HS)
24	Emilee Ebert	G	6-0	So.-1L	Frankfort, Kan. (Frankfort HS)
33	Ashley Ray	C	6-4	Sr.-2L	Girard, Kan. (Girard HS)
41	Taylor Lauterbach	C	6-7	Fr.-HS	Appleton, Wis. (Appleton West HS)
43	Christianna Carr	G	6-1	Jr.-2L	Manhattan, Kan. (Manhattan HS)
50	Ayoka Lee	C	6-6	So.-1L	Byron, Minn. (Byron HS)

HEAD COACH

Jeff Mittie (Missouri Western '89 - 7th Season)

ASSOCIATE HEAD COACH

Brian Ostermann (Wisconsin-La Crosse '88 - 7th Season)

ASSISTANT COACH

Chris Carr (Argosy University '12 - 5th season)

ASSISTANT COACH

Ebony Haliburton (Oral Roberts '08 - 4th season)

COORD. OF RECRUITING OPS

Ebony Gilliam (TCU '04 - 7th Season)

DIR. OF S-A DEVELOPMENT

Sadie Thrasher (Wayne State '16 - 3rd Season)

DIR. OF VIDEO OPERATIONS

Staci Gregorio (Pacific '10 - 2nd season)

PRONUNCIATION GUIDE

Emilee Ebert	eb-ERT
Ayoka Lee	a-OAK-uh
Laura Macke	MACK-ee
Rachel Ranke	RANK-ee

Player notes included in player bios on pgs. 12-26

K-STATE STARTERS

2 | CYMONE GOODRICH
G | 5-10 | Jr.
Chicago, Ill.

PPG	RPG	APG
2.5	1.9	2.6

12 | RACHEL RANKE
G | 6-1 | R-Jr.
Burnsville, Minn.

PPG	RPG	APG
9.1	4.3	2.4

24 | EMILEE EBERT
G | 6-0 | So.
Frankfort, Kan.

PPG	RPG	APG
6.0	3.7	3.1

43 | CHRISTIANNA CARR
G | 6-1 | Jr.
Manhattan, Kan.

PPG	RPG	APG
15.0	4.9	1.7

50 | AYOKA LEE
C | 6-6 | So.
Byron, Minn.

PPG	RPG	BPG
18.8	8.3	1.7

K-STATE BENCH

4 | SYDNEY GOODSON
G | 5-9 | Sr.
Argyle, Texas

PPG	RPG	APG
5.6	2.9	2.6

10 | JADA THORPE
G | 5-9 | R-Fr.
Chicago, Ill.

PPG	RPG	APG
0.0	0.0	0.0

13 | LAURA MACKE
F | 6-2 | Jr.
Baileyville, Kan.

PPG	RPG	APG
4.9	3.8	1.0

23 | JADA MOORE
G | 5-11 | Fr.
Denver, Colo.

PPG	RPG	APG
2.7	2.1	1.7

33 | ASHLEY RAY
C | 6-4 | Sr.
Girard, Kan.

PPG	RPG	BPG
0.6	0.8	0.3

41 | TAYLOR LAUTERBACH
C | 6-7 | Fr.
Appleton, Wis.

PPG	RPG	BPG
2.0	2.8	0.7

+ + + + + +



AYOKA LEE



ALL-AMERICA CANDIDATE

2021 NAISMITH TROPHY CANDIDATE

2021 WADE TROPHY CANDIDATE

2021 WOODEN AWARD CANDIDATE

2021 LISA LESLIE AWARD CANDIDATE

2020-21 PRESEASON ALL-BIG 12

UNANIMOUS SELECTION

2020 ALL-BIG 12 FIRST TEAM

2020 BIG 12 FRESHMAN OF THE YEAR

2020 ACADEMIC ALL-BIG 12 FIRST TEAM

FOR MORE INFO ON AYOKA

SEE HER BIO PAGES ON PAGES 22-23.



SOPHOMORE | BYRON, MINN.



HC | JEFF MITTIE

7TH SEASON AT K-STATE | 29TH SEASON AS A HEAD COACH

MITTIE'S COACHING STAFF



<< Brian Ostermann
Associate
Head Coach



<< Chris Carr
Assistant Coach



<< Ebony Haliburton
Assistant Coach

MITTIE'S CAREER RECORD

- Career: 578-330 (.637) - 29th season
- K-State: 124-95 (.566) - 7th season

Home: 355-104 (.773) - career | 81-39 (.675) - at K-State
Road: 157-181 (.464) - career | 32-44 (.421) - at K-State
Neutral: 66-45 (.595) - career | 11-12 (.478) - at K-State

Longest Winning Streak at K-State: 9, (Nov. 11 - Dec. 11, 2016)
Longest Losing Streak at K-State: 10 (Dec. 18, 2020 - Feb. 13, 2021)

MITTIE'S TROPHY CASE

- 2010 Mountain West Conference Coach of the Year
- 2010 Mountain West Conference Regular Season Champions
- 2005 Conference USA Tournament Champions
- 2003 Conference USA Tournament Champions
- 2002 Conference USA Coach of the Year
- 2002 Conference USA Regular Season Champions
- 2001 WAC Coach of the Year
- 2001 WAC Regular Season Champions
- 2001 WAC Tournament Champions
- 1995 MIAA Coach of the Year
- 1995 MIAA Regular Season Champions
- 1995 MIAA Tournament Champions
- 1994 MIAA Coach of the Year
- 1994 MIAA Regular Season Champions

MITTIE BY THE NUMBERS

- .637** - Career winning percentage
- 4** - Associated Press All-Americans he has coached
- 5** - Conference Coach of the Year awards
- 9** - League titles in four different conferences
- 16** - 20-win seasons as a head coach
- 20** - Postseason appearances
- 25** - Winning seasons in 29 years as a head coach
- 58** - Academic All-Conference selections he has coached
- 65** - All-Conference selections he has coached
- 124** - Wins at Kansas State
- 578** - Career wins

MITTIE AT K-STATE

- Five postseason appearances including three NCAA Tournament appearances
- Two 20-win seasons
- 16 All-Big 12 selections
- Four Big 12 All-Defensive Team honorees
- One Big 12 Freshman of the Year (Ayoka Lee)
- Three Big 12 All-Freshman Team selections
- 2019 U.S. Pan American Games selection (Peyton Williams)
- 31 Academic All-Big 12 selections
- Four Big 12 Scholar-Athlete of the Year recipients
- Six CoSIDA Academic All-District VII honorees
- Two CoSIDA Academic All-American (Shaelyn Martin & Peyton Williams)

MITTIE IN 7TH SEASON AT K-STATE

- Jeff Mittie, one of the winningest active coaches in NCAA Division I with over 575 career wins, is in his seventh season at the helm of the K-State program in 2020-21.
- Mittie, the ninth head women's basketball coach in K-State history, owns an overall career record of 578-330 (.637) in 29 years as a head coach, including a 124-95 (.566) mark in his time at K-State. He has won 19 or more games in four of his previous six seasons with K-State.
- With his 124 wins at Kansas State, Mittie ranks fourth for wins at the helm of the K-State program.
- Mittie registered the 575th win of his coaching career, a 74-57 decision over Kansas City on Dec. 14, 2020.
- In the 2016-17 season, K-State's 23 wins were Mittie's most at the helm of the Wildcats and the most for Mittie since registering 23 in the 2007-08 season at TCU.
- He has averaged 20.4 wins per season and experienced only one losing season in his previous 28 seasons.
- Mittie has 20 postseason appearances in his career (NCAA or WNIT Tournaments), in which he has a combined record of 20-18 (.526).

MITTIE'S CAREER RECORD VS. 2020-21 OPPONENTS

Non-Conference Opponents			
Opponent	W	L	.Pct.
Southern	2	0	1.000
Kentucky	0	1	.000
Central Arkansas	2	0	1.000
Idaho State	0	1	.000
South Dakota State	1	2	.333
Omaha	7	1	.875
Kansas City	6	0	1.000

Big 12 Conference Opponents

Opponent	W	L	.Pct.
Baylor	1	24	.040
Iowa State	7	14	.333
Kansas	17	7	.708
Oklahoma	9	16	.360
Oklahoma State	11	11	.500
TCU	8	8	.500
Texas	4	14	.222
Texas Tech	16	5	.762
West Virginia	6	16	.273

MITTIE YEAR-BY-YEAR RECORD

Year	School	Record	Postseason
2020-21	Kansas State	8-16	
2019-20	Kansas State	16-13	DNP*
2018-19	Kansas State	21-12	NCAA 1st Round
2017-18	Kansas State	18-16	WNIT 3rd Round
2016-17	Kansas State	23-11	NCAA 2nd Round
2015-16	Kansas State	19-13	NCAA 2nd Round
2014-15	Kansas State	19-14	WNIT 2nd Round
2013-14	TCU	18-15	WNIT 1st Round
2012-13	TCU	9-21	--
2011-12	TCU	16-14	--
2010-11	TCU	22-11	WNIT 1st Round
2009-10	TCU	22-9	NCAA 1st Round
2008-09	TCU	20-11	NCAA 1st Round
2007-08	TCU	23-12	WNIT Quarterfinals
2006-07	TCU	21-11	NCAA 1st Round
2005-06	TCU	19-12	NCAA 2nd Round
2004-05	TCU	23-10	NCAA 1st Round
2003-04	TCU	25-7	NCAA 2nd Round
2002-03	TCU	20-14	NCAA 2nd Round
2001-02	TCU	24-7	NCAA 2nd Round
2000-01	TCU	25-8	NCAA 2nd Round
1999-00	TCU	16-14	--
1998-99	Arkansas State	18-14	WNIT Quarterfinals
1997-98	Arkansas State	20-10	--
1996-97	Arkansas State	20-8	--
1995-96	Arkansas State	17-10	--
1994-95	Missouri Western	31-3	NCAA D-II 3rd Place
1993-94	Missouri Western	29-3	NCAA D-II Semifinals
1992-93	Missouri Western	16-11	--
28 Years		578-330 (.637)	20 Postseasons

* - did not play due to COVID-19 pandemic

MOST K-STATE CAREER VICTORIES

Wins	Coach	Years
350	Deb Patterson	1996-2014
206	Judy Akers	1968-79
125	Lynn Hickey	1979-84
124	Jeff Mittie	2014-present

578

CAREER WINS

Big 12 Coaches WBB Career Records

1.	Bill Fennelly, Iowa State	705-335
2.	Kim Mulkey, Baylor	624-103
3.	Jeff Mittie, Kansas State	578-330
4.	Sherri Coale, Oklahoma	512-293
5.	Brandon Schneider, Kansas	462-250
6.	Mike Carey, West Virginia	429-220
7.	Vic Schaeffer, Texas	317-180
8.	Krista Gerlich, Texas Tech	299-161
9.	Raegan Pebley, TCU	282-266
10.	Jim Littell, Oklahoma State	193-118

TEAM COMPARISONS

KANSAS STATE

8-16, 3-14 Big 12

Jeff Mittie (Missouri Western '89)
 124-95 (.566; 7th season)
 578-330 (.637; 29th season)
 L, 72-64, vs. (20/23) West Virginia (3/3/21)
 L1

2020-21 Record

Head Coach

Record at School

Career Record

Last Game

Current Streak

OKLAHOMA

11-11, 8-9 Big 12

Sherri Coale (Oklahoma Christian '87)

512-293 (.636; 25th season)

Same

L, 83-79, vs. TCU (3/4/21)

L1

Ayoka Lee (18.8 ppg)

Scoring Leaders

Madi Williams (19.9 ppg)

Ayoka Lee (8.3 rpg)

Rebounding Leaders

Madi Williams (5.2 rpg)

Emilee Ebert (3.1 apg)

Assist Leaders

Nevaeh Tot (4.3 apg)

K-STATE	STATS	OU	K-STATE	STATS	OU
62.1	Scoring	72.5	36.6	Rebounds/game	32.2
66.6	Scoring Defense	74.2	34.9	Opp. Rebounds/game	37.5
-4.5	Scoring Margin	-1.7	+1.7	Rebounding Margin	-5.3
.405	FG Pct.	.450	15.5	Assists/game	13.6
.391	Opp. FG Pct.	.451	17.5	Turnovers/game	15.9
.309	3-Pt. FG Pct.	.373	12.1	Opp. Turnovers/game	15.1
.325	Opp. 3-Pt. FG Pct.	.303	6.1	Steals/game	7.7
.735	FT Pct.	.757	4.5	Blocks/game	1.7

CURRENT K-STATE PLAYERS VS. OKLAHOMA

CHRISTIANNA CARR	ST	FG-A	3FG-A	FT-A	RB	PF	PTS	A	TO	BK	ST	MIN
Oklahoma (1/5/19)	Y	5-12	4-8	0-0	1-1-2	3	14	3	3	0	0	29
at Oklahoma (2/10/19)	Y	6-9	3-6	0-0	1-1-2	4	15	1	5	0	1	19
Oklahoma (1/25/20)	Y	1-8	0-4	4-5	1-1-2	0	6	4	2	1	1	32
at Oklahoma (2/16/20)	Y	5-19	1-9	0-0	2-2-4	3	11	2	1	0	0	43
Oklahoma (1/31/21)	Y	5-14	4-11	3-4	0-3-3	2	17	3	3	0	0	37
TOTALS	5/5	22-62	12-38	7-9	5-8-13	12	63	13	14	1	2	160

EMILEE EBERT	ST	FG-A	3FG-A	FT-A	RB	PF	PTS	A	TO	BK	ST	MIN
Oklahoma (1/25/20)	N	2-6	1-3	1-1	0-0-0	0	6	1	0	0	0	14
at Oklahoma (2/16/20)	N	1-2	1-1	0-2	0-0-0	0	3	1	1	0	0	10
Oklahoma (1/31/21)	Y	0-1	0-0	2-2	0-4-4	1	2	5	3	1	1	25
TOTALS	1/3	3-9	2-4	3-5	0-4-4	1	11	7	4	1	1	49

CYMONA GOODRICH	ST	FG-A	3FG-A	FT-A	RB	PF	PTS	A	TO	BK	ST	MIN
Oklahoma (1/17/18)	N	2-6	0-2	0-0	0-1-1	1	4	0	2	0	0	10
at Oklahoma (1/31/18)	N	2-8	1-3	1-1	1-2-3	0	6	1	2	0	1	26
Oklahoma (1/25/20)	N	0-0	0-0	0-0	0-1-1	3	0	1	3	0	0	8
at Oklahoma (2/16/20)	N	0-0	0-0	0-0	0-0-0	0	0	0	0	0	0	4
Oklahoma (1/31/21)	N	0-0	0-0	0-0	0-0-0	0	0	3	0	0	1	11
TOTALS	0/5	4-14	1-5	1-1	1-4-5	4	10	5	7	0	2	59

SYDNEY GOODSON	ST	FG-A	3FG-A	FT-A	RB	PF	PTS	A	TO	BK	ST	MIN
at Oklahoma (1/2/19)	Y	2-7	1-6	2-2	0-7-7	3	7	0	3	0	0	40
Oklahoma (3/5/19)	Y	6-13	3-6	5-5	0-3-3	2	20	4	8	0	3	40
vs. Oklahoma (3/8/19)	Y	3-8	1-6	2-5	2-2-4	4	9	6	1	0	0	35
Oklahoma (1/22/20)	Y	1-7	0-3	5-6	1-1-2	1	7	2	0	0	1	20
Oklahoma (1/31/21)	Y	1-5	1-4	2-2	0-1-1	3	5	3	5	0	0	28
TOTALS	5/5	13-40	6-25	16-20	3-14-17	13	48	15	17	0	4	163

TAYLOR LAUTERBACH	ST	FG-A	3FG-A	FT-A	RB	PF	PTS	A	TO	BK	ST	MIN
Oklahoma (1/31/21)	-	-	-	-	-	-	-	-	-	-	-	-
TOTALS	-	-	-	-	-	-	-	-	-	-	-	-

AYOKA LEE	ST	FG-A	3FG-A	FT-A	RB	PF	PTS	A	TO	BK	ST	MIN
Oklahoma (1/25/20)	Y	10-13	0-0	3-4	6-14-20	4	23	1	2	5	2	37
at Oklahoma (2/16/20)	Y	11-17	0-0	2-3	7-6-13	4	24	0	1	4	3	35
Oklahoma (1/31/21)	Y	15-23	0-0	7-10	6-12-18	4	37	0	1	2	0	39
TOTALS	3/3	36-53	0-0	12-17	19-32-51	12	84	1	4	11	5	111

LAURA MACKE	ST	FG-A	3FG-A	FT-A	RB	PF	PTS	A	TO	BK	ST	MIN
Oklahoma (1/5/19)	N	2-2	0-0	0-0	1-1-2	1	4	0	2	1	0	6
at Oklahoma (2/10/19)	N	0-1	0-1	0-0	1-1-2	1	0	0	1	0	0	14
Oklahoma (1/25/20)	N	0-1	0-1	0-0	1-2-3	1	0	0	0	0	0	3
at Oklahoma (2/16/20)	N	0-0	0-0	0-0	2-0-2	0	0	0	2	0	0	3
Oklahoma (1/31/21)	Y	1-2	0-0	1-2	0-1-1	2	3	3	1	1	1	27
TOTALS	1/5	3-6	0-2	1-2	5-5-10	5	7	3	6	2	1	53

JADA MOORE	ST	FG-A	3FG-A	FT-A	RB	PF	PTS	A	TO	BK	ST	MIN
Oklahoma (1/31/21)	N	0-0	0-0	0-0	0-4-4	1	0	3	0	0	0	7
TOTALS	0/1	0-0	0-0	0-0	0-4-4	1	0	3	0	0	0	7

RACHEL RANKE	ST	FG-A	3FG-A	FT-A	RB	PF	PTS	A	TO	BK	ST	MIN
Oklahoma (1/17/18)	Y	4-14	3-13	2-2	0-4-4	3	13	1	1	0	1	35
at Oklahoma (1/31/18)	Y	2-13	2-13	0-2	0-3-3	2	6	0	2	0	2	31
Oklahoma (1/5/19)	Y	7-14	5-11	0-0	1-3-4	1	19	6	0	0	4	33
at Oklahoma (2/10/19)	Y	8-15	8-14	0-0	0-1-1	4	24	3	6	0	1	34
Oklahoma (1/31/21)	Y	5-9	4-7	0-0	0-6-6	2	14	4	2	0	0	25
TOTALS	5/5	26-65	22-58	2-4	1-17-18	12	76	14	11	0	8	158

ASHLEY RAY	ST	FG-A	3FG-A	FT-A	RB	PF	PTS	A	TO	BK	ST	MIN
Oklahoma (1/17/18)	N	0-0	0-0	0-0	0-0-0	1	0	0	1	0	0	3
at Oklahoma (1/31/18)	N	0-1	0-0	0-0	0-0-0	1	0	0	0	0	0	6
Oklahoma (1/5/19)	N	2-2	0-0	1-2	1-1-2	3	5	1	2	0	1	11
at Oklahoma (2/10/19)	N	0-1	0-0	0-0	1-0-1	3	0	0	0	0	0	9
TOTALS	0/4	2-4	0-0	1-2	2-1-3	8	5	1	3	0	1	29

JADA THORPE	ST	FG-A	3FG-A	FT-A	RB	PF	PTS	A	TO	BK	ST	MIN
Oklahoma (1/25/20)	-	-	-	-	-	-	-	-	-	-	-	-
at Oklahoma (2/16/20)	-	-	-	-	-	-	-	-	-	-	-	-
TOTALS	-	-	-	-	-	-	-	-	-	-	-	-

+ + + + +

SERIES HISTORY vs. OKLAHOMA

30-40

- Oklahoma leads the series with K-State, 40-30.
- Head coach Jeff Mittie is 9-16 against Oklahoma in his career.
- K-State has won five of the last eight meetings.

Overall:	Oklahoma leads, 40-30
Mittie vs. Oklahoma:	9-16
Last Meeting:	Jan. 31, 2021 (H)
Last Result:	Oklahoma won, 80-78
Current Streak:	Oklahoma won 1
Last K-State Win:	Feb. 16, 2020 (A)
at K-State:	17-16
at Oklahoma:	10-21
Neutral Site:	3-3
Last 5 Meetings:	
Jan. 31, 2021	Oklahoma won, 80-78 (H)
Feb. 16, 2020	K-State won, 87-85 (ot) (A)
Jan. 25, 2020	K-State won, 92-74 (H)
Feb. 10, 2019	K-State won, 83-75 (A)
Jan. 5, 2019	K-State won, 86-56 (H)

AT A GLANCE: OKLAHOMA

- Oklahoma (11-11, 8-8 Big 12) enters Sunday's matchup following an 83-79 loss to TCU on Thursday in Norman. The loss ended a three-game winning streak for the Sooners.
- Oklahoma is guided on the sideline by 25th year head coach Sherri Coale. The 1987 graduate of Oklahoma Christian owns a record of 512-293 (.636) during her time in Norman.
- The Sooners are led in scoring by Madi Williams and Gabby Gregory.
- Williams is averaging 19.9 points on a .500 field goal percentage. Against the Horned Frogs, Williams tallied 14 points, eight rebounds and three assists.
- Gregory, a sophomore guard, is averaging 16.4 points on a .412 field goal percentage and 4.7 rebounds. Against TCU, Gregory tallied 27 points with four rebounds.

K-STATE ON THIS DATE

Record: 7-5 | Streak: Lost 2 |

Last Time: 2015 - L, vs. (6) Baylor, 82-70 (Dallas, Texas)

All-Time Games on March 7

Season	h/a/n	Opponent	Score	W/L
2014-15	n	vs. (6) Baylor	82-70	L
2013-14	n	vs. Kansas	87-84 (ot)	L
2008-09	a	at Colorado	71-61	W
2005-06	n	vs. Kansas	72-52	W
2001-02	n	vs. (4) Oklahoma	69-49	L
1991-92	n	vs. Colorado	79-27	L
1979-80	a	at Drake	74-65	W
1973-74	n	vs. Martin Luther King	62-41	W
1970-71	a	at Kansas	52-44	L
1969-70	a	at Kansas	50-45 (ot)	W
1968-69	h	Emporia State	57-32	W
1968-69	h	Marquette	56-26	W

K-STATE ATHLETIC COMMUNICATIONS

Kansas State Athletic Communications
1800 College Ave., West Stadium Center
Manhattan, KS 66502
Phone: (785) 532-6735 • Fax: (785) 532-6093

Randy Peterson

Asst. Athletic Communications Director/WBB Contact
Office: (785) 532-7975 • Cell: (785) 587-7769
E-mail: rpeterson@kstatesports.com

ON THE INTERNET

All K-State releases and game notes, results, statistics, boxscores, schedules, rosters and coach and player information is available on the Internet at www.kstatesports.com. Also available at kstatesports.com, free live audio and free live stats. Recaps and statistics are updated after each game. For live video feeds of selected games, please visit kstatehd.tv.

TWICE-WEEKLY RELEASES

The Athletics Communications Office e-mails its twice-weekly women's basketball releases typically two days before the next contest. The game notes are also available at www.kstatesports.com in both text and PDF formats. If you are interested in receiving releases and game notes via e-mail, please contact **Randy Peterson** at rpeter-son@kstatesports.com to be placed on the list.

MEDIA OPPORTUNITIES

COACH JEFF MITTIE AVAILABILITY

Head coach Jeff Mittie will be available for interviews twice weekly during the season (typically Mondays and Thursdays). Please contact Randy Peterson for dates and times of this availability.

PLAYER AVAILABILITY

All player interviews **MUST** be arranged through the K-State Athletics Communications Office. During the season, players are available to the media twice a week, typically Mondays and Thursdays. To arrange an interview before or after practice, please contact Randy Peterson at least one day in advance. Players will not be available for game-day interviews until the postgame press conference.

POSTGAME POLICY

Kansas State's locker room is closed. Media will be asked to submit a list of player requests to Randy Peterson with eight minutes remaining in the contest. Head coach Jeff Mittie and requested players will be available via Zoom.

WE ARE K-STATE

When referring to Kansas State University, please only use the terms **Kansas State** or **K-State**. Please refrain from using KSU, Kansas St., Kan. St., or any other variation. The only acceptable nicknames include **Wildcats** or **Cats**. In addition, K-State plays in the **Big 12 Conference** or **Big 12**. Please do not use roman numerals (Big XII) when referring to the Conference. Your cooperation is appreciated.

LAST TIME OUT

(20/23) West Virginia 72, at K-State 64
(March 3, 2021; Manhattan, Kan.)

- K-State led by one early in the fourth quarter, but West Virginia used a 10-2 run to build a seven-point lead that the Wildcats could not overcome.
- K-State completes its 2020-21 home schedule with a 7-8 overall record, the first home record below .500 since 2009-10 (9-10).
- **Ayoka Lee** led the Wildcats with a double-double of 26 points and 14 rebounds. Christianna Carr chipped in with 15 points and five rebounds.

K-STATE AMONG TOP-20 IN NCAA HISTORY FOR WINS

- K-State women's basketball is in its 53rd season of action and ranks among the top programs in NCAA history for all-time wins.
- K-State's all-time record stands at 977-624 (.610) and the Wildcats entered the 2020-21 season ranked 19th in NCAA Division I women's basketball history for program wins. The Wildcats are the 19th program in NCAA Division I history to reach 975 or more wins as a program and the third among the Big 12 (Texas, Baylor). K-State is averaging 18.6 wins per season.
- The Wildcats have accumulated 25 20-win seasons and have secured 351 victories inside Bramlage Coliseum.
- K-State has 205 wins in the Big 12 Conference.
- Kansas State has registered 220 victories when they were ranked in the Associated Press top-25 poll and achieved 83 wins against teams ranked in the AP poll.

ALL-TIME WINS OF BIG 12 SCHOOLS

Rk.	School	Wins
1.	Texas	1,123
2.	Baylor	1,018
3.	Kansas State	977
4.	Texas Tech.	935
5.	Kansas	844
6.	Oklahoma	836
7.	Oklahoma State	818
8.	West Virginia	816
9.	Iowa State	776
10.	TCU	636

WILDCATS' DEFENSE FORGES IDENTITY

- K-State has continued to be a force on the defensive end during head coach **Jeff Mittie**'s seven seasons on the bench.
- Kansas State is allowing 66.6 points on a .391 field goal percentage this season. K-State is fifth in the Big 12 this season in scoring defense and are third in the Big 12 in field goal percentage defense.
- The Wildcats have held six opponents to a field goal percentage of 35.0 percent or less including a season-low of 17.5 percent at Central Arkansas on December 5.
- K-State allowed 33 points at Central Arkansas on December 5, 2020, which was the fewest surrendered by K-State since allowing 33 to Chicago State on November 11, 2016.
- The 33 points allowed were tied for the fewest in the Mittie era and were the fewest in a road game since holding Kansas City to 31, on December 11, 2004.
- During the last 18 seasons, K-State is 114-3 (.974) when holding an opponent to 49 points or less including a 33-0 mark in the Mittie era.

K-STATE POINTS PER GAME ALLOWED - MITTIE ERA

Season	Opp. FG%	OPPG	Season	Opp. FG%	OPPG
2020-21	.391	66.6	2016-17	.385	62.4
2019-20	.374	64.7	2015-16	.368	61.4
2018-19	.389	64.4	2014-15	.384	58.2
2017-18	.400	66.6			

BLOCK & POCKET

- When combining blocks and steal totals in a single-game, K-State is 25-0 over the last 15 seasons when achieving a combination of 20+ steals and blocks in the same game.
- K-State is 16-0 under head coach **Jeff Mittie** when achieving a combination of 20+ steals and blocks in the same game. The Wildcats recorded a combination totalling 25 (14 steals/11 blocks) against Kansas on February 13, 2021.

20+ STEALS/BLOCKS COMBO - MITTIE ERA

Opp. (Date)	Result	Stls	Blks	Total
Kansas (2/13/21)	W	14	11	25
Oral Roberts (11/18/19)	W	15	5	20
UIC (11/11/19)	W	9	11	20
West Virginia (3/9/19)	W	18	4	22
Florida A&M (11/17/17)	W	13	10	23
Stephen F. Austin (11/10/17)	W	13	9	22
Oklahoma State (1/13/16)	W	11	9	20
UT Arlington (12/3/15)	W	13	8	21
Abilene Christian (11/16/15)	W	15	9	24
at Kansas (2/25/15)	W	17	7	24
Samford (12/30/14)	W	18	6	24
Abilene Christian (12/22/14)	W	24	4	28
Oral Roberts (12/14/14)	W	16	8	24
UT Arlington (12/4/14)	W	15	5	20
UMKC (11/18/14)	W	16	9	25
SIUE (11/14/14)	W	18	5	23

CATS SEND BACK SHOTS UNDER MITTIE

- Under head coach **Jeff Mittie**, Kansas State has sent back 1,034 shots for 4.72 per game in the 219 games. K-State has 140 or more blocks in each of Mittie's previous six seasons.
- The 1,034 blocks in the last seven seasons are the most in a seven-season span in program history.
- This season, the Wildcats have 107 blocks (4.46 bpg) and rank third in the Big 12 and 43rd in the nation for blocks per game. K-State is 20th in the nation for total blocks.
- The 107 blocks this season marks the seventh straight season K-State has blocked 100 or more shots.
- K-State has a 2020-21 season-high

of 11 blocks against Kansas. The 11 blocks are the sixth-most in a game in school history and a K-State record for blocks in a conference game. The Wildcats have blocked 10 or more shots in a game 11 times (10-1) since Mittie's first season in 2014-15.

- K-State has blocked a shot in 63 consecutive games dating back to February 2, 2019.
- K-State has a blocked shot differential of +37 this season (107-70). Since blocks became official in 1982-83, K-State has 19 seasons with a positive blocked shot differential including a school record +73 (163-90) in the 2005-06 season.

TOP-5 SINGLE SEASON BLOCK DIFFERENTIALS (MITTIE ERA)

Rk	Season	Blks	Opp. Blks	Diff.
1.	2019-20	163	99	+64
2.	2017-18	160	104	+56
3.	2018-19	147	92	+55
4.	2015-16	157	112	+45
5.	2020-21	107	70	+37

K-STATE CLEANING THE GLASS

- The Wildcats have had an advantage on the boards in 2020-21, 36.6 to 34.9. K-State is fifth in the Big 12 for rebound margin at +1.67.
- K-State has 10 games this season with 40 or more rebounds including a season-high 57 against Kansas City on December 14.
- Since the 2001-02 season, Kansas State owns a record of 243-41 (.856) when holding the edge on the glass.
- In the 2019-20 season, K-State set a school record for rebounds per game by averaging 43.3 rebounds per game (1,257 rebounds). The Wildcats ranked 10th in the nation for rebounds per game and second in the Big 12. K-State's rebounding margin

of +5.6 per game ranked third in the Big 12 and 48th in the nation. The Wildcats had the edge on the boards in 19 of 29 games.

- The 1,257 rebounds in the 2019-20 season rank fifth in program history for total rebounds in a season.
- This was the 19th straight season K-State pulled in 1,000 or more rebounds and just the seventh time in program history with 1,250 or more rebounds in a season.

K-STATE HOLDS FOES TO SINGLE-DIGITS

- In the sixth season of the quarter system in women's college basketball, K-State's defense has limited its opponents point production for 10 minute durations.
- Kansas State is 56-20 (.737) when holding an opponent to single digits in any quarter in a game.
- K-State have held opponents to 13 single-digit scoring quarters this season.
- For the first time since the beginning of the quarter system in women's basketball, the Wildcats held a foe to single digits in three of four quarters. K-State kept Central Arkansas in single digits in the first, second and fourth quarters. The Wildcats held the Sugar Bears to four points in the fourth quarter, which tied the school record for the fewest allowed in a fourth quarter.
- The four points allowed were the fewest K-State allowed in any quarter since holding Oklahoma State to three points in the first quarter on January 23, 2019.

FEWEST POINTS ALLOWED IN A QUARTER - SINCE 2015-16

QTR	Opponent (Date)	Pts
1st	at Kansas (1/20/16)	2
2nd	Western Illinois (12/21/15) & at Texas Tech (1/24/16)	4
3rd	Three tied; Last: UIW (12/3/19)	5
4th	Florida A&M (11/17/17) & at Central Arkansas (12/5/20)	4

TANDEM SETS RECORD

- K-State's top scoring duo of **Ayoka Lee** and **Christianna Carr** paired up to set the school record for combined points by two teammates in a single-game, as they tallied 60 points in K-State 79-76 win over TCU on March 1. Carr notched a career-high 31 points, while Lee finished with 29.
- Carr and Lee are the only teammates in the Big 12 this season to score a combined 60 or more points in a conference game this season. This was the 10th time nationally this season in which two teammates scored a combined 60 or more points in a game.
- Earlier this season, Lee (37) and Carr (17) combined for 54 points against Oklahoma on January 31.
- The 54 points are tied for the seventh-most in program history by two teammates in a game.
- K-State has seen a tandem score 50 or more points in a game 28 times and the Wildcats own a record of 25-2 all-time when a tandem scores a combined 50 or more points in a game.
- This season, Lee and Carr are responsible for 48.9 percent of K-State's scoring output this season (729 points). The duo ranks third in the Big 12 for percent of a team's overall point total. The pair have scored in double figures in the same game 12 times this season.

LAST TIME WITH 20+ POINTS IN A QUARTER

Rk.	Player (Pts)/Player (Pts), Opponent - Date	Pts
1.	Christianna Carr (31)/Ayoka Lee (29), vs. TCU - 3/1/21	60
2.	Brittany Chambers (34)/Mariah White, at Iowa State - 2/9/13	59
3.	Diana Miller (35)/Nadira Hazim, at Oklahoma - 1/20/90	57

THREE IS NOT A CROWD, IT'S A BENEFIT

- Since 2011-12, when three or more players reach double figures in scoring in the same game, K-State is 128-64 (.667). K-State is 4-4 when three or more players score in double figures in this season.
- The Wildcats were 15-8 in the 2019-20 season when three or more players scored in double figures.

K-STATE DOUBLE FIGURE SCORING COMBOS - 2020-21

Players	Record	Last Game
Carr, Ebert, Ranke, Lee	1-0	vs. Texas Tech (2/24/21)
Lee, Carr, Ranke	1-1	vs. Oklahoma (1/31/21)
Lee, Carr, Goodson	1-2	at Texas Tech (2/3/21)
Lee, Ranke, Ebert	1-1	vs. Kansas (2/13/21)

MAGIC NUMBER IS 70 POINTS

- Since the 2001-02 season, K-State is 216-25 (.896) when scoring 70 or more points in a game including a 64-11 (.853) record in the **Jeff Mittie** era.
- This season, the Wildcats scored a season-high 86 points against Texas Tech on February 24. The Wildcats have scored 70 or more points in six games (4-2) this season.
- Kansas State scored a 2019-20 season-high 109 points against Oral Roberts on November 18. The 109 points are tied for the third most in program history and the most in the Mittie era.
- This was the 25th time K-State has scored 100 or more points in a game and the second time under Mittie. K-State owns a 25-0 record in games scoring 100 or more points.

K-STATE POINTS SINGLE GAME - SINCE 1999-00

Rk.	Opponent (Date)	Points
1.	Arkansas-Pine Bluff (12/2/02)	115
2.	Oral Roberts (11/18/19)*	109
3.	vs. Illinois State (11/26/04)	105
	Grambling State (11/30/01)	105
5.	Iowa (1/5/03)	103
6.	Florida Atlantic (12/13/15)*	102
	Eastern Kentucky (11/18/99)	102
8.	at Santa Clara (11/26/06)	100

* - Jeff Mittie era

20-PT QUARTERS FOR THE WILDCATS

- Since the inception of the quarter system in the 2015-16 season, K-State owns an overall record of 78-43 (.645) when scoring 20 or more points in any quarter in a game.
- Since the 2015-16 season, K-State has registered 185 quarters with 20 or more points with a high of 43 in the 2017-18 season. This season, K-State has 18 quarters with 20 or more points scored.
- The Wildcats have scored 20 or more points in two or more quarters in a game five times this season.

LAST TIME WITH 20+ POINTS IN A QUARTER

QTR	Opponent (Date)	Pts
1st	vs. West Virginia (3/3/21)	20
2nd	vs. Texas Tech (2/24/21)	25
3rd	vs. Texas Tech (2/24/21)	26
4th	vs. Oklahoma (1/31/21)	23

SCORING TAKES A BACKSLIDE

- K-State is averaging 62.1 points on a field goal percentage of .405 in the 2020-21 season.
- K-State's current scoring average is the lowest since the 2014-15 season.
- The Wildcats have scored 49 points or less in five games this season, which marks the most games with 49 points or less in a season since the 2014-15 season (8).
- At the conclusion of the 2019-20 season, K-State averaged 68.8 points per game with 1,996 points scored. This was the highest scoring average for the Wildcats since the 2005-06 season (70.2 ppg).
- The Wildcats scored 80 or more points seven times last season, including a high of 109 against Oral Roberts on November 18, 2019.

K-STATE POINTS PER GAME - LAST 10 SEASONS

Season	PPG	Pts	Season	PPG	Pts
2020-21	62.1	1,490	2015-16	64.4	2,062
2019-20	68.8	1,996	2014-15	59.6	1,967
2018-19	64.5	2,128	2013-14	62.2	1,865
2017-18	68.0	2,313	2012-13	61.2	2,264
2016-17	67.5	2,294	2011-12	57.1	1,942

2020-21 K-STATE AWARDS & HONORS

2021 Lisa Leslie Award Top-10 List

Ayoka Lee, So., C

2021 Jersey Mike's Naismith Trophy Midseason Watch List

Ayoka Lee, So., C

2021 Wooden Award watch list

Ayoka Lee, So., C

2021 Wade Trophy watch list

Ayoka Lee, So., C

2021 Jersey Mike's Naismith Trophy Preseason Watch List

Ayoka Lee, So., C

2021 Lisa Leslie Award watch list

Ayoka Lee, So., C

2020-21 Preseason All-Big 12

Ayoka Lee, So., F (unanimous)

2019-20 Preseason All-Big 12 Honorable Mention

Rachel Ranke

WILDCATS OVERSEAS

Breanna Lewis (Torun; Poland)

7.8 ppg, .684 FG%, 8.0 rpg

Peyton Williams (Spartak Vidnoe; Russia)

7.9 ppg, .562 FG%, 4.8 rpg, 1.3 apg, 0.9 spg

Eurocup stats

14.0 ppg, .667 FG%, 8.0 rpg, 1.7 apg, 1.3 bpg, 1.0 spg

PRESEASON POLL NOT THE FINAL VERDICT FOR KANSAS STATE

- K-State has a history of exceeding the expectations of the league's coaches.
- Entering the 2020-21 season, the Wildcats were voted fourth in the preseason poll.
- In 2019-20, Kansas State was slotted for a fifth-place finish by the Big 12 coaches but ended the 2019-20 season tied for fourth in the league.
- In its history, K-State leads the Big 12 in exceeding preseason predictions, finishing on average +1.45 positions higher than its preseason prediction in the 22 polls that have a preseason prediction and a final standing attached to it. The 1996-97 and 2017-18 seasons are not included in these calculations, as neither had a preseason poll.
- The Wildcats have finished 17 of 22 seasons above its preseason prediction and owns the largest single-season deviation in league history from its preseason prediction and its final place with a +7 by winning the Big 12 in 2007-08.

EXCEEDING PRESEASON EXPECTATIONS

Rk.	School	Avg. Deviation
1.	Kansas State	+1.45
2.	Oklahoma State	+0.91
	Iowa State	+0.91
4.	Baylor	+0.45
5.	Oklahoma	+0.32
6.	Texas Tech	-0.41
7.	Kansas	-0.95
8.	Texas	-1.73
	TCU (7 polls)	+0.57
	West Virginia (7 polls)	-1.14

CATS CASH IN AT THE CHARITY STRIPE

- Kansas State has continued to earn trips to the free throw line, which is a trend during head coach **Jeff Mittie**'s time at K-State.
- The Wildcats are 303-of-412 (.735) from the line this season. K-State is getting 20.3 percent of its points from the foul line this season. K-State ranks fifth in the Big 12 in free throw percentage.
- K-State's free throw percentage this season ranks second in school history and trails the school record of 74.3 percent set in 2001-02.
- In Big 12 action, K-State ranks second in the Big 12 for free throw percentage at .778 (224-of-288).
- K-State is averaging 17.2 trips to the foul line this season and are converting 12.6 per game.
- The Wildcats recorded a season-high 29 made free throws against TCU on March 1. The 29 made free throws were the most in the Mittie era and the highest number of made free throws since January 13, 1990, when K-State made 31 against Colorado.
- K-State registered a season-high 34 free throw attempts against TCU on March 1. The 34 free throw attempts were the most since February 27, 2019, against West Virginia when the Wildcats attempted 34 free throws.
- K-State was a perfect 8-of-8 from the free throw line at West Virginia on January 20.

K-STATE FREE THROWS MADE & PCT. - MITTIE ERA

Season	FTsM	FT %	Season	FTsM	FT %
2020-21	303	73.5	2016-17	462	67.8
2019-20	366	68.8	2015-16	368	64.8
2018-19	424	71.3	2014-15	399	61.7
2017-18	438	72.4			

K-STATE ATTACKING THE PAINT

- The Wildcats have used its height advantage to its benefit in the lane, as they are outscoring opponents 660-606 in the lane or 44.3 percent of its overall points this season. The Wildcats are averaging 27.5 points per game in the paint. K-State has had the edge in the lane in 14 games this season.
- Kansas State attacked the lane in its season-opening win over Southern. The Wildcats tallied 50 points in the paint, which were the most since December 7, 2019, at Arkansas when K-State notched 52 points.

- Under head coach **Jeff Mittie**, Kansas State has scored 900 or more points in the paint in six straight seasons including a high of 1,064 points (31.3 ppg) during the 2016-17 season.

SKY-HIGH FIELD GOAL PERCENTAGE

- When K-State shoots 50.0 percent or better in the **Jeff Mittie** era, Kansas State has been victorious. Since the 2014-15 season, the Wildcats are 21-2 (.913) when shooting 50.0 percent or better.
- K-State shot a 2020-21 season-high of 50.0 percent from the field against Oklahoma on January 31. The Wildcats made a season-high 29 field goals twice: against Southern on November 29 and against Kansas on February 13.
- The Wildcats own a field goal percentage of 40.5 percent this season and in league play, shooting 41.4 percent.
- The top field goal percentage by K-State under Mittie is 64.9 percent in an 85-41 win over UIW on December 3, 2019.
- The field goal percentage of 64.9 percent set the K-State Bramlage Coliseum record and the highest for K-State in any game since February 25, 1987, when the Wildcats carded a 65.4 percent (34-of-52) effort against Missouri.

TOP FIELD GOAL PERCENTAGES - MITTIE ERA

Rk.	Opponent (Date)	FG % (FGM-FGA)
1.	vs. UIW (12/3/19)	.649 (37-57)
2.	vs. TCU (2/11/15)	.635 (33-52)
3.	vs. Akron (3/19/15) ^	.571 (28-49)
4.	vs. Kansas (2/24/18)	.569 (33-58)
5.	vs. Oral Roberts (11/18/19)	.551 (38-69)

^ - WNIT

WILDCATS SOLID FROM THE ARC

- This season, Kansas State has 149 connections on 482 attempts (.309) from beyond the arc. K-State is receiving 30.0 percent of its overall point total from beyond the arc this season.
- The Wildcats rank fifth in the Big 12 for 3-point field goals made per game (6.21).
- K-State's percent of points from three this season (30.0) would be the second-highest in the **Jeff Mittie** era. Since Mittie took over in 2014-15, K-State has finished above 30.0 percent just once, in 2015-16 (31.7).
- The Wildcats made a season-high 11 3-pointers against Texas

NATIONAL POLLS

ASSOCIATED PRESS TOP 25 POLL (3/1)

Rk	School	Record	Points	PVS
1.	Connecticut (27)	20-1	.747	1
2.	Texas A&M (2)	22-1	.703	3
3.	NC State	17-2	.687	2
4.	Stanford (1)	22-2	.672	4
5.	Louisville	21-2	.605	6
6.	Baylor	19-2	.604	7
7.	South Carolina	19-4	.575	5
8.	Maryland	19-2	.565	8
9.	UCLA	14-4	.500	10
10.	Indiana	16-4	.485	11
11.	Arizona	15-4	.431	9
12.	Michigan	13-3	.369	12
13.	Arkansas	19-7	.367	16
14.	Tennessee	15-6	.323	20
15.	South Florida	14-2	.304	13
16.	Georgia	18-5	.252	17
17.	Kentucky	16-7	.227	19
18.	Gonzaga	21-3	.224	21
19.	Oregon	13-7	.201	14
20.	West Virginia	18-4	.199	18
21.	South Dakota State	21-2	.163	22
22.	Ohio State	13-6	.158	15
23.	Missouri State	18-2	.147	23
24.	Rutgers	12-3	.120	25
25.	DePaul	14-6	.31	24

Others receiving votes:

Florida Gulf Coast, 22; Stephen F. Austin, 16; Marquette, 14;
Oklahoma State, 9; Oregon State, 9; Iowa, 6; Virginia Tech, 2;
 Georgia Tech, 5; Northwestern, 4

Bold denotes 2020-21 K-State opponent | First place votes in parentheses

USA TODAY/WBCA TOP 25 COACHES' POLL (3/2)

Rk	School	Record	Points	PVS
1.	Connecticut (29)	21-1	.772	1
2.	Texas A&M (2)	22-1	.725	3
3.	Stanford	22-2	.723	2
4.	NC State	17-2	.671	4
5.	Louisville	21-2	.652	5
6.	Baylor	20-2	.619	7
7.	South Carolina	19-4	.586	6
8.	Maryland	19-2	.559	8
9.	UCLA	14-4	.516	10
10.	Indiana	16-4	.493	11
11.	Arizona	15-4	.436	9
12.	Michigan	13-3	.407	12
13.	Arkansas	19-7	.369	16
14.	South Florida	14-2	.318	13
15.	Gonzaga	21-3	.280	19
16.	Tennessee	15-6	.262	21
17.	Missouri State	18-2	.243	19
18.	Oregon	13-7	.240	15
19.	Kentucky	16-7	.231	17
20.	Ohio State	13-6	.220	14
21.	Georgia	18-5	.219	18
22.	South Dakota State	21-2	.143	24
23.	West Virginia	18-4	.127	22
24.	Florida Gulf Coast	21-2	.77	RV
25.	Northwestern	13-6	.58	25

Others receiving votes:

Rutgers, 53; DePaul, 22; Rice, 12; Marquette, 11; Iowa, 7; Dayton, 6;
 North Carolina, 4; **Oklahoma State, 3**; Georgia Tech, 3; Oregon State, 2;
 Mississippi State, 2; Houston, 2; Seton Hall, 1; UCF, 1

Bold denotes 2020-21 K-State opponent | First place votes in parentheses

K-STATE IN THE POLLS

	AP	COACHES	NCAA NET
Pre	-	-	-
N. 30	-	-	-
D. 7	-	-	-
D. 14	-	-	-
D. 21	-	-	-
D. 28	-	-	-
J. 4	-	-	118
J. 11	-	-	122
J. 18	-	-	123
J. 25	-	-	114
F. 1	-	-	117
F. 8	-	-	110
F. 15	-	-	110
F. 22	-	-	108
M. 1	-	-	106
M. 8	-	-	-
Final	-	-	-

Tech on February 24.

- Under Mittie, the Wildcats have made five or more 3-pointers in a game 152 times in 219 total games including 22 games with 10 or more connections from deep (20-2).
- In the seven seasons under Mittie, K-State has buried 1,287 three-pointers which is 5.88 per game.

K-STATE 3-PT FGS MADE & PCT. - MITTIE ERA

Season	3FGM	3FG%	Season	3FGM	3FG%
2020-21	149	30.9	2016-17	196	33.3
2019-20	144	26.8	2015-16	218	32.2
2018-19	188	30.2	2014-15	176	29.5
2017-18	225	30.8			

RANKE & CARR FROM AFAR

- Junior **Christianna Carr** and redshirt junior **Rachel Ranke** have been a dynamic combination from beyond the arc.
- Ranke (222) and Carr (162) are the third set of K-State teammates to play together while holding 150 or more career 3-point field goals made.
- Of the 149 made 3-point field goals by K-State this season, 51 have been made by Carr and 47 from Ranke.
- During their time at K-State, the Wildcats are 27-13 when either Ranke or Carr make three or more 3-pointers in a game.

TOP K-STATE 3-POINT FG TEAMMATES - CAREER

Rk.	Teammates	3FGM
1.	Laurie Koehn (392)/Kendra Wecker (153)	545
2.	Kimberly Dietz (230)/Claire Coggins (185)	415
3.	Rachel Ranke (222)/Christianna Carr (162)	384

SHARING IS CARING

- K-State has opened the 2020-21 season with 373 assists (15.54 apg) on 519 made field goals which is an assist percentage of 71.9. The Wildcats rank fourth in the Big 12 for all games and fourth in the league for Big 12-only games (15.82 apg). The Wildcats rank 17th in the nation for total assists.
- According to HerHoopStats.com, K-State ranks fifth in the nation in assist percentage and are the top Power 5 program in the category. Since assists became an officially tracked stat in 1981-82, Kansas State has registered an assisted shot rate of 60.0 percent or higher at the end of a season 20 times in its history.
- The Wildcats feature seven players this season with 20 or more assists and are led by **Emilee Ebert** (75), **Cymone Goddard** (60) and **Sydney Goodson** (58).
- K-State has seven games this season with 20 or more assists.
- The Wildcats had a season-high 24 assists against Oklahoma on January 31. Of the eight players that saw the floor against the Sooners, seven handed out three or more assists.
- The Wildcats are 70-6 when handing out 20 or more assists over the last 14 years.
- K-State handed out 20 or more assists in consecutive games for the first time this season with 21 at TCU on February 10 and 22 against Kansas on February 13.
- K-State tallied a season-high assist percentage of 88.9 percent with 24 assists on 27 made field goals against Oklahoma on January 31.

K-STATE ASSISTS - MITTIE ERA

Season	Assists	Asst %	Season	Assists	Asst %
2020-21	373	71.9	2016-17	500	61.1
2019-20	452	60.8	2015-16	476	64.5
2018-19	427	56.3	2014-15	425	61.1
2017-18	525	63.6			

K-STATE AGAINST RANKED OPPONENTS

- The Wildcats are 83-221 (.273) against teams ranked in the Associated Press (AP) poll including a 52-65 (.444) mark against AP ranked teams in Manhattan.
- K-State is 11-45 (.196) against AP ranked opponents in head coach **Jeff Mittie**'s seven seasons in Manhattan.
- The Wildcats ended an eight-game losing streak against AP ranked opponents with a 62-53 win over South Dakota State on December 10. This was K-State's first win against a ranked

non-conference opponent since defeating Drake on March 18, 2017, in the NCAA Tournament.

MARCHING TOWARD THE FINISH LINE

- During the third month of the year but the final month of the basketball season, K-State owns a 132-95 (.581) record in March.
- K-State head coach Jeff Mittie is 15-11 (.577) in the month of March during his time in Manhattan.

HALFTIME LEAD = K-STATE 'W'

- Since the 2001-02 season, K-State is 319-46 (.874) when leading at the break.
- K-State is 94-13 (.879) when leading at the break under head coach **Jeff Mittie**.
- Since the start of the 2007-08 season, K-State is 222-14 (.941) when leading with five minutes to play including an 106-3 (.972) record under Mittie.

WILDCATS IN NAIL-BITERS

- Kansas State owns an all-time record in overtime games of 29-28 (.509), including a 25-24 record in single overtime games and an 8-14 mark in overtime games against non-conference opponents.
- K-State's last overtime game came on March 1, 2021 against TCU, a 79-76 win. K-State has won five of its last seven overtime games. It was the first home overtime game for K-State since Nov. 19, 2015, against South Dakota and the first home overtime game against a Big 12 opponent since February 25, 2015, against Texas Tech.
- Over the last 11 seasons, K-State is 41-24 (.631) in games decided by five points or less.

WILDCATS ON THE ROAD

- K-State has a 281-303 (.481) record in road games during the program's 53-year history.
- Since the 2000-01 season, K-State owns an 121-123 (.496) mark in road contests. K-State is 15-16 (.484) in the last three seasons in road games.
- With a 76-72 win at Texas Tech on January 11, K-State tied the school record for consecutive Big 12 road wins with six straight.
- In his career in games played on the road, head coach **Jeff Mittie** is 158-181 (.466) including a 32-44 (.421) mark during his time at K-State.

K-STATE ROAD RECORDS - MITTIE ERA

Season	W-L	Pct.	Season	W-L	Pct.
2020-21	1-8	.111	2016-17	5-6	.455
2019-20	7-5	.583	2015-16	5-8	.385
2018-19	7-3	.700	2014-15	2-8	.200
2017-18	5-6	.455			

K-STATE WITH LIMITED ROSTER

- Since the 1986-87 season, K-State has played six games with just six players seeing the floor. The Wildcats are 3-3 in those games.
- The last time K-State played a game with a rotation of six players recording playing time was March 9, 2013, against Baylor in the 2013 Phillips 66 Big 12 Championship quarterfinals.
- The last regular season game K-State played with just six players was Feb. 26, 2013, at West Virginia.
- In the 2012-13 season, K-State's roster suffered five season-ending injuries which limited the active roster to seven players during the final 10 games of the season.

K-STATE GAMES PLAYED WITH 6 PLAYERS - SINCE 1986-87

Opponent (Date)	Result
vs. (1) Baylor (3/9/13)	L, 80-47
vs. Texas (3/8/13)	W, 51-49
at West Virginia (2/26/13)	L, 66-57
at Arkansas (2/2/09)	L, 60-58
at (4) Iowa State (1/2/02)	W, 69-63
at Iowa State (2/9/91)	W, 73-61

THE JEFF MITTIE SHOW

Featuring the head coach of the Wildcats with Brian Smoller, the Jeff Mittie Show airs on Big 12 Now on ESPN+, YUR View and Spectrum. The show recaps the last few games for the Wildcats and looks ahead to the coming week.

Air Dates

Jan. 5; Jan. 26; Feb. 15; March 9

THE JEFF MITTIE RADIO SHOW

Featuring the head coach of the Wildcats with Brian Smoller, the Jeff Mittie Radio Show recaps the last few games for the Wildcats and looks ahead to the coming week, while also taking live calls. The show will simulcast on the K-State Sports Network and Facebook Watch.

Air Dates (Mondays - unless noted - 6 p.m.)

Jan. 18; Jan. 25; Feb. 1; Feb. 8; Feb. 15; Feb. 22; March 1

Affiliates

Manhattan KMAN -- 1350/93.3

North Fort Riley -- 102.5 FM

Topeka WIBW - 580

K-STATE SIGNEES

Bylee Glenn, Guard, Raymore, Missouri, The Barstow School

- 75th ranked player by ProspectsNation.com
- 7th ranked player in state of Missouri by Prep Girls Hoops
- 3-time All-District 15 First Team
- Scored over 1,000 points in her career

Jaelyn Glenn, Guard, Raymore, Missouri, The Barstow School

- 2021 McDonald's All-American Game nominee
- 54th ranked player by ESPNW Hoopgurlz
- 21st ranked guard by ESPNW Hoopgurlz
- 60th ranked player by ProspectsNation.com
- 6th ranked win by ProspectsNation.com
- Top ranked player in state of Missouri by Prep Girls Hoops
- 3-time All-District 15 First Team
- Scored over 1,000 points in her career
- Owns school record for career assists

Serena Sundell, Guard, Maryville, Missouri, Maryville High School

- 3rd ranked player in state of Missouri by Prep Girls Hoops
- 2019-20 Class 3 Player of the Year by MBCA
- 2019-20 Class 3 All-State by MBCA
- Three-time All-District First Team selection
- Scored over 2,000 points in her career



WILDCATS WITH 300+ WINS IN BRAMLAGE

- K-State is 351-147 (.705) all-time inside Bramlage Coliseum, which is in its 32nd season of existence.
- In the 2019-20 season, Kansas State is 9-6 in home games. K-State has recorded a .500 or better record at home in 10 straight seasons.
- The 2018-19 season (12-4) marked the 30th time in 53 seasons that the Wildcats reached double figures in home victories. It marked the 22nd season K-State has won 10 or more games in Bramlage including five straight seasons.
- In his career in games played in his home venue, head coach **Jeff Mittie** is 355-104 (.773) including a 81-39 (.675) record at K-State.
- Kansas State has protected Bramlage Coliseum with determination against non-conference foes with a record of 203-29 (.875). Mittie is 49-8 (.860) in non-conference games in Bramlage Coliseum.

FILLING UP THE PURPLE PALACE

- The Wildcats ranked 37th in the nation and fifth in the Big 12 in average attendance (3,331 average; 15 home games) in the 2019-20 season. In total attendance, K-State ranked 38th in the nation and fifth in the Big 12 (49,958).
- When the crowd is 7,500 or more in Bramlage Coliseum, K-State is 43-12 (.782) including a record of 18-5 when the crowd is 10,000 or more.
- The Wildcats moved into Bramlage Coliseum prior to the start of the 1988-89 season and have seen 1,851,225 fans pass through the doors. K-State reached the 1,500,000 mark for women's basketball attendance on Feb. 21, 2015.

K-STATE AT HOME SINCE 2014-15

81	Home wins for K-State in the Jeff Mittie era
49	Wins against non-conference opponents
9	Longest home winning streak under Mittie (2014-15)
5	Consecutive seasons with 10 or more home wins

YEAR-BY-YEAR RESULTS IN BRAMLAGE COLISEUM

YEAR	RECORD	YEAR	RECORD
1988-89	11-2	2010-11	13-2
1989-90	11-2	2011-12	10-4
1990-91	8-4	2012-13	12-7
1991-92	4-9	2013-14	7-7
1992-93	6-10	2014-15	15-5
1993-94	10-3	2015-16	13-4
1994-95	9-5	2016-17	14-4
1995-96	11-4	2017-18	11-8
1996-97	11-1	2018-19	12-4
1997-98	8-5	2019-20	9-6
1998-99	10-4	2020-21	7-8
1999-00	7-6	TOTALS	351-147 (.705)
2000-01	7-6		
2001-02	13-2		
2002-03	19-1		
2003-04	13-0		
2004-05	11-2		
2005-06	14-5		
2006-07	13-5		
2007-08	12-2		
2008-09	13-1		
2009-10	7-8		

BRAMLAGE COLISEUM FACTS

Built: 1986
Capacity: 12,528
Seasons: 33rd
K-State's All-Time Record: 351-147 (.705)

HOME CROWDS OVER 10,000 AT BRAMLAGE COLISEUM

1.	Nebraska (1/12/02)	13,466
	Marquette (3/31/06)	13,340
	Kansas (1/17/04)	13,340
	Texas A&M (2/22/03)	13,340
	Oklahoma State (2/15/03)	13,340
	Texas (1/25/03)	13,340
	Iowa State (2/2/02)	13,340
	Texas Tech (1/27/02)	13,340
9.	Baylor (2/4/12)	12,528
	Connecticut (12/11/16)	12,528
11.	Texas Tech (3/3/04)	12,174
12.	Oklahoma (2/13/02)	11,789
13.	Arkansas (3/17/02)	11,786
14.	Colorado (1/11/03)	11,753
15.	Notre Dame (3/25/03)	11,534
16.	Kansas (2/26/05)	11,254
17.	Iowa (1/5/03)	10,913
18.	Oklahoma (1/31/04)	10,866
19.	Harvard (3/23/03)	10,732
20.	Kansas (2/26/03)	10,702
21.	Kent State (3/15/02)	10,573

BIG 12 CONFERENCE**2020-21 STANDINGS**

	Big 12			Overall		
	W	L	.Pct	W	L	.Pct
Baylor *	15	1	.938	20	2	.909
West Virginia	13	4	.765	19	4	.826
Oklahoma State	13	5	.722	17	7	.708
Iowa State	12	6	.667	16	9	.640
Texas	10	7	.588	16	8	.667
Oklahoma	8	9	.471	11	11	.500
Texas Tech	5	13	.278	10	14	.417
TCU	4	13	.235	9	13	.409
Kansas State	3	14	.176	8	16	.333
Kansas	3	14	.176	7	16	.304

* - Big 12 regular season champion

Saturday, March 6

Baylor at Kansas, 4 p.m.

Sunday, March 7

Texas at TCU, 1 p.m.

Kansas State at Oklahoma, 3 p.m.

Monday, March 8

West Virginia at Baylor, 7 p.m.

End of regular season

K-STATE AMONG 2020-21 STATISTICAL LEADERS**Team Stat Rankings - Big 12 (3/5)**

SCORING	All Games/Big 12 Games
Scoring Offense	62.08 (10th)/63.29 (10th)
Scoring Defense	66.58 (5th)/71.76 (6th)
Scoring Margin	-4.50 (10th)/-8.47 (7th)
Field Goal Pct.	.405 (8th)/.414 (6th)
3-Pt. Field Goal Pct.	.309 (10th)/.341 (6th)
3-Pt. Field Goals Made per Game	6.21 (5th)/6.12 (6th)
Free Throw Pct.	.735 (5th)/.778 (12nd)
Field Goal Pct. Defense	.391 (3rd)/.413 (3rd)
3-Pt. Field Goal Pct. Defense	.325 (6th)/.357 (9th)

REBOUNDING

Rebounding Offense	36.58 (9th)/33.94 (9th)
Rebounding Defense	34.92 (4th)/35.18 (4th)
Rebounding Margin	+1.67 (15th)/-1.24 (6th)
Offensive Rebounds per Game	9.67 (9th)/8.24 (9th)
Offensive Rebound Pct.	.294 (6th)/.259 (8th)
Defensive Rebounds per Game	26.92 (6th)/25.71 (5th)
Defensive Rebound Pct.	.696 (7th)/.689 (7th)

ADDITIONAL

All Games/Big 12 Games	
Blocked Shots per Game	4.46 (3rd)/4.00 (4th)
Assists per Game	15.54 (4th)/15.82 (4th)
Steals per Game	6.13 (8th)/6.76 (7th)
Turnover Margin	-5.38 (10th)/-5.35 (10th)
Assist/Turnover Ratio	0.89 (7th)/0.90 (7th)

Player Stat Rankings - Big 12 (3/5)

Ayoka Lee	All Games/Big 12 Games
Points per Game	18.77 (8th)/19.06 (8th)
Field Goal Pct.	.607 (1st)/.606 (1st)
Free Throw Pct.	.808 (7th)/.813 (8th)
Rebounds per Game	8.27 (6th)/8.29 (7th)
Offensive Rebounds per Game	3.14 (4th)/2.82 (5th)
Defensive Rebounds per Game	5.14 (9th)/5.47 (9th)
Blocks per Game	1.73 (3rd)/1.71 (3rd)
20-pt Games	10 (7th)/-
Double-Doubles	7 (7th)/-

Christianna Carr

Points per Game	15.05 (15th)/15.86 (13th)
Field Goal Pct.	.380 (13th)/-
Free Throw Pct.	-.830 (5th)
Rebounds per Game	4.90 (19th)/4.93 (17th)
Defensive Rebounds per Game	4.19 (15th)/-
3-Pt. FGs per Game	2.43 (3rd)/2.21 (5th)

Emilee Ebert

All Games/Big 12 Games	
Assists per Game	3.13 (14th)/3.24 (14th)
Blocks per Game	0.96 (10th)/0.71 (14th)
Assist/Turnover Ratio	1.50 (11th)/1.53 (11th)

Sydney Goodson

	All Games/Big 12 Games
Steals per Game	1.45 (13th) /1.60 (13th)

Rachel Ranke

Player Name	All Games/Big 12 Games
Rebounds per Game	-/4.81 (19th)
Defensive Rebounds per Game	4.23 (14th)/4.75 (13th)
3-Pt. FGs per Game	2.04 (5th)/2.25 (13rd)
Steals per Game	-/1.81 (9th)

Team Stat Rankings - NCAA (3/5)

SCORING	All Games
Scoring Offense	62.1 (224th)
Scoring Defense	66.6 (198th)
Scoring Margin	-4.5 (235th)
Field Goal Pct.	.405 (150th)
3-Pt. Field Goal Pct.	.309 (174th)
3-Pt. Field Goals Made	149 (71st)
3-Pt. Field Goals Made per Game	6.2 (144th)
Free Throw Pct.	.735 (72nd)
Field Goal Pct. Defense	.391 (130th)
3-Pt. Field Goal Pct. Defense	.325 (217th)

REBOUNDING

REBOUNDING	All Games
Rebounds	878 (57th)
Rebounds per Game	36.58 (201st)
Rebounding Margin	+1.7 (119th)

ADDITIONAL

Blocked Shots	107 (20th)
Blocked Shots per Game	4.5 (43rd)
Assists	373 (17th)
Assists per Game	15.5 (46th)
Steals	147 (186th)
Steals per Game	6.1 (278th)
Turnovers per Game	17.5 (256th)
Turnovers Forced	12.08 (322nd)
Turnover Margin	-5.38 (322nd)
Assist/Turnover Ratio	0.89 (126th)
Personal Fouls per Game	15.7 (91st)

Player Stat Rankings - NCAA (3/5)

Ayoka Lee	All Games
Total Points	413 (39th)
Points per Game	18.8 (50th)
Field Goal Pct.	.607 (4th)
Field Goals Made	156 (31st)
Free Throws Made	101 (27th)
Free Throws Attempted	125 (33rd)
Free Throw Pct.	.808 (109th)
Total Rebounds	182 (76th)
Rebounds per Game	8.3 (110th)
Blocked Shots	38 (39th)
Blocks per Game	1.73 (65th)

Christianna Carr

Points per Game	15.0 (192nd)
Field Goal Attempts	284 (105th)
3-Pt FG Pct.	.378 (78th)
3-pt FGs Made per Game	2.43 (66th)
3-pt FGs Made	51 (44th)
3-pt FGs Attempted	135 (59th)

Emilee Ebert

Blocked Shots	23 (139th)
Blocks per Game	0.96 (245th)
Minutes Played	744:19 (96th)

Rachel Ranke

All Games	
3-Pt FG Pct.	.303 (157th)
3-pt FGs per Game	2.04 (144th)
3-pt FGs Made	47 (72nd)
3-pt FGs Attempted	155 (21st)

2020-21 Big 12 Preseason Poll

1. Baylor (9)	81
2. Texas (1)	73
3. Iowa State	69
4. Kansas State	50
5. West Virginia	45
6. Texas Tech	36
7. Oklahoma	33
8. Oklahoma State	26
9. TCU	23
10. Kansas	14

Preseason All-Big 12 Honors

Preseason Player of the Year: NaLyssa Smith, Baylor

Preseason Newcomer of the Year: DiJonai Carrington, Baylor

Preseason Freshmen of the Year: Sarah Andrews, Baylor

Preseason All-Big 12 Team

Queen Egbo, Baylor; DiDi Richards, Baylor; NaLyssa Smith, Baylor; Ashley Joens, Iowa State; Ayoka Lee, Kansas State; Taylor Robertson, Oklahoma; Natasha Mack, Oklahoma State; Lauren Heard, TCU; Charli Collier, Texas; Vivian Gray, Texas Tech

Honorable Mention

Kristin Scott, Iowa State; Zakiyah Franklin, Kansas; Holly Kersgieter, Kansas; Rachel Ranke, Kansas State; Ana Llanusa, Oklahoma; Madi Williams, Oklahoma; Celeste Taylor, Texas; Chrislyn Carr, Texas Tech; Kysre Gondrezick, West Virginia; Kari Niblack, West Virginia

2019-20 Phillips 66 Big 12 Awards

Coach of the Year: Kim Mulkey, Baylor

Player of the Year: Lauren Cox, Baylor

Freshman of the Year: Ayoka Lee, Kansas State

Co-Newcomer of the Year: Natasha Mack, Oklahoma State

Co-Newcomer of the Year: Te'a Cooper, Baylor

Defensive Player of the Year: DiDi Richards, Baylor

Sixth Man Award: Queen Egbo, Baylor

All-Big 12 First Team (all honors listed alphabetical by school)

Lauren Cox, Baylor; NaLyssa Smith, Baylor; Te'a Cooper, Baylor; Ashley Joens, Iowa State; Ayoka Lee, Kansas State; Peyton Williams, Kansas State; Vivian Gray, Oklahoma State; Lauren Heard, TCU; Charli Collier, Texas; Brittany Brewer, Texas Tech

All-Big 12 Second Team

DiDi Richards, Baylor; Natasha Mack, Oklahoma State; Kianna Ray, TCU; Sug Sutton, Texas; Tynice Martin, West Virginia

All-Big 12 Honorable Mention

Juicy Landrum, Baylor; Kristin Scott, Iowa State; Angela Harris, Kansas State; Taylor Robertson, Oklahoma; Jayde Woods, TCU; Joyner Holmes, Texas; Chrislyn Carr, Texas Tech; Kysre Gondrezick, West Virginia; Kari Niblack, West Virginia

Big 12 All-Defensive Team

Lauren Cox, Baylor; DiDi Richards, Baylor; Natasha Mack, Oklahoma State; Kianna Ray, TCU; Brittany Brewer, Texas Tech

Big 12 All-Freshman Team

Maggie Espenmiller-McGraw, Iowa State; Zakiyah Franklin, Kansas; Ayoka Lee, Kansas State; Gabby Gregory, Oklahoma; Celeste Taylor, Texas



2 | CYMONE GOODRICH

G | 5-10 | JR. - 2L | CHICAGO, ILL. (SOUTH SHORE INTERNATIONAL PREP)

- Third player in program history from the state of Illinois and from Chicago and first since 1985 (Jennifer Jones).

POINTS

2020-21 Season	8, vs. Kansas (2/13/21)
Career	12, at Oklahoma State (12/31/17)

FIELD GOALS MADE/ATTEMPTED

2020-21 Season	3, vs. Baylor (2/7/21)/11, vs. TCU (3/1/21)
Career	5, twice/ 11, three times

3-PT. FIELD GOALS MADE/ATTEMPTED

2020-21 Season	-/-
Career	2, at Baylor (1/20/18)/ 5, vs. Saint Louis (3/15/18)

FREE THROWS MADE/ATTEMPTED

2020-21 Season	4, three times/ 6, twice
Career	4, four times/ 6, three times

REBOUNDS

2020-21 Season	7, at Oklahoma State (2/17/21)
Career	7, at Oklahoma State (2/17/21)

ASSISTS

2020-21 Season	9, vs. Texas Tech (2/24/21)
Career	9, vs. Texas Tech (2/24/21)

BLOCKS

2020-21 Season	1, three times
Career	1, four times

STEALS

2020-21 Season	3, twice
Career	3, five times

MINUTES

2020-21 Season	35, twice
Career	35, twice

MISCELLANEOUS CAREER STATS

Double-Figure Scoring Games	4
20+ Point Games	-
Double-Figure Rebounding Games	-
Double-Doubles	-
5+ Rebound Games	4
5+ Assist Games	6
2+ Steal Games	13
2+ Block Games	-
2+ Made 3-Pt. FGs	1

2020-21 GAME-BY-GAME

Opponent	Min	FG	3FG-3FGA	FT-FTA	O-D-Reb	PF	A	TO	Bk	St	Pts
Southern	10	0-1	0-0	0-0	0-0-0	2	0	2	0	0	0
Kentucky	16	1-4	0-0	0-0	0-2-2	1	2	0	0	0	2
at Central Arkansas	28	1-3	0-0	4-6	0-3-3	2	6	2	0	1	6
Idaho State	12	0-0	0-0	0-0	0-0-0	1	0	2	0	0	0
South Dakota State					DNP - Coach's Decision						
Omaha	6	0-0	0-0	0-0	0-1-1	0	2	2	0	0	0
Kansas City	3	0-0	0-0	0-0	0-2-2	0	0	0	0	0	0
at Iowa State *	6	0-0	0-0	0-0	0-0-0	0	1	0	0	0	0
Texas *	15	2-3	0-0	2-3	0-1-1	1	1	1	1	0	6
at West Virginia *	26	1-3	0-0	0-0	0-2-2	4	8	10	0	0	2
at Kansas **	16	1-2	0-0	2-2	0-1-1	5	2	2	0	0	4
Oklahoma State *	15	1-1	0-0	0-0	1-1-2	0	2	0	0	1	2
Iowa State *	15	0-1	0-0	0-0	0-0-0	1	2	0	1	0	0
Oklahoma *	11	0-0	0-0	0-0	0-0-0	0	3	0	0	1	0
at Texas Tech *	13	0-0	0-0	0-0	0-0-0	0	0	1	0	0	0
Baylor *	28	3-7	0-0	0-0	2-0-2	1	4	5	1	1	6
at TCU *	20	1-1	0-0	0-0	0-1-1	2	3	2	0	0	2
Kansas * +	35	2-8	0-0	4-6	1-5-6	3	6	2	0	3	8
at Oklahoma State **	35	1-6	0-0	1-2	0-7-7	3	1	3	0	3	3
at Texas **	33	1-5	0-0	4-4	0-3-3	2	1	8	0	0	6
Texas Tech **	29	1-7	0-0	0-0	1-3-4	0	9	0	0	2	2
at Baylor **	26	0-4	0-0	3-4	2-2-4	1	3	1	0	0	3
TCU **	27	2-11	0-0	2-2	0-2-2	2	3	1	0	1	6
West Virginia **	12	0-1	0-0	0-0	0-1-1	0	1	2	0	1	0
at Oklahoma *											

+ starts | * Big 12 | ^ Big 12 Championships | % WNIT | \$ NCAA Tournament

GOODRICH SETS CAREER-BESTS

- Junior **Cymone Goodrich** has established career season-highs in the 2020-21 season.
- For the season, Goodrich has carded career season-highs in assists (60; 2.6 apg), assist to turnover ratio (1.30), rebounds (44) and blocks (3).
- Against Texas Tech, Goodrich handed out a career-high nine assists with no turnovers. The nine assists were the most by a Wildcat this season and the most since Angela Harris handed out nine assists against Oral Roberts on November 18, 2019.
- Goodrich has six career games with five or more assists, including four games this season.

JUNIOR (2020-21)

Registered six points, three rebounds and six assists at Central Arkansas (12/5)... Tallied six points, a rebound, an assist and a block against Texas (12/21)... Handed out a career-high eight assists at West Virginia (1/20)... Recorded six points, four assists, two rebounds, one block and one steal against Baylor (2/7)... Started against Kansas (2/13) and responded with eight points, six rebounds, six assists and three steals... Handed out a career-high nine assists with no turnovers and pocketed two steals against Texas Tech (2/24).

REDSHIRT SOPHOMORE (2019-20)

Played in 27 games with one start and tallied 324 minutes of action (12.0 mpg)... Carded 52 points (1.9 ppg) 37 rebounds (1.4 rpg) and 25 assists (0.9 apg)... Tied her career season-high for assists and steals (19; 0.7 spg)... Made her 2019-20 season debut against Omaha (11/8) with two points, three steals, one rebound and one assist... Came off the bench against UIC (11/11) and tallied one point, a career-high five rebounds and tied her career high with five assists... Registered 10 points, five rebounds and three steals off the bench against Oral Roberts (11/18)... Came off the bench at Kansas City (12/14) to record nine points, two rebounds and two steals in a season-best 23 minutes... Tallied seven points on 3-of-4 shooting against Texas (1/19).

SOPHOMORE (2018-19)

Suffered a season-ending shoulder injury and will apply for a medical hardship... Played in one game and tallied 16 minutes of action against Omaha (11/12)... Notched eight points, four rebounds and two steals.

GOODRICH'S CAREER STATISTICS

YEAR	G-GS	MIN-AVG.	FGM-FGA	PCT	3PT-A	PCT	FTM-FTA	PCT	O-D-T	AVG	PF-D	A	TO	BLK	ST	PTS-AVG
2017-18	33-3	552-16.7	46-157	.293	17-58	.293	21-34	.618	7-34-41	1.2	36-0	25	46	1	19	130-3.9
2018-19	1-0	16-16.0	2-4	.500	0-2	.000	4-4	1.000	0-4-4	4.0	4-0	0	3	0	2	8-8.0
2019-20	27-1	324-12.0	22-82	.268	0-24	.000	8-22	.364	13-24-37	1.4	27-0	25	29	0	19	52-1.9
2020-21	23-8	434-18.9	18-68	.265	0-0	.000	22-29	.759	7-37-44	1.9	31-1	60	46	3	14	58-2.5
TOTAL	84-12	1326-15.8	88-311	.283	17-84	.202	55-89	.618	27-99-126	1.5	98-1	110	124	4	54	248-3.0



4 | SYDNEY GOODSON

G | 5-9 | SR. - TR | ARGYLE, TEXAS (TEXAS TECH/ARIZONA STATE)

- Rated as the No. 10 immediately eligible transfer for the 2020-21 season by ESPN.com.
- Took part in the 2020 Athletes in Action Virtual Leadership Academy

GOODSON'S TROPHY CASE

- Two-time Academic All-Big 12 First Team (2019 & 2020)

POINTS

2020-21 Season	13, at Texas Tech (2/3/21)
Career	21, vs. Florida A&M (11/18/19)

FIELD GOALS MADE/ATTEMPTED

2020-21 Season	4, twice/9, three times
Career	8, vs. FAMU (11/18/19)/15, vs. Baylor (3/9/19)

3-PT. FIELD GOALS MADE/ATTEMPTED

2020-21 Season	3, three times/7, at Texas Tech (2/3/21)
Career	5, twice/ 11, twice

FREE THROWS MADE/ATTEMPTED

2020-21 Season	7, vs. Omaha (12/12/20)/8, vs. Omaha (12/12/20)
Career	7, vs. Omaha (12/12/20)/8, vs. Omaha (12/12/20)

REBOUNDS

2020-21 Season	5, five times
Career	13, at West Virginia (1/23/19)

ASSISTS

2020-21 Season	8, twice
Career	8, three times

BLOCKS

2020-21 Season	1, twice
Career	1, six times

STEALS

2020-21 Season	4, twice
Career	4, seven times

MINUTES

2020-21 Season	37, vs. Iowa State (1/28/21)
Career	40, 13 times

MISCELLANEOUS CAREER STATS

Double-Figure Scoring Games	29
20+ Point Games	3
Double-Figure Rebounding Games	4
5+ Rebound Games	35
Double-Figure Assist Games	-
5+ Assist Games	15
Double-Doubles	3
2+ Block Games	-
4+ Steal Games	7
2+ Steal Games	39
4+ Made 3-Pt. FGs	8
2+ Made 3-Pt. FGs	31

2020-21 GAME-BY-GAME

Opponent	Min	FG	3FG-3FGA	FT-FTA	O-D-Reb	PF	A	TO	Bk	St	Pts
Southern +	34	2-6	1-5	0-0	0-5-5	1	4	4	1	1	5
Kentucky +	31	1-7	0-3	0-0	0-2-2	2	2	4	0	2	2
at Central Arkansas +	22	1-5	1-2	0-0	2-0-2	1	0	5	0	0	3
Idaho State +	32	2-9	0-5	1-2	2-2-4	3	0	0	0	4	5
South Dakota State +	30	3-6	3-6	0-0	1-4-5	3	1	1	0	0	9
Omaha +	25	1-5	1-5	7-8	0-2-2	3	3	3	0	0	10
Kansas City +	33	1-6	0-5	1-2	0-4-4	2	8	1	0	1	3
at Iowa State * +	30	3-6	2-5	0-0	1-2-3	1	3	2	0	1	8
Texas * +	27	0-3	0-2	2-2	0-1-1	1	3	8	0	2	2
at West Virginia *	28	2-4	1-2	2-2	0-4-4	4	0	1	0	4	7
at Kansas *	24	2-3	2-3	0-0	0-2-2	5	3	0	0	3	6
Oklahoma State * +	33	3-6	1-2	2-2	1-4-5	3	4	3	1	2	9
Iowa State * +	37	4-9	3-6	0-0	1-4-5	3	2	3	0	2	11
Oklahoma * +	28	1-5	1-4	2-2	0-1-1	3	3	5	0	0	5
at Texas Tech * +	35	4-9	3-7	2-2	1-4-5	3	2	2	0	2	13
Baylor * +	27	1-6	1-4	0-0	0-0-0	2	4	2	0	1	3
at TCU *	25	1-2	1-2	0-0	2-1-3	3	8	3	0	1	3
Kansas *				DNP - Injured							
at Oklahoma State *				DNP - Injured							
at Texas *	8	0-1	0-1	0-0	0-0-0	0	0	0	0	0	0
Texas Tech *	21	2-6	2-5	3-4	2-1-3	0	1	0	0	1	9
at Baylor *	3	0-0	0-0	0-0	0-0-0	1	0	0	0	0	0
TCU *	20	0-4	0-1	4-4	0-3-3	0	4	3	0	3	4
West Virginia *	32	3-6	1-4	0-0	2-2-4	1	3	2	0	2	7
at Oklahoma *											

+ starts | * Big 12 | ^ Big 12 Championships | % WNIT | \$ NCAA Tournament

GOODSON ASSISTING NEW FACES

- Sydney Goodson joined the Wildcats this summer as a graduate transfer after spending two seasons on the floor with Texas Tech.
- Goodson has gelled well with her new teammates, as she has handed out 58 assists (2.6 apg) this season.
- During the Jeff Mittie era, Goodson ranks fifth for assists by a transfer in her first and/or only season with the Wildcats.
- She tied her career-high with eight assists against Kansas City on December 14 and at TCU on February 10.
- In her career, Goodson has handed out 234 assists (2.3 apg) with a career-best of 95 in the 2018-19 season at Texas Tech.

ASSISTS BY A TRANSFER IN FIRST SEASON - MITTIE ERA

Rk.	Player (Season)	Assists	APG
1.	Angela Harris (2019-20)	124	4.3
2.	Karyla Middlebrook (2016-17)	106	3.2
3.	Megan Deines (2015-16)	73	2.4
4.	Kaylee Page (2015-16)	61	1.9
5.	Sydney Goodson (present)	58	2.6
6.	Jasauen Beard (2018-19)	32	1.0
7.	Deborah Meeks (2014-15)	21	0.7
8.	Ashley Jones (2014-15)	7	0.3
9.	Antoinette Taylor (2014-15)	5	0.2

SENIOR (2020-21)

Notched five points, five rebounds, four assists and a block against Southern (11/29)... Registered nine points and five rebounds against South Dakota State (12/10)... Tallied 10 points, three assists and two rebounds against Omaha (12/12)... Tied her career-high with eight assists against Kansas City (12/14)... Carded nine points, five rebounds, four assists, two steals and a blocked shot against Oklahoma State (1/25)... Registered 11 points, five rebounds, two assists and two steals against Iowa State (1/28)... Notched 13 points, five rebounds, two assists and two steals at Texas Tech (2/3)... Came off the bench to score nine points and pull in three rebounds against Texas Tech (2/24).

TEXAS TECH (2018-20)

Played in 55 games with 47 starts for the Lady Raiders... Tallied 1,843 minutes of action (33.5 mpg)... Carded 525 points (9.5 ppg), 291 rebounds (5.3 rpg), 162 assists (2.9 apg) and 98 steals (1.8 spg)... In 2019-20, carded 190 points (7.9 ppg), 136 rebounds (5.7 rpg), 67 assists (2.8 apg) and 48 steals (2.0 spg)... Finished the season with a .411 field goal percentage (65-of-158), including a .281 3-point field goal percentage (25-of-89)... Carded a .729 free throw percentage (35-of-48)... Had a eight games with 10 or more points... Had six games with two or more connections from beyond the arc... Tallied a season-high of 21 points against Florida A&M (11/18/19) which included a season-high 5 three-point field goals made... In 2018-19, averaged 36.2 minutes per game and ranked third in the Big 12 for minutes played... Averaged 10.8 points, the third most on the team... Pulled in 5.0 rebounds, handed out 3.1 assists and pulled 1.6 steals per game... Scored double figures in 18 games and recorded two double-doubles... Shot 37.4 percent from the three-point line, ranking first on the team and sixth in the Big 12.

GOODSON'S CAREER STATISTICS

YEAR	G-GS	MIN-AVG.	FGM-FGA	PCT	3PT-A	PCT	FTM-FTA	PCT	O-D-T	AVG	PF-D	A	TO	BLK	ST	PTS-AVG
2016-17 (ASU)	27-0	230-8.5	25-65	.385	14-40	.350	4-5	.800	6-6-12	0.4	14-0	14	9	0	6	68-2.5
2017-18 (TTU)																
2018-19 (TTU)	31-26	1122-36.2	111-287	.387	65-174	.374	48-61	.787	52-103-155	5.0	65-0	95	82	3	50	335-10.8
2019-20 (TTU)	24-21	721-30.0	65-158	.411	25-89	.281	35-48	.729	48-88-136	5.7	50-1	67	51	1	48	190-7.9
2020-21 (K-State)	22-15	594-27.0	37-114	.325	24-79	.304	26-30	.867	15-48-63	2.9	45-1	58	52	2	32	124-5.6
TOTAL	104-62	2610-25.1	238-624	.381	128-382	.335	113-144	.785	121-245-366	3.5	173-2	234	194	6	134	717-6.9

+ + + + +



10 | JADA THORPE

G | 5-9 | R-FR. - SQ | CHICAGO, ILL. (SIMEON CAREER ACADEMY)

• Third player in program history to join K-State from Chicago, joining current Wildcat Cymone Goodrich and former Wildcat Sharon Carr (1982-83).

THORPE'S TROPHY CASE

- 2019-20 Big 12 Academic All-Rookie Team
- Fall 2019 Big 12 Commissioner's Honor Roll

POINTS

2020-21 Season	-
Career	-

FIELD GOALS MADE/ATTEMPTED

2020-21 Season	-/1, vs. Kansas City (12/14/20)
Career	-/1, vs. Kansas City (12/14/20)

3-PT. FIELD GOALS MADE/ATTEMPTED

2020-21 Season	-/1, vs. Kansas City (12/14/20)
Career	-/1, vs. Kansas City (12/14/20)

FREE THROWS MADE/ATTEMPTED

2020-21 Season	-/-
Career	-/-

REBOUNDS

2020-21 Season	-
Career	-

ASSISTS

2020-21 Season	-
Career	-

BLOCKS

2020-21 Season	-
Career	-

STEALS

2020-21 Season	-
Career	-

MINUTES

2020-21 Season	1, three times
Career	1, three times

MISCELLANEOUS CAREER STATS

Double-Figure Scoring Games	-
20+ Point Games	-
Double-Figure Rebounding Games	-
5+ Rebound Games	-
Double-Figure Assist Games	-
5+ Assist Games	-
Double-Doubles	-
2+ Block Games	-
2+ Steal Games	-
4+ Made 3-Pt. FGs	-
2+ Made 3-Pt. FGs	-

2020-21 GAME-BY-GAME

Opponent	Min	FG	3FG-3FGA	FT-FTA	O-D-Reb	PF	A	TO	Bk	St	Pts
Southern	1	0-0	0-0	0-0	0-0-0	0	0	0	0	0	0
Kentucky				DNP - Coach's Decision							
at Central Arkansas				DNP - Coach's Decision							
Idaho State				DNP - Coach's Decision							
South Dakota State				DNP - Coach's Decision							
Omaha				DNP - Coach's Decision							
Kansas City	1	0-1	0-1	0-0	0-0-0	0	0	0	0	0	0
at Iowa State *	1	0-0	0-0	0-0	0-0-0	0	0	0	0	0	0
Texas *				DNP - Coach's Decision							
at West Virginia *				DNP - Injured							
at Kansas *	0+	0-0	0-0	0-0	0-0-0	0	0	0	0	0	0
Oklahoma State *				DNP - Coach's Decision							
Iowa State *				DNP - Coach's Decision							
Oklahoma *				DNP - Coach's Decision							
at Texas Tech *				DNP - Coach's Decision							
Baylor *				DNP - Coach's Decision							
at TCU *				DNP - Coach's Decision							
Kansas *				DNP - Coach's Decision							
at Oklahoma State *	1	0-0	0-0	0-0	0-0-0	0	0	0	0	0	0
at Texas *				DNP - Coach's Decision							
Texas Tech *				DNP - Coach's Decision							
at Baylor *				DNP - Coach's Decision							
TCU *				DNP - Injured							
West Virginia *				DNP - Injured							
at Oklahoma *											

+ starts | * Big 12 | ^ Big 12 Championships | % WNIT | \$ NCAA Tournament

REDSHIRT FRESHMAN (2020-21)

Saw her first career action against Southern (11/29).

FRESHMAN (2019-20)

Missed the season due to injury.

HIGH SCHOOL

Prospects Nation Watch List for Class of 2019... Played in the 2019 Riverwar Missouri vs. Illinois Girls All-Star Game... 2016-17 *Chicago Tribune* Players to Watch... 2015-16 IBCA Class 3A/4A Special Mention All-State... Played one season with Simeon Career Academy... Tallied 16.8 points, 4.2 rebounds, 6.5 assists, 4.5 steals and 3.7 blocks with the Wolverines... In the 2017-18 season, she played for Montverde Academy in Montverde, Florida... Helped the program to a 18-3 record and a state tournament title... Averaged 16.6 points, five assists and two rebounds for the Eagles... Played her first two high school seasons with North Lawndale High School in Chicago... She helped the program to a 43-11 overall record and a state runner-up finish in 2015-16. In her freshman year, Thorpe averaged 14.6 points, five assists and three rebounds per game and was named to the 2015-16 Illinois Basketball Coaches Association (IBCA) Class 3A/4A Special Mention All-State Team... In her sophomore year, helped the program to a city runner-up finish, she averaged 15.3 points, 4.6 assists and 3.4 rebounds.

THORPE'S CAREER STATISTICS

YEAR	G-GS	MIN-AVG.	FGM-FGA	PCT	3PT-A	PCT	FTM-FTA	PCT	O-D-T	AVG	PF-D	A	TO	BLK	ST	PTS-AVG
2019-20																
2020-21	5-0	4-0.8	0-1	.000	0-1	.000	0-0	.000	0-0-0	0.0	0-0	0	0	0	0	0-0.0
TOTAL	5-0	4-0.8	0-1	.000	0-1	.000	0-0	.000	0-0-0	0.0	0-0	0	0	0	0	0-0.0

+ + + + + +



12 | RACHEL RANKE

G | 6-1 | R-JR. - 2L | BURNSVILLE, MINN. (EASTVIEW HS)

2020-21 Preseason All-Big 12 Team - Honorable Mention

- 12th player in program history from the state of Minnesota and the first since 2013 (Brittany Chambers).

CAREER

42nd in program history for career points (1,011)... Seventh on the K-State career list for 3-point field goals made (222)... Fourth in program history for three-point field goal attempts (698)... Holds school record for career 3-point field goals made by a player 6'0" or taller... Third player in program history with 1,000 career points, 300 career rebounds, 200 or more 3-point field goals made and 100 or more steals.

2020-21 GAME-BY-GAME

Opponent	Min	FG	3FG-3FGA	FT-FTA	O-D-Reb	PF	A	TO	Bk	St	Pts
Southern	19	3-10	0-6	1-2	0-1-1	1	2	1	0	0	7
Kentucky	27	5-12	2-7	0-0	1-3-4	2	3	2	0	1	12
at Central Arkansas +	24	3-10	1-7	2-3	1-2-3	1	0	1	0	1	9
Idaho State +	26	2-9	1-7	2-3	1-2-3	0	3	2	1	0	7
South Dakota State +	24	3-7	2-6	2-2	0-1-1	2	3	3	0	1	10
Omaha +	25	3-9	3-9	0-0	0-4-4	2	3	1	0	0	9
Kansas City +	28	2-8	2-8	2-2	0-6-6	1	2	0	0	0	8
at Iowa State * +	29	3-8	2-5	1-2	0-8-8	2	2	1	1	0	9
Texas * +	32	4-6	2-3	0-0	0-7-7	4	0	6	0	4	10
at West Virginia *				DNP - Injured							
at Kansas *	21	1-8	1-7	1-2	0-3-3	1	0	0	0	1	4
Oklahoma State *	33	3-9	3-5	2-4	0-2-2	2	4	3	0	3	11
Iowa State *	26	2-7	0-3	0-0	0-3-3	1	2	3	0	2	4
Oklahoma *	25	5-9	4-7	0-0	0-6-6	2	4	2	0	0	14
at Texas Tech * +	40	2-9	2-6	2-2	0-3-3	3	4	1	0	3	8
Baylor * +	33	4-10	3-8	1-2	0-7-7	2	4	1	0	3	12
at TCU * +	37	4-7	3-4	2-2	0-9-9	3	2	3	0	2	13
Kansas * +	38	6-13	3-8	2-2	0-4-4	0	3	4	0	4	17
at Oklahoma State * +	37	1-13	1-8	0-0	0-4-4	0	1	2	0	1	3
at Texas * +	33	3-7	2-4	0-0	1-4-5	3	0	1	0	1	8
Texas Tech * +	32	4-14	4-12	2-2	0-4-4	2	3	3	0	1	14
at Baylor * +	29	3-13	3-8	0-0	0-1-1	0	3	4	0	2	9
TCU * +	37	1-10	0-9	0-0	0-9-9	1	3	2	1	0	2
West Virginia * +	31	3-9	3-8	0-0	0-2-2	1	4	4	0	2	9
at Oklahoma *											

+ starts | * Big 12 | ^ Big 12 Championships | % WNIT | \$ NCAA Tournament

RANKE'S TROPHY CASE

- 2020-21 Preseason All-Big 12 Team (Honorable Mention)
- 2019-20 Preseason All-Big 12 Team (Honorable Mention)
- Won 2019 Red Bull USA 3X East Regional
- 2019 1st Infantry Division Sustainment Brigade Tammie Romstad Durable Award
- 2018 Big 12 All-Freshman Team
- 2018 Waco Tribune Big 12 All-Freshman Team
- Three-time Big 12 Freshman of the Week (2017-18)

POINTS

2020-21 Season	17, vs. Kansas (2/13/21)
Career	26, at Texas Tech (2/26/18)

FIELD GOALS MADE/ATTEMPTED

2020-21 Season	6, vs. Kansas (2/13/21)/ 14, vs. Texas Tech (2/24/21)
Career	9, at Texas Tech (2/26/18)/ 20, vs. West Virginia (3/9/19)

3-PT. FIELD GOALS MADE/ATTEMPTED

2020-21 Season	4, twice/ 12, vs. Texas Tech (2/24/21)
Career	8, at Oklahoma (2/10/19)/ 15, vs. Chicago St. (12/18/17)

FREE THROWS MADE/ATTEMPTED

2020-21 Season	2, eight times/4, vs. Oklahoma State (1/25/21)
Career	6, at Little Rock (12/8/18)/ 7, at Little Rock (12/8/18)

REBOUNDS

2020-21 Season	9, twice
Career	10, vs. Saint Louis (3/15/18)

ASSISTS

2020-21 Season	4, five times
Career	6, vs. Oklahoma (1/5/19)

BLOCKS

2020-21 Season	1, three times
Career	2, three times

STEALS

2020-21 Season	4, twice
Career	5, vs. UT Arlington (12/6/17)

MINUTES

2020-21 Season	40, at Texas Tech (2/3/21)
Career	40, twice

MISCELLANEOUS CAREER STATS

Double-Figure Scoring Games	51
20+ Point Games	7
Double-Figure Rebounding Games	1
Double-Doubles	1
5+ Rebound Games	25
5+ Assist Games	2
5+ Steal Games	1
2+ Steal Games	32
2+ Block Games	3
4+ Made 3-Pt. FGs	18
2+ Made 3-Pt. FGs	60

RANKE'S CAREER STATISTICS

YEAR	G-GS	MIN-AVG.	FGM-FGA	PCT	3PT-A	PCT	FTM-FTA	PCT	O-D-T	AVG	PF-D	A	TO	BLK	ST	PTS-AVG
2017-18	34-27	1072-31.5	130-380	.342	89-278	.320	43-55	.782	12-109-121	3.6	57-0	39	30	9	35	392-11.5
2018-19	33-33	1077-32.6	109-323	.337	71-223	.318	40-55	.727	10-99-109	3.3	44-0	41	57	10	38	329-10.0
2019-20	8-8	196-24.5	28-68	.412	15-42	.357	10-17	.588	3-23-26	3.3	10-0	25	14	3	10	81-10.1
2020-21	23-17	688-29.9	70-217	.323	47-155	.303	22-30	.733	4-95-99	4.3	35-0	55	50	3	32	209-9.1
TOTAL	98-85	3038-31.0	337-988	.341	222-698	.318	115-157	.732	29-326-355	3.6	146-0	160	151	25	115	1011-10.3

RANKE HITS 1K

- Junior **Rachel Ranke** is the 43rd player in program history to score 1,000 or more career points, reaching the milestone with a 3-pointer in the fourth quarter at Baylor on February 27.
- With her career total of 1,011 points, Ranke ranks 42nd on the K-State career scoring list.
- She is the third player in school history with 1,000 or more career points, 300 or more career rebounds, 200 or more connections from beyond the arc and 100 or more career steals.
- Ranke owns 51 career games with 10 or more points, including seven career contests with 20 or more points.

RANKE WITH RANGE

- Guard **Rachel Ranke** continues to be a threat for the Wildcats from beyond the three-point line.
- For her career, Ranke has made 222 three-point field goals and ranks seventh on the K-State career 3-point field goals made list. She ranks fourth in program history for career 3-point field goals attempted with 698.
- She has 60 career games with two or more connections from 3-point range, including 18 career games with four or more 3-point field goals made.
- Ranke holds the school record for 3-point field goals made by a player 6'0" or taller in school history.
- This season, Ranke is 47-of-155 (.303) from 3-point range and ranks fifth in the Big 12 for 3-point field goals per game at 2.04.

PLAYERS 6'0" OR TALLER W/ 100+ 3-PT FGS MADE - CAREER

Rk.	Player (Years)	3-Pt FGS	Height
1.	Rachel Ranke (2017-present)	222	6'1"
2.	Christianna Carr (2018-present)	162	6'1"

CAREER 3-POINT FIELD GOALS MADE

1.	Laurie Koehn (2001-05)	392*
2.	Brittany Chambers (2009-13)	350
3.	Kim Woodlee (1997-01)	285
4.	Kristin Rethman (1998-02)	266
5.	Kindred Wesemann (2013-17)	264
6.	Kimberly Dietz (2004-08)	230
7.	Rachel Ranke (2017-present)	222

* - ranks tied for 9th in NCAA Division I history

REDSHIRT JUNIOR (2020-21)

Came off the bench against Southern (11/29) and tallied seven points and two assists in 20 minutes of action... Carded 12 points, four rebounds, three assists and a steal against Kentucky (12/3)... Tallied 10 points and three assists against South Dakota State (12/10)... Registered nine points, eight rebounds, two assists and a block at Iowa State (12/18/20)... Notched 10 points, seven rebounds and four steals against Texas (12/21)... Carded 11 points, two rebounds, four assists and three steals against Oklahoma State (1/25)... Came off the bench to record 14 points, six rebounds and four assists against Oklahoma (1/31)... Registered 12 points, seven rebounds, four assists and three steals against Baylor (2/7)... Tallied 13 points, nine rebounds, two assists and two steals at TCU (2/10)... Recorded 17 points, four rebounds, four steals and three assists against Kansas (2/13)... Carded 14 points, four rebounds and three assists against Texas Tech (2/24)... Scored nine points at Baylor (2/27) and became the 43rd player in program history with 1,000 or more career points.



13 | LAURA MACKE

F | 6-2 | JR. - 2L | BAILEYVILLE, KAN. (NEMAHA CENTRAL HS)

MACKE'S TROPHY CASE

- 2020 Academic All-Big 12 First Team
- 2018-19 Big 12 Academic All-Rookie Team
- Three-time Big 12 Commissioner's Honor Roll

POINTS

2020-21 Season	9, twice
Career	11, vs. UIC (11/11/19)

FIELD GOALS MADE/ATTEMPTED

2020-21 Season	4, three times/8, vs. Iowa State (1/28/21)
Career	5, vs. UIC (11/11/19)/8, twice

3-PT. FIELD GOALS MADE/ATTEMPTED

2020-21 Season	2, at C. Arkansas (12/5/20)/ 4, at C. Arkansas (12/5/20)
Career	2, at C. Arkansas (12/5/20)/ 5, vs. UTA (11/24/19)

FREE THROWS MADE/ATTEMPTED

2020-21 Season	4, twice/ 6, vs. Kansas (2/13/21)
Career	4, twice/ 6, vs. Kansas (2/13/21)

REBOUNDS

2020-21 Season	9, twice
Career	9, three times

ASSISTS

2020-21 Season	3, twice
Career	4, vs. UIW (12/3/19)

BLOCKS

2020-21 Season	2, twice
Career	2, twice

STEALS

2020-21 Season	3, vs. Baylor (2/7/21)
Career	3, vs. Baylor (2/7/21)

MINUTES

2020-21 Season	32, vs. Baylor (2/7/21)
Career	32, vs. Baylor (2/7/21)

MISCELLANEOUS CAREER STATS

Double-Figure Scoring Games	1
20+ Point Games	-
Double-Figure Rebounding Games	-
5+ Rebound Games	11
Double-Figure Assist Games	-
5+ Assist Games	-
Double-Doubles	-
2+ Block Games	2
2+ Steal Games	4
4+ Made 3-Pt. FGs	-
2+ Made 3-Pt. FGs	1

2020-21 GAME-BY-GAME

Opponent	Min	FG	3FG-3FGA	FT-FTA	O-D-Reb	PF	A	TO	Bk	St	Pts
Southern +	20	4-5	0-1	0-0	1-3-4	2	2	2	0	0	8
Kentucky +	27	3-6	1-2	1-4	2-1-3	1	1	4	0	0	8
at Central Arkansas	17	2-5	2-4	1-2	0-5-5	3	1	1	0	0	7
Idaho State	18	1-4	0-3	0-2	0-3-3	2	1	2	1	0	2
South Dakota State	17	4-6	0-1	0-0	3-4-7	1	0	1	0	1	8
Omaha	16	0-0	0-0	0-2	1-4-5	0	1	1	0	0	0
Kansas City	21	1-2	0-1	3-4	4-5-9	1	2	1	0	1	5
at Iowa State *	13	4-5	1-2	0-0	1-1-2	2	0	3	0	1	9
Texas *	8	0-1	0-1	0-0	0-0-0	1	0	3	0	0	0
at West Virginia *+	25	1-5	1-3	0-0	0-2-2	2	1	1	2	1	3
at Kansas *+	24	3-6	0-2	0-0	1-4-5	3	0	0	0	0	6
Oklahoma State *+	21	1-6	0-2	4-4	2-3-5	3	0	1	2	0	6
Iowa State *+	22	3-8	0-2	0-0	2-1-3	4	2	1	0	2	6
Oklahoma *+	27	1-2	0-0	1-2	0-1-1	2	3	1	1	1	3
at Texas Tech *	12	1-1	1-1	0-0	0-1-1	0	1	1	0	0	3
Baylor *+	32	2-3	0-1	4-4	2-2-4	3	2	2	0	3	8
at TCU *	14	3-5	0-1	0-0	1-2-3	1	0	3	0	0	6
Kansas *+	31	3-7	1-2	2-6	4-5-9	3	3	2	1	1	9
at Oklahoma State *+	30	0-5	0-2	2-2	0-5-5	1	2	0	0	2	2
at Texas *	16	2-2	0-0	2-2	1-2-3	0	0	3	0	0	6
Texas Tech *	19	2-5	0-0	2-3	2-0-2	2	2	3	0	1	6
at Baylor *	23	1-5	1-1	0-0	2-3-5	1	0	1	0	0	3
TCU *	17	0-2	0-2	0-0	2-2-4	1	1	1	0	0	0
West Virginia *	14	1-3	1-2	0-0	1-1-2	1	0	0	0	0	3
at Oklahoma *											

+ starts | * Big 12 | ^ Big 12 Championships | % WNIT | \$ NCAA Tournament

MACKE WITH CAREER-BEST SEASON

- Junior forward **Laura Macke** has registered a career-best season in 2020-21.
- Macke has started a career-best 10 games and is averaging a career-high 20.1 minutes per game. She is averaging 4.9 points on a .434 field goal percentage and 3.8 rebounds.
- The product of Baileyville, Kansas, has established new career season-highs for points (117), rebounds (92), assists (25), blocks (7), steals (14), field goals made and attempted (43-of-99; .434) and three-point field goals made and attempted (9-of-36).

JUNIOR (2020-21)

Made her second career start and tallied eight points on 4-of-5 shooting, four rebounds and two assists against Southern (11/29)... Played a career-high 27 minutes against Kentucky (12/3) and tallied eight points, three rebounds and an assist... Came off the bench to record seven points, five rebounds and an assist at Central Arkansas (12/5)... Notched eight points and seven rebounds against South Dakota State (12/10)... Carded nine points, two rebounds and a steal at Iowa State (12/18)... Tallied six points and five rebounds at Kansas (1/23)... Recorded six points, five rebounds and two blocks against Oklahoma State (1/25)... Tallied a career-high 32 minutes against Baylor (2/7) and responded with eight points, four rebounds, three steals and two assists... Registered nine points, nine rebounds, three assists, one block and one steal against Kansas (2/13).

SOPHOMORE (2019-20)

Played in 29 games with one start... Tallied 239 minutes (8.2 mpg)... Scored a career season-high 57 points (2.0 ppg) and set career season-highs for field goals made and attempted (20-of-49) and free throws made and attempted (17-of-24) and free throw percentage (.708)... Pulled in 38 rebounds (1.3 rpg)... Dished out a career-high 16 assists (0.6 apg) and pocketed a career season-high six steals... Blocked four shots... Made her season debut against Omaha (11/8) and came off the bench to record four rebounds and a block in 14 minutes... Made first career start against UIC (11/11) and responded with a career-high 12 points on 5-of-8 shooting, nine rebounds, two assists, a block and a steal... Registered five points and a rebound in five minutes off the bench against Iowa State (2/26)... Tallied six points, one block and one steal at Baylor (2/29).

MACKE'S CAREER STATISTICS

YEAR	G-GS	MIN-AVG.	FGM-FGA	PCT	3PT-A	PCT	FTM-FTA	PCT	O-D-T	AVG	PF-D	A	TO	BLK	ST	PTS-AVG
2018-19	31-0	277-8.9	19-35	.543	6-15	.400	7-17	.412	20-25-45	1.5	26-0	11	14	2	4	51-1.6
2019-20	29-1	239-8.2	20-49	.408	0-10	.000	17-24	.708	20-18-38	1.3	24-1	16	22	4	6	57-2.0
2020-21	24-10	483-20.1	43-99	.434	9-36	.250	22-37	.595	32-60-92	3.8	40-0	25	38	7	14	117-4.9
TOTAL	84-11	999-11.9	82-183	.448	15-61	.246	46-78	.590	72-103-175	2.1	90-1	52	74	13	24	225-2.7



23 | JADA MOORE

G | 5-11 | FR. - HS | DENVER, COLO. (REGIS JESUIT HS)

- Fifth player in program history to join K-State from Colorado, the first since Kimberly Dietz (2004-08).
- High school teammate of Stanford's Fran Belibi
- Played AAU for Colorado Premier and coached by former NBA player Keith Van Horn

2020-21 GAME-BY-GAME

Opponent	Min	FG	3FG-3FGA	FT-FTA	O-D-Reb	PF	A	TO	Bk	St	Pts
Southern	16	3-5	0-0	0-0	1-2-3	2	2	2	0	1	6
Kentucky				DNP - Injured							
at Central Arkansas				DNP - Injured							
Idaho State				DNP - Injured							
South Dakota State	23	1-3	0-2	0-0	1-2-3	0	3	1	0	2	2
Omaha	21	3-8	1-3	0-2	3-1-4	1	3	2	0	0	7
Kansas City	26	1-9	0-4	2-4	3-2-5	3	1	4	0	0	4
at Iowa State *	18	2-5	0-1	0-0	0-3-3	2	0	0	0	0	4
Texas *	16	0-2	0-1	3-4	0-2-2	1	2	5	0	0	3
at West Virginia *+	20	4-5	0-1	0-0	0-0-0	1	3	7	0	1	8
at Kansas *	20	2-4	1-1	0-0	1-2-3	1	1	5	0	0	5
Oklahoma State *	5	0-1	0-1	0-0	0-0-0	0	1	0	0	0	0
Iowa State *	3	0-0	0-0	0-0	0-1-1	1	1	0	0	0	0
Oklahoma *	7	0-0	0-0	0-0	0-4-4	1	3	0	0	0	0
at Texas Tech *	10	1-2	0-0	0-0	2-0-2	0	2	0	0	0	2
Baylor *				DNP - Injured							
at TCU *				DNP - Injured							
Kansas *	15	0-2	0-0	0-0	0-3-3	4	1	1	0	0	0
at Oklahoma State *	14	2-4	0-0	1-1	2-0-2	0	1	3	0	0	5
at Texas *	7	1-2	0-0	0-0	0-0-0	1	2	3	0	0	2
Texas Tech *	4	0-0	0-0	0-0	0-1-1	0	1	1	0	0	0
at Baylor *	23	2-5	0-1	0-0	1-2-3	0	6	3	0	2	4
TCU *	2	0-0	0-0	0-0	0-1-1	0	0	0	0	0	0
West Virginia *	1	0-0	0-0	0-0	0-0-0	0	0	0	0	0	0
at Oklahoma *											

+ starts | * Big 12 | ^ Big 12 Championships | % WNIT | \$ NCAA Tournament

POINTS

2020-21 Season	8, at West Virginia (1/20/21)
Career	8, at West Virginia (1/20/21)

FIELD GOALS MADE/ATTEMPTED

2020-21 Season	4, at W. Virginia (1/20/21)/ 9, vs. Kansas City (12/14/20)
Career	4, at W. Virginia (1/20/21)/ 9, vs. Kansas City (12/14/20)

3-PT. FIELD GOALS MADE/ATTEMPTED

2020-21 Season	1, twice/ 4, vs. Kansas City (12/14/20)
Career	1, twice/ 4, vs. Kansas City (12/14/20)

FREE THROWS MADE/ATTEMPTED

2020-21 Season	2, vs. Kansas City (12/14/20)/ 4, vs. Kansas City (12/14/20)
Career	2, vs. Kansas City (12/14/20)/ 4, vs. Kansas City (12/14/20)

REBOUNDS

2020-21 Season	5, vs. Kansas City (12/14/20)
Career	5, vs. Kansas City (12/14/20)

ASSISTS

2020-21 Season	6, at Baylor (2/27/21)
Career	6, at Baylor (2/27/21)

BLOCKS

2020-21 Season	-
Career	-

STEALS

2020-21 Season	2, twice
Career	2, twice

MINUTES

2020-21 Season	26, vs. Kansas City (12/14/20)
Career	26, vs. Kansas City (12/14/20)

MISCELLANEOUS CAREER STATS

Double-Figure Scoring Games	-
20+ Point Games	-
Double-Figure Rebounding Games	-
5+ Rebound Games	-
Double-Figure Assist Games	-
5+ Assist Games	1
Double-Doubles	-
4+ Steal Games	-
2+ Steal Games	2
4+ Made 3-Pt. FGs	-
2+ Made 3-Pt. FGs	-

FRESHMAN (2020-21)

Came off the bench to register six points, three rebounds, two assists and a steal in 16 minutes of action against Southern (11/29)... Recorded seven points, four rebounds and three assists against Omaha (12/12)... Made first career start at West Virginia (1/20) and notched a career-high eight points on 4-of-5 shooting... Pulled in four rebounds and dished three assists in seven minutes off the bench against Oklahoma (1/31)... Registered four points, three rebounds, a career-high six assists and a career-best two steals at Baylor (2/27).

HIGH SCHOOL

Ranked as the 58th guard in the nation by ESPN/Hoopgurlz for the Class of 2020... 2020 All-Class 5A CHSAA Second Team... 2020 McDonald's All-American Game nominee... 2020 Continental League Player of the Year... Averaged 17.6 points, 8.8 rebounds, 3.0 assists and 3.4 steals in her senior season... Three-time All-Continental League First Team honors... 2017 All-Continental League Second Team honor... Helped Regis Jesuit HS to pair of state Class 5A semifinal appearances... Scored over 1,000 points... Two-time A-Town All-Star Game selection.

MOORE'S CAREER STATISTICS

YEAR	G-GS	MIN-AVG.	FGM-FGA	PCT	3PT-A	PCT	FTM-FTA	PCT	O-D-T	AVG	PF-D	A	TO	BLK	ST	PTS-AVG
2020-21	19-1	245-12.9	22-57	.386	2-15	.133	6-11	.545	14-26-40	2.1	18-0	33	37	0	6	52-2.7
TOTAL	19-1	245-12.9	22-57	.386	2-15	.133	6-11	.545	14-26-40	2.1	18-0	33	37	0	6	52-2.7

+ + + + +



24 | EMILEE EBERT

G | 6-0 | SO. - 1L | FRANKFORT, KAN. (FRANKFORT HS)

EBERT'S TROPHY CASE

- 2019-20 Big 12 Academic All-Rookie Team
- Fall 2019 Big 12 Commissioner's Honor Roll

POINTS

2020-21 Season	19, vs. Texas Tech (2/24/21)
Career	19, vs. Texas Tech (2/24/21)

FIELD GOALS MADE/ATTEMPTED

2020-21 Season	6, vs. Texas Tech (2/24/21)/ 11, vs. Texas Tech (2/24/21)
Career	6, vs. Texas Tech (2/24/21)/ 11, vs. Texas Tech (2/24/21)

3-PT. FIELD GOALS MADE/ATTEMPTED

2020-21 Season	3, vs. Texas Tech (2/24/21)/ 4, vs. Texas Tech (2/24/21)
Career	3, vs. Texas Tech (2/24/21)/ 4, vs. Texas Tech (2/24/21)

FREE THROWS MADE/ATTEMPTED

2020-21 Season	5, three times/ 8, twice
Career	5, three times/ 8, twice

REBOUNDS

2020-21 Season	7, vs. South Dakota State (12/10/20)
Career	7, vs. South Dakota State (12/10/20)

ASSISTS

2020-21 Season	7, vs. West Virginia (3/3/21)
Career	7, vs. West Virginia (3/3/21)

BLOCKS

2020-21 Season	4, vs. Southern (11/29/20)
Career	4, vs. Southern (11/29/20)

STEALS

2020-21 Season	3, vs. Kansas (2/13/21)
Career	3, vs. Kansas (2/13/21)

MINUTES

2020-21 Season	39, at Oklahoma State (2/17/21)
Career	39, at Oklahoma State (2/17/21)

MISCELLANEOUS CAREER STATS

Double-Figure Scoring Games	4
20+ Point Games	-
Double-Figure Rebounding Games	-
5+ Rebound Games	10
Double-Figure Assist Games	-
5+ Assist Games	8
Double-Doubles	-
4+ Block Games	1
2+ Block Games	5
2+ Steal Games	4
4+ Made 3-Pt. FGs	-
2+ Made 3-Pt. FGs	4

2020-21 GAME-BY-GAME

Opponent	Min	FG	3FG-3FGA	FT-FTA	O-D-Reb	PF	A	TO	Bk	St	Pts
Southern +	26	2-5	0-2	0-0	0-4-4	3	6	1	4	1	4
Kentucky +	35	1-1	1-1	0-0	0-4-4	2	2	3	1	0	3
at Central Arkansas +	29	2-4	1-3	0-0	0-4-4	2	1	2	0	2	5
Idaho State +	30	3-7	0-2	0-0	0-1-1	0	0	4	3	1	6
South Dakota State +	28	0-5	0-3	1-2	2-5-7	2	5	2	1	1	1
Omaha +	30	0-2	0-2	3-4	0-5-5	2	2	0	2	0	3
Kansas City +	20	3-8	2-3	4-4	1-4-5	4	4	2	0	0	12
at Iowa State * +	28	3-8	1-3	0-0	1-3-4	4	6	0	1	1	7
Texas * +	30	2-5	2-3	3-4	0-6-6	2	3	4	0	0	9
at West Virginia * +	28	1-2	1-2	2-2	0-5-5	3	1	0	1	0	5
at Kansas * +	19	0-0	0-0	0-0	0-1-1	4	1	3	0	1	0
Oklahoma State * +	33	1-1	0-0	3-4	0-2-2	0	0	2	1	2	5
Iowa State * +	36	2-10	1-5	1-2	0-3-3	5	4	1	2	0	6
Oklahoma * +	25	0-1	0-0	2-2	0-4-4	1	5	3	1	1	2
at Texas Tech * +	32	2-9	1-3	1-2	1-4-5	2	4	0	0	0	6
Baylor * +	32	0-3	0-2	0-0	0-1-1	2	1	7	1	1	0
at TCU * +	33	2-5	1-3	5-6	1-4-5	2	3	3	1	0	10
Kansas * +	37	5-10	0-3	5-8	0-5-5	3	6	4	2	3	15
at Oklahoma State * +	39	1-8	0-4	3-4	0-1-1	2	5	1	0	1	5
at Texas * +	32	1-3	0-0	5-8	2-3-5	3	1	1	0	2	7
Texas Tech * +	31	6-11	3-4	4-4	1-4-5	5	1	1	0	1	19
at Baylor * +	35	3-4	1-1	0-0	0-2-2	0	1	4	1	1	7
TCU * +	38	2-7	0-1	0-0	0-3-3	3	6	1	0	1	4
West Virginia * +	36	2-6	0-0	0-0	0-2-2	0	7	1	1	0	4
at Oklahoma *											

+ starts | * Big 12 | ^ Big 12 Championships | % WNIT | \$ NCAA Tournament

EBERT IN THE FLOW

- Sophomore guard **Emilee Ebert** has worked herself into the starting lineup in just her second season.
- Ebert has started a career-best 24 games and is averaging 31.0 minutes per game. She is averaging 6.0 points, 3.7 rebounds and is leading the team with 3.1 assists per game. She is second on the team and 10th in the Big 12 in blocks with 0.96 per game.
- She has a career-best 23 blocks. Ebert has five games this season with two or more blocks including a career-high four against Southern on November 29.
- Her 23 blocks are the most by a K-State guard for a single-season in school history.
- The product of Frankfort, Kansas, has established new career season-highs for points (145), rebounds (89), assists (75), blocks (23), steals (20), field goals made and attempted (44-of-125), three-point field goals made and attempted (15-of-50) and free throws made and attempted (42-of-56; .750).
- Last season, Ebert averaged 1.5 points in 8.3 minutes per game in 24 games played.

EBERT IS A HELPER

- Sophomore **Emilee Ebert** has handed out a career-high 75 assists this season.
- Ebert leads K-State with a career-best 3.1 assists per game.
- Of her 91 career assists, 82.4 percent have come in the 2020-21 season.
- She has eight games this season with five or more assists, including a career-high seven against West Virginia on March 3.

SOPHOMORE (2020-21)

Made her first career start and responded with career-highs of four rebounds, six assists, four blocks and a steal in 26 minutes of action against Southern (11/29)... Also added four points on 2-of-5 shooting... Notched five points, four rebounds and two assists at Central Arkansas (12/5)... Scored six points and blocked three shots against Idaho State (12/8)... Tallied a career-high 12 points and added five rebounds and four assists against Kansas City (12/14)... Registered seven points, six assists, four rebounds, one steal and one block against Iowa State (12/18)... Carded six points, five rebounds and four assists at Texas Tech (2/3)... Notched 15 points with five rebounds, six assists, three steals and two blocks against Kansas (2/13)... Tallied a career-high 19 points on 6-of-11 shooting with five rebounds against Texas Tech (2/24).


FRESHMAN (2019-20)

Tallied 24 games with 199 minutes played (8.3 mpg)... Notched 35 points (1.5 ppg), 15 rebounds (0.6 rpg) and 16 assists (0.7 apg)... Tallied a field goal percentage of .368 (14-of-38) including a .364 three-point field goal percentage (4-of-11)... Was 3-of-8 from the free throw line... Pocketed three steals.

EBERT'S CAREER STATISTICS

YEAR	G-GS	MIN-AVG.	FGM-FGA	PCT	3PT-A	PCT	FTM-FTA	PCT	O-D-T	AVG	PF-D	A	TO	BLK	ST	PTS-AVG
2019-20	24-0	199-8.3	14-38	.368	4-11	.364	3-8	.375	1-14-15	0.6	10-0	16	17	0	3	35-1.5
2020-21	24-24	745-31.0	44-125	.352	15-50	.300	42-56	.750	9-80-89	3.7	56-2	75	50	23	20	145-6.0
TOTAL	48-24	944-19.7	58-163	.356	19-61	.311	45-64	.703	10-94-104	2.2	66-2	91	67	23	23	180-3.8

+ + + + +



33 | ASHLEY RAY

C | 6-4 | SR. - 2L | GIRARD, KAN. (GIRARD HS)

- Shortest last name in program history.

RAY'S TROPHY CASE

- Spring 2019 Big 12 Commissioner's Honor Roll
- 2019 Student-Athlete Development Award

POINTS

2020-21 Season	2, five times
Career	9, twice

FIELD GOALS MADE/ATTEMPTED

2020-21 Season	1, four times/ 3, at Baylor (2/27/21)
Career	4, twice/ 6, vs. Chicago St. (12/18/17)

3-PT. FIELD GOALS MADE/ATTEMPTED

2020-21 Season	-/-
Career	-/-

FREE THROWS MADE/ATTEMPTED

2020-21 Season	2, vs. Idaho St. (12/8/20)/ 2, three times
Career	4, vs. SFA (11/10/17)/ 4, four times

REBOUNDS

2020-21 Season	3, at Central Arkansas (12/5/20)
Career	7, vs. Chicago State (12/18/17)

ASSISTS

2020-21 Season	2, vs. Baylor (2/7/21)
Career	2, vs. Baylor (2/7/21)

BLOCKS

2020-21 Season	2, twice
Career	3, at Iowa State (1/2/19)

STEALS

2020-21 Season	1, vs. Texas (12/21/20)
Career	1, five times

MINUTES

2020-21 Season	14, at Central Arkansas (12/5/20)
Career	18, twice

MISCELLANEOUS CAREER STATS

Double-Figure Scoring Games	0
20+ Point Games	0
Double-Figure Rebounding Games	0
Double-Doubles	0
5+ Rebound Games	2
5+ Assist Games	0
2+ Steal Games	0
2+ Block Games	6

2020-21 GAME-BY-GAME

Opponent	Min	FG	3FG-3FGA	FT-FTA	O-D-Reb	PF	A	TO	Bk	St	Pts
Southern	4	0-0	0-0	0-0	0-0-0	0	1	0	0	0	0
Kentucky	10	1-2	0-0	0-0	1-1-2	0	1	0	1	0	2
at Central Arkansas +	14	0-0	0-0	0-0	2-1-3	2	0	1	2	0	0
Idaho State +	6	0-1	0-0	2-2	0-1-1	0	0	1	0	0	2
South Dakota State					DNP - Coach's Decision						
Omaha	2	1-1	0-0	0-0	0-1-1	0	0	0	0	0	2
Kansas City	6	0-0	0-0	0-0	0-0-0	0	0	0	0	0	0
at Iowa State *	1	0-0	0-0	0-0	0-0-0	1	0	0	0	0	0
Texas *	12	0-0	0-0	0-0	0-0-0	2	0	0	0	1	0
at West Virginia *	3	0-0	0-0	0-0	0-0-0	0	0	0	0	0	0
at Kansas *	2	0-1	0-0	0-0	1-1-2	0	0	1	0	0	0
Oklahoma State *	6	0-1	0-0	0-2	1-0-1	0	0	0	0	0	0
Iowa State *					DNP - Coach's Decision						
Oklahoma *					DNP - Coach's Decision						
at Texas Tech *	6	0-0	0-0	0-0	0-0-0	2	0	0	0	0	0
Baylor *	6	1-2	0-0	0-0	0-0-0	0	2	0	0	0	2
at TCU *	2	0-0	0-0	0-0	0-0-0	0	0	0	0	0	0
Kansas *	3	0-0	0-0	0-0	0-0-0	0	0	1	1	0	0
at Oklahoma State *	3	0-0	0-0	1-2	0-1-1	0	0	0	1	0	1
at Texas *	8	0-0	0-0	0-0	0-0-0	2	0	0	2	0	0
Texas Tech *	6	0-0	0-0	0-0	0-1-1	3	0	0	0	0	0
at Baylor *	10	1-3	0-0	0-0	0-1-1	1	1	2	0	0	2
TCU *	5	0-1	0-0	1-2	1-1-2	2	0	1	0	0	1
West Virginia *	1	0-0	0-0	0-0	0-1-1	0	0	0	0	0	0
at Oklahoma *											

+ starts | * Big 12 | ^ Big 12 Championships | % WNIT | \$ NCAA Tournament

SENIOR (2020-21)

Saw her first action of the season against Southern (11/29) and dished out an assist in four minutes... Came off the bench (12/3) against Kentucky and tallied two points, two rebounds and a block in 10 minutes... Tallied two points and two assists against Baylor (2/7).

JUNIOR (2019-20)

Missed final 21 games of the season with an injury... Played in eight games with 53 minutes played (6.6 mpg)... Carded four points (0.5 ppg), eight rebounds (1.0 rpg), two assists (0.3 apg) and two blocks (0.3 bpg)... Pulled in a season-high four rebounds against UIC (11/11).

SOPHOMORE (2018-19)

Played in a career-high 33 games and made a career-high four starts... All four starts came in Big 12 play... Logged a career-high 251 minutes of action (7.6 mpg)... Tallied 41 points (1.2 ppg)... Notched a career-high 18 made field goals and a career-best field goal percentage (18-of-42; .429)... Pulled in a career-high 37 rebounds (1.1 rpg)... Blocked seven shots (0.2 bpg) and pocketed four steals... Carded four points and three rebounds against DePaul (11/23)... Added two points and two rebounds against Lamar (12/5)... Tallied four points and an assist against Central Arkansas (12/20)... Recorded five points, two rebounds, one block and one steal in 12 minutes off the bench against Northern Iowa (12/29)... Tallied four points, five rebounds and a career-high three blocks at Iowa State (1/2)... Registered five points, two rebounds, one assist and a steal against Oklahoma (1/5)... Made her first start of the season against Texas (1/16) and responded with five points and two rebounds in 16 minutes.

RAY'S CAREER STATISTICS

YEAR	G-GS	MIN-AVG.	FGM-FGA	PCT	3PT-A	PCT	FTM-FTA	PCT	O-D-T	AVG	PF-D	A	TO	BLK	ST	PTS-AVG
2017-18	31-3	230-7.4	16-39	.410	0-0	.000	11-27	.407	12-20-32	1.0	39-2	1	17	12	5	43-1.4
2018-19	33-4	251-7.6	18-42	.429	0-0	.000	5-10	.500	14-23-37	1.1	35-0	2	16	7	4	41-1.2
2019-20	8-0	53-6.6	2-6	.333	0-0	.000	0-6	.000	0-8-8	1.0	3-0	2	3	2	0	4-0.5
2020-21	21-2	117-5.6	4-12	.333	0-0	.000	4-8	.500	6-10-16	0.8	14-0	5	9	7	1	12-0.6
TOTAL	93-9	651-7.0	40-99	.404	0-0	.000	20-51	.392	32-61-93	1.0	91-2	10	45	28	10	100-1.1

+ + + + +



41 | TAYLOR LAUTERBACH

C | 6-7 | FR. - HS | APPLETON, WIS. (APPLETON WEST HS)

- Tallest player in program history
- Third player in program history from the state of Wisconsin.

2020-21 GAME-BY-GAME

POINTS

2020-21 Season	9, at Central Arkansas (12/5/20)
Career	9, at Central Arkansas (12/5/20)

FIELD GOALS MADE/ATTEMPTED

2020-21 Season	3, twice/ 9, vs. Idaho St. (12/8/20)
Career	3, twice/ 9, vs. Idaho St. (12/8/20)

3-PT. FIELD GOALS MADE/ATTEMPTED

2020-21 Season	1, at Baylor (2/27/21)/ 2, at Baylor (2/27/21)
Career	1, at Baylor (2/27/21)/ 2, at Baylor (2/27/21)

FREE THROWS MADE/ATTEMPTED

2020-21 Season	3, at C. Arkansas (12/5/20)/ 8, at C. Arkansas (12/5/20)
Career	3, at C. Arkansas (12/5/20)/ 8, at C. Arkansas (12/5/20)

REBOUNDS

2020-21 Season	16, vs. Idaho St. (12/8/20)
Career	16, vs. Idaho St. (12/8/20)

ASSISTS

2020-21 Season	3, vs. Idaho St. (12/8/20)
Career	3, vs. Idaho St. (12/8/20)

BLOCKS

2020-21 Season	6, at Central Arkansas (12/5/20)
Career	6, at Central Arkansas (12/5/20)

STEALS

2020-21 Season	-
Career	-

MINUTES

2020-21 Season	28, vs. Idaho St. (12/8/20)
Career	28, vs. Idaho St. (12/8/20)

MISCELLANEOUS CAREER STATS

Double-Figure Scoring Games	-
20+ Point Games	-
Double-Figure Rebounding Games	2
5+ Rebound Games	3
Double-Figure Assist Games	-
5+ Assist Games	-
Double-Doubles	-
4+ Block Games	1
2+ Block Games	4
4+ Steal Games	-
2+ Steal Games	-
4+ Made 3-Pt. FGs	-
2+ Made 3-Pt. FGs	-

Opponent	Min	FG	3FG-3FGA	FT-FTA	O-D-Reb	PF	A	TO	Bk	St	Pts
Southern	9	2-3	0-1	0-2	1-2-3	2	0	0	0	0	4
Kentucky	16	1-2	0-0	1-1	1-4-5	2	0	1	0	0	3
at Central Arkansas	26	3-7	0-1	3-8	2-10-12	2	0	4	6	0	9
Idaho State	28	1-9	0-1	2-3	8-8-16	4	3	0	2	0	4
South Dakota State	14	1-2	0-0	0-0	0-4-4	1	0	2	0	0	2
Omaha	9	1-1	0-0	0-0	0-0-0	1	0	1	0	0	2
Kansas City	6	1-3	0-0	0-2	2-1-3	0	0	1	0	0	2
at Iowa State *	4	0-0	0-0	0-0	0-1-1	1	0	1	0	0	0
Texas *	11	0-0	0-0	0-0	0-1-1	3	0	2	1	0	0
at West Virginia *	2	0-0	0-0	0-0	0-0-0	1	0	0	0	0	0
at Kansas *	1	0-0	0-0	0-0	0-0-0	0	0	0	0	0	0
Oklahoma State *	6	0-2	0-0	0-0	1-1-2	1	0	2	0	0	0
Iowa State *	DNP - Coach's Decision										
Oklahoma *	DNP - Coach's Decision										
at Texas Tech *	14	3-4	0-0	0-0	1-1-2	1	1	1	2	0	6
Baylor *	8	0-0	0-0	0-0	0-1-1	1	0	0	1	0	0
at TCU *	DNP - Coach's Decision										
Kansas *	3	0-1	0-1	0-0	0-0-0	0	1	1	0	0	0
at Oklahoma State *	4	0-0	0-0	0-2	1-1-2	1	0	0	0	0	0
at Texas *	16	1-2	0-0	0-0	1-0-1	0	0	1	0	0	2
Texas Tech *	2	0-0	0-0	0-0	0-0-0	0	0	0	0	0	0
at Baylor *	18	2-3	1-2	1-2	1-2-3	2	0	0	3	0	6
TCU *	4	1-2	0-0	0-0	1-0-1	0	0	0	0	0	2
West Virginia *	1	0-0	0-0	0-0	0-1-1	1	1	0	0	0	0
at Oklahoma *											

+ starts | * Big 12 | ^ Big 12 Championships | % WNIT | \$ NCAA Tournament

LAUTERBACH IN THE LANE

- Freshman **Taylor Lauterbach** has been strong on the glass and on the defensive end of the floor this season for the Wildcats.
- Lauterbach has pulled in 2.8 rebounds per game. She also is third on the team in blocks per game with 0.7.
- Against Idaho State on December 8, Lauterbach registered a career-high 16 rebounds and added two blocks. She was the first Wildcat to pull in 15 or more rebounds and block two or more shots in a game since Ayoka Lee against TCU on Feb. 19, 2020.
- At Central Arkansas on December 5, Lauterbach registered 12 rebounds and a career-high six blocks.
- At Baylor on February 27, Lauterbach notched six points, three rebounds and three blocks off the bench. She connected on her first career 3-point field goal and is the tallest player in program history to make a 3-point field goal.

K-STATE BLOCKS IN A FRESHMAN SEASON

Rk.	Player (Season)	Blocks
1.	Ayoka Lee (2019-20)	91
2.	Marlies Gipson (2005-06)	62
3.	Breanna Lewis (2013-14)	44
4.	Shana Wheeler (2004-05)	37
5.	Tina Dixon (1982-83)	33
6.	Brie Madden (2001-02)	27

K-STATE CAREER 5+ BLOCK GAMES

Rk.	Player (Seasons)	Games
1.	Marlies Gipson (2005-09)	14
	Breanna Lewis (2013-17)	14
3.	Ayoka Lee (2018-present)	9
4.	Nicole Ohlde (2000-04)	6
5.	Shana Wheeler (2004-08)	3
	Peyton Williams (2016-20)	3
7.	Olga Firsova (1998-00)	2
8.	Shelley Hughes (1980-82)	1
	Kali Jones (2017-19)	1
	Taylor Lauterbach (2020-present)	1

FRESHMAN (2020-21)

Came off the bench against Southern (11/29) and recorded four points and three rebounds in nine minutes of action... Recorded 16 minutes off the bench against Kentucky (12/3) and tallied three points and five rebounds... Registered a career-high nine points, 12 rebounds and six blocks at Central Arkansas (12/5)... Tallied a career-high 16 rebounds and three assists while scoring four points and blocking two shots against Idaho State (12/8)... Tallied six points, two rebounds, two blocks and an assist at Texas Tech (2/3)... Carded six points, three rebounds and three blocks at Baylor (2/27).

HIGH SCHOOL

Ranked 85th overall by Prospects Nation in the Class of 2020... Ranked as the 13th center in the nation by ESPNW Hoopgurlz for the Class of 2020... Ranked 13th among post players by Prospects Nation in the Class of 2020... Ranked ninth among seniors in the state of Wisconsin... 2020 McDonald's All-American Game nominee... 2020 Wisconsin Basketball Coaches Association (WBCA) D1 All-State Honorable Mention... 2020 All-Fox Valley Association First Team... 2020 All-Fox Valley Association All-Defensive Team... Registered 16.7 ppg, 11.0 rpg and 2.2 bpg in 2019-20... Two-time All-Fox Valley Association Second Team... Averaged 12.2 points, 8.6 rebounds and 2.6 blocks in 2019.

LAUTERBACH'S CAREER STATISTICS

YEAR	G-GS	MIN-AVG.	FGM-FGA	PCT	3PT-A	PCT	FTM-FTA	PCT	O-D-T	AVG	PF-D	A	TO	BLK	ST	PTS-AVG
2020-21	21-0	203-9.7	17-41	.415	1-6	.167	7-20	.350	20-38-58	2.8	24-0	6	17	15	0	42-2.0
TOTAL	21-0	203-9.7	17-41	.415	1-6	.167	7-20	.350	20-38-58	2.8	24-0	6	17	15	0	42-2.0



43 | CHRISTIANNA CARR

G | 6-1 | JR. - 2L | MANHATTAN, KAN. (MANHATTAN HS)

CAREER

Needs 76 points to become the 44th player in program history with 1,000 or more career points... 10th in school history for career 3-pt field goals made (162)... 10th on the K-State career list for 3-point field goal attempts (524)... Ranks second for career 3-point field goals made by a player 6'0" or taller.

2020-21 GAME-BY-GAME

Opponent	Min	FG	3FG-3FGA	FT-FTA	O-D-Reb	PF	A	TO	Bk	St	Pts
Southern +	30	5-11	3-7	2-2	1-3-4	0	2	2	1	1	15
Kentucky +	33	5-14	4-9	1-2	1-4-5	2	0	2	1	0	15
at Central Arkansas +	28	2-7	0-0	4-5	1-3-4	2	1	2	0	0	8
Idaho State +	34	9-18	5-10	1-1	1-4-5	3	1	4	0	0	24
South Dakota State +	35	4-14	2-9	2-5	1-3-4	1	5	9	2	1	12
Omaha +	24	4-10	3-8	0-0	1-9-10	2	0	3	0	2	11
Kansas City +	20	3-9	3-7	0-0	0-2-2	2	1	2	1	1	9
at Iowa State * +	33	4-11	3-6	0-0	0-3-3	3	5	2	0	0	11
Texas * +	32	6-12	1-3	0-0	0-6-6	3	1	3	0	1	13
at West Virginia * +	33	5-13	5-9	0-0	0-2-2	2	1	2	0	0	15
at Kansas * +	37	9-19	2-6	4-6	4-2-6	4	0	4	0	0	24
Oklahoma State * +	35	6-17	2-5	0-1	0-3-3	0	0	3	0	0	14
Iowa State * +	33	5-11	0-2	4-5	1-5-6	4	5	1	0	0	14
Oklahoma * +	37	5-14	4-11	3-4	0-3-3	2	3	3	0	0	17
at Texas Tech * +	42	8-20	2-7	0-0	0-5-5	4	2	1	0	1	18
Baylor *				DNP - Injured							
at TCU * +	32	3-12	1-6	0-0	0-6-6	1	4	3	1	0	7
Kansas *				DNP - Injured							
at Oklahoma State *				DNP - Injured							
at Texas * +	34	3-13	2-5	4-4	0-3-3	2	0	4	2	2	12
Texas Tech * +	32	6-15	2-6	10-11	1-10-11	1	3	3	0	0	24
at Baylor * +	18	3-13	1-5	0-0	0-1-1	4	0	3	0	0	7
TCU * +	38	8-11	4-6	11-12	2-7-9	2	1	3	1	0	31
West Virginia * +	34	5-20	2-8	3-4	1-4-5	0	1	3	0	1	15
at Oklahoma *											

+ starts | * Big 12 | ^ Big 12 Championships | % WNIT | \$ NCAA Tournament

CARR'S TROPHY CASE

- Won 2019 Red Bull USA 3X East Regional
- 2019 Big 12 All-Freshman Team
- 2019 *Waco Tribune* Big 12 All-Freshman Team
- Two-time USBWA National Freshman of the Week (1/22 & 3/5)
- Two-time Big 12 Freshman of the Week (1/21 & 3/4)

POINTS

2020-21 Season	31, vs. TCU (3/1/21)
Career	31, vs. TCU (3/1/21)

FIELD GOALS MADE/ATTEMPTED

2020-21 Season	9, twice/20, twice
Career	9, twice/ 20, three times

3-PT. FIELD GOALS MADE/ATTEMPTED

2020-21 Season	5, twice/11, vs. Oklahoma (1/31/21)
Career	5, four times/ 13, twice

FREE THROWS MADE/ATTEMPTED

2020-21 Season	11, vs. TCU (3/1/21)/12, vs. TCU (3/1/21)
Career	11, vs. TCU (3/1/21)/12, vs. TCU (3/1/21)

REBOUNDS

2020-21 Season	11, vs. Texas Tech (2/24/21)
Career	11, vs. Texas Tech (2/24/21)

ASSISTS

2020-21 Season	5, three times
Career	5, three times

BLOCKS

2020-21 Season	2, twice
Career	3, vs. West Virginia (3/9/19)

STEALS

2020-21 Season	2, twice
Career	4, vs. UTRGV (12/28/19)

MINUTES

2020-21 Season	42, at Texas Tech (2/3/21)
Career	43, at Oklahoma (2/16/20)

MISCELLANEOUS CAREER STATS

Double-Figure Scoring Games	43
30+ Point Games	1
20+ Point Games	12
Double-Figure Rebounding Games	2
Double-Doubles	2
5+ Rebound Games	20
5+ Assist Games	3
2+ Block Games	4
4+ Steal Games	1
2+ Steal Games	10
4+ Made 3-Pt. FGs	16
2+ Made 3-Pt. FGs	46

CARR'S CAREER STATISTICS

YEAR	G-GS	MIN-AVG.	FGM-FGA	PCT	3PT-A	PCT	FTM-FTA	PCT	O-D-T	AVG	PF-D	A	TO	BLK	ST	PTS-AVG
2018-19	33-31	967-29.3	109-339	.322	56-194	.289	51-71	.718	22-69-91	2.8	81-1	24	68	14	30	325-9.8
2019-20	29-29	792-27.3	94-316	.297	55-195	.282	40-56	.714	12-69-81	2.8	57-0	50	66	9	16	283-9.8
2020-21	21-21	672-32.0	108-284	.380	51-135	.378	49-62	.790	15-88-103	4.9	44-0	36	62	9	10	316-15.0
TOTAL	83-81	2431-29.3	311-939	.331	162-524	.309	140-189	.741	49-226-275	3.3	182-1	110	196	32	56	924-11.1

+ + + + +

CARR WITH 3 ON THE FLOOR

- Christianna Carr is leading the Wildcats in scoring and from behind the arc to begin the season.
- Carr is second on the team and 15th in the Big 12 in scoring with a career-best 15.05 points per game.
- Against TCU, Carr recorded her 11th career game with 20 or more points with a career-high 31 points.
- She is the 27th player to score 30 or more points in a game in school history.
- In her career, Carr has made 162 three-pointers and ranks 10th in school history for career 3-point field goals made.
- This season, Carr is shooting a career-best 37.8 percent (51-of-135) from 3-point range. She ranks 44th in the nation for total 3-point field goals made. With her 51 connections this season, Carr has notched three straight seasons with 50 or more made 3-pointers made.
- Carr has 46 career games with two or more 3-point field goals made including 16 games with four or more and a career-high of five four times.
- Carr ranks second for 3-point field goals made by a player 6'0" or taller in school history.

PLAYERS 6'0" OR TALLER W/ 100+ 3-PT FGS MADE - CAREER

Rk.	Player (Years)	3-Pt FGS	Height
1.	Rachel Ranke (2017-present)	222	6'1"
2.	Christianna Carr (2018-present)	162	6'1"
3.	Kaylee Page (2015-18)	151	6'2"

GLASS CARR

- Guard Christianna Carr is on a career-high pace on the boards to begin the season.
- Carr is averaging a career-high 4.9 rebounds per game and has a career-high 11 games with five or more boards this season.
- The junior from Manhattan, Kansas, pulled down a career-high 11

rebounds against Texas Tech on February 24.

- In her career, Carr has 20 games with five or more rebounds. She has tallied four career games with five or more rebounds and four or more 3-point field goals made.
- In K-State history, Carr ranks tied for second among all players 6'0" and taller for career games with five or more rebounds and four or more made 3-point field goals.

K-STATE PLAYERS 6'0" + W/ 5+ REBS & 4+ 3-PT FGS MADE

Rk.	Player (Years)	Games	Height
1.	Rachel Ranke (2017-present)	6	6'1"
2.	Kaylee Page (2015-18)	4	6'2"
	Christianna Carr (2018-present)	4	6'1"
4.	Megan Mahoney (2001-05)	2	6'0"

JUNIOR (2020-21)

Tallied 15 points on 5-of-11 shooting including 3-of-7 from deep against Southern (11/29)... Notched a team-high 15 points on 5-of-14 shooting including 4-of-9 from beyond the arc with five rebounds and a block against Kentucky (12/3)... Tied her career-high with 24 points on a career-best 9-of-18 shooting including 5-of-10 from deep against Idaho State (12/8)... First career double-double with 11 points and 10 rebounds against Omaha (12/12)... Tallied 15 points at West Virginia (1/20)... Registered 24 points and six rebounds at Kansas (1/23)... Notched 14 points, six rebounds and five assists against Iowa State (1/28)... Carded 17 points, three rebounds and three assists against Oklahoma (1/31)... Tallied 18 points, five rebounds and two assists at Texas Tech (2/3)... Registered a double-double with 24 points and 11 rebounds against Texas Tech (2/24)... Recorded a career-high 31 points on 8-of-11 shooting including a 4-of-6 effort from beyond the arc while adding a career-high 11-of-12 performance at the free throw line against TCU (3/1)... Added nine rebounds against the Horned Frogs... Carded 15 points and five rebounds against West Virginia (3/3).



50 | AYOKA LEE

C | 6-6 | SO. - 1L | BYRON, MINN. (BYRON HS)

2021 All-America candidate | 2021 Big 12 Player of the Year candidate

- Tied with Olga Firsova (1998-00) as the second tallest player in program history
- 13th player in K-State WBB history from the state of Minnesota; joins fellow K-State teammate, Rachel Ranke
- Tied with Ashley Ray for the shortest last name in program history.

CAREER

29th in school history for career rebounds (513)... Owns school record for career rebound average (10.1)... Third for career field goal percentage (.585)... Fifth for career blocks (129)... Third in program history for career five-block games (9)... Seventh in school history for career double-doubles (26)... First player in program history with a 20-20 double-double in a game.

2020-21 GAME-BY-GAME

Opponent	Min	FG	3FG-3FGA	FT-FTA	O-D-Reb	PF	A	TO	Bk	St	Pts
Southern +	28	8-15	0-0	1-2	5-4-9	1	1	0	4	0	17
Kentucky +	4	0-1	0-0	2-2	1-3-4	0	0	0	0	0	2
at Central Arkansas				DNP - Injured							
Idaho State				DNP - Injured							
South Dakota State +	24	7-10	0-0	4-5	4-5-9	3	0	2	1	1	18
Omaha +	28	6-12	0-0	9-12	2-3-5	2	0	1	2	3	21
Kansas City +	26	12-16	0-0	7-8	9-5-14	2	0	2	2	0	31
at Iowa State * +	35	7-10	0-0	6-10	0-3-3	2	3	1	1	0	20
Texas * +	17	3-4	0-0	3-4	1-1-2	5	0	2	4	1	9
at West Virginia * +	36	6-9	0-0	4-4	3-9-12	4	0	1	1	1	16
at Kansas * +	35	2-10	0-0	10-10	6-6-12	0	1	2	3	0	14
Oklahoma State * +	16	3-7	0-0	2-2	1-5-6	4	0	1	1	0	8
Iowa State * +	28	7-12	0-0	5-5	1-11-12	3	0	1	1	0	19
Oklahoma * +	39	15-23	0-0	7-10	6-12-18	4	0	1	2	0	37
at Texas Tech * +	20	7-8	0-0	5-6	0-5-5	5	1	2	0	1	19
Baylor * +	34	9-16	0-0	3-3	3-2-5	0	0	2	1	1	21
at TCU * +	38	10-18	0-0	6-7	1-5-6	2	1	2	2	1	26
Kansas * +	37	13-22	0-0	2-2	6-10-16	3	2	0	7	3	28
at Oklahoma State * +	37	12-19	0-0	3-4	2-5-7	3	0	3	2	1	27
at Texas * +	13	1-3	0-0	3-4	1-3-4	5	0	0	0	0	5
Texas Tech * +	23	5-7	0-0	2-3	5-3-8	4	0	1	2	1	12
at Baylor * +	16	3-4	0-0	2-2	1-1-2	4	1	0	0	1	8
TCU * +	36	9-13	0-0	11-14	2-7-9	4	0	1	1	2	29
West Virginia * +	38	11-18	0-0	4-6	9-5-14	4	3	2	1	0	26
at Oklahoma *											

+ starts | * Big 12 | ^ Big 12 Championships | % WNIT | \$ NCAA Tournament

NOBODY DOES IT LIKE AYOKA LEE

- **Ayoka Lee** averaging a career-best 18.8 points per game (413 points) this season. She ranks eighth in the Big 12 and 50th in the nation in scoring. Nationally among centers, Lee ranks third in the nation for scoring average.
- Her scoring average this season is the highest by a Wildcat since Brittany Chambers set the school record at 21.0 per game in 2012-13.
- With her 413 points this season, Lee is the 17th player in program history to register two or more consecutive seasons with 400 or more points scored.
- She has scored in double figures in 17 games this season including a career-high streak of four straight games with 20 or more points. Lee has scored in double figures in 44 career games, including 19 games with 20 or more points.
- According to HerHoopStats.com, Lee leads the Big 12 and ranks fifth in the nation in PER (39.5). PER measures a player's value based on their box score stats.
- Against Oklahoma on January 31, Lee scored a career-high 37 points on 15-of-23 shooting from the field and 7-of-10 from the free throw line.
- Her 37 points set the school record for points in a conference game and broke the record for points in a game by a sophomore. Overall, it was the fifth-highest single-game total in school history and the most points scored by a Wildcat since Brittany Chambers set the school record with 42 against Texas Southern on March 21, 2013.
- She is the 11th player in program history to score 30 or more points in a game twice in a career.
- Earlier this season, Lee scored 31 points on 12-of-16 shooting against Kansas City.
- In her career, Lee has scored 869 points in 51 career games (17.0 ppg). Her career scoring average of 17.0 ranks fourth in school history.

LEE EFFICIENT FROM THE FIELD

- **Ayoka Lee** continues to put the ball in the hoop at a high rate and is among the top-five on the K-State career field goal percentage list.
- In her career, Lee has a field goal percentage of .585 (340-of-581) and ranks third in program history for career field goal percentage.
- This season, Lee is shooting a career-high .607 (156-of-257) from the field and leads the Big 12 and ranks fourth in the nation for field goal percentage. Among centers, Lee ranks second in the nation in field goal percentage and leads all sophomore centers.
- Lee is the only player in NCAA Division I this season to shoot 60.0 percent or better from the field (min. 5 FGs made/game) and 80.0 percent or better from the foul line (min. 2.5 FTs made/game).
- Lee has 36 career games with a field goal percentage of .500 or better. She has made 10 or more field goals in a game 11 times in her career.
- Against Oklahoma, Lee was 15-of-23 (.652) from the floor. This was her 30th career game with five or more made field goals.
- With her 15 made field goals against Oklahoma, Lee tied the school record for field goals made in a conference game and tied for the fourth-most field goals made in a game in program history. It was the most field goals made since Brittany Chambers made 15 against Texas Southern on March 21, 2013.
- The 23 field goals attempted set a new career-high. Her 16 attempts in the second half tied the school record for field goals in a half and were the most in a half since Kendra Wecker attempted 16 at Baylor on February 8, 2003.

K-STATE FG PCT - SINGLE SEASON (MIN. 150 ATTEMPTS)

Rk.	Player (Season)	FG Pct. (FGM-FGA)
1.	Tina Dixon (1983-84)	.629 (134-213)
2.	Ayoka Lee (2020-21)	.607 (156-257)
3.	Angie Bonner (1983-84)	.605 (161-266)
4.	Angie Bonner (1982-83)	.584 (184-315)
5.	Tina Dixon (1982-83)	.581 (108-186)

LEE'S TROPHY CASE

- 2021 Big 12/Dr. Lage Academic Achievement Award
- 2021 Lisa Leslie Award Top-10
- 2021 Wade Trophy Watch List
- 2021 Women's Jersey Mike's Naismith Trophy Watch List
- 2021 Wooden Award Watch List
- 2020-21 Preseason All-Big 12 Team (unanimous selection)
- 2020 Her Hoop Stats Feb 15 Freshman Team
- 2020 Big 12 Freshman of the Year
- 2020 All-Big 12 First Team
- 2020 Big 12 All-Freshman Team (unanimous selection)
- 2020 *Waco Tribune* Big 12 Freshman of the Year
- 2020 *Waco Tribune* Big 12 All-Freshman Team
- 2020 Academic All-Big 12 First Team
- Two-time USBWA National Freshman of the Week
- 12-time Big 12 Freshman of the Week
- Junkanoo Jam All-Tournament Team - Bimini Division
- Won 2019 Red Bull USA 3X East Regional
- Two-time Big 12 Commissioner's Honor Roll

Points

2020-21 Season	37, vs. Oklahoma (1/31/21)
Career	37, vs. Oklahoma (1/31/21)

Field Goals Made/Attempted

2020-21 Season	15, vs. Oklahoma (1/31/21)/23, vs. Oklahoma (1/31/21)
Career	15, vs. Oklahoma (1/31/21)/23, vs. Oklahoma (1/31/21)

3-pt. Field Goals Made/Attempted

2020-21 Season	-/-
Career	-/-

Free Throws Made/Attempted

2020-21 Season	11, vs. TCU (3/1/21)/14, vs. TCU (3/1/21)
Career	12, at Kansas City (12/14/19)/14, vs. TCU (3/1/21)

Rebounds

2020-21 Season	18, vs. Oklahoma (1/31/21)
Career	20, vs. Oklahoma (1/25/20)

Assists

2020-21 Season	3, twice
Career	3, twice

Blocks

2020-21 Season	7, vs. Kansas (2/13/21)
Career	7, vs. Kansas (2/13/21)

Steals

2020-21 Season	3, twice
Career	3, four times

Minutes

2020-21 Season	39, vs. Oklahoma (1/31/21)
Career	39, twice

MISCELLANEOUS CAREER STATS

Double-Figure Scoring Games	44
30+ Point Games	2
20+ Point Games	19
Double-Figure Rebounding Games	28
20+ Rebound Games	1
Double-Doubles	26
5+ Rebound Games	46
4+ Block Games	15
2+ Block Games	34
2+ Steal Games	9

LEE SETS DOUBLE-DOUBLE MARK

- **Ayoka Lee** was a double-double machine at the start of her K-State career in 2019-20 and has continued into the 2020-21 season.
- Lee has seven double-doubles this season and has boosted her career total to 26, which ranks seventh in school history for career double-doubles. She is the fastest player in program history to 26 career double-doubles.
- Lee recorded her first double-double this season in grand fashion with 31 points and 14 rebounds against Kansas City on December 14. Lee is the 11th player in program history to register a double-double with 30 or more points and 10 or more rebounds.
- Lee's fifth double-double of the season put her in exclusive company in school history. Against Oklahoma, Lee notched a career-high 37 points and pulled in 18 rebounds. She is the fifth player to notch a double-double of 30 or more points and 15 or more rebounds.
- Against Kansas, Lee tallied 28 points, 16 rebounds and seven blocks. This was her eighth career game with a double-double and five or more blocks, improving on her own school record. This was also her third career game with 20 or more points, 15 or more rebounds and five or more blocks.
- In the 2019-20 season, the center from Byron, Minnesota, set the school record for double-doubles in a season with 19 and ranked tied for 8th in Big 12 history for double-doubles in a single season.
- Lee achieved a rare single-game milestone, as she became the first player in program history with 20 or more points and 20 or more rebounds in the same game, achieving the feat against Oklahoma on January 25, 2020 (23 points, 20 rebounds).
- Lee set a school record with six straight double-doubles from February 8 to February 29. She is just the third player to card two or more double-double streaks of four or more games in a career.

K-STATE DOUBLE-DOUBLES | CAREER

Rk.	Player (Seasons)	Double-Doubles
1.	Kendra Wecker (2001-05)	52
2.	Nicole Ohlde (2000-04)	39
3.	Peyton Williams (2016-20)	33
4.	Tammie Romstad (1978-82)	28
5.	Shanele Stires (1992-95)	27
	Carlisa Thomas (1983-87)	27
7.	Ayoka Lee (2018-present)	26

LEE AT THE CHARITY STRIPE

- **Ayoka Lee** has been a solid free throw shooter during the early stages of her career and etched her name among the top single-game performances in program history.
- The sophomore from Byron, Minnesota, is shooting 75.6 percent (189-of-250) from the foul line in her career. This season, Lee is shooting a career-best 80.8 percent (101-of-125) and ranks seventh in the Big 12. She ranks 30th in the nation in free throws made and 37th in the nation in free throws attempted.
- Her 101 free throws made are a new career-high and are the most free throws made by a Wildcat since Peyton Williams made 115 in the 2018-19 season.
- Against Kansas on Jan. 23, Lee was a perfect 10-of-10 from the line. She is the ninth player in school history and the 10th time overall to finish a game perfect from the line with at least 10 or more attempts.
- Against TCU on March 1, Lee was 11-of-14 from the foul line. The 14 attempts were a career-high.
- She has 15 career games with five or more connections from the foul line including a career-high 12-of-13 effort at Kansas City on Dec. 14, 2019.
- Lee made 25 consecutive free throws from December 21 to January 31. It is the fifth-longest consecutive free throw streak in program history.

LEE'S CAREER STATISTICS

YEAR	G-GS	MIN-AVG.	FGM-FGA	PCT	3PT-A	PCT	FTM-FTA	PCT	O-D-T	AVG	PF-D	A	TO	BLK	ST	PTS-AVG
2018-19																
2019-20	29-29	924-31.9	184-324	.568	0-0	.000	88-125	.704	126-205-331	11.4	88-1	13	47	91	24	456-15.7
2020-21	22-22	604-27.5	156-257	.607	0-0	.000	101-125	.808	69-113-182	8.3	64-3	13	27	38	17	413-18.8
TOTAL	51-51	1528-30.0	340-581	.585	0-0	.000	189-250	.756	195-318-513	10.1	152-4	26	74	129	41	869-17.0

+ + + + +

LEE JOINS 500 REBOUND CLUB

- **Ayoka Lee** has continued to own the glass in her K-State career, reaching the 500-rebound milestone in her 51st career game.
- Lee ranks tied for 29th in school history for career rebounds with 513. She owns the school record for career rebounding average at 10.1 rebounds per game. She is the 33rd player in program history to pull in 500 or more rebounds in a career.
- This season, Lee is averaging 8.3 rebounds per game including 3.14 offensive boards per game. Lee ranks sixth in the Big 12 in rebounding and fourth in the Big 12 in offensive rebounds per game.
- In the 2019-20 season, Lee averaged 11.4 rebounds per game, a total of 331 rebounds. She set the school record for rebounds in a freshman season and ranked second for rebounds in a single season in school history.
- Lee ranked second in the Big 12 on the boards and first among the league's freshmen. She ranked tied for 10th in the nation in rebounding average and second among all freshmen in NCAA Division I. Among centers in the nation, Lee ranked third for rebounds per game.
- Against Oklahoma on January 25, Lee tied for the second-most rebounds in school history in a game with 20. Her 20 boards were tied for the second most in the nation by a freshman last season.
- Lee registered 10 or more rebounds in 21 games in the 2019-20 season and five or more boards in all 29 games.

LEE THE QUEEN OF THE BLOCK

- **Ayoka Lee** has established herself as one of the top shot blockers in the nation.
- The sophomore from Byron, Minnesota, has 38 blocks (1.73 bpg) this season. She ranks third in the Big 12 for blocks per game and is 39th in the nation for total blocks.
- Lee registered a career-high seven blocked shots against Kansas on February 13, which was her 15th career game with four or more blocks.
- With the seven blocks, Lee is the sixth player to block seven or more shots in a game and is tied for the third-most blocks in a game in school history.
- In her career, Lee has 129 career blocked shots and ranks fifth in school history for career blocks. She owns the school record for career blocks per game at 2.53.
- She has 33 career games with two or more blocks and nine career games with five or more blocks and ranks third in program history for career games with five or more blocks.
- Last season, Lee averaged a school record 3.1 blocks per game. She ranked seventh in the nation and third in the Big 12.
- She led all freshmen in the nation in blocks per game and blocks. Her total of 91 blocks ranked eighth for all classes in the nation and first among freshmen.
- With her 91 blocks, Lee set the school record for blocks in a freshman season. She is just the third player in program history with 80 or more blocks in a season.

K-STATE CAREER 5+ BLOCK GAMES

Rk.	Player (Seasons)	Games
1.	Marlies Gipson (2005-09)	14
	Breanna Lewis (2013-17)	14
3.	Ayoka Lee (2018-present)	9
4.	Nicole Ohlde (2000-04)	6
5.	Shana Wheeler (2004-08)	3
	Peyton Williams (2016-20)	3

SOPHOMORE (2020-21)

Opened the season with 17 points on 8-of-15 shooting, nine rebounds and four blocks against Southern (11/29)... Carded 18 points and nine rebounds against South Dakota State (12/10)... Registered 21 points, five rebounds, three steals and two blocks against Omaha (12/12)... Recorded a career-high with 31 points and 12 made field goals to go with 14 rebounds and two blocks against Kansas City (12/14)... Tallied 14 points including 10-of-10 from the free throw line, 12 rebounds and three blocks at Kansas (1/23)... Recorded 19 points and 12 rebounds against Iowa State (1/28)... Registered career-high 37 points on 15-of-23 shooting and 7-of-10 from the foul line against Oklahoma (1/31)... Hauled in 18 rebounds and blocked two shots against the Sooners... The 37 points set the school record for points in a conference game and points by a sophomore in a single game... The 15 made field goals tied the school record for field goals made in a conference game... Tied the school record for field goals attempted in a half with 16 in the second half... Tallied 19 points and five rebounds at Texas Tech (2/3)... Recorded a game-high 21 points and pulled in five rebounds, blocked a shot and pocketed a steal against Baylor (2/7)... Notched 26 points on 10-of-18 shooting and 6-of-7 from the foul line with six rebounds and two blocks at TCU (2/10)... Racked up 28 points on 13-of-22 shooting, 16 rebounds, seven blocks, three steals and two assists against Kansas (2/13)... Carded 27 points on 12-of-19 shooting with seven rebounds and two blocks at Oklahoma State (2/17)... Notched 29 points on 9-of-13 shooting and an 11-of-14 effort at the free throw line, while adding nine rebounds and two steals against TCU (3/1)... Tallied 26 points, 14 rebounds and three assists against West Virginia (3/3).

RECORDS PILE UP FOR LEE

- **Ayoka Lee** set a number of K-State and Big 12 records in the 2019-20 season. The following were the marks she set:
 - Big 12 & school record 12 Big 12 Freshman of the Week honors
 - First 20-pt/20-reb game in school history
 - Single season record for double-doubles (19)
 - Single season record for consecutive double-doubles (6)
 - Career record for double-doubles with 5+ blocks (7)
 - Single-season record for rebounds per game (11.4)
 - Single-season record for blocks per game (3.1)
 - Freshman record for rebounds (331)
 - Freshman record for rebounds per game (11.4)
 - Freshman record for blocks (91)
 - Freshman record for blocks per game (3.1)
 - Freshman record for double-doubles (19)

OVERALL STATISTICS

RECORD: 8-16 •• BIG 12: 3-14 •• NON-CONFERENCE: 5-2 •• HOME: 7-8 •• AWAY: 1-8 •• NEUTRAL: 0-0

#	Player	GP	GS	Min	Avg	FG	FGA	Pct	/-----3PT-----\					/-----REB-----\										Pts	Avg	
									FG	FGA	Pct	FT	FTA	Pct	O	D	T	Avg	PF	FO	A	TO	Blk	Stl		
50	Ayoka Lee	22	22	604	27.5	156	257	.607	0	0	.000	101	125	.808	69	113	182	8.3	64	3	13	27	38	17	413	18.8
43	Christianna Carr	21	21	672	32.0	108	284	.380	51	135	.378	49	62	.790	15	88	103	4.9	44	0	36	62	9	10	316	15.0
12	Rachel Ranke	23	17	688	29.9	70	217	.323	47	155	.303	22	30	.733	4	95	99	4.3	35	0	55	50	3	32	209	9.1
24	Emilee Ebert	24	24	745	31.0	44	125	.352	15	50	.300	42	56	.750	9	80	89	3.7	56	2	75	50	23	20	145	6.0
4	Sydney Goodson	22	15	594	27.0	37	114	.325	24	79	.304	26	30	.867	15	48	63	2.9	45	1	58	52	2	32	124	5.6
13	Laura Macke	24	10	483	20.1	43	99	.434	9	36	.250	22	37	.595	32	60	92	3.8	40	0	25	38	7	14	117	4.9
23	Jada Moore	19	1	245	12.9	22	57	.386	2	15	.133	6	11	.545	14	26	40	2.1	18	0	33	37	0	6	52	2.7
2	Cymone Goodrich	23	8	434	18.9	18	68	.265	0	0	.000	22	29	.759	7	37	44	1.9	31	1	60	46	3	14	58	2.5
41	Taylor Lauterbach	21	0	203	9.7	17	41	.415	1	6	.167	7	20	.350	20	38	58	2.8	24	0	6	17	15	0	42	2.0
33	Ashley Ray	21	2	117	5.6	4	12	.333	0	0	.000	4	8	.500	6	10	16	0.8	14	0	5	9	7	1	12	0.6
1	Savannah Simmons	5	0	41	8.2	0	4	.000	0	3	.000	1	2	.500	0	3	3	0.6	5	0	6	4	0	1	1	0.2
3	Makayla Pippin	6	0	20	3.3	0	4	.000	0	2	.000	1	2	.500	1	3	4	0.7	1	0	1	0	0	0	1	0.2
10	Jada Thorpe	5	0	4	0.8	0	1	.000	0	1	.000	0	0	.000	0	0	0	0.0	0	0	0	0	0	0	0	0.0
TM	TEAM														40	45	85	3.5	0			27				0
	Total	24				519	1283	.405	149	482	.309	303	412	.735	232	646	878	36.6	377	7	373	419	107	147	1490	62.1
	Opponents	24				570	1456	.391	173	533	.325	285	394	.723	282	556	838	34.9	386	10	366	290	70	224	1598	66.6

SCORE BY PERIODS:

1st	2nd	3rd	4th	OT	Total
Kansas State	359	366	399	347	1490
Opponents	322	386	468	398	1598

DEADBALL REBOUNDS:

Kansas State	82
Opponents	70

STATISTICS IN K-STATE NON-CONFERENCE GAMES

RECORD: 5-2 •• HOME: 4-2 •• AWAY: 1-0 •• NEUTRAL: 0-0

#	Player	GP	GS	Min	Avg	FG	FGA	Pct	/-----3PT-----\			FT	FTA	Pct	/-----REB-----\								PF	FO	A	TO	Blk	Stl	Pts	Avg
									FG	FGA	Pct				O	D	T	Avg												
50	Ayoka Lee	5	5	109	21.8	33	54	.611	0	0	.000	23	29	.793	21	20	41	8.2	8	0	1	5	9	4	89	17.8				
43	Christianna Carr	7	7	204	29.1	32	83	.386	20	50	.400	10	15	.667	6	28	34	4.9	12	0	10	24	5	5	94	13.4				
12	Rachel Ranke	7	5	173	24.7	21	65	.323	11	50	.220	9	12	.750	3	19	22	3.1	8	0	16	10	1	3	62	8.9				
13	Laura Macke	7	2	136	19.4	15	28	.536	3	12	.250	5	14	.357	11	25	36	5.1	10	0	8	12	1	2	38	5.4				
4	Sydney Goodson	7	7	211	30.1	11	44	.250	6	31	.194	9	12	.750	5	19	24	3.4	15	0	18	18	1	8	37	5.3				
24	Emilee Ebert	7	7	198	28.3	11	32	.344	4	16	.250	8	10	.800	3	27	30	4.3	15	0	20	14	11	5	34	4.9				
23	Jada Moore	4	0	84	21.0	8	25	.320	1	9	.111	2	6	.333	8	7	15	3.8	6	0	9	9	0	3	19	4.8				
41	Taylor Lauterbach	7	0	109	15.6	10	27	.370	0	3	.000	6	16	.375	14	29	43	6.1	12	0	3	9	8	0	26	3.7				
2	Cymone Goodrich	6	0	74	12.3	2	8	.250	0	0	.000	4	6	.667	0	8	8	1.3	6	0	10	8	0	1	8	1.3				
33	Ashley Ray	6	2	42	7.0	2	4	.500	0	0	.000	2	2	1.000	3	4	7	1.2	2	0	2	2	3	0	6	1.0				
1	Savannah Simmons	5	0	41	8.2	0	4	.000	0	3	.000	1	2	.500	0	3	3	0.6	5	0	6	4	0	1	1	0.2				
3	Makayla Pippin	5	0	17	3.4	0	4	.000	0	2	.000	0	0	.000	1	3	4	0.8	1	0	1	0	0	0	0	0.0				
10	Jada Thorpe	2	0	2	1.0	0	1	.000	0	1	.000	0	0	.000	0	0	0	0.0	0	0	0	0	0	0	0	0.0				
TM	TEAM													17	17	34	4.9	0			5			0						
	Total	7				145	379	.383	45	177	.254	79	124	.637	92	209	301	43.0	100	0	104	120	39	32	414	59.1				
	Opponents	7				142	420	.338	36	149	.242	58	98	.592	85	155	240	34.3	120	4	75	82	10	65	378	54.0				

SCORE BY PERIODS:

1st	2nd	3rd	4th	OT	Total
Kansas State	108	93	103	-	414
Opponents	85	84	117	-	378

DEADBALL REBOUNDS:

Kansas State	34
Opponents	22

STATISTICS IN K-STATE BIG 12 CONFERENCE GAMES

RECORD: 3-14 •• HOME: 3-6 •• AWAY: 0-8

#	Player	GP	GS	Min	Avg	FG	FGA	Pct	/-----3PT-----\				/-----REB-----\												Pts	Avg
									FG	FGA	Pct	FT	FTA	Pct	O	D	T	Avg	PF	FO	A	TO	Blk	Stl		
50	Ayoka Lee	17	17	495	29.1	123	203	.606	0	0	.000	78	96	.813	48	93	141	8.3	56	3	12	22	29	13	324	19.1
43	Christianna Carr	14	14	468	33.4	76	201	.378	31	85	.365	39	47	.830	9	60	69	4.9	32	0	26	38	4	5	222	15.9
12	Rachel Ranke	16	12	515	32.2	49	152	.322	36	105	.343	13	18	.722	1	76	77	4.8	27	0	39	40	2	29	147	9.2
24	Emilee Ebert	17	17	547	32.2	33	93	.355	11	34	.324	34	46	.739	6	53	59	3.5	41	2	55	36	12	15	111	6.5
4	Sydney Goodson	15	8	383	25.5	26	70	.371	18	48	.375	17	18	.944	10	29	39	2.6	30	1	40	34	1	24	87	5.8
13	Laura Macke	17	8	347	20.4	28	71	.394	6	24	.250	17	23	.739	21	35	56	3.3	30	0	17	26	6	12	79	4.6
2	Cymone Goodrich	17	8	360	21.2	16	60	.267	0	0	.000	18	23	.783	7	29	36	2.1	25	1	50	38	3	13	50	2.9
23	Jada Moore	15	1	161	10.7	14	32	.438	1	6	.167	4	5	.800	6	19	25	1.7	12	0	24	28	0	3	33	2.2
41	Taylor Lauterbach	14	0	94	6.7	7	14	.500	1	3	.333	1	4	.250	6	9	15	1.1	12	0	3	8	7	0	16	1.1
3	Makayla Pippin	1	0	3	3.0	0	0	.000	0	0	.000	1	2	.500	0	0	0	0.0	0	0	0	0	0	0	1	1.0
33	Ashley Ray	15	0	75	5.0	2	8	.250	0	0	.000	2	6	.333	3	6	9	0.6	12	0	3	7	4	1	6	0.4
10	Jada Thorpe	3	0	2	0.7	0	0	.000	0	0	.000	0	0	.000	0	0	0	0.0	0	0	0	0	0	0	0	0.0
TM	TEAM														23	28	51	3.0	0			22				0
	Total	17				374	904	.414	104	305	.341	224	288	.778	140	437	577	33.9	277	7	269	299	68	115	1076	63.3
	Opponents	17				428	1036	.413	137	384	.357	227	296	.767	197	401	598	35.2	266	6	291	208	60	159	1220	71.8

SCORE BY PERIODS:

1st	2nd	3rd	4th	OT	Total</
-----	-----	-----	-----	----	---------

STATISTICS IN K-STATE HOME GAMES

RECORD: 7-8 •• BIG 12: 3-6 •• NON-CONFERENCE: 4-2

#	Player	GP	GS	Min	Avg	FG	FGA	Pct	/-----3PT-----\			FT	FTA	Pct	/-----REB-----\				PF	FO	A	TO	Blk	Stl	Pts	Avg
									FG	FGA	Pct				O	D	T	Avg								
50	Ayoka Lee	14	14	376	26.9	108	176	.614	0	0	.000	62	78	.795	55	76	131	9.4	39	1	6	16	29	12	278	19.9
43	Christianna Carr	13	13	415	31.9	71	176	.403	35	91	.385	37	47	.787	10	63	73	5.6	22	0	23	41	6	7	214	16.5
12	Rachel Ranke	15	10	437	29.1	50	142	.352	32	106	.302	14	19	.737	2	61	63	4.2	22	0	43	37	2	21	146	9.7
24	Emilee Ebert	15	15	470	31.3	29	82	.354	9	31	.290	26	34	.765	4	53	57	3.8	34	2	52	36	19	12	93	6.2
4	Sydney Goodson	14	11	416	29.7	24	84	.286	14	57	.246	22	26	.846	9	35	44	3.1	27	0	42	39	2	21	84	6.0
13	Laura Macke	15	7	307	20.5	26	60	.433	3	20	.150	17	31	.548	26	35	61	4.1	27	0	20	25	5	10	72	4.8
2	Cymone Goodrich	14	4	233	16.6	12	44	.273	0	0	.000	8	11	.727	5	18	23	1.6	12	0	35	17	3	10	32	2.3
23	Jada Moore	12	0	136	11.3	8	30	.267	1	11	.091	5	10	.500	8	19	27	2.3	13	0	18	16	0	3	22	1.8
41	Taylor Lauterbach	13	0	117	9.0	8	25	.320	0	3	.000	3	8	.375	14	23	37	2.8	16	0	5	10	4	0	19	1.5
33	Ashley Ray	12	1	68	5.7	3	8	.375	0	0	.000	3	6	.500	3	6	9	0.8	7	0	4	3	2	1	9	0.8
1	Savannah Simmons	4	0	34	8.5	0	4	.000	0	3	.000	1	2	.500	0	2	2	0.5	4	0	3	3	0	1	1	0.3
10	Jada Thorpe	2	0	2	1.0	0	1	.000	0	1	.000	0	0	.000	0	0	0	0.0	0	0	0	0	0	0	0	0.0
3	Makayla Pippin	4	0	14	3.5	0	4	.000	0	2	.000	0	0	.000	1	2	3	0.8	1	0	1	0	0	0	0	0.0
TM	TEAM														27	34	61	4.1	0			11			0	
	Total	15				339	836	.406	94	325	.289	198	272	.728	164	427	591	39.4	224	3	252	254	72	98	970	64.7
	Opponents	15				355	927	.383	114	367	.311	151	217	.696	170	353	523	34.9	256	8	214	187	37	147	975	65.0

SCORE BY PERIODS:

	1st	2nd	3rd	4th	OT	Total
Kansas State	248	230	254	223	15	970
Opponents	213	240	275	235	12	975

DEADBALL REBOUNDS:

	TOTAL
Kansas State	53
Opponents	42

STATISTICS IN K-STATE ROAD GAMES

RECORD: 1-8 •• BIG 12: 0-8 •• NON-CONFERENCE: 1-0

#	Player	GP	GS	Min	Avg	FG	FGA	Pct	/-----3PT-----\			FT	FTA	Pct	/-----REB-----\				PF	FO	A	TO	Blk	Stl	Pts	Avg
									FG	FGA	Pct				O	D	T	Avg								
50	Ayoka Lee	8	8	228	28.5	48	81	.593	0	0	.000	39	47	.830	14	37	51	6.4	25	2	7	11	9	5	135	16.9
43	Christianna Carr	8	8	257	32.1	37	108	.343	16	44	.364	12	15	.800	5	25	30	3.8	22	0	13	21	3	3	102	12.8
12	Rachel Ranke	8	7	251	31.4	20	75	.267	15	49	.306	8	11	.727	2	34	36	4.5	13	0	12	13	1	11	63	7.9
24	Emilee Ebert	9	9	275	30.6	15	43	.349	6	19	.316	16	22	.727	5	27	32	3.6	22	0	23	14	4	8	52	5.8
4	Sydney Goodson	8	4	178	22.3	13	30	.433	10	22	.455	4	4	1.000	6	13	19	2.4	18	1	16	13	0	11	40	5.0
13	Laura Macke	9	3	176	19.6	17	39	.436	6	16	.375	5	6	.833	6	25	31	3.4	13	0	5	13	2	4	45	5.0
23	Jada Moore	7	1	109	15.6	14	27	.519	1	4	.250	1	1	1.000	6	7	13	1.9	5	0	15	21	0	3	30	4.3
2	Cymone Goodrich	9	4	201	22.3	6	24	.250	0	0	.000	14	18	.778	2	19	21	2.3	19	1	25	29	0	4	26	2.9
41	Taylor Lauterbach	8	0	86	10.8	9	16	.563	1	3	.333	4	12	.333	6	15	21	2.6	8	0	1	7	11	0	23	2.9
3	Makayla Pippin	2	0	6	3.0	0	0	.000	0	0	.000	1	2	.500	0	1	1	0.5	0	0	0	0	0	0	1	0.5
33	Ashley Ray	9	1	49	5.4	1	4	.250	0	0	.000	1	2	.500	3	4	7	0.8	7	0	1	6	5	0	3	0.3
1	Savannah Simmons	1	0	7	7.0	0	0	.000	0	0	.000	0	0	.000	0	1	1	1.0	1	0	3	1	0	0	0	0.0
10	Jada Thorpe	3	0	2	0.7	0	0	.000	0	0	.000	0	0	.000	0	0	0	0.0	0	0	0	0	0	0	0	0.0
TM	TEAM														13	11	24	2.7	0			16			0	
	Total	9				180	447	.403	55	157	.350	105	140	.750	68	219	287	31.9	153	4	121	165	35	49	520	57.8
	Opponents	9				215	529	.406	59	166	.355	134	177	.757	112	203	315	35.0	130	2	152	103	33	77	623	69.2

SCORE BY PERIODS:

	1st	2nd	3rd	4th	OT	Total
Kansas State	111	136	145	124	4	520
Opponents	109	146	193	163	12	623

DEADBALL REBOUNDS:

	TOTAL
Kansas State	29
Opponents	28

STATISTICS IN K-STATE NEUTRAL SITE GAMES

RECORD: 0-0 •• NON-CONFERENCE: 0-0

#	Player	GP	GS	Min	Avg	FG	FGA	Pct	/-----3PT-----\ FG FGA Pct			FT	FTA	Pct	/-----REB-----\ O D T Avg				PF	FO	A	TO	Blk	Stl	Pts	Avg
---	--------	----	----	-----	-----	----	-----	-----	-------------------------------	--	--	----	-----	-----	------------------------------	--	--	--	----	----	---	----	-----	-----	-----	-----

SCORE BY PERIODS:

	1st	2nd	3rd	4th	OT	Total
Kansas State						
Opponents						

DEADBALL REBOUNDS:

	TOTAL
Kansas State	
Opponents	

2020-21 KANSAS STATE ATTENDANCE SUMMARY

HOME ALL	BIG 12 (AVG.)	HIGH	AVG. (GAMES)	ROAD ALL	BIG 12 (AVG.)	HIGH	AVG. (GAMES)
7095	4894 (544)	740 (1/31)	473 (15)	7099	6999 (875)	2023 (2/27)	789 (9)

+ + + + +

TEAM GAME-BY-GAME STATISTICS

DATE	OPPONENT	FG-FGA	PCT.	3P-3PA	PCT.	FT-FTA	PCT.	OR-DR-RB	A	T	B	S	PF	1Q	2Q	1H	3Q	4Q	2H	OT	PTS
11/29/20	Southern	21-60	.350	0-7	.000	9-20	.450	12-22-34	3	9	0	9	9	14	14	28	13	10	23	-	51
	at K-State	29-63	.460	4-24	.167	4-8	.500	14-30-44	21	14	10	4	14	11	18	29	16	21	37	-	66
12/3/20	(11/12) Kentucky	23-63	.365	5-23	.217	9-12	.750	16-24-40	10	10	2	13	11	14	11	25	18	17	35	-	60
	at K-State	18-49	.367	8-22	.364	5-9	.556	8-25-33	11	18	3	4	12	16	11	27	14	8	22	-	49
12/5/20	K-State	14-41	.341	5-17	.294	14-24	.583	8-32-40	12	19	8	4	16	11	7	18	13	16	29	-	47
	at Central Arkansas	10-57	.175	1-8	.125	12-18	.667	17-20-37	7	14	1	5	22	5	7	12	17	4	21	-	33
12/8/20	Idaho State	25-62	.403	10-24	.417	5-9	.556	13-27-40	17	14	2	6	17	14	8	22	29	14	43	-	65
	at K-State	18-60	.300	6-30	.200	8-13	.615	16-24-40	8	17	7	6	15	17	7	24	8	18	26	-	50
12/10/20	(22/21) South Dakota State	21-54	.389	6-29	.207	5-14	.357	9-20-29	14	16	3	15	14	7	11	18	20	15	35	-	53
	at K-State	23-53	.434	7-27	.259	9-14	.643	14-31-45	18	22	4	7	14	20	16	36	15	11	26	-	62
12/12/20	Omaha	23-61	.377	6-25	.240	7-8	.875	5-22-27	12	10	1	10	24	11	14	25	11	23	34	-	59
	at K-State	19-48	.396	8-27	.296	20-30	.667	9-33-42	15	17	4	5	14	18	12	30	12	24	36	-	66
12/14/20	Kansas City	19-63	.302	8-33	.242	11-17	.647	13-20-33	12	10	1	7	23	20	19	39	9	9	18	-	57
	at K-State	24-65	.369	7-30	.233	19-26	.731	23-34-57	19	13	3	3	16	15	22	37	25	12	37	-	74
12/18/20	K-State	26-53	.491	9-22	.409	8-14	.571	4-25-29	20	12	3	3	17	16	24	40	13	16	29	-	69
	at (rv/rv) Iowa State	32-64	.500	14-29	.483	13-14	.929	8-26-34	20	5	2	6	15	18	19	37	26	28	54	-	91
12/21/20	(20/22) Texas	21-62	.339	2-15	.133	18-21	.857	15-17-32	13	17	2	13	20	12	21	33	16	13	29	-	62
	at K-State	17-36	.472	5-13	.385	13-17	.765	2-27-29	10	34	6	9	23	12	9	21	16	15	31	-	52
1/20/21	K-State	20-41	.488	8-17	.471	8-8	1.000	7-24-31	14	29	4	7	23	7	19	26	21	9	30	-	56
	at (rv/rv) West Virginia	19-50	.380	3-13	.231	24-31	.774	9-11-20	14	11	3	15	7	6	14	20	19	26	45	-	65
1/23/21	K-State	20-53	.377	6-19	.316	17-20	.850	16-22-38	8	18	3	5	23	16	13	29	16	18	34	-	63
	at Kansas	20-51	.392	5-15	.333	25-28	.893	11-19-30	14	10	6	7	20	7	15	22	25	23	48	-	70
1/25/21	Oklahoma State	27-76	.355	8-25	.320	7-11	.636	25-27-52	16	13	7	8	18	11	18	29	15	25	40	-	69
	at K-State	18-51	.353	6-15	.400	13-19	.684	7-24-31	11	15	5	8	13	14	14	28	16	11	27	-	55
1/28/21	(rv/rv) Iowa State	19-56	.339	7-30	.233	17-21	.810	9-25-34	11	11	1	4	10	15	22	37	14	11	25	-	62
	at K-State	23-58	.397	4-18	.222	10-12	.833	7-29-36	18	12	4	6	22	17	15	32	18	10	28	-	60
1/31/21	Oklahoma	27-63	.429	11-27	.407	15-17	.882	4-23-27	17	5	3	12	13	20	24	44	19	17	36	-	80
	at K-State	27-54	.500	9-22	.409	15-20	.750	8-33-41	24	15	4	3	15	14	22	36	19	23	42	-	78
2/3/21	K-State	28-62	.452	9-24	.375	10-12	.833	6-23-29	17	13	2	7	21	13	21	34	24	13	37	4	75
	at Texas Tech	29-63	.460	6-20	.300	19-28	.679	15-26-41	22	13	5	4	10	14	17	31	16	24	40	12	83
2/7/21	(8/8) Baylor	24-49	.490	7-18	.389	9-11	.818	9-18-27	18	17	2	11	11	16	21	37	15	12	27	-	64
	at K-State	20-47	.426	4-15	.267	8-9	.889	9-17-26	17	21	4	10	11	11	15	26	12	14	26	-	52
2/10/21	K-State	24-50	.480	6-16	.375	13-15	.867	5-29-34	21	19	4	4	14	14	20	34	15	18	33	-	67
	at TCU	27-63	.429	13-33	.394	11-14	.786	8-20-28	22	9	2	11	15	16	13	29	28	21	49	-	78
2/13/21	Kansas	24-75	.320	13-34	.382	5-7	.714	18-23-41	17	19	5	12	23	9	9	18	27	21	48	-	66
	at K-State	29-63	.460	4-14	.286	15-24	.625	13-33-46	22	16	11	14	16	23	16	39	20	18	38	-	77
2/17/21	K-State	17-55	.309	1-14	.071	11-17	.647	5-26-31	10	13	3	8	10	8	14	22	14	10	24	-	46
	at (rv/rv) Oklahoma St.	22-58	.379	7-19	.368	8-12	.667	11-35-46	14	17	6	9	13	15	20	35	17	7	24	-	59
2/21/21	K-State	13-38	.342	4-10	.400	18-22	.818	7-23-30	4	21	4	5	18	17	8	25	13	10	23	-	48
	at Texas	23-58	.397	4-15	.267	9-17	.529	16-21-37	14	11	2	8	20	8	21	29	14	16	30	-	59
2/24/21	Texas Tech	27-58	.486	11-25	.440	14-20	.700	6-27-33	23	13	2	9	23	15	15	30	32	17	49	-	79
	at K-State	26-65	.400	11-27	.407	23-27	.852	13-28-41	20	13	2	7	17	19	25	44	26	16	42	-	86
2/27/21	K-State	18-54	.333	7-18	.389	6-8	.750	10-15-25	15	21	4	6	14	9	10	19	16	14	30	-	49
	at (7/7) Baylor	33-65	.508	6-14	.429	13-15	.867	17-25-42	25	13	6	12	8	20	20	40	31	14	45	-	85
3/1/21	TCU	27-71	.380	10-33	.303	12-15	.800	8-32-40	11	11	5	7	25	14	13	27	23	14	37	12	76
	at K-State	23-61	.377	4-19	.211	29-34	.853	8-37-45	18	13	3	7	15	21	16	37	18	9	27	15	79
3/3/21	(20/23) West Virginia	27-54	.500	10-19	.526	8-14	.571	8-26-34	20	13	1	11	15	21	20	41	14	17	31	-	72
	at K-State	25-63	.397	7-22	.318	7-10	.700	13-22-35	20	14	2	6	8	20	12	32	19	13	32	-	64

2020-21 TEAM GAME-BY-GAME HIGHS

OPPONENT	DATE	SCORE	POINTS	REBOUNDS	ASSISTS	STEALS	BLOCKS
Southern	11/29	W, 66-51	17, Lee	9, Lee	6, Ebert	1, four tied	4, Lee & Ebert
21-point fourth quarter sends K-State to win; Lee scores 15 in 2nd half							
(11/12) Kentucky	12/3	L, 60-49	15, Carr	5, Carr & Lauterbach	3, Ranke	2, Goodson	1, Carr, Ebert & Ray
Wildcats run out of gas in 4th quarter, outscored 17-8 in final period							
at Central Arkansas	12/5	W, 47-33	9, Lauterbach & Ranke	12, Lauterbach	6, Goodrich	2, Ebert	6, Lauterbach
K-State wins defensive struggle; Wildcats hold Sugar Bears to .175 FG% and three of four quarters in single digits							
Idaho State	12/8	L, 65-50	24, Carr	16, Lauterbach	3, Ranke & Lauterbach	4, Goodson	3, Ebert
K-State goes scoreless for 11-minute span between second and third quarters; Carr matches career-high in points and 3-pt FGs made							
(22/21) South Dakota State	12/10	W, 62-53	18, Lee	9, Lee	5, Ebert & Carr	2, Moore	2, Carr
Wildcats pick up first win over AP top-25 opponent since 2018-19 season; Lee, Carr & Ranke all in double figures							
Omaha	12/12	W, 66-59	21, Lee	10, Carr	3, three tied	3, Lee	2, Lee & Ebert
Wildcats use late 3s from Ranke and Carr to down Omaha							
Kansas City	12/14	W, 74-57	31, Lee	14, Lee	8, Goodson	1, three tied	2, Lee
Lee scores a career-high & reaches 100 career blocks; Wildcats hold Roos to 16.7 percent from the field in the 2nd half							
at (rv/rv) Iowa State	12/18	L, 91-69	20, Lee	8, Ranke	6, Ebert	1, three tied	1, three tied
K-State makes season-high nine 3-point field goals, but allow 54 second half points							
(20/22) Texas	12/21	L, 62-52	13, Carr	7, Ranke	3, Goodson & Ebert	4, Ranke	4, Lee
K-State rally falls short in fourth quarter; Wildcats commit 34 turnovers, most since 2013-14 season							
at (rv/rv) West Virginia	1/20	L, 65-56	16, Lee	12, Lee	8, Goodrich	4, Goodson	2, Macke
K-State leads for over 28 minutes, but West Virginia rallied with a 21-0 run and benefits from 24-of-31 effort from the foul line							
at Kansas	1/23	L, 70-63	24, Carr	12, Lee	3, Goodson	3, Goodson	3, Lee
Wildcats lead by 7 at half; Jayhawks score 48 points in second half to complete comeback; Snaps K-State's seven-game win streak in Lawrence							
Oklahoma State	1/25	L, 69-55	14, Carr	6, Lee	4, Goodson & Ranke	3, Ranke	2, Macke
Cowgirls break open tight fourth quarter with 15-0 run to end game							
(rv/rv) Iowa State	1/28	L, 62-60	19, Lee	12, Lee	5, Carr	2, three tied	2, Ebert
K-State falls short in final minute; Lee registers fourth double-double of season							
Oklahoma	1/31	L, 80-78	37, Lee	18, Lee	5, Ebert	1, three tied	2, Lee
Lee sets school record for points in a Big 12 game; Oklahoma gifted two free throws with 1.3 seconds left							
at Texas Tech	2/3	L, 83-75 (ot)	19, Lee	5, four tied	4, Ranke & Ebert	3, Ranke	2, Lauterbach
K-State unable to hold 12-point fourth quarter lead; Texas Tech uses 19-0 run in 4th quarter and overtime							
(8/8) Baylor	2/7	L, 64-52	21, Lee	7, Ranke	4, three tied	3, Macke & Ranke	1, four tied
K-State upset bid falls short; Baylor connects on five 3-pointers in second quarter to distance themselves from the Wildcats							
at TCU	2/10	L, 78-67	26, Lee	9, Ranke	8, Goodson	2, Ranke	2, Lee
K-State shoots 72.7 percent in 2nd quarter; TCU outscores the Wildcats in second half, 49-33							
Kansas	2/13	W, 77-66	28, Lee	16, Lee	6, Goodrich & Ebert	4, Ranke	7, Lee
K-State uses a 15-0 run to open the game to cruise to first win in two months							
at (rv/rv) Oklahoma State	2/17	L, 59-46	27, Lee	7, Lee & Goodrich	5, Ebert	3, Goodrich	2, Lee
K-State scores season-low and shoots 1-of-14 from beyond the arc							
at Texas	2/21	L, 59-48	12, Carr	5, Ranke & Ebert	2, Moore	2, Ebert & Carr	2, Carr & Ray
K-State forced into 21 turnovers resulting in 26 points for Texas; Wildcats outscored 35-21 in second and third quarters							
Texas Tech	2/24	W, 86-79	24, Carr	11, Carr	9, Goodrich	2, Goodrich	2, Lee
Wildcats score season-high 44 first half points; Hold on in second half with 19-of-21 effort from the free throw line							
at (7/7) Baylor	2/27	L, 85-49	9, Ranke	5, Macke	6, Moore	2, Ranke & Moore	3, Lauterbach
Wildcats steamrolled in Waco; Ranke scores nine becomes 43rd player in program history with 1,000 or more career points							
TCU	3/1	W, 79-76 (ot)	31, Carr	9, three tied	6, Ebert	3, Goodson	1, three tied
Carr and Lee (29) combine for 60 points to set school record for combined points by two teammates							
(20/23) West Virginia	3/3	L, 72-64	26, Lee	14, Lee	7, Ebert	2, Ranke & Goodson	1, Lee & Ebert
Wildcats take one-point lead early in 4th quarter; Mountaineers lock down late for win; Lee with seventh double-double of the season							

KANSAS STATE STARTING LINEUPS

Guard	Guard	Guard/Forward	Guard/Forward	Forward/Center	20-21	All-Time	Games
Goodson	Ebert	Carr (G)	Macke (F)	Lee (C)	1-4	1-4	1, 2, 12-14
Goodson	Ebert	Carr (G)	Ranke (G)	Ray (C)	1-1	1-1	3, 4
Goodson	Ebert	Carr (G)	Ranke (G)	Lee (C)	3-4	3-4	5-9, 15, 17
Moore	Ebert	Carr (G)	Macke (F)	Lee (C)	0-1	0-1	10
Goodrich	Ebert	Carr (G)	Macke (F)	Lee (C)	0-1	0-1	11
Goodson	Ebert	Ranke (F)	Macke (F)	Lee (C)	0-1	0-1	16
Goodrich	Ebert	Ranke (F)	Macke (F)	Lee (C)	1-1	1-1	18, 19
Goodrich	Ebert	Carr (G)	Ranke (F)	Lee (C)	2-3	2-3	20-24

GAME-BY-GAME STATISTICS

2020-21 POINTS-REBOUNDS-ASSISTS

OPPONENT	1 SIMMONS	2 GOODRICH	3 PIPPIN	4 GOODSON	10 THORPE	12 RANKE	13 MACKIE	23 MOORE	24 EBERT	33 RAY	41 LAUTERBACH	43 CARR	50 LEE
Southern	DNP-INJ	0-0-0	0-2-1	5-5-4	0-0-0	7-1-2	8-4-2	6-3-2	4-4-6	0-0-1	4-3-0	15-4-2	17-9-1
Kentucky	DNP-INJ	2-2-2	DNP-CD	2-2-2	DNP-CD	12-4-3	8-3-1	DNP-INJ	3-3-2	2-2-1	3-5-0	15-5-0	2-4-0
at Central Arkansas	0-1-3	6-3-6	0-1-0	3-2-0	DNP-CD	9-3-0	7-5-1	DNP-INJ	5-4-1	0-3-0	9-12-0	8-4-1	DNP-INJ
Idaho State	0-0-0	0-0-0	0-1-0	5-4-0	DNP-CD	7-3-3	2-3-1	DNP-INJ	6-1-0	2-1-0	4-16-3	24-5-1	DNP-INJ
South Dakota State	0-1-1	DNP-CD	DNP-CD	9-5-1	DNP-CD	10-1-3	8-7-0	2-3-3	1-7-5	DNP-CD	2-4-0	12-4-5	18-9-0
Omaha	1-1-1	0-1-2	0-0-0	10-2-3	DNP-CD	9-4-3	0-5-1	7-4-3	3-5-2	2-1-0	2-0-0	11-10-0	21-5-0
Kansas City	0-0-1	0-2-0	0-0-0	3-4-8	0-0-0	8-6-2	5-9-2	4-5-1	12-5-4	0-0-0	2-3-0	9-2-1	31-14-0
at Iowa State	DNP-CD	0-0-1	1-0-0	8-3-3	0-0-0	9-8-2	9-2-0	4-3-0	7-4-6	0-0-0	0-1-0	11-3-5	20-3-3
Texas	DNP-CD	6-1-1	DNP-CD	2-1-3	DNP-CD	10-7-0	0-0-0	3-2-2	9-6-3	0-0-0	0-1-0	13-6-1	9-2-0
at West Virginia	DNP-INJ	2-2-8	-	7-4-0	DNP-INJ	DNP-INJ	3-2-1	8-0-3	5-5-1	0-0-0	0-0-0	15-2-1	16-12-0
at Kansas	DNP-INJ	4-1-2	-	6-2-3	0-0-0	4-3-0	6-5-0	5-3-1	0-1-1	0-2-0	0-0-0	24-6-0	14-12-1
Oklahoma State	DNP-INJ	2-2-2	-	9-5-4	DNP-CD	11-2-4	6-5-0	0-0-1	5-2-0	0-1-0	0-2-0	14-3-0	8-6-0
Iowa State	DNP-INJ	0-0-2	-	11-5-2	DNP-CD	4-3-2	6-3-2	0-1-1	6-3-4	DNP-CD	DNP-CD	14-6-5	19-12-0
Oklahoma	DNP-INJ	0-0-3	-	5-1-3	DNP-CD	14-6-4	3-1-3	0-4-3	2-4-5	DNP-CD	DNP-CD	17-3-3	37-18-0
at Texas Tech	DNP-INJ	0-0-0	-	13-5-2	DNP-CD	8-3-4	3-1-1	2-2-2	6-5-4	0-0-0	6-2-1	18-5-2	19-5-1
Baylor	DNP-INJ	6-2-4	-	3-0-4	DNP-CD	12-7-4	8-4-2	DNP-INJ	0-1-1	2-0-2	0-1-0	DNP-INJ	21-5-0
at TCU	-	2-1-3	-	3-3-8	DNP-CD	13-9-2	6-3-0	DNP-INJ	10-5-3	0-0-0	DNP-CD	7-6-4	26-6-1
Kansas	-	8-6-6	-	DNP-INJ	DNP-CD	17-4-3	9-9-3	0-3-1	15-5-6	0-0-0	0-1-0	DNP-INJ	28-16-2
at Oklahoma State	-	3-7-1	-	DNP-INJ	0-0-0	3-4-1	2-5-2	5-2-1	5-1-5	1-1-0	0-2-0	DNP-INJ	27-7-0
at Texas	-	6-3-1	-	0-0-0	DNP-CD	8-5-0	6-3-0	2-0-2	7-5-1	0-0-0	2-1-0	12-3-0	5-4-0
Texas Tech	-	2-4-9	-	9-3-1	DNP-CD	14-4-3	6-2-2	0-1-1	19-5-1	0-1-0	0-0-0	24-11-3	12-8-0
at Baylor	-	3-4-3	-	0-0-0	DNP-CD	9-1-3	3-5-0	4-3-6	7-2-1	2-1-1	6-3-0	7-1-0	8-2-1
TCU	-	6-2-3	-	4-3-4	DNP-INJ	2-9-3	0-4-1	0-1-0	4-3-6	1-2-0	2-1-0	31-9-1	29-9-0
West Virginia	-	0-1-1	-	7-4-3	DNP-INJ	9-2-4	3-2-0	0-0-0	4-2-7	0-1-0	0-1-1	15-5-1	26-14-3
at Oklahoma	-	-	-	-	-	-	-	-	-	-	-	-	-

DNP-CD: Did Not Play-Coach's Decision; DNP-RS: Did Not Play - Red-shirting; DNP-S: Did Not Play-Sick; DNP-INJ: Did Not Play-Injured; DNP-SUS: Did Not Play-Suspended; DNP-FE: Did Not Play-Family Emergency

SCORING BREAKDOWN (K-State/Opponent)

	Pts in Paint	Pts off TOs	2nd ch. Pts	Fast Break Pts	Starter	Bench
Southern	50/24	6/12	7/11	16/4	49/36	17/15
Kentucky	20/24	7/18	12/12	5/9	30/47	19/13
at Central Arkansas	18/14	11/11	3/7	3/2	25/14	22/19
Idaho State	18/24	9/19	5/9	12/6	44/49	6/16
South Dakota State	30/26	21/16	14/4	4/10	50/48	12/5
Omaha	22/30	8/18	6/2	2/2	54/41	12/18
Kansas City	34/22	9/10	23/12	10/2	65/36	11/21
at Iowa State	32/36	4/13	0/11	2/6	55/72	14/19
Texas	18/30	13/38	3/13	7/7	43/56	9/6
at West Virginia	24/22	14/36	8/7	8/6	47/59	9/6
at Kansas	22/18	10/16	15/8	9/7	48/58	15/12
Oklahoma State	22/32	5/21	4/22	5/6	42/54	13/15
Iowa State	34/22	5/14	6/8	3/4	56/49	4/13
Oklahoma	34/22	7/17	6/5	11/9	64/73	14/7
at Texas Tech	32/42	18/15	8/11	2/2	64/75	11/8
Baylor	26/24	13/12	8/6	0/8	44/43	8/21
at TCU	28/16	8/20	6/13	7/7	59/48	8/30
Kansas	42/16	18/20	23/13	13/16	77/40	0/26
at Oklahoma State	26/26	12/13	6/10	4/9	40/54	6/5
at Texas	16/26	8/26	8/17	2/7	38/57	10/2
Texas Tech	28/20	14/11	13/13	11/9	71/70	15/9
at Baylor	18/46	15/16	10/18	9/16	34/58	15/27
TCU	36/24	15/16	11/11	2/9	72/58	7/18
West Virginia	30/20	9/14	9/7	1/12	54/59	10/13
at Oklahoma	-	-	-	-	-	-
Totals	660/606	260/422	214/250	148/175	1,225/1,254	267/344
Per Game	27.5/25.3	10.8/17.6	8.9/10.4	6.2/7.3	51.0/52.3	11.1/14.3

CLASS SCORING
BREAKDOWN

	Fr.	So.	Jr.	Sr.
Southern	10	21	30	5
Kentucky	3	5	37	4
at Central Arkansas	9	5	30	3
Idaho State	4	6	33	7
South Dakota State	4	19	30	9
Omaha	9	24	21	12
Kansas City	6	43	22	3
at Iowa State	4	27	30	8
Texas	3	18	29	2
at West Virginia	8	21	20	7
at Kansas	5	14	38	6
Oklahoma State	0	13	33	9
Iowa State	0	25	24	11
Oklahoma	0	39	34	5
at Texas Tech	8	25	29	13
Baylor	0	21	26	5
at TCU	0	36	28	3
Kansas	0	43	34	0
at Oklahoma State	5	32	8	1
at Texas	4	12	32	0
Texas Tech	0	31	46	9
at Baylor	10	15	22	2
TCU	2	33	39	5
West Virginia	0	30	27	7
at Oklahoma	-	-	-	-
Totals	94	558	702	136
Per Game	3.9	23.3	29.3	5.7

Kansas State's Record When 2020-21

Vs. AP Top 25	1-4
Vs. AP Top 10	0-2

In overtime	1-1
Scoring first	5-8
Ahead at the half	7-7
Behind at the half	1-9
Tied at the half	-

Leading entering 4th quarter	8-2
Trailing entering 4th quarter	0-13
Tied entering 4th quarter	0-1
Leading with 5:00 remaining	7-2
Trailing with 5:00 remaining	1-13
Tied with 5:00 remaining	0-1

In games decided by 3 points or less	1-2
In games decided by 4-10 points	3-5
In games decided by 11-15 points	3-7
In games decided by 16-20 points	1-0
In games decided by 21 or more points	0-2

K-State scores 100 or more points	-
K-State scores 90-99 points	-
K-State scores 80-89 points	1-0
K-State scores 70-79 points	3-2
K-State scores 60-69 points	3-5
K-State scores 50-59 points	0-5
K-State scores less than 50 points	1-4

Opponent scores 100 or more points	-
Opponent scores 90-99 points	0-1
Opponent scores 80-89 points	0-3
Opponent scores 70-79 points	2-3
Opponent scores 60-69 points	1-7
Opponent scores 50-59 points	4-2
Opponent scores less than 50 points	1-0

K-State shoots 50% or better	0-1
K-State shoots less than 50%	8-15
K-State shoots better than opponent	6-5
K-State shoots same as opponent	-

Opponent shoots 50% or better	0-3
Opponent shoots less than 50%	8-13
Opponent shoots better than K-State	2-10

K-State shoots 40% or better from 3-point arc	1-5
K-State shoots 70% or better from FT line	3-11
K-State has more FT attempts	6-6
Opponent has more FT attempts	1-9
K-State equals opponent in FT attempts	1-1

K-State out-rebounds opponent	8-6
Opponent out-rebounds K-State	0-9
K-State equals opponent in rebounds	0-1

K-State has more turnovers than opponent	6-14
K-State has less turnovers than opponent	1-1
K-State equals opponent in turnovers	1-1

On Mondays	2-2
On Tuesdays	0-1
On Wednesdays	1-5
On Thursdays	1-2
On Fridays	0-1
On Saturdays	3-2
On Sundays	1-3

In November	1-0
In December	4-4
In January	0-5
In February	2-6
In March	1-1

K-State vs. Conferences	20-21	All-Time
vs. Big 12	3-14	205-214
vs. Big Sky	0-1	15-2
vs. SEC	0-1	71-66
vs. Southland	1-0	19-3
vs. Summit League	3-0	45-5
vs. SWAC	1-0	23-0

LAST TIME...**SCORING (PLAYER)**

K-State player scored 40+ points	42* by Brittany Chambers vs. Texas Southern (3/21/13)
K-State player scored 30+ points	31 by Christianna Carr vs. TCU (3/1/21)
K-State player with consecutive games of 30+ points	2* by Brittany Chambers at West Virginia (36; 2/26/13), vs. Texas Tech (31; 3/2/13)
K-State player with consecutive games of 20+ points	2 by Ayoka Lee - (3/1/21 to active)
2 K-State players with 20+ points same game	Christianna Carr (31) & Ayoka Lee (29), vs. TCU (3/1/21)
K-State player made 15+ FGs	15 by Ayoka Lee vs. Oklahoma (1/31/21)
K-State player made 10+ FGs	11 by Ayoka Lee vs. West Virginia (3/3/21)
K-State player attempted 25+ FGs	25 by Brittany Chambers vs. Texas Southern (3/21/13)
K-State player attempted 20+ FGs	22 by Ayoka Lee, vs. Kansas (2/13/21)
K-State player made 10+ 3-point FGs	10 by Laurie Koehn vs. Iowa (1/5/03)
K-State player made 6+ 3-point FGs	8 by Rachel Ranke at Oklahoma (2/10/19)
K-State player attempted 15+ 3-point FGs	15 by Rachel Ranke vs. Chicago State (12/18/17)
K-State player attempted 10+ 3-point FGs	12 by Rachel Ranke, Texas Tech (2/24/21)
K-State player made 15+ FTs	15 by Nicole Ohlde vs. Valparaiso (3/21/04)
K-State player made 10+ FTs	11, Christianna Carr, vs. TCU (3/1/21)
	11, Ayoka Lee, vs. TCU (3/1/21)
K-State player attempted 20+ FTs	21 by Nicole Ohlde vs. Valparaiso (3/21/04)
K-State player attempted 10+ FTs	11, Christianna Carr, vs. Texas Tech (2/24/21)

Opponent scored 40+ points	40, by Odyssey Sims, Baylor (1/2/14)
Opponent scored 30+ points	35, by Lauren Heard, TCU (3/1/21)
Opponent made 15+ FGs	15, by Morgan Bertsch, UC Davis (3/23/18)
Opponent attempted 30+ FGs	33, by Ana Llanusa, Oklahoma (2/10/19)
Opponent made 7+ 3-point FGs	8, by Naje Murray, Texas Tech (2/24/21)
Opponent attempted 15+ 3-point FGs	17, by Emily Durr, Iowa State (2/11/17)
Opponent made 10+ FTs	11, by Vivian Gray, Texas Tech (2/3/21)
Opponent attempted 15+ FTs	17, by Vivian Gray, Texas Tech (2/3/21)

REBOUNDING (PLAYER)

K-State player had 20+ rebounds	22* by Peyton Williams at TCU (2/1/20)
K-State player had 15+ rebounds	16 by Ayoka Lee vs. Kansas (2/13/21)
K-State player had 10+ rebounds	14 by Ayoka Lee vs. West Virginia (3/3/21)
Opponent had 20+ rebounds	20, by Teviani Scott, Sacramento State (3/3/94)
Opponent had 15+ rebounds	17, Natasha Mack, Oklahoma State (2/17/21)

^ - tied school record; * - school record
 ~ - Bramlage Coliseum record

SCORING (TEAM)

K-State scored 100+ points	109-69, vs. Oral Roberts (11/18/19)
K-State scored 90+ points	92-74, vs. Oklahoma (1/25/20)
K-State scored fewer than 50 points	85-49 (L), at (7/7) Baylor (2/27/21)
K-State scored fewer than 40 points	60-30 (L), at West Virginia (1/26/19)
K-State scored fewer than 40 points & won	37-33 (W) vs. Missouri (2/10/10)
K-State shot over 60% from the field	.649 vs. UIW (12/3/19)
K-State shot under 35% from the field	.333, at (7/7) Baylor (2/27/21)
K-State won by 20+ points	83-63, vs. Kansas (3/8/20)
K-State won by 30+ points	85-41, vs. UIW (12/3/19)
K-State won by 40+ points	85-41, vs. UIW (12/3/19)
K-State made 40+ FGs	41 vs. Illinois State (11/26/04)
K-State attempted 80+ FGs	83 at Oklahoma (2/16/20)
K-State made 15+ 3-point FGs	15, at (1/1) Baylor (3/4/13)
K-State made 12+ 3-point FGs	14, at Oklahoma (2/10/19)
K-State attempted 30+ 3-point FGs	30, vs. Kansas City (12/14/20)
K-State made 20+ FTs	29, vs. TCU (3/1/21)
K-State made 30+ FTs	31, vs. Colorado (1/13/90)
K-State attempted 35+ FTs	37, vs. TCU (2/11/15)
K-State attempted 40+ FTs	41, vs. Colorado (1/13/90)
K-State attempted 45+ FTs	48, vs. Iowa State (1/25/89)

Opponent scored 100+ points	105-70, (16) Ohio State (12/19/94)
Opponent scored 90+ points	91-69, (rv/rv) Iowa State (12/18/20)
Opponent scored fewer than 50 points	47-33, Central Arkansas (12/5/20)
Opponent scored fewer than 40 points	47-33, Central Arkansas (12/5/20)
Opponent scored fewer than 15 points in a half	12 (1st half), Central Arkansas (12/5/20)
Opponent shot under 35% from the field	.320, Kansas (2/13/21)
Opponent won by 20+ points	85-49, Baylor (2/27/21)
Opponent won by 30+ points	85-49, Baylor (2/27/21)
Opponent made 10+ 3-point FGs	10, TCU (3/1/21)
Opponent made 20+ FTs	25, Kansas (1/23/21)
Opponent made 30+ FTs	35, UTEP (11/16/13)

REBOUNDING (TEAM)

K-State had 60+ rebounds	64, at TCU (2/1/20)
K-State had 50+ rebounds	57, vs. Kansas City (12/14/20)
K-State had 20+ offensive rebounds	23, vs. Kansas City (12/14/20)
K-State had 30+ defensive rebounds	37, vs. TCU (3/1/21)
K-State had 40+ defensive rebounds	43, vs. UIC (11/11/19)
Opponent had 50+ rebounds	52, Oklahoma State (1/25/21)

OTHER STATISTICS (TEAM)

K-State had 20+ assists	20, vs. West Virginia (3/3/21)
K-State had 30+ assists	30, vs. UIW (12/3/19)
K-State had 35+ assists	37, vs. Arkansas-Pine Bluff (12/2/02)
K-State had 20+ steals	24, vs. Abilene Christian (12/22/14)
K-State had 25+ steals	25~, vs. Baylor (1/12/00)
K-State had 10+ blocks	11, vs. Kansas (2/13/21)
K-State had 20+ turnovers	21, at Baylor (2/27/21)
K-State had 30+ turnovers	34, vs. (20/22) Texas (12/21/20)
Opponent had 20+ assists	20, West Virginia (3/3/21)
Opponent had 20+ steals	21~, Texas (1/19/20)
Opponent had 15+ steals	15, South Dakota State (12/10/20)
Opponent had 10+ blocks	11, vs. George Washington (3/18/16)

OTHER STATISTICS (PLAYER)

K-State player had 10+ assists	13 ^ by Kayla Goth vs. West Virginia (3/9/19)
K-State player had 6+ assists	7, by Emilee Ebert vs. West Virginia (3/3/21)
K-State player had 10+ steals	10 by Jenny Coalson vs. Missouri (2/15/98)
K-State player had 6+ steals	6 by Angela Harris vs. Iowa State (2/26/20)
K-State player had 5+ blocks	7 by Ayoka Lee vs. Kansas (2/13/21)
3+ K-State players registered a double-double	Kayla Goth (20 pts, 10 assts) Peyton Williams (18 pts, 12 rebs) Kali Jones (10 pts, 10 rebs), vs. Lamar (12/5/18)
K-State player registered a triple-double	16 pts, 11 rebs, 12 assts by Shalee Lehning, at Colorado (3/7/09)
Opponent player had 10+ assists	10, by DiDi Richards, Baylor (2/7/21)
Opponent player had 10+ steals	14, by Heidi Caruso, Lafayette (12/5/92)
Opponent player had 5+ blocks	6, by Natasha Mack, Oklahoma State (1/25/21)
Opponent player registered a triple-double	21 pts, 10 rebs, 11 assts by Sabrina Ionescu, Oregon (12/21/19)

OVERTIME

Won in overtime	79-76 (ot), vs. TCU (3/1/21)
Lost in overtime	83-75 (ot), at Texas Tech (2/3/21)
Won in double overtime	93-90 at Missouri (2/22/04)
Lost in double overtime	86-75, at Hampton (12/21/13)
Played 3 overtimes	79-89, at Wyoming (WNIT Semifinals, 3/28/07)

MISCELLANEOUS (TEAM)

K-State had a 5+ game winning streak	6, Feb. 17, 2019 to March 10, 2019
K-State had a 10+ game winning streak	14, Nov. 14, 2008 to Jan. 14, 2009
K-State had a 15+ game winning streak	17, Jan. 14, 1982 to March 20, 1982

NATIONAL RANKINGS

K-State defeated an AP ranked opponent	62-53, vs. (22) South Dakota State (12/10/20)
K-State defeated a top-5 ranked opponent	71-67 (ot), vs. (5) Texas A&M (3/2/11)
K-State was ranked among the AP top-25	No. 24 on March 13, 2017
K-State was ranked among the Coaches top-25	No. 22 on Jan. 16, 2012

2020-21 MISCELLANEOUS STATS

	K-State	Opponents
3-second violations	6	2
5-second violations	1	1
10-second violations	1	-
Lane violations	1	-
Shot clock violations	22	10
4-point plays	-	-
Technical fouls (player)	-	-
Technical fouls (bench)	3	-
Flagrant foul	-	-
Points in the Paint	6360	606
Points off Turnovers	259	422
Second Chance Points	214	250
Fast Break Points	148	175
Bench Points	267	344

FTS IN LAST

5 MINUTES & OT	17-18	18-19	19-20	20-21	CAREER
Christianna Carr	--	16-28	13-17	14-19	43-64
Ayoka Lee	--	--	17-24	13-14	30-38
Rachel Ranke	11-16	7-9	2-3	2-4	22-32
Laura Macke	--	2-6	3-3	2-10	7-17
Sydney Goodson	--	--	--	12-14	12-14
Cymone Goodrich	1-2	0-0	2-4	5-8	8-14
Emilee Ebert	--	--	0-0	9-12	9-12
Ashley Ray	3-8	0-2	0-2	--	3-12
Savannah Simmons	--	1-2	4-6	--	5-8
Jada Moore	--	--	--	0-2	0-2
Makayla Pippin	--	--	--	1-2	1-2
Emma Chapman	--	--	1-2	--	1-2

CHARGES DRAWN	17-18	18-19	19-20	20-21	CAREER
Ayoka Lee	--	--	1	6	7
Rachel Ranke	0	1	1	2	4
Emilee Ebert	--	--	1	2	3
Christianna Carr	--	1	0	2	3
Laura Macke	--	0	0	2	2
Savannah Simmons	--	0	1	1	2
Ashley Ray	0	1	0	--	1

DOUBLE-FIGURE

SCORING	17-18	18-19	19-20	20-21	CAREER
Rachel Ranke	21	18	5	9	53
Ayoka Lee	--	--	27	16	43
Christianna Carr	--	13	13	17	43
Sydney Goodson	--	18	8	2	28
Cymone Goodrich	3	0	1	--	4
Emilee Ebert	--	--	0	4	4
Laura Macke	--	--	1	--	1
Savannah Simmons	--	--	1	--	1

DOUBLE-FIGURE

REBOUNDING	17-18	18-19	19-20	20-21	CAREER
Ayoka Lee	--	--	21	7	28
Taylor Lauterbach	0	0	0	2	2
Christianna Carr	--	0	0	2	2
Rachel Ranke	0	1	0	--	1

DOUBLE-FIGURE

ASSISTS	17-18	18-19	19-20	20-21	CAREER
--	--	--	--	--	--

DOUBLE-DOUBLES	17-18	18-19	19-20	20-21	CAREER
Ayoka Lee	--	--	19	7	26
Christianna Carr	--	0	0	2	2
Rachel Ranke	1	0	0	--	1

CONSECUTIVE

GAME SCORING	17-18	18-19	19-20	20-21	CAREER
Christianna Carr	--	33*	29*	21*	83*
Ayoka Lee	--	--	29*	22*	51*
Rachel Ranke	18	21	7	23*	23*
Sydney Goodson	--	--	9	17	26
Emilee Ebert	--	--	5	10	15
Laura Macke	--	5	5	13	13
Savannah Simmons	--	1	8	1	8
Jada Moore	--	--	--	8	8
Taylor Lauterbach	--	--	--	7	7
Cymone Goodrich	4	1	4	8	8
Ashley Ray	4	4	1	2	4
Emma Chapman	--	--	3	--	3
Makayla Pippin	--	--	--	1	1

* - current

GAMES STARTED	17-18	18-19	19-20	20-21	CAREER
Rachel Ranke	27	33	8	17	85
Christianna Carr	--	31	29	21	81
Sydney Goodson	--	26 ^	21 ^	15	62
Ayoka Lee	--	--	29	22	51
Emilee Ebert	--	--	0	24	24
Cymone Goodrich	3	0	1	8	12
Laura Macke	--	0	1	10	11
Ashley Ray	3	4	0	2	9
Savannah Simmons	--	0	2	--	2
Jada Moore	--	--	--	1	1

GAMES LEADING K-STATE IN...

SCORING	17-18	18-19	19-20	20-21	CAREER
Ayoka Lee	--	--	9	14	23
Christianna Carr	--	3	5	8	16
Rachel Ranke	--	5	3	2	10
Taylor Lauterbach	--	--	--	1	1

REBOUNDING	17-18	18-19	19-20	20-21	CAREER
Ayoka Lee	--	--	15	13	28
Rachel Ranke	4	1	0	6	11
Christianna Carr	--	0	2	5	7
Taylor Lauterbach	--	--	--	3	3
Emily Ebert	--	--	0	2	2
Sydney Goodson	--	--	--	1	1
Cymone Goodrich	--	--	--	1	1
Laura Macke	--	0	0	1	1

ASSISTS	17-18	18-19	19-20	20-21	CAREER
Rachel Ranke	--	1	3	6	10
Emilee Ebert	--	--	--	10	10
Sydney Goodson	--	--	--	7	7
Cymone Goodrich	0	0	0	5	5
Christianna Carr	--	1	1	2	4
Jada Moore	--	--	--	3	3
Savannah Simmons	--	0	2	--	2
Taylor Lauterbach	--	--	--	1	1

LEADS AND DEFICITS

Largest Halftime Lead	21, vs. Kansas (2/13/21)
Largest Halftime Lead Blown	7, at Kansas (1/23/21)
Largest Halftime Deficit	21, at Baylor (2/27/21)
Largest Halftime Deficit Overcome for Win	2, vs. Kansas City (12/14/20)
Largest Lead	21, vs. Kansas (2/13/21)
Largest Lead Blown	14, at Kansas (1/23/21)
Largest Deficit	39, at Baylor (2/27/21)
Largest Deficit Overcome for Win	5, vs. Southern (11/29/20)

^ - Texas Tech

HOW MANY TIMES A K-STATE PLAYER...

Scored 30 or more Points

Ayoka Lee (2), Christianna Carr (1)

Top efforts of each player in this category:

Ayoka Lee, vs. Oklahoma (1/31/21)	37
Ayoka Lee, vs. Kansas City (12/14/20)	31
Christianna Carr, vs. TCU (3/1/21)	31

Scored 20 or more Points

Ayoka Lee (8), Christianna Carr (3)

Top efforts of each player in this category:

Ayoka Lee, vs. TCU (3/1/21)	29
Christianna Carr, three times	24

Scored 15 or more Points

Christianna Carr (6), Ayoka Lee (5), Emilee Ebert (2), Rachel Ranke (1)

Top efforts of each player in this category:

Ayoka Lee, twice	19
Emilee Ebert, vs. Texas Tech (2/24/21)	19
Christianna Carr, at Oklahoma (2/3/21)	18
Rachel Ranke, vs. Kansas (2/13/21)	17

Grabbed 15 or more Rebounds

Ayoka Lee (2), Taylor Lauterbach (1)

Top efforts of each player in this category:

Ayoka Lee, vs. Oklahoma (1/31/21)	18
Taylor Lauterbach, vs. Idaho State (12/8/20)	16

Grabbed 10 or more Rebounds

Ayoka Lee (5), Christianna Carr (2), Taylor Lauterbach (1)

Top efforts of each player in this category:

Ayoka Lee, twice	14
Taylor Lauterbach, at Central Arkansas (12/5/20)	12
Christianna Carr, vs. Texas Tech (2/24/21)	11

Dished out 10 or more Assists

Top efforts of each player in this category:

Recorded 5 or more Steals

Top efforts of each player in this category:

Blocked 3 or more Shots

Ayoka Lee (4), Emilee Ebert (2), Taylor Lauterbach (2)

Top efforts of each player in this category:

Ayoka Lee, vs. Kansas (2/13/21)	7
Taylor Lauterbach, at Central Arkansas (12/5/20)	6
Emilee Ebert, vs. Southern (11/29/20)	4

HOW K-STATE SCORED FIRST POINTS

	Times	Record
Jump Shot	6	1-5
3-Pointer	3	1-2
Layup	11	4-7
Free Throw	4	2-2

K-STATE MARGIN OF VICTORY/DEFEAT

Points	1	2	3	4	5	6	7	8	9	10	11	12	13	14	15	16	17	18	19	20+
K-State Victory			1				2		1		1			1	1		1			
K-State Defeat		2					1	2	1	1	3	1	1	1	1					2

QUARTER HIGHS | 2020-21 INDIVIDUAL & TEAM HIGHS

Most First Quarter Points K-State 23, vs. Kansas (2/13/21) Opp. 21, West Virginia (3/3/21)	Most Second Quarter Points K-State 25, vs. Texas Tech (2/24/21) Opp. 24, Oklahoma (1/31/21)	Most First Half Points K-State 44, vs. Texas Tech (2/24/21) Opp. 44, Oklahoma (1/31/21)	Most Third Quarter Points K-State 26, vs. Texas Tech (2/24/21) Opp. 32, Texas Tech (2/24/21)	Most Fourth Quarter Points K-State 24, vs. Omaha (12/12/20) Opp. 28, Iowa State (12/18/20)	Most Second Half Points K-State 42, twice Opp. 54, Iowa State (12/18/20)
Fewest First Quarter Points K-State 7, at WWU (1/20/21) Opp. 5, C. Arkansas (12/5/20)	Fewest Second Quarter Points K-State 7, twice Opp. 7, C. Arkansas (12/5/20)	Fewest First Half Points K-State 18, at C. Arkansas (12/5/20) Opp. 12, C. Arkansas (12/5/20)	Fewest Third Quarter Points K-State 8, vs. Idaho St. (12/8/20) Opp. 9, Kansas City (12/14/20)	Fewest Fourth Quarter Points K-State 8, vs. Kentucky (12/3/20) Opp. 4, C. Arkansas (12/5/20)	Fewest Second Half Points K-State 22, vs. Kentucky (12/3/20) Opp. 18, Kansas City (12/14/20)

2020-21 INDIVIDUAL SEASON-HIGHS

KANSAS STATE	CATEGORY	OPPONENT
37, Ayoka Lee, vs. Oklahoma (1/31/21)	Points	35, Lauren Heard, TCU (3/1/21)
15, Ayoka Lee, vs. Oklahoma (1/31/21)	Field Goals Made	12, Lauren Heard, TCU (3/1/21)
23, Christianna Carr, vs. Oklahoma (1/31/21)	Field Goals Attempted	27, Lauren Heard, TCU (3/1/21)
.750 (12-16), Ayoka Lee, vs. Kansas City (12/14/20)	FG Pct. (min. 5 made)	.750, Khadijia Faye, Texas Tech (2/3/21)
5, Christianna Carr, twice	3-Pt. FG Made	8, Mia Vuksic, Kansas (2/13/21)
		8, Naje Murray, Texas Tech (2/24/21)
12, Rachel Ranke, vs. Texas Tech (2/24/21)	3-Pt. FG Att.	14, Mia Vuksic, Kansas (2/13/21)
.667 (4-6), Christianna Carr, vs. TCU (3/1/21)	3-Pt. FG Pct. (min. 5 attempts)	.833 (5-6), Kristin Scott, Iowa State (12/18/20)
11, Ayoka Lee, vs. TCU (3/1/21)	Free Throws Made	11, three tied
11, Christianna Carr, vs. TCU (3/1/21)		
14, Ayoka Lee, vs. TCU (3/1/21)	Free Throws Attempted	17, Vivian Gray, Texas Tech (2/3/21)
1.000 (10-10), Ayoka Lee, at Kansas (1/23/21)	Free Throw Pct. (min. 5 attempts)	1.000 (10-10), Zakiyah Franklin, Kansas (1/23/21)
1.000 (5-5), Ayoka Lee, vs. Iowa State (1/28/21)		1.000 (6-6), Taylor Robertson, Oklahoma (1/31/21)
		1.000 (5-5), Queen Egbo, Baylor (2/27/21)
9, Ayoka Lee, twice	Offensive Rebounds	9, Nastasha Mack, Oklahoma State (1/25/21)
12, Ayoka Lee, vs. Oklahoma (1/31/21)	Defensive Rebounds	13, Natasha Mack, Oklahoma State (2/17/21)
18, Ayoka Lee, vs. Oklahoma (1/31/21)	Rebounds	19, Natasha Mack, Oklahoma State (1/25/21)
9, Cymone Goodrich, vs. Texas Tech (2/24/21)	Assists	10, Vivian Gray, Texas Tech (2/3/21)
		10, DiDi Richards, Baylor (2/7/21)
10, Cymone Goodrich, at West Virginia (1/20/21)	Turnovers	6, Ja'Mee Asberry, Oklahoma State (1/25/21)
7, Ayoka Lee, vs. Kansas (2/13/21)	Blocked Shots	6, Natasha Mack, Oklahoma State (1/25/21)
4, Sydney Goodson, twice	Steals	5, five tied
4, Rachel Ranke, twice		
42:26, Christianna Carr, at Texas Tech (2/3/21)	Minutes Played	43:55, Vivian Gray, Texas Tech (2/3/21)

2020-21 TEAM SUPERLATIVES

K-STATE HIGH	K-STATE LOW	CATEGORY	OPPONENT HIGH	OPPONENT LOW
86, vs. Texas Tech (2/24/21)	46, at Oklahoma State (2/17/21)	Points	91, Iowa State (12/18/20)	33, Central Arkansas (12/5/20)
29, vs. Southern (11/29/20)	13, at Texas (2/21/21)	Field Goals	33, Baylor (2/27/21)	10, Central Arkansas (12/5/20)
29, vs. Kansas (2/13/21)				
65, vs. Kansas City (12/14/20)	36, vs. Texas (12/21/20)	Field Goals Attempted	76, Oklahoma State (1/25/21)	49, Baylor (2/7/21)
65, vs. Texas Tech (2/24/21)				
.500, vs. Oklahoma (1/31/21)	.300, vs. Idaho State (12/8/20)	FG Pct.	.508, Baylor (2/27/21)	.175, Central Arkansas (12/5/20)
11, vs. Texas Tech (2/24/21)	1, at Oklahoma State (2/17/21)	3-Pt. FG Made	14, Iowa State (12/18/20)	0, Southern (11/29/20)
30, vs. Idaho State (12/8/20)	10, at Texas (2/21/21)	3-Pt. FG Att.	34, Kansas (2/13/21)	7, Southern (11/29/20)
30, vs. Kansas City (12/14/20)				
.471, at West Virginia (1/20/21)	.071, at Oklahoma State (2/17/21)	3-Pt. FG Pct.	.526, West Virginia (3/3/21)	.000, Southern (11/29/20)
29, vs. TCU (3/1/21)	4, vs. Southern (11/29/20)	Free Throws	25, Kansas (1/23/21)	5, three times
34, vs. TCU (3/1/21)	8, three times	Free Throws Attempted	31, West Virginia (1/20/21)	7, Kansas (2/13/21)
1.000, at West Virginia (1/20/21)	.500, vs. Southern (11/29/20)	Free Throw Pct.	.929, Iowa State (12/18/20)	.357, South Dakota State (12/10/20)
23, vs. Kansas City (12/14/20)	2, vs. Texas (12/21/20)	Offensive Rebounds	25, Oklahoma State (1/25/21)	4, Oklahoma (1/31/21)
37, vs. TCU (3/1/21)	15, at Baylor (2/27/21)	Defensive Rebounds	35, Oklahoma State (2/17/21)	11, West Virginia (1/20/21)
57, vs. Kansas City (12/14/20)	25, at Baylor (2/27/21)	Rebounds	52, Oklahoma State (1/25/21)	20, West Virginia (1/20/21)
23, three times	8, vs. West Virginia (3/3/21)	Fouls	25, TCU (3/1/21)	7, West Virginia (1/20/21)
24, vs. Oklahoma (1/31/21)	4, at Texas (2/21/21)	Assists	25, Baylor (2/27/21)	3, Southern (11/29/20)
34, vs. Texas (12/21/20)	12, Iowa State, twice	Turnovers	19, Kansas (2/13/21)	5, Iowa State (12/18/20)
				5, Oklahoma (1/31/21)
11, vs. Kansas (2/13/21)	2, three times	Blocked Shots	7, Oklahoma State (1/25/21)	0, Southern (11/29/20)
14, vs. Kansas (2/13/21)	3, three times	Steals	17, Texas (12/21/20)	4, Iowa State (1/28/21)
				4, Texas Tech (2/3/21)
.727 (2Q), at TCU (2/10/21)	.167 (2Q), at Central Arkansas (12/5/20)	FG Pct. in a Qtr	.786 (3Q), Baylor (2/27/21)	.071 (4Q), Southern (11/29/20)
	.167 (4Q), vs. Oklahoma State (1/25/21)			
.565 (1H), at TCU (2/10/21)	.227 (1H), at Central Arkansas (12/5/20)	FG Pct. in a Half	.633 (2H), Iowa State (12/18/20)	.130 (1H), Southern (11/29/20)
.500, six times	.000 (2H), at Oklahoma State (2/17/21)	3-Pt. FG Pct. in a Half	.833 (2H), Baylor (2/27/21)	.000 (1H) & (2H), Southern (11/29/20)
				.000 (1H), Central Arkansas (12/5/20)
1.000, 13 times	.250, (2H), vs. Kentucky (12/3/20)	FT Pct. in a Half	1.000, nine times	.000 (1H), Southern (11/29/20)

* - school record | ^ - Bramlage Coliseum record

K-STATE CAREER LISTS

CAREER POINTS SCORED

1. Kendra Wecker (2001-05)	2,333
2. Nicole Ohlde (2000-04)	2,241
3. Brittany Chambers (2009-13)	2,156
4. Ashley Sweat (2006-10)	1,805
5. Laurie Koehn (2001-05)	1,733
6. Diana Miller (1987-91)	1,705
7. Eileen Feeney (1976-80)	1,670
8. Nadira Hazim (1987-91)	1,670
9. Peyton Williams (2016-20)	1,553
10. Breanna Lewis (2013-17)	1,552
11. Tammie Romstad (1978-82)	1,548
12. Brit Jacobson (1994-98)	1,519
13. Shanelle Stires (1992-95)	1,344
14. Kimberly Dietz (2004-08)	1,321
15. Gayla Williams (1977-81)	1,320
16. Angie Finkes (1996-00)	1,314
17. Marlies Gipson (2005-09)	1,313
18. Megan Mahoney (2001-05)	1,307
19. Kindred Wesemann (2013-17)	1,295
20. Cassandra Jones (1982-86)	1,271
21. Kayla Goth (2015-19)	1,253
22. Jalana Childs (2008-12)	1,237
23. Claire Coggins (2003-07)	1,236
24. Janet Reusser (1972-76)	1,227
25. Shalee Lehnig (2005-09)	1,189
26. Angie Bonner (1981-84)	1,170
27. Priscilla Gary (1981-83)	1,169
28. Jan Laughlin (1971-75)	1,165
29. Marsha Poppe (1973-77)	1,152
30. Andria Jones (1993-97)	1,126
31. Kim Price (1978-83)	1,120
32. Carlisa Thomas (1983-87)	1,116
33. Kristin Rethman (1998-02)	1,099
34. Nicky Ramage (1996-00)	1,096
35. Mary Jo Miller (1988-92)	1,091
36. Sue Leiding (1983-87)	1,071
37. Kim Woodlee (1997-2001)	1,058
38. Laurie Miller (1975-79)	1,053
39. LeAnn Wilcox (1976-80)	1,049
40. Susie Norton (1972-76)	1,036
41. Kristie Bahner (1987-91)	1,017
42. Rachel Ranke (2017-present)	1,011
43. Susan Green (1984-87)	1,001

On the verge:

Christianna Carr (2018-present)	924
Ayoka Lee (2018-present)	869

CAREER ASSISTS

1. Shalee Lehnig (2005-09)	800*
2. Megan Mahoney (2001-05)	589
3. Mary Jo Miller (1988-92)	562
4. Kayla Goth (2015-19)	540
5. Mariah White (2009-13)	455
6. Shaelyn Martin (2014-18)	423
7. Kendra Wecker (2001-05)	379
8. Cassandra Jones (1982-86)	379
9. Nicole Ohlde (2000-04)	367
10. Brittany Chambers (2009-13)	363
11. Carlisa Thomas (1983-87)	347
12. Kindred Wesemann (2013-17)	329
13. Betsy Sloan (1979-83)	322
14. Kimberly Dietz (2004-08)	306
15. Kristin Rethman (1998-02)	294
16. Nadira Hazim (1987-91)	278
17. Jenny Coalson (1995-00)	277
18. Brit Jacobson (1994-98)	276
19. Susan Green (1984-87)	275
20. Gayla Williams (1979-81)	249
21. Chelsea Domenico (2001-05)	240
22. Diana Miller (1987-91)	236
23. Kim Woodlee (1997-01)	233
24. Peyton Williams (2016-20)	221
25. Laurie Koehn (2001-05)	218
26. Claire Coggins (2003-07)	213
27. Elyse Funk (1987-90)	211
28. Marlies Gipson (2005-09)	207
29. Missy Decker (1994-97)	205
30. Kjersten Larson (1994-97)	198
31. Ashia Woods (2011-15)	195
32. Kari Kincaid (2006-10)	189

CAREER REBOUNDS

1. Kendra Wecker (2001-05)	1,087
2. Nicole Ohlde (2000-04)	995
3. Peyton Williams (2016-20)	967
4. Carlisa Thomas (1984-87)	923
5. Shalee Lehnig (2005-09)	914
6. Breanna Lewis (2013-17)	865
7. Brittany Chambers (2009-13)	862
8. Marlies Gipson (2005-09)	811
9. Megan Mahoney (2001-05)	804
10. Eileen Feeney (1976-80)	783
11. Shaelyn Martin (2014-18)	782
12. Tammie Romstad (1978-82)	779
13. Diana Miller (1987-91)	747
14. Laurie Miller (1975-79)	726
15. Shanelle Stires (1992-95)	701
16. Kristie Bahner (1987-91)	698
17. Angie Finkes (1997-00)	627
18. Ashley Sweat (2006-10)	604
19. Kim Price (1978-83)	585
20. Leah Honeycutt (1989-93)	580
21. Marsha Poppe (1973-77)	579
22. Nicky Ramage (1997-00)	561
23. Nadira Hazim (1988-91)	554
24. Angie Bonner (1982-84)	540
25. Brit Jacobson (1995-98)	539
26. Branshea Brown (2008-12)	539
27. Beth Boggs (1976-79)	530
28. Andria Jones (1994-97)	515
29. Margo Jones (1975-78)	513
30. Ayoka Lee (2018-present)	513
31. Mariah White (2009-13)	510

CAREER BLOCKS

1. Breanna Lewis (2013-17)	282
2. Marlies Gipson (2005-09)	257
3. Nicole Ohlde (2000-04)	204
4. Shana Wheeler (2004-08)	146
5. Ayoka Lee (2018-present)	129
6. Peyton Williams (2016-20)	119
7. Brie Madden (2001-05)	104
8. Olga Firsova (1998-00)	100
9. Jessica Sheble (2013-17)	77
10. Branshea Brown (2008-12)	76

CAREER FG PCT. (MIN. 350 ATTEMPTS)

1. Tina Dixon (1982-84)607 (242-399)
2. Angie Bonner (1981-84)593 (422-712)
3. Ayoka Lee (2018-present)585 (340-581)
4. Priscilla Gary (1981-83)558 (497-890)
5. Nicole Ohlde (2000-04)557 (882-1,584)
6. Jennifer Jones (1982-85)551 (411-746)
7. Nicky Ramage (1996-00)540 (422-781)
8. Tammie Romstad (1978-82)529 (655-1,237)
9. Kristie Bahner (1987-91)524 (369-704)
10. Breanna Lewis (2013-17)524 (666-1,271)
11. Shalee Lehnig (2005-09)514 (426-828)

CAREER 3-PT FGS MADE

1. Laurie Koehn (2001-05)	392*
2. Brittany Chambers (2009-13)	350
3. Kim Woodlee (1997-01)	285
4. Kristin Rethman (1998-02)	266
5. Kindred Wesemann (2013-17)	264
6. Kimberly Dietz (2004-08)	230
7. Rachel Ranke (2017-present)	222
8. Claire Coggins (2003-07)	185
9. Missy Decker (1993-97)	176
10. Christianna Carr (2018-present)	162
11. Bri Craig (2012-16)	161
12. Kendra Wecker (2001-05)	153

CAREER 3-PT FGS ATTEMPTED

1. Brittany Chambers (2009-13)	974
2. Laurie Koehn (2001-05)	942
3. Kindred Wesemann (2013-17)	764
4. Rachel Ranke (2017-present)	698
5. Kim Woodlee (1997-01)	682
6. Kimberly Dietz (2004-08)	679
7. Kristin Rethman (1998-02)	609
8. Bri Craig (2012-16)	567
9. Claire Coggins (2003-07)	534
10. Christianna Carr (2018-present)	524
11. Missy Decker (1993-97)	461
12. Kari Kincaid (2006-10)	444

* - ranks tied for 9th in NCAA Division I history

K-STATE PROGRAM INFORMATION

Seasons	53rd (First Year: 1968-69)
Total Games	1,601 (977-624, 610)
Big 12 Games	419 (205-214, 489)
Big 12 Championships	2 (2003-04 and 2007-08)
NCAA Tournament Appearances	16 (Last in 2019)
NCAA Tournament Games (Record)	29 (13-16, 448)
WNIT Tournament Appearances	6 (Last in 2018)
WNIT Tournament Games (Record)	21 (16-5, 762)
20-Win Seasons	25 (Last: 2018-19)
Overtime Games	57 (29-28, 509)
Double Overtime Games	6 (3-3, 500)
Triple Overtime Games	1 (0-1, 000)
100-Point Games	24 (24-0, 1,000)
Bramlage Coliseum Games	498 (351-147, 705)

Wins

First Win	38-25 vs. Bethel (1968)
100th Win	80-37 vs. Kansas (1/24/75)
200th Win	64-62 at Missouri (2/6/79)
300th Win	78-68 at Kansas (2/23/83)
400th Win	73-54 at Missouri State (12/19/89)
500th Win	80-67* vs. Oklahoma (1/21/96)
600th Win	82-68 vs. Arkansas (3/17/02)
700th Win +	77-63 vs. Nebraska (3/24/06)
800th Win %	69-64 at Nebraska (2/19/11)
900th Win !	62-49 vs. UT-Arlington (12/7/16)
1st Big Eight Win	62-53 vs. Nebraska (1/16/76)
1st Big 12 Win	68-67 vs. Texas (1/11/97)
50th Big 12 Win	88-49 at Kansas (1/8/03)
100th Big 12 Win	45-42 at Iowa State (2/13/08)
150th Big 12 Win	52-51 vs. Oklahoma State (1/28/15)
200th Big 12 Win	60-51 vs. Iowa State (2/26/20)

* - win later forfeited by institution; + - 2006 Postseason WNIT quarterfinals; % - 13th women's team in NCAA Division I history to reach 800 wins; ! - 20th women's team in NCAA Division I history to reach 900 wins

Games

First Game	38-25 W, vs. Bethel (1968)
100th Game	52-56 L, vs. Southern Conn. St. (3/22/73)
200th Game	59-74 L, vs. William Penn (3/6/76)
300th Game	92-104 L, vs. Valdosta State (3/17/79)
400th Game	76-67 W, vs. Old Dominion (3/18/82)
500th Game	69-65 W at Northern Illinois (12/7/86)
600th Game	84-83 W, at Oklahoma (2/1/89)
700th Game	75-55 W, vs. Missouri Western (12/19/93)
800th Game	47-58 L, vs. Iowa State (2/11/96)
900th Game	80-32 W, vs. Alabama State (12/3/00)
1,000th Game	84-40 W, vs. Western Illinois (1/3/03)
1,250th Game	67-44 W, vs. Grambling State (11/12/10)
1,500th Game	75-50 L, at Baylor (1/20/18)
1st Big Eight Game	62-53 W vs. Nebraska (1/16/76)
1st Big 12 Game	54-70 L at Kansas (1/4/97)
100th Big 12 Game	88-54 W at Nebraska (1/19/03)
200th Big 12 Game	58-54 W vs. Missouri (2/4/09)
300th Big 12 Game	63-51, L at West Virginia (1/21/15)

GAME 1 Southern Kansas State November 29, 2020 | Manhattan, Kan.

No.	N A M E	FG	3FG	FT	RB	PF	TP	A	MIN
22	Tanequa Moore	f	0-1	0-0	0-0	0-0	0	0	25
44	Raven White	c	2-4	0-0	2-4	3-0	3	6	30
4	Chloe Fleming	g	3-8	0-0	0-4	0-3	1	6	18
20	Amari McWain	g	1-10	0-2	1-2	3-6	1	3	30
25	Genoveva Johnson	g	10-22	0-2	1-2	1-4	1	21	24
1	Cabria Lee	f	1-5	0-2	0-0	0-2	0	2	16
5	Nakia Kinney	g	0-3	0-0	0-0	0-1	1	0	16
11	Zaria Harleaux	g	1-2	0-0	1-2	0-2	0	3	16
12	Tyneisha Metcalf	g	3-5	0-1	4-6	0-1	1	10	1
TEAM				5-27					
Totals		21-60	0-7	9-20	12-22	34	9	51	3

1st Q	2nd Q	3rd Q	4th Q	Game
Field Goals	.438	.467	.400	.071
Three-Point FG	.000	.000	.000	.000
Free Throws	.000	.000	.250	.571
Deadball Rebounds				.450
Blocks: 0; Steals: 9 (Fleming, 2)				6

No.	N A M E	FG	3FG	FT	RB	PF	TP	A	MIN
13	Laura Macke	f	4-5	0-1	0-0	1-3	2	8	2
50	Ayoka Lee	c	8-15	0-0	1-2	5-4	1	17	1
4	Sydney Goodson	g	2-6	1-5	0-0	0-5	1	5	4
24	Emilee Ebert	g	2-5	0-2	0-0	0-4	4	6	25
43	Christianna Carr	g	5-11	3-7	2-2	1-3	4	0	15
2	Cymone Goodrich	g	0-1	0-0	0-0	0-0	0	0	10
3	Makayla Pippin	g	0-2	0-2	0-0	1-1	2	0	1
10	Jada Thorpe	g	0-0	0-0	0-0	0-0	0	0	1
12	Rachel Ranke	g	3-10	0-6	1-2	0-1	1	7	2
23	Jada Moore	g	3-5	0-0	0-0	1-2	2	6	2
33	Ashley Ray	g	0-0	0-0	0-0	0-0	0	0	1
41	Taylor Lauterbach	g	2-3	0-1	0-2	1-2	2	4	0
TEAM				4-9					
Totals		29-63	4-24	4-8	14-30	44	14	66	21

1st Q	2nd Q	3rd Q	4th Q	Game
Field Goals	.267	.667	.467	.476
Three-Point FG	.167	.333	.000	.100
Free Throws	1.000	.000	.500	.000
Deadball Rebounds				.4
Blocks: 10 (Lee, 4; Ebert, 4); Steals: 4				

Officials: Julie Krommenhoek, Roy Gulbeyan, Zac Brost
Technical Fouls: Southern - None; Kansas State-None | Attendance: -

Score by Periods	1st	2nd	3rd	4th	Total
Southern	14	14	13	10	51
Kansas State	11	18	16	21	66

GAME 2 (11/12) Kentucky Kansas State December 3, 2020 | Manhattan, Kan.

No.	N A M E	FG	3FG	FT	RB	PF	TP	A	MIN
3	Kefke McKinney	f	2-5	0-0	1-2	4-4	4	5	1
44	Dre'Una Edwards	f	7-15	1-2	1-2	7-5	12	2	16
5	Blair Green	g	1-2	1-2	4-4	0-3	1	7	3
10	Rhynne Howard	g	3-14	0-7	2-2	1-5	6	2	8
15	Chasity Patterson	g	5-11	1-4	0-0	2-0	2	1	11
0	Olivia Owens	g	1-5	0-1	0-0	1-1	2	0	11
1	Robyn Benton	g	4-10	2-6	1-2	1-4	5	1	11
12	Treasure Hunt	g	0-0	0-0	0-0	0-0	0	0	3
TEAM				0-2					
Totals		23-63	5-23	9-12	16-24	40	11	60	10

1st Q	2nd Q	3rd Q	4th Q	Game
Field Goals	.263	.267	.412	.583
Three-Point FG	.250	.333	.167	.000
Free Throws	1.000	.500	.750	.750
Deadball Rebounds				.750
Blocks: 2 (McKinney & Edwards); Steals: 13 (Edwards, 4; Benton, 3)				1

No.	N A M E	FG	3FG	FT	RB	PF	TP	A	MIN
13	Laura Macke	f	3-6	1-2	1-4	2-1	3	1	8
50	Ayoka Lee	c	0-1	0-0	2-2	1-3	4	0	2
4	Sydney Goodson	g	1-7	0-3	0-0	0-2	2	2	2
24	Emilee Ebert	g	1-1	1-1	0-0	0-4	2	3	2
43	Christianna Carr	g	5-14	4-9	1-2	1-4	5	2	15
2	Cymone Goodrich	g	1-4	0-0	0-0	0-2	1	2	2
12	Rachel Ranke	g	1-2	2-7	0-0	1-3	2	12	3
33	Ashley Ray	g	1-2	0-0	0-0	1-1	2	2	1
41	Taylor Lauterbach	g	1-2	0-0	1-1	1-4	2	3	0
TEAM				1-1					
Totals		18-49	8-22	5-9	8-25	33	12	49	11

1st Q	2nd Q	3rd Q	4th Q	Game
Field Goals	.417	.333	.462	.250
Three-Point FG	.500	.500	.200	.286
Free Throws	.800	.000	.500	.000
Deadball Rebounds				.556
Blocks: 3 (Carr, Ebert & Ray); Steals: 3 (Goodson, 2)				4

Officials: Brian Garland, Metta Christensen, Doug Knight
Technical Fouls: Kentucky - None; Kansas State-None | Attendance: 502

Score by Periods	1st	2nd	3rd	4th	Total
Kentucky	14	11	18	17	60
Kansas State	16	11	14	8	49

GAME 3 Kansas State Central Arkansas December 5, 2020 | Conway, Ark.

No.	N A M E	FG	3FG	FT	RB	PF	TP	A	MIN
33	Ashley Ray	c	0-0	0-0	0-0	2-1	3	0	14
4	Sydney Goodson	g	1-5	1-2	0-0	2-0	2	1	23
12	Rachel Ranke	g	3-10	1-7	2-3	1-2	1	9	0
24	Emilee Ebert	g	2-4	1-3	0-0	0-4	2	5	1
43	Christianna Carr	g	2-7	0-0	4-5	1-3	2	8	1
1	Savannah Simmons	g	0-0	0-0	0-0	0-1	1	0	3
2	Cymone Goodrich	g	1-3	0-0	4-6	0-3	2	6	6
3	Makayla Pippin	g	0-0	0-0	0-0	0-1	0	0	3
13	Laura Macke	g	2-5	2-4	1-2	0-5	5	7	1
41	Taylor Lauterbach	g	3-7	0-1	3-8	2-10	12	2	9
TEAM				0-2					
Totals		14-41	5-17	14-24	8-32	40	16	47	12

1st Q	2nd Q	3rd Q	4th Q	Game
Field Goals	.300	.167	.556	.400
Three-Point FG	.200	.200	.500	.333
Free Throws	.800	.333	.500	.636
Deadball Rebounds				.8
Blocks: 8 (Lauterbach, 6; Ray, 2); Steals: 4 (Ebert, 2)				

No.	N A M E	FG	3FG	FT	RB	PF	TP	A	MIN
0	Briana Trigg	f	0-2	0-0	1-2	1-4	5	1	1
21	Jayla Cody	f	0-4	0-0	0-0	1-1	1	0	16
24	Lucy Ibeh	f	4-15	0-0	5-6	5-5	10	5	13
11	Savannah Walker	g	0-6	0-2	0-0	0-3	2	0	4
22	Lauren Mopusia	g	0-2	0-2	0-0	0-1	2	0	1
2	Ayanna Trigg	g	1-4	0-0	0-2	1-1	2	1	2
3	Romola Dominguez	g	2-4	1-1	0-0	0-0	1	5	0
4	Ruth Balogun	g	0-0	0-0	0-0	0-0	0	0	2
12	Carley Hudspeith	g	0-1	0-1	0-0	1-0	1	0	4
15	Terri Crawford	g	3-8	0-0	4-6	2-1	3	2	10
23	Charlayn Conway	g	0-0	0-0	0-0	0-0	1	0	0
25	Jalissa Outlaw	g	0-5	0-1	0-0	2-0	2	0	2
42	Hannah Langhi	g	0-6	0-1	2-2	3-6	4	2	1
TEAM				1-1					
Totals		10-57	1-8	12-18	17-20	37	22	33	7

1st Q	2nd Q	3rd Q	4th Q	Game
Field Goals	.111	.143	.263	.133
Three-Point FG	.000	.000	1.000	.000
Free Throws	.750	.750	.750	.000
Deadball Rebounds				.5
Blocks: 1 (Crawford); Steals: 5 (Ibeh, 2)				

Officials: Randy Robertson, Marcus Bennett, Timothy Hackett
Technical Fouls: Kansas State-None; Central Arkansas - None | Attendance: 100

Score by Periods	1st	2nd	3rd	4th	Total
Kansas State	11	7	13	16	47
Central Arkansas	5	7	17	4	33

GAME 4 Idaho State Kansas State December 8, 2020 | Manhattan, Kan.

No.	N A M E	FG	3FG	FT	RB	PF	TP	A	MIN
13	Ellie Smith	f	4-7	0-0	0-0	0-2	0	8	2
5	Dora Gales	g	7-10	4-7	0-0	0-3	3	18	3
12	Callie Bourne	g	3-8	0-2	2-4	1-11	12	4	2
14	Estefania Ors	g	4-13	3-7	0-0	3-2	5	11	4
23	Diaba Konate	g	1-7	0-0	2-2	2-3	5	2	4
2	Tomekia Whitman	g	0-3	0-0	0-0	0-1	1	0	0
4	Finley Garrett	g	0-1	0-1	0-0	0-1	1	0	0
11	Carsyn Boswell	g	0-2	0-2	0-0	0-0	0	0	6
22	Delaney Moore	g	2-4	0-0	1-2	4-0	4	2	5
22	Jordan Sweeney	g	0-2	0-1	0-0	0-0	0	0	7
24	Montana Oltrogge	g	4-5	3-4	0-1	0-2	2	11	1
TEAM				3-5					
Totals		25-62	10-24	5-9	13-27	40	17	65	17

1st Q	2nd Q	3rd Q	4th Q	Game
Field Goals	.385	.235	.611	.357
Three-Point FG	.000	.000	.778	.429
Free Throws	1.000	.000	.000	.250
Deadball Rebounds				.4
Blocks: 2 (Smith & Konate); Steals: 6 (Konate, 3; Ors, 2)				

No.	N A M E	FG	3FG	FT	RB	PF	TP	A	MIN
33	Ashley Ray	c	0-1	0-0	2-2	0-1	1	0	2
4	Sydney Goodson	g	2-9	0-5	1-2	2-2	4	3	5
12	Rachel Ranke	g	2-9	1-7	2-3	1-2	3	0	7
24	Emilee Ebert	g	3-7	0-2	0-0	0-1	1	0	6
43	Christianna Carr	g	9-18	5-10	1-1	1-4	5	3	24
1	Savannah Simmons	g	0-2	0-2	0-0	0-0	2	0	0
2	Cymone Goodrich	g	0-0	0-0	0-0	0-0	1	0	0
3	Makayla Pippin	g	0-1	0-0	0-0	0-1	0	0	5
13	Laura Macke	g	1-4	0-3	0-2	0-3	2	2	1
41	Taylor Lauterbach	g	1-9	0-1	2-3	8-8	16	4	4
TEAM				4-6					
Totals		18-60	6-30	8-13	16-24	40	15	50	8

1st Q	2nd Q	3rd Q	4th Q	Game
Field Goals	.417	.300	.176	.333
Three-Point FG	.429	.143	.000	.250
Free Throws	.667	.000	1.000	.667
Deadball Rebounds				.4
Blocks: 7 (Ebert, 3; Lauterbach, 2); Steals: 6 (Goodson, 4)				

Officials: Beverly Roberts, Roy Gulbeyan, Zac Brost
Technical Fouls: Idaho State - None; Kansas State-None | Attendance: 265

Score by Periods	1st	2nd	3rd	4th	Total
Idaho State	14	8	29	14	65
Kansas State	17	7	8	18	50

GAME 5 (22/21) South Dakota State Kansas State December 10, 2020 | Manhattan, Kan.

South Dakota State (3-1)									
No.	N A M E		FG	3FG	FT	RB	PF	TP	A MIN
20	Tori Nelson	f	4-12	0-4	1-5	3-4-7	1	9	3 36
33	Palton Burkhardt	f	6-11	0-3	1-2	2-7-9	3	13	1 32
44	Myrah Sallend	f	5-13	3-10	2-5	0-1-1	3	15	4 32
3	Lindsay Theuninck	g	3-4	3-4	0-0	0-2-2	2	9	3 26
21	Tylen Iverson	f	1-5	0-2	0-0	0-1-1	4	2	1 12
1	Haley Greer	g	1-2	0-3	1-2	1-2-3	0	3	2 18
22	Madysen Vlastuin	f	1-2	0-1	0-0	1-0-1	1	2	0 10
24	Mesa Byom	0-1	0-1	0-0	0-2-2	0	0	0 6	
35	Sydney Stapleton	0-2	0-1	0-0	0-0-0	0	0	0 9	
TEAM					2-1-3				
Totals			21-54	6-29	5-14	9-20-29	14	53	14 200

2020-21 K-STATE WOMEN'S BASKETBALL NOTES

GAME 7 Kansas City Kansas State December 14, 2020 | Manhattan, Kan.

No.	N A M E	F	G	3FG	FT	RB	PF	TP	A	MIN
23	Paige Bradford	f	1-3	0-2	1-2	5	3	0	16	
01	Emily Ivory	g	3-11	3-11	2-2	1	11	3	36	
03	Naomie Almatas	g	5-16	1-7	4-4	2-3	5	15	2	32
15	Taylor Larson	g	1-6	0-4	0-0	2-1	3	2	1	25
24	Jonaiah Johnson	g	2-3	0-0	1-1	1-3	4	5	2	21
02	Ravon Nero	g	2-6	2-3	1-2	0-0	4	7	1	15
11	Machia Mullens	g	0-0	0-0	0-0	0-1	0	0	0	1
13	Lauren West	g	0-1	0-1	0-0	1-0	0	0	0	4
20	Sanaa St. Andre	g	4-12	1-3	1-4	0-2	5	10	3	22
21	Mandy Williams	g	0-0	0-0	0-0	0-1	0	0	0	1
32	Jada Mickens	g	1-3	1-2	1-2	1-0	3	4	0	18
41	Jocelyn Ewell	g	0-2	0-0	0-0	0-2	0	0	0	9
TEAM	Totals		19-63	8-33	11-17	13-20	33	57	12	200

1st Q	2nd Q	3rd Q	4th Q	Game
Field Goals	.400	.444	.154	.176
Three-Point FG	.500	.222	.167	.000
Free Throws	.750	1.000	.667	.500
Deadball Rebounds				4

Blocks: 1 (Mickens) Steals: 7 (Ivory, 3; Almatas & St. Andre, 2)

No.	N A M E	F	G	3FG	FT	RB	PF	TP	A	MIN
50	Ayoka Lee	c	12-16	0-0	7-8	9-5-14	2	31	0	26
04	Sydney Goodson	g	1-6	0-5	1-2	0-4-4	2	3	8	33
12	Rachel Ranke	g	2-8	2-8	2-2	0-6-6	0	8	2	27
24	Emilee Ebert	g	3-8	2-3	4-4	1-4-5	4	12	4	20
43	Christianna Carr	g	3-9	3-7	0-0	0-2-2	2	9	1	20
01	Savannah Simmons	g	0-2	0-1	0-0	0-0-0	1	0	1	8
02	Cymone Goodrich	g	0-0	0-0	0-0	0-2-2	0	0	0	3
03	Makayla Pippin	g	0-1	0-0	0-0	0-0-0	0	0	0	2
10	Jada Thorpe	g	0-1	0-1	0-0	0-0-0	0	0	0	1
13	Laura Macke	g	1-2	0-1	3-4	4-5-9	1	5	2	21
23	Jada Moore	g	1-9	0-4	2-4	3-2-5	3	4	1	27
33	Ashley Ray	g	0-0	0-0	0-0	0-0-0	0	0	0	6
41	Taylor Lauterbach	g	1-3	0-0	0-2	2-1-3	0	2	0	6
TEAM	Totals		24-65	7-30	19-26	23-34-57	15	74	19	200

1st Q	2nd Q	3rd Q	4th Q	Game
Field Goals	.389	.316	.533	.231
Three-Point FG	.200	.250	.375	.000
Free Throws	.000	.875	.750	.750
Deadball Rebounds				4

Blocks: 3 (Lee, 2; Carr), Steals: 3 (Goodson, Carr, Macke)

Officials: Mark Zentz, Maj Forsberg, Greg Small
Technical Fouls: Kansas City - None; Kansas State - None | Attendance: 506

Score by Periods	1st	2nd	3rd	4th	Total
Kansas City	20	19	9	9	57
Kansas State	15	22	25	12	74

GAME 8 Kansas State (rv/rv) Iowa State December 18, 2020 | Ames, Iowa

No.	N A M E	F	G	3FG	FT	RB	PF	TP	A	MIN
50	Ayoka Lee	c	7-10	0-0	6-10	0-3-3	2	20	3	35
4	Sydney Goodson	g	3-6	2-5	0-0	1-2-3	1	8	3	31
12	Rachel Ranke	g	3-8	2-5	1-2	0-8-8	2	9	2	30
24	Emilee Ebert	g	3-8	1-3	0-0	1-3-4	4	7	6	27
43	Christianna Carr	g	4-11	3-6	0-0	0-3-3	3	11	5	32
2	Cymone Goodrich	g	0-0	0-0	0-0	0-0-0	0	0	1	5
3	Makayla Pippin	g	0-0	0-0	1-2	0-0-0	0	1	0	3
10	Jada Thorpe	g	0-0	0-0	0-0	0-0-0	0	0	0	1
13	Laura Macke	g	4-5	1-2	0-0	1-1-2	2	9	0	14
23	Jada Moore	g	2-5	0-1	0-0	0-3-3	2	4	0	17
33	Ashley Ray	g	0-0	0-0	0-0	0-0-0	0	0	0	1
41	Taylor Lauterbach	g	0-0	0-0	0-0	0-1-1	1	0	0	4
TEAM	Totals		26-53	9-22	8-14	4-25-29	17	69	20	200

1st Q	2nd Q	3rd Q	4th Q	Game
Field Goals	.462	.529	.385	.600
Three-Point FG	.400	.500	.167	1.000
Free Throws	.500	.500	1.000	.500
Deadball Rebounds				3

Blocks: 3 (Lee, Ebert & Ranke); Steals: 3 (Goodson, Ebert, Macke)

No.	N A M E	F	G	3FG	FT	RB	PF	TP	A	MIN
25	Kristin Scott	c	5-7	5-6	2-2	2-7-9	2	17	0	27
10	Ylfe Feuerbach	g	6-9	2-2	3-3	1-0-1	2	17	0	34
11	Emily Ryan	g	1-5	0-2	0-0	0-3-3	3	2	9	22
21	Lexi Donarski	g	4-12	1-4	2-3	1-4-4	4	11	5	32
24	Maddison Wise	g	10-15	1-4	4-4	1-6-7	1	25	2	34
1	Ashley Jones	g	0-2	0-0	0-0	0-3-3	1	0	2	14
4	Rae Johnson	g	0-0	0-0	0-0	0-0-0	1	0	0	3
13	Raege Espenmiller-M	g	4-8	4-6	2-2	1-2-3	0	14	2	17
20	Audrey Joens	g	1-5	0-4	0-0	1-1-2	1	2	0	9
23	Maddie Frederick	g	1-1	1-1	0-0	0-0-0	0	3	0	3
31	Morgan Kane	g	0-0	0-0	0-0	0-0-0	0	0	0	5
TEAM	Totals		32-64	14-29	13-14	8-26-34	15	91	20	200

1st Q	2nd Q	3rd Q	4th Q	Game
Field Goals	.375	.389	.643	.625
Three-Point FG	.222	.250	.750	.667
Free Throws	1.000	1.000	1.000	.000
Deadball Rebounds				0

Blocks: 2 (Donarski & Wise) Steals: 6 (As. Joens, 2)

Officials: Michael McConnell, Brian Garland, Bruce Morris
Technical Fouls: Kansas State - None; Iowa State - None | Attendance: 802

Score by Periods	1st	2nd	3rd	4th	Total
Kansas State	16	24	13	16	69
Iowa State	18	19	26	28	91

GAME 9 (20/22) Texas Kansas State December 21, 2020 | Manhattan, Kan.

No.	N A M E	F	G	3FG	FT	RB	PF	TP	A	MIN
35	Charli Collier	c	9-18	0-1	9-11	5-1-6	1	27	0	40
3	Karisma Ortiz	g	0-6	0-5	0-0	1-3-4	3	0	1	24
11	Joaime Allen-Taylor	g	6-18	0-4	2-2	1-4-5	3	14	5	39
15	Kyra Lambert	g	1-2	1-1	0-0	0-1-1	3	3	1	17
31	Audrey Warren	g	3-9	1-2	5-6	2-2-4	4	12	2	34
1	Lauren Ebo	g	2-6	0-0	0-0	3-2-5	3	4	1	14
10	Shay Holle	g	0-1	0-0	0-0	1-0-1	0	0	0	3
23	DeYona Gaston	g	0-0	0-0	0-0	0-0-0	0	0	0	6
25	Ashley Chevalier	g	0-2	0-2	2-2	1-1-2	3	2	3	23
TEAM	Totals		21-62	2-15	18-21	15-17-32	20	62	13	200

1st Q	2nd Q	3rd Q	4th Q	Game
Field Goals	.308	.444	.333	.231
Three-Point FG	.333	.000	.000	.000
Free Throws	1.000	.714	1.000	.875
Deadball Rebounds				1

Blocks: 2 (Collier, Ortiz); Steals: 13 (Chevalier, 5; Allen-Taylor, 3)

No.	N A M E	F	G	3FG	FT	RB	PF	TP	A	MIN
50	Ayoka Lee	c	3-4	0-0	3-4	1-1-2	5	9	0	17
4	Sydney Goodson	g	0-3	0-2	2-2	0-1-1	1	2	3	28
12	Rachel Ranke	g	4-6	2-3	0-0	0-7-7	4	10	0	32
24	Emilee Ebert	g	2-5	2-3	3-4	0-6-6	2	9	3	30
31	Christianna Carr	g	6-12	1-3	0-0	0-6-6	3	13	1	32
2	Cymone Goodrich	g	2-3	0-0	2-3	0-1-1	1	6	1	14
13	Laura Macke	g	0-1	0-1	0-0	0-0-0	1	0	0	8
23	Jada Moore	g	0-2	0-1	3-4	0-2-2	1	3	2	16
33	Ashley Ray	g	0-0	0-0	0-0	0-0-0	2	0	0	12
41	Taylor Lauterbach	g	0-0	0-0	0-0	0-1-1	3	0	0	11
TEAM	Totals		17-36	5-13	13-17	2-27-29	23	52	10	200

1st Q	2nd Q	3rd Q	4th Q	Game
Field Goals	.462	.400	.500	.500
Three-Point FG	.000	1.000	.400	.500
Free Throws	.000	1.000	.800	.333
Deadball Rebounds				5

Blocks: 6 (Lee, 4); Steals: 9 (Ranke, 4; Goodson, 2)

Officials: Jesse Dickerson, Billy Smith, Doug Knight
Technical Fouls: Texas - None; Kansas State - None | Attendance: 623

Score by Periods	1st	2nd	3rd	4th	Total
Texas	12	21	16	13	62
Kansas State	12	9	16	15	52

GAME 10 Kansas State (rv/rv) West Virginia January 20, 2021 | Morgantown, W. Va.

No.	N A M E	F	G	3FG	FT	RB	PF	TP	A	MIN
13	Laura Macke	f	1-5	1-3	0-0	0-2-2	2	3	1	25
50	Ayoka Lee	c	6-9	0-0	4-4	3-9-12	4	16	0	35
23	Jada Moore	g	4-5	0-1	0-0	0-0-0	1	8	3	20
24	Emilee Ebert	g	1-2	1-2	2-2	0-5-5	3	5	1	28
43	Christianna Carr	g	5-13	5-9	0-0	0-2-2	2	15	1	33
2	Cymone Goodrich	g	1-3	0-0	0-0	0-2-2	4	7	8	26
4	Sydney Goodson	g	2-4	1-2	2-2	0-4-4	4	2	0	28
33	Ashley Ray	g	0-0	0-0	0-0	0-0-0	0	0	0	3
41	Taylor Lauterbach	g	0-0	0-0	0-0	0-0-0	1	0	0	2
TEAM	Totals		20-41	8-17	8-8	7-24-31	21	56	14	200

1st Q	2nd Q	3rd Q	4th Q	Game
Field Goals	.429	.533	.500	.444
Three-Point FG	.250	.600	.500	.500
Free Throws	.000	.000	1.000	.000
Deadball Rebounds				3

Blocks: 4 (Macke, 2; Lee, Ebert); Steals: 7 (Goodson, 4)

No.	N A M E	F	G	3FG	FT	RB	PF	TP	A	MIN
12	Esmerly Martinez	f	4-12	1-2	2-2	6-2-8	0	11	0	32
14	Kari Niblack	g	8-15	0-0	7-9	1-2-3	3	23	2	40
31	Rochelle Norris	c	0-0	0-0	0-0	0-0-0	0	0	0	8
2	Kysre Gondrezick	g	5-12	1-5	11-15	1-3-4	1	22	2	40
30	Madison Smith	g	1-7	0-3	1-1	0-0-0	3	3	5	40
0	Jayla Hemingway	g	0-2	0-1	0-0	0-2-2	0	0	2	20
5	Jasmine Carson	g	1-2	1-2	3-4	0-0-0	0	6	3	16
22	Blessing Ejorfor	g	0-0	0-0	0-0	0-1-1	0	0	0	4
TEAM	Totals		19-50	3-13	24-31	9-11-20	7	65	14	200

	1st Q	2nd Q	3rd Q	4th Q	Game
Field Goals	.154	.364	.462	.538	.380
Three-Point FG	.000	.000	.333	.667	.231
Free Throws	1.000	1.000	.600	.769	.774

GAME 13 (rv/rv) Iowa State Kansas State January 28, 2021 | Manhattan, Kan.

No. 1 (11-5, 7-2)										
No.	N A M E		FG	3FG	FT	RB	PF	TP	A	MIN
25	Kristin Scott	c	6-13	2-6	1-1	2-4-6	4	15	0	25
10	Kylie Feuerbach	g	1-3	0-1	0-0	1-3-4	0	2	2	19
11	Emily Ryan	g	2-5	0-3	0-0	0-4-4	1	4	6	40
21	Lexi Donarski	g	1-10	1-7	3-4	2-3-5	3	6	1	28
24	Ashley Joens	g	5-13	1-4	11-12	2-6-8	0	22	4	40
1	Madison Wise	g	1-3	0-2	1-2	1-1-2	1	3	0	21
4	Rae Johnson	g	2-4	2-3	0-0	0-3-3	0	6	0	11
13	Maggie Espenmiller-McGraw	g	1-5	1-4	1-2	0-1-1	0	4	1	12
31	Morgan Kane	g	0-0	0-0	0-0	0-0-0	1	0	0	4
TEAM					1-0-1					
Totals			19-56	7-30	17-21	9-25-34	10	62	11	200

	1st Q	2nd Q	3rd Q	4th Q	Game
Field Goals	.455	.444	.267	.167	.339
Three-Point FG	.429	.250	.111	.167	.233
Free Throws	1.000	.800	.833	.750	.810
Deadball Rebounds					6
Blocks: 1 (Scott); Steals: 4 (Ryan, Joens, Wise, Espenmiller-McGraw)					

Ks. 5-8 (5-8, 0-6)									
No.	N A M E		FG	3FG	FT	RB	PF	TP	A MIN
13	Laura Macke	f	3-8	0-2	0-0	2-1-3	4	6	2 21
50	Ayoka Lee	c	7-12	0-0	5-5	1-1-12	3	19	0 28
4	Sydney Goodson	g	4-9	3-6	0-0	1-4-5	3	11	2 38
24	Emilee Ebert	g	2-10	1-5	1-2	0-3-3	5	6	4 37
43	Christianna Carr	g	5-11	0-2	4-5	1-5-6	4	14	5 33
2	Cymone Goodrich		0-1	0-0	0-0	0-0-0	1	0	2 15
12	Rachel Ranke		2-7	0-3	0-0	0-3-3	1	4	2 26
23	Jada Moore		0-0	0-0	0-0	0-1-1	1	0	1 2
TEAM						2-1-3			
Totals			23-58	4-18	10-12	7-29-36	22	60	18 200

	1st Q	2nd Q	3rd Q	4th Q	Game
Field Goals	.500	.375	.500	.214	.397
Three-Point FG	.500	.000	.500	.000	.222
Free Throws	.000	.600	1.000	1.000	.833
Deadball Rebounds					2
Blocks: 4 (Ebert, 2); Steals: 6 (Ranke, 2; Goodson, 2; Macke, 2)					

Officials: Cameron Inouye, Bill Larence, Greg Small
Technical Fouls: Iowa State-None; Kansas State-None | Attendance: 620

Score by Periods	1st	2nd	3rd	4th	Total
Iowa State	15	22	14	11	62
Kansas State	17	15	18	10	60

GAME 15 Kansas State Texas Tech February 3, 2021 | Lubbock, Texas

Kans. State (5-10, 0-8)										
No.	N A M E		FG	3FG	FT	RB	PF	TP	A	MIN
50	Ayoka Lee	c	7-8	0-0	5-6	0-5-5	5	19	1	20
4	Sydney Goodson	g	4-9	3-7	2-2	1-4-5	3	13	2	35
12	Rachel Ranke	g	2-9	2-6	2-2	0-3-3	3	8	4	40
24	Emilee Ebert	g	2-9	1-3	1-2	1-4-5	2	6	4	32
43	Christianna Carr	g	8-20	2-7	0-0	0-5-5	4	18	2	42
2	Cymone Goodrich	g	0-0	0-0	0-0	0-0-0	0	0	0	13
13	Laura Macke	g	1-1	1-1	0-0	0-1-1	0	3	1	13
23	Jada Moore	g	1-2	0-0	0-0	2-0-2	0	2	2	10
33	Ashley Ray	g	0-0	0-0	0-0	0-0-0	2	0	0	6
41	Taylor Lauterbach	g	3-4	0-0	0-0	1-1-2	1	6	1	14
TEAM						1-0-1				
Totals			28-62	9-24	10-12	6-23-29	20	75	17	225

	1st Q	2nd Q	3rd Q	4th Q	OT	Game
Field Goals	.385	.529	.615	.385	.167	.452
Three-Point FG	.167	.500	.500	.500	.000	.375
Free Throws	1.000	.000	.833	.500	1.000	.833
Deadball Rebounds						4
Blocks: 2 (Lauterbach, 2); Steals: 7 (Ranke, 3; Goodson, 2)						

Nexas Tech (9-9, 4-8)										
No.	NAME		FG	3FG	FT	RB	PF	TP	A	MIN
12	Vivian Gray	f	8-17	1-3	11-17	1-5-6	3	28	10	44
34	Lexi Gordon	f	1-13	0-6	0-0	1-5-6	1	2	1	28
23	Khadija Faye	c	9-12	0-0	2-5	5-9-14	3	20	2	32
3	Maka Jackson	g	4-7	0-1	2-2	4-3-7	2	10	1	39
10	Naje Murray	g	5-8	5-7	0-0	1-1-2	1	15	2	34
20	Bryn Gerlich	g	1-4	0-3	2-2	0-3-3	0	4	6	35
25	Dajia Powell	g	0-0	0-0	0-0	0-0-0	0	0	0	1
33	Khyia Wade-Warren	g	1-2	0-0	0-0	1-0-1	0	2	0	6
35	Alexis Tucker	g	0-0	0-0	2-2	0-0-0	0	2	0	6
TEAM						2-0-2				
Totals			29-63	6-20	19-28	15-26-41	10	83	22	225

	1st Q	2nd Q	3rd Q	4th Q	OT	Game
Field Goals	.400	.583	.333	.500	.600	.460
Three-Point FG	.250	.500	.286	.200	.000	.300
Free Throws	.500	.500	1.000	.700	.600	.679
Deadball Rebounds						5
Blocks: 5 (Faye, 2; Gray, 2); Steals: 4 (Four tied, 1)						

Officials: Brenda Pantoja, Scott Yarbrough, Chaney Muench
Technical Fouls: Kansas State-Coach; Texas Tech-None | Attendance: 2014

Score by Periods	1st	2nd	3rd	4th	OT	Total
Kansas State	13	21	24	13	4	75
Texas Tech	14	17	16	24	12	83

GAME 17 Kansas State TCU February 10, 2021 | Fort Worth, Texas

Kansas State (5-12, 0-10)										
No.	N A M E		FG	3FG	FT	RB	PF	TP	A	MIN
50	Ayoka Lee	c	10-18	0-0	6-7	1-5-6	2	26	1	38
4	Sydney Goodson	g	1-2	1-2	0-0	2-1-3	3	3	8	26
12	Rachel Ranke	g	4-7	3-4	2-2	0-9-9	3	13	2	36
24	Emilee Ebert	g	2-5	1-3	5-6	1-4-5	2	10	3	33
43	Christianna Carr	g	3-12	1-6	0-0	0-6-6	1	7	4	32
2	Cymone Goodrich	g	1-1	0-0	0-0	0-1-1	2	2	3	19
13	Laura Macke	g	3-5	0-1	0-0	1-2-3	1	6	0	14
33	Ashley Ray	g	0-0	0-0	0-0	0-0-0	0	0	0	2
TEAM						0-1-1				
Totals			24-50	6-16	13-15	5-29-34	14	67	21	200

	1st Q	2nd Q	3rd Q	4th Q	Game
Field Goals	.417	.727	.400	.417	.480
Three-Point FG	.500	.500	.000	.400	.375
Free Throws	1.000	1.000	1.000	.750	.867
Deadball Rebounds					2
Blocks: 4 (Lee, 2); Steals: 4 (Ranke, 2)					

TCU (9-9, 3-9)									
No.	N A M E		FG	3FG	FT	RB	PF	TP	A MIN
23	Michelle Berry	f	5-13	2-4	3-5	2-4-6	0	15	5 37
32	Patricia Morris	f	1-2	0-0	1-1	3-1-4	4	3	0 18
0	Caroline Germond	g	0-4	0-3	0-0	0-1-1	2	0	2 16
1	Aashiyah Jackson	g	1-6	1-6	0-0	0-2-2	0	3	1 35
20	Lauren Heard	g	9-16	4-8	5-6	0-8-8	2	27	9 39
5	Yummi Morris	g	2-4	0-0	0-0	1-2-3	3	4	1 12
13	Tavi Diggs	g	1-3	0-0	0-0	0-1-1	0	2	3 5
15	Aja Holmes	g	6-12	6-12	2-2	0-0-0	2	20	0 28
22	Kayla Mokwuah	g	2-3	0-0	0-0	0-0-0	2	4	1 10
TEAM						2-1-3			
Totals			27-63	13-33	11-14	8-20-28	15	78	22 200

	1st Q	2nd Q	3rd Q	4th Q	Game
Field Goals	.316	.333	.588	.500	.429
Three-Point FG	.273	.333	.556	.500	.394
Free Throws	.500	.000	.750	.875	.786
Deadball Rebounds					3
Blocks: 2 (Jackson & Mokwuah); Steals: 11 (Heard, 5; Berry, 3)					

Officials: Felicia Grinter, Cameron Inouye, Brian Hall
Technical Fouls: Kansas State-None; TCU-None | Attendance: 824

Score by Periods	1st	2nd	3rd	4th	Total
Kansas State	14	20	15	18	67
TCU	16	13	28	21	78

GAME 14 Oklahoma Kansas State January 31, 2021 | Manhattan, Kan.

Oklahoma (5-8, 3-5)									
No.	N A M E		FG	3FG	FT	RB	PF	TP	A MIN
12	Naveah Tot	g	2-4	1-1	0-0	1-2-3	3	5	3 33
1	Gabby Gregory	g	5-15	4-10	5-6	1-4-5	1	19	2 39
25	Madi Williams	g	7-19	0-1	4-5	1-5-6	0	18	7 40
30	Taylor Robertson	g	4-11	2-7	6-6	0-4-4	3	16	2 40
32	Tatum Veitenheimer	g	6-8	3-5	0-0	0-3-3	4	15	3 35
	Skyler Vann	g	3-6	1-3	0-0	1-3-4	2	7	0 13
	TEAM					0-2-2			
	Totals		27-63	11-27	15-17	4-23-27	13	80	17 200

	1st Q	2nd Q	3rd Q	4th Q	Game
Field Goals	.500	.556	.333	.313	.429
Three-Point FG	.571	.400	.200	.400	.407
Free Throws	.500	.000	1.000	1.000	.882
Deadball Rebounds					0
Blocks: 3 (Williams, 2); Steals: 12 (Williams, 5; Veitenheimer, 5)					

Kansas State (5-9, 0-7)										
No.	N A M E	FG	3FG	FT	RB	PF	TP	A	MIN	
13	Laura Macke	f	1-2	0-0	1-2	0-1-1	2	3	3	28
50	Ayoka Lee	c	15-23	0-0	7-10	6-12-18	4	37	0	39
4	Sydney Goodson	g	1-5	1-4	2-2	0-1-1	3	5	3	28
24	Emilee Ebert	g	0-1	0-0	2-2	0-4-4	1	2	5	25
43	Christianna Carr	g	5-14	4-11	3-4	0-3-3	2	17	3	37
2	Cymone Goodrich	g	0-0	0-0	0-0	0-0-0	0	0	3	11
12	Rachel Ranke	g	5-9	4-7	0-0	0-6-6	2	14	4	25
23	Jada Moore	g	0-0	0-0	0-0	0-4-4	1	0	3	7
TEAM										
Totals		27-54	9-22	15-20	8-33-41	15	78	24	200	

	1st Q	2nd Q	3rd Q	4th Q	Game
Field Goals	.500	.583	.500	.429	.500
Three-Point FG	.333	.500	.400	.400	.409
Free Throws	.000	.556	.500	1.000	.750
Deadball Rebounds					2
Blocks: 4 (Lee: 2); Steals: 3 (Macke: Ebert: Goodrich)					

2020-21 K-STATE WOMEN'S BASKETBALL NOTES

GAME 19 Kansas State (rv/rv) Oklahoma State February 17, 2021 | Stillwater, Okla.

Kansas State (6-13, 1-11)

No.	N A M E	FG	3FG	FT	RB	PF	TP	A	MIN
13	Laura Macke	f	0-5	0-2	2-2	0-5	1	2	31
50	Ayoka Lee	c	12-19	0-0	3-4	2-5	3	27	0 37
2	Cymone Goodrich	g	1-6	0-0	1-2	0-7	3	3	1 35
12	Rachel Ranke	g	1-13	1-8	0-0	0-4	0	3	1 38
24	Emilee Ebert	g	1-8	0-4	3-4	0-1	2	5	5 39
10	Jada Thorpe	g	0-0	0-0	0-0	0-0	0	0	0 1
23	Jada Moore	g	2-4	0-0	1-1	2-2	0	5	1 13
33	Ashley Ray	g	0-0	0-0	1-2	0-1	0	1	0 2
41	Taylor Lauterbach	g	0-0	0-0	0-2	1-2	1	0	0 4
TEAM	Totals	17-55	1-14	11-17	5-26	31	10	46	10 200

1st Q	2nd Q	3rd Q	4th Q	Game
Field Goals	.273	.333	.353	.267
Three-Point FG	.000	.250	.000	.000
Free Throws	1.000	.556	.667	.667
Deadball Rebounds				.647
Blocks:	3 (Lee, 2, Ray, 1);	Steals:	8 (Goodrich, 3; Macke, 2)	4

Oklahoma State (16-6, 12-4)

No.	N A M E	FG	3FG	FT	RB	PF	TP	A	MIN
4	Natasha Mack	f	10-17	0-0	4-6	4-13	3	24	0 35
14	Taylen Collins	f	1-4	0-0	0-0	4-2	1	2	3 32
2	Neferlati Notoa	g	2-8	2-5	1-2	1-3	2	7	2 27
21	Ja'Mee Asberry	g	6-12	4-8	2-2	0-1	2	18	0 31
23	Lauren Fields	g	1-5	1-4	0-0	0-7	1	3	5 36
1	Kassidy De Lapp	g	1-3	0-0	1-2	1-0	1	3	3 0 6
3	Micha Dennis	g	0-2	0-0	0-0	0-1	0	0	2 12
15	Livy Keys	g	1-6	0-2	0-0	0-2	1	2	2 19
25	Abbie Winchester	g	0-0	0-0	0-0	0-0	0	0	0 1
35	Brittany Reeves	g	0-1	0-0	0-0	0-1	0	0	0 1
TEAM	Totals	22-58	7-19	8-12	11-35	46	13	59	14 200

1st Q	2nd Q	3rd Q	4th Q	Game
Field Goals	.333	.571	.400	.182
Three-Point FG	.429	.500	.333	.000
Free Throws	.000	1.000	.500	.750
Deadball Rebounds				.667
Blocks:	6 (Mack, 4);	Steals:	9 (Fields, 3; Mack, 2; Collins, 2)	3

Officials: Cameron Inouye, Eric Brewton, Brian Garland
Technical Fouls: Kansas State-None; Oklahoma State-None | Attendance: 505

Score by Periods	1st	2nd	3rd	4th	Total
Kansas State	8	14	14	10	46
Oklahoma State	15	20	17	7	59

GAME 20 Kansas State Texas February 21, 2021 | Austin, Texas

Kansas State (6-14, 1-12)

No.	N A M E	FG	3FG	FT	RB	PF	TP	A	MIN
50	Ayoka Lee	c	1-3	0-0	3-4	1-3	5	5	0 13
2	Cymone Goodrich	g	1-5	0-0	4-4	0-3	2	6	0 33
12	Rachel Ranke	g	3-7	2-4	0-0	1-4	3	8	0 33
40	Emilee Ebert	g	1-3	0-0	5-8	2-3	3	7	1 32
43	Christianna Carr	g	3-13	2-5	4-4	0-3	2	12	0 34
4	Sydney Goodson	g	0-1	0-1	0-0	0-0	0	0	0 8
13	Laura Macke	g	2-2	0-0	2-2	1-2	0	6	0 16
23	Jada Moore	g	1-2	0-0	0-0	0-0	1	2	2 7
33	Ashley Ray	g	0-0	0-0	0-0	0-0	2	0	0 8
41	Taylor Lauterbach	g	1-2	0-0	0-0	1-0	0	2	0 16
TEAM	Totals	13-38	4-10	18-22	7-23	30	18	48	4 200

1st Q	2nd Q	3rd Q	4th Q	Game
Field Goals	.500	.333	.333	.200
Three-Point FG	.500	.000	.500	.667
Free Throws	1.000	.000	.800	.667
Deadball Rebounds				.818
Blocks:	4 (Ray, 2; Carr, 2);	Steals:	5 (Ebert, 2; Carr, 2)	2

Texas (15-6, 9-5)

No.	N A M E	FG	3FG	FT	RB	PF	TP	A	MIN
35	Charli Collier	c	7-15	0-2	7-11	6-8	3	21	1 39
0	Celeste Taylor	g	6-14	1-5	0-2	2-3	2	13	4 40
11	Joanne Allen-Taylor	g	3-8	1-2	0-0	0-1	4	7	1 20
15	Myra Lambert	g	3-8	2-4	0-0	1-0	1	8	2 35
31	Audrey Warren	g	3-9	0-0	2-4	6-4	5	8	2 37
10	Lauren Ebo	g	0-1	0-0	0-0	0-0	1	0	0 3
03	Karisma Ortiz	g	0-1	0-1	0-0	1-0	4	0	1 14
25	Ashley Chevalier	g	1-2	0-1	0-0	0-2	0	2	3 12
TEAM	Totals	23-58	4-15	9-17	16-21	37	20	59	14 200

1st Q	2nd Q	3rd Q	4th Q	Game
Field Goals	.143	.563	.385	.467
Three-Point FG	.000	.333	.333	.333
Free Throws	1.000	.500	.500	.200
Deadball Rebounds				.3
Blocks:	2 (Collier & Taylor);	Steals:	8 (Taylor, 4)	

Officials: Maj Forsberg, Roy Gulbeyan, Doug Knight
Technical Fouls: Kansas State-None; Texas-None | Attendance: 0

Score by Periods	1st	2nd	3rd	4th	Total
Kansas State	17	8	13	10	48
Texas	8	21	14	16	59

GAME 21 Texas Tech Kansas State February 24, 2021 | Manhattan, Kan.

Texas Tech (10-13, 5-12)

No.	N A M E	FG	3FG	FT	RB	PF	TP	A	MIN
12	Vivian Gray	f	9-17	1-2	5-6	1-5	5	24	4 37
34	Lexi Gordon	f	4-14	2-10	2-2	0-4	1	12	1 31
23	Khadija Faye	c	2-8	0-0	0-2	2-4	4	4	3 17
03	Maka Jackson	g	1-3	0-0	0-2	0-2	5	4	4 30
10	Naj Murray	g	8-11	8-11	2-4	0-5	2	26	4 38
20	Brynn Gordon	g	0-2	0-2	1-2	1-3	3	1	5 28
25	Dajia Powell	g	0-0	0-0	0-0	0-0	0	0	0 3
33	Khyia Wade-Warren	g	0-0	0-0	2-2	0-1	3	2	0 6
35	Alexis Tucker	g	3-3	0-0	0-0	2-2	0	6	2 10
TEAM	Totals	27-58	11-25	14-20	6-27	33	23	79	23 200

1st Q	2nd Q	3rd Q	4th Q	Game
Field Goals	.333	.400	.647	.429
Three-Point FG	.333	.333	.667	.429
Free Throws	.857	.000	.667	.500
Deadball Rebounds				.700
Blocks:	2 (Faye & Jackson);	Steals:	9 (Faye, 4; Murray, 2; Gray, 2)	3

Kansas State (7-14, 2-12)

No.	N A M E	FG	3FG	FT	RB	PF	TP	A	MIN
50	Ayoka Lee	c	5-7	0-0	2-3	5-3	4	12	0 23
02	Cymone Goodrich	g	1-7	0-0	0-0	1-3	0	2	9 28
12	Rachel Ranke	g	4-14	4-12	2-2	0-4	2	14	3 32
24	Emilee Ebert	g	6-11	3-4	4-4	1-4	5	19	1 33
43	Christianna Carr	g	6-15	2-6	10-11	1-10	11	24	3 31
04	Sydney Goodson	g	2-6	2-5	3-4	2-1	3	0	9 1 20
13	Laura Macke	g	2-5	0-0	2-3	2-0	2	6	2 19
23	Jada Moore	g	0-0	0-0	0-0	0-1	0	0	1 5
33	Ashley Ray	g	0-0	0-0	0-0	0-1	3	0	0 7
41	Taylor Lauterbach	g	0-0	0-0	0-0	0-0	0	0	0 2
TEAM	Totals	26-65	11-27	23-27	13-28	41	17	86	20 200

1st Q	2nd Q	3rd Q	4th Q	Game
Field Goals	.333	.588	.333	.333
Three-Point FG	.333	.600	.500	.200
Free Throws	.667	.667	.909	.900
Deadball Rebounds				.852
Blocks:	2 (Lee, 2);	Steals:	7 (Goodrich, 2)	3

Officials: Felicia Grinter, Brian Garland, Nick Marshall
Technical Fouls: Texas Tech-None; Kansas State-None | Attendance: 684

Score by Periods	1st	2nd	3rd	4th	Total
Texas Tech	15	15	32	17	79
Kansas State	19	25	26	16	86

GAME 22 Kansas State (7/7) Baylor February 27, 2021 | Waco, Texas

Kansas State (7-15, 2-13)

No.	N A M E	FG	3FG	FT	RB	PF	TP	A	MIN
50	Ayoka Lee	c	3-4	0-0	2-2	1-1	4	8	1 15
2	Cymone Goodrich	g	0-4	0-0	3-4	2-2	1	3	3 26
12	Rachel Ranke	g	3-13	3-8	0-0	0-1	0	9	3 28
24	Emilee Ebert	g	3-4	1-1	0-0	0-2	0	7	1 35
43	Christianna Carr	g	3-13	1-5	0-0	0-1	4	7	0 18
4	Sydney Goodson	g	0-0	0-0	0-0	0-0	1	0	0 3
13	Laura Macke	g	1-5	1-1	0-0	2-3	1	3	0 23
23	Jada Moore	g	2-5	0-1	0-0	1-2	0	4	6 23
33	Ashley Ray	g	1-3	0-0	0-0	0-1	1	2	1 10
41	Taylor Lauterbach	g	2-3	1-2	1-2	1-2	2	6	0 19
TEAM	Totals	18-54	7-18	6-8	10-15	25	14	49	15 200

1st Q	2nd Q	3rd Q	4th Q	Game
Field Goals	.231	.400	.385	.333
Three-Point FG	.250	1.000	.600	.143
Free Throws	1.000	.000	.750	.500
Deadball Rebounds				.750
Blocks:	4 (Lauterbach, 3);	Steals:	6 (Moore, 2; Ranke, 2)	2

Baylor (19-2, 14-1)

No.	N A M E	FG	3FG	FT	RB	PF	TP	A	MIN
01	Nalyssa Smith	f	7-11	0-0	2-2	2-1	1	16	0 27
25	Queen Egbo	c	7-9	0-0	5-5	1-3	1	19	4 23
02	Didi Richards	g	1-4	0-0	0-0	2-3	0	2	6 20
12	Moon Ursin	g	6-11	1-4	2-2	4-1	5	15	8 27
21	Dijonai Carrington	g	3-8	0-4	0-0	1-2	1	6	1 14
03	Trinity Oliver	g	1-3	0-0	0-0	1-2	0	2	0 9
10	Jaden Owens	g	1-2	1-1	0-0	0-1	1	3	4 16
11	Jordyn Oliver	g	1-4	0-0	0-0	1-2	1	2	1 17
20	Hannah Gusters	g	1-3	0-0	4-6	2-2	1	6	0 15
24	Sarah Andrews	g	3-6	3-3	0-0	0-1	1	9	1 17
51	Caitlin Bickle	g	2-4	1-2	0-0	1-3	0	5	0 15
TEAM	Totals	33-65	6-14	13-15	17-25	42	8	85	25 200

1st Q	2nd Q	3rd Q	4th Q	Game
Field Goals	.667	.346	.786	.385
Three-Point FG	.000	.125	1.000	.667
Free Throws	1.000	1.000	1.000	.500
Deadball Rebounds				.867
Blocks:	6 (Egbo, 2);	Steals:	12 (Egbo, 3; Carrington, 3; Ursin, 2)	3

Officials: Brian Garland, Doug Knight, Missy Brooks
Technical Fouls: Kansas State-None; Baylor-None | Attendance: 2203

Score by Periods	1st	2nd	3rd	4th	Total
Kansas State	9	10	16	14	49
Baylor	20	20	31	14	85

GAME 23 TCU Kansas State March 1, 2021 | Manhattan, Kan.

TCU (8-13, 3-13)

No.	N A M E		FG	3FG	FT	RB	PF	TP	A	MIN
32	Patricia Morris	f	0-1	0-0	0-0	0-3-3	5	0	0	7
1	Ashlyah Jackson	g	2-6	2-4	1-2	0-3-3	3	7	0	37
13	Tavy Diggs	g	4-9	0-1	0-0	0-3-3	2	8	1	30
15	Aja Holmes	g	3-9	2-7	0-0	0-2-2	2	8	0	32
20	Lauren Heard	g	12-27	5-13	6-7	2-4-6	1	35	3	42
0	Caroline Germond		1-4	0-2	1-2	0-2-2	1	3	2	14
4	Aman Conn		0-0	0-0	0-0	0-0-0	0	0	0	3
5	Yummy Morris		0-1	0-0	2-2	0-1-1	5	2	1	19
22	Kayla Mokwuah		1-4	0-0	2-2	2-2-4	4	4	0	14
23	Michelle Berry		4-10	1-6	0-0	1-4-5	2	9	4	37
	TEAM					3-8-11				

2020-21 PLAYER QUICK HIT STATS & NOTES

8-16, 3-14 Big 12 | Last 5: 2-3 | Last 10: 3-7

	PPG	FG%	3FG%	FT%	RPG	APG	TOPG	SPG	BPG
K-State	62.1	.405	.309	.735	36.6	15.5	17.5	6.1	4.5
Opponent	66.6	.391	.325	.723	34.9	15.3	12.1	9.3	2.9

Head Coach.....Jeff Mittie (Missouri Western '89)
 at Kansas State 124-95 (.566; 7th season)
 Overall..... 578-330 (.637; 29th season)

Associate Head Coach Brian Ostermann (7th season)
 Assistant Coach Chris Carr (4th season)
 Assistant Coach Ebony Haliburton (2nd season)
 Dir. of Recruiting Ops. Ebony Gilliam
 Dir. of S/A Development Sadie Thramer

2

**Cymone GOODRICH**Guard | 5-10 | Jr.-2L
Chicago, Ill. / South Shore International Prep

	GP/S	MIN	PTS	REB	AST	FG	3FG	FT
20-21	23/8	19.0	2.5	1.9	2.6	.265	.000	.759
Career	84/12	15.7	3.0	1.5	1.3	.283	.202	.618

- Career season-high for assists this season (60)
- 4 career games with 10 or more points
- Career-high 12 points at Oklahoma St. (12/31/17)
- Career-high 9 assists vs. Texas Tech (2/24/21)
- 3rd player in program history from Illinois

4

**Sydney GOODSON**Guard | 5-8 | Sr.-TR
Argyle, Texas / Texas Tech | Arizona State

	GP/S	MIN	PTS	REB	AST	FG	3FG	FT
20-21	22/15	26.7	6.9	2.9	2.6	.325	.304	.867
Career*	104/62	25.1	6.9	3.5	2.3	.381	.335	.785

- Two-time Academic All-Big 12 First Team
- Played in 55 games at Texas Tech
- Averaged 9.5 ppg, 5.3 rpg & 2.9 apg with the Lady Raiders

^ - at Texas Tech | * Totals include Texas Tech and Arizona State

10

**Jada THORPE**Guard | 5-8 | R-Fr.-SQ
Chicago, Ill. / Simeon Career Academy

	GP/S	MIN	PTS	REB	AST	FG	3FG	FT
20-21	5/0	1.0	0.0	0.0	0.0	.000	.000	.000
Career	5/0	1.0	0.0	0.0	0.0	.000	.000	.000

- Missed the 2019-20 season due to injury
- 3rd Wildcat in program history from Chicago
- Prospects Nation Watch List for Class of 2019

12

**Rachel RANKE**Guard | 6-1 | R-Jr.-2L
Burnsville, Minn. / Eastview HS

	GP/S	MIN	PTS	REB	AST	FG	3FG	FT
20-21	23/17	29.9	9.1	4.3	2.4	.323	.303	.733
Career	98/85	30.8	10.3	3.6	1.6	.341	.318	.732

- 42nd in program history w/ 1,011 career pts
- Career-high 26 pts at Texas Tech (2/26/18)
- Career-high 8 3-pt FGs made at Oklahoma (2/10/19)
- 7th in program history for career 3-pt FGs made (222)
- Career-high for assists this season (55)

2020-21 Preseason All-Big 12 Honorable Mention | 2018 Big 12 All-Freshman Team
Career 20-pt Games: 7 (Last - 21, vs. West Virginia, 3/9/19)

13

**Laura MACKE**Forward | 6-2 | Jr.-2L
Baileyville, Kan. / Nemaha Central HS

	GP/S	MIN	PTS	REB	AST	FG	3FG	FT
20-21	24/10	20.1	4.9	3.8	1.0	.434	.250	.595
Career	84/11	11.9	2.7	2.1	0.6	.448	.246	.590

- Career-high 11 pts & 9 rebs vs. UIC (11/11/19)
- Career season-highs for pts, FGs made & attempted
- Career season-highs for rebs, assts, blks & stls
- 2020 Academic All-Big 12 First Team
- 2018-19 Big 12 Academic All-Rookie Team

23

**Jada MOORE**Guard | 5-11 | Fr.-HS
Denver, Colo. / Regis Jesuit HS

	GP/S	MIN	PTS	REB	AST	FG	3FG	FT
20-21	19/1	13.2	2.7	2.1	1.7	.386	.133	.545
Career	19/1	13.2	2.7	2.1	1.7	.386	.133	.545

- Career-high 8 pts at West Virginia (1/20/21)
- Career-high 6 assts at Baylor (2/27/21)
- 5th player in program history from the state of Colorado
- High school teammate of Stanford's Fran Belibi
- Played AAU for Colorado Premiere and coached by former NBA player Keith Van Horn

24

**Emilee EBERT**Guard | 6-0 | So.-1L
Frankfort, Kan. / Frankfort HS

	GP/S	MIN	PTS	REB	AST	FG	3FG	FT
20-21	24/24	31.0	6.0	3.7	3.1	.352	.300	.750
Career	48/24	19.6	3.8	2.2	1.9	.356	.311	.703

- Season career-highs in every category in '20-21
- Career-high 19 pts vs. Texas Tech (2/24)
- Career high 7 assts vs. West Virginia (3/3)
- Career high 7 rebs vs. South Dakota State (12/10)
- Career high w/ 4 blks vs. Southern (11/29)
- Set school record for blks by a guard in a season (23)

33

**Ashley RAY**Center | 6-4 | Sr.-2L
Girard, Kan. / Girard HS

	GP/S	MIN	PTS	REB	AST	FG	3FG	FT
20-21	21/2	5.5	0.6	0.8	0.2	.333	-	.500
Career	93/9	6.9	1.1	1.0	0.1	.404	-	.392

- Played in 8 games in '19-20; missed remainder of season due to injury
- Career-high 9 pts & 7 rebs vs. Chicago State
- Has blocked two or more shots in six games
- Shortest last name in program history

41

**Taylor LAUTERBACH**Center | 6-6 | Fr.-HS
Appleton, Wis. / Appleton West HS

	GP/S	MIN	PTS	REB	BLK	FG	3FG	FT
20-21	21/0	9.7	2.0	2.8	0.7	.415	.167	.350
Career	21/0	9.7	2.0	2.8	0.7	.415	.167	.350

- Blocked 6 shots at UCA (12/5/20)
- Pulled in 16 rebs vs. Idaho State (12/8/20)
- 4 career games with 2+ blocks
- Tallest player in program history to make a 3-pt FG
- Tallest player in program history
- 3rd player in program history from the state of Wisconsin

43

**Christianna CARR**Guard | 6-1 | Jr.-1L
Manhattan, Kan. / Manhattan HS

	GP/S	MIN	PTS	REB	AST	FG	3FG	FT
20-21	21/21	32.1	15.0	4.9	1.7	.380	.378	.790
Career	83/81	29.4	11.1	3.3	1.3	.331	.309	.741

- Two career double-doubles
- Career-high 31 pts vs. TCU (3/1/21)
- Career-high 5 3-pt FGs made (4x)
- 42 career games with 10+ pts
- 46 career games with 2+ 3pt FGs made
- 10th in school history for career 3-pt FGs made (162)

2019 Big 12 All-Freshman Team
Career 20-pt Games: 12 (Last - 31, vs. TCU, 3/1/21)

50

**Ayoka LEE**Center | 6-5 | So.-1L
Byron, Minn. / Byron HS

	GP/S	MIN	PTS	REB	BLK	FG	3FG	FT
20-21	22/22	27.5	18.8	8.3	1.7	.607	-	.808
Career	51/51	30.1	17.0	10.1	2.5	.585	-	.756

- Career-high 37 pts vs. Oklahoma (1/31/21)
- 26 career double-doubles; 1st player in program history with a 20-pt/20-reb double-double
- '21 Naismith, Wade, Wooden & Leslie Award candidate
- 2020-21 Preseason All-Big 12 Team (unanimous)
- 2020 Academic All-Big 12 First Team

2020 All-Big 12 First Team | 2020 Big 12 Freshman of the Year
Career 20-pt Games: 19 (Last - 26, vs. West Virginia (3/3/21))

TOP SCORING PERFORMANCES

1. Ayoka Lee, vs. Oklahoma (1/31/21) 37
2. Ayoka Lee, vs. Kansas City (12/14/20) 31
- Christianna Carr, vs. TCU (3/1/21) 31

TOP REBOUNTING PERFORMANCES

1. Ayoka Lee, vs. Oklahoma (1/31/21) 18
2. Taylor Lauterbach, vs. Idaho State (12/8/20) 16
- Ayoka Lee, vs. Kansas (2/13/21) 16

TOP ASSIST PERFORMANCES

1. Cymone Goodrich, vs. Texas Tech (2/24/21) 9
2. Sydney Goodson, twice 8
- Cymone Goodrich, at West Virginia (1/20/21) 8