

K-STATE

WOMEN'S BASKETBALL

950+ ALL-TIME VICTORIES • 25 20-WIN SEASONS
 • 16 NCAA TOURNAMENT APPEARANCES
 • 6 WNIT APPEARANCES • 2006 WNIT CHAMPIONS
 • 10 CONFERENCE TITLES • 12 ALL-AMERICANS
 • 8 WNBA DRAFT PICKS

SOUTHERN AT KANSAS STATE

2020-21 SCHEDULE & RESULTS


OVERALL RECORD: 0-0

BIG 12: 0-0 | NON-CONFERENCE: 0-0
 HOME: 0-0 | AWAY: 0-0 | NEUTRAL: 0-0

NOVEMBER (0-0)

29 SOUTHERN +  1 p.m.

DECEMBER (0-0)

3 (11/12) KENTUCKY % +  6:30 p.m.

6 UT ARLINGTON +  12 p.m.

8 IDAHO STATE +  1 p.m.

10 SOUTH DAKOTA STATE +  6:30 p.m.

12 OMAHA +  1 p.m.

14 KANSAS CITY +  6:30 p.m.

18 at Iowa State * + TBD

21 TEXAS * + 7 p.m.

JANUARY (0-0)

2 at Oklahoma * + TBD

5 WEST VIRGINIA * + 6:30 p.m.

10 at Baylor * + 2 p.m.

14 TCU * + 6:30 p.m.

17 OKLAHOMA STATE * + TBD

20 at West Virginia * + TBD

23 at Kansas * + TBD

27 IOWA STATE * + 6:30 p.m.

31 OKLAHOMA * + TBD

FEBRUARY (0-0)

3 at Texas Tech * + TBD

7 BAYLOR * + TBD

10 at TCU * + TBD

13 KANSAS * + TBD

17 at Oklahoma State * + TBD

21 at Texas * + TBD

24 TEXAS TECH * + 6:30 p.m.

MARCH (0-0)

11-14 TBD ^ + TBA

Schedule subject to change | **Bold** indicates home game | All times Central | Opponent Rankings are AP/Coaches | + - Game broadcast on K-State Sports Network and kstatesports.com | % - SEC/Big 12 Challenge | * - Big 12 game | ^ - Phillips 66 Big 12 Championship (Kansas City, Mo.)



AP
-
Coach
-

0-0, 0-0 SWAC

GAME 1
NOVEMBER 29, 2020
1 p.m.
Bramlage Coliseum
Manhattan, Kan.



AP
-
Coach
-

0-0, 0-0 BIG 12

- Kansas State begins its 53rd season on Sunday afternoon, as the Wildcats host Southern at 1 p.m. This begins a seven-game home stand for the Wildcats, the longest since the 1992-93 season.
- Sunday's game can be seen live on Big 12 Now on ESPN+, as Brian Smoller (play-by-play) and Missy Heidrick (analyst) will have the call.
- K-State returns eight letterwinners from last season's squad. Returning players are: juniors **Christianna Carr**, **Cymone Goodrich**, **Laura Macke**, **Rachel Ranke**, **Ashley Ray** and **Savannah Simmons** and sophomores **Emilee Ebert** and **Ayoka Lee**. Ranke and Ray are redshirt juniors, as each missed over 20 games due to injury last season.
- In October, Lee and Ranke were tabbed by the league as Preseason All-Big 12 and Preseason All-Big 12 honorable mention recipients, respectively. In November, Lee was named to the 2021 Lisa Leslie Award, Jersey Mike's Naismith Trophy and the Wade Trophy watch lists.
- The Wildcats will blend in four newcomers and one redshirt for the 2020-21 season: senior **Sydney Goodson**, junior **Makayla Pippin**, redshirt freshman **Jada Thorpe** and freshmen **Taylor Lauterbach** and **Jada Moore**. Goodson played the last two seasons at Texas Tech, before joining the Wildcats for her lone season in purple in 2020-21.

STARTING 5

Five names, numbers or storylines about K-State women's basketball

1. SCHEDULE ODDITY

- In a normal season, K-State typically plays in a multi-team event during this time of the season. However, with the late start to the 2020-21 season, K-State will play its first home game on the date of November 29 since the 1996-97 season.

2. K-STATE SELECTED 4TH BY LEAGUE'S COACHES

- The Wildcats were selected to finish fourth in the 2020-21 Big 12 Preseason Coaches Poll in October. This is the highest preseason ranking in the **Jeff Mittie** era and the highest since the 2004-05 season when K-State was selected third.

3. MITTIE SET FOR 7TH SEASON

- K-State head coach **Jeff Mittie** is prepared for his seventh season in Manhattan. He owns a 116-79 (.595) record and five postseason appearances with the Wildcats.

4. LEE A CANDIDATE FOR A TRIO OF NATIONAL AWARDS

- **Ayoka Lee**, is a candidate for the 2021 Jersey Mike's Naismith Trophy, the 2021 Wade Trophy and the 2021 Lisa Leslie Award. Lee averaged a double-double last season with 15.7 points and 11.4 rebounds.

5. BOARD WORK NOT BORING

- In the 2019-20 season, K-State set a school record for rebounds per game by averaging 43.3 rebounds per game (1,257 rebounds). The Wildcats ranked 10th in the nation for rebounds per game and second in the Big 12.

PROBABLE STARTERS (BASED ON PREVIOUS GAME)

KANSAS STATE (0-0, 0-0 BIG 12)

No.	Player	Pos.	Yr.	Ht.	HOMETOWN	PPG	RPG	APG	FG%	3FG%	FT%
4	Sydney Goodson	G	Sr.	5-8	Argyle, Texas	-	-	-	-	-	-
12	Rachel Ranke	G	R-Jr.	6-1	Burnsville, Minn.	-	-	-	-	-	-
13	Laura Macke	F	Jr.	6-2	Baileyville, Kan.	-	-	-	-	-	-
43	Christianna Carr	G	Jr.	6-1	Manhattan, Kan.	-	-	-	-	-	-
50	Ayoka Lee	C	So.	6-5	Byron, Minn.	-	-	-	-	-	-

Head Coach: **Jeff Mittie** (29th season/7th at K-State) | Career Record: 570-314 (.645); Record at K-State: 116-79 (.595)

SOUTHERN (0-0, 0-0 SWAC)

No.	Player	Pos.	Yr.	Ht.	HOMETOWN	PPG	RPG	APG	FG%	3FG%	FT%
0	Caitlin Davis	G	R-Sr.	5-6	Breaux Bridge, La.	-	-	-	-	-	-
20	Amani McWain	G	Jr.	5-8	Ruston, La.	-	-	-	-	-	-
22	Taneara Moore	F	Jr.	6-0	Baltimore, Md.	-	-	-	-	-	-
25	Genovea Johnson	G	So.	5-8	Fort Lauderdale, Fla.	-	-	-	-	-	-
44	Raven White	F	So.	6-1	Fort Lauderdale, Fla.	-	-	-	-	-	-

Head Coach: **Carlos Funchess** (3rd season/3rd season at southern) | Career Record: 36-27 (.571); Record at Southern: 36-27 (.571)

GAME INFORMATION

TELEVISION

Big 12 Now on ESPN+
 Play-by-Play: Brian Smoller
 Analyst: Missy Heidrick



RADIO

K-State Sports Network
 Online: kstatesports.com
 Play-by-Play: Wade Gerstner



LIVE STATS

kstatesports.com

TICKETS

No fans allowed due to the ongoing COVID-19 pandemic.

NUMBER TO KNOW

163

- In head coach **Jeff Mittie**'s previous six seasons, K-State has recorded 926 blocked shots (154.3 blocks per season) and have three of the top six season block totals in program history.
- As a team in the 2019-20 season, K-State had 163 blocks which were 5.6 per game.
- The total of 163 tied for second in a season in school history and were the most in the Mittie era. K-State was two blocks from setting a new single-season school record.
- The per game total of 5.6 set the single-season record, topping the previous mark of 5.0 set in the 2007-08 season.
- The Wildcats ranked 16th in the nation for total blocks and 11th for blocks per game.

2020-21 K-STATE WOMEN'S BASKETBALL NOTES

BY STATE

Colorado (1)

Jada Moore (Denver)

Illinois (2)

Cymone Goodrich (Chicago); Jada Thorpe (Chicago)

Kansas (4)

Christianna Carr (Manhattan); Emilee Ebert (Frankfort);
Laura Macke (Baileyville); Ashley Ray (Girard)

Maryland (2)

Makayla Pippin (Bethesda); Savannah Simmons (Bel Air)

Minnesota (2)

Ayoka Lee (Byron); Rachel Ranke (Burnsville)

Missouri (1)

Emma Chapman (Columbia)

Texas (1)

Sydney Goodson (Argyle)

Wisconsin (1)

Taylor Lauterbach (Appleton)

BY POSITION

Guards (8)

Christianna Carr; Emilee Ebert; Cymone Goodrich;
Sydney Goodson; Jada Moore; Rachel Ranke;
Savannah Simmons; Jada Thorpe

Forwards (4)

Emma Chapman; Laura Macke; Makayla Pippin; Ashley Ray

Center (2)

Taylor Lauterbach; Ayoka Lee

BY CLASS

Senior (1)

Sydney Goodson

Juniors (7)

Christianna Carr; Cymone Goodrich; Laura Macke;
Makayla Pippin; Rachel Ranke (rs); Ashley Ray (rs);
Savannah Simmons

Sophomores (3)

Emma Chapman; Emilee Ebert; Ayoka Lee

Freshmen (3)

Taylor Lauterbach; Jada Moore; Jada Thorpe (rs)

(rs) - redshirt

K-STATE WOMEN'S BASKETBALL SOCIAL MEDIA DIRECTORY

TWITTER

K-State WBB	@KStateWBB & #KStateWBB
K-State Athletics	@KStateSports
Jeff Mittie	@JeffMittie
Brian Ostermann	@THECoachO
Chris Carr	@CoachCarr43
Ebony Haliburton	@ebony_kstate
Ebony Gilliam	@ebony_gilliam
Sadie Thrasher	@CoachSayT

INSTAGRAM

@kstatewbb
@kstatesports

FACEBOOK

Facebook.com/KStateSports

2020-21 K-STATE ROSTER

NO.	NAME	POS.	HT.	YR-EXP.	HOMETOWN (PREVIOUS SCHOOL)
1	Savannah Simmons	G	6-0	Jr.-2L	Bel Air, Md. (The John Carroll School)
2	Cymone Goodrich	G	5-10	Jr.-2L	Chicago, Ill. (South Shore International Prep)
3	Makayla Pippin	F	6-1	Jr.-TR	Indianapolis, Ind. (Central Arizona College)
4	Sydney Goodson	G	5-9	Sr.-TR	Argyle, Texas (Texas Tech)
10	Jada Thorpe	G	5-9	R-Fr.-SQ	Chicago, Ill. (Simeon Career Academy)
12	Rachel Ranke	G	6-1	R-Jr.-2L	Burnsville, Minn. (Eastview HS)
13	Laura Macke	F	6-2	Jr.-2L	Baileyville, Kan. (Nemaha Central HS)
23	Jada Moore	G	5-11	Fr.-HS	Denver, Colo. (Regis Jesuit HS)
24	Emilee Ebert	G	6-0	So.-1L	Frankfort, Kan. (Frankfort HS)
33	Ashley Ray	C	6-4	R-Jr.-2L	Girard, Kan. (Girard HS)
41	Taylor Lauterbach	C	6-7	Fr.-HS	Appleton, Wis. (Appleton West HS)
43	Christianna Carr	G	6-1	Jr.-2L	Manhattan, Kan. (Manhattan HS)
50	Ayoka Lee	C	6-6	So.-1L	Byron, Minn. (Byron HS)

HEAD COACH

Jeff Mittie (Missouri Western '89 - 7th Season)

ASSOCIATE HEAD COACH

Brian Ostermann (Wisconsin-La Crosse '88 - 7th Season)

ASSISTANT COACH

Chris Carr (Argosy University '12 - 5th season)

ASSISTANT COACH

Ebony Haliburton (Oral Roberts '08 - 4th season)

COORD. OF RECRUITING OPS

Ebony Gilliam (TCU '04 - 7th Season)

DIR. OF S-A DEVELOPMENT

Sadie Thrasher (Wayne State '16 - 3rd Season)

DIR. OF VIDEO OPERATIONS

Staci Gregorio (Pacific '10 - 2nd season)

PRONUNCIATION GUIDE

Emilee Ebert	eb-ERT
Ayoka Lee	a-OAK-uh
Laura Macke	MACK-ee
Rachel Ranke	RANK-ee

Player notes included in player bios on pgs. 11-26

K-STATE STARTERS



1 | SAVANNAH SIMMONS
G | 6-0 | Jr.
Bel Air, Md.

PPG	RPG	APG
3.0	1.9	2.3



4 | SYDNEY GOODSON
G | 5-9 | Sr.
Argyle, Texas

PPG	RPG	APG
-	-	-



12 | RACHEL RANKE
G | 6-1 | R-Jr.
Burnsville, Minn.

PPG	RPG	APG
10.1	3.3	3.1



43 | CHRISTIANNA CARR
G | 6-1 | Jr.
Manhattan, Kan.

PPG	RPG	APG
9.8	2.8	1.7



50 | AYOKA LEE
C | 6-6 | So.
Byron, Minn.

PPG	RPG	BPG
15.7	11.4	3.1

K-STATE BENCH



2 | CYMONE GOODRICH
G | 5-10 | Jr.
Chicago, Ill.

PPG	RPG	APG
1.9	1.4	0.9



3 | MAKAYLA PIPPIN
F | 6-1 | Jr.
Laurel, Md.

PPG	RPG	APG
-	-	-



10 | JADA THORPE
G | 5-9 | R-Fr.
Chicago, Ill.

PPG	RPG	APG
-	-	-



13 | LAURA MACKE
F | 6-2 | Jr.
Baileyville, Kan.

PPG	RPG	APG
2.0	1.3	0.6



23 | JADA MOORE
G | 5-11 | Fr.
Denver, Colo.

PPG	RPG	APG
-	-	-



24 | EMILEE EBERT
G | 6-0 | So.
Frankfort, Kan.

PPG	RPG	APG
1.5	0.6	0.7



33 | ASHLEY RAY
C | 6-4 | R-Jr.
Girard, Kan.

PPG	RPG	BPG
0.5	1.0	0.3



41 | TAYLOR LAUTERBACH
C | 6-7 | Fr.
Appleton, Wis.

PPG	RPG	BPG
-	-	-



HC | JEFF MITTIE

7TH SEASON AT K-STATE | 29TH SEASON AS A HEAD COACH

MITTIE'S COACHING STAFF



<< **Brian Ostermann**
Associate
Head Coach



<< **Chris Carr**
Assistant Coach



<< **Ebony Haliburton**
Assistant Coach

MITTIE'S CAREER RECORD

- Career: 570-314 (.645) - 29th season
- K-State: 116-79 (.595) - 7th season

Home: 348-96 (.784) - career | 74-31 (.705) - at K-State
Road: 156-173 (.474) - career | 31-36 (.463) - at K-State
Neutral: 66-45 (.595) - career | 11-12 (.478) - at K-State

Longest Winning Streak at K-State: 9, (Nov. 11 - Dec. 11, 2016)
Longest Losing Streak at K-State: 4 twice, (Jan. 14 - 28, 2015) & (Dec. 30, 2015 - Jan. 13, 2016)

MITTIE'S TROPHY CASE

- 2010 Mountain West Conference Coach of the Year
- 2010 Mountain West Conference Regular Season Champions
- 2005 Conference USA Tournament Champions
- 2003 Conference USA Tournament Champions
- 2002 Conference USA Coach of the Year
- 2002 Conference USA Regular Season Champions
- 2001 WAC Coach of the Year
- 2001 WAC Regular Season Champions
- 2001 WAC Tournament Champions
- 1995 MIAA Coach of the Year
- 1995 MIAA Regular Season Champions
- 1995 MIAA Tournament Champions
- 1994 MIAA Coach of the Year
- 1994 MIAA Regular Season Champions

MITTIE BY THE NUMBERS

- .645 - Career winning percentage
- 4 - Associated Press All-Americans he has coached
- 5 - Conference Coach of the Year awards
- 9 - League titles in four different conferences
- 16 - 20-win seasons as a head coach
- 20 - Postseason appearances
- 25 - Winning seasons in 28 years as a head coach
- 58 - Academic All-Conference selections he has coached
- 65 - All-Conference selections he has coached
- 116 - Wins at Kansas State
- 570 - Career wins

MITTIE AT K-STATE

- Five postseason appearances including three NCAA Tournament appearances
- Two 20-win seasons
- 16 All-Big 12 selections
- Four Big 12 All-Defensive Team honorees
- One Big 12 Freshman of the Year (Ayoka Lee)
- Three Big 12 All-Freshman Team selections
- 2019 U.S. Pan American Games selection (Peyton Williams)
- 31 Academic All-Big 12 selections
- Four Big 12 Scholar-Athlete of the Year recipients
- Six CoSIDA Academic All-District VII honorees
- Two CoSIDA Academic All-American (Shaelyn Martin & Peyton Williams)

MITTIE IN 7TH SEASON AT K-STATE

- Jeff Mittie, one of the winningest active coaches in NCAA Division I with over 500 career wins, is in his seventh season at the helm of the K-State program in 2020-21.
- Mittie, the ninth head women's basketball coach in K-State history, owns an overall career record of 570-314 (.645) in 29 years as a head coach, including a 116-79 (.595) mark in his time at K-State. He has won 19 or more games in four of his six seasons with K-State.
- With his 116 wins at Kansas State, Mittie ranks fourth for wins at the helm of the K-State program.
- Mittie registered the 550th win of his coaching career, a 75-72 decision at TCU on Feb. 23, 2019.
- In the 2016-17 season, K-State's 23 wins were Mittie's most at the helm of the Wildcats and the most for Mittie since registering 23 in the 2007-08 season at TCU.
- He has averaged 20.4 wins per season and experienced only one losing season in his previous 28 seasons.
- Mittie has 20 postseason appearances in his career (NCAA or WNIT Tournaments), in which he has a combined record of 20-18 (.526).

MITTIE'S CAREER RECORD VS. 2020-21 OPPONENTS

Non-Conference Opponents

Opponent	W	L	.Pct.
Southern	1	0	1.000
Kentucky	First Meeting		
UT Arlington	12	1	.923
Idaho State	First Meeting		
South Dakota State	0	2	.000
Omaha	6	1	.857
Kansas City	5	0	1.000

Big 12 Conference Opponents

Opponent	W	L	.Pct.
Baylor	1	22	.043
Iowa State	7	12	.368
Kansas	16	6	.727
Oklahoma	9	15	.375
Oklahoma State	11	9	.550
TCU	7	7	.500
Texas	4	12	.250
Texas Tech	15	4	.789
West Virginia	6	14	.300

MITTIE YEAR-BY-YEAR RECORD

Year	School	Record	Postseason
2020-21	Kansas State		
2019-20	Kansas State	16-13	DNP*
2018-19	Kansas State	21-12	NCAA 1st Round
2017-18	Kansas State	18-16	WNIT 3rd Round
2016-17	Kansas State	23-11	NCAA 2nd Round
2015-16	Kansas State	19-13	NCAA 2nd Round
2014-15	Kansas State	19-14	WNIT 2nd Round
2013-14	TCU	18-15	WNIT 1st Round
2012-13	TCU	9-21	--
2011-12	TCU	16-14	--
2010-11	TCU	22-11	WNIT 1st Round
2009-10	TCU	22-9	NCAA 1st Round
2008-09	TCU	20-11	NCAA 1st Round
2007-08	TCU	23-12	WNIT Quarterfinals
2006-07	TCU	21-11	NCAA 1st Round
2005-06	TCU	19-12	NCAA 2nd Round
2004-05	TCU	23-10	NCAA 1st Round
2003-04	TCU	25-7	NCAA 2nd Round
2002-03	TCU	20-14	NCAA 2nd Round
2001-02	TCU	24-7	NCAA 2nd Round
2000-01	TCU	25-8	NCAA 2nd Round
1999-00	TCU	16-14	--
1998-99	Arkansas State	18-14	WNIT Quarterfinals
1997-98	Arkansas State	20-10	--
1996-97	Arkansas State	20-8	--
1995-96	Arkansas State	17-10	--
1994-95	Missouri Western	31-3	NCAA D-II 3rd Place
1993-94	Missouri Western	29-3	NCAA D-II Semifinals
1992-93	Missouri Western	16-11	--
28 Years		570-314 (.645)	20 Postseasons

* - did not play due to COVID-19 pandemic

MOST K-STATE CAREER VICTORIES

Wins	Coach	Years
350	Deb Patterson	1996-2014
206	Judy Akers	1968-79
125	Lynn Hickey	1979-84
116	Jeff Mittie	2014-present

570

CAREER WINS

Big 12 Coaches

WBB Career Records (following 2019-20 season)

1.	Bill Fennelly, Iowa State	689-326
2.	Kim Mulkey, Baylor	604-101
3.	Jeff Mittie, Kansas State	570-314
4.	Sherri Coale, Oklahoma	501-282
5.	Brandon Schneider, Kansas	455-235
6.	Mike Carey, West Virginia	410-216
7.	Vic Schaeffer, Texas	301-172
8.	Krista Gerlich, Texas Tech	289-147
9.	Raegan Pebley, TCU	273-253
10.	Jim Littell, Oklahoma State	180-111

SERIES HISTORY vs. SOUTHERN

2-0

- K-State leads the series with Southern, 2-0.
- Kansas State won the last meeting between the schools, 59-47, on November 25, 2015, in Manhattan.
- Head coach Jeff Mittie is 1-0 in his career against Southern.

Overall:	1-0
Mittie vs. Southern:	1-0
Last Meeting:	Nov. 25, 2015
Last Result:	K-State won, 59-47
Current Streak:	K-State won 2
Last K-State Win:	Nov. 25, 2015
at K-State:	2-0
at Southern:	0-0
Neutral Site:	0-0
Last 5 Meetings:	
Nov. 25, 2015	K-State won, 59-47 (H)
Dec. 5, 1997	K-State won, 82-38 (H)

AT A GLANCE: SOUTHERN

- Southern will make its 2020-21 debut on Sunday against the Wildcats. The Jaguars were selected for a third-place finish in the pre-season SWAC Coaches Poll.
- On the sideline, Southern is led by third-year head coach Carlos Funchess. In his time with the Jaguars, Funchess has achieved a record of 36-27 (.571) and led the program to the 2019 SWAC Regular Season and Tournament titles and an appearance in the 2019 NCAA Tournament with a 20-13 overall record.
- On the floor, Southern will be paced by Amani McWain.
- McWain is the top returning scorer for the Jaguars, as she averaged 7.0 points per game in 2019-20. McWain is also Southern's top returning 3-point shooter, carding a 22-of-75 (.293) effort last season.

K-STATE ON THIS DATE

Record: 11-5 | Streak: Lost 1 |

Last Time: 2019 - L, vs. Memphis, 72-68 (Bimini, Bahamas)

All-Time Games on November 29

Season	h/a/n	Opponent	Score	W/L
2019-20	n	vs. Memphis	72-68	L
2013-14	n	vs. Virginia	49-46	W
2003-04	n	vs. Penn State	69-56	L
2002-03	n	vs. Temple	72-56	W
1997-98	a	at DePaul	75-68	L
1996-97	h	Nicholls State	64-44	W
1994-95	n	vs. Wichita State	60-55	W
1993-94	h	Missouri-Rolla	73-45	W
1988-89	h	Kansas City	54-35	W
1986-87	h	Loyola Marymount	73-49	W
1985-86	n	vs. Central Michigan	82-63	W
1983-84	a	at Wichita State	68-53	W
1980-81	h	Memphis	82-75	W
1978-79	h	Long Beach State	70-62	L
1975-76	n	vs. Wayne State	90-65	W
1974-75	a	at William Penn	53-44	L

TEAM COMPARISONS

KANSAS STATE

0-0, 0-0 Big 12

Jeff Mittie (Missouri Western '89)

116-79 (.595; 7th season)

570-314 (.645; 29th season)

W, 63-59, at Newman (11/27/20)

-

2020-21 Record

Head Coach

Record at School

Career Record

Last Game

Current Streak

SOUTHERN

0-0, 0-0 SWAC

Carlos Funchess (ULM '92)

36-27 (.571; 3rd season)

Same

-

-

Ayoka Lee (15.7 ppg)

Ayoka Lee (11.4 rpg)

Savannah Simmons (2.3 apg)

Top Returning Scoring Leaders

Top Returning Rebounding Leaders

Top Returning Assist Leaders

Amani McWain (7.0 ppg)

Taneara Moore (4.5 rpg)

Caitlin Davis (2.7 apg)

K-STATE	'19-20 STATS	SU	K-STATE	'19-20 STATS	SU
68.8	Scoring	61.8	43.3	Rebounds/game	32.4
64.7	Scoring Defense	58.7	37.8	Opp. Rebounds/game	32.3
+4.1	Scoring Margin	+3.1	+5.5	Rebounding Margin	+0.2
.405	FG Pct.	.394	15.6	Assists/game	10.6
.374	Opp. FG Pct.	.414	16.4	Turnovers/game	17.0
.268	3-Pt. FG Pct.	.315	14.1	Opp. Turnovers/game	20.8
.287	Opp. 3-Pt. FG Pct.	.311	7.0	Steals/game	10.0
.688	FT Pct.	.640	5.6	Blocks/game	2.0

CURRENT K-STATE PLAYERS VS. SOUTHERN

CHRISTIANNA CARR	G/GS	FG-A	3FG-A	FT-A	RB	PF	PTS	A	TO	BK	ST	MIN
TOTALS	-	-	-	-	-	-	-	-	-	-	-	-
EMILEE EBERT	G/GS	FG-A	3FG-A	FT-A	RB	PF	PTS	A	TO	BK	ST	MIN
TOTALS	-	-	-	-	-	-	-	-	-	-	-	-
CYMONÉ GOODRICH	G/GS	FG-A	3FG-A	FT-A	RB	PF	PTS	A	TO	BK	ST	MIN
TOTALS	-	-	-	-	-	-	-	-	-	-	-	-
SYDNEY GOODSON*	G/GS	FG-A	3FG-A	FT-A	RB	PF	PTS	A	TO	BK	ST	MIN
TOTALS	1/1	5-9	4-6	3-4	2-9-11	3	17	3	1	0	1	40
TAYLOR LAUTERBACH	G/GS	FG-A	3FG-A	FT-A	RB	PF	PTS	A	TO	BK	ST	MIN
TOTALS	-	-	-	-	-	-	-	-	-	-	-	-
AYOKA LEE	G/GS	FG-A	3FG-A	FT-A	RB	PF	PTS	A	TO	BK	ST	MIN
TOTALS	-	-	-	-	-	-	-	-	-	-	-	-
LAURA MACKE	G/GS	FG-A	3FG-A	FT-A	RB	PF	PTS	A	TO	BK	ST	MIN
TOTALS	-	-	-	-	-	-	-	-	-	-	-	-
JADA MOORE	G/GS	FG-A	3FG-A	FT-A	RB	PF	PTS	A	TO	BK	ST	MIN
TOTALS	-	-	-	-	-	-	-	-	-	-	-	-
MAKAYLA PIPPIN	G/GS	FG-A	3FG-A	FT-A	RB	PF	PTS	A	TO	BK	ST	MIN
TOTALS	-	-	-	-	-	-	-	-	-	-	-	-
RACHEL RANKE	G/GS	FG-A	3FG-A	FT-A	RB	PF	PTS	A	TO	BK	ST	MIN
TOTALS	-	-	-	-	-	-	-	-	-	-	-	-
ASHLEY RAY	G/GS	FG-A	3FG-A	FT-A	RB	PF	PTS	A	TO	BK	ST	MIN
TOTALS	-	-	-	-	-	-	-	-	-	-	-	-
SAVANNAH SIMMONS	G/GS	FG-A	3FG-A	FT-A	RB	PF	PTS	A	TO	BK	ST	MIN
TOTALS	-	-	-	-	-	-	-	-	-	-	-	-
JADA THORPE	G/GS	FG-A	3FG-A	FT-A	RB	PF	PTS	A	TO	BK	ST	MIN
TOTALS	-	-	-	-	-	-	-	-	-	-	-	-

LAST TIME OUT

Kansas State 63, Newman 59
(November 27, 2020; Wichita, Kan.)

• The trio of **Christianna Carr** (15), **Ayoka Lee** (14) and **Laura Macke** (13) combined for 42 of K-State's 63 points. Carr led K-State with nine rebounds, while Lee and Macke each had three steals.

- The Wildcats shot 5-of-33 from beyond the arc.
- K-State held a 51-40 edge on the boards and outscored Newman in the paint, 34-16.

K-STATE IN SEASON OPENERS

- The Wildcats have been dominant in season-openers since the team's first season in 1968-69. Kansas State is 43-9 (.827) in season openers and have won 19 of the last 21 season openers, including 10 straight.
- Head coach **Jeff Mittie** is 22-6 (.786) in season-openers, including a 6-0 mark at K-State.

K-STATE SEASON OPENERS

Overall Record: 43-9

Home: 34-5 overall (27-4 in Bramlage Coliseum)

Road: 4-3 **Neutral:** 5-1 **Current Streak:** Won 10

Last Loss: 11/14/09, Indiana State (77-73)

Last Loss in Home Season Opener: 11/14/09, Indiana State

Jeff Mittie in Season Openers: 22-6 (6-0 at K-State)

Last 10

11/8/19.....	at K-State 73, Omaha 48
11/12/18.....	at K-State 61, Omaha 46
11/10/17.....	at K-State 74, Stephen F. Austin 49
11/11/16.....	at K-State 83, Chicago State 33
11/13/15.....	K-State 75, at Tulsa 67
11/14/14.....	at K-State 81, SIUE 55
11/8/13.....	at K-State 85, Tennessee State 53
11/9/12.....	at K-State 62, Idaho State 54
11/12/11.....	at K-State 54, Dartmouth 20
11/12/10.....	at K-State 67, Grambling State 44

K-STATE IN HOME OPENERS

- Kansas State has won 26 of its last 28 home openers in Bramlage Coliseum. The Wildcats are 43-9 (.827) all-time in home openers and 28-4 (.875) in openers in Bramlage.
- Head coach **Jeff Mittie** is 26-2 (.929) in home openers in his previous 28 seasons.

CAREER DEBUTS AT K-STATE

- Five players - **Sydney Goodson**, **Taylor Lauterbach**, **Jada Moore**, **Makayla Pippin** and **Jada Thorpe** - could make their K-State debuts on Sunday against Southern.
- If the five players make their Wildcat debut against Southern, it would be the most K-State players to make their K-State debut in the opener since the 2017-18 season when six players debuted against Stephen F. Austin.
- Of the 75 players to make their K-State women's basketball career debuts from the 2000-01 season to the 2019-20 season, only three scored 20 or more points in their first game.
- The three players to score 20 or more points in their Kansas State career debuts were: Laurie Koehn (27 points, at Georgia Tech, 11/16/2001), Kaylee Page (21 points, at Tulsa, 11/13/2015) and Tasha Dickey (20 points, vs. Dartmouth, 11/12/2011).
- None of the three players were true freshmen at the time of their K-State career debuts. Koehn was a redshirt freshman. Page was a sophomore after transferring from Nebraska and Dickey was a senior who was a graduate transfer from Arizona.

ODDS & ENDS FROM 2019-20

- Due to the COVID-19 pandemic, K-State completed the season with 29 games played. This marked the first time since the 2000-01 season that K-State played fewer than 30 games in a season.
- With its 10-8 league mark in the 2019-20 season, this was the first time since the Big 12 Conference went to a round robin

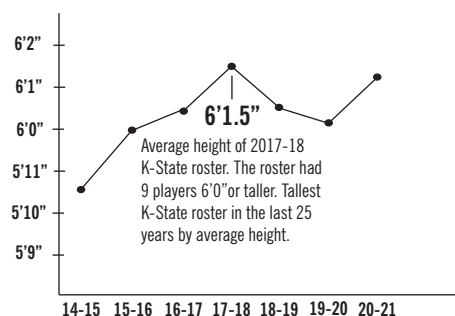
schedule in the 2012-13 season, that K-State won 10 or more Big 12 games in consecutive seasons. K-State has won 10 or more league games in three of the last four seasons.

- K-State registered seven road wins in the 2019-20 season. The seven road wins in two straight seasons marked the first time since the 2007-08 and 2008-09 that K-State won seven or more road games in consecutive seasons.
- The Wildcats finished second in school history for blocks in a season with 163. K-State set the school record for blocks average in a season at 5.6.
- K-State set a school record for rebounds per game by averaging 43.3 rebounds per game (1,257 rebounds). The 1,257 rebounds in the 2019-20 season rank fifth in program history for total rebounds in a season.
- K-State finished the season with 202 steals. The Wildcats have 10 straight seasons with 200 or more steals.
- **Ayoka Lee** became the first player in program history with the combination of 450 or more points, 300 or more rebounds and 90 or more blocks.
- Lee was the first freshman in program history with 300 or more rebounds in a freshman season.
- Lee set the school record for rebounding average at 11.4 per game.
- Lee blocked 91 shots and finished second in program history for blocks in a single season and established a new freshman record. Her 3.1 blocks per game set the school record for a single season.
- **Christianna Carr** was the 10th player in program history to register 55 or more 3-point field goals made in a sophomore season.

EVOLUTION OF THE K-STATE ROSTER

1,024"

Total Height in inches of the
2020-21 K-State WBB roster; sixth straight season
K-State roster totaled 950+ inches

K-STATE'S AVERAGE HEIGHT**K-STATE ROSTER STANDS TALL**

- Since Kansas State head coach **Jeff Mittie** took the over the program prior to the 2014-15 season, K-State's roster has grown taller in stature.
- In the 2020-21 season, K-State's roster features 14 total players and 10 are six feet or taller, including five players 6'2" or taller.
- This is the sixth straight season K-State's roster has averaged a height of 6'0" or taller and exceeded 950 or more inches combined.

K-STATE ATHLETIC COMMUNICATIONS

Kansas State Athletic Communications
1800 College Ave., West Stadium Center
Manhattan, KS 66502

Phone: (785) 532-6735 • Fax: (785) 532-6093

Randy Peterson

Asst. Athletic Communications Director/WBB Contact

Office: (785) 532-7975 • Cell: (785) 587-7769

E-mail: rpeterson@kstatesports.com

ON THE INTERNET

All K-State releases and game notes, results, statistics, boxscores, schedules, rosters and coach and player information is available on the Internet at www.kstatesports.com. Also available at kstatesports.com, free live audio and free live stats. Recaps and statistics are updated after each game. For live video feeds of selected games, please visit kstatehd.tv.

TWICE-WEEKLY RELEASES

The Athletics Communications Office e-mails its twice-weekly women's basketball releases typically two days before the next contest. The game notes are also available at www.kstatesports.com in both text and PDF formats. If you are interested in receiving releases and game notes via e-mail, please contact **Randy Peterson** at rpeterson@kstatesports.com to be placed on the list.

MEDIA OPPORTUNITIES**COACH JEFF MITTIE AVAILABILITY**

Head coach Jeff Mittie will be available for interviews twice weekly during the season (typically Mondays and Thursdays). Please contact Randy Peterson for dates and times of this availability.

PLAYER AVAILABILITY

All player interviews **MUST** be arranged through the K-State Athletics Communications Office. During the season, players are available to the media twice a week, typically Mondays and Thursdays. To arrange an interview before or after practice, please contact Randy Peterson at least one day in advance. Players will not be available for game-day interviews until the postgame press conference.

POSTGAME POLICY

Kansas State's locker room is closed. Media will be asked to submit a list of player requests to Randy Peterson with eight minutes remaining in the contest. Head coach Jeff Mittie and requested players will be available via Zoom.

WE ARE K-STATE

When referring to Kansas State University, please only use the terms **Kansas State** or **K-State**. Please refrain from using KSU, Kansas St., Kan. St., or any other variation. The only acceptable nicknames include **Wildcats** or **Cats**. In addition, K-State plays in the **Big 12 Conference** or **Big 12**. Please do not use roman numerals (Big XII) when referring to the Conference. Your cooperation is appreciated.

2020-21 K-STATE AWARDS & HONORS**2021 Wade Trophy watch list**

Ayoka Lee, So., C

2021 Jersey Mike's Naismith Trophy watch list

Ayoka Lee, So., C

2021 Lisa Leslie Award watch list

Ayoka Lee, So., C

2020-21 Preseason All-Big 12

Ayoka Lee, So., F (unanimous)

2019-20 Preseason All-Big 12 Honorable Mention

Rachel Ranke

Wildcats Overseas

Breanna Lewis (Torun; Poland)

7.8 ppg, .684 FG%, 8.0 rpg

Peyton Williams (Spartak Vidnoe; Russia)

10.0 ppg, .654 FG%, 3.5 rpg, 2.0 apg

K-STATE AMONG TOP-20 IN NCAA HISTORY FOR WINS

• Kansas State women's basketball is in its 53rd season of action and ranks among the top programs in NCAA history for all-time wins.

• K-State's all-time record stands at 969-608 (.614) and the Wildcats enter the 2020-21 season ranked 19th in NCAA Division I women's basketball history for program wins. The Wildcats are the 19th program in NCAA Division I history to reach 950 or more wins as a program and the third among the Big 12 (Texas, Baylor). K-State is averaging 18.6 wins per season.

• The Wildcats have accumulated 25 20-win seasons and have secured 343 victories inside Bramlage Coliseum.

• K-State has 202 wins in the Big 12 Conference.

• Kansas State has registered 220 victories when they were ranked in the Associated Press top-25 poll and achieved 82 wins against teams ranked in the AP poll.

WILDCATS' DEFENSE FORGES IDENTITY

• K-State has continued to be a force on the defensive end during head coach **Jeff Mittie**'s six seasons on the bench.

• The Wildcats have allowed its opponents 64.7 points per game and a field goal percentage of .374. The Wildcats are fifth in the Big 12 in scoring defense and third in the Big 12 and 63rd in the nation in field goal percentage defense.

• K-State allowed 40 points to UIC on November 11, which were the fewest surrendered by K-State since allowing 40 to UTEP on November 26, 2016.

• During the last 18 seasons, K-State is 113-3 (.974) when holding an opponent to 49 points or less including a 32-0 mark in the Mittie era.

CATS SEND BACK SHOTS UNDER MITTIE

• Under head coach **Jeff Mittie**, Kansas State has piled up blocked shots. K-State has sent back 926 shots for 4.75 per game in the 195 games. K-State has 140 or more blocks in each of Mittie's six seasons.

• In the 2019-20 season, the Wildcats averaged 5.6 blocks per game and had 163 total blocks. K-State ranked 11th in the nation in blocks per game and 16th for total blocks. According to her-hoopstats.com, K-State ranked 17th in the nation in block rate at 12.9 percent. K-State has finished among the top-35 in block rate in three of the last five seasons including 11th in the 2015-16 season.

• K-State's blocks total of 163 tied for second in school history for a single season.

• The per game total of 5.6 set the single-season record, topping the previous mark of 5.0 set in the 2007-08 season.

• K-State set a 2019-20 season-high with 11 blocks against UIC on November 11. The 11 blocks were the third-highest total in the Mittie era and the sixth-most in program history for a single game.

TOP-5 SINGLE SEASON BLOCK TOTALS

Rk.	Season	Blocks
1.	2006-07	164
2.	2005-06	163
	2019-20	163
4.	2017-18	160
5.	2007-08	159

K-STATE HOLDS FOES TO SINGLE-DIGIT QUARTERS

• In the fifth season of the quarter system in women's college basketball, K-State's defense has limited its opponents point production for 10 minute durations.

• Kansas State is 52-15 (.776) when holding an opponent to single digits in any quarter in a game.

• K-State recorded 14 single digit quarters in the 2019-20 season. The Wildcats held three teams to five points in the third

quarter this season. The five points allowed were the fewest K-State allowed in any quarter since holding Oklahoma State to three points in the first quarter on January 23, 2019.

K-STATE CLEANING THE GLASS

• For the season, K-State set a school record for rebounds per game by averaging 43.3 rebounds per game (1,257 rebounds). The Wildcats ranked 10th in the nation for rebounds per game and second in the Big 12. K-State's rebounding margin of +5.6 per game ranked third in the Big 12 and 48th in the nation. The Wildcats had the edge on the boards in 19 of 29 games this season.

• The 1,257 rebounds in the 2019-20 season rank fifth in program history for total rebounds in a season.

• This was the 19th straight season K-State pulled in 1,000 or more rebounds and just the seventh time in program history with 1,250 or more rebounds in a season

• Since the 2001-02 season, Kansas State owns a record of 235-35 (.870) when holding the edge on the glass.

• K-State had five games this season with 50 or more rebounds the most since the 1989-90 season (5). The Wildcats had 18 games with 40 or more rebounds, which is the most since the 1989-90 season (20).

• The Wildcats hauled in a season-high 64 rebounds at TCU on February 1. The Wildcats had a season-high 27 offensive rebounds against the Horned Frogs. The 64 rebounds are the most by a Big 12 team this season.

• The 64 rebounds at TCU were the second-most in program history and are the most since the school record of 67 was set on January 17, 1975, against Nebraska.

REBOUNDS IN A SINGLE-GAME - K-STATE HISTORY

Rk.	Opponent (Date)	Reb. Margin
1.	vs. Nebraska (1/17/75)	67
2.	at TCU (2/1/2020)	64
3.	vs. Mississippi Valley State (12/1/06)	61
	vs. Pacific Christian (11/23/81)	61
	vs. Creighton (12/17/89)	61
6.	vs. Iowa State (1/25/05)	60

REBOUNDS IN A SEASON - SINCE 1996-97

Rk.	Season	Rebs.	RPG	Games
1.	2002-03	1365	40.1	34
2.	2006-07	1275	37.5	34
3.	2016-17	1266	37.2	34
4.	2004-05	1262	39.4	32
5.	2019-20	1257	43.3	29
6.	2005-06	1252	36.8	34
7.	2012-13	1241	33.5	37
8.	2001-02	1210	35.6	34

MAGIC NUMBER IS 70 POINTS

• Since the 2001-02 season, K-State is 212-23 (.902) when scoring 70 or more points in a game including a 60-9 (.870) record in the **Jeff Mittie** era.

• Kansas State scored a season-high 109 points against Oral Roberts on November 18. The 109 points are tied for the third most in program history and the most in the Mittie era.

• This was the 25th time K-State has scored 100 or more points in a game and the second time under Mittie. K-State owns a 25-0 record in games scoring 100 or more points.

K-STATE POINTS SINGLE GAME - SINCE 1999-00

Rk.	Opponent (Date)	Points
1.	Arkansas-Pine Bluff (12/2/02)	115
2.	Oral Roberts (11/18/19)*	109
3.	vs. Illinois State (11/26/04)	105
	Grambling State (11/30/01)	105
5.	Iowa (1/5/03)	103
6.	Florida Atlantic (12/13/15)*	102
	Eastern Kentucky (11/18/99)	102
8.	at Santa Clara (11/26/06)	100

* - Jeff Mittie era

SCORING TRENDS NORTH

- K-State filled the bucket to begin the 2019-20 season, as the Wildcats are averaging 68.8 points per game with a total of 1,996 points scored.
- The Wildcats have scored 80 or more points seven times this season.
- At the conclusion of the 2018-19 season, K-State averaged 64.5 points per game with 2,128 points scored.
- This marked the first time K-State scored 2,000 or more points in four straight seasons since reaching the mark in eight straight seasons from 2001-02 to 2008-09.

K-STATE POINTS PER GAME - LAST 10 SEASONS

Season	PPG	Pts	Season	PPG	Pts
2019-20	68.8	1,996	2014-15	59.6	1,967
2018-19	64.5	2,128	2013-14	62.2	1,865
2017-18	68.0	2,313	2012-13	61.2	2,264
2016-17	67.5	2,294	2011-12	57.1	1,942
2015-16	64.4	2,062	2010-11	60.9	1,950

20-PT QUARTERS FOR THE WILDCATS

- Since the inception of the quarter system in the 2015-16 season, K-State owns an overall record of 71-37 (.657) when scoring 20 or more points in any quarter in a game.
- Against Oral Roberts, K-State tallied 33 points in the first quarter to set the school record for points in a first quarter.
- The Wildcats followed with 30 points in the second quarter against the Golden Eagles, marking the first time K-State notched 30 or more points in consecutive quarters.
- Since the 2015-16 season, K-State has registered 169 quarters with 20 or more points with a high of 43 in the 2017-18 season. In the 2019-20 season, K-State had 37 quarters with 20 or more points scored.

LAST TIME WITH 20+ POINTS IN A QUARTER

QTR	Opponent (Date)	Pts
1st	vs. Oklahoma (1/25/20)	27
2nd	vs. Kansas (3/8/20)	23
3rd	vs. Kansas (3/8/20)	24
4th	vs. Kansas (3/8/20)	22

CATS CASH IN AT THE CHARITY STRIPE

- Kansas State has continued to earn trips to the free throw line, which is a trend during head coach **Jeff Mittie**'s time at K-State.
- The Wildcats were 366-of-532 (.688) from the foul line and averaged 18.3 trips to the charity stripe, including five games with 25 or more attempts. The Wildcats produced 18.3 percent of its points from the free throw line.

K-STATE FREE THROWS MADE & PCT. - MITTIE ERA

Season	FTsM	FT %	Season	FTsM	FT %
2019-20	366	68.8	2016-17	462	67.8
2018-19	424	71.3	2015-16	368	64.8
2017-18	438	72.4	2014-15	399	61.7

THREE IS NOT A CROWD, IT'S A BENEFIT

- Since 2011-12, when three or more players reach double figures in scoring in the same game, K-State is 124-60 (.674). K-State is 15-8 when three or more players score in double figures in the 2019-20 season.
- The Wildcats had a season-high seven players reach double figures against Oral Roberts on November 18.

K-STATE DOUBLE FIGURE SCORING COMBOS - 2019-20

Players	Record	Last Game
Carr, Lee, Ranke, Williams,		
Beard, Simmons, Goodrich	1-0	vs. Oral Roberts (11/18/19)
Carr, Williams, Ranke, Beard, Lee	2-0	vs. UIW (12/3/19)
Williams, Lee, Carr, Beard, Harris	1-0	vs. Kansas (3/8/20)
Carr, Ranke, Lee, Macke	1-0	vs. UIC (11/11/19)
Lee, Harris, Carr, Ranke	0-1	vs. Memphis (11/29/19)
Carr, Williams, Lee, Harris	2-0	vs. Texas Tech (2/5/20)
Harris, Williams, Beard, Lee	1-2	at TCU (2/1/20)
Williams, Carr, Harris	0-1	vs. UT Arlington (11/24/19)
Lee, Williams, Carr	2-1	at Oklahoma (2/16/20)
Williams, Lee, Harris	4-3	at Oklahoma State (3/3/20)
Harris, Lee, Carr	0-1	vs. Texas (1/19/20)

PRESEASON POLL NOT THE FINAL VERDICT FOR KANSAS STATE

- K-State has a history of exceeding the expectations of the league's coaches.
- Entering the 2020-21 season, the Wildcats were voted fourth in the preseason poll.
- In 2019-20, Kansas State was slotted for a fifth-place finish by the Big 12 coaches but ended the 2019-20 season tied for fourth in the league.
- In its history, K-State leads the Big 12 in exceeding preseason predictions, finishing on average +1.45 positions higher than its preseason prediction in the 22 polls that have a preseason prediction and a final standing attached to it. The 1996-97 and 2017-18 seasons are not included in these calculations, as neither had a preseason poll.
- The Wildcats have finished 17 of 22 seasons above its preseason prediction and owns the largest single-season deviation in league history from its preseason prediction and its final place with a +7 by winning the Big 12 in 2007-08.

EXCEEDING PRESEASON EXPECTATIONS

Rk.	School	Avg. Deviation
1.	Kansas State	+1.45
2.	Oklahoma State	+0.91
	Iowa State	+0.91
4.	Baylor	+0.45
5.	Oklahoma	+0.32
6.	Texas Tech	-0.41
7.	Kansas	-0.95
8.	Texas	-1.73
	TCU (7 polls)	+0.57
	West Virginia (7 polls)	-1.14

NATIONAL POLLS

ASSOCIATED PRESS TOP 25 POLL (PRE)

Rk	School	Record	Points	PVS
1.	South Carolina (29)	0-0	749	1
2.	Stanford (1)	0-0	698	7
3.	Connecticut	0-0	695	5
4.	Baylor	0-0	663	3
5.	Louisville	0-0	597	6
6.	Mississippi State	0-0	589	9
7.	Arizona	0-0	575	12
8.	North Carolina State	0-0	556	8
9.	UCLA	0-0	499	10
10.	Oregon	0-0	472	2
11.	Kentucky	0-0	464	16
12.	Maryland	0-0	395	4
13.	Texas A&M	0-0	383	18
14.	Arkansas	0-0	354	24
15.	Iowa State	0-0	284	NR
16.	Indiana	0-0	278	20
17.	Northwestern	0-0	275	11
18.	Oregon State	0-0	240	14
19.	DePaul	0-0	185	15
20.	Ohio State	0-0	165	NR
21.	Gonzaga	0-0	137	13
22.	Notre Dame	0-0	125	NR
23.	Syracuse	0-0	120	NR
24.	Missouri State	0-0	95	23
25.	Michigan	0-0	65	NR

Others receiving votes:

Texas, 24; South Dakota, 21; Florida State, 12; North Carolina, 10; Arizona State, 6; Princeton, 5; Marquette, 4; **South Dakota State**, 3; Boston College, 2; South Florida, 1; Rutgers, 1; Tennessee, 1; Duke, 1

Bold denotes 2020-21 K-State opponent | First place votes in parentheses

USA TODAY/WBCA TOP 25 COACHES' POLL (PRE)

Rk	School	Record	Points	PVS
1.	South Carolina (31)	0-0	799	1
2.	Stanford (1)	0-0	740	7
3.	Connecticut	0-0	732	4
4.	Baylor	0-0	702	3
5.	Louisville	0-0	663	6
6.	North Carolina State	0-0	601	8
7.	Mississippi State	0-0	567	10
8.	Arizona	0-0	548	12
9.	Oregon	0-0	539	2
10.	UCLA	0-0	535	9
11.	Maryland	0-0	456	5
12.	Kentucky	0-0	451	18
13.	Texas A&M	0-0	377	21
14.	Arkansas	0-0	360	25
15.	Indiana	0-0	347	22
16.	Northwestern	0-0	287	15
17.	Oregon State	0-0	281	16
18.	Iowa State	0-0	253	NR
19.	DePaul	0-0	219	14
20.	Gonzaga	0-0	192	13
21.	Syracuse	0-0	149	NR
22.	Ohio State	0-0	135	NR
23.	Notre Dame	0-0	104	NR
24.	Michigan	0-0	84	NR
25.	Missouri State	0-0	76	19

Others receiving votes:

Texas, 72; South Dakota, 25; Florida State, 23; Iowa, 13; Arizona State, 11; North Carolina, 11; South Florida, 9; Middle Tennessee State, 7; Rutgers, 7; Virginia Tech, 6; Tennessee, 4; BYU, 3; Florida Gulf Coast, 3; Princeton, 3; James Madison, 2; **South Dakota State**, 2; LSU, 1; UT-Martin, 1

Bold denotes 2020-21 K-State opponent | First place votes in parentheses

K-STATE IN THE POLLS

	AP	COACHES	NCAA NET
Pre	-	-	-
N. 30	-	-	-
D. 7	-	-	-
D. 14	-	-	-
D. 21	-	-	-
D. 28	-	-	-
J. 4	-	-	-
J. 11	-	-	-
J. 18	-	-	-
J. 25	-	-	-
F. 1	-	-	-
F. 8	-	-	-
F. 15	-	-	-
F. 22	-	-	-
M. 1	-	-	-
M. 8	-	-	-
Final	-	-	-

OTHER RANKINGS

Her Hoop Stats Rating

THE JEFF MITTIE SHOW

Featuring the head coach of the Wildcats with Brian Smoller, the Jeff Mittie Show airs on Big 12 Now on ESPN+, YUR View and Spectrum. The show recaps the last few games for the Wildcats and looks ahead to the coming week.

Air Dates

Jan. 5; Jan. 26; Feb. 15; March 9

THE JEFF MITTIE RADIO SHOW

Featuring the head coach of the Wildcats with Brian Smoller, the Jeff Mittie Radio Show recaps the last few games for the Wildcats and looks ahead to the coming week, while also taking live calls. The show will simulcast on the K-State Sports Network and Facebook Watch.

Air Dates (Mondays - unless noted - 6 p.m.)

Dec. 7, Dec. 15 (Tues.), Dec. 22 (Tues.), Jan. 4, Jan. 11, Jan. 18, Jan. 25, Feb. 1, Feb. 8, Feb. 15, Feb. 22, March 1

Affiliates

Manhattan KMAN -- 1350/93.3

North Fort Riley -- 102.5 FM

Topeka WIBW - 580

K-STATE SIGNEES

Byrlee Glenn, Guard, Raymore, Missouri, The Barstow School

- 75th ranked player by ProspectsNation.com
- 7th ranked player in state of Missouri by Prep Girls Hoops
- 3-time All-District 15 First Team

Jaelyn Glenn, Guard, Raymore, Missouri, The Barstow School

- 54th ranked player by ESPNW Hoopgurlz
- 21st ranked guard by ESPNW Hoopgurlz
- 60th ranked player by ProspectsNation.com
- 6th ranked win by ProspectsNation.com
- Top ranked player in state of Missouri by Prep Girls Hoops
- 3-time All-District 15 First Team

Serena Sundell, Guard, Maryville, Missouri, Maryville High School

- 3rd ranked player in state of Missouri by Prep Girls Hoops
- 2019-20 Class 3 Player of the Year by MBCA
- 2019-20 Class 3 All-State by MBCA
- Three-time All-District First Team selection

K-STATE ATTACKING THE PAINT

- Kansas State pounded the paint in the 2019-20 season. The Wildcats scored 988 (34.1 ppg) of its 1,996 points from the lane or 49.5 percent of its point total.
- K-State outscored opponents in the paint by a margin of +208 in the 2019-20 season.
- Under head coach **Jeff Mittie**, Kansas State has scored 900 or more points in the paint in six straight seasons including a high of 1,064 points (31.3 ppg) during the 2016-17 season.
- The Wildcats scored a season-high 52 points in the paint at Arkansas on December 7. The 52 points in the lane were the most since the Wildcats scored 54 paint points against West Virginia on January 1, 2017.
- K-State had 10 games with 40 or more points scored in the lane this season.
- In the 2018-19 season, the Wildcats scored 928 points in the paint (28.1 ppg). The 928 points represented 43.6 percent of K-State's overall point total last season. K-State held a differential of +63 in points in the paint over its opponents.

SKY-HIGH FIELD GOAL PERCENTAGE

- When K-State shoots 50.0 percent or better in the **Jeff Mittie** era, Kansas State has been victorious. Since the 2014-15 season, the Wildcats are 21-1 (.955) when shooting 50.0 percent or better. The top field goal percentage by K-State under Mittie is 64.9 percent in an 85-41 win over UIW on December 3, 2019.
- The field goal percentage of 64.9 percent set the K-State Bramlage Coliseum record, ranks as the fifth-highest field goal percentage in a single game in NCAA Division I this season and the highest for K-State in any game since February 25, 1987, when the Wildcats carded a 65.4 percent (34-of-52) effort against Missouri.
- K-State tallied a season-high in field goals made in its win over Oral Roberts on November 18. The Wildcats finished the night with 38 made field goals.
- For the season, the Wildcats shot 40.5 percent from the field and ranks 137th in the nation and sixth in the Big 12.

TOP FIELD GOAL PERCENTAGES - MITTIE ERA

Rk.	Opponent (Date)	FG % (FGM-FGA)
1.	vs. UIW (12/3/19)	.649 (37-57)
2.	vs. TCU (2/11/15)	.635 (33-52)
3.	vs. Akron (3/19/15) ^	.571 (28-49)
4.	vs. Kansas (2/24/18)	.569 (33-58)
5.	vs. Oral Roberts (11/18/19)	.551 (38-69)

^ - WNIT

WILDCATS SOLID FROM THE ARC

- In the 2019-20 season, the Wildcats averaged 5.0 three-point field goals per game with a percentage at 26.8 (144-of-537). Of K-State's 1,996 points, 21.6 percent came from a three-pointer.
- Kansas State buried a season-high 11 three-point field goals against UIC, which were the most since K-State registered a 2018-19 season-high 14 connections from beyond the arc at Oklahoma on February 10. The 14 connections were tied for the most in the **Jeff Mittie** era.
- The Wildcats followed the effort against UIC with 10 connections against Oral Roberts on November 18. It was the first time K-State made 10 or more 3-point field goals in consecutive games since February 24 & 26, 2018, against Kansas and at Texas Tech when the Wildcats made 12 three-pointers in each game.
- In the Mittie era, the Wildcats have made five or more 3-pointers in a game 136 times in 195 total games including 21 games with 10 or more connections from deep (19-2).
- K-State has benefitted from the shooting of **Rachel Ranke** and **Christianna Carr**. When either player has made three or more 3-pointers in a game, K-State is 20-4.
- In the six seasons under Mittie, K-State has buried 1,146 three-pointers which is 5.88 per game.

SHARING IS CARING

- Kansas State registered a 2019-20 season-high with 30 assists against UIW on December 3. The 30 assists were the most in the **Jeff Mittie** era, the most since K-State handed out 30 assists against Grambling on December 4, 2009 and tied for the fifth-highest single-game total in program history.
- The Wildcats are 67-2 when handing out 20 or more assists over the last 14 years.
- In the 2019-20 season, K-State averaged 15.6 assists and an assist percentage of 60.8. K-State ranked 39th in the nation and third in the Big 12 for assists per game.
- Since assists became an officially tracked stat in 1981-82, Kansas State has registered an assisted shot rate of 60.0 percent or higher at the end of a season 20 times in its history.

K-STATE ASSISTS - MITTIE ERA

Season	Assists	Asst %	Season	Assists	Asst %
2019-20	452	60.8	2016-17	500	61.1
2018-19	427	56.3	2015-16	476	64.5
2017-18	525	63.6	2014-15	425	61.1

WILDCATS ON THE ROAD

- K-State has a 280-295 (.487) record in road games during the program's 52-year history.
- Since the 2000-01 season, K-State owns an 120-115 (.511) mark in road contests. K-State is 14-8 in the last two seasons in road games and are 10-3 in their last 12 Big 12 road games.
- With a 76-72 win at Texas Tech on January 11, K-State tied the school record for consecutive Big 12 road wins with six straight.
- In his career in games played on the road, head coach **Jeff Mittie** is 157-173 (.476) including a 31-36 (.463) mark during his time at K-State.
- Overall this season, K-State is 7-5 on the road. This is the fifth straight season K-State has won five or more road games in a season. This marks the second straight season K-State has won at least seven road games, which is the first time since the 2007-08 and 2008-09 seasons that K-State has won seven or more road games in consecutive seasons.

K-STATE ROAD RECORDS - MITTIE ERA

Season	W-L	Pct.	Season	W-L	Pct.
2019-20	7-5	.583	2016-17	5-6	.455
2018-19	7-3	.700	2015-16	5-8	.385
2017-18	5-6	.455	2014-15	2-8	.200



WILDCATS WITH 300+ WINS IN BRAMLAGE

- K-State is 344-139 (.712) all-time inside Bramlage Coliseum, which is in its 32nd season of existence.
- In the 2019-20 season, Kansas State is 9-6 in home games. K-State has recorded a .500 or better record at home in 10 straight seasons.
- The 2018-19 season (12-4) marked the 30th time in 52 seasons that the Wildcats reached double figures in home victories. It marked the 22nd season K-State has won 10 or more games in Bramlage including five straight seasons.
- In his career in games played in his home venue, head coach **Jeff Mittie** is 348-96 (.784) including a 74-31 (.705) record at K-State.
- Kansas State has protected Bramlage Coliseum with determination against non-conference foes with a record of 199-27 (.881). Mittie is 45-6 (.882) in non-conference games in Bramlage Coliseum.

FILLING UP THE PURPLE PALACE

- The Wildcats ranked 37th in the nation and fifth in the Big 12 in average attendance (3,331 average; 15 home games) in the 2019-20 season. In total attendance, K-State ranked 38th in the nation and fifth in the Big 12 (49,958).
- When the crowd is 7,500 or more in Bramlage Coliseum, K-State is 43-12 (.782) including a record of 18-5 when the crowd is 10,000 or more.
- The Wildcats moved into Bramlage Coliseum prior to the start of the 1988-89 season and have seen 1,851,225 fans pass through the doors. K-State reached the 1,500,000 mark for women's basketball attendance on Feb. 21, 2015.

K-STATE AT HOME SINCE 2014-15

74	Home wins for K-State in the Jeff Mittie era
45	Wins against non-conference opponents
9	Longest home winning streak under Mittie (2014-15)
5	Consecutive seasons with 10 or more home wins

YEAR-BY-YEAR RESULTS IN BRAMLAGE COLISEUM

YEAR	RECORD	YEAR	RECORD
1988-89	11-2	2004-05	11-2
1989-90	11-2	2005-06	14-5
1990-91	8-4	2006-07	13-5
1991-92	4-9	2007-08	12-2
1992-93	6-10	2008-09	13-1
1993-94	10-3	2009-10	7-8
1994-95	9-5	2010-11	13-2
1995-96	11-4	2011-12	10-4
1996-97	11-1	2012-13	12-7
1997-98	8-5	2013-14	7-7
1998-99	10-4	2014-15	15-5
1999-00	7-6	2015-16	13-4
2000-01	7-6	2016-17	14-4
2001-02	13-2	2017-18	11-8
2002-03	19-1	2018-19	12-4
2003-04	13-0	2019-20	9-6
TOTALS..... 344-139 (.712)			

BRAMLAGE COLISEUM FACTS

Built: 1986
 Capacity: 12,528
 Seasons: 32nd
 K-State's All-Time Record: 344-139 (.712)

HOME CROWDS OVER 10,000 AT BRAMLAGE COLISEUM

1.	Nebraska (1/12/02)	13,466
	Marquette (3/31/06)	13,340
	Kansas (1/17/04)	13,340
	Texas A&M (2/22/03)	13,340
	Oklahoma State (2/15/03)	13,340
	Texas (1/25/03)	13,340
	Iowa State (2/2/02)	13,340
	Texas Tech (1/27/02)	13,340
9.	Baylor (2/4/12)	12,528
	Connecticut (12/11/16)	12,528
11.	Texas Tech (3/3/04)	12,174
12.	Oklahoma (2/13/02)	11,789
13.	Arkansas (3/17/02)	11,786
14.	Colorado (1/11/03)	11,753
15.	Notre Dame (3/25/03)	11,534
16.	Kansas (2/26/05)	11,254
17.	Iowa (1/5/03)	10,913
18.	Oklahoma (1/31/04)	10,866
19.	Harvard (3/23/03)	10,732
20.	Kansas (2/26/03)	10,702
21.	Kent State (3/15/02)	10,573

2020-21 Big 12 Preseason Poll

1. Baylor (9)	81
2. Texas (1)	73
3. Iowa State	69
4. Kansas State	50
5. West Virginia	45
6. Texas Tech	36
7. Oklahoma	33
8. Oklahoma State	26
9. TCU	23
10. Kansas	14

Preseason All-Big 12 Honors

Preseason Player of the Year: NaLyssa Smith, Baylor

Preseason Newcomer of the Year: Dijonai Carrington, Baylor

Preseason Freshmen of the Year: Sarah Andrews, Baylor

Preseason All-Big 12 Team

Queen Egbo, Baylor; DiDi Richards, Baylor; NaLyssa Smith, Baylor; Ashley Joens, Iowa State; Ayoka Lee, Kansas State; Taylor Robertson, Oklahoma; Natasha Mack, Oklahoma State; Lauren Heard, TCU; Charli Collier, Texas; Vivian Gray, Texas Tech

Honorable Mention

Kristin Scott, Iowa State; Zakiyah Franklin, Kansas; Holly Kersgieter, Kansas; Rachel Ranke, Kansas State; Ana Llanusa, Oklahoma; Madi Williams, Oklahoma; Celeste Taylor, Texas; Chrislyn Carr, Texas Tech; Kysre Gondrezick, West Virginia; Kari Niblack, West Virginia

2019-20 Phillips 66 Big 12 Awards

Coach of the Year: Kim Mulkey, Baylor

Player of the Year: Lauren Cox, Baylor

Freshman of the Year: Ayoka Lee, Kansas State

Co-Newcomer of the Year: Natasha Mack, Oklahoma State

Co-Newcomer of the Year: Te'a Cooper, Baylor

Defensive Player of the Year: DiDi Richards, Baylor

Sixth Man Award: Queen Egbo, Baylor

All-Big 12 First Team (all honors listed alphabetical by school)

Lauren Cox, Baylor; NaLyssa Smith, Baylor; Te'a Cooper, Baylor; Ashley Joens, Iowa State; Ayoka Lee, Kansas State; Peyton Williams, Kansas State; Vivian Gray, Oklahoma State; Lauren Heard, TCU; Charli Collier, Texas; Brittany Brewer, Texas Tech

All-Big 12 Second Team

DiDi Richards, Baylor; Natasha Mack, Oklahoma State; Kianna Ray, TCU; Sug Sutton, Texas; Tynice Martin, West Virginia

All-Big 12 Honorable Mention

Juicy Landrum, Baylor; Kristin Scott, Iowa State; Angela Harris, Kansas State; Taylor Robertson, Oklahoma; Jayde Woods, TCU; Joyner Holmes, Texas; Chrislyn Carr, Texas Tech; Kysre Gondrezick, West Virginia; Kari Niblack, West Virginia

Big 12 All-Defensive Team

Lauren Cox, Baylor; DiDi Richards, Baylor; Natasha Mack, Oklahoma State; Kianna Ray, TCU; Brittany Brewer, Texas Tech

Big 12 All-Freshman Team

Maggie Espenmiller-McGraw, Iowa State; Zakiyah Franklin, Kansas; Ayoka Lee, Kansas State; Gabby Gregory, Oklahoma; Celeste Taylor, Texas

BIG 12 CONFERENCE**2020-21 STANDINGS**

	Big 12			Overall		
	W	L	Pct	W	L	Pct
Baylor	0	0	.000	1	0	1.000
Iowa State	0	0	.000	1	0	1.000
Kansas	0	0	.000	1	0	1.000
TCU	0	0	.000	1	0	1.000
Texas	0	0	.000	1	0	1.000
Texas Tech	0	0	.000	1	0	1.000
West Virginia	0	0	.000	1	0	1.000
Kansas State	0	0	.000	0	0	1.000
Oklahoma State	0	0	.000	0	0	1.000
Oklahoma	0	0	.000	0	1	.000

* - Big 12 regular season champion

Sunday, November 29

Southern at Kansas State, 1 p.m.
Texas A&M Corpus Christi at Kansas, 2 p.m.
North Texas at Texas, 2 p.m.
Oral Roberts at Oklahoma State, 2 p.m.
South Carolina vs. Oklahoma, 2:30 p.m.

Monday, November 30

South Dakota vs. Oklahoma, 5 p.m.

Tuesday, December 1

Baylor at USF, 6 p.m.

Wednesday, December 2

Iowa State at TCU, 6:30 p.m.
Southern at Oklahoma State, 6:30 p.m.
Louisiana Tech at Texas, 7 p.m.
Texas Tech at Vanderbilt, 7 p.m.

K-STATE AMONG 2019-20 STATISTICAL LEADERS**Team Stat Rankings - Big 12 (FINAL)**

SCORING	All Games/Big 12 Games
Scoring Offense	68.8 (8th)/66.0 (7th)
Scoring Defense	64.7 (5th)/65.6 (4th)
Scoring Margin	+ 4.1 (6th)/+ 0.39 (5th)
Field Goal Pct.	.405 (6th)/.392 (6th)
3-Pt. Field Goal Pct.	.268 (9th)/.254 (9th)
3-Pt. Field Goals Made per Game	4.9 (8th)/4.6 (8th)
Free Throw Pct.	.688 (5th)/.722 (4th)
Field Goal Pct. Defense	.374 (3rd)/.381 (2nd)
3-Pt. Field Goal Pct. Defense	.287 (3rd)/.288 (4th)

REBOUNDING	All Games/Big 12 Games
Rebounding Offense	43.3 (2nd)/42.0 (2nd)
Rebounding Defense	37.7 (5th)/38.8 (4th)
Rebounding Margin	+ 5.6 (3rd)/+ 3.1 (3rd)
Offensive Rebounds per Game	13.1 (4th)/12.4 (3rd)
Offensive Rebound Pct.	.331 (3rd)/.314 (3rd)
Defensive Rebounds per Game	30.2 (2nd)/29.5 (2nd)
Defensive Rebound Pct.	.729 (3rd)/.716 (4th)

ADDITIONAL	All Games/Big 12 Games
Blocked Shots per Game	5.6 (3rd)/5.2 (3rd)
Assists per Game	15.5 (3rd)/14.9 (3rd)
Steals per Game	6.9 (8th)/6.6 (7th)
Turnover Margin	-2.31 (9th)/-2.72 (9th)
Assist/Turnover Ratio	0.95 (5th)/0.94 (5th)

Player Stat Rankings - Big 12 (FINAL)

Peyton Williams	All Games/Big 12 Games
Points per Game	15.4 (8th)/15.6 (9th)
Field Goal Pct.	.465 (6th)/.442 (7th)
Free Throw Pct.	.758 (7th)/.776 (4th)
Rebounds per Game	11.0 (3rd)/10.3 (4th)
Offensive Rebounds per Game	3.4 (6th)/3.1 (5th)
Defensive Rebounds per Game	7.8 (2nd)/7.2 (4th)
Blocks per Game	1.04 (10th)/1.06 (12th)
Assist/Turnover Ratio	1.18 (12th)/1.13 (13th)
Minutes Played per Game	35.25 (5th)/36.83 (4th)
Double-Doubles	12 (7th)/--

Ayoka Lee	All Games/Big 12 Games
Points per Game	15.7 (8th)/15.8 (8th)
Field Goal Pct.	.568 (2nd)/.578 (1st)
Free Throw Pct.	.704 (11th)/.723 (8th)
Rebounds per Game	11.4 (2nd)/11.7 (2nd)
Offensive Rebounds per Game	4.3 (1st)/4.2 (1st)
Defensive Rebounds per Game	7.0 (4th)/7.4 (2nd)
Blocks per Game	3.1 (3rd)/3.1 (3rd)
Minutes Played per Game	32.0 (12th)/34.0 (11th)
Double-Doubles	19 (11st)/--

Angela Harris	All Games/Big 12 Games
Points per Game	--/13.1 (16th)
Assists per Game	4.3 (4th)/4.4 (5th)
Assist/Turnover Ratio	1.39 (10th)/1.41 (10th)
Steals per Game	1.76 (9th)/1.89 (15th)
Minutes Played per Game	32.73 (9th)/35.2 (7th)

Christianna Carr	All Games/Big 12 Games
3-Pt. FGs per Game	1.90 (7th)/--

Team Stat Rankings - NCAA (FINAL)

SCORING	All Games
Scoring Offense	68.8 (99th)
Scoring Defense	64.7 (182nd)
Scoring Margin	+ 4.1 (120th)
Field Goal Pct.	.405 (138th)
3-Pt. Field Goal Pct.	.268 (320th)
3-Pt. Field Goals Made	144 (269th)
3-Pt. Field Goals Made per Game	5.0 (257th)
Free Throw Pct.	.688 (194th)
Field Goal Pct. Defense	.374 (63rd)
3-Pt. Field Goal Pct. Defense	.287 (45th)

REBOUNDING	All Games
Rebounds	1,257 (40th)
Rebounds per Game	43.34 (10th)
Rebounding Margin	+ 5.6 (48th)

ADDITIONAL	All Games
Blocked Shots	163 (16th)
Blocked Shots per Game	5.6 (11th)
Assists	452 (61st)
Assists per Game	15.6 (39th)
Steals	202 (251st)
Steals per Game	7.0 (233rd)
Turnovers per Game	16.4 (211th)
Turnovers Forced	14.07 (268th)
Turnover Margin	-2.31 (274th)
Assist/Turnover Ratio	0.95 (91st)
Personal Fouls per Game	16.2 (122nd)


Player Stat Rankings - NCAA (FINAL)

Peyton Williams	All Games
Points per Game	15.4 (155th)
Field Goal Pct.	.465 (117th)
Free Throws Made	100 (131st)
Free Throw Attempts	132 (150th)
Free Throw Pct.	.758 (193rd)
Rebounds	308 (27th)
Rebounds per Game	11.0 (16th)
Defensive Rebounds per Game	7.6 (10th)
Blocked Shots per Game	1.04 (206th)
Double-Doubles	12 (40th)
Minutes Played per Game	35.25 (99th)

Ayoka Lee	All Games
Total Points	456 (153rd)
Points per Game	15.7 (134th)
Field Goals Made	184 (86th)
Field Goal Pct.	.568 (20th)
Rebounds	331 (12th)
Rebounds per Game	11.4 (10th)
Offensive Rebounds per Game	4.3 (11th)
Blocked Shots	91 (8th)
Blocks per Game	3.14 (6th)
Double-Doubles	19 (17th)

Angela Harris	All Games
Assists	124 (108th)
Assists per Game	4.3 (99th)
Assist Turnover Ratio	1.39 (190th)
Steals per Game	1.76 (204th)

Christianna Carr	All Games
3-Pt FGs Attempted	195 (73rd)
3-pt FGs Made per Game	1.90 (191st)



1 | SAVANNAH SIMMONS

G | 6-0 | JR. - 2L | BEL AIR, MD. (THE JOHN CARROLL SCHOOL)

- First player in the 53-year history of women's basketball at Kansas State from Maryland.
- Third player in the 53-year history of women's basketball at Kansas State to wear the number 1.

2019-20 GAME-BY-GAME

Opponent	Min	FG	3FG-3FGA	FT-FTA	O-D-Reb	PF	A	TO	Bk	St	Pts
Omaha	15	0-1	0-0	0-0	0-0-0	1	1	0	0	0	0
UIC	12	1-2	1-2	0-0	0-0-0	0	1	0	0	0	3
Oral Roberts	19	3-6	1-2	3-3	0-0-0	1	4	0	0	2	10
UT Arlington				DNP - Injured							
vs. Memphis				DNP - Injured							
vs. Michigan State				DNP - Injured							
UIW				DNP - Injured							
at Arkansas				DNP - Injured							
at Kansas City				DNP - Injured							
at Oregon	24	2-4	1-3	0-0	1-2-3	4	0	1	0	0	5
UTRGV	22	0-0	0-0	4-4	0-2-2	0	3	0	1	1	4
West Virginia*	18	0-1	0-1	0-0	0-2-2	2	2	4	0	1	0
at Texas Tech*	25	1-3	1-3	0-0	0-1-1	1	4	1	0	0	3
Oklahoma State*	16	0-2	0-2	2-4	0-5-5	2	2	0	0	1	2
Texas*	26	2-4	2-3	0-0	0-3-3	2	3	0	0	2	6
at Iowa State*	25	0-2	0-1	1-2	0-1-1	4	2	0	0	2	1
Oklahoma*	21	0-3	0-0	1-2	0-1-1	3	3	1	0	2	1
at Kansas*	26	0-2	0-1	2-4	0-1-1	0	4	3	1	0	2
at TCU*	28	1-4	1-4	0-0	0-2-2	2	1	3	0	0	3
Texas Tech*+	29	2-3	2-2	0-0	0-5-5	1	4	3	0	0	6
Baylor*	16	0-2	0-2	0-2	0-1-1	1	0	1	0	0	0
at West Virginia*	28	1-1	1-1	0-0	0-1-1	2	3	2	0	0	3
at Oklahoma*	32	2-5	2-4	1-2	0-3-3	5	2	4	0	1	7
TCU*	24	1-3	0-2	0-0	0-0-0	1	2	3	0	0	2
at Texas*+	24	0-1	0-0	2-2	0-3-3	1	5	2	0	1	2
Iowa State*	15	1-3	1-3	2-2	1-1-2	3	1	0	0	0	5
at Baylor*	17	0-2	0-1	2-2	1-1-2	3	0	4	0	0	2
at Oklahoma State*	23	0-1	0-1	0-0	1-4-5	1	2	2	1	0	0
Kansas*	24	1-4	1-3	0-0	0-1-1	0	5	1	0	0	3

+ starts | * Big 12 | ^ Big 12 Championships | % WNIT | \$ NCAA Tournament

POINTS

2019-20 Season	10, vs. Oral Roberts (11/18/19)
Career	10, vs. Oral Roberts (11/18/19)

FIELD GOALS MADE/ATTEMPTED

2019-20 Season	3, vs. ORU (11/18/19)/6, vs. ORU (11/18/19)
Career	3, vs. ORU (11/18/19)/6, vs. ORU (11/18/19)

3-PT. FIELD GOALS MADE/ATTEMPTED

2019-20 Season	2, three times/ 4, twice
Career	2, three times/ 4, twice

FREE THROWS MADE/ATTEMPTED

2019-20 Season	4, vs. UTRGV (12/28/19)/ 4, twice
Career	4, vs. UTRGV (12/28/19)/ 4, twice

REBOUNDS

2019-20 Season	5, three times
Career	5, four times

ASSISTS

2019-20 Season	5, twice
Career	5, twice

BLOCKS

2019-20 Season	1, three times
Career	1, three times

STEALS

2019-20 Season	2, four times
Career	2, four times

MINUTES

2019-20 Season	32, at Oklahoma (2/16/20)
Career	32, at Oklahoma (2/16/20)

MISCELLANEOUS CAREER STATS

Double-Figure Scoring Games	1
20+ Point Games	-
Double-Figure Rebounding Games	-
5+ Rebound Games	4
Double-Figure Assist Games	-
5+ Assist Games	2
Double-Doubles	-
2+ Block Games	-
2+ Steal Games	4
4+ Made 3-Pt. FGs	-
2+ Made 3-Pt. FGs	3

SIMMONS SETS CAREER-BESTS

- Junior **Savannah Simmons** has established career season-highs in her second season.
- For the season, Simmons carded career season-highs in scoring (70 pts; 3.0 ppg), assists (54; 2.3 apg), rebounds (44; 1.9 rpg), 3-point field goals made and attempted (14-41; .341) and free throws made and attempted (20-29; .690), steals (13; 0.6 spg) and blocks (3).
- She was an adept passer, as she tallied a 1.54 assist-to-turnover ratio (54 assists and 35 turnovers) and had 10 games with three or more assists including a career-high five at Texas on February 22 and against Kansas on March 8.

54

- **Savannah Simmons** is K-State's top returning passer for the 2020-21 season.
- Simmons set a career-high with 54 assists (2.3 apg) and an assist to turnover ratio of 1.54.
- Her assist total of 54 was 6.75 times more than her assist total from her freshman season when she dished out eight.
- Simmons is just the second player in program history to hand out 50 or more assists a season after handing out fewer than 10. She joins Haley Texada (7 to 59, 2011-12 to 2012-13) as the only two players to achieve this feat.

SOPHOMORE (2019-20)

Played in 23 games with two starts... Notched a career-high 511 minutes played (22.2 mpg)... Carded season career-highs in scoring (70 pts; 3.0 ppg), assists (54; 2.3 apg), rebounds (44; 1.9 rpg), field goals made and attempted (18-59; .305), 3-point field goals made and attempted (14-41; .341), free throws made and attempted (20-29; .690), steals (13; 0.6 spg) and blocks (3)... Carded a career-high with 10 points on a career-best 3-of-6 effort from the field against Oral Roberts (11/18)... Also pocketed a career-high two steals against the Golden Eagles... Tallied five points and three rebounds at Oregon (12/21)... Tallied four points, three assists, two rebounds, a block and a steal against UTRGV (12/28)... Carded three points, four assists and one rebound at Texas Tech (1/11)... Notched six points, three rebounds, three assists and two steals off the bench against Texas (1/19)... Registered six points, five rebounds and four assists in her first career start against Texas Tech (2/5)... Tallied seven points, three rebounds, two assists and a steal at Oklahoma (2/16)... Carded two points, three rebounds and a career-high five assists at Texas (2/22).

FRESHMAN (2018-19)

Played in 30 games with 156 minutes played (5.2 mpg)... Registered four points (0.1 ppg)... Shot .077 from the field and was 1-of-4 from beyond the arc... Was 1-of-4 from the free throw line... Pulled in 23 total rebounds (0.8 rpg) including 22 defensive rebounds... Handed out eight assists (0.3 apg)... Pocketed four steals (0.1 spg)... Made her K-State debut against UMKC (11/18) and pulled in five rebounds and handed out two assists in 14 minutes... Recorded her first career points against Vanderbilt (12/2) with a 3-pointer.

SIMMONS'S CAREER STATISTICS

YEAR	G-GS	MIN-AVG.	FGM-FGA	PCT	3PT-A	PCT	FTM-FTA	PCT	O-D-T	AVG	PF-D	A	TO	BLK	ST	PTS-AVG
2018-19	30-0	156-5.2	1-13	.077	1-4	.250	1-4	.250	1-22-23	0.8	14-0	8	16	0	4	4-0.1
2019-20	23-2	511-22.2	18-59	.305	14-41	.341	20-29	.690	4-40-44	1.9	40-1	54	35	3	13	70-3.0
2020-21																
TOTAL	53-2	667-12.6	19-72	.264	15-45	.333	21-33	.636	5-62-67	1.3	54-1	62	51	3	17	74-1.4



2 | CYMONE GOODRICH

G | 5-10 | JR. - 2L | CHICAGO, ILL. (SOUTH SHORE INTERNATIONAL PREP)

• Third player in program history from the state of Illinois and from Chicago and first since 1985 (Jennifer Jones).

POINTS

2019-20 Season	10, vs. Oral Roberts (11/18/19)
Career	12, at Oklahoma State (12/31/17)

FIELD GOALS MADE/ATTEMPTED

2019-20 Season	4, twice/11, at Kansas City (12/14/19)
Career	5, twice/ 11, twice

3-PT. FIELD GOALS MADE/ATTEMPTED

2019-20 Season	-/4, at TCU (2/1/20)
Career	2, at Baylor (1/20/18)/ 5, vs. Saint Louis (3/15/18)

FREE THROWS MADE/ATTEMPTED

2019-20 Season	2, vs. ORU (11/18/19)/4, twice
Career	4, vs. Omaha (11/12/18)/ 6, vs. SFA (11/10/17)

REBOUNDS

2019-20 Season	5, twice
Career	5, twice

ASSISTS

2019-20 Season	5, vs. UIC (11/11/19)
Career	5, twice

BLOCKS

2019-20 Season	-
Career	1, vs. Stephen F. Austin (11/10/17)

STEALS

2019-20 Season	3, twice
Career	3, three times

MINUTES

2019-20 Season	27, at Oregon (12/21/19)
Career	27, twice

MISCELLANEOUS CAREER STATS

Double-Figure Scoring Games	4
20+ Point Games	0
Double-Figure Rebounding Games	0
Double-Doubles	0
5+ Rebound Games	2
5+ Assist Games	2
2+ Steal Games	10
2+ Block Games	0
2+ Made 3-Pt. FGs	1

2019-20 GAME-BY-GAME

Opponent	Min	FG	3FG-3FGA	FT-FTA	O-D-Reb	PF	A	TO	Bk	St	Pts
Omaha	16	1-4	0-1	0-4	0-1-1	3	1	0	0	3	2
UIC	15	0-4	0-2	1-2	3-2-5	1	5	2	0	0	1
Oral Roberts	14	4-8	0-2	2-4	2-3-5	1	0	3	0	3	10
UT Arlington				DNP - Injured							
vs. Memphis	16	2-6	0-3	0-0	0-1-1	2	2	2	0	1	4
vs. Michigan State	19	0-3	0-1	0-0	1-2-3	2	2	1	0	2	0
UIW	19	2-2	0-0	0-0	0-0-0	3	3	3	0	1	4
at Arkansas	15	2-4	0-2	0-0	1-1-2	2	0	2	0	1	4
at Kansas City	23	4-11	0-0	1-2	1-1-2	0	1	1	0	2	9
at Oregon+	27	2-10	0-0	0-0	0-1-1	0	1	1	0	0	4
UTRGV	6	0-2	0-0	0-0	1-0-1	0	0	3	0	0	0
West Virginia*	2	0-1	0-0	0-0	0-0-0	0	0	0	0	0	0
at Texas Tech*	18	0-3	0-2	0-0	0-3-3	0	1	0	0	1	0
Oklahoma State*	22	0-3	0-2	0-0	0-4-4	3	2	1	0	0	0
Texas*	14	3-4	0-1	1-3	1-0-1	1	0	2	0	1	7
at Iowa State*	13	2-4	0-1	1-1	0-0-0	1	0	1	0	0	5
Oklahoma*	8	0-0	0-0	0-0	0-1-1	3	1	3	0	0	0
at Kansas*	8	0-0	0-0	0-0	0-0-0	0	1	1	0	2	0
at TCU*	12	0-5	0-4	0-0	0-1-1	1	0	1	0	0	0
Texas Tech*	7	0-2	0-1	1-2	0-0-0	2	1	2	0	0	1
Baylor*	9	0-0	0-0	0-0	0-1-1	0	2	0	0	0	0
at West Virginia*	4	0-1	0-0	0-2	0-1-1	0	0	0	0	1	0
at Oklahoma*	4	0-0	0-0	0-0	0-0-0	0	0	0	0	0	0
TCU*				DNP - Coach's Decision							
at Texas*	10	0-1	0-0	0-0	1-0-1	1	0	0	0	0	0
Iowa State*	7	0-1	0-0	1-2	1-0-1	1	2	0	0	1	1
at Baylor*	8	0-2	0-1	0-0	0-1-1	0	0	0	0	0	0
at Oklahoma State*	2	0-0	0-0	0-0	0-0-0	0	0	0	0	0	0
Kansas*	6	0-1	0-1	0-0	1-0-1	0	0	0	0	0	0

+ starts | * Big 12 | ^ Big 12 Championships | % WNIT | \$ NCAA Tournament

REDSHIRT SOPHOMORE (2019-20)

Played in 27 games with one start and tallied 324 minutes of action (12.0 mpg)... Carded 52 points (1.9 ppg) 37 rebounds (1.4 rpg) and 25 assists (0.9 apg)... Tied her career season-high for assists and steals (19; 0.7 spg)... Made her 2019-20 season debut against Omaha (11/8) with two points, three steals, one rebound and one assist... Came off the bench against UIC (11/11) and tallied one point, a career-high five rebounds and tied her career high with five assists... Registered 10 points, five rebounds and three steals off the bench against Oral Roberts (11/18)... Came off the bench at Kansas City (12/14) to record nine points, two rebounds and two steals in a season-best 23 minutes... Tallied seven points on 3-of-4 shooting against Texas (1/19).

SOPHOMORE (2018-19)

Suffered a season-ending shoulder injury and will apply for a medical hardship... Played in one game and tallied 16 minutes of action against Omaha (11/12)... Notched eight points, four rebounds and two steals.

FRESHMAN (2017-18)

Saw action in 33 games and made three starts... Played a total of 552 minutes (16.7 mpg)... Registered 130 points (3.9 ppg), 41 rebounds (1.2 rpg) and 25 assists (0.8 apg)... Shot 46-of-157 (.293) from the field, including 17-of-58 (.293) from 3-point range... Carded a 21-of-34 (.618) effort from the free throw line... Pocketed 19 steals and blocked one shot... Ranked 14th in the Big 12 among the league's freshmen in scoring... Ranked 11th in the Big 12 among the league's freshmen in 3-point field goal percentage... Ranked 12th in the Big 12 among the league's freshmen in steals... Finished with three games of 10 or more points... Made her K-State debut in the starting lineup against Stephen F. Austin (11/10) with five points, one rebounds, one assist, one block and one steal in 18 minutes... Notched 11 points at Missouri (11/30)... Carded 10 points in 16 minutes against UT Arlington (12/6)... Tallied 12 points on 5-of-11 shooting in 22 minutes at Oklahoma State (12/31)... Came off the bench to add seven points on 3-of-6 shooting, two rebounds, one assist and one steal at Kansas (1/28)... Carded six points, three rebounds, an assist and a steal at Oklahoma (1/31)... Registered four points, a career-high four rebounds, two assists and a steal at Texas Tech (2/26)... Tallied eight points, two rebounds, two assists and two steals against Baylor in the quarterfinals of the Big 12 Championship (3/3).

GOODRICH'S CAREER STATISTICS

YEAR	G-GS	MIN-AVG.	FGM-FGA	PCT	3PT-A	PCT	FTM-FTA	PCT	O-D-T	AVG	PF-D	A	TO	BLK	ST	PTS-AVG
2017-18	33-3	552-16.7	46-157	.293	17-58	.293	21-34	.618	7-34-41	1.2	36-0	25	46	1	19	130-3.9
2018-19	1-0	16-16.0	2-4	.500	0-2	.000	4-4	1.000	0-4-4	4.0	4-0	0	3	0	2	8-8.0
2019-20	27-1	324-12.0	22-82	.268	0-24	.000	8-22	.364	13-24-37	1.4	27-0	25	29	0	19	52-1.9
2020-21																
TOTAL	61-4	892-14.6	70-243	.288	17-84	.202	33-60	.550	20-62-82	1.3	67-0	50	78	1	40	190-3.1



3 | MAKAYLA PIPPIN

G/F | 6-1 | JR. - TR | INDIANAPOLIS, IND. (CENTRAL ARIZONA COLLEGE)

- Second player in K-State WBB history from Maryland, joining current teammate Savannah Simmons

2020-21 GAME-BY-GAME

Opponent	Min	FG	3FG-3FGA	FT-FTA	O-D-Reb	PF	A	TO	Bk	St	Pts
Southern											
Kentucky											
UT Arlington											
Idaho State											
South Dakota State											
at Omaha											
Kansas City											
at Iowa State *											
Texas *											
at Oklahoma *											
West Virginia *											
at Baylor *											
TCU *											
Oklahoma State *											
at West Virginia *											
at Kansas *											
Iowa State *											
Oklahoma *											
at Texas Tech *											
Baylor *											
at TCU *											
Kansas *											
at Oklahoma State *											
at Texas *											
Texas Tech *											

+ starts | * Big 12 | ^ Big 12 Championships | % WNIT | \$ NCAA Tournament

POINTS

2020-21 Season	-
Career	-

FIELD GOALS MADE/ATTEMPTED

2020-21 Season	-/-
Career	-/-

3-PT. FIELD GOALS MADE/ATTEMPTED

2020-21 Season	-/-
Career	-/-

FREE THROWS MADE/ATTEMPTED

2020-21 Season	-/-
Career	-/-

REBOUNDS

2020-21 Season	-
Career	-

ASSISTS

2020-21 Season	-
Career	-

BLOCKS

2020-21 Season	-
Career	-

STEALS

2020-21 Season	-
Career	-

MINUTES

2020-21 Season	-
Career	-

MISCELLANEOUS CAREER STATS

Double-Figure Scoring Games	-
20+ Point Games	-
Double-Figure Rebounding Games	-
5+ Rebound Games	-
Double-Figure Assist Games	-
5+ Assist Games	-
Double-Doubles	-
4+ Steal Games	-
2+ Steal Games	-
4+ Made 3-Pt. FGs	-
2+ Made 3-Pt. FGs	-

CENTRAL ARIZONA COLLEGE (2018-20)

Rated as the 15th junior college player in the nation by Girls Basketball Report in the 2019-20 season... Capped her 2019-20 season as a National Junior College Athletic Association (NJCAA) Women's Basketball Third-Team All-American... Saw action in 58 games with 54 starts... Registered 16.8 points per game (977 points), 8.9 rebounds per game (515 rebounds), 2.9 assists per game (166 assists), 1.7 steals per game (100 steals) and 0.6 blocks per game (32 blocks)... 21 career games with 20 or more points including a high of 34 points against Tohono O'odham Community College on December 7, 2019... Threat from beyond the arc in her two seasons, as she knocked down 92 three-point field goals on a .337 percentage... In the 2019-20 season, tallied 71 connections from deep on a .335 three-point percentage... In the 2019-20 season, helped the Vaqueras to a 28-3 overall record and a bid into the 2019-20 NJCAA National Tournament... Averaged 18.7 points (580 points) on a .421 field goal percentage including a .335 three-point field goal percentage... Helped Central Arizona College to a 22-9 record and a bid into the 2018-19 NJCAA Division I Region I Final... Averaged 14.7 points per game (397 points), 9.9 rebounds per game (267 rebounds) and 3.2 assists per game (86 assists).

HIGH SCHOOL

Ranked as the number 19 forward in the nation by ESPNW Hoopgurlz and the number eight forward in the nation and 149th ranked overall prospect by ProspectsNation.com as a member of 2018 recruiting class... First team IAAM... MVP of 695 Hoops All-Star Game... Played a national schedule while attending National Christian Academy.

PIPPIN'S CAREER STATISTICS

YEAR	G-GS	MIN-AVG.	FGM-FGA	PCT	3PT-A	PCT	FTM-FTA	PCT	O-D-T	AVG	PF-D	A	TO	BLK	ST	PTS-AVG
2020-21																
TOTAL																

+ + + + + +



4 | SYDNEY GOODSON

G | 5-9 | SR. - TR | ARGYLE, TEXAS (TEXAS TECH/ARIZONA STATE)

- Rated as the No. 10 immediately eligible transfer for the 2020-21 season by ESPN.com.
- Took part in the 2020 Athletes in Action Virtual Leadership Academy

2020-21 GAME-BY-GAME

Opponent	Min	FG	3FG-3FGA	FT-FTA	O-D-Reb	PF	A	TO	Bk	St	Pts
Southern											
Kentucky											
UT Arlington											
Idaho State											
South Dakota State											
at Omaha											
Kansas City											
at Iowa State *											
Texas *											
at Oklahoma *											
West Virginia *											
at Baylor *											
TCU *											
Oklahoma State *											
at West Virginia *											
at Kansas *											
Iowa State *											
Oklahoma *											
at Texas Tech *											
Baylor *											
at TCU *											
Kansas *											
at Oklahoma State *											
at Texas *											
Texas Tech *											

+ starts | * Big 12 | ^ Big 12 Championships | % WNIT | \$ NCAA Tournament

GOODSON'S TROPHY CASE

- Two-time Academic All-Big 12 First Team (2019 & 2020)

POINTS

2019-20 Season	21, vs. Florida A&M (11/18/19)
Career	21, vs. Florida A&M (11/18/19)

FIELD GOALS MADE/ATTEMPTED

2019-20 Season	8, vs. FAMU (11/18/19)/14, at TCU (1/8/20)
Career	8, vs. FAMU (11/18/19)/15, vs. Baylor (3/9/19)

3-PT. FIELD GOALS MADE/ATTEMPTED

2019-20 Season	5, vs. FAMU (11/18/19)/ 10, at TCU (1/8/20)
Career	5, twice/ 11, twice

FREE THROWS MADE/ATTEMPTED

2019-20 Season	5, vs. Oklahoma (1/22/20)/6, vs. Oklahoma (1/22/20)
Career	5, twice/ 6, vs. Oklahoma (1/22/20)

REBOUNDS

2019-20 Season	10, vs. Oklahoma State (2/1/20)
Career	13, at West Virginia (1/23/19)

ASSISTS

2019-20 Season	7, vs. Iowa State (1/3/20)
Career	8, at TCU (1/16/19)

BLOCKS

2019-20 Season	1, at TCU (1/8/20)
Career	1, four times

STEALS

2019-20 Season	4, three times
Career	4, five times

MINUTES

2019-20 Season	40, twice
Career	40, 13 times

MISCELLANEOUS CAREER STATS

Double-Figure Scoring Games	26
20+ Point Games	3
Double-Figure Rebounding Games	4
5+ Rebound Games	30
Double-Figure Assist Games	-
5+ Assist Games	13
Double-Doubles	3
2+ Block Games	-
2+ Steal Games	30
4+ Made 3-Pt. FGs	8
2+ Made 3-Pt. FGs	25

TEXAS TECH (2018-20)

Played in 55 games with 47 starts for the Lady Raiders... Tallied 1,843 minutes of action (33.5 mpg)... Carded 525 points (9.5 ppg), 291 rebounds (5.3 rpg), 162 assists (2.9 apg) and 98 steals (1.8 spg)... In 2019-20, carded 190 points (7.9 ppg), 136 rebounds (5.7 rpg), 67 assists (2.8 apg) and 48 steals (2.0 spg)... Finished the season with a .411 field goal percentage (65-of-158), including a .281 3-point field goal percentage (25-of-89)... Carded a .729 free throw percentage (35-of-48)... Had a eight games with 10 or more points... Had six games with two or more connections from beyond the arc.... Tallied a season-high of 21 points against Florida A&M (11/18/19) which included a season-high 5 three-point field goals made... In 2018-19, averaged 36.2 minutes per game and ranked third in the Big 12 for minutes played... Averaged 10.8 points, the third most on the team... Pulled in 5.0 rebounds, handed out 3.1 assists and pulled 1.6 steals per game... Scored double figures in 18 games and recorded two double-doubles... Shot 37.4 percent from the three-point line, ranking first on the team and sixth in the Big 12.

REDSHIRT SEASON (2017-18)

Sat out due to NCAA Transfer rules.

ARIZONA STATE (2016-17)

Saw action in 27 games, including 16 Pac 12 games... Tallied 230 minutes played (8.5 mpg)... Scored 68 points (2.5 ppg), pulled in 12 rebounds (0.4 rpg) and dished 14 assists (0.5 apg)... Recorded a .385 shooting average and shot .350 from beyond the arc... Pocketed six steals... Shot .359 from the field and .360 from the arc in league action.

GOODSON'S CAREER STATISTICS

YEAR	G-GS	MIN-AVG.	FGM-FGA	PCT	3PT-A	PCT	FTM-FTA	PCT	O-D-T	AVG	PF-D	A	TO	BLK	ST	PTS-AVG
2016-17 (ASU)	27-0	230-8.5	25-65	.385	14-40	.350	4-5	.800	6-6-12	0.4	14-0	14	9	0	6	68-2.5
2017-18 (TTU)																
DNP - NCAA Transfer Rules																
2018-19 (TTU)	31-26	1122-36.2	111-287	.387	65-174	.374	48-61	.787	52-103-155	5.0	65-0	95	82	3	50	335-10.8
2019-20 (TTU)	24-21	721-30.0	65-158	.411	25-89	.281	35-48	.729	48-88-136	5.7	50-1	67	51	1	48	190-7.9
2020-21 (K-State)																
TOTAL	82-47	2073-25.3	201-510	.394	104-303	.343	87-114	.763	106-197-303	3.7	129-1	176	142	4	104	593-7.2



10 | JADA THORPE

G | 5-9 | R-FR. - SQ | CHICAGO, ILL. (SIMEON CAREER ACADEMY)

- Third player in program history to join K-State from Chicago, joining current Wildcat Cymone Goodrich and former Wildcat Sharon Carr (1982-83).

THORPE'S TROPHY CASE

- 2019-20 Big 12 Academic All-Rookie Team
- Fall 2019 Big 12 Commissioner's Honor Roll

POINTS

2020-21 Season	-
Career	-

FIELD GOALS MADE/ATTEMPTED

2020-21 Season	-/-
Career	-/-

3-PT. FIELD GOALS MADE/ATTEMPTED

2020-21 Season	-/-
Career	-/-

FREE THROWS MADE/ATTEMPTED

2020-21 Season	-/-
Career	-/-

REBOUNDS

2020-21 Season	-
Career	-

ASSISTS

2020-21 Season	-
Career	-

BLOCKS

2020-21 Season	-
Career	-

STEALS

2020-21 Season	-
Career	-

MINUTES

2020-21 Season	-
Career	-

MISCELLANEOUS CAREER STATS

Double-Figure Scoring Games	-
20+ Point Games	-
Double-Figure Rebounding Games	-
5+ Rebound Games	-
Double-Figure Assist Games	-
5+ Assist Games	-
Double-Doubles	-
2+ Block Games	-
2+ Steal Games	-
4+ Made 3-Pt. FGs	-
2+ Made 3-Pt. FGs	-

2020-21 GAME-BY-GAME

Opponent	Min	FG	3FG-3FGA	FT-FTA	O-D-Reb	PF	A	TO	Bk	St	Pts
Southern											
Kentucky											
UT Arlington											
Idaho State											
South Dakota State											
at Omaha											
Kansas City											
at Iowa State *											
Texas *											
at Oklahoma *											
West Virginia *											
at Baylor *											
TCU *											
Oklahoma State *											
at West Virginia *											
at Kansas *											
Iowa State *											
Oklahoma *											
at Texas Tech *											
Baylor *											
at TCU *											
Kansas *											
at Oklahoma State *											
at Texas *											
Texas Tech *											

+ starts | * Big 12 | ^ Big 12 Championships | % WNIT | \$ NCAA Tournament

FRESHMAN (2019-20)

Missed the season due to injury.

HIGH SCHOOL

Prospects Nation Watch List for Class of 2019... Played in the 2019 Riverwar Missouri vs. Illinois Girls All-Star Game... 2016-17 *Chicago Tribune* Players to Watch... 2015-16 IBCA Class 3A/4A Special Mention All-State... Played one season with Simeon Career Academy... Tallied 16.8 points, 4.2 rebounds, 6.5 assists, 4.5 steals and 3.7 blocks with the Wolverines... In the 2017-18 season, she played for Montverde Academy in Montverde, Florida... Helped the program to a 18-3 record and a state tournament title... Averaged 16.6 points, five assists and two rebounds for the Eagles... Played her first two high school seasons with North Lawndale High School in Chicago... She helped the program to a 43-11 overall record and a state runner-up finish in 2015-16. In her freshman year, Thorpe averaged 14.6 points, five assists and three rebounds per game and was named to the 2015-16 Illinois Basketball Coaches Association (IBCA) Class 3A/4A Special Mention All-State Team... In her sophomore year, helped the program to a city runner-up finish, she averaged 15.3 points, 4.6 assists and 3.4 rebounds.

THORPE'S CAREER STATISTICS

YEAR	G-GS	MIN-AVG.	FGM-FGA	PCT	3PT-A	PCT	FTM-FTA	PCT	O-D-T	AVG	PF-D	A	TO	BLK	ST	PTS-AVG
2019-20																
2020-21																
TOTAL	-	-	-	-	-	-	-	-	-	-	-	-	-	-	-	-

+ + + + + +



12 | RACHEL RANKE

G | 6-1 | R-JR. - 2L | BURNSVILLE, MINN. (EASTVIEW HS)

2020-21 Preseason All-Big 12 Team - Honorable Mention

- 12th player in program history from the state of Minnesota and the first since 2013 (Brittany Chambers).

CAREER

Ninth on the K-State career list for 3-point field goals made (175)... Eighth in program history for three-point field goal attempts (543)... Holds school record for career 3-point field goals made by a player 6'0" or taller.

RANKE'S TROPHY CASE

- 2020-21 Preseason All-Big 12 Team (Honorable Mention)
- 2019-20 Preseason All-Big 12 Team (Honorable Mention)
- Won 2019 Red Bull USA 3X East Regional
- 2019 1st Infantry Division Sustainment Brigade Tammie Romstad Durable Award
- 2018 Big 12 All-Freshman Team
- 2018 Waco Tribune Big 12 All-Freshman Team
- 2018 Most Improved Award
- Three-time Big 12 Freshman of the Week (2017-18)

POINTS

2019-20 Season	16, vs. Oral Roberts (11/18/19)
Career	26, at Texas Tech (2/26/18)

FIELD GOALS MADE/ATTEMPTED

2019-20 Season	5, twice/13, vs. UIW (12/3/19)
Career	9, at Texas Tech (2/26/18)/ 20, vs. West Virginia (3/9/19)

3-PT. FIELD GOALS MADE/ATTEMPTED

2019-20 Season	5, vs. UIW (12/3/19)/12, vs. UIW (12/3/19)
Career	8, at Oklahoma (2/10/19)/ 15, vs. Chicago St. (12/18/17)

FREE THROWS MADE/ATTEMPTED

2019-20 Season	3, twice/5, twice
Career	6, at Little Rock (12/8/18)/ 7, at Little Rock (12/8/18)

REBOUNDS

2019-20 Season	6, vs. UIC (11/11/19)
Career	10, vs. Saint Louis (3/15/18)

ASSISTS

2019-20 Season	5, vs. UIW (12/3/19)
Career	6, vs. Oklahoma (1/5/19)

BLOCKS

2019-20 Season	1, twice
Career	2, three times

STEALS

2019-20 Season	2, four times
Career	5, vs. UT Arlington (12/6/17)

MINUTES

2019-20 Season	30, vs. Michigan State (11/30/19)
Career	40, vs. North Texas (11/16/18)

MISCELLANEOUS CAREER STATS

Double-Figure Scoring Games	43
20+ Point Games	7
Double-Figure Rebounding Games	1
Double-Doubles	1
5+ Rebound Games	17
5+ Assist Games	2
5+ Steal Games	1
2+ Steal Games	23
2+ Block Games	3
4+ Made 3-Pt. FGs	16
2+ Made 3-Pt. FGs	45

2019-20 GAME-BY-GAME

Opponent	Min	FG	3FG-3FGA	FT-FTA	O-D-Reb	PF	A	TO	Bk	St	Pts
Omaha+	26	4-6	0-1	3-5	0-3-3	0	4	0	1	1	11
UIC+	24	4-9	4-8	2-4	1-5-6	1	1	1	1	2	14
Oral Roberts+	24	5-10	3-7	3-5	0-3-3	1	3	1	0	2	16
UT Arlington				DNP - Injured							
vs. Memphis+	29	4-10	2-5	0-0	1-1-2	2	4	2	0	1	10
vs. Michigan State+	30	3-7	1-4	0-0	0-4-4	3	2	5	0	0	7
UIW+	20	5-13	5-12	0-0	0-3-3	0	5	3	0	2	15
at Arkansas+	26	3-11	0-5	2-3	1-2-3	2	3	1	0	2	8
at Kansas City+	17	0-2	0-0	0-0	0-2-2	1	3	1	0	1	0
at Oregon				DNP - Injured							
UTRGV				DNP - Injured							
West Virginia*				DNP - Injured							
at Texas Tech*				DNP - Injured							
Oklahoma State*				DNP - Injured							
Texas*				DNP - Injured							
at Iowa State*				DNP - Injured							
Oklahoma*				DNP - Injured							
at Kansas*				DNP - Injured							
at TCU*				DNP - Injured							
Texas Tech*				DNP - Injured							
Baylor*				DNP - Injured							
at West Virginia*				DNP - Injured							
at Oklahoma*				DNP - Injured							
TCU*				DNP - Injured							
at Texas*				DNP - Injured							
Iowa State*				DNP - Injured							
at Baylor*				DNP - Injured							
at Oklahoma State*				DNP - Injured							
Kansas*				DNP - Injured							

+ starts | * Big 12 | ^ Big 12 Championships | % WNIT | \$ NCAA Tournament

RANKE WITH RANGE

- Guard **Rachel Ranke** continues to be a threat for the Wildcats from beyond the three-point line.
- For her career, Ranke has made 175 three-point field goals and ranks ninth on the K-State career 3-point field goals made list. She also ranks eighth in program history for career 3-point field goals attempted with 543.
- This season, Ranke is shooting 15-of-42 (.357) from 3-point range. She is averaging 1.9 connections from deep per game.
- Last season, Ranke led the team with 71 three-point field goals made. Ranke ranked fourth in program history for 3-point field goals made by a sophomore.
- She ranked fourth in the Big 12 in 3-point field goals made per game (2.2) and 12th in the league in 3-point field goal percentage (.318).
- Since the 2000-01 season, Ranke has made the second-most 3-point field goals in the first two seasons of a K-State career with 160 conversions.
- Ranke holds the school record for 3-point field goals made by a player 6'0" or taller in school history.

CAREER 3-POINT FIELD GOALS MADE

1. Laurie Koehn (2001-05).....	392*
2. Brittany Chambers (2009-13).....	350 ^
3. Kim Woodlee (1997-01).....	285
4. Kristin Rethman (1998-02).....	266
5. Kindred Wesemann (2013-17).....	264
6. Kimberly Dietz (2004-08).....	230
7. Claire Coggins (2003-07).....	185
8. Missy Decker (1993-97).....	176
9. Rachel Ranke (2017-present)	175
10. Bri Craig (2012-16).....	161

* - ranks tied for 4th in NCAA Division I history

^ - ranks 22nd in NCAA Division I history

PLAYERS 6'0" OR TALLER W/ 100+ 3-PT FGs MADE - CAREER

Rk.	Player (Years).....	3-Pt FGs.....	Height
1.	Rachel Ranke (2017-present)	175	6'1"
2.	Kaylee Page (2015-18).....	151.....	6'2"
3.	Megan Mahoney (2001-05).....	117.....	6'0"
4.	Ashley Sweat (2006-10).....	110.....	6'2"
5.	Christianna Carr (2018-present)	94	6'1"

198

Ranke needs 198 points to become the 43rd player in program history to score 1,000 or more points in her career.

65.5

Rachel Ranke has poured in 175 three-point field goals during her career with the Wildcats (2.4 pg; 74 games).

- Of her 802 career points scored, 65.5 percent have come from behind the 3-point line including a 55.6 percent this season.

REBOUNDING RANKE

- Guard **Rachel Ranke** has attacked the glass to begin the 2019-20 season.
- She averaged 3.3 rebounds per game and pulled in six boards against UIC on November 11.
- When Ranke collects five or more rebounds and makes four or more 3-point field goals in a game, K-State is 4-1. She achieved this feat three times in her freshman season, once in the 2018-19 season and once this season.
- In K-State history, Ranke leads all players 6'0" and taller for career games with five or more rebounds and four or more made 3-point field goals.
- For her career, Ranke has 17 career games with five or more rebounds.

K-STATE PLAYERS 6'0"+ W/ 5+ REBS & 4+ 3-PT FGS MADE

Rk.	Player (Years)	Games	Height
1.	Rachel Ranke (2017-present)	5	6'1"
2.	Kaylee Page (2015-18)	4	6'2"
3.	Megan Mahoney (2001-05)	2	6'0"
4.	Christianna Carr (2018-present)	1	6'1"

RANKE RADIOACTIVE IN OKLAHOMA

- **Rachel Ranke** enjoyed her four games in the state of Oklahoma last season. In the four games (at Oklahoma, at Oklahoma State and two games in the Big 12 Championship in Oklahoma City), she was a combined 18-of-38 from beyond the arc and averaged 17.8 points.
- Ranke made more 3-point field goals in the state of Oklahoma among visiting Big 12 teams than any player on the seven other teams in the league.
- On February 10 at Oklahoma, Ranke was 8-of-14 from beyond the arc against the Sooners and tied the school record for 3-point field goals made in a conference game with Kindred Wesemann (vs. Texas, 2/4/15).
- Ranke's eight 3-pointers are tied for fourth in program history. She is the first player in program history to make eight or more 3-point field goals in a road game.
- Ranke's eight 3-pointers are tied for the second most by a Big 12 player this season and were the most in a league game this season.
- At Oklahoma State on March 4, Ranke finished 4-of-6 from beyond the arc which was her 13th career game with four or more connections from behind the arc.
- Against West Virginia on March 9 in the quarterfinals of the Big 12 Championship in Oklahoma City, she tallied 21 points with a 4-of-12 effort from deep.

3-POINT FIELD GOALS MADE - SINGLE GAME

1.	Laurie Koehn, vs. Iowa (1/5/03)	10
2.	Shawnda DeCamp, vs. Detroit (11/29/93)	9
	Brittany Chambers, vs. Texas Southern (3/21/13)	9
4.	Kendra Wecker, vs. Illinois State (11/26/04)	8
	Shawnda DeCamp, vs. Ohio State (12/19/93)	8
	Brittany Chambers, vs. Northwestern (12/19/11)	8
	Kindred Wesemann, vs. Texas (2/4/15)	8
	Rachel Ranke, at Oklahoma (2/10/19)	8
9.	11 players: Most Recent -	
	Rachel Ranke, vs. Chicago State (12/18/17)	7

MOST 3-POINT FGS MADE IN A CONFERENCE GAME

Kindred Wesemann, vs. Texas (2/4/15)	8
Rachel Ranke, at Oklahoma (2/10/19)	8

JUNIOR (2019-20)

2019-20 Preseason All-Big 12 honorable mention... Missed 21 games including 20 straight to end the season with an injury... Played in eight games with eight starts and recorded 196 total minutes (24.5 mpg)... Carded 81 points (10.1 ppg) on a .412 field goal percentage... Was 15-of-42 (.357) from beyond the arc... Hauled in 26 rebounds (3.3 rpg) and dished out 25 assists (3.1 apg)... Pocketed 10 steals (1.3 spg)... Tallied 11 points, four assists, three rebounds, one block and one steal against Omaha (11/8)... Registered 14 points on 4-of-9 shooting including 4-of-8 from beyond the arc, six rebounds and two steals against UIC (11/11)... Tallied 16 points, three rebounds and two steals against Oral Roberts (11/18).

SOPHOMORE (2018-19)

2019 1st Infantry Division Sustainment Brigade Tammie Romstad Durable Award... Played in and started all 33 games... Set a new career-high with 1,077 minutes played (32.6 mpg)... Recorded 329 total points (10.0 ppg) and ranked third on the team in scoring... Notched 18 games with 10 or more points... Shot 109-of-323 (.337) from the field, including a 71-of-223 (.318) from 3-point range... Her 71 three-point field goals made rank fourth in school history by a sophomore in program history... Led the team in 3-point field goals made and attempted... Made two or more 3-point field goals in a game in 22 games... Of her 329 points, 64.7 percent came from a 3-pointer... Finished 40-of-55 (.727) from the free throw line... Pulled in 109 total rebounds (3.3 rpg), including 99 on the defensive end... Handed out a career-high 41 assists (1.2 apg) and ranked third on the team... Pocketed a career-high 38 steals (1.2 spg) and ranked third on the team... Set a new career-high with 10 blocked shots... Registered 11 points, five rebounds and two steals against Omaha (11/12)... Carded 13 points, eight rebounds, one assist, one block and one steal against North Texas (11/16)... Notched 15 points, four rebounds and two steals against Princeton (11/24)... Tallied 12 points, four rebounds and two blocks against Lamar (12/5)... Recorded 17 points including a 4-of-8 effort from 3-point range with three rebounds against Central Arkansas (12/20)... Carded 19 points on 7-of-14 shooting, including 5-of-11 shooting from beyond the arc against Oklahoma (1/5)... Also added a career-high six assists and four steals against the Sooners... Tallied 10 points and three rebounds against Kansas (1/13)... Notched 11 points, three rebounds and one steal at Texas Tech (1/19)... Registered a season-high 24 points on a career-high 8-of-14 shooting from beyond the arc at Oklahoma (2/10)... Carded 11 points on 3-of-8 shooting from beyond the arc with three assists at Texas (2/17)... Recorded 11 points and six rebounds against West Virginia (2/27)... Tallied 11 points, eight rebounds, two assists and two steals against Texas Tech (3/2)... Registered 16 points on 6-of-9 shooting including a 4-of-6 effort from beyond the arc and three rebounds at Oklahoma State (3/4)... Tallied 21 points including a 4-of-12 effort from 3-point range, six rebounds and two steals against West Virginia (3/9) in the quarterfinals of the Big 12 Championships... Notched 10 points, three rebounds, three assists, three steals and a block against Baylor (3/10) in the semifinals... Tallied 11 points on 4-of-10 shooting, including a 3-of-7 effort from beyond the arc against Michigan (3/22) in the first round of the 2019 NCAA Tournament.

RANKE'S CAREER STATISTICS

YEAR	G-GS	MIN-AVG.	FGM-FGA	PCT	3PT-A	PCT	FTM-FTA	PCT	O-D-T	AVG	PF-D	A	TO	BLK	ST	PTS-AVG
2017-18	34-27	1072-31.5	130-380	.342	89-278	.320	43-55	.782	12-109-121	3.6	57-0	39	30	9	35	392-11.5
2018-19	33-33	1077-32.6	109-323	.337	71-223	.318	40-55	.727	10-99-109	3.3	44-0	41	57	10	38	329-10.0
2019-20	8-8	196-24.5	28-68	.412	15-42	.357	10-17	.588	3-23-26	3.3	10-0	25	14	3	10	81-10.1
2020-21																
TOTAL	75-68	2336-31.2	267-771	.346	175-543	.322	93-127	.732	25-231-256	3.4	111-0	105	101	22	83	802-10.7

+ + + + + +



13 | LAURA MACKE

F | 6-2 | JR. - 2L | BAILEYVILLE, KAN. (NEMAHA CENTRAL HS)

MACKE'S TROPHY CASE

- 2020 Academic All-Big 12 First Team
- 2018-19 Big 12 Academic All-Rookie Team
- Three-time Big 12 Commissioner's Honor Roll

POINTS

2019-20 Season	11, vs. UIC (11/11/19)
Career	11, vs. UIC (11/11/19)

FIELD GOALS MADE/ATTEMPTED

2019-20 Season	5, vs. UIC (11/11/19)/8, vs. UIC (11/11/19)
Career	5, vs. UIC (11/11/19)/8, vs. UIC (11/11/19)

3-PT. FIELD GOALS MADE/ATTEMPTED

2019-20 Season	-/5, vs. UTA (11/24/19)
Career	1, six times/ 5, vs. UTA (11/24/19)

FREE THROWS MADE/ATTEMPTED

2019-20 Season	3, vs. Iowa State (2/26/20)/4, vs. Iowa State (2/26/20)
Career	3, vs. Iowa State (2/26/20)/4, vs. Iowa State (2/26/20)

REBOUNDS

2019-20 Season	9, vs. UIC (11/11/19)
Career	9, vs. UIC (11/11/19)

ASSISTS

2019-20 Season	4, vs. UIW (12/3/19)
Career	4, vs. UIW (12/3/19)

BLOCKS

2019-20 Season	1, four times
Career	1, six times

STEALS

2019-20 Season	1, six times
Career	2, vs. West Virginia (3/9/19)

MINUTES

2019-20 Season	20, twice
Career	22, vs. West Virginia (2/27/19)

MISCELLANEOUS CAREER STATS

Double-Figure Scoring Games	1
20+ Point Games	-
Double-Figure Rebounding Games	-
5+ Rebound Games	2
Double-Figure Assist Games	-
5+ Assist Games	-
Double-Doubles	-
2+ Block Games	-
2+ Steal Games	1
4+ Made 3-Pt. FGs	-
2+ Made 3-Pt. FGs	-

2019-20 GAME-BY-GAME

Opponent	Min	FG	3FG-3FGA	FT-FTA	O-D-Reb	PF	A	TO	Bk	St	Pts
Omaha	14	0-1	0-1	0-0	0-4-4	3	0	0	1	0	0
UIC+	20	5-8	0-1	1-1	3-6-9	0	2	3	1	1	11
Oral Roberts	11	1-2	0-0	0-0	1-0-1	5	3	1	0	1	2
UT Arlington	20	1-7	0-5	1-2	2-0-2	3	0	3	0	1	3
vs. Memphis	12	1-2	0-1	0-1	2-1-3	0	1	2	0	0	2
vs. Michigan State	9	0-1	0-1	0-0	0-0-0	0	3	3	0	0	0
UIW	15	0-2	0-0	0-0	2-1-3	1	4	0	0	0	0
at Arkansas	10	2-4	0-0	0-0	1-0-1	1	0	0	0	0	4
at Kansas City	5	0-0	0-0	0-0	0-1-1	0	0	1	0	0	0
at Oregon	7	1-1	0-0	0-0	0-0-0	0	0	0	0	0	2
UTRGV	14	1-2	0-0	2-2	2-1-3	2	0	1	0	0	4
West Virginia*	6	0-0	0-0	0-0	0-0-0	0	1	2	0	0	0
at Texas Tech*	6	0-3	0-0	0-0	0-0-0	1	1	1	0	0	0
Oklahoma State*	9	0-2	0-0	1-2	1-0-1	2	0	2	0	0	1
Texas*	8	0-1	0-0	2-2	0-0-0	0	1	0	0	1	2
at Iowa State*	3	1-2	0-0	0-0	0-0-0	0	1	0	0	0	2
Oklahoma*	3	0-1	0-1	0-0	1-2-3	1	0	0	0	0	0
at Kansas*	4	2-2	0-0	0-0	0-0-0	0	0	0	0	0	4
at TCU*	7	1-1	0-0	0-2	2-1-3	0	0	0	1	0	2
Texas Tech*	4	0-0	0-0	0-0	0-0-0	0	0	0	0	0	0
Baylor*	7	0-0	0-0	2-2	0-0-0	1	0	0	0	0	2
at West Virginia*	2	0-0	0-0	1-2	1-0-1	0	0	0	0	0	1
at Oklahoma*	3	0-0	0-0	0-0	2-0-2	0	0	2	0	0	0
TCU*	2	0-0	0-0	0-0	0-0-0	0	0	0	0	0	0
at Texas*	2	0-0	0-0	0-0	0-0-0	0	0	0	0	0	0
Iowa State*	5	1-1	0-0	3-4	0-1-1	1	0	0	0	0	5
at Baylor*	12	2-2	0-0	2-2	0-0-0	2	0	0	1	1	6
at Oklahoma State*	5	1-2	0-0	0-0	0-0-0	0	0	1	0	0	2
Kansas*	11	0-2	0-0	2-2	0-0-0	1	0	1	0	1	2

+ starts | * Big 12 | ^ Big 12 Championships | % WNIT | \$ NCAA Tournament

SOPHOMORE (2019-20)

Played in 29 games with one start... Tallied 239 minutes (8.2 mpg)... Scored a career season-high 57 points (2.0 ppg) and set career season-highs for field goals made and attempted (20-of-49) and free throws made and attempted (17-of-24) and free throw percentage (.708)... Pulled in 38 rebounds (1.3 rpg)... Dished out a career-high 16 assists (0.6 apg) and pocketed a career season-high six steals... Blocked four shots... Made her season debut against Omaha (11/8) and came off the bench to record four rebounds and a block in 14 minutes... Made first career start against UIC (11/11) and responded with a career-high 12 points on 5-of-8 shooting, nine rebounds, two assists, a block and a steal... Registered five points and a rebound in five minutes off the bench against Iowa State (2/26)... Tallied six points, one block and one steal at Baylor (2/29).

FRESHMAN (2018-19)

Played in 31 games... Tallied 277 minutes played... Logged 51 total points (1.6 ppg)... Averaged 3.2 ppg in final nine games of the season... For the season, shot .543 from the field (19-of-35), including a 6-of-15 (.400) effort from the 3-point line... Tallied a 7-of-17 (.412) effort from the free throw line... Pulled in 45 total rebounds (1.5 rpg)... Handed out 11 assists... Carded four steals and two blocked shots... Made her K-State debut against Omaha (11/12) and pulled in one rebound... Carded one point and a rebound against North Texas (11/16)... Tallied two points against DePaul (11/23)... Notched two points, four rebounds and an assist against Princeton in the Cancun Challenge (11/24)... Registered two points against Vanderbilt in the SEC/Big 12 Challenge (12/2)... Tallied her first career 3-pointer at Iowa State (1/2)... Tallied four points, two rebounds and a block against Oklahoma (1/5)... Recorded four points and an assist at Baylor (1/9)... Scored four points against Baylor (2/13)... Buried a 3-pointer and pulled in a rebound at Texas (2/17)... Registered a career-high six points, tied her career-high with four rebounds and one assist and one block at TCU (2/23)... Came off the bench to tally two points and a career-high five rebounds in a career-best 22 minutes against West Virginia (2/27)... Tallied five points and two assists against Texas Tech (3/2)... Notched four points, two rebounds and a steal against Michigan (3/22) in the first round of the 2019 NCAA Tournament.

MACKE'S CAREER STATISTICS

YEAR	G-GS	MIN-AVG.	FGM-FGA	PCT	3PT-A	PCT	FTM-FTA	PCT	O-D-T	AVG	PF-D	A	TO	BLK	ST	PTS-AVG
2018-19	31-0	277-8.9	19-35	.543	6-15	.400	7-17	.412	20-25-45	1.5	26-0	11	14	2	4	51-1.6
2019-20	29-1	239-8.2	20-49	.408	0-10	.000	17-24	.708	20-18-38	1.3	24-1	16	22	4	6	57-2.0
2020-21																
TOTAL	60-1	516-8.6	39-84	.464	6-25	.240	24-41	.585	40-43-83	1.4	50-1	27	36	6	10	108-1.8



23 | JADA MOORE

G | 5-11 | FR. - HS | DENVER, COLO. (REGIS JESUIT HS)

- Fifth player in program history to join K-State from Colorado, the first since Kimberly Dietz (2004-08).
- High school teammate of Stanford's Fran Belibi
- Played AAU for Colorado Premier and coached by former NBA player Keith Van Horn

2020-21 GAME-BY-GAME

Opponent	Min	FG	3FG-3FGA	FT-FTA	O-D-Reb	PF	A	TO	Bk	St	Pts
Southern											
Kentucky											
UT Arlington											
Idaho State											
South Dakota State											
at Omaha											
Kansas City											
at Iowa State *											
Texas *											
at Oklahoma *											
West Virginia *											
at Baylor *											
TCU *											
Oklahoma State *											
at West Virginia *											
at Kansas *											
Iowa State *											
Oklahoma *											
at Texas Tech *											
Baylor *											
at TCU *											
Kansas *											
at Oklahoma State *											
at Texas *											
Texas Tech *											

POINTS

2020-21 Season	-
Career	-

FIELD GOALS MADE/ATTEMPTED

2020-21 Season	-/-
Career	-/-

3-PT. FIELD GOALS MADE/ATTEMPTED

2020-21 Season	-/-
Career	-/-

FREE THROWS MADE/ATTEMPTED

2020-21 Season	-/-
Career	-/-

REBOUNDS

2020-21 Season	-
Career	-

ASSISTS

2020-21 Season	-
Career	-

BLOCKS

2020-21 Season	-
Career	-

STEALS

2020-21 Season	-
Career	-

MINUTES

2020-21 Season	-
Career	-

MISCELLANEOUS CAREER STATS

Double-Figure Scoring Games	-
20+ Point Games	-
Double-Figure Rebounding Games	-
5+ Rebound Games	-
Double-Figure Assist Games	-
5+ Assist Games	-
Double-Doubles	-
4+ Steal Games	-
2+ Steal Games	-
4+ Made 3-Pt. FGs	-
2+ Made 3-Pt. FGs	-

+ starts | * Big 12 | ^ Big 12 Championships | % WNIT | \$ NCAA Tournament

HIGH SCHOOL

Ranked as the 58th guard in the nation by ESPN/Hoopgurlz for the Class of 2020... 2020 All-Class 5A CHSAA Second Team... 2020 McDonald's All-American Game nominee... 2020 Continental League Player of the Year... Averaged 17.6 points, 8.8 rebounds, 3.0 assists and 3.4 steals in her senior season... Three-time All-Continental League First Team honors... 2017 All-Continental League Second Team honor... Helped Regis Jesuit HS to pair of state Class 5A semifinal appearances... Scored over 1,000 points... Two-time A-Town All-Star Game selection.

MOORE'S CAREER STATISTICS

YEAR	G-GS	MIN-AVG.	FGM-FGA	PCT	3PT-A	PCT	FTM-FTA	PCT	O-D-T	AVG	PF-D	A	TO	BLK	ST	PTS-AVG
2020-21																
TOTAL	-	-	-	-	-	-	-	-	-	-	-	-	-	-	-	-

+ + + + + +



24 | EMILEE EBERT

G | 6-0 | SO. - 1L | FRANKFORT, KAN. (FRANKFORT HS)

EBERT'S TROPHY CASE

- 2019-20 Big 12 Academic All-Rookie Team
- Fall 2019 Big 12 Commissioner's Honor Roll

POINTS

2019-20 Season	6, twice
Career	6, twice

FIELD GOALS MADE/ATTEMPTED

2019-20 Season	2, four times/ 6, vs. Oklahoma (1/25/20)
Career	2, four times/ 6, vs. Oklahoma (1/25/20)

3-PT. FIELD GOALS MADE/ATTEMPTED

2019-20 Season	2, at Oklahoma State (3/3/20)/ 3, twice
Career	2, at Oklahoma State (3/3/20)/ 3, twice

FREE THROWS MADE/ATTEMPTED

2019-20 Season	1, twice/ 2, at Oklahoma (2/16/20)
Career	1, twice/ 2, at Oklahoma (2/16/20)

REBOUNDS

2019-20 Season	2, four times
Career	2, four times

ASSISTS

2019-20 Season	3, vs. UTRGV (12/28/19)
Career	3, vs. UTRGV (12/28/19)

BLOCKS

2019-20 Season	-
Career	-

STEALS

2019-20 Season	1, twice
Career	1, twice

MINUTES

2019-20 Season	21, vs. UIW (12/3/19)
Career	21, vs. UIW (12/3/19)

MISCELLANEOUS CAREER STATS

Double-Figure Scoring Games	-
20+ Point Games	-
Double-Figure Rebounding Games	-
5+ Rebound Games	-
Double-Figure Assist Games	-
5+ Assist Games	-
Double-Doubles	-
2+ Block Games	-
2+ Steal Games	-
4+ Made 3-Pt. FGs	-
2+ Made 3-Pt. FGs	1

2019-20 GAME-BY-GAME

Opponent	Min	FG	3FG-3FGA	FT-FTA	O-D-Reb	PF	A	TO	Bk	St	Pts
Omaha				DNP - Coach's Decision							
UIC				DNP - Coach's Decision							
Oral Roberts				DNP - Coach's Decision							
UT Arlington				DNP - Coach's Decision							
vs. Memphis	8	0-0	0-0	0-0	0-0-0	1	0	1	0	0	0
vs. Michigan State	5	0-0	0-0	0-0	0-0-0	0	1	0	0	0	0
UIW	21	1-3	0-1	0-0	0-1-1	2	1	1	0	0	2
at Arkansas	3	0-1	0-1	0-0	1-1-2	0	0	0	0	0	0
at Kansas City				DNP - Coach's Decision							
at Oregon	3	0-0	0-0	0-0	0-0-0	1	0	1	0	0	0
UTRGV	13	2-3	0-0	0-0	0-0-0	2	3	0	0	0	4
West Virginia*	4	0-2	0-1	0-0	0-0-0	0	0	0	0	0	0
at Texas Tech*	7	1-1	0-0	1-1	0-0-0	1	1	1	0	0	3
Oklahoma State*	9	1-1	0-0	0-1	0-2-2	0	2	2	0	0	2
Texas*	3	0-1	0-0	0-0	0-0-0	0	0	1	0	0	0
at Iowa State*	2	0-0	0-0	0-0	0-0-0	0	0	0	0	0	0
Oklahoma*	14	2-6	1-3	1-1	0-0-0	0	1	0	0	0	6
at Kansas*	10	0-3	0-0	0-0	0-1-1	1	0	1	0	0	0
at TCU*	2	0-2	0-0	0-0	0-0-0	0	0	1	0	1	0
Texas Tech*	11	0-1	0-0	0-0	0-2-2	0	1	2	0	0	0
Baylor*	7	0-0	0-0	0-0	0-1-1	0	0	0	0	0	0
at West Virginia*	8	0-1	0-0	0-0	0-0-0	0	0	0	0	0	0
at Oklahoma*	10	1-2	1-1	0-2	0-0-0	0	1	1	0	0	3
TCU*	8	0-1	0-0	0-0	0-1-1	1	1	1	0	0	0
at Texas*	14	2-2	0-0	0-0	0-2-2	0	0	1	0	1	4
Iowa State*	9	1-3	0-0	0-0	0-0-0	0	1	0	0	0	2
at Baylor*	8	1-1	0-0	0-1	0-1-1	0	2	0	0	0	2
at Oklahoma State*	7	2-3	2-3	0-0	0-2-2	0	0	1	0	0	6
Kansas*	10	0-1	0-1	1-2	0-0-0	1	1	2	0	1	1

+ starts | * Big 12 | ^ Big 12 Championships | % WNIT | \$ NCAA Tournament

FRESHMAN (2019-20)

Tallied 24 games with 199 minutes played (8.3 mpg)... Notched 35 points (1.5 ppg), 15 rebounds (0.6 rpg) and 16 assists (0.7 apg)... Tallied a field goal percentage of .368 (14-of-38) including a .364 three-point field goal percentage (4-of-11)... Was 3-of-8 from the free throw line... Pocketed three steals... Made her K-State debut against Memphis (11/29)... Notched her first career assist against Michigan State (11/30)... Scored her first career points with a layup against UIW (12/3)... Carded four points and three assists against UTRGV (12/28)... Registered six points and an assist against Oklahoma (1/25)... Tallied four points, two rebounds and a steal at Texas (2/22)... Tied her career-high with six points in seven minutes with 2-of-3 shooting from beyond the arc at Oklahoma State (3/3).

EBERT'S CAREER STATISTICS

YEAR	G-GS	MIN-AVG.	FGM-FGA	PCT	3PT-A	PCT	FTM-FTA	PCT	O-D-T	AVG	PF-D	A	TO	BLK	ST	PTS-AVG
2019-20	24-0	199-8.3	14-38	.368	4-11	.364	3-8	.375	1-14-15	0.6	10-0	16	17	0	3	35-1.5
2020-21																
TOTAL	24-0	199-8.3	14-38	.368	4-11	.364	3-8	.375	1-14-15	0.6	10-0	16	17	0	3	35-1.5



33 | ASHLEY RAY

C | 6-4 | R-JR. - 2L | GIRARD, KAN. (GIRARD HS)

- Shortest last name in program history.

RAY'S TROPHY CASE

- Spring 2019 Big 12 Commissioner's Honor Roll
- 2019 Student-Athlete Development Award

POINTS

2019-20 Season	2, twice
Career	9, twice

FIELD GOALS MADE/ATTEMPTED

2019-20 Season	1, twice/2, twice
Career	4, twice/ 6, vs. Chicago St. (12/18/17)

3-PT. FIELD GOALS MADE/ATTEMPTED

2019-20 Season	-/-
Career	-/-

FREE THROWS MADE/ATTEMPTED

2019-20 Season	-/2, vs. UIW (12/3/19)
Career	4, vs. SFA (11/10/17)/ 4, four times

REBOUNDS

2019-20 Season	4, vs. UIC (11/11/19)
Career	7, vs. Chicago State (12/18/17)

ASSISTS

2019-20 Season	1, twice
Career	1, five times

BLOCKS

2019-20 Season	1, twice
Career	3, at Iowa State (1/2/19)

STEALS

2019-20 Season	-
Career	1, five times

MINUTES

2019-20 Season	14, vs. UIC (11/11/19)
Career	18, twice

MISCELLANEOUS CAREER STATS

Double-Figure Scoring Games	0
20+ Point Games	0
Double-Figure Rebounding Games	0
Double-Doubles	0
5+ Rebound Games	2
5+ Assist Games	0
2+ Steal Games	0
2+ Block Games	4

2019-20 GAME-BY-GAME

Opponent	Min	FG	3FG-3FGA	FT-FTA	O-D-Reb	PF	A	TO	Bk	St	Pts
Omaha	10	1-2	0-0	0-0	0-2-2	2	0	1	0	0	2
UIC	14	0-2	0-0	0-4	0-4-4	0	1	1	1	0	0
Oral Roberts	7	0-0	0-0	0-0	0-1-1	0	1	0	0	0	0
UT Arlington	4	0-0	0-0	0-0	0-0-0	0	0	1	0	0	0
vs. Memphis	3	1-1	0-0	0-0	0-0-0	0	0	0	0	0	2
vs. Michigan State	2	0-0	0-0	0-0	0-0-0	0	0	0	0	0	0
UIW	10	0-1	0-0	0-2	0-1-1	1	0	0	0	0	0
at Arkansas	2	0-0	0-0	0-0	0-0-0	0	0	0	1	0	0
at Kansas City											DNP - Injured
at Oregon											DNP - Injured
UTRGV											DNP - Injured
West Virginia*											DNP - Injured
at Texas Tech*											DNP - Injured
Oklahoma State*											DNP - Injured
Texas*											DNP - Injured
at Iowa State*											DNP - Injured
Oklahoma*											DNP - Injured
at Kansas*											DNP - Injured
at TCU*											DNP - Injured
Texas Tech*											DNP - Injured
Baylor*											DNP - Injured
at West Virginia*											DNP - Injured
at Oklahoma*											DNP - Injured
TCU*											DNP - Injured
at Texas*											DNP - Injured
Iowa State*											DNP - Injured
at Baylor*											DNP - Injured
at Oklahoma State*											DNP - Injured
Kansas*											DNP - Injured

+ starts | * Big 12 | ^ Big 12 Championships | % WNIT | \$ NCAA Tournament

JUNIOR (2019-20)

Missed final 21 games of the season with an injury... Played in eight games with 53 minutes played (6.6 mpg)... Carded four points (0.5 ppg), eight rebounds (1.0 rpg), two assists (0.3 apg) and two blocks (0.3 bpg)... Pulled in a season-high four rebounds against UIC (11/11).

SOPHOMORE (2018-19)

Played in a career-high 33 games and made a career-high four starts... All four starts came in Big 12 play... Logged a career-high 251 minutes of action (7.6 mpg)... Tallied 41 points (1.2 ppg)... Notched a career-high 18 made field goals and a career-best field goal percentage (18-of-42; .429)... Pulled in a career-high 37 rebounds (1.1 rpg)... Blocked seven shots (0.2 bpg) and pocketed four steals... Carded four points and three rebounds against DePaul (11/23)... Added two points and two rebounds against Lamar (12/5)... Tallied four points and an assist against Central Arkansas (12/20)... Recorded five points, two rebounds, one block and one steal in 12 minutes off the bench against Northern Iowa (12/29)... Tallied four points, five rebounds and a career-high three blocks at Iowa State (1/2)... Registered five points, two rebounds, one assist and a steal against Oklahoma (1/5)... Made her first start of the season against Texas (1/16) and responded with five points and two rebounds in 16 minutes.

RAY'S CAREER STATISTICS

YEAR	G-GS	MIN-AVG.	FGM-FGA	PCT	3PT-A	PCT	FTM-FTA	PCT	O-D-T	AVG	PF-D	A	TO	BLK	ST	PTS-AVG
2017-18	31-3	230-7.4	16-39	.410	0-0	.000	11-27	.407	12-20-32	1.0	39-2	1	17	12	5	43-1.4
2018-19	33-4	251-7.6	18-42	.429	0-0	.000	5-10	.500	14-23-37	1.1	35-0	2	16	7	4	41-1.2
2019-20	8-0	53-6.6	2-6	.333	0-0	.000	0-6	.000	0-8-8	1.0	3-0	2	3	2	0	4-0.5
2020-21																
TOTAL	72-7	534-7.4	36-87	.414	0-0	.000	16-43	.372	26-51-77	1.1	77-2	5	36	21	9	88-1.2

+ + + + +



41 | TAYLOR LAUTERBACH

C | 6-7 | FR. - HS | APPLETON, WIS. (APPLETON WEST HS)

- Tallest player in program history
- Third player in program history from the state of Wisconsin.

2020-21 GAME-BY-GAME

Opponent	Min	FG	3FG-3FGA	FT-FTA	O-D-Reb	PF	A	TO	Bk	St	Pts
Southern											
Kentucky											
UT Arlington											
Idaho State											
South Dakota State											
at Omaha											
Kansas City											
at Iowa State *											
Texas *											
at Oklahoma *											
West Virginia *											
at Baylor *											
TCU *											
Oklahoma State *											
at West Virginia *											
at Kansas *											
Iowa State *											
Oklahoma *											
at Texas Tech *											
Baylor *											
at TCU *											
Kansas *											
at Oklahoma State *											
at Texas *											
Texas Tech *											

+ starts | * Big 12 | ^ Big 12 Championships | % WNIT | \$ NCAA Tournament

POINTS

2020-21 Season	-
Career	-

FIELD GOALS MADE/ATTEMPTED

2020-21 Season	-/-
Career	-/-

3-PT. FIELD GOALS MADE/ATTEMPTED

2020-21 Season	-/-
Career	-/-

FREE THROWS MADE/ATTEMPTED

2020-21 Season	-/-
Career	-/-

REBOUNDS

2020-21 Season	-
Career	-

ASSISTS

2020-21 Season	-
Career	-

BLOCKS

2020-21 Season	-
Career	-

STEALS

2020-21 Season	-
Career	-

MINUTES

2020-21 Season	-
Career	-

MISCELLANEOUS CAREER STATS

Double-Figure Scoring Games	-
20+ Point Games	-
Double-Figure Rebounding Games	-
5+ Rebound Games	-
Double-Figure Assist Games	-
5+ Assist Games	-
Double-Doubles	-
4+ Steal Games	-
2+ Steal Games	-
4+ Made 3-Pt. FGs	-
2+ Made 3-Pt. FGs	-

HIGH SCHOOL

Ranked 85th overall by Prospects Nation in the Class of 2020... Ranked as the 13th center in the nation by ESPNW Hoopgurlz for the Class of 2020... Ranked 13th among post players by Prospects Nation in the Class of 2020... Ranked ninth among seniors in the state of Wisconsin... 2020 McDonald's All-American Game nominee... 2020 Wisconsin Basketball Coaches Association (WBCA) D1 All-State Honorable Mention... 2020 All-Fox Valley Association First Team... 2020 All-Fox Valley Association All-Defensive Team... Registered 16.7 ppg, 11.0 rpg and 2.2 bpg in 2019-20... Two-time All-Fox Valley Association Second Team... Averaged 12.2 points, 8.6 rebounds and 2.6 blocks in 2019.

LAUTERBACH'S CAREER STATISTICS

YEAR	G-GS	MIN-AVG.	FGM-FGA	PCT	3PT-A	PCT	FTM-FTA	PCT	O-D-T	AVG	PF-D	A	TO	BLK	ST	PTS-AVG
2020-21																
TOTAL	-	-	-	-	-	-	-	-	-	-	-	-	-	-	-	-



43 | CHRISTIANNA CARR

G | 6-1 | JR. - 2L | MANHATTAN, KAN. (MANHATTAN HS)

- Seventh player in K-State WBB history from Manhattan and the first since Susie Norton in 1975-76
- Fourth player in K-State WBB history to wear #43; first since Pam Stoltz (1991-92)

2019-20 GAME-BY-GAME

Opponent	Min	FG	3FG-3FGA	FT-FTA	O-D-Reb	PF	A	TO	Bk	St	Pts
Omaha+	24	5-13	2-5	3-5	0-5-5	4	0	3	2	0	15
UIC+	22	7-13	4-9	2-4	2-4-6	3	1	4	1	0	20
Oral Roberts+	23	6-12	5-7	7-8	0-4-4	1	2	1	1	1	24
UT Arlington+	30	4-12	3-6	4-4	0-2-2	4	3	5	0	1	15
vs. Memphis+	33	4-12	2-8	1-6	1-5-6	4	3	1	1	1	11
vs. Michigan State+	31	4-15	4-10	0-2	0-3-3	4	2	5	0	0	12
UIW+	20	4-7	4-6	0-0	0-1-1	2	4	2	0	0	12
at Arkansas+	31	0-7	0-6	2-2	1-1-2	3	1	3	0	0	2
at Kansas City+	27	1-9	0-4	0-2	0-4-4	1	2	4	0	0	2
at Oregon+	18	1-8	0-7	0-0	0-2-2	0	3	3	0	0	2
UTRGV+	32	6-18	4-10	4-5	0-2-2	1	2	1	0	4	20
West Virginia*+	33	3-11	1-7	0-0	0-2-2	2	4	5	0	1	7
at Texas Tech*+	22	3-9	2-6	0-0	0-1-1	1	1	2	0	1	8
Oklahoma State*+	18	1-9	0-4	2-2	0-3-3	2	2	1	0	0	4
Texas*+	26	4-17	2-13	0-0	0-3-3	1	1	3	0	2	10
at Iowa State*+	23	2-6	1-4	0-0	0-2-2	4	1	2	0	0	5
Oklahoma*+	32	1-8	0-4	4-5	1-1-2	0	4	2	1	1	6
at Kansas*+	32	7-15	4-9	2-2	0-1-1	2	0	2	0	0	20
at TCU*+	27	2-13	2-13	0-0	1-1-2	3	1	5	1	0	6
Texas Tech*+	29	4-9	2-3	4-4	0-5-5	2	2	2	0	0	14
Baylor*+	24	2-12	0-6	3-3	2-0-2	0	0	0	0	1	7
at West Virginia*+	32	1-7	1-4	0-0	0-0-0	2	1	4	1	0	3
at Oklahoma*+	43	5-19	1-9	0-0	2-2-4	3	2	1	0	0	11
TCU*+	24	0-8	0-6	2-2	0-1-1	2	2	0	0	1	2
at Texas*+	24	3-6	2-4	0-0	0-1-1	2	0	1	0	1	8
Iowa State*+	30	3-12	2-9	0-0	0-5-5	0	2	1	1	0	8
at Baylor*+	29	4-10	1-5	0-0	0-0-0	1	0	1	0	1	9
at Oklahoma State*+	29	3-8	2-5	0-0	1-5-6	1	2	0	0	0	8
Kansas*+	26	4-11	4-6	0-0	1-3-4	2	2	2	0	0	12

+ starts | * Big 12 | ^ Big 12 Championships | % WNIT | \$ NCAA Tournament

CARR'S TROPHY CASE

- Won 2019 Red Bull USA 3X East Regional
- 2019 Big 12 All-Freshman Team
- 2019 Waco Tribune Big 12 All-Freshman Team
- Two-time USBWA National Freshman of the Week (1/22 & 3/5)
- Two-time Big 12 Freshman of the Week (1/21 & 3/4)

POINTS

2019-20 Season	24, vs. Oral Roberts (11/18/19)
Career	24, vs. Oral Roberts (11/18/19)

FIELD GOALS MADE/ATTEMPTED

2019-20 Season	7, twice/19, at Oklahoma (2/16/20)
Career	8, vs. Michigan (3/22/19)/ 20, vs. Michigan (3/22/19)

3-PT. FIELD GOALS MADE/ATTEMPTED

2019-20 Season	5, vs. ORU (11/18/19)/13, twice
Career	5, twice/ 13, twice

FREE THROWS MADE/ATTEMPTED

2019-20 Season	7, vs. ORU (11/18/19)/8, vs. ORU (11/18/19)
Career	7, vs. ORU (11/18/19)/ 8, three times

REBOUNDS

2019-20 Season	6, three times
Career	7, twice

ASSISTS

2019-20 Season	4, three times
Career	4, three times

BLOCKS

2019-20 Season	2, vs. Omaha (11/8/19)
Career	3, vs. West Virginia (3/9/19)

STEALS

2019-20 Season	4, vs. UTRGV (12/28/19)
Career	4, vs. UTRGV (12/28/19)

MINUTES

2019-20 Season	43, at Oklahoma (2/16/20)
Career	43, at Oklahoma (2/16/20)

MISCELLANEOUS CAREER STATS

Double-Figure Scoring Games	25
20+ Point Games	8
Double-Figure Rebounding Games	-
Double-Doubles	-
5+ Rebound Games	9
5+ Assist Games	-
2+ Block Games	2
4+ Steal Games	1
2+ Steal Games	8
4+ Made 3-Pt. FGs	11
2+ Made 3-Pt. FGs	30

CARR'S CAREER STATISTICS

YEAR	G-GS	MIN-AVG.	FGM-FGA	PCT	3PT-A	PCT	FTM-FTA	PCT	O-D-T	AVG	PF-D	A	TO	BLK	ST	PTS-AVG
2018-19	33-31	967-29.3	109-339	.322	56-194	.289	51-71	.718	22-69-91	2.8	81-1	24	68	14	30	325-9.8
2019-20	29-29	792-27.3	94-316	.297	55-195	.282	40-56	.714	12-69-81	2.8	57-0	50	66	9	16	283-9.8
2020-21																
TOTAL	62-60	1759-28.4	203-655	.310	111-389	.285	91-127	.717	34-138-172	2.8	138-1	74	134	23	46	608-9.8

+ + + + + +

CARR WITH 3 ON THE FLOOR

- Christianna Carr averaged 9.8 points and pulled in 2.8 rebounds in the 2019-20 season. She shot 28.2 percent (55-of-195) from beyond the arc. She ranked seventh in the Big 12 for 3-point field goals made per game (1.90).
- At Kansas, Carr recorded her eighth career game with 20 or more points with 20. She buried four 3-point field goals against the Jayhawks. In total against Kansas this season, Carr made eight 3-point field goals.
- In her career, Carr has made 111 three-pointers. The product of Manhattan, Kansas, is the 21st player in school history with 100 or more career 3-point field goals made and the seventh to do so by the conclusion of her sophomore season.
- Carr has 30 career games with two or more 3-point field goals made including 11 games with four or more and a career-high of five twice.
- Carr ranks fourth for 3-point field goals made by a player 6'0" or taller in school history.

K-STATE 3-PT FGs MADE (SOPHOMORE SEASON)

Rk	Player (Season)	3-Pt. FGs Made
1.	Brittany Chambers (2010-11)	88
2.	Kristin Rethman (1999-00)	76
3.	Laurie Koehn (2002-03)	72
4.	Rachel Ranke (2018-19)	71
5.	Haley Texada (2012-13)	68
6.	Kimberly Dietz (2005-06)	67
7.	Kim Woodlee (1998-99)	57
8.	Kendra Wecker (2002-03)	56
	Megan Mahoney (2002-03)	56
10.	Christianna Carr (2019-20)	55
11.	Kindred Wesemann (2014-15)	52

PLAYERS 6'0" OR TALLER W/ 100+ 3-PT FGs MADE - CAREER

Rk.	Player (Years)	3-Pt FGs	Height
1.	Rachel Ranke (2017-present)	175	6'1"
2.	Kaylee Page (2015-18)	151	6'2"
3.	Megan Mahoney (2001-05)	117	6'0"
4.	Christianna Carr (2018-present)	111	6'1"
5.	Ashley Sweat (2006-10)	110	6'2"

SOPHOMORE (2019-20)

Played in and started all 29 games... Logged 792 minutes of action (27.3 mpg)... Finished with 283 points (9.8 ppg), 81 rebounds (2.8 rpg), a career season-high 50 assists (1.7 apg), 16 steals (0.6 spg) and nine blocks... Shot .297 from the field (94-of-316) including .282 from beyond the arc (55-of-195)... Set a new career season-high for 3-point field goals attempted... Ninth player in program history to register 50 or more 3-point field goals made and 50 assists in a sophomore season... Shot .714 from the free throw line (40-of-56)... Had 13 games with 10 or more points... Made two or more 3-pointers in a game 17 times... Had six games with five or more rebounds... Notched 15 points, five rebounds and two blocks against Omaha (11/8)... Carded 20 points on 7-of-13 shooting and six rebounds against UIC (11/11)... Registered a career-high 24 points on 6-of-12 shooting from the field including 5-of-7 from beyond the arc against Oral Roberts (11/18)... Carded 15 points and three assists against UT Arlington (11/24)... Tallied 20 points and a career-high four steals against UTRGV (12/28)... Notched 10 points, three rebounds and two steals against Texas (1/19)... Tallied 20 points on 7-of-15 shooting including 4-of-9 from deep at Kansas (1/29).



50 | AYOKA LEE

C | 6-6 | SO. - 1L | BYRON, MINN. (BYRON HS)

2021 All-America candidate | 2021 Big 12 Player of the Year candidate

- Tied with Olga Firsova (1998-00) as the second tallest player in program history
- 13th player in K-State WBB history from the state of Minnesota; joins fellow K-State teammate, Rachel Ranke
- Tied with Ashley Ray for the shortest last name in program history.

LEE'S TROPHY CASE

- 2021 Wade Trophy Watch List
- 2021 Women's Jersey Mike's Naismith Trophy Watch List
- 2021 Lisa Leslie Award Watch List
- 2020-21 Preseason All-Big 12 Team (unanimous selection)
- 2020 Her Hoop Stats Feb 15 Freshman Team
- 2020 Big 12 Freshman of the Year
- 2020 All-Big 12 First Team
- 2020 Big 12 All-Freshman Team (unanimous selection)
- 2020 *Waco Tribune* Big 12 Freshman of the Year
- 2020 *Waco Tribune* Big 12 All-Freshman Team
- 2020 Academic All-Big 12 First Team
- Two-time USBWA National Freshman of the Week
- 12-time Big 12 Freshman of the Week
- Junkanoo Jam All-Tournament Team - Bimini Division
- Won 2019 Red Bull USA 3X East Regional
- Two-time Big 12 Commissioner's Honor Roll

Points

2019-20 Season	24, three times
Career	24, three times

Field Goals Made/Attempted

2019-20 Season	11, at Oklahoma (2/16/20)/17, twice
Career	11, at Oklahoma (2/16/20)/17, twice

3-pt. Field Goals Made/Attempted

2019-20 Season	-/-
Career	-/-

Free Throws Made/Attempted

2019-20 Season	12, at Kansas City (12/14/19)/13, at Kansas City (12/14/19)
Career	12, at Kansas City (12/14/19)/13, at Kansas City (12/14/19)

Rebounds

2019-20 Season	20, vs. Oklahoma (1/25/20)
Career	20, vs. Oklahoma (1/25/20)

Assists

2019-20 Season	2, four times
Career	2, four times

Blocks

2019-20 Season	6, four times
Career	6, four times

Steals

2019-20 Season	3, twice
Career	3, twice

Minutes

2019-20 Season	39, at Texas (2/22/20)
Career	39, at Texas (2/22/20)

MISCELLANEOUS CAREER STATS

Double-Figure Scoring Games	27
20+ Point Games	9
Double-Figure Rebounding Games	21
20+ Rebound Games	1
Double-Doubles	19
5+ Rebound Games	29
Double-Figure Assist Games	-
5+ Assist Games	-
4+ Block Games	12
2+ Block Games	23
2+ Steal Games	6

2019-20 GAME-BY-GAME

Opponent	Min	FG	3FG-3FGA	FT-FTA	O-D-Reb	PF	A	TO	Bk	St	Pts
Omaha+	18	5-13	0-0	1-3	4-4-8	4	0	2	3	2	11
UIC+	26	4-9	0-0	5-8	3-9-12	1	0	2	5	1	13
Oral Roberts+	25	8-11	0-0	4-7	7-4-11	4	1	4	2	0	20
UT Arlington+	32	1-3	0-0	4-6	5-8-13	3	1	3	3	0	6
vs. Memphis+	29	7-10	0-0	0-0	5-2-7	4	0	2	2	1	14
vs. Michigan State+	30	8-9	0-0	6-7	6-7-13	2	0	0	6	0	22
UIW+	22	10-10	0-0	0-1	1-7-8	1	0	0	6	1	20
at Arkansas+	29	7-16	0-0	1-3	5-9-14	4	0	3	1	0	15
at Kansas City+	36	6-15	0-0	12-13	7-7-14	3	0	0	2	0	24
at Oregon+	36	5-13	0-0	4-6	6-4-10	2	2	1	2	0	14
UTRGV+	30	4-9	0-0	4-6	1-10-11	3	2	4	3	1	12
West Virginia*+	37	5-7	0-0	2-3	3-6-9	2	0	0	2	0	12
at Texas Tech*+	35	9-12	0-0	2-3	3-6-9	1	1	0	0	3	20
Oklahoma State*+	33	5-13	0-0	2-2	5-5-10	3	0	0	0	1	12
Texas*+	32	3-5	0-0	6-6	1-8-9	3	0	0	1	1	12
at Iowa State*+	35	6-11	0-0	0-1	2-5-7	4	0	4	2	0	12
Oklahoma*+	37	10-13	0-0	3-4	6-14-20	4	1	2	5	2	23
at Kansas*+	35	8-15	0-0	1-1	6-6-12	3	2	1	5	2	17
at TCU*+	35	4-8	0-0	3-4	6-6-12	3	2	4	5	0	11
Texas Tech*+	30	10-17	0-0	4-6	5-0-5	4	0	1	4	1	24
Baylor*+	29	4-14	0-0	6-6	5-7-12	3	0	0	2	1	14
at West Virginia*+	38	6-11	0-0	3-7	3-13-16	2	0	0	6	2	15
at Oklahoma*+	35	11-17	0-0	2-3	7-6-13	4	0	1	4	3	24
TCU*+	33	10-14	0-0	2-4	4-13-17	3	0	3	6	0	22
at Texas*+	39	9-12	0-0	1-1	4-6-10	2	0	5	3	1	18
Iowa State*+	36	5-8	0-0	0-2	4-8-12	5	0	2	4	1	11
at Baylor*+	31	3-8	0-0	2-3	4-7-11	4	0	4	1	0	8
at Oklahoma State*+	36	6-14	0-0	1-2	4-8-12	4	0	1	4	0	13
Kansas*+	29	5-7	0-0	7-7	4-10-14	3	1	0	2	0	17

+ starts | * Big 12 | ^ Big 12 Championships | % WNIT | \$ NCAA Tournament

CAREER

First player in program history with a 20-20 double-double in a game... Ranks eighth for career blocks (91)... Third in program history for career five-block games (8)... Ranks ninth in school history for career double-doubles (19).

LEE HIGHLY DECORATED IN FIRST YEAR

- **Ayoka Lee** collected a multitude of awards in her first season on the floor in 2019-20.
- At the conclusion of the Big 12 season, Lee earned: 2020 Big 12 Freshman of the Year, 2020 All-Big 12 First Team and a unanimous 2020 Big 12 All-Freshman Team recipient.
- During the season, Lee was a 12-time Big 12 Freshman of the Week selection and a two-time USBWA Tamicka Catchings National Freshman of the Week.
- She set the Big 12 record for Big 12 Freshman/Newcomer of the Week honors in a season, surpassing the previous record of nine held by Courtney Paris of Oklahoma in 2005-06.
- Lee was the first player in the history of the Big 12 to earn five league Freshman of Rookie of the Week awards in the first eight weeks of the season.
- She also earned 2020 Academic All-Big 12 First Team honors for her work in the classroom.

RECORDS PILE UP FOR LEE

- **Ayoka Lee** set a number of K-State and Big 12 records in the 2019-20 season. The following were the marks she set:

- Big 12 & school record 12 Big 12 Freshman of the Week honors
- First 20-pt/20-reb game in school history
- Single season record for double-doubles (19)
- Single season record for consecutive double-doubles (6)
- Career record for double-doubles with 5+ blocks (7)
- Single-season record for rebounds per game (11.4)
- Single-season record for blocks per game (3.1)
- Freshman record for rebounds (331)
- Freshman record for rebounds per game (11.4)
- Freshman record for blocks (91)

- Freshman record for blocks per game (3.1)
- Freshman record for double-doubles (19)

LEE SETS DOUBLE-DOUBLE MARK

- **Ayoka Lee** was a double-double machine at the start of her K-State career.
- The center from Byron, Minnesota, averaged a double-double in her first season with 15.7 points on a .568 field goal percentage, 11.4 rebounds and 3.1 blocks. She was one of six players in the Big 12 to average a double-double in the 2019-20 season.
- For the season, the 2020 Big 12 Freshman of the Year recipient set the school record for double-doubles in a season with 19 and ranks tied for 8th in Big 12 history for double-doubles in a single season.
- Lee is the ninth player in program history with 19 or more career double-doubles.
- With her 19 double-doubles, Lee tied for first in the Big 12 for double-doubles. She tied for first in the nation among all freshmen for double-doubles in the 2019-20 season and tied for sixth among all players nationally. Among centers in the nation, Lee ranked tied for second for double-doubles.
- Lee achieved a rare single-game milestone, as she became the first player in program history with 20 or more points and 20 or more rebounds in the same game, achieving the feat against Oklahoma on January 25, 2020 (23 points, 20 rebounds).
- Lee set a school record with six straight double-doubles from February 8 to February 29. She is just the third player to card two or more double-double streaks of four or more games in a career.

K-STATE DOUBLE-DOUBLES | SEASON

Rk.	Player (Seasons)	Double-Doubles
1.	Ayoka Lee (2019-20)	19
2.	Kendra Wecker (2004-05)	17
3.	Tammie Romstad (1979-80)	15
	Nicole Ohlde (2002-03)	15
5.	Peyton Williams (2018-19)	14

LEE PUTTING THE BALL IN THE BASKET

- **Ayoka Lee** worked her way up the K-State freshman scoring list in 2019-20.
- Lee averaged 15.7 points (456 points) and ranked eighth in the Big 12 in scoring and was the top freshman scorer in the Big 12.
- Nationally among centers, Lee ranked fourth for points per game.
- The product of Byron, Minnesota, ranked fourth in school history for points in a freshman season.
- Lee scored in double figures in 27 games, including a streak of 22 straight. She scored 20 or more points in nine games with a career-high 24 points three times.
- Her 22 straight games was the longest streak with 10 or more points by a K-State freshman since Nicole Ohlde tallied 25 straight games in the 2000-01 season.
- In combination with her rebounds and blocks, Lee was the first freshman in program history with 400 or more points, 300 or more rebounds and 90 or more blocks in a freshman season.

POINTS BY K-STATE FRESHMEN - SEASON

Rk.	Players (Yr.)	Points	Pts/Game
1.	Laurie Koehn (2001-02)	600	17.6
2.	Kendra Wecker (2001-02)	557	16.4
3.	Nicole Ohlde (2000-01)	464	17.2
4.	Ayoka Lee (2019-20)	456	15.7
5.	Leticia Romero (2013-14)	427	14.2

LEE ON THE BOARDS

- **Ayoka Lee** was a dominant presence on the boards to begin her career.
- Lee averaged 11.4 rebounds per game and a total of 331 rebounds in the 2019-20 season. She set the school record for rebounds in a freshman season and ranked second for rebounds in a single season in school history.
- Lee ranked second in the Big 12 on the boards and first among the league's freshmen. She ranked tied for 10th in the nation in rebounding average and second among all freshmen in NCAA Division I. Among centers in the nation, Lee ranked third for rebounds per game.
- Lee paced the Big 12 in offensive rebounds with 4.3 per game and ranked ninth in the nation among all players and first among freshmen.
- In league-only games, Lee was second in the Big 12 in rebounding at 11.7 per game. She led the league in offensive rebounds (4.2 orpg) in conference games.
- Against Oklahoma on January 25, Lee tied for the second-most rebounds in school history in a game with 20. Her 20 boards were tied for the second most in the nation by a freshman last season.
- Lee registered 10 or more rebounds in 21 games in the 2019-20 season and five or more boards in all 29 games.

K-STATE REBOUND LEADERS - SINGLE SEASON

Rk.	Player (Season)	Rebounds
1.	Tammie Romstad (1979-80)	337
2.	Ayoka Lee (2019-20)	331
3.	Carlisa Thomas (1986-87)	321
4.	Peyton Williams (2019-20)	308
5.	Nicole Ohlde (2002-03)	306
6.	Peyton Williams (2018-19)	303

LEE ATOP UNIQUE CLUB

- **Ayoka Lee** joined and improved upon a unique club in program history.
- Lee set the school record for career double-doubles with five or more blocks with seven career games.
- According to Stats, Inc., Lee was one of three players in the nation with five or more games in the 2019-20 season with a double-double and five or more blocks in the same game. She was the only freshman in the nation with five or more games with a double-double and five or more blocks.

LEE'S CAREER STATISTICS

YEAR	G-GS	MIN-AVG.	FGM-FGA	PCT	3PT-A	PCT	FTM-FTA	PCT	O-D-T	AVG	PF-D	A	TO	BLK	ST	PTS-AVG
2018-19																
2019-20	29-29	924-31.9	184-324	.568	0-0	.000	88-125	.704	126-205-331	11.4	88-1	13	47	91	24	456-15.7
2020-21																
TOTAL	29-29	924-31.9	184-324	.568	0-0	.000	88-125	.704	126-205-331	11.4	88-1	13	47	91	24	456-15.7

+ + + + + + +

LEE FINISHES PERFECT FROM THE FIELD

- **Ayoka Lee** was just the second player in program history to finish a game perfect from the field with 10 or more attempts.
- Lee was 10-of-10 from the field against UIW on December 31, 1982, against Cal State Fullerton. Her perfect field goal percentage set the Bramlage Coliseum record for field goal percentage in a game by a K-State player.
- Lee was the ninth player in the history of the Big 12 to finish a game perfect from the field with 10 or more attempts.
- With her effort against UIW, Lee posted the top single-game field goal percentage with a minimum of 10 field goal attempts in the nation this season and was one of six players to finish a game perfect from the floor with at least 10 attempts in the 2019-20 season.
- For the season, Lee shot .568 (184-of-324) from the field and ranked second in the Big 12 and 20th in the nation. Among freshmen in the nation, Lee ranked fifth for field goal percentage.
- Among centers in the nation, Lee ranked fourth for field goals made (184) and fifth for field goal percentage.
- In Big 12 games, Lee led the league in field goal percentage .578 (119-of-206).
- Lee's field goal percentage in the 2019-20 season ranked as the second-highest in a freshman season in program history (min. 150 field goal attempts).
- Lee had 18 games with a field goal percentage of .500 or better.

K-STATE FG PCT - FRESHMAN SEASON (MIN. 150 ATTEMPTS)

Rk.	Player (Season)	FG Pct. (FGM-FGA)
1.	Tina Dixon (1982-83)	.581 (108-186)
2.	Ayoka Lee (2019-20)	.568 (184-324)
3.	Kendra Wecker (2001-02)	.529 (221-418)
4.	JoAnn Hamlin (2005-06)	.525 (139-265)
5.	Angie Finkes (1996-97)	.514 (90-175)

LEE THE QUEEN OF THE BLOCK

- **Ayoka Lee** has established herself as one of the top shot blockers in the nation.
- Lee averaged a school record 3.1 blocks per game in 2019-20. She ranked seventh in the nation and third in the Big 12.
- She led all freshmen in the nation in blocks per game and blocks. Her total of 91 blocks ranked eighth for all classes in the nation and first among freshmen.
- With her 91 blocks, Lee set the school record for blocks in a freshman season. Overall in school history, her 91 blocks rank second for a season and ranks eighth for a career. She is just the third player in program history with 80 or more blocks in a season.
- Lee registered eight games with five or more blocks and ranks third in program history for career games with five or more blocks.

K-STATE BLOCKS IN A SEASON

Rk.	Player (Season)	Blocks
1.	Breanna Lewis (2014-15)	97
2.	Ayoka Lee (2019-20)	91

K-STATE CAREER 5+ BLOCK GAMES

Rk.	Player (Seasons)	Games
1.	Marlies Gipson (2005-09)	14
	Breanna Lewis (2013-17)	14
3.	Ayoka Lee (2018-present)	8
4.	Nicole Ohlde (2000-04)	6
5.	Shana Wheeler (2004-08)	3
	Peyton Williams (2016-20)	3

REDSHIRT FRESHMAN (2019-20)

Two-time USBWA National Freshman of the Week... Big 12 Freshman of the Year... All-Big 12 First Team... Unanimous Big 12 All-Freshman Team selection... *Waco Tribune* Freshman of the Year... *Waco Tribune* Big 12 All-Freshman Team... Played in and started all 29 games... Logged 924 minutes of action (31.9 mpg)... Led the Wildcats with 456 points (15.7 ppg), a .568 field goal percentage (184-of-324) and a .704 free throw percentage (88-of-125)... Ranked eighth in the Big 12 in scoring and second in the league in field goal percentage... Ranked 20th in the nation and fifth among freshmen in the nation for field goal percentage... Ranked as the second-highest field goal percentage in a freshman season in program history... Registered 27 games with 10 or more points... Led the Wildcats with 331 rebounds (11.4 rpg)... Fourth player in school history to average a double-double for an entire season... Her rebounds per game set a new school record for all classes and a freshman season... Ranked second in school history for rebounds in a season... Ranked second in the Big 12 and first among the league's freshmen in rebounding... Ranked tied for 10th in the nation in rebounding and second among all freshmen... Among centers in the nation, ranked second in rebounding... Led the Big 12, ranked ninth in the nation and led all freshmen in the nation with 4.3 offensive rebounds per game... Pulled in 10 or more rebounds in 21 games and had five or more rebounds in all 29 games... Blocked 91 shots (3.1 bpg)... Set the school single-season and freshmen records for blocks per game... Set the freshman record for total blocks in a season... Ranked second in school history for blocks in a season... Had eight games with five or more blocks... Pocketed 23 games with two or more blocks... First player in school history with the combination of 400 or more points, 300 or more rebounds and 90 or more blocks in a season... Set the school record and freshmen record for double-doubles in a season with 19... Set the school career record for double-double and five or more blocks in the same game with seven... In league-only games, she averaged 15.8 points, 11.7 rebounds and 3.1 blocks... Made her collegiate debut against Omaha (11/8) and finished with 11 points, eight rebounds, three blocks and two steals... Registered her first career double-double with 13 points, 12 rebounds and five blocks against UIC (11/11)... Notched her second double-double with a career-high 20 points on 8-of-11 shooting and 11 rebounds against Oral Roberts (11/18)... Lee was one of just four freshmen this season with two or more double-doubles in her first three career games... Tallied 14 points on 7-of-10 shooting, seven rebounds and two blocks against Memphis (11/29)... Registered 22 points on 8-of-9 shooting, with 13 rebounds and a career-high six blocks against Michigan State (11/30)... Carded 20 points on 10-of-10 shooting, eight rebounds and six blocks against UIW (12/3)... Recorded 15 points and 14 rebounds at Arkansas (12/7)... Notched a career-high 24 points including a career-best 12-of-13 from the foul line, a career-high 14 rebounds and two blocks at Kansas City (12/14)... Carded a double-double at third-ranked Oregon (12/21) with 14 points, 10 rebounds, two assists and two blocks... Notched 12 points, 11 rebounds, three blocks, two assists and a steal against UTRGV (12/28)... Registered 12 points on 5-of-7 shooting, nine rebounds and two blocks against West Virginia (1/5)... Tallied 20 points, nine rebounds and three steals at Texas Tech (1/11)... Pocketed 12 points, 10 rebounds and a steal against Oklahoma State (1/15)... Registered 12 points including 6-of-6 from the free throw line, nine rebounds, one block and one steal against Texas (1/19)... Carded 12 points, seven rebounds and two blocks at Iowa State (1/22)... Became the first player in program history with a 20-20 game, as she registered 23 points on 10-of-13 shooting, 20 rebounds, five blocks and two steals against Oklahoma (1/25)... Recorded 17 points on 8-of-15 shooting, 12 rebounds, five blocks and two steals at Kansas (1/29)... Notched 11 points, 12 rebounds, five blocks and two assists at TCU (2/1)... Tied her career-high with 24 points on 10-of-17 shooting, with five rebounds and four blocks against Texas Tech (2/5)... Carded 14 points, 12 rebounds and two blocks against Baylor (2/11)... Recorded 15 points, 16 rebounds, six blocks and two steals at West Virginia (2/11)... Tallied 24 points, 13 rebounds, four blocks and three steals at Oklahoma (2/16)... Registered 22 points on 10-of-14 shooting, 17 rebounds and six blocks against TCU (2/19)... Notched fifth straight double-double with 18 points, 10 rebounds and three blocks at Texas (2/22)... Set the school record for single-season double-doubles with 13 points, 12 rebounds and four blocks at Oklahoma State (3/3)... Carded 17 points on 5-of-7 shooting and 7-of-7 from the line, 14 rebounds and two blocks against Kansas (3/8).

OVERALL STATISTICS

RECORD: 16-13 •• BIG 12: 10-8 •• NON-CONFERENCE: 6-5 •• HOME: 9-6 •• AWAY: 7-5 •• NEUTRAL: 0-2

#	Player	GP	GS	Min	Avg	FG	FGA	Pct	/-----3PT-----\				FT	FTA	Pct	/-----REB-----\										PF	FO	A	TO	Blk	Stl	Pts	Avg
									FG	FGA	Pct					O	D	T	Avg														
50	Lee, Ayoka	29	29	924	31.9	184	324	.568	0	0	.000	88	125	.704	126	205	331	11.4	88	1	13	47	91	24	456	15.7							
11	Williams, Peyton	28	28	993	35.5	158	340	.465	15	57	.263	100	132	.758	94	214	308	11.0	58	1	86	73	29	36	431	15.4							
03	Angela Harris	29	29	952	32.8	125	339	.369	32	129	.248	47	64	.734	7	101	108	3.7	80	2	124	89	5	51	329	11.3							
12	Ranke, Rachel	8	8	201	25.1	28	68	.412	15	42	.357	10	17	.588	3	23	26	3.3	10	0	25	14	3	10	81	10.1							
43	Carr, Christianna	29	29	792	27.3	94	316	.297	55	195	.282	40	56	.714	12	69	81	2.8	57	0	50	66	9	16	283	9.8							
25	Beard, Jasauen	29	18	499	17.2	71	183	.388	8	24	.333	29	41	.707	30	64	94	3.2	59	0	35	50	17	21	179	6.2							
01	Savannah Simmons	23	2	511	22.2	18	59	.305	14	41	.341	20	29	.690	4	40	44	1.9	40	1	54	35	3	13	70	3.0							
13	Macke, Laura	29	1	239	8.2	20	49	.408	0	10	.000	17	24	.708	20	18	38	1.3	24	1	16	22	4	6	57	2.0							
02	Cymone Goodrich	27	1	324	12.0	22	82	.268	0	24	.000	8	22	.364	13	24	37	1.4	27	0	25	29	0	19	52	1.9							
24	Ebert, Emilee	24	0	199	8.3	14	38	.368	4	11	.364	3	8	.375	1	14	15	0.6	10	0	16	17	0	3	35	1.5							
05	Alisa Wiggins	5	0	13	2.6	1	8	.125	1	3	.333	1	2	.500	0	1	1	0.2	1	0	0	0	0	0	4	0.8							
44	Chapman, Emma	22	0	125	5.7	6	23	.261	0	1	.000	3	6	.500	9	13	22	1.0	13	0	6	15	0	3	15	0.7							
33	Ray, Ashley	8	0	53	6.6	2	6	.333	0	0	.000	0	6	.000	0	8	8	1.0	3	0	2	3	2	0	4	0.5							
TM	TEAM														61	83	144	5.0	0			15			0								
	Total	29				743	1835	.405	144	537	.268	366	532	.688	380	877	1257	43.3	470	6	452	475	163	202	1996	68.8							
	Opponents	29				698	1864	.374	173	603	.287	307	445	.690	326	769	1095	37.8	522	17	413	408	99	292	1876	64.7							

SCORE BY PERIODS:

SCORE BY PERIOD:	1st	2nd	3rd	4th	OT	Total
Kansas State	436	449	560	539	12	1996
Opponents	429	465	493	479	10	1876

DEADBALL REBOUNDS:

Kansas State	117
Opponents	93

STATISTICS IN K-STATE NON-CONFERENCE GAMES

RECORD: 6-5 •• HOME: 5-1 •• AWAY: 1-2 •• NEUTRAL: 0-2

#	Player	GP	GS	Min	Avg	FG	FGA	Pct	/-----3PT-----\				/-----REB-----\										PF	FO	A	TO	Blk	Stl	Pts	Avg
									FG	FGA	Pct	FT	FTA	Pct	O	D	T	Avg												
50	Lee, Ayoka	11	11	313	28.5	65	118	.551	0	0	.000	41	60	.683	50	71	121	11.0	31	0	6	19	35	6	171	15.5				
11	Williams, Peyton	10	10	329	32.9	62	123	.504	2	10	.200	24	34	.706	38	84	122	12.2	21	1	25	19	10	11	150	15.0				
43	Carr, Christianna	11	11	294	26.7	42	126	.333	28	78	.359	23	38	.605	4	33	37	3.4	27	0	23	32	5	7	135	12.3				
12	Ranke, Rachel	8	8	201	25.1	28	68	.412	15	42	.357	10	17	.588	3	23	26	3.3	10	0	25	14	3	10	81	10.1				
03	Harris, Angela	11	11	318	28.9	37	95	.389	8	36	.222	11	14	.786	3	35	38	3.5	29	1	45	33	2	17	93	8.5				
25	Beard, Jasauen	11	2	154	14.0	25	55	.455	3	8	.375	12	17	.706	12	20	32	2.9	27	0	11	19	8	10	65	5.9				
01	Simmons, Savannah	5	0	92	18.4	6	13	.462	3	7	.429	7	7	1.000	1	4	5	1.0	6	0	9	1	1	3	22	4.4				
02	Goodrich, Cymone	10	1	171	17.1	17	54	.315	0	11	.000	4	12	.333	9	12	21	2.1	14	0	15	18	0	13	38	3.8				
13	Macke, Laura	11	1	138	12.5	12	30	.400	0	9	.000	4	6	.667	13	14	27	2.5	15	1	13	14	2	3	28	2.5				
44	Chapman, Emma	9	0	73	8.1	4	12	.333	0	0	.000	3	6	.500	4	8	12	1.3	11	0	4	10	0	3	11	1.2				
24	Ebert, Emilee	6	0	51	8.5	3	7	.429	0	2	.000	0	0	.000	1	2	3	0.5	6	0	5	3	0	0	6	1.0				
05	Wiggins, Alisa	5	0	13	2.6	1	8	.125	1	3	.333	1	2	.500	0	1	1	0.2	1	0	0	0	0	0	4	0.8				
33	Ray, Ashley	8	0	53	6.6	2	6	.333	0	0	.000	0	6	.000	0	8	8	1.0	3	0	2	3	2	0	4	0.5				
TM	TEAM														18	30	48	4.4	0			3			0					
	Total	11				304	715	.425	60	206	.291	140	219	.639	156	345	501	45.5	201	3	183	188	68	83	808	73.5				
	Opponents	11				251	690	.364	66	231	.286	127	195	.651	115	280	395	35.9	212	8	138	170	30	111	695	63.2				

SCORE BY PERIODS:

SCORE BY PERIODS:	1st	2nd	3rd	4th	OT	Total
Kansas State	185	208	215	200	-	808
Opponents	168	168	179	180	-	695

DEADBALL REBOUNDS:

Kansas State	53
Opponents	48

STATISTICS IN K-STATE BIG 12 CONFERENCE GAMES

RECORD: 10-8 •• HOME: 4-5 •• AWAY: 6-3

#	Player	GP	GS	Min	Avg	FG	FGA	Pct	/-----3PT-----\				/-----REB-----\													
									FG	FGA	Pct	FT	FTA	Pct	O	D	T	Avg	PF	F0	A	TO	Blk	Stl	Pts	Avg
50	Lee, Ayoka	18	18	611	33.9	119	206	.578	0	0	.000	47	65	.723	76	134	210	11.7	57	1	7	28	56	18	285	15.8
11	Williams, Peyton	18	18	664	36.9	96	217	.442	13	47	.277	76	98	.776	56	130	186	10.3	37	0	61	54	19	25	281	15.6
03	Angela Harris	18	18	634	35.2	88	244	.361	24	93	.258	36	50	.720	4	66	70	3.9	51	1	79	56	3	34	236	13.1
43	Carr, Christianna	18	18	498	27.7	52	190	.274	27	117	.231	17	18	.944	8	36	44	2.4	30	0	27	34	4	9	148	8.2
25	Beard, Jasauen	18	16	345	19.2	46	128	.359	5	16	.313	17	24	.708	18	44	62	3.4	32	0	24	31	9	11	114	6.3
01	Savannah Simmons	18	2	419	23.3	12	46	.261	11	34	.324	13	22	.591	3	36	39	2.2	34	1	45	34	2	10	48	2.7
13	Macke, Laura	18	0	101	5.6	8	19	.421	0	1	.000	13	18	.722	7	4	11	0.6	9	0	3	8	2	3	29	1.6
24	Ebert, Emilee	18	0	148	8.2	11	31	.355	4	9	.444	3	8	.375	0	12	12	0.7	4	0	11	14	0	3	29	1.6
02	Cymone Goodrich	17	0	153	9.0	5	28	.179	0	13	.000	4	10	.400	4	12	16	0.9	13	0	10	11	0	6	14	0.8
44	Chapman, Emma	13	0	52	4.0	2	11	.182	0	1	.000	0	0	.000	5	5	10	0.8	2	0	2	5	0	0	4	0.3
TM	TEAM														43	53	96	5.3	0		12				0	
	Total	18				439	1120	.392	84	331	.254	226	313	.722	224	532	756	42.0	269	3	269	287	95	119	1188	66.0
	Opponents	18				447	1174	.381	107	372	.288	180	250	.720	211	489	700	38.9	310	9	275	238	69	181	1181	65.6

STATISTICS IN K-STATE HOME GAMES

RECORD: 9-6 •• BIG 12: 4-5 •• NON-CONFERENCE: 5-1

#	Player	GP	GS	Min	Avg	FG	FGA	Pct	/-----3PT-----\			FT	FTA	Pct	/-----REB-----\							PF	FO	A	TO	Blk	Stl	Pts	Avg
									FG	FGA	Pct				O	D	T	Avg											
50	Lee, Ayoka	15	15	448	29.9	89	153	.582	0	0	.000	51	71	.718	58	113	171	11.4	46	1	6	21	48	12	229	15.3			
11	Williams, Peyton	14	14	471	33.6	81	155	.523	5	20	.250	42	58	.724	45	106	151	10.8	24	0	41	28	13	19	209	14.9			
12	Ranke, Rachel	4	4	98	24.5	18	38	.474	12	28	.429	8	14	.571	1	14	15	3.8	2	0	13	5	2	7	56	14.0			
43	Carr, Christianna	15	15	392	26.1	54	172	.314	33	101	.327	35	42	.833	6	41	47	3.1	26	0	31	32	6	12	176	11.7			
03	Angela Harris	15	15	460	30.7	57	163	.350	14	65	.215	26	36	.722	3	43	46	3.1	41	0	62	48	3	27	154	10.3			
25	Beard, Jasauen	15	10	302	20.1	48	107	.449	5	17	.294	20	28	.714	18	46	64	4.3	29	0	24	30	11	14	121	8.1			
01	Savannah Simmons	13	1	260	20.0	11	34	.324	8	22	.364	12	17	.706	1	21	22	1.7	17	0	31	13	1	9	42	3.2			
13	Macke, Laura	15	1	149	9.9	9	29	.310	0	8	.000	14	17	.824	12	15	27	1.8	20	1	11	13	2	5	32	2.1			
02	Cymone Goodrich	13	0	145	11.2	10	32	.313	0	10	.000	6	17	.353	9	12	21	1.6	18	0	17	19	0	9	26	2.0			
24	Ebert, Emilee	11	0	111	10.1	7	22	.318	1	6	.167	2	4	.500	0	7	7	0.6	6	0	11	9	0	1	17	1.5			
44	Chapman, Emma	13	0	105	8.1	6	19	.316	0	0	.000	3	6	.500	6	11	17	1.3	11	0	5	13	0	3	15	1.2			
05	Alisa Wiggins	5	0	13	2.6	1	8	.125	1	3	.333	1	2	.500	0	1	1	0.2	1	0	0	0	0	0	4	0.8			
33	Ray, Ashley	5	0	46	9.2	1	5	.200	0	0	.000	0	6	.000	0	8	8	1.6	3	0	2	3	1	0	2	0.4			
TM	TEAM														29	36	65	4.3	0			9				0			
	Total	15				392	937	.418	79	280	.282	220	318	.692	188	474	662	44.1	244	2	254	243	87	118	1083	72.2			
	Opponents	15				329	924	.356	86	310	.277	158	235	.672	139	391	530	35.3	288	12	193	229	43	153	902	60.1			

SCORE BY PERIODS:

	1st	2nd	3rd	4th	OT	Total
Kansas State	239	246	320	278	-	1083
Opponents	222	215	220	245	-	902

DEADBALL REBOUNDS:

	TOTAL
Kansas State	72
Opponents	51

STATISTICS IN K-STATE ROAD GAMES

RECORD: 7-5 •• BIG 12: 6-3 •• NON-CONFERENCE: 1-2

#	Player	GP	GS	Min	Avg	FG	FGA	Pct	/-----3PT-----\			FT	FTA	Pct	/-----REB-----\							PF	FO	A	TO	Blk	Stl	Pts	Avg
									FG	FGA	Pct				O	D	T	Avg											
11	Williams, Peyton	12	12	450	37.5	66	156	.423	10	34	.294	54	67	.806	43	94	137	11.4	27	0	42	38	14	15	196	16.3			
50	Lee, Ayoka	12	12	416	34.7	80	152	.526	0	0	.000	31	47	.660	57	83	140	11.7	36	0	7	24	35	11	191	15.9			
03	Harris, Angela	12	12	438	36.5	62	156	.397	17	56	.304	19	25	.760	3	50	53	4.4	31	1	54	34	2	20	160	13.3			
43	Carr, Christianna	12	12	336	28.0	32	117	.274	16	76	.211	4	6	.667	5	20	25	2.1	23	0	14	28	2	3	84	7.0			
25	Beard, Jasauen	12	8	184	15.3	22	72	.306	3	7	.429	8	11	.727	10	17	27	2.3	26	0	11	18	6	6	55	4.6			
12	Ranke, Rachel	2	2	43	21.5	3	13	.231	0	5	.000	2	3	.667	1	4	5	2.5	3	0	6	2	0	3	8	4.0			
01	Simmons, Savannah	10	1	251	25.1	7	25	.280	6	19	.316	8	12	.667	3	19	22	2.2	23	1	23	22	2	4	28	2.8			
13	Macke, Laura	12	0	69	5.8	10	17	.588	0	0	.000	3	6	.500	6	2	8	0.7	4	0	1	4	2	1	23	1.9			
02	Goodrich, Cymone	12	1	144	12.0	10	41	.244	0	10	.000	2	5	.400	3	9	12	1.0	5	0	4	7	0	7	22	1.8			
24	Ebert, Emilee	11	0	74	6.7	7	16	.438	3	5	.600	1	4	.250	1	7	8	0.7	3	0	4	7	0	2	18	1.6			
44	Chapman, Emma	8	0	18	2.3	0	4	.000	0	1	.000	0	0	.000	3	2	5	0.6	2	0	1	1	0	0	0	0.0			
33	Ray, Ashley	1	0	2	2.0	0	0	.000	0	0	.000	0	0	.000	0	0	0	0.0	0	0	0	0	1	0	0	0.0			
TM	TEAM														30	41	71	5.9	0			6				0			
	Total	12				299	769	.389	55	213	.258	132	186	.710	165	348	513	42.8	183	2	167	191	64	72	785	65.4			
	Opponents	12				319	816	.391	75	249	.301	124	167	.743	159	328	487	40.6	198	4	196	144	52	110	837	69.8			

SCORE BY PERIODS:

	1st	2nd	3rd	4th	OT	Total
Kansas State	156	179	217	221	12	785
Opponents	171	221	244	191	10	837

DEADBALL REBOUNDS:

	TOTAL
Kansas State	36
Opponents	28

STATISTICS IN K-STATE NEUTRAL SITE GAMES

RECORD: 0-2 •• NON-CONFERENCE: 0-2

#	Player	GP	GS	Min	Avg	FG	FGA	Pct	/-----3PT-----\			FT	FTA	Pct	/-----REB-----\							PF	FO	A	TO	Blk	Stl	Pts	Avg
									FG	FGA	Pct				O	D	T	Avg											
50	Lee, Ayoka	2	2	60	30.0	15	19	.789	0	0	.000	6	7	.857	11	9	20	10.0	6	0	0	2	8	1	36	18.0			
11	Williams, Peyton	2	2	72	36.0	11	29	.379	0	3	.000	4	7	.571	6	14	20	10.0	7	1	3	7	2	2	26	13.0			
43	Carr, Christianna	2	2	64	32.0	8	27	.296	6	18	.333	1	8	.125	1	8	9	4.5	8	0	5	6	1	1	23	11.5			
12	Ranke, Rachel	2	2	60	30.0	7	17	.412	3	9	.333	0	0	.000	1	5	6	3.0	5	0	6	7	1	0	17	8.5			
03	Harris, Angela	2	2	54	27.0	6	20	.300	1	8	.125	2	3	.667	1	8	9	4.5	8	1	8	7	0	4	15	7.5			
02	Goodrich, Cymone	2	0	35	17.5	2	9	.222	0	4	.000	0	0	.000	1	3	4	2.0	4	0	4	3	0	3	4	2.0			
25	Beard, Jasauen	2	0	13	6.5	1	4	.250	0	0	.000	1	2	.500	2	1	3	1.5	4	0	0	2	0	1	3	1.5			
33	Ray, Ashley	2	0	5	2.5	1	1	1.000	0	0	.000	0	0	.000	0	0	0	0.0	0	0	0	0	0	0	2	1.0			
13	Macke, Laura	2	0	21	10.5	1	3	.333	0	2	.000	0	1	.000	2	1	3	1.5	0	0	4	5	0	0	2	1.0			
44	Chapman, Emma	1	0	2	2.0	0	0	.000	0	0	.000	0	0	.000	0	0	0	0.0	0	0	0	1	0	0	0	0.0			
24	Ebert, Emilee	2	0	14	7.0	0	0	.000	0	0	.000	0	0	.000	0	0	0	0.0	1	0	1	1	0	0	0	0.0			
TM	TEAM														2	6	8	4.0	0			0				0			
	Total	2				52	129	.403	10	44	.227	14	28	.500	27	55	82	41.0	43	2	31	41	12	12	128	64.0			
	Opponents	2				50	124	.403	12	44	.273	25	43	.581	28	50	78	39.0	36	1	24	35	4	29	137	68.5			

SCORE BY PERIODS:

	1st	2nd	3rd	4th	OT	Total
Kansas State	41	24	23	40	-	128
Opponents	36	29	29	43	-	137

DEADBALL REBOUNDS:

	TOTAL
Kansas State	9
Opponents	14

2019-20 KANSAS STATE ATTENDANCE SUMMARY

2015-16 KANSAS STATE ATTENDANCE SUMMARY							
HOME ALL	BIG 12 (AVG.)	HIGH	AVG. (GAMES)	ROAD ALL	BIG 12 (AVG)	HIGH	AVG. (GAMES)
49,958	33,816 (3,757)	5,826 (1/25)	3,331 (15)	48,377	34,495 (3,833)	10,706 (12/21)	4,031 (12)

TEAM GAME-BY-GAME STATISTICS

DATE	OPPONENT	FG-FGA	PCT.	3P-3PA	PCT.	FT-FTA	PCT.	OR-DR-RB	A	TO	B	S	PF	1Q	2Q	1H	3Q	4Q	2H	OT	PTS
11/8/19	Omaha	18-62	.290	3-13	.231	9-20	.450	13-30-43	8	17	2	7	24	12	10	22	5	21	26	-	48
	at (rv/rv) K-State	27-66	.409	2-9	.222	17-29	.586	14-36-50	8	13	8	9	23	13	22	35	19	19	38	-	73
11/11/19	UIC	15-61	.246	4-17	.235	6-9	.667	4-24-28	7	16	1	10	28	10	11	21	13	6	19	-	40
	at (-/rv) K-State	28-62	.452	11-27	.407	17-33	.515	16-43-59	21	18	11	9	14	20	17	37	30	17	47	-	84
11/18/19	Oral Roberts	21-71	.296	5-25	.200	22-31	.710	18-23-41	9	20	2	11	25	13	19	32	18	19	37	-	69
	at (-/rv) K-State	38-69	.551	10-21	.476	23-33	.697	13-36-49	27	15	5	15	25	33	30	63	29	17	46	-	109
11/24/19	UT Arlington	23-60	.383	6-17	.353	5-8	.625	6-27-33	19	17	3	11	19	14	18	32	11	14	25	-	57
	at K-State	17-68	.250	6-26	.231	13-16	.813	24-29-53	9	23	5	6	18	7	13	20	14	19	33	-	53
11/29/19	Memphis	29-62	.468	4-14	.286	10-18	.556	11-30-41	12	19	3	12	17	15	17	32	24	16	40	-	72
	vs. K-State	29-71	.408	5-23	.217	5-15	.333	16-26-42	16	19	5	7	20	16	18	34	13	21	34	-	68
11/30/19	K-State	23-58	.397	5-21	.238	9-13	.692	11-29-40	15	22	7	5	23	25	6	31	10	19	29	-	60
	vs. (15/15) Michigan State	21-62	.339	8-30	.267	15-25	.600	17-20-37	12	16	1	17	19	21	12	33	5	27	32	-	65
12/3/19	UIW	14-53	.357	5-16	.313	8-16	.500	8-15-23	6	15	1	9	8	11	13	24	5	12	17	-	41
	at K-State	37-57	.649	10-22	.455	1-5	.200	8-31-39	30	16	10	7	16	20	21	41	28	16	44	-	85
12/7/19	K-State	29-70	.414	3-24	.125	11-16	.688	18-30-48	13	17	3	5	19	14	19	33	17	22	39	-	72
	at (23/23) Arkansas	25-61	.410	11-27	.407	20-24	.833	6-23-29	10	9	5	10	19	16	21	37	24	20	44	-	81
12/14/19	K-State	27-63	.429	3-7	.429	17-21	.810	15-33-48	14	15	5	5	10	18	23	41	16	17	33	-	74
	at Kansas City	27-71	.380	8-28	.286	5-8	.625	12-23-35	18	13	4	10	17	20	15	35	26	6	32	-	67
12/21/19	K-State	21-67	.313	1-12	.083	8-12	.667	11-25-36	14	15	5	4	18	10	17	27	14	10	24	-	51
	at (3/3) Oregon	33-66	.500	5-16	.313	18-24	.750	9-35-44	25	9	6	7	14	14	24	38	31	20	51	-	89
12/28/19	UTRGV	25-61	.410	7-28	.250	9-12	.750	11-30-41	12	19	2	7	22	22	8	30	17	19	36	-	66
	at K-State	28-64	.438	4-14	.286	19-26	.731	10-27-37	16	15	4	11	15	9	22	31	25	23	48	-	79
1/5/20	(19/21) West Virginia	28-65	.431	10-28	.357	8-10	.800	11-25-36	19	13	4	13	21	19	16	35	21	18	39	-	74
	at K-State	24-55	.436	1-15	.067	14-20	.700	7-25-32	13	18	2	4	12	12	10	22	23	18	41	-	63
1/11/20	K-State	30-69	.435	6-20	.300	10-14	.714	10-26-36	18	8	1	9	12	12	23	35	20	21	41	-	76
	at Texas Tech	28-69	.406	8-33	.242	8-10	.800	14-31-45	21	15	2	4	13	12	21	33	19	20	39	-	72
1/15/20	Oklahoma State	25-58	.431	4-15	.267	16-24	.667	5-30-35	21	11	8	14	22	18	21	39	18	13	31	-	70
	at K-State	22-62	.355	4-17	.235	15-23	.652	12-32-44	13	17	2	7	23	16	15	31	11	21	32	-	63
1/19/20	Texas	24-62	.387	11-27	.407	12-14	.857	9-27-36	18	21	3	21	17	18	17	35	17	19	36	-	71
	at K-State	22-60	.367	5-26	.192	14-18	.778	12-26-38	12	24	1	11	14	17	9	26	20	17	37	-	63
1/22/20	K-State	25-59	.424	2-14	.143	7-12	.583	6-24-30	16	16	4	5	19	10	15	25	20	14	34	-	59
	at Iowa State	27-63	.429	9-33	.273	10-10	1.000	9-31-40	17	13	2	8	16	17	19	36	13	24	37	-	73
1/25/20	Oklahoma	27-71	.380	7-25	.280	13-17	.765	7-25-32	17	15	3	8	18	22	19	41	16	17	33	-	74
	at K-State	33-68	.485	6-20	.300	20-26	.769	11-38-49	20	17	8	11	17	27	18	45	28	19	47	-	92
1/29/20	K-State	23-62	.371	6-14	.429	17-21	.810	15-30-45	13	16	10	8	12	8	16	24	24	21	45	-	69
	at Kansas	24-72	.333	7-24	.292	6-11	.545	20-26-46	10	15	5	10	16	9	13	22	23	16	39	-	61
2/1/20	K-State	23-71	.324	5-30	.167	10-15	.667	27-37-64	13	28	10	6	19	11	7	18	20	23	43	-	61
	at TCU	21-74	.284	9-23	.391	14-18	.778	18-24-42	15	12	2	15	19	9	19	28	17	20	37	-	65
2/5/20	Texas Tech	25-69	.362	7-33	.212	13-16	.813	10-26-36	15	13	3	12	20	19	19	38	17	15	32	-	70
	at K-State	30-66	.455	7-14	.500	17-24	.708	14-32-46	22	16	7	6	14	18	12	30	23	31	54	-	84
2/8/20	(2/1) Baylor	23-60	.383	2-4	.500	6-10	.600	10-33-43	14	10	4	7	16	13	18	31	15	8	23	-	54
	at K-State	13-61	.213	0-18	.000	14-19	.737	16-28-44	9	12	5	4	9	8	10	18	10	12	22	-	40
2/11/20	K-State	22-53	.415	4-17	.235	8-15	.533	6-31-37	12	14	8	4	15	15	9	24	6	26	32	-	56
	at West Virginia	21-64	.328	4-13	.308	9-11	.818	12-27-39	13	12	4	8	19	12	12	24	17	14	31	-	55
2/16/19	K-State	32-83	.386	6-22	.273	17-24	.708	20-34-54	17	13	5	9	24	19	16	35	22	18	40	12	87
	at Oklahoma	29-75	.387	8-21	.381	19-28	.679	18-34-52	17	15	5	5	24	12	25	37	24	14	38	10	85
2/19/20	TCU	18-61	.295	2-14	.143	16-23	.696	12-30-42	7	11	3	9	17	6	11	17	23	14	37	-	54
	at K-State	22-61	.361	1-13	.077	7-10	.700	8-34-42	13	14	8	2	16	12	12	24	17	11	28	-	52
2/22/20	K-State	23-58	.397	6-18	.333	8-11	.727	14-25-39	12	19	4	7	10	19	12	31	14	15	29	-	60
	at Texas	25-69	.362	1-15	.067	3-3	1.000	17-22-39	7	15	4	11	14	19	10	29	18	7	25	-	54
2/26/20	Iowa State	18-56	.321	7-29	.241	8-13	.615	10-23-33	5	16	1	8	12	11	6	17	14	20	34	-	51
	at K-State	23-52	.442	5-18	.278	9-14	.643	8-30-38	18	16	7	8	17	13	12	25	19	16	35	-	60
2/29/20	K-State	21-57	.368	5-18	.278	11-14	.786	10-20-30	12	15	3	6	14	12	6	18	23	17	40	-	58
	at (2/2) Baylor	35-66	.530	3-7	.429	10-13	.769	12-29-41	26	7	5	9	15	21	23	44	17	22	39	-	83
3/3/20	K-State	23-57	.404	8-17	.471	8-11	.727	13-33-46	13	15	6	4	11	8	16	24	21	17	38	-	62
	at Oklahoma State	24-66	.364	2-9	.222	2-7	.286	12-23-35	17	9	8	13	12	10	19	29	15	8	23	-	52
3/8/20	Kansas	25-54	.463	6-19	.316	7-12	.583	5-23-38	16	15	3	6	19	14	9	23	10	30	40	-	63
	at K-State	28-66	.424	7-20	.350	20-22	.909	15-27-42	23	9	4	8	12	14	23	37	24	22	46	-	83

2019-20 TEAM GAME-BY-GAME HIGHS

OPPONENT	DATE	SCORE	POINTS	REBOUNDS	ASSISTS	STEALS	BLOCKS
Omaha	11/8	W, 73-48	15, Carr	19, Williams	4, Ranke	3, Goodrich	3, Lee
K-State sees five in double-figures; Williams one rebound short of tying school record; Wildcats hold Omaha to 5-of-24 shooting for a 20-minute stretch							
UIC	11/11	W, 84-40	20, Carr	12, Lee	6, Harris	2, three tied	5, Lee
Carr & Ranke combine for eight 3-point field goals; Wildcats register largest margin of victory since Dec. 18, 2017							
Oral Roberts	11/18	W, 109-69	24, Carr	13, Williams	9, Harris	3, Williams & Goodrich	2, Lee & Beard
K-State scores the third-most points in program history and most since 2002-03; Seven Wildcats in double-figures							
UT Arlington	11/24	L, 57-53	16, Williams	18, Williams	3, Carr	2, Williams	3, Lee
Second half rally falls short; Wildcats shoot a season-low 25.0 percent from the field; Williams notches third double-double of the season							
vs. Memphis	11/29	L, 72-68	14, Lee	10, Williams	4, Harris & Ranke	2, Harris	2, Lee
Memphis third quarter 15-0 run sends K-State to loss; Wildcats shoot 5-of-15 from free throw line; Lee leads K-State with 14 points							
vs. (15/15) Michigan State	11/30	L, 65-60	22, Lee	13, Lee	4, Harris	2, Harris & Goodrich	6, Lee
K-State unable to hold 1-pt lead with 2 minutes remaining; Lee records second double-double with five or more blocks this season							
UIW	12/3	W, 85-41	20, Lee	8, Lee	5, Williams & Ranke	2, Ranke & Beard	6, Lee
Wildcats dish out a season-high 30 assists; K-State sets Bramlage Coliseum record for field goal percentage at 64.9 percent							
at (23/23) Arkansas	12/7	L, 81-72	19, Williams	14, Lee	4, Williams	2, Harris & Ranke	1, three tied
K-State scores a season-high 52 points in the paint; Arkansas goes 11-of-27 from beyond the arc							
at Kansas City	12/14	W, 74-67	24, Lee	15, Williams	5, Harris	2, Goodrich	3, Williams
Lee, Harris and Williams combine for 57 of K-State 74 points; Wildcats use 13-0 run in final 6 minutes to close out the win							
at (3/3) Oregon	12/21	L, 89-51	20, Williams	10, Lee	4, Harris	2, Williams	2, Williams & Lee
Williams and Lee combine for 34 points, 18 rebounds and four blocks; First time this season K-State is outrebounded							
UTRGV	12/28	W, 79-66	20, Carr	11, Lee	4, Harris	4, Carr	3, Lee
K-State outcores UTRGV 70-44 in final 3 quarters; Four of five K-State starters in double figures							
(19/21) West Virginia	1/5	L, 74-63	16, Harris	10, Williams	4, Harris & Carr	2, Williams	2, Lee
Wildcats register 40-18 advantage in points in the paint; K-State shoots 1-of-15 from 3-point range							
at Texas Tech	1/11	W, 76-72	21, Williams	9, Lee	6, Harris	3, Lee & Harris	1, Beard
Williams & Lee combine for 41 points and 17 rebounds; Wildcats make six 3-pointers, most since Dec. 3							
Oklahoma State	1/15	L, 70-63	25, Williams	10, Lee	3, Harris	2, Williams & Harris	2, Williams
Late 4th quarter rally falls shy; Williams tallies 25 pts, 9 rebs, 2 assts, 2 stls & 2 blks							
Texas	1/19	L, 71-63	16, Harris	10, Williams	4, Harris	2, four tied	1, Lee
Another 4th quarter rally falls shy; Wildcats outrebound Longhorns; Texas sets Bramlage Coliseum record with 21 steals							
at Iowa State	1/22	L, 73-59	15, Williams	9, Williams	7, Harris	2, Harris & Simmons	2, Lee
Third straight game a K-State 4th quarter rally comes up short; Wildcats outscore the Cyclones in paint, 40-34							
Oklahoma	1/25	W, 92-74	24, Williams	20, Lee	5, Harris	2, five tied	5, Lee
Lee becomes first player with a 20-20 double-double in program history; Wildcats score second-most points of the season							
at Kansas	1/29	W, 69-61	20, Carr	13, Williams	4, Simmons	2, three tied	5, Lee
K-State goes 6-of-9 from beyond the arc in the 3rd quarter; Wildcats block 10 shots							
at TCU	2/1	L, 65-61	16, Beard	22, Williams	5, Harris	4, Harris	5, Lee
Wildcats fall in final minute; K-State pulls in second-most rebounds in school history (64); Williams sets single-game school record for rebounds							
Texas Tech	2/5	W, 84-70	24, Lee	11, Williams	6, Williams & Harris	3, Harris	4, Lee
K-State rallied from halftime deficit with season-high 54 point second half; Four Wildcats in double figures							
(2/1) Baylor	2/8	L, 54-40	14, Lee	12, Lee	5, Harris	2, Williams	2, Lee & Harris
K-State holds Baylor to lowest point total since 2015-16 season; Wildcats go 0-of-18 from beyond the arc							
at West Virginia	2/11	W, 56-55	18, Harris	16, Lee	4, Harris & Williams	2, Lee	6, Lee
Wildcats overcome an 18-point deficit in the final 7:03 of the 4th quarter; Lee breaks freshmen season records for blocks and double-doubles							
at Oklahoma	2/16	W, 87-85 (ot)	31, Williams	19, Williams	6, Williams	5, Williams	4, Lee
K-State overcomes 7-point fourth quarter deficit and win first overtime game of season; Williams & Lee combine for 55 points and 32 rebounds							
TCU	2/19	L, 54-52	22, Lee	17, Lee	5, Williams	1, Williams & Carr	6, Lee
Wildcats hold Horned Frogs to 17 first half points, but fall in fourth quarter							
at Texas	2/22	W, 60-54	18, Lee	13, Williams	5, Simmons	3, Williams	3, Lee
K-State overcomes 4th quarter deficit & ends game with 8-0 run; Lee records fifth straight double-double							
Iowa State	2/26	W, 60-51	11, three tied	12, Lee	6, Harris	6, Harris	4, Lee
Nine of 10 Wildcats score; Peyton Williams reaches the 1,500 career point mark							
at (2/2) Baylor	2/29	L, 83-58	17, Harris	11, Lee	5, Williams & Harris	3, Harris	1, three tied
Wildcats tie a season-low for 1st half points (18); Williams sets senior season rebounds record; Lee first freshman with 300 or more rebounds in a debut season							
at Oklahoma State	3/3	W, 62-52	16, Harris	12, Lee	5, Harris	3, Harris	4, Lee
K-State overcomes halftime deficit with 38-point second half; Harris keys rally							
Kansas	3/8	W, 83-63	24, Williams	14, Lee	6, Williams	3, Beard	2, Lee & Beard
Seniors combine for 46 points as Wildcats sweep Sunflower Showdown							

KANSAS STATE STARTING LINEUPS

Guard	Guard	Guard/Forward	Guard/Forward	Forward/Center	19-20	All-Time	Games
Harris	Ranke	Carr (G)	Williams (F)	Lee (C)	4-3	4-3	1, 3, 5-9
Harris	Ranke	Carr (G)	Macke (F)	Lee (C)	1-0	1-0	2
Harris	Carr	Beard (F)	Williams (F)	Lee (C)	9-9	9-9	4, 11-19, 21-24, 26-29
Harris	Carr	Goodrich (G)	Williams (F)	Lee (C)	0-1	0-1	10
Harris	Carr	Simmons (G)	Williams (F)	Lee (C)	2-0	2-0	20, 25

GAME-BY-GAME STATISTICS

2019-20 POINTS-REBOUNDS-ASSISTS

OPPONENT	1 SIMMONS	2 GOODRICH	3 HARRIS	5 WIGGINS	10 THORPE	11 WILLIAMS	12 RANKE	13 MACKIE	24 EBERT	25 BEARD	33 RAY	43 CARR	44 CHAPMAN	50 LEE
Omaha	0-0-1	2-1-1	5-1-1	0-0-0	DNP-INJ	14-19-1	11-3-4	0-4-0	DNP-CD	11-3-0	2-2-0	15-5-0	2-1-0	11-8-0
UIC	3-0-1	1-5-5	7-2-6	0-0-0	DNP-INJ	DNP-Rest	14-6-1	11-9-2	DNP-CD	9-5-1	0-4-1	20-6-1	6-4-3	13-12-0
Oral Roberts	10-0-4	10-5-0	2-2-9	1-0-0	DNP-INJ	11-13-3	16-3-3	2-1-3	DNP-CD	11-4-1	0-1-1	24-4-2	2-2-0	20-11-1
UT Arlington	DNP-INJ	DNP-INJ	10-4-2	3-0-0	DNP-INJ	16-18-1	DNP-INJ	3-2-0	DNP-CD	0-4-2	0-0-0	15-2-3	0-1-0	6-13-1
vs. Memphis	DNP-INJ	4-1-2	13-6-4	DNP-CD	DNP-INJ	9-10-2	10-2-4	2-3-1	0-0-0	3-2-0	2-0-0	11-6-3	DNP-CD	14-7-0
vs. (15/15) Michigan St.	DNP-INJ	0-3-2	2-3-4	DNP-CD	DNP-INJ	17-10-1	7-4-2	0-0-3	0-0-1	0-1-0	0-0-0	12-3-2	0-0-0	22-13-0
UIW	DNP-INJ	4-0-3	2-3-3	0-1-0	DNP-INJ	14-7-5	15-3-5	0-3-4	2-1-1	15-4-4	0-1-0	12-1-4	1-3-1	20-8-0
at (23/23) Arkansas	DNP-INJ	4-2-0	16-5-3	DNP-CD	DNP-INJ	19-13-4	8-3-3	4-1-0	0-2-0	4-0-2	0-0-0	2-2-1	DNP-CD	15-14-0
at Kansas City	DNP-INJ	9-2-1	20-6-5	DNP-CD	DNP-INJ	13-15-3	0-2-3	0-1-0	DNP-CD	6-3-0	DNP-INJ	2-4-2	0-0-0	24-14-0
at (3/3) Oregon	5-3-0	4-1-1	4-4-4	DNP-CD	DNP-INJ	20-8-3	DNP-INJ	2-0-0	0-0-0	0-1-1	DNP-INJ	2-2-3	0-1-0	14-10-2
UTRGV	4-2-3	0-1-0	12-2-4	DNP-INJ	DNP-INJ	17-9-2	DNP-INJ	4-3-0	4-0-3	6-5-0	DNP-INJ	20-2-2	0-0-0	12-11-2
(19/21) West Virginia	0-2-2	0-0-0	16-0-4	DNP-INJ	DNP-INJ	15-10-1	DNP-INJ	0-0-1	0-0-0	13-6-1	DNP-INJ	7-2-4	DNP-CD	12-9-0
at Texas Tech	3-1-4	0-3-1	17-4-6	DNP-INJ	DNP-INJ	21-8-4	DNP-INJ	0-0-0	3-0-1	4-3-0	DNP-INJ	8-1-1	0-0-0	20-9-1
Oklahoma State	2-5-2	0-4-2	15-2-3	DNP-INJ	DNP-INJ	25-9-2	DNP-INJ	1-1-0	2-2-2	2-2-0	DNP-INJ	4-3-2	0-0-0	12-10-0
Texas	6-3-3	7-1-0	16-2-4	DNP-INJ	DNP-INJ	2-10-3	DNP-INJ	2-0-1	0-0-0	8-5-0	DNP-INJ	10-3-1	0-1-0	12-9-0
at Iowa State	1-1-2	5-0-0	11-6-7	DNP-INJ	DNP-INJ	15-9-3	DNP-INJ	2-0-1	0-0-0	8-3-2	DNP-INJ	5-2-1	DNP-CD	12-7-0
Oklahoma	1-1-3	0-1-1	20-4-5	DNP-INJ	DNP-INJ	24-11-3	DNP-INJ	0-3-0	6-0-1	12-2-2	DNP-INJ	6-2-4	DNP-CD	23-20-1
at Kansas	2-1-4	0-0-1	7-3-2	DNP-INJ	DNP-INJ	17-13-3	DNP-INJ	4-0-0	1-1-0	2-4-1	DNP-INJ	20-1-0	DNP-CD	17-12-2
at TCU	3-2-1	0-1-0	11-7-5	DNP-INJ	DNP-INJ	12-22-3	DNP-INJ	2-3-0	0-0-0	16-4-1	DNP-INJ	6-2-1	0-1-0	11-12-2
Texas Tech	6-5-4	1-0-1	18-2-6	DNP-INJ	DNP-INJ	15-11-6	DNP-INJ	0-0-0	0-2-1	4-6-2	DNP-INJ	14-5-2	2-4-0	24-5-0
(2/1) Baylor	0-1-0	0-1-2	5-7-5	DNP-INJ	DNP-INJ	12-8-2	DNP-INJ	2-0-0	0-1-0	0-7-0	DNP-INJ	7-2-0	0-0-0	14-12-0
at West Virginia	3-1-3	0-1-0	18-4-4	DNP-INJ	DNP-INJ	14-8-4	DNP-INJ	1-1-0	0-0-0	2-1-0	DNP-INJ	3-0-1	0-0-0	15-16-0
at Oklahoma	7-3-2	0-0-0	8-2-5	DNP-INJ	DNP-INJ	31-19-6	DNP-INJ	0-2-0	3-0-1	3-1-0	DNP-INJ	11-4-2	0-2-1	24-13-0
TCU	2-0-2	DNP-CD	4-8-1	DNP-INJ	DNP-INJ	9-13-5	DNP-INJ	0-0-0	0-1-1	13-1-2	DNP-INJ	2-1-2	0-0-0	22-17-0
at Texas	2-3-5	0-1-0	15-3-3	DNP-INJ	DNP-INJ	9-13-3	DNP-INJ	0-0-0	4-2-0	4-0-1	DNP-INJ	8-1-0	0-0-0	18-10-0
Iowa State	5-2-1	1-1-2	11-4-6	DNP-INJ	DNP-INJ	11-6-1	DNP-INJ	5-1-0	2-0-1	6-5-4	DNP-INJ	8-5-2	0-0-1	11-12-0
at (2/2) Baylor	2-2-0	0-1-0	17-4-5	DNP-INJ	DNP-INJ	14-5-5	DNP-INJ	6-0-0	2-1-2	0-0-0	DNP-INJ	9-0-0	0-1-0	8-11-0
at Oklahoma State	0-5-2	0-0-0	16-5-5	DNP-INJ	DNP-INJ	11-4-1	DNP-INJ	2-0-0	6-2-0	6-7-3	DNP-INJ	8-6-2	DNP-CD	13-12-0
Kansas	3-1-5	0-1-0	11-3-3	DNP-INJ	DNP-INJ	24-7-6	DNP-INJ	2-0-0	1-0-1	11-5-5	DNP-INJ	12-4-2	2-1-0	17-14-1

DNP-CD: Did Not Play-Coach's Decision; DNP-RS: Did Not Play - Red-shirting; DNP-S: Did Not Play-Sick; DNP-INJ: Did Not Play-Injured; DNP-SUS: Did Not Play-Suspended; DNP-FE: Did Not Play-Family Emergency

SCORING BREAKDOWN (K-State/Opponent)

	Pts in Paint	Pts off TOs	2nd ch. Pts	Fast Break Pts	Starter	Bench
Omaha	40/24	14/10	15/9	6/5	56/19	17/29
UIC	30/20	24/13	11/2	17/9	65/27	19/13
Oral Roberts	46/26	26/18	15/11	35/18	73/53	36/16
UT Arlington	22/24	10/14	18/3	5/6	47/48	6/9
vs. Memphis	42/36	21/25	16/6	13/17	57/57	11/15
vs. Michigan State	36/26	13/19	12/15	5/6	60/36	0/29
UIW	46/10	23/4	8/7	14/0	63/28	22/13
at Arkansas	52/10	9/19	16/8	9/19	60/75	12/6
at Kansas City	32/32	7/21	14/9	5/7	59/49	15/18
at Oregon	26/40	8/22	9/10	2/15	44/67	7/22
UTRGV	32/30	23/11	11/6	13/10	67/49	12/17
West Virginia	40/18	6/20	11/10	6/18	63/61	0/13
at Texas Tech	40/28	24/8	16/11	4/4	70/56	6/16
Oklahoma State	32/30	13/18	7/7	16/17	58/49	5/21
Texas	26/16	21/13	4/8	10/2	48/44	15/27
at Iowa State	40/34	6/13	5/8	0/10	51/51	8/22
Oklahoma	48/28	19/14	12/6	12/2	85/57	7/17
at Kansas	30/26	17/13	13/14	4/3	63/43	6/18
at TCU	32/20	8/19	21/16	9/16	56/46	5/19
Texas Tech	30/28	4/14	14/11	7/10	77/43	7/27
Baylor	18/30	6/11	11/9	4/2	38/43	2/11
at West Virginia	24/24	9/11	3/11	4/6	52/40	4/15
at Oklahoma	48/22	14/13	21/11	14/11	77/63	10/22
TCU	34/32	9/10	5/8	0/7	50/45	2/9
at Texas	28/30	14/16	21/10	7/10	52/41	8/13
Iowa State	30/20	9/12	7/9	11/3	47/35	13/16
at Baylor	26/54	7/26	11/11	13/17	48/74	10/9
at Oklahoma State	24/30	6/17	8/3	7/10	54/40	8/12
Kansas	34/32	20/10	22/2	6/7	75/38	8/25
Totals	988/780	390/434	357/251	258/267	1,715/1,377	281/499
Per Game	34.1/26.9	13.4/15.0	12.3/8.7	8.9/9.2	59.1/47.5	9.7/17.2

CLASS SCORING
BREAKDOWN

	Fr.	So.	Jr.	Sr.
Omaha	13	17	13	30
UIC	19	35	14	16
Oral Roberts	22	46	17	24
UT Arlington	6	18	3	26
vs. Memphis	14	17	12	25
vs. Michigan State	22	12	7	19
UIW	23	16	15	31
at Arkansas	15	10	8	39
at Kansas City	24	11	0	39
at Oregon	14	13	0	24
UTRGV	16	28	0	35
West Virginia	12	7	0	44
at Texas Tech	23	11	0	42
Oklahoma State	14	7	0	42
Texas	12	25	0	26
at Iowa State	12	13	0	34
Oklahoma	29	7	0	56
at Kansas	17	26	0	26
at TCU	11	11	0	39
Texas Tech	26	21	0	37
Baylor	14	9	0	17
at West Virginia	15	7	0	34
at Oklahoma	27	18	0	42
TCU	22	4	0	26
at Texas	22	10	0	28
Iowa State	13	19	0	28
at Baylor	10	17	0	31
at Oklahoma State	19	10	0	33
Kansas	20	17	0	46
Totals	492	453	89	939
Per Game	17.0	15.6	3.1	32.4

Kansas State's Record When 2019-20

Vs. AP Top 25	0-6
Vs. AP Top 10	0-3

In overtime	1-0
-------------	-----

Scoring first	12-6
Ahead at the half	12-2
Behind at the half	3-10
Tied at the half	1-0

Leading entering 4th quarter	11-2
Trailing entering 4th quarter	5-11
Tied entering 4th quarter	-
Leading with 5:00 remaining	13-0
Trailing with 5:00 remaining	2-13
Tied with 5:00 remaining	1-0

In games decided by 3 points or less	2-1
In games decided by 4-10 points	6-7
In games decided by 11-15 points	2-3
In games decided by 16-20 points	2-0
In games decided by 21 or more points	4-2

K-State scores 100 or more points	1-0
K-State scores 90-99 points	1-0
K-State scores 80-89 points	5-0
K-State scores 70-79 points	4-1
K-State scores 60-69 points	4-6
K-State scores 50-59 points	1-5
K-State scores less than 50 points	0-1

Opponent scores 100 or more points	-
Opponent scores 90-99 points	-
Opponent scores 80-89 points	1-3
Opponent scores 70-79 points	3-5
Opponent scores 60-69 points	5-2
Opponent scores 50-59 points	4-3
Opponent scores less than 50 points	3-0

K-State shoots 50% or better	2-0
K-State shoots less than 50%	14-13
K-State shoots better than opponent	14-5
K-State shoots same as opponent	-

Opponent shoots 50% or better	1-2
Opponent shoots less than 50%	15-11
Opponent shoots better than K-State	2-8

K-State shoots 40% or better from 3-point arc	7-0
K-State shoots 70% or better from FT line	10-6
K-State has more FT attempts	14-6
Opponent has more FT attempts	2-7
K-State equals opponent in FT attempts	-

K-State out-rebounds opponent	11-8
Opponent out-rebounds K-State	4-4
K-State equals opponent in rebounds	1-1

K-State has more turnovers than opponent	9-12
K-State has less turnovers than opponent	6-0
K-State equals opponent in turnovers	1-1

On Mondays	2-0
On Tuesdays	3-0
On Wednesdays	3-3
On Thursdays	-
On Fridays	1-1
On Saturdays	5-6
On Sundays	2-3

In November	3-3
In December	3-2
In January	3-4
In February	5-4
In March	2-0

On Big 12 Now on ESPN +	10-6
On FSM/FS1	2-2
On SEC Network+	0-1

K-State vs. Conferences	19-20	All-Time
vs. American Athletic	0-1	51-15
vs. Big 12	10-8	202-200
vs. Big Ten	0-1	72-60
vs. Horizon League	1-0	10-4
vs. Pac 12	0-1	47-49
vs. SEC	0-1	71-65
vs. Southland	1-0	18-3
vs. Summit League	2-0	32-2
vs. Sun Belt	0-1	15-7
vs. Western Athletic	2-0	22-3

LAST TIME...**SCORING (PLAYER)**

K-State player scored 40+ points
42* by Brittany Chambers vs. Texas Southern (3/21/13)

K-State player scored 30+ points
31 by Peyton Williams at Oklahoma (2/16/20)

K-State player with consecutive games of 30+ points
2* by Brittany Chambers at West Virginia (36; 2/26/13), vs. Texas Tech (31; 3/2/13)

K-State player with consecutive games of 20+ points
2 by Ayoka Lee - (2/16/20 to 2/22/20)

2 K-State players with 20+ points same game
Peyton Williams (31) & Ayoka Lee (24), at Oklahoma (2/16/20)

K-State player made 15+ FGs
15 by Brittany Chambers vs. Texas Southern (3/21/13)

K-State player made 10+ FGs
10 by Peyton Williams, vs. Kansas (3/8/20)

K-State player attempted 25+ FGs
25 by Brittany Chambers vs. Texas Southern (3/21/13)

K-State player attempted 20+ FGs
20 by Christianna Carr, vs. Michigan (3/22/19)

K-State player made 10+ 3-point FGs
10 by Laurie Koehn vs. Iowa (1/5/03)

K-State player made 6+ 3-point FGs
8 by Rachel Ranke at Oklahoma (2/10/19)

K-State player attempted 15+ 3-point FGs
15 by Rachel Ranke vs. Chicago State (12/18/17)

K-State player attempted 10+ 3-point FGs
13 by Christianna Carr, at TCU (2/1/20)

K-State player made 15+ FTs
15 by Nicole Ohlde vs. Valparaiso (3/21/04)

K-State player made 10+ FTs
12, Peyton Williams, at Oklahoma (2/16/20)

K-State player attempted 20+ FTs
21 by Nicole Ohlde vs. Valparaiso (3/21/04)

K-State player attempted 10+ FTs
15 by Peyton Williams, at Oklahoma (2/16/20)

Opponent scored 40+ points
40, by Odyssey Sims, Baylor (1/2/14)

Opponent scored 30+ points
32, by Chelsea Dungee, Arkansas (12/7/19)

Opponent made 15+ FGs
15, by Morgan Bertsch, UC Davis (3/23/18)

Opponent attempted 30+ FGs
33, by Ana Llanusa, Oklahoma (2/10/19)

Opponent made 7+ 3-point FGs
7, by Kennedy Kirkpatrick, UNI (12/21/17)

Opponent attempted 15+ 3-point FGs
17, by Emily Durr, Iowa State (2/11/17)

Opponent made 10+ FTs
12, by Keni Jo Lippe, Oral Roberts (11/18/19)

Opponent attempted 15+ FTs
17, by Keni Jo Lippe, Oral Roberts (11/18/19)

REBOUNDING (PLAYER)

K-State player had 20+ rebounds
22* by Peyton Williams at TCU (2/1/20)

K-State player had 15+ rebounds
17 by Ayoka Lee vs. TCU (2/19/20)

K-State player had 10+ rebounds
14 by Ayoka Lee vs. Kansas (3/8/20)

Opponent had 20+ rebounds
20, by Teviani Scott, Sacramento State (3/3/94)

Opponent had 15+ rebounds
17, Brittany Brewer, Texas Tech (1/11/20)

^ - tied school record; * - school record

~ - Bramlage Coliseum record

SCORING (TEAM)

K-State scored 100+ points
109-69, vs. Oral Roberts (11/18/19)

K-State scored 90+ points
92-74, vs. Oklahoma (1/25/20)

K-State scored fewer than 50 points
54-40 (L), vs. (2/1) Baylor (2/8/20)

K-State scored fewer than 40 points
60-30 (L), at West Virginia (1/26/19)

K-State scored fewer than 40 points & won
37-33 (W) vs. Missouri (2/10/10)

K-State shot over 60% from the field
.649 vs. UIW (12/3/19)

K-State shot under 35% from the field
.213, vs. (2/1) Baylor (2/8/20)

K-State won by 20+ points
83-63, vs. Kansas (3/8/20)

K-State won by 30+ points
85-41, vs. UIW (12/3/19)

K-State won by 40+ points
85-41, vs. UIW (12/3/19)

K-State made 40+ FGs
41 vs. Illinois State (11/26/04)

K-State attempted 80+ FGs
83 at Oklahoma (2/16/20)

K-State made 15+ 3-point FGs
15, at (1/1) Baylor (3/4/13)

K-State made 12+ 3-point FGs
14, at Oklahoma (2/10/19)

K-State attempted 30+ 3-point FGs
30, at TCU (2/1/20)

K-State made 20+ FTs
20, vs. Kansas (3/8/20)

K-State made 30+ FTs
32, vs. Colorado (12/6/79)

K-State attempted 35+ FTs
37, vs. TCU (2/11/15)

K-State attempted 40+ FTs
41, vs. Colorado (1/13/90)

K-State attempted 45+ FTs
48, vs. Iowa State (1/25/89)

Opponent scored 100+ points
105-70, (16) Ohio State (12/19/94)

Opponent scored 90+ points
96-58, (25/rv) Iowa State (1/2/19)

Opponent scored fewer than 50 points
85-41, UIW (12/3/19)

Opponent scored fewer than 40 points
84-40, UIC (11/11/19)

Opponent scored fewer than 15 points in a half
15 (1st half), Chicago State (11/11/16)

Opponent shot under 35% from the field
.321, Iowa State (2/26/20)

Opponent won by 20+ points
83-58, Baylor (2/29/20)

Opponent won by 30+ points
89-51, Oregon (12/21/19)

Opponent made 10+ 3-point FGs
11, Texas (1/19/20)

Opponent made 20+ FTs
20, Arkansas (12/7/19)

Opponent made 30+ FTs
35, UTEP (11/16/13)

REBOUNDING (TEAM)

K-State had 60+ rebounds
64, at TCU (2/1/20)

K-State had 50+ rebounds
54, at Oklahoma (2/16/20)

K-State had 20+ offensive rebounds
20, at Oklahoma (2/16/20)

K-State had 30+ defensive rebounds
33, at Oklahoma State (3/3/20)

K-State had 40+ defensive rebounds
43, vs. UIC (11/11/19)

Opponent had 50+ rebounds
52, Oklahoma (2/16/20)

OTHER STATISTICS (TEAM)

K-State had 20+ assists
23, vs. Kansas (3/8/20)

K-State had 30+ assists
30, vs. UIW (12/3/19)

K-State had 35+ assists
37, vs. Arkansas-Pine Bluff (12/2/02)

K-State had 20+ steals
24, vs. Abilene Christian (12/22/14)

K-State had 25+ steals
25~, vs. Baylor (1/12/00)

K-State had 10+ blocks
10, at TCU (2/1/20)

K-State had 20+ turnovers
28, at TCU (2/1/20)

K-State had 30+ turnovers
34, at UTEP (11/16/13)

Opponent had 20+ assists
26, Baylor (2/29/20)

Opponent had 20+ steals
21~, Texas (1/19/20)

Opponent had 15+ steals
21, Texas (1/19/20)

Opponent had 10+ blocks
11, vs. George Washington (3/18/16)

OTHER STATISTICS (PLAYER)

K-State player had 10+ assists
13 ^ by Kayla Goth vs. West Virginia (3/9/19)

K-State player had 6+ assists
6, by Peyton Williams vs. Kansas (3/8/20)

K-State player had 10+ steals
10 by Jenny Coalson vs. Missouri (2/15/98)

K-State player had 6+ steals
6 by Angela Harris vs. Iowa State (2/26/20)

K-State player had 5+ blocks
6 by Ayoka Lee vs. TCU (2/19/20)

3+ K-State players registered a double-double
Kayla Goth (20 pts, 10 assts)

Peyton Williams (18 pts, 12 rebs)

Kali Jones (10 pts, 10 rebs), vs. Lamar (12/5/18)

K-State player registered a triple-double
16 pts, 11 rebs, 12 assts

by Shalee Lehning, at Colorado (3/7/09)

Opponent player had 10+ assists
10, by DiDi Richards, Baylor (2/29/20)

Opponent player had 10+ steals
14, by Heidi Caruso, Lafayette (12/5/92)

Opponent player had 5+ blocks
5, by Natasha Mack, Oklahoma State (3/3/20)

Opponent player registered a triple-double
21 pts, 10 rebs, 11 assts

by Sabrina Ionescu, Oregon (12/21/19)

OVERTIME

Won in overtime
87-85 (ot), at Oklahoma (2/16/20)

Lost in overtime
85-80 (ot), at (20/24) Oklahoma (1/4/17)

Won in double overtime
93-90 at Missouri (2/22/04)

Lost in double overtime
86-75, at Hampton (12/21/13)

Played 3 overtimes
79-89, at Wyoming (WNIT Semifinals, 3/28/07)

MISCELLANEOUS (TEAM)

K-State had a 5+ game winning streak
6, Feb. 17, 2019 to 3/10/19

K-State had a 10+ game winning streak
14, Nov. 14, 2008 to Jan. 14, 2009

K-State had a 15+ game winning streak
17, Jan. 14, 1982 to March 20, 1982

NATIONAL RANKINGS

K-State defeated an AP ranked opponent
69-60, at (15) Texas (2/17/19)

K-State defeated a top-5 ranked opponent
71-67 (ot), vs. (5) Texas A&M (3/2/11)

K-State was ranked among the AP top-25
No. 24 on March 13, 2017

K-State was ranked among the Coaches top-25
No. 22 on Jan. 16, 2012

	K-State	Opponents
3-second violations	10	5
5-second violations	2	3
10-second violations	2	-
Lane violations	1	3
Shot clock violations	14	15
4-point plays	-	2
Technical fouls (player)	1	1
Technical fouls (bench)	-	1
Flagrant foul	-	1
Points in the Paint	988	780
Points off Turnovers	390	434
Second Chance Points	357	251
Fast Break Points	258	267
Bench Points	281	499

FTS IN LAST

5 MINUTES & OT	16-17	17-18	18-19	19-20	CAREER
Peyton Williams	9-14	12-17	24-32	34-47	79-109
Christianna Carr	--	--	16-28	13-17	29-45
Rachel Ranke	--	11-16	7-9	2-3	20-28
Ayoka Lee	--	--	--	17-24	17-24
Jasauen Beard	--	--	11-16	6-8	17-24
Angela Harris	--	--	--	16-20	16-20
Alisa Wiggins	--	9-14	0-0	1-2	10-16
Ashley Ray	--	3-8	0-2	0-2	3-12
Laura Macke	--	--	2-6	3-3	5-9
Savannah Simmons	--	--	1-2	4-6	5-8
Cymone Goodrich	--	1-2	0-0	2-4	3-6
Emma Chapman	--	--	--	1-2	1-2

CHARGES DRAWN	16-17	17-18	18-19	19-20	CAREER
Angela Harris	--	--	--	4	4
Peyton Williams	0	0	2		2
Rachel Ranke	--	0	1	1	2
Ashley Ray	--	0	1		1
Christianna Carr	--	--	1		1
Ayoka Lee	--	--	--	1	1
Savannah Simmons	--	--	0	1	1
Jasauen Beard	--	--	0	1	1
Emilee Ebert	--	--	--	1	1

DOUBLE-FIGURE

SCORING	16-17	17-18	18-19	19-20	CAREER
Peyton Williams	4	26	28	24	82
Angela Harris	15 ^	25 ^	16 ^	19	75
Rachel Ranke	--	21	18	5	44
Ayoka Lee	--	--	--	27	27
Christianna Carr	--	--	13	13	26
Jasauen Beard	--	--	9	8	17
Cymone Goodrich	--	3	0	1	4
Laura Macke	--	--	--	1	1
Savannah Simmons	--	--	--	1	1

DOUBLE-FIGURE

REBOUNDING	16-17	17-18	18-19	19-20	CAREER
Peyton Williams	1	6	16	16	39
Ayoka Lee	--	--	--	21	21
Rachel Ranke	--	1	0		1

DOUBLE-FIGURE

ASSISTS	16-17	17-18	18-19	19-20	CAREER
Angela Harris	0	0	1 ^		1

DOUBLE-DOUBLES	16-17	17-18	18-19	19-20	CAREER
Peyton Williams	1	6	14	12	33
Ayoka Lee	--	--	--	19	19
Rachel Ranke	--	1	0		1

2019-20 MISCELLANEOUS STATS

CONSECUTIVE

GAME SCORING	16-17	17-18	18-19	19-20	CAREER
Peyton Williams	11	29*	32*	28*	89*
Christianna Carr	--	--	33*	29*	62*
Jasauen Beard	--	--	33	10	36
Rachel Ranke	--	18	21	7	21
Laura Macke	--	--	5	5	5
Angela Harris	11 ^	32 ^	18 ^	29*	50
Ayoka Lee	--	--	--	29*	29*
Savannah Simmons	--	--	1	8	8
Emilee Ebert	--	--	--	5*	5*
Ashley Ray	--	4	4	1	4
Cymone Goodrich	--	4	1	4	4
Alisa Wiggins	--	3	1	1	3
Emma Chapman	--	--	--	3	3

* - current

GAMES STARTED	16-17	17-18	18-19	19-20	CAREER
Peyton Williams	23	34	31	28	116
Angela Harris	15 ^	32 ^	30 ^	29	106
Rachel Ranke	--	27	33	8	68
Christianna Carr	--	--	31	29	60
Ayoka Lee	--	--	--	29	29
Jasauen Beard	--	--	7	17	24
Ashley Ray	--	3	4		7
Cymone Goodrich	--	3	0	1	4
Savannah Simmons	--	--	0	2	2
Laura Macke	--	--	0	1	1

GAMES LEADING K-STATE IN...

SCORING	16-17	17-18	18-19	19-20	CAREER
Peyton Williams	0	9	16	10	35
Rachel Ranke	--	5	3		8
Christianna Carr	--	--	3	5	8
Ayoka Lee	--	--	--	9	9
Angela Harris	--	--	--	6	6
Jasauen Beard	--	--	2	1	3

REBOUNDING	16-17	17-18	18-19	19-20	CAREER
Peyton Williams	3	13	30	14	60
Ayoka Lee	--	--	--	15	15
Rachel Ranke	--	4	1		5
Christianna Carr	--	--	2		2
Jasauen Beard	--	--	1		1

ASSISTS	16-17	17-18	18-19	19-20	CAREER
Angela Harris	--	--	--	21	21
Peyton Williams	0	1	5	8	14
Rachel Ranke	--	--	1	3	4
Savannah Simmons	--	--	0	2	2
Christianna Carr	--	--	1	1	2

LEADS AND DEFICITS

Largest Halftime Lead	31, vs. Oral Roberts (11/18/19)
Largest Halftime Lead Blown	7, vs. TCU (2/19/20)
Largest Halftime Deficit	26, at Baylor (2/29/20)
Largest Halftime Deficit Overcome for Win	8, vs. Texas Tech (2/5/20)
Largest Lead	47, vs. UIC (11/11/19)
Largest Lead Blown	12, vs. TCU (2/19/20)
Largest Deficit	38, at Oregon (12/21/19)
Largest Deficit Overcome for Win	18, at West Virginia (2/11/20)

^ - Houston

HOW MANY TIMES A K-STATE PLAYER...

Scored 30 or more Points

Peyton Williams (1)	
Top efforts of each player in this category:	
Peyton Williams, at Oklahoma (2/16/20)	31

Scored 20 or more Points

Ayoka Lee (9), Peyton Williams (5), Christianna Carr (4), Angela Harris (2)

Top efforts of each player in this category:

Peyton Williams, vs. Oklahoma State (1/15/20)	25
Christianna Carr, vs. Oral Roberts (11/18/19)	24
Ayoka Lee, three times	24
Angela Harris, twice	20

Scored 15 or more Points

Angela Harris (10), Peyton Williams (8), Ayoka Lee (5), Christianna Carr (2), Rachel Ranke (2), Jasauen Beard (2)

Top efforts of each player in this category:

Peyton Williams, at Arkansas (12/7/19)	19
Ayoka Lee, at Texas (2/22/20)	18
Angela Harris, twice	18
Jasauen Beard, at TCU (2/1/20)	16
Rachel Ranke, vs. Oral Roberts (11/18/19)	16
Christianna Carr, twice	15

Grabbed 15 or more Rebounds

Peyton Williams (5), Ayoka Lee (3)

Top efforts of each player in this category:

Peyton Williams, at TCU (2/1/20)	22
Ayoka Lee, vs. Oklahoma (1/25/20)	20

Grabbed 10 or more Rebounds

Ayoka Lee (18), Peyton Williams (11)

Top efforts of each player in this category:

Ayoka Lee, three times	14
Peyton Williams, five times	13

Dished out 10 or more Assists

Top efforts of each player in this category:

Recorded 5 or more Steals

Peyton Williams (1), Angela Harris (1)

Top efforts of each player in this category:

Angela Harris, vs. Iowa State (2/26/20)	6
Peyton Williams, at Oklahoma (2/16/20)	5

Blocked 3 or more Shots

Ayoka Lee (15), Peyton Williams (3)

Top efforts of each player in this category:

Ayoka Lee, four times	6
Ayoka Lee, four times	5
Ayoka Lee, three times	4
Ayoka Lee, four times	3
Peyton Williams, four times	3

HOW K-STATE SCORED FIRST POINTS

	Times	Record
Jump Shot	8	6-2
3-Pointer	4	2-2
Layup	13	8-5
Free Throw	4	1-3

K-STATE MARGIN OF VICTORY/DEFEAT

Points	1	2	3	4	5	6	7	8	9	10	11	12	13	14	15	16	17	18	19	20+
K-State Victory	1	1		1		1	1	1	1	1			1	1				1		5
K-State Defeat			1		3	1		1	1	1		1		2						2

QUARTER HIGHS | 2019-20 INDIVIDUAL & TEAM HIGHS

Most First Quarter Points K-State 33, vs. ORU (11/18/19) Opp. 22, twice	Most Second Quarter Points K-State 30, vs. ORU (11/18/19) Opp. 25, Oklahoma (2/16/20)	Most First Half Points K-State 63, vs. ORU (11/18/19) Opp. 44, Baylor (2/29/20)	Most Third Quarter Points K-State 30, vs. UIC (11/11/19) Opp. 31, Oregon (12/21/19)	Most Fourth Quarter Points K-State 31, vs. Texas Tech (2/5/20) Opp. 30, Kansas (3/8/20)	Most Second Half Points K-State 54, vs. Texas Tech (2/5/20) Opp. 51, Oregon (12/21/19)
Fewest First Quarter Points K-State 7, vs. UTA (11/24/19) Opp. 6, TCU (2/19/20)	Fewest Second Quarter Points K-State 6, twice Opp. 6, Iowa State (2/26/20)	Fewest First Half Points K-State 18, three times Opp. 17, twice	Fewest Third Quarter Points K-State 6, at West Virginia (2/11/20) Opp. 5, three times	Fewest Fourth Quarter Points K-State 10, at Oregon (12/21/19) Opp. 6, twice	Fewest Second Half Points K-State 22, vs. Baylor (2/8/20) Opp. 17, UIW (12/3/19)

2019-20 INDIVIDUAL SEASON-HIGHS

KANSAS STATE	CATEGORY	OPPONENT
31, Peyton Williams, at Oklahoma (2/16/20)	Points	32, Chelsea Dungee, Arkansas (12/7/19)
11, Ayoka Lee, at Oklahoma (2/16/20)	Field Goals Made	11, Jamirah Shutes, Memphis (11/29/19)
19, Christianna Carr, at Oklahoma (2/16/20)	Field Goals Attempted	29, Vivian Gray, Oklahoma State (3/3/20)
1,000 (10-10), Ayoka Lee, vs. UIW (12/3/19)	FG Pct. (min. 5 made)	.750 (6-8), Cristina Soriano, Kansas City (12/14/19)
5, Christianna Carr, vs. Oral Roberts (11/18/19)	3-Pt. FG Made	.750 (6-8), Satou Sabally, Oregon (12/21/19)
5, Rachel Ranke, vs. UIW (12/3/19)		5, Chelsea Dungee, Arkansas (12/7/19)
13, Christianna Carr, twice	3-Pt. FG Att.	13, Chelsea Dungee, Arkansas (12/7/19)
.714, Christianna Carr (5-7), vs. Oral Roberts (11/18/19)	3-Pt. FG Pct. (min. 5 attempts)	.800, Erin Boley, Oregon (12/21/19) & Holly Kersgieter, Kansas (3/8/20)
12, Ayoka Lee, at Kansas City (12/14/19)	Free Throws Made	12, Keni Jo Lippe, Oral Roberts (11/18/19)
12, Peyton Williams, at Oklahoma (2/16/20)		
13, Ayoka Lee, at Kansas City (12/14/19)	Free Throws Attempted	17, Keni Jo Lippe, Oral Roberts (11/18/19)
1,000, Ayoka Lee (6-6), vs. Texas (1/19/20)	Free Throw Pct. (min. 5 attempts)	1,000, Sug Sutton (5-5), Texas (1/19/20)
1,000, Ayoka Lee (7-7), vs. Kansas (3/8/20)		1,000, Rae Johnson (6-6), Iowa State (1/22/20)
1,000, Peyton Williams (10-10), at Kansas (1/29/20)		1,000, Jessi Murcer (5-5), Oklahoma (2/16/20)
9, Peyton Williams, vs. UT Arlington (11/24/19)	Offensive Rebounds	6, Regan Schumacher, Oral Roberts (11/18/19)
		6, Julia Ayrault, Michigan State (11/30/19)
		6, Ashley Joens, Iowa State (2/26/20)
14, Ayoka Lee, vs. Oklahoma (1/25/20)	Defensive Rebounds	13, Brittany Brewer, Texas Tech (1/11/20)
14, Peyton Williams, at TCU (2/1/20)		
22*, Peyton Williams, at TCU (2/1/20)	Rebounds	17, Brittany Brewer, Texas Tech (1/11/20)
9, Angela Harris, vs. Oral Roberts (11/18/19)	Assists	11, Sabrina Ionescu, Oregon (12/21/19)
		11, Jo'Nah Johnson, Texas Tech (1/11/20)
6, Peyton Williams, twice	Turnovers	8, Madi Williams, Oklahoma (1/25/20)
6, Angela Harris, three times		
6, Ayoka Lee, four times	Blocked Shots	7, Natasha Mack, Oklahoma State (1/15/20)
6, Angela Harris, vs. Iowa State (2/26/20)	Steals	7, Ericka Mattingly, Kansas City (12/14/19)
		7, Celeste Taylor, Texas (1/19/20)
42:53, Christianna Carr, at Oklahoma (2/16/20)	Minutes Played	45:00, Taylor Robertson, Oklahoma (2/16/20)

* - school record

2019-20 TEAM SUPERLATIVES

K-STATE HIGH	K-STATE LOW	CATEGORY	OPPONENT HIGH	OPPONENT LOW
109, vs. Oral Roberts (11/18/19)	40, vs. Baylor (2/8/20)	Points	89, Oregon (12/21/19)	40, UIC (11/11/19)
38, vs. Oral Roberts (11/18/19)	13, vs. Baylor (2/8/20)	Field Goals	35, Baylor (2/29/20)	14, UIW (12/3/19)
83, at Oklahoma (2/16/20)	52, vs. Iowa State (2/26/20)	Field Goals Attempted	75, Oklahoma (2/16/20)	53, UIW (12/3/19)
.649, vs. UIW (12/3/19)	.213, vs. Baylor (2/8/20)	FG Pct.	.530, Baylor (2/29/20)	.246, UIC (11/11/19)
11, vs. UIC (11/11/19)	0, vs. Baylor (2/8/20)	3-Pt. FG Made	11, twice	1, Texas (2/22/20)
30, at TCU (2/1/20)	7, at Kansas City (12/14/19)	3-Pt. FG Att.	33, three times	4, Baylor (2/8/20)
.500, vs. Texas Tech (2/5/20)	.000, vs. Baylor (2/8/20)	3-Pt. FG Pct.	.500, Baylor (2/8/20)	.067, Texas (2/22/20)
23, vs. Oral Roberts (11/18/19)	1, vs. UIW (12/3/19)	Free Throws	22, Oral Roberts (11/18/19)	2, Oklahoma State (3/3/20)
33, twice	5, vs. UIW (12/3/19)	Free Throws Attempted	31, Oral Roberts (11/18/19)	3, Texas (2/22/20)
.909, vs. Kansas (3/8/20)	.200, vs. UIW (12/3/19)	Free Throw Pct.	1,000, twice	.286, Oklahoma State (3/3/20)
27, at TCU (2/1/20)	6, twice	Offensive Rebounds	20, Kansas (1/29/20)	4, UIC (11/11/19)
43, vs. UIC (11/11/19)	20, at Baylor (2/29/20)	Defensive Rebounds	35, Oregon (12/21/19)	15, UIW (12/3/19)
64, at TCU (2/1/20)	30, twice	Rebounds	52, Oklahoma (2/16/20)	23, UIW (12/3/19)
25, vs. Oral Roberts (11/18/19)	9, vs. Baylor (2/8/20)	Fouls	28, UIC (11/11/19)	8, UIW (12/3/19)
30, vs. UIW (12/3/19)	8, vs. Omaha (11/8/19)	Assists	26, Baylor (2/29/20)	5, Iowa State (2/26/20)
28, at TCU (2/1/20)	8, at Texas Tech (1/11/20)	Turnovers	21, Texas (1/19/20)	7, Baylor (2/29/20)
11, vs. UIC (11/11/19)	1, twice	Blocked Shots	8, Oklahoma State, twice	1, four times
15, vs. Oral Roberts (11/18/19)	2, vs. TCU (2/19/20)	Steals	21 ^, Texas (1/19/20)	4, Texas Tech (1/11/20)
.900* ^ (2Q), vs. UIW (12/3/19)	.154 (2Q), vs. Michigan State (11/30/19)	FG Pct. in a Qtr	.714 (4Q), Baylor (2/29/20)	.077 (4Q), UIC (11/11/19)
.676 (1H), vs. Oral Roberts (11/18/19)	.212 (2H), vs. Baylor (2/8/20)	FG Pct. in a Half	.586 (2H), Baylor (2/29/20)	.167 (1H), TCU (2/19/20)
.833 (2H), vs. Texas Tech (2/5/20)	.000 (2H), six times	3-Pt. FG Pct. in a Half	.600 (2H), Omaha (11/8/19)	.000 (1H), three times
1,000 (1H), three times	.000, twice	FT Pct. in a Half	1,000 (1H), six times	.333 (1H), Omaha (11/8/19)

* - school record

^ - Bramlage Coliseum record

K-STATE CAREER LISTS

CAREER POINTS SCORED

1. Kendra Wecker (2001-05)	2,333
2. Nicole Ohlde (2000-04)	2,241
3. Brittany Chambers (2009-13)	2,156
4. Ashley Sweat (2006-10)	1,805
5. Laurie Koehn (2001-05)	1,733
6. Diana Miller (1987-91)	1,705
7. Eileen Feeney (1976-80)	1,670
Nadira Hazim (1987-91)	1,670
9. Peyton Williams (2016-20)	1,553
10. Breanna Lewis (2013-17)	1,552
11. Tammie Romstad (1978-82)	1,548
12. Brit Jacobson (1994-98)	1,519
13. Shanele Stires (1992-95)	1,344
14. Kimberly Dietz (2004-08)	1,321
15. Gayla Williams (1977-81)	1,320
16. Angie Finkes (1996-00)	1,314
17. Marlies Gipson (2005-09)	1,313
18. Megan Mahoney (2001-05)	1,307
19. Kindred Wesemann (2013-17)	1,295
20. Cassandra Jones (1982-86)	1,271
21. Kayla Goth (2015-19)	1,253
22. Jalana Childs (2008-12)	1,237
23. Claire Coggins (2003-07)	1,236
24. Janet Reusser (1972-76)	1,227
25. Shalee Lehnig (2005-09)	1,189
26. Angie Bonner (1981-84)	1,170
27. Priscilla Gary (1981-83)	1,169
28. Jan Laughlin (1971-75)	1,165
29. Marsha Poppe (1973-77)	1,152
30. Andria Jones (1993-97)	1,126
31. Kim Price (1978-83)	1,120
32. Carlisa Thomas (1983-87)	1,116
33. Kristin Rethman (1998-02)	1,099
34. Nicky Ramage (1996-00)	1,096
35. Mary Jo Miller (1988-92)	1,091
36. Sue Leiding (1983-87)	1,071
37. Kim Woodlee (1997-2001)	1,058
38. Laurie Miller (1975-79)	1,053
39. LeAnn Wilcox (1976-80)	1,049
40. Susie Norton (1972-76)	1,036
41. Kristie Bahner (1987-91)	1,017
42. Susan Green (1984-87)	1,001

On the verge:

Rachel Ranke (2017-present) 802

CAREER ASSISTS

1. Shalee Lehnig (2005-09)	800*
2. Megan Mahoney (2001-05)	589
3. Mary Jo Miller (1988-92)	562
4. Kayla Goth (2015-19)	540
5. Mariah White (2009-13)	455
6. Shaelyn Martin (2014-18)	423
7. Kendra Wecker (2001-05)	379
Cassandra Jones (1982-86)	379
9. Nicole Ohlde (2000-04)	367
10. Brittany Chambers (2009-13)	363
11. Carlisa Thomas (1983-87)	347
12. Kindred Wesemann (2013-17)	329
13. Betsy Sloan (1979-83)	322
14. Kimberly Dietz (2004-08)	306
15. Kristin Rethman (1998-02)	294
16. Nadira Hazim (1987-91)	278
17. Jenny Coalson (1995-00)	277
18. Brit Jacobson (1994-98)	276
19. Susan Green (1984-87)	275
20. Gayla Williams (1979-81)	249
21. Chelsea Domenico (2001-05)	240
22. Diana Miller (1987-91)	236
23. Kim Woodlee (1997-01)	233
24. Peyton Williams (2016-20)	221
25. Laurie Koehn (2001-05)	218
26. Claire Coggins (2003-07)	213
27. Elyse Funk (1987-90)	211
28. Marlies Gipson (2005-09)	207
29. Missy Decker (1994-97)	205
30. Kjersten Larson (1994-97)	198
31. Ashia Woods (2011-15)	195
32. Kari Kincaid (2006-10)	189

CAREER REBOUNDS

1. Kendra Wecker (2001-05)	1,087
2. Nicole Ohlde (2000-04)	995
3. Peyton Williams (2016-20)	967
4. Carlisa Thomas (1984-87)	923
5. Shalee Lehnig (2005-09)	914
6. Breanna Lewis (2013-17)	865
7. Brittany Chambers (2009-13)	862
8. Marlies Gipson (2005-09)	811
9. Megan Mahoney (2001-05)	804
10. Eileen Feeney (1976-80)	783
11. Shaelyn Martin (2014-18)	782
12. Tammie Romstad (1978-82)	779
13. Diana Miller (1987-91)	747
14. Laurie Miller (1975-79)	726
15. Shanele Stires (1992-95)	701
16. Kristie Bahner (1987-91)	698
17. Angie Finkes (1997-00)	627
18. Ashley Sweat (2006-10)	604
19. Kim Price (1978-83)	585
20. Leah Honeycutt (1989-93)	580
21. Marsha Poppe (1973-77)	579
22. Nicky Ramage (1997-00)	561
23. Nadira Hazim (1988-91)	554
24. Angie Bonner (1982-84)	540
25. Brit Jacobson (1995-98)	539
Branshea Brown (2008-12)	539
27. Beth Boggs (1976-79)	530
28. Andria Jones (1994-97)	515
29. Margo Jones (1975-78)	513
30. Mariah White (2009-13)	510

On the verge:

Ayoka Lee (2018-present) 331

CAREER BLOCKS

1. Breanna Lewis (2013-17)	282
2. Marlies Gipson (2005-09)	257
3. Nicole Ohlde (2000-04)	204
4. Shana Wheeler (2004-08)	146
5. Peyton Williams (2016-20)	119
6. Brie Madden (2001-05)	104
7. Olga Firsova (1998-00)	100
8. Ayoka Lee (2018-present)	91
9. Jessica Sheble (2013-17)	77
10. Branshea Brown (2008-12)	76

CAREER FG PCT. (MIN. 350 ATTEMPTS)

1. Tina Dixon (1982-84)	607 (242-399)
2. Angie Bonner (1981-84)	593 (422-712)
3. Priscilla Gary (1981-83)	558 (497-890)
4. Nicole Ohlde (2000-04)	557 (882-1,584)
5. Jennifer Jones (1982-85)	551 (411-746)
6. Nicky Ramage (1996-00)	540 (422-781)
7. Tammie Romstad (1978-82)	529 (655-1,237)
8. Kristie Bahner (1987-91)	524 (369-704)
9. Breanna Lewis (2013-17)	524 (666-1,271)
10. Shalee Lehnig (2005-09)	514 (426-828)

On the verge:

Ayoka Lee (2018-present) 568 (184-324)

CAREER 3-PT FGS MADE

1. Laurie Koehn (2001-05)	392*
2. Brittany Chambers (2009-13)	350
3. Kim Woodlee (1997-01)	285
4. Kristin Rethman (1998-02)	266
5. Kindred Wesemann (2013-17)	264
6. Kimberly Dietz (2004-08)	230
7. Claire Coggins (2003-07)	185
8. Missy Decker (1993-97)	176
9. Rachel Ranke (2017-present)	175
10. Bri Craig (2012-16)	161
11. Kendra Wecker (2001-05)	153

* - ranks tied for 9th in NCAA Division I history

CAREER 3-PT FGS ATTEMPTED

1. Brittany Chambers (2009-13)	974
2. Laurie Koehn (2001-05)	942
3. Kindred Wesemann (2013-17)	764
4. Kim Woodlee (1997-01)	682
5. Kimberly Dietz (2004-08)	679
6. Kristin Rethman (1998-02)	609
7. Bri Craig (2012-16)	567
8. Rachel Ranke (2017-present)	543
9. Claire Coggins (2003-07)	534
10. Missy Decker (1993-97)	461
11. Kari Kincaid (2006-10)	444

K-STATE PROGRAM INFORMATION

Seasons	53rd (First Year: 1968-69)
Total Games	1,577 (969-608, 614)
Big 12 Games	402 (202-200, 502)
Big 12 Championships	2 (2003-04 and 2007-08)
NCAA Tournament Appearances	16 (Last in 2019)
NCAA Tournament Games (Record)	29 (13-16, 448)
WNIT Tournament Appearances	6 (Last in 2018)
WNIT Tournament Games (Record)	21 (16-5, 762)
20-Win Seasons	25 (Last: 2018-19)
Overtime Games	55 (28-27, 509)
Double Overtime Games	6 (3-3, 500)
Triple Overtime Games	1 (0-1, 000)
100-Point Games	24 (24-0, 1,000)
Brاملage Coliseum Games	483 (344-139, 712)

Wins

First Win	38-25 vs. Bethel (1968)
100th Win	80-37 vs. Kansas (1/24/75)
200th Win	64-62 at Missouri (2/6/79)
300th Win	78-68 at Kansas (2/23/83)
400th Win	73-54 at Missouri State (12/19/89)
500th Win	80-67* vs. Oklahoma (1/21/96)
600th Win	82-68 vs. Arkansas (3/17/02)
700th Win +	77-63 vs. Nebraska (3/24/06)
800th Win %	69-64 at Nebraska (2/19/11)
900th Win !	62-49 vs. UT-Arlington (12/7/16)
1st Big Eight Win	62-53 vs. Nebraska (1/16/76)
1st Big 12 Win	68-67 vs. Texas (1/11/97)
50th Big 12 Win	88-49 at Kansas (1/8/03)
100th Big 12 Win	45-42 at Iowa State (2/13/08)
150th Big 12 Win	52-51 vs. Oklahoma State (1/28/15)
200th Big 12 Win	60-51 vs. Iowa State (2/26/20)

* - win later forfeited by institution; + - 2006 Postseason WNIT quarterfinals; % - 13th women's team in NCAA Division I history to reach 800 wins; ! - 20th women's team in NCAA Division I history to reach 900 wins

Games

First Game	38-25 W, vs. Bethel (1968)
100th Game	52-56 L, vs. Southern Conn. St. (3/22/73)
200th Game	59-74 L, vs. William Penn (3/6/76)
300th Game	92-104 L, vs. Valdosta State (3/17/79)
400th Game	76-67 W, vs. Old Dominion (3/18/82)
500th Game	69-65 W at Northern Illinois (12/7/86)
600th Game	84-83 W, at Oklahoma (2/1/89)
700th Game	75-55 W, vs. Missouri Western (12/19/93)
800th Game	47-58 L, vs. Iowa State (2/11/96)
900th Game	80-32 W, vs. Alabama State (12/3/00)
1,000th Game	84-40 W, vs. Western Illinois (1/3/03)
1,250th Game	67-44 W, vs. Grambling State (11/12/10)
1,500th Game	75-50 L, at Baylor (1/20/18)
1st Big Eight Game	62-53 W vs. Nebraska (1/16/76)
1st Big 12 Game	54-70 L at Kansas (1/4/97)
100th Big 12 Game	88-54 W at Nebraska (1/19/03)
200th Big 12 Game	58-54 W vs. Missouri (2/4/09)
300th Big 12 Game	63-51, L at West Virginia (1/21/15)

2020-21 PLAYER QUICK HIT STATS & NOTES

0-0, 0-0 Big 12 | Last 5: 0-0 | Last 10: 0-0

K-State Opponent	PPG	FG%	3FG%	FT%	RPG	APG	TOPG	SPG	BPG
-	-	-	-	-	-	-	-	-	-

Head Coach Jeff Mittie (Missouri Western '89)
 at Kansas State 116-79 (.595; 7th season)
 Overall 570-314 (.645; 29th season)

Associate Head Coach Brian Ostermann (7th season)
 Assistant Coach Chris Carr (4th season)
 Assistant Coach Ebony Haliburton (2nd season)
 Dir. of Recruiting Ops. Ebony Gilliam
 Dir. of S/A Development Sadie Thrasher

1



Savannah SIMMONS

Guard | 6-1 | Jr.-2L
Bel Air, Md. / The John Carroll School

19-20	GP/S	MIN	PTS	REB	AST	FG	3FG	FT
Career	53/2	12.5	1.4	1.3	1.2	.264	.333	.636

- Career season-highs in nine categories this season
- Scored a career-high 10 pts against Oral Roberts
- 1st player in program history from Maryland

2



Cymone GOODRICH

Guard | 5-10 | Jr.-2L
Chicago, Ill. / South Shore International Prep

19-20	GP/S	MIN	PTS	REB	AST	FG	3FG	FT
Career	61/4	14.5	3.1	1.3	0.8	.288	.202	.550

- 4 career games with 10 or more points
- Scored a career-high 12 points at Okla. St. (12/31/17)
- Dished out a career-high 5 assists vs. Chicago St.
- 3rd player in program history from Illinois

3



Makayla PIPPIN

Forward | 6-1 | Jr.-TR
Indianapolis, Ind. / Central Arizona College

20-21	GP/S	MIN	PTS	REB	AST	FG	3FG	FT
Career	-	-	-	-	-	-	-	-

- Ranked 15th among JuCo players in the nation for 2019-20 by Girls Basketball Report
- 2019-20 NCAA WBB Third-Team All-American
- 2nd player in program history from Maryland

4



Sydney GOODSON

Guard | 5-8 | Sr.-TR
Argyle, Texas / Texas Tech | Arizona State

19-20	GP/S	MIN	PTS	REB	AST	FG	3FG	FT
Career*	82/47	25.3	7.2	3.7	1.6	.394	.343	.763

^ - at Texas Tech | * Totals include Texas Tech and Arizona State

- Two-time Academic All-Big 12 First Team
- Rated as the No. 10 immediately eligible transfer for 2020-21 by ESPN.com
- Played in 55 games at Texas Tech
- Averaged 9.5 ppg, 5.3 rpg & 2.9 apg with the Lady Raiders

10



Jada THORPE

Guard | 5-8 | R-Fr.-SQ
Chicago, Ill. / Simeon Career Academy

20-21	GP/S	MIN	PTS	REB	AST	FG	3FG	FT
Career	-	-	-	-	-	-	-	-

- Missed the 2019-20 season due to injury
- 3rd Wildcat in program history from Chicago
- Prospects Nation Watch List for Class of 2019

12



Rachel RANKE

Guard | 6-1 | R-Jr.-2L
Burnsville, Minn. / Eastview HS

19-20	GP/S	MIN	PTS	REB	AST	FG	3FG	FT
Career	75/68	31.2	10.7	3.4	1.4	.346	.322	.732

2020-21 Preseason All-Big 12 Honorable Mention | 2018 Big 12 All-Freshman Team
Career 20-pt Games: 7 (Last - 21, vs. West Virginia, 3/9/19)

- Played in 8 games in '19-20; missed remainder of season due to injury
- Career-high 26 pts at Texas Tech (2/26/18)
- Career-high 8 3-pt FGs made at Oklahoma (2/10/19)
- 9th in program history for career 3-pt FGs made (175)

13



Laura MACKE

Forward | 6-2 | Jr.-2L
Baileyville, Kan. / Nemaha Central HS

19-20	GP/S	MIN	PTS	REB	AST	FG	3FG	FT
Career	29/1	8.3	2.0	1.3	0.6	.408	.000	.708

60/1 8.6 1.8 1.4 0.5 .464 .240 .585

- 2020 Academic All-Big 12 First Team
- Career season-high for points (57)
- Career-high 11 pts & 9 rebs vs. UIC (11/11/19)
- #53 wing in the nation by ESPNW Hoopgurlz
- 2018-19 Big 12 Academic All-Rookie Team

23



Jada MOORE

Guard | 5-11 | Fr.-HS
Denver, Colo. / Regis Jesuit HS

20-21	GP/S	MIN	PTS	REB	AST	FG	3FG	FT
Career	-	-	-	-	-	-	-	-

- Fifth player in program history from the state of Colorado
- High school teammate of Stanford's Fran Belibi
- Played AAU for Colorado Premiere and coached by former NBA player Keith Van Horn

24



Emilee EBERT

Guard | 6-0 | So.-1L
Frankfort, Kan. / Frankfort HS

19-20	GP/S	MIN	PTS	REB	AST	FG	3FG	FT
Career	24/0	8.3	1.5	0.6	0.7	.368	.364	.375

24/0 8.3 1.5 0.6 0.7 .368 .364 .375

- 4-time KBCA honoree
- Set Frankfort HS career scoring record (1,648 pts)
- 3-time all-state selection for VB
- State champion in track (long jump & 4x100)

33



Ashley RAY

Center | 6-4 | R-Jr.-2L
Girard, Kan. / Girard HS

19-20	GP/S	MIN	PTS	REB	AST	FG	3FG	FT
Career	72/7	7.3	1.2	1.1	0.1	.414	-	.372

8/0 6.8 0.5 1.0 0.3 .333 - .000

- Played in 8 games in '19-20; missed remainder of season due to injury
- Career-high 9 pts & 7 rebs vs. Chicago State
- Has blocked two or more shots in four games
- Shortest last name in program history

41



Taylor LAUTERBACH

Center | 6-6 | Fr.-HS
Appleton, Wis. / Appleton West HS

20-21	GP/S	MIN	PTS	REB	AST	FG	3FG	FT
Career	-	-	-	-	-	-	-	-

- Tallest player in program history
- 3rd player in program history from the state of Wisconsin
- Rated as 85th overall player among Class of 2020 by Prospects Nation; rated as 13th best center among Class of 2020 by ESPNW Hoopgurlz

43



Christianna CARR

Guard | 6-1 | Jr.-1L
Manhattan, Kan. / Manhattan HS

19-20	GP/S	MIN	PTS	REB	AST	FG	3FG	FT
Career	62/60	28.4	9.8	2.8	1.2	.310	.285	.717

29/29 27.5 9.8 2.8 1.7 .297 .282 .714

2019 Big 12 All-Freshman Team
Career 20-pt Games: 8 (Last - 20, at Kansas, 1/29/20)

- Consecutive 20+ pt games (11/11 - 11/24)
- Career-high 5 3-pt FGs made (twice)
- Set a new career season-high for assists (50)
- Won Red Bull USA Basketball 3K East Regional in Sept.
- 2x USBWA Natl. Freshman of the Week

50



Ayoka LEE

Center | 6-5 | So.-1L
Byron, Minn. / Byron HS

19-20	GP/S	MIN	PTS	REB	BLK	FG	3FG	FT
Career	29/29	32.0	15.7	11.4	3.1	.568	-	.704

29/29 32.0 15.7 11.4 3.1 .568 - .704

2020 All-Big 12 First Team | 2020 Big 12 Freshman of the Year
Career 20-pt Games: 9 (Last - 22, vs. TCU, 2/19/20)

- 2021 Naismith, Wade & Leslie Award candidate
- 2020-21 Preseason All-Big 12 Team (unanimous)
- 2020 Academic All-Big 12 First Team
- Big 12 record 12x Big 12 Freshman of the Week
- 19 career double-doubles; 1st player in program history with a 20-pt/20-reb double-double