



2019 MEDIA ALMANAC

COMMITMENT & WORK ETHIC // CHARACTER // COMMUNICATION & TRUST // CONFIDENCE & BELIEF // COMPETITIVENESS

GENERAL INFO

K-State Athletics Communications/Media Policies.....	1
Media Directory.....	2
Visiting Manhattan.....	3

PRESEASON INFORMATION

2019 Outlook.....	5-6
Schedule.....	7
Roster.....	8
TV/Radio Roster.....	9

2019 WILDCATS

Teana Adams-Kaonohi.....	11
Abigail Archibong.....	12
Holly Bonde.....	13
Brynn Carlson.....	14
Anna Dixon.....	16
Sarah Dixon.....	17
Faith Hammontree.....	19
Brooke Heyne.....	19
Loren Hinkle.....	20
Kayley Hollywood.....	21
Dru Kuck.....	22
Gloria Mutiri.....	22
Jacque Smith.....	24
Kenzie Smith.....	25
Megan Vernon.....	26
Mckenzi Weber.....	27
Peyton Williams.....	29

COACHES

Head Coach Suzie Fritz.....	31
Associate Head Coach Jeff Grove.....	35
Assistant Head Coach Trent Sorensen.....	36
Support Staff.....	37

ADMINISTRATION

University President Ret. Gen. Richard B. Myers.....	39
Director of Athletics Gene Taylor.....	40
K-State Head Coaches/2018-19 Review.....	41

QUICK FACTS

GENERAL

Location.....	Manhattan, Kansas
Founded.....	1863
Enrollment.....	24,146
Nickname.....	Wildcats
Colors.....	Purple & White
Affiliation.....	Division I
Conference.....	Big 12
Arena (Capacity).....	Ahearn Field House (5,000)
University President.....	Ret. Gen. Richard B. Myers
Faculty Representative.....	Dr. Be Stoney
Director of Athletics.....	Gene Taylor
Senior Woman Administrator.....	Jill Shields
Sport Administrator.....	Jill Shields
Athletics Department Phone.....	(785) 532-6910
Ticket Office Phone.....	1-800-221-2287
NCAA Tournament Appearances.....	17
NCAA Tournament Record.....	15-17
Last NCAA Tournament.....	2016 (Second Round)
Conference Titles.....	1 (2003)

2018 SEASON IN REVIEW

2018 Overall Record.....	15-12 (.556)
Big 12 Record/Finish.....	5-11/8th
Final AVCA Ranking.....	NR
Postseason.....	N/A

2018 REVIEW

Results.....	43
Overall/Big 12 Stats.....	44
Match-By-Match Stats/Match Leaders.....	45
Miscellaneous Stats.....	46
Box Scores.....	47
The Last Time.....	50
Big 12 Standings/Awards.....	51
Big 12 Leaders (Overall Matches).....	52
Big 12 Leaders (Conference-Only Matches).....	53

OPPONENTS

Non-Conference Opponents.....	55
Big 12 Opponents.....	57
Big 12 Composite Schedule.....	60

PROGRAM HISTORY

Record vs. Conferences.....	63
Year-By-Year Record Breakdown.....	64
All-Time Series.....	65
Team Records.....	71
K-State Records at Home.....	72
Opponent Records vs. K-State.....	73
Specialty Records.....	74
Kill Records.....	79
Attack Records.....	81
Hitting Percentage Records.....	82
Assist Records.....	83
Dig Records.....	84
Service Ace Records.....	85
Block Records (Overall).....	86
Block Records (Rally-Scoring).....	87
Point Records.....	88
Year-By-Year Leaders.....	89
Awards and Honors.....	90
All-Americans.....	92
Postseason Box Scores.....	98
All-Time Letterwinners.....	103
All-Time Roster by Hometown & Jersey Number.....	104
All-Time Career Stats.....	105
Yearly Stats.....	111
All-Time Conference Standings.....	114
Top-25 Rankings.....	116
All-Time Results.....	117

COACHING STAFF

Head Coach.....	Suzie Fritz
Alma Mater (Year).....	Florida Atlantic ('94)
Career Record (Years).....	341-209 (18)
Record at School (Years).....	Same
Associate Head Coach.....	Jeff Grove
Alma Mater (Year).....	Azusa Pacific ('91)
Year at K-State.....	21st (18th consecutive)
Assistant Coach.....	Trent Sorensen
Alma Mater (Year).....	BYU ('08)
Year at K-State.....	5th
Director of Volleyball Operations.....	Diana Loomis
Athletic Trainer.....	Emily Trausch
Strength Coach.....	Danny Cavender
Volleyball Office Phone.....	(785) 532-5935

2019 SEASON PREVIEW

Letterwinners Returning/Lost.....	8/7
Starters Returning/Lost.....	3/4+Libero
Newcomers.....	5 (5 Freshmen)
Redshirts.....	5

CREDITS

The 2019 K-State Volleyball Media Almanac is a production of the K-State Athletics Communications Office, published by the K-State Athletics Department.

WRITTEN & DESIGNED BY: Christopher Brown, Associate Director/Athletics Communications; Ron Cook, Graphic Designer

PHOTOGRAPHY: Scott Weaver PRINTED BY: Sun Graphics, Parsons, KS.

WELCOME TO K-STATE ATHLETICS

The K-State Athletics Communications staff welcomes your interest in K-State volleyball and will make every effort to make your coverage of the Wildcats an enjoyable experience. The office maintains information on all current student-athletes, as well as historical information on previous student-athletes and the program in general. For information, interviews, photo shoots and/or file photos, please call, stop by our office, or email a request.

The K-State Athletics Communications office is located in the West Stadium Center at Bill Snyder Family Stadium. Office hours are 8 am to 5 pm, Monday through Friday.

Office Phone: (785) 532-6735
Office Fax: (785) 532-6093
Mailing Address: West Stadium Center
 1800 College Ave
 Manhattan, KS 66502
Website: www.k-statesports.com

Senior Associate AD/CommunicationsKenny Lannou

Football/Administration
 Office Phone: (785) 532-7977
 Email: klannou@kstatesports.com

Director of MBB Communications Tom Gilbert

Men's Basketball
 Office Phone: (785) 532-7979
 Email: tgilbert@kstatesports.com

Director of WBB/WSOC Communications...Randy Peterson

Women's Basketball/Women's Soccer
 Office Phone: (785) 532-7975
 Email: rpeterson@kstatesports.com

Director of FB/GOLF Communications.....Ryan Lackey

Secondary Football/Men's and Women's Golf
 Office Phone: (785) 532-7708
 Email: rlackey@kstatesports.com

Associate Director (Volleyball Contact)Chris Brown

Volleyball/Baseball
 Office Phone: (785) 532-7976
 Cell Phone: (785) 320-3090
 Email: cbrown@kstatesports.com

Assistant SID Grant Leibee

Track and Field/Rowing/Cross Country/Women's Tennis
 Office Phone: (785) 532-6735
 Email: gleibee@kstatesports.com

Director of Social Media/Digital Engagement.. Jay Moline

Administrative Assistant Mary Gorman
Director of Internet Services Kevin McCarty
Publications Coordinator Ella Henton
Creative Writing Specialist Corbin McGuire
Graphic Designer Ron Cook

Student Interns: Hunter Corneliusen, Jordan Urban, Olivia Bergmeier, Nick Yuska, Nick Friesen, Sierra Marstall, Lina Sattarin, Taylor Hartman, Maggie Hammes, Aaron Wintermote, Mattie Warner, Nate Kochuyt, Cooper Kinley

K-STATEHD.TV

K-State Athletics launched an exclusive digital, high-definition network on August 30, 2011, known as K-StateHD.TV, that provides a worldwide connection to Kansas State University and K-State Athletics. It establishes the university as an international leader in programming, accessibility and exposure.

The milestone joint project between K-State Athletics and the university maximizes the national exposure for both the university and athletics programs, and it is valuable to K-State volleyball as the site to watch select home matches.

K-STATE ON SOCIAL MEDIA

Fans and members of the media can stay in touch with K-State Athletics through various social media platforms:

Twitter: @kstatesports, @kstatevb
Instagram: kstatesports, @kstatevolleyball
Facebook: facebook.com/kstatesports
YouTube: youtube.com/kstatesports




KENNY LANNOU

SENIOR ASSOCIATE AD
 (FB/ADMINISTRATION)



TOM GILBERT

DIRECTOR
 (MBB)



RANDY PETERSON

DIRECTOR
 (WBB/WSOC)



RYAN LACKEY

DIRECTOR
 (FB/M&W GOLF)



CHRIS BROWN

ASSOCIATE DIRECTOR
 (VB/BSB)



GRAND LEBEE

ASSISTANT SID
 (T&F/ROW/XC/TEN)

AHEARN FIELD HOUSE

Ahearn Field House, the home of K-State volleyball, is located on the southwest part of the Kansas State University campus. Media members should use the southeast entrance of Ahearn Field House, where a pass list will be located for all home matches. Media seating will be available in the center-court area of the balcony at the south end.

MEDIA CREDENTIALS

All media attending K-State volleyball home matches must request access prior to attending a match. Requests, which can be made via email to the volleyball communications contact, should be received no later than two days prior to a match. Access is granted to working media only. No physical credentials are issued; a pass list with names of media members will be located inside the southeast entrance of Ahearn Field House no later than one hour prior to the match start time.

INTERVIEW POLICIES

All interviews with K-State student-athletes and coaches must be arranged through the Athletics Communications office. Please contact the communications contact for K-State volleyball to set up an interview. Home and cell phone numbers for student-athletes will not be given to the media, although student-athletes will grant phone interviews by other means.

GENERAL MEDIA INFO

Coach Suzie Fritz is available for interviews during the mornings on weekdays. Fritz will talk to reporters approximately 15 minutes after the end of each match.

Select student-athletes will be available after a match as well, following Coach Fritz's addressing of the media.

PHOTOGRAPHY

Photography access is limited to daily newspapers, wire services and special periodical publications. No flash photography is permitted and strobe use must be approved in advance. Photographers are required to stay behind the marked areas around the playing area.

PRACTICES

K-State volleyball typically practices from 2:30-4:30 pm at Ahearn Field House on weekdays. The practices are open but check in advance with the volleyball communications contact as to the team's availability because of conditioning sessions and required days off.

MEDIA COVERING K-STATE

PRINT

WIRE SERVICE

The Associated Press (Kansas City)

215 W. Pershing Road
Kansas City, MO 64108
Phone: (816) 421-4844
Fax: (816) 421-3590
Sports Editor: Dave Skretta

NEWSPAPERS

Manhattan Mercury

318 North Fifth St.
Manhattan, KS 66502
Phone: (785) 776-2300 ext. 244
Fax: (785) 776-8807
Online: www.themercury.com
Sports Editor: Ryan Black
Volleyball Beat Writer: Greg Woods

Topeka Capital-Journal

616 SE Jefferson
Topeka, KS 66607
Phone: (800) 777-7171 ext. 1159
Fax: (785) 295-1230
Online: www.cjonline.com
Sports Editor: Tim Bisel

Wichita Eagle

PO Box 820
Wichita, KS 67201
Phone: (316) 268-6251
Fax: (316) 268-6536
Online: www.kansas.com
K-State Beat Writer: Kellis Robinett

Kansas City Star

1729 Grand Blvd.
Kansas City, MO 64108
Phone: (816) 234-4355
Fax: (816) 234-4360
Online: www.kansascity.com
Sports Editor: Jeff Rosen
K-State Beat Writer: Kellis Robinett

Salina Journal

333 South Fourth Street
Salina, KS 67401
Phone: (785) 823-6363
Fax: (785) 827-6060
Online: www.salina.com
Sports Editor: Bob Davidson
K-State Beat Writer: Arne Green

Hutchinson News

PO Box 190
Hutchinson, KS 67504
Phone: (800) 766-5742
Fax: (620) 662-4186
Online: www.hutchnews.com
Sports Writer: Kelton Brooks

K-State Collegian

Kedzie Hall
Manhattan, KS 66506
Phone: (785) 532-6556
Fax: (785) 532-6456
Online: www.kstatecollegian.com
Sports Editor: Molly Hackett

SPECIALTY PUBLICATIONS

Powercat Illustrated/GoPowercat.com (24/7)

1125 Moro
Manhattan, KS 66502
Phone: (785) 539-8041
Fax: (785) 539-8067
Online: www.gopowercat.com
Publisher: Tim Fitzgerald
Associate Publisher/Editor: Becky Fitzgerald
Assistant Editor: Scott Fritchen
Managing Editor: Jason Walker
Beat Writers: Riley Gates

TELEVISION

WORLDWIDE

K-StateHD.TV

1800 College Avenue
Manhattan, KS 66502
Phone: (785) 532-5180
Online: www.k-statehd.tv
Director: Brian Smoller
Producer/Director: Andy Liebsch
Video Producers: Preston Koerner, Cody Isern

TOPEKA

KSNT-Kansas First News (NBC Affiliate Channel 27)

Box 2700
Topeka, KS 66601
Phone: (785) 582-4000/(785) 582-3230
Fax: (785) 582-5283
Online: www.ksnt.com
Sports Director/Anchor: Pete Francis
Sports Reporter: Sully Engels

KTKA-Kansas First News (ABC Affiliate Channel 49)

Box 2700
Topeka, KS 66601
Phone: (785) 582-4000/(785) 582-3230
Fax: (785) 582-5283
Online: www.ksnt.com
Sports Director/Anchor: Pete Francis
Sports Reporter: Sully Engels

WIBW (CBS Affiliate Channel 13)

631 SW Commerce Place
Topeka, KS 66615
Phone: (785) 272-6397/(785) 272-7030
Fax: (785) 272-1363
Online: www.wibw.com
Sports Director: Tyler Greever
Sports Reporter: Mitchel Summers

KANSAS CITY

KMBC (ABC Affiliate Channel 9)

6455 Winchester Avenue
Kansas City, MO 64133
Phone: (816) 221-9999/(816) 760-9343
Fax: (816) 421-4163
Online: www.kmbc.com
Sports Director: Len Jennings
Reporters: Len Dawson, Karen Kornacki

KSHB (NBC Affiliate Channel 41)

4720 Oak Street
Kansas City, MO 64112
Phone: (816) 932-4141/(816) 932-0717
Fax: (816) 932-4201
Online: www.kshb.com
Sports Director: Mick Shaffer
Reporters: Dee Jackson, Ryan Marshall

WDAF (Fox Affiliate Channel 4)

Signal Hill, 3030 Summit
Kansas City, MO 64108
Phone: (816) 753-4567/(816) 932-9212
Fax: (816) 561-4184
Online: www.fox4kc.com
Reporters: Rob Collins, Harold Kuntz

Time Warner Sports Channel (Kansas City)

6550 Winchester Avenue
Kansas City, MO 64133
Phone: (816) 222-5500
Fax: (816) 358-5479
Online: www.myspectrumsports.com
Sports Director: Shawn Beldin

WICHITA

KAKE (ABC Affiliate Channel 10)

1500 N. West Street
Wichita, KS 67203
Phone: (316) 943-4221/(316) 946-1397
Fax: (316) 943-5374
Online: www.kake.com
Sports Director: Chris Lilly
Reporter: Scott Braswell

KSN (NBC Affiliate Channel 3)

833 N. Main Street
Wichita, KS 67203
Phone: (316) 265-3333/(316) 292-1111
Fax: (316) 292-1195
Online: www.ksn.com
Sports Director: Chris Arnold
Reporter: Kendra Douglas

KWCH (CBS Affiliate Channel 12)

2815 E. 37th Street
Wichita, KS 67219
Phone: (316) 838-1212/(316) 831-6140
Fax: (316) 831-6180
Online: www.kwch.com
Reporters: Jacob Albracht, Braxton Jones, Ellen Turhune

RADIO

K-State Sports Network

1800 College Avenue
Manhattan, KS 66502
Phone: (785) 532-1000
Fax: (785) 532-2004
General Manager: Ben Boyle

KMAN/K-ROCK (1350 KMAN/101.5 FM)

2414 Casement Road
Manhattan, KS 66502
Phone: (785) 776-1350
Fax: (785) 539-1000
Online: www.1350kman.com
Program Director: Dave Lewis
Sports Director: John Kurtz

KQLA/KJCK (103.5 FM/94.5 FM)

PO Box 789
Junction City, KS 66441
Phone: (785) 587-0103/(785) 762-5525
Fax: (785) 762-5387
Online: www.kqla.com/www.kjck.com
Program Director: Jerry Brecheisen
News Director: Dewey Terrill

KCSP (610 AM)

4935 Belinder Road
Westwood, KS 66205
Phone: (913) 677-8998
Fax: (913) 677-8080
Online: www.610sports.com
Program Director: John Hanson

KGSO (1410 AM)

1632 South Maize Road
Wichita, KS 67209
Phone: (316) 721-4407
Fax: (316) 721-8276
Sports Director: Chris Solwecki

KSAL (1150 AM)

Box 80
Salina, KS 67402
Phone: (785) 823-1111
Fax: (785) 823-2034
Online: www.ksalink.com
Sports Director: Pay Strathman

WHB (810 AM)

6721 W. 121st Street
Overland Park, KS 66209
Phone: (913) 344-1500
Fax: (913) 344-1599
Online: www.810whb.com
VP-Sports Operations: Todd Leabo

WIBW (580 AM)

Box 1818
Topeka, KS 66601
Phone: (785) 272-3456
Fax: (785) 228-7282
Online: www.580wibw.com
Sports Director: Jake Lebahn
Reporters: Alex Gold, Pat Strathman

LODGING

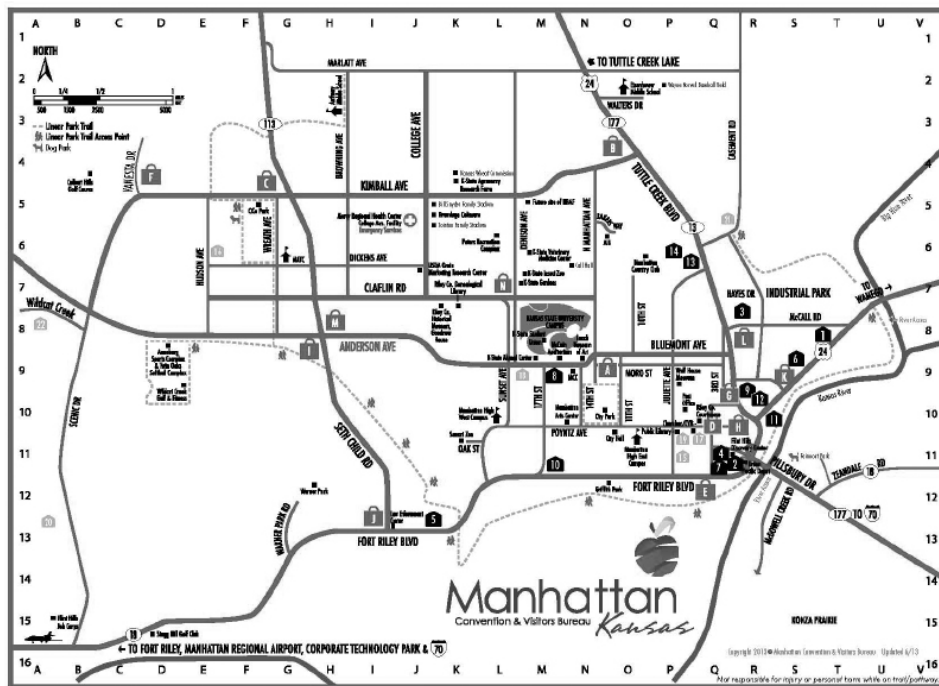
Bluemont Hotel	
1212 Bluemont Ave.....	(785) 473-7091
Candlewood Inn & Suites	
210 Blue Earth Place.....	(785) 320-7995
Comfort Inn	
150 E. Poyntz Ave.....	(785) 770-8000
Comfort Suites	
1020 Hostetler Dr.....	(785) 539-9449
Courtyard by Marriott - Junction City	
310 Hammons.....	(785) 210-1500
Days Inn	
1501 Tuttle Creek Blvd.....	(785) 539-5391
Fairfield Inn by Marriott	
300 Colorado St.....	(785) 539-2400
Four Points by Sheraton	
530 Richards Dr.....	(785) 539-5311
Guest Haus Bed & Breakfast	
1724 Sheffield Circle.....	(785) 776-6543
Hampton Inn	
501 E. Poyntz.....	(785) 539-5000
Hilton Garden Inn	
410 S. 3rd St.....	(785) 532-9116
Holiday Inn at the Campus	
17th & Anderson.....	(785) 539-7531
Motel 6	
510 Tuttle Creek Blvd.....	(785) 537-1022
Parkwood Inn and Suites	
505 17th St.....	(785) 320-5440
Super 8	
200 Tuttle Creek Blvd.....	(785) 537-8468

TRANSPORTATION

Black Car Airport Sedan & SUV	
Manhattan.....	(785) 410-8483
Manhattan Airport	
5500 Fort Riley Blvd.....	(785) 587-4567
Avis Rent-A-Car	
5500 Fort Riley Blvd.....	(785) 539-0900
Enterprise Rent-A-Car	
4810 Skyway Dr.....	(785) 537-6000
Hertz Rent-A-Car	
5500 Fort Riley Blvd.....	(785) 539-0261
National Car Rental	
5500 Fort Riley Blvd.....	(785) 539-8814

RESTAURANTS

Applebee's Bar & Grill	
Manhattan Town Center.....	(785) 537-0408
Bourbon and Baker	
312 Poyntz Ave.....	(785) 320-4959
Buffalo Wild Wings Grill & Bar	
1231 Moro.....	(785) 323-9464
Carlos O'Kelly's Mexican Cafe	
622 Tuttle Creek Blvd.....	(785) 537-4688
Chilli's Bar & Grill	
213 Fort Riley Blvd.....	(785) 537-1250
Chipotle Mexican Grill	
606 N. Manhattan.....	(785) 587-8052
CoCo Bolo's	
1227 Bluemont Ave.....	(785) 537-4700
Cox Bros. BBQ	
223 McCall Rd.....	(785) 539-0770
Early Edition (Breakfast)	
3210 Kimball Rd.....	(785) 539-3255
Famous Dave's BBQ	
910 Commons Place.....	(785) 537-2401
Goodcents Deli Fresh Subs	
1317 Anderson Ave.....	(785) 539-1900
Harry's Uptown	
418 Poyntz Ave.....	(785) 537-1300
Hibachi Hut	
429 Poyntz Ave.....	(785) 320-5757
Keltic Star	
1215 Moro.....	(785) 320-7456
Little Apple Brewing Company	
Westloop Shopping Center.....	(785) 539-5500
Longhorn Steakhouse	
505 Tuttle Creek Blvd.....	(785) 532-9061
McAlister's Deli	
421 Tuttle Creek Blvd.....	(785) 539-0610
Old Chicago	
2001 Clock Tower Place.....	(785) 537-3322
Olive Garden	
715 Tuttle Creek Blvd.....	(785) 537-2445
Panera Bread	
315 Southwind Place.....	(785) 539-7500
Powercat Sports Grill	
3011 Anderson Ave.....	(785) 320-4662
Rambler's Steakhouse	
8711 E. Highway 24.....	(785) 539-4989
Rock-A-Belly Bar & Deli	
718 N. Manhattan Ave.....	(785) 539-8033
So Long Saloon	
1130 Moro.....	(785) 537-9292
Taco Lucha	
1130 Moro.....	(785) 320-5255
The Chef (Breakfast)	
111 S. 4th St.....	(785) 537-4100



PLACES OF NOTE IN MANHATTAN

Hotels: 1. Best Western; 2. Candlewood Suites; 3. Comfort Suites; 4. Fairfield Inn; 5. Four Points by Sheraton; 6. Hampton Inn; 7. Hilton Garden Inn & Suites; 8. Holiday Inn at the Campus; 9. Motel 6; 10. Parkwood Inn & Suites; 11. Quality Inn & Suites; 12. Super 8; 13. America's Best Value Inn; 14. Regency Inn.

Shopping Centers: A. Aggieville; B. Blue Hills; C. Candlewood; D. Downtown Manhattan; E. Fort Riley Blvd.; F. Grand Mere Village; G. Manhattan Marketplace; H. Manhattan Town Center; I. Plaza West; J. Seth Child Commons; K. Town East; L. Wal-Mart Center; M. Westloop; N. Wildcat Landing



DIRECTIONS TO AHEARN FIELD HOUSE

From the West (Manhattan Airport)

Take Kansas Highway 18 East into Manhattan. Turn left onto Yuma St. Continue onto 17th St. Ahearn Field House will be on your left as you enter the Kansas State campus (after the intersection of Anderson Ave and 17th St.).

From the East (Kansas City)

Exit I-70 at Highway 177 (exit 313) and head North on 177 until reaching Manhattan. Take the KS-18/KS-177 ramp to Ft. Riley Blvd/Tuttle Creek Blvd. Turn right onto KS-177 S/KS-18 W (Fort Riley Blvd). Turn right onto Yuma St. Continue onto S. 17th St. Ahearn Field House will be on your left as you enter the Kansas State campus (after the intersection of Anderson Ave and 17th St.).



20 | MCKENZI WEBER

4 | SARAH DIXON



PRESEASON INFO



2019 OUTLOOK

2019 K - STATE ROSTER (BY POSITION)

OUTSIDES	OPPOSITES	MIDDLES	SETTERS	DS/LIBEROS
BONDE CARLSON A. DIXON HEYNE	MUTIRI*	ARCHIBONG HOLLYWOOD VERNON WILLIAMS*	ADAMS-KAONOH S. DIXON* K. SMITH	HINKLE KUCK J. SMITH WEBER

*STARTER IN 2018

14 **MOST SINCE** **2014**

UNDERCLASSMEN

K-State has 14 freshmen and sophomore (including redshirts) on its roster - the highest total since 2014 and tied for second-most in the Fritz era (15 in 2010). The 709 career sets played among returners are the fewest since 2009 (537).

%RETURNING

Kills > 43.4% | **Digs** > 39.2% | **Assists*** > 90.8% | **Blocks** > 76.2%
Aces > 32.5% | **Points** > 42.1% | **Sets Played*** > 42.3%

*Denotes leader in category returns

2019 BIG 12 PRESEASON TEAM

NAME, SCHOOL	POS	HT	CL
Yossiana Pressley, Baylor	OH	6-0	Jr.
Shelly Stafford, Baylor	MB	6-2	Sr.
Elanor Holthaus, Iowa State	RS	6-1	So.
Zoe Hill, Kansas	MB	5-11	Sr.
Rachel Langs, Kansas	MB	6-3	So.
Gloria Mutiri, K-State	OPP	6-2	So.
Keyton Kinley, Oklahoma	DS/L	5-5	Jr.
Kylee McLaughlin, Oklahoma	S	5-10	Jr.
elan McCall, TCU	OH	6-0	So.
Brionne Butler, Texas	MB	6-4	So.
Logan Eggleston, Texas	OH	6-2	So.
Micaya White, Texas	OH	6-1	Sr.
Emily Hill, Texas Tech	OH	6-1	Sr.
Brooke Kanas, Texas Tech	OH/RS	6-2	So.

2019 BIG 12 PRESEASON AWARDS

Player of the Year: Micaya White, Texas (OH, Sr.)
Freshman of the Year: Audrey Nalls, TCU/Skylar Fields, Texas

2019 BIG 12 PRESEASON COACHES POLL

RK	TEAM (First-Place Votes)	Points
1.	Texas (8)	64
2.	Baylor (1)	57
3.	TCU	42
4.	Iowa State	40
5.	K-State	34
6.	Oklahoma	33
7.	Kansas	31
8.	Texas Tech	14
9.	West Virginia	9

#5 K-State was picked fifth in the Big 12 Preseason Coaches' Poll for the third straight season and fifth time in the last six years.

FRITZ 19TH SEASON

Head coach Suzie Fritz returns for her 19th season leading K-State. The Wildcats' winningest coach is third in Big 12 history with 341 career victories

CAREER & SCHOOL RECORD: 341-209 (.620)

COACHES & STAFF

Jeff Grove Associate Head Coach (21st year)
Trent Sorensen Assistant Head Coach (5th year)
Emily Trausch Athletic Trainer (6th year)
Danny Cavender Strength Coach (12th year)
Diana Loomis Director of Operations (21st year)

PROGRAM HISTORY

First Season of Volleyball	1974
All-Time Record	826-643-12
All-Time Conference	272-298
All-Time Big 12	234-178
NCAA Tournament Appearances	17
NCAA Tournament Record	15-17
Last NCAA Tournament	2016
Conference Titles	1 (2003)
Arena	Ahearn Field House
Year Opened	1950
Capacity	5,000
All-Time Record	362-179-5

ALL-AMERICANS

>> Redshirt senior setter Sarah Dixon and sophomore opposite Gloria Mutiri are coming off AVCA All-America Honorable Mention campaigns in 2018. The duo is just the second set of returning All-American teammates in program history (Katie Brand and Kylee Zumach in 2014).

THE GLO SHOW

>> Gloria Mutiri is the Cats' top returner with 271 kills. In her All-Big 12 freshman campaign, Mutiri played six rotations as an opposite and tallied 67 blocks and 192 digs, ranking first and second among returners, respectively.

PEY DAY


>> Redshirt junior middle blocker Peyton Williams has led the Wildcats in hitting efficiency each of the last two seasons, as her career mark of .315 currently ranks fifth in program history in the rally-scoring era (since 2001). Williams is the first Wildcat to lead the team and hit over .300 in consecutive seasons since Kaitlynn Pelger did so in 2011-12.

POSTSEASON

>> K-State missed the NCAA Tournament for the second straight season in 2018 - marking just the second time missing out on the postseason in consecutive seasons since 1996 (2009-10).

MILESTONE WATCH

Player	Next Milestone	Current Total
17 Brynn Carlson	200 kills	177
4 Sarah Dixon	2,000 assists	1,839
4 Sarah Dixon	500 digs	472
10 Brooke Heyne	100 digs	71
18 Gloria Mutiri	300 kills	287
18 Gloria Mutiri	200 digs	192
11 Peyton Williams	400 kills	332
11 Peyton Williams	150 blocks	137



K-State embarked on a 10-day foreign tour of Brazil from May 28-June 8. There, the Wildcats trained with the Brazilian U20 National Team at the Olympic Training center in Siqueira for three days before traveling to Rio de Janeiro and Sao Paulo to compete against professional club teams.

In addition to the Brazil U20 National Team, the Cats scrimmaged against Fluminense, Pinheiros and Sao Caetano.

K-State freshman outside hitter Anna Dixon competed with USA Volleyball's Women's Junior National Team at the 2019 FIVB Women's U20 World Championship in Leon Guanajuato & Aguascalientes, Mexico, July 12-21.

Redshirt sophomore Brynn Carlson, sophomore Gloria Mutiri and freshman Teana Adams-Kaonohi were each selected to the U.S. Women's Collegiate National Team-Anaheim roster and trained from June 23-29 in Anaheim, California.

2019 OPPONENTS

Team	2018 Record	Final RPI
N.C. State	15-13	85
Austin Peay	27-5	67
Maryland	18-14	56
Clemson	17-14	114
Omaha	17-12	165
Central Arkansas	26-6	103
Missouri State	17-15	115
Weber State	18-10	133
Dayton*	23-7	28
North Texas	17-16	124
Ohio	13-18	189
New Mexico	15-15	145
Texas*	20-4	3
Oklahoma	17-11	66
West Virginia	11-19	152
TCU	15-12	77
Texas Tech	17-13	74
Iowa State	16-13	60
KU	15-12	48
Baylor*	19-8	17
COMBINED: 353-237 (.598)		AVG: 91

*NCAA Tournament team in 2018
(4 combined tourney wins)

Baylor
Dayton
Texas

3

K-State's 2019 schedule features three teams (five total matches) that made the NCAA Tournament a year ago.

2 5. Texas
24. Baylor

K-State's 2019 schedule features two teams that finished 2018 in the AVCA Coaches Top-25 Poll.



USAVolleyball

DATE	DAY	OPPONENT	LOCATION	TIME (CT)
August 24	Saturday	MISSOURI (Exh.)	AHEARN FIELD HOUSE	3 pm

Wolfpack Invitational

August 30		at N.C. State	Raleigh, N.C.	6 pm
August 31		vs. Austin Peay	Raleigh, N.C.	10 am
August 31		vs. Maryland	Raleigh, N.C.	6 pm

K-State Invitational

September 5	Thursday	CLEMSON	BRAMLAGE COLISEUM	6 pm
September 6	Friday	OMAHA	BRAMLAGE COLISEUM	7:30 pm
September 7	Saturday	CENTRAL ARKANSAS	BRAMLAGE COLISEUM	5 pm

MSU Fall Invitational

September 12	Thursday	at Missouri State	Springfield, Mo.	6 pm
September 13	Friday	vs. Weber State	Springfield, Mo.	12 pm
September 13	Friday	vs. Dayton	Springfield, Mo.	7 pm

North Texas Challenge

September 19	Thursday	at North Texas	Denton, Texas	7 pm
September 20	Friday	vs. Ohio	Denton, Texas	3:30 pm
September 21	Saturday	vs. New Mexico	Denton, Texas	10:30 am

September 28	Saturday	at TCU*	Fort Worth, Texas	TBA
October 2	Wednesday	TEXAS TECH*	AHEARN FIELD HOUSE	6:30 pm
October 5	Saturday	at Baylor*	Waco, Texas	2 pm
October 9	Wednesday	TEXAS*	AHEARN FIELD HOUSE	7 pm
October 12	Saturday	WEST VIRGINIA*	AHEARN FIELD HOUSE	1 pm
October 16	Wednesday	at Oklahoma*	Norman, Okla.	7 pm
October 23	Wednesday	KU*	AHEARN FIELD HOUSE	6 pm
October 26	Saturday	at Iowa State*	Ames, Iowa	TBA
October 30	Wednesday	at West Virginia*	Morgantown, W.Va.	5 pm
November 2	Saturday	TCU*	AHEARN FIELD HOUSE	6:30 pm
November 9	Saturday	IOWA STATE*	AHEARN FIELD HOUSE	6:30 pm
November 13	Wednesday	at Texas*	Austin, Texas	7 pm
November 16	Saturday	at KU*	Lawrence, Kan.	6:30 pm
November 20	Wednesday	OKLAHOMA*	AHEARN FIELD HOUSE	6:30 pm
November 23	Saturday	BAYLOR*	AHEARN FIELD HOUSE	6:30 pm
November 30	Saturday	at Texas Tech*	Lubbock, Texas	1 pm

*Big 12 Match

Dates/times subject to change

December 5-7	NCAA Tournament First/Second Rounds
December 12-14	NCAA Tournament Regionals
December 19-21	NCAA Tournament Championship (PPG Paints Arena - Pittsburgh, Pa.)

SCHEDULE BREAKDOWN

LOCATION	STATE	MONTH	CONFERENCE
Home: 11	Kansas: 12	August: 3	Non-conference: 12
Road: 11	Texas: 7	September: 10	ACC: 2
Neutral: 6	Missouri: 3	October: 8	Atlantic 10: 1
	North Carolina: 3	November: 7	Big Sky: 1
	Iowa: 1		Big Ten: 1
	Oklahoma: 1		C-USA: 1
	West Virginia: 1		MAC: 1
			Missouri Valley: 1
			Mountain West: 1
			Ohio Valley: 1
			Southland: 1
			Summit League: 1
			Big 12 Conference: 16

2019 ROSTER

#	NAME	HT	POS	YR-EXP	HOMETOWN (LAST SCHOOL)
1	Tēana Adams-Kaonohi	6-1	S	FR-HS	Honolulu, Hawaii (Punahou School)
3	Anna Dixon	6-2	OH	FR-HS	Louisburg, Kan. (Louisburg HS)
4	Sarah Dixon	5-9	S	SR (RS)-TR-2L	Chino Hills, Calif. (Arizona)
5	Kayley Hollywood	6-5	MB	FR (RS)-HS	Sugar Land, Texas (Fort Bend Austin HS)
6	Jacque Smith	5-7	DS/L	SO (RS)-1L	Kansas City, Mo. (St. Teresa's Academy)
7	Faith Hammontree	6-5	MB	FR-HS	Shawnee, Kan. (De Soto HS)
8	Kenzie Smith	5-9	S/DS	FR (RS)-HS	Manhattan, Kan. (Manhattan HS)
9	Abigail Archibong	6-1	OH/MB	FR (RS)-HS	Shawnee, Kan. (Mill Valley HS)
10	Brooke Heyne	5-11	OH	SO (RS)-HS	Omaha, Neb. (Skutt Catholic HS)
11	Peyton Williams	6-4	MB	JR (RS)-1L	Topeka, Kan. (Cair Paravel Latin School)
12	Loren Hinkle	5-9	DS/L	FR-HS	Shawnee, Kan. (De Soto HS)
14	Megan Vernon	6-2	MB	SO (RS)-HS	Mississauga, Ontario, Canada (St. Joan of Arc Catholic)
15	Holly Bonde	6-2	OH/OPP	FR (RS)-HS	Minooka, Ill. (Minooka Community HS)
16	Dru Kuck	5-5	DS/L	FR-HS	Sheboygan, Wis. (Sheboygan North HS)
17	Brynn Carlson	6-4	OH	SO (RS)-2L	Woodbury, Minn. (Cretin-Derham Hall HS)
18	Gloria Mutiri	6-2	OPP	SO-1L	Sand Springs, Okla. (Charles Page HS)
20	Mckenzi Weber	5-7	DS/L	JR-2L	Overland Park, Kan. (Bishop Miege HS)

Head Coach:	Suzie Fritz (Florida Atlantic, '94) - 19th season
Associate Head Coach:	Jeff Grove (Azusa Pacific, '91) - 21st season
Assistant Head Coach:	Trent Sorensen (BYU, '08) - 5th season
Athletic Trainer:	Emily Trausch (Nebraska Wesleyan, '10) - 6th season
Director of Operations:	Diana Loomis (Manhattan Christian College, '03) - 21st season

ROSTER BREAKDOWN

ALPHABETICAL

Adams-Kaonohi, Tēana (#1)
 Archibong, Abigail (#9)
 Bonde, Holly (#15)
 Carlson, Brynn (#17)
 Dixon, Anna (#3)
 Dixon, Sarah (#4)
 Hammontree, Faith (#7)
 Heyne, Brooke (#10)
 Hinkle, Loren (#12)
 Hollywood, Kayley (#5)
 Kuck, Dru (#16)
 Mutiri, Gloria (#18)
 Smith, Jacque (#6)
 Smith, Kenzie (#8)
 Vernon, Megan (#14)
 Weber, Mckenzi (#20)
 Williams, Peyton (#11)

BY CLASS

FRESHMEN: 9

Tēana Adams-Kaonohi (#1)
 Abigail Archibong (#9)
 Holly Bonde (#15)
 Anna Dixon (#3)
 Faith Hammontree (#7)
 Loren Hinkle (#12)
 Kayley Hollywood (#5)
 Dru Kuck (#16)
 Kenzie Smith (#8)

SOPHOMORES: 5

Brynn Carlson (#17)
 Brooke Heyne (#10)
 Gloria Mutiri (#18)
 Jacque Smith (#6)
 Megan Vernon (#14)

JUNIORS: 1

Peyton Williams (#11)

SENIORS: 2

Sarah Dixon (#4)
 Mckenzi Weber (#20)

BY STATE/COUNTRY

CALIFORNIA: 1

Sarah Dixon (#4)

CANADA: 1

Megan Vernon (#14)

HAWAII: 1

Tēana Adams-Kaonohi (#1)

ILLINOIS: 1

Holly Bonde (#15)

KANSAS: 7

Abigail Archibong (#9)
 Anna Dixon (#3)
 Faith Hammontree (#7)
 Loren Hinkle (#12)
 Kenzie Smith (#8)
 Mckenzi Weber (#20)
 Peyton Williams (#11)

MINNESOTA: 1

Brynn Carlson (#17)

MISSOURI: 1

Jacque Smith (#6)

NEBRASKA: 1

Brooke Heyne (#10)

OKLAHOMA: 1

Gloria Mutiri (#18)

TEXAS: 1

Kayley Hollywood (#5)

WISCONSIN: 1

Dru Kuck (#16)

LETTERWINNERS RETURNING (8)

NAME	POS	HT	CL	2018 STATS
Brynn Carlson	OH	6-4	RS-SO	1.38 KPS (redshirt)
Sarah Dixon*	S	5-9	RS-SR	11.21 APS, 2.37 DPS, 20 aces
Brooke Heyne	OH	5-11	RS-SO	2.67 KPS, .230%
Gloria Mutiri*	OPP	6-2	SO	2.77 KPS, .263%, 1.96 DPS
Jacque Smith	DS/L	5-7	SO-RS	0.81 DPS
Megan Vernon	MB	6-2	SO-RS	1 kill
Mckenzi Weber	DS/L	5-7	SR	0.71 DPS
Peyton Williams*	MB	6-4	RS-JR	1.88 KPS, .325%, 0.65 BPS

LETTERWINNERS LOST (7)

NAME	POS	HT	CL	2018 STATS
Devan Fairfield*	DS/L	5-7	SR	3.76 DPS, 4 aces
Macy Flowers*	MB	6-3	SR	1.48 KPS, .244%, 1.37 BPS
Zsafia Gyimes	MB	6-1	SR	31 aces
Reilly Killeen*	DS/L	5-4	SR	1.58, DPS, 11 aces
Elle Sandbothe*	MB	6-0	SR	2.04 KPS, .284%, 0.94 BPS
Alyssa Schultejans	OH	6-3	SR	2.14 KPS, .190%
Kylee Zumach*	OH	6-4	SR	3.45 KPS, .236%, 2.66 DPS

REDSHIRTS (4)

NAME	POS	HT	CL	LAST SCHOOL
Abigail Archibong	OH/MB	6-1	FR	Mill Valley HS
Holly Bonde	OH	6-2	FR	Minooka Community HS
Kayley Hollywood	MB	6-5	FR	Fort Bend Austin HS
Kenzie Smith	S/DS	5-9	FR	Manhattan HS

NEWCOMERS (5)

NAME	POS	HT	CL	LAST SCHOOL
Tēana Adams-Kaonohi	S	6-1	FR	Punahou School
Anna Dixon	OH	6-2	FR	Louisburg HS
Faith Hammontree	MB	6-5	FR	De Soto HS
Loren Hinkle	DS/L	5-9	FR	De Soto HS
Dru Kuck	DS/L	5-5	FR	Sheboygan North HS

*Started in more than half of the matches in 2018

PRONUNCIATION GUIDE

TĒANA ADAMS-KAONOHİ	Dru KUCK
TAY-ahna KAH-oh-no-hee	COOK
HOLLY BONDE	GLORIA MUTIRI
BON-DAY	moo-TIER-ee
Brooke HEYNE	MCKENZİ WEBER
HEY-KNEE	WEBBER

2019 TV/RADIO ROSTER

1



TEANA ADAMS-KAONOH
S > 6-1 > FR
HONOLULU, HAWAII

3



ANNA DIXON
OH > 6-3 > FR
LOUISBURG, KAN.

4



SARAH DIXON
S > 5-9 > SR (RS)
CHINO HILLS, CALIF.

5



KAYLEY HOLLYWOOD
MB > 6-5 > FR (RS)
SUGAR LAND, TEXAS

6



JACQUE SMITH
DS/L > 5-7 > SO (RS)
KANSAS CITY, MO.

7



FAITH HAMMONTREE
MB > 6-5 > FR
SHAWNEE, KAN.

8



KENZIE SMITH
S > 5-9 > FR (RS)
MANHATTAN, KAN.

9



ABIGAIL ARCHIBONG
MB/OH > 6-1 > FR (RS)
SHAWNEE, KAN.

10



BROOKE HEYNE
OH > 5-11 > SO (RS)
OMAHA, NEB.

11



PEYTON WILLIAMS
MB > 6-4 > JR (RS)
TOPEKA, KAN.

12



LOREN HINKLE
DS/L > 5-9 > FR
SHAWNEE, KAN.

14



MEGAN VERNON
MB > 6-2 > SO (RS)
MISSISSAUGA, ONTARIO, CANADA

15



HOLLY BONDE
OPP/OH > 6-2 > FR (RS)
MINOOKA, ILL.

16



DRU KUCK
DS/L > 5-5 > FR
SHEBOYGAN, WIS.

17



BRYNN CARLSON
OH > 6-4 > SO (RS)
WOODBURY, MINN.

18



GLORIA MUTIRI
OPP > 6-0 > SO
SAND SPRINGS, OKLA.

20



MCKENZIE WEBER
DS/L > 5-7 > SR
OVERLAND PARK, KAN.

COACHING STAFF



SUZIE FRITZ
HEAD COACH
19TH SEASON



JEFF GROVE
ASSOCIATE HEAD COACH
21ST SEASON



TRENT SORENSEN
ASSISTANT HEAD COACH
5TH SEASON



10 | BROOKE HEYNE

11 | PEYTON WILLIAMS

18 | GLORIA MUTIRI



2019 WILDCATS



TĒANA ADAMS-KAONOHI

S

>>FR >> 6-1

>>HONOLULU, HAWAII

>>PUNAHOU SCHOOL



1



CAREER HONORS

Big 12 Commissioner's Honor Roll (Spring 2019)

USA VOLLEYBALL

Earned a spot on USA Volleyball's Collegiate National Team-Anaheim roster and trained in Anaheim, California.

HIGH SCHOOL

Adams-Kaonohi was a three-year letterwinner at Punahou School in Honolulu, Hawai'i, and played club volleyball for Rainbows VBC ... A captain her senior season for the Buff 'n Blue, she was named a 2018 Senior Ace by PrepVolleyball.com as one of the top 150 recruits in the nation while twice being named All-State Fab 15 list ... She led her high school and club teams to multiple tournament titles, including a Junior Prep Sports Under-18 tournament championship as a sophomore and Power League Under-18 championship in 2017 ... Graduated high school early and joined the K-State volleyball program in January 2019.

PERSONAL

Born on December 3, 2000 in Waimanalo, Hawai'i ... Volunteered at Manoa Senior Care Center and enjoys surfing, painting and cooking ... Daughter of Gideon Kaonohi and Angela Adams ... Credits her parents as the biggest influence in her life ... Biology major and wants to be a dentist.



ABIGAIL ARCHIBONG

MB/OH

>> FR (RS) >> 6-1
>> SHAWNEE, KAN.
>> MILL VALLEY HS



9



CAREER HONORS

Big 12 Commissioner's Honor Roll (Fall 2018)
Big 12 Commissioner's Honor Roll (Spring 2019)

2018 (FRESHMAN)

Did not appear in a match (redshirt).

HIGH SCHOOL

Attended Mill Valley High School in Shawnee, Kansas ... Was a three-year varsity letterwinner in volleyball while at Mill Valley and also lettered in track and field ... Led Mill Valley to semifinal round of the substate tournament in Pittsburg, Kansas, her senior season ... She was voted Offensive Player of the Year and Best Teammate on her squad while also receiving an all-conference academic honorable mention honor ... Played club volleyball for Club North ... Graduated early and joined the K-State program in the spring of 2018.

PERSONAL

Born on July 7, 2000 in Shawnee, Kansas ... Parents are Godfrey and Christiana Archibong ... Has four siblings, two brothers and two sisters ... Involved in journalism, psychology club and Spanish National Honors Society in high school ... Credits her parents as having the biggest influence in her life ... Wants to become a family practitioner or dermatologist ... Life Sciences major.

2018 SEASON HIGHS

Kills: -- --
Att %: -- --
Blocks: -- --
Aces: -- --
Points: -- --

CAREER HIGHS

Kills: -- --
Att %: -- --
Blocks: -- --
Aces: -- --
Points: -- --

BIG 12 HIGHS

Kills: -- --
Att %: -- --
Blocks: -- --
Aces: -- --
Points: -- --

MISCELLANEOUS

	'18	Total
5+ Kills	0	0
5+ Blocks	0	0
.300+ Hitting %	0	0
.400+ Hitting %	0	0
2+ Aces	0	0

2018 MATCH BY MATCH

Date	Opponent	SP	K	E	TA	Pct	A	SA	SE	RE	DIG	BS	BA	BE	Tot	BHE	PTS
Aug 25	at Hawai'i				DNP												
Aug 26	at Hawai'i				DNP												
Aug 31	vs Marquette				DNP												
Sep 1	at Saint Louis				DNP												
Sep 1	vs. Western Ky.				DNP												
Sep 4	MISSOURI STATE				DNP												
Sep 7	NORTH TEXAS				DNP												
Sep 7	OREGON STATE				DNP												
Sep 8	OMAHA				DNP												
Sep 11	at UMKC				DNP												
Sep 14	vs Green Bay				DNP												
Sep 15	at #7 Minnesota				CANCELLED												
Sep 19	#5 TEXAS*				DNP												
Sep 21	at Oklahoma*				DNP												
Sep 26	at West Virginia*				DNP												
Sep 29	TCU*				DNP												
Oct 3	at Texas Tech*				DNP												
Oct 10	IOWA STATE*				DNP												
Oct 17	#22 KU*				DNP												
Oct 20	at #24 Baylor*				DNP												
Oct 24	OKLAHOMA*				DNP												
Oct 26	at Iowa State*				DNP												
Nov 3	WEST VIRGINIA*				DNP												
Nov 7	at #5 Texas*				DNP												
Nov 10	BAYLOR*				DNP												
Nov 14	at KU*				DNP												
Nov 17	TEXAS TECH*				DNP												
Nov 21	at TCU*				DNP												
Totals			--	--	--	--	--	--	--	--	--	--	--	--	--	--	--

OVERALL CAREER

Season	SP	MP	K	K/S	E	TA	Pct	A	A/S	SA	SA/S	SE	DIG	D/S	RE	BS	BA	TB	B/S	BE	BHE	PTS	PTS/S
2018																							
TOTAL																							

BIG 12 CAREER

Season	SP	MP	K	K/S	E	TA	Pct	A	A/S	SA	SA/S	SE	DIG	D/S	RE	BS	BA	TB	B/S	BE	BHE	PTS	PTS/S
2018																							
TOTAL																							



HOLLY BONDE

OH/OPP

>> FR (RS) >> 6-2
>> MINOOKA, ILL.
>> MINOOKA COMMUNITY HS



15



CAREER HONORS

Big 12 Commissioner's Honor Roll (Fall 2018)

2018 (FRESHMAN)

Did not appear in a match (redshirt).

HIGH SCHOOL

Attended Minooka Community High School in Minooka, Illinois ... Led her squad to back-to-back runner-up finishes at the Illinois High School Association State Tournament after becoming sectional, regional and super-sectional champions ... All-State Honorable Mention ... Selected Plainfield North All-Tournament, all-area and all-conference ... Averaged over 3.00 kills per set while hitting over .450 her senior season ... Accumulated over 600 kills, 470 digs, 330 blocks and 60 aces in her career ... Member of National Honors Society.

PERSONAL

Parents are Sven and Pam Bonde ... Has two sisters, Heather and Heidi, and one brother, Sven ... Credits her parents as being the biggest influence in her life ... Open option major.

2018 SEASON HIGHS

Kills: -- --
Att %: -- --
Blocks: -- --
Aces: -- --
Points: -- --

CAREER HIGHS

Kills: -- --
Att %: -- --
Blocks: -- --
Aces: -- --
Points: -- --

BIG 12 HIGHS

Kills: -- --
Att %: -- --
Blocks: -- --
Aces: -- --
Points: -- --

MISCELLANEOUS

	'18	Total
5+ Kills	0	0
5+ Blocks	0	0
.300+ Hitting %	0	0
.400+ Hitting %	0	0
2+ Aces	0	0

2018 MATCH BY MATCH

Date	Opponent	SP	K	E	TA	Pct	A	SA	SE	RE	DIG	BS	BA	BE	Tot	BHE	PTS
Aug 25	at Hawai'i				DNP												
Aug 26	at Hawai'i				DNP												
Aug 31	vs Marquette				DNP												
Sep 1	at Saint Louis				DNP												
Sep 1	vs. Western Ky.				DNP												
Sep 4	MISSOURI STATE				DNP												
Sep 7	NORTH TEXAS				DNP												
Sep 7	OREGON STATE				DNP												
Sep 8	OMAHA				DNP												
Sep 11	at UMKC				DNP												
Sep 14	vs Green Bay				DNP												
Sep 15	at #7 Minnesota				CANCELLED												
Sep 19	#5 TEXAS*				DNP												
Sep 21	at Oklahoma*				DNP												
Sep 26	at West Virginia*				DNP												
Sep 29	TCU*				DNP												
Oct 3	at Texas Tech*				DNP												
Oct 10	IOWA STATE*				DNP												
Oct 17	#22 KU*				DNP												
Oct 20	at #24 Baylor*				DNP												
Oct 24	OKLAHOMA*				DNP												
Oct 26	at Iowa State*				DNP												
Nov 3	WEST VIRGINIA*				DNP												
Nov 7	at #5 Texas*				DNP												
Nov 10	BAYLOR*				DNP												
Nov 14	at KU*				DNP												
Nov 17	TEXAS TECH*				DNP												
Nov 21	at TCU*				DNP												
Totals																	

OVERALL CAREER

Season	SP	MP	K	K/S	E	TA	Pct	A	A/S	SA	SA/S	SE	DIG	D/S	RE	BS	BA	TB	B/S	BE	BHE	PTS	PTS/S
2018																							
TOTAL																							

BIG 12 CAREER

Season	SP	MP	K	K/S	E	TA	Pct	A	A/S	SA	SA/S	SE	DIG	D/S	RE	BS	BA	TB	B/S	BE	BHE	PTS	PTS/S
2018																							
TOTAL																							



BRYNN CARLSON

OH

>> SO (RS) >> 6-4
>> WOODBURY, MINN.
>> CRETIN-DERHAM HALL HS



17



CAREER HONORS

Academic All-Big 12 First Team (2018)
Beaver State Classic All-Tournament Team (2017)
Academic All-Big 12 Rookie Team (2017-18)
Big 12 Commissioner's Honor Roll (Spring 2017)
Big 12 Commissioner's Honor Roll (Fall 2017)
Big 12 Commissioner's Honor Roll (Fall 2018)
Big 12 Commissioner's Honor Roll (Spring 2019)

2018 (SOPHOMORE)

Named Academic All-Big 12 First Team ... Appeared in eight matches (13 sets) and accumulated 18 kills (1.38 per set) while hitting .062 ... Posted five digs and four total blocks ... Played in two Big 12 matches (2 sets), totaling five kills ... Season-high four kills twice - vs. North Texas (Sept. 7) and vs. Green Bay (Sept 14) ... Set season highs in digs (4), blocks (3) and points (6.0) vs. Green Bay at the Gopher Fall Classic in Minneapolis, Minnesota ... Did not play in the season's final 13 matches and received medical redshirt.

2017 (FRESHMAN)

Named to the Beaver State Classic All-Tournament Team in the season's opening weekend after posting eight kills in back-to-back matches against just one error against Idaho and Oregon State ... Started eight matches during her freshman season, averaging 1.54 kills per set while hitting .187 and 0.48 blocks per set (49 total blocks) ... Recorded a season-high 15 kills vs. UMKC on Sept. 12 while hitting .400 (3e-30ta) ... Posted a season-best eight blocks at Texas Tech on Oct. 28 ... Reached double-figure kills three times in her initial campaign, including two during Big 12 play (11 at Texas Tech, 10 at TCU) ... In conference-only matches, she registered 1.54 kills per set and hit

.161 with 0.51 blocks per set (30 total blocks). Tallied multiple service aces twice in the season's final five matches (at Kansas, vs. Oklahoma) as she ended the season with five aces.

HIGH SCHOOL

A four-year letterwinner at Cretin-Derham in St. Paul, Minnesota ... A captain of her varsity team, Carlson led her team to two conference titles and was an all-conference selection three times while she was twice named all-state ... She finished No. 10 in the state with 433 kills her senior season and ended her high-school career with 1,135 kills ... Enrolled at K-State a semester early and joined the program in the spring of 2017.

USA VOLLEYBALL

Participated in USA Volleyball's Junior A1 National Team Training Program prior to her freshman season in the summer of 2017 ... Earned a place on USA Volleyball's Collegiate National Team-Anaheim roster in the summer of 2019.

CLUB

Northern Lights ... Won two national championships and was named a 2015 AAU All-American.

PERSONAL

Born in St. Paul, Minnesota ... Parents are Marc and Sheri Carlson ... Has four younger siblings: Ben, Britt, Brayden and Bode ... Father Marc played basketball at Iowa State and mother Sheri is a hall of fame volleyball player at St. Cloud State ... Dietetics major.

2018 SEASON HIGHS

Kills: 4 2x, 9/14/18, vs. Green Bay
Att. %: .167 9/21/18, at Oklahoma
Digs: 4 9/14/18, vs. Green Bay
Blocks: 3 9/14/18, vs. Green Bay
Aces: -- --
Points: 6.0 9/14/18, vs. Green Bay

CAREER HIGHS

Kills: 15 9/12/17, UMKC
Att. %: .533 8/26/17, vs Idaho
Digs: 9 10/28/2017, at Texas Tech
Blocks: 8.0 10/28/2017, at Texas Tech
Aces: 2 2x; Last: 11/18/17, OKLAHOMA
Points: 15.0 2x, Last: 10/28/2017, at TTU

BIG 12 HIGHS

Kills: 11 10/28/2017, at Texas Tech
Att. %: .312 9/24/17, KU
Digs: 9 10/28/2017, at Texas Tech
Blocks: 8.0 10/28/2017, at Texas Tech
Aces: 2 2x; Last: 11/18/17, OKLAHOMA
Points: 15.0 10/28/2017, at Texas Tech

MISCELLANEOUS

	'18	'17	Total
5+ Kills	0	18	18
10+ Kills	0	3	3
5+ Blocks	0	1	1
.300+ Hitting %	0	7	7
.400+ Hitting %	0	3	3
2+ Aces	0	2	2
5+ Digs	0	0	1

2018 MATCH BY MATCH

Date	Opponent	SP	K	E	TA	Pct	A	SA	SE	RE	DIG	BS	BA	BE	Tot	BHE	PTS
Aug 25	at Hawai'i					DNP											
Aug 26	at Hawai'i					DNP											
Aug 31	vs Marquette	2	2	2	13	.000	0	0	0	0	1	1	0	0	1.0	0	3.0
Sep 1	at Saint Louis	1	1	3	8	-.250	0	0	1	2	0	0	0	0	0.0	0	1.0
Sep 1	vs. Western Ky.					DNP											
Sep 4	MISSOURI STATE	1	2	0	4	.500	0	0	0	0	0	0	0	0	0.0	0	2.0
Sep 7	NORTH TEXAS	2	4	1	8	.375	0	0	0	0	0	0	0	0	0.0	0	4.0
Sep 7	OREGON STATE	2	0	1	2	-.500	0	0	0	0	0	0	0	0	0.0	0	0.0
Sep 8	OMAHA					DNP											
Sep 11	at UMKC					DNP											
Sep 14	vs Green Bay	3	4	3	27	.037	0	0	0	0	4	1	2	1	3.0	0	6.0
Sep 15	at #7 Minnesota					CANCELLED											
Sep 19	#5 TEXAS*					DNP											
Sep 21	at Oklahoma*	1	3	1	12	.167	0	0	0	0	0	0	0	0	0.0	0	3.0
Sep 26	at West Virginia*	1	2	2	6	.000	0	0	0	0	0	0	0	0	0.0	0	2.0
Sep 29	TCU*					DNP											
Oct 3	at Texas Tech*					DNP											
Oct 10	IOWA STATE*					DNP											
Oct 17	#22 KU*					DNP											
Oct 20	at #24 Baylor*					DNP											
Oct 24	OKLAHOMA*					DNP											
Oct 26	at Iowa State*					DNP											
Nov 3	WEST VIRGINIA*					DNP											
Nov 7	at #5 Texas*					DNP											
Nov 10	BAYLOR*					DNP											
Nov 14	at KU*					DNP											
Nov 17	TEXAS TECH*					DNP											
Nov 21	at TCU*					DNP											
Totals			13	18	13	80	.062	0	0	1	2	5	2	2	1	4.0	21.0



2017 MATCH BY MATCH

Date	Opponent	SP	K	E	TA	Pct	A	SA	SE	RE	DIG	BS	BA	BE	Tot	BHE	PTS
Aug 25	vs Pacific	1	0	0	1	.000	0	0	0	0	0	0	1	0	1.0	0	0.5
Aug 26	vs Idaho	2	8	0	15	.533	0	0	0	0	1	0	0	0	0.0	0	8.0
Aug 26	at Oregon State	3	8	1	21	.333	0	0	1	0	1	0	3	0	3.0	0	9.5
Aug 31	ARKANSAS	5	4	2	16	.250	0	0	0	0	2	0	2	0	2.0	0	5.0
Sep 1	SYRACUSE	2	0	2	2	-1.000	0	0	0	0	1	0	0	0	0.0	0	0.0
Sep 2	#6 WISCONSIN	3	2	2	8	.000	0	0	0	0	1	0	0	0	0.0	0	2.0
Sep 7	vs North Florida	4	6	5	17	.059	0	0	0	0	0	0	1	0	1.0	0	6.5
Sep 8	vs Xavier	3	3	0	7	.429	0	0	0	0	3	0	2	0	2.0	0	4.0
Sep 8	at Georgia Tech	5	6	0	17	.353	0	0	0	0	0	0	3	0	3.0	0	7.5
Sep 12	UMKC	4	15	3	30	.400	0	0	0	0	2	0	0	0	0.0	0	15.0
Sep 14	at Omaha	4	5	1	22	.227	0	0	0	0	2	0	2	1	2.0	0	6.0
Sep 15	vs #10 Nebraska	3	4	4	13	.000	0	0	0	0	0	0	0	0	0.0	0	4.0
Sep 16	vs UNI	5	7	3	26	.269	0	0	0	0	1	1	4	1	5.0	0	10.0
Sep 20	at Oklahoma	5	5	2	16	.312	0	0	0	0	1	0	2	0	2.0	0	6.0
Sep 24	#12 KU	5	6	1	16	.375	0	0	0	0	0	0	2	0	2.0	0	7.0
Sep 30	at #5 Texas	3	1	1	8	.125	0	0	0	0	2	0	0	0	0.0	0	1.0
Oct 4	at TCU	4	10	2	26	.385	0	0	0	0	2	0	1	0	1.0	0	10.5
Oct 7	TEXAS TECH	5	6	2	36	.167	0	0	0	0	1	0	1	0	1.0	0	6.5
Oct 11	at #23 Iowa State	3	6	5	26	.038	0	0	0	0	0	0	1	0	1.0	0	6.5
Oct 14	#25 BAYLOR	4	7	3	17	.412	0	0	0	0	2	0	1	0	1.0	0	7.5
Oct 21	at West Virginia	5	8	2	22	.364	0	0	0	0	0	0	3	0	3.0	0	9.5
Oct 25	#22 IOWA STATE	3	9	3	22	.409	0	0	0	0	3	0	0	0	0.0	0	9.0
Oct 28	at Texas Tech	5	11	2	39	.282	0	0	1	0	9	0	8	0	8.0	0	15.0
Nov 1	#3 TEXAS	5	8	4	34	.235	1	0	1	0	3	0	2	1	2.0	0	9.0
Nov 8	at #11 KU	4	3	4	14	.214	0	2	1	0	3	0	3	0	3.0	0	6.5
Nov 11	TCU	2	0	2	8	.000	0	0	0	0	1	0	0	1	0.0	0	0.0
Nov 15	at #19 Baylor	3	8	4	30	.267	0	1	1	0	4	0	4	0	4.0	0	11.0
Nov 18	OKLAHOMA	2	2	1	11	.182	0	2	2	1	1	1	1	0	2.0	0	5.5
Nov 22	WEST VIRGINIA	1	1	0	4	.250	0	0	0	0	0	0	0	0	0.0	0	1.0
Totals		103	159	61	524	.287	1	5	7	1	46	2	47	4	49.0	0	189.5

OVERALL CAREER

Season	SP	MP	K	K/S	E	TA	Pct	A	A/S	SA	SA/S	SE	DIG	D/S	RE	BS	BA	TB	B/S	BE	BHE	PTS	PTS/S
2017	103	29	159	1.54	61	524	.287	1	0.01	5	0.05	7	46	0.45	1	2	47	49	0.48	4	0	189.5	1.83
2018	13	8	18	1.38	13	80	.062	0	0.00	0	0.00	1	5	0.38	2	2	2	4	0.31	1	0	21.0	1.62
TOTAL	116	37	177	1.53	74	604	.171	1	0.01	5	0.04	8	51	0.44	3	4	49	53	0.46	5	0	210.5	1.81

BIG 12 CAREER

Season	SP	MP	K	K/S	E	TA	Pct	A	A/S	SA	SA/S	SE	DIG	D/S	RE	BS	BA	TB	B/S	BE	BHE	PTS	PTS/S
2017	59	16	91	1.54	38	329	.161	1	0.02	5	0.08	6	32	0.54	1	1	29	30	0.51	2	0	111.5	1.88
2018	2	2	5	2.50	3	18	.111	0	0.00	0	0.00	0	0	0.00	0	0	0	0	0.00	0	0	5.0	2.50
TOTAL	61	18	96	1.57	41	347	.159	1	0.02	5	0.08	6	32	0.52	1	1	29	30	0.49	2	0	116.5	1.90



ANNA DIXON

OH

>>FR >> 6-3

>> LOUISBURG, KAN.

>> LOUISBURG HS



3



USA VOLLEYBALL

Earned a spot on USA Volleyball's Women's Junior National Team and competed at the 2019 FIVB U20 World Championship held in Leon Guanajuato and Aguascalientes, Mexico, helping Team USA to an eighth-place finish in the 16-team event ... She recorded 15 kills, four digs, two blocks and an ace in eight matches for Team USA.

HIGH SCHOOL

Attended Louisburg High School in Louisburg, Kansas ... She tallied over 2,000 kills in her high school career and was a two-time Class 4A Kansas Player of the Year ... Earned an Under Armour All-America Honorable Mention selection along with being named a finalist for the 2018 Kansas Gatorade Player of the Year ... She led Louisburg High School to back-to-back 4A state runner-up finishes, twice being named first team all-state ... Playing her club volleyball for KC Power, she was tabbed a top-50 recruit for the 2019 class by PrepVolleyball.com.

PERSONAL

Born on August 21, 2000 in Overland Park, Kansas ... Parents are Jerry and Beth Dixon and has three siblings: Katie, Sydney and Dane ... Father Jerry attended Kansas State and her mother Beth played volleyball at Wichita State ... Aunt played volleyball at K-State ... Worked at a local nursing home and volunteered at kids youth volleyball camps ... Credits one of her first coaches, Jeff Morgan, as her biggest influence in volleyball ... Kinesiology/nutrition major and wants to be an oncology nurse ... Also enjoys cooking, journaling and lifting.



SARAH DIXON

S

>> SR (RS) >> 5-9
>> CHINO HILLS, CALIF.
>> ARIZONA/CHINO HILLS HS



4



CAREER HONORS

AVCA All-America Honorable Mention (2018)
AVCA All-Midwest Region First Team (2018)
Big 12 Offensive Player of the Week (Sept. 3, 2018)
Big 12 Offensive Player of the Week (Oct. 22, 2018)
K-State Invitational MVP (2018)
Academic All-Big 12 First Team (2018)
Academic All-Big 12 First Team (2017)
Big 12 Commissioner's Honor Roll (Fall 2016)
Big 12 Commissioner's Honor Roll (Spring 2017)
Big 12 Commissioner's Honor Roll (Fall 2017)
Big 12 Commissioner's Honor Roll (Spring 2019)

2018 (REDSHIRT JUNIOR)

AVCA All-America Honorable Mention and AVCA All-Midwest Region First Team selection ... Academic All-Big 12 First team ... Twice tabbed Big 12 Offensive Player of the Week and awarded K-State Invitational MVP ... Finished the season as the Big 12's leader in assists per set with 11.21, the first Wildcat to lead the Big 12 in the category since 1998 (Disney Bronnenberg) ... Recorded four matches with at least 50 assists, with a season-high 59 coming in a five-set win at KU on November 14 ... Third on team with 232 digs (2.37 per set), recording nine matches with 10 or more digs ... Season-high 14 digs twice - vs. Western Kentucky (Sept. 1) and vs. Oklahoma (Oct. 24) ... Led K-State in digs three times and aces three times ... Tied for the team lead with nine double-doubles ... Career-high 37 total blocks and 20 service aces ... In Big 12 play, averaged 10.82 assists per set for the third-best rate in the conference ... Registered 139 digs (2.28 per set), 14 blocks and 13 aces in conference-only matches.

2017 (REDSHIRT SOPHOMORE)

Played in all 116 sets in her first season on the floor for the Wildcats, recording a team-best 740 assists (6.38 assists/set) ... Named Academic All-Big 12 First Team and to the Big 12 Commissioner's Honor Roll ... Started 24 of 29 matches at setter and turned in a team-best 11 double-doubles ... Season-high 42 assists, four kills and three blocks in the season opener against Pacific (Aug. 25) ... Season-best 17 digs at Iowa State on Oct. 11 ... Recorded 18 service aces during the season (fourth on team) with a season-high four coming at West Virginia on Oct. 21 ... Five times tallied multiple aces ... Twelve matches with double-digit digs ... In Big 12 play, she handed out 361 assists (5.47 per set) and had 141 digs (2.14 per set) with 13 aces.

2016 (SOPHOMORE)

Did not appear in any matches (redshirt).

2015 (FRESHMAN)

Played at Arizona, serving as the backup setter and a defensive specialist ... Appeared in 19 sets, totaling 15 assists (0.79/set), 7 digs and an ace ... Season-high 7 assists and 2 digs on Sept. 19 vs. Savannah State.

HIGH SCHOOL

A four-year letterwinner at Chino Hills High School in Chino Hills, California ... Tabbed as the No. 30 recruit in the 2015 Signing Class by PrepVolleyball.com ... Under Armour Third Team All-American in 2014 ... Three-time first team all-region ... Team captain in her final three seasons ... Team MVP as a senior ... League leader in assists for three straight years (2012-14) ... Registered 985 assists, 245 digs, 66 kills, 52 aces and 23 blocks as a senior, helping her team win a league championship.

PERSONAL

Born in Loma Linda, California ... Parents are Michael and Lina Dixon ... Has one sister, Stefanie ... Communication Sciences and Disorders major.

2018 SEASON HIGHS

Assists: 59 11/14/18, at KU
Digs: 14 2x, 10/24/18, Oklahoma
Kills: 3 2x, 9/19/18, Texas
Blocks: 5.0 9/8/18, Oregon State
Aces: 2 9/1/18, vs. WKU
Points: 5.0 9/19/18, Texas

CAREER HIGHS

Assists: 59 11/14/18, at KU
Digs: 17 10/11/17, at Iowa State
Kills: 4 8/25/17, vs Pacific
Blocks: 5.0 9/8/18, Oregon State
Aces: 4 10/21/17, at West Virginia
Points: 5.5 8/25/17, vs Pacific

BIG 12 HIGHS

Assists: 59 11/14/18, at KU
Digs: 17 10/11/17, at Iowa State
Kills: 3 9/19/18, Texas
Blocks: 3.0 2x, 10/17/18, KU
Aces: 4 10/21/17, at West Virginia
Points: 5.0 9/19/18, Texas

MISCELLANEOUS

	'18	'17.....	Total
30+ Assists	23	13	36
40+ Assists	16	1	17
50+ Assists	4	0	4
5+ Digs	23	22	45
10+ Digs	9	12	21
2+ Aces	5	5	10
Double-Doubles	9	11	20

2017 MATCH BY MATCH

Date	Opponent	SP	K	E	TA	Pct	A	SA	SE	RE	DIG	BS	BA	BE	Tot	BHE	PTS
Aug 25	vs Pacific	4	4	0	9	.444	42	0	1	0	3	0	3	1	3.0	0	5.5
Aug 26	vs Idaho	3	0	1	3	-.333	33	2	1	0	5	0	0	0	0.0	0	2.0
Aug 26	at Oregon State	3	0	0	3	.000	32	0	1	0	8	0	1	0	1.0	0	0.5
Aug 31	ARKANSAS	5	1	0	1	1.000	31	0	2	0	10	0	0	0	0.0	1	1.0
Sep 1	SYRACUSE	4	2	0	2	1.000	38	1	2	0	5	0	3	1	3.0	1	4.5
Sep 2	#6 WISCONSIN	3	0	0	1	.000	20	0	0	0	7	0	1	0	1.0	0	0.5
Sep 7	vs North Florida	4	0	0	1	.000	30	0	4	0	5	0	1	0	1.0	1	0.5
Sep 8	vs Xavier	3	1	0	1	1.000	28	1	0	1	7	0	0	0	0.0	1	2.0
Sep 8	at Georgia Tech	5	0	0	1	.000	34	0	0	0	15	0	0	0	0.0	1	0.0
Sep 12	UMKC	4	0	0	0	.000	25	0	1	0	10	0	0	0	0.0	0	0.0
Sep 14	at Omaha	4	0	0	1	.000	20	1	0	0	10	0	0	0	0.0	0	1.0
Sep 15	vs #10 Nebraska	3	0	0	0	.000	12	0	2	0	3	0	0	0	0.0	0	0.0
Sep 16	vs UNI	5	0	0	1	.000	34	0	2	0	11	0	0	0	0.0	0	0.0
Sep 20	at Oklahoma	5	1	0	1	1.000	30	0	1	0	11	0	0	0	0.0	1	1.0
Sep 24	#12 KU	5	0	0	0	.000	32	0	1	0	9	0	0	0	0.0	2	0.0
Sep 30	at #5 Texas	3	0	0	1	.000	12	0	2	0	9	0	0	0	0.0	0	0.0
Oct 4	at TCU	4	0	2	2	-1.000	22	2	1	0	14	0	0	1	0.0	2	2.0
Oct 7	TEXAS TECH	5	1	0	1	1.000	19	0	1	0	13	0	0	0	0.0	0	1.0
Oct 11	at #23 Iowa State	3	0	0	0	.000	7	0	0	0	17	0	0	0	0.0	1	0.0
Oct 14	#25 BAYLOR	4	0	0	0	.000	18	3	0	0	3	0	0	0	0.0	0	3.0
Oct 21	at West Virginia	5	0	0	0	.000	26	4	3	0	10	0	0	0	0.0	1	4.0
Oct 25	#22 IOWA STATE	3	0	0	0	.000	13	0	0	0	7	0	0	0	0.0	0	0.0
Oct 28	at Texas Tech	5	0	0	0	.000	31	0	2	0	9	0	0	0	0.0	1	0.0
Nov 1	#3 TEXAS	5	0	1	1	-1.000	30	0	1	0	12	0	0	0	0.0	1	0.0
Nov 8	at #11 KU	4	0	1	1	-1.000	23	2	3	0	3	0	0	0	0.0	0	2.0
Nov 11	TCU	5	1	0	4	.250	37	0	1	0	4	0	0	0	0.0	1	1.0
Nov 15	at #19 Baylor	4	1	0	2	.500	23	1	1	0	11	0	0	0	0.0	0	2.0
Nov 18	OKLAHOMA	3	1	0	1	1.000	18	0	0	0	3	0	0	0	0.0	2	1.0
Nov 22	WEST VIRGINIA	3	0	0	1	.000	20	1	0	0	6	0	0	0	0.0	0	1.0
Totals		116	13	5	39	.205	740	18	33	1	240	0	9	3	9.0	17	35.5

2018 MATCH BY MATCH

Date	Opponent	SP	K	E	TA	Pct	A	SA	SE	RE	DIG	BS	BA	BE	Tot	BHE	PTS
Aug 25	at Hawai'i	3	1	1	5	.000	37	1	0	0	7	0	0	0	0.0	0	2.0
Aug 26	at Hawai'i	3	0	0	3	.000	38	0	2	0	4	0	2	1	2.0	1	1.0
Aug 31	vs Marquette	3	0	1	4	-.250	40	0	0	0	9	0	2	0	2.0	1	1.0
Sep 1	at Saint Louis	4	3	1	7	.286	46	1	1	0	7	0	0	0	0.0	0	4.0
Sep 1	vs. Western Ky.	4	0	0	5	.000	41	2	0	1	14	0	1	0	1.0	0	2.5
Sep 4	MISSOURI STATE	3	1	0	2	.500	32	0	0	0	8	0	1	1	1.0	0	1.5
Sep 7	NORTH TEXAS	3	1	0	3	.333	40	1	2	0	9	0	1	0	1.0	0	2.5
Sep 7	OREGON STATE	4	0	0	2	.000	48	0	1	0	9	0	5	0	5.0	0	2.5
Sep 8	OMAHA	3	2	1	10	.100	29	1	1	0	10	0	0	0	0.0	1	3.0
Sep 11	at UMKC	3	0	0	1	.000	46	0	0	0	4	0	2	0	2.0	0	1.0
Sep 14	vs Green Bay	4	0	0	5	.000	42	1	2	0	12	0	0	0	0.0	4	1.0
Sep 15	at #7 Minnesota	CANCELLED															
Sep 19	#5 TEXAS*	5	3	1	7	.286	54	2	1	0	6	0	0	1	0.0	3	5.0
Sep 21	at Oklahoma*	3	0	0	1	.000	30	0	0	0	12	0	0	0	0.0	0	0.0
Sep 26	at West Virginia*	3	2	0	4	.500	26	0	1	0	3	0	0	0	0.0	3	2.0
Sep 29	TCU*	4	0	2	3	-.667	42	1	0	0	13	0	0	0	0.0	1	1.0
Oct 3	at Texas Tech*	5	2	1	5	.200	46	0	1	0	12	0	2	0	2.0	3	3.0
Oct 10	IOWA STATE*	4	0	1	3	-.333	47	1	1	0	7	0	3	1	3.0	1	2.5
Oct 17	#22 KU*	4	1	0	6	.167	53	2	2	0	9	0	3	0	3.0	5	4.5
Oct 20	at #24 Baylor*	3	0	1	2	-.500	47	1	0	0	8	0	0	0	0.0	0	1.0
Oct 24	OKLAHOMA*	4	0	0	4	.000	39	0	2	0	14	0	1	0	1.0	1	0.5
Oct 26	at Iowa State*	4	1	1	10	.000	43	0	0	0	10	0	1	0	1.0	0	1.5
Nov 3	WEST VIRGINIA*	3	1	0	2	.500	33	2	0	0	8	0	1	1	1.0	1	3.5
Nov 7	at #5 Texas*	3	1	0	4	.250	26	0	4	0	3	0	1	1	1.0	0	1.5
Nov 10	BAYLOR*	3	0	0	0	.000	22	1	1	0	6	0	1	0	1.0	1	1.5
Nov 14	at KU*	5	0	0	2	.000	59	1	1	0	10	0	1	0	1.0	0	1.5
Nov 17	TEXAS TECH*	4	1	0	7	.143	37	0	0	0	9	0	0	0	0.0	4	1.0
Nov 21	at TCU*	4	1	1	3	.000	56	2	1	0	9	0	0	0	0.0	2	3.0
Totals		98	21	12	110	.082	1099	20	24	1	232	0	28	6	28.0	32	55.0

OVERALL CAREER

Season	SP	MP	K	K/S	E	TA	Pct	A	A/S	SA	SA/S	SE	DIG	D/S	RE	BS	BA	TB	B/S	BE	BHE	PTS	PTS/S
2016	REDSHIRT																						
2017	116	29	13	0.11	5	39	.205	740	6.38	18	0.16	33	240	2.07	1	0	9	9	0.08	3	17	35.5	0.30
2018	98	27	21	0.21	12	110	.082	1099	11.21	20	0.20	24	232	2.37	1	0	28	28	0.29	6	32	55.0	0.56
TOTAL	214	56	34	0.16	17	149	.114	1839	8.59	38	0.18	57	472	2.21	2	0	37	37	0.17	9	49	90.5	0.42

BIG 12 CAREER

Season	SP	MP	K	K/S	E	TA	Pct	A	A/S	SA	SA/S	SE	DIG	D/S	RE	BS	BA	TB	B/S	BE	BHE	PTS	PTS/S
2016	REDSHIRT																						
2017	66	16	5	0.08	4	15	.067	361	5.47	13	0.20	17	141	2.14	0	0	0	0	0.00	1	12	18.0	0.27
2018	61	16	13	0.21	8	63	.079	660	10.82	13	0.21	15	139	2.28	0	0	14	14	0.23	4	25	33.0	0.54
TOTAL	127	32	18	0.14	12	78	.077	1021	8.04	26	0.20	32	280	2.20	0	0	14	14	0.11	5	37	51.0	0.40





FAITH HAMMONTREE

MB

>> FR >> 6-5
>> SHAWNEE, KAN.
>> DE SOTO HS



7



HIGH SCHOOL

Attended De Soto High School in De Soto, Kansas ... Helped lead De Soto to a 5A substate championship and earned a second-team all-league selection her senior season ... She also won back-to-back 2A state titles while at Christian Heritage Academy in her sophomore and junior campaigns while collecting two straight first-team all-state and 2A state all-tournament team nods ... Played her club volleyball for MAVS.

PERSONAL

Born on December 6, 2000 in Overland Park, Kansas ... Parents are Craig and Taunya Hammontree ... Has one older brother, Luke ... Father Craig attended Kansas State ... Volunteered with Special Olympics, Harvesters and various youth volleyball camps ... Credits one of her first coaches, Janice Van Gorp, as the biggest influence in her volleyball career ... Enjoys drawing and going to the lake ... Kinesiology major and hopes to be a physical therapist.



BROOKE HEYNE

OH

>> SO (RS) >> 5-11
>> OMAHA, NEB.
>> SKUTT CATHOLIC HS



10



CAREER HONORS

Academic All-Big 12 First Team (2018)
Big 12 Rookie of the Week (Oct. 22, 2018)
Big 12 Rookie of the Week (Nov. 5, 2018)
Big 12 Commissioner's Honor Roll (Fall 2017)
Big 12 Commissioner's Honor Roll (Fall 2018)
Big 12 Commissioner's Honor Roll (Spring 2019)

2018 (REDSHIRT FRESHMAN)

Named Academic All-Big 12 First Team and twice named Big 12 Rookie of the Week ... Appeared in 15 matches (43 sets) with 115 kills (2.67 per set) and hitting .230 ... Started final 11 matches of the season, with 111 kills and seven 10+ kill matches in that span ... Season-high 17 kills in a five-set win at KU on Nov. 14 ... Two matches with at least 10 digs, with a season-high 13 coming vs. Texas Tech on Nov. 17 ... Hit over .300 in three different matches, including a season-high .467 (15 kills, 1 error, 30 attacks) in a three-set win at Baylor on Oct. 20 ... Totaled 71 digs (1.65 per set) and 12 total blocks ... In conference-only matches, produced 112 kills (2.87 per set) and 68 digs (1.74 per set) with 3.05 points per set.

2017 (FRESHMAN)

Did not appear in any matches (redshirt).

HIGH SCHOOL

Attended Skutt Catholic High School in Omaha, Nebraska ... Named 2016-17 Gatorade Nebraska Volleyball Player of the Year ... Voted National High School Coaches Association Senior Volleyball Player of the Year ... Led Skutt Catholic to a perfect 44-0 record and second straight state title her senior season, earning the SkyHawks a No. 2 national ranking by PrepVolleyball.com ... A 2016-17 Under Armour Third Team All-American, MaxPreps First Team All-American and named co-captain of the All-Nebraska Team ... In her senior season, she tallied 474 kills, 362 digs and 40 service aces.

PERSONAL

Born on April 16, 1999 in Omaha, Nebraska ... Parents are Chris and Diane Heyne ... Has two younger sisters, Lily and Ava ... Communication Sciences and Disorders major.

OVERALL CAREER

Season	SP	MP	K	K/S	E	TA	Pct	A	A/S	SA	SA/S	SE	DIG	D/S	RE	BS	BA	TB	B/S	BE	BHE	PTS	PTS/S
2017	REDSHIRT																						
2018	43	15	115	2.67	39	331	.230	2	0.05	1	0.02	14	71	1.65	6	0	12	12	0.28	2	0	122.0	2.84
TOTAL	43	15	115	2.67	39	331	.230	2	0.05	1	0.02	14	71	1.65	6	0	12	12	0.28	2	0	122.0	2.84

BIG 12 CAREER

Season	SP	MP	K	K/S	E	TA	Pct	A	A/S	SA	SA/S	SE	DIG	D/S	RE	BS	BA	TB	B/S	BE	BHE	PTS	PTS/S
2017	REDSHIRT																						
2018	39	12	112	2.87	36	323	.235	2	0.05	1	0.03	12	68	1.74	6	0	12	12	0.31	2	0	119.0	3.05
TOTAL	39	12	112	2.87	36	323	.235	2	0.05	1	0.03	12	68	1.74	6	0	12	12	0.31	2	0	119.0	3.05

2018 SEASON HIGHS

Kills: 17 11/14/18, at KU
Att. %: .467 10/20/18, at Baylor
Digs: 13 11/17/18, Texas Tech
Blocks: 2.0 4x, 11/17/18, Texas Tech
Aces: 1 11/3/18, West Virginia
Points: 18.0 11/14/18, at KU

CAREER HIGHS

Kills: 17 11/14/18, at KU
Att. %: .467 10/20/18, at Baylor
Digs: 13 11/17/18, Texas Tech
Blocks: 2.0 4x, 11/17/18, Texas Tech
Aces: 1 11/3/18, West Virginia
Points: 18.0 11/14/18, at KU

BIG 12 HIGHS

Kills: 17 11/14/18, at KU
Att. %: .467 10/20/18, at Baylor
Digs: 13 11/17/18, Texas Tech
Blocks: 2.0 4x, 11/17/18, Texas Tech
Aces: 1 11/3/18, West Virginia
Points: 18.0 11/14/18, at KU

MISCELLANEOUS

	'18 Total
5+ Kills	10 10
10+ Kills	7 7
.300+ Hitting %	3 3
.400+ Hitting %	2 2
5+ Digs	8 8
10+ Digs	2 2
2+ Aces	0 0
Double-Doubles	2 2

2018 MATCH BY MATCH

Date	Opponent	SP	K	E	TA	Pct	A	SA	SE	RE	DIG	BS	BA	BE	Tot	BHE	PTS
Aug 25	at Hawai'i					DNP											
Aug 26	at Hawai'i					DNP											
Aug 31	vs Marquette	2	0	0	0	.000	0	0	1	0	1	0	0	0	0.0	0	0.0
Sep 1	at Saint Louis					DNP											
Sep 1	vs. Western Ky.					DNP											
Sep 4	MISSOURI STATE	1	1	2	5	-.200	0	0	0	0	1	0	0	0	0.0	0	1.0
Sep 7	NORTH TEXAS					DNP											
Sep 7	OREGON STATE					DNP											
Sep 8	OMAHA					DNP											
Sep 11	at UMKC					DNP											
Sep 14	vs Green Bay	1	2	1	3	.333	0	0	1	0	1	0	0	0	0.0	0	2.0
Sep 15	at #7 Minnesota					CANCELLED											
Sep 19	#5 TEXAS*					DNP											
Sep 21	at Oklahoma*					DNP											
Sep 26	at West Virginia*	1	1	0	2	.500	0	0	0	0	1	0	0	0	0.0	0	1.0
Sep 29	TCU*					DNP											
Oct 3	at Texas Tech*					DNP											
Oct 10	IOWA STATE*	4	8	3	31	.161	0	0	0	0	3	0	2	0	2.0	0	9.0
Oct 17	#22 KU*	4	12	3	35	.257	0	0	0	0	7	0	0	0	0.0	0	12.0
Oct 20	at #24 Baylor*	3	15	1	30	.467	0	0	0	0	6	0	1	0	1.0	0	15.5
Oct 24	OKLAHOMA*	4	14	8	41	.146	0	0	0	0	6	0	2	0	2.0	0	15.0
Oct 26	at Iowa State*	1	2	4	9	-.222	0	0	0	0	1	0	0	0	0.0	0	2.0
Nov 3	WEST VIRGINIA*	3	11	2	20	.450	0	1	1	0	10	0	1	0	1.0	0	12.5
Nov 7	at #5 Texas*	3	5	1	19	.211	0	0	2	1	5	0	0	0	0.0	0	5.0
Nov 10	BAYLOR*	3	5	5	27	.000	0	0	1	2	2	0	1	0	1.0	0	5.5
Nov 14	at KU*	5	17	3	45	.311	0	0	3	0	8	0	2	1	2.0	0	18.0
Nov 17	TEXAS TECH*	4	11	3	30	.267	1	0	3	1	13	0	2	1	2.0	0	12.0
Nov 21	at TCU*	4	11	3	34	.235	1	0	2	2	6	0	1	0	1.0	0	11.5
Totals		43	115	39	331	.230	2	1	14	6	71	0	12	2	12.0	0	122.0



**LOREN
HINKLE**

DS/L

»FR » 5-9
 »SHAWNEE, KAN.
 »DE SOTO HS



12



CAREER HONORS

Big 12 Commissioner's Honor Roll (Spring 2019)

HIGH SCHOOL

Attended De Soto High School in De Soto, Kansas ... Played outside hitter, defensive specialist and setter in her career at De Soto High School and with MAVS club team ... As a setter her senior year, she led the Wildcats to a 5A substate championships while earning 5A all-state honorable mention and state all-tournament team accolades ... A three-time all-academic team recipient, she helped her team claim three straight Frontier League titles.

PERSONAL

Born on October 10, 2000 in Shawnee, Kansas ... Parents are Brad and Marti Hinkle ... Has one older sister, Aubri, and one younger sister, Briana ... Mother Marti attended K-State ... Was a youth ambassador for the Psoriasis Foundation ... Credits early coach Andy Oaks for getting her started in volleyball ... Biochemistry major and hopes to become an orthopedic surgical physician's assistant.



KAYLEY HOLLYWOOD

MB

>> FR (RS) >> 6-5
>> SUGAR LAND, TEXAS
>> FORT BEND AUSTIN HS



5



HONORS

Big 12 Commissioner's Honor Roll (Spring 2019)

2018 (FRESHMAN)

Did not appear in a match (redshirt).

HIGH SCHOOL

Attended Fort Bend Austin High School in Sugar Land, Texas, where she was a three-year letterwinner ... Three-time first team all-district selection (2015-17) ... Helped her team to a runner-up finish in the 2015 6A state tournament ... 2017 District Offensive Player of the Year... Tabbed a Senior Ace by Prepvolleyball.com for being one of the nation's top 250 recruits ... Collected 630 kills and 297 blocks in her career.

2018 SEASON HIGHS

Kills: -- --
Att %: -- --
Blocks: -- --
Aces: -- --
Points: -- --

CAREER HIGHS

Kills: -- --
Att %: -- --
Blocks: -- --
Aces: -- --
Points: -- --

BIG 12 HIGHS

Kills: -- --
Att %: -- --
Blocks: -- --
Aces: -- --
Points: -- --

MISCELLANEOUS

	'18	Total
5+ Kills	0	0
5+ Blocks	0	0
.300+ Hitting %	0	0
.400+ Hitting %	0	0
2+ Aces	0	0

2018 MATCH BY MATCH

Date	Opponent	SP	K	E	TA	Pct	A	SA	SE	RE	DIG	BS	BA	BE	Tot	BHE	PTS
Aug 25	at Hawai'i				DNP												
Aug 26	at Hawai'i				DNP												
Aug 31	vs Marquette				DNP												
Sep 1	at Saint Louis				DNP												
Sep 1	vs. Western Ky.				DNP												
Sep 4	MISSOURI STATE				DNP												
Sep 7	NORTH TEXAS				DNP												
Sep 7	OREGON STATE				DNP												
Sep 8	OMAHA				DNP												
Sep 11	at UMKC				DNP												
Sep 14	vs Green Bay				DNP												
Sep 15	at #7 Minnesota				CANCELLED												
Sep 19	#5 TEXAS*				DNP												
Sep 21	at Oklahoma*				DNP												
Sep 26	at West Virginia*				DNP												
Sep 29	TCU*				DNP												
Oct 3	at Texas Tech*				DNP												
Oct 10	IOWA STATE*				DNP												
Oct 17	#22 KU*				DNP												
Oct 20	at #24 Baylor*				DNP												
Oct 24	OKLAHOMA*				DNP												
Oct 26	at Iowa State*				DNP												
Nov 3	WEST VIRGINIA*				DNP												
Nov 7	at #5 Texas*				DNP												
Nov 10	BAYLOR*				DNP												
Nov 14	at KU*				DNP												
Nov 17	TEXAS TECH*				DNP												
Nov 21	at TCU*				DNP												
Totals			--	--	--	--	--	--	--	--	--	--	--	--	--	--	--

OVERALL CAREER

Season	SP	MP	K	K/S	E	TA	Pct	A	A/S	SA	SA/S	SE	DIG	D/S	RE	BS	BA	TB	B/S	BE	BHE	PTS	PTS/S
2018																							
TOTAL																							

BIG 12 CAREER

Season	SP	MP	K	K/S	E	TA	Pct	A	A/S	SA	SA/S	SE	DIG	D/S	RE	BS	BA	TB	B/S	BE	BHE	PTS	PTS/S
2018																							
TOTAL																							



DRU KUCK

DS/L

>> FR >> 5-5
>> SHEBOYGAN, WIS.
>> SHEBOYGAN NORTH HS



16



HIGH SCHOOL

Four-year letterwinner at Sheboygan North High School in Sheboygan, Wisconsin ... Ended her career as Sheboygan North's all-time leader in career digs with 2,097 ... Her 694 digs as a senior set a single-season program record and was fourth highest in the state of Wisconsin in 2019 ... Named Fox River Classic Conference (FRCC) Co-Player of the Year her senior year ... Three-time all-state selection, including being tabbed second team all-state her junior and senior seasons ... Listed as the No. 2 recruit in Wisconsin for the class of 2019, according to PrepDig.com ... Four-time FRCC first team selection and led the conference in digs her senior year with 694 - 151 more than her nearest competitor ... Played her club ball for Milwaukee Sting and was named an all-American on the club circuit ... Participated in the USAV Junior Girls Championship.

CLUB

Milwaukee Sting

PERSONAL

Born on February 3, 2001 in Sheboygan, Wisconsin ... Daughter of Chad and Stacie Kuck ... Has one older brother, Sean, and one younger brother, Kyle ... Social Sciences major.



GLORIA MUTIRI

OPP

>> SO >> 6-2
>> SAND SPRINGS, OKLA.
>> CHARLES PAGE HS



18



CAREER HONORS

AVCA All-America Honorable Mention (2018)
AVCA Midwest Freshman of the Year (2018)
AVCA All-Midwest Region First Team (2018)
All-Big 12 Second Team (2018)
All-Big 12 Rookie Team (2018)
Big 12 Rookie of the Week (Sept. 17, 2018)
Big 12 Rookie of the Week (Nov. 26, 2018)
Big 12 Commissioner's Honor Roll (Fall 2018)

2018 (FRESHMAN)

AVCA All-America Honorable Mention ... AVCA Midwest Freshman of the Year and AVCA All-Midwest Region First Team ... A unanimous Big 12 All-Rookie Team selection and also named All-Big 12 Second Team ... Twice named Big 12 Rookie of the Week ... Just the second Wildcat to earn All-America honors as a freshman ... Appeared in all 98 sets for K-State and finished second on the team with 271 kills and 2.77 kills per set ... Primarily playing six rotations, she picked up 192 digs (1.96 per set) and tallied three double-doubles ... Registered 15 service aces and 67 total blocks ... Produced 14 matches in double-digit kills, with a season-high 16 coming on Sept. 7 vs. Oregon State and again on Oct. 10 vs. Iowa State ... Nine times hit .300 or better and five times eclipsing .400 ... Hit a season-high .467 vs. North Texas

(9 kills, 2 errors, 15 attempts) ... Six matches with 10 or more digs, with a season-high 14 against Green Bay (Sept. 14) and Oklahoma (Oct. 24) ... Led K-State in kills seven times ... In conference-only matches, produced 164 kills (2.69 per set) while hitting .243 with 121 digs (1.98 per set) ... Had 12 aces and 37 blocks during league play.

USA VOLLEYBALL

Participated in the 2018 USA Volleyball High Performance Championships in Tulsa, Oklahoma.

HIGH SCHOOL

Attended Charles Page High School in Sand Springs, Oklahoma ... She was a Second Team Under Armour All-America selection but the American Volleyball Coaches Association (AVCA) ... Named to the all-state volleyball roster by the Oklahoma Coaches Association and voted the Tulsa World Volleyball Player of the Year ... Was the leading scorer for the Sandites all four years and averaged 4.50 kills/set in leading her team to the regional finals her senior season ... Played club volleyball for Club One ... Graduated early and joined the K-State volleyball program in the spring of 2018.

PERSONAL

Journalism and Mass Communications major.

2018 SEASON HIGHS

Kills:	16	2x, 10/10/18, Iowa State
Att. %:	.467	9/7/18, North Texas
Digs:	14	2x, 10/24/18, Oklahoma
Blocks:	6	2x, 10/24/18, Oklahoma
Aces:	2	9/19/18, Texas
Points:	18.5	9/7/18, Oregon State

CAREER HIGHS

Kills:	16	2x, 10/10/18, Iowa State
Att. %:	.467	9/7/18, North Texas
Digs:	14	2x, 10/24/18, Oklahoma
Blocks:	6	2x, 10/24/18, Oklahoma
Aces:	2	9/19/18, Texas
Points:	18.5	9/7/18, Oregon State

BIG 12 HIGHS

Kills:	16	10/10/18, Iowa State
Att. %:	.429	10/10/18, Iowa State
Digs:	14	10/24/18, Oklahoma
Blocks:	6	2x, 10/24/18, Oklahoma
Aces:	2	9/19/18, Texas
Points:	18.0	11/21/18, at TCU

MISCELLANEOUS

	'18Total
5+ Kills	27.....27
10+ Kills	14.....14
5+ Blocks	4.....4
.300+ Hitting %	9.....9
.400+ Hitting %	5.....5
2+ Aces	1.....1
5+ Digs	20.....20
10+ Digs	6.....6
Double-Doubles	3.....3

2018 MATCH BY MATCH

Date	Opponent	SP	K	E	TA	Pct	A	SA	SE	RE	DIG	BS	BA	BE	Tot	BHE	PTS
Aug 25	at Hawai'i	3	6	3	17	.176	1	0	0	0	5	0	0	0	0.0	0	6.0
Aug 26	at Hawai'i	3	10	0	24	.417	0	0	1	0	4	0	3	0	3.0	0	11.5
Aug 31	vs Marquette	3	13	3	25	.400	0	0	0	0	8	0	3	0	3.0	0	14.5
Sep 1	at Saint Louis	4	9	4	23	.217	0	0	2	0	3	0	2	1	2.0	0	10.0
Sep 1	vs. Western Ky.	4	12	3	32	.281	0	1	2	0	8	0	3	0	3.0	0	14.5
Sep 4	MISSOURI STATE	3	6	1	15	.333	0	0	1	0	3	0	3	0	3.0	0	7.5
Sep 7	NORTH TEXAS	3	9	2	15	.467	0	0	1	0	3	0	2	0	2.0	0	10.0
Sep 7	OREGON STATE	4	16	8	34	.235	0	0	2	0	11	0	5	0	5.0	0	18.5
Sep 8	OMAHA	3	5	2	20	.150	0	1	1	0	5	0	4	0	4.0	0	8.0
Sep 11	at UMKC	3	12	3	23	.391	1	0	1	0	7	0	1	0	1.0	0	12.5
Sep 14	vs Green Bay	4	9	2	26	.269	0	1	0	0	14	0	4	2	4.0	0	12.0
Sep 15	at #7 Minnesota	CANCELLED															
Sep 19	#5 TEXAS*	5	14	4	31	.323	0	2	0	0	7	0	1	0	1.0	0	16.5
Sep 21	at Oklahoma*	3	12	2	34	.294	0	1	0	0	4	0	3	0	3.0	0	14.5
Sep 26	at West Virginia*	3	6	2	17	.235	0	1	2	0	6	0	1	1	1.0	0	7.5
Sep 29	TCU*	4	12	3	31	.290	0	0	1	1	6	0	2	0	2.0	0	13.0
Oct 3	at Texas Tech*	5	12	5	45	.156	0	1	0	0	11	0	6	0	6.0	0	16.0
Oct 10	IOWA STATE*	4	16	4	28	.429	1	0	3	0	9	0	0	0	0.0	0	16.0
Oct 17	#22 KU*	4	13	5	34	.235	0	0	0	0	9	0	0	0	0.0	1	13.0
Oct 20	at #24 Baylor*	3	10	4	33	.182	0	0	0	0	7	0	2	0	2.0	0	11.0
Oct 24	OKLAHOMA*	4	9	6	32	.094	0	1	0	0	14	0	6	0	6.0	0	13.0
Oct 26	at Iowa State*	4	8	2	30	.200	0	1	2	0	10	1	0	0	1.0	0	10.0
Nov 3	WEST VIRGINIA*	3	7	2	15	.333	0	1	1	0	8	0	2	0	2.0	0	9.0
Nov 7	at #5 Texas*	3	7	1	22	.273	0	1	1	0	6	0	1	0	1.0	0	8.5
Nov 10	BAYLOR*	3	5	4	19	.053	0	0	1	0	4	0	0	0	0.0	0	5.0
Nov 14	at KU*	5	11	3	30	.267	0	1	1	0	5	0	5	0	5.0	0	14.5
Nov 17	TEXAS TECH*	4	7	4	25	.120	0	1	1	0	4	0	3	0	3.0	1	9.5
Nov 21	at TCU*	4	15	2	31	.419	0	1	1	0	11	0	4	0	4.0	0	18.0
Totals		98	271	84	711	.263	3	15	25	1	192	1	66	4	67.0	2	320.0



OVERALL CAREER

Season	SP	MP	K	K/S	E	TA	Pct	A	A/S	SA	SA/S	SE	DIG	D/S	RE	BS	BA	TB	B/S	BE	BHE	PTS	PTS/S
2018	98	27	271	2.77	84	711	.263	3	0.03	15	0.15	25	192	1.96	1	1	66	67	0.68	4	2	320.0	3.27
TOTAL	98	27	271	2.77	84	711	.263	3	0.03	15	0.15	25	192	1.96	1	1	66	67	0.68	4	2	320.0	3.27

BIG 12 CAREER

Season	SP	MP	K	K/S	E	TA	Pct	A	A/S	SA	SA/S	SE	DIG	D/S	RE	BS	BA	TB	B/S	BE	BHE	PTS	PTS/S
2018	61	16	164	2.69	53	457	.243	1	0.02	12	0.20	14	121	1.98	1	1	36	37	0.61	1	2	195.0	3.20
TOTAL	61	16	164	2.69	53	457	.243	1	0.02	12	0.20	14	121	1.98	1	1	36	37	0.61	1	2	195.0	3.20



JACQUE SMITH

DS/L

>> SO (RS) >> 5-7
>> KANSAS CITY, MO.
>> ST. TERESA'S ACADEMY



6



CAREER HONORS

Academic All-Big 12 First Team (2018)
Big 12 Commissioner's Honor Roll (Fall 2017)
Big 12 Commissioner's Honor Roll (Fall 2018)

2018 (REDSHIRT FRESHMAN)

Academic All-Big 12 First Team ... Played in 23 matches (48 sets), picking up 39 digs (0.81 per set), one ace and two assists ... Had five or more digs twice, with a season-high seven digs coming in the season opener at Hawai'i on Aug. 25 ... Recorded an ace in season opener at Hawai'i ... Six digs vs. Missouri State on Sept. 4 ... Recorded three, three-dig matches during conference play - vs. TCU, at KU, at TCU ... In conference-only matches, produced 16 digs (0.57 per set) in 13 matches (28 sets).

2017 (FRESHMAN)

Did not appear in any matches (redshirt).

2018 SEASON HIGHS

Digs: 7 8/25/18, at Hawai'i
Assists: 1 2x, 10/3/18, at Texas Tech
Aces: 1 8/25/18, at Hawai'i

CAREER HIGHS

Digs: 7 8/25/18, at Hawai'i
Assists: 1 2x, 10/3/18, at Texas Tech
Aces: 1 8/25/18, at Hawai'i

BIG 12 HIGHS

Digs: 3 3x, 11/21/18, at TCU
Assists: 1 10/3/18, at Texas Tech
Aces: -- --

MISCELLANEOUS

5+ Digs 2 2
10+ Digs 0 0
2+ Aces 0 0

HIGH SCHOOL

Attended St. Teresa's Academy in Kansas City, Missouri ... Set program's single-season digs record with 545 ... Selected to the annual Missouri-Kansas All-Star game following her senior season ... Received all-state, all-district and all-region honors after both her junior and senior seasons, leading STA to the state tournament both years.

PERSONAL

Born on July 13, 1999 in Overland Park, Kansas ... Parents are Charles and Sylvia Medina Smith ... Has one older sister, Samantha ... Mother Sylvia Medina played two years of junior college volleyball and cousin Elizabeth Medina played four years of volleyball at Truman State ... Kinesiology and Nutrition major and wants to become a physical therapist.

2018 MATCH BY MATCH

Date	Opponent	SP	K	E	TA	Pct	A	SA	SE	RE	DIG	BS	BA	BE	Tot	BHE	PTS
Aug 25	at Hawai'i	3	0	0	0	.000	0	1	1	0	7	0	0	0	0.0	0	1.0
Aug 26	at Hawai'i	DNP															
Aug 31	vs Marquette	1	0	0	0	.000	0	0	0	0	0	0	0	0	0.0	0	0.0
Sep 1	at Saint Louis	2	0	0	0	.000	1	0	0	0	2	0	0	0	0.0	0	0.0
Sep 1	vs. Western Ky.	1	0	0	0	.000	0	0	0	0	1	0	0	0	0.0	0	0.0
Sep 4	MISSOURI STATE	3	0	0	0	.000	0	0	0	0	6	0	0	0	0.0	0	0.0
Sep 7	NORTH TEXAS	2	0	0	0	.000	0	0	0	0	1	0	0	0	0.0	0	0.0
Sep 7	OREGON STATE	3	0	0	0	.000	0	0	0	0	0	0	0	0	0.0	0	0.0
Sep 8	OMAHA	1	0	0	0	.000	0	0	0	0	3	0	0	0	0.0	0	0.0
Sep 11	at UMKC	2	0	0	0	.000	0	0	1	0	0	0	0	0	0.0	0	0.0
Sep 14	vs Green Bay	2	0	0	0	.000	0	0	0	0	3	0	0	0	0.0	0	0.0
Sep 15	at #7 Minnesota	CANCELLED															
Sep 19	#5 TEXAS*	2	0	0	0	.000	0	0	0	0	1	0	0	0	0.0	0	0.0
Sep 21	at Oklahoma*	1	0	0	0	.000	0	0	0	0	0	0	0	0	0.0	0	0.0
Sep 26	at West Virginia*	1	0	0	0	.000	0	0	0	0	1	0	0	0	0.0	0	0.0
Sep 29	TCU*	3	0	0	0	.000	0	0	0	1	3	0	0	0	0.0	0	0.0
Oct 3	at Texas Tech*	5	0	0	1	.000	1	0	0	0	2	0	0	0	0.0	0	0.0
Oct 10	IOWA STATE*	1	0	0	0	.000	0	0	0	0	0	0	0	0	0.0	0	0.0
Oct 17	#22 KU*	1	0	0	0	.000	0	0	0	0	0	0	0	0	0.0	0	0.0
Oct 20	at #24 Baylor*	DNP															
Oct 24	OKLAHOMA*	2	0	0	0	.000	0	0	0	0	0	0	0	0	0.0	0	0.0
Oct 26	at Iowa State*	4	0	0	0	.000	0	0	0	0	2	0	0	0	0.0	0	0.0
Nov 3	WEST VIRGINIA*	DNP															
Nov 7	at #5 Texas*	DNP															
Nov 10	BAYLOR*	3	0	0	0	.000	0	0	0	0	0	0	0	0	0.0	0	0.0
Nov 14	at KU*	2	0	0	0	.000	0	0	1	0	3	0	0	0	0.0	0	0.0
Nov 17	TEXAS TECH*	2	0	0	0	.000	0	0	0	0	1	0	0	0	0.0	0	0.0
Nov 21	at TCU*	1	0	0	0	.000	0	0	0	0	3	0	0	0	0.0	0	0.0
Totals		48	0	0	1	.000	2	1	3	1	39	0	0	0	0.0	0	1.0

OVERALL CAREER

Season	SP	MP	K	K/S	E	TA	Pct	A	A/S	SA	SA/S	SE	DIG	D/S	RE	BS	BA	TB	B/S	BE	BHE	PTS	PTS/S
2017	REDSHIRT																						
2018	48	23	0	0.00	0	1	.000	2	0.04	1	0.02	3	39	0.81	1	0	0	0	0.00	0	0	1.0	0.02
TOTAL	48	23	0	0.00	0	1	.000	2	0.04	1	0.02	3	39	0.81	1	0	0	0	0.00	0	0	1.0	0.02

BIG 12 CAREER

Season	SP	MP	K	K/S	E	TA	Pct	A	A/S	SA	SA/S	SE	DIG	D/S	RE	BS	BA	TB	B/S	BE	BHE	PTS	PTS/S
2017	REDSHIRT																						
2018	28	13	0	0.00	0	1	.000	1	0.04	0	0.00	1	16	0.57	1	0	0	0	0.00	0	0	0.0	0.00
TOTAL	28	13	0	0.00	0	1	.000	1	0.04	0	0.00	1	16	0.57	1	0	0	0	0.00	0	0	0.0	0.00



KENZIE SMITH

DS/S

>> FR (RS) >> 5-9

>> MANHATTAN, KAN.

>> MANHATTAN HS



8



HONORS

Big 12 Commissioner's Honor Roll (Fall 2018)
Big 12 Commissioner's Honor Roll (Spring 2019)

2018 (FRESHMAN)

Did not appear in a match (redshirt).

HIGH SCHOOL

Attended Manhattan High School where she was a three-year letterwinner, helping the Indians to a berth in the state tournament three straight seasons ... Set a single-season program record with 983 assists her senior season, earning first team all-league, second team all-state and a spot on the state all-tournament team ... Selected to the KVA All-Star Game in 2018 ... Named second team all-league and all-state her junior season ... Recorded 983

assists, 254 digs, 48 aces, 40 kills and 53 blocks her senior year ... Also played softball her freshman and sophomore years, earning second team all-league in both seasons ... Posted a 4.0 GPA and was a member of National Honors Society, FCA, Spanish Club and was the varsity wrestling manager.

PERSONAL

Born on July 18, 2000 in Manhattan, Kansas ... Daughter of Michael and Molly Smith ... Has one older sister, Kylie, and two younger brothers, Kason and Kamryn ... Both parents attended K-State ... Father Michael played football at K-State and is the wide receivers coach at the University of Kentucky ... Sister Kylie played softball at the University of Arkansas ... Credits her father as being the biggest influence in her life as an athlete ... Communication Studies major.

2018 SEASON HIGHS

Assists: -- --
Digs: -- --
Kills: -- --
Blocks: -- --
Aces: -- --
Points: -- --

CAREER HIGHS

Assists: -- --
Digs: -- --
Kills: -- --
Blocks: -- --
Aces: -- --
Points: -- --

BIG 12 HIGHS

Assists: -- --
Digs: -- --
Kills: -- --
Blocks: -- --
Aces: -- --
Points: -- --

MISCELLANEOUS

	'18	Total
20+ Assists	0	0
30+ Assists	0	0
5+ Kills	0	0
5+ Digs	0	0
10+ Digs	0	0
5+ Blocks	0	0
Double-Doubles	0	0
2+ Aces	0	0

2018 MATCH BY MATCH

Date	Opponent	SP	K	E	TA	Pct	A	SA	SE	RE	DIG	BS	BA	BE	Tot	BHE	PTS
Aug 25	at Hawai'i					DNP											
Aug 26	at Hawai'i					DNP											
Aug 31	vs Marquette					DNP											
Sep 1	at Saint Louis					DNP											
Sep 1	vs. Western Ky.					DNP											
Sep 4	MISSOURI STATE					DNP											
Sep 7	NORTH TEXAS					DNP											
Sep 7	OREGON STATE					DNP											
Sep 8	OMAHA					DNP											
Sep 11	at UMKC					DNP											
Sep 14	vs Green Bay					DNP											
Sep 15	at #7 Minnesota					CANCELLED											
Sep 19	#5 TEXAS*					DNP											
Sep 21	at Oklahoma*					DNP											
Sep 26	at West Virginia*					DNP											
Sep 29	TCU*					DNP											
Oct 3	at Texas Tech*					DNP											
Oct 10	IOWA STATE*					DNP											
Oct 17	#22 KU*					DNP											
Oct 20	at #24 Baylor*					DNP											
Oct 24	OKLAHOMA*					DNP											
Oct 26	at Iowa State*					DNP											
Nov 3	WEST VIRGINIA*					DNP											
Nov 7	at #5 Texas*					DNP											
Nov 10	BAYLOR*					DNP											
Nov 14	at KU*					DNP											
Nov 17	TEXAS TECH*					DNP											
Nov 21	at TCU*					DNP											
Totals		--	--	--	--	--	--	--	--	--	--	--	--	--	--	--	--

OVERALL CAREER

Season	SP	MP	K	K/S	E	TA	Pct	A	A/S	SA	SA/S	SE	DIG	D/S	RE	BS	BA	TB	B/S	BE	BHE	PTS	PTS/S
2018																							
TOTAL																							

BIG 12 CAREER

Season	SP	MP	K	K/S	E	TA	Pct	A	A/S	SA	SA/S	SE	DIG	D/S	RE	BS	BA	TB	B/S	BE	BHE	PTS	PTS/S
2018																							
TOTAL																							



MEGAN VERNON

MB

>> SO (RS) >> 6-2

>> MISSISSAUGA, ONTARIO, CANADA

>> ST. JOAN OF ARC CATHOLIC



14



HONORS

Big 12 Commissioner's Honor Roll (Fall 2017)
Big 12 Commissioner's Honor Roll (Fall 2018)
Big 12 Commissioner's Honor Roll (Spring 2019)

2018 (REDSHIRT FRESHMAN)

Appeared in one match (one set), picking up a kill on one swing against Green Bay on Sept. 14 at the Gopher Fall Classic in Minneapolis, Minnesota.

2017 (FRESHMAN)

Did not appear in any matches (redshirt).

HIGH SCHOOL

Attended St. Joan of Arc Catholic Secondary School in Mississauga, Ontario, Canada ... First-ever Canadian K-State volleyball signee ... Named Female Athlete of the Year at her high school after her freshman and sophomore seasons ... Selected MVP of her volleyball team her junior year ... Two-time regional high jump champion in track and field.

PERSONAL

Biology major.

2018 SEASON HIGHS

Kills: 1 9/14/18, vs. Green Bay
Att. %: -- --
Blocks: -- --
Aces: -- --
Points: 1.0 9/14/18, vs. Green Bay

CAREER HIGHS

Kills: 1 9/14/18, vs. Green Bay
Att. %: -- --
Blocks: -- --
Aces: -- --
Points: 1.0 9/14/18, vs. Green Bay

BIG 12 HIGHS

Kills: -- --
Att. %: -- --
Blocks: -- --
Aces: -- --
Points: -- --

MISCELLANEOUS

	'18	Total
5+ Kills	0	0
10+ Kills	0	0
.300+ Hitting %	0	0
.400+ Hitting %	0	0
5+ Blocks	0	0
10+ Blocks	0	0
2+ Aces	0	0

2018 MATCH BY MATCH

Date	Opponent	SP	K	E	TA	Pct	A	SA	SE	RE	DIG	BS	BA	BE	Tot	BHE	PTS
Aug 25	at Hawai'i					DNP											
Aug 26	at Hawai'i					DNP											
Aug 31	vs Marquette					DNP											
Sep 1	at Saint Louis					DNP											
Sept 1	vs. Western Ky.					DNP											
Sep 4	MISSOURI STATE					DNP											
Sep 7	NORTH TEXAS					DNP											
Sep 7	OREGON STATE					DNP											
Sep 8	OMAHA					DNP											
Sep 11	at UMKC					DNP											
Sep 14	vs Green Bay	1	1	0	1	1.000	0	0	0	0	0	0	0	0	0.0	0	1.0
Sep 15	at #7 Minnesota					CANCELLED											
Sep 19	#5 TEXAS*					DNP											
Sep 21	at Oklahoma*					DNP											
Sep 26	at West Virginia*					DNP											
Sep 29	TCU*					DNP											
Oct 3	at Texas Tech*					DNP											
Oct 10	IOWA STATE*					DNP											
Oct 17	#22 KU*					DNP											
Oct 20	at #24 Baylor*					DNP											
Oct 24	OKLAHOMA*					DNP											
Oct 26	at Iowa State*					DNP											
Nov 3	WEST VIRGINIA*					DNP											
Nov 7	at #5 Texas*					DNP											
Nov 10	BAYLOR*					DNP											
Nov 14	at KU*					DNP											
Nov 17	TEXAS TECH*					DNP											
Nov 21	at TCU*					DNP											
Totals		1	1	0	1	1.000	0	0	0	0	0	0	0	0	0.0	0	1.0

OVERALL CAREER

Season	SP	MP	K	K/S	E	TA	Pct	A	A/S	SA	SA/S	SE	DIG	D/S	RE	BS	BA	TB	B/S	BE	BHE	PTS	PTS/S
2017																							
2018	1	1	1	1.00	0	1	1.000	0	0.00	0	0.00	0	0	0.00	0	0	0	0	0.00	0	0	1.0	1.00
TOTAL	1	1	1	1.00	0	1	1.000	0	0.00	0	0.00	0	0	0.00	0	0	0	0	0.00	0	0	1.0	1.00

BIG 12 CAREER

Season	SP	MP	K	K/S	E	TA	Pct	A	A/S	SA	SA/S	SE	DIG	D/S	RE	BS	BA	TB	B/S	BE	BHE	PTS	PTS/S
2017	--	--	--	--	--	--	--	--	--	--	--	--	--	--	--	--	--	--	--	--	--	--	--
2018																							
TOTAL	--	--	--	--	--	--	--	--	--	--	--	--	--	--	--	--	--	--	--	--	--	--	--



MCKENZI WEBER

DS/L


>> SR >> 5-7

>> OVERLAND PARK, KAN.

>> BISHOP MIEGE HS



20



CAREER HONORS

Academic All-Big 12 First Team (2018)
Big 12 Commissioner's Honor Roll (Fall 2016)
Big 12 Commissioner's Honor Roll (Spring 2017)
Big 12 Commissioner's Honor Roll (Fall 2017)
Big 12 Commissioner's Honor Roll (Fall 2018)
Big 12 Commissioner's Honor Roll (Spring 2019)

2018 (JUNIOR)

Academic All-Big 12 First Team ... Appeared in six matches (seven sets), registering five digs (0.71 per set) ... Picked up three digs at Hawai'i on Aug. 26 and two against Green Bay on September 14.

2017 (SOPHOMORE)

Appeared in two matches (two sets), recording one dig at Omaha on September 14.

2018 SEASON HIGHS

Digs: 3 8/26/18. at Hawai'i
Aces: -- --
Assists: -- --

CAREER HIGHS

Digs: 3 8/26/18. at Hawai'i
Aces: -- --
Assists: -- --

BIG 12 HIGHS

Digs: -- --
Aces: -- --
Assists: -- --

MISCELLANEOUS

	'18	'17	'16	Total
5+ Digs	0	0	0	0
10+ Digs	0	0	0	0
2+ Aces	0	0	0	0

2016 (FRESHMAN)

Appeared in three matches (three sets), recording two digs ... Picked up a dig vs. Loyola on September 10 and vs. UMKC on September 16.

HIGH SCHOOL

Attended Bishop Miege in Overland Park, Kansas.

PERSONAL

Daughter of Stan and Nancy Weber ... Has one sister, Brittani, and two brothers, Stanton and Landry ... Father Stan played quarterback at K-State and is a K-State radio analyst ... Brother Stanton played football at K-State and is a graduate assistant under Bill Snyder ... Brother Landry is a redshirt freshman wide receiver for the Wildcats ... Bakery Science and Management major.

2018 MATCH BY MATCH

Date	Opponent	SP	K	E	TA	Pct	A	SA	SE	RE	DIG	BS	BA	BE	Tot	BHE	PTS
Aug 25	at Hawai'i	1	0	0	0	.000	0	0	0	0	0	0	0	0	0.0	0	0.0
Aug 26	at Hawai'i	2	0	0	0	.000	0	0	1	0	3	0	0	0	0.0	0	0.0
Aug 31	vs Marquette					DNP											
Sep 1	at Saint Louis					DNP											
Sep 1	vs. Western Ky.					DNP											
Sep 4	MISSOURI STATE					DNP											
Sep 7	NORTH TEXAS					DNP											
Sep 7	OREGON STATE					DNP											
Sep 8	OMAHA					DNP											
Sep 11	at UMKC					DNP											
Sep 14	vs Green Bay	1	0	0	0	.000	0	0	0	1	2	0	0	0	0.0	0	0.0
Sep 15	at #7 Minnesota					CANCELLED											
Sep 19	#5 TEXAS*					DNP											
Sep 21	at Oklahoma*					DNP											
Sep 26	at West Virginia*					DNP											
Sep 29	TCU*	1	0	0	0	.000	0	0	0	1	0	0	0	0	0.0	0	0.0
Oct 3	at Texas Tech*					DNP											
Oct 10	IOWA STATE*					DNP											
Oct 17	#22 KU*					DNP											
Oct 20	at #24 Baylor*					DNP											
Oct 24	OKLAHOMA*					DNP											
Oct 26	at Iowa State*					DNP											
Nov 3	WEST VIRGINIA*	1	0	0	0	.000	0	0	0	1	0	0	0	0	0.0	0	0.0
Nov 7	at #5 Texas*	1	0	0	0	.000	0	0	0	0	0	0	0	0	0.0	0	0.0
Nov 10	BAYLOR*					DNP											
Nov 14	at KU*					DNP											
Nov 17	TEXAS TECH*					DNP											
Nov 21	at TCU*					DNP											
Totals		7	0	0	0	.000	0	0	1	3	5	0	0	0	0.0	0	0.0

2017 MATCH BY MATCH

Date	Opponent	SP	K	E	TA	Pct	A	SA	SE	RE	DIG	BS	BA	BE	Tot	BHE	PTS
Aug 25	vs Pacific	DNP															
Aug 26	vs Idaho	DNP															
Aug 26	at Oregon State	DNP															
Aug 31	ARKANSAS	DNP															
Sep 1	SYRACUSE	DNP															
Sep 2	#6 WISCONSIN	DNP															
Sep 7	vs North Florida	DNP															
Sep 8	vs Xavier	DNP															
Sep 8	at Georgia Tech	DNP															
Sep 12	UMKC	1	0	0	0	.000	0	0	0	0	0	0	0	0	0.0	0	0.0
Sep 14	at Omaha	1	0	0	0	.000	0	0	0	0	1	0	0	0	0.0	0	0.0
Sep 15	vs #10 Nebraska	DNP															
Sep 16	vs UNI	DNP															
Sep 20	at Oklahoma	DNP															
Sep 24	#12 KU	DNP															
Sep 30	at #5 Texas	DNP															
Oct 4	at TCU	DNP															
Oct 7	TEXAS TECH	DNP															
Oct 11	at #23 Iowa State	DNP															
Oct 14	#25 BAYLOR	DNP															
Oct 21	at West Virginia	DNP															
Oct 25	#22 IOWA STATE	DNP															
Oct 28	at Texas Tech	DNP															
Nov 1	#3 TEXAS	DNP															
Nov 8	at #11 KU	DNP															
Nov 11	TCU	DNP															
Nov 15	at #19 Baylor	DNP															
Nov 18	OKLAHOMA	DNP															
Nov 22	WEST VIRGINIA	DNP															
Totals		2	0	0	0	.000	0	0	0	0	1	0	0	0	0.0	0	0.0

2016 MATCH BY MATCH

Date	Opponent	SP	K	E	TA	Pct	A	SA	SE	RE	DIG	BS	BA	BE	Total	BHE	PTS
Aug 26	vs Arizona	DNP															
Aug 27	at #6 Hawaii	DNP															
Aug 28	vs #4 Wisconsin	DNP															
Sep 2	MICHIGAN	DNP															
Sep 3	TENNESSEE ST.	DNP															
Sep 3	GEORGIA TECH	DNP															
Sep 9	MISSISSIPPI ST.	DNP															
Sep 9	MIAMI (FL)	1	0	0	0	.000	0	0	0	0	0	0	0	0	0.0	0	0.0
Sep 10	LOYOLA	1	0	0	0	.000	0	0	0	0	1	0	0	0	0.0	0	0.0
Sep 13	CREIGHTON	DNP															
Sep 16	vs UMKC	1	0	0	0	.000	0	0	1	1	1	0	0	0	0.0	0	0.0
Sep 16	at Arkansas	DNP															
Sep 17	vs Southern Miss	DNP															
Sep 21	IOWA ST.	DNP															
Sep 25	at Baylor	DNP															
Oct 1	#4 TEXAS	DNP															
Oct 5	at Texas Tech	DNP															
Oct 8	TCU	DNP															
Oct 12	at #6 KU	DNP															
Oct 15	at Oklahoma	DNP															
Oct 22	WEST VIRGINIA	DNP															
Oct 26	at Iowa St.	DNP															
Oct 29	BAYLOR	DNP															
Nov 2	#4 KU	DNP															
Nov 5	at TCU	DNP															
Nov 9	at West Virginia	DNP															
Nov 16	OKLAHOMA	DNP															
Nov 19	at #7 Texas	DNP															
Nov 26	TEXAS TECH	DNP															
Dec 2	LIPSCOMB	DNP															
Dec 3	OHIO STATE	DNP															
Totals		3	0	0	0	.000	0	0	1	1	2	0	0	0	0.0	0	0.0

OVERALL CAREER

Season	SP	MP	K	K/S	E	TA	Pct	A	A/S	SA	SA/S	SE	DIG	D/S	RE	BS	BA	TB	B/S	BE	BHE	PTS	PTS/S
2016	3	3	0	0.00	0	0	.000	0	0.00	0	0.00	1	2	0.67	1	0	0	0	0.00	0	0	0.0	0.00
2017	2	2	0	0.00	0	0	.000	0	0.00	0	0.00	0	1	0.50	0	0	0	0	0.00	0	0	0.0	0.00
2018	7	6	0	0.00	0	0	.000	0	0.00	0	0.00	1	5	0.71	3	0	0	0	0.00	0	0	0.0	0.00
TOTAL	12	11	0	0.00	0	0	.000	0	0.00	0	0.00	2	8	0.67	4	0	0	0	0.00	0	0	0.0	0.00

BIG 12 CAREER

Season	SP	MP	K	K/S	E	TA	Pct	A	A/S	SA	SA/S	SE	DIG	D/S	RE	BS	BA	TB	B/S	BE	BHE	PTS	PTS/S
2016	--	--	--	--	--	--	--	--	--	--	--	--	--	--	--	--	--	--	--	--	--	--	--
2017	--	--	--	--	--	--	--	--	--	--	--	--	--	--	--	--	--	--	--	--	--	--	--
2018	3	3	0	0.00	0	0	.000	0	0.00	0	0.00	0	0	0.00	2	0	0	0	0.00	0	0	0.0	0.00
TOTAL	3	3	0	0.00	0	0	.000	0	0.00	0	0.00	0	0	0.00	2	0	0	0	0.00	0	0	0.0	0.00



PEYTON WILLIAMS

MB

>> JR (RS) >> 6-4
>> TOPEKA, KAN.
>> CAIR PARAVEL LATIN SCHOOL



11



CAREER HONORS

K-State Invitational All-Tournament Team (2018)
Big 12 All-Freshman Team (2017)
Academic All-Big 12 First Team (2018)
Academic All-Big 12 First Team (2017)
Big 12 Freshman of the Week (8/28/17)
Big 12 Commissioner's Honor Roll (Fall 2016)
Big 12 Commissioner's Honor Roll (Spring 2017)
Big 12 Commissioner's Honor Roll (Fall 2017)
Big 12 Commissioner's Honor Roll (Fall 2018)
Big 12 Commissioner's Honor Roll (Spring 2019)

2018 (REDSHIRT SOPHOMORE)

Academic All-Big 12 First Team ... Named to the All-Tournament Team of the K-State Invitational ... Appeared in 24 matches (75 sets) and led team with a .325 hitting percentage, the seventh-highest in the conference ... Registered 141 kills (1.88 per set) and 49 total blocks (0.65 per set) ... Four matches with 10 or more kills with a season-high 11 coming on three occasions: vs. TCU (Sept. 29), at Texas Tech (Oct. 3) and at Baylor (Oct. 20) ... Five matches hitting over .400, hitting a season-best .550 at Baylor on Oct 20 (11 kills, 0 errors, 20 attempts) ... Twice registered a season-best five blocks - at Hawai'i on Aug. 26 and at Texas Tech on Oct. 3 ... In league-only matches, hit .310 to rank seventh in the conference ... Averaged 1.82 kills per set and recorded 32 blocks (0.64 per set)

2017 (REDSHIRT FRESHMAN)

Big 12 All-Freshman Team ... Academic All-Big 12 First Team ... Named Big 12 Freshman of the Week on Aug. 28 following the season's opening weekend at the Beaver State Classic where she hit over .700 in two matches against

Idaho and Oregon State... Ended the season as the team leader in hitting percentage at .309, the highest efficiency by a Wildcat since Kaitlynn Pelger's .317 in 2012 ... Fourteen times she hit .300 or higher and 11 times she eclipsed the .400 mark (led team) ... Finished second on team with 88 total blocks and 0.86 blocks per set ... Recorded double-figure kills eight times, with a season-best 14 vs. Kansas on Sept. 24 ... Season-high eight blocks at West Virginia on Oct. 21 ... Averaged 1.87 kills per set with 191 total kills ... In Big 12 play, she led team with a .269 hitting percentage and was second with 118 kills (1.82 per set) and 62 blocks (0.95 per set).

2016 (FRESHMAN)

Did not appear in any matches (redshirt) ... Also a member of the K-State women's basketball team.

HIGH SCHOOL

Lettered in five years at Cair Paravel Latin School in Topeka, Kansas ... First team all-league and league MVP in each of her five seasons ... During her club career with Topeka Impact, she was named all-tournament at the 2015 USA Volleyball Girls National Championship after helping the 17-1 team finish third ... Also lettered in four years in basketball ... Named all-league four times ... Scored more than 1,200 points ... Averaged 19.3 points and 13.1 rebounds as a junior ... Played golf as a freshman.

PERSONAL

Born in Topeka, Kansas ... Daughter of Eric Williams and Kim Fertig; step daughter to Todd Fertig and Heidi Williams ... Has a younger brother, Carter ... During high school, was involved with choir, Madrigals, theatre, art and student council ... Anthropology major.

2018 SEASON HIGHS

Kills: 11 3x, 10/20/18, at Baylor
Att. %: .550 10/20/18, at Baylor
Blocks: 5 2x, 10/3/18, at Texas Tech
Aces: 3 10/17/18, KU
Points: 13.5 2x, 10/17/18, KU

CAREER HIGHS

Kills: 14 9/24/17, KU
Att. %: .750 8/26/17, at Oregon State
Blocks: 8 10/21/17, at West Virginia
Aces: 3 10/17/18, KU
Points: 16.0 10/21/17, at West Virginia

BIG 12 HIGHS

Kills: 14 9/24/17, KU
Att. %: .550 10/20/18, at Baylor
Blocks: 8 10/21/17, at West Virginia
Aces: 3 10/17/18, KU
Points: 16.0 10/21/17, at West Virginia

MISCELLANEOUS

	'18	'17	Total
5+ Kills	17	20	37
10+ Kills	4	8	12
5+ Blocks	2	7	9
.300+ Hitting %	8	14	22
.400+ Hitting %	5	11	16
2+ Aces	1	0	1
2+ Assists	0	3	3

2018 MATCH BY MATCH

Date	Opponent	SP	K	E	TA	Pct	A	SA	SE	RE	DIG	BS	BA	BE	Tot	BHE	PTS
Aug 25	at Hawai'i	3	9	1	18	.444	1	0	0	0	2	0	1	0	1.0	0	9.5
Aug 26	at Hawai'i	3	2	5	20	-.150	0	0	0	0	1	0	5	0	5.0	0	4.5
Aug 31	vs Marquette	DNP															
Sep 1	at Saint Louis	4	9	1	16	.500	0	1	2	0	3	0	1	0	1.0	0	10.5
Sep 1	vs. Western Ky.	DNP															
Sep 4	MISSOURI STATE	2	5	0	10	.500	0	0	0	0	1	0	4	0	4.0	0	7.0
Sep 7	NORTH TEXAS	2	5	0	5	1.000	0	0	0	0	0	0	0	0	0.0	0	5.0
Sep 7	OREGON STATE	3	5	1	8	.500	0	0	0	0	1	0	3	0	3.0	0	6.5
Sep 8	OMAHA	3	9	2	20	.350	0	0	0	0	1	0	0	0	0.0	0	9.0
Sep 11	at UMKC	3	5	0	9	.556	0	0	0	0	0	0	1	0	1.0	0	5.5
Sep 14	vs Green Bay	2	1	1	4	.000	0	0	0	0	2	0	2	0	2.0	0	2.0
Sep 15	at #7 Minnesota	CANCELLED															
Sep 19	#5 TEXAS*	5	7	5	19	.105	0	0	0	0	2	0	2	0	2.0	0	8.0
Sep 21	at Oklahoma*	1	2	0	2	1.000	0	0	0	0	0	0	0	0	0.0	0	2.0
Sep 26	at West Virginia*	3	6	2	11	.364	0	0	0	1	0	1	1	0	2.0	0	7.5
Sep 29	TCU*	4	11	2	21	.429	0	0	0	0	3	0	0	1	0.0	0	11.0
Oct 3	at Texas Tech*	5	11	3	34	.235	0	0	0	0	1	0	5	0	5.0	0	13.5
Oct 10	IOWA STATE*	1	0	0	0	.000	0	0	0	0	0	0	0	0	0.0	0	0.0
Oct 17	#22 KU*	4	10	6	24	.167	0	3	3	0	5	0	1	0	1.0	0	13.5
Oct 20	at #24 Baylor*	3	11	0	20	.550	1	0	3	0	3	0	4	0	4.0	0	13.0
Oct 24	OKLAHOMA*	4	5	1	16	.250	0	1	0	0	3	0	3	0	3.0	0	7.5
Oct 26	at Iowa State*	2	2	3	8	-.125	0	0	0	0	0	0	1	0	1.0	0	2.5
Nov 3	WEST VIRGINIA*	3	3	0	6	.500	0	0	0	0	0	0	3	0	3.0	0	4.5
Nov 7	at #5 Texas*	3	5	1	9	.444	0	0	0	0	1	0	3	0	3.0	0	6.5
Nov 10	BAYLOR*	3	4	2	9	.222	0	0	0	0	0	0	1	0	1.0	0	4.5
Nov 14	at KU*	5	6	1	15	.333	1	0	0	0	1	0	3	0	3.0	0	7.5
Nov 17	TEXAS TECH*	4	8	0	16	.500	0	0	0	0	0	1	3	0	4.0	1	10.5
Nov 21	at TCU*	DNP															
Totals		75	141	37	320	.325	3	5	8	1	30	2	47	1	49.0	1	171.5

2017 MATCH BY MATCH

Date	Opponent	SP	K	E	TA	Pct	A	SA	SE	RE	DIG	BS	BA	BE	Tot	BHE	PTS
Aug 25	vs Pacific	DNP															
Aug 26	vs Idaho	2	7	0	10	.700	0	0	0	0	0	1	0	0	1.0	0	8.0
Aug 26	at Oregon State	3	9	0	12	.750	0	0	0	0	2	0	5	0	5.0	0	11.5
Aug 31	ARKANSAS	4	7	1	11	.545	0	0	0	0	1	0	2	0	2.0	0	8.0
Sep 1	SYRACUSE	4	4	2	12	.167	0	0	0	0	0	0	2	0	2.0	0	5.0
Sep 2	#6 WISCONSIN	3	2	2	8	.000	0	0	0	0	1	0	1	0	1.0	0	2.5
Sep 7	vs North Florida	4	6	1	12	.417	0	0	0	0	0	0	2	0	2.0	0	7.0
Sep 8	vs Xavier	2	6	1	12	.417	0	0	0	0	2	0	1	1	1.0	0	6.5
Sep 8	at Georgia Tech	1	3	2	7	.143	0	0	0	1	0	0	0	0	0.0	0	3.0
Sep 12	UMKC	2	2	1	4	.250	0	0	0	0	0	0	3	0	3.0	0	3.5
Sep 14	at Omaha	4	12	1	18	.611	0	0	0	0	0	1	3	0	4.0	0	14.5
Sep 15	vs #10 Nebraska	3	5	2	18	.167	0	0	0	0	1	0	1	0	1.0	0	5.5
Sep 16	vs UNI	5	10	2	24	.333	2	0	0	0	2	0	4	0	4.0	0	12.0
Sep 20	at Oklahoma	5	11	2	23	.391	0	0	0	0	2	1	6	0	7.0	0	15.0
Sep 24	#12 KU	5	14	2	26	.462	0	0	0	0	0	0	3	0	3.0	1	15.5
Sep 30	at #5 Texas	3	1	2	12	-.083	1	0	0	0	1	0	0	0	0.0	0	1.0
Oct 4	at TCU	4	6	2	21	.190	1	0	0	0	2	0	6	0	6.0	0	9.0
Oct 7	TEXAS TECH	5	11	2	19	.474	1	1	2	0	3	0	7	0	7.0	0	15.5
Oct 11	at #23 Iowa State	2	1	1	5	.000	0	0	1	0	2	0	0	0	0.0	0	1.0
Oct 14	#25 BAYLOR	4	11	1	21	.476	2	0	0	0	0	1	5	1	6.0	0	14.5
Oct 21	at West Virginia	5	12	3	24	.375	0	0	0	0	1	0	8	0	8.0	0	16.0
Oct 25	#22 IOWA STATE	3	4	0	10	.400	0	0	0	0	1	1	2	0	3.0	1	6.0
Oct 28	at Texas Tech	5	10	3	26	.269	0	0	0	0	2	1	4	0	5.0	0	13.0
Nov 1	#3 TEXAS	5	9	4	23	.217	0	0	0	0	0	0	3	0	3.0	0	10.5
Nov 8	at #11 KU	4	5	4	20	.050	0	0	0	0	1	0	3	0	3.0	0	6.5
Nov 11	TCU	5	9	4	30	.167	0	0	0	0	1	0	4	1	4.0	0	11.0
Nov 15	at #19 Baylor	4	7	4	20	.150	0	0	0	0	0	0	1	0	1.0	0	7.5
Nov 18	OKLAHOMA	3	7	0	15	.467	2	0	0	0	1	0	4	1	4.0	0	9.0
Nov 22	WEST VIRGINIA	3	0	1	14	-.071	0	0	0	0	1	0	2	0	2.0	0	1.0
Totals		102	191	50	457	.309	9	1	3	1	27	6	82	4	88.0	2	239.0



OVERALL CAREER

Season	SP	MP	K	K/S	E	TA	Pct	A	A/S	SA	SA/S	SE	DIG	D/S	RE	BS	BA	TB	B/S	BE	BHE	PTS	PTS/S
2016	REDSHIRT																						
2017	102	28	191	1.87	50	457	.309	9	0.09	1	0.01	3	27	0.26	1	6	82	88	0.86	4	2	239.0	2.34
2018	75	24	141	1.88	37	320	.325	3	0.04	5	0.07	8	30	0.40	1	2	47	49	0.65	1	1	171.5	2.28
TOTAL	177	52	332	1.88	87	777	.315	12	0.07	6	0.03	11	57	0.32	2	8	129	137	0.77	5	3	410.5	2.32

BIG 12 CAREER

Season	SP	MP	K	K/S	E	TA	Pct	A	A/S	SA	SA/S	SE	DIG	D/S	RE	BS	BA	TB	B/S	BE	BHE	PTS	PTS/S
2016	REDSHIRT																						
2017	65	16	118	1.82	35	309	.269	7	0.11	1	0.02	3	18	0.28	0	4	58	62	0.95	3	2	152.0	2.34
2018	50	15	91	1.82	26	210	.310	2	0.04	4	0.08	6	19	0.38	1	2	30	32	0.64	1	1	112.0	2.24
TOTAL	115	31	209	1.82	61	519	.285	9	0.08	5	0.04	9	37	0.32	1	6	88	94	0.82	4	3	264.0	2.30



**SUZIE
FRITZ**

HEAD COACH

- >> 19th SEASON
- >> FLORIDA ATLANTIC, '94
- >> CLAY CENTER, KAN.



**19TH
SEASON**

CAREER RECORD:
341-209 (.620)

Since taking the helm of the program in 2001, Suzie Fritz has established K-State volleyball as not only a contender in the Big 12 but also the nation. A Kansas native and part of the program since 1997, Fritz is K-State's winningest coach and has helped the program reach the NCAA Tournament 16 times, including 12 as the head coach.

Fritz has accumulated 341 career wins in 18 seasons and led the Wildcats to being nationally ranked in 11 different campaigns. She has a 175-151 (.536) record in Big 12 action, with the 175 wins ranking third among Big 12 teams since 2001. Fritz helped lead the Wildcats to their first and only Big 12 title in 2003 when the nationally ranked Cats were 18-2 in conference and 30-5 overall.

From an individual standpoint, Fritz has helped guide nine Wildcats to 19 All-America honors, including the program's only three-time honoree in Wildcat setter Katie Brand. In 2018, K-State had three All-America Honorable Mention selections - most in program history - in setter Sarah Dixon, opposite Gloria Mutiri and outside hitter Kylee Zumach.

In addition to her All-America recognition, Mutiri was also named AVCA Midwest Freshman of the Year as well as All-Big 12 Second Team honors. Mutiri, who played all six rotations in her initial campaign, was named Big 12 Rookie of the Week twice.

The Wildcats have enjoyed great success in the classroom in addition to on the court. K-State has earned the most Academic All-Big 12 honors in conference history, including 133 since Fritz was named head coach in 2001 with a program-record 12 coming in 2018. The Wildcats have also earned the prestigious AVCA Academic Team Award (3.3 team GPA or higher) 15 times under Fritz's direction, including in each of the last eight years. JuliAnne Chisholm and Cari Jensen have combined to earn four Academic All-American honors under Fritz while the Wildcats have accumulated 22 Academic All-District distinctions, including recent Wildcats Brand and Kersten Kober notching that achievement in 2015 and 2016. Kober was also named Big 12 Volleyball Scholar-Athlete of the Year in 2015, the first recipient of the award in program history.

In 2018, K-State entered conference play 10-1, including a season-long eight-match winning streak. For the first time since 2011, the Wildcats swept the season series of the Sunflower Showdown - with a 3-1 home win over then-No. 22 KU before erasing a two-set deficit to win in five sets in Lawrence on Nov. 14. The Cats also picked up back-to-back wins over ranked opponents for the first time since 2011 with their four-set



THE FRITZ FILE

Coaching Record

Overall: 341-209/18 years (.620)
At K-State: Same
Big 12: 175-154/18 years (.532)
In NCAA Tournament:
Head Coach: 10-12/12 years (.455)
Assistant Coach: 4-4/4 years (.500)

Honors

2002 & 2003 Big 12 Coach of the Year
2003 Central Region Coach of the Year
Led K-State to its first Big 12 Conference title (2003)
Winningest coach in K-State Volleyball history

Hire Date

Originally hired as an assistant coach on June 17, 1997
Named interim head coach on August 1, 2001
Assumed permanent head coach duties on October 11, 2001

Birthdate/Hometown

April 14, 1972/Clay Center, Kansas

Education

Undergraduate - Florida Atlantic University, Boca Raton, Fla.
B.S. in Exercise Science and Wellness Education, '94
Graduate - Kansas State University, Manhattan, Kan.
M.A. in Educational Administration and Leadership, '02

Playing Experience

Clay Center High School, Clay Center, Kan.
4 years, setter, 1986-90
Barton County Community College, Great Bend, Kan.
2 years, setter, 1990-91
University of Louisiana-Monroe, Monroe, La.
1 year, setter, 1992
Florida Atlantic University, Boca Raton, Fla.
1 year, setter, 1993

Coaching Experience

1994 Florida Atlantic; assistant coach
1995-96 Barton County CC; assistant coach
1997-2000 Kansas State, assistant coach
2001-Present Kansas State, head coach

Coaching Tree

Jeff Hulsmeyer - Associate Head Coach, Florida State (2015-pres.)
Former assistant under Fritz at K-State from 2009-14

Justin Ingram - Head Coach, UIC (2017-pres.)
Former assistant under Fritz at K-State from 2001-08

Dawn Sullivan - Head Coach, UNLV (2018-pres.)
Formerly Dawn Cady, Wildcat from 1996-99

Michaela Franklin - Head Coach, Clemson (2017-pres.)
Former Wildcat, 2002-04

Jason Watson - Head Coach, Arkansas (2016-pres.)
Former assistant under Fritz in 2001

Kylee Zumach - Assistant Coach, St. Mary's (Minn.) (2019-pres.)
Former Wildcat, 2014-18



the opening two sets to the Buckeyes, K-State stormed back to force a fifth before missing a trip to the Sweet Sixteen by two points. It was K-State's 17th all-time NCAA Tournament appearance and 12th under Fritz.

The 2015 season saw a non-conference schedule that ended by facing two teams that went on to reach the regional rounds of the NCAA Tournament, K-State had to use a six-match winning streak in the middle of Big 12 slate, its longest conference winning streak since 2003, to finish in the top half of the Big 12 standings. Late wins over Oklahoma and Iowa State at home propelled K-State to its best conference finish since 2011 and a trip to Lincoln, Nebraska for the first round of postseason play for the fourth straight time.

The 2015 team featured no seniors as it relied on its core group of juniors to lead it to the 12th winning season in Fritz's tenure. While Brand finished



win over the Jayhawks and a road sweep of No. 24 Baylor on Oct. 20.

The 2016 season saw both Fritz and the K-State program reach new milestones. In a four-set victory over Mississippi State at Ahearn Field House on September 9, Fritz notched career win No. 300 while the program collected all-time win No. 800. Achieving a national ranking as high as No. 23, the Wildcats had their 11th 20-win season under Fritz with a top-four finish in the Big 12 for the second straight season.

The senior-laden squad earned their third straight NCAA Tournament appearance - and fifth in six seasons - as a quartet of senior starters propelled K-State to the No. 14 national seed, earning the right to host the first two rounds. After a first-round sweep of Lipscomb, the Cats played an all-time match against Ohio State in the second round. After dropping



On Sept. 9, 2016, Fritz collected her 300th career victory at K-State while the program tallied victory No. 800 after a four-set win over Mississippi State at Ahearn Field House.

as one of the top setters in the country, libero Kober helped the Wildcats lead the Big 12 in digs, a first for the program since 2002. Reininger and Sassin, meanwhile, picked up All-Big 12 Second Team honors with Reininger leading the team in blocks and Sassin logging the first Double-300 campaign by a Wildcat outside hitter since 1999.

Conversely, several underclassmen were forced to have prominent roles, with sophomore Bryna Vogel playing all six rotations for the first time in her career and the freshman duo of Macy Flowers and Alyssa Schultejans making an impact in their first years. Flowers and Schultejans were All-Big 12 Freshman Team recipients, making them the first pair of K-State teammates to earn all-freshman honors in the same season and setting the tone for future campaigns.

Fritz turned in one of her better coaching seasons in 2014 as K-State, despite boasting one of its youngest teams in recent history, used its steady mix of youth and veteran leadership to reach the NCAA Tournament for the 15th time in school history. The trip to the postseason, which ended in the first round against No. 20 Utah, capped a campaign in which the Wildcats went 22-9 and saw three players exhibit All-Big 12 performances. Freshman Kylee Zumach led the way as she was unanimously voted Big 12 Freshman of the Year, the first in school history, as well as All-Big 12 First Team and All-Big 12 Freshman Team. Brand, an All-Big 12 Freshman Team selection in 2013, joined Zumach on the First Team while senior Natali Jones, who was among the Big 12 leaders in blocks all season long, was named an honorable mention. Zumach

and Brand - who both earned All-American honors - along with Katie Reininger (honorable mention), were also named to the AVCA Midwest All-Region Team, with Zumach earning all-region Freshman of the Year honors, another program-first, as well.

The Wildcats may have had standout individual performances surface at the end of the year in the form of postseason awards, but the group of 14 underclassmen and four seniors helped the 2014 team as a whole rebound to previous K-State standards. The regular-season wins, overall and in conference, were the most for the Wildcats in six years while the resiliency expressed by the team all year long helped them tie the program-record for most comeback wins (8) and best road/neutral record (13-5). The team had only seven returning letterwinners from the previous year, but under Fritz and coaching staff's watch, the Wildcats laid the groundwork for the young team to compete at a high level for years to come.

Although 2013 fell short of reaching the NCAA Tournament, the Wildcats still completed their third straight winning season with an 18-11 record and 10th winning campaign under the direction of Fritz. K-State captured three wins over ranked opponents, which included victories at No. 23 Cal and home triumphs over No. 25 Oklahoma and No. 25 Iowa State. Overall, K-State had five wins against teams ranked in the top 50 of the final RPI rankings. The Wildcats were best at home in Ahearn Field House where they went an impressive 10-2 and had four straight sweeps to end the home campaign. Also, nine Wildcats were named to the Academic All-Big 12 Team - the most in the conference and tying

the school-record - while Kaitlynn Pelger was named All-Big 12 First Team and Brand was named to the All-Big 12 Freshman Team.

The 2012 season featured the Wildcats' ninth trip to the NCAA Tournament with Fritz as the head coach. K-State compiled 21 wins in the regular season, highlighted by victories over ranked opponents Minnesota (No. 10), Dayton (No. 20) and Iowa State (No. 22). The Wildcats started the season 12-0 and even broke the school record for consecutive sets won when they captured 23 straight sets. The streak started with the fourth set against Oregon State on August 25 and lasted eight matches until K-State dropped the first set in the win against Minnesota on September 14. In non-conference play, the Wildcats won 11 of its 13 regular-season matches in straight sets.

In 2011, K-State ended a two-year NCAA Tournament drought in thrilling fashion. The Wildcats won four of their final six matches, helping them earn a trip to Lincoln, Nebraska for the first and second rounds of the NCAA Tournament. After dispatching Wichita State in straight sets in the first round, the Wildcats were left to face the No. 2 team in the country, Nebraska, on its home court at the Nebraska Coliseum. The Wildcats pulled out a five-set upset of the Cornhuskers, the program's first win against a top-10 team since 2003, and moved on to the Sweet 16 for the second time with Fritz as the head coach. The victory against Nebraska was the first time the Huskers had lost an NCAA Tournament match at home in the first two rounds. It also ended a 16-year streak for the Cornhuskers in which they reached the regional semifinals. The Wildcats later lost to Pepperdine in Hawai'i in the regional semifinals, but nonetheless, K-State had another 20-win season in hand after finishing the year 22-11.

While the team enjoyed great success in 2011, Pelger, a middle blocker, became just the seventh different Wildcat in program history to earn All-America honors. The Olathe, Kansas native was named AVCA All-America Honorable Mention in 2011 - a feat she repeated in 2012 - as well as Volleyball Magazine Third Team All-American. Fritz has seen K-State earn nine All-America honors in her time as head coach and 12 All-America accolades since she was a K-State assistant coach starting in 1997.

Both the 2009 and 2010 seasons featured young Wildcat teams that fell short of a winning record, but still contained many highlights. In 2009, K-State upset No. 23 Texas A&M in a Big 12 match in Ahearn Field House, snapping a streak of 21 straight losses to ranked opponents. The Wildcats also won the BYU Nike Classic in 2009. During the 2010 season, Lauren Mathewson cemented her name in the K-State record books by finishing her career with 1,755 digs, which were second-most in program history. Also, Pelger became the first K-State freshman to be selected to the All-Big 12 Freshman team.

The 2008 K-State team reached the NCAA Tournament and finished 20th in the final AVCA Coaches Poll. The Wildcats finished third in the Big 12 with a 14-6 record and had to travel to Seattle for the first round of the NCAA Tournament, where they fell to Santa Clara in five sets. Three players earned All-Big 12 honors that season while Nataly Korobkova earned her second All-American honor when she was named to the AVCA All-America Third Team.

Behind Korobkova's first All-American season in 2007, K-State reached the NCAA Tournament once again, advancing to the second round. Korobkova, Fritz's fifth All-American as a head coach, had 498 kills in her first season, earning Big 12 Newcomer of the Year honors, an All-Big 12 First Team selection and AVCA All-Region VI accolades in addition to the All-American nod. Similar to 2008, K-State finished third in the Big 12 with a 14-6 record in 2007.

The Wildcats have averaged a fourth-place finish in the powerful Big 12 under Fritz, but in the off-year of 2006, the team finished 10th. Key injuries also helped end the team's impressive run of postseason appearances.

In 2005, the team reached 20 wins for the seventh consecutive season, going 21-11, and advanced to the second round of the NCAA Tournament for the eighth straight year. K-State opened the campaign with the second 8-0 start in school history and first since the 1998 season. The Wildcats broke single-season school records for team total blocks (354.5) and team block assists (621). The squad was also successful in the classroom as K-State put eight Wildcats on the first and second teams of the Academic All-Big 12 teams.

The dominance at the net by the Wildcats would become a trend under

FRITZ YEAR-BY-YEAR					
Year	School	Position	Overall Record	Conference Record (Finish)	Postseason
1994	Florida Atlantic	Assistant Coach	6-21	3-7 (5th)	--
1995	Barton CC	Assistant Coach	49-10	12-0 (1st)	NJCAA T-5th
1996	Barton CC	Assistant Coach	62-4	15-1 (1st)	NJCAA 4th
1997	K-State	Assistant Coach	20-13	11-9 (6th)	NCAA First Round
1998	K-State	Assistant Coach	19-12	12-8 (5th)	NCAA Second Round
1999	K-State	Assistant Coach	21-9	14-6 (4th)	NCAA Second Round
2000	K-State	Assistant Coach	22-9	14-6 (T-2nd)	NCAA Reg. Semi.
2001	K-State	Head Coach	20-8	15-5 (3rd)	NCAA Second Round
2002	K-State	Head Coach	21-9	16-4 (2nd)	NCAA Second Round
2003	K-State	Head Coach	30-5	18-2 (1st)	NCAA Reg. Semi.
2004	K-State	Head Coach	20-11	13-7 (5th)	NCAA Second Round
2005	K-State	Head Coach	21-11	11-9 (4th)	NCAA Second Round
2006	K-State	Head Coach	12-18	4-16 (10th)	---
2007	K-State	Head Coach	23-9	14-6 (3rd)	NCAA Second Round
2008	K-State	Head Coach	24-8	14-6 (3rd)	NCAA First Round
2009	K-State	Head Coach	12-18	6-14 (9th)	---
2010	K-State	Head Coach	12-19	6-14 (9th)	---
2011	K-State	Head Coach	22-11	9-7 (4th)	NCAA Reg. Semi.
2012	K-State	Head Coach	21-9	8-8 (5th)	NCAA First Round
2013	K-State	Head Coach	18-11	6-10 (5th)	---
2014	K-State	Head Coach	22-9	9-7 (5th)	NCAA First Round
2015	K-State	Head Coach	17-12	9-7 (T-4th)	NCAA First Round
2016	K-State	Head Coach	21-10	9-7 T-4th	NCAA Second Round
2017	K-State	Head Coach	10-19	3-13 (9th)	---
2018	K-State	Head Coach	15-12	5-12 (8th)	---
Years coaching:			25 years		
Years coaching at Division I:			23 years		
Years at K-State:			22 years		
Years at K-State as Head Coach:			18 years		
Head Coach Record:			341-209 (.620)		
Big 12 Record:			175-154 (.532)		
NCAA Tournament Appearances:			16		
NCAA Tournament Appearances as Head Coach:			12		
NCAA Tournament Record:			10-12 (.455)		

FRITZ VS. OPPONENTS

Alabama.....	1-1	Nebraska.....	3-20
Arizona.....	1-1	North Dakota St.....	1-0
Arizona St.....	1-0	North Florida.....	1-0
Arkansas.....	8-2	North Texas.....	2-0
Arkansas-Little Rock.....	1-0	Northern Iowa.....	5-1
Arkansas State.....	1-0	Notre Dame.....	1-0
Bakersfield.....	1-0	Oakland.....	1-0
Baylor.....	22-14	Oklahoma.....	21-15
BYU.....	1-1	Ohio.....	1-0
Cal Poly.....	3-0	Ohio St.....	0-1
Cal State Fullerton.....	1-0	Omaha.....	3-0
Cal State Northridge.....	1-0	Oral Roberts.....	2-0
California.....	2-1	Oregon.....	0-1
Colorado.....	14-6	Oregon St.....	2-1
Colorado St.....	1-1	Pacific.....	2-0
Connecticut.....	1-0	Penn St.....	0-1
Cornell.....	1-0	Pepperdine.....	0-1
Creighton.....	4-1	Portland.....	3-0
Dayton.....	1-0	Purdue.....	0-2
Denver.....	1-0	Sacramento St.....	1-0
Drake.....	2-0	Saint Mary's (Calif.).....	2-0
Duke.....	1-0	Saint Louis.....	3-0
Eastern Michigan.....	1-0	San Diego.....	0-1
Florida.....	0-3	Santa Clara.....	0-3
Florida A&M.....	1-0	Seattle.....	1-0
Florida Atlantic.....	1-0	Siena.....	1-0
Florida St.....	2-1	South Dakota.....	3-0
Fresno St.....	2-0	South Dakota St.....	3-0
Georgia Southern.....	1-0	South Florida.....	2-1
Georgia Tech.....	2-3	Southeast Missouri St.....	1-0
Green Bay.....	3-0	Southern Illinois.....	2-0
Hawaii.....	3-4	Southern Miss.....	1-0
Hofstra.....	1-0	Syracuse.....	1-1
Houston.....	4-0	Tennessee St.....	2-0
Idaho.....	2-0	Tennessee Tech.....	1-0
Illinois State.....	1-0	Texas.....	3-33
Iowa St.....	17-19	Texas A&M.....	14-8
IPFW.....	1-0	TCU.....	8-6
Kansas.....	21-15	Texas Tech.....	29-7
Kentucky.....	0-2	Tulsa.....	3-0
Liberty.....	1-0	UC Irvine.....	2-0
Lipscomb.....	2-0	UCLA.....	0-3
Louisville.....	1-1	UCF.....	1-0
Loyola-Chicago.....	1-0	UMKC.....	6-0
Loyola Marymount.....	1-0	UNLV.....	2-0
LSU.....	1-0	USC.....	0-1
Marquette.....	0-1	Utah St.....	3-0
Marshall.....	1-0	Utah Valley.....	1-0
Maryland.....	1-0	VCU.....	2-0
Miami (Fla.).....	1-1	Washington St.....	1-1
Michigan.....	4-2	Weber St.....	1-0
Michigan St.....	0-1	West Virginia.....	9-5
Middle Tennessee.....	2-0	Western Kentucky.....	1-0
Minnesota.....	1-3	Western Michigan.....	1-0
Mississippi St.....	1-0	Wichita St.....	5-1
Missouri.....	15-7	Wisconsin.....	0-3
Missouri St.....	6-0	Youngstown St.....	1-0
Montana St.....	2-0		

Fritz's leadership. After setting the blocks record in 2005, K-State would post the second-best total blocks mark the following season and raise the bar again in 2007, tabulating a school-record 357.5. In terms of block assists, Fritz's teams all hold the top-five totals in school history, including a program-best 643 in 2007.

The direction of the program continued rising in Fritz's fourth year with another trip to the NCAA Tournament and 20 wins in 2004. The Wildcats finished with a 20-11 record and advanced to the second round of the NCAA Tournament before falling to national powerhouse, the University of Southern California.

Fritz led the Wildcats to their first conference championship in school history in 2003, which was just her third year as head coach. K-State posted a 30-5 record and was a perfect 18-0 at home in Ahearn Field House. After losing the first two matches of the season, the Wildcats went on winning streaks of 12 and 16 matches en route to the conference title. K-State took both matches from conference power Nebraska, including just the program's second win on the road against the Cornhuskers in October.

Lauren Goehring and Gabby Guerre were both named All-Americans for their contributions during the 2003 season with Goehring earning first team honors and Guerre receiving an honorable mention. Goehring was also the school's first conference player of the year. The Wildcats had three players on the All-Big 12 first team with an additional two as honorable mentions.

Following her debut season, Fritz took the team again to the NCAA Tournament in 2002, a streak of post-season tournament appearances that would become five straight for the Wildcats under Fritz's leadership.

Three Wildcats were named first team All-Big 12 in 2002, marking the fifth year in a row - all under Fritz's tenure - that the program placed two players on the league's first team. The 2002 squad gained valuable experience with a number of players returning the next year for the most successful season in school history.

In her inaugural season as the K-State head coach, Fritz led the Wildcats to the second round of the NCAA Tournament and a 20-8 record. It was the highest winning percentage in school history (.714) by a first-year coach.

Also in 2001, Liz Wegner became the first player in K-State history to be named an All-American team twice in her career, as she was named an honorable mention All-American by Volleyball Magazine. Wegner joined fellow senior Lisa Mimick on the 2001 All-Big 12 First Team.

Fritz began her head coaching career at K-State as an interim head coach after Jim McLaughlin left the program shortly before the start of the 2001 season. After a 9-5 start in her first year, Fritz was named the program's permanent head coach. She took the reins from McLaughlin after serving as his top assistant for four years.

As an assistant coach for the Wildcats, Fritz was one of the chief architects of K-State's success from 1997-2000. She helped guide the program to four consecutive NCAA Tournaments, including its first appearance in the round of 16 of the tournament in 2000. In that span, the Wildcats posted a 103-52 (.665) overall record, including a 75-36 (.676) mark in Big 12 play. The program recorded four straight final AVCA/USA Today Top 25 finishes, including a then-program-best 16th ranking to conclude the 2000 season.

The team developed into a force in one of the nation's toughest conferences, finishing in the top five each year. The Wildcats had a then school-record second place finish in 2000 with a 14-6 record. As the head coach, Fritz would best that conference mark with a 16-4 record in 2002 and better it yet at 18-2 in the title year of 2003.

While an assistant at K-State, she helped produce two All-Americans - including the program's first in Dawn Cady in 1999 - along with three all-district selections, 11 All-Big 12 honorees, and 22 Academic All-Big 12 picks.

Prior to coming to K-State in 1997, Fritz spent two years as an assistant coach at NJCAA power Barton County Community College in Great Bend, Kansas. During her stay with Barton County, she helped guide the Cougars to a 111-14 (.888) overall record and a pair of top five finishes at the NJCAA National Tournament. She helped coach two first

team All-Americans, two NJCAA All-Tournament picks, seven Region VI honorees, and five Academic All-Americans.

Fritz also played two years at Barton County from 1990-91, helping lead the Cougars to a 107-10 (.915) overall record and back-to-back Final Four finishes at the NCJAA Tournament as the team's starting setter. During her sophomore campaign, she was named the school's Most Valuable Player and to the All-Tournament team at the NCJAA Tournament. She was also named to the Volleyball Academic All-American team. She ranked ninth in school history in single-season assists with 1,219 set in 1991.

After two years at Barton, Fritz transferred to Northeast Louisiana (now Louisiana-Monroe) for her junior season before transferring to Florida Atlantic for her senior campaign, finishing her playing career in 1994. She was named the Florida Atlantic's Most Inspirational Player and was an All-Tournament selection.

Upon earning a bachelor's degree in exercise science and wellness education from Florida Atlantic in 1994, she spent a year as an assistant coach at her alma mater before returning to coach at Barton County in 1995.

Fritz earned a master's degree in educational administration and leadership from Kansas State in August of 2002.

Fritz has also served as a coach for the USA Women's Volleyball program. She was appointed to a coaching role with the A2 team in 2006, and in 2009, she was named the A2 head coach, taking the team to a third-place finish at the USA Adult Open Volleyball Championship. In 2013, Fritz and the K-State Wildcats represented the United States at the World University Games in Kazan, Russia.

She also served as the keynote speaker at the AVCA National Convention in 2008, presenting on various aspects of the game.

Fritz is not the first coach in her family. Steve, her husband, was an assistant coach for K-State track and field for 21 years and served as the head boys basketball coach at Riley County High School. Her parents and both brothers have served in some coaching capacity as well. Suzie's father, Larry Wiemers, spent more than 25 years as head football coach at Clay Center High School. Her brother, Dave, coaches football at Pittsburg State, and brother, Jon, at Southeast Missouri State. Suzie's mother, Sandi, has been involved in baton twirling for years and has held positions in her national and world organizations.

A native of Clay Center, Kansas, the former Suzie Wiemers was married to Steve Fritz on June 17, 2000. Steve Fritz, a member of the Kansas State Sports Hall of Fame, was a decathlete who placed fourth in the 1996 Atlanta Olympic Games. The couple has two children, Thomas Jon (T.J.) and Jake.



THE FRITZ FAMILY



JEFF GROVE

ASSOCIATE HEAD COACH

>> 21st SEASON

>> AZUSA PACIFIC, '91

>> GOLETA, CALIF.



21ST SEASON

Jeff Grove has been an assistant coach at K-State for 20 of the last 22 years, with the 2018 season being his 17th consecutive season with the Wildcats since rejoining the program under Suzie Fritz in 2002. From helping orchestrate the rise of the program in the late '90s to maintaining its success with Fritz for the last 17 years, Grove has played a big role in K-State being one of the nation's top programs.

In his 20 years as an assistant, a stretch that includes 15 winning seasons, Grove has helped lead K-State to 381 wins, 14 NCAA Tournament appearances, and a Big 12 Conference title in 2003. As the defensive coordinator for the team, he has also coached a number of great defensive players, including two-time Big 12 Liberos of the Year Laura Downey-Wallace and Angie Lastra, First Team All-Big 12 and AVCA All-American Lauren Goehring, and Volleyball Magazine All-American and three-time First Team All-Big 12 Kaitlynn Pelger.

"It's very unusual to have the opportunity in the coaching business to work with someone as long as Jeff and I have. He is a man of strong character and commitment and is philosophically a great fit for K-State and the way we want to do things," Fritz said. "He has tremendous technical knowledge, understands training at a high level and is excellent with statistical measurement and analysis. I trust in and have the highest respect for him, both as a person and a volleyball coach."

In addition to the role as the defensive coach, the California native is the team's associate head coach, helping in the development of all phases of the program, coordinating and evaluating all statistical and video applications, creating opponent scouting reports and game plans, and organizing tape exchanges.

Grove has coached many outstanding defensive players in K-State history, including Lastra, the most prolific libero for the Wildcats. Lastra finished her career atop the career digs list with 2,032 - a record that still stands. She holds multiple school records, including digs by a freshman and senior as well as digs by any Wildcat in a season. Lastra was also the first libero to be named Big 12 Player of the Week before the conference created an award for both offense and defense.

Grove also helped develop libero Lauren Mathewson, who recorded three of the top-six performances in terms of digs in a single season in program history. Mathewson, a three-time Academic All-Big 12 selection, is second in school history in career digs.

That trend of great liberos has continued with recent graduate Kersten Kober, who finished her career with three consecutive 400-dig seasons - including 2015 when she had 500, the seventh-most by a Wildcat in program history. Kober, the 2015 Big 12 Volleyball Scholar-Athlete of



THE GROVE FAMILY

THE GROVE FILE

Hire Date

August 9, 2002 for his second stint as an assistant coach at K-State; promoted to associate head coach in 2004; first hired as an assistant coach under former head coach Jim McLaughlin on June 17, 1997

Birthdate/Hometown

March 6, 1969/Goleta, California

Education

Azusa Pacific, B.A. Communications, '91

Playing Experience

Dos Pueblos High School (1985-88)
Azusa Pacific University; player/coach (1988-91)

Coaching Experience

1989-91 Azusa Pacific; assistant women's coach & head men's club coach
1992 Weber State; assistant coach
1993-96 Wyoming; assistant coach
1997-99 K-State; assistant coach
2002-pres. K-State; assistant/associate head coach

Collegiate Coaching Experience

Overall: 454-318/24 years
At K-State: 381-252/20 years
Big 12: 196-181/20 years
NCAA Tournament: 11-15/15 years

the Year, amassed 1,554 career digs to place her fourth all-time in the K-State record books.

During Grove's first tour in Manhattan, he was one of the original members of Jim McLaughlin's staff at K-State and a significant component in building the successful Wildcat program of today. He helped guide the team to a 60-34 overall record from 1997-99 and three consecutive bids to the NCAA Tournament. He was responsible for coaching the outside hitters, including K-State's first All-American Dawn Cady and former Team USA alternate Kim Zschau. He also assisted with team travel and recruiting.

Before joining McLaughlin's staff, Grove spent four seasons as an assistant coach at the University of Wyoming from 1993-96. During his tenure on the Cowgirl staff, the program posted a 54-64 (.458) overall record and a 25-33 mark in conference (WAC) play. In 1994, the Cowgirls posted a 17-13 record and advanced to the NCAA Tournament. He began coaching at Wyoming in 1993 after a one-year stint as the lone assistant coach at Weber State in Ogden, Utah.

Grove began his coaching career at his alma mater Azusa Pacific while still an undergraduate. He served as the lone assistant coach for the women's team to help build the program into one of the top NAIA teams. He was also a player/coach for the men's club team. He also has experience at the Olympic level serving an internship with the U.S. National Volleyball Teams.

Grove has assisted with USA Volleyball over the years, including serving as an assistant coach for the Junior National A2 Team in July of 2008, working with some of the top young talent in the nation. In 2013, he was a floor coach at the U.S. Collegiate National Team tryouts in Colorado Springs.

A native of Goleta, California, Grove earned his bachelor's degree in communication with a minor in business administration from Azusa Pacific in 1991. He is married to the former Julie Abbott and the couple has two children, Kaitlyn and Jonathan.



TRENT SORENSEN

ASSISTANT HEAD COACH

- » 5th SEASON
- » BYU, '08
- » FONTANA, CALIF.



5TH SEASON

Trent Sorensen, a veteran prep volleyball coach and former collegiate player at BYU, was promoted to assistant head coach in March 2019 after joining the program as assistant coach with K-State volleyball in February 2015.

With the Wildcats, Sorensen assists with training as well as coordinates recruiting, utilizing his years of experience coaching in the club circuit of prep volleyball.



Dixon earned a spot on USA Volleyball's Women's Junior National Team and competed at the 2019 FIVB U20 World Championships in Leon and Aguascalientes, Mexico.

The 2018 freshmen class was ranked No. 26 by PrepVolleyball.com and was highlighted by 2018 AVCA Midwest Region Freshman of the Year and All-America Honorable Mention selection Gloria Mutiri.

In his first two seasons at K-State, he helped guide the Wildcats to back-to-back NCAA Tournament appearances and top-four finishes in the Big 12 standings.

His first season with K-State in 2015, he helped lead a group of Wildcats that had no seniors and a 1-3 start in Big 12 play to its best finish in the conference standings since 2011 and a trip to the NCAA Tournament for the fourth time over the last five years.



K-State has landed a top-30 recruiting class each of the past two seasons, according to PrepVolleyball.com. The 2019 class, which features five freshmen, was tabbed as the nation's 20th-best. The class includes setter Teana Adams-Kaonohi, outside hitter Anna Dixon, defensive specialist/libero Loren Hinkle, defensive specialist/libero Dru Kuck and middle blocker Faith Hammontree.



THE SORENSEN FILE

Hire Date

February 24, 2015

Birthdate/Hometown

November 23, 1983/Palmdale, CA

Education

Undergraduate - Brigham Young University (B.A. Business Marketing '08)

Playing Experience

BYU, 2005-08

Coaching Experience

2009-15 Tejas Volleyball Club (North Richland Hills, Texas)
2015-pres, K-State, Assistant Coach/Assistant Head Coach

Prior to joining the Wildcats, Sorensen was a coach within the Tejas Volleyball club program, which is based outside of Fort Worth, Texas. Over his tenure with Tejas, he coached the 15- and 17-year-old age groups, including his last two years as the head coach of the top 15's team.

In addition to his club volleyball coaching experience, Sorensen played for the BYU men's volleyball team starting in 2003, but he accumulated most of his matches played from 2006 to 2008 after serving a church mission in Mexico City for two years. For his entire Cougar career, he played in 87 matches and tallied 337 kills and 202 blocks. During his senior campaign, he only missed only

one set over the course of 30 matches and went on to rank second on the team in blocks and attack percentage, helping him earn all-league honorable mention and be a nominee for an AVCA All-America nod.

A native of Fontana, California, the former middle blocker played high school volleyball at Highland High School as well as club for the Santa Monica Beach Club Team.

Sorensen is married to the former Kim Wilson, who also played collegiately at BYU. The couple has four children: Aiden, Sienna, Reece and Gavin.



THE SORENSEN FAMILY



JILL SHIELDS

» DEPUTY ATHLETICS DIRECTOR/SWA
 » 21st YEAR
 » UCF, '90

Jill Shields, a 21-year veteran of the K-State Athletics Department, was promoted to Deputy Athletics Director in 2017 after serving as Executive Associate Athletics Director for Student Services since 2015. In this role, she oversees the daily internal operation of the entire athletics department and also serves as the department's senior woman administrator.

Shields oversees the day-to-day operation of the football program while also serving as the sport administrator for women's basketball, track and field, cross country and volleyball.

Shields had previously worked as Senior Associate, Associate and Assistant Athletics Director and Associate Director of Student Services with stints directing the support services for football, women's basketball and volleyball, as well as Life Skills programming.

Shields has played a pivotal role in the academic success of the Wildcats' 16 athletic programs, as K-State is in the midst of a nine-year stretch of high marks in the Big 12 in all-sports graduation rates while also maintaining a national standard the NCAA mandated APR multi-year reports.

Shields came to K-State after working at Wichita State for six years, including the last year as a senior admissions representative in the University's admissions office. She spent the previous five seasons as an assistant women's basketball coach for the Shockers.

Shields earned her bachelor's degree in Liberal Arts from the University of Central Florida in 1990. A member of the Golden Knights basketball team, she was named most valuable player her senior year. Shields earned her Master's degree in education from North Georgia College in 1992.

A native of Assaria, Kansas, Shields and her husband, Mark, live in Manhattan with their two children, Sydney and Sam.



EMILY TRAUSCH

» ASSISTANT ATHLETIC TRAINER
 » 6th YEAR
 » NEBRASKA WESLEYAN, '10

Emily Trausch enters her sixth season with K-State volleyball after joining the program in July 2014. She provides the Wildcats with care and prevention of injuries as well as oversees rehabilitation programs for the student-athletes.

Prior to K-State, Trausch was a full-time athletic trainer at Nebraska for three years and two years with the Huskers as a graduate assistant. She worked with the Husker softball program, helping Nebraska advance to an NCAA Super Regional in 2014 after the team reached the 2013 Women's College World Series.

A native of Winner, South Dakota, Trausch graduated from Nebraska Wesleyan in May of 2010 with a degree in athletic training and a minor in health and human performance. While at Nebraska Wesleyan, she worked with multiple programs, including the softball team. Trausch also spent a semester at Lincoln Northeast High School, primarily working with the football team.

In May of 2012, she earned her master's degree in education administration from Nebraska.

The former Emily Schueth and her husband, Scott, have one son, Mason, and reside in Manhattan.




DIANA LOOMIS

» DIRECTOR OF VOLLEYBALL OPERATIONS
 » 21st YEAR
 » MANHATTAN CHRISTIAN COLLEGE, '90

Diana Loomis enters her 21st season as Director of Operations for K-State volleyball. In her role, Loomis is responsible for all areas of operation of the volleyball program, including managing the budget and financial issues, coordinating all team travel, overseeing projects and special events, organizing Wildcat Volleyball Camps, and managing day-to-day administrative tasks. Prior to K-State Athletics, Loomis spent nine years as an Office Supervisor and Office Manager in the Department of Animal Sciences & Industry at Kansas State.

In addition to her responsibilities with K-State Athletics, Loomis serves as the Vice President for the U.S. Twirling Association. Loomis, who has served on the board of directors since 2008, is a Master Level Judge for both national and international competitions.

A native of Clay Center, Kansas, Loomis is a graduate of Clay Center Community High School and attended Emporia State and Kansas State before graduating with a Bachelor of Science in Management & Ethics from Manhattan Christian College in 2003. She resides in Manhattan and has two sons, Ryan and Kyle.



DANNY CAVENDER

» STRENGTH & CONDITIONING COACH
 » 12th YEAR
 » EMPORIA STATE, '02

Danny Cavender enters his 12th season as the K-State Head Strength & Conditioning Coach for Olympic Sports following six years on staff at his alma mater, Emporia State. At K-State he works with the volleyball, rowing, and track and field teams to improve the athletic performance of the Wildcats.

While at Emporia State, Cavender worked as the head strength and conditioning coach for football. He also served as an assistant football coach and recruiting coordinator as well as coordinated the team's travel at Emporia State.

Cavender received his master's of physical education from Emporia State in 2002 and prior to his time there, he attended Butler County Community College for two years where he also played football and was named an all-conference offensive lineman.

Cavender is a Certified Strength and Conditioning Specialist and a certified USA Weightlifting Sports Performance Coach. He and his wife Abby have two sons, Coy and Cash.



ANNE WEESE, PH.D.

» DIRECTOR OF MENTAL WELLNESS
» 2nd YEAR
» NOTRE DAME, '04

Anne Weese Ph.D., began working for K-State in 2018 and coordinates all sport psychology and mental health services for K-State Athletics. In her role, Weese helps student-athletes with mental health issues such as depression and anxiety as well as assisting athletes with the mental side of performance.

Weese played basketball for two years at Seward Community College before transferring and walking on at Notre Dame. She spent time as an assistant basketball coach at Oklahoma State and had a three-year stint as a staff counselor at Virginia Tech.

Following her time at Virginia Tech, Weese returned to Oklahoma State as a senior clinical counselor for two years before returning to K-State, where she spent two years as an intern and a postdoctoral fellow.

A native of Salina, Kansas, Weese earned her doctorate of philosophy in counseling psychology from Oklahoma State.



SCOTT TRAUSCH

» SPORT DIETITION/NUTRITIONIST
» 7th YEAR
» NEBRASKA '11

Scott Trausch joined K-State Athletics in 2013 as the department's first full-time sports nutritionist. In his role, Trausch oversees the development of all nutritional protocols for all 16 varsity teams, including performance-fueling strategies, team and individual nutrition education, hydration and body composition testing.

Along with Executive Chief Pedro Lozada, Trausch coordinates and plans all meals served to student-athletes in the Ahearn Fund Student-Athlete Performance Table.

Prior to his arrival at K-State, Trausch spent a year and a half as the Coordinator of Football Sports Nutrition at the University of Nebraska, where he worked primarily with the football and baseball teams. Previously, Trausch served as the Interim Head of Football Sports Nutrition, and also served as a strength and conditioning intern and a sports nutrition intern for the Huskers from 2008 to 2012. He is a certified strength and conditioning specialist, and a member of the Collegiate & Professional Sports Dietitians Association.

A Nebraska alumnus, Trausch earned degrees in dietetics and nutrition and exercise health science in 2011. Trausch is currently working towards his Registered Dietitian Certification while completing his Master's Degree through Eastern Michigan University.

He and his wife, Emily, have one son, Mason, and reside in Manhattan.



MARISSA EDWARDS

» ACADEMIC COUNSELOR
» 5th YEAR
» COLORADO STATE, '09

Marissa Edwards is in her fifth year as an academic counselor for K-State Student-Athlete Enhancement. She is the primary academic counselor for K-State volleyball, rowing, cross country and track and field, assisting with coordinating support services, continuing education and academic degree progress.

Prior to her time at K-State, Edwards served one year at Cincinnati as an assistant learning specialist and one year at Ohio University as an assistant academic advisor and course instructor.

A native of Hanford, California, Edwards played water polo at Colorado State, graduating in 2009 with a degree in health and exercise science. She went on to earn her Master of Arts in Sport Administration from Cal State-Fresno.



MAKENZIE HOLCOMB

» GRADUATE MANAGER
» 2nd YEAR
» KANSAS STATE, '18

MaKenzie Holcomb enters her second year as the volleyball team's graduate manager after serving two seasons as the team's undergraduate manager. Holcomb assists in the daily activities for the program, including responsibilities pertaining to practice, travel coordination and essential gameday functions.

A member of the Wildcat volleyball team in 2015, she is graduated in 2018 with a degree in psychology with a minor in leadership.



CHRISTOPHER BROWN

» ASSOCIATE DIRECTOR, COMMUNICATIONS
» 4th YEAR
» IDAHO STATE '11

Christopher Brown enters his fourth year as the media relations contact for the K-State volleyball program. In his role, Brown coordinates all communication, media relations and publicity efforts for K-State volleyball. Additionally, he serves in the same role for the Wildcats' baseball and tennis programs.

Prior to joining K-State, Brown served as Assistant Director of Communications at The Summit League in Elmhurst, Illinois. He has also worked in various athletic departments in the Seattle area and worked for the Idaho Falls Chukars, the Kansas City Royals' rookie league affiliate.

Brown earned his bachelor's degree in Physical Education/Sport Management from Idaho State in 2011 and later received his master's in Athletic Administration from ISU in 2012. He also studied journalism and communications at Boise State University.

He and his wife, Alli, reside in Manhattan.




GEN. RICHARD B. MYERS

UNIVERSITY PRESIDENT

- >> 4th YEAR
- >> KANSAS STATE, '65
- >> MERRIAM, KAN.



4TH YEAR



**Retired Four-Star General, U.S.A.F.
15th Chairman of the Joint Chiefs of Staff**

Retired U.S. Air Force Gen. Richard B. Myers has returned to his home state and alma mater to serve as Kansas State University President, named the 14th president of Kansas State University in November 2016 by the Knasas Board of Regents. Myers' appointment came after serving as interim university president since April 2016. He graduated from the university in 1965 with a bachelor's degree in mechanical engineering and joined the Air Force through K-State's ROTC program.

The native Kansan from Merriam loyally served his country and retired as a four-star general. From 2001-2005, he served as the 15th chairman of the Joint Chiefs of Staff and was the principal military adviser to the U.S. president, secretary of defense, and the National Security Council.

As a command pilot, Myers logged more than 4,100 flying hours, including 600 combat hours. His significant commands included North American Aerospace Defense Command; U.S. Space Command and Air Force Space Command at Peterson Air Force Base in Colorado; Pacific Air Forces at Hickam Air Force Base, Hawaii; and the 5th Air Force at Yokota Air Base, Japan. He was appointed Vice Chairman of the Joint Chiefs of Staff by President Clinton in 2000. He has received numerous awards and decorations for his service, which include Legion of Merit, French Legion of Honor, and Presidential Medal of Freedom.

Myers also is a Kansas State University Foundation professor of military history and leadership. He received a master's degree in business administration from Auburn University in 1977. He also graduated from Air Command and Staff College at Maxwell Air Force Base in 1977, U.S. Army War College at Carlisle Barracks in 1981, and the John F. Kennedy School of Government at Harvard University, where he completed a program for Senior Executives in National and International Security in 1991.

Throughout Myers' active duty and world travels, he continued relationships with his friends back home. He has provided instruction, insight, and inspiration to current students and the K-State community. In 2000, he presented the 118th Landon Lecture at Kansas State University, where he spoke about the military's role in international relations. Kansas State University named the military science building, home of the Army ROTC and Air Force ROTC programs, Gen. Richard B. Myers Hall, in honor of his service and dedication. He and his wife, Mary Jo, serve as co-chairs of the Kansas State University Innovation and Inspiration Campaign to raise \$1 billion.



GENERAL RICHARD AND MARY JO MYERS

PRESIDENT'S CABINET



Charles Taber, Ph.D.
Provost &
Executive VP



Cindy Bontrager
VP for Operations/
COO



Ethan Erickson
CFO & Director of
Budget Planning



Peter Dorhout, Ph.D.
VP for Research



Bryan D. Samuel, Ph.D.
Chief Diversity and
Inclusion Officer



Gene Taylor
Director of Athletics



Jeffery B. Morris
VP for Communications
and Marketing



Greg Willems
President/CEO of
KSU Foundation



Jay Stephens
VP for Human
Capital



Thomas Lane, Ed.D.
VP for Student Life/
Dean of Students



Linda J. Cook
Chief of Staff/Dir. of
Community Relations



Sue Peterson, Ph.D.
Chief Governmental
Relations Officer



Amy Button Renz
President, Alumni
Association



Gary Pratt, Ph.D.
Chief Information
Officer



Cheryl Strecker, J.D.
General Counsel



GENE TAYLOR

@KSTATEADGT

DIRECTOR OF ATHLETICS

- >> 3rd YEAR
- >> ARIZONA STATE, '80
- >> SAFFORD, ARIZ.



3RD YEAR



Gene Taylor, who spent more than a decade leading North Dakota State to championship levels of success as its Director of Athletics before serving as the Deputy Athletics Director at Iowa, was named the Director of Athletics at K-State in April 2017.

Taylor's first year in the Little Apple was met with championship performances on the field and in the classroom, in addition to finalizing a senior leadership team, meeting K-Staters from all over the country, continued fundraising success and immediately continuing to improve the facility infrastructure to enhance the experience of all Wildcat student-athletes. Highlighting the first 12 months on the job competitively were a Big 12 Outdoor Women's Track and Field championship, a bowl win over UCLA and an Elite 8 appearance from the men's basketball team, while Taylor and staff fundraised and announced plans for a new \$15 million Baseball and Soccer Facility that is set to break ground in the next few months.

In addition to achieving a budget surplus for the ninth straight year, the department also saw overall cash gifts to the department in FY 2018 total \$30.9 million, of which a record \$18.9 million was designated for the Ahearn Fund annual giving program surpassing its budgeted goal.

As Athletics Director at North Dakota State, Taylor immediately spearheaded a comprehensive evaluation of the Bison athletic department in 2001, all while successfully guiding the athletics program through the unpredictable waters of reclassification to NCAA Division I from Division II and securing conference affiliations for all 16 sports. The Bison are currently members of The Summit League, Missouri Valley Football Conference and the Big 12 Conference (wrestling).

Taylor also played an instrumental part of forming the Great West Football Conference in February 2004, an affiliation that gave the Bison football program an immediate home in Division I.

The success of the football program is well documented, highlighted by three-straight FCS National Championships in 2011, 2012 and 2013 under head coach Craig Bohl as the Bison quickly became one of the most revered football programs in all levels of college sports.

In addition to football, the NDSU men's basketball, women's volleyball, softball and women's golf programs all regularly qualified for NCAA tournaments, highlighted by softball advancing to the 2009 Super Regional, while the Bison totaled 53 Summit League team championships since 2009 under Taylor's guidance in addition to 62 Academic All-Americans, three NCAA Woman of the Year national qualifiers, four NCAA Elite 89 selections and 20 NCAA Postgraduate Scholarship winners.

The NDSU athletics budget tripled from \$5 million in Taylor's first year to \$15 million, while the scholarship endowment grew to \$11.2 million, and Team Makers booster club support tripled from \$750,000 to \$2.8 million.

In 2014, Taylor accepted the role of deputy athletics director at Iowa where he has been responsible for the administrative oversight of the department's day-to-day operations while also serving as the leading advisor to the Director of Athletics and the primary decision maker in his absence.

He also supervises and manages all the department's administrative units, capital projects as well as serving as the direct sport supervisor for field hockey, men's and women's tennis, men's and women's swimming and diving, women's soccer, baseball and wrestling. Taylor also has oversight of the football and men's and women's basketball programs daily operations, which included postseason and bowl travel coordination.

Twice Taylor has been recognized for his success by the National Association of Collegiate Directors of Athletics. He was selected as the FCS Central Region AD of the Year in June 2008 and June 2012. Taylor received the Blue Key Honor Society Doctor of Service Award, one of the most prestigious honors an NDSU faculty member can be bestowed, in April 2012.

A student assistant to the associate athletics director in his undergraduate days at Arizona State University, Taylor arrived at NDSU after a 15-year stint at Navy (1986-2001) as an administrative assistant, assistant ticket manager, ticket manager, assistant athletic director for tickets and operations, and associate athletic director.

Taylor is a 1980 business management graduate of Arizona State, and he received his master's degree in sports administration in 1985 from St. Thomas University in Florida.

He worked in the ticket office at Southern Methodist University in 1985-86 before joining the Naval Academy. His tenure at Navy included serving as the commissioner of the five-team Collegiate Sprint Football League that includes Army, Navy, Penn, Princeton and Cornell.

Taylor and his wife, Cathy, have one daughter, Casey, and a son, Jared. Casey graduated from North Dakota State with a degree in sports management and works in the Minnesota Athletics Department, while Jared attends Northern State University in South Dakota where he plays football.

THE TAYLOR FILE

Personal

Wife: Cathy
Children: Casey and Jared

Birthdate/Hometown

July 22, 1957/Safford, Arizona

Education

Arizona State, Bachelor in Business Management (1980)
St. Thomas University, Master in Sport Administration (1985)

Professional Experience

SMU (1985-86)
Ticket Office Assistant
U.S. Naval Academy (1986-2001)
Associate Athletics Director
Assistant AD for Tickets/Operations
Ticket Manager
Assistant Ticket Manager
Administrative Assistant
North Dakota State (2001-14)
Director of Athletics
Iowa (2014-17)
Deputy Director of Athletics
K-State (2017-pres.)
Director of Athletics



THE TAYLOR FAMILY

K-STATE HEAD COACHES



MIKE DIBINNI

WOMEN'S SOCCER
4TH YEAR



SUZIE FRITZ

WOMEN'S VOLLEYBALL
19TH YEAR



RYUN GODFREY

CROSS COUNTRY
6TH YEAR



PETE HUGHES

BASEBALL
2ND YEAR



CHRIS KLIEMAN

FOOTBALL
1ST YEAR



KRISTI KNIGHT

WOMEN'S GOLF
25TH YEAR



JEFF MITTIE

WOMEN'S BASKETBALL
6TH YEAR



GRANT ROBBINS

MEN'S GOLF
6TH YEAR



CLIFF ROVELTO

TRACK & FIELD
32ND YEAR



JORDAN SMITH

WOMEN'S TENNIS
2ND YEAR



PATRICK SWEENEY

WOMEN'S ROWING
17TH YEAR



BRUCE WEBER

MEN'S BASKETBALL
8TH YEAR



DR. BE STONEY

FACULTY ATHLETICS
REPRESENTATIVE

2018-19 K-STATE YEAR IN REVIEW

Team	Overall W-L	Big 12 W-L	Big 12 Finish	Big 12 Postseason	NCAA Postseason
Baseball	25-33	8-16	8th	0-2	--
[M] Basketball	25-9	14-4	1st	Semifinals [1-1]	NCAA First Round [0-1]
[W] Basketball	21-12	11-7	4th	Semifinals [1-1]	NCAA First Round [0-1]
[M] Cross Country	--	--	--	5th	Midwest Regional [17th]
[W] Cross Country	--	--	--	10th	Midwest Regional [18th]
Football	5-7	3-6	7th	--	--
[M] Golf	--	--	--	7th	Eklund, Gandon, Massimino [Regionals]
[W] Golf	--	--	--	9th	--
[M] Indoor Track	--	--	--	8th	NCAA Championships [t56th]
[W] Indoor Track	--	--	--	3rd	NCAA Championships [t53rd]
[M] Outdoor Track	--	--	--	4th	NCAA Championships [t26th]
[W] Outdoor Track	--	--	--	2nd	NCAA Championships [t16th]
[W] Rowing	--	--	--	3rd	--
[W] Soccer	4-12-2	0-9	10th	--	--
[W] Tennis	13-11	2-7	7th	Quarterfinals [1-1]	--
[W] Volleyball	15-12	5-11	8th	--	--

All-Americans (11):

Aaron Booth (Men's Indoor Heptathlon, Men's outdoor Decathlon), **Sarah Dixon (Volleyball)**, Taylor Latimer (Women's Outdoor Shot Put), Shardia Lawrence (Women's Indoor Triple Jump, Women's Outdoor Triple Jump), **Gloria Mutiri (Volleyball)**, Brett Neelly (Men's Indoor Shot Put, Men's Outdoor Discus), Dalton Risner (Football, Tejaswin Shankar (Men's Indoor High Jump, Men's Outdoor High Jump), Lauren Taubert (Women's Indoor Pentathlon, Women's Outdoor Heptathlon), Jordan Wicks (Baseball [Freshman]), **Kylee Zumach (Volleyball)**.

Academic All-Americans (3):

Adam Holtorf (Football), Morgan Coffman (Track and Field), Zach Reuter (Football).

All-Big 12 selections (21):

Baseball - 5, Men's Basketball - 4, Women's Basketball - 2, Football - 15, Rowing - 2, Tennis - 1, **Volleyball - 2**.

National Individual Champions (1):

Shardia Lawrence (Women's Outdoor Triple Jump).

Big 12 Individual Champions (9):

Helene Ingvaldsen (Women's Indoor Weight Throw, Women's Outdoor Hammer Throw), Shardia Lawrence (Women's Indoor Triple Jump, Women's Outdoor Triple Jump), Taylor Latimer (Women's Outdoor Shot Put), Ranae McKenzie (Women's Outdoor 400 m Hurdles), Taishia Pryce (Women's Outdoor Long Jump), Tejaswin Shankar (Men's Indoor High Jump, Men's Outdoor High Jump).

Academic All-Big 12 selections (149):

Baseball - 7, Men's Basketball - 4, Women's Basketball - 3, Men's Cross Country - 6, Women's Cross Country - 12, Football - 24, Men's Golf - 5, Women's Golf - 3, Rowing - 25, Women's Soccer - 14, Women's Tennis - 3, Men's Track & Field - 12, Women's Track & Field - 19, **Volleyball - 12**.

Specialty Awards:

Barry Brown - Big 12 men's Basketball Defensive Player of the Year; Ranae McKenzie - Big 12 Women's Track and Field Scholar-Athlete of the Year; **Gloria Mutiri - AVCA Midwest Region Freshman of the Year**; Brett Neelly - Big 12 Men's Track and Field Scholar-Athlete of the Year; Dalton Risner - Big 12 Co-Offensive Lineman of the year; Molly Ross - Big 12 Rowing Co-Scholar-Athlete of the Year; Cliff Rovelto - Big 12 Women's Track Coach of the Year; Jordan Wicks - Big 12 Baseball Freshman of the Year; Peyton Williams - Big 12 Women's Basketball Scholar-Athlete of the Year.



2018 REVIEW



14 | MEGAN VERNON

6 | JACQUE SMITH

17 | BRYNN CARLSON

Overall: 15-12 | Conference: 5-11 | Home: 6-6 | Away: 7-5 | Neutral: 2-1 | Sets: 54-44 | 3-Sets: 8-5 | 4-Sets: 6-5 | 5-Sets: 1-2

Date	K-State Rank	Opp. Rank	Opponent	W/L	Result	Score by Game	Time	Att.
Hawaiian Airlines Rainbow Wahine Classic (Honolulu, Hawaii)								
Aug. 24		11	vs. UCLA (Cancelled)	--	--	--	--	--
Aug. 25		RV	at Hawai'i	W	3-0	25-21, 29-27, 25-20	1:43	0
Aug. 26		RV	at Hawai'i	W	3-0	25-21, 27-25, 25-19	1:46	5,714
Aug. 26			vs. Gonzaga (Cancelled)	--	--	--	--	--
Marcia E. Hamilton Classic (St. Louis, Mo.)								
Aug. 31		RV	vs. Marquette	L	0-3	22-25, 19-25, 22-25	1:34	100
Sept. 1			at Saint Louis	W	3-1	25-18, 25-19, 20-25, 25-19	1:47	250
			vs. Western Kentucky	W	3-1	25-18, 25-22, 26-28, 25-17	2:00	242
Sept. 4			MISSOURI STATE	W	3-0	25-18, 26-24, 25-8	1:35	842
K-State Invitational (Ahearn Field House - Manhattan, Kan.)								
Sept. 7			NORTH TEXAS	W	3-0	25-18, 25-18, 25-21	1:22	721
		RV	OREGON STATE	W	3-1	20-25, 25-22, 25-23, 25-22	2:08	1,155
Sept. 8			OMAHA	W	3-0	25-11, 26-24, 25-22	1:30	1,144
Sept. 11	RV		at UMKC	W	3-0	25-20, 25-16, 25-22	1:25	850
Gopher Fall Classic (Minneapolis, Minn.)								
Sept. 14	RV		vs. Green Bay	W	3-1	25-21, 25-15, 23-25, 25-12	2:00	150
Sept. 15	RV	7	at Minnesota (Cancelled)	--	--	--	--	--
Sept. 19	RV	5	TEXAS*	L	2-3	26-24, 19-25, 17-25, 25-18, 17-19	2:35	1,061
Sept. 21	RV		at Oklahoma*	L	0-3	19-25, 19-25, 21-25	1:38	588
Sept. 26	RV		at West Virginia*	L	0-3	21-25, 15-25, 17-25	1:33	659
Sept. 29	RV		TCU*	L	1-3	22-25, 25-18, 12-25, 22-25	2:04	2,325
Oct. 3		RV	at Texas Tech*	L	2-3	27-25, 20-25, 25-19, 21-25, 11-15	2:17	1,012
Oct. 10			IOWA STATE*	L	1-3	19-25, 23-25, 25-21, 16-25	2:00	1,317
Oct. 17		22	KU*	W	3-1	25-19, 23-25, 25-21, 27-25	2:31	2,013
Oct. 20		24	at Baylor*	W	3-0	25-23, 27-25, 28-26	1:46	768
Oct. 24	RV		OKLAHOMA*	L	1-3	23-25, 17-25, 25-23, 19-25	2:00	1,157
Oct. 26	RV		at Iowa State*	L	1-3	15-25, 25-21, 24-26, 15-25	2:09	2,882
Nov. 3			WEST VIRGINIA*	W	3-0	25-12, 25-17, 25-23	1:38	1,364
Nov. 7		5	at Texas*	L	0-3	19-25, 15-25, 19-25	1:18	3,142
Nov. 10	RV		BAYLOR*	L	0-3	18-25, 17-25, 11-25	1:16	1,624
Nov. 14	RV		at KU*	W	3-2	22-25, 23-25, 25-12, 25-20, 15-9	2:23	1,302
Nov. 17			TEXAS TECH*	L	1-3	25-21, 22-25, 24-26, 25-15	1:53	1,411
Nov. 21			at TCU*	W	3-1	25-27, 25-23, 25-21, 25-21	2:21	1,941

* Big 12 Match

K-STATE AND OPPONENT THREE-SET MATCH HIGHS

	K-State	Individual		Opponent	Individual
Kills	54, at Baylor (10/20)	19, Zumach, at Hawai'i (8/25)	Kills	54, Baylor (10/20)	22, Pressley, Baylor (10/20)
Attacks	135, 2x, at Baylor (10/20)	44, Zumach, at Hawai'i (8/25)	Attacks	133, Baylor (10/20)	52, Pressley, Baylor (10/20)
Hitting %	.417, at UMKC (9/11)	.571, Flowers, North Texas (9/7)	Hitting %	.386, Texas (11/7)	.692, Bedart-Ghani, Texas (11/7)
Assists	51, at Baylor (10/20)	47, Dixon, at Baylor (10/20)	Assists	52, Baylor (10/20)	41, McLaughlin, Oklahoma (9/21)
Aces	9, 2x, West Virginia (11/3)	4, 2x, Schultejans, Omaha (9/8)	Aces	9, West Virginia (9/26)	3, Jordan/Zerwas, WVU (9/26)
Digs	56, 2x, at Baylor (10/20)	16, 2x, Fairfield, at Oklahoma (9/21)	Digs	61, Hawai'i (8/26)	23, Kinley, Oklahoma (9/21)
Solo Blocks	3, vs. Marquette (8/31)	2, Sandbothe, at Baylor (10/20)	Solo Blocks	2, Hawai'i (8/25)	2, Gaskin, Hawai'i (8/25)
Block Assists	22, at Hawai'i (8/26)	8, Flowers, Omaha (9/8)	Block Assists	22, West Virginia (9/26)	8, DeMeo, West Virginia (9/26)

K-STATE AND OPPONENT FOUR-SET MATCH HIGHS

	K-State	Individual		Opponent	Individual
Kills	67, at TCU (11/21)	21, Zumach, at TCU (11/21)	Kills	67, Iowa State (10/26)	21, McCall, TCU (9/29)
Attacks	167, Oklahoma (10/24)	44, Zumach, at TCU (11/21)	Attacks	170, Green Bay (9/14)	57, Enneking, Oklahoma (10/24)
Hitting %	.318, at Saint Louis (9/1)	.647, Sandbothe, at Iowa State (10/26)	Hitting %	.379, Iowa State (10/10)	.625, Lazard, Iowa State (10/10)
Assists	62, at TCU (11/21)	56, at TCU (11/21)	Assists	61, Iowa State (10/26)	54, Mauck, Iowa State (10/26)
Aces	10, KU (10/17)	3, 5x, Killeen, Oklahoma (10/24)	Aces	7, Saint Louis (9/1)	2, 12x
Digs	77, vs. Green Bay (9/14)	21, Fairfield, KU (10/17)	Digs	80, Green Bay (9/14)	24, Kinley, Oklahoma (10/24)
Solo Blocks	3, TCU (9/29)	3, Flowers, TCU (9/29)	Block Solos	3, KU (10/17)	3, Hill, KU (10/17)
Block Assists	28, Oregon State (9/7)	10, Sandbothe, Oregon State (9/7)	Block Assists	38, Oklahoma (10/24)	10, Kadiku, Oklahoma (10/24)

K-STATE AND OPPONENT FIVE-SET MATCH HIGHS

	K-State	Individual		Opponent	Individual
Kills	67, at KU (11/14)	20, Zumach, Texas (9/19)	Kills	77, Texas (9/19)	23, Kanas, Texas Tech (10/3)
Attacks	184, at Texas Tech (10/3)	54, Schultejans, Texas (9/19)	Attacks	204, Texas Tech (10/3)	55, Smith, KU (11/14)
Hitting %	.298, at KU (11/14)	.394, Zumach, at KU (11/14)	Hitting %	.346, Texas (9/19)	.667, Johnson, Texas (9/19)
Assists	64, at KU (11/14)	59, Dixon, at KU (11/14)	Assists	71, Texas (9/19)	62, Shook, Texas (9/19)
Aces	8, Texas (9/19)	4, Gyimes, at Texas Tech (10/3)	Aces	5, Texas Tech (10/3)	2, Hill/White, Texas Tech (10/3)
Digs	91, at Texas Tech (10/3)	26, at Texas Tech (10/3)	Digs	93, Texas Tech (10/3)	23, 3x, Nelson, KU (11/14)
Solo Blocks	1, Texas (9/19)	1, Zumach, Texas (9/19)	Block Solos	4, KU (11/14)	2, Langs/Nwoke, KU (11/14)
Block Assists	30, at Texas Tech (10/3)	10, Flowers, at Texas Tech (10/3)	Block Assists	20, Texas (9/19)	6, Butler, Texas (9/19)

OVERALL STATS

Overall: 15-12 | Conference: 5-11 | Home: 6-6 | Away: 7-5 | Neutral: 2-1 | Sets: 54-44 | 3-Sets: 8-5 | 4-Sets: 6-5 | 5-Sets: 1-2

#	PLAYER	ATTACK					SET		SERVE		DIG		BLOCKING					POINTS	
		S	K	K/S	E	TA	PCT	A	A/S	SA	SE	SA/S	RE	DIG	DIG/S	BS	BA	TOT	
7	Zumach, Kylee	93	321	3.45	116	868	.236	18	0.19	10	23	0.11	27	247	2.66	8	49	57	363.5
18	Mutiri, Gloria	98	271	2.77	84	711	.263	3	0.03	15	25	0.15	1	192	1.96	1	66	67	320.0
3	Schultejans, Alyssa	76	163	2.14	66	511	.190	6	0.08	24	19	0.32	12	48	0.63	1	28	29	202.0
2	Sandbothe, Elle	77	157	2.04	54	363	.284	6	0.08	1	3	0.01	0	23	0.30	5	67	72	196.5
11	Williams, Peyton	75	141	1.88	37	320	.325	3	0.04	5	8	0.07	1	30	0.40	2	47	49	171.5
10	Heyne, Brooke	43	115	2.67	39	331	.230	2	0.05	1	14	0.02	6	71	1.65	0	12	12	122.0
12	Flowers, Macy	52	77	1.48	27	205	.244	5	0.10	3	11	0.06	0	25	0.48	6	65	71	118.5
4	Dixon, Sarah	98	21	0.21	12	110	.082	1099	11.21	20	24	0.20	1	232	2.37	0	28	28	55.0
17	Carlson, Brynn	13	18	1.38	13	80	.062	0	0.00	0	1	0.00	2	5	0.38	2	2	4	21.0
16	Gyimes, Zsafia	98	15	0.15	5	38	.263	3	0.03	31	36	0.32	0	24	0.24	0	6	6	49.0
21	Fairfield, Devan	98	4	0.04	0	5	.800	51	0.52	4	7	0.04	20	368	3.76	0	0	0	8.0
14	Vernon, Megan	1	1	1.00	0	1	1.000	0	0.00	0	0	0.00	0	0	0.00	0	0	0	1.0
1	Killeen, Reilly	98	1	0.01	1	4	.000	23	0.23	11	19	0.11	14	155	1.58	0	0	0	12.0
6	Smith, Jacque	48	0	0.00	0	1	.000	2	0.04	1	3	0.02	1	39	0.81	0	0	0	1.0
20	Weber, Mckenzi	7	0	0.00	0	0	.000	0	0.00	0	1	0.00	3	5	0.71	0	0	0	0.0
K-STATE.....		98	1305	13.32	454	3548	.240	1221	12.46	126	194	1.29	102	1464	14.94	25	370	210.0	1641.0
Opponents.....		98	1355	13.83	544	3591	.226	1268	12.94	102	183	1.04	126	1536	15.67	27	367	210.5	1667.5

TEAM BY SET

MATCH WINS BY SETS	1	2	3	4	5	TOTAL
K-State	0	0	8	6	1	15
Opponents	0	0	5	5	2	12
SETS WON BY SET	1	2	3	4	5	TOTAL
K-State	15	15	15	8	1	54
Opponents	12	12	12	6	2	44
POINTS BY SET	1	2	3	4	5	TOTAL
K-State	623	617	614	310	43	2207
Opponents	592	616	606	304	43	2161

BIG 12 STATS

Conference: 5-11 | Home: 2-6 | Away: 3-5 | Sets: 24-37 | 3-Sets: 2-4 | 4-Sets: 2-5 | 5-Sets: 1-2

#	PLAYER	ATTACK					SET		SERVE		DIG		BLOCKING					POINTS				
		S	K	K/S	E	TA	PCT	A	A/S	SA	SE	SA/S	RE	DIG	DIG/S	BS	BA		TOT	BLK/S	BE	BHE
7	Zumach, Kylee	57	169	2.96	77	512	.180	10	0.18	5	10	0.09	10	140	2.46	4	26	30	0.53	4	1	191.0
18	Mutiri, Gloria	61	164	2.69	53	457	.243	1	0.02	12	14	0.20	1	121	1.98	1	36	37	0.61	1	2	195.0
10	Heyne, Brooke	39	112	2.87	36	323	.235	2	0.05	1	12	0.03	6	68	1.74	0	12	12	0.31	2	0	119.0
2	Sandbothe, Elle	49	95	1.94	40	227	.242	4	0.08	1	3	0.02	0	15	0.31	3	38	41	0.84	9	2	118.0
11	Williams, Peyton	50	91	1.82	26	210	.310	2	0.04	4	6	0.08	1	19	0.38	2	30	32	0.64	1	1	112.0
3	Schultejans, Alyssa	42	77	1.83	31	277	.166	2	0.05	6	12	0.14	7	24	0.57	0	10	10	0.24	2	0	88.0
12	Flowers, Macy	27	31	1.15	14	92	.185	0	0.00	1	5	0.04	0	11	0.41	4	26	30	1.11	4	0	49.0
4	Dixon, Sarah	61	13	0.21	8	63	.079	660	10.82	13	15	0.21	0	139	2.28	0	14	14	0.23	4	25	33.0
16	Gyimes, Zsafia	61	12	0.20	3	30	.300	1	0.02	20	20	0.33	0	16	0.26	0	4	4	0.07	2	0	34.0
17	Carlson, Brynn	2	5	2.50	3	18	.111	0	0.00	0	0	0.00	0	0	0.00	0	0	0	0.00	0	0	5.0
21	Fairfield, Devan	61	3	0.05	0	4	.750	31	0.51	4	5	0.07	13	239	3.92	0	0	0	0.00	0	0	7.0
1	Killeen, Reilly	61	1	0.02	0	3	.333	15	0.25	8	14	0.13	11	102	1.67	0	0	0	0.00	0	0	9.0
20	Weber, Mckenzi	3	0	0.00	0	0	.000	0	0.00	0	0	0.00	2	0	0.00	0	0	0	0.00	0	0	0.0
6	Smith, Jacque	28	0	0.00	0	1	.000	1	0.04	0	1	0.00	1	16	0.57	0	0	0	0.00	0	0	0.0
TEAM													12									
K-STATE.....		61	773	12.67	291	2217	.217	729	11.95	75	117	1.23	64	910	14.92	14	196	112.0	1.84	29	31	960.0
Opponents.....		61	886	14.52	308	2225	.260	819	13.43	64	109	1.05	75	986	16.16	18	265	150.5	2.47	46	17	1100.5

TEAM BY SET

MATCH WINS BY SETS	1	2	3	4	5	TOTAL
K-State	0	0	2	2	1	5
Opponents	0	0	4	5	2	11
SETS WON BY SET	1	2	3	4	5	TOTAL
K-State	6	5	8	4	1	24
Opponents	10	11	8	6	2	37
POINTS BY SET	1	2	3	4	5	TOTAL
K-State	356	340	348	210	43	1297
Opponents	376	379	368	234	43	1400

K-STATE MATCH-BY-MATCH

DATE	OPPONENT	SP	K	E	TA	PCT	A	SA	SE	RE	DIG	BS	BA	BE	TOTAL	BHE	POINTS
Aug 25, 2018	at Hawai'i	3	51	14	135	.274	47	5	5	3	56	0	4	1	2.0	0	58.0
Aug 26, 2018	at Hawai'i	3	44	13	123	.252	42	2	6	0	45	1	22	2	12.0	1	58.0
Aug 31, 2018	vs Marquette	3	43	16	106	.255	41	1	5	5	44	3	12	0	9.0	1	53.0
Sep 1, 2018	at Saint Louis	4	58	17	129	.318	53	5	11	7	43	0	10	2	5.0	0	68.0
Sep 1, 2018	vs Western Kentucky	4	51	13	138	.275	47	9	12	5	54	1	24	1	13.0	0	73.0
Sep 4, 2018	MISSOURI STATE	3	40	13	95	.284	36	9	3	1	47	1	18	1	10.0	0	59.0
Sep 7, 2018	NORTH TEXAS	3	46	13	91	.363	43	4	10	3	33	0	8	1	4.0	0	54.0
Sep 7, 2018	OREGON STATE	4	55	28	145	.186	53	3	6	4	63	1	28	2	15.0	0	73.0
Sep 8, 2018	OMAHA	3	39	14	114	.219	33	6	3	4	55	1	16	1	9.0	1	54.0
Sep 11, 2018	at UMKC	3	52	9	103	.417	50	2	7	1	37	1	10	0	6.0	0	60.0
Sep 14, 2018	vs Green Bay	4	53	13	152	.263	47	5	9	5	77	2	22	3	13.0	4	71.0
Sep 19, 2018	#5 TEXAS*	5	66	23	176	.244	62	8	4	3	61	1	10	2	6.0	4	80.0
Sep 21, 2018	at Oklahoma*	3	37	14	122	.189	34	2	4	3	49	1	8	3	5.0	0	44.0
Sep 26, 2018	at West Virginia*	3	30	16	92	.152	29	2	8	9	35	1	4	2	3.0	3	35.0
Sep 29, 2018	TCU*	4	47	18	132	.220	46	3	9	6	63	3	10	2	8.0	1	58.0
Oct 3, 2018	at Texas Tech*	5	55	23	184	.174	52	5	4	5	91	0	30	2	15.0	3	75.0
Oct 10, 2018	IOWA STATE*	4	52	20	142	.225	48	4	9	2	42	1	10	1	6.0	1	62.0
Oct 17, 2018	#22 KU*	4	61	22	161	.242	57	10	11	3	74	1	6	2	4.0	6	75.0
Oct 20, 2018	at #24 Baylor*	3	54	13	135	.304	51	2	5	1	56	2	14	0	9.0	0	65.0
Oct 24, 2018	OKLAHOMA*	4	49	29	167	.120	45	5	6	2	73	0	20	0	10.0	3	64.0
Oct 26, 2018	at Iowa State*	4	49	21	162	.173	45	5	6	3	71	2	8	3	6.0	0	60.0
Nov 03, 2018	WEST VIRGINIA*	3	40	7	84	.393	39	9	6	2	41	0	10	2	5.0	1	54.0
Nov 07, 2018	at #5 Texas*	3	31	13	100	.180	30	5	10	8	34	0	8	1	4.0	0	40.0
Nov 10, 2018	BAYLOR*	3	28	18	97	.103	26	1	5	6	30	0	8	1	4.0	1	33.0
Nov 14, 2018	at KU*	5	67	16	171	.298	64	5	10	3	71	0	22	2	11.0	0	83.0
Nov 17, 2018	TEXAS TECH*	4	40	21	134	.142	39	4	8	3	56	1	16	3	9.0	6	53.0
Nov 21, 2018	at TCU*	4	67	17	158	.316	62	5	12	5	63	1	12	3	7.0	2	79.0
K-STATE		98	1305	454	3548	.240	1221	126	194	102	1464	25	370	43	210.0	38	1641.0
OPPONENT		98	1355	544	3591	.226	1268	102	183	126	1536	27	367	63	210.5	24	1667.5

OPPONENT MATCH-BY-MATCH

DATE	OPPONENT	SP	K	E	TA	PCT	A	SA	SE	RE	DIG	BS	BA	BE	TOTAL	BHE	POINTS
Aug 25, 2018	at Hawai'i	3	46	16	125	.240	45	3	6	5	56	2	8	2	6.0	0	55.0
Aug 26, 2018	at Hawai'i	3	45	24	121	.174	43	0	6	2	61	1	10	1	6.0	1	51.0
Aug 31, 2018	vs Marquette	3	46	13	109	.303	45	5	3	1	44	1	6	0	4.0	1	55.0
Sep 1, 2018	at Saint Louis	4	46	21	114	.219	44	7	11	5	46	0	8	6	4.0	0	57.0
Sep 1, 2018	vs Western Kentucky	4	55	26	151	.192	51	5	9	9	66	2	12	2	8.0	3	68.0
Sep 4, 2018	MISSOURI STATE	3	33	21	108	.111	33	1	5	9	36	0	6	1	3.0	1	37.0
Sep 7, 2018	NORTH TEXAS	3	30	16	86	.163	26	3	8	4	25	0	4	1	2.0	0	35.0
Sep 7, 2018	OREGON STATE	4	54	30	160	.150	52	4	7	3	52	2	26	1	15.0	0	73.0
Sep 8, 2018	OMAHA	3	35	20	113	.133	35	4	10	6	49	0	10	0	5.0	0	44.0
Sep 11, 2018	at UMKC	3	37	15	109	.202	34	1	5	2	35	0	4	2	2.0	0	40.0
Sep 14, 2018	vs Green Bay	4	42	34	170	.047	41	5	4	5	80	1	8	1	5.0	1	52.0
Sep 19, 2018	#5 TEXAS*	5	77	21	162	.346	71	3	8	8	70	2	20	8	12.0	0	92.0
Sep 21, 2018	at Oklahoma*	3	51	13	123	.309	45	3	5	2	56	0	18	3	9.0	0	63.0
Sep 26, 2018	at West Virginia*	3	40	13	93	.290	34	9	7	2	37	0	22	6	11.0	0	60.0
Sep 29, 2018	TCU*	4	58	23	156	.224	55	6	7	3	57	2	10	3	7.0	1	71.0
Oct 3, 2018	at Texas Tech*	5	72	30	204	.206	66	5	9	5	93	1	10	1	6.0	1	83.0
Oct 10, 2018	IOWA STATE*	4	62	15	124	.379	57	2	9	4	56	1	22	4	12.0	3	76.0
Oct 17, 2018	#22 KU*	4	48	21	156	.173	44	3	5	10	68	3	20	3	13.0	2	64.0
Oct 20, 2018	at #24 Baylor*	3	54	19	133	.263	52	1	5	2	56	0	16	1	8.0	0	63.0
Oct 24, 2018	OKLAHOMA*	4	58	17	160	.256	57	2	11	5	77	0	38	3	19.0	1	79.0
Oct 26, 2018	at Iowa State*	4	67	17	163	.307	61	3	6	5	76	2	18	1	11.0	1	81.0
Nov 03, 2018	WEST VIRGINIA*	3	36	20	104	.154	32	2	4	9	35	0	8	4	4.0	2	42.0
Nov 07, 2018	at #5 Texas*	3	43	9	88	.386	39	8	8	5	46	1	6	0	4.0	0	55.0
Nov 10, 2018	BAYLOR*	3	43	14	90	.322	38	6	2	1	45	1	19	1	10.5	0	59.5
Nov 14, 2018	at KU*	5	62	29	173	.191	60	3	6	5	76	4	14	4	11.0	1	76.0
Nov 17, 2018	TEXAS TECH*	4	59	26	146	.226	55	3	11	4	71	0	14	0	7.0	4	69.0
Nov 21, 2018	at TCU*	4	56	21	150	.233	53	5	6	5	67	1	10	4	6.0	1	67.0
OPPONENT TOTALS		98	1355	544	3591	.226	1268	102	183	126	1536	27	367	63	210.5	24	1667.5
K-STATE		98	1305	454	3548	.240	1221	126	194	102	1464	25	370	43	210.0	38	1641.0

MATCH LEADERS

DATE	OPPONENT	KILLS	ASSISTS	DIGS	BLOCKS	ACES
Aug. 25	at Hawai'i	Zumach (19)	Dixon (37)	Fairfield (16)	Zumach (2)	Killeen (2)
Aug. 26	at Hawai'i	Zumach (18)	Dixon (38)	Zumach (12)	Flowers (7)	Flowers/Zumach (1)
Aug. 31	vs. Marquette	Zumach (14)	Dixon (40)	Dixon/Fairfield (9)	Sandbothe (4)	Killeen (1)
Sept. 1	at Saint Louis	Schultejans (14)	Dixon (46)	Zumach (14)	Sandbothe (4)	Schultejans (2)
Sept. 1	vs. Western Kentucky	Mutiri/Schultejans (12)	Dixon (41)	Dixon (14)	Flowers (7)	Schultejans (3)
Sept. 4	MISSOURI STATE	Zumach (10)	Dixon (32)	Fairfield (13)	Williams/Zumach (4)	Gyimes (4)
Sept. 7	NORTH TEXAS	Zumach (11)	Dixon (40)	Fairfield (11)	Flowers (3)	Gyimes (2)
Sept. 7	OREGON STATE	Mutiri/Zumach (16)	Dixon (48)	Fairfield (14)	Sandbothe (10)	3 players (1)
Sept. 8	OMAHA	Schultejans (10)	Dixon (29)	Fairfield (13)	Flowers (8)	Schultejans (4)
Sept. 11	at UMKC	Zumach (14)	Dixon (46)	Zumach (10)	3 players (2)	Gyimes/Schultejans (1)
Sept. 14	vs. Green Bay	Zumach (20)	Dixon (42)	Fairfield (16)	Flowers (8)	Schultejans (3)
Sept. 19	#5 TEXAS*	Zumach (20)	Dixon (54)	Fairfield (20)	Sandbothe/Zumach (3)	Mutiri/Schultejans (2)
Sept. 21	at Oklahoma*	Mutiri (12)	Dixon (30)	Fairfield (16)	Flowers (4)	Mutiri/Schultejans (1)
Sept. 26	at West Virginia*	Zumach (7)	Dixon (26)	Zumach (10)	Williams (2)	Mutiri/Zumach (1)
Sept. 29	TCU*	Mutiri (12)	Dixon (42)	Fairfield (17)	Flowers (8)	3 players (1)
Oct. 3	at Texas Tech*	Zumach (16)	Dixon (46)	Fairfield (26)	Flowers (10)	Gyimes (4)
Oct. 10	IOWA STATE*	Mutiri (16)	Dixon (47)	Fairfield (13)	Sandbothe (5)	Killeen (2)
Oct. 17	#22 KU*	Mutiri/Zumach (13)	Dixon (53)	Fairfield (21)	Dixon (3)	Gyimes/Williams (3)
Oct. 20	at #24 Baylor*	Heyne (15)	Dixon (47)	Fairfield (15)	Sandbothe (5)	Dixon/Killeen (1)
Oct. 24	OKLAHOMA*	Heyne (14)	Dixon (39)	Dixon/Killeen (14)	Sandbothe (7)	Killeen (3)
Oct. 26	at Iowa State*	Zumach (14)	Dixon (43)	Fairfield (19)	3 players (2)	5 players (1)
Nov. 3	WEST VIRGINIA*	Heyne (11)	Dixon (33)	Heyne (10)	3 players (2)	Williams (3)
Nov. 7	at #5 Texas*	Mutiri (7)	Dixon (26)	Fairfield (13)	Williams (3)	5 players (1)
Nov. 10	BAYLOR*	Zumach (7)	Dixon (22)	Zumach (7)	Sandbothe/Zumach (2)	Dixon (1)
Nov. 14	at KU*	Heyne (17)	Dixon (59)	Fairfield (22)	Sandbothe (7)	Gyimes (3)
Nov. 17	TEXAS TECH*	Heyne (11)	Dixon (37)	Heyne (13)	Williams (4)	Gyimes (2)
Nov. 21	at TCU*	Zumach (21)	Dixon (56)	Fairfield (16)	Flowers/Mutiri (4)	Dixon (2)

MISC. INDIVIDUAL STATS

.400 Hitting Percentage (min. 10 attempts) (19)

Category Leaders: Mutiri/Williams (5)

Date	Player/Opponent	Hitting % (k-e-ta)
10/26	Elle Sandbothe/Iowa State	.647 (11-0-17)
8/31	Elle Sandbothe/Marquette	.600 (7-1-10)
9/7	Macy Flowers/North Texas	.571 (9-1-14)
10/20	Peyton Williams/Baylor	.550 (11-0-20)
9/14	Kylee Zumach/Green Bay	.513 (20-0-39)
9/1	Peyton Williams/Saint Louis	.500 (9-1-16)
9/4	Peyton Williams/Missouri State	.500 (5-0-10)
10/17	Elle Sandbothe/KU	.500 (12-2-20)
9/7	Gloria Mutiri/North Texas	.467 (9-2-15)
10/20	Brooke Heyne/Baylor	.467 (15-1-30)
11/3	Brooke Heyne/West Virginia	.450 (11-2-20)
8/25	Peyton Williams/Hawai'i	.444 (9-1-18)
9/11	Elle Sandbothe/UMKC	.444 (10-2-18)
9/29	Peyton Williams/TCU	.429 (11-2-21)
10/10	Gloria Mutiri/Iowa State	.429 (16-4-28)
11/21	Gloria Mutiri/TCU	.419 (15-2-31)
8/26	Gloria Mutiri/Hawai'i	.417 (10-0-24)
11/21	Kylee Zumach/TCU	.409 (21-3-44)
8/31	Gloria Mutiri/Marquette	.400 (13-3-25)

15 or More Kills (14)

Category Leaders: Zumach (8)

Date	Player/Opponent	Kills
11/21	Kylee Zumach/TCU	21
9/14	Kylee Zumach/Green Bay	20
9/19	Kylee Zumach/Texas	20
8/25	Kylee Zumach/Hawai'i	19
8/26	Kylee Zumach/Hawai'i	18
9/19	Alyssa Schultejeans/Texas	17
11/14	Brooke Heyne/KU	17
9/7	Gloria Mutiri/Oregon State	16
9/7	Kylee Zumach/Oregon State	16
10/3	Kylee Zumach/Texas Tech	16
10/10	Gloria Mutiri/Iowa State	16
10/20	Brooke Heyne/Baylor	15
11/14	Kylee Zumach/KU	15
11/21	Gloria Mutiri/TCU	15

50 or More Assists (4)

Category Leaders: Dixon (4)

Date	Player/Opponent	Assists
11/14	Sarah Dixon/KU	59
11/21	Sarah Dixon/TCU	56
9/19	Sarah Dixon/Texas	54
10/17	Sarah Dixon/KU	53

15 or More Digs (14)

Category Leaders: Fairfield (11)

Date	Player/Opponent	Digs
10/3	Devan Fairfield/Texas Tech	26
11/14	Devan Fairfield/KU	22
10/17	Devan Fairfield/KU	21
9/19	Devan Fairfield/Texas	20
10/3	Kylee Zumach/Texas Tech	19
10/26	Devan Fairfield/Iowa State	19
9/29	Devan Fairfield/TCU	17
10/26	Kylee Zumach/Iowa State	17
8/25	Devan Fairfield/Hawai'i	16
9/14	Devan Fairfield/Green Bay	16
9/21	Devan Fairfield/Oklahoma	16
10/17	Kylee Zumach/KU	16
11/21	Devan Fairfield/TCU	16
10/20	Devan Fairfield/Baylor	15

Three or More Service Aces (10)

Category Leaders: Gyimes/Schultejeans (4)

Date	Player/Opponent	Aces
9/4	Zsafia Gyimes/Missouri State	4
9/8	Alyssa Schultejeans/Omaha	4
10/3	Zsafia Gyimes/Texas Tech	4
9/1	Alyssa Schultejeans/WKU	3
9/4	Alyssa Schultejeans/Missouri State	3
9/14	Alyssa Schultejeans/Green Bay	3
10/17	Zsafia Gyimes/KU	3
10/17	Peyton Williams/KU	3
10/24	Reilly Killeen/Oklahoma	3
11/14	Zsafia Gyimes/KU	3

15 or More Points (20)

Category Leaders: Zumach (10)

Date	Player/Opponent	Points
11/21	Kylee Zumach/TCU	22.5
9/14	Kylee Zumach/Green Bay	22.0
8/25	Kylee Zumach/Hawai'i	20.0
8/26	Kylee Zumach/Hawai'i	20.0
9/7	Kylee Zumach/Oregon State	19.0
9/7	Gloria Mutiri/Oregon State	18.5
10/3	Kylee Zumach/Texas Tech	18.5
9/1	Alyssa Schultejeans/WKU	18.0
11/14	Brooke Heyne/KU	18.0
11/21	Gloria Mutiri/TCU	18.0
9/1	Alyssa Schultejeans/Saint Louis	17.5
11/14	Elle Sandbothe/KU	16.5
10/3	Gloria Mutiri/Texas Tech	16.0

10/10	Gloria Mutiri/Iowa State	16.0
10/17	Kylee Zumach/KU	16.0
11/14	Kylee Zumach/KU	16.0
8/31	Kylee Zumach/Marquette	15.5
10/20	Brooke Heyne/Baylor	15.5
10/26	Kylee Zumach/Iowa State	15.5
10/24	Brooke Heyne/Oklahoma	15.0

Double-Doubles (22)

Category Leaders: Dixon/Zumach (9)

Date	Player/Opponent	Double-Doubles
8/26	Kylee Zumach/Hawai'i	18k-12d
9/1	Kylee Zumach/Saint Louis	12k-14d
9/1	Sarah Dixon/WKU	41a-14d
9/7	Gloria Mutiri/Oregon State	16k-11d
9/7	Kylee Zumach/Oregon State	16k-13d
9/8	Sarah Dixon/Omaha	29a-10d
9/11	Kylee Zumach/UMKC	14k-10d
9/14	Sarah Dixon/Green Bay	42a-12d
9/14	Kylee Zumach/Green Bay	20k-10d
9/19	Kylee Zumach/Texas	20k-14d
9/21	Sarah Dixon/Oklahoma	30a-12d
9/29	Sarah Dixon/TCU	42a-13d
10/3	Sarah Dixon/Texas Tech	46a-12d
10/3	Gloria Mutiri/Texas Tech	12k-11d
10/3	Kylee Zumach/Texas Tech	16k-19d
10/17	Kylee Zumach/KU	13k-16d
10/24	Sarah Dixon/Oklahoma	39a-14d
10/26	Sarah Dixon/Iowa State	43a-10d
10/26	Kylee Zumach/Iowa State	14k-17d
11/3	Brooke Heyne/West Virginia	11k-10d
11/14	Sarah Dixon/KU	59a-10d
11/21	Gloria Mutiri/TCU	15k-11d

Triple-Doubles (0)

Category Leaders: --

Date	Player/Opponent	Triple-Doubles
--	--	--

MISC. TEAM STATS

60+ Kills in a Match (4)

Date	Opponent	Kills
11/14	at KU	67
11/21	at TCU	67
9/19	Texas	66
10/17	KU	61

.250+ Hitting Percentage in a Match (13)

Date	Opponent	Hitting % (k-e-ta)
9/11	at UMKC	.417 (52-9-103)
11/3	West Virginia	.393 (40-7-84)
9/7	North Texas	.363 (46-13-91)
9/1	at Saint Louis	.318 (58-17-129)
11/21	at TCU	.316 (67-17-158)
10/20	at Baylor	.304 (54-13-135)
11/14	at KU	.298 (67-16-171)
9/4	Missouri State	.284 (40-13-95)
9/1	vs. Western Kentucky	.275 (51-13-138)
8/25	at Hawai'i	.274 (51-14-135)
9/14	vs. Green Bay	.263 (53-13-152)
8/31	vs. Marquette	.255 (43-16-106)
8/26	at Hawai'i	.252 (44-13-123)

10+ Total Blocks in a Match (7)

Date	Opponent	Total Blocks (s-a)
9/7	Oregon State	15.0 (1-28)
10/3	at Texas Tech	15.0 (0-30)
9/1	vs. Western Kentucky	13.0 (1-24)
8/26	at Hawai'i	12.0 (1-22)
11/14	at KU	11.0 (0-22)
9/4	Missouri State	10.0 (1-18)
10/24	Oklahoma	10.0 (0-20)

5+ Service Aces in a Match (15)

Date	Opponent	Service Aces
10/17	KU	10
9/1	vs. Western Kentucky	9
9/4	Missouri State	9
11/3	West Virginia	9
9/19	Texas	8
9/8	Omaha	6

8/25	at Hawai'i	5
9/1	at Saint Louis	5
9/14	vs. Green Bay	5
10/3	at Texas Tech	5
10/24	Oklahoma	5
10/26	at Iowa State	5
11/7	at Texas	5
11/14	at KU	5
11/21	at TCU	5

.350+ Hitting Percentage in a Set (18)

Date	Set/Opponent	Hitting % (k-e-ta)
9/1	4/vs. Western Kentucky	.619 (17-1-26)
9/11	1/at UMKC	.588 (21-1-34)
11/3	1/West Virginia	.520 (15-2-25)
11/21	3/at TCU	.517 (16-1-29)
10/10	3/Iowa State	.500 (16-2-28)
9/19	1/Texas	.429 (18-3-35)
9/1	4/at Saint Louis	.417 (19-4-36)
11/14	5/at KU	.417 (12-2-24)
11/21	4/at TCU	.410 (20-4-39)
9/8	4/Omaha	.387 (14-2-31)
9/7	1/North Texas	.385 (12-2-26)
9/1	1/at Saint Louis	.382 (15-2-34)
9/11	2/at UMKC	.382 (16-3-34)
8/26	1/at Hawai'i	.375 (13-1-32)
9/29	1/TCU	.375 (14-2-32)
9/4	3/Missouri State	.364 (10-2-22)
9/7	2/North Texas	.357 (15-2-28)
8/25	3/at Hawai'i	.353 (21-3-51)
9/7	3/North Texas	.351 (19-6-37)

15+ Kills in a Set (37)

Date	Set/Opponent	Kills (e-ta)
8/25	3/at Hawai'i	21 (3-51)
9/11	1/at UMKC	21 (1-34)
10/20	1/at Baylor	20 (4-48)
10/20	3/at Baylor	20 (4-51)
11/21	4/at TCU	20 (4-39)
9/1	4/at Saint Louis	19 (4-36)

9/7	3/North Texas	19 (6-37)
10/17	4/KU	19 (8-52)
9/19	1/Texas	18 (3-35)
10/3	3/at Texas Tech	18 (6-43)
10/24	3/Oklahoma	18 (8-55)
9/1	4/vs. Western Kentucky	17 (1-26)
9/4	2/Missouri State	17 (7-35)
9/7	2/Oregon State	17 (10-41)
11/14	2/at KU	17 (5-43)
8/26	2/at Hawai'i	16 (8-57)
9/7	3/Oregon State	16 (4-35)
9/11	2/at UMKC	16 (3-34)
10/10	3/Iowa State	16 (2-28)
11/21	2/at TCU	16 (5-36)
11/21	3/at TCU	16 (1-29)
8/25	1/at Hawai'i	15 (6-41)
8/25	2/at Hawai'i	15 (5-43)
8/26	3/at Hawai'i	15 (4-34)
8/31	1/vs. Marquette	15 (6-32)
8/31	2/vs. Marquette	15 (3-38)
9/1	1/at Saint Louis	15 (2-34)
9/7	2/North Texas	15 (2-28)
9/11	3/at UMKC	15 (5-35)
9/14	1/vs. Green Bay	15 (2-40)
9/14	3/vs. Green Bay	15 (2-44)
10/10	2/Iowa State	15 (7-46)
10/17	2/KU	15 (6-39)
10/26	3/at Iowa State	15 (5-44)
11/3	1/West Virginia	15 (2-25)
11/3	3/West Virginia	15 (3-35)
11/17	1/Texas Tech	15 (5-37)
11/21	1/at TCU	15 (7-54)

MATCH 1

K-State RV Hawai'i

Aug. 25, 2018 • Honolulu, Hawai'i • Stan Sheriff Center
K-State won 25-21, 29-27, 25-20

K-State	SP	K	E	TA	PCT	A	SA	SE	RE	DIG	BS	BA	BE	BHE	PTS
Killeen, Reilly	3	0	0	0	.000	2	2	2	0	6	0	0	0	0	2.0
Sandbothe, Elle	2	3	1	5	.091	0	0	0	0	0	0	1	1	0	3.5
Dixon, Sarah	3	1	1	5	.000	37	1	0	0	7	0	0	0	0	2.0
Smith, Jacque	3	0	0	0	.000	0	1	1	0	7	0	0	0	0	1.0
Zumach, Kylee	3	19	3	44	.364	2	0	1	1	8	0	2	0	0	20.0
Williams, Peyton	3	9	1	18	.444	1	0	0	0	2	0	1	0	0	9.5
Schultejans, A	3	11	4	33	.212	1	0	0	0	4	0	0	0	0	11.0
Flowers, Macy	1	2	0	7	.286	0	1	0	0	0	0	0	0	0	3.0
Gyimes, Zsafia	3	0	0	0	.000	0	0	0	0	1	0	0	0	0	0.0
Mutiri, Gloria	3	6	3	17	.176	1	0	0	0	5	0	0	0	0	6.0
Weber, Mckenzi	1	0	0	0	.000	0	0	0	0	0	0	0	0	0	0.0
Fairfield, Devan	3	0	0	0	.000	3	0	1	2	16	0	0	0	0	0.0
Totals.....	3	51	14	135	.274	47	5	3	56	0	4	1	0	0	58.0

Hawai'i	SP	K	E	TA	PCT	A	SA	SE	RE	DIG	BS	BA	BE	BHE	PTS
Granato, M	3	14	6	38	.211	0	1	2	1	11	0	0	0	0	15.0
Williams, Skyler	3	3	0	11	.273	1	0	2	0	3	0	3	1	0	4.5
Iosia, Norene	3	8	1	18	.389	10	1	1	1	10	0	0	0	0	9.0
Gaskin, Angel	2	2	5	10	~300	0	0	0	0	0	2	2	0	0	5.0
Liva, Sarah	3	8	2	13	.362	1	0	0	0	0	0	1	1	0	8.5
Castillo, Casey	3	11	2	30	.400	1	1	2	2	0	1	0	0	0	12.5
Akiu, Tita	3	0	0	0	.000	3	0	0	0	15	0	0	0	0	0.0
Ma'afala, Faith	3	0	0	4	.000	30	0	0	0	12	0	1	0	0	0.5
Okino, Rika	1	0	0	0	.000	0	0	1	2	0	0	0	0	0	0.0
Ross, McKenna	3	0	0	1	.000	0	0	0	0	1	0	0	0	0	0.0
Totals.....	3	46	16	125	.240	45	3	6	5	56	2	8	2	0	55.0

MATCH 4

K-State Saint Louis

Sept. 1, 2018 • St. Louis, Mo. • Chaifetz Arena
K-State won 25-18, 25-19, 20-25, 25-19

K-State	SP	K	E	TA	PCT	A	SA	SE	RE	DIG	BS	BA	BE	BHE	PTS
Killeen, Reilly	4	0	0	0	.000	2	0	1	1	2	0	0	0	0	0.0
Sandbothe, Elle	4	9	1	21	.381	2	0	0	0	0	1	4	1	0	11.0
Dixon, Sarah	4	3	1	7	.286	46	1	2	1	0	7	0	0	0	4.0
Zumach, Kylee	3	12	2	27	.370	2	0	0	1	14	0	0	0	0	12.0
Williams, Peyton	4	9	1	16	.500	0	1	2	0	3	0	1	0	0	10.5
Mutiri, Gloria	4	9	4	23	.217	0	0	0	2	0	3	0	2	1	10.0
Schultejans, A	4	14	5	26	.346	0	2	2	1	0	0	3	0	0	17.5
Smith, Jacque	2	0	0	0	.000	1	0	0	0	2	0	0	0	0	0.0
Gyimes, Zsafia	4	0	0	0	.000	0	1	2	0	0	0	0	0	0	1.0
Carlson, Brynn	1	1	3	8	~250	0	0	1	2	0	0	0	0	0	1.0
Fairfield, Devan	4	1	0	1	1.000	0	0	0	1	11	0	0	0	0	1.0
TEAM										1					
Totals.....	4	58	17	129	.318	53	5	11	7	43	0	10	2	0	68.0

Saint Louis	SP	K	E	TA	PCT	A	SA	SE	RE	DIG	BS	BA	BE	BHE	PTS
TAYLOR, Maya	4	17	8	44	.205	1	0	3	2	11	0	1	1	0	17.5
GALLUP, Sienn	4	15	3	33	.364	1	2	3	2	11	0	0	1	0	17.0
PHILLIPS, J	4	2	3	8	~125	1	2	1	0	2	0	2	0	0	5.0
FLERSON, L	4	1	2	6	~167	0	0	0	0	0	0	2	2	0	2.0
WALSH, Isabelle	4	8	3	15	.333	1	0	0	0	0	0	2	1	0	9.0
CORDIA, K	4	2	0	3	.667	26	1	1	0	9	0	0	0	0	3.0
CHAYKOWSKY	4	0	0	0	.000	5	1	2	1	9	0	0	0	0	1.0
LOFTUS, Monica	4	1	2	5	~200	0	0	0	0	0	0	1	1	0	1.5
IMO, Emily	2	0	0	0	.000	0	0	0	0	0	0	0	0	0	0.0
ROSBURG, M	4	0	0	0	.000	9	1	1	0	4	0	0	0	0	1.0
Totals.....	4	46	21	114	.219	44	7	11	5	46	0	8	6	0	57.0

MATCH 7

North Texas K-State

Sept. 7, 2018 • Manhattan, Kan. • Ahearn Field House
K-State won 25-18, 25-18, 25-21

North Texas	SP	K	E	TA	PCT	A	SA	SE	RE	DIG	BS	BA	BE	BHE	PTS
YORK, Karley	3	2	0	3	.667	23	0	1	0	5	0	0	0	0	2.0
HAEUSSLER, S	3	1	0	3	.333	0	0	0	0	0	0	0	1	0	1.5
ROBINSON, R	3	8	5	23	.130	1	2	1	0	2	0	0	0	0	10.0
WILLIAMS, J	3	6	1	11	.455	0	0	0	0	1	0	1	0	0	6.5
VALERIAN, V	3	11	6	36	.139	1	0	1	0	8	0	0	0	0	11.0
DE LARA, Yasmin	3	2	3	9	~111	0	0	0	1	1	2	0	2	1	3.0
BROWN, Kylie	2	0	0	0	.000	0	1	1	0	2	0	0	0	0	1.0
PETNICKI, Olivia	1	0	0	0	.000	0	0	1	2	4	0	0	0	0	0.0
SKOPAL, Kalliegh	1	0	0	0	.000	0	0	0	0	0	0	0	0	0	0.0
BORTNEM, Kasey	1	0	0	0	.000	0	0	0	1	0	0	0	0	0	0.0
HUBBARD, R	2	0	1	1	~1000	1	0	2	0	1	0	0	0	0	0.0
Totals.....	3	30	16	86	.163	26	3	8	4	25	0	4	1	0	35.0

K-State	SP	K	E	TA	PCT	A	SA	SE	RE	DIG	BS	BA	BE	BHE	PTS
Sandbothe, Elle	1	3	1	7	.286	0	0	0	0	0	0	0	1	0	3.5
Schultejans, A	3	3	1	8	.250	1	1	2	0	0	0	0	0	0	4.0
Dixon, Sarah	3	1	0	3	.333	401	2	0	9	0	0	1	0	0	2.5
Zumach, Kylee	3	11	6	27	.185	0	0	0	1	0	4	0	0	0	11.5
Flowers, Macy	3	9	1	14	.571	0	0	0	2	0	1	0	3	1	10.5
Mutiri, Gloria	3	9	2	15	.467	0	0	0	1	0	3	0	2	0	10.0
Killeen, Reilly	3	0	0	0	.000	1	0	1	1	2	0	0	0	0	0.0
Smith, Jacque	2	0	0	0	.000	0	0	0	0	1	0	0	0	0	0.0
Williams, Peyton	2	5	0	5	1.000	0	0	0	0	0	0	0	0	0	5.0
Gyimes, Zsafia	3	1	1	4	.000	1	2	1	0	2	0	0	0	0	3.0
Carlson, Brynn	2	4	1	8	.375	0	0	0	0	0	0	0	0	0	4.0
Fairfield, Devan	3	0	0	0	.000	0	0	0	2	11	0	0	0	0	0.0
Totals.....	3	46	13	91	.363	43	4	10	3	33	0	8	1	0	54.0

MATCH 2

K-State RV Hawai'i

Aug. 26, 2018 • Honolulu, Hawai'i • Stan Sheriff Center
K-State won 25-21, 27-25, 25-19

K-State	SP	K	E	TA	PCT	A	SA	SE	RE	DIG	BS	BA	BE	BHE	PTS
Killeen, Reilly	3	0	0	0	.000	0	0	0	0	7	0	0	0	0	0.0
Dixon, Sarah	3	0	0	3	.000	38	0	2	0	4	0	2	1	1	1.0
Zumach, Kylee	3	18	5	44	.295	2	1	2	0	12	0	2	0	0	20.0
Williams, Peyton	3	2	5	20	~150	0	0	0	0	1	0	5	0	0	4.5
Flowers, Macy	3	7	2	16	.312	0	1	0	0	3	1	6	1	0	12.0
Mutiri, Gloria	3	10	0	24	.417	0	0	1	0	4	0	3	0	0	11.5
Schultejans, A	3	7	1	16	.375	0	0	0	2	0	4	0	0	0	9.0
Gyimes, Zsafia	3	0	0	0	.000	0	0	0	2	0	0	0	0	0	0.0
Weber, Mckenzi	2	0	0	0	.000	0	0	1	0	3	0	0	0	0	0.0
Fairfield, Devan	3	0	0	0	.000	2	0	0	0	7	0	0	0	0	0.0
Totals.....	3	44	13	123	.252	42	2	6	0	45	1	22	2	1	58.0

Hawai'i	SP	K	E	TA	PCT	A	SA	SE	RE	DIG	BS	BA	BE	BHE	PTS
Granato, M	3	11	4	27	.259	0	0	2	1	12	0	2	0	0	12.0
Burns, Natasha	3	6	1	12	.417	0	0	0	1	0	2	0	0	0	7.0
Iosia, Norene	3	10	3	26	.269	16	0	1	0	6	0	2	0	0	11.0
Ma'afala, Faith	3	0	0	0	.000	25	0	2	0	10	0	0	0	0	0.0
Liva, Sarah	3	7	5	16	.125	0	0	0	0	3	1	1	1	0	8.5
Castillo, Casey	3	8	3	16	.312	0	0	0	1	2	0	0	0	0	8.0
Akiu, Tita	3	0	0	0	.000	1	0	0	0	14	0	0	0	0	0.0
Williams, Skyler	2	0	0	4	.000	0	0	0	0	1	0	2	0	0	1.0
Sibley, Kirsten	3	3	5	15	~133	0	0	0	0	2	0	1	0	0	3.5
Gaskin, Angel	1	0	3	5	~600	0	0	0	0	3	0	0	0	0	0.0
Okino, Rika	1	0	0	0	.000	1	0	1	0	7	0	0	0	1	0.0
Totals.....	3	45	24	121	.174	43	0	6	2	61	1	10	1	1	51.0

MATCH 5

Western Kentucky K-State

Sept. 1, 2018 • St. Louis, Mo. • Chaifetz Arena
K-State won 25-18, 25-22, 26-28, 25-17

Western Kv.	SP	K	E	TA	PCT	A	SA	SE	RE	DIG	BS	BA	BE	BHE	PTS
ANDERSON,R	4	11	1	20	.500	1	1	1	0	2	0	3	0	0	13.5
BEBOUT,Taylor	4	2	2	10	.500	3	1	0	1	12	0	0	0	2	2.0
SHELTON,Hallie	4	6	5	36	.028	1	2	0	2	12	0	2	0	0	9.0
JACKSON,K	4	11	6	25	.200	0	0	0	1	1	1	0	0	0	12.0
ISENBARGER,K	4	13	9	32	.125	0	0	0	0	2	1	3	1	0	15.5
CERINO,Sophia	4	9	3	25	.240	0	0	0	0	4	4	1	0	1	11.0
KOWAL,KOWSKI	4	1	0	1	1.000	4	0	2	2	11	0	0	0	0	1.0
MARTIN,Mary	1	2	0	2	1.000	6	0	0	0	0	0	0	1	2	2.0
HOOD,Asheley	1	0	0	0	.000	0	0	0	0	0	0	0	0	0	0.0
MUSIC,Darby	4	0	0	0	.000	2	1	2	2	7	0	0	0	0	1.0
FREDERICK,P	4	0	0	0	.000	6	0	1	2	16	0	0	0	0	0.0
SHUNK,Katie	3	0	0	0	.000	0	1	2	0	1	0	0	0	0	1.0
TEAM								1							
Totals.....	4	55	26	151	.192	51	5	9	9	66	2	12	2	3	68.5

MATCH 10

K-State UMKC

Sept. 11, 2018 • Kansas City, Mo. • Swinney Rec Center
K-State won 25-20, 25-16, 25-22

K-State	SP	K	E	TA	PCT	A	SA	SE	RE	DIG	BS	BA	BE	BHE	PTS
Killeen, Reilly	3	0	0	0	.000	1	0	0	0	5	0	0	0	0	0.0
Sandbothe, Elle	3	10	2	18	.444	0	0	0	0	1	0	2	0	0	11.0
Dixon, Sarah	3	0	0	1	.000	46	0	0	0	4	0	2	0	0	1.0
Zumach, Kylee	3	14	3	28	.393	0	0	1	1	10	0	1	0	0	14.5
Williams, Peyton	3	5	0	9	.556	0	0	0	0	0	0	1	0	0	5.5
Mutiri, Gloria	3	12	3	23	.391	1	0	1	0	7	0	1	0	0	12.5
Schultejeans, A	3	7	0	18	.389	0	1	0	0	2	1	1	0	0	9.5
Smith, Jacques	2	0	0	0	.000	0	0	1	0	0	0	0	0	0	0.0
Flowers, Macy	1	3	1	5	.400	1	0	0	0	0	0	2	0	0	4.0
Gyimes, Zsafia	3	1	0	1	1.000	0	1	3	0	1	0	0	0	0	2.0
Fairfield, Devan	3	0	0	0	.000	1	0	1	0	7	0	0	0	0	0.0
Totals.....	3	52	9	103	.417	50	2	7	1	37	1	10	0	0	60.0

UMKC	SP	K	E	TA	PCT	A	SA	SE	RE	DIG	BS	BA	BE	BHE	PTS
Lukes, Tyrecia	3	6	2	12	.333	0	0	0	0	0	0	0	0	0	6.0
Harrington, A	3	9	2	26	.269	0	0	0	0	3	0	1	1	0	9.0
Jacobs, Brooke	3	3	1	9	.222	0	0	0	0	1	0	0	0	0	3.0
Breckia, Melanie	3	8	5	23	.120	0	1	1	0	2	0	0	0	0	9.0
Ratzlaff, Alex	3	4	3	20	.050	2	0	3	2	6	0	1	0	0	4.5
Schomers, Alli	3	0	0	0	.000	15	0	0	0	8	0	0	0	0	0.0
Spiegel, Rhegan	3	0	0	0	.000	2	0	1	0	9	0	0	0	0	0.0
Myers, Kennedy	3	1	0	2	.500	14	0	0	0	4	0	0	0	0	1.0
Blatcher, Mack	2	0	0	0	.000	0	0	0	0	0	1	0	0	0	0.0
Vom Schemm, K	2	1	0	0	1.000	1	0	0	0	1	0	0	0	0	1.0
Dyer, Emma	3	5	2	13	.231	0	0	0	0	0	0	2	1	0	6.0
Totals.....	3	37	15	109	.202	34	1	5	2	35	0	4	2	0	40.0

MATCH 13

RV K-State Oklahoma

Sept. 21, 2018 • Norman, Okla. • McCasland Field House
Oklahoma won 25-19, 25-19, 25-21

K-State	SP	K	E	TA	PCT	A	SA	SE	RE	DIG	BS	BA	BE	BHE	PTS
Sandbothe, Elle	3	5	3	14	.143	0	0	0	0	1	0	0	2	0	5.0
Schultejeans, A	3	3	3	15	.000	0	1	1	0	2	0	0	0	0	11.0
Dixon, Sarah	3	0	0	1	.000	30	0	0	0	12	0	0	0	0	0.0
Zumach, Kylee	3	10	4	36	.167	1	0	1	1	9	1	1	1	0	11.5
Flowers, Macy	3	1	1	7	.000	0	0	1	0	0	0	4	0	0	3.0
Mutiri, Gloria	3	12	2	34	.294	0	1	0	0	4	0	3	0	0	14.5
Killeen, Reilly	3	1	0	0	1.000	2	0	1	0	4	0	0	0	0	1.0
Smith, Jacques	1	0	0	0	.000	0	0	0	0	0	0	0	0	0	0.0
Williams, Peyton	1	2	0	2	1.000	0	0	0	0	0	0	0	0	0	2.0
Gyimes, Zsafia	3	0	0	0	.000	0	0	0	0	1	0	0	0	0	0.0
Carlson, Brynn	1	3	1	2	.167	0	0	0	0	0	0	0	0	0	3.0
Fairfield, Devan	3	0	0	0	.000	1	0	0	2	16	0	0	0	0	0.0
Totals.....	3	37	14	122	.189	34	2	4	3	49	1	8	3	0	44.0

Oklahoma	SP	K	E	TA	PCT	A	SA	SE	RE	DIG	BS	BA	BE	BHE	PTS
Anderson, Paige	3	16	1	27	.556	0	0	0	0	1	0	6	1	0	19.0
McLaughlin, K	3	0	1	3	-.333	41	2	1	0	8	0	5	0	0	4.5
Ennekich, Alyssa	3	13	5	39	.205	0	0	1	13	0	1	0	0	0	13.5
Maras, Sarah	3	3	3	15	.000	1	0	1	5	0	1	0	0	0	3.5
Sanders, Sarah	3	8	1	22	.318	0	0	1	0	0	2	1	0	0	9.0
Kadiku, Brianna	3	11	2	17	.529	0	1	0	0	3	0	3	1	0	13.5
Mutiri, Gloria	3	0	0	0	.000	3	0	1	0	23	0	0	0	0	0.0
Kinley, Keyton	1	0	0	0	.000	0	0	0	0	0	1	0	0	0	0.0
Monikawa, Kira	1	0	0	0	.000	0	0	0	0	0	0	0	0	0	0.0
Harty, Aysia	3	0	0	0	.000	0	1	0	2	0	0	0	0	0	0.0
Totals.....	3	51	13	123	.309	45	3	5	2	56	0	18	3	0	63.0

MATCH 16

K-State RV Texas Tech

Oct. 3, 2018 • Lubbock, Texas • United Supermarkets Arena
Texas Tech won 25-27, 25-20, 19-25, 25-21, 15-11

K-State	SP	K	E	TA	PCT	A	SA	SE	RE	DIG	BS	BA	BE	BHE	PTS
Schultejeans, A	5	10	6	39	.103	1	0	0	1	3	0	2	0	0	11.0
Dixon, Sarah	5	2	1	5	.200	46	0	1	0	12	0	2	0	3	3.0
Zumach, Kylee	5	16	5	42	.262	1	0	1	1	19	0	5	0	0	18.5
Williams, Peyton	5	11	3	34	.235	0	0	0	0	1	0	5	0	0	13.5
Flowers, Macy	5	4	3	16	.062	0	0	0	0	4	0	10	2	0	9.0
Mutiri, Gloria	5	12	5	45	.156	0	1	0	0	11	0	6	0	0	16.0
Killeen, Reilly	5	0	0	2	.000	0	0	0	0	2	10	0	0	0	0.0
Smith, Jacques	5	0	0	1	.000	1	0	0	0	2	0	0	0	0	0.0
Gyimes, Zsafia	5	0	0	0	.000	0	4	0	0	3	0	0	0	0	4.0
Fairfield, Devan	5	0	0	0	.000	3	0	2	0	26	0	0	0	0	0.0
TEAM										1					
Totals.....	5	55	23	184	.174	52	5	4	5	91	0	30	2	3	75.0

Texas Tech	SP	K	E	TA	PCT	A	SA	SE	RE	DIG	BS	BA	BE	BHE	PTS
Northcut, Katy	5	0	0	0	.000	0	0	3	0	7	0	0	0	0	0.0
Rittmann, Kylie	5	0	0	0	.000	5	0	1	0	23	0	0	0	0	0.0
Owens, Missy	5	8	4	16	.250	51	1	0	18	0	3	0	1	0	10.5
White, Allison	5	8	2	22	.273	0	2	0	0	1	0	2	0	0	11.0
Keenan, Katy	5	14	3	28	.393	0	0	0	0	0	1	3	1	0	16.5
Hill, Emily	5	11	9	48	.042	3	2	0	5	14	0	0	0	0	13.0
Solano, Emerson	5	0	0	2	.000	7	0	4	0	23	0	0	0	0	0.0
Gier, Kiari	1	0	0	0	.000	0	0	0	0	1	0	0	0	0	0.0
Sagers, Maggie	1	0	0	0	.000	0	0	0	0	0	0	0	0	0	0.0
Atwood, C	5	8	8	42	.000	0	0	0	0	5	0	1	0	0	8.5
Kanas, Brooke	5	23	4	42	.452	0	0	0	0	1	0	1	0	0	23.5
Totals.....	5	72	30	204	.206	66	5	9	5	93	1	10	1	1	83.0

MATCH 11

Green Bay RV K-State

Sept. 14, 2018 • Minneapolis, Minn. • Maturi Pavilion
K-State won 25-21, 25-15, 23-25, 25-12

Green Bay	SP	K	E	TA	PCT	A	SA	SE	RE	DIG	BS	BA	BE	BHE	PTS
Wolf, Taylor	4	15	10	51	.098	1	0	0	0	17	0	0	0	0	15.0
Lautenschlager	4	7	0	0	.000	2	1	0	1	7	0	0	0	0	1.0
Sledge, Ashley	4	7	7	21	.000	0	0	0	0	0	0	2	0	0	8.5
Wolf, Jessica	4	7	8	38	-.026	0	0	0	0	0	1	1	0	0	7.0
Eaton, Anna	4	2	2	12	.000	1	0	1	1	2	1	2	1	0	4.0
Yoss, Maddie	4	2	1	9	.000	35	0	1	0	12	0	3	0	1	2.5
Dorner, Alexis	2	0	0	1	-.000	0	0	0	0	0	0	0	0	0	0.0
Everingham, A	4	0	0	0	.000	1	2	0	1	13	0	0	0	0	2.0
Kent, Micaela	1	0	0	0	.000	0	0	0	0	0	0	0	0	0	0.0
Paulus, Kristen	3	3	3	12	.000	0	1	0	0	0	0	0	0	0	3.0
Burnan, Vanessa	4	0	0	1	.000	1	2	0	0	23	0	0	0	0	2.0
Zakutney, Alex	3	7	1	20	.300	0	0	0	2	2	0	0	0	0	7.0
Coughlin, S	2	0	1	5	-.200	0	0	0	1	3	0	0	0	0	0.0
Totals.....	4	42	34	170	.047	41	5	4	5	80	1	8	1	1	52.0

K-State	SP	K	E	TA	PCT	A	SA	SE	RE	DIG	BS	BA	BE	BHE	PTS
Killeen, Reilly	4	0	0	0	.000	0	0	0	0	9	0	0	0	0	0.0
Sandbothe, Elle	4	5	1	12	.333	0	0	0	0	0	0	0	0	0	6.0
Dixon, Sarah	4	0	0	5	.000	42	1	0	0	12	0	0	0	4	10.0
Zumach, Kylee	4	20	0	39	.513	0	0	2	3	10	0	4	0	0	22.0
Flowers, Macy	4	7	2	23	.217	1	0	2	0	1	1	7	0	0	11.5
Mutiri, Gloria	4	9	2	26	.269	0	1	0	0	14	0	4	2	0	12.0
Schultejeans, A	2	4	2	11	.182	0	3	0	0	3	0	1	0	0	7.5
Smith, Jacques	2	0	0	0	.000	0	0	0	0	3	0	0	0	0	2.0
Heyne, Brooke	1	2	1	3	.333	0	0	1	0	1	0	0	0	0	0.0
Williams, Peyton	2	1	1	4	.000	0	0	0	0	2	0	2	0	0	2.0
Vernon, Megan	1	1	0	1	1.000	0	0	0	0	0	0	0	0	0	1.0
Gyimes, Zsofia	4	0	1	1	.000	0	2	0	0	0	0	0	0	0	0.0
Carlson, Brynn	3	4	3	27	.037	0	0	0	0	4	1	2	1	0	6.0
Weber, McKenzie	1	0	0	0	.000	0	0	0	1	2	0	0	0	0	0.0
Fairfield, Devan	4	0	0	0	.000	4	0	0	0	16	0	0	0	0	0.0
TEAM								1							
Totals.....	4	53	13	152	.263	47	5	9	5	77	2	22	3	4	71.0

MATCH
19K-State
#24 Baylor3
0Oct. 20, 2018 • Waco, Texas • Ferrell Center
K-State won 25-23, 27-25, 28-26

K-State	SP	K	E	TA	PCT	A	SA	SE	RE	DIG	BS	BA	BE	BHE	PTS
Sandbothe, Elle	3	6	3	16	.188	0	0	0	0	0	2	3	0	0	9.5
Dixon, Sarah	3	0	1	2	-.500	47	1	0	0	8	0	0	0	0	1.0
Zumach, Kylee	3	11	4	33	.212	0	0	0	0	8	4	0	0	0	13.0
Heyne, Brooke	3	15	1	30	.467	0	0	0	0	6	0	1	0	0	15.5
Williams, Peyton	3	11	0	20	.550	1	0	3	0	3	4	0	0	0	13.0
Mutri, Gloria	3	10	4	33	.182	0	0	0	0	7	0	2	0	0	11.0
Killeen, Reilly	3	0	0	0	.000	2	1	1	0	7	0	0	0	0	1.0
Schultejeans, A	1	0	0	0	.000	0	0	0	0	0	0	0	0	0	0.0
Gyimes, Zsofia	3	0	0	0	.000	0	0	1	0	2	0	0	0	0	0.0
Fairfield, Devan	3	1	0	1	1.000	1	0	1	15	0	0	0	0	0	1.0
Totals.....	3	54	13	135	.304	51	2	5	1	56	2	14	0	0	65.0

Baylor	SP	K	E	TA	PCT	A	SA	SE	RE	DIG	BS	BA	BE	BHE	PTS
Fanning, Shelly	3	10	3	20	.350	3	0	0	0	4	2	0	0	0	11.0
van der Mark, M	2	2	1	9	.111	1	0	0	0	1	0	1	0	0	2.5
Lockin, Hannah	3	5	0	6	.833	38	0	0	0	10	2	0	0	0	6.0
Jackson, Jaelyn	3	2	2	7	.000	0	0	0	0	0	0	6	1	0	5.0
Hunt, Braya	3	0	0	1	.000	0	0	0	0	1	10	0	0	0	0.0
Pressley, Yossiana	3	22	9	52	.250	3	0	1	1	9	0	2	0	0	23.0
Wulf, Tara	3	0	0	0	.000	3	0	1	0	9	0	0	0	0	0.0
Sacra, Sydney	2	0	0	0	.000	0	0	0	0	0	0	0	0	0	0.0
Marburger, Taylor	3	0	0	0	.000	2	1	1	0	6	0	0	0	0	1.0
Coleman, Bri	3	9	4	29	.172	1	0	2	0	4	3	0	0	0	10.5
Fritcher, Ashley	2	4	0	9	.444	0	0	0	0	1	0	0	0	0	4.0
Bramschreiber, S	1	0	0	0	.000	1	0	0	0	2	0	0	0	0	0.0
Totals.....	3	54	19	133	.263	52	1	5	2	56	0	16	1	0	63.0

MATCH
22West Virginia
K-State0
3Nov. 3, 2018 • Manhattan, Kan. • Ahearn Field House
K-State won 25-23, 25-17, 25-23

West Virginia	SP	K	E	TA	PCT	A	SA	SE	RE	DIG	BS	BA	BE	BHE	PTS
Lux, Kristin	3	7	6	21	.048	0	0	0	2	4	0	2	0	1	8.0
DeMeo, Katie	3	5	0	13	.385	0	0	0	0	0	0	3	1	0	6.5
Zerwas, Lacey	3	0	0	4	.000	30	1	0	0	5	0	0	0	1	1.0
Leyak, Natania	3	8	4	24	.167	1	0	0	1	2	0	1	1	0	8.5
Evans, Katelyn	3	12	5	30	.233	0	0	0	0	1	0	1	2	0	12.5
Jordan, Kristina	3	4	2	9	.222	0	1	2	0	0	0	1	0	0	5.5
Somoza, M	2	0	0	0	.000	0	0	0	2	3	0	0	0	0	0.0
Broughton, K	2	0	0	0	.000	0	0	1	0	5	0	0	0	0	0.0
Alston, Lacey	3	0	0	0	.000	1	0	1	0	8	0	0	0	0	0.0
Slind, Erin	1	0	1	1	-1.000	0	0	0	0	0	0	0	0	0	0.0
Filisi, Rhyenne	1	0	1	1	-1.000	0	0	0	0	0	0	0	0	0	0.0
Cuckovich, G	1	0	0	0	.000	0	0	0	1	1	0	0	0	0	0.0
Proctor, Lindsay	3	0	0	0	.000	0	0	0	1	3	0	0	0	0	0.0
McElhaney, Macy	1	0	1	1	-1.000	0	0	0	0	0	0	0	0	0	0.0
Richards, Ava	1	0	0	0	.000	0	0	0	2	3	0	0	0	0	0.0
Totals.....	3	36	20	104	.154	32	2	9	35	0	8	4	2	0	42.0

K-State	SP	K	E	TA	PCT	A	SA	SE	RE	DIG	BS	BA	BE	BHE	PTS
Killeen, Reilly	3	0	0	0	.000	3	0	1	0	1	0	0	0	0	0.0
Sandbothe, Elle	3	5	1	11	.364	0	0	0	0	2	0	2	0	0	6.0
Dixon, Sarah	3	1	0	2	.500	33	2	0	0	8	0	1	1	1	3.5
Heyne, Brooke	3	11	2	20	.450	0	1	1	0	10	0	1	0	0	12.5
Williams, Peyton	3	0	6	5	.500	0	0	0	0	0	0	3	0	0	4.5
Mutri, Gloria	3	7	2	15	.333	0	1	1	0	8	0	2	0	0	9.0
Schultejeans, A	3	10	2	26	.380	1	2	1	1	3	0	1	1	0	12.5
Gyimes, Zsofia	3	3	0	4	.750	0	2	1	0	1	0	0	0	0	5.0
Weber, Mckenzi	1	0	0	0	.000	0	0	0	1	0	0	0	0	0	0.0
Fairfield, Devan	3	0	0	0	.000	2	1	1	0	8	0	0	0	0	1.0
Totals.....	3	40	7	84	.393	39	9	6	2	41	0	10	2	1	54.0

MATCH
20Oklahoma
RV K-State3
1Oct. 24, 2018 • Manhattan, Kan. • Ahearn Field House
Oklahoma won 25-23, 25-17, 23-25, 25-19

Oklahoma	SP	K	E	TA	PCT	A	SA	SE	RE	DIG	BS	BA	BE	BHE	PTS
Anderson, Paige	4	12	3	24	.375	0	0	1	0	9	1	0	0	0	16.5
McLaughlin, K	4	3	0	9	.333	52	1	0	0	9	0	7	0	1	7.5
Enneking, Alyssa	4	18	9	57	.158	0	0	3	0	14	0	5	1	0	20.5
Sanders, Sarah	4	11	1	25	.400	0	0	0	0	1	5	0	0	0	13.5
Kadiku, Brianna	4	4	1	16	.288	0	0	0	0	0	0	10	0	0	9.0
Miller, Morgan	4	10	3	29	.344	1	0	1	1	18	0	2	1	0	11.0
Zampati, Olga	1	0	0	0	.000	0	0	0	0	0	0	0	0	0	0.0
Sanchez, Haley	3	0	0	0	.000	0	1	2	0	0	0	0	0	0	0.0
Kinley, Keyton	4	0	0	0	.000	2	0	1	3	24	0	0	0	0	0.0
Harty, Aysia	4	0	0	0	.000	2	0	3	0	10	0	0	0	0	0.0
TEAM										1					
Totals.....	4	58	17	160	.256	57	2	11	5	77	0	38	3	1	79.0

K-State	SP	K	E	TA	PCT	A	SA	SE	RE	DIG	BS	BA	BE	BHE	PTS
Sandbothe, Elle	4	10	3	28	.250	0	0	0	0	0	0	7	0	2	13.5
Dixon, Sarah	4	0	0	4	.000	39	0	0	0	14	0	1	0	1	0.5
Zumach, Kylee	4	7	8	31	-.032	1	0	1	0	9	0	1	0	0	7.5
Heyne, Brooke	4	14	8	41	.146	0	0	0	0	6	2	0	0	0	15.0
Williams, Peyton	4	5	1	16	.250	0	1	0	0	3	0	3	0	0	7.5
Mutri, Gloria	4	9	6	32	.094	0	1	0	0	14	0	6	0	0	13.0
Killeen, Reilly	4	0	0	0	.000	1	3	0	0	9	0	0	0	0	3.0
Schultejeans, A	2	4	3	15	.067	0	0	1	0	6	0	0	0	0	4.0
Smith, Jacque	2	0	0	0	.000	0	0	0	0	0	0	0	0	0	0.0
Gyimes, Zsofia	4	0	0	0	.000	0	0	2	0	1	0	0	0	0	0.0
Fairfield, Devan	4	0	0	0	.000	4	0	0	1	11	0	0	0	0	0.0
TEAM										1					
Totals.....	4	49	29	167	.120	45	5	6	2	73	0	20	0	3	64.0

MATCH
23K-State
#5 Texas0
3Nov. 7, 2018 • Austin, Texas • Gregory Gymnasium
Texas won 25-19, 25-15, 25-19

K-State	SP	K	E	TA	PCT	A	SA	SE	RE	DIG	BS	BA	BE	BHE	PTS
Killeen, Reilly	3	0	0	0	.000	1	1	0	2	2	0	0	0	0	1.0
Sandbothe, Elle	3	5	5	13	.000	0	0	0	0	0	0	1	0	0	5.5
Dixon, Sarah	3	1	0	4	.250	26	0	4	0	3	0	1	1	0	1.5
Heyne, Brooke	3	5	1	19	.211	0	0	2	1	5	0	0	0	0	5.0
Gyimes, Zsofia	3	1	0	3	.333	0	1	0	0	0	0	0	0	0	2.0
Mutri, Gloria	3	7	1	22	.273	0	1	1	0	6	0	1	0	0	8.5
Schultejeans, A	1	1	1	7	.000	0	1	1	0	0	0	0	0	0	2.0
Zumach, Kylee	3	6	4	22	.091	1	1	2	1	4	0	2	0	0	8.0
Williams, Peyton	3	5	1	9	.444	0	0	0	0	1	0	3	0	0	6.5
Weber, Mckenzi	1	0	0	0	.000	0	0	0	0	0	0	0	0	0	0.0
Fairfield, Devan	3	0	0	1	.000	2	0	0	3	13	0	0	0	0	0.0
TEAM										1					
Totals.....	3	31	13	100	.180	30	5	10	8	34	0	8	1	0	40.0

Texas	SP	K	E	TA	PCT	A	SA	SE	RE	DIG	BS	BA	BE	BHE	PTS
White, Micaya	3	13	3	31	.323	2	2	2	1	9	0	1	0	0	15.5
Gabriel, Jenna	3	2	0	2	1.000	31	2	1	0	4	0	0	0	0	4.0
Butler, Brionne	3	5	1	10	.400	2	1	1	0	4	0	2	0	0	7.0
Johnson, Morgan	3	6	2	10	.400	0	0	0	0	0	1	1	0	0	7.5
Bedard-Ghani, Y	3	9	0	13	.692	0	0	0	0	1	0	1	0	0	9.5
Eggleston, L	3	6	3	19	.158	0	2	2	0	3	0	1	0	0	8.5
Hahn, Claire	3	0	0	0	.000	1	0	1	2	10	0	0	0	0	0.0
Petersen, Sydney	3	0	0	0	.000	2	1	1	1	9	0	0	0	0	1.0
Rounsville, A	3	1	0	1	1.000	1	0	0	0	6	0	0	0	0	1.0
Agbaji, Orië	3	1	0	2	.500	0	0	0	0	0	0	0	0	0	1.0
TEAM								1							
Totals.....	3	43	9	88	.386	39	8	5	46	1	6	0	0	0	55.0

K-STATE'S RECORD WHEN...

	2018	Fritz Era
Overall	15-12	341-209
At Home.....	6-6	177-75
On the Road.....	7-5	104-106
On a Neutral Court.....	2-1	60-28
Longest winning streak	8	16
Longest losing streak	6	10
Big 12 Conference Record	5-11	175-153
At Home.....	2-6	101-63
On the Road.....	3-5	74-89
Non-Conference Record	10-1	165-56
Postseason Record	0-0	10-12
Against Ranked Opponents	2-2	27-113
Teams Ranked 1-5.....	0-2	1-44
Teams Ranked 6-10.....	0-0	4-27
Teams Ranked 11-25.....	2-0	22-43
Against Teams Receiving Votes	4-3	36-30
Against Unranked Opponents	13-10	314-95
By Sets	54-44	1,185-844
Three-Set Matches.....	8-5	185-89
Four-Set Matches.....	6-5	90-74
Five-Set Matches.....	1-2	66-46
Leading 1-0.....	12-3	277-49
Leading 2-0.....	11-0	226-8
Trailing 0-1.....	3-9	63-160
Trailing 0-2.....	1-7	9-115
Leading 2-1.....	6-1	125-19
Trailing 1-2.....	1-6	28-98
Tied 1-1.....	3-5	102-85
Tied 2-2.....	1-2	66-46
By Kills		
Leading in kills.....	12-0	282-24
Trailing in kills.....	2-12	50-180
Tied in kills.....	1-0	8-5
By Digs		
Leading in digs.....	7-1	213-28
Trailing in digs.....	6-10	112-176
Tied in digs.....	2-1	15-5
By Attack Percentage		
Leading in attack percentage.....	15-0	312-20
Trailing in attack percentage.....	0-12	28-177
Tied in attack percentage.....	0-0	1-1
Hitting .300 or better.....	6-0	128-3
Hitting .200 or better.....	13-4	255-58
Hitting below .200.....	1-8	46-148
Holding opponent below .200.....	10-0	35-36
Holding opponent below .100.....	1-0	66-0
By Blocks		
Leading in blocks.....	11-4	241-67
Trailing in blocks.....	2-7	67-130
Tied in blocks.....	2-1	33-12
By Month		
August.....	2-1	35-20
September.....	8-4	151-54
October.....	2-4	75-67
November.....	3-3	72-57
December.....	0-0	8-11
By Day		
Monday.....	0-0	3-2
Tuesday.....	2-0	17-1
Wednesday.....	3-6	92-69
Thursday.....	0-0	11-5
Friday.....	3-3	66-34
Saturday.....	6-3	144-95
Sunday.....	1-0	8-6
By Time		
Morning.....	0-0	17-4
Afternoon.....	5-0	77-37
Night.....	10-12	249-168
By Jersey Color*		
White (long sleeves).....	5-1	46-24
White (total).....	5-1	136-69
Purple (long sleeves).....	3-2	27-35
Purple (total).....	4-2	73-61
Black.....	3-5	19-28
Grey.....	3-4	6-6
On Television*	5-6	57-62
On Radio*	12-10	212-158
On K-StateHD.TV	3-2	65-18

* only tracked since 2005

won in 3 sets.....	Nov. 3, 2018, WEST VIRGINIA
won in 4 sets.....	Nov. 21, 2018, at TCU
won in 5 sets.....	Nov. 14, 2018, at KU
lost in 3 sets.....	Nov. 10, 2018, BAYLOR
lost in 4 sets.....	Nov. 17, 2018, TEXAS TECH
lost in 5 sets.....	Oct. 3, 2018, at Texas Tech
defeated a ranked opponent - home.....	Oct. 17, 2018, #22 KU (3-1)
defeated a ranked opponent - away.....	Oct. 20, 2018, at #24 Baylor (3-0)
defeated a ranked opponent - neutral site.....	Sept. 15, 2012, #20 Dayton (3-0)
defeated an unranked opponent - home.....	Nov. 3, 2018, WEST VIRGINIA (3-0)
defeated an unranked opponent - away.....	Nov. 21, 2018, at TCU (3-1)
defeated an unranked opponent - neutral site.....	Sept. 14, 2018, vs. Green Bay (3-1)
lost to a ranked opponent - home.....	Sept. 19, 2018, TEXAS (2-3)
lost to a ranked opponent - away.....	Nov. 7, 2018, at #5 Texas (0-3)
lost to a ranked opponent - neutral site.....	Sept. 15, 2017, vs. #10 Nebraska (0-3)
lost to an unranked opponent - home.....	Nov. 17, 2018, TEXAS TECH (1-3)
lost to an unranked opponent - away.....	Oct. 26, 2018, at Iowa State (1-3)
lost to an unranked opponent - neutral.....	Aug. 31, 2018, vs. Marquette (0-3)
15+ kills.....	21, Kylee Zumach; 15, Gloria Mutiri Nov. 21, 2018, at TCU
20+ kills.....	21, Kylee Zumach Nov. 21, 2018, at TCU
25+ kills.....	25, Kylee Zumach Sept. 19, 2014, vs. Eastern Michigan
30+ kills.....	32, Kaitlynn Pelger Sept. 12, 2011, Drake
40+ assists.....	55, Sarah Dixon Nov. 21, 2018, at TCU
50+ assists.....	56, Sarah Dixon Nov. 21, 2018, at TCU
60+ assists.....	60, Katie Brand Sept. 17, 2016, vs. Southern Miss
15+ digs.....	16, Devan Fairfield Nov. 21, 2018, at TCU
20+ digs.....	22, Devan Fairfield Nov. 14, 2018, at KU
25+ digs.....	26, Devan Fairfield Oct. 3, 2018, at Texas Tech
30+ digs.....	32, Kersten Kober Nov. 25, 2015, #9 KU
5+ blocks.....	7, Elle Sandbothe; 5, Gloria Mutiri Nov. 14, 2018, at KU
10+ blocks.....	10, Macy Flowers Oct. 3, 2018, at Texas Tech
registered a triple-double.....	Katie Brand Sept. 19, 2014, at Michigan 42 assists, 11 blocks, 10 digs
won when trailing 0-2.....	Nov. 14, 2018, at KU
lost when leading 2-0.....	Nov. 1, 2017, #3 TEXAS

2018 BIG 12 STANDINGS

Team	Big 12						Overall					
	Record	Pct	Home	Away	Neutral	Streak	Record	Pct	Home	Away	Neutral	Streak
Texas	15-1	.938	8-0	7-1	0-0	W10	23-5	.821	12-1	7-4	4-0	L1
Baylor	11-5	.688	5-3	6-2	0-0	W1	20-9	.690	11-4	7-4	2-1	L1
Iowa State	9-7	.563	5-3	4-4	0-0	W4	21-13	.618	13-6	6-6	2-1	W9
Oklahoma	9-7	.563	4-4	5-3	0-0	W2	17-11	.607	7-4	7-4	3-3	W2
Kansas	8-8	.500	5-3	3-5	0-0	L5	15-12	.556	9-6	4-6	2-0	L5
TCU	7-9	.438	5-3	2-6	0-0	L1	15-12	.556	13-3	2-7	0-2	L1
Texas Tech	6-10	.375	4-4	2-6	0-0	L2	17-13	.567	7-4	5-8	5-1	L2
K-State	5-11	.312	2-6	3-5	0-0	W1	15-12	.556	6-6	7-5	2-1	W1
West Virginia	2-14	.125	2-6	0-8	0-0	L5	11-19	.367	8-7	2-9	1-3	L5

AVCA Top 25 Coaches Poll (Highest Ranking)

Baylor	Iowa State	Kansas	K-State	Oklahoma	TCU	Texas	Texas Tech	West Virginia
24 (12)	-- (21)	-- (22)	-- (RV)	-- (--)	-- (--)	5 (2)	-- (RV)	-- (--)

Final RPI

Baylor	Iowa State	Kansas	K-State	Oklahoma	TCU	Texas	Texas Tech	West Virginia
19	38	46	49	60	69	2	66	141

POSTSEASON AWARDS

Coach of the Year	Ray Bechard, KU
Player of the Year	Kelsie Payne, Kansas (JR, OPP)
Libero of the Year	Cassie Wait, KU (SR)
Setter of the Year	Ainise Havili, KU (JR)
Freshman of the Year	Micaya White, Texas (OH)

ALL-BIG 12 FIRST TEAM

Name, School	HT	CL	POS
Shelly Fanning, Baylor^	6-2	RS-JR	MB
Yossiana Pressley, Baylor^	6-0	SO	OH
Grace Lazard, Iowa State	6-2	SR	MB
Jess Schaben, Iowa State^	6-2	SO	OH
Jada Burse, Kansas	6-1	JR	OH
Alyssa Enneking, Oklahoma	5-11	SR	OH
Keyton Kinley, Oklahoma	5-5	SO	DS/L
Kylee McLaughlin, Oklahoma	5-10	SO	S
elan McCall, TCU^	6-0	FR	OH
Anna Walsh, TCU	6-2	SR	MB
Brionne Butler, Texas^	6-4	FR	MB
Logan Eggleston, Texas^	6-2	FR	OH
Yaasmeen Bedart-Ghani, Texas	6-2	SR	OH
Morgan Johnson, Texas	6-3	SR	MB
Micaya White, Texas^	6-1	JR	OH
Missy Owens, Texas Tech	6-1	SR	S

^ Unanimous Selection

Coaches were not allowed to vote for their own student-athletes

ALL-BIG 12 SECOND TEAM

Name, School	HT	CL	POS
Paige Anderson, Oklahoma	6-2	SO	MB
Gabby Simpson, Kansas	6-3	SR	RS/S
Ashley Smith, Kansas	6-0	JR	OH
Gloria Mutiri, K-State	6-2	FR	OPP
Elle Sandbothe, K-State	6-0	JR	MB
Tori Dilfer, TCU	5-10	SO	S
Emily Hill, Texas Tech	6-1	JR	OH
Brooke Kanas, Texas Tech	6-2	FR	OH/RS
Katy Keenan, Texas Tech	6-2	SR	MB

ALL-BIG 12 ROOKIE TEAM

Name, School	HT	CL	POS
Rachel Langs, Kansas	6-3	FR	MB
Gloria Mutiri, K-State^	6-2	FR	OPP
elan McCall, TCU^	6-0	FR	OH
Logan Eggleston, Texas^	6-2	FR	OH
Brionne Butler, Texas^	6-4	FR	MB
Brooke Kanas, Texas Tech	6-2	FR	OH/RS

^ Unanimous selection

BIG 12 PLAYER OF THE WEEK AWARDS

OFFENSIVE PLAYER OF THE WEEK

Player (School)	Week
Kylee Zumach (K-State) /Shelly Fanning (Baylor)	Aug. 27
Sarah Dixon (K-State)	Sept. 3
Yossiana Pressley (Baylor)	Sept. 10
Kylee Zumach (K-State)	Sept. 17
Yossiana Pressley (Baylor)	Sept. 24
Micaya White (Texas)	Oct. 1
Katie Clark (TCU)	Oct. 8
Shelly Fanning (Baylor)	Oct. 15
Sarah Dixon (K-State) /Micaya White (Texas)	Oct. 22
Shelly Fanning (Baylor)	Oct. 29
Shelly Fanning (Baylor)	Nov. 5
Kylee McLaughlin (OU)/Jess Schaben (ISU)	Nov. 12
elan McCall (TCU)	Nov. 19
Yaasmeen Bedart-Ghani (Texas)	Nov. 26

DEFENSIVE PLAYER OF THE WEEK

Player (School)	Week
Morgan Johnson (Texas)	Aug. 27
Hali Hillegas (Iowa State)	Sept. 3
Hali Hillegas (Iowa State)	Sept. 10
Katie DeMeo (West Virginia)	Sept. 17
Zoe Hill (Kansas)	Sept. 24
Rachel Langs (Kansas)	Oct. 1
Zoe Hill (Kansas)	Oct. 8
Keyton Kinley (Oklahoma)	Oct. 15
Keyton Kinley (Oklahoma)	Oct. 22
Brianna Kadiku (Oklahoma)	Oct. 29
Tara Wulf (Baylor)	Nov. 5
Shelly Fanning (Baylor)	Nov. 12
Keyton Kinley (Oklahoma)	Nov. 19
Izzy Enna (Iowa State)	Nov. 26

ROOKIE OF THE WEEK

Player (School)	Week
elan McCall (TCU)	Aug. 27
elan McCall (TCU)	Sept. 3
elan McCall (TCU)	Sept. 10
Gloria Mutiri (K-State)	Sept. 17
Brooke Kanas (Texas Tech)	Sept. 24
elan McCall (TCU)	Oct. 1
Katie Clark (TCU)	Oct. 8
Rachel Langs (Kansas)	Oct. 15
Brooke Heyne (K-State)	Oct. 22
Brooke Kanas (Texas Tech)	Oct. 29
Brooke Heyne (K-State)	Nov. 5
Jhenna Gabriel (Texas)	Nov. 12
elan McCall (TCU)	Nov. 19
Gloria Mutiri (K-State)	Nov. 26

OVERALL MATCHES

HITTING PERCENTAGE

Rk	Team	S	Kills	Errs	Total	Pct
1.	Texas	101	1404	393	3261	.310
2.	Iowa State	123	1741	587	4562	.253
3.	Kansas State	98	1305	454	3548	.240
4.	Baylor	118	1642	648	4234	.235
5.	Texas Tech	110	1433	564	3856	.225
6.	TCU	102	1360	567	3653	.217
7.	Oklahoma	108	1414	566	3913	.217
8.	Kansas	109	1367	606	3568	.213
9.	West Virginia	112	1313	660	3873	.169

OPPONENT HITTING PCT

Rk	Team	S	Kills	Errs	Total	Pct
1.	Iowa State	123	1569	700	4627	.188
2.	Oklahoma	108	1372	627	3945	.189
3.	Kansas	109	1367	635	3755	.195
4.	Baylor	118	1435	618	4189	.195
5.	Texas	101	1268	587	3443	.198
6.	Texas Tech	110	1385	626	3837	.198
7.	TCU	102	1274	534	3615	.205
8.	West Virginia	112	1436	611	3799	.217
9.	Kansas State	98	1355	544	3591	.226

ASSISTS

Rk	Team	S	No.	Avg/S
1.	Iowa State	123	1639	13.33
2.	Baylor	118	1551	13.14
3.	Texas	101	1311	12.98
4.	TCU	102	1289	12.64
5.	Kansas State	98	1221	12.46
6.	Oklahoma	108	1324	12.26
7.	Texas Tech	110	1336	12.15
8.	Kansas	109	1288	11.82
9.	West Virginia	112	1220	10.89

KILLS

Rk	Team	S	No.	Avg/S
1.	Iowa State	123	1741	14.15
2.	Baylor	118	1642	13.92
3.	Texas	101	1404	13.90
4.	TCU	102	1360	13.33
5.	Kansas State	98	1305	13.32
6.	Oklahoma	108	1414	13.09
7.	Texas Tech	110	1433	13.03
8.	Kansas	109	1367	12.54
9.	West Virginia	112	1313	11.72

BLOCKS

Rk	Team	S	Solo	Asst	Total	Avg/S
1.	Kansas	109	46	531	311	2.86
2.	Iowa State	123	54	559	333	2.71
3.	Texas	101	29	458	258	2.55
4.	Oklahoma	108	36	474	273	2.53
5.	Texas Tech	110	40	432	256	2.33
6.	West Virginia	112	35	449	259	2.32
7.	Kansas State	98	25	370	210	2.14
8.	Baylor	118	26	453	252	2.14
9.	TCU	102	28	349	202	1.99

SERVICE ACES

Rk	Team	S	No.	Avg/S
1.	TCU	102	137	1.34
2.	Kansas State	98	126	1.29
3.	Texas	101	116	1.15
4.	Iowa State	123	141	1.15
5.	Texas Tech	110	123	1.12
6.	Baylor	118	126	1.07
7.	Oklahoma	108	104	0.96
8.	West Virginia	112	102	0.91
9.	Kansas	109	94	0.86

DIGS

Rk	Team	S	No.	Avg/S
1.	Iowa State	123	2044	16.62
2.	TCU	102	1586	15.55
3.	Baylor	118	1828	15.49
4.	Oklahoma	108	1655	15.32
5.	Kansas State	98	1464	14.94
6.	Texas Tech	110	1586	14.42
7.	Kansas	109	1483	13.61
8.	West Virginia	112	1520	13.57
9.	Texas	101	1333	13.20

HITTING PERCENTAGE (Minimum .200/3.0 attacks per set)

Rk	Player	Team	Cl	S	Kills	Errs	Total	Pct
1.	Fanning, Shelly	BU	Jr	118	370	73	749	.397
2.	Bedart-Ghani, Yaazie	UT	Sr	76	204	46	423	.374
3.	Butler, Brionne	UT	Fr	101	204	59	405	.358
4.	White, Allison	TTU	So	77	144	40	295	.353
5.	Johnson, Morgan	UT	Sr	101	175	42	380	.350
6.	Lazard, Grace	ISU	Sr	104	295	84	618	.341
7.	Williams, Peyton	KSU	So	75	141	37	320	.325
8.	White, Micaya	UT	Jr	101	391	88	1006	.301
9.	Keenan, Katy	TTU	Sr	107	214	64	504	.298
10.	DeMeo, Katie	WVU	So	93	171	49	422	.289

KILLS (Minimum 2.00 per set)

Rk	Player	Team	Cl	S	No.	Avg/S
1.	McCall, elan	TCU	Fr	78	370	4.74
2.	Pressley, Yossiana	BU	So	110	517	4.70
3.	Enneking, Alyssa	OU	Sr	108	479	4.44
4.	Schaben, Jess	ISU	Sr	123	516	4.20
5.	White, Micaya	UT	Jr	101	391	3.87
6.	Burse, Jada	KU	Jr	108	374	3.46
7.	Zumach, Kylee	KSU	Sr	93	321	3.45
8.	Hill, Emily	TTU	Jr	110	351	3.19
9.	Evans, Katelyn	WVU	Jr	111	352	3.17
10.	Fanning, Shelly	BU	Jr	118	370	3.14

ASSISTS (Minimum 5.00 per set)

Rk	Player	Team	Cl	S	No.	Avg/S
1.	Mauck, Piper	ISU	So	115	1290	11.22
2.	Dixon, Sarah	KSU	Jr	98	1099	11.21
3.	Dilfer, Tori	TCU	So	102	1134	11.12
4.	McLaughlin, Kylee	OU	So	108	1162	10.76
5.	Owens, Missy	TTU	Sr	105	1056	10.06
6.	Zerwas, Lacey	WVU	Fr	96	881	9.18
7.	Shook, Ashley	UT	So	81	742	9.16
8.	Lockin, Hannah	BU	So	94	838	8.91
9.	Fluegel, Hannah	BU	Jr	61	403	6.61
10.	Simpson, Gabby	KU	Sr	104	558	5.37

SERVICE ACES (Minimum 0.10 per set)

Rk	Player	Team	Cl	S	No.	Avg/S
1.	Dilfer, Tori	TCU	So	102	41	0.40
2.	Gyimes, Zsafia	KSU	Sr	98	31	0.32
3.	Schultejans, Alyssa	KSU	Sr	76	24	0.32
4.	Hill, Emily	TTU	Jr	110	33	0.30
5.	Lazard, Grace	ISU	Sr	104	29	0.28
6.	Enna, Izzy	ISU	So	123	31	0.25
7.	Maclean, Lexi	TCU	Sr	102	25	0.25
8.	Wulf, Tara	BU	Jr	118	27	0.23
9.	Petersen, Sydney	UT	Fr	101	23	0.23
10.	Jordan, Kristina	WVU	Fr	107	24	0.22

BLOCKS (Minimum 1.00 per set)

Rk	Player	Team	Cl	S	Solo	Asst	Total	Avg/S
1.	Flowers, Macy	KSU	Sr	52	6	65	71	1.37
2.	Langs, Rachel	KU	Fr	88	10	110	120	1.36
3.	Anderson, Paige	OU	So	107	10	128	138	1.29
4.	Butler, Brionne	UT	Fr	101	9	121	130	1.29
5.	DeMeo, Katie	WVU	So	93	11	107	118	1.27
6.	Lazard, Grace	ISU	Sr	104	14	112	126	1.21
7.	Hill, Zoe	KU	Jr	106	12	113	125	1.18
8.	Keenan, Katy	TTU	Sr	107	14	111	125	1.17
9.	Fanning, Shelly	BU	Jr	118	7	130	137	1.16
10.	Kadiku, Brianna	OU	Jr	107	11	108	119	1.11

DIGS (Minimum 1.00 per set)

Rk	Player	Team	Cl	S	No.	Avg/S
1.	Kinley, Keyton	OU	So	108	541	5.01
2.	Solano, Emerson	TTU	So	109	442	4.06
3.	Hillegas, Hali	ISU	Jr	123	493	4.01
4.	Wulf, Tara	BU	Jr	118	465	3.94
5.	Fairfield, Devan	KSU	Sr	98	368	3.76
6.	Nelson, Allie	KU	Jr	109	398	3.65
7.	Petersen, Sydney	UT	Fr	101	362	3.58
8.	Maclean, Lexi	TCU	Sr	102	339	3.32
9.	McCall, elan	TCU	Fr	78	254	3.26
10.	Baker, Berklie	TCU	So	102	327	3.21

POINTS

POINTS										
Player	Team	Cl	S	K	SA	BS	BA	Points	Avg/S	
1.	McCall, elan	TCU	Fr	78	370	14	4	37	406.5	5.21
2.	Pressley, Yossiana	BU	So	110	517	13	2	68	566.0	5.15
3.	Enneking, Alyssa	OU	Sr	108	479	17	4	46	523.0	4.84
4.	Schaben, Jess	ISU	Sr	123	516	8	12	63	567.5	4.61
5.	White, Micaya	UT	Jr	101	391	21	6	46	441.0	4.37
6.	Fanning, Shelly	BU	Jr	118	370	21	7	130	463.0	3.92
7.	Zumach, Kylee	KSU	Sr	93	321	10	8	49	363.5	3.91
8.	Lazard, Grace	ISU	Sr	104	295	29	14	112	394.0	3.79
9.	Burse, Jada	KU	Jr	108	374	0	7	55	408.5	3.78
10.	Hill, Emily	TTU	Jr	110	351	33	4	39	407.5	3.70

CONFERENCE MATCHES

HITTING PERCENTAGE

Rk	Team	S	Kills	Errs	Total	Pct
1.	Texas	58	816	223	1857	.319
2.	Iowa State	58	818	272	2123	.257
3.	Baylor	63	884	361	2268	.231
4.	Kansas State	61	773	291	2217	.217
5.	Oklahoma	62	825	329	2307	.215
6.	Texas Tech	61	801	353	2193	.204
7.	Kansas	63	805	373	2121	.204
8.	TCU	63	806	354	2266	.199
9.	West Virginia	61	738	375	2194	.165

OPPONENT HITTING PCT

Rk	Team	S	Kills	Errs	Total	Pct
1.	Baylor	63	759	322	2220	.197
2.	Texas	58	717	332	1954	.197
3.	Oklahoma	62	825	364	2338	.197
4.	Kansas	63	816	355	2174	.212
5.	Iowa State	58	768	308	2169	.212
6.	TCU	63	831	324	2263	.224
7.	Texas Tech	61	807	325	2108	.229
8.	Kansas State	61	886	308	2225	.260
9.	West Virginia	61	857	293	2095	.269

ASSISTS

Rk	Team	S	No.	Avg/S
1.	Iowa State	58	774	13.34
2.	Baylor	63	833	13.22
3.	Texas	58	762	13.14
4.	Texas Tech	61	761	12.48
5.	Oklahoma	62	770	12.42
6.	TCU	63	766	12.16
7.	Kansas	63	757	12.02
8.	Kansas State	61	729	11.95
9.	West Virginia	61	681	11.16

KILLS

Rk	Team	S	No.	Avg/S
1.	Iowa State	58	818	14.10
2.	Texas	58	816	14.07
3.	Baylor	63	884	14.03
4.	Oklahoma	62	825	13.31
5.	Texas Tech	61	801	13.13
6.	TCU	63	806	12.79
7.	Kansas	63	805	12.78
8.	Kansas State	61	773	12.67
9.	West Virginia	61	738	12.10

BLOCKS

Rk	Team	S	Solo	Asst	Total	Avg/S
1.	Kansas	63	28	315	185	2.94
2.	Oklahoma	62	20	294	167	2.69
3.	Iowa State	58	23	251	148	2.56
4.	Texas	58	14	246	137	2.36
5.	Baylor	63	21	237	139	2.21
6.	Texas Tech	61	16	218	125	2.05
7.	West Virginia	61	17	207	120	1.98
8.	Kansas State	61	14	196	112	1.84
9.	TCU	63	14	197	112	1.79

SERVICE ACES

Rk	Team	S	No.	Avg/S
1.	TCU	63	83	1.32
2.	Kansas State	61	75	1.23
3.	Texas	58	69	1.19
4.	Iowa State	58	62	1.07
5.	Baylor	63	65	1.03
6.	Oklahoma	62	57	0.92
7.	Texas Tech	61	55	0.90
8.	Kansas	63	53	0.84
9.	West Virginia	61	50	0.82

DIGS

Rk	Team	S	No.	Avg/S
1.	Iowa State	58	939	16.19
2.	Baylor	63	1001	15.89
3.	Oklahoma	62	983	15.85
4.	TCU	63	989	15.70
5.	Kansas State	61	910	14.92
6.	Texas Tech	61	847	13.89
7.	West Virginia	61	831	13.62
8.	Kansas	63	857	13.60
9.	Texas	58	763	13.16

HITTING PERCENTAGE (Minimum .200/3.0 attacks per set)

Rk	Player	Team	Cl	S	Kills	Errs	Total	Pct
1.	Fanning, Shelly	BU	Jr	63	198	37	404	.399
2.	Johnson, Morgan	UT	Sr	58	108	24	213	.394
3.	Bedart-Ghani, Yaazie	UT	Sr	48	130	30	267	.375
4.	Lazard, Grace	ISU	Sr	50	153	45	318	.340
5.	White, Micaya	UT	Jr	58	237	49	574	.328
6.	Butler, Brionne	UT	Fr	58	114	38	239	.318
7.	Williams, Peyton	KSU	So	50	91	26	210	.310
8.	Holthaus, Eleanor	ISU	Fr	49	111	37	268	.276
9.	Langs, Rachel	KU	Fr	63	105	37	252	.270
10.	Anderson, Paige	OU	So	62	150	56	352	.267

KILLS (Minimum 2.00 per set)

Rk	Player	Team	Cl	S	No.	Avg/S
1.	Pressley, Yossiana	BU	So	55	254	4.62
2.	Enneking, Alyssa	OU	Sr	62	280	4.52
3.	McCall, elan	TCU	Fr	39	173	4.44
4.	Schaben, Jess	ISU	Sr	58	248	4.28
5.	White, Micaya	UT	Jr	58	237	4.09
6.	Burse, Jada	KU	Jr	63	252	4.00
7.	Evans, Katelyn	WVU	Jr	61	207	3.39
8.	Kanas, Brooke	TTU	Fr	60	202	3.37
9.	Fanning, Shelly	BU	Jr	63	198	3.14
10.	Hill, Emily	TTU	Jr	61	191	3.13

ASSISTS (Minimum 5.00 per set)

Rk	Player	Team	Cl	S	No.	Avg/S
1.	Mauck, Piper	ISU	So	58	661	11.40
2.	McLaughlin, Kylee	OU	So	62	678	10.94
3.	Dixon, Sarah	KSU	Jr	61	660	10.82
4.	Dilfer, Tori	TCU	So	63	672	10.67
5.	Owens, Missy	TTU	Sr	61	639	10.48
6.	Zerwas, Lacey	WVU	Fr	61	582	9.54
7.	Shook, Ashley	UT	So	44	412	9.36
8.	Lockin, Hannah	BU	So	53	431	8.13
9.	Fluegel, Hannah	BU	Jr	39	289	7.41
10.	Simpson, Gabby	KU	Sr	63	415	6.59

SERVICE ACES (Minimum 0.10 per set)

Rk	Player	Team	Cl	S	No.	Avg/S
1.	Gyimes, Zsafia	KSU	Sr	61	20	0.33
2.	Wulf, Tara	BU	Jr	63	20	0.32
3.	Dilfer, Tori	TCU	So	63	18	0.29
4.	Dennison, Dani	TCU	So	63	18	0.29
5.	Maclean, Lexi	TCU	Sr	63	17	0.27
6.	Enna, Izzy	ISU	So	58	15	0.26
7.	Petersen, Sydney	UT	Fr	58	14	0.24
8.	Eggleston, Logan	UT	Fr	57	13	0.23
9.	Lazard, Grace	ISU	Sr	50	11	0.22
10.	Ennis, Camryn	KU	Fr	56	12	0.21

BLOCKS (Minimum 1.00 per set)

Rk	Player	Team	Cl	S	Solo	Asst	Total	Avg/S
1.	Langs, Rachel	KU	Fr	63	8	82	90	1.43
2.	Anderson, Paige	OU	So	62	6	74	80	1.29
3.	Herrera, Candelaria	ISU	So	58	4	70	74	1.28
4.	Kadiku, Brianna	OU	Jr	62	5	72	77	1.24
5.	Butler, Brionne	UT	Fr	58	4	68	72	1.24
6.	Fanning, Shelly	BU	Jr	63	6	69	75	1.19
7.	Lazard, Grace	ISU	Sr	50	8	49	57	1.14
8.	Hill, Zoe	KU	Jr	63	6	64	70	1.11
9.	White, Allison	TTU	So	31	4	28	32	1.03
10.	Johnson, Morgan	UT	Sr	58	5	54	59	1.02

DIGS (Minimum 1.00 per set)

Rk	Player	Team	Cl	S	No.	Avg/S
1.	Kinley, Keyton	OU	So	62	348	5.61
2.	Nelson, Allie	KU	Jr	63	280	4.44
3.	Solano, Emerson	TTU	So	61	247	4.05
4.	Wulf, Tara	BU	Jr	63	247	3.92
5.	Fairfield, Devan	KSU	Sr	61	239	3.92
6.	Hasting, Alexa	WVU	So	61	235	3.85
7.	McCall, elan	TCU	Fr	39	145	3.72
8.	Petersen, Sydney	UT	Fr	58	208	3.59
9.	Baker, Berklie	TCU	So	63	219	3.48
10.	Enna, Izzy	ISU	So	58	197	3.40

POINTS

Rk	Player	Team	Cl	S	K	SA	BS	BA	Points	Avg/S
1.	Pressley, Yossiana	BU	So	55	254	6	2	28	276.0	5.02
2.	Enneking, Alyssa	OU	Sr	62	280	13	3	29	310.5	5.01
3.	McCall, elan	TCU	Fr	39	173	5	1	15	186.5	4.78
4.	Schaben, Jess	ISU	Sr	58	248	5	6	35	276.5	4.77
5.	White, Micaya	UT	Jr	58	237	12	2	23	262.5	4.53
6.	Burse, Jada	KU	Jr	63	252	0	5	32	273.0	4.33
7.	Fanning, Shelly	BU	Jr	63	198	10	6	69	248.5	3.94
8.	Lazard, Grace	ISU	Sr	50	153	11	8	49	196.5	3.93
9.	Walsh, Anna	TCU	Sr	63	195	9	2	53	232.5	3.69
10.	Evans, Katelyn	WVU	Jr	61	207	0	5	21	222.5	3.65



2019 OPPONENTS

N.C. STATE
AUG. 30
RALEIGH, N.C.



GENERAL INFORMATION

Location.....Raleigh, N.C.
Enrollment.....35,479
Colors.....Red and White
Nickname.....Wolfpack
Conference.....Atlantic Coast Conference
Chancellor.....Dr. Randy Woodson
Athletics Director.....Boo Corrigan
Home Arena.....Reynolds Coliseum
Capacity.....5,500

COACH INFORMATION

Head Coach.....Linda Hampton-Keith
School Record (Years).....56-37 (3)
Record vs. K-State.....0-0

TEAM INFORMATION

2018 Record.....15-13
Conference Record/Finish.....9-9/17th
Postseason.....N/A
Letterwinners (returning/lost).....N/A
Starters (returning/lost).....N/A

SERIES HISTORY

All-Time.....K-State leads, 1-0
First Meeting.....K-State, 3-1 (8/31/96)
Last Meeting.....K-State, 3-1 (8/31/96)
Last K-State Win.....Aug. 31, 1996 (3-1)
Longest K-State Win Streak.....W1
Current Streak.....W1

ATHLETICS COMMUNICATIONS

Contact.....Courtney Day
Office.....(919) 746-9835
Cell.....N/A
Email.....cmday3@ncsu.edu
Website.....GoPack.com

AUSTIN PEAY
AUG. 31
RALEIGH, N.C.



GENERAL INFORMATION

Location.....Clarksville, Tenn.
Enrollment.....10,954
Colors.....Red and White
Nickname.....Governors
Conference.....Ohio Valley Conference
President.....Alisa White
Athletics Director.....Gerald Harrison
Home Arena.....Winfield Dunn Center
Capacity.....7,257

COACH INFORMATION

Head Coach.....Taylor Mott
School Record (Years).....135-101 (7)
Record vs. K-State.....0-0

TEAM INFORMATION

2018 Record.....27-5
Conference Record/Finish.....14-2/1st
Postseason.....N/A
Letterwinners (returning/lost).....N/A
Starters (returning/lost).....N/A

SERIES HISTORY

All-Time.....First meeting
First Meeting.....N/A
Last Meeting.....N/A
Last K-State Win.....N/A
Longest K-State Win Streak.....N/A
Current Streak.....N/A

ATHLETICS COMMUNICATIONS

Contact.....Cody Bush
Office.....(931) 221-7561
Cell.....N/A
Email.....bushc@apsu.edu
Website.....LetsGoPeay.com

MARYLAND
AUG. 31
RALEIGH, N.C.



GENERAL INFORMATION

Location.....College Park, Md.
Enrollment.....40,521
Colors.....Red, White, Black, Gold
Nickname.....Terrapins, Terps
Conference.....Big Ten
President.....Dr. Wallace Loh
Athletics Director.....Damon Evans
Home Arena.....XFINITY Center
Capacity.....17,950

COACH INFORMATION

Head Coach.....Adam Hughes
School Record (Years).....18-14 (1)
Record vs. K-State.....0-0

TEAM INFORMATION

2018 Record.....18-14
Conference Record/Finish.....9-11/8th
Postseason.....N/A
Letterwinners (returning/lost).....N/A
Starters (returning/lost).....N/A

SERIES HISTORY

All-Time.....Series tied, 1-1
First Meeting.....Maryland, 3-1 (9/19/97)
Last Meeting.....K-State, 3-0 (9/3/04)
Last K-State Win.....Sept. 3, 2004 (3-0)
Longest K-State Win Streak.....W1
Current Streak.....W1

ATHLETICS COMMUNICATIONS

Contact.....Ben Kessler
Office.....(301) 314-7068
Cell.....N/A
Email.....bkessler1@umd.edu
Website.....UMTerps.com

CLEMSON
SEPT. 5
MANHATTAN



GENERAL INFORMATION

Location.....Clemson, S.C.
Enrollment.....24,387
Colors.....Clemson Orange and Regalia
Nickname.....Tigers
Conference.....Atlantic Coast Conference
President.....Dr. James P. Clements
Athletics Director.....Dan Radakovich
Home Arena.....Jervy Athletic Center
Capacity.....2,000

COACH INFORMATION

Head Coach.....Michaela Franklin
School Record (Years).....40-54 (3)
Record vs. K-State.....0-0

TEAM INFORMATION

2018 Record.....19-15
Conference Record/Finish.....8-10/9th
Postseason.....NIVC Quarterfinal Round
Letterwinners (returning/lost).....10/2
Starters (returning/lost).....7/0

SERIES HISTORY

All-Time.....First Meeting
First Meeting.....N/A
Last Meeting.....N/A
Last K-State Win.....N/A
Longest K-State Win Streak.....N/A
Current Streak.....N/A

ATHLETICS COMMUNICATIONS

Contact.....Patrick Boling
Office.....(434) 227-6008
Cell.....N/A
Email.....pboling@clemson.edu
Website.....ClemsonTigers.com

OMAHA
SEPT. 6
MANHATTAN



GENERAL INFORMATION

Location.....Omaha, Neb.
Enrollment.....15,627
Colors.....Crimson and Black
Nickname.....Mavericks
Conference.....The Summit League
Chancellor.....Dr. Jeffrey P. Gold
Director of Athletics.....Trev Alberts
Home Arena.....Baxter Arena/Sapp Fieldhouse
Capacity.....7,500/2,500

COACH INFORMATION

Head Coach.....Matt Buttermore
School Record (Years).....0-0 (0)
Record vs. K-State.....0-0

TEAM INFORMATION

2018 Record.....17-12
Conference Record/Finish.....12-4/3rd
Postseason.....N/A
Letterwinners (returning/lost).....11/4
Starters (returning/lost).....5/1

SERIES HISTORY

All-Time.....K-State leads, 11-6
First Meeting.....Omaha, 2-0 (10/25/75)
Last Meeting.....K-State, 3-0 (9/8/18)
Last K-State Win.....Sept. 8, 2018 (3-0)
Longest K-State Win Streak.....W8
Current Streak.....W3

ATHLETICS COMMUNICATIONS

Contact.....Zack Kirby
Office.....(615) 300-5854
Cell.....N/A
Email.....zkirby@omavs.com
Website.....OMavs.com

CENTRAL ARKANSAS
SEPT. 7
MANHATTAN



GENERAL INFORMATION

Location.....Conway, Ark.
Enrollment.....11,750
Colors.....Purple and Gray
Nickname.....Bears
Conference.....Southland Conference
President.....Dr. Houston Davis
Athletics Director.....Dr. Brad Teague
Home Arena.....Prince Center
Capacity.....400

COACH INFORMATION

Head Coach.....Jeni Jones Chatman
School Record (Years).....85-39 (4)
Record vs. K-State.....0-0

TEAM INFORMATION

2018 Record.....26-7
Conference Record/Finish.....14-2/2nd
Postseason.....NIVC First Round
Letterwinners (returning/lost).....N/A
Starters (returning/lost).....N/A

SERIES HISTORY

All-Time.....First Meeting
First Meeting.....N/A
Last Meeting.....N/A
Last K-State Win.....N/A
Longest K-State Win Streak.....N/A
Current Streak.....N/A

ATHLETICS COMMUNICATIONS

Contact.....Justin Jefferies
Office.....(501) 450-5743
Cell.....N/A
Email.....jjefferies@uca.edu
Website.....UCASports.com

MISSOURI STATE
SEPT. 12
SPRINGFIELD, MO.



GENERAL INFORMATION

Location.....Springfield, Mo.
Enrollment.....26,216
Colors.....Maroon and White
Nickname.....Bears
Conference.....Missouri Valley Conference
President.....Clif Smart
Athletics Director.....Kyle Moats
Home Arena.....Hammons Student Center
Capacity.....8,846

COACH INFORMATION

Head Coach.....Melissa Stokes
School Record (Years).....509-243 (23)
Record vs. K-State.....0-8

TEAM INFORMATION

2018 Record.....17-15
Conference Record/Finish.....10-8/5th
Postseason.....N/A
Letterwinners (returning/lost).....N/A
Starters (returning/lost).....N/A

SERIES HISTORY

All-Time.....Missouri State leads, 14-9
First Meeting.....Missouri State, 2-0 (11/23/74)
Last Meeting.....K-State, 3-0 (9/4/18)
Last K-State Win.....Sept. 4, 2018 (3-0)
Longest K-State Win Streak.....W8
Current Streak.....W8

ATHLETICS COMMUNICATIONS

Contact.....Ben Adamson
Office.....(417) 836-4584
Cell.....N/A
Email.....benadamson@missouristate.edu
Website.....MissouriStateBears.com

NORTH TEXAS
SEPT. 19
DENTON, TEXAS



GENERAL INFORMATION

Location.....Denton, Texas
Enrollment.....37,973
Colors.....Green and White
Nickname.....Mean Green
Conference.....Conference USA
President.....Neal J. Smatresk
Director of Athletics.....Wren Baker
Home Arena.....North Texas Volleyball Center
Capacity.....600

COACH INFORMATION

Head Coach.....Andrew Palileo
School Record (Years).....120-78 (6)
Record vs. K-State.....0-1

TEAM INFORMATION

2018 Record.....19-17
Conference Record/Finish.....11-3/t2nd
Postseason.....NIVC Quarterfinal Round
Letterwinners (returning/lost).....N/A
Starters (returning/lost).....N/A

SERIES HISTORY

All-Time.....K-State leads, 3-1
First Meeting.....North Texas, 2-0 (10/13/79)
Last Meeting.....K-State, 3-0 (9/7/18)
Last K-State Win.....Sept. 7, 2018 (3-0)
Longest K-State Win Streak.....W3
Current Streak.....W3

ATHLETICS COMMUNICATIONS

Contact.....TBD
Office.....N/A
Cell.....N/A
Email.....N/A
Website.....MeanGreenSports.com

WEBER STATE
SEPT. 13
SPRINGFIELD, MO.



GENERAL INFORMATION

Location.....Ogden, Utah
Enrollment.....26,681
Colors.....Purple and White
Nickname.....Wildcats
Conference.....Big Sky Conference
President.....Brad L. Mortensen
Interim Director of Athletics.....Tim Crompton
Home Arena.....Swenson Gym
Capacity.....1,000

COACH INFORMATION

Head Coach.....Jeremiah Larsen
School Record (Years).....47-65 (4)
Record vs. K-State.....0-0

TEAM INFORMATION

2018 Record.....18-10
Conference Record/Finish.....13-5/3rd
Postseason.....N/A
Letterwinners (returning/lost).....N/A
Starters (returning/lost).....N/A

SERIES HISTORY

All-Time.....K-State leads, 2-0
First Meeting.....K-State, 3-0 (9/3/99)
Last Meeting.....K-State, 3-0 (9/4/09)
Last K-State Win.....Sept. 4, 2009 (3-0)
Longest K-State Win Streak.....W2
Current Streak.....W2

ATHLETICS COMMUNICATIONS

Contact.....Corie Holmes
Office.....N/A
Cell.....N/A
Email.....corieholmes@weber.edu
Website.....WeberStateSports.com

OHIO
SEPT. 20
DENTON, TEXAS



GENERAL INFORMATION

Location.....Athens, Ohio
Enrollment.....35,000
Colors.....Hunter Green and White
Nickname.....Bobcats
Conference.....Mid-American
President.....Dr. M. Duane Nellis
Interim Director of Athletics.....Amy Dean
Home Arena.....Convocation Center
Capacity.....13,080

COACH INFORMATION

Head Coach.....Deane Webb
School Record (Years).....93-58 (5)
Record vs. K-State.....0-0

TEAM INFORMATION

2018 Record.....13-18
Conference Record/Finish.....7-9/4th (East)
Postseason.....N/A
Letterwinners (returning/lost).....N/A
Starters (returning/lost).....N/A

SERIES HISTORY

All-Time.....K-State leads, 2-0
First Meeting.....K-State, 3-2 (9/2/94)
Last Meeting.....K-State, 3-0 (12/5/03)
Last K-State Win.....Dec. 5, 2003 (3-0)
Longest K-State Win Streak.....W2
Current Streak.....W2

ATHLETICS COMMUNICATIONS

Contact.....Mike Scholze
Office.....(740) 593-1298
Cell.....N/A
Email.....scholze@ohio.edu
Website.....OhioBobcats.com

DAYTON
SEPT. 13
SPRINGFIELD, MO.



GENERAL INFORMATION

Location.....Dayton, Ohio
Enrollment.....9,223
Colors.....Red and Blue
Nickname.....Flyers
Conference.....Atlantic 10
President.....Dr. Eric Spina
Athletics Director.....Neil Sullivan
Home Arena.....Frericks Center
Capacity.....3,000

COACH INFORMATION

Head Coach.....Tim Horsmon
School Record (Years).....261-73 (10)
Record vs. K-State.....0-0

TEAM INFORMATION

2018 Record.....23-18
Conference Record/Finish.....12-2/2nd
Postseason.....NCAA First Round
Letterwinners (returning/lost).....N/A
Starters (returning/lost).....N/A

SERIES HISTORY

All-Time.....Series tied, 1-1
First Meeting.....Dayton, 2-1 (10/6/78)
Last Meeting.....K-State, 3-0 (9/15/12)
Last K-State Win.....Sept. 15, 2012 (3-0)
Longest K-State Win Streak.....W1
Current Streak.....W1

ATHLETICS COMMUNICATIONS

Contact.....Jenna Willhoit
Office.....(937) 229-4419
Cell.....N/A
Email.....jwilljoit1@udayton.edu
Website.....DaytonFlyers.com

NEW MEXICO
SEPT. 21
DENTON, TEXAS



GENERAL INFORMATION

Location.....Albuquerque, N.M.
Enrollment.....25,015
Colors.....Cherry and Silver
Nickname.....Lobos
Conference.....Mountain West
President.....Dr. Garnett Stokes
Athletics Director.....Eddie Nunez
Home Arena.....Johnson Center Gymnasium
Capacity.....4,800

COACH INFORMATION

Head Coach.....Jon Newman-Gonchar
School Record (Years).....0-0 (0)
Record vs. K-State.....0-0

TEAM INFORMATION

2017 Record.....15-15
Conference Record/Finish.....9-9/7th
Postseason.....N/A
Letterwinners (returning/lost).....N/A
Starters (returning/lost).....N/A

SERIES HISTORY

All-Time.....New Mexico leads, 1-0
First Meeting.....New Mexico, 3-0 (8/31/89)
Last Meeting.....New Mexico, 3-0 (8/31/89)
Last K-State Win.....Aug. 31, 1989 (3-0)
Longest K-State Win Streak.....L1
Current Streak.....L1

ATHLETICS COMMUNICATIONS

Contact.....Allison Weiss
Office.....(661) 313-5402
Cell.....N/A
Email.....allisonweiss@unm.edu
Website.....GoLobos.com

TCU
SEPT. 28 (FORT WORTH)
NOV. 2 (MANHATTAN)



GENERAL INFORMATION

Location..... Fort Worth, Texas
Founded.....1873
Enrollment.....10,489
Nickname..... Horned Frogs
Colors.....Purple and White
Chancellor.....Dr. Victor J. Boschini, Jr.
Athletic Director.....Jeremiah Donti, J.D.
Home Arena.....Recreational Center (The Ricket)
Capacity.....1,350

COACHING STAFF

Head Coach.....Jill Kramer
Alma Mater.....TCU, 2000
Overall Record.....130-135 (9)
School Record.....64-52 (4)
Office Phone.....(817) 257-7360
Assistant Coaches.....Brian Wright, Trent Kersten

TEAM INFORMATION

2018 Record.....15-12
Conference Record/Finish.....7-9/6th
Postseason.....N/A
Final Ranking.....N/A
Letterwinners (returning/lost).....N/A
Starters (returning/lost).....N/A
Newcomers.....N/A
Top Returning Players
elan McCall, So., OH - 4.74 kps, .269%
Sarah Swanson, Jr., MB - 1.78 kps, .244%, 0.89 bps
Dani Dennison, Jr., DS/L - 2.16 dps, 22 aces

SERIES HISTORY

All-Time.....K-State leads, 8-6
K-State at Home.....5-2
K-State in Fort Worth.....3-4
K-State at Neutral Site.....0-0
Last K-State Win.....11/21/18 (3-1)
Last K-State Home Win.....10/8/16 (3-1)
Last K-State Road Win.....11/21/18 (3-1)
Longest K-State Win Streak.....W3 (2012-13)
Current Streak.....W1
Last Meeting.....W, 3-1 (11/21/18)

ATHLETICS COMMUNICATIONS

Contact.....Anthony Brandt
Office.....(817) 257-5379
Cell.....N/A
Email.....a.brandt@tcu.edu
Address.....TCU Box 297600,
Fort Worth, TX 76129
Website.....GoFrogs.com

2019 SCHEDULE

Aug. 30 HIGH POINT
Aug. 31 LIPSCOMB
Sept. 1 VILLANOVA
Sept. 6 COLORADO STATE
Sept. 7 FLORIDA ATLANTIC
Sept. 8 FLORIDA STATE
Sept. 13 MIAMI
Sept. 15 AUBURN
Sept. 18 at SMU
Sept. 21 at Rice
Sept. 25 at Oklahoma
Sept. 28 K-STATE
Oct. 2 TEXAS
Oct. 6 at Texas Tech
Oct. 12 BAYLOR
Oct. 16 at Iowa State
Oct. 19 at Kansas
Oct. 24 WEST VIRGINIA
Oct. 30 IOWA STATE
Nov. 2 at K-State
Nov. 9 KANSAS
Nov. 13 at West Virginia
Nov. 16 at Texas
Nov. 23 TEXAS TECH
Nov. 27 OKLAHOMA
Nov. 30 at Baylor

TEXAS TECH
OCT. 2 (MANHATTAN)
NOV. 30 (LUBBOCK)



GENERAL INFORMATION

Location..... Lubbock, Texas
Founded.....1923
Enrollment.....37,010
Nickname..... Red Raiders
Colors.....Scarlet and Black
Chancellor.....Dr. Tedd L. Mitchell
Athletics Director.....Kirby Hocutt
Home Arena.....United Supermarkets Arena
Capacity.....15,070

COACHING STAFF

Head Coach.....Tony Graystone
Alma Mater.....Grand Valley State, '92
Overall Record.....486-209 (20)
School Record.....46-49 (3)
Office Phone.....(806) 742-7545
Assistant Coaches.....Morgan Thomas, Brandy Huskey

TEAM INFORMATION

2018 Record.....17-13
Conference Record/Finish.....6-10/7th
Postseason.....N/A
Final Ranking.....N/A
Letterwinners (returning/lost).....N/A
Starters (returning/lost).....N/A
Newcomers.....N/A
Top Returning Players
Emily Hill, Sr., OH - 3.19 kps, 2.62 dps
Brooke Kanas, So., OH/RS - 2.92 kps, .241%
Chandler Atwood, Sr., OH - 2.35 kps, 0.53 bps

SERIES HISTORY

All-Time.....K-State leads, 37-13
K-State at Home.....21-2
K-State in Lubbock.....14-9
K-State at Neutral Site.....2-2
Last K-State Win.....10/7/17 (3-2)
Last K-State Home Win.....10/7/17 (3-2)
Last K-State Road Win.....10/5/16 (3-0)
Longest K-State Win Streak.....W15 (2005-12)
Current Streak.....L3
Last Meeting.....L, 3-1 (11/17/18)

ATHLETICS COMMUNICATIONS

Contact.....Shannon Carrico
Office.....(806) 834-0605
Cell.....N/A
Email.....shannon.carrico@ttu.edu
Mailing Address.....Box 43021, 2526 6th St.
Lubbock, TX 79409
Website.....TexasTech.com

2019 SCHEDULE

Aug. 30 vs. VCU
at Ohio State
Aug. 31 vs. Lehigh
Sept. 6 vs. Stephen F. Austin
at Northwestern
Sept. 7 vs. Austin Peay
Sept. 9 at Northern Illinois
Sept. 13 vs. Pacific
at UNLV
Sept. 14 vs. Idaho
Sept. 16 ABILENE CHRISTIAN
Sept. 20 HOUSTON
Sept. 21 INCARNATE WORD
UTEP
Sept. 25 WEST VIRGINIA
Sept. 28 at Texas
Oct. 2 at K-State
Oct. 6 TCU
Oct. 12 at Iowa State
Oct. 16 KANSAS
Oct. 19 at Baylor
Oct. 26 OKLAHOMA
Oct. 30 TEXAS
Nov. 6 at Kansas
Nov. 9 BAYLOR
Nov. 13 at Oklahoma
Nov. 16 at West Virginia
Nov. 20 at Iowa State
Nov. 23 at TCU
Nov. 30 K-STATE

BAYLOR
OCT. 5 (WACO)
NOV. 23 (MANHATTAN)



GENERAL INFORMATION

Location..... Waco, Texas
Founded.....1845
Enrollment.....16,787
Nickname.....Bears
Colors.....Green and Gold
President.....Dr. Linda Livingstone
Director of Athletics.....Mack Rhoades
Home Arena.....Ferrell Center
Capacity.....6,000

COACHING STAFF

Head Coach.....Ryan McGuyre
Alma Mater.....Biola, 1998
Overall Record.....318-174 (16)
School Record.....83-41 (4)
Office Phone.....N/A
Assistant Coaches.....Sam Erger, Jason Williams

TEAM INFORMATION

2017 Record.....20-9
Conference Record/Finish.....11-5/2nd
Postseason.....NCAA Second Round
Final Ranking.....24
Letterwinners (returning/lost).....N/A
Starters (returning/lost).....N/A
Newcomers.....N/A
Top Returning Players
Yossiana Pressley, Jr., OH - 4.70 kps, .208%
Shelly Fanning, RS-Sr., MB - 3.14 kps, 1.16 bps
Gia Milana, Sr., OH - 1.93 kps, .168%

SERIES HISTORY

All-Time.....K-State leads, 29-18
K-State at Home.....17-7
K-State in Waco.....12-11
K-State at Neutral Site.....0-0
Last K-State Win.....10/20/18 (3-0)
Last K-State Home Win.....11/10/18 (3-0)
Last K-State Road Win.....10/20/18 (3-0)
Longest K-State Win Streak.....6 (1996-98)
Current Streak.....L1
Last Meeting.....L, 3-0 (11/10/18)

ATHLETICS COMMUNICATIONS

Contact.....Cody Soto
Office.....(254) 710-3638
Cell.....(254) 338-4859
Email.....cody_soto@baylor.edu
Mailing Address.....1500 S. University Parks Dr.
Waco, TX 76706
Website.....BaylorBears.com

2019 SCHEDULE

Aug. 30 vs. UCLA
Aug. 31 vs. Creighton
Sept. 5 vs. Syracuse
Sept. 6 at Wisconsin
Sept. 8 at Marquette
Sept. 12 HOUSTON
Sept. 14 TENNESSEE
Sept. 20 MISSOURI
Sept. 22 HAWAII
Sept. 24 TEXAS STATE
Sept. 28 at Kansas
Oct. 2 OKLAHOMA
Oct. 5 K-STATE
Oct. 9 at Iowa State
Oct. 12 at TCU
Oct. 19 TEXAS TECH
Oct. 23 at Texas
Oct. 26 WEST VIRGINIA
Oct. 30 at Oklahoma
Nov. 2 IOWA STATE
Nov. 9 at Texas Tech
Nov. 13 KANSAS
Nov. 20 TEXAS
Nov. 23 at K-State
Nov. 26 at West Virginia
Nov. 30 TCU

OCT. 9 (MANHATTAN)
NOV. 13 (AUSTIN)



Location.....	Austin, Texas
Founded.....	1883
Enrollment.....	50,950
Nickname.....	Longhorns
Colors.....	Burnt Orange and White
President.....	Gregory Fennes
Athletics Director.....	Chris Del Conte
Home Arena.....	Gregory Gymnasium
Capacity.....	4,000

Head Coach	Jerritt Elliot
Alma Mater	Cal State Northridge, 1991
Overall Record	506-113 (20)
School Record	456-101 (18)
Office Phone	(512) 471-9148
Assistant Coaches	Tonya Johnson, Erik Sullivan

2018 Record	23-5
Conference Record/Finish	15-1/1st
Postseason	NCAA Elite Eight
Final Ranking	5
Letterwinners (returning/lost)	N/A
Starters (returning/lost)	N/A
Newcomers	N/A
Top Returning Players	
Brionne Butler, So., MB - 2.02 kps, 1.29 bps	
Logan Eggleston, So., OH - 3.12 kps, .278%	
Micava White, Sr. OH - 3.87 kps, .301%	

All-Time	Texas leads, 41-7
K-State at Home	4-19
K-State in Austin.....	3-21
K-State at Neutral Site	0-1
Last K-State Win	10/15/03 (3-2)
Last K-State Home Win.....	10/15/03 (3-2)
Last K-State Road Win	11/7/01 (3-1)
Longest K-State Win Streak	W6 (1999-2001)
Current Streak	L30
Last Meeting	L, 0-3 (11/7/18)

Contact Jocelyn VerVelde
Office.....(512) 232-1532
Cell..... N/A
Email.....jocelyn.vervelde@athletics.utexas.edu
Mailing Address.....P.O. Box 7399, Bellmont Hall 327
Austin, TX 78713
Website.....TexasSports.com

Aug. 30	NORTHERN IOWA
Sept. 1	USC
Sept. 4	MINNESOTA
Sept. 8	at Stanford
Sept. 13	vs. BYU
Sept. 14	at Wichita State
Sept. 18	at Rice
Sept. 20	TEXAS A&M
Sept. 25	IOWA STATE
Sept. 28	TEXAS TECH
Oct. 2	at TCU
Oct. 9	at K-State
Oct. 12	OKLAHOMA
Oct. 19	at West Virginia
Oct. 23	BAYLOR
Oct. 26	at Kansas
Oct. 30	at Texas Tech
Nov. 3	WEST VIRGINIA
Nov. 8	at Oklahoma
Nov. 13	K-STATE
Nov. 16	TCU
Nov. 20	at Baylor
Nov. 23	KANSAS
Nov. 30	at Iowa State

OCT. 12 (MANHATTAN)
OCT. 30 (MORGANTOWN)



Location.....	Morgantown, W. Va.
Founded.....	1867
Enrollment.....	31,442
Nickname.....	Mountaineers
Colors.....	Old Gold and Blue
President.....	Dr. E. Gordon Gee
Director of Athletics.....	Shane Lyons
Home Arena.....	WVU Coliseum
Capacity.....	14,000

Head Coach Reed Sunahara
Alma Mater UCLA, 1989
Overall Record 374-238 (9)
School Record 49-74 (4)
Office Phone (304) 293-4234
Assistant Coaches Adriano de Souza, Stephanie Niemer

2018 Record	11-19
Conference Record/Finish	2-14/9th
Postseason	N/A
Final Ranking	NR
Letterwinners (returning/lost)	N/A
Starters (returning/lost)	N/A
Newcomers	N/A
Top Returning Players	
Katelyn Evans, Sr. OH - 3.17 kps, .157%	
Katie Demeo, Jr. MB - 1.27 bps, .289%	
Erin Slinde, Sr. S - 5.42 aps, 1.52 dps	

All-Time	K-State leads, 9-5
K-State at Home	5-2
K-State in Morgantown	4-3
K-State at Neutral Site	0-0
Last K-State Win	11/3/18 (3-0)
Last K-State Home Win	11/3/18 (3-0)
Last K-State Road Win	11/9/16 (3-2)
Longest K-State Win Streak	W4
Current Streak	W1
Last Meeting	W, 3-0 (11/3/18)

Contact.....Amy Salvatore
Office.....(304) 293-9901
Cell.....N/A
Email.....alsalvatore@mail.wvu.edu
Mailing Address.....P.O. Box 0877
Morgantown, WV 26507
Website.....WVUSports.com

Aug. 30	at Delaware
Aug. 31	vs. Coppin State
	vs. Binghamton
Sept. 5	vs. Arkansas
Sept. 6	at San Diego State
Sept. 7	vs. Arizona
Sept. 13	at Hawaii
	vs. UCLA
Sept. 14	vs. Utah Valley
Sept. 20	DUQUESNE
Sept. 21	EASTERN KENTUCKY
	NAVY
Sept. 25	at Texas Tech
Sept. 28	OKLAHOMA
Oct. 5	IOWA STATE
Oct. 10	at Kansas
Oct. 12	at K-State
Oct. 15	at Morehead State
Oct. 19	TEXAS
Oct. 24	at TCU
Oct. 26	at Baylor
Oct. 30	K-STATE
Nov. 3	at Texas
Nov. 6	at Iowa State
Nov. 13	TCU
Nov. 16	TEXAS TECH
Nov. 22	at Oklahoma
Nov. 26	BAYLOR
Nov. 30	KANSAS

OCT. 16 (NORMAN)
NOV. 20 (MANHATTAN)



Location.....	Norman, Okla.
Founded.....	1890
Enrollment.....	30,813
Nickname.....	Sooners
Colors.....	Crimson and Cream
Interim President.....	Joseph Harroz
Director of Athletics.....	Joe Castiglione
Home Arena.....	McCasland Field House
Capacity.....	4,640

Head Coach Lindsey Gray-Walton
Alma Mater Georgia Tech, 2008
Overall Record 17-11 (1)
School Record 17-11 (1)
Office Phone (405) 325-8409
Assistant Coaches Jake Barreau, Cullen Irons

2018 Record.....	17-11
Conference Record/Finish.....	9-7/3rd
Postseason.....	N/A
Final Ranking.....	NR
Letterwinners (returning/lost).....	N/A
Starters (returning/lost).....	N/A
Newcomers.....	N/A
Top Returning Players	
Keyton Kinley, Jr., DS/L - 5.01 dps, 10 aces	
Kylee McLaughlin, Jr., S - 10.76 aeps, 2.61 dps	
Sarah Sanders, Jr., OH - 2.13 kps, .253%	

All-Time	Oklahoma leads, 55-34-1
K-State at Home	18-20
K-State in Norman	14-26
K-State at Neutral Site	2-8
Last K-State Win	11/18/17 (3-0)
Last K-State Home Win	11/18/17 (3-0)
Last K-State Road Win	9/20/17 (3-2)
Longest K-State Win Streak	W14 (1999-2005)
Current Streak	L2
Last Meeting	L, 1-3 (10/24/18)

Contact Ann Marcelli
Office..... (405) 325-8231
Cell..... N/A
Email..... annmarcelli@ou.edu
Mailing Address..... 180 W. Brooks, Suite 2525
Norman, OK 73019
Website..... SoonerSports.com

Aug. 30	vs. California
Aug. 31	vs. Chicago State at Colorado State
Sept. 5	vs. Oregon State
Sept. 6	vs. Yale
Sept. 7	at Indiana
Sept. 13	ARIZONA STATE
Sept. 14	LOUISIANA GEORGIA TECH at Texas A&M
Sept. 17	SMU
Sept. 21	TCU
Sept. 25	at West Virginia
Oct. 2	at Baylor
Oct. 5	KANSAS
Oct. 12	at Texas
Oct. 16	K-STATE
Oct. 19	IOWA STATE
Oct. 26	at Texas Tech
Oct. 30	BAYLOR
Nov. 2	at Kansas
Nov. 8	TEXAS
Nov. 13	TEXAS TECH
Nov. 15	at Iowa State
Nov. 20	at K-State
Nov. 22	WEST VIRGINIA
Nov. 27	at TCU

OCT. 23 (MANHATTAN)
NOV. 16 (LAWRENCE)



Location.....	Lawrence, Kan.
Founded.....	1866
Enrollment.....	28,510
Nickname.....	Jayhawks
Colors.....	Crimson and Blue
Chancellor.....	Douglas A. Girod
Athletics Director.....	Jeff Long
Home Arena.....	Horejsi Family Athletics Center
Capacity.....	1,300

Head Coach	Ray Bechard
Alma Mater	Fort Hays State, 1980
Overall Record	1,105-312 (34)
School Record	389-252 (21)
Office Phone	(785) 864-7989
Assistant Coaches	Billy Ebel, Kaitlin Nielsen

2018 Record	15-12
Conference Record/Finish	8-8/5th
Postseason	N/A
Final Ranking	NR
Letterwinners (returning/lost)	N/A
Starters (returning/lost)	N/A
Newcomers	N/A
Top Returning Players	
Zoe Hill, Sr., MB - 1.18 bps, .248%	
Rachel Langs, So., MB - 1.36 bps, .248%	
Ashley Smith, Sr., OH - 2.94 kps, .205%	

All-Time	K-State leads, 65-52-1
K-State at Home	29-19
K-State in Lawrence.....	30-16
K-State at Neutral Site	4-8
Last K-State Win.....	11/14/18 (3-2)
Last K-State Home Win.....	10/17/18 (3-1)
Last K-State Road Win.....	11/14/18 (3-2)
Longest K-State Win Streak	W20 (1995-2005)
Current Streak	W2
Last Meeting.....	W, 3-2 (11/14/18)

Contact Brent Beerends
Office..... (785) 864-7947
Cell..... N/A
Email..... beerends@ku.edu
Mailing Address.... 1651 Naismith Drive, Suite 1400
Lawrence, KS 66045-4069
Website..... KUAthletics.com

Aug. 30	at Kansas City
Sept. 3	at Omaha
Sept. 6	vs. Albany
Sept. 7	vs. South Carolina
Sept. 8	at UCF
Sept. 12	MOREHEAD STATE
Sept. 13	ARIZONA
Sept. 15	SYRACUSE
Sept. 20	vs. Arizona State
Sept. 21	at UNLV
Sept. 28	BAYLOR
Oct. 2	at Iowa State
Oct. 5	at Oklahoma
Oct. 10	WEST VIRGINIA
Oct. 16	at Texas Tech
Oct. 19	TCU
Oct. 23	at K-State
Oct. 26	TEXAS
Nov. 2	OKLAHOMA
Nov. 6	TEXAS TECH
Nov. 9	at TCU
Nov. 13	at Baylor
Nov. 16	K-STATE
Nov. 23	at Texas
Nov. 27	IOWA STATE
Nov. 30	at West Virginia

OCT. 26 (AMES)
NOV. 9 (MANHATTAN)



Location.....	Ames, Iowa
Founded.....	1858
Enrollment.....	34,992
Nickname.....	Cyclones
Colors.....	Cardinal and Gold
President.....	Dr. Wendy Wintersteen
Director of Athletics.....	Jamie Pollard
Home Arena.....	Hilton Coliseum
Capacity.....	8,524

Head Coach Christy Johnson-Lynch
Alma Mater Nebraska, 1996
Overall Record 289-143 (14)
School Record Same
Office Phone (515) 294-9465
Assistant Coaches Jen Malcom, Fiona Fonoti

2018 Record.....	22-13
Conference Record/Finish.....	9-7/t-3rd
Postseason.....	NIVC Champions
Final Ranking.....	NR
Letterwinners (returning/lost).....	N/A
Starters (returning/lost).....	N/A
Newcomers.....	N/A
Top Returning Players	
Josie Herbst, Sr. OH - 2.40 kps, .219%	
Eleanor Holthaus, So., RS - 2.37 kps, .270%	
Piper Mauck, Jr., S - 11.22 dps, 2.03 dps	

All-Time	Iowa State leads, 53-41
K-State at Home	22-20
K-State in Ames	14-27
K-State at Neutral Site	5-6
Last K-State Win	9/21/16 (3-1)
Last K-State Home Win	9/21/16 (3-1)
Last K-State Road Win	10/13/07 (3-0)
Longest K-State Win Streak	20 (1996-2005)
Current Streak	L5
Last Meeting	L, 1-3 (10/26/18)

Contact Patrick Tarbox
Office..... (515) 294-5778
Cell..... (515) 509-1189
Email..... pmtarbox@iastate.edu
Mailing Address.... 1800 S. 4th St., Jacobsen Building
Ames, IA 50011
Website..... Cycleson.com

Aug. 30	vs. UCF
Aug. 31	at Ole Miss
Sept. 3	SOUTH DAKOTA
Sept. 6	PENN STATE
Sept. 8	LSU
Sept. 10	NORTHERN IOWA
Sept. 13	vs. Western Carolina at Appalachian State
Sept. 14	vs. N.C. State
Sept. 19	vs. Lipscomb
Sept. 20	vs. Coastal Carolina
Sept. 21	at Iowa
Sept. 25	at Texas
Oct. 2	KANSAS
Oct. 5	at West Virginia
Oct. 9	BAYLOR
Oct. 12	TEXAS TECH
Oct. 16	TCU
Oct. 19	at Oklahoma
Oct. 26	K-STATE
Oct. 30	at TCU
Nov. 2	at Baylor
Nov. 6	WEST VIRGINIA
Nov. 9	at K-State
Nov. 15	OKLAHOMA
Nov. 20	at Texas Tech
Nov. 27	at Kansas
Nov. 30	TEXAS

BIG 12 COMPOSITE SCHEDULE

Friday, August 30

Texas Tech vs. VCU
Ohio State Tournament 8:30 a.m.
Oklahoma vs. Cal Berkley
Colorado State Tournament 1 p.m.
Iowa State vs. UCF
Rebel Invitational 3 p.m.
Baylor vs UCLA
Huskers Invitational 4:30 p.m.
Kansas State at NC State
NC State Invitational 6 p.m.
West Virginia at Delaware
Delaware Tournament 6 p.m.
Kansas at UMKC
UMKC Invitational 7 p.m.
High Point at TCU
Cowtown Classic 7 p.m.
Northern Iowa at Texas 7 p.m.
Texas Tech at Ohio State
Ohio State Tournament 8 p.m.

Saturday, August 31

Kansas State vs. Austin Peay
NC State Invitational 10 a.m.
West Virginia vs. Coppin State
Delaware Tournament 10 a.m.
Oklahoma vs. Chicago State
Colorado State Tournament 12 p.m.
Iowa State at Ole Miss
Rebel Invitational 12:30 p.m.
Lipscomb at TCU
Cowtown Classic 2 p.m.
West Virginia vs. Binghamton
Delaware Tournament 3:30 p.m.
Baylor vs. Creighton
Huskers Invitational 4:30 p.m.
Texas Tech vs. Lehigh
Ohio State Tournament 5 p.m.
Kansas State vs. Maryland
NC State Invitational 6 p.m.
Oklahoma at Colorado State
Colorado State Tournament 7:30 p.m.

Sunday, September 1

Villanova at TCU
Cowtown Classic 1 p.m.
USC at Texas 1 p.m.

Thursday, September 3

South Dakota at Iowa State 6:30 p.m.
Kansas at Omaha 6:30 p.m.

Wednesday, September 4

Minnesota at Texas 7 p.m.

Thursday, September 5

Baylor vs. Syracuse
HotelRED Invitational 4 p.m.
Oklahoma vs Oregon State
Indiana Invitational 4 p.m.
Clemson at Kansas State
K-State Invitational 6 p.m.
West Virginia vs. Arkansas
San Diego State Tournament 9 p.m.

Friday, September 6

Oklahoma vs. Yale
Indiana Invitational 11 a.m.
Texas Tech vs. Stephen F. Austin
Northwestern Tournament 1 p.m.
Kansas vs. Albany
UCF Tournament 4 p.m.
Penn State at Iowa State

Cyclone Invitational 6:30 p.m.
Baylor at Wisconsin
HotelRED 7 p.m.
Colorado State at TCU
Fight in the Fort 7 p.m.
Omaha at Kansas State
K-State Invitational 7:30 p.m.
Texas Tech at Northwestern
Northwestern Tournament 7:30 p.m.
West Virginia at San Diego State
San Diego State Tournament 8 p.m.

Saturday, September 7

Texas Tech vs. Austin Peay
Northwestern Tournament 1 p.m.
West Virginia vs. Arizona
San Diego State Tournament 1 p.m.
Texas at Stanford 2 p.m.
Kansas vs. South Carolina
UCF Tournament 3 p.m.
FAU at TCU
Fight in the Fort 4 p.m.
Central Arkansas at Kansas State
K-State Invitational 5 p.m.
Oklahoma at Indiana
Indiana Invitational 6 p.m.

Sunday, September 8

LSU at Iowa State
Cyclone Invitational Noon
Baylor at Marquette 1 p.m.
Florida State at TCU
Fight in the Fort 1 p.m.
Kansas at UCF
UCF Tournament 3 p.m.

Monday, September 9

Texas Tech at Northern Illinois 11 a.m.

Tuesday, September 10

UNI at Iowa State 6:30 p.m.

Thursday, September 12

Houston at Baylor
Hampton Inn & Suites Waco North Baylor
Invitational 7 p.m.
Morehead State at Kansas
Kansas Invitational 7 p.m.

Friday, September 13

West Virginia at Hawaii
Hawaii Tournament 12 a.m.
Iowa State vs. Western Carolina
Appalachian State Tournament Noon
Kansas State vs. Weber State
Missouri State Invitational Noon
Texas Tech vs. Pacific
UNLV Tournament Noon
Texas vs. BYU
Wichita State Tournament 4:30 p.m.
Iowa State at Appalachian State
Appalachian State Tournament 6:30 p.m.
Arizona at Kansas
Kansas Invitational 6:30 p.m.
Miami at TCU
Add-Ran Cup 7 p.m.
Texas Tech at UNLV
UNLV Tournament 7 p.m.
Arizona State at Oklahoma
Oklahoma Invite 7:30 p.m.
West Virginia vs. UCLA
Hawaii Tournament 9:45 p.m.

Saturday, September 14

Louisiana at Oklahoma
Oklahoma Invite 11 a.m.
Texas Tech vs. Idaho
UNLV Tournament 11:30 a.m.
Iowa State vs. North Carolina State
Appalachian State Tournament Noon
Tennessee at Baylor
Hampton Inn & Suites Waco North Baylor
Invitational 1 p.m.
Kansas State vs. Dayton
Missouri State Invitational 1:30 p.m.
Kansas State at Missouri State
Missouri Invitational 7 p.m.
Texas at Wichita State
Wichita State Tournament 7 p.m.
Georgia Tech at Oklahoma
Oklahoma Invite 7:30 p.m.
West Virginia vs. Utah Valley
Hawaii Tournament 9 p.m.

Sunday, September 15

Syracuse at Kansas
Kansas Invitational 1 p.m.
Auburn at TCU
Add-Ran Cup 1 p.m.

Monday, September 16

Abilene Christian at Texas Tech 6 p.m.

Tuesday, September 17

Oklahoma at Texas A&M 7 p.m.

Wednesday, September 18

Texas at Rice 6:30 p.m.
TCU at SMU 7 p.m.

Thursday, September 19

Kansas State at North Texas
North Texas Invitational 7 p.m.
Iowa State vs. Lipscomb
Cy-Hawk Series Tournament 7 p.m.

Friday, September 20

Iowa State vs. Coastal Carolina
Cy-Hawk Series Tournament 2 p.m.
Kansas State vs. Ohio
North Texas Invitational 3:30 p.m.
Kansas vs. Arizona State
UNLV Tournament 5:30 p.m.
Missouri at Baylor
Baylor Classic 6 p.m.
Houston at Texas Tech
Red Raider Classic 6 p.m.
Duquesne at West Virginia
Mountaineer Invitational 6 p.m.
Texas A&M at Texas 7 p.m.

Saturday, September 21

Eastern Kentucky at West Virginia
Mountaineer Invitational 10 a.m.
Kansas State vs. New Mexico
North Texas Invitational 10:30 a.m.
Incarnate Word at Texas Tech
Red Raider Classic 1 p.m.
Kansas at UNLV
UNLV Tournament 2 p.m.
SMU at Oklahoma 2 p.m.
TCU at Rice 2 p.m.
Navy at West Virginia
Mountaineer Invitational 6 p.m.
Iowa State at Iowa
Cy-Hawk Series Tournament 7 p.m.

UTEP at Texas Tech
Red Raider Classic7 p.m.

Sunday, September 22

Hawaii at Baylor
Baylor Classic2 p.m.

Tuesday, September 24

Texas State at Baylor 6 p.m.

Wednesday, September 25

West Virginia at Texas Tech..... 6 p.m.
Iowa State at Texas.....7 p.m.
Oklahoma at TCU..... 8 p.m.

Saturday, September 28

K-State at TCU.....TBD
Oklahoma at West Virginia.....12 p.m.
Texas Tech at Texas.....1 p.m.
Baylor at Kansas5:30 p.m.

Wednesday, October 2

Kansas at Iowa State.....TBD
Texas Tech at K-State.....6:30 p.m.
Oklahoma at Baylor7 p.m.
Texas at TCU..... 8 p.m.

Saturday, October 5

Iowa State at West Virginia..... TBD
K-State at Baylor2 p.m.
Kansas at Oklahoma.....5 p.m.

Sunday, October 6

TCU at Texas Tech.....1 p.m.

Wednesday, October 9

Texas at K-State.....7 p.m.
Baylor at Iowa State..... 8 p.m.

Thursday, October 10

West Virginia at Kansas6:30 p.m.

Saturday, October 12

Texas Tech at Iowa State1 p.m.
West Virginia at K-State.....1 p.m.
Baylor at TCU1 p.m.
Oklahoma at Texas5 p.m.

Tuesday, October 15

West Virginia at Morehead State..... 6 p.m.

Wednesday, October 16

Kansas at Texas Tech..... 6 p.m.
TCU at Iowa State6:30 p.m.
K-State at Oklahoma.....7 p.m.

Saturday, October 19

Texas at West Virginia.....12 p.m.
TCU at Kansas.....1 p.m.
Texas Tech at Baylor7 p.m.
Iowa State at Oklahoma7 p.m.

Wednesday, October 23

Kansas at K-State..... 6 p.m.
Baylor at Texas7 p.m.

Thursday, October 24

West Virginia at TCU7 p.m.

Saturday, October 26

K-State at Iowa State TBD
Texas at Kansas..... TBD
Oklahoma at Texas Tech.....1 p.m.
West Virginia at Baylor..... 2 p.m.

Wednesday, October 30

K-State at West Virginia.....5 p.m.
Texas at Texas Tech 6 p.m.
Baylor at Oklahoma7 p.m.
Iowa State at TCU.....7 p.m.

Saturday, November 2

Oklahoma at Kansas TBD
TCU at K-State.....6:30 p.m.

Sunday, November 3

West Virginia at Texas.....12 p.m.
Iowa State at Baylor..... 4 p.m.

Wednesday, November 6

West Virginia at Iowa State6:30 p.m.
Texas Tech at Kansas.....6:30 p.m.

Friday, November 8

Texas at Oklahoma7 p.m.

Saturday, November 9

Kansas at TCU
Baylor at Texas Tech1 p.m.
Iowa State at K-State7 p.m.

Wednesday, November 13

TCU at West Virginia5 p.m.
Kansas at Baylor.....7 p.m.
Texas Tech at Oklahoma.....7 p.m.
K-State at Texas7 p.m.

Saturday, November 16

Texas Tech at West Virginia.....12 p.m.
K-State at Kansas.....1 p.m.
Oklahoma at Iowa State6:30 p.m.
TCU at Texas.....7 p.m.

Wednesday, November 20

Iowa State at Texas Tech 6 p.m.
Oklahoma at K-State6:30 p.m.
Texas at Baylor7 p.m.

Friday, November 22

West Virginia at Oklahoma..... 6 p.m.

Saturday, November 23

Texas Tech at TCU.....1 p.m.
Baylor at K-State6:30 p.m.
Kansas at Texas7 p.m.

Tuesday, November 26

Baylor at West Virginia.....5 p.m.

Wednesday, November 27

Iowa State at Kansas6:30 p.m.
Oklahoma at TCU.....7 p.m.

Saturday, November 30

Texas at Iowa State..... TBD
Kansas at West Virginia12 p.m.
K-State at Texas Tech.....1 p.m.
TCU at Baylor.....2 p.m.



HISTORY & RECORDS

K-STATE VS. CONFERENCES*

American Athletic.....	36-6-1
Atlantic 10.....	13-2
Atlantic Coast.....	16-8
Atlantic Sun.....	3-0
Big 12.....	240-244
Big East.....	12-6
Big Sky.....	13-4-1
Big South.....	1-0
Big Ten.....	21-120-1
Big West.....	12-11
Colonial Athletic Association.....	1-0
Conference USA.....	17-1
Horizon.....	9-2
Ivy League.....	1-0
Metro Atlantic.....	1-0
Mid-American.....	15-1
Mid-Eastern Athletic.....	2-0
Missouri Valley.....	88-46-1
Mountain West.....	15-11
Ohio Valley.....	7-2
Pac-12.....	32-45
Southeastern.....	75-62
Southern.....	1-0
Southland.....	4-1
Summit League.....	37-20
Sun Belt.....	8-1
West Coast.....	13-11
Western Athletic.....	37-4

SUZIE FRITZ VS. CONFERENCES*

American Athletic.....	11-1
Atlantic 10.....	6-0
Atlantic Coast.....	9-7
Atlantic Sun.....	3-0
Big 12.....	130-114
Big East.....	5-2
Big Sky.....	5-0
Big South.....	1-0
Big Ten.....	9-33
Big West.....	10-4
Colonial Athletic Association.....	1-0
Conference USA.....	8-0
Horizon League.....	5-0
Ivy League.....	1-0
Metro Atlantic.....	1-0
Mid-American.....	3-0
Mid-Eastern Athletic.....	2-0
Missouri Valley.....	22-2
Mountain West.....	8-1
Ohio Valley.....	4-0
Pac-12.....	21-16
Southeastern.....	40-23
Southern.....	1-0
Summit League.....	14-0
Sun Belt.....	2-0
West Coast.....	9-6
Western Athletic.....	10-0

* reflect records against current members of conferences

American Athletic Conference (36-6-1)

Team	Total	H	A	N	First	Last
Connecticut	1-0	0-0	0-0	1-0	2002	2002
Houston	4-3	3-0	1-1	0-2	1977	2007
Memphis	1-0-1	0-0	0-0	1-0-1	1979	1979
South Florida	2-1	1-0	0-1	1-0	2002	2008
Tulane	1-0	0-0	0-0	1-0	1980	1980
Tulsa	25-2	9-0	7-1	9-1	1974	2013
UCF	2-0	1-0	0-0	1-0	1981	2014

Atlantic 10 Conference (13-2)

Team	Total	H	A	N	First	Last
Dayton	1-1	0-0	0-0	1-1	1978	2012
George Mason	1-0	0-0	0-0	1-0	1997	1997
Rhode Island	1-1	0-0	0-0	1-1	1995	2000
Saint Louis	8-0	1-0	4-0	3-0	1977	2018
VCU	2-0	0-0	0-0	2-0	2010	2015

Atlantic Coast Conference (16-8)

Team	Total	H	A	N	First	Last
Duke	1-0	0-0	0-0	1-0	2008	2008
Florida State	2-1	1-0	1-0	0-1	2003	2010
Georgia Tech	2-3	2-0	0-2	0-1	2002	2017
Louisville	3-1	0-0	0-0	3-1	1986	2011
Miami	1-1	1-0	0-1	0-0	2015	2016
North Carolina	0-1	0-0	0-0	0-1	1994	1994
N.C. State	1-0	0-0	0-0	1-0	1996	1996
Notre Dame	1-0	0-0	0-0	1-0	2006	2006
Pittsburgh	1-0	0-0	0-0	1-0	1998	1998
Syracuse	2-1	0-1	1-0	1-0	1999	2017
Virginia Tech	2-0	1-0	0-0	1-0	1994	2000

Atlantic Sun Conference (3-0)

Team	Total	H	A	N	First	Last
Lipscomb	2-0	2-0	0-0	0-0	2006	2016
North Florida	1-0	0-0	0-0	1-0	2017	2017

Big 12 Conference (235-232)

Team	Total	H	A	N	First	Last
Baylor	28-17	17-6	11-11	0-0	1993	2017
Iowa State	41-51	22-19	14-26	5-6	1976	2017
Kansas*	63-52-1	28-19	28-17	4-8	1974	2017
Oklahoma*	34-53-1	18-18	14-24	2-8	1975	2017
Oklahoma State**	10-1	1-0	1-0	8-0	1974	1980
TCU	7-5	5-1	2-4	0-0	2012	2017
Texas	7-39	4-18	3-20	0-1	1981	2017
Texas Tech	37-11	22-1	13-8	2-2	1982	2017
West Virginia	8-4	4-2	4-2	0-0	2012	2017

* - some early matches location not known ** - dropped program in 1981

Big East Conference (12-6)

Team	Total	H	A	N	First	Last
Butler	1-1	0-0	0-0	1-1	1984	1990
Creighton	7-4	5-1	1-3	1-0	1975	2016
DePaul	1-0	0-0	1-0	0-0	1992	1992
Georgetown	1-0	0-0	0-0	1-0	1998	1998
Marquette	1-1	0-0	0-0	1-1	1981	2018
Xavier	1-0	0-0	0-0	1-0	2017	2017

Big Sky Conference (13-4-1)

Team	Total	H	A	N	First	Last
Eastern Washington	2-0	0-0	0-0	2-0	1994	1997
Idaho	2-1	1-0	0-0	1-1	1983	2017
Montana State	4-1	3-0	1-0	0-1	1983	2006
North Dakota	1-0	0-0	0-0	1-0	1977	1977
Northern Colorado	1-2-1	0-2-1	0-0	1-0	1978	1982
Sacramento State	1-0	0-0	0-0	1-0	2011	2011
Weber State	2-0	0-0	0-0	2-0	1999	2009

Big South (1-0)

Team	Total	H	A	N	First	Last
Liberty	1-0	1-0	0-0	0-0	2008	2008

Big Ten Conference (21-120-1)

Team	Total	H	A	N	First	Last
Illinois	1-0	0-0	0-0	1-0	1998	1998
Indiana	0-1	0-0	0-0	0-1	1988	1988
Iowa	2-4-1	0-0	0-1	2-3-1	1974	1996
Maryland	1-1	0-0	0-1	1-0	1997	2004
Michigan	4-2	0-1	1-0	3-1	2001	2016
Michigan State	1-2	1-0	0-0	0-2	1987	2002
Minnesota	3-15	0-1	0-3	3-11	1974	2012
Nebraska	4-81	1-36	3-52	0-13	1975	2017
Northwestern	1-3	0-1	0-1	1-1	1985	1998
Ohio State	1-5	0-1	0-2	1-2	1979	2016
Penn State	0-2	0-0	0-1	0-1	1999	2003
Purdue	1-3	0-1	0-1	1-1	1987	2009
Wisconsin	2-4	1-1	0-1	1-2	1984	2017

Big West Conference (12-11)

Team	Total	H	A	N	First	Last
Cal Poly	3-0	0-0	0-0	3-0	2007	2013
Cal St. Fullerton	2-1	0-0	0-1	2-0	1989	2013
Cal St. Northridge	2-0	1-0	0-0	1-0	1996	2004
Hawai'i	3-5	0-0	3-5	0-0	1997	2017
Long Beach State	0-3	0-0	0-3	0-0	1989	1999
UC Irvine	2-1	0-0	0-0	1-1	1984	2012
UC Santa Barbara	0-1	0-0	0-0	0-1	1989	1989

Colonial Athletic Association (1-0)

Team	Total	H	A	N	First	Last
Hofstra	1-0	0-0	0-0	1-0	2011	2011

Conference USA (17-1)

Team	Total	H	A	N	First	Last
Charlotte	1-0	0-0	0-0	1-0	1999	1999
Florida Atlantic	1-0	0-0	0-0	1-0	2003	2003
Marshall	1-0	0-0	0-0	1-0	2014	2014
Middle Tennessee	2-0	1-0	1-0	0-0	2014	2015
North Texas	3-1	1-0	0-0	2-1	1979	2018
Southern Miss.	2-0	0-0	0-0	2-0	1995	2016
Rice	5-0	1-0	1-0	3-0	1992	1996
UTEP	1-0	0-0	0-0	1-0	1984	1984
Western Kentucky	1-0	0-0	0-0	1-0	2018	2018

Horizon League (9-2)

Team	Total	H	A	N	First	Last
Green Bay	3-0	1-0	1-0	1-0	2014	2018
Illinois-Chicago	2-1	1-0	0-0	1-1	1975	1989
Oakland	1-0	1-0	0-0	0-0	2012	2012
Valparaiso	2-0	1-0	0-0	1-0	1984	1995
Wright State	0-1	0-0	0-0	0-1	1993	1993
Youngstown St.	1-0	0-0	0-0	1-0	2014	2014

Ivy League (1-0)

Team	Total	H	A	N	First	Last
Cornell	1-0	1-0	0-0	0-0	2008	2008

Metro Atlantic Athletic Conference (1-0)

Team	Total	H	A	N	First	Last
Siena	1-0	1-0	0-0	0-0	2013	2013

Mid-American Conference (15-1)

Team	Total	H	A	N	First	Last
Akron	1-0	1-0	0-0	0-0	1992	1992
Ball State	1-0	0-0	0-0	1-0	1984	1984
Bowling Green	1-0	0-0	0-0	1-0	1989	1989
Eastern Michigan	2-0	1-0	0-0	1-0	1996	2014
Miami (Ohio)	1-0	0-0	0-0	1-0	1998	1998
Northern Illinois	4-0	1-0	2-0	1-0	1983	1988
Ohio	2-0	2-0	0-0	0-0	1994	2003
Toledo	2-1	0-1	0-0	2-0	1990	1999
Western Michigan	1-0	0-0	0-0	1-0	2002	2002

Mid-Eastern Athletic Conference (1-0)

Team	Total	H	A	N	First	Last
Florida A&M	2-0	0-0	0-0	2-0	2005	2015

Missouri Valley Conference (88-46-1)

Team	Total	H	A	N	First	Last
Bradley	2-0	1-0	0-0	1-0	1982	2000
Drake	24-7	14-3	5-2	5-2	1975	2011
Illinois State	2-3	0-0	0-0	2-3	1977	2015
Indiana State	1-0	0-0	0-0	1-0	1980	1980
Loyola Chicago	2-1	1-0	0-1	1-0	1992	2016
Missouri State	10-13	4-0	3-3	3-10	1974	2018
Northern Iowa	7-4-1	3-1-1	1-1	3-2	1977	2017
Southern Illinois	2-2	1-0	1-0	0-2	1982	2014
Wichita State	38-16	22-4	9-7	6-5	1974	2015

Mountain West Conference (15-11)

Team	Total	H	A	N	First	Last
Air Force	1-0	1-0	0-0	0-0	2000	2000
Boise State	2-0	1-0	1-0	0-0	1996	1997
Colorado State	3-5	2-0	0-5	1-0	1978	2003
Fresno State	2-0	1-0	1-0	0-0	2006	2007
New Mexico	0-1	0-1	0-0	0-0	1989	1989
UNLV	2-0	1-0	1-0	0-0	2013	2015
Utah State	5-0	1-0	0-0	4-0	1995	2012
Wyoming	0-5	0-1	0-2	0-2	1983	1991

Ohio Valley Conference (7-2)

Team	Total	H	A	N	First	Last
Eastern Illinois	0-2	0-1	0-0	0-1	1978	1989
Jacksonville State	1-0	0-0	0-0	1-0	1999	1999
SE Missouri State	3-0	1-0	0-0	2-0	1978	2013
Tennessee State	2-0	1-0	0-0	1-0	2008	2016
Tennessee Tech	1-0	0-0	0-0	1-0	2011	2011

Pac-12 Conference (32-45)

Team	Total	H	A	N	First	Last
Arizona	1-3	0-0	0-0	1-3	1977	2016
Arizona State	1-0	0-0	0-0	1-0	2008	2008
California	2-1	1-0	1-0	0-1	2004	2015
Colorado	23-26	12-12	10-14	1-0	1986	2010
Oregon	1-1	0-1	0-0	1-0	1996	2007
Oregon State	2-3	2-1	0-2	0-0	1993	2018
Southern California	0-2	0-0	0-1	0-1	1977	2004
UCLA	0-4	0-0	0-0	0-4	1991	2010
Utah	0-1	0-0	0-0	0-1	2014	2014
Washington	1-0	0-0	0-0	1-0	1983	1983
Washington State	1-4	1-1	0-2	0-1	1993	2002

Sun Belt Conference (8-1)

Team	Total	H	A	N	First	Last
Arkansas - Little Rock	1-0	0-0	0-0	1-0	2005	2005
Arkansas State	2-1	1-0	0-0	1-1	1993	2002
Louisiana-Monroe	4-0	2-0	0-0	2-0	1985	1993
Texas-Arlington	1-0	1-0	0-0	0-0	1997	1997

West Coast Conference (13-11)

Team	Total	H	A	N	First	Last
Brigham Young	1-3	0-1	1-2	0-0	1998	2011
Gonzaga	1-0	0-0	0-0	1-0	2000	2000
Loyola Marymount	1-0	1-0	0-0	0-0	2010	2010
Pacific	2-0	0-0	0-0	2-0	2006	2017
Pepperdine	1-2	0-0	1-0	0-2	1995	2011
Portland	4-1	1-1	1-0	2-0	1991	2013
Saint Mary's	2-0	2-0	1-0	0-0	2011	2012
San Diego	0-2	0-0	0-0	0-2	1997	2010
San Francisco	1-0	0-0	0-0	1-0	1997	1997
Santa Clara	0-3	0-0	0-1	0-2	2006	2013

Western Athletic Conference (37-4)

Team	Total	H	A	N	First	Last
Cal State Bakersfield	1-0	1-0	0-0	0-0	2008	2008
Chicago State	2-0	2-0	0-0	0-0	1991	1991
UMKC	32-3	19-0	9-0	4-3	1974	2018
New Mexico State	0-1	0-0	0-0	0-1	1986	1986
Seattle	1-0	0-0	0-0	1-0	2015	2015
Utah Valley	1-0	0-0	0-0	1-0	2011	2011

Others

Team	Total	H	A	N	First	Last
Arnell's Club	1-0-1	0-0	0-0	1-0-1	1979	1979
Augustusburg	1-2	0-0	0-0	1-2	1974	1977
Benedictine (Kan.)	3-0	1-0	0-0	2-0	1977	1980
Bethany (Kan.)	4-0	2-0	1-0	1-0	1976	1979
Bethel (Kan.)	7-1	5-0	2-0	0-1	1976	1984
Cameron (Okla.)	1-0	0-0	0-0	1-0	1977	1977
Central Missouri	4-3	1-0	1-0	2-3	1974	1978
Central Oklahoma	0-1	0-0	0-0	0-1	1976	1976
Concordia (Kan.)	0-1	0-0	0-0	0-1	1975	1975
Doane (Neb.)	2-0	2-0	0-0	0-0	1981	1982
East Texas State	1-0	0-0	0-0	1-0	1978	1978
EKSC	3-0	0-0	0-0	3-0	1974	1974
Emporia State (Kan.)	5-0-1	4-0-1	0-0	1-0	1976	1981
Florissant	0-1	0-0	0-0	0-1	1977	1977
Fort Hays State (Kan.)	9-5	4-0	1-2	4-3	1974	1983
Graceland (Iowa)	4-4	2-0	2-0	0-4	1974	1977
Harris-Stowe (Mo.)	1-0	0-0	0-0	1-0	1979	1979
Hawk Valley Club	1-0	0-0	0-0	1-0	1978	1978

Heston	1-0	0-0	0-0	1-0	1976	1976
Iowa Wesleyan	1-0	0-0	0-0	1-0	1974	1974
Jefferson City JC	1-0	0-0	0-0	1-0	1979	1979
Jefferson County CC	1-0	0-0	0-0	1-0	1979	1979
Joe Davis Bar	1-0	0-0	0-0	1-0	1979	1979
Johnson County CC	2-0	2-0	0-0	0-0	1979	1979
Kansas City CC	0-1	0-0	0-0	0-1	1975	1975
Kansas City Jewish	1-0	0-0	0-0	1-0	1977	1977
Lincoln Club	3-0	0-0	0-0	3-0	1976	1978
Loma Vista	0-0-1	0-0	0-0	0-0-1	1974	1974
Marymount	2-0	0-0	0-0	2-0	1974	1978
Max Pack	0-1-1	0-0	0-0	0-1-1	1974	1975
Mayville State	1-0	0-0	0-0	1-0	1974	1974
Missouri JV	1-0	0-0	0-0	0-0	1979	1979
Missouri-St. Louis	4-0	0-0	2-0	2-0	1977	1978
Missouri Southern	1-0-1	1-0-1	0-0	0-0	1977	1978
Missouri Western	2-3-1	2-2-1	0-0	0-1	1976	1979
Nebraska JV	1-1	0-0	0-0	1-1	1976	1978
Nebraska-Kearney	1-4	1-0	0-0	0-4	1974	1979
Nebraska Wesleyan	1-0	0-0	0-0	1-0	1979	1979
NIACC	0-1	0-0	0-0	0-1	1974	1974
NE Illinois	2-1	1-1	0-0	1-0	1992	1995
NW Missouri State	2-0	1-0	0-0	1-0	1976	1978
Oklahoma City	2-0	0-0	2-0	0-0	1982	1983
Oklahoma State^	10-1	1-0	2-0	7-1	1974	1980
Pittsburg State	2-0	1-0	0-0	1-0	1976	1979
Principia	1-0	0-0	0-0	1-0	1978	1978
Regis	0-1	0-0	0-1	0-0	1992	1992
Rob's Dairy	0-1	0-0	0-0	0-1	1974	1974
St. Cloud State	2-0	0-0	0-0	2-0	1977	1980
St. Francis	1-0	0-0	0-0	1-0	1991	1991
Sherbrooke	0-1	0-0	0-0	0-1	1993	1993
Showdotzli	1-0	1-0	0-0	0-0	1978	1978
Simpson	2-0	0-0	0-0	2-0	1977	1980
Stephens	1-0	0-0	0-0	1-0	1977	1977
Sterling	1-0	0-0	0-0	1-0	1974	1974
Swain's MFA	0-1	0-0	0-0	0-1	1975	1975
Tabor	6-0	0-0	0-0	6-0	1974	1978
Texas Lutheran	3-4	0-0	0-0	3-4	1980	1985
Texas Wesleyan	1-0	0-0	0-0	1-0	1976	1976
Tulsa YMCA	0-1	0-0	0-0	0-1	1975	1975
Washburn	5-0	2-0	0-0	3-0	1974	1991
Waterloo	1-0	0-0	0-0	1-0	1978	1978
West Texas A&M (State)	2-2	0-0	0-0	2-2	1980	1985
Wichita Club	2-1	0-0	0-0	2-1	1974	1979
William Jewel	2-0	2-0	0-0	0-0	1977	1978
William Penn	1-0	0-0	0-0	1-0	1974	1974

^ dropped program in 1981

YEAR-BY-YEAR BREAKDOWN

Year	W-L	PCT	Big 8/ Big 12*	PCT	Finish	H	A	N	AUG	SEPT	OCT	NOV	DEC	NCAA Tournament	Final Rank	Coach
1974	22-20-4	.524	--	--	--	--	--	--	--	--	15-8-2	7-12-2	--	--	--	Ann Heider
1975	2-36-1	.053	--	--	--	--	--	--	--	--	1-25	1-11	--	--	--	Mary Phyl Dwight
1976	18-21	.462	--	--	--	--	--	--	--	2-4	13-14	3-3	--	--	--	Mary Phyl Dwight
1977	49-18-1	.731	--	--	--	14-3-1	13-1	22-14	--	11-0-1	18-9	19-5	1-4	--	--	Mary Phyl Dwight
1978	39-16-2	.709	--	--	--	14-3-2	5-0	20-13	--	14-4-2	11-6	14-6	--	--	--	Mary Phyl Dwight
1979	35-16-3	.686	--	--	--	14-2-1	2-3	19-11-2	--	14-7-1	15-6-1	6-3-1	--	--	--	Ron Spies
1980	12-23	.343	--	--	--	4-5	1-6	7-12	--	6-9	5-10	1-4	--	--	--	Scott Nelson
1981	16-23-1	.410	--	--	--	9-8-1	1-4	6-11	--	8-6-1	3-11	5-6	--	--	--	Scott Nelson
1982	15-15	.500	4-6	.400	4th	7-4	4-6	4-5	--	6-3	8-8	1-4	--	--	--	Scott Nelson
1983	19-15	.559	2-8	.200	5th	8-6	5-4	6-5	--	10-5	7-7	2-3	--	--	--	Scott Nelson
1984	19-14	.576	2-8	.200	5th	9-5	3-6	7-3	--	11-4	4-7	4-3	--	--	--	Scott Nelson
1985	21-11	.656	5-5	.500	3rd	9-3	5-6	7-2	--	7-4	9-5	5-2	--	--	--	Scott Nelson
1986	12-17	.414	2-8	.200	6th	7-5	2-8	3-4	--	6-6	6-5	0-6	--	--	--	Scott Nelson
1987	17-11	.607	5-7	.417	5th	6-4	6-4	5-3	--	9-4	8-3	0-4	--	--	--	Scott Nelson
1988	15-13	.536	4-8	.333	5th	7-3	7-8	1-2	1-0	7-5	5-5	2-3	--	--	--	Scott Nelson
1989	11-19	.367	2-10	.167	6th	6-8	4-8	1-3	0-1	6-7	5-7	0-4	--	--	--	Scott Nelson
1990	11-15	.423	3-9	.250	6th	5-5	5-8	1-2	--	4-6	6-4	1-5	--	--	--	Scott Nelson
1991	10-19	.345	1-11	.083	16th	5-8	3-9	2-2	2-0	3-9	5-6	0-4	--	--	--	Patti Hagemeyer
1992	7-22	.241	0-12	.000	7th	4-10	2-10	1-2	--	5-7	1-10	1-5	--	--	--	Patti Hagemeyer
1993	7-25	.219	0-12	.000	7th	4-10	1-12	2-3	--	4-8	3-10	0-7	--	--	--	Patti Hagemeyer
1994	14-13	.519	3-9	.250	6th	7-4	2-7	5-2	--	9-2	5-6	0-5	--	--	--	Jim Moore
1995	21-12	.636	5-7	.417	5th	10-3	3-7	8-2	--	13-2	3-5	3-3	2-2	--	--	Jim Moore
1996	26-9	.743	13-7	.650	t4th	12-3	8-5	6-1	4-0	9-2	5-3	7-3	1-1	1-1/2nd round	24th	Jim Moore
1997	20-13	.606	11-9	.550	6th	10-4	6-7	4-2	2-1	6-4	8-2	4-5	0-1	0-1/1st round	--	Jim McLaughlin
1998	19-12	.613	12-8	.600	5th	10-3	5-8	4-1	--	8-3	6-4	4-4	1-1	1-1/2nd round	23rd	Jim McLaughlin
1999	21-9	.700	14-6	.700	4th	8-3	8-6	5-0	--	9-2	6-3	5-3	1-1	1-1/2nd round	19th	Jim McLaughlin
2000	22-9	.710	14-6	.700	t2nd	12-1	6-8	4-0	--	9-4	6-2	5-2	2-1	2-1/Reg. semis	16th	Jim McLaughlin
2001	20-8	.714	15-5	.750	3rd	13-2	6-5	1-1	0-1	7-2	6-4	7-0	0-1	1-1/2nd round	18th	Suzie Fritz
2002	21-9	.700	16-4	.800	2nd	11-3	8-4	2-2	2-1	4-5	8-0	6-2	1-1	1-1/2nd round	22nd	Suzie Fritz
2003	30-5	.857	18-2	.900	1st	16-0	10-3	4-2	3-2	10-1	8-0	7-1	2-1	2-1/Reg. semis	11th	Suzie Fritz
2004	20-11	.645	13-7	.650	5th	10-3	7-6	3-2	--	9-4	5-3	5-3	1-1	1-1/2nd round	23rd	Suzie Fritz
2005	21-11	.656	11-9	.550	4th	10-5	7-6	4-0	3-0	8-3	4-4	5-3	1-1	1-1/2nd round	24th	Suzie Fritz
2006	12-18	.400	4-16	.200	10th	7-7	3-9	2-2	2-1	6-6	1-7	3-4	--	--	--	Suzie Fritz
2007	23-9	.719	14-6	.700	3rd	12-4	8-4	3-1	4-1	9-2	5-3	5-2	0-1	1-1/2nd Round	16th	Suzie Fritz
2008	24-8	.750	14-6	.700	3rd	11-3	8-4	5-1	2-1	11-1	6-2	5-3	0-1	0-1/1st Round	20th	Suzie Fritz
2009	12-18	.400	6-14	.300	9th	7-8	3-8	2-2	0-2	6-5	2-7	4-4	--	--	--	Suzie Fritz
2010	12-19	.387	6-14	.300	9th	8-7	3-9	1-3	0-3	8-4	1-8	3-4	--	--	--	Suzie Fritz
2011	22-11	.667	9-7	.563	4th	10-3	6-6	6-2	2-2	11-1	3-5	4-2	2-1	2-1/Reg. semis	22nd	Suzie Fritz
2012	21-9	.700	8-8	.500	5th	12-3	5-5	4-1	4-0	11-1	5-2	1-6	--	0-1/1st Round	rv	Suzie Fritz
2013	18-11	.621	6-10	.375	5th	10-2	4-8	4-1	3-0	9-2	2-5	4-4	--	--	--	Suzie Fritz
2014	22-9	.710	9-7	.563	5th	9-4	8-3	5-2	2-1	11-1	6-1	3-5	0-1	0-1/1st Round	--	Suzie Fritz
2015	17-12	.586	9-7	.563	T-4th	9-2	4-7	4-3	2-1	7-4	5-3	3-3	0-1	0-1/1st Round	--	Suzie Fritz
2016	21-10	.677	9-7	.563	T-4th	13-4	5-5	3-1	2-1	10-2	5-3	3-3	1-1	1-1/2nd Round	rv	Suzie Fritz
2017	10-19	.345	3-13	.188	9th	3-9	2-9	5-1	2-2	6-6	1-6	1-4	--	--	--	Suzie Fritz
2018	15-12	.556	5-11	.313	8th	6-6	7-5	2-1	2-0	8-4	2-4	3-3	--	--	--	Suzie Fritz
TOTAL	841-655-12	.562	277-317	.466	---	378-188-5	211-257	210-133	44-21	347-171-5	262-258-3	172-181-4	16-22	15-17		

Air Force Kansas State leads 1-0

9-9-00	Kansas State	3-0	H	15-4, 15-6, 15-4
--------	--------------	-----	---	------------------

Akron Kansas State leads 1-0

9-6-92	Kansas State	3-1	H	15-11, 15-7, 11-15, 15-10
--------	--------------	-----	---	---------------------------

Alabama Alabama leads 2-1

10-12-79	Alabama	2-1	N	15-9, 8-15, 15-2
9-6-03	Kansas State	3-0	N	30-21, 30-25, 30-22
9-9-06	Alabama	3-2	N	30-26, 16-30, 24-30, 30-28, 15-6

Arizona Arizona leads 3-1

12-8-77	Arizona	2-0	N	15-11, 15-7
9-11-87	Arizona	3-0	N	15-3, 15-2, 15-11
8-30-14	Arizona	3-0	N	25-21, 25-18, 26-24
8-26-16	Kansas State	3-1	N	25-21, 25-16, 20-25, 25-18

Arizona State Kansas State leads 1-0

9-5-08	Kansas State	3-0	N	25-22, 25-21, 25-22
--------	--------------	-----	---	---------------------

Arkansas Kansas State leads 8-3

9-17-98	Arkansas	3-0	A	15-6, 18-16, 15-7
9-8-01	Kansas State	3-1	H	30-26, 22-30, 30-19, 30-27
11-30-01	Kansas State	3-2	H	30-15, 18-30, 27-30, 30-18, 15-8
12-6-03	Kansas State	3-0	H	30-26, 30-27, 30-21
9-2-05	Kansas State	3-2	A	22-30, 30-27, 26-30, 30-28, 15-13
9-7-07	Kansas State	3-0	H	30-23, 30-23, 30-27
9-20-13	Kansas State	3-0	A	25-23, 25-18, 25-17
9-4-14	Kansas State	3-0	H	25-18, 25-15, 25-16
9-19-15	Arkansas	3-2	N	19-25, 25-20, 25-21, 23-25, 15-11
9-16-16	Kansas State	3-0	A	25-21, 25-17, 25-13
8-31-17	Arkansas	3-2	H	21-25, 25-14, 25-23, 15-25, 15-9

Arkansas-Little Rock Kansas State leads 1-0

8-26-05	Kansas State	3-0	N	30-22, 30-27, 30-15
---------	--------------	-----	---	---------------------

Arkansas State Kansas State leads 2-1

10-30-93	Arkansas State	3-2	N	13-15, 13-15, 15-9, 15-3, 16-14
9-15-95	Kansas State	3-1	N	13-15, 15-7, 15-10, 15-8
9-8-02	Kansas State	3-0	H	30-15, 30-21, 30-23

Augsburg Augsburg leads 2-1

11-22-74	Augsburg	2-0		15-12, 15-7
10-15-75	Augsburg	2-0		15-12, 17-15
10-15-77	Kansas State	2-0	N	15-5, 15-12

Ball State Kansas State leads 1-0

9-22-84	Kansas State	3-0	A	15-6, 15-7, 15-13
---------	--------------	-----	---	-------------------

Baylor Kansas State leads 29-18

9-3-93	Baylor	3-0	H	15-5, 16-14, 15-10
10-11-96	Kansas State	3-1	A	15-13, 15-8, 7-15, 15-1
11-2-96	Kansas State	3-1	H	15-10, 15-10, 14-16, 15-6
10-10-97	Kansas State	3-0	H	15-8, 15-11, 15-9
11-1-97	Kansas State	3-1	A	15-13, 11-15, 15-12, 15-9
10-16-98	Kansas State	3-0	H	15-10, 15-7, 15-13
11-21-98	Kansas State	3-2	A	10-15, 13-15, 15-13, 15-10, 15-13
10-20-99	Baylor	3-1	H	15-12, 14-16, 16-14, 15-6
11-27-99	Baylor	3-1	A	15-5, 15-13, 7-15, 15-12
9-16-00	Kansas State	3-0	H	15-7, 15-10, 15-11
10-25-00	Baylor	3-2	A	12-15, 15-9, 14-16, 15-12, 15-10
10-13-01	Kansas State	3-2	H	30-15, 30-23, 22-30, 26-30, 15-11
11-14-01	Kansas State	3-0	A	30-25, 34-32, 30-27
9-21-02	Kansas State	3-0	A	30-17, 30-22, 30-23
11-9-02	Kansas State	3-0	H	30-25, 30-15, 30-16
9-24-03	Baylor	3-1	A	30-23, 11-30, 30-14, 30-28
10-25-03	Kansas State	3-0	H	30-21, 30-17, 30-24
10-20-04	Kansas State	3-0	H	30-22, 30-21, 30-26
11-13-04	Kansas State	3-2	A	25-30, 30-22, 30-21, 28-30, 15-10
10-15-05	Kansas State	3-2	A	23-30, 21-30, 30-27, 30-20, 15-11
11-23-05	Kansas State	3-0	H	30-24, 30-22, 30-27
9-13-06	Baylor	3-1	A	24-30, 30-28, 30-22, 30-25
11-8-06	Kansas State	3-0	H	30-24, 30-20, 30-23
9-15-07	Kansas State	3-0	A	30-16, 30-16, 30-20
11-10-07	Kansas State	3-2	H	28-30, 30-19, 28-30, 31-29, 15-11
9-27-08	Kansas State	3-1	H	25-21, 19-25, 25-21, 25-20
10-25-08	Kansas State	3-2	A	24-26, 20-25, 25-13, 25-17, 21-19
9-19-09	Baylor	3-1	A	25-10, 20-25, 25-13, 25-22
10-24-09	Baylor	3-1	H	18-25, 25-16, 25-18, 30-28
10-20-10	Baylor	3-0	A	18-25, 20-25, 19-25
11-13-10	Baylor	3-1	H	17-25, 23-25, 25-21, 23-25
9-24-11	Kansas State	3-0	H	25-19, 25-15, 25-18
10-29-11	Baylor	3-2	A	25-21, 25-22, 18-25, 14-25, 15-13
9-29-12	Kansas State	3-1	A	18-25, 25-22, 25-23, 25-16
10-27-12	Kansas State	3-1	H	25-16, 25-20, 23-25, 25-17
10-23-13	Baylor	3-1	A	18-25, 29-27, 25-20, 25-20
11-20-13	Kansas State	3-0	H	25-17, 25-17, 25-17
9-27-14	Baylor	3-2	H	13-25, 25-18, 23-25, 25-22, 15-12
11-15-14	Kansas State	3-2	A	22-25, 16-25, 25-18, 25-19, 15-9
9-26-15	Kansas State	3-0	H	25-20, 25-10, 25-23
11-28-15	Baylor	3-0	A	25-13, 25-18, 25-22
9-25-16	Baylor	3-0	A	23-25, 22-25, 19-25
10-29-16	Kansas State	3-1	H	25-22, 21-25, 25-13, 25-20
11-14-17	Baylor	3-1	H	25-22, 25-21, 22-25, 25-11
10-15-17	Baylor	3-1	A	25-14, 20-25, 25-16, 25-19
10-20-18	Kansas State	3-0	A	25-23, 27-25, 28-26
11-10-18	Baylor	3-0	H	25-18, 25-17, 25-11

Kansas State-Baylor Series Notes:

K-State at home: 17-7
K-State on the road: 12-11
K-State at neutral sites: 0-0
Fritz vs. BU: 22-14
Longest K-State win streak: 6 (1996-1998)
Longest K-State losing streak: 4 (2009-2010)
Last K-State win: 2018 (3-0)
Last K-State loss: 2018 (3-0)
Last K-State home win: 2016 (3-1)
Last K-State home loss: 2018 (3-0)
Last K-State road win: 2018 (3-0)
Last K-State road loss: 2017 (3-1)
Three Sets: 15-5
Four Sets: 7-10
Five Sets: 7-3

Benedictine Kansas State leads 3-0

9-7-77	Kansas State	2-0	N	14-12, 13-11
10-19-77	Kansas State	2-0	H	15-6, 15-12
9-13-80	Kansas State	2-0	H	15-4, 16-14

Bethany Kansas State leads 4-0

10-16-76	Kansas State	2-1		15-7, 14-16, 15-8
10-31-77	Kansas State	2-0	H	15-3, 15-13
9-18-78	Kansas State	2-0	A	15-6, 16-14, 15-8
9-18-79	Kansas State	2-0	H	15-1, 15-1

Bethel Kansas State leads 7-1

10-16-76	Bethel	2-0		15-5, 15-8
9-17-81	Kansas State	2-0		15-6, 15-7
9-29-81	Kansas State	3-0		15-6, 15-10, 15-4
9-28-82	Kansas State	3-0	A	15-8, 15-10, 18-16
9-10-83	Kansas State	2-0	H	15-8, 15-6
9-20-83	Kansas State	3-0	A	16-14, 15-10, 15-6
11-2-83	Kansas State	3-1	H	15-2, 11-15, 15-3, 15-8
18-84	Kansas State	3-0	H	15-4, 15-2, 15-4

Boise State Kansas State leads 2-0

9-14-96	Kansas State	3-0	H	15-9, 15-5, 15-9
9-13-97	Kansas State	3-0	A	15-13, 16-14, 15-1

Bowling Green Kansas State leads 1-0

9-9-89	Kansas State	3-0	N	15-11, 17-15, 15-10
--------	--------------	-----	---	---------------------

Bradley Kansas State leads 2-0

10-8-82	Kansas State	3-1	N	20-18, 11-15, 15-12, 15-5
9-8-00	Kansas State	3-0	H	15-5, 15-7, 15-3

Butler Series Tied 1-1

9-21-84	Kansas State	3-0	N	15-10, 15-12, 15-12
9-15-90	Butler	3-0	N	15-7, 15-13, 15-3

BYU BYU leads 3-1

12-5-98	BYU	3-0	A	15-6, 15-10, 17-15
9-5-00	BYU	3-1	A	15-9, 9-15, 15-10, 15-4
9-5-09	Kansas State	3-2	A	25-21, 22-25, 25-19, 17-25, 15-11
9-3-11	BYU	3-0	H	25-23, 25-19, 25-23

Cal Kansas State leads 2-1

9-3-04	Cal	3-0	N	30-21, 31-29, 30-23
9-14-13	Kansas State	3-2	A	16-25, 25-22, 25-22, 19-25, 15-9
9-4-15	Kansas State	3-1	H	24-26, 25-21, 25-20, 25-18

Cal Poly Kansas State leads 3-0

8-24-07	Kansas State	3-2	N	30-25, 20-30, 23-30, 30-25, 15-11
9-5-09	Kansas State	3-1	N	27-25, 20-25, 25-16, 25-19
9-13-13	Kansas State	3-1	N	25-21, 25-21, 25-27, 29-27

Cal State Bakersfield Kansas State leads 1-0

9-8-08	Kansas State	3-1	H	25-23, 23-25, 25-15, 25-21
--------	--------------	-----	---	----------------------------

Cal State Fullerton Kansas State leads 2-1

9-14-89	CS Fullerton	3-0	A	15-11, 15-10, 15-8
9-9-94	Kansas State	3-1	N	15-4, 15-9, 10-15, 15-8
8-31-13	Kansas State	3-2	N	25-20, 27-25, 21-25, 23-25, 15-12

Cal State Northridge Kansas State leads 2-0

12-4-96	Kansas State	3-1	H	15-12, 14-16, 15-11, 15-13
12-2-04	Kansas State	3-0	N	30-20, 30-23, 30-25

Central Missouri State Kansas State leads 4-3

10-26-74	Kansas State	2-1		15-8, 5-15, 15-12
10-11-75	CMSU	2-0		15-2, 15-8
10-2-76	Kansas State	3-0		15-11, 15-6, 15-6
10-23-76	CMSU	2-1		11-15, 15-8, 15-7
10-22-77	Kansas State	3-2	A	7-15, 15-12, 15-3, 14-16, 15-11
10-10-78	Kansas State	3-1	H	12-15, 15-7, 15-8, 15-12
11-17-78	CMSU	2-1	N	15-10, 7-15, 15-3

Central Oklahoma Central Oklahoma leads 1-0

10-9-76	COU	2-1	N	9-15, 15-13, 15-11
---------	-----	-----	---	--------------------

Chicago State Kansas State leads 2-0

8-30-91	Kansas State	3-0	H	15-1, 15-2, 15-2
8-31-91	Kansas State	3-0	H	15-1, 15-5, 15-2

Colorado Colorado leads 26-23

10-25-86	Kansas State	3-0	N	15-5, 15-5, 15-3
10-10-87	Kansas State	3-0	A	15-6, 15-13, 15-10
10-16-87	Kansas State	3-1	H	15-9, 15-9, 11-15, 15-9
10-7-88	Colorado	3-0	H	15-7, 15-13, 15-7
11-4-88	Colorado	3-1	A	12-15, 15-4, 15-13, 15-8
10-13-89	Colorado	3-0	H	15-4, 15-6, 15-9
11-10-89	Colorado	3-0	A	15-3, 15-3, 15-7
10-19-90	Colorado	3-0	H	15-4, 15-9, 15-2
11-16-90	Colorado	3-0	A	15-12, 15-2, 17-15
10-19-91	Colorado	3-0	H	15-11, 15-5, 15-2
11-22-91	Colorado	3-0	A	15-11, 15-8, 15-5
11-17-92	Colorado	3-0	A	15-5, 15-6, 15-13
11-21-92	Colorado	3-1	H	15-5, 15-3, 10-15, 15-10
9-22-93	Colorado	3-0	A	15-3, 15-9, 15-6
10-23-93	Colorado	3-0	H	15-7, 15-2, 15-7
11-1-94	Colorado	3-0	A	15-6, 15-9, 15-6
11-19-94	Colorado	3-0	H	15-8, 15-10, 15-12
9-30-95	Kansas State	3-1	H	15-10, 15-11, 10-15, 15-4
11-18-95	Colorado	3-0	A	15-12, 15-8, 15-6
9-27-96	Kansas State	3-2	A	15-10, 4-15, 10-15, 15-10, 15-9
11-16-96	Colorado	3-1	H	16-14, 13-15, 15-3, 15-7
9-26-97	Colorado	3-1	H	15-12, 8-15, 15-12, 15-12
11-15-97	Colorado	3-0	A	15-9, 15-3, 16-14
11-7-98	Kansas State	3-1	A	15-11, 15-11, 14-16, 15-9
11-27-98	Colorado	3-1	H	15-13, 9-15, 16-14, 15-8
10-2-99	Kansas State	3-1	A	15-9,

Eastern Washington Kansas State leads 2-0

9-10-94	Kansas State	3-2	N	15-13, 5-15, 8-15, 15-2
9-12-97	Kansas State	3-0	N	15-6, 16-14, 15-10

Emporia State Kansas State leads 5-0-1

10-18-76	Kansas State	2-1		14-16, 15-7, 13-9
9-24-77	Tie	1-1	H	15-12, 13-15
9-24-77	Kansas State	2-0	H	15-9, 15-8
9-22-78	Kansas State	2-0	H	15-13, 15-8
10-2-79	Kansas State	3-0	H	15-11, 15-6, 15-8
9-11-81	Kansas State	2-0	H	15-8, 15-5

Florida Florida leads 4-0

9-12-98	Florida	3-1	A	15-10, 15-7, 13-15, 15-10
8-23-03	Florida	3-1	N	30-16, 30-26, 29-31, 30-22
9-9-04	Florida	3-2	N	15-30, 30-19, 26-30, 30-27, 15-13
12-2-05	Florida	3-0	A	30-21, 31-29, 30-25

Florida A&M Kansas State leads 2-0

12-1-05	Kansas State	3-1	N	27-30, 30-14, 30-27, 30-28
8-28-15	Kansas State	3-0	N	25-8, 25-11, 25-19

Florida Atlantic Kansas State leads 1-0

9-30-03	Kansas State	3-1	N	30-17, 30-27, 27-30, 30-21
---------	--------------	-----	---	----------------------------

Florida State Kansas State leads 2-1

9-29-03	Kansas State	3-0	A	30-19, 30-24, 30-20
9-9-05	Florida	3-0	H	30-24, 30-17, 30-22
9-10-10	Florida State	3-2	N	19-25, 25-19, 25-15, 20-25, 15-11

Florissant Florissant leads 1-0

10-8-77	Florissant	2-0	N	16-14, 15-10
---------	------------	-----	---	--------------

Fort Hays State Kansas State leads 9-5

10-4-74	Kansas State	2-0		15-10, 15-8
10-26-74	FHSU	2-0		15-9, 15-5
11-16-74	Kansas State	2-0		19-17, 13-9
10-10-75	FHSU	2-1		9-15, 15-1, 15-5
10-11-75	FHSU	2-0		15-10, 15-4
10-22-75	FHSU	2-0		15-12, 15-13
11-5-75	FHSU	2-1		15-5, 14-16, 15-6
10-6-76	Kansas State	2-0		15-11, 17-15
10-5-77	Kansas State	3-0	H	15-10, 15-2, 15-9
10-5-77	Kansas State	2-0	H	17-15, 15-3
9-19-78	Kansas State	2-0	H	15-5, 15-5
9-2-82	Kansas State	3-2	H	2-15, 15-11, 15-7, 11-15, 15-8
9-2-83	Kansas State	3-0	A	15-3, 15-5, 15-7
10-18-83	Kansas State	3-0	H	15-3, 15-8, 15-6

Fresno State Kansas State leads 2-0

8-25-06	Kansas State	3-1	A	30-27, 24-30, 31-29, 30-24
9-8-07	Kansas State	3-0	H	30-9, 30-19, 30-17

George Mason Kansas State leads 1-0

9-19-97	Kansas State	3-0	N	15-13, 15-11, 15-10
---------	--------------	-----	---	---------------------

Georgetown Kansas State leads 1-0

12-4-98	Kansas State	3-0	N	15-9, 15-6, 15-7
---------	--------------	-----	---	------------------

Georgia Southern Kansas State leads 1-0

9-2-11	Kansas State	3-0	H	25-19, 25-17, 25-15
--------	--------------	-----	---	---------------------

Georgia Tech Georgia Tech leads 3-2

9-14-02	Georgia Tech	3-1	N	28-30, 30-24, 30-26, 30-26
9-4-10	Kansas State	3-0	H	25-23, 25-18, 25-23
8-26-11	Georgia Tech	3-1	A	19-25, 25-15, 25-23, 27-25
9-5-16	Kansas State	3-2	H	25-22, 27-25, 22-25, 16-25, 15-12
9-8-17	Georgia Tech	3-2	A	25-19, 16-25, 25-21, 21-25, 14-16

Gonzaga Kansas State leads 1-0

9-1-00	Kansas State	3-0	N	15-6, 15-5, 15-4
--------	--------------	-----	---	------------------

Graceland Series Tied 4-4

10-19-74	Graceland	0-2		12-15, 11-13
11-23-74	Graceland	0-2		14-16, 11-15
10-15-75	Graceland	1-2		6-15, 15-13, 7-15
11-1-75	Graceland	0-2		3-15, 4-15
9-23-77	Kansas State	2-0	H	13-10, 15-9
9-24-77	Kansas State	2-0	H	15-9, 15-11
10-15-77	Kansas State	2-0	A	8-3, 12-7
10-15-77	Kansas State	2-0	A	15-0, 15-10

Green Bay Kansas State leads 3-0

8-29-14	Kansas State	3-0	A	25-20, 25-15, 25-23
9-4-15	Kansas State	3-0	H	25-16, 25-18, 25-14
9-14-18	Kansas State	3-1	N	25-21, 25-15, 23-25, 25-12

Harris-Stowe Kansas State leads 1-0

10-21-79	Kansas State	2-0	N	15-1, 15-9
----------	--------------	-----	---	------------

Hawaii Hawaii leads 5-3

8-31-97	Hawaii	3-0	A	15-5, 15-3, 15-8
8-31-01	Hawaii	3-2	A	19-30, 26-30, 30-24, 30-25, 15-8
8-22-03	Hawaii	3-0	A	30-26, 30-23, 30-23
8-31-07	Hawaii	3-1	A	34-32, 30-26, 25-30, 31-29
8-28-10	Hawaii	3-0	A	25-16, 25-23, 25-20
8-27-16	Kansas State	3-1	A	19-25, 30-28, 25-22, 25-20
8-25-18	Kansas State	3-0	A	25-21, 29-27, 25-20
8-26-18	Kansas State	3-0	A	25-21, 27-25, 25-19

Hofstra Kansas State leads 1-0

9-9-11	Kansas State	3-1	N	25-20, 25-12, 16-25, 25-16
--------	--------------	-----	---	----------------------------

Houston Kansas State leads 4-3

12-8-77	Houston	2-0	N	15-12, 15-8
10-12-79	Houston	2-0	A	15-4, 15-5
9-8-89	Houston	3-1	N	15-11, 15-13, 11-15, 15-11
9-8-01	Kansas State	3-1	H	23-30, 30-24, 30-20, 30-24
9-4-04	Kansas State	3-2	A	30-22, 25-30, 24-30, 30-25, 15-10
9-10-05	Kansas State	3-1	H	28-30, 30-26, 30-22, 30-22
8-28-07	Kansas State	3-0	H	30-18, 30-16, 30-23

Idaho Kansas State leads 2-1

9-17-83	Idaho	3-0	N	15-10, 15-7, 15-7
9-2-11	Kansas State	3-0	H	25-23, 25-19, 25-23
8-26-17	Kansas State	3-0	N	25-23, 25-18, 25-15

Illinois Kansas State leads 1-0

9-19-98	Kansas State	3-2	N	10-15, 15-3, 15-13, 16-18, 16-14
---------	--------------	-----	---	----------------------------------

Illinois-Chicago Kansas State leads 2-1

11-1-75	UIC	0-2		1-15, 4-15
11-17-85	Kansas State	3-1	N	15-3, 15-9, 14-16, 15-11
9-7-89	Kansas State	3-1	H	11-15, 15-10, 15-7, 15-7

Illinois State Illinois State leads 3-2

12-8-77	Illinois State	2-0	N	15-6, 15-2
9-30-78	Illinois State	2-0	N	15-9, 15-6
9-28-79	Illinois State	2-0	N	15-7, 15-4
8-29-97	Kansas State	3-1	N	15-10, 15-10, 15-17, 15-11
8-29-15	Kansas State	3-2	N	23-25, 25-21, 25-27, 25-12, 19-17

Indiana Indiana leads 1-0

9-23-88	Indiana	3-0	N	15-11, 15-9, 15-13
---------	---------	-----	---	--------------------

Indiana State Kansas State leads 1-0

9-19-80	Indiana State	2-1	N	16-14, 13-15, 15-3
---------	---------------	-----	---	--------------------

Iowa Iowa leads 4-2-1

10-18-74	Kansas State	2-0	H	15-10, 15-4
10-19-74	Tie	1-1	H	15-6, 10-15
10-25-75	Iowa	2-0	H	15-4, 15-8
9-24-76	Iowa	3-1	H	15-10, 15-11, 4-15, 15-10
9-16-89	Iowa	3-0	N	15-9, 15-7, 15-6
9-10-93	Iowa	3-0	A	15-12, 15-4, 15-8
9-21-96	Kansas State	3-0	N	15-6, 15-11, 15-11

Iowa State Iowa State leads 53-41

10-29-76	Kansas State	2-0	A	15-11, 15-8
10-28-77	Iowa State	2-1	N	9-15, 15-8, 15-13
9-23-78	Kansas State	2-0	H	15-3, 15-3
9-29-78	Kansas State	2-0	N	15-6, 15-1
10-27-78	Iowa State	2-1	N	6-15, 15-7, 16-14
9-8-79	Kansas State	2-1	H	15-7, 10-15, 16-14
9-28-79	Kansas State	2-0	N	15-13, 15-10
10-27-79	Iowa State	3-0	N	15-10, 15-6, 16-14
11-16-79	Kansas State	3-1	N	15-2, 17-15, 10-15, 15-9
9-13-80	Iowa State	2-1	H	15-7, 11-15, 15-8
9-27-80	Kansas State	2-1	N	15-7, 8-15, 15-11
10-24-80	Iowa State	2-0	N	15-11, 15-13
11-7-80	Iowa State	3-0	A	15-4, 15-9, 15-4
9-26-81	Iowa State	2-1	N	15-12, 3-15, 15-3
11-7-81	Iowa State	3-1	A	9-15, 15-1, 15-9, 15-3
11-13-81	Kansas State	3-2	H	4-15, 15-11, 9-15, 15-13, 15-1
10-16-82	Kansas State	2-0	N	15-6, 15-13
10-23-82	Kansas State	3-0	A	15-13, 15-13, 15-4
11-5-82	Iowa State	3-0	H	15-10, 15-11, 15-12
10-8-83	Iowa State	3-2	H	15-9, 15-13, 12-15, 11-15, 15-13
11-5-83	Iowa State	3-1	H	15-10, 15-2, 9-15, 15-11
11-18-83	Iowa State	3-2	A	15-11, 15-12, 5-15, 9-15, 15-8
9-28-84	Iowa State	3-1	A	15-13, 15-13, 11-15, 15-8
10-5-84	Iowa State	3-1	H	15-8, 15-10, 10-15, 15-6
11-3-84	Iowa State	3-0	A	15-4, 15-10, 15-2
10-18-85	Kansas State	3-0	H	15-9, 15-12, 15-10
11-1-85	Kansas State	3-0	A	15-6, 15-12, 15-13
11-22-85	Iowa State	3-1	N	15-11, 11-15, 15-12, 17-15
9-26-86	Iowa State	3-0	A	15-12, 15-3, 15-10
10-11-86	Kansas State	3-2	H	15-8, 15-12, 3-15, 15-15, 15-11
9-25-87	Iowa State	3-0	A	15-13, 15-11, 17-15
10-17-87	Iowa State	3-1	H	15-11, 14-16, 15-11, 15-10
9-30-88	Iowa State	3-2	A	15-12, 14-16, 6-15, 18-16, 15-9
10-14-88	Kansas State	3-1	H	17-15, 15-12, 15-15, 15-11
9-29-89	Iowa State	3-1	A	15-10, 15-11, 11-15, 15-7
10-20-89	Iowa State	3-2	H	15-9, 12-15, 15-8, 11-15, 15-9
10-5-90	Iowa State	3-2	A	15-4, 13-15, 15-6, 15-17, 15-7
11-2-90	Iowa State	3-0	H	15-10, 16-14, 15-12
10-4-91	Iowa State	3-0	H	15-4, 15-6, 15-7
11-2-91	Iowa State	3-0	A	15-7, 15-5, 15-8
10-3-92	Iowa State	3-0	A	17-15, 15-7, 15-11
10-14-92	Iowa State	3-1	H	8-15, 15-9, 15-6, 15-9
11-3-93	Iowa State	3-1	H	13-15, 15-12, 15-11, 15-4
11-20-93	Iowa State	3-0	A	15-7, 15-11, 16-14
10-19-94	Iowa State	3-0	A	15-4, 15-8, 15-7
11-9-94	Iowa State	3-0	H	15-10, 15-7, 15-12
10-4-95	Iowa State	3-2	A	5-15, 15-9, 12-15, 16-14, 15-12
10-25-95	Iowa State	3-2	H	5-15, 15-10, 12-15, 15-10, 15-13
10-18-96	Kansas State	3-0	H	15-8, 15-12, 15-10
11-30-96	Kansas State	3-0	A	15-12, 15-2, 15-11
10-17-97	Kansas State	3-0	A	15-7, 15-7, 15-6
11-29-97	Kansas State	3-0	H	15-4, 15-3, 15-8
10-9-98	Kansas State	3-0	A	15-2, 15-1, 15-10
11-14-98	Kansas State	3-0	H	15-9, 15-1, 15-4
9-29-99	Kansas State	3-0	H	15-2, 15-3, 15-6
11-6-99	Kansas State	3-0	A	16-14, 15-5, 15-10
9-13-00	Kansas State	3-0	A	15-6, 15-5, 15-9
10-21-00	Kansas State	3-0	H	15-2, 15-6, 15-1
10-10-01	Kansas State	3-1	A	30-16, 27-30, 30-24, 30-26
11-3-01	Kansas State	3-0	H	30-16, 30-26, 30-16
9-25-02	Kansas State	3-0	A	30-25, 30-24, 31-29
11-2-02	Kansas State	3-0	H	30-12, 30-19, 30-20
10-22-03	Kansas State	3-1	A	25-30, 30-20, 30-20, 30-19
11-5-03	Kansas State	3-0	H	30-18, 30-16, 30-17
10-2-04	Kansas State	3-2	H	30-22, 37-39, 30-32, 30-13, 15-9
11-3-04	Kansas State	3-1	A	30-26, 25-30, 30-20, 30-25
10-8-05	Kansas State	3-0	H	30-27, 30-19, 30-24
11-2-05	Kansas State	3-2	A	26-30, 30-27, 26-30, 30-19, 15-12
9-27-06	Iowa State	3-2	H	30-19, 21-30, 29-31, 30-26, 15-11
10-25-06	Iowa State	3-1	A	30-28, 30-25, 20-30, 30-25
10-13-07	Kansas State	3-0	A	30-24, 30-25, 30-27
10-27-07	Kansas State	3-1	H	30-24, 30-26, 20-30, 35-33
10-22-08	Iowa State	3-2	A	20-25, 25-14, 13-25, 25-21, 15-8
11-26-08	Iowa State	3-0	H	25-19, 25-17, 25-16
9-26-09	Iowa State	3-0	A	25-15, 25-22, 25-23
11-14-09	Iowa State	3-0	H	25-19, 25-19, 25-10
10-13-10	Iowa State	3-0	A	25-20, 25-22, 25-15
10-27-10	Iowa State	3-0	H	25-14, 30-28, 25-16
10-5-11	Iowa State	3-0	H	27-25, 25-21, 25-23
11-16-11	Iowa State	3-0	A	25-23, 25-21, 25-14
10-3-12	Kansas State	3-0	H	25-15, 27-25, 25-17
11-14-12	Iowa State	3-1	A	25-14, 23-25, 25-18, 25-17

11-17-93	Kansas	3-2	H	16-14, 9-15, 11-15, 15-6, 15-9
10-5-94	Kansas State	3-0	H	15-11, 15-12, 15-1
11-16-94	Kansas	3-2	A	8-15, 15-2, 2-15, 15-8, 15-13
10-14-95	Kansas State	3-0	A	15-12, 15-11, 15-12
11-8-95	Kansas State	3-0	H	15-12, 15-9, 15-5
10-2-96	Kansas State	3-0	H	15-13, 15-7, 15-2
11-6-96	Kansas State	3-1	A	15-7, 10-15, 15-4, 15-5
10-1-97	Kansas State	3-0	A	15-12, 15-10, 15-0
11-5-97	Kansas State	3-2	H	15-3, 15-17, 15-7, 9-15, 15-13
9-26-98	Kansas State	3-1	H	14-16, 15-3, 15-5, 15-10
10-30-98	Kansas State	3-0	A	15-13, 15-12, 15-4
10-13-99	Kansas State	3-1	H	15-11, 10-15, 15-8, 15-9
11-21-99	Kansas State	3-2	A	9-15, 15-10, 4-15, 15-10, 15-11
10-4-00	Kansas State	3-0	H	15-6, 17-15, 15-13
11-11-00	Kansas State	3-0	A	15-12, 15-8, 15-1
10-3-01	Kansas State	3-0	H	30-27, 30-21, 30-27
10-31-01	Kansas State	3-0	A	30-18, 30-21, 30-23
10-16-02	Kansas State	3-0	A	30-27, 30-25, 30-22
11-27-02	Kansas State	3-0	H	30-27, 30-27, 30-14
9-17-03	Kansas State	3-0	H	30-20, 30-24, 30-22
10-29-03	Kansas State	3-2	A	28-30, 28-30, 30-27, 30-22, 15-10
10-6-04	Kansas State	3-2	A	30-19, 23-30, 30-25, 22-30, 15-12
10-30-04	Kansas State	3-0	H	30-20, 30-19, 30-28
10-5-05	Kansas State	3-0	A	30-25, 30-24, 30-23
11-5-05	Kansas	3-1	H	28-30, 30-24, 30-21, 30-25
10-11-06	Kansas	3-1	A	26-30, 30-28, 30-28, 30-20
11-25-06	Kansas State	3-0	H	30-16, 30-14, 30-28
9-12-07	Kansas State	3-0	A	30-20, 30-21, 30-25
11-14-07	Kansas State	3-1	H	211-30, 30-26, 30-14, 30-26
10-1-08	Kansas State	3-2	A	22-25, 19-19, 25-18, 18-25, 15-9
11-1-08	Kansas State	3-1	H	25-17, 25-17, 23-25, 25-14
10-17-09	Kansas	3-0	H	25-21, 25-21, 25-22
11-11-09	Kansas	3-0	A	25-19, 25-19, 25-23
9-15-10	Kansas State	3-1	H	25-15, 25-20, 23-25, 31-29
11-24-10	Kansas State	3-2	A	25-23, 30-28, 21-25, 21-25, 15-6
10-19-11	Kansas State	3-1	A	19-25, 25-21, 25-20, 25-12
11-23-11	Kansas State	3-1	H	19-25, 25-18, 26-24, 28-26
10-17-12	Kansas	3-1	A	26-28, 25-15, 28-26, 25-20
11-7-12	Kansas	3-1	H	13-25, 28-26, 26-24, 27-25
10-2-13	Kansas	3-0	H	31-29, 26-24, 25-19
11-16-13	Kansas	3-1	A	19-25, 26-24, 25-14, 25-18
10-1-14	Kansas State	3-2	A	25-19, 23-25, 14-25, 25-22, 15-8
11-12-14	Kansas	3-0	H	25-22, 25-22, 25-21
9-23-15	Kansas	3-1	A	25-23, 19-25, 25-22, 25-21
11-25-15	Kansas	3-1	H	25-22, 25-27, 25-15, 25-16
10-12-16	Kansas	3-0	A	25-15, 25-20, 25-23
11-2-16	Kansas	3-2	H	25-18, 26-28, 25-22, 21-25, 15-11
9-24-17	Kansas	3-2	H	25-20, 21-25, 22-25, 25-15, 16-14
11-8-17	Kansas	3-1	A	14-25, 25-21, 25-15, 25-22
10-17-18	Kansas State	3-1	H	25-19, 23-25, 25-21, 27-25
11-14-18	Kansas State	3-2	A	22-25, 23-25, 25-12, 25-20, 15-9

Kansas State-Kansas Series Notes

K-State at home: 29-19*
K-State on the road: 30-16*
K-State at neutral sites: 4-8*
Fritz vs. KU: 21-15
Longest K-State win streak: 20 (1995-2005)
Longest K-State losing streak: 10 (1989-1993)
Last K-State win: 2018 (3-2)
Last K-State loss: 2017 (3-1)
Last K-State home win: 2018 (3-1)
Last K-State home loss: 2017 (3-2)
Last K-State road win: 2018 (3-2)
Last K-State road loss: 2017 (3-1)
Two Sets: 7-13-1
Three Sets: 31-13
Four Sets: 13-17
Five Sets: 14-9

Kansas City JC			Kansas City JC leads 1-0	
11-8-75	Kansas City JC	0-2		6-15, 4-15

Kentucky			Kentucky leads 2-0	
9-11-09	Kentucky	3-1	H	25-19, 21-25, 25-23, 25-15
9-12-10	Kentucky	3-2	A	19-25, 25-23, 25-16, 20-25, 15-8

Liberty			Kansas State leads 1-0	
12-12-08	Kansas State	3-1	H	25-10, 22-25, 25-22, 25-12

Lipscomb			Kansas State leads 2-0	
9-1-06	Kansas State	3-0	H	30-13, 30-19, 30-10
12-2-16	Kansas State	3-0	H	28-26, 25-15, 26-24

Long Beach State			LBSU leads 3-0	
9-15-89	LBSU	3-0	A	15-3, 15-5, 15-5
9-1-95	LBSU	3-1	A	10-15, 15-8, 15-5, 15-10
9-1-99	LBSU	3-0	A	15-12, 15-13, 15-12

Louisiana-Monroe			Kansas State leads 4-0	
10-25-85	Kansas State	2-0	N	15-10, 15-7
9-5-86	Kansas State	3-1	H	13-15, 15-11, 15-10, 15-6
9-19-87	Kansas State	3-0	N	15-3, 15-4, 15-8
9-18-93	Kansas State	3-0	H	15-9, 15-9, 15-2

Louisville			Kansas State leads 3-1	
10-4-86	Kansas State	3-0	N	15-8, 15-9, 15-7
12-2-99	Kansas State	3-0	N	15-1, 15-6, 15-10
9-1-07	Kansas State	3-0	N	30-27, 30-23, 30-16
8-27-11	Louisville	3-0	N	25-12, 25-21, 25-20

Loyola-Chicago			Kansas State leads 2-1	
9-13-92	Loyola-Chicago	3-1	A	15-5, 15-9, 13-15, 15-5
12-1-00	Kansas State	3-1	N	15-7, 15-4, 6-15, 15-9
9-10-16	Kansas State	3-0	H	25-19, 25-21, 25-14

Loyola Marymount			Kansas State leads 1-0	
9-3-10	Kansas State	3-0	H	25-21, 25-18, 25-21

LSU			Series tied 1-1	
11-5-93	LSU	3-0	A	15-9, 15-7, 15-8
9-13-03	Kansas State	3-0	H	30-15, 30-14, 30-14

Marquette			Series tied 1-1	
11-6-81	Kansas State	2-1	N	6-15, 16-14, 15-9
8-31-18	Marquette	3-0	N	25-22, 25-19, 25-22

Marshall			Kansas State leads 1-0	
9-12-14	Kansas State	3-1	N	25-27, 25-22, 27-25, 25-23

Maryland			Series Tied 1-1	
9-19-97	Maryland	3-1	A	15-7, 7-15, 15-0, 15-5
9-3-04	Kansas State	3-0	N	30-28, 30-20, 30-25

Marymount			Kansas State leads 2-0	
10-22-74	Kansas State	2-0		15-1, 15-5
9-18-78	Kansas State	3-0	N	15-11, 15-2, 15-12

Mayville State			Kansas State leads 1-0	
11-22-74	Kansas State	2-0		15-11, 15-3

Memphis			Kansas State leads 1-0-1	
10-20-79	Tied	1-1	N	15-7, 9-15
10-21-79	Kansas State	2-1	N	10-15, 15-4, 15-9

Miami (FL)			Series Tied 1-1	
8-29-15	Miami	2-3	A	25-21, 22-25, 25-20, 20-25, 15-10
9-9-16	Kansas State	3-0	H	25-19, 25-17, 25-23

Miami (Ohio)			Kansas State leads 1-0	
9-18-98	Kansas State	3-0	N	15-7, 15-8, 15-10

Michigan			Kansas State leads 4-2	
9-2-01	Kansas State	3-0	N	30-25, 30-22, 30-21
12-5-02	Kansas State	3-0	H	30-26, 30-25, 35-33
8-29-03	Kansas State	3-0	N	30-22, 30-25, 30-17
8-29-09	Michigan	3-1	N	25-19, 22-25, 25-15, 26-24
9-19-14	Kansas State	3-1	A	19-25, 25-17, 25-13, 25-10
9-2-16	Michigan	3-1	H	25-21, 24-26, 25-19, 25-22

Michigan State			Michigan State leads 2-1	
9-16-87	Kansas State	3-1	H	15-11, 8-15, 15-12, 17-15
9-12-92	MSU	3-2	N	15-11, 4-15, 15-7, 5-15, 15-11
9-14-02	MSU	3-1	N	31-29, 30-25, 22-30, 30-27

Middle Tennessee			Kansas State leads 2-0	
9-5-14	Kansas State	3-0	H	25-21, 25-15, 25-17
9-12-15	Kansas State	3-0	A	25-12, 25-22, 25-18

Minnesota			Minnesota leads 15-3	
11-22-74	Minnesota	2-0		15-4, 15-12
10-16-75	Minnesota	2-0		15-4, 15-11
11-17-77	Kansas State	2-0	N	15-8, 15-12
9-30-78	Minnesota	2-0	N	15-6, 15-12
11-16-78	Minnesota	2-0	N	15-6, 15-11
9-27-79	Kansas State	2-0	N	15-12, 15-11
9-28-79	Minnesota	2-0	N	15-8, 15-8
11-16-79	Minnesota	3-1	N	15-9, 15-7, 6-15, 15-9
9-27-80	Minnesota	2-0	N	15-7, 15-7
10-18-80	Minnesota	2-1	A	15-4, 15-17, 15-10
9-25-81	Minnesota	2-0	N	15-6, 15-9
10-10-81	Minnesota	3-1	N	15-10, 15-11, 15-17, 15-0
11-6-82	Minnesota	3-1	A	15-13, 15-15, 15-3, 15-13
9-8-90	Minnesota	3-1	N	8-15, 16-14, 15-6, 15-12
9-10-04	Minnesota	3-2	A	30-28, 26-30, 26-30, 30-27, 15-13
9-10-05	Minnesota	3-1	H	30-25, 30-22, 26-30, 30-25
8-28-09	Minnesota	3-2	N	25-19, 25-16, 29-31, 24-26, 15-11
9-14-12	Minnesota	3-2	N	13-25, 25-22, 16-25, 25-19, 15-7

Mississippi			Kansas State leads 2-1	
12-8-77	Kansas State	2-0	N	15-13, 15-4
9-10-88	Kansas State	3-1	N	15-9, 10-15, 15-8, 15-8
11-6-93	Mississippi	3-0	N	15-5, 15-8, 15-11

Mississippi State			Kansas State leads 1-0	
9-9-16	Kansas State	3-1	H	25-16, 24-26, 28-26, 25-16

Missouri			Kansas State leads 42-33	
11-22-74	Missouri	2-1		15-5, 14-16, 15-12
11-1-75	Missouri	2-0		15-8, 15-10
10-30-76	Missouri	2-1	N	3-15, 15-6, 15-4
10-28-77	Missouri	2-0	N	15-11, 15-6
11-5-77	Kansas State	2-0	N	15-8, 15-12
9-26-78	Kansas State	2-0	H	15-11, 16-14
10-27-78	Missouri	2-1	N	1-15, 15-7, 15-6
11-16-78	Kansas State	2-1	N	9-15, 15-6, 15-5
9-15-79	Kansas State	2-1	H	15-7, 11-15, 15-4
10-26-79	Missouri	2-0	N	15-13, 15-12
11-15-79	Kansas State	3-1	N	15-8, 15-5, 10-15, 15-12
10-25-80	Missouri	2-1	N	9-15, 15-4, 15-11
9-11-81	Missouri	2-0	H	15-10, 15-11
11-6-81	Missouri	2-0	N	15-13, 15-13
9-24-82	Missouri	3-1	H	15-7, 15-2, 10-15, 15-12
10-7-82	Missouri	3-0	A	17-15, 15-0, 16-14
10-12-83	Missouri	3-0	H	15-9, 15-9, 15-10
10-21-83	Missouri	3-0	A	17-15, 15-4, 15-6
10-9-84	Missouri	3-0	A	15-6, 15-3, 15-9
10-20-84	Missouri	3-1	H	15-3, 15-12, 2-15, 15-13
9-15-85	Missouri	3-2	A	15-9, 0-15, 15-10, 13-15, 15-2
11-15-85	Kansas State	3-0	H	15-10, 15-12, 15-10
9-6-86	Kansas State	3-1	H	15-7, 2-15, 15-13, 15-4
10-10-86	Missouri	3-2	H	12-15, 15-10, 15-10, 10-15, 15-7
11-12-86	Missouri	3-0	A	15-12, 15-13, 15-13
10-22-87	Kansas State	3-1	A	15-12,15-12,10-15,15-12
11-13-87	Missouri	3-2	H	6-15, 8-15, 15-13, 15-5, 16-14
10-12-88	Missouri	3-1	A	15-9, 11-15, 16-14, 15-14
11-11-88	Kansas State	3-1	H	4-15, 15-8, 15-13, 19-17
10-10-89	Kansas State	3-2	A	7-15, 8-15, 15-4, 15-10, 15-15
10-28-89	Kansas State	3-1	H	15-13, 15-8, 14-16, 15-9
10-20-90	Kansas State	3-0	H	15-11, 15-8, 15-5
11-13-90	Kansas State	3-2	A	15-4, 12-15, 10-15, 15-10, 15-9
10-24-91	Kansas State	3-1	A	8-15, 15-11, 15-3, 15-8
11-16-91	Missouri	3-2	H	11-15, 16-14, 14-16, 15-9, 15-10
10-7-92	Missouri	3-0	A	15-12, 15-12, 15-12
10-28-92	Missouri	3-0	H	15-9, 15-4, 15-7
10-20-93	Missouri	3-2	H	16-14, 12-15, 15-10, 12-15, 15-12
11-10-93	Missouri	3-0	A	15-8, 15-3, 15-8
8-8-94	Kansas State	3-1	A	17-17, 15-7, 15-10, 15-7
10-29-94	Kansas State	3-1	H	15-9,10-15, 15-5, 15-12
10-21-95	Kansas State	3-0	H	15-7, 15-5, 15-15
11-12-95	Kansas State	3-0	A	15-4, 15-7, 15-9
10-19-96	Kansas State	3-0	H	15-5, 15-8, 15-4
11-29-96	Kansas State	3-0	A	15-10, 15-5, 15-7
10-18-97	Kansas State	3-0	A	15-7, 16-14, 15-15

10-15-85	Nebraska	3-0	A	15-1, 15-8, 15-7
11-4-85	Nebraska	3-1	H	15-6, 15-8, 4-15, 16-14
10-22-86	Nebraska	3-0	H	15-1, 15-5, 15-6
11-4-86	Nebraska	3-0	A	15-5, 15-3, 15-5
10-13-87	Nebraska	3-0	A	15-3, 15-5, 15-10
11-3-87	Nebraska	3-1	H	15-7, 8-15, 15-7, 15-4
9-24-88	Nebraska	3-0	A	15-10, 15-10, 15-6
10-5-88	Nebraska	3-0	A	15-9, 15-11, 15-8
11-19-88	Nebraska	3-0	H	15-11, 15-10, 15-10
10-3-89	Nebraska	3-0	A	16-14, 15-6, 15-7
11-18-89	Nebraska	3-0	H	15-7, 15-3, 15-6
10-16-90	Nebraska	3-0	A	15-13, 15-3, 15-2
11-10-90	Nebraska	3-0	H	15-11, 15-9, 15-10
9-8-91	Nebraska	3-0	H	15-5, 15-2, 15-10
9-14-91	Nebraska	3-0	A	15-7, 15-7, 15-6
10-22-91	Nebraska	3-0	A	15-3, 15-9, 15-7
10-21-92	Nebraska	3-0	H	15-2, 15-4, 15-5
11-18-92	Nebraska	3-0	A	15-2, 15-6, 15-7
9-29-93	Nebraska	3-0	A	15-5, 15-7, 15-9
10-27-93	Nebraska	3-0	H	15-5, 15-5, 15-7
10-12-94	Nebraska	3-1	H	13-15, 15-2, 15-5, 15-6
11-2-94	Nebraska	3-0	A	15-8, 15-11, 15-3
10-11-95	Nebraska	3-0	H	15-4, 15-6, 15-8
11-1-95	Nebraska	3-0	A	15-4, 15-9, 15-5
9-28-96	Nebraska	3-2	A	9-15, 15-5, 9-15, 15-4, 15-11
11-15-96	Nebraska	3-1	H	15-12, 15-12, 7-15, 15-12
9-27-97	Nebraska	3-1	H	14-16, 15-7, 15-7, 15-11
11-14-97	Nebraska	3-0	A	15-11, 15-4, 16-14
11-6-98	Nebraska	3-0	A	15-8, 15-10, 16-14
11-28-98	Nebraska	3-0	H	15-3, 15-12, 15-7
9-22-99	Kansas State	3-2	A	9-15, 14-16, 18-16, 17-15, 17-15
10-30-99	Nebraska	3-0	H	15-9, 15-10, 15-6
10-18-00	Nebraska	3-0	A	15-9, 15-6, 15-8
11-25-00	Nebraska	3-2	H	15-10, 9-15, 14-16, 15-6, 15-12
10-1-01	Nebraska	3-0	H	30-28, 30-27, 30-20
10-27-01	Nebraska	3-0	A	30-24, 30-13, 30-23
12-1-01	Nebraska	3-1	H	30-25, 28-30, 30-26, 30-19
9-18-02	Nebraska	3-0	H	30-26, 30-16, 30-27
11-30-02	Nebraska	3-0	A	30-20, 30-21, 30-19
10-11-03	Kansas State	3-2	A	30-22, 30-26, 19-30, 23-30, 15-8
11-15-03	Kansas State	3-1	H	30-28, 29-31, 30-26, 30-25
10-13-04	Nebraska	3-1	H	28-30, 30-21, 30-25, 30-23
11-6-04	Nebraska	3-0	A	30-27, 30-24, 30-13
10-19-05	Nebraska	3-0	H	30-20, 30-17, 30-18
11-19-05	Nebraska	3-1	A	30-16, 32-34, 30-15, 30-26
10-4-06	Nebraska	3-0	A	30-17, 30-22, 30-17
10-28-06	Nebraska	3-0	H	30-21, 30-24, 30-22
10-3-07	Nebraska	3-0	A	30-16, 30-16, 30-25
11-3-07	Nebraska	3-2	H	24-30, 27-30, 32-30, 30-28, 15-10
9-17-08	Nebraska	3-1	H	25-18, 21-25, 25-22, 25-19
11-8-08	Nebraska	3-0	A	25-23, 25-22, 25-17
10-10-09	Nebraska	3-0	A	25-13, 25-19, 25-18
11-25-09	Nebraska	3-0	H	32-30, 26-24, 25-22
10-16-10	Nebraska	3-0	H	25-19, 25-21, 25-18
11-10-10	Nebraska	3-0	A	25-9, 27-25, 25-23
12-2-11	Kansas State	3-2	A	25-22, 22-25, 31-29, 22-25, 15-11
9-15-17	Nebraska	3-0	N	25-22, 25-11, 25-16

Kansas State-Nebraska Series Notes

K-State at home: 1-38
K-State on the road: 3-34
K-State at neutral sites: 0-7
Fritz vs. Nebraska: 3-20

Nebraska JV	Series tied 1-1
11-13-76 Nebraska JV	2-0 A
11-4-78 Kansas State	2-0 N

Nebraska-Kearney	UNK leads 4-1
10-4-74 UNK	2-1
11-21-74 UNK	2-1
10-10-75 UNK	2-0
10-15-75 UNK	2-0
9-14-79 Kansas State	2-0 H

Nebraska Wesleyan	Kansas State leads 1-0
11-10-79 Kansas State	2-0 N

New Mexico	New Mexico leads 1-0
8-31-89 UNM	3-0 H

New Mexico State	New Mexico State leads 1-0
9-20-86 NMSU	3-0 A

New Orleans	Kansas State leads 1-0
9-3-94 Kansas State	3-1 H

North Carolina	North Carolina leads 1-0
10-2-94 UNC	3-2 N

UNC Charlotte	Kansas State leads 1-0
9-11-99 Kansas State	3-1 N

North Carolina State	Kansas State leads 1-0
8-31-96 Kansas State	3-1 N

North Dakota	Kansas State leads 1-0
10-15-77 Kansas State	2-0 N

North Dakota State	Kansas State leads 4-0
9-13-80 Kansas State	2-0 H
9-12-81 Kansas State	2-0 H
9-11-82 Kansas State	2-1 H
9-16-04 Kansas State	3-0 H

North Florida	Kansas State leads 1-0
9-7-17 Kansas State	3-1 N

North Texas	Kansas State leads 3-1
10-13-79 NTSU	2-0 N
9-29-84 Kansas State	3-2 N
8-25-07 Kansas State	3-0 N
9-7-18 Kansas State	3-0 H

NE Illinois	Kansas State leads 2-1
10-11-92 NE Illinois	3-1 H
10-9-93 Kansas State	3-1 N
9-22-95 Kansas State	3-0 H

Northern Colorado	Northern Colorado leads 2-1-1
9-22-78 Tied	1-1 H
9-23-78 NCU	2-0 H
9-15-79 NCU	2-0 H
10-15-82 Kansas State	2-1 N

Northern Illinois	Kansas State leads 4-0
9-9-83 Kansas State	2-1 H
9-20-85 Kansas State	3-2 N
9-9-88 Kansas State	3-1 A
9-10-88 Kansas State	3-0 A

Northern Iowa	Kansas State leads 7-4-1
9-24-77 Kansas State	2-0 H
11-17-78 UNI	2-1 N
10-20-79 Kansas State	2-0 N
9-11-81 Tied	1-1 H
9-4-91 UNI	3-0 A
10-23-92 UNI	3-1 H
9-11-04 Kansas State	3-0 N
8-8-06 Kansas State	3-1 A
9-7-07 Kansas State	3-0 H
9-12-08 Kansas State	3-0 H
11-28-12 UNI	3-0 N
9-16-17 Kansas State	3-2 N

NW Missouri State	Kansas State leads 2-0
10-23-76 Kansas State	2-0
9-23-78 Kansas State	2-0 H

Northwestern	Northwestern leads 3-1
9-21-85 Northwestern	3-1 A
9-6-86 Northwestern	3-1 H
8-30-96 Kansas State	3-1 A
9-12-98 Northwestern	3-2 N

Notre Dame	Kansas State leads 1-0
9-9-06 Kansas State	3-0 N

Oakland	Kansas State Leads 1-0
8-25-12 Kansas State	3-0 H

Ohio	Kansas State leads 2-0
9-2-94 Kansas State	3-2 H
12-5-03 Kansas State	3-0 H

Ohio State	Ohio State leads 5-1
10-13-79 Kansas State	2-0 N
9-19-86 Ohio State	3-0 N
9-15-90 Ohio State	3-0 A
9-18-92 Ohio State	3-0 A
9-7-96 Ohio State	3-0 N
12-3-16 Ohio State	3-2 H

Oklahoma	Oklahoma leads 55-34-1
10-4-75 Oklahoma	2-0
11-8-75 Tied	1-1
10-29-76 Oklahoma	2-0 N
10-28-77 Kansas State	2-0 A
11-12-77 Oklahoma	2-0 N
11-12-77 Oklahoma	1-0 N
10-28-78 Kansas State	2-0 N
11-11-78 Oklahoma	2-1 A
10-26-79 Oklahoma	2-0 N
9-26-80 Oklahoma	2-0 N
10-24-80 Oklahoma	2-0 N
10-9-81 Oklahoma	3-1 N
11-14-81 Kansas State	2-0 H
9-16-82 Oklahoma	3-0 A
10-22-82 Kansas State	3-2 H
11-19-82 Oklahoma	3-1 N
10-1-83 Oklahoma	3-0 A
10-14-83 Kansas State	2-0 N
10-28-83 Oklahoma	3-1 H
9-29-84 Oklahoma	3-1 A
11-1-84 Oklahoma	3-1 H
11-16-84 Oklahoma	3-1 A
10-4-85 Oklahoma	3-2 H
10-24-85 Oklahoma	3-1 A
10-31-86 Oklahoma	3-2 H
11-7-86 Oklahoma	3-1 A
10-29-87 Oklahoma	3-0 A
11-15-87 Oklahoma	3-0 H
10-21-88 Oklahoma	3-2 A
11-12-88 Oklahoma	3-1 H
10-5-89 Oklahoma	3-1 A
10-21-89 Oklahoma	3-1 H
9-28-90 Oklahoma	3-1 H
10-27-90 Kansas State	3-1 A
9-27-91 Oklahoma	3-0 A
10-26-91 Oklahoma	3-1 H
10-10-92 Oklahoma	3-0 H
11-7-92 Oklahoma	3-0 A
10-16-93 Oklahoma	3-0 A
11-13-93 Oklahoma	3-0 H
10-22-94 Oklahoma	3-2 H
11-12-94 Oklahoma	3-0 A
10-7-95 Oklahoma	3-1 A
10-28-95 Oklahoma	3-0 H
10-4-96 Kansas State	3-0 H
11-9-96 Kansas State	3-0 A
10-4-97 Oklahoma	3-2 A
11-7-97 Oklahoma	3-2 H
9-25-98 Kansas State	3-0 H
10-31-98 Oklahoma	3-1 A
10-23-99 Kansas State	3-1 A
11-24-99 Kansas State	3-1 H
10-7-00 Kansas State	3-0 A
11-15-00 Kansas State	3-0 H
9-19-01 Kansas State	3-0 H
10-19-01 Kansas State	3-0 A
10-9-02 Kansas State	3-0 A
11-20-02 Kansas State	3-0 H

9-27-03 Kansas State	3-0 H	30-14, 30-27, 30-18
11-19-03 Kansas State	3-0 A	30-15, 30-22, 30-24
9-29-04 Kansas State	3-1 A	30-22, 30-20, 27-30, 30-22
11-17-04 Kansas State	3-0 H	30-17, 30-16, 30-22
9-14-05 Kansas State	3-0 A	30-22, 30-25, 30-26
11-26-05 Kansas State	3-0 H	30-17, 30-25, 30-28
10-14-06 Oklahoma	3-2 H	27-30, 30-21, 21-30, 30-27, 15-8
11-11-06 Oklahoma	3-0 A	30-24, 30-24, 30-17
9-19-07 Oklahoma	3-2 H	16-30, 30-28, 30-26, 16-30, 15-13
10-19-07 Oklahoma	3-1 A	30-27, 30-25, 26-30, 30-28
10-11-08 Kansas State	3-2 A	18-25, 22-25, 26-24, 25-20, 15-9
11-5-08 Kansas State	3-1 H	25-20, 16-25, 25-23, 25-20
9-16-09 Oklahoma	3-1 H	26-24, 24-26, 25-21, 25-15
10-31-09 Oklahoma	3-1 A	29-31, 25-20, 25-21, 25-17
10-6-10 Oklahoma	3-0 H	25-22, 25-23, 25-21
11-20-10 Oklahoma	3-1 A	25-18, 18-25, 25-16, 25-19
10-22-11 Oklahoma	3-1 A	25-20, 20-25, 25-22, 25-21
11-9-11 Kansas State	3-2 H	18-25, 25-23, 16-25, 25-21, 15-2
9-19-12 Oklahoma	3-0 A	27-25, 25-19, 25-21
11-24-12 Oklahoma	3-1 H	25-22, 16-25, 26-24, 25-14
10-12-13 Oklahoma	3-1 A	25-22, 20-25, 25-19, 25-19
11-3-13 Kansas State	3-0 H	25-22, 29-27, 25-22
10-22-14 Kansas State	3-0 H	25-14, 25-19, 26-24
11-26-14 Oklahoma	3-1 A	26-24, 26-24, 20-25, 25-23
10-16-15 Kansas State	3-0 A	25-16, 25-21, 25-19
11-11-15 Kansas State	3-2 H	25-23, 29-27, 21-25, 23-25, 15-11
10-15-16 Kansas State	3-1 A	13-25, 25-19, 25-21, 28-26
11-16-16 Kansas State	3-1 H	23-25, 25-18, 25-15, 25-21
9-20-17 Kansas State	3-2 A	19-25, 25-16, 25-11, 15-25, 15-18
11-18-17 Kansas State	3-0 H	25-22, 25-22, 25-14
9-21-18 Oklahoma	3-0 A	25-19, 25-19, 25-21
10-24-18 Oklahoma	3-1 H	25-23, 25-17, 23-25, 25-19

Kansas State-Oklahoma Series Notes

K-State at home: 18-20*
K-State on the road: 14-26*
K-State at neutral sites: 2-8*
Fritz vs. OU: 21-15
Longest K-State win streak: 14 (1999-2005)
Longest K-State losing streak: 15 (1983-1990)
Last K-State win: 2017 (3-0)
Last K-State loss: 2018 (3-1)
Last K-State home win: 2017 (3-0)
Last K-State home loss: 2018 (3-1)
Last K-State road win: 2017 (3-2)
Last K-State road loss: 2018 (3-0)
Two Sets: 4-7
Three Sets: 18-16
Four Sets: 7-24
Five Sets: 5-8

Oklahoma City	Kansas State leads 2-0
9-17-82 Kansas State	3-1 A
9-30-83 Kansas State	3-0 A

Oklahoma State	Kansas State leads 10-1
10-26-74 OSU	2-0
10-8-76 Kansas State	2-1 A
10-30-76 Kansas State	2-0 N
10-28-77 Kansas State	2-0 N
11-12-77 Kansas State	2-0 N
10-27-78 Kansas State	2-0 N
11-11-78 Kansas State	2-0 N
11-11-78 Kansas State	2-0 N
9-15-79 Kansas State	2-0 H
9-22-79 Kansas State	2-0 N
10-24-80 Kansas State	2-1 N

Omaha	Kansas State leads 11-6
10-25-75 UNO	2-0
10-28-75 UNO	2-0
9-24-76 UNO	3-1
10-12-76 UNO	3-2
10-26-76 UNO	3-0
11-13-76 Kansas State	2-0 N
9-30-77 Kansas State	2-0 H
10-26-77 Kansas State	2-1 A
11-17-77 Kansas State	2-0 N
10-13-78 Kansas State	3-1 H
11-4-78 Kansas State	2-0 N
11-16-78 Kansas State	2-0 N
9-12-80 Kansas State	2-0 H
10-7-80 UNO	2-0 A
9-22-12 Kansas State	3-0 H
9-14-17 Kansas State	3-1 A
9-8-18 Kansas State	3-0 H

Oregon State		Oregon State leads 3-2	
9-4-93	OSU 3-0 H	15-10, 15-6, 15-6	
9-9-94	OSU 3-0 A	15-4, 15-7, 15-1	
8-25-12	Kansas State 3-2 H	26-24, 23-25, 23-25, 25-23, 15-8	
8-26-17	OSU 3-0 A	25-18, 25-19, 25-20	
9-7-18	Kansas State 3-1 H	20-25, 25-22, 25-23, 25-22	

Pacific		Kansas State leads 2-0	
10-27-06	Kansas State 3-0 N	30-21, 30-20, 30-24	
8-25-17	Kansas State 3-1 N	15-25, 28-26, 25-13, 31-29	

Penn State		Penn State leads 2-0	
11-11-99	PSU 3-0 A	15-5, 15-9, 15-10	
12-12-03	PSU 3-1 N	12-30, 30-27, 30-21, 31-29	

Pepperdine		Pepperdine leads 2-1	
12-1-95	Pepperdine 3-1 N	15-7, 15-6, 7-15, 15-11	
12-2-00	Kansas State 3-1 A	19-17, 15-13, 10-15, 15-3	
12-9-11	Pepperdine 3-0 N	25-18, 25-12, 25-23	

Pittsburg State		Kansas State leads 2-0	
10-18-76	Kansas State 2-0 H	15-5, 15-7	
9-18-79	Kansas State 2-1 H	15-10, 12-15, 15-1	

Pittsburgh		Kansas State leads 1-0	
9-11-98	Kansas State 3-0 N	15-3, 15-10, 15-9	

Portland		Kansas State leads 4-1	
9-12-91	Portland 3-0 H	15-11, 15-7, 15-10	
9-10-94	Kansas State 3-0 N	15-9, 15-12, 15-11	
9-5-08	Kansas State 3-0 A	25-15, 25-15, 28-26	
12-12-09	Kansas State 3-2 H	25-19, 25-17, 20-25, 23-25, 15-5	
8-30-13	Kansas State 3-2 N	24-26, 25-19, 25-23, 19-25, 15-11	

Principia		Principia leads 1-0	
10-6-78	Principia 2-0 N	15-3, 15-10	

Purdue		Purdue leads 3-1	
9-12-87	Purdue 3-2 N	15-12, 10-15, 15-9, 17-19, 17-15	
9-9-95	Kansas State 3-0 N	15-8, 16-14, 15-12	
8-30-08	Purdue 3-1 A	25-23, 22-25, 25-23, 25-18	
9-12-09	Purdue 3-2 H	26-24, 22-25, 25-15, 20-25, 15-12	

Regis		Regis leads 1-0	
10-18-92	Regis 3-1 A	15-8, 15-12, 9-15, 15-9	

Rhode Island		Series tied 1-1	
12-2-95	URI 3-2 N	10-15, 15-6, 15-9, 2-15, 15-13	
9-2-00	Kansas State 3-0 N	15-2, 15-1, 15-2	

Rice		Kansas State leads 5-0	
9-19-92	Kansas State 3-2 N	6-15, 6-15, 15-10, 15-8, 15-9	
9-23-95	Kansas State 3-1 H	15-1, 15-13, 10-15, 15-5	
12-2-95	Kansas State 3-1 N	7-15, 15-8, 15-11, 15-11	
8-31-96	Kansas State 3-1 N	15-6, 11-15, 15-12, 15-13	
9-6-96	Kansas State 3-0 A	15-7, 15-6, 15-13	

St. Cloud State		Kansas State leads 2-0	
11-17-77	Kansas State 3-1 N	13-15, 15-5, 15-9, 15-7	
10-18-80	Kansas State 2-0 N	15-8, 15-5	

St. Francis		Kansas State leads 1-0	
10-12-91	Kansas State 3-0 N	15-8, 15-8, 15-12	

Saint Louis		Kansas State leads 8-0	
8-8-77	Kansas State 2-0 A	15-9, 15-10	
11-7-81	Kansas State 2-0 N	15-9, 17-15	
9-20-84	Kansas State 3-0 A	15-4, 15-2, 15-4	
9-19-85	Kansas State 3-0 A	15-4, 15-8, 15-6	
9-5-92	Kansas State 3-0 H	15-9, 15-8, 15-7	
8-27-05	Kansas State 3-0 N	30-22, 30-18, 30-21	
9-21-13	Kansas State 3-1 N	25-19, 25-11, 20-25, 29-27	
9-1-18	Kansas State 3-1 N	25-18, 25-19, 20-25, 25-19	

Saint Mary's (CA)		Kansas State leads 2-0	
9-17-11	Kansas State 3-1 A	25-21, 22-25, 25-20, 25-14	
9-6-12	Kansas State 3-0 H	25-20, 25-18, 27-25	

Sacramento State		Kansas State leads 1-0	
9-15-11	Kansas State 3-1 N	17-25, 25-22, 25-20, 25-11	

San Diego		San Diego leads 2-0	
12-4-97	San Diego 3-1 N	11-15, 15-10, 15-7, 15-6	
8-29-10	San Diego 3-1 N	22-25, 25-16, 25-22, 25-15	

San Francisco		Kansas State leads 1-0	
8-30-97	Kansas State 3-0 N	15-8, 15-7, 15-12	

Santa Clara		Santa Clara leads 3-0	
8-26-06	Santa Clara 3-0 N	30-23, 32-30, 30-23	
12-5-08	Santa Clara 3-2 N	25-22, 25-20, 19-25, 16-25, 15-13	
9-12-13	Santa Clara 3-0 N	25-18, 25-17, 25-17	

Seattle		Kansas State leads 1-0	
9-12-15	Kansas State 3-0 N	25-22, 25-20, 25-23	

Sherbrooke		Sherbrooke leads 1-0	
10-29-93	Sherbrooke 3-2 N	15-9, 13-15, 13-15, 15-13, 15-10	

Siena		Kansas State leads 1-0	
9-7-13	Kansas State 3-0 H	25-11, 25-20, 25-15	

Simpson		Kansas State leads 2-0	
10-15-77	Kansas State 2-0 N	15-4, 15-1	
11-8-80	Kansas State 3-1 N	15-6, 13-15, 15-2, 15-7	

South Carolina		Series tied 1-1	
9-13-96	Kansas State 3-0 H	15-7, 15-7, 15-5	
9-20-97	USC 3-2 N	15-8, 3-15, 13-15, 15-13, 15-11	

South Dakota		Kansas State leads 4-0	
9-9-83	Kansas State 2-0 H	15-5, 15-3	
9-8-09	Kansas State 3-1 H	25-22, 25-15, 23-25, 25-14	
9-1-10	Kansas State 3-1 H	22-25, 25-19, 25-18, 25-19	
8-30-14	Kansas State 3-0 N	25-9, 25-20, 25-16	

South Dakota State		Kansas State leads 4-0	
11-21-74	Kansas State 2-1 N	14-16, 15-10, 15-3	
9-21-05	Kansas State 3-0 H	30-18, 30-18, 30-26	
9-10-11	Kansas State 3-0 N	25-18, 25-21, 25-15	
9-16-14	Kansas State 3-0 H	25-18, 25-18, 25-17	

South Florida		Kansas State leads 2-1	
9-13-02	South Florida 3-1 A	24-30, 30-25, 30-24, 30-28	
8-27-03	Kansas State 3-0 H	30-15, 30-18, 30-21	
9-6-08	Kansas State 3-1 N	25-13, 23-25, 25-18, 25-18	

SE Louisiana		Kansas State leads 1-0	
9-15-95	Kansas State 3-1 N	15-11, 11-15, 15-8, 15-9	

SE Missouri State		Kansas State leads 3-0	
10-6-78	Kansas State 2-0 N	15-5, 15-5	
9-22-79	Kansas State 2-0 N	15-6, 15-5	
9-6-13	Kansas State 3-0 H	25-23, 25-17, 25-15	

Southern Illinois		Series tied 2-2	
10-9-82	SIU 3-1 N	11-15, 15-9, 15-3, 15-12	
9-21-85	SIU 3-1 N	10-15, 17-15, 15-12, 15-5	
9-6-13	Kansas State 3-0 H	25-13, 25-18, 25-17	
9-12-14	Kansas State 3-0 A	25-22, 25-19, 25-16	

Southern Mississippi		Kansas State leads 2-0	
9-16-95	Kansas State 3-0 N	15-8, 15-12, 15-10	
9-17-16	Kansas State 3-1 N	25-23, 25-18, 23-25, 25-15	

Stephen F. Austin		Kansas State leads 2-1	
9-10-89	Kansas State 3-0 H	15-6, 15-12, 16-14	
9-3-94	Kansas State 3-0 H	15-11, 15-6, 15-11	
9-16-95	SFA 3-1 A	15-10, 11-15, 16-14, 15-4	

Syracuse		Kansas State leads 2-1	
9-4-99	Kansas State 3-0 A	15-6, 16-14, 15-7	
9-1-12	Kansas State 3-0 N	25-17, 25-14, 25-16	
9-1-17	Syracuse 3-1 H	17-25, 25-18, 25-22, 25-18	

Tabors		Kansas State leads 6-0	
10-11-74	Kansas State 2-0	15-1, 15-2	
10-11-74	Kansas State 2-0	15-3, 15-1	
10-22-74	Kansas State 2-0	15-10, 15-5	
11-11-75	Kansas State 2-0	15-7, 14-12	
9-22-76	Kansas State 3-2	15-6, 13-15, 15-1, 7-15, 15-8	
9-18-78	Kansas State 3-1 H	13-15, 15-7, 15-11, 15-5	

TCU		Kansas State leads 8-6	
10-13-12	Kansas State 3-0 A	25-20, 25-18, 25-19	
11-10-12	Kansas State 3-0 H	25-17, 25-16, 26-24	
10-5-13	Kansas State 3-2 H	25-20, 21-25, 21-25, 25-21, 15-7	
11-27-13	TCU 3-0 A	25-23, 25-21, 25-22	
10-15-14	Kansas State 3-0 A	25-18, 25-21, 25-21	
11-22-14	Kansas State 3-0 H	27-25, 25-14, 27-25	
10-3-15	TCU 3-2 A	25-23, 25-19, 21-25, 17-25, 15-9	
10-31-15	Kansas State 3-1 H	25-23, 25-17, 21-25, 25-22	
10-8-16	Kansas State 3-1 H	33-31, 21-25, 25-18, 25-15	
11-9-16	TCU 3-0 A	25-20, 25-12, 25-22	
10-4-17	TCU 3-1 A	28-30, 25-17, 31-29, 25-21	
11-11-17	TCU 3-2 H	22-25, 25-14, 25-20, 17-25, 16-14	
9-29-18	TCU 3-1 H	25-22, 18-25, 25-12, 25-22	
11-21-18	Kansas State 3-1 A	25-27, 25-23, 25-21, 25-21	

Kansas State-TCU Series Notes
K-State at home: 5-2
K-State on the road: 3-4
Fritz vs. TCU: 8-6
Longest K-State win streak: 3 (2012-13)
Longest K-State losing streak: 8 (2016-18)
Last K-State win: 2018 (3-1)
Last K-State loss: 2018 (3-1)
Last K-State home win: 2016 (3-1)
Last K-State home loss: 2018 (3-1)
Last K-State road win: 2018 (3-1)
Last K-State road loss: 2017 (3-1)
Three Sets: 4-2
Four Sets: 3-2
Five Sets: 1-2

Tennessee		Tennessee leads 1-0	
10-17-81	Tennessee 2-0 N	15-6, 15-5	

Tennessee State		Kansas State leads 2-0	
8-29-08	Kansas State 3-0 N	25-14, 25-18, 25-16	
9-3-16	Kansas State 3-0 H	25-17, 25-6, 25-22	

Tennessee Tech		Kansas State leads 1-0	
8-27-11	Kansas State 3-0 N	25-19, 25-17, 25-16	

Texas				Texas leads 41-7
10-9-81	Texas	3-1	A	15-9, 11-15, 15-0, 15-3
10-16-81	Texas	2-0	N	15-4, 15-5
10-26-96	Texas	3-0	A	15-4, 15-8, 15-11
11-22-96	Texas	3-0	H	15-8, 15-2, 15-13
10-25-97	Texas	3-0	H	15-13, 15-11, 15-8
11-21-97	Texas	3-1	A	15-6, 15-10, 15-7
10-2-98	Texas	3-1	A	9-15, 15-9, 15-13, 15-11
10-23-98	Texas	3-1	H	15-9, 15-7, 13-15, 16-14
10-9-99	Kansas State	3-1	A	22-20, 15-9, 11-15, 15-9
11-10-99	Kansas State	3-0	H	15-8, 15-7, 15-6
9-27-00	Kansas State	3-0	H	16-14, 15-10, 15-10
11-4-00	Kansas State	3-2	A	11-15, 12-15, 15-11, 15-8, 15-10
9-29-01	Kansas State	3-1	H	30-28, 25-30, 30-26, 34-32
11-7-01	Kansas State	3-1	A	30-22, 30-13, 27-30, 30-26
9-28-02	Texas	3-0	H	30-27, 30-26, 30-16
11-23-02	Texas	3-1	A	24-30, 30-20, 30-22, 30-25
10-15-03	Kansas State	3-2	H	19-30, 30-24, 30-20, 30-25, 16-14
11-29-03	Texas	3-1	A	35-33, 30-28, 23-30, 30-25
10-9-04	Texas	3-0	H	30-24, 32-30, 30-23
10-23-04	Texas	3-0	A	30-27, 30-25, 30-23
9-28-05	Texas	3-0	H	30-23, 30-23, 30-28
10-22-05	Texas	3-1	A	30-25, 24-30, 30-27, 30-21
9-30-06	Texas	3-2	A	28-30, 25-30, 30-26, 30-16, 15-10
11-15-06	Texas	3-1	H	30-26, 30-22, 23-30, 30-26
10-6-07	Texas	3-2	H	30-26, 25-30, 30-27, 22-30, 15-9
11-24-07	Texas	3-0	A	30-25, 30-18, 30-26
10-4-08	Texas	3-0	A	25-20, 25-21, 25-16
11-15-08	Texas	3-2	H	30-28, 25-21, 22-25, 22-25, 15-9

11-9-05	Kansas State	3-0	A	30-21, 25-30, 30-21, 30-17
10-18-06	Kansas State	3-1	H	30-22, 24-30, 32-30, 30-19
11-22-06	Kansas State	3-1	A	29-31, 30-24, 30-21, 30-18
10-17-07	Kansas State	3-0	H	30-22, 30-15, 30-14
10-31-07	Kansas State	3-0	A	30-14, 30-19, 30-22
10-18-08	Kansas State	3-0	H	25-18, 25-12, 25-17
11-29-08	Kansas State	3-0	A	25-18, 25-18, 25-20
11-8-09	Kansas State	3-1	H	25-17, 25-17, 18-25, 25-13
11-28-09	Kansas State	3-1	A	31-29, 25-13, 16-25, 25-22
9-18-10	Kansas State	3-0	A	25-17, 25-19, 25-23
11-3-10	Kansas State	3-1	H	20-25, 25-23, 25-20, 25-15
10-8-11	Kansas State	3-0	A	25-22, 25-16, 25-19
11-19-11	Kansas State	3-1	H	25-22, 25-18, 23-25, 25-21
10-20-12	Kansas State	3-2	H	25-13, 25-14, 20-25, 23-25, 15-9
11-17-12	Texas Tech	3-1	A	25-20, 15-25, 25-22, 25-23
10-19-13	Kansas State	3-0	H	25-19, 25-19, 25-22
11-6-13	Texas Tech	3-1	A	25-20, 21-25, 27-25, 25-13
10-4-14	Kansas State	3-0	A	27-25, 25-18, 25-22
11-1-14	Kansas State	3-2	H	23-25, 17-25, 25-23, 30-28, 15-7
10-24-15	Kansas State	3-0	A	25-20, 26-24, 25-19
11-7-15	Kansas State	3-0	H	25-14, 25-18, 25-20
10-5-16	Kansas State	3-0	A	25-18, 25-19, 25-20
11-26-16	Kansas State	3-0	H	25-16, 25-21, 25-17
10-7-17	Kansas State	3-2	H	25-15, 23-25, 17-25, 25-18, 15-11
10-28-17	Texas Tech	3-2	A	25-18, 17-25, 17-25, 25-23, 15-12
10-3-18	Texas Tech	3-2	A	25-27, 25-20, 19-25, 25-21, 15-11
11-17-18	Texas Tech	3-1	H	21-25, 25-22, 26-24, 25-15

Kansas State-Texas Tech Series Notes

K-State at home: 21-2
K-State on the road: 14-9
K-State at neutral sites: 2-2
Fritz vs. Tech: 29-7
Longest K-State win streak: 15 (2005-2012)
Longest K-State losing streak: 3 (2017-pres.)
Last K-State win: 2017 (3-2)
Last K-State loss: 2018 (3-1)
Last K-State home win: 2017 (3-2)
Last K-State home loss: 2018 (3-1)
Last K-State road win: 2016 (3-0)
Last K-State road loss: 2018 (3-2)
Two Sets: 2-1
Three Sets: 18-0
Four Sets: 10-6
Five Sets: 7-6

Texas Wesleyan		Kansas State leads 1-0		
10-8-76	Kansas State	2-0	N	15-8, 15-8

Toledo		Kansas State leads 2-1		
9-14-90	Kansas State	3-0	N	15-13, 15-7, 15-12
9-4-92	Toledo	3-1	H	15-11, 12-15, 15-12, 15-7
10-4-99	Kansas State	3-0	N	15-10, 15-13, 15-9

Tulane		Kansas State leads 1-0		
9-20-80	Kansas State	2-1	N	7-15, 15-3, 15-12

Tulsa		Kansas State leads 25-2		
11-9-74	Tulsa	2-0		15-4, 15-4
10-4-75	Kansas State	2-0		15-7, 15-2
10-9-76	Kansas State	2-1	N	16-18, 15-9, 15-3
11-12-77	Kansas State	2-0	N	15-8, 15-10
11-11-78	Kansas State	2-0	N	15-6, 15-4
10-15-82	Kansas State	2-0	N	15-4, 15-7
10-15-83	Kansas State	2-0	N	16-14, 15-4
10-13-84	Kansas State	3-2	N	11-15, 12-15, 15-7, 15-10, 15-7
11-9-84	Kansas State	3-1	H	12-15, 15-11, 15-4, 15-12
11-10-84	Kansas State	3-0	H	15-10, 15-4, 15-11
11-10-85	Kansas State	3-0	N	15-2, 15-4, 15-6
11-16-85	Kansas State	3-1	N	15-13, 4-15, 15-12, 15-8
10-25-86	Kansas State	3-1	N	7-15, 15-11, 15-4, 15-4
9-19-87	Kansas State	3-1	N	15-3, 15-7, 6-15, 15-7
10-31-87	Kansas State	3-0	N	15-7, 16-14, 15-4
10-22-88	Kansas State	3-0	A	15-9, 15-3, 15-8
9-2-89	Kansas State	3-1	H	13-15, 15-8, 15-4, 15-11
10-4-89	Kansas State	3-0	A	15-10, 15-10, 15-3
9-1-90	Kansas State	3-0	H	15-12, 15-13, 15-3
10-26-90	Kansas State	3-2	A	15-6, 13-15, 14-16, 15-10, 15-13
9-7-91	Kansas State	3-1	H	15-10, 15-9, 7-15, 15-5
9-26-91	Tulsa	3-0	A	15-7, 15-11, 15-5
11-8-92	Kansas State	3-1	A	15-11, 15-6, 8-15, 15-7
9-3-93	Kansas State	3-2	H	12-15, 15-8, 12-15, 15-11, 15-9
11-30-07	Kansas State	3-0	H	30-24, 30-20, 30-23
9-13-12	Kansas State	3-0	A	25-19, 25-22, 25-18
9-10-13	Kansas State	3-1	H	14-25, 25-23, 25-22, 25-16

UC Irvine		Kansas State leads 2-1		
9-28-84	UC-Irvine	3-0	N	16-14, 15-7, 15-11
9-4-08	Kansas State	3-1	N	27-29, 25-15, 25-23, 25-22
8-24-12	Kansas State	3-0	H	25-10, 25-18, 25-12

UC Santa Barbara		UC Santa Barbara leads 1-0		
9-16-89	UCSB	3-0	N	15-11, 15-7, 15-6

UCF		Kansas State leads 2-0		
10-10-81	Kansas State	3-2	N	15-13, 10-15, 15-11, 4-15, 15-7
9-6-14	Kansas State	3-0	H	25-18, 25-23, 26-24

UCLA		UCLA leads 4-0		
9-13-91	UCLA	3-1	N	15-6, 15-4, 14-16, 15-4
9-1-01	UCLA	3-1	N	30-25, 25-30, 30-25, 30-16
9-2-07	UCLA	3-1	N	30-20, 30-25, 19-30, 30-27
8-27-10	UCLA	3-0	N	26-24, 25-18, 25-19

UMKC		Kansas State leads 32-3		
10-15-74	Kansas State	2-1		15-6, 9-15, 15-9
9-28-76	UMKC	2-1		15-3, 11-15, 15-10
10-6-76	UMKC	2-0		15-9, 15-13
9-23-77	Kansas State	2-0	H	16-14, 15-8
10-15-77	UMKC	2-1	N	15-10, 3-15, 15-12
11-3-77	Kansas State	2-0	A	15-10, 15-4
9-26-78	Kansas State	2-1	H	11-15, 15-12, 15-8
10-20-79	Kansas State	2-0	N	15-13, 15-7
9-11-81	Kansas State	2-0	H	15-9, 15-4
9-10-82	Kansas State	2-0	H	15-6, 15-13
10-22-83	Kansas State	3-0	A	15-5, 15-12, 16-14
9-2-87	Kansas State	3-0	H	15-0, 15-1, 15-1
10-31-87	Kansas State	3-0	N	15-0, 15-0, 15-0 (forfeit)

8-31-88	Kansas State	3-0	A	15-8, 15-3 15-7
9-20-88	Kansas State	3-0	H	15-13, 15-5, 15-2
9-26-89	Kansas State	3-1	H	15-13, 15-15, 15-9
10-25-89	Kansas State	3-1	A	14-16, 15-10, 15-13, 15-9
9-4-90	Kansas State	3-0	A	15-4, 15-9, 15-13
10-12-90	Kansas State	3-0	H	15-10, 15-3, 15-7
9-23-91	Kansas State	3-0	A	15-6, 15-4, 15-12
10-5-91	Kansas State	3-0	H	15-12, 15-0, 15-6
10-31-92	Kansas State	3-0	H	15-5, 15-8, 15-11
9-17-93	Kansas State	3-1	H	4-15, 15-10, 15-9
10-1-93	Kansas State	3-0	A	15-13, 15-11, 15-5
9-18-94	Kansas State	3-0	H	15-4, 15-7, 15-10
10-26-94	Kansas State	3-0	A	15-12, 15-9, 15-0
9-27-95	Kansas State	3-0	H	15-6, 15-3, 15-2
9-13-96	Kansas State	3-0	H	15-6, 15-1, 15-5
9-7-98	Kansas State	3-0	H	15-7, 15-10, 15-4
9-9-03	Kansas State	3-0	H	30-9, 30-12, 30-14
9-1-09	Kansas State	3-1	H	25-13, 16-25, 25-14, 25-16
9-28-10	Kansas State	3-2	H	25-23, 20-25, 22-25, 15-11, 15-10
9-16-16	Kansas State	3-1	N	25-18, 25-16, 25-27, 25-17
12-12-17	Kansas State	3-1	H	21-25, 25-11, 25-18, 25-18
9-11-18	Kansas State	3-0	A	25-20, 25-16, 25-22

UNLV		Kansas State leads 2-0		
8-31-13	Kansas State	3-2	A	25-27, 25-19, 25-19, 21-25, 15-13
9-5-15	Kansas State	3-0	H	25-20, 25-17, 25-22

USC		USC leads 2-0		
12-8-77	USC	2-0	N	15-1, 15-1
12-3-04	USC	3-0	A	30-19, 30-25, 30-19

Utah		Kansas State leads 1-0		
12-5-14	Utah	3-0	N	25-16, 25-16, 25-17

Utah State		Kansas State leads 5-0		
9-2-95	Kansas State	3-0	N	15-4, 15-11, 15-5
9-1-00	Kansas State	3-2	N	11-15, 15-11, 15-4, 15-17, 15-7
9-6-03	Kansas State	3-1	N	30-22, 30-26, 20-30, 30-28
9-2-05	Kansas State	3-2	N	30-28, 24-30, 31-29, 28-30, 15-8
9-8-12	Kansas State	3-0	H	25-22, 25-23, 25-18

Utah Valley		Kansas State leads 1-0		
9-16-11	Kansas State	3-0	N	25-14, 25-20, 25-16

Valparaiso		Kansas State leads 2-0		
9-22-84	Kansas State	3-0	N	15-3, 15-4, 15-10
9-28-95	Kansas State	3-1	H	15-5, 17-19, 15-12, 15-3

VCU		Kansas State leads 2-0		
9-10-10	Kansas State	3-0	N	25-18, 30-28, 26-24
9-11-15	Kansas State	3-1	N	25-17, 19-25, 25-10, 25-18

Virginia Tech		Kansas State leads 2-0		
9-23-94	Kansas State	3-0	N	15-11, 15-12, 15-7
9-9-00	Kansas State	3-0	H	15-2, 15-4, 15-7

Washburn		Kansas State leads 5-0		
10-9-74	Kansas State	2-0		15-8, 15-7
10-22-74	Kansas State	2-1		5-15, 15-7, 15-7
9-27-77	Kansas State	3-0	H	15-10, 15-6, 15-6
9-17-81	Kansas State	2-0	H	15-1, 15-4
10-11-91	Kansas State	3-1	N	15-12, 9-15, 15-4, 15-8

Washington		Kansas State leads 1-0		
9-16-83	Kansas State	3-1	N	16-14, 12-15, 15-8, 15-10

Washington State		Washington State leads 4-1		
9-11-93	WSU	3-0	N	15-11, 15-5, 15-4
12-8-96	WSU	3-0	A	15-6, 16-14, 15-12
9-2-00	WSU	3-2	A	7-15, 15-9, 14-16, 15-13, 15-5
9-9-01	Kansas State	3-0	H	30-27, 30-15, 30-21
12-6-02	WSU	3-1	H	30-22, 21-30, 30-22, 31-29

Waterloo		Waterloo leads 1-0		
9-29-78	Waterloo	2-0	N	16-14, 15-6

Weber State		Kansas State leads 2-0		
9-3-99	Kansas State	3-0	N	15-3, 15-10, 15-7
9-4-09	Kansas State	3-0	N	25-22, 25-22, 25-17

West Texas State		Series Tied 2-2		
9-19-80	WTSU	2-1	N	16-14, 16-18, 15-8
10-15-83	Kansas State	2-0	N	15-11, 15-11
10-12-84	WTSU	3-0	N	15-5, 15-3, 15-7
10-25-85	Kansas State	2-0	N	15-4, 15-4

West Virginia				Kansas State leads 9-5
9-27-12	Kansas State	3-0	H	25-8, 25-19, 25-17
10-24-12	Kansas State	3-0	A	25-15, 25-16, 25-19
9-27-13	West Virginia	3-1	A	25-16, 18-25, 25-22, 25-22
11-9-13	Kansas State	3-0	H	25-13, 25-15, 25-14
10-25-14	Kansas State	3-2	A	27-29, 25-23, 25-21, 23-25, 15-12
11-29-14	West Virginia	3-2	H	25-20, 25-21, 14-25, 21-25, 15-13
10-10-15	Kansas State	3-0	H	25-20, 25-20, 25-23
10-28-15	Kansas State	3-0	A	25-17, 25-20, 25-25
10-22-16	Kansas State	3-2	H	25-12, 21-25, 26-24, 20-25, 15-8
11-9-16	Kansas State	3-2	A	26-24, 25-19, 22-25, 22-25, 15-10
10-21-17	West Virginia	3-2	A	16-25, 25-19, 25-22, 19-25, 15-11
11-22-17	West Virginia	3-0	H	25-22, 27-25, 25-18
9-26-18	West Virginia	3-0	A	25-21, 25-15, 25-17
11-3-18	Kansas State	3-0	H	25-12, 25-17, 25-23

MISCELLANEOUS STREAKS

Most Matches/Single Season

- AIAW – 68 (1977)
- NCAA – 35 (1996, 2003)

Fewest Matches/Single Season

- 26 (1990)

Most Sets/Single Season

- 126 (2003, 2011)

Fewest Sets/Single Season

- 93 (1990)

Most Matches Won/Single Season

- AIAW – 49 (1977)
- NCAA – 30 (2003)

Most Matches Lost/Single Season

- AIAW – 36 (1975)
- NCAA – 25 (1993)

Highest Winning Pct./Single Season

- .857 [30-5] (2003)

Most Consecutive Matches Won

- AIAW – 13 (Sep. 24 - Oct. 8, 1977)
- NCAA – 16 (Sep. 24 - Nov. 26, 2003)

Most Consecutive Matches Lost

- AIAW – 32 (Oct. 4 - Nov. 8, 1975)
- NCAA – 16 (Oct. 9 - Nov. 20, 1993)

Longest Streak Without Losing A Match

- 19 (Sept. 17 - Oct. 8, 1977)

Longest Streak Without Winning A Match

- 36 (Oct. 4 - Nov. 8, 1975)

Most Consecutive Sets Won

- 23 (Aug. 25 - Sept. 13, 2012)

Most Consecutive Sets Lost

- 25 (Oct. 6 - Nov. 3, 2010)

HOME/AWAY/NEUTRAL

Most Home Matches/Single Season

- Won – 16 (2003)
- Lost – 10 (1992, 1993)

Most Road Matches/Single Season

- Won – 13 (1977)
- Lost – 12 (1993)

Most Neutral Matches/Single Season

- Won – 22 (1977)
- Lost – 14 (1977)

Most Consecutive Home Matches Won

- 21 (Sep. 9, 2003 - Oct. 9, 2004)

Most Consecutive Road Matches Won

- 11 (Oct. 28 - Nov. 11, 1978)

CONFERENCE

Most Conference Matches/Single Season

- Won – 18 (2003)
- Lost – 16 (2006)

Most Consecutive Conference Matches

- Won – 16 (Sep. 27 - Nov. 26, 2003)
- Lost – 30 (Oct. 26, 1991 - Oct. 1, 1994)

Most Consecutive Conference Sets

- Won – 16 (Oct. 30 - Nov. 20, 2002)
- Lost – 25 (Oct. 6 - Nov. 3, 2010)

POINTS

Most Points/Set

- 39, vs. Missouri, Oct. 23, 2002

Fewest Points Allowed/Set

- 0 (12 times)
Last: at Kansas, Oct. 1, 1997

Fewest Points Allowed/Set (Rally Scoring)

- 6 (2 times)
Last: vs. Tennessee State, Sept. 3, 2016

Most Points Scored/Match

- Three-Set Match – 100
vs. Missouri, Oct. 23, 2002
[31-29, 30-27, 39-37]
- Four-Set Match – 119, 3 times
at Texas Tech, Nov. 22, 2006
[29-31, 30-24, 30-21, 30-18]
- Five-Set Match – 138
at Colorado, Nov. 1, 2006
[27-30, 37-35, 33-31, 23-30, 15-12]

Fewest Points Allowed/Match

- Three-Set Match – 2
vs. UMKC, Sept. 2, 1987
[15-0, 15-1, 15-1]
- Four-Set Match – 23
vs. Wichita State, Oct. 11, 1977
[15-1, 13-15, 15-7, 15-0]
- Five-Set Match – 45, three times
at Missouri, Oct. 10, 1989
[7-15, 8-15, 15-4, 15-10, 15-1]

Fewest Points Allowed/Match (Rally Scoring)

- Three-Set Match – 35
vs. UMKC, Sept. 9, 2003
[30-9, 30-12, 30-14]
- Four-Set Match – 68
vs. UMKC, Sept. 1, 2009
[25-13, 16-25, 25-14, 25-16]
- Five-Set Match – 86
vs. Texas Tech, Oct. 20, 2012
[25-13, 25-14, 20-25, 23-25, 15-9]

Fewest Points Allowed/Conference Match

- 8, vs. Oklahoma, Nov. 15, 2000
[15-1, 15-2, 15-5]

Fewest Points Allowed/Conference Match (Rally Scoring)

- 44, vs. West Virginia, Sept. 27, 2012
[25-8, 25-19, 25-17]

Fewest Points Scored/Match

- 4, vs. Nebraska, Oct. 26, 1977
[0-15, 1-15, 3-15]

Fewest Points Scored/Match (Rally Scoring)

- 40, at Texas, Nov. 18, 2009
[13-25, 10-25, 17-25]

SETS

THREE SETS

Most Three-Set Matches/Single Season

- 21 (2x - 1996, 2002)

Most Three-Set Matches/Single Season

- Won – 18 (2x - 2002, 2003)
- Lost – 16 (1993)

FOUR SETS

Most Four-Set Matches/Single Season

- 14 - 2016

Most Four-Set Matches/Single Season

- Won – 11 (2016)
- Lost – 8 (1992)

FIVE SETS

Most Five-Set Matches/Single Season

- 10 (2017)

Most Consecutive Five-Set Matches

- 4 (Oct. 26-Nov. 9, 2011)

Most Five-Set Matches/Single Season

- Won – 8 (2011)
- Lost – 7 (2006, 2017)

QUICK FACTS

Name.....Ahearn Field House
 Dedicated.....December 9, 1950
 Seating Capacity.....5,000
 Seasons.....Entering 45th
 All-Time Home Rec. .378-188-5 (.666)
 1974-79.....42-8-4 (.815)
 1980-89.....72-51-1 (.585)
 1990-99.....75-53 (.586)
 2000-09.....109-36 (.752)
 2010-18.....80-40 (.667)
 Record last 10 years.....87-48 (.644)
 Winning Seasons.....33
 Losing Seasons.....7
 .500 Seasons.....2

Longest Winning Streak.....21
 Sept. 9, 2003 - Oct. 9, 2004

Longest Losing Streak.....7
 Oct. 13 - Nov. 17, 1983

Most Wins, Season.....16
 2003

Most Losses, Season.....10
 1992, 1993

HOME RECORD BY COACH

BY WIN PCT...

COACH	RECORD
Ron Spies.....14-2-1 (.853) 1979 (1 season)	
Jim McLaughlin.....40-11 (.784) 1997-2000 (4 seasons)	
Jim Moore.....29-10 (.744) 1994-96 (3 seasons)	
Suzie Fritz.....177-75 (.702) 2001-Current (18 seasons)	
Scott Nelson.....77-56-1 (.578) 1980-1990 (11 seasons)	
Patti Hagemeyer.....13-28 (.317) 1991-93 (3 seasons)	
Mary Phyl Dwight.....28-6-3 (.797)* 1975-78 (4 seasons)	
Ann Heider.....N/A* 1974 (1 season)	

BY WINS...

COACH	RECORD
Suzie Fritz.....177-75 (.702) 2001-Current (18 seasons)	
Scott Nelson.....77-56-1 (.578) 1980-1990 (11 seasons)	
Jim McLaughlin.....40-11 (.784) 1997-2000 (4 seasons)	
Jim Moore.....29-10 (.744) 1994-96 (3 seasons)	
Mary Phyl Dwight.....28-6-3 (.797)* 1975-78 (4 seasons)	
Ron Spies.....14-2-1 (.853) 1979 (1 season)	
Patti Hagemeyer.....13-28 (.317) 1991-93 (3 seasons)	
Ann Heider.....N/A* 1974 (1 season)	

*Incomplete records for 1974-76

TEAM RECORDS

MOST KILLS/MATCH

- 3 Sets.....81
vs. Kansas, Oct. 4, 2000
- 4 Sets.....108
vs. CS-Northridge, Dec. 6, 1996
- 5 Sets.....97
vs. Nebraska, Nov. 25, 2000

MOST TOTAL ATTACKS/MATCH

- 3 Sets.....186
vs. Kansas, Oct. 4, 2000
- 4 Sets.....262
vs. CS-Northridge, Dec. 6, 1996
- 5 Sets.....259
vs. Nebraska, Nov. 25, 2000

HIGHEST HITTING PCT./MATCH

- 3 Sets......638
vs. UMKC, Sept. 2, 1987
- 4 Sets......420
vs. Mississippi St., Sept. 9, 2016
- 5 Sets......338
vs. Drake, Sept. 15, 1984

MOST ASSISTS/MATCH

- 3 Sets.....76
vs. Kansas, Oct. 4, 2000
- 4 Sets.....95
vs. CS-Northridge, Dec. 6, 1996
- 5 Sets.....87
vs. Nebraska, Nov. 25, 2000

MOST SERVICE ACES/MATCH

- 3 Sets.....18
vs. UMKC, Sept. 9, 2003
- 4 Sets.....23
vs. Tulsa, Sept. 19, 1987
- 5 Sets.....20
vs. Iowa State, Oct. 8, 1983

MOST DIGS/MATCH

- 3 Sets.....79
vs. Wichita St., Sept. 22, 1995
- 4 Sets.....117
vs. Kansas, Oct. 10, 1990
- 5 Sets.....115
vs. Kansas, Nov. 20, 1987

MOST TOTAL BLOCKS/MATCH

- 3 Sets.....16
vs. Missouri St., Sept. 5, 2012
- 4 Sets.....21.5
vs. Texas, Sept. 29, 2001
- 5 Sets.....20.5
vs. Oklahoma, Oct. 4, 1985

INDIVIDUAL RECORDS

MOST KILLS/MATCH

- 3 Sets.....Liz Wegner, 34
vs. Colorado, Oct. 11, 2000
- 4 Sets.....Kathy Saxton, 35
vs. Toledo, Sept. 4, 1992
- 5 Sets.....Shawnee Call, 33
vs. Kansas, Sept. 30, 1987

MOST TOTAL ATTACKS/MATCH

- 3 Sets.....Liz Wegner, 66
vs. Kansas, Oct. 4, 2000
- 4 Sets.....Dawn Cady, 86
vs. Baylor, Oct. 20, 1999
- 5 Sets.....Liz Wegner, 82
vs. Texas A&M, Oct. 14, 2000

HIGHEST HITTING PCT./MATCH

- 3 Sets.....Helen Bundy, .917
vs. Bethel, Sept. 18, 1984
- 4 Sets.....Kelsey Chipman, .706
vs. Bakersfield, Sept. 8, 2008
- 5 Sets.....Renee Whitney, .706
vs. North Texas, Sept. 29, 1984

MOST ASSISTS/MATCH

- 3 Sets.....Disney Bronnenberg, 68
vs. Colorado, Oct. 11, 2000
- 4 Sets.....Devon Rynning, 88
vs. CS-Northridge, Dec. 4, 1996
- 5 Sets.....Disney Bronnenberg, 86
vs. Nebraska, Nov. 25, 2000

MOST SERVICE ACES/MATCH

- 3 Sets.....2x, Last: Kristi Jacquart, 8
vs. UMKC, Sept. 20, 1988
- 4 Sets.....2x, Lynda Harshbarger, 9
vs. Mississippi, Sept. 10, 1988
- 5 Sets.....Sharon Ridley, 7
vs. Iowa State, Oct. 8, 1983

MOST DIGS/MATCH

- 3 Sets.....22, 3x
Last: Laura Downey-Wallace
vs. Texas A&M, Nov. 26, 2003
- 4 Sets.....Kersten Kober, 32
vs. KU, Nov. 25, 2015
- 5 Sets.....Lauren Mathewson, 41
vs. Texas A&M, Nov. 4, 2009

MOST BLOCK SOLOS/MATCH

- 3 Sets.....Valerie Kastens, 4
vs. Nebraska, Nov. 19, 1988
- 4 Sets.....Jill Dugan, 5
vs. Iowa State, Oct. 14, 1992
- 5 Sets.....Shawnee Call, 8
vs. Wichita State, Oct. 24, 1986

MOST BLOCK ASSISTS/MATCH

- 3 Sets.....Jill Dugan, 11
vs. Kansas, Oct. 5, 1994
- 4 Sets.....Val Wieck, 13
vs. Colorado, Oct. 27, 1998
- 5 Sets.....2x, Last: Kate DeClerk, 11
vs. Oklahoma, Oct. 22, 1994

YEAR-BY-YEAR

Year	Record	Att.	Avg.
1974	N/A	---	---
1975	N/A	---	---
1976	N/A	---	---
1977	14-3-1	---	---
1978	14-3-2	---	---
1979	14-2-1	---	---
1980	4-5	---	---
1981	9-8-1	---	---
1982	7-4	---	---
1983	8-6	---	---
1984	9-5	---	---
1985	9-3	---	---
1986	7-5	---	---
1987	6-4	---	---
1988	7-3	---	---
1989	6-8	---	---
1990	5-5	---	---
1991	5-8	---	---
1992	4-10	---	---
1993	4-10	3,104	222
1994	7-4	5,191	472
1995	10-3	13,421	1,032
1996	12-3	20,576	1,372
1997	10-4	22,205	1,586
1998	10-3	19,595	1,507
1999	8-3	21,381	1,944
2000	12-1	19,447	1,496
2001	13-2	28,160	1,877
2002	11-3	10,901	779
2003	16-0	31,223	1,951
2004	10-3	18,892	1,453
2005	10-5	17,958	1,197
2006	7-4	11,244	803
2007	12-4	19,959	1,247
2008	11-3	21,189	1,514
2009	7-8	27,032	1,802
2010	8-7	29,232	1,949
2011	10-3	18,655	1,555
2012	12-3	27,343	1,823
2013	10-2	26,573	2,214
2014	9-4	30,759	2,366
2015	9-2	22,362	2,033
2016	13-4	36,063	2,121
2017	3-9	20,183	1,682
2018	6-6	16,134	1,345

TOP 25 HOME CROWDS

Rk	Opponent	Date	Att.
1.	Nebraska	11/15/03	5,287
2.	Nebraska	11/25/00	5,225
3.	Nebraska	10/30/99	5,122
4.	Nebraska	9/27/97	5,035
5.	Kansas	10/13/99	5,011
6.	Nebraska	11/15/96	4,958
7.	Texas A&M	11/17/01	4,889
8.	Kansas	9/26/98	4,568
9.	Texas A&M	10/16/99	4,505
10.	Kansas	10/2/96	4,327
11.	Kansas	11/8/95	4,271
12.	Colorado	10/18/03	4,218
13.	Texas	10/18/14	3,927
13.	Missouri	9/25/10	3,695
14.	Nebraska	10/1/01	3,612
15.	Texas	10/1/16	3,469
16.	Kansas	9/24/17	3,325
17.	Colorado St.	9/13/03	3,323
18.	Nebraska	11/3/07	3,254
19.	Kansas	11/25/15	3,247
20.	Kansas	9/15/10	3,160
21.	Texas Tech	10/19/13	3,113
22.	Nebraska	10/19/05	3,107
23.	Kansas	10/2/13	3,046
24.	Texas	10/6/12	3,044
25.	Kansas	10/17/09	3,030

TEAM RECORDS

MOST KILLS/MATCH

• 3 Sets	75
Nebraska, Nov. 14, 1997	
• 4 Sets	100
Colorado, Nov. 27, 1998	
• 5 Sets	100
Missouri, Oct. 20, 1998	

MOST ATTACK ERRORS/MATCH

• 3 Sets	40
Missouri, Nov. 6, 2002	
• 4 Sets	55
Colorado, Nov. 7, 1998	
• 5 Sets	50
Nebraska, Sept. 22, 1999	

MOST TOTAL ATTACKS/MATCH

• 3 Sets	178
Nebraska, Nov. 14, 1997	
• 4 Sets	254
Colorado, Nov. 7, 1998	
• 5 Sets	271
Nebraska, Sept. 22, 1999	

HIGHEST HITTING PCT./MATCH

• 3 Sets538
Long Beach State, Sept. 15, 1989	
• 4 Sets449
at Texas, Nov. 19, 2016	
• 5 Sets342
Kansas, Sept. 24, 2017	

MOST ASSISTS/MATCH

• 3 Sets	66
Arkansas, Sept. 17, 1998	
• 4 Sets	90
Colorado, Nov. 27, 1998	
• 5 Sets	93
Illinois, Sept. 19, 1998	

MOST SERVICE ACES/MATCH

• 3 Sets	15
Nebraska, Sept. 28, 1983	
• 4 Sets	2x, 18
Last: Oklahoma, Sept. 28, 1984	
• 5 Sets	30
Iowa State, Oct. 8, 1983	

MOST SERVICE ERRORS/MATCH

• 3 Sets	20
Toledo, Sept. 10, 1997	
• 4 Sets	2x, 21
Toledo, Sept. 4, 1992	
Colorado, Nov. 16, 1996	
• 5 Sets	29
Wisconsin, Sept. 8, 1995	

MOST DIGS/MATCH

• 3 Sets	84
Baylor, 11/28/15	
• 4 Sets	110
2x, Last: Kansas, 11/25/15	
• 5 Sets	115
Purdue, Sept. 12, 1987	

MOST TOTAL BLOCKS/MATCH

• 3 Sets	21.5
Brigham Young, Dec. 5, 1998	
• 4 Sets	24.0
Texas, Oct. 23, 1998	
• 5 Sets	25.0
Nebraska, Sept. 22, 1999	

INDIVIDUAL RECORDS

MOST KILLS/MATCH

• 3 Sets	25
Mira Topic (Texas), Oct. 9, 2004	
• 4 Sets	35
Nancy Ma, CS-Northridge; Dec. 4, 1996	
• 5 Sets	40
Patrice Arrington (Oklahoma), Oct. 4, 1997	

MOST TOTAL ATTACKS/MATCH

• 3 Sets	54
Mary-Kate Marshall (Oregon St.), Aug. 26, 2017	
• 4 Sets	85
Nancy Ma (CS-Northridge), Dec. 4, 1996	
• 5 Sets	93
Kelly Johnson (Texas Tech), Oct. 30, 2002	

HIGHEST HITTING PCT./MATCH

Minimum 10 attacks

• 3 Sets800
Jing Ding (Louisville), Dec. 2, 1999	
• 4 Sets714
Camryn Freiberg (Baylor), Oct. 14, 2017	
• 5 Sets733
Sylvie Roberge (Colorado), Nov. 3, 1999	

MOST ASSISTS/MATCH

• 3 Sets	58
Ning Zhao (Arkansas), Sept. 17, 1998	
• 4 Sets	77
Carolyn Kittell (Oklahoma), Oct. 31, 1998	
• 5 Sets	85
Melissa Beitz (Illinois), Sept. 19, 1998	

MOST SERVICE ACES/MATCH

• 3 Sets	2x, 7
Last: Gloria Holcomb (Oklahoma) Nov. 7, 1992	
• 4 Sets	8
Amy Bonderer (Iowa State), Nov. 5, 1983	
• 5 Sets	2x, 10
Last: Amy Bonderer (Iowa State), Oct. 8, 1983	

MOST DIGS/MATCH

• 3 Sets	28
Caitlin Nolan (Iowa St), 10/7/15	
• 4 Sets	36
Cassie Wait (Kansas), 11/25/15	
• 5 Sets	35
Shannon Ridgeway (Kansas), Nov. 20, 1987	

MOST SOLO BLOCKS/MATCH

• 3 Sets	3x, 5
Last: Naaron Branson (Missouri), Sept. 30, 2000	
• 4 Sets	2x, 6
Last: Nona Saldana (Wichita State), Oct. 15, 1994	
• 5 Sets	6
Amy Badalich (Tulsa), Oct. 26, 1990	

MOST BLOCK ASSISTS/MATCH

• 3 Sets	12
Nina Puikkonen (BYU), Dec. 5, 1998	
• 4 Sets	15
Summer Jennings (Colorado St.), Dec. 3, 1999	
• 5 Sets	2x; 13
Last: Mia Swanegan (WVU), Oct. 22, 2016	

MOST SETS PLAYED/CAREER

Rk	Player	Years	SP
1.	Angie Lastra	2004-07	465
2.	Lauren Mathewson	2007-10	464
3.	Kim Zschau	1995-98	457
4.	Katie Brand	2013-16	447
5.	Caitlyn Donahue	2009-12	446
6.	Kelle Branting	1997-00	445
7.	Val Wieck	1995-98	443
8.	Kaitlynn Pelger	2010-13	438
	Tristan McCarty	2010-13	438
10.	Kylee Zumach	2014-18	434

MOST SETS PLAYED/SEASON

Rk	Player	Year	SP
1.	Laura Downey	2003	126
	Lauren Goehring	2003	126
	Gabby Guerre	2003	126
	Vali Heijas	2003	126
	Cari Jensen	2003	126
	Kris Jensen	2003	126
	Kuulei Kabalis	2011	126
8.	Kelsey Chipman	2008	123
	Megan Farr	2008	123
	Lauren Mathewson	2008	123

MOST SETS PLAYED/CLASS

- Freshman 119 Lauren Mathewson (2007)
- Sophomore 123 Lauren Mathewson (2008)
- Junior 126 3x, Last: Kuulei Kabalis (2011)
- Senior 126 4x in 2003

TRIPLE-DOUBLES/CAREER

Rk	Player	Total	SP
1.	Kristin Martin (1986-89)	5	366
2.	Gabby Guerre (2001-04)	5	420
3.	Val Wieck (1995-98)	3	443

TRIPLE-DOUBLES/SEASON

Rk	Player	Total	SP
1.	Kristin Martin (1989)	4	108
2.	Gabby Guerre (2003)	3	126
3.	Val Wieck (1998)	2	109

20-20 DOUBLE-DOUBLES/CAREER

Rk	Player	Total	SP
1.	Dawn Cady (1986-89)	9	404
2.	Shawnee Call (1985-88)	4	394
	Kim Zschau (1995-98)	4	457
4.	Donna Lee (1982-85)	3	295
	Devon Ryning (1994-97)	3	425
	Liz Wegner (1998-01)	3	426
	Katie Brand (2013-2016)	3	447
8.	Leslie Kull (1986-89)	2	366
	Rhonda Hughes (1988-91)	2	358
	Yolanda Young (1993-96)	2	430

20-20 DOUBLE-DOUBLES/SEASON

Rk	Player	Total	SP
1.	Dawn Cady (1999)	6	109
2.	Shawnee Call (1987)	3	88
	Donna Lee (1985)	3	110
	Liz Wegner (1999)	3	109
5.	Katie Brand (2015)	2	107
	Dawn Cady (1998)	2	109
	Devon Ryning (1997)	2	110
	Kim Zschau (1997)	2	117
	Kim Zschau (1998)	2	109

DOUBLE-DOUBLES/CAREER

Rk	Player	Total	SP
1.	Kim Zschau (1995-98)	69	457
2.	Katie Brand (2013-2016)	68	447
3.	Dawn Cady (1996-99)	52	404
4.	Shawnee Call (1985-88)	46	394
5.	Liz Wegner (1998-01)	44	426
6.	Gabby Guerre (2001-04)	43	420
7.	Devon Ryning (1994-97)	38	425
8.	Mary Kinsey (1984-88)	36	391
	Disney Bronnenberg (1998-00)	36	331
10.	Renee Whitney (1983-86)	35	337
	Caitlyn Donahue (2009-12)	35	446

DOUBLE-DOUBLES/SEASON

Rk	Player	Total	SP
1.	Dawn Cady (1999)	24	109
2.	Kim Zschau (1998)	21	109
3.	Katie Brand (2015)	20	107
	Katie Brand (2014)	20	116
	Kim Zschau (1997)	20	117
6.	Kim Zschau (1996)	18	121
7.	Katie Brand (2016)	17	119
	Devon Ryning (1997)	17	110
9.	Donna Lee (1985)	16	110
	Shawnee Call (1986)	16	113
	Shawnee Call (1987)	16	88
	Caitlyn Donahue (2011)	16	120

DOUBLE-DOUBLES/CLASS

- Freshman 12 Gabby Guerre (2001)
- Sophomore 20 Katie Brand (2014)
- Junior 20 2x, Last: Katie Brand (2015)
- Senior 24 Dawn Cady (1999)

20-KILL MATCHES/CAREER

Rk	Player	Total	SP
1.	Liz Wegner (1998-01)	28	426
2.	Dawn Cady (1996-99)	26	404
3.	Shawnee Call (1985-88)	20	394
4.	Kim Zschau (1995-98)	16	457
5.	Kaitlynn Pelger (2010-13)	15	438
6.	Nataly Korobkova (2007-08)	11	236
	Yolanda Young (1993-96)	11	430
8.	Donna Lee (1982-85)	10	295
	Rita Liliom (2004-08)	10	366
	Kathy Saxton (1989-92)	10	322

20-KILL MATCHES/SEASON

Rk	Player	Total	SP
1.	Dawn Cady (1999)	14	109
2.	Kaitlynn Pelger (2011)	11	121
3.	Liz Wegner (1999)	10	109
	Liz Wegner (2000)	10	113
5.	Shawnee Call (1986)	9	113
	Shawnee Call (1987)	9	88
7.	Nataly Korobkova (2007)	8	115
	Kathy Saxton (1992)	8	104
9.	Stephanie Liester (1993)	7	88
10.	8x, Last: Rita Liliom (2008)	6	122

20-DIG MATCHES/CAREER

Rk	Player	Total	SP
1.	Angie Lastra (2004-07)	35	465
2.	Lauren Mathewson (2007-10)	25	464
3.	Laura Downey (1999-03)	21	373
4.	Kersten Kober (2013-2016)	16	425
5.	Dawn Cady (1996-99)	15	404
6.	Kim Zschau (1995-98)	11	457
7.	Lisa Mimick (1998-01)	10	395
8.	Shawnee Call (1985-88)	9	394
	Bryna Vogel (2014-17)	9	350
10.	Rhonda Hughes (1988-91)	6	358
	Donna Lee (1982-85)	6	295

20-DIG MATCHES/SEASON

Rk	Player	Total	SP
1.	Angie Lastra (2007)	15	119
2.	Laura Downey (2002)	12	102
3.	Lauren Mathewson (2010)	10	113
4.	Kersten Kober (2015)	9	107
5.	Dawn Cady (1999)	8	109
	Laura Downey (2003)	8	126
	Angie Lastra (2006)	8	114
	Lauren Mathewson (2008)	8	123
9.	Lauren Mathewson (2009)	7	112
	Lisa Mimick (2000)	7	82
	Angie Lastra (2005)	7	119

10-BLOCK MATCHES/CAREER

Rk	Player	Total	SP
1.	Helen Bundy (1983-86)	6	346
	Val Wieck (1995-98)	6	443
3.	Kelsey Chipman (2006-09)	5	423
4.	Kristi Jacquart (1984-87)	3	363
	Valerie Kastens (1985-88)	3	339
	Kaitlynn Pelger (2010-13)	3	333
	Katie Reininger (2014-2016)	3	304
8.	Natali Jones (2012-14)	2	142
	Kelle Branting (1997-00)	2	334
	Angie McKee (1989-93)	2	227
	Alex Muff (2009-12)	2	376
	Macy Flowers (2015-18)	2	261

10-BLOCK MATCHES/SEASON

Rk	Player	Total	SP
1.	Kelsey Chipman (2007)	3	119
	Helen Bundy (1984)	3	104
	Valerie Kastens (1988)	3	100
4.	Natali Jones (2014)	2	105
	Helen Bundy (1986)	2	72
	Kristi Jacquart (1987)	2	100
	Val Wieck (1996)	2	120
	Val Wieck (1998)	2	109

DOUBLE-GRAND CLUB

Player	Kills	Digs	Assists
Mary Kinsey (1984-87)	1,228	1,025	---
Shawnee Call (1985-88)	1,337	1,174	---
Kim Zschau (1995-98)	1,646	1,518	---
Dawn Cady (1996-99)	1,611	1,258	---
Liz Wegner (1998-2001)	1,907	1,121	---
Gabby Guerre (2001-04)	---	1,013	4,943
Caitlyn Donahue (2009-12)	---	1,107	3,618
Katie Brand (2013-16)	---	1,221	4,859

QUADRUPLE-TRIPLE CLUB

Player	Year	Kills	Digs	Ast	Blks
Renee Whitney	1985	100	285	1,156	104
Gabby Guerre	2003	221	294	1,517	110
Stacey Spiegelberg	2006	107	249	1,415	107
Katie Brand	2014	112	314	1,274	104

TRIPLE-TRIPLE CLUB

Player	Year	Kills	Digs	Asts	Blks
Helen Bundy	1985	157	161	---	138
Jill Dugan	1992	205	198	---	107
Kate DeClerk	1994	215	191	---	107
Jill Dugan	1994	201	185	---	133
Valerie Kastens	1988	181	167	---	147
Renee Whitney	1984	114	304	1062	---
Kate DeClerk	1995	387	292	---	135
Kate DeClerk	1996	353	295	---	140
Val Wieck	1996	271	199	---	164
Val Wieck	1997	290	296	---	153
Val Wieck	1998	306	252	---	146
Kelle Branting	2000	329	145	---	110
Lauren Goehring	2001	223	256	---	109
Lauren Goehring	2003	403	160	---	135
Gabby Guerre	2004	184	245	1265	---
Agata Rezende	2005	440	105	---	112
Stacey Spiegelberg	2005	134	218	1482	---
Nataly Korobkova	2007	498	194	---	141
Stacey Spiegelberg	2007	123	200	1590	---
Kelsey Chipman	2009	301	114	---	131
Kaitlynn Pelger	2010	328	134	---	100
Kaitlynn Pelger	2011	500	337	---	121
Kaitlynn Pelger	2013	322	249	---	112
Katie Brand	2015	133	332	1188	---
Katie Brand	2016	130	325	1,341	---

DOUBLE-300 CLUB

Player	Year	Kills	Digs
Donna Lee	1983	323	307
Donna Lee	1985	451	352
Mary Kinsey	1985	407	337
Shawnee Call	1986	427	362
Shawnee Call	1987	379	336
Jill Dugan	1995	306	324
Kim Zschau	1996	399	386
Dawn Cady	1997	468	370
Kim Zschau	1997	476	383
Dawn Cady	1998	483	376
Kim Zschau	1998	473	455
Dawn Cady	1999	622	434
Kaitlynn Pelger	2011	500	337
Brooke Sassin	2015	378	324
Bryna Vogel	2016	324	318

1,000 KILLS CLUB

Player	Kills	SP	AVG
Liz Wegner (1998-2001)	1,907	426	4.48
Kim Zschau (1995-98)	1,646	457	3.60
Dawn Cady (1996-99)	1,611	404	3.99
Kaitlynn Pelger (2010-13)	1,511	438	3.45
Yolanda Young (1993-96)	1,394	430	3.24
Kylee Zumach (2014-18)	1,379	434	3.18
Shawnee Call (1985-88)	1,337	394	3.39
Mary Kinsey (1984-88)	1,228	391	3.14
Lauren Goehring (2000-03)	1,212	419	2.89
Rita Lilliom (2004-08)	1,210	366	3.31
Donna Lee (1982-85)	1,208	295	3.58
Cari Jensen (2000-03)	1,189	360	3.30
Kelle Branting (1997-00)	1,184	445	2.66
Kate DeClerk (1993-96)	1,128	428	2.64
Sandy Werner (2003-06)	1,109	376	2.95
Val Wieck (1995-98)	1,056	443	2.38
Brooke Sassin (2014-16)	1,054	337	3.13
Kathy Saxton (1989-92)	1,023	322	3.18

1,000 DIGS CLUB

Player	Digs
Angie Lastra (2004-07)	2,032
Lauren Mathewson (2007-10)	1,755
Kim Zschau (1995-98)	1,578
Kersten Kober (2013-16)	1,554
Laura Downey (1999-03)	1,450
Dawn Cady (1996-99)	1,258
Katie Brand (2013-16)	1,221
Shawnee Call (1985-88)	1,174
Lisa Mimick (1998-01)	1,138
Liz Wegner (1998-01)	1,121
Caitlyn Donahue (2009-12)	1,107
Mary Kinsey (1984-87)	1,025
Gabby Guerre (2001-04)	1,013

100 ACES CLUB

Player	Aces
Mary Kinsey (1984-87)	175
Devon Rynning (1994-97)	169
Kristi Jacquart (1984-87)	167
Gabby Guerre (2001-04)	165
Angie Lastra (2004-07)	151
Jenny Jantsch (2005-08)	138
Kaitlynn Pelger (2010-13)	131
Stacey Spiegelberg (2004-07)	129
Renee Whitney (1983-86)	128
Kathy Saxton (1989-92)	120
Kristin Martin (1986-89)	118
Donna Lee (1982-85)	118
Liz Wegner (1998-01)	116
Kate DeClerk (1993-96)	115
Yolanda Young (1993-96)	112
Jill Dugan (1992-95)	108
Lynda Harshbarger (1986-89)	107
Lauren Goehring (2000-03)	106
Helen Bundy (1983-86)	105
Kelle Branting (1997-00)	104

400 BLOCKS CLUB

Player	Blocks
Val Wieck (1995-98)	583
Kelsey Chipman (2006-09)	518
Kate DeClerk (1993-96)	465
Kelle Branting (1997-00)	457
Alex Muff (2009-12)	446
Lauren Goehring (2000-03)	429
Lisa Martin (2001-04)	425
Kaitlynn Pelger (2010-13)	424
Megan Farr (2005-08)	423

1,000 POINT CLUB

Player	Points
Liz Wegner (1998-2001)	2,161.0
Kaitlynn Pelger (2010-13)	1,879.0
Kim Zschau (1995-98)	1,853.5
Dawn Cady (1996-99)	1,804.0
Yolanda Young (1993-96)	1,642.5
Shawnee Call (1985-88)	1,592.0
Kylee Zumach (2014-18)	1,566.0
Lauren Goehring (2000-03)	1,556.6
Kelle Branting (1997-2000)	1,541.0
Kate DeClerk (1993-96)	1,509.5
Mary Kinsey (1984-88)	1,502.5
Val Wieck (1995-98)	1,450.5
Donna Lee (1982-85)	1,392.5
Rita Lilliom (2004-08)	1,387.0
Cari Jensen (2000-03)	1,337.5
Kelsey Chipman (2006-09)	1,334.5
Sandy Werner (2003-06)	1,303.5
Kathy Saxton (1989-92)	1,287.5
Jill Dugan (1992-95)	1,190.0
Brooke Sassin (2014-16)	1,179.5
Kathleen Ludwig (2009-12)	1,169.0
Lisa Martin (2001-04)	1,083.5
Nataly Korobkova (2007-08)	1,064.0
Lilla Porubek (2010-13)	1,050.0
Vali Hejjas (2003-04)	1,040.5
Bryna Vogel (2014-17)	1,016.0

TRIPLE-DOUBLES

Kristin Martin.....	5
(19k, 26a, 11d) at Drake (9/27/86)	
(16k, 33a, 10d) vs Ill./Chicago (9/7/89)	
(13k, 24a, 12d) vs Houston (9/8/89)	
(18k, 16a, 10d) vs Bowling Green (9/9/89)	
(10k, 35a, 17d) vs Wichita St. (10/24/89)	
Gabby Guerre.....	5
(11k, 11d, 44a) vs. Oklahoma (10/9/02)	
(10k, 12d, 57a) at Texas A&M (10/4/03)	
(10k, 13d, 50a) at Texas (11/29/03)	
(10k, 19d, 51a) vs. Penn State (12/2/03)	
(10k, 11d, 48a) at Iowa State (11/3/04)	
Val Wieck.....	3
(10k, 13d, 12b) vs Texas Tech (10/11/97)	
(15k, 10d, 10b) vs Colorado (11/7/98)	
(10k, 20d, 15b) vs Colorado (11/27/98)	
Katie Brand.....	1
(42a, 10d, 11b) at Michigan (9/19/14)	
Caitlyn Donahue.....	1
(10k, 48a, 16d) Missouri (26/11)	
Shawnee Call.....	1
(29k, 16d, 11b) at Wichita St (10/24/86)	
Angie McKee.....	1
(19k, 14d, 11b) vs Kansas (10/9/91)	
Devon Rynning.....	1
(10k, 61a, 22d) vs Colorado (9/30/95)	
Renee Whitney.....	1
(13k, 45a, 11d) vs N Texas St (9/29/84)	

20/20 DOUBLE-DOUBLES

Dawn Cady.....	9
(20k, 23d) at Oklahoma (10/4/97)	
(30k, 21d) at Baylor (11/21/98)	
(20k, 26d) vs Colorado (11/27/98)	
(37k, 27d) at Nebraska (9/22/99)	
(29k, 24d) at Texas (10/9/99)	
(25k, 31d) vs Texas A&M (10/16/99)	
(28k, 22d) vs Baylor (10/20/99)	
(39k, 23d) at Kansas (11/21/99)	
(28k, 23d) at Baylor (11/27/99)	
Shawnee Call.....	4
(23k, 21d) vs Kansas (11/21/86)	
(25k, 20d) vs Purdue (9/12/87)	
(33k, 33d) vs Kansas (9/30/87)	
(24k, 35d) vs Kansas (11/20/87)	
Kim Zschau.....	4
(20k, 22d) at Texas Tech (10/31/97)	
(21k, 23d) at Oklahoma (10/4/97)	
(28k, 20d) vs Illinois (9/19/98)	
(29k, 26d) vs Colorado (11/27/98)	
Donna Lee.....	3
(24k, 25d) vs Oklahoma (10/4/85)	
(29k, 30d) vs Kansas (10/5/85)	
(22k, 22d) at Wichita State (10/11/85)	
Devon Rynning.....	3
(22d, 61a, 10k) vs Colorado (9/30/95)	
(25d, 57a) vs Colorado (9/26/97)	
(23d, 36a) vs George Mason (9/19/97)	
Liz Wegner.....	3
(21k, 25d) at Nebraska (9/22/99)	
(35k, 20d) at Texas (10/9/99)	
(23k, 20d) vs Baylor (10/20/99)	
Katie Brand.....	3
(56a, 24d) vs. Illinois State (8/29/15)	
(57a, 24d) at Creighton (9/20/15)	
(49a, 21d) at Hawai'i (8/27/16)	
Leslie Kull.....	2
(26a, 20d) at Missouri (10/12/88)	
(39a, 24d) vs Wichita State (10/24/89)	
Rhonda Hughes.....	2
(25k, 24d) vs Wichita St (10/24/89)	
(20k, 23d) vs Missouri (11/16/91)	
Yolanda Young.....	2
(23k, 26d) vs Missouri (10/20/93)	
(26k, 22d) at Wichita St (10/15/94)	
Disney Bronnenberg.....	1
(72a, 24d) at Texas (10/23/98)	
Chi Dau.....	1
(21d, 60a) vs Missouri (10/20/93)	
Cindy Durham.....	1
(21k, 23d) vs Kansas (11/21/86)	
Suzanne Hagge.....	1
(23k, 26d) vs Missouri (10/20/93)	
Mary Kinsey.....	1
(20k, 28d) vs Kansas (11/20/87)	
Stephanie Liester.....	1
(30k, 26d) vs Drake (9/4/93)	
Angie McKee.....	1
(20k, 21d) vs Drake (10/14/91)	
Mary Mignano.....	1
(25a, 22d) vs Kansas (10/20/86)	
Lisa Mimick.....	1
(21k, 29d) vs Nebraska (11/25/00)	
Allison Ross.....	1
(20k, 27d) vs Texas Lutheran (10/12/84)	
Kathy Saxton.....	1

(22k, 24d) vs Kansas (10/9/91)	
Renee Whitney.....	1
(52a, 25d) vs Oklahoma (10/4/85)	

20-KILL CLUB

39	
Dawn Cady at Kansas.....	11/21/99
37	
Dawn Cady at Nebraska.....	9/22/99
35	
Kathy Saxton vs Toledo.....	9/4/92
Liz Wegner vs Baylor.....	10/9/99
34	
Liz Wegner vs Colorado.....	10/11/00
33	
Shawnee Call vs Kansas.....	9/30/87
Dawn Cady vs Illinois.....	9/19/98
32	
Kaitlynn Pelger vs Drake.....	9/12/11
30	
Kathy Saxton vs Drake.....	10/14/91
Stephanie Liester vs Drake.....	9/4/93
Dawn Cady at Baylor.....	11/21/98
Vali Heijas at Baylor.....	11/13/04

Last 30+ Kill Match
Kaitlynn Pelger (32), 9/12/11 vs. Drake

29	
Donna Lee vs Kansas.....	10/5/85
Cindy Durham vs Iowa St.....	10/11/86
Shawnee Call at Wichita St.....	10/24/86
Kathy Saxton vs Michigan St.....	9/12/92
Kim Zschau vs Colorado.....	11/27/98
Dawn Cady vs UNCC.....	9/11/99
Dawn Cady vs Kansas.....	10/13/99
Dawn Cady at Texas.....	10/9/99
Liz Wegner vs Kansas.....	10/4/00
Liz Wegner vs Texas A&M.....	10/14/00

28	
Kathy Saxton vs Akron.....	9/6/92
Kim Zschau vs Oklahoma.....	11/7/97
Kim Zschau vs Illinois.....	9/19/98
Dawn Cady vs Baylor.....	10/20/99
Dawn Cady at Baylor.....	11/27/99
Liz Wegner at Colorado St.....	12/3/99
Jennifer Pollard vs Utah St.....	9/1/00
Liz Wegner vs Texas.....	9/24/00

27	
Shawnee Call vs Oral Roberts.....	9/24/86
Stephanie Liester vs UMKC.....	9/17/93
Dawn Cady vs Colorado.....	11/3/99
Dawn Cady at Colorado St.....	12/3/99
Nataly Korobkova vs Texas A&M.....	11/7/07

26	
Donna Lee vs Wisconsin.....	9/14/84
Shawnee Call vs Wichita St.....	9/13/86
Kathy Saxton vs Rice.....	9/19/92
Yolanda Young at Wichita St.....	10/15/94
Kim Zschau vs Nebraska.....	11/15/96
Yolanda Young vs CS Northridge.....	12/6/96
Kim Zschau at Baylor.....	11/21/98
Liz Wegner at Colorado.....	10/2/99
Liz Wegner vs Arkansas.....	9/7/01
Liz Wegner vs Missouri.....	9/26/01
Nataly Korobkova vs Cal Poly.....	8/24/07
Kaitlynn Pelger at Missouri State.....	9/8/11
Kaitlynn Pelger at Oklahoma.....	10/22/11
Lilla Porubek vs Kansas.....	11/23/11

25	
Cindy Durham vs Kansas.....	10/20/86
Shawnee Call vs Purdue.....	9/12/87
Mary Kinsey vs Purdue.....	9/12/87
Shawnee Call vs Michigan St.....	9/16/87
Rhonda Hughes vs Wichita St.....	10/24/89
Julie James vs Drake.....	9/2/90
Kathy Saxton at Iowa St.....	10/3/92
Stephanie Liester vs Wright St.....	9/11/93
Stephanie Liester vs Oral Roberts.....	9/18/93
Kim Zschau vs Kansas.....	9/26/98
Dawn Cady vs Texas A&M.....	10/16/99
Liz Wegner vs Nebraska.....	11/25/00
Liz Wegner at Texas Tech.....	9/22/01
Liz Wegner vs Arkansas.....	11/30/01
Kylee Zumach vs Eastern Michigan.....	9/19/14

Last 25+ Kill Match
Kylee Zumach (25) vs. Eastern Michigan (9/19/14)

24	
Donna Lee vs Oklahoma.....	10/4/85
Cindy Durham vs Drake.....	9/12/86
Shawnee Call vs Kansas.....	10/20/86
Shawnee Call at Oklahoma.....	11/7/86
Shawnee Call vs Kansas.....	11/20/87
Betsy Berkley vs Wichita St.....	10/24/90
Angie McKee vs Washburn.....	10/11/91
Kate DeClerk vs Drake.....	12/1/95
Kim Zschau vs Texas A&M.....	11/23/96
Dawn Cady vs SW Missouri St.....	9/16/97
Liz Wegner at Texas.....	11/4/00
Cari Jensen at Pepperdine.....	12/2/00
Nataly Korobkova at Hawaii.....	8/31/07
Kaitlynn Pelger vs Creighton.....	8/30/11
Kylee Zumach at West Virginia.....	10/25/14

23	
Mary Kinsey vs North Texas.....	9/29/84
Mary Kinsey vs Missouri.....	11/15/85
Shawnee Call vs Missouri.....	10/10/86
Shawnee Call vs Kansas.....	11/21/86
Betsy Berkley vs Drake.....	10/15/89
Stephanie Liester vs NE Illinois.....	10/9/93
Yolanda Young vs Missouri.....	10/20/93
Suzanne Hagge vs Missouri.....	10/20/93
Yolanda Young vs Valparaiso.....	9/28/95
Abbie Brown vs Nebraska.....	11/15/96
Kim Zschau vs Texas Tech.....	10/11/97
Liz Wegner at Oklahoma.....	10/31/98
Liz Wegner vs Creighton.....	9/14/99
Liz Wegner vs Baylor.....	10/20/99
Liz Wegner vs Colorado.....	11/3/99
Dawn Cady at Texas A&M.....	11/17/99
Cari Jensen at Texas Tech.....	9/20/00
Cari Jensen vs Nebraska.....	11/25/00
Liz Wegner vs Loyola.....	12/1/00
Agata Rezende vs Utah State.....	9/2/05
Sandy Werner at Texas Tech.....	11/9/05
Rita Liliom vs. Florida A&M.....	12/1/05
Angie Lastra at Missouri.....	10/21/06
Rita Liliom vs. Oklahoma.....	9/19/07
Nataly Korobkova vs. Texas.....	10/6/07
Nataly Korobkova at Missouri.....	10/24/07
Rita Liliom at Baylor.....	10/25/08
Nataly Korobkova vs Texas.....	11/15/08
Kaitlynn Pelger at Missouri.....	9/28/11
Lilla Porubek vs. Oklahoma.....	11/9/11
Kaitlynn Pelger at Baylor.....	9/29/12
Kaitlynn Pelger vs. TCU.....	10/5/13
Kylee Zumach vs. Marshall.....	9/12/14

22	
Donna Lee at Wichita St.....	10/11/85
Shawnee Call vs Iowa St.....	10/11/86
Shawnee Call vs Oklahoma.....	10/31/86
Shawnee Call at Oral Roberts.....	9/18/87
Shawnee Call vs Nebraska.....	11/3/87
Shawnee Call vs Missouri.....	11/13/87
Kathy Saxton vs Kansas.....	10/9/91
Kathy Saxton vs Oklahoma.....	10/10/92
Kathy Saxton vs Northern Iowa.....	10/23/92
Stephanie Liester vs Sherbrooke.....	10/29/93
Yolanda Young vs E. Washington.....	9/10/94
Yolanda Young vs Colorado.....	9/30/95
Abbie Brown vs CS Northridge.....	12/6/96
Dawn Cady vs Illinois St.....	8/29/97
Dawn Cady at Boise St.....	9/13/97
Dawn Cady vs San Diego.....	12/5/97
Kim Zschau vs Wichita St.....	9/15/98
Dawn Cady vs Kansas.....	9/26/98
Kim Zschau at Oklahoma.....	10/31/98
Dawn Cady vs Creighton.....	9/14/99
Liz Wegner vs Texas A&M.....	10/16/99
Liz Wegner at Baylor.....	11/27/99
Liz Wegner at Texas Tech.....	9/20/00
Liz Wegner vs Houston.....	9/8/01
Lisa Mimick at Texas A&M.....	10/22/01
Lauren Goehring at Montana State.....	9/5/03
Vali Heijas vs Texas.....	10/15/03
Cari Jensen vs Texas.....	10/15/03
Agata Rezende vs. Missouri.....	10/26/05
Sandy Werner at Iowa State.....	11/2/05
Sandy Werner vs. Montana State.....	9/2/06
Jenny Jantsch at Northern Iowa.....	9/8/06
Nataly Korobkova vs. UCLA.....	9/2/07
Nataly Korobkova vs. Nebraska.....	11/3/07
Rita Liliom vs Oklahoma.....	11/5/08
Rita Liliom at Missouri.....	11/19/08
Julianne Chisholm at Oklahoma.....	10/31/09
Kaitlynn Pelger vs Sacramento State.....	9/15/11
Kaitlynn Pelger at Nebraska.....	12/2/11
Kaitlynn Pelger vs Oregon State.....	8/25/12
Kylee Zumach vs. Texas Tech.....	11/1/14
Brooke Sassin vs. Arkansas.....	9/15/15

21	
Donna Lee at Iowa St.....	(10/8/83)
Donna Lee vs Kansas.....	(11/10/83)
Sharon Ridley vs Kansas.....	(11/10/83)

Mary Kinsey vs Southern Illinois ..	(9/21/85)
Mary Kinsey vs Oklahoma.....	(10/4/85)
Donna Lee vs Nebraska.....	(11/4/85)
Cindy Durham vs Kansas.....	(11/21/86)
Shawnee Call at Drake.....	9/26/87
Shawnee Call at Northern Illinois.....	9/9/88
Shawnee Call at Oklahoma.....	10/21/88
Rhonda Hughes vs Iowa St.....	10/20/89
Angie McKee vs Wright St.....	9/11/93
Yolanda Young vs New Orleans.....	9/3/94
Yolanda Young vs Wichita St.....	9/28/94
Yolanda Young vs Kansas.....	10/5/94
Kim Zschau vs Iowa St.....	10/4/95
Kate DeClerk vs Rhode Island.....	12/2/95
Kim Zschau vs Baylor.....	11/2/96
Kate DeClerk vs CS Northridge.....	12/6/96
Kim Zschau vs Oklahoma.....	10/4/97
Kim Zschau vs Baylor.....	11/1/97
Dawn Cady vs Miami (Ohio).....	9/18/98
Liz Wegner vs Illinois.....	9/19/98
Liz Wegner vs BYU.....	12/5/98
Liz Wegner at Nebraska.....	9/22/99
Dawn Cady at Iowa St.....	11/6/99
Jennifer Pollard vs Kansas.....	10/4/00
Liz Wegner at Texas A&M.....	11/22/00
Lisa Mimick vs Nebraska.....	11/25/00
Vali Heijas vs. Maryland.....	9/3/04
Vali Heijas at Iowa State.....	11/3/04
Agata Rezende at Iowa State.....	11/2/05
Sandy Werner vs. Baylor.....	11/23/05
Sandy Werner vs. Iowa State.....	9/27/06
Angie Lastra at Texas Tech.....	11/22/06
Nataly Korobkova at Oklahoma.....	10/19/07
Rita Liliom vs UC Irvine.....	9/4/08
Rita Liliom vs Cal State Bakersfield.....	9/8/08
Nataly Korobkova at Baylor.....	10/25/08
Julianne Chisholm vs. South Dakota.....	9/8/09
Kaitlynn Pelger at Georgia Tech.....	8/26/11
Lilla Porubek vs. Oregon State.....	8/25/12
Bryna Vogel vs. Southern Miss.....	9/17/16
Brooke Sassin vs. TCU.....	10/8/16
Kylee Zumach at TCU.....	11/21/18

20	
Donna Lee vs Drake.....	9/15/84
Allison Ross vs Texas Lutheran.....	10/12/84
Helen Bundy vs Northern Illinois.....	9/20/85
Donna Lee at Missouri.....	10/9/85
Donna Lee vs Texas Lutheran.....	10/26/85
Mary Kinsey vs Nebraska.....	11/4/85
Shawnee Call at Wichita St.....	10/30/87
Mary Kinsey vs Kansas.....	11/20/87
Linda Harshbarger vs Kansas.....	11/15/89
Rhonda Hughes at Drake.....	9/5/91
Angie McKee vs Drake.....	10/14/91
Rhonda Hughes vs Missouri.....	11/16/91
Kathy Saxton vs St. Louis.....	9/5/92
Angie McKee vs Arkansas St.....	10/30/93
Stephanie Liester vs Kansas.....	11/17/93
Yolanda Young vs Oklahoma.....	10/22/94
Yolanda Young at Iowa St.....	10/25/95
Kate DeClerk vs Rice.....	12/2/95
Dawn Cady vs Oklahoma.....	10/4/97
Dawn Cady vs Texas Tech.....	10/11/97
Kim Zschau at Texas Tech.....	10/31/97
Kim Zschau vs San Diego.....	12/5/97
Dawn Cady vs Missouri.....	11/13/98
Dawn Cady vs Colorado.....	11/27/98
Liz Wegner vs Texas A&M.....	10/24/98
Liz Wegner vs Kansas.....	10/13/99
Dawn Cady vs Oklahoma.....	10/23/99
Cari Jensen at BYU.....	9/5/00
Liz Wegner at Baylor.....	10/25/00
Cari Jensen vs Texas Tech.....	10/28/00
Lisa Mimick at Texas.....	11/7/01
Jennifer Pollard vs Texas A&M.....	11/17/01
Cari Jensen vs Missouri.....	10/23/02
Lauren Goehring at Kansas.....	10/29/03
Vali Heijas at Colorado.....	11/1/03
Sandy Werner vs. Wichita State.....	9/7/04
Agata Rezende at Arkansas.....	9/2/05
Joy Hamlin at Arkansas.....	9/2/05
Agata Rezende vs. Minnesota.....	9/10/05
Agata Rezende at Nebraska.....	11/19/05
Joy Hamlin vs. Florida A&M.....	12/1/05
Sandy Werner at Northern Iowa.....	9/8/06
Angie Lastra at Kansas.....	10/11/06
Sandy Werner vs. Texas Tech.....	10/18/06
Sandy Werner at Missouri.....	10/21/06
Kelsey Chipman at Colorado.....	11/1/06
Rita Liliom at Hawaii.....	8/31/07
Megan Farr vs. Texas A&M.....	11/7/07
Nataly Korobkova at Kansas.....	10/10/08
Rita Liliom at Iowa State.....	10/22/08
Julianne Chisholm vs. Texas A&M.....	11/4/09
Kaitlynn Pelger at Kansas.....	11/24/10
Kaitlynn Pelger vs BYU.....	9/3/11
Lilla Porubek at Missouri.....	9/28/11
Kaitlynn Pelger vs Missouri.....	10/26/11
Kaitlynn Pelger at Baylor.....	10/29/11

Alyssa Schultejans at Creighton.....9/20/15
 Brooke Sassin vs. Illinois St.....8/29/15
 Kylee Zumach vs. Michigan.....9/2/16
 Kylee Zumach vs. Georgia Tech.....9/3/16
Kylee Zumach vs. Green Bay.....9/14/18
Kylee Zumach vs. Texas.....9/19/18

Last 20+ Kill Match
 Kylee Zumach (21) at TCU (11/21/18)

20-DIG CLUB

41
 Lauren Mathewson vs. Texas A&M11/4/09

40
 Mary Kinsey at Drake9/26/87

37
 Kersten Kober at TCU.....10/3/15

36
 Angie Lastra at Minnesota9/10/04
 Angie Lastra at Baylor11/10/07

35
 Shawnee Call vs Kansas11/20/87

33
 Shawnee Call vs Kansas9/30/87
 Angie Lastra vs. Alabama9/9/06

32
 Laura Downey vs. Texas Tech10/2/02
 Angie Lastra vs Nebraska11/3/07
 Kersten Kober vs. KU11/25/15

31
 Dawn Cady at Texas A&M.....10/16/99
 Laura Downey vs. Colorado10/12/02
 Angie Lastra at Iowa State11/3/04
 Kersten Kober vs. Eastern Michigan.....9/19/14

30
 Donna Lee vs Kansas.....10/5/85
 Laura Downey vs Penn State12/12/03
 Angie Lastra at Texas A&M11/24/04
 Lauren Mathewson at Oklahoma...10/11/08
 Lauren Mathewson at Oklahoma.....10/31/09
 Kuulei Kabalis at Baylor10/29/11

Last 30+ Dig Match
 Kersten Kober (32) vs. KU (11/25/15)

29
 Lisa Mimick vs Nebraska11/25/00
 Angie Lastra at Texas A&M9/22/06
 Angie Lastra at Oklahoma.....10/19/07
 Angie Lastra vs Texas A&M.....11/7/07
 Lauren Mathewson at Texas Tech.....11/28/09
 Reilly Killeen at Texas Tech.....10/28/17
 Bryna Vogel at Texas Tech.....10/28/17

28
 Mary Kinsey vs Kansas11/20/87
 Shawnee Call vs Missouri11/11/88
 Kim Zschau at Colorado9/27/86
 Jennifer Pollard at Iowa State10/10/01
 Laura Downey at Texas Tech10/30/02
 Sheridan Zarda at Baylor11/15/14

27
 Allison Ross vs Texas Lutheran10/12/84
 Mary Kinsey vs Kansas10/5/85
 Val Wieck vs Oklahoma.....10/4/97
 Kim Zschau vs Texas10/23/98
 Dawn Cady at Nebraska.....9/22/99
 Cari Jensen at Washington St.....9/10/00
 Lauren Mathewson vs Oklahoma.....11/5/08
 Lauren Mathewson at Missouri.....11/19/08
 Lauren Mathewson vs. Minnesota...8/28/09
 Lauren Mathewson vs. Texas Tech11/3/10
 Tristan McCarty vs. CSU Fullerton...8/31/13
 Reilly Killeen vs Northern Iowa.....9/16/17

26
 Mary Kinsey vs NE Louisiana.....9/19/87
 Yolanda Young vs Missouri.....10/20/93
 Suzanne Hagge vs Missouri.....10/20/93
 Kim Zschau vs Colorado11/27/98
 Dawn Cady vs Colorado11/27/98
 Laura Downey at Missouri.....11/12/03
 Angie Lastra vs Florida.....9/9/04
 Angie Lastra vs. Utah State9/2/05
 Angie Lastra at Fresno State.....8/25/06
 Angie Lastra at Texas.....9/30/06
 Lauren Mathewson vs. Florida State.....9/10/10
 Lauren Mathewson at Kansas.....11/24/10
 Kuulei Kabalis vs Oklahoma.....11/9/11
 Kersten Kober vs. Georgia Tech.....9/3/16

Reilly Killeen vs. Texas Tech.....10/7/17
Devan Fairfield at Texas Tech.....10/3/18

25
 Renee Whitney vs Oklahoma.....10/4/85
 Donna Lee vs Oklahoma.....10/4/85
 Julie James vs Wichita St.....10/24/89
 Stephanie Liestor vs Michigan St.....9/12/92
 Kim Zschau vs CS Northridge12/6/96
 Devon Rynning vs Colorado9/26/97
 Dawn Cady at Colorado11/7/98
 Liz Wegner at Nebraska.....9/22/99
 Jennifer Pollard vs Arkansas.....11/30/01
 Lisa Mimick vs Arkansas.....11/30/01
 Laura Downey vs Georgia Tech9/14/02
 Angie Lastra vs. Missouri.....10/26/05
 Angie Lastra at Nebraska.....11/19/05
 Angie Lastra at Baylor.....9/13/06
 Lauren Mathewson at Colorado10/21/09
 Kersten Kober vs. Illinois St.....8/29/15
 Kersten Kober at KU9/23/15
 Kersten Kober vs. TCU10/31/15
 Kersten Kober vs. Oklahoma.....11/11/15
 Kersten Kober at West Virginia.....11/9/16

Last 25+ Dig Match
 Devan Fairfield (29), at Texas Tech (10/3/18)

24
 Donna Lee vs Oral Roberts.....9/14/85
 Shawnee Call vs Tulsa9/19/87
 Rhonda Hughes vs Wichita St.....10/24/89
 Leslie Kull vs Wichita St.....10/24/89
 Kathy Saxton vs Kansas10/9/91
 Jill Dugan vs Iowa State10/4/95
 Kim Zschau vs Colorado11/16/96
 Disney Bronnenberg vs Texas.....10/23/98
 Dawn Cady at Texas10/9/99
 Lisa Mimick at Missouri.....9/30/00
 Lisa Mimick vs Texas Tech10/28/00
 Lisa Mimick vs Texas Tech10/24/01
 Angie Lastra vs. Missouri.....9/20/06
 Lauren Rosenthal vs. Texas11/15/06
 Angie Lastra vs. Cal Poly.....8/24/07
 Kersten Kober at Kansas.....10/1/14
 Katie Brand vs. Illinois St.....8/29/15
 Katie Brand at Creighton.....9/20/15
 Kersten Kober vs. Wichita St12/4/15*

23
 Donna Lee vs Northern Illinois.....9/20/85
 Cindy Durham vs Kansas11/21/86
 Rhonda Hughes vs Ill.-Chicago9/7/89
 Rhonda Hughes vs Wichita St.....10/24/90
 Rhonda Hughes vs Missouri.....11/16/91
 Devon Rynning vs George Mason.....9/19/97
 Kim Zschau vs Oklahoma10/4/97
 Dawn Cady vs Oklahoma.....10/4/97
 Dawn Cady at Kansas.....11/21/99
 Dawn Cady at Baylor11/27/99
 Lisa Mimick at Baylor11/27/99
 Lisa Mimick vs Texas9/29/01
 Angie Lastra vs. Florida A&M.....12/1/05
 Angie Lastra at Texas A&M9/28/07
 Angie Lastra at Iowa State.....10/13/07
 Angie Lastra vs. Iowa State.....10/27/07
 Angie Lastra vs Kansas.....11/14/07
 Lauren Mathewson at Baylor10/25/08
 Lauren Mathewson vs. South Dakota9/1/10
 Kuulei Kabalis at Missouri.....9/28/11
 Tristan McCarty at Baylor.....10/23/13
 Bryna Vogel vs. Illinois St.....8/29/15
 Bryna Vogel vs. Kansas.....11/2/16
 Bryna Vogel vs. Northern Iowa.....9/16/17

22
 Donna Lee at Wichita St.10/11/85
 Mary Mignano vs Kansas10/20/86
 Lynda Harshbarger vs Ill.-Chicago...9/7/89
 Jill Dugan vs Ohio9/2/94
 Yolanda Young at Wichita St.....10/15/94
 Devon Rynning vs Colorado9/30/95
 Jill Dugan vs Wisconsin9/8/95
 Dawn Cady vs Nebraska9/27/72
 Kim Zschau at Texas Tech10/31/97
 Dawn Cady at Texas Tech10/31/97
 Kim Zschau at Texas10/02/98
 Liz Wegner vs Charlotte.....9/11/99
 Dawn Cady vs Baylor.....10/20/99
 Gabby Guerre at Iowa State.....10/10/01
 Liz Wegner at Texas A&M.....10/22/01
 Laura Downey vs Missouri.....10/23/02
 Laura Downey at Texas A&M.....11/17/02
 Laura Downey at Texas.....11/23/02
 Laura Downey at Texas Tech9/20/03
 Laura Downey at Kansas.....10/29/03
 Laura Downey vs Texas A&M.....11/26/03
 Kris Jensen vs Missouri.....10/8/03
 Angie Lastra vs. Texas Tech.....11/20/04
 Angie Lastra at Nebraska.....10/4/06

Lauren Mathewson at BYU.....9/5/09
 Lauren Mathewson vs. Oklahoma.....9/16/09
 Caitlyn Donahue vs. Missouri.....10/14/09
 Lauren Mathewson at Kentucky.....9/11/10
 Lauren Mathewson at Oklahoma.....11/20/10
 Lauren Mathewson vs. Colorado.....11/24/10
 Kuulei Kabalis vs Missouri.....10/26/11
 Chelsea Keating vs. Texas Tech11/1/14
 Kersten Kober vs. Wisconsin.....9/19/15
 Bryna Vogel vs. Baylor10/14/17
Devan Fairfield at KU.....11/14/18

21
 Shawnee Call vs Kansas.....11/21/86
 Shawnee Call at Kansas.....10/20/87
 Shawnee Call at Oklahoma10/29/87
 Julie James vs Iowa St.....10/20/89
 Angie McKee vs Drake10/14/91
 Chi Dau vs Missouri.....10/20/93
 Dawn Cady at Baylor11/21/98
 Dawn Cady at Colorado10/2/99
 Dawn Cady at Texas Tech.....10/27/99
 Laura Downey at Texas A&M.....11/17/99
 Lisa Mimick at Texas.....11/4/00
 Lisa Mimick at Pepperdine12/2/00
 Laura Downey at Michigan State.....9/14/02
 Jennifer Pollard vs Georgia Tech.....9/14/02
 Laura Downey at Baylor.....9/21/02
 Jennifer Pollard vs Texas Tech.....10/2/02
 Kris Jensen at Texas Tech.....10/30/02
 Angie Lastra at Texas Tech11/9/05
 Angie Lastra vs. UCLA9/2/07
 Angie Lastra vs. Texas.....10/6/07
 Lauren Mathewson vs UC Irvine.....9/4/08
 Lauren Mathewson vs Kansas.....11/1/08
 Caitlyn Donahue vs. Oklahoma.....9/16/09
 Lauren Mathewson vs. Baylor.....11/13/10
 Caitlyn Donahue at Oklahoma.....11/20/10
 Gina Madonia at Oklahoma.....10/12/13
 Kersten Kober vs. Marshall9/12/14
 Kersten Kober vs. Wisconsin.....9/18/15
 Katie Brand at Hawaii.....8/27/16
 Reilly Killeen at Omaha.....9/14/17
Devan Fairfield vs. KU10/17/18

20
 Donna Lee at Ball St.....9/22/84
 Leesa Gross vs Tulsa10/13/84
 Kelley Carlson vs Drake.....9/12/86
 Shawnee Call at Kansas.....10/1/86
 Shawnee Call vs Purdue.....9/12/87
 Lynda Harshbarger vs Wichita St...9/13/88
 Leslie Kull at Missouri.....10/12/88
 Mary Kinsey at Kansas.....11/17/88
 Rhonda Hughes vs UMKC.....9/26/89
 Rhonda Hughes vs Drake.....10/14/91
 Jill Dugan at Kansas.....10/14/95
 Kim Zschau at Iowa St.....10/25/95
 Kim Zschau vs Drake.....12/1/95
 Alexis Shepherd vs Colorado.....9/26/97
 Val Wieck vs Nebraska.....11/14/97
 Kim Zschau vs Illinois.....9/19/98
 Dawn Cady vs Texas A&M.....10/24/98
 Liz Wegner at Texas.....10/9/99
 Liz Wegner vs Baylor.....10/20/99
 Lisa Mimick at Texas A&M.....11/17/99
 Lisa Mimick vs Baylor.....9/16/00
 Laura Downey at Colorado State.8/30/02
 Laura Downey vs Texas A&M10/19/02
 Laura Downey vs Oklahoma11/20/02
 Laura Downey at Montana State9/5/03
 Laura Downey vs Nebraska.....11/15/03
 Vali Heijas at Minnesota.....9/10/04
 Angie Lastra at Missouri State8/27/05
 Angie Lastra at Baylor10/15/05
 Angie Lastra at Northern Iowa.....9/8/06
 Lauren Rosenthal at Iowa State...10/25/06
 Lauren Rosenthal at Texas Tech....11/22/06
 Angie Lastra at Colorado.....9/22/07
 Angie Lastra at Missouri.....10/24/07
 Lauren Mathewson vs Baylor9/27/08
 Lauren Mathewson vs Missouri10/8/08
 Abby Fay vs. Portland9/12/09
 Lauren Mathewson vs. Georgia Tech.....9/4/10
 Lauren Mathewson vs. Missouri...9/25/10
 Kuulei Kabalis vs Creighton8/30/11
 Caitlyn Donahue vs Oklahoma.....11/9/11
 Bryna Vogel at KU.....9/23/15
 Kersten Kober vs. Michigan9/2/16
 Bryna Vogel vs. Georgia Tech.....9/3/16
 Kersten Kober vs. Mississippi St.....9/9/16
 Bryna Vogel vs. Texas10/1/16
 Bryna Vogel vs. TCU.....10/8/16
Devan Fairfield vs. Texas9/19/18

Last 20+ Dig Match
 Devan Fairfield (22), at KU (11/24/18)

10-BLOCK CLUB

16
 Helen Bundy vs Montana St.9/13/85
 5 solo/11 assists

15
 Val Wieck at Northwestern.....8/30/96
 1 solo/14 assists
 Val Wieck vs Colorado11/27/98
 2 solo/13 assists
 Kelsey Chipman at Colorado.....11/1/06
 0 solo/15 assists

14
 Helen Bundy at Oklahoma.....11/16/84
 2 solo/12 assists
 Kaitlynn Pelger at Missouri St.....9/8/11
 6 solo/8 assists

13
 Val Wieck vs Baylor.....11/2/96
 1 solo/12 assists
 Kelle Branting at Texas Tech10/27/99
 2 solo/11 assists
 Alex Muff at Kansas11/24/10
 0 solo/13 assists
 Katie Reininger at Michigan.....9/19/14
 1 solo/12 assists
 Macy Flowers at Texas Tech.....10/28/17
 1 solo/12 assists

12
 Cathy Sittenauer at Iowa St.....10/8/83
 2 solo/10 assists
 Kristi Jacquart vs Wichita St.....9/13/86
 3 solo/9 assists
 Kristi Jacquart vs Purdue.....9/12/87
 2 solo/10 assists
 Jill Dugan vs Kansas.....10/5/94
 1 solo/11 assists
 Kate DeClerk vs Oklahoma.....10/22/94
 1 solo/11 assists
 Val Wieck vs Texas Tech10/11/97
 1 solo/11 assists
 Kelle Branting at Colorado.....11/7/98
 1 solo/11 assists
 Joy Hamlin at Kansas.....10/29/03
 1 solo/11 assists
 Kelsey Chipman at Texas A&M.....9/28/07
 1 solo/11 assists

11
 Shawnee Call at Wichita St.....10/24/86
 8 solo/3 assists
 Kristi Jacquart vs Missouri.....11/13/87
 4 solo/7 assists
 Angie McKee vs Kansas.....10/9/91
 4 solo/7 assists
 Val Wieck at Colorado.....11/7/98
 1 solo/10 assists
 Jayne Christian vs TAMU10/16/99
 1 solo/10 assists
 Joy Hamlin at Minnesota.....9/10/04
 0 solo/11 assists
 Kelsey Chipman at Colorado.....9/22/07
 1 solo/10 assists
 Katie Brand at Michigan9/19/14
 0 solo/11 assists
 Bryna Vogel vs. Ohio State*12/3/16
 1 solo/10 assists

10
 Shantelle Heitbrink vs Kansas.....11/10/83
 2 solo/8 assists
 Kathi McDiffett vs Kansas.....11/10/83
 2 solo/8 assists
 Helen Bundy vs North Texas.....9/29/84
 2 solo/8 assists
 Helen Bundy vs Tulsa.....10/13/84
 5 solo/5 assists
 Helen Bundy at Drake.....9/27/86
 1 solo/9 assists
 Helen Bundy vs Iowa St.....10/11/86
 2 solo/8 assists
 Valerie Kastens vs Oral Roberts9/3/88
 2 solo/8 assists
 Valerie Kastens vs Drake.....10/15/88
 2 solo/8 assists
 Valerie Kastens at Tulsa.....10/22/88
 3 solo/7 assists
 Betsy Berkley vs Wichita St.....10/24/89
 3 solo/7 assists
 Angie McKee vs Oral Roberts9/8/93
 0 solo/10 assists
 Val Wieck vs Oral Roberts.....11/4/95
 1 solo/9 assists
 Heather Haff at Baylor.....11/1/97
 1 solo/9 assists

Lisa Martin at Missouri.....10/6/02
O solo/10 assists
Joy Hamlin at Oklahoma.....9/29/04
O solo/10 assists
Agata Rezende vs. Missouri.....10/26/05
O solo/10 assists
Joy Hamlin vs. Missouri.....10/26/05
1 solo/9 assists
Megan Kroeker vs. Notre Dame.....9/9/06
2 solo/8 assists
Megan Farr vs. Cal Poly.....8/24/07
1 solo/9 assists
Nataly Korobkova at Colorado.....9/22/07
O solo/10 assists
Kelsey Chipman vs. Nebraska.....11/25/09
4 solo/6 assists
Kaitlynn Pelger at Hawai'i.....8/28/10
O solo/10 assists
Kaitlynn Pelger vs Missouri State.....9/5/12
1 solo/9 assists
Alex Muff vs Oklahoma.....11/24/12
2 solo/8 assists
Taylor Johnson at Texas Tech.....11/6/13
2 solo/8 assists
Natali Jones at Michigan.....9/19/14
1 solo/9 assists
Natali Jones at Oklahoma.....11/26/14
1 solo/9 assists
Katie Reininger at Creighton.....9/20/15
1 solo/9 assists
Katie Reininger vs. Ohio State*.....12/3/16
O solo/10 assists
Elle Sandbothe vs. Oregon State.....9/7/18
O solo/10 assists
Macy Flowers at Texas Tech.....10/3/18
O solo/10 assists

Last 10+ Block Match
Macy Flowers (10), 10/3/18 at Texas Tech

25-POINT CLUB

POINTS FOR A FIVE-GAME MATCH
41.5
Dawn Cady at Kansas.....11/21/99

39
Dawn Cady at Nebraska.....9/22/99
Kaitlynn Pelger at Missouri State.....9/8/11

35
Kaitlynn Pelger vs Drake.....9/12/11
33
Dawn Cady vs. Illinois.....9/19/98

32.5
Nataly Korobkova vs Texas A&M.... 11/7/07

32
Kim Zschau vs. Illinois.....9/19/98
Dawn Cady at Baylor.....11/21/98

31
Liz Wegner vs. Texas A&M..... 10/14/00

30.5
Vali Hejjas at Baylor.....11/13/04

Last 30+ Point Match (Five Sets)
Kaitlynn Pelger (35), 9/12/11 vs. Drake

29
Jennifer Pollard vs. Utah State.....9/1/00
Nataly Korobkova vs. Oklahoma.....9/19/07
Kaitlynn Pelger vs Creighton.....8/30/11

28.5
Kim Zschau vs. Oklahoma.....11/7/97
Dawn Cady vs. Colorado..... 11/3/99
Nataly Korobkova vs. Cal Poly.....8/24/07

28
Kim Zschau at Baylor.....11/21/98
Liz Wegner at Texas.....11/4/00
Megan Kroeker vs. Oklahoma.....10/14/06

27.5
Agata Rezende vs. Utah State..... 9/2/05
Kelsey Chipman at Colorado.....11/1/06
Nataly Korobkova vs. Texas.....10/6/07
Kaitlynn Pelger at UNLV.....8/31/13
Kaitlynn Pelger vs. TCU.....10/5/13

27
Liz Wegner vs. Nebraska.....11/25/00
Liz Wegner vs. Missouri.....9/26/01
Agata Rezende vs. Missouri.....10/26/05
Kaitlynn Pelger at Missouri.....9/28/11

26.5
Kylee Zumach vs. Eastern Michigan....9/19/14

25.5
Nataly Korobkova vs. Nebraska.....11/3/08
Lilla Porubek vs Oklahoma.....11/9/11

25
Liz Wegner vs. Colorado.....11/3/99
Kelle Branting vs. Texas A&M..... 10/14/00
Lauren Goehring at Texas Tech....10/30/02
Nataly Korobkova at Baylor.....10/25/08
Kathleen Ludwig vs. Minnesota.....8/28/09
Kaitlynn Pelger at Nebraska.....12/2/11*
Kylee Zumach at West Virginia.....10/25/14

Last 25+ Point Match (Five Sets)
Kylee Zumach (25.0) at West Virginia...10/25/14

POINTS FOR A FOUR-GAME MATCH
38
Liz Wegner at Texas.....10/9/99

32.5
Liz Wegner vs. Arkansas.....9/7/01

32
Dawn Cady vs. Kansas..... 10/13/99

31
Dawn Cady vs. UNC-Charlotte..... 9/11/99

30.5
Kim Zschau vs. Colorado.....11/27/98

30
Dawn Cady at Texas.....10/9/99
Dawn Cady at Baylor.....11/27/99

Last 30+ Point Match (Four Sets)
Liz Wegner (32.5), 9/7/01 vs. Arkansas

29.5
Dawn Cady vs. Baylor.....10/20/99

28.5
Kim Zchau vs. Kansas.....9/26/98

27.5
Dawn Cady vs. Texas A&M.....10/16/99
Nataly Korobkova at Hawaii.....8/31/07
Nataly Korobkova vs. UCLA.....9/2/07
Kaitlynn Pelger at Oklahoma.....10/22/11

27
Liz Wegner at Colorado.....10/2/99
Lilla Porubek vs Kansas..... 11/23/11

26.5
Liz Wegner at Texas Tech.....9/22/01
Kaitlynn Pelger vs Sacramento St.....9/15/11

26
Liz Wegner vs. Texas A&M.....10/16/99
Vali Hejjas at Texas A&M.....11/24/04

25.5
Liz Wegner vs. Houston.....9/8/01
Lauren Goehring at Montana St.9/5/03

25
Liz Wegner at Oklahoma.....10/31/98
Val Wieck vs. Missouri.....11/13/98
Sandy Werner vs. Montana St.9/2/06
Sandy Werner at Northern Iowa.....9/8/06
Jenny Jantsch at Northern Iowa.....9/8/06
Nataly Korobkova at Oklahoma.....10/19/07
Bryna Vogel vs. Southern Miss.....9/17/16

Last 25+ Point Match (Four Sets)
Bryna Vogel (25), 9/17/16 vs. Southern Miss

POINTS FOR A THREE-GAME MATCH
35.5
Liz Wegner vs. Colorado.....10/11/00

31
Liz Wegner vs. Kansas.....10/4/00

30
Liz Wegner vs. Texas.....9/27/00

27
Dawn Cady vs. SW Missouri St.9/16/97

26
Liz Wegner vs. Creighton.....9/14/99

25
Nataly Korobkova at Missouri..... 10/24/07

Lauren Goehring at Colorado.....10/26/02
Lauren Goehring at Nebraska.....11/30/02

*Postseason Match

OVERALL

MOST KILLS, TEAM IN A SINGLE SET

Rk	Kills	Date
1.	42	10/9/99 at Texas
2.	38	9/19/98 vs. Illinois
3.	37	10/4/00 vs. Kansas
4.	33	11/14/97 vs. Nebraska
5.	32	12/4/96 vs. CS Northridge

TEAM, SINGLE MATCH

Three Set		
1.	81	10/4/00 vs. Kansas
2.	74	9/30/00 at Missouri
3.	71	9/27/00 vs. Texas
	71	9/20/96 vs. Colorado St.
5.	69	10/11/00 vs. Colorado

Four Set

1.	108	12/6/96 vs. CS Northridge
2.	93	11/27/98 vs. Colorado
3.	92	12/2/00 at Pepperdine
4.	90	10/9/99 at Texas
5.	88	12/1/95 vs. Drake

Five Set

1.	121	9/19/98 vs. Illinois
2.	103	11/21/98 at Baylor
3.	97	11/25/00 vs. Nebraska
4.	92	11/7/07 vs. Texas A&M
	92	9/20/00 at Texas Tech

TEAM, SINGLE SEASON

Rk	Kills	Year	SP	AVG
1.	2,024	2000	113	17.91
2.	1,993	1998	109	18.28
3.	1,981	2003	126	15.72
4.	1,933	2007	119	16.24
5.	1,924	1996	123	15.64

FEWEST KILLS, TEAM, SINGLE MATCH

Three Set		
12		at UNI, 9/4/91

Four Set

24		vs. Nebraska, 10/12/94
----	--	------------------------

Five Set

44		at Missouri, 10/9/85
----	--	----------------------

RALLY-SCORING (SINCE 2001)

TEAM, SINGLE MATCH

Three Set		
1.	62	10/31/07 at Texas Tech
	62	10/3/01 vs. Kansas
3.	60	10/24/07 at Missouri
	60	10/23/02 at Missouri
5.	59	3x, Last: 9/1/07 vs. Louisville

Four Set

1.	78	12/1/05 vs. Florida A&M
2.	74	10/22/01 at Texas A&M
3.	73	9/8/06 at Northern Iowa
	73	9/10/05 vs. Houston
	73	10/4/03 at Texas A&M

Five Set

1.	92	11/7/07 vs. Texas A&M
2.	87	11/13/04 at Baylor
3.	84	10/29/03 at Kansas
	84	11/30/01 vs. Arkansas
5.	83	3x, Last: 11/2/05 at Iowa St.

TEAM, SINGLE SEASON

Rk	Kills	Year	SP	AVG
1.	1,981	2003	126	15.72
2.	1,933	2007	119	16.24
3.	1,814	2005	119	15.24
4.	1,733	2006	114	15.20
5.	1,705	2011	126	13.53

POSTSEASON

TEAM, SINGLE MATCH

Three Set		
1.	60	12/5/98 vs. BYU
2.	57	12/6/03 vs. Arkansas
3.	56	12/6/02 vs. Michigan
4.	54	12/2/05 vs. Florida
5.	50	12/1/11 vs. Wichita State
	50	11/30/07 vs. Tulsa
	50	12/4/98 vs. Georgetown

Four Set

1.	108	12/4/96 vs. CS Northridge
2.	92	12/4/00 vs. Pepperdine
3.	81	12/4/99 vs. Colorado St.
4.	78	12/1/05 vs. Florida A&M
5.	70	12/1/01 vs. Nebraska

Five Set

1.	84	11/30/01 vs. Arkansas
2.	81	12/1/07 vs. Oregon
3.	74	12/2/11 vs. Nebraska
4.	57	12/5/08 vs. Santa Clara
5.	53	12/3/16 vs. Ohio State

OVERALL

INDIVIDUAL, SINGLE MATCH

Three Set

- 34 Liz Wegner (10/11/00 vs. Colorado)
- 29 Liz Wegner (10/4/00 vs. Kansas)
- 28 Liz Wegner (9/27/00 vs. Texas)
- 25 Kathy Saxton (10/3/92 at Iowa St.)
- 23 3x (Last: Korobkova, 10/24/07 at Missouri)

Four Set

- 35 2x (Last: Liz Wegner, 10/9/99 at Texas)
- 30 Stephanie Liester (9/4/93 vs. Drake)
- 29 4x (Last: Dawn Cady, 10/13/99 vs. Kansas)
- 28 4x (Last: Wegner, 12/3/99 at Colorado St.)
- 27 2x (Last: Cady, 12/3/99 at Colorado St.)

Five Set

- 39 Dawn Cady (11/21/99 at Kansas)
- 37 Dawn Cady (9/22/99 at Nebraska)
- 33 2x (Last: Dawn Cady, 9/19/98 vs. Illinois)
- 32 Kaitlynn Pelger (9/12/11 vs. Drake)
- 30 3x (Last: Vali Hejjas, 11/13/04 at Baylor)

INDIVIDUAL, SINGLE SEASON

Rk	Player	Kills	SP	AVG
1.	Cady, D. (1999)	622	109	5.71
2.	Wegner, L. (2000)	571	113	5.05
3.	Wegner, L. (1999)	526	109	4.83
4.	Saxton, K. (1992)	505	104	4.86
5.	Liliom, R. (2008)	500	122	4.10
	Pelger, K. (2011)	500	121	4.13
7.	Korobkova, N. (2007)	498	115	4.33
8.	Cady, D. (1998)	483	109	4.43
9.	Zschau, K. (1997)	476	117	4.07
10.	Zschau, K. (1998)	473	109	4.34

INDIVIDUAL, SINGLE SEASON AVERAGE

Rk	Player	AVG	Kills	SP
1.	Cady, D. (1999)	5.71	622	109
2.	Wegner, L. (2000)	5.05	571	113
3.	Saxton, K. (1992)	4.86	505	104
4.	Wegner, L. (1999)	4.83	526	109
5.	Wegner, L. (2001)	4.49	440	98
6.	Cady, D. (1998)	4.43	483	109
7.	Zschau, K. (1998)	4.34	473	109
8.	Korobkova, N. (2007)	4.33	498	115
9.	Call, S. (1987)	4.31	379	88
10.	Pelger, K. (2011)	4.13	500	121

INDIVIDUAL, CAREER

Rk	Player	Kills	SP	AVG
1.	Wegner, L. (1998-2001)	1,907	426	4.48
2.	Zschau, K. (1995-98)	1,646	457	3.60
3.	Cady, D. (1996-99)	1,611	404	3.99
4.	Pelger, K. (2010-13)	1,511	438	3.45
5.	Young, Y. (1993-96)	1,394	430	3.24
6.	Call, S. (1985-88)	1,337	394	3.39
7.	Kinsey, M. (1984-88)	1,228	391	3.14
8.	Goehring, L. (2000-03)	1,212	419	2.89
9.	Liliom, R. (2004-08)	1,210	366	3.31
10.	Lee, D. (1982-85)	1,208	295	3.58

INDIVIDUAL, CAREER AVERAGE

Rk	Player	AVG	Kills	SP
1.	Wegner, L. (1998-2001)	4.48	1,907	426
2.	Cady, D. (1996-99)	3.99	1,611	404
3.	Hejjas, V. (2003-04)	3.72	885	238
4.	Zschau, K. (1995-98)	3.60	1,646	457
5.	Lee, D. (1982-85)	3.58	1,208	295
6.	Pelger, K. (2010-13)	3.45	1,511	438
7.	Call, S. (1985-88)	3.39	1,337	394
8.	Liliom, R. (2004-08)	3.31	1,210	366
9.	Jensen, C. (2000-03)	3.30	1,189	360
10.	Young, Y. (1993-96)	3.25	1,397	430

RALLY-SCORING (SINCE 2001)

INDIVIDUAL, SINGLE MATCH

Three Set

- 23 Nataly Korobkova (10/24/07 at Missouri)
- 21 Sandy Werner (11/23/05 vs. Baylor)
- 21 Vali Hejjas (9/3/04 vs. Maryland)
- 20 Kaitlynn Pelger (9/3/11 vs. BYU)
- 20 Cari Jensen (10/23/02 vs. Missouri)

Four Set

- 26 Kaitlynn Pelger (10/22/11 at Oklahoma)
- 26 Lilla Porubek (11/23/11 vs. Kansas)
- 26 Liz Wegner (9/7/01 vs. Arkansas)
- 25 Liz Wegner (9/22/01 at Texas Tech)
- 24 2x (Last: Korobkova, 8/31/07 at Hawaii)

Five Set

- 32 Kaitlynn Pelger (9/12/11 vs. Drake)
- 30 Vali Hejjas (11/13/04 at Baylor)
- 27 Nataly Korobkova (11/7/07 vs. Texas A&M)
- 27 Rita Liliom (12/1/07 vs. Oregon)
- 26 3x (Last: Pelger, 9/8/11 at Missouri St.)

INDIVIDUAL, SINGLE SEASON

Rk	Player	Kills	SP	AVG
1.	Pelger, K. (2011)	500	121	4.13
	Liliom, R. (2008)	500	122	4.10
3.	Korobkova, N. (2007)	498	115	4.33
4.	Hejjas, V. (2003)	448	126	3.56
5.	Wegner, L. (2001)	440	98	4.49
	Rezende, A. (2005)	440	119	3.70
7.	Liliom, R. (2007)	438	119	3.68
8.	Hejjas, V. (2004)	437	112	3.90
9.	Porubek, L. (2011)	417	124	3.36
10.	Zumach, K. (2014)	412	116	3.55

INDIVIDUAL, SINGLE SEASON AVERAGE

Rk	Player	AVG	Kills	SP
1.	Wegner, L. (2001)	4.49	440	98
2.	Korobkova, N. (2007)	4.33	498	115
3.	Pelger, K. (2011)	4.13	500	121
4.	Liliom, R. (2008)	4.10	500	122
5.	Hejjas, V. (2004)	3.90	437	112
6.	Rezende, A. (2005)	3.70	440	119
7.	Liliom, R. (2007)	3.68	438	119
8.	Pelger, K. (2012)	3.65	361	99
9.	Goehring, L. (2002)	3.59	366	102
10.	Jensen, C. (2002)	3.57	364	102

INDIVIDUAL, CAREER

Rk	Player	Kills	SP	AVG
1.	Pelger, K. (2010-13)	1,511	438	3.45
2.	Zumach, K. (2014-18)	1,379	434	3.18
3.	Goehring, L. (2000-03)	1,212	419	2.89
4.	Liliom, R. (2004-08)	1,210	366	3.31
5.	Jensen, C. (2000-03)	1,189	360	3.30
6.	Werner, S. (2003-06)	1,109	376	2.95
7.	Sassin, B. (2014-16)	1,054	337	3.13
8.	Chipman, K. (2006-09)	976	423	2.31
9.	Ludwig, K. (2009-12)	914	429	2.13
10.	Porubek, L. (2010-13)	904	320	2.83

INDIVIDUAL, CAREER AVERAGE

Rk	Player	AVG	Kills	SP
1.	Korobkova, N. (2007-08)	3.76	887	236
2.	Hejjas, V. (2003-04)	3.72	885	238
3.	Pelger, K. (2010-13)	3.45	1,511	438
4.	Liliom, R. (2004-08)	3.41	1,210	366
5.	Jensen, C. (2000-03)	3.30	1,189	360
6.	Zumach, K. (2014-18)	3.18	1,379	434
7.	Rezende, A. (2004-05)	3.15	649	206
8.	Sassin, B. (2014-16)	3.13	1,054	337
9.	Werner, S. (2003-06)	2.95	1,109	376
10.	Goehring, L. (2000-03)	2.89	1,212	419

MOST KILLS BY CLASS

FRESHMAN

Overall

Season	412	Kylee Zumach (2014)
Per Set	4.00	Cari Jensen (2000)

Rally-Scoring

Season	412	Kylee Zumach (2014)
Per Set	3.55	Kylee Zumach (2014)

SOPHOMORE

Overall

Season	526	Liz Wegner (1999)
Per Set	4.83	Liz Wegner (1999)

Rally-Scoring

Season	500	Kaitlynn Pelger (2011)
Per Set	4.13	Kaitlynn Pelger (2011)

JUNIOR

Overall

Season	571	Liz Wegner (2000)
Per Set	5.05	Liz Wegner (2000)

Rally-Scoring

Season	498	Nataly Korobkova (2007)
Per Set	4.33	Nataly Korobkova (2007)

SENIOR

Overall

Season	622	Dawn Cady (1999)
Per Set	5.71	Dawn Cady (1999)

Rally-Scoring

Season	500	Rita Liliom (2008)
Per Set	4.10	Rita Liliom (2008)

POSTSEASON

INDIVIDUAL, SINGLE MATCH

Three Set

- 21 Liz Wegner (12/5/98 at BYU)
- 17 Dawn Cady (12/2/99 vs. Louisville)
- 17 Vali Hejjas (12/6/03 vs. Arkansas)
- 17 Vali Hejjas (12/2/04 vs. CS Northridge)
- 16 2x, Last: L. Goehring (12/5/02 vs. Michigan)

Four Set

- 28 Liz Wegner (12/3/99 at Colorado St.)
- 27 Dawn Cady (12/3/99 at Colorado St.)
- 26 Y. Young (12/4/96 vs. CS Northridge)
- 24 Cari Jensen (12/2/00 at Pepperdine)
- 24 Kate DeClerk (12/1/95 vs. Drake)

Five Set

- 27 Rita Liliom (12/1/07 vs. Oregon)
- 25 Liz Wegner (11/30/01 vs. Arkansas)
- 22 Kaitlynn Pelger (12/2/11 at Nebraska)
- 21 Kate DeClerk (12/2/95 vs. Rhode Island)
- 19 Lauren Goehring (11/30/01 vs. Arkansas)
- 19 Jennifer Pollard (11/30/01 vs. Arkansas)

OVERALL

TEAM, SINGLE MATCH

Three Set

- 186 10/4/00 vs. Kansas
- 183 11/14/97 at Nebraska
- 178 9/30/00 at Missouri
- 169 10/17/98 vs. Texas Tech
- 167 9/14/99 vs. Creighton

Four Set

- 262 12/6/96 vs. CS Northridge
- 252 11/27/98 vs. Colorado
- 244 11/27/99 at Baylor
- 239 10/23/98 vs. Texas
- 236 10/9/99 at Texas

Five Set

- 286 9/19/98 vs. Illinois
- 259 11/25/00 vs. Nebraska
- 254 10/30/02 at Texas Tech
- 253 9/22/99 at Nebraska
- 243 2x, Last: 9/20/00 at Texas Tech

TEAM, SINGLE SEASON

Rk	Attacks	Year	SP	AVG
1.	5,020	1998	109	46.06
2.	4,927	1997	117	42.11
3.	4,864	2000	113	43.04
4.	4,809	2003	126	38.17
5.	4,796	1999	109	44.00

OVERALL

INDIVIDUAL, SINGLE MATCH

Three Set

- 66 Liz Wegner (10/4/00 vs. Kansas)
- 65 Dawn Cady (9/14/99 vs. Creighton)
- 60 Dawn Cady (11/10/99 vs. Texas)
- 59 Liz Wegner (10/11/00 vs. Colorado)
- 57 Dawn Cady (11/6/99 at Iowa St.)

Four Set

- 90 Liz Wegner (10/9/99 at Texas)
- 86 Dawn Cady (10/20/99 vs. Baylor)
- 82 Liz Wegner (11/27/99 at Baylor)
- 80 Dawn Cady (10/9/99 at Texas)
- 79 Dawn Cady (11/27/99 at Baylor)

Five Set

- 93 Dawn Cady (9/22/99 at Nebraska)
- 87 Dawn Cady (11/21/99 at Kansas)
- 84 Liz Wegner (9/22/99 at Nebraska)
- 82 Liz Wegner (10/14/00 vs. Texas A&M)
- 82 Kim Zschau (9/18/98 vs. Illinois)

INDIVIDUAL, SINGLE SEASON

Rk	Player	Attacks	SP	AVG
1.	Cady, D. (1999)	1,671	109	15.33
2.	Wegner, L. (1999)	1,487	109	13.64
3.	Zschau, K. (1998)	1,353	109	12.41
4.	Liliom, R. (2008)	1,352	122	11.08
5.	Wegner, L. (2000)	1,340	113	11.86
6.	Zschau, K. (1997)	1,308	117	11.18
7.	Cady, D. (1998)	1,248	109	11.45
8.	Saxton, K. (1992)	1,232	104	11.85
9.	Porubek, L. (2011)	1,218	124	9.82
10.	Wegner, L. (2001)	1,210	98	12.35

INDIVIDUAL, CAREER

Rk	Player	Attacks	SP	AVG
1.	Wegner, L. (1998-01)	4,891	426	11.48
2.	Zschau, K. (1995-98)	4,632	457	10.14
3.	Cady, D. (1996-99)	4,216	404	10.44
4.	Zumach, K. (2014-18)	3,877	434	8.93
5.	Young, Y. (1993-96)	3,466	430	8.06
6.	Pelger, K. (2010-13)	3,459	438	7.90
7.	Call, S. (1985-88)	3,372	394	8.56
8.	Werner, S. (2003-06)	3,255	376	8.66
10.	Liliom, R. (2004-08)	3,237	366	8.84
9.	Jensen, C. (2000-03)	3,201	360	8.89

RALLY-SCORING (SINCE 2001)

TEAM, SINGLE MATCH

Three Set

- 158 8/27/05 at Missouri St.
- 151 11/4/06 vs. Texas A&M
- 149 10/23/02 vs. Missouri
- 149 10/1/01 vs. Nebraska
- 146 2x, Last: 11/28/15 at Baylor

Four Set

- 223 10/22/01 at Texas A&M
- 214 9/22/01 at Texas Tech
- 203 10/31/09 at Oklahoma
- 202 10/10/01 at Iowa St.
- 199 3x, Last: 11/25/15 vs. KU

Five Set

- 254 10/30/02 at Texas Tech
- 226 10/26/05 vs. Missouri
- 217 11/10/01 vs. Texas A&M
- 213 2x, Last: 8/29/15 vs. Illinois State
- 212 2x, Last: 8/31/13 vs. Cal State Fullerton

TEAM, SINGLE SEASON

Rk	Attacks	Year	SP	AVG
1.	4,809	2003	126	38.17
2.	4,713	2006	114	41.34
3.	4,709	2005	119	39.57
4.	4,666	2011	126	37.03
5.	4,615	2007	119	38.79

RALLY-SCORING (SINCE 2001)

INDIVIDUAL, SINGLE MATCH

Three Set

- 53 Liz Wegner (10/1/01 vs. Nebraska)
- 50 Sandy Werner (8/27/05 at Missouri St.)
- 49 JuliAnne Chisholm (9/18/10 at Texas Tech)
- 49 Nataly Korobkova (10/3/07 at Nebraska)
- 48 Rita Liliom (9/24/08 at Texas A&M)

Four Set

- 72 JuliAnne Chisholm (10/31/09 at Oklahoma)
- 64 Brooke Sassin (9/23/15 at KU)
- 64 Liz Wegner (9/29/01 vs. Texas)
- 63 JuliAnne Chisholm (9/16/09 vs. Oklahoma)
- 63 Agata Rezende (11/19/05 at Nebraska)

Five Set

- 73 Jennifer Pollard (10/30/02 at Texas Tech)
- 68 Brooke Sassin (9/19/15 vs. Arkansas)
- 65 Kaitlynn Pelger (9/12/11 vs. Drake)
- 65 Lilla Porubek (11/9/11 vs. Oklahoma)
- 64 3x, Last: Brooke Sassin (8/29/15 vs. Ill. St.)

INDIVIDUAL, SINGLE SEASON

Rk	Player	Attacks	SP	AVG
1.	Liliom, R. (2008)	1,352	122	11.08
2.	Porubek, L. (2011)	1,218	124	9.82
3.	Wegner, L. (2001)	1,210	98	12.34
4.	Chisholm, J. (2009)	1,164	112	10.39
5.	Sassin, B. (2015)	1,157	107	10.81
6.	Korobkova, N. (2007)	1,142	115	9.93
7.	Chisholm, J. (2010)	1,141	112	10.19
8.	Hejjas, V. (2003)	1,137	126	9.02
9.	Werner, S. (2006)	1,132	112	10.11
10.	Zumach, K. (2014)	1,095	116	9.44

INDIVIDUAL, CAREER

Rk	Player	Attacks	SP	AVG
1.	Zumach, K. (2014-18)	3,877	434	8.93
2.	Pelger, K. (2010-13)	3,459	438	7.90
3.	Werner, S. (2003-06)	3,255	376	8.66
5.	Liliom, R. (2004-08)	3,237	366	8.84
5.	Jensen, C. (2000-03)	3,201	360	8.89
6.	Sassin, B. (2014-16)	3,081	337	9.14
7.	Porubek, L. (2010-13)	2,758	320	8.62
8.	Chisholm, J. (2007-10)	2,695	311	8.67
9.	Ludwig, K. (2009-12)	2,626	429	6.12
10.	Goehring, L. (2000-03)	2,591	419	6.18

MOST ATTACKS BY CLASS

FRESHMAN

Overall

Season 1,095 Kylee Zumach (2014)

Rally-Scoring

Season 1,095 Kylee Zumach (2014)

SOPHOMORE

Overall

Season 1,487 Liz Wegner (1999)

Rally-Scoring

Season 1,218 Lilla Porubek (2011)

JUNIOR

Overall

Season 1,340 Liz Wegner (2000)

Rally-Scoring

Season 1,164 JuliAnne Chisholm (2009)

SENIOR

Overall

Season 1,671 Dawn Cady (1999)

Rally-Scoring

Season 1,352 Rita Liliom (2008)

POSTSEASON

INDIVIDUAL, SINGLE MATCH

Three Set

- 47 Liz Wegner (12/5/98 at BYU)
- 45 Dawn Cady (12/5/98 at BYU)
- 43 Kim Zschau (12/5/98 at BYU)
- 40 Abbie Brown (12/8/96 at Washington St.)
- 40 Liz Wegner (12/2/99 vs. Louisville)

Four Set

- 70 A. Brown (12/4/96 vs. CS Northridge)
- 67 Dawn Cady (12/3/99 at Colorado St.)
- 66 Liz Wegner (12/3/99 at Colorado St.)
- 64 K. Zschau (12/4/96 vs. CS Northridge)
- 64 Liz Wegner (12/2/00 at Pepperdine)

Five Set

- 55 Rita Liliom (12/1/07 vs. Oregon)
- 53 Liz Wegner (11/30/01 vs. Arkansas)
- 53 Rita Liliom (12/5/08 vs. Santa Clara)
- 51 Kaitlynn Pelger (12/2/11 at Nebraska)
- 49 Lilla Porubek (12/2/11 at Nebraska)

OVERALL

TEAM, SINGLE MATCH

Three Set

1.	.638	9/2/87 vs. UMKC
2.	.589	9/20/96 vs. Colorado St.
3.	.545	9/13/03 vs. LSU
4.	.500	9/6/13 vs. Southern Illinois
5.	.483	8/31/91 vs. Chicago St.

Four Set

1.	.420	9/9/16 vs. Mississippi State
2.	.369	12/1/95 vs. Drake
3.	.361	9/18/87 at Oral Roberts
	.361	9/29/04 at Oklahoma
5.	.353	9/28/95 vs. Valparaiso

Five Set

1.	.338	9/15/84 vs. Drake
2.	.327	9/30/87 vs. Kansas
	.327	9/13/85 vs. Montana St.
4.	.323	11/30/01 vs. Arkansas
5.	.321	10/25/08 at Baylor

TEAM, SINGLE SEASON

Rk	Hitting %	Year	SP	Kills	Errors	Attacks
1.	.268	2007	119	1,933	695	4,615
2.	.264	1985	114	1,518	529	3,746
3.	.261	2003	126	1,981	728	4,809
4.	.256	1996	123	1,924	723	4,695
5.	.253	2008	123	1,671	580	4,319

OVERALL

INDIVIDUAL, SINGLE MATCH

Three Set

1.	.917	Helen Bundy (9/18/84 vs. Bethel)
2.	.889	Kate DeClerk (9/20/96 vs. Colorado St.)
3.	.857	Lauren Goehring (9/9/00 vs. Air Force)
4.	.800	K. Pelger (8/27/11 vs. Tennessee Tech)
5.	.789	Val Wieck (10/9/98 at Iowa St.)

Four Set

1.	.706	Kelsey Chipman (9/8/08 vs. Bakersfield)
2.	.704	Bryna Vogel (9/17/16 vs. Southern Miss)
3.	.700	Betsy Berkley (9/30/89 vs. Drake)
4.	.689	Angie McKee (9/11/93 vs. Wright St.)
5.	.667	Kelsey Chipman (10/21/09 at Colorado)

Five Set

1.	.706	Renee Whitney (9/29/84 vs. North Texas)
2.	.667	Natali Jones (10/25/14 vs. West Virginia)
	.667	Lisa Martin (10/2/04 vs. Iowa St.)
4.	.643	Caitlyn Donahue (10/26/11 vs. Missouri)
5.	.636	Letitia Melvin (9/5/81 at Drake)

INDIVIDUAL, SINGLE SEASON

Rk	Player	Hitting %	SP	Attacks
1.	Goehring, L. (2003)	.409	126	795
2.	Whitney, R. (1985)	.404	114	203
3.	Farr, M. (2007)	.390	119	585
4.	Whitney, R. (1984)	.389	120	247
5.	Goehring, L. (2002)	.370	102	770
6.	DeClerk, K. (1996)	.365	119	718
7.	Chipman, K. (2008)	.354	123	611
	Goehring, L. (2000)	.354	86	466
9.	DeClerk, K. (1995)	.352	118	798
10.	Branting, K. (2000)	.350	111	660

INDIVIDUAL, CAREER

Rk	Player	Hitting %	SP	Attacks
1.	Goehring, L. (2000-03)	.354	419	2,591
2.	Farr, M. (2005-08)	.348	344	1,593
3.	DeClerk, K. (1993-96)	.336	428	2,469
4.	Chipman, K. (2006-09)	.329	423	2,316
5.	Martin, L. (2001-04)	.319	350	1,867
6.	Christen, J. (1998-01)	.317	282	1,109
7.	Williams, P. (2017-pres.)	.315	177	777
8.	Guerre, G. (2001-04)	.312	420	1,553
9.	Brand, K. (2013-16)	.310	447	1,103
10.	Branting, K. (1997-00)	.295	445	2,564

RALLY-SCORING (SINCE 2001)

TEAM, SINGLE MATCH

Three Set

1.	.545	9/13/03 vs. LSU
2.	.500	9/6/13 vs. Southern Illinois
3.	.480	9/1/07 vs. Louisville
4.	.478	9/9/03 vs. UMKC
5.	.465	9/1/05 vs. Lipscomb

Four Set

1.	.420	9/9/16 vs. Mississippi State
2.	.361	9/29/04 at Oklahoma
3.	.343	9/17/16 vs. Southern Mississippi
4.	.339	9/6/08 vs. South Florida
5.	.331	12/1/05 vs. Florida A&M

Five Set

1.	.323	11/30/01 vs. Arkansas
2.	.321	10/25/08 at Baylor
3.	.318	10/20/12 vs. Texas Tech
4.	.314	12/1/07 vs. Oregon
5.	.305	9/8/17 at Georgia Tech

TEAM, SINGLE SEASON

Rk	Hitting %	Year	SP	Kills	Errors	Attacks
1.	.268	2007	119	1,933	695	4,615
2.	.261	2003	126	1,981	728	4,809
3.	.253	2008	123	1,671	580	4,319
4.	.248	2004	113	1,691	624	4,311
5.	.242	2012	103	1,417	525	3,692

RALLY-SCORING (SINCE 2001)

INDIVIDUAL, SINGLE MATCH

Three Set

1.	.833	Stacey Spiegelberg (10/5/05 at Kansas)
2.	.800	K. Pelger (8/27/11 vs. Tennessee Tech)
3.	.750	Kelsey Chipman (11/17/07 vs. Colorado)
	.750	Megan Farr (10/17/07 vs. Texas Tech)
	.750	Peyton Williams (8/26/17 at Oregon St.)

Four Set

1.	.706	Kelsey Chipman (9/8/08 vs. Bakersfield)
2.	.704	Bryna Vogel (9/17/16 vs. Southern Miss)
3.	.679	Joy Hamlin (12/1/05 vs. Florida A&M)
4.	.667	Kelsey Chipman (10/21/09 at Colorado)
5.	.643	Megan Farr (9/13/08 vs. Liberty)

Five Set

1.	.769	Gabby Guerre (11/17/04 vs. Oklahoma)
2.	.667	Natali Jones (10/25/14 vs. West Virginia)
	.667	Lisa Martin (10/2/04 vs. Iowa St.)
4.	.643	Caitlyn Donahue (10/26/11 vs. Missouri)
5.	.600	2x, Last: T. Johnson (8/30/13 vs. Portland)

INDIVIDUAL, SINGLE SEASON

Rk	Player	Hitting %	SP	Attacks
1.	Goehring, L. (2003)	.409	126	795
2.	Farr, M. (2007)	.390	119	585
3.	Goehring, L. (2002)	.370	102	770
4.	Chipman, K. (2008)	.354	123	611
5.	Chipman, K. (2009)	.345	113	722
6.	Chipman, K. (2007)	.343	119	673
7.	Christen, J. (2001)	.342	104	483
8.	Farr, M. (2008)	.340	123	491
9.	Spiegelberg, S. (2007)	.339	119	271
	Martin, L. (2004)	.339	112	641

INDIVIDUAL, CAREER

Rk	Player	Hitting %	SP	Attacks
1.	Goehring, L. (2000-03)	.354	419	2,591
2.	Farr, M. (2005-08)	.348	344	1,593
3.	Chipman, K. (2006-09)	.329	423	2,316
4.	Martin, L. (2001-04)	.319	350	1,867
5.	Williams, P. (2017-pres.)	.315	177	777
6.	Guerre, G. (2001-04)	.312	420	1,553
7.	Brand, K. (2013-16)	.310	447	1,103
8.	Hamlin, J. (2003-05)	.292	240	1,033
9.	Pelger, K. (2010-13)	.286	438	3,459
10.	Rezende, A. (2004-05)	.269	206	1,506

TEAM, SINGLE SET

OVERALL

Rk	Hitting %	Date	Set
1.	.818	9/14/12 vs. Minnesota	5
2.	.800	9/20/84 at Saint Louis	2
	.800	9/2/87 vs. UMKC	1
4.	.737	10/19/96 vs. Missouri	3
5.	.714	9/13/85 vs. Wichita St.	1
6.	.708	11/15/00 vs. Oklahoma	2

POSTSEASON

INDIVIDUAL, SINGLE MATCH

Three Set

1.	.636	Elle Sandbothe (12/2/16 vs. Lipscomb)
2.	.562	Gabby Guerre (12/6/03 vs. Arkansas)
3.	.562	Lisa Martin (12/6/03 vs. Arkansas)
4.	.538	Katie Reininger (12/2/16 vs. Lipscomb)
5.	.500	Stacey Spiegelberg (12/2/05 at Florida)
	.500	Agata Rezende (12/2/05 at Florida)
	.500	Devon Rynning (12/8/96 at Washington St.)

Four Set

1.	.679	Joy Hamlin (12/1/05 vs. Florida A&M)
2.	.583	Kate DeClerk (12/1/95 vs. Drake)
3.	.500	Kelle Branting (12/2/00 at Pepperdine)
	.500	Devon Rynning (12/1/95 vs. Drake)
5.	.485	Kate DeClerk (12/2/95 vs. Rice)

Five Set

1.	.500	Kate DeClerk (12/2/95 vs. Rhode Island)
2.	.476	Megan Farr (12/1/07 vs. Oregon)
3.	.444	Kelsey Chipman (12/5/08 vs. Santa Clara)
4.	.432	Lauren Goehring (11/30/01 vs. Arkansas)
5.	.423	Jayne Christen (11/30/01 vs. Arkansas)

*For single-match hitting percentage records, players must have a minimum of 10 attempts

OVERALL

TEAM, SINGLE MATCH

Three Set

- 76 10/4/00 vs. Kansas
- 66 10/17/98 vs. Texas Tech
- 64 9/27/00 vs. Texas
- 64 9/30/00 at Missouri
- 63 10/11/00 vs. Colorado

Four Set

- 95 12/6/96 vs. Cal State Northridge
- 89 11/27/98 vs. Colorado
- 86 10/9/99 at Texas
- 84 12/2/00 at Pepperdine
- 82 11/15/96 vs. Nebraska

Five Set

- 111 9/19/98 vs. Illinois
- 96 11/21/98 at Baylor
- 87 11/25/00 vs. Nebraska
- 86 11/7/07 vs. Texas A&M
- 84 10/14/00 vs. Texas A&M

TEAM, SINGLE SEASON

Rk	Assists	Year	SP	AVG
1.	1,830	1998	109	16.79
2.	1,828	2000	113	16.18
3.	1,825	2007	119	15.34
4.	1,794	2003	126	14.24
5.	1,749	1996	123	14.22

OVERALL

INDIVIDUAL, SINGLE MATCH

Three Set

- 68 Disney Bronnenberg (10/4/00 vs. Kansas)
- 64 D. Bronnenberg (9/30/00 at Missouri)
- 62 D. Bronnenberg (10/11/00 vs. Colorado)
- 60 Devon Ryning (9/7/96 vs. Oregon)
- 59 2x, Last: D. Bronnenberg (9/27/00 vs. Texas)

Four Set

- 88 D. Ryning (12/4/96 vs. Cal State Northridge)
- 84 D. Bronnenberg (11/17/98 vs. Colorado)
- 78 D. Bronnenberg (12/2/00 at Pepperdine)
- 77 D. Bronnenberg (10/9/99 at Texas)
- 74 2x, Last: D. Ryning (10/11/97 vs. Texas Tech)

Five Set

- 101 Disney Bronnenberg (9/19/98 vs. Illinois)
- 86 D. Bronnenberg (11/25/00 vs. Nebraska)
- 84 D. Bronnenberg (11/21/98 at Baylor)
- 81 D. Bronnenberg (10/14/00 vs. Texas A&M)
- 79 2x, Last: Spiegelberg (11/7/07 vs. Texas A&M)

INDIVIDUAL, SINGLE SEASON

Rk	Player	Assists	SP	AVG
1.	Bronnenberg, D. (2000)	1,696	113	15.01
2.	Bronnenberg, D. (1998)	1,694	109	15.54
3.	Spiegelberg, S. (2007)	1,590	119	13.36
4.	Guerre, G. (2003)	1,517	126	12.04
5.	Bronnenberg, D. (1999)	1,508	109	13.83
6.	Ryning, D. (1996)	1,498	115	13.03
7.	Spiegelberg, S. (2005)	1,482	119	12.45
8.	Ryning, D. (1997)	1,468	110	13.35
9.	Spiegelberg, S. (2006)	1,415	114	12.41
10.	Ryning, D. (1995)	1,388	118	11.76

INDIVIDUAL, CAREER

Rk	Player	Assists	SP	AVG
1.	Ryning, D. (1994-97)	5,132	425	12.08
2.	Guerre, G. (2001-04)	4,943	420	11.77
3.	Bronnenberg, D. (1998-00)	4,898	331	14.80
4.	Brand, K. (2013-16)	4,859	447	10.87
5.	Spiegelberg, S. (2004-07)	4,540	377	12.04
6.	Donahue, C. (2009-12)	3,618	446	8.11
7.	Whitney, R. (1983-86)	3,154	337	9.36
8.	Dau, C. (1992-94)	2,332	293	7.96
9.	Kull, L. (1986-89)	2,142	366	5.85
10.	Pacheco, S. (2008-09)	2,114	216	9.79

RALLY-SCORING (SINCE 2001)

TEAM, SINGLE MATCH

Three Set

- 58 9/1/07 vs. Louisville
- 57 10/24/07 at Missouri
- 56 10/31/07 at Texas Tech
- 55 9/10/11 at South Dakota St.
- 55 11/27/04 vs. Missouri

Four Set

- 73 10/22/01 at Texas A&M
- 70 9/8/06 at Northern Iowa
- 70 10/4/03 at Texas A&M
- 69 10/8/16 vs. TCU
- 67 9/4/08 vs. UC Irvine

Five Set

- 86 11/7/07 vs. Texas A&M
- 80 10/29/03 at Kansas
- 79 12/1/07 vs. Oregon
- 79 11/13/04 at Baylor
- 77 10/8/03 vs. Missouri

TEAM, SINGLE SEASON

Rk	Assists	Year	SP	AVG
1.	1,825	2007	119	15.34
2.	1,794	2003	126	14.24
3.	1,644	2005	119	13.82
4.	1,603	2006	114	14.06
5.	1,591	2011	126	12.63

RALLY-SCORING (SINCE 2001)

INDIVIDUAL, SINGLE MATCH

Three Set

- 48 Caitlyn Donahue (9/10/11 vs. S. Dakota St.)
- 48 Soriana Pacheco (10/21/09 at Colorado)
- 48 Stacey Spiegelberg (9/17/05 vs. Texas Tech)
- 48 Gabby Guerre (9/20/03 at Texas Tech)
5. 47 3x, Last: Dixon (10/20/18 at Baylor)

Four Set

- 64 Laura Downey (9/7/01 vs. Arkansas)
- 63 Stacey Spiegelberg (12/1/05 vs. Florida A&M)
- 63 Gabby Guerre (10/22/01 at Texas A&M)
- 62 Stacey Spiegelberg (9/8/06 at Northern Iowa)
- 60 2x, Last: Katie Brand (9/17/16 vs. Southern Miss)

Five Set

- 79 Stacey Spiegelberg (11/7/07 vs. Texas A&M)
- 76 Gabby Guerre (10/29/03 at Kansas)
- 71 Gabby Guerre (11/13/04 at Baylor)
- 68 Gabby Guerre (11/30/01 vs. Arkansas)
- 67 4x, Last: Caitlyn Donahue (9/28/11 at Missouri)

INDIVIDUAL, SINGLE SEASON

Rk	Player	Assists	SP	AVG
1.	Spiegelberg, S. (2007)	1,590	119	13.36
2.	Guerre, G. (2003)	1,517	126	12.04
3.	Spiegelberg, S. (2005)	1,482	119	12.45
4.	Spiegelberg, S. (2006)	1,415	114	12.41
5.	Donahue, C. (2011)	1,346	120	11.22
6.	Brand, K. (2016)	1,341	119	11.27
7.	Brand, K. (2014)	1,274	116	10.98
8.	Guerre, G. (2004)	1,265	111	11.40
9.	Guerre, G. (2002)	1,199	102	11.75
10.	Donahue, C. (2012)	1,198	103	11.63

INDIVIDUAL, CAREER

Rk	Player	Assists	SP	AVG
1.	Guerre, G. (2001-04)	4,943	420	11.77
2.	Brand, K. (2013-16)	4,859	447	10.87
3.	Spiegelberg, S. (2004-07)	4,540	377	12.04
4.	Donahue, C. (2009-12)	3,618	446	8.11
5.	Pacheco, S. (2008-09)	2,114	216	9.79
6.	Dixon S. (2017-pres.)	1,839	214	8.59
7.	Smith, B. (2017-18)	476	101	4.71

MOST ASSISTS BY CLASS

FRESHMAN

Overall

Season	1,694	Disney Bronnenberg (1998)
Per Set	15.54	Disney Bronnenberg (1998)

Rally-Scoring

Season	1,056	Katie Brand (2013)
Per Set	11.88	Gabby Guerre (2001)

SOPHOMORE

Overall

Season	1,508	Disney Bronnenberg (1999)
Per Set	13.83	Disney Bronnenberg (1999)

Rally-Scoring

Season	1,482	Stacey Spiegelberg (2005)
Per Set	12.45	Stacey Spiegelberg (2005)

JUNIOR

Overall

Season	1,696	Disney Bronnenberg (2000)
Per Set	15.01	Disney Bronnenberg (2000)

Rally-Scoring

Season	1,415	Stacey Spiegelberg (2006)
Per Set	12.41	Stacey Spiegelberg (2006)

SENIOR

Overall/Rally-Scoring

Season	1,590	Stacey Spiegelberg (2007)
Per Set	13.36	Stacey Spiegelberg (2007)

POSTSEASON

INDIVIDUAL, SINGLE MATCH

Three Set

- 50 Disney Bronnenberg (12/5/98 at BYU)
- 46 Caitlyn Donahue (12/1/11 vs. Wichita St.)
- 45 D. Bronnenberg (12/4/98 vs. Georgetown)
- 45 Gabby Guerre (12/5/02 vs. Michigan)
- 45 Stacey Spiegelberg (12/2/05 at Florida)

Four Set

- 88 Devon Ryning (12/4/96 vs. CS Northridge)
- 78 D. Bronnenberg (12/2/00 at Pepperdine)
- 64 D. Bronnenberg (12/3/99 at Colorado St.)
- 63 Stacey Spiegelberg (12/2/05 at Florida)
- 62 Devon Ryning (12/1/95 vs. Drake)

Five Set

- 68 Gabby Guerre (11/30/01 vs. Arkansas)
- 67 Stacey Spiegelberg (12/1/07 vs. Oregon)
- 65 Caitlyn Donahue (12/2/11 at Nebraska)
- 63 Devon Ryning (12/2/95 vs. Rhode Island)

OVERALL

TEAM, SINGLE MATCH

Three Set

- 81 9/19/97 vs. George Mason
- 79 9/22/95 vs. Wichita St.
- 77 10/4/00 vs. Kansas
- 76 9/21/89 at Wichita St.
- 76 9/30/00 at Missouri

Four Set

- 117 10/10/90 vs. Kansas
- 110 9/26/97 vs. Colorado
- 108 10/10/01 at Iowa St.
- 106 9/7/89 vs. Illinois-Chicago
- 106 10/22/01 at Texas A&M

Five Set

- 118 8/29/15 vs. Illinois State
- 115 11/20/87 vs. Kansas
- 115 10/4/97 at Oklahoma
- 113 10/24/89 vs. Wichita St.
- 112 10/20/93 vs. Missouri

TEAM, SINGLE SEASON

Rk	Digs	Year	SP	AVG
1.	1,986	1997	117	16.97
2.	1,927	2001	106	18.18
3.	1,925	2011	126	15.28
4.	1,921	2003	126	15.25
5.	1,896	1999	109	17.40

OVERALL

INDIVIDUAL, SINGLE MATCH

Three Set

- 26 Mary Kinsey (9/19/87 vs. NE Louisiana)
- 24 Lisa Mimick (9/30/00 at Missouri)
- 23 Devon Ryning (9/19/97 vs. George Mason)
- 23 Angie Lastra (10/13/07 at Iowa St.)
- 22 8x, Last: Angie Lastra (11/30/07 vs. Tulsa)

Four Set

- 40 Mary Kinsey (9/26/87 at Drake)
- 32 Kersten Kober (11/25/15 vs. KU)
- 31 Angie Lastra (11/3/04 at Iowa St.)
- 31 Laura Downey-Wallace (10/12/02 vs. Colorado)
- 31 Dawn Cady (10/16/99 vs. Texas A&M)

Five Set

- 41 Lauren Mathewson (11/4/09 vs. Texas A&M)
- 37 Kersten Kober (10/3/15 at TCU)
- 36 Angie Lastra (11/10/07 at Baylor)
- 36 Angie Lastra (9/10/04 vs. Minnesota)
- 35 Shawnee Call (11/20/87 vs. Kansas)

INDIVIDUAL, SINGLE SEASON

Rk	Player	Digs	SP	AVG
1.	Lastra, A. (2007)	575	119	4.83
2.	Downey, L. (2002)	558	102	5.47
3.	Mathewson, L. (2010)	540	113	4.78
4.	Downey, L. (2003)	534	126	4.24
5.	Mathewson, L. (2009)	514	109	4.72
6.	Mathewson, L. (2008)	505	123	4.11
7.	Kober, K. (2015)	500	107	4.67
8.	Lastra, A. (2004)	493	113	4.36
9.	Lastra, A. (2005)	490	119	4.12
10.	Kabalis, K. (2011)	478	126	3.79

INDIVIDUAL, CAREER

Rk	Player	Digs	SP	AVG
1.	Lastra, A. (2004-07)	2,032	465	4.37
2.	Mathewson, L. (2007-10)	1,755	464	3.78
3.	Zschau, K. (1995-98)	1,578	457	3.32
4.	Kober, K. (2013-16)	1,554	425	3.66
5.	Downey, L. (1999-03)	1,450	379	3.83
6.	Cady, D. (1996-99)	1,258	404	3.11
7.	Brand, K. (2013-16)	1,221	447	2.73
8.	Call, S. (1985-88)	1,174	394	2.98
9.	Mimick, L. (1998-01)	1,138	395	2.88
10.	Wegner, L. (1998-01)	1,121	426	2.63

RALLY-SCORING (SINCE 2001)

TEAM, SINGLE MATCH

Three Set

- 75 9/8/01 vs. Washington St.
- 74 10/23/02 vs. Missouri
- 74 10/11/17 at Iowa St.
- 72 11/28/15 at Baylor
- 71 11/20/02 vs. Oklahoma

Four Set

- 108 10/10/01 at Iowa St.
- 106 10/22/01 at Texas A&M
- 99 11/25/15 vs. KU
- 95 12/12/03 vs. Penn St.
- 93 9/16/09 vs. Oklahoma

Five Set

- 118 8/29/15 vs. Illinois State
- 110 9/3/16 vs. Georgia Tech
- 109 10/28/17 at Texas Tech
- 102 9/10/04 at Minnesota
- 101 8/31/13 vs. Cal State Fullerton

TEAM, SINGLE SEASON

Rk	Digs	Year	SP	AVG
1.	1,927	2001	106	18.18
2.	1,925	2011	126	15.28
3.	1,921	2003	126	15.25
4.	1,879	2015	107	17.56
5.	1,837	2002	102	18.01

RALLY-SCORING (SINCE 2001)

INDIVIDUAL, SINGLE MATCH

Three Set

- 23 Angie Lastra (10/13/07 at Iowa St.)
- 22 8x, Last: A. Lastra (11/30/07 vs. Tulsa)

Four Set

- 32 Kersten Kober (11/25/15 vs. KU)
- 31 Angie Lastra (11/3/04 at Iowa St.)
- 31 Laura Downey-Wallace (10/12/02 vs. Colorado)
- 30 Lauren Mathewson (10/31/09 at Oklahoma)
- 30 Angie Lastra (11/24/04 at Texas A&M)
- 30 Laura Downey-Wallace (12/12/03 vs. Penn St.)

Five Set

- 41 Lauren Mathewson (11/4/09 vs. Texas A&M)
- 37 Kersten Kober (10/3/15 at TCU)
- 36 Angie Lastra (11/10/07 at Baylor)
- 36 Angie Lastra (9/10/04 vs. Minnesota)
- 33 Angie Lastra (9/9/06 vs. Alabama)

INDIVIDUAL, SINGLE SEASON

Rk	Player	Digs	SP	AVG
1.	Lastra, A. (2007)	575	119	4.83
2.	Downey, L. (2002)	558	102	5.47
3.	Mathewson, L. (2010)	540	113	4.78
4.	Downey, L. (2003)	534	126	4.24
5.	Mathewson, L. (2009)	514	109	4.72
6.	Mathewson, L. (2008)	505	123	4.11
7.	Kober, K. (2015)	500	107	4.67
8.	Lastra, A. (2004)	493	113	4.36
9.	Lastra, A. (2005)	490	119	4.12
10.	Kabalis, K. (2011)	478	126	3.79

INDIVIDUAL, CAREER

Rk	Player	Digs	SP	AVG
1.	Lastra, A. (2004-07)	2,032	465	4.37
2.	Mathewson, L. (2007-10)	1,755	464	3.78
3.	Kober, K. (2013-16)	1,554	425	3.66
4.	Downey, L. (1999-03)	1,450	379	3.83
5.	Brand, K. (2013-16)	1,221	447	2.73
6.	Donahue, C. (2009-12)	1,107	446	2.48
7.	Guerre, G. (2001-04)	1,013	420	2.50
8.	Pelger, K. (2010-13)	993	438	2.27
9.	McCarty, T. (2010-13)	971	398	2.44
10.	Vogel, B. (2014-17)	970	350	2.77

MOST DIGS BY CLASS

FRESHMAN

Overall

Season	493	Angie Lastra (2004)
Per Set	4.36	Angie Lastra (2004)

SOPHOMORE

Overall

Season	505	Lauren Mathewson (2008)
Per Set	4.12	Angie Lastra (2005)

JUNIOR

Overall

Season	558	Laura Downey (2002)
Per Set	5.47	Laura Downey (2002)

SENIOR

Overall

Season	575	Angie Lastra (2005)
Per Set	4.83	Angie Lastra (2007)

POSTSEASON

INDIVIDUAL, SINGLE MATCH

Three Set

- 22 Laura Downey (12/7/02 vs. Michigan)
- 22 Angie Lastra (12/2/04 vs. CS Northridge)
- 22 Angie Lastra (11/30/07 vs. Tulsa)
- 17 6x, Last: K. Pelger (12/1/11 vs. Wichita St.)

Four Set

- 30 Laura Downey (12/12/03 vs. Penn St.)
- 25 Kim Zschau (12/4/96 vs. CS Northridge)
- 25 Lisa Mimick (12/1/01 vs. Nebraska)
- 24 Kersten Kober (12/4/15 vs. Wichita St.)
- 23 Laura Downey (12/7/02 vs. Washington St.)
- 23 Angie Lastra (12/1/05 vs. Florida A&M)

Five Set

- 25 Jennifer Pollard (11/30/01 vs. Arkansas)
- 20 Angie Lastra (12/1/07 vs. Oregon)
- 18 Lauren Mathewson (12/5/08 vs. Santa Clara)
- 17 Kuulei Kabalis (12/2/11 at Nebraska)
- 15 Tristan McCarty (12/2/11 at Nebraska)
- 15 Katie Brand (12/3/16 vs. Ohio State)

OVERALL

TEAM, SINGLE MATCH

Three Set

- 18 9/9/03 vs. UMKC
- 17 10/12/90 vs. UMKC
- 17 9/5/87 vs. Drake
- 17 9/14/85 vs. Drake
- 15 9/18/84 vs. Bethel

Four Set

- 23 9/19/87 vs. Tulsa
- 18 9/16/95 at Stephen F. Austin
- 18 9/10/88 vs. Mississippi
- 17 10/16/87 vs. Colorado
- 15 2x, Last: 10/25/89 at UMKC

Five Set

- 20 10/8/83 vs. Iowa St.
- 18 11/13/87 vs. Missouri
- 17 9/29/84 vs. North Texas
- 16 11/21/86 vs. Kansas
- 14 9/5/91 at Drake

TEAM, SINGLE SEASON

Rk	Aces	Year	SP	AVG
1.	287	1987	103	2.79
2.	282	1984	120	2.35
3.	252	1983	103	2.45
4.	238	1996	123	1.94
5.	233	1985	114	2.04

OVERALL

INDIVIDUAL, SINGLE MATCH

Three Set

- 8 Kristi Jacquart (9/20/88 vs. UMKC)
- 8 Leslie Kull (9/5/87 vs. Drake)
- 7 4x, Last: Gabby Guerre (9/9/03 vs. UMKC)

Four Set

- 9 Kristi Jacquart (9/19/87 vs. Tulsa)
- 9 Lynda Harshbarger (9/10/88 vs. Mississippi)
- 7 Lauren Goehring (10/10/01 at Iowa St.)
- 7 Renee Whitney (9/28/84 vs. Iowa St.)
- 6 4x, Last: Pelger (9/21/13 at Saint Louis)

Five Set

- 7 Sharon Ridley (10/8/83 vs. Iowa St.)
- 6 Cindy Durham (10/20/86 vs. Kansas)
- 6 Kristi Jacquart (11/13/87 vs. Missouri)
- 6 Kelle Branting (11/4/00 at Texas)
- 5 9x, Last: Pelger (9/11/10 at Kentucky)

INDIVIDUAL, SINGLE SEASON

Rk	Player	Aces	SP	AVG
1.	Jacquart, K. (1987)	82	100	0.82
2.	Lastra, A. (2004)	67	113	0.59
3.	Ryning, D. (1995)	55	118	0.47
4.	Kinsey, M. (1985)	54	113	0.48
5.	Gross, L. (1984)	52	120	0.43
	Ridley, S. (1983)	52	97	0.54
7.	Guerre, G. (2003)	51	126	0.40
	Hejjas, V. (2003)	51	126	0.40
	Jantsch, J. (2006)	51	114	0.45
10.	Jacquart, K. (1986)	49	115	0.43

INDIVIDUAL, CAREER

Rk	Player	Aces	SP	AVG
1.	Kinsey, M. (1984-87)	175	391	0.45
2.	Ryning, D. (1994-97)	169	425	0.40
3.	Jacquart, K. (1984-87)	167	363	0.46
4.	Guerre, G. (2001-04)	165	420	0.39
5.	Lastra, A. (2004-07)	151	465	0.32
6.	Jantsch, J. (2005-08)	138	423	0.33
7.	Pelger, K. (2010-13)	131	438	0.30
8.	Spiegelberg, S. (2004-07)	129	377	0.34
9.	Whitney, R. (1983-86)	128	337	0.34
10.	Saxton, K. (1989-92)	120	322	0.37

RALLY-SCORING (SINCE 2001)

TEAM, SINGLE MATCH

Three Set

- 18 9/9/03 vs. UMKC
- 13 9/15/07 at Baylor
- 13 10/25/03 vs. Baylor
- 12 9/8/07 vs. Fresno St.
- 12 8/28/07 vs. Houston

Four Set

- 12 9/21/13 vs. Saint Louis
- 12 11/14/07 vs. Kansas
- 12 11/10/01 vs. Colorado
- 11 9/6/08 vs. South Florida
- 11 10/22/05 at Texas

Five Set

- 14 10/2/04 vs. Iowa St.
- 13 10/6/07 vs. Texas
- 13 11/12/03 vs. Missouri
- 12 10/15/05 at Baylor
- 11 10/15/03 vs. Texas

TEAM, SINGLE SEASON

Rk	Aces	Year	SP	AVG
1.	225	2007	119	1.89
2.	215	2004	113	1.90
3.	212	2003	126	1.68
4.	205	2006	114	1.80
5.	168	2001	106	1.58

RALLY-SCORING (SINCE 2001)

INDIVIDUAL, SINGLE MATCH

Three Set

- 7 Gabby Guerre (9/9/03 vs. UMKC)
- 6 Stacey Spiegelberg (9/15/07 at Baylor)
- 6 Angie Lastra (10/20/04 vs. Baylor)
- 6 Jenny Pollard (11/9/02 vs. Baylor)
- 5 7x, Last: Kaitlynn Pelger (9/6/13 vs. SEMO)

Four Set

- 7 Lauren Goehring (10/10/01 at Iowa St.)
- 6 Kaitlynn Pelger (9/21/13 vs. Saint Louis)
- 6 Liz Wegner (9/7/01 vs. Arkansas)
- 5 Stacey Spiegelberg (11/22/06 at Texas Tech)
- 5 Vali Hejjas (9/29/04 at Oklahoma)

Five Set

- 5 Kaitlynn Pelger (9/11/10 at Kentucky)
- 5 Kathleen Ludwig (9/28/09 vs. Minnesota)
- 5 Megan Kroeker (10/14/06 vs. Oklahoma)
- 5 Brooke Smith (9/8/17 at Georgia Tech)
5. 4 12x, Last: Zsafia Gyimes (10/3/18 at TTU)

INDIVIDUAL, SINGLE SEASON

Rk	Player	Aces	SP	AVG
1.	Lastra, A. (2004)	67	113	0.59
2.	Guerre, G. (2003)	51	126	0.40
	Hejjas, V. (2003)	51	126	0.40
	Jantsch, J. (2006)	51	114	0.45
5.	Spiegelberg, S. (2006)	45	114	0.39
6.	Spiegelberg, S. (2007)	40	119	0.34
	Spiegelberg, S. (2005)	40	119	0.34
8.	Pelger, K. (2013)	37	105	0.35
	Korobkova, N. (2007)	37	115	0.32
	Goehring, L. (2001)	37	105	0.35

INDIVIDUAL, CAREER

Rk	Player	Aces	SP	AVG
1.	Guerre, G. (2001-04)	165	420	0.39
2.	Lastra, A. (2004-07)	151	465	0.32
3.	Jantsch, J. (2005-08)	138	423	0.33
4.	Pelger, K. (2010-13)	131	438	0.30
5.	Spiegelberg, S. (2004-07)	129	377	0.34
6.	Guerre, G. (2001-04)	115	420	0.27
7.	Goehring, L. (2000-03)	106	419	0.25
8.	Ludwig, K. (2009-12)	93	429	0.22
9.	Hejjas, V. (2003-04)	87	238	0.37
10.	Donahue, C. (2009-12)	85	446	0.19

MOST SERVICE ACES BY CLASS

FRESHMAN

Overall/Rally-Scoring

Season	67	Angie Lastra (2004)
Per Set	0.59	Angie Lastra (2004)

SOPHOMORE

Overall

Season	54	Mary Kinsey (1985)
Per Set	0.48	Mary Kinsey (1985)

Rally-Scoring

Season	51	Jenny Jantsch (2006)
Per Set	0.45	Jenny Jantsch (2006)

JUNIOR

Overall/Rally-Scoring

Season	51	Gabby Guerre, Vali Hejjas (2003)
Per Set	0.40	Gabby Guerre, Vali Hejjas (2003)

SENIOR

Overall

Season	82	Kristi Jacquart (1987)
Per Set	0.82	Kristi Jacquart (1987)

Rally-Scoring

Season	40	Stacey Spiegelberg (2007)
Per Set	0.34	Stacey Spiegelberg (2007)

POSTSEASON

INDIVIDUAL, SINGLE MATCH

Three Set

- 3 Angie Lastra (12/3/04 at USC)
- 3 Kelsey Chipman (11/30/07 vs. Tulsa)
- 2 8x, Last: B. Sassin (12/2/16 vs. Lipscomb)

Four Set

- 3 Devon Ryning (12/1/95 vs. Drake)
- 3 Devon Ryning (12/2/95 vs. Rice)
- 3 Kim Zschau (12/4/96 vs. CS Northridge)
- 2 12x, Last: Lisa Mimick (12/1/01 vs. Nebraska)

Five Set

- 3 Kris Jensen (12/1/01 vs. Nebraska)
- 3 Tristan McCarty (12/2/11 at Nebraska)
- 2 Yolanda Young (12/2/95 vs. Rhode Island)
- 2 Devon Ryning (12/2/95 vs. Rhode Island)
- 2 Soriana Pacheco (12/5/08 vs. Santa Clara)

TEAM, SINGLE MATCH

Three Set

1. 20.5 9/9/06 vs. Notre Dame
2. 18 10/4/86 vs. Louisville
3. 17 11/25/09 vs. Nebraska
- 17 10/5/05 at Kansas
5. 16 2x, Last: 9/5/12 vs. Missouri St.

Four Set

1. 23.5 9/19/14 at Michigan
2. 23 11/7/98 at Colorado
3. 22 8/30/96 at Northwestern
4. 21.5 9/29/01 vs. Texas
5. 21 11/2/96 vs. Baylor

Five Set

1. 25 11/1/06 at Colorado
2. 23.5 10/24/86 at Wichita St.
3. 22 9/8/11 at Missouri St.
- 22 12/1/07 vs. Oregon
5. 21 9/12/87 vs. Purdue

TEAM, SINGLE SEASON

Rk	Total Blocks	Year	SP	AVG
1.	357.5	2007	119	3.00
2.	354.5	2005	119	2.98
3.	347	2006	114	3.04
4.	346.5	1995	122	2.84
5.	343	1996	123	2.79

Rk	Solo Blocks	Year	SP	AVG
1.	150	1984	120	1.25
2.	121	1985	114	1.06
3.	120	1983	103	1.17
4.	113	1988	101	1.12
5.	106	1986	115	0.92

Rk	Block Assists	Year	SP	AVG
1.	643	2007	119	5.40
2.	632	2006	114	5.54
3.	621	2005	119	5.22
4.	595	2003	126	4.72
5.	588	2004	113	5.20

POSTSEASON

SOLO, INDIVIDUAL, SINGLE MATCH

Three Set

1. 2 Kelle Branting (12/2/99 vs. Louisville)
- 2 Courtney Traxson (12/1/11 vs. Wichita St.)

Four Set

1. 3 Lisa Mimick (12/2/00 at Pepperdine)

Five Set

1. 3 Kelsey Chipman (12/5/08 vs. Santa Clara)
2. 1 5x; Last: Bryna Vogel (12/3/16 vs. Ohio State)

ASSISTS, INDIVIDUAL, SINGLE MATCH

Three Set

1. 7 Kelsey Chipman (11/30/07 vs. Tulsa)
2. 5 5x; Last: Katie Reininger (12/2/16 vs. Lipscomb)
Elle Sandbothe (12/2/16 vs. Lipscomb)

Four Set

1. 7 Kelle Branting (12/1/00 at Pepperdine)
2. 6 Val Wieck (12/4/97 vs. San Diego)
6 Kate DeClerk (12/4/96 vs. CS Northridge)
4. 5 Lisa Martin (12/12/03 vs. Penn State)
5 Heather Lindell (12/4/97 vs. San Diego)
5 Devon Rynning (12/4/96 vs. CS Northridge)

Five Set

1. 14 Nataly Korobkova (12/1/07 vs. Oregon)
2. 11 Megan Farr (12/1/07 vs. Oregon)
3. 10 Katie Reininger (12/3/16 vs. Ohio St.)
10 Bryna Vogel (12/3/16 vs. Ohio St.)
5. 9 Kelsey Chipman (12/1/07 vs. Oregon)

INDIVIDUAL, SOLO, SINGLE MATCH

Three Set

1. 5 Tami Tibbets (8/31/88 at UMKC)
2. 4 Kelsey Chipman (11/25/09 vs. Nebraska)
5 Betsy Berkley (9/2/90 vs. Drake)
- 4 Valerie Kastens (11/19/88 vs. Nebraska)
- 4 Cathy Sittenauer (9/2/83 at Fort Hays St.)
3. 2x, Last: Alex Muff (9/24/11 vs. Baylor)

Four Set

1. 5 Jill Dugan (10/14/92 vs. Iowa St.)
5 Betsy Berkley (9/2/90 vs. Drake)
- 5 Kristi Jacquart (9/26/87 at Drake)
4. 4 Angie McKee (9/17/91 vs. Wichita St.)
4 Helen Bundy (9/28/84 vs. Iowa St.)

Five Set

1. 8 Shawnee Call (10/24/86 vs. Wichita St.)
2. 6 Kaitlynn Pelger (9/8/11 at Missouri)
6 Lauren Goehring (10/30/02 at Texas Tech)

INDIVIDUAL, SOLO, SINGLE SEASON

Rk	Player	BS	SP	AVG
1.	Bundy, H. (1984)	44	104	0.42
2.	Sittenhauer, C. (1982)	43	--	--
3.	Sittenhauer, C. (1983)	40	97	0.41
4.	Kasten, V. (1988)	37	100	0.37
5.	Whitney, R. (1984)	35	120	0.29
6.	Bundy, H. (1985)	33	102	0.32
	Jacquart, K. (1987)	33	100	0.33
8.	Dugan, J. (1992)	31	100	0.31
9.	Berkley, B. (1990)	28	91	0.31
	Berkley, B. (1989)	28	97	0.29

INDIVIDUAL, SOLO, CAREER

Rk	Player	BS	SP	AVG
1.	Bundy, H. (1983-86)	104	346	0.30
2.	Dugan, J. (1992-95)	88	392	0.22
3.	Sittenhauer, C. (1980-83)	83	--	--
4.	Jacquart, K. (1984-87)	73	363	0.20
5.	Call, S. (1985-88)	71	394	0.18
6.	Whitney, R. (1983-86)	70	337	0.21
7.	DeClerk, K. (1993-96)	68	428	0.16
8.	Berkley, B. (1988-90)	67	259	0.26
9.	Wieck, V. (1995-98)	62	443	0.14
10.	2x, Last: Chipman (06-09)	55	423	0.13

INDIVIDUAL, ASSISTS, SINGLE MATCH

Three Set

1. 11 Jill Dugan (10/5/94 vs. Kansas)
2. 10 Kaitlynn Pelger (8/28/10 at Hawaii)
10 Lisa Martin (11/6/02 at Missouri)
10 Angie McKee (9/8/93 vs. Oral Roberts)
5. 9 7x, Last: K. Pelger (9/5/12 vs. Missouri St.)

Four Set

1. 14 Val Wieck (8/30/96 at Northwestern)
2. 13 Val Wieck (10/27/98 vs. Colorado)
3. 12 Val Wieck (11/2/96 vs. Baylor)
12 Helen Bundy (11/16/84 at Oklahoma)

Five Set

1. 15 Kelsey Chipman (11/1/06 at Colorado)
2. 14 Nataly Korobkova (12/1/07 vs. Oregon)
3. 13 Alex Muff (11/24/10 at Kansas)
4. 12 Macy Flowers (10/28/17 at Texas Tech)

INDIVIDUAL, ASSISTS, SINGLE SEASON

Rk	Player	BA	SP	AVG
1.	Hamlin, J. (2005)	168	116	1.45
2.	Chipman, K. (2007)	162	119	1.36
3.	Farr, M. (2007)	151	119	1.27
4.	Martin, L. (2004)	150	112	1.40
5.	Wieck, V. (1997)	142	103	1.38
6.	Wieck, V. (1996)	141	120	1.18
7.	Farr, M. (2008)	140	123	1.23
8.	Korobkova, N. (2007)	138	115	1.20
9.	Martin, L. (2003)	136	118	1.15
10	2x, Last: Muff, A. (2010)	135	111	1.31

INDIVIDUAL, ASSISTS, CAREER

Rk	Player	BA	SP	AVG
1.	Wieck, V. (1995-98)	521	443	1.18
2.	Chipman, K. (2006-09)	463	423	1.22
3.	Muff, A. (2009-12)	418	376	1.11
4.	Branting, K. (1997-00)	408	445	0.92
5.	DeClerk, K. (1993-96)	397	428	1.01
6.	Martin, L. (2001-04)	395	350	0.90
7.	Farr, M. (2005-08)	394	344	1.23
8.	Goehring, L. (2000-03)	380	419	1.02
9.	Pelger, K. (2010-13)	374	438	0.85
10.	Brand, K. (2013-16)	326	447	0.68

MOST BLOCKS BY CLASS

FRESHMAN

Overall

Solo	31	Jill Dugan (1992)
Assists	123	Megan Kroeker (2005)
Total	134	Megan Kroeker (2005)

SOPHOMORE

Overall

Solo	44	Helen Bundy (1984)
Assists	162	Kelsey Chipman (2007)
Total	175	Kelsey Chipman (2007)

JUNIOR

Overall

Solo	35	Renee Whitney (1985)
Assists	158	Joy Hamlin (2005)
Total	168	Joy Hamlin (2005)

SENIOR

Overall

Solo	40	Cathy Sittenauer (1983)
Assists	150	Lisa Martin (2004)
Total	157	Lisa Martin (2004)

TEAM, SINGLE MATCH, TOTAL BLOCKS

Three Set

1.	20.5	9/9/06 vs. Notre Dame
2.	17	11/25/09 vs. Nebraska
	17	10/5/05 at Kansas
4.	16	9/5/12 vs. Missouri St.
5.	15.5	9/22/13 at Missouri St.

Four Set

1.	23.5	9/19/14 at Michigan
2.	21.5	9/29/01 vs. Texas
3.	17.5	9/28/07 at Texas A&M
4.	17	11/24/12 vs. Oklahoma
	17	8/31/07 at Hawaii
	17	9/29/04 at Colorado

Five Set

1.	25	11/1/06 at Colorado
2.	22	9/8/11 at Missouri St.
	22	12/1/07 vs. Oregon
4.	20	9/10/04 at Minnesota
5.	19	3x, Last: 10/28/17 at Texas Tech

TEAM, SINGLE SEASON

Rk	Total Blocks	Year	SP	AVG
1.	357.5	2007	119	3.00
2.	354.5	2005	119	2.98
3.	347	2006	114	3.04
4.	341	2004	113	3.02
5.	336.5	2003	126	2.67

Rk	Solo Blocks	Year	SP	AVG
1.	69	2002	102	0.68
2.	58	2011	126	0.46
3.	54	2008	123	0.44
4.	48	2014	116	0.41
	48	2001	106	0.45

Rk	Block Assists	Year	SP	AVG
1.	643	2007	119	5.40
2.	632	2006	114	5.54
3.	621	2005	119	5.22
4.	595	2003	126	4.72
5.	588	2004	113	5.20

INDIVIDUAL, SINGLE MATCH, TOTAL BLOCKS

Three Set

1.	10	Kaitlynn Pelger (9/5/12 vs. Missouri St.)
	10	Kaitlynn Pelger (8/28/10 at Hawaii)
	10	Kelsey Chipman (11/25/09 vs. Nebraska)
	10	Megan Kroeker (9/9/06 vs. Notre Dame)
	10	Megan Kroeker (10/5/05 at Kansas)
	10	Lisa Martin (11/6/02 at Missouri)

Four Set

1.	13	Katie Reininger (9/19/14 at Michigan)
2.	12	Kelsey Chipman (9/28/07 at Texas A&M)
3.	11	Katie Brand (9/19/14 at Michigan)
4.	10	6x, Last: Sandbothe, E. (9/7/18 vs. Oregon State)

Five Set

1.	15	Kelsey Chipman (11/1/06 at Colorado)
2.	14	Kaitlynn Pelger (9/8/11 at Missouri St.)
	14	Nataly Korobkova (12/1/07 vs. Oregon)
4.	13	Alex Muff (11/24/10 at Kansas)
	13	Macy Flowers (10/28/17 at Texas Tech)

INDIVIDUAL, SINGLE SEASON

Rk	Player	Total Blocks	SP	AVG
1.	Chipman, K. (2007)	175	119	1.47
2.	Hamlin, J. (2005)	168	116	1.45
3.	Farr, M. (2007)	165	119	1.39
4.	Martin, L. (2004)	157	112	1.40
5.	Farr, M. (2008)	151	123	1.23
6.	Kroeker, M. (2006)	150	110	1.36
7.	Jones, N. (2014)	146	105	1.39
8.	Muff, A. (2010)	145	111	1.31
9.	Martin, L. (2003)	144	118	1.22
10.	Korobkova, N. (2007)	141	115	1.23

INDIVIDUAL, SINGLE SEASON AVERAGE

Rk	Player	AVG	TB	SP
1.	Chipman, K. (2007)	1.47	175	119
2.	Hamlin, J. (2005)	1.45	168	116
3.	Martin, L. (2004)	1.40	157	112
4.	Jones, N. (2014)	1.39	146	105
	Farr, M. (2007)	1.39	165	119

INDIVIDUAL, CAREER

Rk	Player	Total Blocks	SP	AVG
1.	Chipman, K. (2006-09)	518	423	1.22
2.	Muff, A. (2009-12)	446	376	1.19
3.	Goehring, L. (2000-03)	429	419	1.02
4.	Martin, L. (2001-04)	425	350	1.21
5.	Pelger, K. (2010-13)	424	438	0.97
6.	Farr, M. (2005-08)	423	344	1.23
7.	Brand, K. (2013-16)	351	447	0.79
8.	Guerre, G. (2001-04)	328	420	0.78
9.	Reininger, K. (2014-16)	325	304	1.07
10.	Hamlin, J. (2003-05)	319	240	1.33

INDIVIDUAL, CAREER AVERAGE

Rk	Player	AVG	TB	SP
1.	Hamlin, J. (2003-05)	1.33	319	240
2.	Farr, M. (2005-08)	1.23	423	344
3.	Chipman, K. (2006-09)	1.22	518	423
4.	Martin, L. (2001-04)	1.21	425	350
5.	Muff, A. (2009-12)	1.19	446	376

INDIVIDUAL, SOLO BLOCKS, SINGLE MATCH

Three Set

1.	4	Kelsey Chipman (11/25/09 vs. Nebraska)
2.	3	3x, Last: Alex Muff (9/24/11 vs. Baylor)

Four Set

1.	3	3x, Last: Macy Flowers (9/29/18 vs. TCU)
----	---	------------------------------------------

Five Set

1.	6	Kaitlynn Pelger (9/8/11 at Missouri)
	6	Lauren Goehring (10/30/02 at Texas Tech)
3.	3	3x, Last: Megan Kroeker (11/1/06 at Colorado)

INDIVIDUAL, SOLO BLOCKS, SEASON

Rk	Player	Solo Blocks	SP	AVG
1.	Pelger, K. (2011)	23	121	0.19
	Goehring, L. (2002)	23	102	0.23
3.	Chipman, K. (2009)	21	113	0.19
4.	Chipman, K. (2008)	19	123	0.15
5.	Hamlin, J. (2004)	18	95	0.19
6.	Zumach, K. (2016)	15	102	0.15
	Kroeker, M. (2006)	15	110	0.14
	Martin, L. (2002)	15	102	0.15
	Christen, J. (2001)	15	104	0.14
10.	Farr, M. (2007)	14	119	0.12

INDIVIDUAL, SOLO BLOCKS, CAREER

Rk	Player	Solo Blocks	SP	AVG
1.	Chipman, K. (2006-09)	55	423	0.13
2.	Pelger, K. (2010-13)	50	438	0.11
3.	Goehring, L. (2000-01)	49	419	0.12
4.	Zumach, K. (2014-18)	40	434	0.09
5.	Hamlin, J. (2003-05)	31	240	0.13
6.	Martin, L. (2001-04)	30	350	0.09
7.	Farr, M. (2005-08)	29	344	0.08
8.	Muff, A. (2009-12)	28	376	0.07
9.	Guerre, G. (2001-04)	27	420	0.06
10.	Brand, K. (2013-16)	25	447	0.06
	Reininger, K. (2014-16)	25	304	0.08

INDIVIDUAL, BLOCK ASSISTS, MATCH

Three Set

1.	10	Kaitlynn Pelger (8/28/10 at Hawaii)
	10	Lisa Martin (11/6/02 at Missouri)
3.	9	7x, Last: K. Pelger (9/5/12 vs. Missouri St.)

Four Set

1.	12	Natali Jones (9/19/14 at Michigan)
2.	11	Katie Brand (9/19/14 at Michigan)
	11	Kelsey Chipman (9/28/07 at Texas A&M)
4.	10	Joy Hamlin (9/29/04 at Oklahoma)
	10	Elle Sandbothe (9/7/18 vs. Oregon State)

Five Set

1.	15	Kelsey Chipman (11/1/06 at Colorado)
2.	14	Nataly Korobkova (12/1/07 vs. Oregon)
3.	13	Alex Muff (11/24/10 at Kansas)
4.	12	Macy Flowers (10/28/17 at Texas Tech)

INDIVIDUAL, BLOCK ASSISTS, SEASON

Rk	Player	Block Assists	SP	AVG
1.	Hamlin, J. (2005)	168	116	1.45
2.	Chipman, K. (2007)	162	119	1.36
3.	Farr, M. (2007)	151	119	1.27
4.	Martin, L. (2004)	150	112	1.40
5.	Farr, M. (2008)	140	123	1.23
6.	Korobkova, N. (2007)	138	115	1.20
7.	Martin, L. (2003)	136	118	1.15
8.	Muff, A. (2010)	135	111	1.31
	Kroeker, M. (2006)	135	110	1.23
10.	Jones, N. (2014)	134	105	1.28

INDIVIDUAL, BLOCK ASSISTS, CAREER

Rk	Player	Block Assists	SP	AVG
1.	Chipman, K. (2006-09)	463	423	1.22
2.	Muff, A. (2009-12)	418	376	1.11
3.	Martin, L. (2001-04)	395	350	0.90
4.	Farr, M. (2005-08)	394	344	1.23
5.	Goehring, L. (2000-03)	380	419	1.02
6.	Pelger, K. (2010-13)	374	438	0.85
7.	Brand, K. (2013-16)	326	447	0.73
8.	Ludwig, K. (2009-12)	312	429	0.73
9.	Guerre, G. (2001-04)	301	420	0.72
10.	Reininger, K. (2014-16)	300	304	0.99

OVERALL

INDIVIDUAL, CAREER

Rk	Player	Points	SP	AVG
1.	Wegner, L. (1998-01)	2,161.0	426	5.07
2.	Pelger, K. (2010-13)	1,879.0	438	4.29
3.	Zschau, K. (1995-98)	1,853.5	457	4.05
4.	Cady, D. (1996-99)	1,804.0	404	4.46
5.	Young, Y. (1993-96)	1,642.5	430	3.81
6.	Call, S. (1985-88)	1,592.0	394	4.04
7.	Zumach, K. (2014-18)	1,566.0	434	3.61
8.	Goehring, L. (2000-03)	1,556.5	419	3.71
9.	Branting, K. (1997-00)	1,541.0	445	3.46
10.	DeClerk, K. (1993-96)	1,509.5	428	3.53

INDIVIDUAL, CAREER AVERAGE

Rk	Player	AVG	Points	SP
1.	Wegner, L. (1998-01)	5.07	2,161.0	426
2.	Korobkova, N. (2007-08)	4.51	1,064.0	236
3.	Cady, D. (1996-99)	4.46	1,804.0	404
4.	Hejjas, V. (2003-04)	4.37	1,040.5	238
5.	Pelger, K. (2010-13)	4.29	1,879.0	438
6.	Zschau, K. (1995-98)	4.05	1,853.5	457
7.	Call, S. (1985-88)	4.04	1,592.0	394
8.	Saxton, K. (1989-92)	3.99	1,287.5	322
9.	Kinsey, M. (1984-87)	3.84	1,502.5	391
10.	Young, Y. (1993-96)	3.81	1,642.5	430

OVERALL

INDIVIDUAL, SINGLE MATCH

Three Set	
1.	35.5 Liz Wegner (10/11/00 vs. Colorado)
2.	31.0 Liz Wegner (10/4/00 vs. Kansas)
3.	30.0 Liz Wegner (9/27/00 vs. Texas)
4.	27.0 Dawn Cady (9/16/97 vs. SW Missouri St.)
5.	26.0 Liz Wegner (9/14/99 vs. Creighton)

Four Set

1.	38.0 Liz Wegner (10/9/99 at Texas)
2.	32.5 Liz Wegner (9/7/01 vs. Arkansas)
3.	32.0 Dawn Cady (10/13/99 vs. Kansas)
4.	31.0 Dawn Cady (9/11/99 vs. UNC-Charlotte)
5.	30.5 Kim Zschau (11/27/98 vs. Colorado)

Five Set

1.	41.5 Dawn Cady (11/21/99 at Kansas)
2.	39.0 Dawn Cady (9/22/99 at Nebraska)
	39.0 Kaitlynn Pelger (9/8/11 at Missouri St.)
4.	35.0 Kaitlynn Pelger (9/12/11 vs. Drake)
5.	33.0 Dawn Cady (9/19/98 vs. Illinois)

INDIVIDUAL, SINGLE SEASON

Rk	Player	Points	SP	AVG
1.	Cady, D. (1999)	680.0	109	6.23
2.	Wegner, L. (2000)	638.5	113	5.65
3.	Korobkova, N. (2007)	607.0	115	5.28
4.	Pelger, K. (2011)	605.0	121	5.00
5.	Wegner, L. (1999)	592.0	109	5.43
6.	Saxton, K. (1992)	584.5	104	5.62
7.	Lilliom, R. (2008)	555.0	122	4.55
8.	Hejjas, V. (2003)	539.5	126	4.28
9.	Cady, D. (1998)	533.0	109	4.89
10.	Zschau, K. (1997)	531.5	117	4.54

INDIVIDUAL, SINGLE SEASON AVERAGE

Rk	Player	AVG	Points	SP
1.	Cady, D. (1999)	6.23	680.0	109
2.	Wegner, L. (2000)	5.65	638.5	113
3.	Saxton, K. (1992)	5.62	584.5	104
4.	Wegner, L. (1999)	5.43	592.0	109
5.	Korobkova, N. (2007)	5.28	607.0	115
6.	Wegner, L. (2001)	5.02	492.0	98
7.	Pelger, K. (2011)	5.00	605.0	121
8.	Call, S. (1987)	4.89	430.5	88
9.	Cady, D. (1998)	4.89	533.0	109
10.	Zschau, D. (1998)	4.82	525.5	109

RALLY-SCORING (SINCE 2001)

TEAM, SINGLE MATCH

Three Set	
1.	76.0 10/24/07 at Missouri
2.	75.0 9/1/07 vs. Louisville
3.	74.0 9/7/07 vs. Northern Iowa
	74.0 10/26/02 at Colorado
	74.0 11/25/06 vs. Kansas

Four Set

1.	97.0 9/8/06 at Northern Iowa
	97.0 9/29/04 at Oklahoma
3.	94.0 12/1/05 vs. Florida A&M
	94.0 11/10/01 vs. Oregon
5.	91.5 2x, Last: 9/28/07 at Texas A&M

Five Set

1.	112.5 11/7/07 vs. Texas A&M
2.	108.0 10/29/03 at Kansas
	108.0 11/1/06 at Colorado
4.	107.0 12/1/07 vs. Oregon
5.	105.0 11/2/05 at Iowa St.

TEAM, SINGLE SEASON (OVERALL)

Rk	Points	Year	SP	Aces	Blocks	Kills
1.	2,529.5	2003	126	212	336.5	1,981
2.	2,515.5	2007	119	225	357.5	1,933
3.	2,505.0	1996	123	238	343.0	1,924
4.	2,441.0	2000	113	174	243.0	2,024
5.	2,409.5	1998	109	137	279.5	1,993

RALLY-SCORING (SINCE 2001)

INDIVIDUAL, SINGLE MATCH

Three Set	
1.	25.0 Nataly Korobkova (10/24/07 at Missouri)
	25.0 Lauren Goehring (11/30/02 at Nebraska)
	25.0 Lauren Goehring (10/26/02 at Colorado)
4.	23.0 Sandy Werner (11/23/05 vs. Baylor)
5.	22.0 3x, Last: Brooke Sassin (9/12/14 at SIU)

Four Set

1.	32.5 Liz Wegner (9/7/01 vs. Arkansas)
2.	27.5 Kaitlynn Pelger (10/22/11 at Oklahoma)
	27.5 Nataly Korobkova (9/2/07 vs. UCLA)
	27.5 Nataly Korobkova (8/31/07 at Hawaii)
5.	27.0 Lilla Porubek (11/23/11 vs. Kansas)

Five Set

1.	39.0 Kaitlynn Pelger (9/8/11 at Missouri St.)
2.	35.0 Kaitlynn Pelger (9/12/11 vs. Drake)
3.	32.5 Nataly Korobkova (11/7/07 vs. Texas A&M)
4.	30.5 Vali Hejjas (11/13/04 at Baylor)
5.	29.0 2x, Last: K. Pelger (8/30/11 vs. Creighton)

INDIVIDUAL, SINGLE SEASON

Rk	Player	Points	SP	AVG
1.	Korobkova, N. (2007)	607.0	115	5.28
2.	Pelger, K. (2011)	605.0	121	5.00
3.	Lilliom, R. (2008)	555.0	122	4.55
4.	Hejjas, V. (2003)	539.5	126	4.28
5.	Rezende, A. (2005)	504.5	119	4.24
6.	Hejjas, V. (2004)	501.0	112	4.47
7.	Goehring, L. (2003)	496.5	126	3.94
8.	Lilliom, R. (2007)	495.0	119	4.16
9.	Wegner, L. (2001)	492.0	98	5.02
10.	Porubek, L. (2011)	476.0	124	3.84

INDIVIDUAL, SINGLE SEASON AVERAGE

Rk	Player	AVG	Points	SP
1.	Korobkova, N. (2007)	5.28	607.0	115
2.	Wegner, L. (2001)	5.02	492.0	98
3.	Pelger, K. (2011)	5.00	605.0	121
4.	Lilliom, R. (2008)	4.55	555.0	122
5.	Hejjas, V. (2004)	4.47	501.0	112
6.	Goehring, L. (2002)	4.46	455.0	102
7.	Pelger, K. (2012)	4.43	438.5	99
8.	Hejjas, V. (2003)	4.28	539.5	126
9.	Rezende, A. (2005)	4.24	504.5	119
10.	Lilliom, R. (2007)	4.16	495.0	119

MOST POINTS BY CLASS

FRESHMAN

Overall (Since 2001)	
Season	449.0 Kylee Zumach (2014)
Per Set	3.87 Kylee Zumach (2014)

SOPHOMORE

Overall (Since 2001)	
Season	605.0 Kaitlynn Pelger (2011)
Per Set	5.00 Kaitlynn Pelger (2011)

JUNIOR

Overall (Since 2001)	
Season	607.0 Nataly Korobkova (2007)
Per Set	5.28 Nataly Korobkova (2007)

SENIOR

Overall (Since 2001)	
Season	555.0 Rita Lilliom (2008)
Per Set	5.02 Liz Wegner (2001)

POSTSEASON

INDIVIDUAL, SINGLE MATCH

Three Set	
1.	23.0 Liz Wegner (12/5/98 vs. BYU)
2.	20.0 Vali Hejjas (12/2/04 vs. CS Northridge)
3.	19.5 Vali Hejjas (12/6/03 vs. Arkansas)
4.	19.0 Lauren Goehring (12/6/02 vs. Michigan)
5.	16.5 Vali Hejjas (12/5/03 vs. Ohio)

Four Set

1.	29.0 Liz Wegner (12/4/99 vs. Colorado St.)
2.	27.5 Dawn Cady (12/4/99 vs. Colorado St.)
3.	27.0 Yolanda Young (12/4/96 vs. CS Northridge)
4.	26.5 Liz Wegner (12/3/00 vs. Loyola-Chicago)
	26.5 Cari Jensen (12/4/00 vs. Pepperdine)

Five Set

1.	28.5 Rita Lilliom (12/1/07 vs. Oregon)
2.	26.0 Liz Wegner (11/30/01 vs. Arkansas)
3.	25.0 Kaitlynn Pelger (12/2/11 at Nebraska)
4.	24.0 Kate DeClerk (12/2/95 vs. Rhode Island)
5.	23.5 Lauren Goehring (11/30/01 vs. Arkansas)

Year	Kills	Attacks	Hitting Percentage	Assists	Service Aces
1982	Jennifer Koehn278	Jennifer Koehn795	---	---	Cathy Sittenauer.....42
1983	Donna Lee.....323	Donna Lee.....793	---	---	Sharon Ridley52
1984	Mary Kinsey.....348	Mary Kinsey.....852	Renee Whitney389	Renee Whitney1,062	Leesa Gross.....52
1985	Donna Lee.....451	Donna Lee.....1,076	Donna Lee.....296	Renee Whitney1,156	Mary Kinsey54
1986	Shawnee Call.....427	Shawnee Call.....1,068	Shawnee Call.....256	Leslie Kull551	Kristi Jacquot.....49
1987	Shawnee Call.....379	Shawnee Call.....936	Shawnee Call.....268	Kristin Martin624	Kristi Jacquot.....82
1988	Shawnee Call.....310	Shawnee Call.....823	Shawnee Call.....261	Leslie Kull517	Lynda Harshbarger.....44
1989	Rhonda Hughes.....261	Rhonda Hughes.....722	Betsy Berkley296	Leslie Kull694	Kristin Martin43
1990	Julie James.....262	Valery Roberts.....485	Valery Roberts.....309	Alison Murphy919	Alison Murphy44
1991	Kathy Saxton.....300	Stephanie Liester.....755	Angie McKee217	Wendy Garrett.....996	Kathy Saxton46
1992	Kathy Saxton.....505	Kathy Saxton.....1,232	Kathy Saxton.....242	Chi Dau.....1,089	Kathy Saxton43
1993	Yolanda Young.....315	Yolanda Young.....979	Angie McKee325	Chi Dau.....1,014	Chi Dau.....27
1994	Yolanda Young.....381	Yolanda Young.....920	Kate DeClerk.....293	Devon Ryning.....778	Kathy Wylie.....14
1995	Kate DeClerk.....392	Kim Zschau891	Kate DeClerk.....352	Devon Ryning.....1,492	Devon Ryning.....55
1996	Kim Zschau399	Kim Zschau1,072	Kate DeClerk.....365	Devon Ryning.....1,498	Devon Ryning.....47
1997	Kim Zschau476	Kim Zschau1,308	Devon Ryning.....289	Devon Ryning.....1,468	Devon Ryning.....37
1998	Dawn Cady.....483	Dawn Cady.....1,353	Val Wieck319	Disney Bronnenberg.....1,694	Val Wieck34
1999	Dawn Cady.....622	Dawn Cady1,671	Kelle Branting.....316	Disney Bronnenberg.....1,508	Liz Wegner32
2000	Liz Wegner571	Liz Wegner1,340	Lauren Goehring.....354	Disney Bronnenberg1,696	Kelle Branting.....34
2001	Liz Wegner440	Liz Wegner1,210	Jayne Christen.....342	Gabby Guerre.....962	Lauren Goehring.....37
2002	Lauren Goehring.....366	Jennifer Pollard1,032	Lauren Goehring.....370	Gabby Guerre.....1,199	Jennifer Pollard32
2003	Vali Heijas.....448	Vali Heijas.....1,137	Lauren Goehring409	Gabby Guerre.....1,517	Guerre/Heijas.....51
2004	Vali Heijas.....437	Vali Heijas.....1,090	Lisa Martin339	Gabby Guerre.....1,265	Angie Lastra67
2005	Agata Rezende.....440	Sandy Werner1,074	Joy Hamlin.....322	Stacey Spiegelberg1,482	Stacey Spiegelberg40
2006	Sandy Werner376	Sandy Werner1,132	Megan Farr322	Stacey Spiegelberg1,415	Jenny Jantsch.....51
2007	Nataly Korobkova.....498	Nataly Korobkova.....1,142	Megan Farr390	Stacey Spiegelberg1,590	Stacey Spiegelberg40
2008	Rita Lilium500	Rita Lilium1,352	Kelsey Chipman354	Soriana Pacheco.....953	Jenny Jantsch.....38
2009	Julianne Chisholm.....342	Julianne Chisholm.....1,164	Kelsey Chipman345	Soriana Pacheco.....1,161	Kathleen Ludwig.....31
2010	Kaitlynn Pelger328	Julianne Chisholm.....1,141	Kaitlynn Pelger254	Caitlyn Donahue.....1,046	Kaitlynn Pelger33
2011	Kaitlynn Pelger500	Lilla Porubek.....1,218	Kaitlynn Pelger304	Caitlyn Donahue.....1,346	Kaitlynn Pelger33
2012	Kaitlynn Pelger361	Kaitlynn Pelger799	Kaitlynn Pelger317	Caitlyn Donahue.....1,198	Kaitlynn Pelger28
2013	Kaitlynn Pelger322	Kaitlynn Pelger808	Kaitlynn Pelger260	Katie Brand.....1,056	Kaitlynn Pelger37
2014	Kylee Zumach.....412	Kylee Zumach1,095	Katie Reininger285	Katie Brand.....1,274	Chelsea Keating28
2015	Brooke Sassin.....378	Brooke Sassin.....1,157	Katie Reininger282	Katie Brand.....1,188	Alyssa Schultejans.....25
2016	Brooke Sassin.....364	Brooke Sassin.....1,004	Katie Reininger288	Katie Brand.....1,341	Bryna Vogel28
2017	Kylee Zumach.....350	Kylee Zumach1,024	Peyton Williams309	Sarah Dixon.....740	Kylee Zumach30
2018	Kylee Zumach.....321	Kylee Zumach868	Peyton Williams325	Sarah Dixon.....1,099	Zsafia Gyiimes.....31

Year	Digs	Total Blocks	Solo Blocks	Block Assists	Points
1982	---	---	---	---	---
1983	Donna Lee.....307	---	---	---	---
1984	Renee Whitney304	---	---	---	---
1985	Donna Lee.....352	Helen Bundy138	Helen Bundy33	Helen Bundy105	Donna Lee.....510.5
1986	Shawnee Call.....362	Kristi Jacquot.....117	Shawnee Call.....24	Kristi Jacquot.....100	Shawnee Call.....498.0
1987	Shawnee Call.....336	Kristi Jacquot.....117	Kristi Jacquot.....33	Kristi Jacquot.....84	Shawnee Call.....430.5
1988	Shawnee Call.....273	Valerie Kastens147	Valerie Kastens37	Valerie Kastens110	Shawnee Call.....362.0
1989	Rhonda Hughes.....333	Betsy Berkley99	Betsy Berkley28	Betsy Berkley71	Betsy Berkley311.5
1990	Rhonda Hughes.....275	Valery Roberts.....65	Betsy Berkley28	Valery Roberts.....50	Betsy Berkley307.5
1991	Rhonda Hughes.....288	Angie McKee64	Angie McKee26	Saxton/McKee.....38	Kathy Saxton373.0
1992	Stephanie Liester.....243	Jill Dugan.....107	Jill Dugan.....31	Jill Dugan.....76	Kathy Saxton584.5
1993	Stephanie Liester.....270	Kate DeClerk.....83	Angie McKee18	Kate DeClerk.....67	Yolanda Young.....351.0
1994	Kathy Wylie.....257	Jill Dugan.....133	Jill Dugan.....25	Jill Dugan.....108	Yolanda Young.....432.0
1995	Jill Dugan.....361	Kate DeClerk.....135	Devon Ryning.....18	Kate DeClerk.....120	Kate DeClerk.....502.0
1996	Kim Zschau386	Val Wieck164	Val Wieck23	Val Wieck141	Kate DeClerk.....455.5
1997	Kim Zschau383	Val Wieck153	Val Wieck11	Val Wieck142	Kim Zschau531.5
1998	Kim Zschau455	Val Wieck146	Kelle Branting.....16	Val Wieck133	Dawn Cady533.0
1999	Dawn Cady.....434	Jayne Christen.....121	Kelle Branting.....15	Jayne Christen.....110	Dawn Cady680.0
2000	Lisa Mimick.....342	Kelle Branting.....110	Kelle Branting.....11	Kelle Branting.....110	Liz Wegner638.5
2001	Lisa Mimick.....382	Jayne Christen.....125	Jayne Christen.....15	Jayne Christen.....110	Liz Wegner492.0
2002	Laura Downey.....558	Lisa Martin115	Lauren Goehring23	Lisa Martin100	Lauren Goehring.....455.0
2003	Laura Downey.....534	Lisa Martin144	Gabby Guerre.....9	Lisa Martin136	Vali Heijas.....539.5
2004	Angie Lastra.....493	Lisa Martin157	Joy Hamlin.....18	Lisa Martin150	Vali Heijas.....501.0
2005	Angie Lastra.....490	Joy Hamlin.....168	Megan Kroeker11	Joy Hamlin168	Agata Rezende.....504.5
2006	Angie Lastra.....474	Megan Kroeker150	Megan Kroeker15	Megan Kroeker135	Sandy Werner432.0
2007	Angie Lastra575	Kelsey Chipman175	Megan Farr14	Kelsey Chipman162	Nataly Korobkova607.0
2008	Lauren Mathewson.....505	Megan Farr151	Kelsey Chipman19	Megan Farr140	Rita Lilium555.0
2009	Lauren Mathewson.....514	Kelsey Chipman131	Kelsey Chipman21	Kelsey Chipman110	Kelsey Chipman401.0
2010	Lauren Mathewson.....540	Alex Muff145	Kaitlynn Pelger11	Alex Muff135	Kaitlynn Pelger416.5
2011	Kuulei Kabalis.....478	Alex Muff122	Kaitlynn Pelger23	Alex Muff114	Kaitlynn Pelger605.0
2012	Kuulei Kabalis.....322	Alex Muff136	Lilla Porubek.....10	Alex Muff128	Kaitlynn Pelger438.5
2013	Tristan McCarty.....326	Taylor Johnson.....116	Johnson/Pelger.....8	Taylor Johnson.....108	Kaitlynn Pelger419.0
2014	Kersten Kober.....413	Natali Jones146	Natali Jones12	Natali Jones134	Kylee Zumach449.0
2015	Kersten Kober.....500	Katie Reininger106	Katie Reininger8	Katie Reininger98	Brooke Sassin.....419.5
2016	Kersten Kober.....428	Katie Reininger89	Kylee Zumach15	Katie Reininger83	Brooke Sassin.....413.0
2017	Reilly Killeen.....412	Macy Flowers89	Kylee Zumach8	Macy Flowers85	Kylee Zumach408.0
2018	Devan Fairfield.....368	Elle Sandbothe72	Kylee Zumach8	Elle Sandbothe67	Kylee Zumach363.0

Bold: K-State single season overall record
Bold: K-State single season record for the rally-scoring era (since 2001)

ACADEMIC HONORS

AVCA ACADEMIC TEAM AWARD

Awarded to teams with a team GPA of 3.30 or higher

2018-19	
2017-18	
2016-17	
2015-16	
2014-15	
2013-14	
2012-13	
2011-12	
2010-11	
2007-08	
2006-07	
2005-06	
2004-05	
2003-04	
2002-03	
2001-02	
1996-97	

ACADEMIC ALL-AMERICA

2010	JuliAnne Chisholm.....Second Team
2009	JuliAnne Chisholm.....Third Team
2003	Cari Jensen.....First Team
2002	Cari Jensen.....Third Team
1982	Jennifer Koehn.....Third Team

ACADEMIC ALL-DISTRICT

2016	Katie Brand.....First Team
	Kersten Kober.....First Team
2015	Katie Brand.....First Team
	Kersten Kober.....First Team
2010	JuliAnne Chisholm.....First Team
	Lauren Mathewson.....Third Team
2009	Kelsey Chipman.....First Team
	JuliAnne Chisholm.....First Team
2008	Jenny Jantsch.....Second Team
	Kelsey Chipman.....Third Team
	Megan Farr.....Third Team
2007	Kelsey Chipman.....First Team
	Angie Lastra.....Third Team
2006	Angie Lastra.....Third Team
2004	Gabby Guerre.....Second Team
2003	Cari Jensen.....First Team
	Lauren Goehring
2002	Cari Jensen.....First Team
2001	Jayne Christen
	Liz Wegner
2000	Kelle Branting
1998	Dawn Cady
1982	Jennifer Koehn
	Cathy Sittenauer

ACADEMIC ALL-BIG 12 CONFERENCE

2018	Brynn Carlson (4.0 GPA).....First Team
	Sarah Dixon.....First Team
	Devan Fairfield.....First Team
	Macy Flowers.....First Team
	Zsafia Gyimes.....First Team
	Brooke Heyne.....First Team
	Reilly Killeen (4.0 GPA).....First Team
	Elle Sandbothe.....First Team
	Alyssa Schultejans.....First Team
	Jacque Smith.....First Team
	Mckenzi Weber (4.0 GPA).....First Team
	Peyton Williams.....First Team
2017	Sarah Dixon.....First Team
	Macy Flowers.....First Team
	Zsafia Gyimes.....First Team
	Elle Sandbothe.....First Team
	Alyssa Schultejans.....First Team
	Bryna Vogel.....First Team
	Peyton Williams.....First Team
	Devan Fairfield.....Second Team
2016	Kylee Zumach.....Second Team
	Mattie Batchelder.....First Team
	Katie Brand (4.0 GPA).....First Team
	Macy Flowers.....First Team
	Zsafia Gyimes.....First Team
	Kersten Kober (4.0 GPA).....First Team
	Katie Reininger.....First Team
	Brooke Sassin.....First Team
	Alyssa Schultejans.....First Team
	Bryna Vogel.....First Team
	Devan Fairfield.....Second Team
2015	Kylee Zumach.....Second Team
	Mattie Batchelder.....First Team
	Katie Brand.....First Team
	Kersten Kober (4.0 GPA).....First Team
	Katie Reininger.....First Team
	Brooke Sassin.....First Team
	Bryna Vogel.....First Team
	Devan Fairfield.....Second Team
2014	Katie Brand.....First Team
	Taylor Johnson.....First Team
	Kersten Kober (4.0 GPA).....First Team

	Gina Madonia.....First Team
	Katie Reininger.....First Team
	Chelsea Keating.....Second Team
2013	Katie Brand.....First Team
	Courtney Cook (4.0 GPA).....First Team
	Taylor Johnson.....First Team
	Gina Madonia.....First Team
	Kaitlynn Pelger.....First Team
	Lilla Porubek.....First Team
	Courtney Traxson.....First Team
	Dakota Kaufman.....Second Team
	Chelsea Keating.....Second Team
2012	Caitlyn Donahue.....First Team
	Kuulei Kabalis.....First Team
	Kathleen Ludwig.....First Team
	Gina Madonia.....First Team
	Alex Muff.....First Team
	Lilla Porubek.....First Team
	Courtney Traxson.....First Team
	Dakota Kaufman.....Second Team
2011	Caitlyn Donahue.....First Team
	Kathleen Ludwig.....First Team
	Alex Muff.....First Team
	Lilla Porubek.....First Team
	Courtney Traxson.....First Team
	Dakota Kaufman.....Second Team
2010	JuliAnne Chisholm (4.0 GPA).....First Team
	Caitlyn Donahue.....First Team
	Lauren Mathewson.....First Team
	Alex Muff.....First Team
	Kathleen Ludwig.....Second Team
2009	Kelsey Chipman.....First Team
	JuliAnne Chisholm (4.0 GPA).....First Team
	Abby Fay.....First Team
	Lauren Mathewson.....First Team
2008	Kelsey Chipman.....First Team
	Megan Farr (4.0 GPA).....First Team
	Abby Fay.....First Team
	Jenny Jantsch (4.0 GPA).....First Team
	Lauren Mathewson.....First Team
	Leslie Townsend.....First Team
2007	Kelsey Chipman (4.0 GPA).....First Team
	Megan Farr.....First Team
	Jenny Jantsch.....First Team
	Angie Lastra.....First Team
	Lauren Rosenthal.....First Team
	Stacey Spiegelberg.....First Team
	Leslie Townsend.....First Team
2006	Megan Farr.....First Team
	Jenny Jantsch.....First Team
	Angie Lastra.....First Team
	Lauren Rosenthal.....First Team
	Stacey Spiegelberg.....First Team
	Leslie Townsend.....First Team
	Sandy Werner.....First Team
	Megan Kroeker.....Second Team
2005	Joy Hamlin.....First Team
	Jenny Jantsch.....First Team
	Angie Lastra.....First Team
	Jamie Perkins.....First Team
	Stacey Spiegelberg.....First Team
	Sandy Werner.....First Team
	Rita Liliom.....Second Team
	Katie Stanzel.....Second Team
2004	Gabby Guerre.....First Team
	Joy Hamlin.....First Team
	Jamie Perkins.....First Team
	Katie Stanzel.....First Team
	Sandy Werner.....First Team
	Vali Hejas.....Second Team
2003	Laura Downey-Wallace.....First Team
	Lauren Goehring.....First Team
	Cari Jensen.....First Team
	Kris Jensen.....First Team
	Gabby Guerre.....First Team
	Katie Stanzel.....First Team
2002	Jennifer Pollard.....First Team
	Laura Downey-Wallace.....First Team
	Lauren Goehring.....First Team
	Cari Jensen.....First Team
	Kris Jensen.....First Team
	Gabby Guerre.....First Team
2001	Katie Stanzel.....First Team
	Jayne Christen.....First Team
	Lauren Goehring.....First Team
	Cari Jensen.....First Team
	Kris Jensen.....First Team
	Lisa Mimick.....First Team
	Jennifer Pollard.....First Team
	Liz Wegner.....First Team
2000	Kelle Branting.....First Team
	Jayne Christen.....First Team
	Lisa Mimick.....First Team
	Jennifer Pollard.....First Team
	Liz Wegner.....Second Team

1999	Kelle Branting.....First Team
	Dawn Cady.....First Team
	Jayne Christen.....First Team
	Heather Lindell.....First Team
	Lisa Mimick.....First Team
1998	Kelle Branting.....First Team
	Dawn Cady.....First Team
	Val Wieck.....Honorable Mention
	Kim Zschau.....Honorable Mention
1997	Dawn Cady.....First Team
	Linsey Luther.....First Team
	Val Phillips.....First Team
	Kim Zschau.....First Team
	Devon Rynning.....Honorable Mention
	Val Wieck.....Honorable Mention
1996	Kate DeClerk.....First Team
	Heather Lindell.....First Team
	Kelli Luther.....First Team
	Linsey Luther.....First Team
	Val Phillips.....First Team
	Kim Zschau.....First Team
	Abbie Brown.....Honorable Mention
	Dawn Cady.....Honorable Mention
	Devon Rynning.....Honorable Mention

ACADEMIC ALL-BIG EIGHT CONFERENCE

1994	Kathryn Wylie
1993	Stephanie Liester
	Angie McKee
1992	Kathy Saxton
1991	Rhonda Hughes
	Kathy Saxton
1990	Betsy Berkley
	Rhonda Hughes
1989	Betsy Berkley
	Rhonda Hughes
1988	Valerie Kastens
1983	Cathy Sittenauer

ACADEMIC ALL-BIG 12 ROOKIE

2017-18	Brynn Carlson
2016-17	Elle Sandbothe
	Maureen Schick
2015-16	Macy Flowers
	Zsafia Gyimes
	Alyssa Schultejans
2014-15	Bryna Vogel
	Kylee Zumach
2013-14	Kersten Kober

KATIE BRAND

2014, 2015 & 2016 ALL-AMERICAN

Setter // 2012-16

Grand Island, Neb. (Central Catholic)

AFTER K-STATE

Graduated in December 2016 with a degree in life sciences (pre-physician assistant) and gerontology with minors in biology and leadership. She is currently enrolled in physician's assistant program at UMKC.

BRAND'S HONORS

- 2016 AVCA All-America Third Team
- Two-time AVCA All-America Honorable Mention
- Three-time AVCA Midwest All-Region Team
- Three-time All-Big 12 First Team
- 2013 All-Big 12 Freshman Team
- Three-time Big 12 Player of the Week
- Two-time CoSIDA Academic All-District 7 First Team
- Three-time Academic All-Big 12 First Team
- Eight all-tournament team selections
- Four tournament MVP awards

ALL-AMERICA SEASON (2014)

- Tallied 1,274 assists, 314 digs, 112 kills and 104 blocks in 116 sets to help K-State make its 15th NCAA Tournament appearance
- First Wildcat ever to have 1,000+ assists, 300+ digs, 100+ kills and 100+ blocks in a single season
- Fourth Wildcat, and first sophomore, to join the Quadruple-Triple Club
- Second in the Big 12, and 35th in the nation, with 10.98 assists/set in overall matches
- 112 kills were the most by a K-State setter since 2007
- 104 blocks were the most by a K-State setter since 2006
- Notched 20 double-doubles, most by a Wildcat since 1999
- 12 straight double-doubles from Sept. 8-Oct. 8, the longest such streak in school history
- First career triple-double on Sept. 19 at Michigan, registering 42 assists, 11 blocks and 10 digs

DAWN CADY

1999 ALL-AMERICAN

Outside Hitter // 1996-99

Marshall, Minn. (Marshall High School)

AFTER K-STATE

Head coach at UNLV ... Served as assistant/associate head coach at Iowa State for 13 seasons ... Graduated in May 2000 with a degree in kinesiology ... Married to Josh Sullivan ... The couple has four children, Katie, Sarah, Emily and Matthew ... Inducted to the K-State Athletics Hall of Fame in 2016.

CADY'S HONORS

- First All-American in K-State Volleyball history
- Elected to the K-State Athletics Hall of Fame as part of the Class of 2016
- The state of Kansas 2000 NCAA Woman of the Year
- 1999 Second Team All-American by the AVCA
- 1999 Honorable Mention All-American by Volleyball Magazine
- 1999 Unanimous First Team All-Big 12 Conference
- Academic All-Big 12 Conference all four years
- 1998 GTE/CoSIDA Academic All-District VII Volleyball Team
- AVCA/Sports Imports National Player of the Week (9/25/99)

ALL-AMERICA SEASON (1999)

- Finished third nationally in kills/game with a 5.71
- Concluded the season with 22 double-doubles (in 30 matches), including six 20/20 double-doubles. Those 20/20 double-doubles came against the likes of No. 4 Nebraska, No. 8 Texas, No. 14 Texas A&M and No. 22 Baylor.
- Posted double-digit kills in 29 matches, including 20 or more kills in 14 matches

ALL-AMERICA SEASON (2015)

- Totaled 1,188 assists, 332 digs, 133 kills, 79 blocks, 14 aces and 188.5 points to help lead K-State to its second straight NCAA Tournament
- 332 digs were the most ever by a K-State setter
- Third in the Big 12 in assists/set (11.10) ... Only player to rank in the Big 12's top-10 for both assists and digs/set
- Led the Big 12 with 20 double-doubles
- First Wildcat ever to have back-to-back campaigns with 1,000 assists, 300 digs and 100 kills
- Her 188.5 points were the most by a K-State setter since 2007
- Most kills by a K-State setter since 2005
- Best hitting efficiency (.372) by a K-State setter since 1985

ALL-AMERICA SEASON (2016)

- Totaled 1,341 assists, 325 digs, 130 kills, 81 blocks, 21 aces and 194.5 points to help lead K-State to its third straight NCAA Tournament
- Became third setter and eight-ever Wildcat to enter Double-Grand Club (assists, digs)
- First Wildcat ever to have three straight seasons with 1,000 assists, 300 digs and 100 kills.
- Finalist for the NCAA Senior CLASS Award
- NCAA Woman of the Year nominee

CAREER

- First three-time All-American in K-State history
- Fourth in program history with 4,859 career assists
- Second in program history in rally-scoring era
- Second in program history with 68 double-doubles
- Third setter in K-State history with 1,000+ career digs

- Posted double-digit digs in 23 matches, including 20 or more digs in eight matches
- With her school-record 39 kills against Kansas on Nov. 21, she also broke Kathy Saxton's 1992 single-season record for kills (505)
- With her 27 kills against No. 11 Colorado State in the second round of the NCAA Tournament, she shattered the Big 12 Conference single-season record for kills held by Elisha Polk (619) with 622 for the season
- Shattered the K-State, Big 12 Conference and Nebraska Coliseum single-match records for total attacks with 93 in the Wildcats' first-ever win over No. 4 Nebraska on September 22

CAREER

- Led Kansas State to one of its most successful four-year periods in school history. She was a part of the first senior class at K-State to make four consecutive NCAA Tournament appearances as her teams posted an 86-43 (.667) overall record, including a 50-30 mark in the Big 12
- Played in 404 games in her career, tallying 1,611 kills, 4,216 total attacks, 88 service aces, 1,258 digs and 189 blocks
- In 125 career matches, she collected 54 double-doubles, 79 double-digit kills, 46 double-digit digs
- One of five players in school history with 1,000 kills and 1,000 digs in her career
- One of three players in school history with 1,600+ kills

SARAH DIXON

2018 ALL-AMERICAN

Setter // 2017-pres.

Chino Hills, Calif. (Arizona/Chino Hills High School)

CURRENTLY

Entering her redshirt senior season at K-State in 2019.

DIXON'S HONORS

- AVCA All-America Honorable Mention (2018)
- AVCA All-Midwest Region First Team (2018)
- Big 12 Offensive Player of the Week (Sept. 3, 2018)
- Big 12 Offensive Player of the Week (Oct. 22, 2018)
- K-State Invitational MVP (2018)
- Academic All-Big 12 First Team (2018)
- Academic All-Big 12 First Team (2017)
- Three-time Big 12 Commissioner's Honor Roll selection

ALL-AMERICA SEASON (2018)

- Led the Big 12 with 11.21 assists per set (22nd nationally), becoming the first Wildcat to lead the conference in the category since Disney Bronnenberg in 1998.
- Four 50-assist matches with a season-high 59 coming in a five-set win at KU on Nov. 14.
- Third on team with 232 digs (2.37 per set), with nine matches with 10 or more digs.
- Tied for team lead with nine double-doubles.
- Set career highs in blocks (37) and service aces (20).
- Spearheaded K-State's offense that ranked third in the Big 12 with a .240 hitting percentage.

CAREER

- Enters her final year of eligibility in 2019.
- Set career highs in every major statistical category in 2018.
- Was the Big 12 leader in 2018 in assists per set at 11.21 (22nd in the nation)

LAUREN GOEHRING

2003 ALL-AMERICAN

Middle Blocker // 2000-03

Fort Worth, Texas (Fossil Ridge HS)

AFTER K-STATE

Married former Wildcat track and field athlete Coby Cost on July 1, 2006 ... Graduated in May 2004 with a degree in management and operational management ... The couple has one daughter, Eilley.

GOEHRING'S HONORS

- Elected to the K-State Athletics Hall of Fame as part of the Class of 2013
- 2003 First Team AVCA All-American
- 2003 Big 12 Player of the Year
- 2003 First Team All-Big 12, All-Central Region
- 2003 Preseason Big 12 Co-Player of the Year
- Big 12 Player of the Week (9/15/03)
- 2003 Academic All-District VII
- Three-time Academic All-Big 12 (2001, 2002, 2003)
- 2002 First Team All-Big 12, Second Team All-Central Region
- Eighth all-time at Kansas State in kills with 1,212
- Named to Dean's List twice (Spring 2001, Spring 2002)

ALL-AMERICA SEASON (2003)

- Named Big 12 Player of the Year both in the preseason and postseason
- Named First Team All-Central Region
- Led the Big 12 with a .405 hitting percentage
- Set a new K-State single-season record with a .405 hitting percentage
- Hit .300 or better in 28 matches, .400 or better in 20 matches

- Had two double-doubles, 26 10-plus kill matches and collected at least five blocks in 14 matches
- Named MVP of Montana State, Florida State and Wildcat Invitational in consecutive weeks
- Had a stretch of nine matches from August 23 until September 12 in which she collected 10 or more kills while hitting over .440
- Collected a season-high 22 kills on September 5 against Montana State while hitting at a .576 clip
- Collected 13 kills and nine blocks while hitting .524 in a win over Kansas on September 17
- Collected 17 kills and seven blocks in a win over Missouri on October 8
- Amassed 20 kills at .485 clip in a dramatic come-from-behind win over Kansas in Lawrence on October 29

CAREER

- Two triple-100 seasons with 100+ kills, digs and blocks
- Eighth all-time at Kansas State in kills with 1,212
- Holds three of the school's top 10 hitting percentage marks for a single season
- K-State's career hitting percentage record holder (.354)
- Sixth all-time in total career blocks with 429
- Eighth all-time in career block assists with 380

GABBY GUERRE

2003 ALL-AMERICAN

Setter // 2001-04
Houston, Texas (Mayde Creek HS)

AFTER K-STATE

Graduated in May 2005 with a degree in mechanical engineering

GUERRE'S HONORS

- 2003 Honorable Mention AVCA All-American
- Three-time First Team All-Big 12 selection (2002, 2003, 2004)
- Two-time All-Central Region selection (2003, 2004)
- Two-time Big 12 Player of the Week selection
- Three-time Academic All-Big 12 selection (2002, 2003, 2004)
- 2004 Academic All-District selection

ALL-AMERICA SEASON (2003)

- Finished among the Big 12 leaders for setters in kills, digs and blocks
- Tallied three triple-doubles on the season, the second-most ever in a single-season in school history
- Collected 13 double-doubles and hit .300 or better in 20 matches
- Dished out a season-high 76 assists in a come-from-behind win at Kansas on October 29
- Collected seven service aces on September 9 against UMKC, which are tied for the second-most ever in K-State history in a three-set match
- Collected 51 service aces on the season, which are tied for the sixth-most in single-season school history
- Dished out 50 or more assists in nine matches and 40 or more in 21 matches

- Collected first triple-double of the season on October 4 at Texas A&M with 10 kills, 12 digs and 57 assists.
- Added second triple-double on November 29 in a loss at Texas with 10 kills, 13 digs and 50 assists
- Wrapped up the season with a triple-double in the NCAA Regional Semifinal against No. 10 Penn State after a 10-kill, 19-dig and 51-assist performance
- Collected a season-high 11 kills, along with 43 assists, in a win at Iowa State on October 22

CAREER

- Ranks second all-time in school history with 4,943 assists
- Collected five career triple-doubles, tying a school record
- Fifth in school history with 43 career double-doubles
- Holds the K-State record for double-doubles by a freshman (12 in 2001)
- One of only four K-State players to ever reach the century mark in four statistical categories in the same season (2003: 221 kills, 294 digs, 1517 assists and 110 blocks)
- One of two K-State setters in school history with 1,000+ career digs and assists
- One of seven K-State players in school history in the Double-Grand Club (1,000+ in kills and digs or 1,000+ in digs and assists)

VALI HEJJAS

2004 ALL-AMERICAN

Outside Hitter // 2003-04
Kecskemet, Hungary (Matyas Karragics)

AFTER K-STATE

Played professionally in Europe ... Graduated in May 2006 with a degree in agribusiness.

HEJJAS' HONORS

- 2004 Honorable Mention AVCA All-American
- 2004 First Team All-Big 12
- 2004 All-District Selection
- 2003 Big 12 Newcomer of the Year
- 2003 First Team All-Big 12
- Two-time Big 12 Player of the Week

ALL-AMERICAN SEASON (2004)

- Finished among the Big 12 leaders in kills (10th, 437) and kills per set (10th, 3.90)
- Also ranked ninth in Big 12-only matches with a 4.01 kills per set average
- Had 10 or more kills in 22 matches, 20 or more in four and 30-plus in one match
- Collected eight double-doubles, including 10 matches with 10 or more digs
- Had a career-high 30 kills in a win at Baylor (11/13)
- Set career-highs in six offensive categories in 2004 season

CAREER

- Finished third all-time in career kills-per-game average with a 3.72
- Became just the fourth player in school history to notch 30 kills in a match when she had 30 at Baylor on Nov. 13, 2004
- Led the Wildcats in kills and attacks for two seasons
- Had 300 kills and digs during the 2004 season
- Finished with 10 career double-doubles
- Had 48 10+ kill matches in two seasons
- Also collected 20 or more kills in six career matches
- Had 10 or more digs in 12 matches
- Was first Wildcat to earn the Big 12's Newcomer of the Year award (2003)

NATALY KOROBKOVA

2007 & 2008 ALL-AMERICAN

Outside Hitter // 2007-08
Krasnoyarsk, Russia (St. Siberian Tech)

KOROBKOVA'S HONORS

- Two-time AVCA Third Team All-American (2007, 2008)
- Two-time All-Big 12 First Team (2007, 2008)
- Two-time AVCA First Team All-Central Region (2007, 2008)
- 2007 Big 12 Newcomer of the Year
- Honored as Hawaiian Airlines Wahine Classic and Best Western Shocker Classic All-Tournament Teams (2007)
- Named Big 12 Offensive Player of the Week for her performance in Wahine Classic (2007)
- Named tournament MVP at Shocker Classic (2007)
- Named MVP at Nike Portland Invitational (2008)
- Named to Mortar Board Premier All-Tournament Team (2008)

ALL-AMERICA SEASON (2007)

- Tallied 498 kills, which was then fifth all-time in K-State history (now seventh)
- Had eight matches with 20 or more kills, then the sixth most in K-State history (now tied for seventh)
- Finished the season sixth in the Big 12 in kills per set at 4.33, which is the eighth best average in school history and best mark in school history for the rally-scoring era (since 2001)
- Ranked eighth in the Big 12 in blocks per set at 1.23
- Totaled 138 block assists, the eighth most in a single season in school history
- Led the team or tied for the team lead in kills in 18 matches

- Had 23 kills on Oct. 24 at Missouri, which are tied for the fifth most in school history for a three-set match.

ALL-AMERICA SEASON (2008)

- Recorded 389 kills in 121 sets, which were the second-most on the team
- Had three matches with 20 or more kills
- Had 20 matches with at least 10 kills
- Ranked ninth in the Big 12 in blocks per set at 0.95
- Led team in kills in 10 matches

CAREER

- Led Kansas State to the NCAA Tournament Second Round before being eliminated by Oregon in 2007 and again in 2008 losing to Santa Clara in the First Round
- Played in every set of the 2007 season
- Helped Kansas State to a 23-9 record in 2007, including an 8-2 mark out of conference with a win over No. 14 Cal Poly. All but one loss came against a ranked opponent.
- Total of 11 matches with 20 or more kills for her career ranks tied for sixth all-time in school history.

GLORIA MUTIRI

2018 ALL-AMERICAN

Opposite // 2018-pres.
Sand Springs, Okla. (Charles Page High School)

CURRENTLY

Entering her sophomore season at K-State in 2019.

MUTIRI'S HONORS

- AVCA All-America Honorable Mention (2018)
- AVCA Midwest Freshman of the Year (2018)
- AVCA All-Midwest Region First Team (2018)
- All-Big 12 Second Team (2018)
- All-Big 12 Rookie Team (2018)
- Big 12 Rookie of the Week (Sept. 17, 2018)
- Big 12 Rookie of the Week (Nov. 26, 2018)

ALL-AMERICA SEASON (2018)

- Playing six rotations as a freshman, appeared in all 98 sets for K-State in her first season.
- Finished second on the team with 271 kills and 2.77 kills per set.
- Tallied three double-doubles and picked up 192 digs (1.96 digs per set).
- Produced 14 matches with double-digit kills, with a season-high 16 coming on Sept. 7 vs. Oregon State and again on Oct. 10 vs Iowa State.
- Nine times hit .300 or higher and eclipsed .400 five times.
- Led K-State in kills on seven occasions.
- Six matches with 10+ digs with three double-doubles.

CAREER

- Just the second Wildcat to be named an AVCA All-American as a freshman, joining Kylee Zumach

KAITLYNN PELGER

2011 & 2012 ALL-AMERICAN

Middle Blocker // 2010-13
Olathe, Kan. (Olathe South HS)

PELGER'S HONORS

- 2012 AVCA All-American Honorable Mention
- 2011 AVCA All-American Honorable Mention
- 2011 Volleyball Magazine Third Team
- Three-time All-Big 12 First Team - 2011, 2012, 2013
- Two-time All-Central Region Team
- 2013 All-Central Region Honorable Mention
- 2010 All-Big 12 Freshman Team
- AVCA National Player of the Week (9/18/12)
- Two-time CVU National Player of the Week
- Eight-time Big 12 Player of the Week
- 2013 Academic All-Big 12 First Team
- Big 12 Commissioner's Honor Roll (Fall 2013)
- Six-time regular season tournament MVP
- Eight-time regular season all-tournament team selection

ALL-AMERICA SEASON (2011)

- Became first K-State All-American since 2008 after leading the team with 500 kills, 4.13 kills per set, and 33 aces and finishing second on the Wildcats in blocks (121) and third in digs (337)
- Her 500 kills are tied for the most during the rally-scoring era and tied for fifth overall
- Had 15 double-doubles
- 11 matches with 20+ kills, which is the second most in school history
- Four all-tournament team selections and two tournament MVP honors
- Back-to-back Big 12 Player of the Week (9/19 and 9/26)
- CVU.com National Player of the Week (9/20)

LIZ WEGNER

2000 & 2001 ALL-AMERICAN

Outside Hitter // 1998-2001
Grand Island, Neb. (Grand Island HS)

AFTER K-STATE

Graduated in May 2002 ... Working as a physician assistant, after moving to Manhattan ... Married to Noah Busch ... Serves as a color commentator for K-StateHD.TV and TV volleyball broadcasts.

WEGNER'S HONORS

- Two-time Volleyball Magazine All-America honorable mention (2000, 2001)
- Named to the 2000 NCAA Mid-East Region All-Tournament team, becoming the first player in school history to be named to an NCAA All-Tournament team
- 2000 All-Central Region honors
- Two-time All-Big 12 First Team (2000, 2001)
- All-Big 12 Honorable Mention (1999)
- Two-time Academic All-Big 12 (2000, 2001)
- 2001 Verizon/CoSIDA Academic All-District VII Second Team

ALL-AMERICA SEASON (2000)

- Finished 19th nationally and second in the Big 12 in kills/game with a 5.05 average
- She ranked first in the Big 12 in conference-only matches with a 5.68 kills/game average
- Posted double-digit kills in 29 of 31 matches, including 20+ kills in 10 matches. With those 10 20-kill matches, she tied her 1999 mark for the second-most in a single-season in school history
- Led team in kills (571), kills/game (5.05) and attacks (1,340). She became the first player in school history to tally 500+ kills in back-to-back seasons

- Career-high 32 kills against Drake on Sept. 12
- 26 kills and 14 blocks against Missouri St. on Sept. 8 ... Also had six solo blocks in the match against the Bears, which were the second-most in school history

ALL-AMERICA SEASON (2012)

- All-Big 12 First Team (unanimous selection)
- Led team in kills (361), kills per set (3.65), and aces (28) and was second in digs (273) and blocks (91)
- AVCA National Player of the Week on Sept. 18 after earning tournament MVP honors at the Golden Hurricane Classic ... Averaged 4.18 kills on a .440 hitting percentage, 2.45 digs, 1.09 blocks, and 0.45 aces during the tournament
- Named Big 12 Offensive Player of the Week on 9/17 and 10/1
- CVU.com National Performer of the Week on 9/11
- Averaged 3.65 kills to rank third in the Big 12
- Averaged 3.38 kills per set in conference-only matches
- Tallied nine double-doubles

CAREER

- Left as K-State's all-time career kills leader during the rally-scoring era
- Her 1,511 career kills are the fourth-most in school history overall
- Her 131 aces are the seventh-most in school history
- Also finished among K-State's top 10 in career blocks and sets played
- Led the Wildcats in kills in all four of her seasons
- Had 100+ in kills, digs, and blocks in three different seasons
- 15 career matches with 20+ kills

ALL-AMERICA SEASON (2001)

- Finished 30th nationally and third in the Big 12 in kills/game with a 4.49 average
- Led team in points (492), kills (440), kills/game (4.49) and attacks (1,210)
- Posted 22 matches of 10+ kills.
- On Sept. 26, she broke the school's career kills record with her 1,647th kill in an amazing 26-kill performance in a 3-2 win over Missouri
- Became just the fifth player in school history to tally 1,000 digs in career against Iowa State
- Became the fifth Wildcat to accumulate at least 1,000 kills and 1,000 digs

CAREER

- Led Kansas State to one of its most successful four-year periods in school history. She was a part of the third senior class at K-State to make four consecutive NCAA Tournament appearances as her teams posted an 80-38 (.678) overall record, including a school-record 53-25 (.679) mark in Big 12 play
- Played in 426 games, posting 1,907 kills, 4,891 total attacks, 116 service aces, 1,121 digs and 240 blocks
- In 118 career matches, collected 44 double-doubles, 97 double-digit kill matches and 50 with double-digit digs
- Holds numerous school career, single-season and single-match records, including career kills (1,907), career kills/game (4.48), 20-kill matches (27) and total attacks (4,891)

KYLEE ZUMACH

2014 ALL-AMERICAN

Outside Hitter // 2014-Current
Buffalo, Minn. (Buffalo HS)

CURRENTLY

Earned her bachelor's degree in family studies and human services and is currently enrolled in graduate school at K-State in academic advising.

ZUMACH'S HONORS

- 2018 AVCA All-America Honorable Mention
- 2014 AVCA All-America Honorable Mention
- 2018 AVCA Midwest All-Region Team
- 2014 AVCA Midwest All-Region Team
- 2014 AVCA Midwest Region Freshman of the Year
- 2014 Big 12 Freshman of the Year (unanimous)
- 2014 All-Big 12 First Team (unanimous)
- 2014 All-Big 12 Freshman Team (unanimous)
- Five-time Big 12 Rookie of the Week
- Two-time Big 12 Offensive Player of the Week
- Two-time tournament MVP
- Four all-tournament teams
- Two-time Academic All-Big 12 Second Team (2016-17)
- Twice named Preseason All-Big 12 (2015, 2018)
- 2014-15 Academic All-Big 12 Rookie Team

ALL-AMERICA SEASON (2018)

- For the third time in her career, led K-State in kills (321) and kills per set (3.18).
- Three matches with 20 or more kills and 17 with at least 10.
- Tied for team lead with nine double-doubles, setting a career high with 247 digs.
- Career-high 19 digs at Texas Tech on Oct. 3
- Career-high .513 hitting efficiency against Green Bay (21 kills, 0

errors, 39 attempts).

- Twice named Big 12 Offensive Player of the Week.
- registered back-to-back 20-kill matches vs. Green Bay (Sept. 14) and vs. Texas (Sept 19).
- Eight mathes hitting over .300 and two over .400.

ALL-AMERICA SEASON (2014)

- With 412 kills, Zumach set the K-State freshman record kills in a season as the outside hitter helped the Wildcats reach their 15th NCAA Tournament
- Playing in all 116 sets, she had 412 kills, .258 hitting percentage, 81 digs and 60 blocks
- First Wildcat to earn Big 12 Freshman of the Year ... Also first unanimous winner of the award since 2011
- First Wildcat to earn the AVCA Midwest Region Freshman of the Year award
- First Wildcat freshman to be named All-American
- 10+ kills in 25 of her 31 matches and 20+ kills in 4 matches
- Set the K-State freshman record for kills in a match when she had 25 vs. Eastern Michigan on Sept. 19 (.356 hitting %)
- Finished fifth in the Big 12 with 3.59 kills/set and 3.87 points/set in conference-only matches
- Her 226 kills in Big 12 matches were the most by a freshman since 2009

CAREER

- Her 412 career kills in 2014 were also the 10th-most in a season in K-State history during the rally-scoring era
- Ended her career second in the rally-scoring era with 1,379 kills and seventh all-time in points with 1,556.0.

1995 NIVC TOURNAMENT

First Round • Kansas State vs. Pepperdine
Dec. 1 • Kansas City, Mo. • Municipal Auditorium
Pepperdine wins 15-7, 15-6, 7-15, 15-11

K-STATE	SP	K	E	TA	PCT.	A	SA	D	BS	BA
Dugan	4	7	13	25	.240	0	0	9	1	1
Young	4	13	2	29	.379	0	0	8	0	3
Rynning	4	6	1	15	.333	37	2	9	0	0
DeClerk	4	7	3	18	.222	0	1	9	0	5
Zschau	4	7	7	26	.000	3	0	10	2	3
Phillips	4	0	0	0	.000	1	0	3	0	0
Wieck	4	5	3	15	.133	4	0	2	0	2
Kalouiskikh	1	0	0	0	.000	0	0	0	0	0
TEAM	4	45	29	128	.125	45	4	50	3	14

PEPPERDINE	SP	K	E	TA	PCT.	A	SA	D	BS	BA
Kroesch	4	5	0	16	.313	1	0	9	1	1
Wittowski	4	6	2	18	.222	0	2	12	1	3
Roehl	4	0	3	8	-.375	34	1	10	0	0
Windes	4	0	1	3	-.333	0	2	7	0	0
Ward	4	12	6	26	.231	0	1	9	1	0
Sanderson	4	9	11	38	-.053	0	1	11	2	4
Romer	3	6	2	14	.236	0	0	9	1	2
Shaffer	3	0	0	0	.000	0	0	1	0	0
TEAM	4	38	25	123	.106	35	7	68	6	10

Second Round • Kansas State vs. Drake
Dec. 1 • Kansas City, Mo. • Municipal Auditorium
K-State wins 15-9, 9-15, 15-12, 15-8

DRAKE	SP	K	E	TA	PCT.	A	SA	D	BS	BA
Koering	4	0	1	2	-.500	3	1	6	0	0
Sanver	4	10	3	21	.333	0	1	3	1	2
Ossian	4	14	4	49	.204	0	1	13	1	0
Schmidt	4	12	5	28	.250	0	0	16	1	2
Perns	4	11	4	29	.241	2	1	14	0	0
Vogelgesang	4	16	4	31	.387	0	4	11	0	3
Mitchell	2	0	0	0	.000	0	0	0	0	0
Hanson	4	1	3	9	-.222	53	1	10	0	1
TEAM	4	64	24	169	.237	58	9	73	3	8

K-STATE	SP	K	E	TA	PCT.	A	SA	D	BS	BA
Fasce	2	0	0	0	.000	0	0	0	0	0
Miller	1	0	1	3	-.333	0	0	0	0	0
Dugan	4	14	8	34	.176	3	1	11	0	1
Young	4	18	2	36	.444	2	0	10	1	2
Rynning	4	8	1	14	.500	62	3	9	0	1
DeClerk	4	24	3	36	.583	2	1	14	0	2
Zschau	4	13	4	36	.250	3	0	20	0	0
Phillips	4	0	0	1	.000	2	1	7	0	0
Wieck	4	11	3	19	.421	2	0	1	2	2
TEAM	4	88	22	179	.369	79	6	73	3	8

Third Round • Kansas State vs. Rice
Dec. 2 • Kansas City, Mo. • Municipal Auditorium
K-State wins 7-15, 15-8, 15-11, 15-11

RICE	SP	K	E	TA	PCT.	A	SA	D	BS	BA
Zhang	4	0	0	0	.000	1	0	1	0	0
Sweeney	4	8	7	30	.033	0	3	13	0	1
Case	4	11	7	30	.133	1	4	10	1	4
Carrethers	4	12	4	33	.242	0	2	7	1	4
Sarnecki	4	1	0	7	.143	49	1	5	0	2
Cruikshank	2	1	1	3	.000	0	0	0	0	0
Sloan	4	3	6	20	.150	1	1	6	0	4
Waldron	4	18	10	40	.200	0	0	11	0	1
Bickert	3	2	0	4	.500	0	0	1	1	0
TEAM	4	56	35	167	.132	51	12	54	3	16

K-STATE	SP	K	E	TA	PCT.	A	SA	D	BS	BA
Fasce	2	0	0	0	.000	0	1	1	0	0
Miller	1	0	0	0	.000	0	0	0	0	0
Dugan	4	6	7	24	-.042	1	1	10	0	3
Young	4	12	3	24	.375	2	1	7	1	5
Rynning	4	4	1	8	.375	57	3	12	1	1
DeClerk	4	20	4	33	.485	0	1	7	2	5
Zschau	4	13	10	46	.065	1	0	7	1	2
Phillips	4	0	2	2	-.1000	0	1	15	0	0
Wieck	4	8	1	16	.438	0	0	1	0	6
TEAM	4	63	28	153	.229	61	8	60	5	22

Fourth Round • Kansas State vs. Rhode Island
Dec. 2 • Kansas City, Mo. • Municipal Auditorium
Rhode Island wins 10-15, 15-6, 15-9, 2-15, 15-13

URI	GP	K	E	TA	PCT.	A	SA	D	BS	BA
Gangl	5	10	1	17	.529	0	1	6	0	5
Bragg	5	7	3	25	.160	1	0	4	2	1
Maselli	5	13	7	34	.176	2	0	11	0	6
Salmans	5	1	2	4	-.250	48	0	13	0	0
Rackauskas	5	0	0	0	.000	0	1	2	0	0
Becker	1	1	1	5	.000	0	0	2	0	0
Normandin	5	17	8	44	.205	3	0	6	2	0
Romblad	1	0	0	0	.000	0	0	0	0	0
Braun	4	5	2	15	.200	0	1	1	2	0
McHenry	3	5	3	17	.118	0	0	5	0	0
TEAM	5	59	27	161	.199	54	3	50	6	12

K-STATE	GP	K	E	TA	PCT.	A	SA	D	BS	BA
Fasce	3	0	0	0	.000	0	0	1	0	0
Miller	2	1	2	4	-.250	0	0	0	0	1
Dugan	5	12	3	26	.346	2	0	14	0	0
Young	5	13	8	30	.167	0	2	10	0	2
Rynning	5	4	0	13	.308	63	2	3	0	6
DeClerk	5	21	4	34	.500	0	0	13	0	6
Zschau	5	10	6	32	.125	1	1	13	0	3
Phillips	4	0	0	0	.000	2	1	1	0	0
Wieck	5	11	3	26	.308	0	0	0	0	4
TEAM	5	72	26	165	.279	68	6	55	1	22

1996 NCAA TOURNAMENT

First Round • Kansas State vs. Cal State Northridge
Dec. 4 • Manhattan, Kan. • Ahearn Field House
Kansas State wins 15-12, 14-16, 15-11, 15-13

CSUN	GP	K	E	TA	PCT.	A	SA	D	BS	BA
Midwin	4	1	4	9	-.333	2	0	5	0	4
Ma	4	35	7	85	.329	1	1	17	0	2
Fitzpatrick	4	8	1	21	.333	3	0	21	1	4
Hofmans	4	5	1	10	.400	75	0	14	0	3
Flato	3	0	0	0	.000	1	0	5	0	0
Gillis	4	8	7	31	.032	1	0	30	0	2
Dimitrova	4	32	6	73	.356	2	1	14	2	5
Lares	1	0	0	0	.000	0	0	1	0	0
TEAM	4	89	26	229	.275	85	2	107	3	20

K-STATE	GP	K	E	TA	PCT.	A	SA	D	BS	BA
Zschau	4	18	7	64	.172	4	3	25	0	3
Luther, L	2	0	0	0	.000	0	0	1	0	0
Young	4	26	6	46	.435	2	0	13	0	2
Rynning	4	2	1	6	.167	88	0	14	1	5
DeClerk	4	21	4	40	.425	1	2	12	0	6
Brown	4	22	11	70	.157	0	1	17	1	2
Wieck	4	19	3	38	.421	0	0	11	3	4
TEAM	4	108	32	264	.288	95	6	93	5	22

Second Round • Kansas State vs. Washington State
Dec. 8 • Pullman, Wash. • Beasley Coliseum
Washington State wins 15-6, 16-4, 15-12

K-STATE	GP	K	E	TA	PCT.	A	SA	D	BS	BA
Zschau	3	11	7	37	.108	1	2	11	0	1
Young	3	6	7	22	-.045	2	0	9	0	1
Rynning	3	5	0	10	.500	35	0	9	0	4
DeClerk	3	7	2	23	.217	1	1	6	1	3
Brown	3	10	9	40	.025	3	0	6	0	0
Wieck	3	8	5	17	.176	1	1	6	0	3
Luther, L	1	0	0	0	.000	0	0	0	0	0
Luther, K	3	0	0	0	.000	0	0	1	0	0
Cady	2	0	0	0	.000	0	0	0	0	0
TEAM	3	47	30	149	.114	43	4	48	1	12

WSU	GP	K	E	TA	PCT.	A	SA	D	BS	BA
Arias	3	8	2	20	.300	0	0	10	0	3
Oigman	3	5	3	18	.111	0	2	7	2	5
Canevari	2	3	5	10	-.200	1	0	4	0	0
Stinson	3	13	3	22	.455	2	0	4	0	4
Papke	3	1	1	7	.000	49	0	6	1	1
Silvernail	3	24	7	48	.354	2	1	12	1	2
Nelson	1	0	0	0	.000	0	0	2	0	0
Wyckoff	2	3	3	11	.000	0	1	6	1	1
TEAM	3	57	24	136	.243	54	4	51	5	16

1997 NCAA TOURNAMENT

First Round • Kansas State vs. San Diego
Dec. 4 • Los Angeles, Calif. • North Gym
San Diego wins 11-15, 15-10, 15-7, 15-6

K-STATE	GP	K	E	TA	PCT.	A	SA	D	BS	BA
Branting	4	10	6	25	.160	4	0	7	0	4
Cady	4	22	10	60	.200	1	0	5	0	2
Shepherd	2	1	1	4	.000	1	0	0	0	0
Zschau	4	20	7	50	.260	5	0	9	0	0
Rynning	4	6	2	13	.308	50	0	12	0	3
Thomas	1	0	0	0	.000	0	0	0	0	0
Lindell	4	0	1	6	-.167	2	0	3	1	5
Phillips	4	0	0	0	.000	0	0	5	0	0
Wieck	4	9	8	35	.029	0	2	13	0	6
TEAM	4	68	35	193	.171	63	2	54	1	20

USD</

2000 NCAA TOURNAMENT

First Round • Kansas State vs. Loyola-Chicago
Dec. 3 • Malibu, Calif. • Firestone Fieldhouse
Kansas State wins 15-7, 15-4, 6-15, 15-9

LUC	GP	K	E	TA	PCT.	A	SA	D	BS	BA
Miguel	1	0	0	0	.000	0	0	1	0	0
Hart	4	10	8	22	.091	0	0	1	1	2
Poglit	4	15	6	34	.265	3	1	10	0	5
Daly	4	2	0	6	.333	1	0	3	0	1
Wofford	4	0	0	1	.000	0	0	14	0	0
Price	4	14	5	33	.273	6	0	10	0	2
Nash	4	6	1	15	.333	49	0	6	0	1
Thomas	4	14	6	34	.235	0	0	2	1	1
Mikos	4	1	1	3	.000	1	0	6	0	0
Davis	4	4	3	13	.077	0	0	1	0	6
TEAM	4	66	30	161	.224	60	1	54	2	18

K-STATE	GP	K	E	TA	PCT.	A	SA	D	BS	BA
Bronnenberg	4	2	1	5	.200	54	0	6	0	3
Branting	4	12	6	25	.240	3	2	4	0	7
Goehring	4	8	3	21	.238	3	0	1	1	2
Pollard	2	0	0	0	.000	0	0	3	0	0
Mimick	4	8	2	20	.300	1	0	18	0	2
Thomas	4	0	0	0	.000	0	0	5	0	0
C. Jensen	4	14	1	38	.342	1	0	8	0	1
Wegner	4	23	8	50	.300	0	2	6	0	3
TEAM	4	67	21	159	.289	62	4	51	1	18

Second Round • Kansas State vs. Pepperdine
Dec. 4 • Malibu, Calif. • Firestone Fieldhouse
Kansas State wins 19-17, 15-13, 10-15, 15-3

K-STATE	GP	K	E	TA	PCT.	A	SA	D	BS	BA
Bronnenberg	4	3	0	8	.375	78	0	9	0	2
Branting	4	18	3	30	.500	0	2	4	0	3
Goehring	4	16	3	33	.394	0	1	3	2	4
Pollard	4	0	1	8	-.125	1	0	15	0	0
Mimick	4	14	5	36	.250	3	0	21	3	2
Thomas	4	0	0	1	.000	0	0	9	0	0
C. Jensen	4	24	8	52	.308	2	2	14	0	1
Wegner	4	17	15	64	.031	0	0	17	2	2
TEAM	4	92	35	232	.246	84	5	92	7	14

PEPPERDINE	GP	K	E	TA	PCT.	A	SA	D	BS	BA
Hache	2	5	3	13	.154	3	1	3	0	2
Fopma	3	12	4	22	.364	1	0	6	1	2
Rothman	4	1	1	5	.000	2	0	12	0	0
Taylor	4	10	6	34	.118	1	0	0	3	3
Rouwenhorst	4	16	6	42	.238	1	1	10	2	4
Snow	4	17	8	52	.173	1	1	23	0	1
Rodriguez	2	0	1	3	-.333	33	0	7	0	0
Plass	4	5	3	16	.125	37	0	6	1	2
Rackauskas	2	0	0	0	.000	0	0	0	0	0
Borum	4	21	9	51	.235	0	1	15	1	2
TEAM	4	87	41	238	.193	79	4	82	5	16

Regional Semifinals • Kansas State vs. Wisconsin
Dec. 8 • Madison, Wisc. • UW Field House
Wisconsin wins 15-3, 14-16, 15-10, 15-6

K-STATE	GP	K	E	TA	PCT.	A	SA	D	BS	BA
C. Jensen	4	12	13	47	-.021	0	0	6	0	2
Wegner	4	17	11	45	.133	0	0	11	0	2
Bronnenberg	4	2	3	10	-.100	56	1	19	0	1
Branting	4	8	6	31	.065	1	2	0	0	3
Goehring	4	17	5	36	.333	2	2	7	0	4
Pollard	4	0	1	2	-.500	0	0	5	0	0
Mimick	4	10	6	34	.118	1	0	13	0	3
Thomas	4	0	0	1	.000	0	0	10	0	0
TEAM	4	66	45	206	.102	60	5	71	0	15

WISCONSIN	GP	K	E	TA	PCT.	A	SA	D	BS	BA
Maastricht	4	16	9	43	.163	0	0	11	3	2
Byrd	4	6	2	22	.182	0	0	20	0	1
Urbanek	4	0	0	1	.000	0	1	11	0	0
Livingston	4	29	8	59	.356	0	0	6	1	9
Fitzgerald	4	5	1	18	.222	58	0	7	2	7
Kohnen	4	11	3	23	.348	0	2	8	0	6
J. Gardner	4	0	0	0	.000	0	0	6	0	0
Zukowski	2	0	0	0	.000	0	0	0	0	0
K. Gardner	1	0	0	0	.000	0	0	0	0	0
Rittenhouse	4	5	2	16	.188	2	0	2	1	7
TEAM	4	72	25	182	.258	60	3	71	7	32

2001 NCAA TOURNAMENT

First Round • Kansas State vs. Arkansas
Nov. 30 • Manhattan, Kan. • Ahearn Field House
Kansas State wins 30-15, 18-30, 27-30, 30-18, 15-8

ARKANSAS	GP	K	E	TA	PCT.	A	SA	D	BS	BA
Coens	5	10	6	31	.129	3	0	10	0	2
Velikanova	5	12	3	46	.196	1	0	9	0	1
Crawford	5	6	0	12	.500	1	1	11	0	2
Tanellari	5	20	8	55	.218	0	1	22	1	2
Rangelova	5	1	0	3	.333	28	0	11	0	0
Haaser	5	2	3	17	-.059	0	0	0	1	4
Pacini	1	0	0	0	.000	0	0	0	0	0
McCartier	5	1	0	2	.500	20	1	9	0	0
Koumarova	1	0	1	1	-1.000	0	0	0	0	0
Windell	5	9	4	23	.217	0	0	1	2	3
TEAM	5	61	25	190	.189	53	3	73	4	14

K-STATE	GP	K	E	TA	PCT.	A	SA	D	BS	BA
Goehring	5	19	3	37	.432	1	0	4	1	7
Pollard	5	19	3	44	.364	2	0	25	0	2
Guerre	5	3	1	7	.286	68	0	7	0	3
C. Jensen	2	2	2	4	.000	1	0	3	0	2
Wegner	5	25	7	53	.340	0	0	11	0	2
Christen	5	12	1	26	.423	2	0	1	0	4
Sleighter	1	0	0	0	.000	0	0	1	0	0
Downey	4	0	0	0	.000	0	0	12	0	0
Mimick	4	4	5	21	-.048	0	1	13	0	3
K. Jensen	4	0	0	0	.000	1	1	12	0	0
TEAM	5	84	22	192	.323	75	2	89	1	23

Second Round • Kansas State vs. Nebraska
Dec. 1 • Manhattan, Kan. • Ahearn Field House
Nebraska wins 30-25, 28-30, 30-26, 30-19

K-STATE	GP	K	E	TA	PCT.	A	SA	D	BS	BA
Goehring	4	7	3	17	.235	2	0	3	0	4
Pollard	4	5	4	16	.063	0	0	8	0	1
Mimick	4	13	5	47	.170	2	2	25	0	3
Guerre	4	9	1	19	.421	40	1	9	0	2
Wegner	4	12	10	50	.040	0	0	7	0	1
Christen	4	6	1	19	.263	2	0	1	1	3
Sleighter	3	0	0	0	.000	0	0	1	0	0
Downey	4	0	0	0	.000	1	0	11	0	0
K. Jensen	4	1	0	1	1.000	0	3	7	0	0
C. Jensen	3	7	4	17	.176	0	1	1	0	0
TEAM	4	60	28	186	.172	47	7	73	1	14

NEBRASKA	GP	K	E	TA	PCT.	A	SA	D	BS	BA
Cepero	4	8	1	19	.368	51	0	14	3	7
Holmquist	4	13	1	20	.600	0	0	1	1	8
Wischmeier	4	0	0	0	.000	1	1	6	0	0
Metcalfe	4	14	3	38	.289	2	2	16	0	3
Pilakowski	4	14	3	32	.344	0	0	12	0	2
Schrad	4	9	4	33	.152	0	2	18	1	0
Parks	4	0	0	0	.000	0	0	9	0	0
Westling	2	0	0	0	.000	0	0	0	0	0
Kropp	4	12	1	20	.550	0	0	2	1	4
Sibbensen	4	0	0	0	.000	1	0	1	0	0
TEAM	4	70	13	162	.352	55	5	79	6	24

2002 NCAA TOURNAMENT

First Round • #22 Kansas State vs. Michigan
Dec. 6 • Manhattan, Kan. • Ahearn Field House
K-State wins 30-26, 30-25, 35-33

MICHIGAN	GP	K	E	TA	PCT.	A	SA	D	BS	BA
Lehman	3	8	2	19	.316	1	0	3	1	2
Gandolph	3	7	3	19	.211	2	0	14	0	1
Poquette	3	11	1	17	.588	2	0	13	1	3
Gamalski	3	5	2	9	.333	40	1	4	0	1
Ritchie	3	3	3	13	.000	0	1	7	0	1
Moore	3	8	5	33	.091	1	0	7	2	3
Dern	1	0	0	0	.000	0	0	0	0	0
Reedus	3	11	5	26	.231	0	0	2	0	1
Boswell	2	0	0	0	.000	0	0	0	0	0
Allen	3	0	0	0	.000	0	0	6	0	0
TEAM	3	53	21	136	.235	46	2	57	4	14

K-STATE	GP	K	E	TA	PCT.	A	SA	D	BS	BA
Goehring	3	16	5	28	.393	0	1	1	1	2
Martin	3	11	1	21	.476	0	0	1	0	2
Pollard	3	11	2	30	.300	0	0	8	1	0
Stanzel	3	4	2	15	.133	0	1	2	0	0
Guerre	3	6	2	19	.211	45	1	7	1	3
Jensen, C.	3	8	4	24	.167	0	0	9	0	1
Sleighter	3	0	0	0	.000	0	1	0	0	0
Downey-Wallace	3	0	0	0	.000	3	0	22	0	0
Jensen, K.	3	0	0	0	.000	0	1	9	0	0
TEAM	3	56	16	137	.292	48	5	59	3	10

Second Round • #22 Kansas State vs. #11 Washington State
Dec. 6 • Manhattan, Kan. • Ahearn Field House
WSU wins 32-30, 21-30, 30-22, 31-29

K-STATE	GP	K	E	TA	PCT.	A	SA	D
---------	----	---	---	----	------	---	----	---

2003 NCAA TOURNAMENT

First Round • #6 Kansas State vs. Ohio
Dec. 5 • Manhattan, Kan. • Ahearn Field House
K-State wins 30-17, 30-18, 31-29

OHIO	GP	K	E	TA	PCT.	A	SA	D	BS	BA
Judice	3	9	0	14	.643	0	0	3	0	0
Winkfield	3	6	3	20	.150	0	1	0	0	2
Hageman	3	7	5	27	.074	0	1	8	2	2
Smith	3	0	0	1	.000	0	0	4	0	0
Fiene	2	0	0	1	.000	0	0	3	0	0
Adamovskii	3	1	1	6	.000	37	0	9	0	0
Parra	2	0	0	0	.000	1	0	2	0	0
Gaughran	2	2	1	6	.167	0	0	0	0	2
Rruszkowski	1	0	0	0	.000	0	0	1	0	0
Blackburn	3	0	0	0	.000	0	0	7	0	0
Schetzslie	3	12	9	29	.103	0	0	1	0	2
Elliot	2	3	0	4	.750	0	0	0	0	0
TEAM	3	40	19	108	.194	38	2	38	2	8

K-STATE	GP	K	E	TA	PCT.	A	SA	D	BS	BA
Goehring	3	11	3	22	.364	3	0	2	0	3
Werner	3	0	4	9	-.444	0	1	1	0	1
Guerre	3	6	3	11	.273	34	2	6	0	2
Jensen, Kris	3	0	0	0	.000	1	0	7	0	0
Jensen, Cari	3	7	2	18	.278	0	1	7	0	0
Heijas	3	14	3	25	.440	0	1	6	0	3
Hamlin	2	1	0	1	1.000	0	0	0	0	1
Martin	3	6	0	14	.429	0	0	0	1	2
Downey-Wallace	3	0	1	1	-1.000	3	0	9	0	0
Stanzel	1	0	1	2	-.500	1	1	2	0	0
Franklin	2	3	1	8	.250	0	0	2	0	0
TEAM	3	48	18	111	.270	42	6	42	1	12

Second Round • #6 Kansas State vs. Arkansas
Dec. 6 • Manhattan, Kan. • Ahearn Field House
K-State wins 30-26, 30-27, 30-21

ARKANSAS	GP	K	E	TA	PCT.	A	SA	D	BS	BA
Koleva	3	11	5	25	.240	2	1	0	4	4
Kincaid	3	13	5	32	.250	0	0	2	0	5
Tarnauskaite	3	2	0	3	.667	42	1	10	0	2
Brewer	3	11	6	36	.139	0	0	1	0	2
Croese	3	8	1	15	.467	0	0	0	0	3
Haaser	3	3	2	13	.077	0	3	4	0	6
Docekalova	3	0	0	1	.000	0	0	5	0	0
Warmack	3	0	0	0	.000	1	0	5	0	0
Castro	3	0	0	0	.000	2	0	13	0	0
TEAM	3	48	19	125	.232	45	4	41	0	22

K-STATE	GP	K	E	TA	PCT.	A	SA	D	BS	BA
Goehring	3	9	2	19	.368	2	1	2	0	2
Werner	3	2	1	7	.143	0	0	1	0	1
Guerre	3	10	1	16	.562	40	0	6	0	4
Jensen, Kris	3	0	0	0	.000	0	1	7	0	0
Jensen, Cari	3	8	4	23	.174	1	0	11	0	0
Heijas	3	17	6	37	.297	0	2	4	0	1
Hamlin	1	1	0	2	.500	1	0	0	0	0
Martin	3	10	1	16	.562	1	0	0	0	4
Downey-Wallace	3	0	0	0	.000	4	0	17	0	0
Franklin	1	0	2	2	-1.000	0	0	0	0	0
TEAM	3	57	17	122	.328	49	5	48	0	12

Regional Semifinals • #6 Kansas State vs. #10 Penn State
Dec. 12 • Gainesville, Fla. • O'Connell Center
PSU wins 12-30, 30-27, 30-21, 31-29

PENN STATE	GP	K	E	TA	PCT.	A	SA	D	BS	BA
Nadeau	4	7	7	33	.000	0	0	11	0	0
Tortorello	4	1	1	4	.000	44	0	13	0	4
Smith	4	10	7	38	.079	0	0	3	0	6
Iceman	4	14	2	40	.300	1	0	7	0	2
Salyer	4	9	4	20	.250	0	0	2	0	3
Pederson	4	10	6	50	.080	0	0	2	1	3
Hayden	1	0	0	0	.000	0	0	0	0	0
Eshleman	4	0	0	0	.000	1	0	11	0	0
Phillips	1	0	0	0	.000	0	0	0	0	0
Brown	3	0	0	0	.000	0	0	1	0	0
Walters	4	0	0	0	.000	1	0	24	0	0
Gerega	3	0	0	0	.000	0	0	0	0	0
TEAM	4	51	27	185	.130	47	0	74	1	18

K-STATE	GP	K	E	TA	PCT.	A	SA	D	BS	BA
Goehring	4	14	3	30	.367	3	0	8	0	3
Martin	4	12	7	28	.179	1	0	2	0	5
Werner	4	4	4	20	.000	0	0	5	1	2
Guerre	4	10	3	20	.350	51	0	19	1	4
Jensen, Cari	4	11	8	36	.083	3	0	13	0	1
Heijas	4	13	6	47	.149	0	0	6	0	3
Downey-Wallace	4	1	0	1	1.000	5	0	30	0	0
Jensen, Kris	4	0	0	0	.000	0	0	8	0	0
Franklin	2	4	1	8	.375	0	1	4	0	0
TEAM	4	69	32	190	.195	63	1	95	2	18

2004 NCAA TOURNAMENT

First Round • #23 Kansas State vs. Cal-State Northridge
Dec. 2 • Los Angeles, Calif. • Lyon Center
K-State wins 30-20, 30-23, 30-25

CSUN	GP	K	E	TA	PCT.	A	SA	D	BS	BA
Fobian	3	8	5	35	.086	0	1	5	0	3
Nickel	3	4	2	9	.222	29	0	9	0	0
Crawford	3	0	0	0	.000	1	0	7	0	0
Ryan	3	12	9	37	.081	1	0	8	0	2
Lischer	3	2	4	16	-.125	1	0	1	0	4
Moore	3	4	2	14	.143	0	0	1	1	3
Hammerich	3	0	0	0	.000	3	0	17	0	0
Tobin	3	0	0	0	.000	0	0	2	0	0
Menell	3	5	7	23	-.087	0	0	5	0	2
TEAM	3	35	29	134	.045	35	1	55	1	14

K-STATE	GP	K	E	TA	PCT.	A	SA	D	BS	BA
Rezende	3	2	4	13	-.154	0	0	2	0	3
Martin	3	5	5	20	.000	3	0	2	0	5
Stanzel	3	0	1	3	-.333	2	0	7	0	0
Guerre	3	8	1	14	.500	35	0	7	0	4
Heijas	3	17	4	36	.361	3	1	9	1	2
Liliom	2	1	1	7	.000	1	1	3	0	4
Hamlin	2	1	0	2	.500	1	0	0	1	0
Lastra	3	1	0	1	1.000	0	1	22	0	0
Werner	3	11	5	30	.200	0	0	3	0	2
Rosenthal	2	0	0	0	.000	0	0	2	0	0
Franklin	3	2	1	7	.143	0	0	3	0	0
Spiegelberg	1	0	0	0	.000	1	0	0	0	0
TEAM	3	48	22	133	.195	46	3	60	2	20

Second Round • #23 Kansas State vs. #8 Southern Cal
Dec. 3 • Los Angeles, Calif. • Lyon Center
USC wins 30-19, 30-25, 30-19

K-STATE	GP	K	E	TA	PCT.	A	SA	D	BS	BA
Rezende	3	10	1	20	.450	0	0	3	0	1
Martin	3	6	4	25	.080	0	0	2	0	2
Stanzel	3	2	0	4	.500	1	0	5	0	0
Guerre	3	2	2	10	.000	32	0	6	0	1
Heijas	3	11	6	27	.185	0	1	6	0	0
Liliom	1	2	0	2	1.000	0	0	0	0	1
Hamlin	2	3	1	9	.222	3	0	0	0	0
Lastra	3	0	0	0	.000	1	3	10	0	0
Werner	3	4	5	21	-.048	0	0	0	0	1
Rosenthal	3	0	0	0	.000	0	0	4	0	0
Franklin	1	0	0	0	.000	0	0	0	0	0
TEAM	3	40	19	118	.178	37	4	36	0	6

USC	GP	K	E	TA	PCT.	A	SA	D	BS	BA
Candelas	3	7	0	13	.538	3	0	3	1	2
Burdine	3	19	3	30	.533	0	1	11	0	2
Adams	3	11	0	22	.500	2	0	0	2	4
Florian	3	6	4	14	.143	1	0	8	1	0
Venski	3	9	2	20	.350	1	0	2	1	2
Dillon	3	0	0	0	.000	24	1	5	0	0
Freeburg	3	0	0	0	.000	27	0	4	0	0
Seilhamer	3	0	0	0	.000	1	0	15	0	0
Robinson	3	11	1	17	.588	0	0	0	0	2
TEAM	3	63	10	116	.457	59	2	48	5	12

2005 NCAA TOURNAMENT

First Round • #24 Kansas State vs. Florida A&M
Dec. 1 • Gainesville, Fla. • O'Connell Center
K-State wins 27-30, 30-14, 30-27, 30-28

FAMU	GP	K	E	TA	PCT.	A	SA	D	BS	BA
Jackson	4	14	1	28	.464	0	0	1	0	3
Genkova	4	1	2	5	-.200	57	0	7	0	2
Kostadinova	4	21	4	56	.304	0	0	14	0	1
Andonova	4	17	7	43	.233	1	0	8	0	2
Velorio	4	5	1	13	.308	0	0	4	1	3
Ruiz	4	12	5	31	.226	2	1	15	0	1
Rojas	4	0	1	1	-1.000	2	1	20	0	0
Lakic	1	0	0	1	.000	0	0	2	0	0
TEAM	4	70	21	178	.275	62	2	71	1	12

K-STATE	GP	K	E	TA	PCT.	A	SA	D	BS	BA
Hamlin, Joy	4	20	1	28	.679	0	0	3	1	4
Rezende, Agata	4	9	4	26	.192	0	0	2	0	4
Werner, Sandy	4	17	4	45	.289	0	0	4	1	2
Kroeker, Megan	4	8	1	20	.350	0	0	3	0	4
Liliom, Rita	4	23	6	53	.321	0	1	14	0	0
Spiegelberg, S.	4	1	2	8	.125	0	63	2	11	2
Lastra, Angie	4	0	0	0	.000	1	0	23	0	0
Perkins, Jamie	4	0	0	0	.000	1	1	4	0	0
Rosenthal, L.	4	0	0	1	.000	1	2	9	0	0
TEAM	4	78	18	181	.331	66	6	73	2	16

2007 NCAA TOURNAMENT

First Round • Tulsa vs. #11 Kansas State
Nov. 30 • Manhattan, Kan. • Ahearn Field House
K-State wins 30-24, 30-20, 30-23

TULSA	GP	K	E	TA	PCT.	A	SA	D	BS	BA
Wood, Kelsey	3	0	0	0	.000	0	0	4	0	0
Stout, Hannah	3	7	2	16	.312	1	0	1	0	1
Boyle, Nicole	3	3	2	7	.143	2	0	8	0	2
Nepomuceno, Fabiola	3	11	3	30	.267	0	1	1	0	0
Brooks, Renee	3	7	3	16	.250	2	0	1	0	2
Silva, Julia	3	9	2	17	.412	26	0	6	1	1
Ridley, Emma	3	2	4	21	-.095	0	0	1	0	0
Grove, Malory	3	0	0	0	.000	8	3	17	0	0
Ayers, Jessie	3	0	0	0	.000	0	0	4	0	0
TEAM	3	39	16	107	.215	39	4	43	1	6

K-STATE	GP	K	E	TA	PCT.	A	SA	D	BS	BA
Farr, Megan	3	4	1	7	.429	0	0	0	0	4
Mathewson, Lauren	3	0	0	0	.000	1	0	6	0	0
Liliom, Rita	3	12	3	21	.429	0	1	1	0	2
Korobkova, Natalya	3	12	4	29	.276	0	2	3	0	3
Chipman, Kelsey	3	9	1	22	.364	4	3	2	0	7
Spiegelberg, Stacey	3	5	0	11	.455	41	2	3	0	4
Townsend, Leslie	2	0	0	0	.000	0	0	0	0	0
Lastra, Angie	3	0	0	0	.000	1	0	22	0	0
Jantsch, Jenny	3	8	5	21	.143	0	1	5	0	3
Rosenthal, Lauren	3	0	0	0	.000	0	0	7	0	0
TEAM	3	50	14	111	.324	47	9	49	0	23

Second Round • #13 Oregon vs. #11 Kansas State
Dec. 1 • Manhattan, Kan. • Ahearn Field House
Oregon wins 24-30, 20-30, 30-27, 36-34, 15-11

OREGON	GP	K	E	TA	PCT.	A	SA	D	BS	BA
Enesi, Neticia	5	9	2	19	.368	0	1	5	0	3
Maricic, Gorana	5	18	16	64	.031	1	0	15	0	5
Waddington, Karen	5	4	1	10	.300	1	0	2	0	7
Newcombe, Sonja	5	22	6	46	.348	0	1	10	1	4
Morris, Rachel	5	0	0	0	.000	30	0	3	0	0
Forristall, Kristen	5	9	3	21	.286	0	0	1	0	9
Westrick, Amanda	5	0	0	0	.000	0	0	3	0	0
Djordjevic, Nevena	5	1	0	3	.333	46	0	11	0	0
Swoboda, Katie	5	0	0	0	.000	0	0	17	0	0
Meyers, Heather	5	19	3	37	.432	2	0	7	0	4
Milsovec, Marija	1	0	0	0	.000	0	0	0	0	0
TEAM	5	82	31	200	.255	80	2	74	1	32

K-STATE	GP	K	E	TA	PCT.	A	SA	D	BS	BA
Farr, Megan	5	10	0	21	.476	1	0	1	0	11
Mathewson, Lauren	5	0	0	0	.000	1	0	12	0	0
Liliom, Rita	5	27	5	55	.400	0	1	8	0	1
Korobkova, Natalya	5	16	10	42	.143	0	0	4	0	14
Chipman, Kelsey	5	14	2	31	.387	1	0	4	1	9
Spiegelberg, Stacey	5	4	0	10	.400	67	1	11	0	4
Townsend, Leslie	5	0	0	0	.000	0	0	1	0	0
Lastra, Angie	5	0	0	0	.000	7	1	20	0	0
Jantsch, Jenny	5	10	6	26	.154	0	1	3	0	3
Rosenthal, Lauren	5	0	0	0	.000	2	0	7	0	0
TEAM	5	81	23	185	.314	79	4	71	1	42

2008 NCAA TOURNAMENT

First Round • Santa Clara vs. #16 Kansas State
Dec. 5 • Seattle, Wash. • Bank of America Arena
Santa Clara wins 25-22, 25-20, 19-25, 16-25, 15-13

SANTA CLARA	GP	K	E	TA	PCT.	A	SA	SE	RE	DIG	BS	BA
Lowe, Brittany	5	13	13	53	.000	1	4	2	0	14	0	1
Davigeadono, L.	5	9	2	15	.467	40	2	1	0	5	0	5
Scoffone, Alex	5	2	2	9	.000	1	0	0	0	1	0	2
Courtney, Kim	5	10	7	31	.097	3	0	3	3	17	0	1
Schmidt, Tanya	5	12	5	29	.241	1	0	0	0	1	1	3
Cmaylo, Anna	5	12	5	31	.226	2	0	0	0	8	0	6
Dowd, Lauryl	2	0	0	0	.000	0	0	0	0	0	0	0
Morrison, Libby	5	0	0	0	.000	3	3	1	1	13	0	0
O'Brien, Taylor	5	0	0	0	.000	2	0	0	0	1	18	0
TEAM	5	58	34	168	.143	53	9	7	5	77	1	18

K-STATE	GP	K	E	TA	PCT.	A	SA	SE	RE	DIG	BS	BA
Farr, Megan	5	5	3	20	.100	2	0	0	0	0	1	4
Liliom, Rita	5	17	7	53	.189	0	0	1	2	8	1	3
Pacheco, S.	5	2	4	10	-.200	45	2	2	0	11	0	3
Korobkova, N.	5	14	6	45	.178	0	0	0	0	3	1	5
Jantsch, Jenny	5	10	6	25	.160	1	1	2	2	14	1	0
Chipman, K.	5	9	1	18	.444	0	1	0	0	4	3	6
Mathewson, L.	5	0	0	0	.000	2	0	1	4	18	0	0
Townsend, L.	5	0	0	0	.000	1	1	0	0	4	0	0
Fay, Abby	1	0	0	0	.000	1	0	0	0	0	0	0
Chisholm, J.	1	0	0	0	.000	0	0	0	0	0	0	0
TEAM	5	57	27	171	.175	52	5	6	9	62	7	21

2011 NCAA TOURNAMENT

First Round • Wichita State vs. Kansas State
Dec. 1 • Lincoln, Neb. • Nebraska Coliseum
K-State wins 25-18, 25-22, 25-17

WSU	GP	K	E	TA	PCT.	A	SA	SE	RE	DIG	BS	BA	BEB	BHE	PTS
Field, E.	3	7	3	22	.182	0	0	0	0	0	2	2	0	0	10.0
Hooper, M.	3	0	0	2	.000	24	0	0	0	0	4	0	1	0	0.5
Adney, Emily	3	2	5	21	-.143	0	0	2	0	2	1	2	1	0	4.0
Zwiesler, C.	3	9	5	33	.121	0	0	1	1	9	1	0	0	0	10.0
Sanders, Sam	3	6	2	20	.200	0	0	0	0	1	0	0	0	0	6.0
Andrade, A.	3	7	1	18	.333	0	0	1	0	3	0	2	2	0	8.0
Banwart, K.	2	0	0	0	.000	0	0	0	1	6	0	0	0	0	0.0
Waldorf, S.	3	0	0	0	.000	1	2	1	0	22	0	0	0	0	2.0
Feekin, C.	3	0	0	0	.000	4	0	0	0	0	0	1	0	0	0.5
Church, J.	3	0	1	2	-.500	1	0	0	0	5	0	0	0	0	0.0
TOTALS	3	31	17	118	.119	30	2	6	1	52	4	8	3	0	41.0

K-STATE	GP	K	E	TA	PCT.	A	SA	SE	RE	DIG	BS	BA	BEB	BHE	PTS
Donahue, C.	3	2	1	7	.143	46	0	1	0	7	0	0	1	0	2.0
Ludwig, K.	3	7	3	16	.250	0	0	1	1	9	0	0	0	0	9.0
Muff, Alex	3	10	3	17	.412	0	0	0	0	1	0	3	0	1	11.5
Porubek, Lilla	3	9	1	23	.348	0	1	0	0	4	0	0	0	0	10.0
Pelger, K.	3	15	6	31	.290	0	0	2	0	17	0	2	0	0	16.0
Traxson, C.	3	7	3	29	.138	0	0	0	0	1	2	1	0	0	9.5
Madonia, G.	2	0	0	0	.000	0	0	0	0	0	0	0	0	0	0.0
McCarty, T.	3	0	0	0	.000	2	0	1	0	12	0	0	0	0	0.0
Kabalis, K.	3	0	0	0	.000	2	0	1	1	14	0	0	0	0	0.0
TOTALS	3	50	17	123	.268	48	1	6	2	65	2	10	1	1	58.0

Second Round • Kansas State at #2 Nebraska
Dec. 2 • Lincoln, Neb. • Nebraska Coliseum
K-State wins 25-22, 22-25, 31-29, 22-25, 15-11

K-STATE	GP	K	E	TA	PCT.	A	SA	SE	RE	DIG	BS	BA	BEB	BHE	PTS
Donahue, C.	5	4	0	8	.250	65	0	1	0	14	1	2	0	1	4.0
McCarty, T.	5	0	0	0	.000	0	3	1	0	15	0	0	0	0	3.0
Ludwig, K.	5	5	5	19	.000	0	0	0	1	14	0	4	0	0	7.0
Porubek, Lilla	5	17	4	49	.265	0	1	0	0	6	4	0	0	0	19.0
Pelger, K.	5	22	6	51	.314	2	0	2	1	12	1	4	0	0	25.0
Traxson, C.	5	14	6	39	.205	0	0	0	0	2	0	1	0	0	14.0
Madonia, G.	3	0	0	0	.000	0	1	0	0	1	0	0	0	0	1.0
Keating, C.	1	2	0	2	1.000	0	0	0	0	0	0	1	0	0	2.5
Muff, Alex	5	12	5	30	.233	2	0	0	0	0	0	7	0	0	15.5
Johnson, T.	1	0	0	0	.000	0	0	0	0	0	0	0	0	0	0.0
Kabalis, K.	5	0	0	1	.000	2	0	2	0	17	0	0	0	0	0.0
TOTALS	5	74	26	199	.241	71	4	7	2	81	2	22	1	1	91.0

NEBRASKA	GP	K	E	TA	PCT	A	SA	SE	RE	DIG	BS	BA	BEB	BHE	PTS
Cook, Lauren	5	4	0	6	.667	62	0	1	0	15	0	4	2	0	6.0
Wilberger, J.	5	11	1	26	.385	0	0	0	0	2	1	7	0	0	15.5
Mancuso, G.	5	25	11	58	.241	4	0	4	0	17	0	2	3	0	26.0
Delano, B.	5	9	3	24	.250	0	1	0	1	0	2	1	0	0	10.0
Broekhuis, M.	5	14	7	46	.152	4	0	1	0	4	0	1	0	0	14.5
Werth, H.	5	13	3	35	.286	1	2	2	4	18	0	0	0	0	15.0
Dykstra, Lara	5	0	0	0	.000	2	0	1	0	18	0	0	0	0	0.0
Root, Brigitte	1	0	0	0	.000	0	0	0	0	1	0	0	0	0	0.0
Winkelman, S.	3	0	0	0	.000	0	0	0	0	1	0	0	0	0	0.0
Hubl, Paige	5	0	0	0	.000	1	0	1	0	12	0	0	0	0	0.0
Thramer, H.	4	0	0	0	.000	0	0	0	0	0	2	0	0	0	0.0
Totals	5	76	25195	.262	74	2	11	4	89	1	18	6	0	18.0	

2012 NCAA TOURNAMENT

First Round • Northern Iowa vs. #25 Kansas State
Nov. 29 • Lincoln, Neb. • Nebraska Coliseum
Northern Iowa won 25-18, 25-13, 25-21

N.IOWA	GP	K	E	TA	PCT	A	SA	SE	RE	DIG	BS	BA	BE	BHE	PTS
Turk, M.	3	3	0	6	.500	36	1	0	0	14	0	1	0	0	4.5
Lehman, M.	3	11	2	20	.450	1	0	0	0	1	0	1	1	0	11.5
Braun, A.	3	6	5	24	.042	2	1	0	0	5	0	1	0	0	7.5
Ubben, M.	3	11	3	21	.381	2	0	1	1	8	1	2	1	0	13.0
Kintzel, S.	3	6	3	18	.167	0	0	0	0	1	0	2	0	0	7.0
Degeest, K.	3	11	1	17	.588	0	1	1	0	3	0	3	0	0	13.5
Willms, J.	3	0	0	0	.000	3	0	2	0	9	0	0	0	0	1.0
Burke, C.	3	0	0	0	.000	1	0	0	0	13	0	0	0	0	0.0
TOTALS	3	48	14	106	.321	45	3	4	1	54	1	10	2	1	57.0

K-STATE	GP	K	E	TA	PCT	A	SA	SE	RE	DIG	BS	BA	BE	BHE	PTS
Donahue, C.	3	4	1	13	.231	25	0	1	0	8	0	2	1	0	5.0
Ludwig, K.	3	6	0	13	.462	1	0	0	1	4	0	0	0	0	6.0
Muff, A.	3	3	0	8	.375	0	0	0	0	0	0	2	0	0	4.0
Porubek, L.	1	2	1	8	.125	1	0	0	0	0	0	0	0	0	2.0
Pelger, K.	3	7	4	31	.097	1	0	3	0	5	0	1	0	1	7.5
Traxson, C.	3	6	5	21	.048	0	0	0	0	0	0	0	0	0	6.0
Madonia, G.	3	0	0	0	.000	0	0	0	0	0	0	0	0	0	0.0
Keating, C.	1	0	1	2	.500	0	0	0	0	1	0	-0	0	0	0.0
McCarthy, T.	3	0	0	0	.000	0	1	3	0	8	0	0	0	0	1.0
Kabalis, K.	3	0	0	0	.000	1	0	0	1	11	0	0	0	0	0.0
Kaufman, D.	3	4	2	14	.143	0	0	0	1	0	0	1	0	0	4.5
TOTALS	3	32	14	110	.164	29	1	8	3	37	0	6	1	1	36.0

2014 NCAA TOURNAMENT

First Round • K-State vs. #20 Utah
Dec. 4 • Lincoln, Neb. • Devaney Sports Center
Utah won 25-16, 25-16, 25-17

UTAH	SP	K	E	TA	PCT	A	SA	SE	RE	DIG	BS	BA	BE	BHE	PTS
Trueman, C.	3	2	2	10	.000	0	0	0	0	0	0	4	0	0	4.0
Bateman, B.	3	6	1	12	.417	0	0	0	0	0	0	3	0	0	7.5
Dalton, S.	3	10	0	18	.556	0	0	0	0	2	1	3	0	0	12.5
Schofield, C.	3	11	3	25	.320	1	0	0	0	8	2	2	0	0	14.0
Kirby, K.	3	0	0	0	.000	23	1	1	0	9	0	0	0	0	1.0
Anae, A.	3	10	0	18	.556	0	2	1	0	9	0	1	0	0	12.5
Sutton, T.	2	0	0	0	.000	0	0	0	0	1	0	0	0	0	0.0
Moea'i, M.	3	4	2	13	.154	0	0	0	0	2	0	1	0	0	4.5
Adolph, L.	3	0	0	0	.000	3	3	2	15	0	0	0	0	0	3.0
Cygan, K.	3	0	1	3	.333	13	0	0	0	1	0	0	0	0	0.0
TOTALS	3	43	9	99	.343	40	6	4	2	47	3	14	0	0	59.0

K-STATE	SP	K	E	TA	PCT	A	SA	SE	RE	DIG	BS	BA	BE	BHE	PTS
Madonia, G.	3	0	0	0	.000	0	0	1	0	9	0	0	0	0	0.0
Keating, C.	3	7	2	19	.263	0	0	0	1	5	0	1	0	0	7.5
Brand, K.	3	3	1	8	.250	25	0	0	0	6	1	2	0	0	5.0
Reininger, K.	3	5	5	18	.000	1	0	0	0	0	0	1	0	0	5.5
Jones, N.	3	4	2	9	.222	0	2	0	0	2	1	1	0	0	7.5
Sassin, B.	3	3	6	25	.120	0	0	1	0	1	0	0	0	0	3.0
Kober, K.	3	0	0	0	.000	0	0	1	4	8	0	0	0	0	0.0
Zarda, S.	3	0	0	0	.000	1	0	0	1	3	0	0	0	0	0.0
Zumach, K.	3	6	5	24	.042	0	0	0	0	0	0	1	0	0	6.5
Gardner, D.	3	0	0	0	.000	2	0	0	0	3	0	0	0	0	0.0
Vogel, B.	3	3	2	8	.125	0	0	0	0	2	0	0	1	0	3.0
TOTALS	3	31	23	111	.072	29	2	3	6	39	2	6	1	0	38.0

2015 NCAA TOURNAMENT

First Round • K-State vs. Wichita State
Dec. 4 • Lincoln, Neb. • Devaney Sports Center
Wichita St. won 25-22, 17-25, 25-18, 25-20

K-STATE	SP	K	E	TA	PCT	A	SA	SE	RE	DIG	BS	BA	BE	BHE	PTS
Schultejans, A.	4	7	1	31	.194	0	0	1	0	7	1	2	1	0	9.0
Brand, K.	4	5	2	13	.231	45	1	0	0	12	0	1	0	0	6.5
Reininger, K.	4	8	3	19	.263	0	0	0	0	0	2	3	0	0	11.5
Flowers, M.	4	2	2	13	.000	1	0	0	0	0	1	1	0	1	3.5
Sassin, B.	4	18	6	54	.222	1	1	2	0	14	0	0	0	0	19.0
Vogel, B.	4	9	0	29	.310	2	0	0	0	12	0	2	1	0	10.0
Kober, K.	4	0	0	0	.000	1	0	0	0	24	0	0	0	0	0.0
Batchelder, M.	2	0	0	0	.000	0	1	0	0	0	0	0	0	0	0.0
Gyimes, Z.	3	4	0	5	.800	1	0	0	0	2	0	1	0	0	4.5
Fairfield, D.	4	0	0	0	.000	0	0	0	0	11	0	0	0	0	0.0
TOTALS	4	53	14	164	.238	51	2	4	0	82	4	10	2	1	64.0

WICHITA ST.	SP	K	E	TA	PCT	A	SA	SE	RE	DIG	BS	BA	BE	BHE	PTS
Raudsepp, M.	4	11	4	31	.226	1	0	0	0	2	0	1	0	0	11.5
Larson, J.	4	7	3	36	.111	3	0	1	0	14	0	0	1	0	7.0
Hiebert, E.	4	6	4	14	.143	58	0	0	0	9	0	0	0	0	6.0
Fayad, S.	4	11	1	34	.294	1	0	3	0	7	0	1	0	0	11.5
Shelton, H.	4	0	0	0	.000	1	0	0	0	11	0	0	0	0	0.0
Lehman, A.	4	20	4	32	.500	0	0	1	0	1	0	4	0	0	22.0
Mostrom, D.	4	1	0	1	1.000	2	0	2	0	23	0	0	0	0	1.0
Reilly, K.	4	15	4	33	.333	0	0	1	0	6	0	2	2	0	16.0
Mostrom, G.	4	0	0	0	.000	2	0	2	1	12	0	0	0	0	0.0
Brisso, N.	1	0	0	0	.000	0	0	0	0	0	0	0	0	0	0.0
TOTALS	4	71	20	181	.282	68	0	9	2	85	0	8	3	0	75.0

2016 NCAA TOURNAMENT

First Round • K-State vs. Lipscomb
Dec. 2 • Manhattan, Kan. • Bramlage Coliseum
K-State won 28-26, 25-15, 26-24

LIPSCOMB	SP	K	E	TA	PCT	A	SA	SE	RE	DIG	BS	BA	BE	BHE	PTS
ANDERSON, L.	3	12	2	20	.500	0	0	2	1	7	0	1	0	0	12.5
ROGERS, C.	3	9	2	16	.438	0	0	0	0	0	0	0	0	0	9.0
ELMORE, M.	3	0	0	0	.000	18	0	0	0	9	0	0	0	0	0.0
NUSBAUM, C.	3	8	9	39	.026	0	1	1	0	10	0	0	0	0	9.0
PHILLIPS, M.	3	7	4	17	.176	0	0	0	0	1	0	1	0	0	7.5
BRADLEY, K.	3	6	0	12	.500	1	0	0	0	0	1	2	0	0	8.0
OSTROM, K.	3	0	0	0	.000	26	0	1	0	7	0	0	0	0	0.0
RACICH, T.	3	6	5	16	.062	0	0	1	0	0	0	2	0	0	7.0
THOMAS, B.	3	1	0	1	1.000	2	0	0	2	11	0	0	0	0	1.0
TEAM	1	0	0	0	0.000	0	0	0	0	0	0	0	0	0	0.0
TOTALS	3	49	22	121	.223	47	1	5	4	45	1	6	0	0	54.0

K-STATE	SP	K	E	TA	PCT	A	SA	SE	RE	DIG	BS	BA	BE	BHE	PTS
Brand, Katie	3	6	0	7	.857	34	0	2	0	6	0	2	0	0	7.0
Reininger, K.	3	7	0	13	.538	0	0	0	0	1	1	5	0	0	10.5
Batchelder, M.	3	0	0	0	.000	0	1	0	0	1	0	0	0	0	1.0
Sassin, Brooke	3	11	1	23	.435	2	2	2	1	5	0	3	0	0	14.5
Schick, M.	2	0	0	0	.000	0	0	0	0	1	0	0	0	0	0.0
Fairfield, D.	2	0	0	0	.000	1	0	0	0	4	0	0	0	0	0.0
Kober, Kersten	3	0	0	0	.000	3	0	0	0	14	0	0	0	0	0.0
Schuboth, Elle	3	7	0	11	.636	0	0	0	0	1	0	5	0	0	9.5
Schultejans, A.	1	0	1	2	.500	0	0	0	0	0	0	0	0	0	0.0
Zumach, Kylee	3	9	1	24	.333	0	0	1	0	2	0	3	0	0	10.5
Flowers, Macy	1	1	2	5	.200	0	0	0	0	0	0	0	0	0	1.0
Hooper, C.	1	0	0	1	.000	0	0	0	0	0	0	0	0	0	0.0
Vogel, Bryna	3	7	3	21	.190	3	1	1	0	4	0	2	1	0	9.0
TOTALS	3	48	8	107	.374	43	4	6	1	39	1	20	1	0	63.0

Second Round • K-State vs. Ohio State

ALL-TIME LETTERWINNERS

A
Allison, Sarah 2008-09
Alters, Hillary 1999

B
Batchelder, Mattie 2014-15-16
Berkley, Melissa 1990
Berkley, Betsy 1988-89-90
Blasi, Julie 1976-77-78-79
Blount, Gloria 1980
Boyts, Pam 1975
Brand, Katie 2013-14-15-16
Branting, Kelle 1997-98-99-2000
Bronnenberg, Disney 1998-99-2000
Brown, Abbie 1996
Buck, Pam 1975-76-77
Bundy, Helen 1983-84-85-86

C
Cady, Dawn 1996-97-98-99
Call, Shawnee 1985-86-87-88
Carlson, Amy 1990
Carlson, Brynn **2017-18**
Carlson, Kelley 1984-85-86-87
Carlson, Tracy 1977
Chipman, Kelsey 2006-07-08-09
Chisholm, JuliaAnne 2007-08-09-10
Christen, Jayne 1998-99-2000-01
Chuk, Debbie 1977-78
Cogswell, Shelly 1982
Commerford, Renee 1982
Cook, Courtney 2010-11-12-13

D
Daniels, Peggy 1983-84
Dau, Chi 1992-93-94
DeClerk, Kate 1993-94-95-96
Diemer, Carla 1979-80-81-82
Dixon, Chris 1998-99
Dixon, Sarah **2017-18**
Dobrosz, Natalia 2010
Dodson, Amy 1987-88-89
Donahue, Caitlyn 2009-10-11-12
Downey-Wallace, Laura 1999-01-02-03
Drews, Susan 1978-79-80-81
Dugan, Charissa 2008
Dugan, Jill 1992-93-94-95
Durham, Cindy 1986
Durrett, Michelle 1982

F
Fairfield, Devan 2015-16-17-18
Farr, Megan 2005-06-07-08
Fay, Abby 2008-09
Flattum, Sami 2015
Flowers, Macy 2015-16-17-18
Foote, Kristen 2002
Franklin, Michaela 2002-03-04

G
Gabruseva, Ginta 2006
Gardner, Dailas 2013-14
Gardner, Nancy 1975-76
Garrett, Wendy 1991-92-93
Ghattas, GiGi 1993-94
Gilpin, Maria 1987
Gnadt, Janet 1981
Goehring, Lauren 2000-01-02-03
Gross, Leesa 1983-84
Grot, Izabela 2009
Guerre, Gabby 2001-02-03-04
Gyimes, Zsafia 2015-16-17-18

H
Haas, Susan 1977-78-79-80
Haff, Heather 1997-98
Hagge, Suzanne 1992-93-94
Happel, Sarah 1991
Harshbarger, Lynda 1986-87-88-89
Hamlin, Joy 2003-04-05
Haskell, Susan 1977
Hejjas, Valeria 2003-04
Helms, Jane 1976-77
Herrold, Kelly 1985
Heitbrink, Shantelle 1982-83
Heyne, Brooke **2018**
Holcomb, Makenzie 2015
Hooper, Cheyenne 2016-17
Horton, Audrey 2009
Hughes, Rhonda 1988-89-90-91

J
Jacquart, Kristi 1984-85-86-87
James, Julie 1989-90
Jantsch, Jenny 2005-06-07-08
Jensen, Cari 2000-01-02-03
Jensen, Kris 2000-01-02-03
Johnson, Taylor 2011-12-13-14
Johnson, Tiffany 2006
Jones, Natali 2012-13-14

K
Kabalais, Kuulei 2011-12
Kastens, Valerie 1985-86-87-88
Kaufman, Dakota 2010-11-12-13
Keating, Chelsea 2011-12-13-14
Kelican, Ashley 2009-10-11
Kileen, Reilly 2017-18
Kinderknecht, Karen 1986-87
Kinsey, Mary 1984-85-86-87
Kleyweg, Amy 1992
Kober, Kersten 2013-14-15-16
Koehn, Jennifer 1979-80-81-82
Koehn, Susan 1977-78-79-80
Kolarik, Elizabeth 1978-79
Korobkova, Nataly 2007-08
Kroeker, Megan 2005-06
Kull, Leslie 1986-87-88-89

L
Langhaim, Brookelyn 2014
Lastra, Angie 2004-05-06-07
Lee, Donna 1982-83-84-85
Leonard, Kathy 1978
Leister, Stephanie 1991-92-93
Liliom, Rita 2004-05-07-08
Lindell, Heather 1996-97-98-99
Lindquist, Molly 2003
Long, Linda 1975-76-77-78
Ludwig, Kathleen 2009-10-11-12
Luther, Kelli 1996
Luther, Linsey 1996-97-98

M
Madonia, Gina 2011-12-13-14
Majerus, Michelle 1985
Mallory, Bonny 1984
Martin, Kristin 1986-87-88-89
Martin, Lisa 2001-02-03-04
Mathewson, Lauren 2007-08-09-10
McCarty, Tristan 2010-11-12-13
McDiffett, Kathi 1983
McKee, Annell 1980
McKee, Angie 1990-91-92-93
McNeil, Julie 1978
Melvin, Letitia 1990
Mettenbrink, Carol 1977
Mignao, Mary 1985-86-87-88
Miller, Debbie 1992-93-94-95
Mimick, Lisa 1998-99-2000-01
Mott, Alison 1989-90-91
Muff, Alex 2009-10-11-12
Murphy, Alison 1990
Murray, Vanessa 2009
Mutiri, Gloria **2018**

O
Orndoff, Danette 1976

P
Pacheco, Soriana 2008-09
Pelger, Kaitlynn 2010-11-12-13
Penning, Kylie 2016
Perkins, Jamie 2003-04-05
Phillips, Val 1994-95-96-97
Pollard, Jennifer 1999-2000-01-02
Poppe, Janelle 1976
Portz, Toni 1976
Porubek, Lilla 2010-11-12-13
Powell, Jenny 1982

R
Reininger, Katie 2014-15-16
Rezende, Agata 2004-05
Ridley, Sharon 1980-81-82-83
Roberts, Valery 1989-90
Rosenthal, Lauren 2004-07
Ross, Allison 1983-84
Runnels, Becky 1975
Ryning, Devon 1994-95-96-97

S
Sandbothe, Elle 2016-17-18
Sassin, Brooke 2014-15-16
Saxton, Kathy 1989-90-91-92
Schick, Maureen 2016-17
Schmidt, Sandy 1981
Schroeder, Shelly 1980
Schultejans, Alyssa 2015-16-17-18
Scott, Melanie 1989-90
Sewing, LuAnn 1975
Shepherd, Alexis 1997
Shurbet, Bailey 2014-15
Sinderson, Holly 1978-79-80
Sittenaue, Cathy 1980-81-82-83
Sleichter, Jami 2001-02
Smith, Brooke 2017
Smith, Jacque **2018**
Spiegelberg, Stacey 2004-07
Stanzel, Katie 2002-03-04-05

T
Teahan, Kathy 1976-77-78-79
Thomas, Julie 1997-98-99-2000
Tibbetts, Tami 1986-87-88-89
Townsend, Leslie 2005-06-07-08
Traxson, Courtney 2010-11-12-13
Turner, Kacia 2010

V
Vernon, Megan **2018**
Vogel, Bryna 2014-15-16-17

W
Weber, Mckenzi **2016-17-18**
Wegner, Liz 1998-99-2000-01
Werner, Sandy 2003-04-05-06
Whitfield, Mandy 1996
Whitney, Renee 1983-84-85-86
Wieck, Val 1995-96-97-98
Willhite, Lisa 1975
Williams, Peyton **2017-18**
Wiseman, Beth 1980-81
Wylie, Kathy 1991-92-93-94

Y
Young, Yolanda 1993-94-95-96

Z
Zarda, Sheridan 2014
Zoerner, Heather 1992-93
Zschau, Kim 1995-96-97-98
Zumach, Kylee 2014-15-16-17-18

BY HOMETOWN

Alabama (1)	
Sharon Ridley (Montgomery)	1980-83
Arkansas (1)	
Sarah Allison (Siloam Springs)	2007-09
Brazil (1)	
Agata Rezende (Franca)	2004-05
California (5)	
Sarah Dixon (Chino Hills).....	2017-18
Laura Downey (La Mesa)	1999-03
GiGi Ghattas (Woodland Hills)	1993-94
Vanessa Murray (Woodland Hills)	2009
Faalo Taumanupepe (Long Beach)	2002
Canada (1)	
Megan Vernon (Mississauga, Ontario).....	2018
Colorado (7)	
Mattie Batchelder (Colorado Springs)	2013-16
Cari Jensen (Fowler)	2000-03
Kris Jensen (Fowler)	2000-03
Ashley Kelican (Centennial)	2009-11
Heather Lindell (Fort Morgan)	1996-99
Katie Reininger (Colorado Springs)	2013-16
Kathy Wylie (Littleton)	1991-94
Florida (2)	
Mariela Fasce (Boca Raton)	1995
Kim Zschau (Dunedin)	1995-98
Germany (1)	
Natalia Doborsz (Wetzlar)	2010
Hawai'i (2)	
Kuulei Kabalis (Hilo)	2011-12
Reilly Killeen (Honolulu)	2017-18
Hungary (4)	
Valeria Hejjas (Kecskemet)	2003-04
Rita Liliom (Budapest)	2004-08
Lilla Porubek (Budapest)	2010-15
Zsolia Gyimes (Budapest)	2015-18
Illinois (3)	
Amy Kleyweg (Western Springs)	1992
Gina Madonia (Glen Elyn)	2011-14
Kristin Martin (Rockford)	1986-89
Indiana (3)	
Disney Bronnenberg (Bloomington)	1998-00
Leesa Gross (Decatur)	1983-84
Mary Kinsey (Mt. Vernon)	1984-87
Iowa (3)	
Abbie Brown (Eldora)	1996
Suzanne Hagge (Clinton)	1992-94
Jamie Perkins (Council Bluffs)	2002-05
Kansas (86)	
Hillary Alters (Bonner Springs)	1999
Betsy Berkley (Tescott)	1988-90
Melissa Berkley (Tescott)	1990
Julie Blasi (Wichita)	1976-79
Gloria Blount (Cottonwood Falls)	1980
Ali Boehler (Olathe)	2012
Pam Buck (Overland Park)	1975-77
Helen Bundy (Manhattan)	1983-86
Shawnee Call (Ellsworth)	1985-88
Amy Carlson (Wamego)	1990
Kelley Carlson (Manhattan)	1984-87
Kelsey Chipman (Topeka)	2006-09
JuliAnne Chisholm (Hillsboro)	2007-10
Shelley Cogswell (Topeka)	1982
Kelly Cook (Sterling)	2003-04
Chelsea Cox (Norton)	2006
Peggy Daniels (Valley Center)	1983-84
Amy Dodson (Louisburg)	1987-89
Caitlyn Donahue (Overland Park)	2009-12
Susan Drews (Hutchinson)	1978-81
Charissa Dugan (Wichita)	2007-08
Megan Farr (Manhattan)	2004-06
Macy Flowers (Chanute)	2015-18
Kristen Foote (Manhattan)	2002
Dallas Gardner (Lenexa)	2013-14
Nancy Gardner (Overland Park)	1975-76
Marla Gilpin (Sawyer)	1987
Susan Haas (Mission)	1977-80
Joy Hamlin (Douglass)	2002-05
Lynda Harshbarger (Wamego)	1986-89
Jane Helms (Lin)	1976-77
Shantelle Hietbrink (Prairie Village)	1982-83
Makenzie Holcomb (Derby)	2014-15
Audrey Horton (Topeka)	2009-10
Rhonda Hughes (Manhattan)	1988-91
Kristi Jacquart (Sublette)	1984-87
Natali Jones (Pratt)	2011-14
Valerie Kastens (Wichita)	1985-88
Dakota Kaufman (Hillsboro)	2010-13
Chelsea Keating (Frankfort)	2010-14
Karen Kinderknecht (Frankfort)	1986-87
Jennifer Koehn (Concordia)	1979-82
Susan Koehn (Concordia)	1977-80
Megan Kroeker (Solomon)	2004-07
Molly Lindquist (Manhattan)	2002-03
Linda Long (Manhattan)	1975-78
Kathleen Ludwig (Shawnee)	2008-12
Michelle Majerus (Junction City)	1985
Bonny Mallory (Leawood)	1984
Lisa Martin (Hutchinson)	2001-04
Tristan McCarty (Manhattan)	2010-13
Annell McKee (Manhattan)	1980
Angie McKee (Goodland)	1990-93
Mary Mignano (Manhattan)	1985-88
Debbie Miller (Topeka)	1992-95
Alison Mott (Manhattan)	1989-91
Alex Muff (Concordia)	2009-12
Danette Orndoff (Topeka)	1976
Jacquelyn Paetzold (El Dorado)	2001
Kaitlynn Pelger (Olathe)	2010-13
Kylie Penning (Washington)	2016
Janelle Poppe (Lincolntonville)	1976
Valery Roberts (Buhler)	1989-90
Allison Ross (Fairway)	1983-84
Kathy Saxton (Mulvane)	1989-92
Sandy Schmidt (Hays)	1981
Shelly Schroeder (Bushton)	1980
Alyssa Schultejeans (Silver Lake)	2015-18

BY JERSEY NUMBER

1	
Sharon Ridley	1980-83
Mary Mignano	1985-88
Alison Murphy	1990
Chi Dau	1992-94
Heather Lindell	1996-97
Disney Bronnenberg	1998-2000
Jami Sleicher	2001-02
Kelly Cook	2003
Megan Farr	2005-08
Caitlyn Donahue	2009-12
Kersten Kober	2013-16
Reilly Killeen	2017-18
2	
Leesa Gross	1983-84
Karen Kinderknecht	1986-87
Rhonda Hughes	1988-91
Mariela Fasce	1995
Kelle Branting	1997-2000
Joy Hamlin	2002-05
Lauren Mathewson	2007-10
Gina Madonia	2011-14
Elle Sandbothe	2016-18
3	
Shelley Cogswell	1982
Michelle Majerus	1985
Julie James	1989-90
Stephanie Liester	1991-93
Maria Stork	1995
Mandy Whitfield	1996
Dawn Cady	1997-99
Lauren Goehring	2000-03
Agata Rezende	2004-05
Rita Liliom	2007-08
Vanessa Murray	2009
Chelsea Keating	2010-14
Alyssa Schultejeans	2015-18
4	
Shelley Cogswell	1982
Michelle Majerus	1985
Julie James	1989-90
Stephanie Liester	1991-93
Maria Stork	1995
Mandy Whitfield	1996
Dawn Cady	1997-99
Lauren Goehring	2000-03
Agata Rezende	2004-05
Rita Liliom	2007-08
Vanessa Murray	2009
Tristan McCarty	2010-13
Sheridan Zarda	2014
Sarah Dixon	2017-18
5	
Gloria Blount	1980
Shantelle Hietbrink	1982-83
Valerie Kastens	1985-88
Alison Mott	1989-91
Jill Dugan	1992-95
Kim Zschau	1996-98
Laura Downey-Wallace	1999-2003
Angie Lastra	2004-07
Kathleen Ludwig	2008-12
Bailey Shurbet	2013-15
Kylie Penning	2016
6	
Cathy Sittenauer	1980-83
Bonny Mallory	1984
Michelle Majerus	1985
Amy Dodson	1987-89
Melissa Berkley	1990
GiGi Ghattas	1993-94
Linsey Luther	1996-98
Jennifer Pollard	1999-2002
Sandy Werner	2003-06
Abby Fay	2007-09
Natalia Doborsz	2010
Katie Brand	2012-16
Jacque Smith	2018
7	
Carla Diemer	1979-82
Allison Ross	1983-84
Lynda Harshbarger	1986-89
Letitia Melvin	1990
Yolanda Young	1993-96
Heather Haff	1997-99
Katie Stanzel	2001-05
Kelsey Chipman	2006
Soriana Pacheco	2008-09
Courtney Cook	2010-13
Kylee Zumach	2014-18
8	
Jennifer Koehn	1979-82
Helen Bundy	1983-86
Kathy Saxton	1989-92
Devon Rynning	1994-97
Lisa Mimick	1998-2001
Jamie Perkins	2002-05
Ashley Kelican	2009-11
Ali Bohler	2012
Dallas Gardner	2013-14
Brooke Smith	2017
9	
Susan Haas	1977-80
Sandy Schmidt	1981
Shawnee Call	1985-88
Valery Roberts	1989-90
Wendy Garrett	1991-93
Suzanne Hagge	1992-94
Kelli Luther	1996
Julie Thomas	1997-2000
Gabby Guerre	2001-04
Ginta Gabruseva	2005-06
Nataly Korobkova	2007-08
Alex Muff	2009-12
Katie Reininger	2013-16
10	
Susan Koehn	1977-80
Renee Whitney	1983-86
Tami Tibbets	1987-89
Kate DeClerk	1993-96

Heather Lindell	1998-99
Kris Jensen	2000-03
Jenny Jantsch	2004-08
Audrey Horton	2009-10
Mattie Batchelder	2013-16
Brooke Heyne	2018
11	
Beth Wiseman	1980-81
Mary Kinsey	1984-87
Melanie Scott	1989-90
Kathy Wylie	1991-94
Kim Zschau	1995-98
Abbie Brown	1996
Hillary Alters	1998-99
Cari Jensen	2000-03
Lauren Rosenthal	2004-07
Izabella Grot	2008-09
Lilla Porubek	2010-13
Peyton Williams	2017-18
12	
Donna Lee	1982-85
Cindy Durham	1986
Marla Gilpin	1987
Angie McKee	1990-93
Val Phillips	1994-97
Liz Wegner	1998-2001
Kristen Foote	2002
Valeria Hejjas	2003-04
Megan Kroeker	2005
Chelsea Cox	2006
JuliAnne Chisholm	2007-10
Natali Jones	2011-14
Macy Flowers	2015-18
13	
Holly Sinderson	1978-80
Kelley Carlson	1984-87
Sarah Happel	1991
Heather Zoerner	1992-93
Anna Kaloujskikh	1995
Molly Lindquist	2002-03
Rita Liliom	2004-06
14	
Susan Drews	1978-81
Peggy Daniels	1983-84
Kristin Martin	1986-89
Dawn Cady	1996
Lauren Goehring	1998-2001
Michaela Franklin	2002-04
Jayne Christen	2002-04
Tiffany Johnson	2005-06
Kelsey Chipman	2007-09
Taylor Johnson	2010-14
Megan Vernon	2018
15	
Susan Drews	1978-81
Peggy Daniels	1983-84
Kristin Martin	1986-89
Dawn Cady	1996
Jayne Christen	1998-2001
Michaela Franklin	2002-04
Tiffany Johnson	2005-06
Kelsey Chipman	2007-09
Kacia Turner	2010
Kuulei Kabalis	2011-12
Brooklyn Langhaim	2013-14
Cheyenne Hooper	2016-17
16	
Megan Kroeker	2004
Melissa Watson	2005
Sarah Allison	2007-09
Dakota Kaufman	2010-13
Zsolia Gyimes	2015-18
17	
Leslie Townsend	2004
Charissa Dugan	2007-08
Kaitlynn Pelger	2010-13
Brooke Sassin	2014-16
Brynn Carlson	2017-18
18	
Leslie Townsend	2004
Charissa Dugan	2007-08
Courtney Traxson	2010-13
Bryna Vogel	2014-17
Gloria Mutiri	2018
19	
Makenzie Holcomb	2014-15
Maureen Schick	2016-17
20	
Sami Flattum	2014-15
Mckenzi Weber	2016-18
21	
Devan Fairfield	2014-18
33	
Megan Kroeker	2006

Sarah Allison • Middle Blocker • 6-0 • Siloam Springs, Ark. (Siloam Springs)

YEAR	SP	K	E	TA	KPS	PCT	AST	APS	SA-SE	RE	DIGS	DPS	BS-BA	BPS
2008	20	11	2	19	0.55	.474	2	0.10	1-0	0	2	0.10	0-6	0.30
2009	43	34	19	116	0.79	.129	8	0.19	0-1	0	7	0.16	0-26	0.60
Total	63	45	21	135	0.71	.178	10	0.16	1-1	0	9	0.14	0-32	0.51

Hillary Alters • Middle Blocker • 6-3 • Bonner Springs, Kan. (Immaculata)

YEAR	SP	K	E	TA	KPS	PCT	AST	APS	SA-SE	RE	DIGS	DPS	BS-BA	BPS
1999	10	11	3	22	1.10	.364	3	0.30	0-0	0	1	0.10	0-10	1.00

Mattie Batchelder • Defensive Specialist • 5-8 • Colorado Springs, Colo. (Doherty)

YEAR	SP	K	E	TA	KPS	PCT	AST	APS	SA-SE	RE	DIGS	DPS	BS-BA	BPS
2014	11	0	0	0	0.0	.000	1	0.09	0-0	0	3	0.27	0-0	0.0
2015	81	1	0	1	0.01	1.000	8	0.10	14-8	1	40	0.47	0-0	0.0
2016	58	0	0	0	0.00	.000	6	0.10	5-10	0	19	0.33	0-0	0.0
Total	150	1	0	1	0.01	1.000	15	0.10	19-18	1	62	0.41	0-0	0.0

Betsy Berkley • Middle Blocker • 5-11 • Tescott, Kan. (High)

YEAR	SP	K	E	TA	KPS	PCT	AST	APS	SA-SE	RE	DIGS	DPS	BS-BA	BPS
1988	35	20	13	51	0.57	.137	4	0.11	6-18	0	22	0.63	2-15	0.49
1989	97	227	78	504	2.34	.296	3	0.03	21-n/a	n/a	139	1.43	28-71	1.02
1990	91	247	105	575	2.71	.247	10	0.11	22-n/a	n/a	193	2.12	28-21	0.54
1991	36	86	42	222	2.39	.198	1	0.03	10-13	11	45	1.25	9-12	0.58
Total	259	580	238	1352	2.24	.253	18	0.07	59-31*	11*	399	1.54	67-119	0.72

Melissa Berkley • Outside Hitter • 5-10 • Tescott, Kan. (High)

YEAR	SP	K	E	TA	KPS	PCT	AST	APS	SA-SE	RE	DIGS	DPS	BS-BA	BPS
1990	22	23	12	61	1.05	.180	1	0.05	4-n/a	n/a	37	1.68	0-2	0.09
1991	11	6	6	22	0.55	.000	1	0.09	3-3	6	20	1.82	3-2	0.45
Total	33	29	18	83	0.88	.133	2	0.06	7-3*	6*	57	1.73	3-4	0.21

Ali Boehler • Defensive Specialist • 5-10 • Olathe, Kan. (Missouri Southern State)

YEAR	SP	K	E	TA	KPS	PCT	AST	APS	SA-SE	RE	DIGS	DPS	BS-BA	BPS
2012	3	0	0	0	0.00	.000	0	0.00	0-0	1	0	0.00	0-0	0.00

Katie Brand • Setter • 6-1 • Grand Island, Neb. (Central Catholic)

YEAR	SP	K	E	TA	KPS	PCT	AST	APS	SA-SE	RE	DIGS	DPS	BS-BA	BPS
2012														
2013	105	95	39	253	0.90	.221	1056	10.06	27-20	0	250	2.38	7-80	0.83
2014	116	112	29	259	0.97	.320	1274	10.98	15-19	0	314	2.71	8-96	0.90
2015	107	133	26	288	1.24	.372	1188	11.10	14-22	0	332	3.10	4-75	0.94
2016	119	130	34	303	1.09	.317	1341	11.27	21-37	1	325	2.73	6-75	0.68
Total	447	470	128	1103	1.05	.310	4859	10.87	77-98	1	1221	2.73	25-326	0.79

Kelle Branting • Middle Blocker • 6-1 • North Platte, Neb. (High)

YEAR	SP	K	E	TA	KPS	PCT	AST	APS	SA-SE	RE	DIGS	DPS	BS-BA	BPS
1997	116	294	135	699	2.53	.277	25	0.22	23-63	1	206	1.78	7-116	1.06
1998	109	297	107	648	2.72	.293	27	0.25	21-39	0	76	0.70	16-97	1.04
1999	109	264	88	557	2.42	.316	28	0.26	26-28	0	87	0.80	15-96	1.02
2000	111	329	98	660	2.96	.350	34	0.31	34-46	11	145	1.31	11-99	0.99
Total	445	1184	428	2564	2.66	.295	114	0.26	104-176	12	514	1.16	49-408	1.03

Disney Bronnenberg • Setter • 5-9 • Bloomington, Ind. (North)

YEAR	SP	K	E	TA	KPS	PCT	AST	APS	SA-SE	RE	DIGS	DPS	BS-BA	BPS
1998	109	41	43	158	0.38	-.013	1694	15.54	12-47	2	267	2.45	0-38	0.35
1999	109	81	27	186	0.74	.290	1508	13.83	26-31	3	274	2.51	0-54	0.50
2000	113	61	28	162	0.54	.204	1696	15.01	24-26	0	270	2.39	4-46	0.43
Total	331	183	98	506	0.55	.168	4898	14.80	62-104	5	811	2.45	4-138	0.43

Abbie Brown • Outside Hitter • 5-11 • Eldora, Iowa (New Providence)

YEAR	SP	K	E	TA	KPS	PCT	AST	APS	SA-SE	RE	DIGS	DPS	BS-BA	BPS
1996	116	374	150	1067	3.22	.210	27	0.23	41-121	30	258	2.22	5-66	0.61

Helen Bundy • Middle Blocker • 5-10 • Manhattan, Kan. (High)

YEAR	SP	K	E	TA	KPS	PCT	AST	APS	SA-SE	RE	DIGS	DPS	BS-BA	BPS
1983	67	53	34	182	0.79	.104	57	0.85	21-n/a	n/a	89	1.33	8-25	0.49
1984	104	186	92	516	1.79	.182	23	0.22	40-46	43	86	0.83	44-62	1.02
1985	102	157	64	377	1.54	.244	15	0.15	26-44	33	161	1.58	33-105	1.35
1986	73	78	51	244	1.07	.111	7	0.10	18-n/a	n/a	115	1.58	19-72	1.25
Total	346	474	241	1319	1.37	.177	102	0.30	105-90*	76*	451	1.30	104-264	1.06

Dawn Cady • Outside Hitter • 5-10 • Marshall, Minn. (High)

YEAR	SP	K	E	TA	KPS	PCT	AST	APS	SA-SE	RE	DIGS	DPS	BS-BA	BPS
1996	69	38	28	110	0.55	.091	6	0.09	16-12	8	78	1.13	2-10	0.17
1997	117	468	224	1187	4.00	.206	31	0.27	29-55	46	370	3.16	3-60	0.54
1998	109	483	247	1248	4.43	.189	17	0.16	18-50	34	376	3.45	8-48	0.51
1999	109	622	243	1671	5.71	.227	19	0.17	25-30	8	434	3.98	8-50	0.53
Total	404	1611	742	4216	3.99	.206	73	0.18	88-147	96	1258	3.11	21-168	0.47

Shawnee Call • Outside Hitter • 5-11 • Ellsworth, Kan. (High)

YEAR	SP	K	E	TA	KPS	PCT	AST	APS	SA-SE	RE	DIGS	DPS	BS-BA	BPS
1985	113	221	66	545	1.96	.284	65	0.58	36-45	15	203	1.80	19-51	0.62
1986	113	427	154	1068	3.78	.256	15	0.13	28-n/a	n/a	362	3.20	24-38	0.55
1987	88	379	128	936	4.31	.268	14	0.16	9-n/a	n/a	336	3.82	17-51	0.77
1988	80	310	95	823	3.88	.261	20	0.25	18-17	37	273	3.41	11-46	0.71
Total	394	1337	443	3372	3.39	.265	114	0.29	91-62*	52*	1174	2.98	71-186	0.65

Amy Carlson • Setter • 5-2 • Warneko, Kan. (High)

YEAR	SP	K	E	TA	KPS	PCT	AST	APS	SA-SE	RE	DIGS	DPS	BS-BA	BPS
1990	37	0	1	5	0.00	<.200	>.54	1.46	1-n/a	n/a	36	0.97	1-3	0.11

Brynn Carlson • Outside Hitter • 6-4 • Woodbury, Minn. (Cretin-Derham)

YEAR	SP	K	E	TA	KPS	PCT	AST	APS	SA-SE	RE	DIGS	DPS	BS-BA	BPS
2017	103	159	61	524	1.54	.187	1	0.01	5-7	1	46	0.45	2-47	0.48
2018	13	18	73	80	1.38	.062	0	0.00	0-1	2	5	0.38	2-2	0.31
Total	116	177	14	604	1.53	.171	1	0.01	5-8	3	51	0.44	4-49	0.46

Kelley Carlson • Middle Blocker • 5-10 • Manhattan, Kan. (High)

YEAR	SP	K	E	TA	KPS	PCT	AST	APS	SA-SE	RE	DIGS	DPS	BS-BA	BPS
1984	106	72	32	229	0.68	.175	11	0.10	10-10	39	103	0.97	22-35	0.54
1985	61	24	20	102	0.39	.039	6	0.10	5-2	12	72	1.18	4-34	0.62
1986	45	13	8	63	0.29	.079	3	0.07	7-n/a	n/a	95	2.11	16-24	0.89
1987	62	40	32	113	0.65	.071	17	0.27	24-n/a	n/a	129	2.08	12-50	1.00
Total	274	149	92	507	0.54	.112	37	0.14	46-12*	51*	399	1.46	54-143	0.72

Kelsey Chipman • Middle Blocker • 6-2 • Topeka, Kan. (Washburn Rural)

YEAR	SP	K	E	TA	KPS	PCT	AST	APS	SA-SE	RE	DIGS	DPS	BS-BA	BPS
2006	68	115	49	310	1.69	.213	6	0.09	1-0	0	16	0.24	2-76	1.15
2007	119	302	71	673	2.54	.343	26	0.22	31-45	1	88	0.74	13-162	1.47
2008	123	258	42	611	2.10	.354	34	0.28	16-36	0	91	0.74	19-115	1.09
2009	113	301	52	722	2.66	.345	16	0.14	24-32	1	114	1.01	21-110	1.16
Total	423	976	214	2316	2.31	.329	82	0.19	72-113	2	309	0.73	55-463	1.22

JuliAnne Chisholm • Outside Hitter • 5-11 • Hillsboro, Kan. (Hillsboro)

YEAR	SP	K	E	TA	KPS	PCT	AST	APS	SA-SE	RE	DIGS	DPS	BS-BA	BPS
2007	33	50	35	170	1.52	.088	1	0.03	1-2	0	22	0.67	1-6	0.21
2008	54	73	33	220	1.35	.182	1	0.02	2-1	0	25	0.46	0-14	0.26
2009	112	342	152	1164	3.05	.163	7	0.06	0-2	3	81	0.72	8-40	0.43
2010	112	317	169	1141	2.83	.130	19	0.17	10-51	36	233	2.08	5-52	0.51
Total	311	782	389	2695	2.51	.146	28	0.09	13-56	39	3	1.16	14-112	0.41

Charissa Dugan • Defensive Specialist • 5-7 • Wichita, Kan. (Bishop Carroll)

YEAR	SP	K	E	TA	KPS	PCT	AST	APS	SA-SE	RE	DIGS	DPS	BS-BA	BPS
2008	3	0	0	0	0.00	.000	0	0.00	0-1	0	1	0.33	0-0	0.00

Jill Dugan • Outside Hitter • 6-0 • Grand Island, Neb. (High)

YEAR	SP	K	E	TA	KPS	PCT	AST	APS	SA-SE	RE	DIGS	DPS	BS-BA	BPS
1992	100	205	101	521	2.05	.200	17	0.17	24-59	38	198	1.98	31-76	1.07
1993	80	137	78	370	1.71	.160	7	0.09	18-26	19	152	1.90	16-56	0.90
1994	97	201	111	564	2.07	.160	15	0.16	35-41	20	185	1.91	25-108	1.37
1995	115	306	187	844	2.66	.141	24	0.21	31-52	77	324	2.82	14-54	0.59
Total	392	849	477	2299	2.17	.162	63	0.16	108-178	154	859	2.19	86-294	0.97

Cindy Durham • Outside Hitter • 6-1 • Independence, Mo. (Truman)

YEAR	SP	K	E	TA	KPS	PCT	AST	APS	SA-SE	RE	DIGS	DPS	BS-BA	BPS
1986	106	300	108	886	2.83	.279	4	0.04	35-n/a	n/a	158	1.49	8-35	0.41

Michelle Durrett

YEAR	SP	K	E	TA	KPS	PCT	AST	APS	SA-SE	RE	DIGS	DPS	BS-BA	BPS
1982	n/a	4	0	7	n/a	.571	n/a	n/a	0-0	8	5	n/a	0-1	n/a

Devan Fairfield • Defensive Specialist • 5-7 • Grain Valley, Mo. (Grain Valley)

YEAR	SP	K	E	TA	KPS	PCT	AST	APS	SA-SE	RE	DIGS	DPS	BS-BA	BPS
2015	107	1	0	1	0.01	1.000	13	0.12	1-1	7	168	1.57	0-0	0.00
2016	118	1	0	1	0.01	1.000	16	0.14	3-2	14	187	1.58	0-0	0.00
2017	112	0	0	0	0.00	1.000	10	0.09	0-0	11	169	1.51	0-0	0.00
2018	98	4	0	5	0.04	.800	51	.052	4-7	20	368	3.76	0-0	0.00
Total	435	6	0	7	0.01	.857	90	0.21	8-10	52	892	2.05	0-0	0.00

Megan Farr • Middle Blocker • 5-10 • Manhattan, Kan. (Manhattan)

YEAR	SP	K	E	TA	KPS	PCT	AST	APS	SA-SE	RE	DIGS	DPS	BS-BA	BPS
2005	25	35	16	79	1.40	.241	5	0.20	0-0	0	3	0.12	3-13	0.64
2006	77	189	48	438	2.45	.322	14	0.18	0-0	0	13	0.17	1-90	1.18
2007	119	286	58	585	2.40	.390	21	0.18	0-0	1	23	0.19	14-151	1.39
2008	123	212	45	491	1.72	.340	43	0.35	0-0	0	21	0.17	11-140	1.23
Total	344	722	167	1593	2.10	.348	83	0.24	0-0	1	60	0.17	29-394	1.23

Mariela Fasce • Setter • 5-5 • Boca Raton, Fla. (Olympic Heights)

YEAR	SP	K	E	TA	KPS	PCT	AST	APS	SA-SE	RE	DIGS	DPS	BS-BA	BPS
1995	62	2	1	6	0.03	.167	40	0.65	12-13	2	63	1.02	0-1	0.01

Abby Fay • Setter/Defensive Specialist • 5-8 • Kansas City, Mo. (Park Hill South)

YEAR	SP	K	E	TA	KPS	PCT	AST	APS	SA-SE	RE	DIGS	DPS	BS-BA	BPS
2008	57	8	4	33	0.14	.121	390	6.84	7-6	0	88	1.54	0-19	0.33
2009	113	1	0	5	0.01	.200	17	0.15	13-7	23	191	1.69	0-0	0.00
Total	170	9	4	38	0.05	.132	407	2.39	20-13	23	279	1.64	0-19	0.11

Sami Flattum • Opposite • 6-3 • Lakeville, Minn. (Lakeville North)

YEAR	SP	K	E	TA	KPS	PCT	AST	APS	SA-SE	RE	DIGS	DPS	BS-BA	BPS
2015	20	17	6	51	0.85	.216	0	0.0	0-4	1	4	0.20	0-2	0.10

Macy Flowers • Middle Blocker • 6-3 • Chanute, Kan. (Chanute)

YEAR	SP	K	E	TA	KPS	PCT	AST	APS	SA-SE	RE	DIGS	DPS	BS-BA	BPS
2015	53	93	42	266	1.75	.192	10	0.19	0-1	0	11	0.21	4-60	1.21
2016	83	105	36	265	1.27	.260	12	0.14	11-32	1	46	0.55	6-79	1.02
2017	73	119	50	314	1.63	.220	2	0.03	7-20	0	33	0.45	4-85	1.22
2018	52	77	27	205	1.48	.244	5	0.10	3-11	0	25	0.48	6-65	1.37
Total	261	394	155	1050	1.51	.228	29	0.11	21-64	1	115	0.44	20-289	1.18

Michaela Franklin • Outside Hitter • 5-10 • Lincoln, Neb. (Lincoln HS)

YEAR	SP	K	E	TA	KPS	PCT	AST	APS	SA-SE	RE	DIGS	DPS	BS-BA	BPS
2002	43	72	42	210	1.67	.143	1	0.02	5-19	0	23	0.53	0-20	0.47
2003	82	96	54	247	1.17	.170	5	0.06	5-14	0	60	0.73	1-27	0.34
2004	62	70	36	196	1.13	.173	2	0.03	0-5	2	30	0.48	0-34	0.55
Total	187	238	132	653	0.60	.158	8	0.05	10-38	2	113	0.66	1-81	0.38

Ginta Gabruseva • Outside Hitter • 6-2 • Riga, Latvia (Riga 45)

YEAR	SP	K	E	TA	KPS	PCT	AST	APS	SA-SE	RE	DIGS	DPS	BS-BA	BPS
2006	80	157	75	429	1.96	.191	3	0.04	6-17	2	35	0.44	1-57	0.73

Dallas Gardner • Defensive Specialist • 5-9 • Lenexa, Kan. (NW Missouri St.)

YEAR	SP	K	E	TA	KPS	PCT	AST	APS	SA-SE	RE	DIGS	DPS	BS-BA	BPS
2013	33	0	0	0	0.00	.000	1	0.03	4-2	1	13	0.39	0-0	0.00
2014	32	0	0	0	0.00	.000	3	0.09	0-5	2	28	0.88	0-0	0.00
Total	65	0	0	0	0.00	.000	4	0.06	4-7	3	41	0.63	0-0	0.00

Wendy Garrett • Setter • 6-0 • Memphis, Tenn. (Briarcrest Christian/So. Illinois)

YEAR	SP	K	E	TA	KPS	PCT	AST	APS	SA-SE	RE	DIGS	DPS	BS-BA	BPS
1991	102	66	36	222	0.65	.135	996	9.76	22-53	3	141	1.38	2-32	0.33
1992	31	22	14	75	0.71	.107	12	0.39	3-14	5	38	1.23	3-1	0.13
1993	53	23	21	89	0.43	.022	189	3.57	8-17	6	50	0.94	0-16	0.30
Total	186	111	71	386	0.60	.103	1197	6.44	33-84	14	229	1.23	5-49	0.29

GiGi Ghattas • Middle Blocker • 6-1 • Woodland Hills, Calif. (Chatsworth)

YEAR	SP	K	E	TA	KPS	PCT	AST	APS	SA-SE	RE	DIGS	DPS	BS-BA	BPS
1993	35	24	18	84	0.69	.071	11	0.31	8-9	10	48	1.37	0-10	0.29
1994	14	7	4	18	0.50	.167	2	0.14	1-1	0	7	0.50	0-5	0.36
Total	49	31	22	102	0.63	.088	13	0.27	9-10	10	55	1.12	0-15	0.31

Marla Gilpin • Middle Blocker/Outside Hitter • 6-0 • Sawyer, Kan. (Skyline)

YEAR	SP	K	E	TA	KPS	PCT	AST	APS	SA-SE	RE	DIGS	DPS	BS-BA	BPS
1987	4	2	2	6	0.50	.000	1	0.25	0-n/a	n/a	2	0.50	0-1	0.25

Lauren Goehring • Middle Blocker • 6-0 • Fort Worth, Texas (Fossil Ridge)

YEAR	SP	K	E	TA	KPS	PCT	AST	APS	SA-SE	RE	DIGS	DPS	BS-BA	BPS
2000	86	220	55	466	2.56	.354	22	0.26	21-26	0	56	0.65	11-69	0.93
2001	105	223	80	560	2.12	.255	37	0.35	37-31	21	256	2.44	9-100	1.04
2002	102	366	81	770	3.59	.370	32	0.31	25-29	7	133	1.30	23-82	1.03
2003	126	403	78	795	3.20	.409	47	0.37	23-31	2	160	1.27	6-129	1.07
Total	419	1212	294	2591	2.89	.354	138	0.33	106-117	30	605	1.44	49-380	1.02

Leesa Gross • Outside Hitter • 5-9 • Decatur, Ind. (Bellmont)

YEAR	SP	K	E	TA	KPS	PCT	AST	APS	SA-SE	RE	DIGS	DPS	BS-BA	BPS
1983	80	67	39	229	0.84	.122	55	0.69	19-n/a	n/a	174	2.18	5-28	0.41
1984	120	178	69	508	1.48	.215	64	0.53	52-54	46	238	1.98	15-41	0.47
Total	200	245	108	737	1.23	.186	119	0.60	71-54*	46*	412	2.06	20-69	0.45

Izabela Grot • Outside Hitter • 6-1 • Krakow, Poland (I. Liceum og.)

YEAR	SP	K	E	TA	KPS	PCT	AST	APS	SA-SE	RE	DIGS	DPS	BS-BA	BPS
2009	39	33	34	158	0.85	-.006	0	0.00	0-1	0	13	0.33	2-8	0.26

Gabby Guerre • Setter • 6-1 • Houston, Texas (Mayde Creek HS)

YEAR	SP	K	E	TA	KPS	PCT	AST	APS	SA-SE	RE	DIGS	DPS	BS-BA	BPS
2001	81	94	29	222	1.16	.293	962	11.88	15-14	3	230	2.84	1-50	0.63
2002	102	178	45	415	1.75	.320	1199	11.75	21-21	1	244	2.39	12-63	0.74
2003	126	221	61	478	1.75	.335	1517	12.04	51-50	0	294	2.33	9-101	0.87
2004	111	184	57	438	1.66	.290	1265	11.40	28-19	1	245	2.21	5-87	0.83
Total	420	677	192	1553	1.60	.321	4943	11.90	115-104	5	1013	2.50	27-301	0.76

Zsafia Gyimes • Middle Blocker • 6-1 • Budapest, Hungary

YEAR	SP	K	E	A	KPS	PCT	AST	APS	SA-SE	RE	DIGS	DPS	BS-BA	BPS
2015	46	59	25	131	1.28	.260	10	0.22	6-12	1	26	0.57	1-40	0.89
2016	44	39	12	104	0.89	.260	10	0.23	6-11	0	11	0.25	2-29	0.70
2017	45	30	20	106	0.67	.094	3	0.07	7-13	0	21	0.47	1-20	0.47
2018	98	15	5	38	0.15	.263	3	0.03	31-36	0	24	0.24	0-6	0.06
Total	233	143	62	379	0.61	.214	26	0.11	50-72	1	82	0.35	4-95	0.42

Kristi Jacquot • Middle Blocker • 5-11 • Sublette, Kan. (High)

YEAR	SP	K	E	TA	KPS	PCT	AST	APS	SA-SE	RE	DIGS	DPS	BS-BA	BPS
1984	63	52	16	129	0.83	.279	2	0.03	8-10	11	32	0.51	7-14	0.33
1985	85	80	32	220	0.94	.218	7	0.08	28-38	14	88	1.04	16-55	0.84
1986	115	96	37	253	0.83	.233	9	0.08	49-n/a	n/a	161	1.40	17-100	1.02
1987	100	112	29	251	1.12	.331	7	0.07	82-n/a	n/a	185	1.85	33-84	1.17
Total	363	340	114	853	0.94	.265	25	0.07	167-48*	25*	466	1.28	73-253	0.90

Julie James • Outside Hitter • 5-9 • Houston, Texas (Bellaire Episcopal)

YEAR	SP	K	E	TA	KPS	PCT	AST	APS	SA-SE	RE	DIGS	DPS	BS-BA	BPS
1989	72	107	77	330	1.49	.091	6	0.08	19-n/a	n/a	157	2.18	0-5	0.07
1990	88	262	136	708	2.98	.178	6	0.07	31-n/a	n/a	233	2.65	3-16	0.22
Total	160	369	213	1038	2.31	.150	12	0.08	50-n/a	n/a	390	2.44	3-21	0.15

Jenny Jantsch • Outside Hitter • 6-0 • Kansas City, Mo. (St. Teresa's)

YEAR	SP	K	E	TA	KPS	PCT	AST	APS	SA-SE	RE	DIGS	DPS	BS-BA	BPS
2005	76	57	29	201	0.75	.139	5	0.07	19-26	12	112	1.47	1-13	0.18
2006	114	182	93	576	1.60	.155	32	0.28	51-48	23	263	2.31	1-37	0.33
2007	113	234	100	703	2.07	.191	7	0.06	32-32	2	109	0.96	1-52	0.47
2008	120	176	70	531	1.47	.200	25	0.21	36-48	24	271	2.26	8-26	0.28
Total	423	649	292	2011	1.53	.178	69	0.16	138-154	61	755	1.78	11-128	0.33

Cari Jensen • Outside Hitter • 6-0 • Fowler, Colo. (High)

YEAR	SP	K	E	TA	KPS	PCT	AST	APS	SA-SE	RE	DIGS	DPS	BS-BA	BPS
2000	94	376	167	964	4.00	.217	8	0.09	15-27	23	245	2.61	4-24	0.30
2001	38	94	41	255	2.47	.208	6	0.16	11-18	4	58	1.53	3-11	0.37
2002	102	364	147	948	3.57	.229	10	0.10	20-39	4	142	1.39	8-43	0.50
2003	126	355	178	1034	2.82	.171	45	0.36	22-21	28	296	2.35	5-43	0.38
Total	360	1189	533	3201	3.30	.205	69	0.20	68-105	59	741	2.06	20-121	0.39

Kris Jensen • Defensive Specialist • 5-8 • Fowler, Colo. (High)

YEAR	SP	K	E	TA	KPS	PCT	AST	APS	SA-SE	RE	DIGS	DPS	BS-BA	BPS
2000	32	0	1	1	0.00	-1.00	1	0.03	0-2	4	17	0.53	0-0	0.00
2001	78	2	1	5	0.03	.200	5	0.06	18-16	9	124	1.59	0-0	0.00
2002	98	2	0	8	0.02	.250	17	0.17	26-20	7	207	2.11	0-0	0.00
2003	126	2	4	10	0.02	-.200	33	0.26	29-44	26	274	2.17	0-0	0.00
Total	334	6	6	24	0.02	.000	56	0.17	73-82	46	622	1.86	0-0	0.00

Taylor Johnson • Middle Blocker • 6-0 • Grand Island, Neb. (Grand Island)

YEAR	SP	K	E	TA	KPS	PCT	AST	APS	SA-SE	RE	DIGS	D/S	BS-BA	BPS
2011	34	34	14	78	1.00	.256	6	0.18	0-0	1	6	0.18	6-30	1.06
2012	25	38	15	90	1.52	.256	3	0.12	0-0	1	0	0.00	1-15	0.64
2013	94	183	79	450	1.95	.231	8	0.09	0-0	0	16	0.17	8-108	1.23
2014	26	19	14	61	0.73	.082	3	0.12	0-0	0	9	0.35	4-24	1.08
Total	179	274	122	679	1.53	.224	20	0.11	0-0	2	31	0.17	19-177	1.09

Tiffany Johnson • Middle Blocker • 5-10 • Odenton, Md. (Arundel Gambrills)

YEAR	SP	K	E	TA	KPS	PCT	AST	APS	SA-SE	RE	DIGS	D/S	BS-BA	BPS
2005														
2006	43	119	39	266	2.77	.301	5	0.12	0-0	0	7	0.16	2-55	1.33
Total	43	119	39	266	2.77	.301	5	0.12	0-0	0	7	0.16	2-55	1.33

Natali Jones • Middle Blocker • 6-2 • Pratt, Kan. (Pratt CC)

YEAR	SP	K	E	TA	KPS	PCT	AST	APS	SA-SE	RE	DIGS	D/S	BS-BA	BPS
2012	3	1	1	5	0.33	.000	0	0.00	0-0	0	0	0.00	1-1	0.67
2013	34	37	18	103	1.09	.184	2	0.06	0-0	0	9	0.26	3-29	0.94
2014	105	174	71	421	1.66	.245	15	0.14	15-27	0	51	0.49	12-134	1.39
Total	142	212	90	529	1.49	.231	17	0.12	15-27	0	60	0.42	16-164	1.27

Kuulei Kabalis • Libero/Defensive Specialist • 5-8 • Hilo, Hawai'i (Western Nebraska)

YEAR	SP	K	K/S	E	TA	KPS	PCT	AST	APS	SA-SE	DIGS	D/S	RE	BS-BA	BPS
2011	126	3	0.02	1	6	.333	.45	0.36	22-50	478	3.79	31	0-0	0.00	0.00
2012	103	1	0.01	1	3	.000	.28	0.27	20-41	322	3.13	18	0-0	0.00	0.00
Total	229	4	0.02	2	9	.222	.73	0.32	42-91	800	3.49	49	0-0	0.00	0.00

Anna Kaloujskikh • Outside Hitter • 5-10 • Moscow, Russia (Moscow #1173)

YEAR	SP	K	E	TA	KPS	PCT	AST	APS	SA-SE	RE	DIGS	DPS	BS-BA	BPS
1995	25	15	9	44	0.60	.136	2	0.08	5-4	1	33	1.32	0-2	0.08

Valerie Kastens • Middle Blocker • 6-2 • Wichita, Kan. (Bishop Carroll)

YEAR	SP	K	E	TA	KPS	PCT	AST	APS	SA-SE	RE	DIGS	DPS	BS-BA	BPS
1985	37	22	3	58	0.59	.328	10	0.27	2-8	2	11	0.30	3-14	0.46
1986	104	137	85	443	1.32	.117	35	0.34	3-n/a	n/a	99	0.95	7-63	0.67
1987	98	164	76	498	1.67	.177	28	0.29	14-n/a	n/a	99	1.01	8-58	0.67
1988	100	181	76	439	1.81	.239	14	0.14	38-46	7	167	1.67	37-110	1.47
Total	339	504	240	1438	1.49	.184	87	0.26	57-54*	9*	376	1.11	55-245	0.89

Dakota Kaufman • Outside Hitter • 6-1 • Hillsboro, Kan. (Hillsboro)

YEAR	SP	K	E	TA	KPS	PCT	AST	APS	SA-SE	RE	DIGS	DPS	BS-BA	BPS
2010	88	155	114	599	1.76	.068	1	0.01	0-0	0	44	0.50	5-45	0.57
2011	58	65	38	221	1.12	.122	2	0.03	0-0	0	12	0.21	1-13	0.24
2012	56	72	39	244	1.29	.135	1	0.02	0-1	1	19	0.34	1-22	0.41
2013	97	199	104	628	2.05	.151	2	0.02	0-12	0	65	0.67	5-53	0.60
Total	299	491	295	1692	1.64	.116	6	0.02	0-13	1	140	0.47	12-133	0.48

Chelsea Keating • Outside Hitter • 6-0 • Frankfort, Kan. (Frankfort)

YEAR	SP	K	E	TA	KPS	PCT	AST	APS	SA-SE	RE	DIGS	DPS	BS-BA	BPS
2011	17	7	3	30	0.41	.133	0	0.00	1-2	0	3	0.18	1-4	0.29
2012	37	41	21	111	1.11	.180	0	0.00	0-1	3	17	0.46	0-17	0.46
2013	77	117	82	402	1.52	.087	4	0.05	7-21	2	66	0.86	4-39	0.56
2014	116	247	98	636	2.13	.234	25	0.22	28-42	19	266	2.29	3-89	0.79
Total	247	412	204	1179	1.67	.176	29	0.12	36-66	24	352	1.43	8-149	0.64

Ashley Kelican • Setter • 5-9 • Centennial, Colo. (Smoky Hill)

YEAR	SP	K	E	TA	KPS	PCT	A	APS	SA-SE	RE	DIG	DPS	BS-BA	BPS
2009	13	0	0	0	0.00	.000	15	1.15	0-1	0	4	0.31	0-0	0.00
2010	11	2	2	6	0.18	.000	44	4.00	1-4	0	11	1.00	0-1	0.09
2011	10	2	1	11	0.20	.091	66	6.60	3-1	0	12	1.20	1-10	1.10
Total	34	4	3	17	0.12	.059	125	3.68	4-6	0	27	0.79	1-11	0.35

Reilly Killeen • DS/Libero • 5-4 • Honolulu, Hawaii (Iolani School/Arizona)

YEAR	SP	K	E	TA	KPS	PCT	AST	APS	SA-SE	RE	DIGS	DPS	BS-BA	BPS
2017	116	0	1	1	0.00	-1.000	75	0.65	19-19	34	412	3.55	0-0	0.00
2018	98	1	1	4	0.01	.000	23	0.23	11-19	14	155	1.58	0-0	0.00
Total	214	1	2	5	0.00	-.200	98	0.46	30-38	48	567	1.58	0-0	0.00

Karen Kinderknecht • Def. Specialist • 5-9 • Park, Kan. (Wheatland/Barton Co. CC)

YEAR	SP	K	E	TA	KPS	PCT	AST	APS	SA-SE	RE	DIGS	DPS	BS-BA	BPS
1986	51	5	2	15	0.10	.200	0	0.00	1-n/a	n/a	31	0.61	0-0	0.00
1987	31	13	5	41	0.42	.195	2	0.06	3-n/a	n/a	22	0.71	1-1	0.06
Total	82	18	7	56	0.22	.196	2	0.02	4-n/a*	n/a*	53	0.65	1-1	0.02

Mary Kinsey • Outside Hitter • 5-10 • Evansville, Ind. (Mt. Vernon)

YEAR	SP	K	E	TA	KPS	PCT	AST	APS	SA-SE	RE	DIGS	DPS	BS-BA	BPS
1984	110	348	139	852	3.16	.245	12	0.11	46-56	32	337	2.98	11-19	0.27
1985	113	407	156	978	3.60	.257	16	0.14	54-62	39	337	2.98	16-41	0.50
1986	8	19	9	50	2.38	.200	0	0.00	3-n/a	n/a	15	1.88	1-1	0.13
1987	76	216	106	609	2.84	.181	8	0.11	38-n/a	n/a	241	3.17	5-19	0.32
1988	84	238	79	619	2.83	.257	25	0.30	34-36	28	214	2.55	5-43	0.57
Total	391	1228	489	3108	3.14	.238	61	0.16	175-154	99	1025	2.62	38-123	0.41

Kathleen Ludwig • Opposite • 6-0 • Shawnee, Kan. (Bishop Miege)

YEAR	SP	K	E	TA	KPS	PCT	AST	APS	SA-SE	RE	DIGS	DPS	BS-BA	BPS
2009	112	264	148	783	2.36	.148	14	0.12	31-40	5	244	2.18	1-71	0.64
2010	113	186	78	582	1.65	.186	11	0.10	22-34	3	205	1.81	4-92	0.85
2011	117	262	108	735	2.24	.210	22	0.19	19-35	10	218	1.86	0-86	0.74
2012	87	202	64	526	2.32	.262	8	0.09	21-15	11	136	1.56	1-63	0.74
Total	429	914	398	2626	2.13	.196	55	0.13	93-124	29	803	1.87	6-312	0.74

Kelli Luther • Outside Hitter • 6-0 • Grand Island, Neb. (Central Catholic/Wisconsin)

YEAR	SP	K	E	TA	KPS	PCT	AST	APS	SA-SE	RE	DIGS	DPS	BS-BA	BPS
1995	40	35	23	164	0.88	.073	4	0.10	2-3	18	68	1.70	3-11	0.35
1996	16	0	0	0	0.00	---	1	0.06	0-0	0	12	0.75	0-0	0.00
Total	56	35	23	164	0.63	.073	5	0.09	2-3	18	80	1.43	3-11	0.25

Linsey Luther • Setter • 6-1 • Grand Island, Neb. (Central Catholic)

YEAR	SP	K	E	TA	KPS	PCT	AST	APS	SA-SE	RE	DIGS	DPS	BS-BA	BPS
1996	28	6	0	11	0.21	.545	79	2.82	7-1	1	22	0.79	1-4	0.18
1997	65	12	2	40	0.18	.250	82	1.26	6-3	3	50	0.77	0-9	0.14
1998	No Stats													
Total	93	18	2	51	0.19	.314	161	1.73	13-4	4	72	0.77	1-13	0.15

Gina Madonia • Defensive Specialist • Glen Ellyn, Ill. (St. Francis)

YEAR	SP	K	E	TA	KPS	PCT	AST	APS	SA-SE	RE	DIGS	D/S	BS-BA	BPS
2011	78	0	0	1	0.00	.000	6	0.08	3-4	2	77	0.99	0-0	0.00
2012	63	0	1	1	0.00	-1.000	8	0.13	3-6	1	87	1.38	0-0	0.00
2013	101	1	1	3	0.01	.000	17	0.17	10-8	4	175	1.73	0-0	0.00
2014	116	1	2	4	0.01	-.250	31	0.27	15-9	12	205	1.77	0-0	0.00
Total	358	2	4	9	0.01	-.222	62	0.17	31-27	19	544	1.52	0-0	0.00

Michelle Majerus • Outside Hitter • 5-8 • Junction City, Kan. (St. Xavier)

YEAR	SP	K	E	TA	KPS	PCT	AST	APS	SA-SE	RE	DIGS	DPS	BS-BA	BPS
1985	11	0	0	0	0.00	---	0	0.00	0-3	4	5	0.46	0-0	0.00
1986	3	0	0	0	0.00	---	0	0.00	0-n/a	n/a	1	0.33	0-0	0.00
Total	14	0	0	0	0.00	---	0	0.00	0-3*	4*	6	0.43	0-0	0.00

Bonny Mallory • Outside Hitter • 5-8 • Leawood, Kan. (Shawnee Mission East)

YEAR	SP	K	E	TA	KPS	PCT	AST	APS	SA-SE	RE	DIGS	DPS	BS-BA	BPS
1984	101	2	0	2	0.02	1.000	10	0.10	11-8	16	55	0.55	0-0	0.00

Kristin Martin • Outside Hitter/Setter • 6-0 • Rockford, Ill. (East)

YEAR	SP	K	E	TA	KPS	PCT	AST	APS	SA-SE	RE	DIGS	DPS	BS-BA	BPS
1986	99	68	41	214	0.69	.126	446	4.51	23-n/a	n/a	153	1.55	2-14	0.16
1987	93	44	15	120	0.47	.242	624	6.71	41-n/a	n/a	170	1.83	4-16	0.22
1988	66	71	32	223	1.08	.175	471	7.14	11-29	0	107	1.62	12-47	0.89
1989	108	188	82	528	1.74	.201	566	5.24	43-n/a	n/a	227	2.10	8-49	0.53
Total	366	371	170	1085	1.01	.185	2107	5.76	118-29*	0*	657	1.80	26-126	0.42

Lisa Martin • Middle Blocker • 6-0 • Hutchinson, Kan. (Hutchinson)

YEAR	SP	K	E	TA	KPS	PCT	AST	APS	SA-SE	RE	DIGS	DPS	BS-BA	BPS
2001	18	16	9	37	0.89	.189	1	0.06	0-3	0	10	0.56	0-9	0.50
2002	102	249	74	537	2.42	.326	47	0.46	2-2	0	38	0.37	15-100	1.12
2003	118	301	105	652	2.55	.301	38	0.32	0-0	1	27	0.23	8-136	1.22
2004	112	290	73	641	2.59	.339	27	0.24	4-11	0	43	0.38	7-150	1.40
Total	350	856	261	1867	2.45	.319	113	0.36	6-16	1	118	0.32	30-395	1.21

Lauren Mathewson • Libero/Defensive Specialist • 5-6 • Kansas City, Mo. (Park Hill South)

YEAR	SP	K	E	TA	KPS	PCT	AST	APS	SA-SE	RE	DIGS	DPS	BS-BA	BPS
2007	119	0	0	0	0.00	.000	43	0.36	13-24	36	196	1.65	0-0	0.00
2008	123	1	0	1	0.01	1.000	66	0.54	27-43	52	505	4.11	0-0	0.00
2009	109	1	0	3	0.01	.333	73	0.67	25-33	43	514	4.72	0-0	0.00
2010	113	2	2	5	0.02	.000	79	0.70	15-33	39	540	4.78	0-0	0.00
Total	464	4	2	9	0.01	.222	261	0.56	80-133	170	1755	3.78	0-0	0.00

Tristan McCarty • Defensive Specialist/Libero • 5-7 • Manhattan, Kan. (Manhattan)

YEAR	SP	K	E	TA	KPS	PCT	AST	APS	SA-SE	RE	DIGS	DPS	BS-BA	BPS
2010	112	0	1	1	0.00	-1.000	10	0.09	13-13	23	178	1.59	0-0	0.00
2011	121	0	0	0	0.00	.000	28	0.23	24-22	23	229	1.89	0-0	0.00
2012	103	0	0	3	0.00	.000	22	0.21	19-28	14	238	2.31	0-0	0.00
2013	102	3	1	4	0.03	.500	45	0.44	25-18	25	326	3.20	0-0	0.00
Total	438	3	2	8	0.01	.125	105	0.24	81-81	85	971	2.22	0-0	0.00

Kathi McDiffett

YEAR	SP	K	E	TA	KPS	PCT	AST	APS	SA-SE	RE	DIGS	DPS	BS-BA	BPS
1983	30	0	0	1	0.00	.000	1	0.03	1-n/a	n/a	21	0.70	0-0	0.00

Angie McKee • Middle Blocker • 6-0 • Goodland, Kan. (High)

YEAR	SP	K	E	TA	KPS	PCT	AST	APS	SA-SE	RE	DIGS	DPS	BS-BA	BPS
1989	21	10	13	39	0.48	-.077	2	0.09	0-n/a	n/a	2	0.10	1-6	0.33
1991	85	215	90	575	2.53	.217	6	0.07	25-27	9	137	1.61	26-38	0.75
1992	41	64	33	178	1.56	.174	4	0.10	6-9	11	66	1.61	3-18	0.51
1993	80	228	62	511	2.85	.325	8	0.10	21-14	16	126	1.58	18-53	0.89
Total	227	517	198	1303	2.28	.245	20	0.08	52-50*	36*	331	1.46	48-115	0.72

Letitia Melvin • Middle Blocker • 6-1 • Alamos, N. M. (High)

YEAR	SP	K	E	TA	KPS	PCT	AST	APS	SA-SE	RE	DIGS	DPS	BS-BA	BPS
1990	22	21	6	46	0.96	.326	0	0.00	5-n/a	n/a	26	1.18	4-7	0.50
1991	28	41	19	118	1.46	.186	6	0.21	6-7	12	53	1.89	7-15	0.79
Total	50	62	25	164	1.24	.226	6	0.12	11-7*	12*	79	1.58	11-22	0.66

Mary Mignano • Setter/Defensive Specialist • 5-4 • Manhattan, Kan. (High)

YEAR	SP	K	E	TA	KPS	PCT	AST	APS	SA-SE	RE	DIGS	DPS	BS-BA	BPS
1985	60	0	1	2	0.00	-.500	16	0.27	0-1	14	47	0.78	0-1	0.02
1986	69	1	0	2	0.01	.500	111	1.61	5-n/a	n/a	74	1.07	0-1	0.01
1987	57	0	0	0	0.00	---	45	0.79	4-n/a	n/a	60	1.05	2-0	0.04
1988	77	0	1	1	0.00	-1.000	61	0.79	14-12	4	72	0.94	0-0	0.00
Total	263	1	2	5	0.00	-.200	233	0.89	23-13*	18*	253	0.96	2-2	0.02

Debbie Miller • Middle Blocker • 6-3 • Topeka, Kan. (Hayden)

YEAR	SP	K	E	TA	KPS	PCT	AST	APS	SA-SE	RE	DIGS	DPS	BS-BA	BPS
1992	3	5	5	16	1.67	-.063	0	0.00	0-2	0	5	1.67	0-0	0.00
1993	5	6	4	28	1.20	.071	1	0.20	0-2	1	7	1.40	0-1	0.20
1994	87	160	55	397	1.84	.265	13	0.15	2-0	0	23	0.26	8-70	0.90
1995	62	92	33	211	1.48	.280	6	0.10	1-0	1	15	0.24	6-43	0.79
Total	157	263	97	652	1.68	.255	200	0.13	3-5	2	50	0.32	14-114	0.82

Lisa Mimick • Outside Hitter • 5-11 • Spencer, Neb. (Spencer-Naper)

YEAR	SP	K	E	TA	KPS	PCT	AST	APS	SA-SE	RE	DIGS	DPS	BS-BA	BPS
1998	107	5	8	29	0.05	-.103	9	0.08	5-17	16	183	1.71	0-0	0.00
1999	101	45	31	143	0.45	.098	17	0.17	12-17	26	231	2.29	0-28	0.28
2000	82	201	92	499	2.45	.218	17	0.21	18-24	19	342	4.17	6-47	0.65
2001	105	299	116	889	2.85	.206	37	0.35	26-46	33	382	3.64	8-85	0.89
Total	395	550	247	1560	1.39	.194	80	0.20	61-104	94	1138	2.88	14-160	0.44

Alison Mott • Defensive Specialist • 5-8 • Manhattan, Kan. (High)

YEAR	SP	K	E	TA	KPS	PCT	AST	APS	SA-SE	RE	DIGS	DPS	BS-BA	BPS
1989	78	2	1	5	0.03	.200	4	0.05	3-n/a	n/a	39	0.50	0-0	0.00
1990	58	2	0	3	0.03	.667	0	0.00	1-n/a	n/a	27	0.47	1-0	0.02
1991	87	1	1	3	0.01	.000	5	0.06	17-30	19	126	1.45	2-0	0.02
Total	223	5	2	11	0.02	.273	9	0.04	21-30*	19*	192	0.86	3-0	0.01

Agata Rezende • Outside Hitter/Right Side • 6-1 • Franca, Brazil (Western Nebraska CC)

YEAR	SP	K	E	TA	KPS	PCT	AST	APS	SA-SE	RE	DIGS	DPS	BS-BA	BPS
2004	87	209	91	492	2.40	.240	8	0.09	20-34	7	89	1.02	3-64	0.77
2005	119	440	153	1014	3.70	.283	8	0.07	7-14	14	105	0.88	3-109	0.94
Total	206	649	244	1506	3.15	.269	16	0.08	27-48	21	194	0.94	6-173	0.87

Sharon Ridley • Outside Hitter • 5-7 • Wichita, Kan. (Carver; Montgomery, Ala.)

YEAR	SP	K	E	TA	KPS	PCT	AST	APS	SA-SE	RE	DIGS	DPS	BS-BA	BPS
1980-81	No Stats Available													
1982	n/a	155	84	422	n/a	.168	n/a	n/a	24-22	30	17	n/a	71-4	n/a
1983	97	300	106	787	3.09	.247	15	0.15	52-n/a	n/a	294	3.03	12-16	0.29
Total	97*	455*	190*	1209*	3.09*	.219*	15*	0.15*	76*-22*	30*	311*	3.03*	83*-20*	0.29

Valery Roberts • Middle Blocker • 5-11 • Buhler, Kan. (High/Hutchinson CC)

YEAR	SP	K	E	TA	KPS	PCT	AST	APS	SA-SE	RE	DIGS	DPS	BS-BA	BPS
1989	33	47	28	135	1.42	.141	8	0.24	5-n/a	n/a	56	1.70	6-12	0.55
1990	86	213	63	485	2.48	.309	4	0.05	27-n/a	n/a	174	2.02	15-50	0.76
Total	119	260	91	620	2.19	.273	12	0.10	32-n/a	n/a	230	1.93	21-62	0.70

Allison Ross • Outside Hitter • 5-9 • Fairway, Kan. (Shawnee Mission East)

YEAR	SP	K	E	TA	KPS	PCT	AST	APS	SA-SE	RE	DIGS	DPS	BS-BA	BPS
1983	64	0	1	1	0.00	-1.000	1	0.01	3-n/a	n/a	45	0.70	0-0	0.00
1984	114	106	36	286	0.93	.245	26	0.23	32-31	38	205	1.80	7-8	0.13
Total	178	106	37	287	0.60	.240	27	0.15	35-31*	38*	250	1.40	7-8	0.08

Lauren Rosenthal • Libero/Defensive Specialist • 5-7 • San Antonio, Texas (Reagan)

YEAR	SP	K	E	TA	KPS	PCT	AST	APS	SA-SE	RE	DIGS	DPS	BS-BA	BPS
2004	59	1	2	4	0.02	-.250	7	0.12	2-15	3	57	0.97	0-0	0.00
2005	33	1	0	2	0.03	.500	2	0.06	4-7	4	26	0.79	0-0	0.00
2006	114	1	3	9	0.01	-.222	45	0.39	27-40	38	364	3.19	0-1	0.01
2007	116	2	1	5	0.02	.200	41	0.35	4-2	39	216	1.86	0-0	0.00
Total	322	5	6	20	0.02	-.050	95	0.30	37-64	84	663	2.06	0-1	0.00

Devon Ryning • Setter • 5-10 • Enumclaw, Wash. (High)

YEAR	SP	K	E	TA	KPS	PCT	AST	APS	SA-SE	RE	DIGS	DPS	BS-BA	BPS
1994	82	38	13	98	0.46	.255	778	9.49	30-21	1	144	1.76	4-56	0.73
1995	118	91	32	235	0.77	.251	1388	11.76	52-47	1	221	1.87	12-80	0.78
1996	115	93	25	218	0.81	.312	1498	13.03	47-46	0	254	2.21	8-73	0.70
1997	110	99	29	242	0.90	.289	1468	13.35	37-37	1	296	2.69	4-86	0.82
Total	425	321	99	793	0.76	.280	5132	12.08	166-151	3	915	2.15	28-295	0.76

Elle Sandbothe • Middle Blocker • 6-0 • Lee's Summit, Mo. (Lee's Summit West)

YEAR	SP	K	E	TA	KPS	PCT	AST	APS	SA-SE	RE	DIGS	DPS	BS-BA	BPS
2016	58	96	50	211	1.66	.218	3	0.05	0-3	0	17	0.29	4-59	1.09
2017	93	126	68	325	1.35	.178	3	0.03	2-13	1	29	0.31	5-59	0.69
2018	77	157	54	363	2.04	.284	6	0.08	1-3	0	23	0.30	5-67	0.94
Total	228	379	172	899	1.66	.230	12	0.05	3-19	1	69	0.30	14-185	0.87

Brooke Sassin • Outside Hitter • 6-0 • San Antonio, Texas (Mississippi State)

YEAR	SP	K	E	TA	KPS	PCT	AST	APS	SA-SE	RE	DIGS	DPS	BS-BA	BPS
2014	112	312	126	920	2.79	.202	2	0.02	11-15	4	81	0.72	2-44	0.41
2015	107	378	145	1157	3.53	.201	36	0.34	16-21	18	324	3.03	3-45	0.45
2016	118	364	133	1004	3.08	.230	35	0.30	22-35	16	267	2.26	4-46	0.42
Total	337	1054	404	3081	3.13	.211	73	0.22	49-71	38	672	1.99	9-135	0.43

Kathy Saxton • Outside Hitter • 5-10 • Mulvane, Kan. (High)

YEAR	SP	K	E	TA	KPS	PCT	AST	APS	SA-SE	RE	DIGS	DPS	BS-BA	BPS
1989	39	47	26	145	1.21	.145	2	0.05	12-n/a	n/a	59	1.51	1-6	0.18
1990	77	171	96	440	2.22	.170	16	0.21	19-n/a	n/a	148	1.92	1-26	0.35
1991	102	300	145	734	2.94	.211	26	0.25	46-45	32	218	2.14	8-38	0.45
1992	104	505	207	1232	4.86	.242	43	0.41	43-48	29	222	2.14	8-57	0.63
Total	322	1023	474	2551	3.18	.215	87	0.27	120-93*	61*	647	2.01	18-127	0.45

Marueen Schick • Defensive Specialist • 5-7 • Green Bay, Wis. (Notre Dame Academy)

YEAR	SP	K	E	TA	KPS	PCT	AST	APS	SA-SE	RE	DIGS	DPS	BS-BA	BPS
2016	15	0	0	0	0.00	.000	0	0.00	0-1	1	11	0.73	0-0	0.00
2017	13	0	0	0	0.00	.000	3	0.23	1-0	1	17	1.31	0-0	0.00
Total	28	0	0	0	0.00	.000	3	.011	1-1	2	28	1.00	0-0	0.00

Alyssa Schultejans • Outside Hitter • 6-3 • Silver Lake, Kan. (Silver Lake)

YEAR	SP	K	E	TA	KPS	PCT	AST	APS	SA-SE	RE	DIGS	DPS	BS-BA	BPS
2015	104	262	115	829	2.52	.177	5	0.05	25-42	4	99	0.95	2-37	0.38
2016	47	110	51	336	2.34	.176	2	0.04	12-15	2	24	0.51	0-11	0.23
2017	88	203	112	636	2.31	.143	3	0.03	4-12	2	46	0.52	4-26	0.34
2018	76	163	66	511	2.14	.190	6	0.08	24-19	12	48	0.63	1-28	0.38
Total	315	738	344	2312	2.34	.170	16	0.05	65-88	20	217	0.69	7-102	0.35

Melanie Scott • Middle Blocker • 6-0 • Eldon, Mo. (High)

YEAR	SP	K	E	TA	KPS	PCT	AST	APS	SA-SE	RE	DIGS	DPS	BS-BA	BPS
1989	61	62	47	206	1.02	.073	4	0.07	13-n/a	n/a	86	1.41	6-34	0.66
1990	43	38	33	149	0.88	.034	14	0.33	7-n/a	n/a	73	1.70	3-13	0.37
Total	104	100	80	355	0.96	.056	18	0.17	20-n/a	n/a	159	1.53	9-47	0.54

Alexis Shepherd • Outside Hitter • 5-9 • Leavenworth, Kan. (Immaculata/Barton Co. CC)

YEAR	SP	K	E	TA	KPS	PCT	AST	APS	SA-SE	RE	DIGS	DPS	BS-BA	BPS
1997	99	226	130	641	2.28	.150	47	0.48	27-56	3	250	2.53	2-55	0.58

Bailey Shurbet • Setter • 5-9 • San Antonio, Texas (Ronald Reagan)

YEAR	SP	K	E	TA	KPS	PCT	AST	APS	SA-SE	RE	DIGS	DPS	BS-BA	BPS
2013														
2014	2	0	2	2	0.00	-1.000	8	4.00	0-0	0	3	1.50	0-0	0.00
2015	2	1	0	1	0.50	1.000	5	2.50	0-0	0	1	0.50	0-0	0.00
Total	4	1	2	3	0.25	-.333	13	3.25	0-0	0	4	1.00	0-0	0.00

Cathy Sittenauer • Outside Hitter • 6-1 • Nortonville, Kan. (Jefferson County North)

YEAR	SP	K	E	TA	KPS	PCT	AST	APS	SA-SE	RE	DIGS	DPS	BS-BA	BPS
1980-81	No Stats Available													
1982	n/a	269	164	688	n/a	.152	n/a	n/a	42-35	44	9	n/a	9-44	n/a
1983	97	231	97	556	2.38	.241	23	0.24	40-n/a	n/a	171	1.76	40-91	1.35
Total	97*	500*	261*	1244*	2.38*	.192*	23*	0.24*	82-35*	44*	180*	1.76*	49*-135*	1.35

Jamie Sleichter • Libero • 5-7 • Carbondale, Kan. (Santa Fe Trail HS)

YEAR	SP	K	E	TA	KPS	PCT	AST	APS	SA-SE	RE	DIGS	DPS	BS-BA	BPS
2001	67	0	1	7	0.00	-.143	5	0.07	4-15	11	120	1.79	0-0	0.00
2002	94	0	3	6	0.00	-.500	10	0.11	18-32	6	129	1.37	0-0	0.00
Total	161	0	4	13	0.00	-.308	15	0.09	22-47	17	249	1.55	0-0	0.00

Brooke Smith • Setter • 5-10 • Weatherford, Texas (Azle/Nebraska)

YEAR	SP	K	E	TA	KPS	PCT	AST	APS	SA-SE	RE	DIGS	DPS	BS-BA	BPS
2017	101	2	9	17	0.02	-.412	476	4.71	27-59	0	173	1.71	0-2	0.02
Total	101	2	9	17	0.02	-.412	476	4.71	27-59	0	173	1.71	0-2	0.02

Jacque Smith • Defensive Specialist/Libero • 5-7 • Kansas City, Mo. (St. Teresa's Academy)

YEAR	SP	K	E	TA	KPS	PCT	AST	APS	SA-SE	RE	DIGS	DPS	BS-BA	BPS
2018	48	0	0	1	0.00	.000	2	0.04	1-3	1	39	0.81	0-0	0.00
Total	48	0	0	1	0.00	.000	2	0.04	1-3	1	39	0.81	0-0	0.00

Stacey Spiegelberg

Setter • 6-0 • Overland Park, Kan. (Blue Valley Northwest)

YEAR	SP	K	E	TA	KPS	PCT	AST	APS	SA-SE	RE	DIGS	DPS	BS-BA	BPS
2004	25	3	3	12	0.12	.000	53	2.12	4-6	0	12	0.48	0-3	0.12
2005	119	134	55	316	1.13	.250	1482	12.45	40-48	1	218	1.83	1-98	0.83
2006	114	107	34	266	0.94	.274	1415	12.41	45-44	1	249	2.18	5-102	0.94
2007	119	123	31	271	1.03	.339	1590	13.36	40-37	1	200	1.68	2-86	0.74
Total	377	367	123	865	0.97	.282	4540	12.04	129-135	3	679	1.80	8-289	0.79

Sandy Werner • Outside Hitter • 5-10 • Topeka, Kan. (Washburn Rural High)

YEAR	SP	K	E	TA	KPS	PCT	AST	APS	SA-SE	RE	DIGS	DPS	BS-BA	BPS
2003	39	46	28	136	1.18	.132	3	0.08	8-11	0	24	0.62	1-24	0.64
2004	113	300	143	913	2.65	.172	18	0.16	28-23	12	130	1.15	6-64	0.62
2005	112	387	165	1074	3.46	.207	4	0.04	10-15	2	106	0.95	9-65	0.66
2006	112	376	186	1132	3.36	.168	9	0.08	21-29	5	147	1.31	4-62	0.59
Total	376	1109	522	3255	2.95	.180	34	0.09	67-78	19	407	1.08	20-215	0.62

Mandy Whitfield • Outside Hitter • 6-1 • Kalamazoo, Mich. (Comstock)

YEAR	SP	K	E	TA	KPS	PCT	AST	APS	SA-SE	RE	DIGS	DPS	BS-BA	BPS
1996	18	27	17	59	1.50	.169	2	0.11	1-12	12	13	0.72	1-4	0.28

Renee Whitney • Setter • 5-11 • Manhattan, Kan. (High)

YEAR	SP	K	E	TA	KPS	PCT	AST	APS	SA-SE	RE	DIGS	DPS	BS-BA	BPS
1982	n/a	7	3	31	n/a	.129	n/a	n/a	7-6	7	7	n/a	4-13	n/a
1983	103	85	27	228	0.83	.254	936	9.09	36-n/a	n/a	246	2.39	13-63	0.74
1984	120	114	18	247	0.95	.389	1062	8.85	48-35	8	304	2.53	35-36	0.59
1985	114	100	18	203	0.88	.404	1156	10.14	37-29	2	285	2.50	18-86	0.91
Total	337*	306	66	709	0.91*	.339	3154*	9.36*	128-70*	17*	842	2.50*	70-198	0.80

Val Wieck • Middle Blocker • 6-0 • Grand Island, Neb. (Central Catholic)

YEAR	SP	K	E	TA	KPS	PCT	AST	APS	SA-SE	RE	DIGS	DPS	BS-BA	BPS
1995	111	189	66	426	1.70	.289	9	0.08	1-3	0	37	0.33	15-105	1.08
1996	120	271	90	638	2.26	.284	29	0.24	28-37	14	199	1.66	23-141	1.37
1997	103	290	101	694	2.82	.272	24	0.23	24-20	14	296	2.87	11-142	1.49
1998	109	306	86	690	2.81	.319	43	0.39	34-44	9	252	2.31	13-133	1.34
Total	443	1056	343	2448	2.38	.291	105	0.24	87-104	37	784	1.77	62-521	1.32

Peyton Williams • Middle Blocker • 6-4 • Topeka, Kan. (Cair Paravel Latin School)

YEAR	SP	K	E	TA	KPS	PCT	AST	APS	SA-SE	RE	DIGS	DPS	BS-BA	BPS
2017	102	191	50	457	1.87	.309	9	0.09	1-3	1	27	0.26	6-82	0.86
2018	75	141	37	320	1.88	.325	3	0.04	5-8	1	30	0.40	2-47	0.65
Total	177	332	87	777	1.88	.315	12	0.07	6-11	2	57	0.32	8-129	0.77

Kathryn Wylie • Outside Hitter • 5-8 • Littleton, Colo. (Arapahoe)

YEAR	SP	K	E	TA	KPS	PCT	AST	APS	SA-SE	RE	DIGS	DPS	BS-BA	BPS
1991	42	13	6	38	0.31	.184	2	0.05	5-5	4	23	0.55	0-1	0.02
1992	51	9	4	25	0.18	.200	1	0.02	1-3	14	24	0.47	0-3	0.06
1993	31	7	6	31	0.23	.032	4	0.13	1-5	6	25	0.81	0-0	0.00
1994	97	175	95	531	1.80	.151	21	0.22	39-41	85	257	2.65	8-28	0.37
Total	221	204	111	625	0.92	.149	28	0.13	46-54	109	329	1.49	8-32	0.18

Yolanda Young • Outside Hitter • 5-10 • Omaha, Neb. (Burke)

YEAR	SP	K	E	TA	KPS	PCT	AST	APS	SA-SE	RE	DIGS	DPS	BS-BA	BPS
1993	109	315	174	979	2.89	.144	12	0.11	20-84	45	231	2.12	7-18	0.23
1994	97	381	180	920	3.93	.219	12	0.12	25-80	45	168	1.73	8-36	0.45
1995	107	343	146	826	3.21	.238	36	0.34	33-70	10	213	1.99	8-67	0.70
1996	117	358	144	779	3.06	.275	42	0.36	34-52	1	210	1.80	7-86	0.80
Total	430	1397	644	3504	3.25	.215	102	0.24	112-286	101	822	1.91	30-207	0.55

Sheridan Zarda • Defensive Specialist • 5-7 • Shawnee, Kan. (Nebraska)

YEAR	SP	K	E	TA	KPS	PCT	AST	APS	SA-SE	RE	DIGS	DPS	BS-BA	BPS
2014	113	0	0	2	0.00	.000	41	0.36	11-20	24	216	1.91	0-0	0.00

Heather Zoerner • Middle Blocker • 5-10 • Houston, Texas (Clear Lake)

YEAR	SP	K	E	TA	KPS	PCT	AST	APS	SA-SE	RE	DIGS	DPS	BS-BA	BPS
1992	103	150	92	441	1.46	.132	11	0.11	26-42	39	160	1.55	27-42	0.67
1993	89	98	75	372	1.10	.062	19	0.21	11-24	29	137	1.54	4-43	0.53
Total	192	248	167	813	1.29	.100	30	0.16	37-66	68	297	1.55	31-85	0.60

Kim Zschau • Outside Hitter • 6-2 • Dunedin, Fla. (Clearwater Central Catholic)

YEAR	SP	K	E	TA	KPS	PCT	AST	APS	SA-SE	RE	DIGS	DPS	BS-BA	BPS
1995	110	298	174	899	2.71	.138	17	0.16	24-38	49	294	2.67	9-45	0.49
1996	121	399	169	1072	3.30	.215	31	0.26	33-41	68	386	3.19	0-40	0.33
1997	117	476	168	1308	4.07	.235	43	0.37	24-18	47	383	3.27	5-53	0.50
1998	109	473	166	1353	4.34	.227	16	0.15	17-17	46	455	4.17	4-63	0.94
Total	457	1646	677	4632	3.60	.209	107	0.23	98-114	210	1518	3.32	18-201	0.48

Kylee Zumach • Outside Hitter • 6-4 • Buffalo, Minn. (Buffalo)

YEAR	SP	K	E	TA	KPS	PCT	AST	APS	SA-SE	RE	DIGS	DPS	BS-BA	BPS
2014	116	412	130	1095	3.55	.258	9	0.08	3-8	5	81	0.70	8-52	0.52
2015	7	14	7	43	2.00	.163	0	0.00	2-2	2	11	1.57	1-0	0.14
2016	102	282	125	847	2.76	.185	7	0.07	15-24	4	96	0.94	15-33	0.47
2017	116	350	121	1024	3.02	.224	7	0.06	30-39	15	181	1.56	8-40	0.41
2018	93	321	116	868	3.45	.236	18	0.19	10-23	27	247	2.66	8-49	0.61
Total	434	1379	499	3877	3.18	.227	41	0.09	60-96	53	616	1.42	40-174	0.49

1985

21-11 Overall • 5-5 Big Eight (3rd)
Home: 9-3 • Away: 5-6 • Neutral: 7-2
Head Coach: Scott Nelson

PLAYER	GP	K	E	TA	KPS	PCT	AST	APS	SA-SE	RE	DIGS	DPS	BS-BA	BPS
Lee	110	451	132	1076	4.10	.296	20	0.18	40-33	37	352	3.20	7-25	0.29
Kinsey	113	407	156	978	3.60	.257	16	0.14	54-62	39	337	2.98	16-41	0.50
Call	113	221	66	545	1.96	.284	65	0.58	36-45	15	203	1.80	19-51	0.62
Bundy	102	157	64	377	1.54	.244	15	0.15	26-44	33	161	1.58	33-105	1.35
Whitney	114	100	18	203	0.88	.404	1156	10.14	37-29	2	285	2.50	18-86	0.91
Jacquart	85	80	32	220	0.94	.218	7	0.08	28-38	14	88	1.04	16-55	0.84
Herrold	79	56	36	185	0.71	.185	7	0.71	5-14	22	96	1.22	5-8	0.16
Carlson	61	24	20	102	0.39	.039	6	0.10	5-2	12	72	1.18	4-34	0.62
Kastens	37	22	.	58	0.60	.328	10	0.27	2-8	2	11	0.30	3-14	0.46
Mignano	60	0	1	2	0.00	-.500	16	0.27	0-1	14	47	0.78	0-1	0.02
Maierus	11	0	0	0	0.00	-.000	0	0.00	0-3	4	5	0.45	0-0	0.00
K-STATE	114	1518	529	3746	13.32	.246	1318	11.56	233-279	194	1657	14.55	121-420	2.90

1986

12-17 Overall • 2-8 Big Eight (6th)
Home: 7-5 • Away: 2-8 • Neutral: 3-4
Head Coach: Scott Nelson

PLAYER	GP	K	E	TA	KPS	PCT	AST	APS	SA-SE	RE	DIGS	DPS	BS-BA	BPS
Call	113	427	154	1068	3.78	.256	15	0.13	28-n/a	-	362	3.20	24-38	0.55
Durham	106	300	108	886	2.83	.279	4	0.04	35-n/a	-	158	1.49	8-35	0.41
Kastens	104	137	85	443	1.32	.117	35	0.34	3-n/a	-	99	0.95	7-63	0.67
Jacquart	115	96	37	253	0.84	.233	9	0.60	49-n/a	-	161	1.40	17-100	1.02
Tibbetts	91	84	52	300	0.92	.107	16	0.18	0-n/a	-	22	0.24	4-51	0.60
Bundy	73	78	51	244	1.07	.111	7	0.10	18-n/a	-	115	1.58	19-72	1.25
Martin	99	68	41	214	0.69	.226	446	4.51	23-n/a	-	153	1.55	2-14	0.16
Harshbarger	48	68	56	248	1.42	.048	1	0.02	10-n/a	-	69	1.44	7-8	0.31
Kinsey	8	19	9	50	2.38	.200	0	0.00	3-n/a	-	15	1.88	1-1	0.25
Carlson	45	13	8	63	0.29	.079	3	0.07	7-n/a	-	95	2.11	16-24	0.89
Kinderknecht	51	5	2	15	0.10	.200	0	0.00	1-n/a	-	31	0.61	0-0	0.00
Kull	108	3	3	13	0.03	.000	551	5.10	20-n/a	-	201	1.86	0-5	0.05
Dodson	7	2	1	10	0.29	.100	0	0.00	0-n/a	-	7	1.00	1-0	0.14
Mignano	69	1	0	2	0.01	.500	111	1.61	5-n/a	-	74	1.07	0-1	0.01
Maierus	3	0	0	0	0.00	-.000	0	0.00	0-n/a	-	1	0.33	0-0	0.00
K-STATE	115	1301	607	3809	11.31	.182	1198	10.42	202-n/a	-	1578	13.72	106-412	2.71
OPP	115	1454	668	3895	12.64	.202	1324	11.51	238-n/a	-	1724	14.99	72-298	1.92

1987

17-11 Overall • 5-7 Big Eight (5th)
Home: 6-4 • Away: 6-4 • Neutral: 5-3
Head Coach: Scott Nelson • Assistant Coach: Michael Denardo

PLAYER	GP	K	E	TA	KPS	PCT	AST	APS	SA-SE	RE	DIGS	DPS	BS-BA	BPS
Call	88	379	128	936	4.31	.268	14	0.16	9-n/a	-	336	3.82	17-51	0.77
Kinsey	76	216	106	609	2.84	.181	8	0.11	38-n/a	-	241	3.17	5-19	0.32
Harshbarger	65	176	76	434	2.71	.230	2	0.03	28-n/a	-	133	2.05	9-12	0.32
Kastens	98	164	76	498	1.67	.177	28	0.29	14-n/a	-	99	1.01	8-58	0.67
Jacquart	100	112	29	251	1.12	.331	7	0.07	82-n/a	-	185	1.85	33-84	1.17
Tibbetts	80	73	34	216	0.91	.181	10	0.13	0-n/a	-	17	0.21	4-19	0.29
Martin	93	44	15	120	0.47	.242	624	6.71	41-n/a	-	170	1.83	4-16	0.22
Carlson	62	40	32	113	0.65	.071	17	0.27	24-n/a	-	129	2.08	12-50	1.00
Dodson	41	28	12	71	0.68	.225	4	0.10	13-n/a	-	60	1.46	7-29	0.88
Kinderknecht	31	13	5	41	0.42	.195	2	0.07	3-n/a	-	22	0.71	1-1	0.06
Gilpin	4	2	2	6	0.50	.000	1	0.25	0-n/a	-	2	0.50	0-1	0.25
Kull	89	1	1	12	0.01	.000	380	4.27	31-n/a	-	108	1.21	3-1	0.05
Mignano	57	0	0	0	0.00	-.45	0.79	4-n/a	-	60	1.05	2-0	0.04	
K-STATE	103	1248	516	3307	12.12	.221	1145	11.12	287-n/a	-	1562	15.17	105-341	3.08
OPP	103	1077	484	3085	10.46	.192	999	9.70	181-n/a	-	1488	14.45	70-320	2.23

1988

15-13 Overall • 4-8 Big Eight (5th)
Home: 7-3 • Away: 7-8 • Neutral: 1-2
Head Coach: Scott Nelson • Assistant Coach: Michael Denardo

PLAYER	GP	K	E	TA	KPS	PCT	AST	APS	SA-SE	RE	DIGS	DPS	BS-BA	BPS
Call	80	310	95	823	3.88	.261	20	0.25	18-17	37	273	3.41	11-46	0.71
Kinsey	84	238	79	619	2.83	.257	25	0.30	34-36	28	214	2.55	5-43	0.57
Harshbarger	85	235	99	633	2.77	.215	3	0.04	44-69	39	176	2.07	11-22	0.39
Kastens	100	181	76	439	1.81	.239	14	0.14	38-46	7	167	1.67	37-110	1.47
Tibbetts	72	85	42	290	1.18	.148	16	0.22	5-16	0	35	0.49	12-30	0.58
Dodson	80	83	37	225	1.04	.204	7	0.09	25-34	2	116	1.45	21-68	1.11
Hughes	77	72	36	191	0.94	.188	4	0.05	12-15	20	92	1.20	1-1	0.03
Martin	66	71	32	223	1.08	.175	471	7.14	11-29	0	107	1.62	12-47	0.89
Berkley	35	20	13	51	0.57	.137	4	0.11	6-18	0	22	0.63	2-15	0.49
Kull	64	13	7	50	0.20	.120	517	8.08	15-23	0	170	2.66	1-13	0.22
Mignano	77	0	1	1	0.00	-.1000	61	0.79	14-12	4	72	0.94	0-0	0.00
Saxton	0	0	0	0	0.00	-.000	0	0.00	0-0	0	0	0.00	0-0	0.00
K-STATE	101	1308	517	3545	12.95	.223	1142	11.31	222-315	141	1555	15.40	113-395	3.07
OPP	101	1377	624	3608	13.63	.209	1226	12.14	141-318	222	1550	15.35	63-289	2.05

1989

11-19 Overall • 2-10 Big Eight (6th)
Home: 6-8 • Away: 4-8 • Neutral: 1-3
Head Coach: Scott Nelson • Assistant Coach: Michael Denardo

PLAYER	GP	K	E	TA	KPS	PCT	AST	APS	SA-SE	RE	DIGS	DPS	BS-BA	BPS
Hughes	94	261	116	722	2.78	.201	8	0.09	28-n/a	-	333	3.54	4-11	0.16
Harshbarger	76	254	98	599	3.34	.260	5	0.07	25-n/a	-	236	3.11	7-32	0.51
Berkley	97	227	78	504	2.34	.296	3	0.03	21-n/a	-	139	1.43	28-71	1.02
Martin	108	188	82	528	1.74	.201	566	5.24	43-n/a	-	227	2.10	8-49	0.73
Tibbetts	93	148	69	374	1.59	.211	15	0.16	1-n/a	-	44	0.47	7-52	0.63
Dodson	63	113	50	295	1.79	.214	16	0.25	20-n/a	-	123	1.95	13-44	0.91
James	72	107	77	330	1.49	.091	6	0.08	19-n/a	-	157	2.18	0-5	0.07
Scott	61	62	47	206	1.02	.073	4	0.07	13-n/a	-	86	1.41	6-34	0.66
Saxton	39	47	26	145	1.21	.145	2	0.05	12-n/a	-	59	1.51	1-6	0.18
Roberts	33	47	28	135	1.42	.141	8	0.24	5-n/a	-	56	1.70	6-12	0.55
Kull	105	24	17	100	0.23	.070	694	6.61	23-n/a	-	251	2.39	3-14	0.16
McKee	21	10	13	39	0.48	-.077	2	0.10	0-n/a	-	2	0.10	1-6	0.33
Mott	78	2	1	5	0.03	.200	4	0.05	3-n/a	-	39	0.50	0-0	0.00
K-STATE	109	1490	702	3982	13.67	.198	1333	12.23	213-n/a	-	1752	16.07	84-265	1.99
OPP	109	1513	586	3837	13.88	.242	1351	12.39	196-n/a	-	1682	15.43	65-339	2.15

1990

11-15 Overall • 3-9 Big Eight (6th)
Home: 5-5 • Away: 5-8 • Neutral: 1-2
Head Coach: Scott Nelson • Assistant Coach: Greg Lambert

PLAYER	GP	K	E	TA	KPS	PCT	AST	APS	SA-SE	RE	DIGS	DPS	BS-BA	BPS
James	88	262	136	708	2.98	.178	6	0.07	31-n/a	-	233	2.65	3-16	0.22
B. Berkley	91	247	105	575	2.71	.247	10	0.11	22-n/a	-	193	2.12	28-21	0.54
Roberts	86	213	63	485	2.48	.309	4	0.05	27-n/a	-	174	2.02	15-50	0.76
Hughes	85	202	107	621	2.38	.153	15	0.18	15-n/a	-	275	3.24	0-7	0.08
Saxton	77	171	96	440	2.22	.170	16	0.21	19-n/a	-	148	1.92	1-26	0.35
Scott	43	38	33	149	0.88	.034	14	0.33	7-n/a	-	73	1.70	3-13	0.37
M. Berkley	22	23	12	6	1.05	.180	1	0.05	4-n/a	-	37	1.68	0-2	0.09
Murphy	87	22	12	88	0.25	.114	919	10.56	44-n/a	-	185	2.13	0-15	0.17
Melvin	22	21	6	46	0.96	.326	0	0.00	5-n/a	-	26	1.18	4-7	0.50
Mott	38	2	0	3	0.03	.667	0	0.00	1-n/a	-	27	0.47	1-0	0.02
Carlson	57	0	1	5	0.00	-.200	54	1.46	1-n/a	-	36	0.97	1-3	.011
K-STATE	93	1201	571	3181	12.91	.998	1039	11.17	176-n/a	-	1407	15.13	56-160	1.46
O-PASS	93	1105	499	2988	11.99	.206	981	10.55	175-n/a	-	1376	14.80	79-275	2.33

2019

21-12 overall • 5-7 Big Eight (5th)
Home: 10-3 • Away: 3-7 • Neutral: 8-3
NIVC Tournament Second Round

Head Coach: Jim Moore • Assistant Coaches: Stacy Metro, Jeff Reavis & Julie Krofcheck-Strong

PLAYER	GP	K	E	TA	KPS	PCT	AST	APS	SA-SE	RE	DIGS	DPS	BS-BA	BPS
DeClerk	118	387	106	798	3.28	.352	15	0.13	40-32	24	292	2.47	15-120	1.14
Young	107	343	146	826	3.21	.238	36	0.34	33-70	10	213	1.99	8-67	0.70
Dugan	115	306	187	844	2.66	.141	24	0.21	31-52	77	324	2.82	14-54	0.59
Zschau	110	298	174	899	2.71	.138	17	0.15	24-38	49	294	2.67	9-45	0.49
Wieck	111	189	66	426	1.70	.289	9	0.08	1-3	0	37	0.33	15-105	1.08
Miller	62	92	33	211	1.48	.280	6	0.10	1-0	1	15	0.24	6-43	0.79
Ryning	118	91	32	235	0.77	.251	1388	11.76	52-47	1	221	1.87	12-80	0.78
Luther	40	35	23	164	0.88	.073	4	0.10	2-3	18	68	1.70	3-11	0.35
Kaloujskikh	25	15	9	44	0.60	.136	2	0.08	5-4	1	33	1.32	0-2	0.08
Phillips	105	7	9	35	0.07	-.057	11	0.10	27-35	10	207	1.97	0-0	0.00
Fasce	62	2	1	6	0.03	.167	40	0.65	12-13	2	63	1.02	0-1	0.02
Stork	4	0	0	0	0.00	-	0	0.00	0-0	0	5	1.25	0-1	0.25
K-STATE	122	1765	786	4488	14.47	.218	1552	12.72	228-297	198	1772	14.52	82-529	2.84
OPP	122	1605	829	4518	13.16	.172	1407	11.53	197-293	222	1681	13.78	83-381	2.24

2018

26-9 overall • 13-7 Big 12 (T-4th)
Home: 12-3 • Away: 8-5 • Neutral: 6-1
NCAA Tournament Second Round

Head Coach: Jim Moore • Assistant Coaches: Stacy Metro, Molly Mooney & Chris Dunley

PLAYER	GP	K	E	TA	KPS	PCT	AST	APS	SA-SE	RE	DIGS	DPS	BS-BA	BPS
Zschau	121	399	169	1072	3.30	.215	31	0.26	33-41	68	386	3.19	0-40	0.33
Brown	116	374	150	1067	3.22	.210	27	0.23	41-121	30	258	2.22	5-66	0.61
Young	117	358	144	779	3.06	.275	42	0.36	34-52	1	210	1.79	7-86	0.79
DeClerk	119	353	91	718	2.97	.365	32	0.27	24-28	12	295	2.48	17-123	1.18
Wieck	120	271	90	638	2.26	.284	29	0.24	28-37	14	199	1.66	23-141	1.37
Ryning	115	93	25	218	0.81	.312	1498	13.03	47-46	0	254	2.21	8-73	0.70
Cady	69	38	28	110	0.55	.091	6	0.09	16-12	8	78	1.13	2-10	0.17
Whitfield	18	27	17	59	1.50	.169	2	0.11	1-12	12	13	0.72	1-4	0.28
L. Luther	28	6	0	11	0.21	.545	79	2.82	7-1	1	22	0.79	1-4	0.18
Lindell	15	4	6	14	0.27	-.143	0	0.00	0-0	0	1	0.07	1-9	0.67
Phillips	33	1	3	9	0.03	-.222	2	0.06	7-4	6	24	0.73	0-0	0.00
K. Luther	16	0	0	0	0.00	-	1	0.06	0-0	0	12	0.75	0-0	0.00
K-STATE	123	1924	723	4695	15.64	.256	1749	14.22	238-356	161	1752	14.24	65-556	2.79
OPP	123	1641	886	4646	13.34	.163	1470	11.95	163-322	236	1671	13.59	54-431	2.19

2017

20-13 Overall • 11-9 Big 12 (6th)
Home: 10-4 • Away: 6-7 • Neutral: 4-2
NCAA Tournament First Round

Head Coach: Jim McLaughlin • Assistant Coaches: Jeff Grove & Suzie Wiemers

PLAYER	GP	K	E	TA	KPS	PCT	AST	APS	SA-SE	RE	DIGS	DPS	BS-BA	BPS
Zschau	117	476	168	1308	4.07	.235	43	0.37	24-18	47	383	3.27	5-53	0.50
Cady	117	468	224	1187	4.00	.206	31	0.26	29-55	46	370	3.16	3-60	0.54
Branting	116	294	134	699	2.53	.229	25	0.22	23-63	1	206	1.78	7-116	1.06
Wieck	103	290	101	694	2.82	.272	24	0.23	20-42	14	296	2.87	11-142	1.49
Shepherd	99	226	130	641	2.28	.150	47	0.47	27-56	3	250	2.53	2-55	0.58
Ryning	110	99	29	242	0.90	.289	1468	13.35	37-37	1	296	2.69	4-86	0.82
Haff	14	18	13	49	1.29	.102	1	0.07	1-0	0	15	1.07	2-14	1.14
Lindell	29	16	9	48	0.55	.146	6	0.21	4-6	0	20	0.69	2-34	1.24
L. Luther	65	12	2	40	0.18	.250	82	1.26	6-3	3	50	0.77	0-9	0.14
Phillips	86	3	4	14	0.03	-.071	5	0.06	4-12	5	79	0.92	0-0	0.00
Thomas	31	1	0	5	0.03	.200	0	0.00	0-1	1	21	0.68	0-0	0.00
K-STATE	117	1903	814	4927	16.26	.221	1732	14.80	175-293	135	1886	16.97	36-569	2.70
OPP	117	1809	848	4951	15.46	.194	1580	13.50	135-308	177	1854	15.85	70-499	2.73

2016

19-12 overall • 12-8 Big 12 (5th)
Home: 10-3 • Away: 5-8 • Neutral: 4-1
NCAA Tournament Second Round

Head Coach: Jim McLaughlin • Assistant Coaches: Jeff Grove & Suzie Wiemers

PLAYER	GP	K	E	TA	KPS	PCT	AST	APS	SA-SE	RE	DIGS	DPS	BS-BA	BPS
Cady	109	483	247	1248	4.43	.189	17	0.16	18-50	34	376	3.45	8-48	0.51
Zschau	109	473	166	1353	4.34	.227	16	0.15	17-17	46	455	4.17	4-63	0.61
Branting	106	370	168	854	3.49	.237	22	0.21	27-76	9	226	2.13	2-79	0.76
Wieck	109	306	86	690	2.81	.319	43	0.39	34-44	9	252	2.31	13-133	1.34
Branting	109	297	107	648	2.72	.293	27	0.25	21-39	0	76	0.70	16-97	1.04
Bronnenberg	109	41	43	158	0.38	-.013	1694	15.54	12-47	2	267	2.45	0-38	0.35
Christen	42	17	4	38	0.40	.342	1	0.02	2-3	0	15	0.36	1-10	0.26
Mimick	107	5	8	29	0.05	-.103	9	0.08	5-17	16	183	1.71	0-0	0.00
Lindell	15	1	0	2	0.07	.500	0	0.00	0-0	0	0	0.00	0-3	0.20
Thomas	24	0	0	0	0.00	-	1	0.04	1-0	1	15	0.63	0-0	0.00
K-STATE	109	1993	829	5020	18.28	.232	1830	16.79	137-293	128	1865	17.11	44-471	2.56
OPP	109	1750	807	4821	16.06	.196	1619	14.85	127-301	137	1723	15.81	97-596	3.62

2015

21-9 overall • 14-6 Big 12 (4th)
Home: 8-3 • Away: 8-6 • Neutral: 5-0
NCAA Tournament Second Round

Head Coach: Jim McLaughlin • Assistant Coaches: Jeff Grove & Suzie Wiemers

PLAYER	GP	K	E	TA	KPS	PCT	AST	APS	SA-SE	RE	DIGS	DPS	BS-BA	BPS
Cady	109	622	243	1671	5.71	.227	19	0.17	25-30	8	434	3.98	8-50	0.53
Wegner	109	526	315	1487	4.83	.142	18	0.17	32-60	1	350	3.21	4-60	0.59
Branting	109	264	88	557	2.42	.316	28	0.26	26-28	0	87	0.80	15-96	1.02
Christen	102	179	49	453	1.75	.287	23	0.23	0-1	0	30	0.29	11-110	1.19
Bronnenberg	109	81	27	186	0.74	.290	1508	13.83	26-31	3	274	2.51	0-54	0.50
Thomas	108	73	40	235	0.68	.140	10	0.09	17-30	27	219	2.03	7-37	0.41
Mimick	101	45	31	143	0.45	.098	17	0.17	12-17	26	231	2.29	0-28	0.28
Alters	10	11	3	22	1.10	.364	3	0.30	0-0	0	1	0.10	0-10	1.00
Downey	109	6	1	24	0.06	.208	27	0.25	17-21	36	251	2.30	0-0	0.00
Haff	5	5	0	6	1.00	.833	0	0.00	0-0	0	1	0.20	0-1	0.20
Pollard	18	4	1	9	0.22	.333	1	0.06	0-0	3	18	1.00	0-0	0.00
Lindell	9	1	0	3	0.11	.333	3	0.33	0-0	0	0	0.00	0-3	0.33
K-STATE	109	1817	798	4796	16.67	.212	1657	15.20	155-218	118	1896	17.39	45-449	2.47
OPP	109	1614	818	4661	14.81	.171	1424	13.06	119-224	155	1741	15.97	91-501	3.13

2000

22-9 overall • 14-6 Big 12 (T-2nd)
Home: 12-1 • Away: 6-8 • Neutral: 4-0
NCAA Tournament Regional Semifinals

Head Coach: Jim McLaughlin • Assistant Coaches: Suzie Fritz & Jason Watson

PLAYER	GP	K	E	TA	KPS	PCT	AST	APS	SA-SE	RE	DIGS	DPS	BS-BA	BPS
Wegner	113	571	286	1340	5.05	.213	13	0.12	31-81	2	277	2.45	6-61	0.59
Jensen, C.	94	376	167	964	4.00	.217	8	0.09	15-27	23	24	2.61	4-24	0.30
Branting	111	329	98	660	2.96	.350	34	0.31	34-46	11	145	1.31	11-99	0.99
Goehring	86	220	55	466	2.56	.354	22	0.26	21-26	0	56	0.65	11-69	0.93
Pollard	94	202	88	607	2.15	.188	15	0.16	18-35	23	280	2.98	5-19	0.26
Mimick	82	201	92	499	2.45	.218	17	0.21	18-24	19	342	4.17	6-47	0.65
Bronnenberg	113	61	28	162	0.54	.204	1696	15.01	24-26	0	270	2.39	3-46	0.43
Christen	34	55	12	135	1.62	.319	15	0.44	0-0	0	6	0.18	4-21	0.74
Thomas	110	9	3	30	0.08	.200	7	0.06	13-11	27	192	1.75	0-0	0.00
Jensen, K.	32	0	1	1	0.00	-1.000	1	0.03	0-2	4	17	0.53	0-0	0.00
K-STATE	113	2024	830	4864	17.91	.245	1828	16.18	174-278	119	1830	16.19	50-386	2.15
OPP	113	1658	752	4620	14.67	.196	1479	13.09	179-242	174	1617	14.31	110-511	2.23

2005

21-11 overall • 11-9 Big 12 (4th)
Home: 10-5 • Away: 7-6 • Neutral: 4-0
NCAA Tournament Second Round
Head Coach: Suzie Fritz • Assistant Coaches: Jeff Grove & Justin Ingram

PLAYER	GP	K	E	TA	KPS	PCT	AST	APS	SA-SE	RE	DIGS	DPS	BS-BA	BPS
Rezende	119	440	153	1014	3.70	.283	8	0.07	7-14	14	105	0.88	3-109	0.94
Werner	112	387	165	1074	3.46	.207	4	0.04	10-15	2	106	0.95	9-65	0.66
Hamlin	116	272	79	600	2.34	.322	15	0.13	0-0	0	31	0.27	10-158	1.45
Liliom	102	250	129	765	2.45	.158	16	0.16	22-64	21	230	2.25	6-33	0.38
Kroeker	109	212	76	546	1.94	.249	13	0.12	8-16	3	60	0.55	11-123	1.23
Spiegelberg	119	134	55	316	1.13	.250	1482	12.45	40-48	1	218	1.83	1-98	0.83
Jantsch	76	57	29	201	0.75	.139	5	0.07	19-26	12	112	1.47	1-13	0.18
Farr	25	35	16	79	1.40	.241	5	0.20	0-0	0	3	0.12	3-13	0.64
Perkins	118	22	18	92	0.19	.043	35	0.30	23-53	18	196	1.66	0-7	0.06
Stanzel	68	4	2	19	0.06	.105	5	0.07	0-0	12	57	0.84	0-2	0.03
Rosenthal	33	1	0	2	0.03	.500	2	0.06	4-7	4	26	0.79	0-0	0.00
Townsend	7	0	0	0	0.00	.000	1	0.14	0-1	1	5	0.71	0-0	0.00
Lastra	119	0	0	1	0.00	.000	53	0.45	26-41	22	490	4.12	0-0	0.00
K-STATE	119	1814	722	4709	15.24	.232	1644	13.82	159-285	120	1639	13.77	44-621	2.98
OPP	119	1779	786	4539	14.95	.219	1665	13.99	120-257	159	1846	15.51	73-514	2.77

2006

12-18 overall • 4-16 Big 12 (10th)
Home: 7-7 • Away: 3-9 • Neutral: 2-2
Head Coach: Suzie Fritz • Assistant Coaches: Jeff Grove & Justin Ingram

PLAYER	GP	K	E	TA	KPS	PCT	AST	APS	SA-SE	RE	DIGS	DPS	BS-BA	BPS
Werner	112	376	186	1132	3.36	.168	9	0.08	21-29	5	147	1.31	4-62	0.59
Kroeker	110	299	62	777	2.72	.305	13	0.12	10-17	1	50	0.45	15-135	1.36
Farr	77	189	48	438	2.45	.322	14	0.18	0-0	0	13	0.17	1-90	1.18
Lastra	114	187	106	508	1.64	.159	51	0.45	25-44	34	474	4.16	0-17	0.15
Jantsch	114	182	93	576	1.60	.155	32	0.28	51-48	23	263	2.31	1-37	0.33
Gabruseva	80	157	75	429	1.96	.191	3	0.04	6-17	2	35	0.44	1-57	0.73
Johnson	43	119	39	266	2.77	.301	5	0.12	0-0	0	7	0.16	2-55	1.33
Chipman	68	115	49	310	1.69	.213	6	0.09	1-0	0	16	0.24	2-76	1.15
Spiegelberg	114	107	34	266	0.94	.274	1415	12.41	45-44	1	249	2.18	5-102	0.94
Rosenthal	114	1	3	9	0.01	.222	45	0.39	27-40	38	364	3.19	0-1	0.01
Townsend	97	1	0	2	0.01	.500	10	0.10	19-22	6	156	1.61	0-0	0.00
K-STATE	114	1733	695	4713	15.20	.220	1603	14.06	205-261	127	1774	15.56	31-632	3.04
OPP	114	1767	768	4641	15.50	.215	1678	14.72	127-220	205	1953	17.13	72-484	2.75

2007

23-9 overall • 14-6 Big 12 (3rd)
Home: 12-4 • Away: 8-4 • Neutral: 3-1
NCAA Tournament Second Round
Head Coach: Suzie Fritz • Assistant Coaches: Jeff Grove & Justin Ingram

PLAYER	GP	K	E	TA	KPS	PCT	AST	APS	SA-SE	RE	DIGS	DPS	BS-BA	BPS
Korobkova	115	498	231	1142	4.33	.234	18	0.16	37-85	4	194	1.69	3-138	1.23
Liliom	119	438	168	1063	3.68	.254	9	0.08	31-46	0	110	0.92	2-48	0.42
Chipman	119	302	71	673	2.54	.343	26	0.22	31-45	1	88	0.74	13-162	1.47
Farr	119	286	58	585	2.40	.390	21	0.18	0-0	1	23	0.19	14-151	1.39
Jantsch	113	234	100	703	2.07	.191	7	0.06	32-32	2	109	0.96	1-52	0.47
Spiegelberg	119	123	31	271	1.03	.339	1590	13.36	40-37	1	200	1.68	2-86	0.74
Chisholm	33	50	35	170	1.52	.088	1	0.03	1-2	0	22	0.67	1-6	0.21
Rosenthal	116	2	1	5	0.02	.200	41	0.35	4-2	39	216	1.86	0-0	0.00
Mathewson	119	0	0	0	0.00	.000	43	0.36	13-24	36	196	1.65	0-0	0.00
Lastra	119	0	0	0	0.00	.000	65	0.55	33-40	25	575	4.83	0-0	0.00
Townsend	57	0	0	3	0.00	.000	4	0.07	3-9	2	29	0.51	0-0	0.00
K-STATE	119	1933	695	4615	16.24	.268	1825	15.34	225-322	120	1762	14.81	36-643	3.00
OPP	119	1595	741	4384	13.40	.195	1510	12.69	120-257	225	1704	14.32	52-537	2.69

2008

24-8 overall • 14-6 Big 12 (3rd)
Home: 12-4 • Away: 8-4 • Neutral: 3-1
NCAA Tournament First Round
Head Coach: Suzie Fritz • Assistant Coaches: Jeff Grove & Justin Ingram

PLAYER	GP	K	E	TA	KPS	PCT	AST	APS	SA-SE	RE	DIGS	DPS	BS-BA	BPS
Liliom	122	500	220	1352	4.10	.207	30	0.25	19-48	25	258	2.11	11-50	0.50
Korobkova	121	389	147	942	3.21	.257	7	0.06	8-28	4	91	0.75	5-110	0.95
Chipman	123	258	42	611	2.10	.354	34	0.28	16-36	0	91	0.74	19-115	1.09
Farr	123	212	45	491	1.72	.340	43	0.35	0-0	0	21	0.17	11-140	1.23
Jantsch	120	176	70	531	1.47	.200	25	0.21	36-48	24	271	2.26	8-26	0.28
Chisholm	54	73	33	220	1.35	.182	1	0.02	2-1	0	25	0.46	0-14	0.26
Pacheco	103	41	17	116	0.40	.207	953	9.25	30-33	2	164	1.59	0-52	0.50
Allison	20	11	2	19	0.55	.474	2	0.10	1-0	0	2	0.10	0-6	0.30
Fay	57	8	4	33	0.14	.121	390	6.84	7-6	0	88	1.54	0-19	0.33
Townsend	113	2	0	3	0.02	.667	13	0.12	12-22	1	147	1.30	0	0.00
Mathewson	123	1	0	1	0.01	1.000	66	0.54	27-43	52	505	4.11	0	0.00
Dugan	3	0	0	0	0.00	.000	0	0.00	0-1	0	1	0.33	0-0	0.00
K-STATE	123	1671	580	4319	13.59	.253	1564	12.72	158-266	116	1664	13.53	54-532	2.60
OPP	123	1505	675	4126	12.24	.201	1429	11.62	116-213	158	1820	14.80	39-371	1.83

2009

12-18 overall • 6-14 Big 12 (9th)
Home: 7-8 • Away: 3-8 • Neutral: 2-2
Head Coach: Suzie Fritz • Assistant Coaches: Jeff Grove & Jeff Hulsmeyer

PLAYER	GP	K	E	TA	KPS	PCT	AST	APS	SA-SE	RE	DIGS	DPS	BS-BA	BPS
Chisholm	112	342	152	1164	3.05	.163	7	0.06	0-2	3	81	0.72	8-40	0.43
Chipman	113	301	52	722	2.66	.345	16	0.14	24-32	1	114	1.01	21-110	1.16
Ludwig	112	264	148	783	2.36	.148	14	0.12	31-40	5	244	2.18	1-71	0.64
Murray	76	160	97	447	2.11	.141	2	0.03	1-5	3	39	0.51	3-16	0.25
Donahue	113	127	77	390	1.12	.128	28	0.25	13-55	31	270	2.39	2-10	0.11
Muff	57	71	32	206	1.25	.189	3	0.05	0-0	1	3	0.05	2-41	0.75
Pacheco	113	59	17	173	0.52	.243	1161	10.27	20-45	0	235	2.08	0-59	0.52
Horton	37	40	10	96	1.08	.312	1	0.03	0-0	1	9	0.24	1-17	0.49
Allison	43	34	19	116	0.79	.129	8	0.19	0-1	0	7	0.16	0-26	0.60
Grot	39	33	34	158	0.85	.006	0	0.00	0-1	0	13	0.33	2-8	0.26
Fay	113	1	0	5	0.01	.200	17	0.15	13-7	23	191	1.69	0-0	0.00
Mathewson	109	1	0	3	0.01	.333	73	0.67	25-33	43	514	4.72	0-0	0.00
Kelican	13	0	0	0	0.00	.000	15	1.15	0-1	0	4	0.31	0-0	0.00
K-STATE	113	1433	638	4263	12.68	.186	1346	11.91	127-222	131	1724	15.26	40-398	2.12
OPP	113	1493	586	4033	13.21	.225	1427	12.63	131-208	127	1900	16.81	33-401	2.07

2010

12-19 overall • 6-14 Big 12 (9th)
Home: 8-7 • Away: 3-9 • Neutral: 1-3
Head Coach: Suzie Fritz • Assistant Coaches: Jeff Grove & Jeff Hulsmeyer

PLAYER	GP	K	KPS	E	TA	PCT	AST	APS	SA-SE	RE	DIGS	DPS	BS-BA	BPS
Pelger	113	328	2.90	134	763	.254	16	0.14	33-46	3	134	1.19	11-89	0.88
Chisholm	112	317	2.83	169	1141	.130	19	0.17	10-51	36	233	2.08	5-52	0.51
Muff	111	197	1.77	80	487	.240	4	0.04	1-1	0	22	0.20	10-135	1.31
Ludwig	113	186	1.65	78	582	.186	11	0.10	22-34	3	205	1.81	4-92	0.85
Kaufman	88	155	1.76	114	599	.068	1	0.01	0-0	0	44	0.50	5-45	0.57
Porubek	47	94	2.00	55	355	.110	2	0.04	6-9	1	43	0.91	0-16	0.34
Donahue	110	42	0.38	24	160	.112	1046	9.51	25-29	0	256	2.33	1-30	0.28
Turner	16	16	1.00	8	40	.200	1	0.06	0-2	0	2	0.12	0-5	0.31
Cook	16	14	0.88	10	70	.057	0	0.00	1-2	0	4	0.25	0-4	0.25
Kelican	11	2	0.18	2	6	.000	44	4.00	1-4	0	11	1.00	0-1	0.09
Mathewson	113	2	0.02	2	5	.000	79	0.70	15-33	39	540	4.78	0-0	0.00
Traxson	18	1	0.06	7	19	.316	0	0.00	0-0	0	5	0.28	1-4	0.28
McCarthy	112	0	0.00	1	1	-1.000	10	0.09	13-23	178	1.59	0-0	0-0	0.00
Dobrosz	35	0	0.00	0	1	.000	0	0.00	1-3	2	12	0.34	0-0	0.00
K-STATE	113	1354	11.98	684	4229	.158	1235	10.93	128-227	128	1689	14.95	37-473	2.42
OPP	113	1452	12.85	639	4067	.200	1382	12.23	128-229	128	1902	16.83	41-436	2.29

2014

22-9 overall • 9-7 Big 12 (5th)
Home: 9-4 • Away: 8-3 • Neutral: 5-2
NCAA Tournament First Round
Head Coach: Suzie Fritz • Assistant Coaches: Jeff Grove & Jeff Hulsmeyer

PLAYER	GP	K	KPS	E	TA	PCT	AST	APS	SA-SE	RE	DIGS	DPS	BS-BA	BPS
Zumach	116	412	3.55	130	1095	.258	9	0.08	3-8	5	81	0.70	8-52	0.52
Sassin	112	312	2.79	126	920	.202	2	0.02	11-15	4	81	0.72	2-44	0.41
Reininger	112	269	2.40	99	596	.285	12	0.11	8-22	1	38	0.34	11-19	1.16
Keating	116	247	2.13	98	636	.234	25	0.22	28-42	19	266	2.29	3-89	0.79
Jones	105	174	1.66	71	421	.245	15	0.14	15-27	0	51	0.49	12-134	1.39
Brand	116	112	0.97	29	259	.320	1274	10.98	15-19	0	314	2.71	8-96	0.90
Vogel	25	22	0.88	13	76	.118	0	0.00	0-1	0	13	0.52	0-12	0.48
Johnson	26	19	0.73	14	61	.082	3	0.12	0-0	0	9	0.35	4-24	1.08
Madonia	116	1	0.01	2	4	-.250	31	0.27	15-9	12	205	1.77	0-0	0.00
Shurbet	2	0	0.00	2	2	-1.000	8	4.00	0-0	0	3	1.50	0-0	0.00
Batchelder	11	0	0.00	0	0	.000	1	0.09	0-0	0	3	0.27	0-0	0.00
Langhaim	1	0	0.00	0	2	.000	0	0.00	0-0	0	0	0.00	0-0	0.00
Gardner	32	0	0.00	0	0	.000	3	0.09	0-5	2	28	0.88	0-0	0.00
Zarda	113	0	0.00	0	2	.000	41	0.36	11-20	24	216	1.91	0-0	0.00
Kober	111	0	0.00	1	1	-1.000	45	0.41	20-19	27	413	3.72	0-0	0.00
K-STATE	116	1568	13.52	585	4075	.241	1469	12.66	126-187	112	1721	14.84	48-570	2.87
OPP	116	1485	12.80	672	4172	.195	1402	12.09	112-200	126	1632	14.07	51-373	2.05

2015

17-12 overall • 9-7 Big 12 (T-4th)
Home: 9-2 • Away: 4-7 • Neutral: 4-3
NCAA Tournament First Round
Head Coach: Suzie Fritz • Assistant Coaches: Jeff Grove & Trent Sorensen

PLAYER	GP	K	KPS	E	TA	PCT	AST	APS	SA-SE	RE	DIGS	DPS	BS-BA	BPS
Sassin	107	378	3.53	145	1157	.201	36	0.34	16-21	18	324	3.03	3-45	0.45
Reininger	107	271	2.53	90	642	.282	22	0.21	3-5	0	29	0.27	8-98	0.99
Vogel	107	263	2.46	94	747	.226	28	0.26	17-14	7	329	3.07	2-50	0.49
Schultejans	104	262	2.52	115	829	.177	5	0.05	25-42	4	99	0.95	2-37	0.38
Brand	107	133	1.24	26	288	.372	1188	11.10	14-22	0	332	3.10	4-75	0.74
Flowers	53	93	1.75	42	266	.192	10	0.19	0-1	0	11	0.21	4-60	1.21
Gyimes	46	59	1.28	25	131	.260	10	0.22	6-12	1	26	0.57	1-40	0.89
Flattum	20	17	0.85	6	51	.216	0	0.00	0-4	1	4	0.20	0-2	0.10
Holcomb	19	15	0.79	5	35	.286	1	0.05	0-1	0	5	0.26	1-10	0.58
Zumach	7	14	2.00	7	43	.163	0	0.00	2-2	2	11	1.57	1-0	0.14
Kober	107	2	0.02	1	8	.125	66	0.62	12-9	15	500	4.67	0-0	0.00
Fairfield	107	1	0.01	0	1	1.000	13	0.12	1-1	7	168	1.57	0-0	0.00
Shurbet	2	1	0.50	0	1	1.000	5	2.50	0-0	0	1	0.50	0-0	0.00
Batchelder	81	1	0.01	0	1	1.000	8	0.10	14-8	1	40	0.49	0-0	0.00
K-STATE	107	1510	14.11	556	4200	.227	1392	13.01	110-142	64	1879	17.56	26-417	2.19
OPP	107	1462	13.66	569	4205	.212	1372	12.82	64-152	110	1854	17.33	32-365	2.00

2016

21-10 overall • 9-7 Big 12 (T-4th)
Home: 13-4 • Away: 5-5 • Neutral: 3-1
NCAA Tournament Second Round
Head Coach: Suzie Fritz • Assistant Coaches: Jeff Grove & Trent Sorensen

PLAYER	GP	K	KPS	E	TA	PCT	AST	APS	SA-SE	RE	DIGS	DPS	BS-BA	BPS
Sassin	118	364	3.08	133	1004	.230	35	0.30	22-35	16	267	2.26	4-46	0.42
Vogel	118	324	2.75	97	798	.284	47	0.40	28-33	16	318	2.69	2-79	0.69
Zumach	102	282	2.76	125	847	.185	7	0.07	15-24	4	96	0.94	15-33	0.47
Reininger	85	186	2.19	68	410	.288	10	0.12	0-0	0	20	0.24	6-83	1.05
Brand	119	130	1.09	34	303	.317	1341	11.27	21-37	1	325	2.73	6-75	0.68
Schultejans	47	100	2.34	51	336	.176	2	0.04	12-15	2	24	0.51	0-11	0.23
Flowers	83	105	1.27	36	265	.260	12	0.14	11-32	1	46	0.55	6-79	1.02
Sandbothe	58	96	1.66	50	211	.218	3	0.05	0-3	0	17	0.29	4-59	1.09
Gyimes	44	39	0.89	12	104	.260	10	0.23	6-11	0	11	0.25	2-29	0.70
Hooper	5	3	0.60	2	8	.125	0	0.00	0-0	0	1	0.20	0-0	0.00
Fairfield	118	1	0.01	0	1	1.000	16	0.14	3-2	14	187	1.58	0-0	0.00
Kober	113	1	0.01	1	3	.000	73	0.65	18-35	17	428	3.79	0-0	0.00
Batchelder	58	0	0.00	0	0	.000	6	0.10	5-10	0	19	0.33	0-0	0.00
Penning	1	0	0.00	0	0	.000	0	0.00	0-0	0	0	0.00	0-0	0.00
Weber	3	0	0.00	0	0	.000	0	0.00	0-1	1	2	0.67	0-0	0.00
Schick	15	0	0.00	0	0	.000	0	0.00	0-1	1	11	0.73	0-0	0.00
K-STATE	119	1641	13.79	609	4290	.241	1562	13.13	141-241	79	1772	14.89	45-494	2.45
OPP	119	1575	13.24	652	4276	.216	1480	12.44	79-227	141	1754	14.74	47-436	2.23

2017

10-19 overall • 3-13 Big 12 (9th)
Home: 3-9 • Away: 2-9 • Neutral: 5-1
Head Coach: Suzie Fritz • Assistant Coaches: Jeff Grove & Trent Sorensen

PLAYER	GP	K	KPS	E	TA	PCT	AST	APS	SA-SE	RE	DIGS	DPS	BS-BA	BPS
Zumach	116	350	3.02	121	1024	.224	7	0.06	30-39	15	181	1.56	8-40	0.41
Vogel	100	242	2.42	73	653	.259	13	0.13	16-18	19	310	3.10	3-53	0.56
Schultejans	88	203	2.31	112	636	.143	3	0.03	4-12	2	46	0.52	4-26	0.34
Williams	102	191	1.87	50	457	.309	9	0.09	1-3	1	27	0.26	6-82	0.86
Carlson	103	159	1.54	61	524	.187	1	0.01	5-7	1	46	0.45	2-47	0.48
Sandbothe	93	126	1.35	68	325	.178	3	0.03	2-13	1	29	0.31	5-59	0.69
Flowers	73	119	1.63	50	314	.220	2	0.03	7-20	0	33	0.45	4-85	1.22
Gyimes	45	30	0.67	20	106	.094	3	0.07	7-13	0	21	0.47	1-20	0.47
Dixon	116	13	0.11	5	39	.205	740	6.38	18-33	1	240	2.07	0-9	0.08
Hooper	9	7	0.78	0	10	.700	0	0.00	0-0	0	0	0.00	0-5	0.56
Smith	101	2	0.02	9	17	-.412	476	4.71	27-59	0	173	1.71	0-2	0.02
Weber	2	0	0.00	0	0	.000	0	0.00	0-0	0	1	0.50	0-0	0.00
Fairfield	112	0	0.00	0	0	.000	10	0.09	0-0	11	169	1.51	0-0	0.00
Schick	13	0	0.00	0	0	.000	3	0.23	1-0	1	17	1.31	0-0	0.00
Killeen	116	0	0.00	1	1	-1.000	75	0.65	19-19	34	412	3.55	0-0	0.00
K-STATE	116	1442	12.43	570	4106	.212	1345	11.59	137-237	102	1705	14.70	33-428	2.13
OPP	116	1565	13.49	615	4151	.229	1466	12.64	102-184	137	1852	15.97	33-398	2.00

2018

15-12 overall • 5-11 Big 12 (8th)
Home: 6-6 • Away: 7-5 • Neutral: 2-1
Head Coach: Suzie Fritz • Assistant Coaches: Jeff Grove & Trent Sorensen

PLAYER	GP	K	KPS	E	TA	PCT	AST	APS	SA-SE	RE	DIGS	DPS	BS-BA	BPS
Zumach	93	321	3.45	116	868	.236	18	0.19	10-23	27	247	2.66	8-49	0.61
Mutiri	98	271	2.77	84	711	.263	3	0.03	15-25	1	192	1.96	1-66	0.68
Schultejans	76	163	2.14	66	511	.190	6	0.08	24-19	12	48	0.63	1-28	0.38
Sandbothe	77	157	2.04	54	363	.284	6	0.08	1-3	0	23	0.30	5-67	0.94
Williams	75	141	1.88	37	320	.325	3	0.04	58	1	30	0.40	2-47	0.65
Heyne	43	115	2.67	39	331	.230	2	0.05	1-14	6	71	1.65	0-12	0.28
Flowers	52	77	1.48	27	205	.244	5	0.10	3-11	0	25	0.48	6-65	1.71
Dixon	98	21	0.21	12	110	.082	1099	11.21	20-24	1	232	2.37	0-28	0.29
Carlson	13	18	1.38	13	80	.062	0	0.00	0-1	2	5	0.38	2-2	0.31
Gyimes	98	15	0.15	5	38	.263	3	0.03	31-36	0	24	0.24	0-6	0.06
Fairfield	98	4	0.04	0	5	.800	51	0.52	4-7	20	368	3.76	0-0	0.00
Vernon	1	1	1.00	0	1	1.000	0	0.00	0-0	0	0	0.00	0-0	0.00
Killeen	98	1	0.01	1	4	.000	23	0.23	11-19	14	155	1.58	0-0	0.00
Smith	48	0	0.00	0	1	.000	2	0.04	1-3	1	39	0.81	0-0	0.00
Weber	7	0	0.00	0	0	.000	0	0.00	0-1	3	5	0.71	0-0	0.00
K-STATE	98	1305	13.32	454	3548	.240	1221	12.46	126-194	102	1464	14.94	25-370	2.15
OPP	98	1355	13.83	544	3591	.226	1268	12.94	102-193	126	1536	15.67	27-367	2.14

BIG 12 ERA (1996-PRESENT)

1996				
Team	W-L	Pct.	W-L	Pct.
Nebraska	19-1	.950	30-4	.882
Texas	16-4	.800	23-7	.767
Texas A&M	15-5	.750	25-8	.758
Kansas State	13-7	.650	26-9	.743
Colorado	13-7	.650	19-10	.655
Texas Tech	12-8	.600	25-9	.735
Oklahoma	8-12	.400	17-15	.531
Baylor	7-13	.350	18-16	.529
Kansas	4-16	.200	10-24	.294
Iowa State	3-17	.150	7-25	.219
Missouri	0-20	.000	0-28	.000

1997				
Team	W-L	Pct.	W-L	Pct.
Texas	17-3	.850	25-7	.781
Nebraska	16-4	.800	27-7	.794
Colorado	16-4	.800	22-9	.710
Texas A&M	15-5	.750	26-8	.765
Oklahoma	13-7	.650	20-13	.606
Kansas State	11-9	.550	20-13	.606
Texas Tech	10-10	.500	23-11	.676
Baylor	5-15	.250	15-19	.441
Missouri	4-16	.200	15-20	.429
Kansas	2-18	.100	9-24	.273
Iowa State	1-19	.005	10-23	.303

1998				
Team	W-L	Pct.	W-L	Pct.
Nebraska	19-1	.950	32-2	.941
Texas	18-2	.900	27-5	.844
Colorado	14-6	.700	22-8	.733
Texas A&M	13-7	.650	21-9	.700
Kansas State	12-8	.600	19-12	.613
Texas Tech	12-8	.600	23-11	.676
Baylor	7-13	.350	15-18	.455
Kansas	5-15	.250	15-17	.469
Missouri	5-15	.250	14-19	.424
Oklahoma	4-16	.200	10-22	.313
Iowa State	1-19	.005	3-29	.094

1999				
Team	W-L	Pct.	W-L	Pct.
Nebraska	17-3	.850	27-6	.818
Texas A&M	16-4	.800	28-6	.824
Texas	15-5	.750	22-8	.733
Kansas State	14-6	.700	21-9	.700
Baylor	13-7	.650	26-9	.743
Colorado	12-8	.600	18-12	.600
Kansas	8-12	.400	17-14	.548
Texas Tech	7-13	.350	18-15	.546
Missouri	4-16	.200	10-21	.323
Oklahoma	3-17	.150	8-22	.400
Iowa State	1-19	.005	3-24	.111

2000				
Team	W-L	Pct.	W-L	Pct.
Nebraska	20-0	1.000	34-0	1.000
Missouri	14-6	.700	24-7	.774
Kansas State	14-6	.700	22-9	.710
Texas A&M	14-6	.700	20-9	.690
Texas Tech	12-8	.600	24-9	.727
Colorado	12-8	.600	17-12	.586
Baylor	8-12	.400	16-15	.516
Texas	8-12	.400	10-18	.357
Kansas	6-14	.300	15-14	.517
Oklahoma	2-18	.100	7-21	.250
Iowa State	0-20	.000	2-27	.069

2001				
Team	W-L	Pct.	W-L	Pct.
Nebraska	20-0	1.000	31-2	.939
Texas A&M	16-4	.800	26-6	.812
Kansas State	15-5	.750	20-8	.714
Colorado	13-7	.650	19-11	.633
Missouri	10-10	.500	20-11	.645
Baylor	9-11	.450	18-12	.600
Texas Tech	9-11	.450	18-14	.562
Texas	9-11	.450	17-14	.548
Kansas	6-14	.300	16-15	.516
Oklahoma	2-18	.100	3-30	.091
Iowa State	1-19	.050	4-22	.154

2002				
Team	W-L	Pct.	W-L	Pct.
Nebraska	20-0	1.000	31-2	.939
Kansas State	16-4	.800	21-9	.700
Missouri	14-6	.700	26-8	.765
Texas	13-7	.650	23-9	.719
Texas A&M	12-8	.600	21-10	.677
Kansas	10-10	.500	19-10	.655
Colorado	9-11	.450	15-15	.500
Texas Tech	9-11	.450	14-15	.483
Oklahoma	4-16	.200	6-22	.214
Baylor	2-18	.100	9-22	.290
Iowa State	1-19	.050	10-22	.312

2003				
Team	W-L	Pct.	W-L	Pct.
Kansas State	18-2	.900	30-5	.857
Nebraska	17-3	.850	28-5	.848
Texas A&M	13-7	.650	23-10	.697
Colorado	13-7	.650	21-10	.677
Kansas	13-7	.650	22-11	.667
Missouri	12-8	.600	19-11	.633
Texas	10-10	.500	15-14	.517
Iowa State	4-16	.200	12-19	.387
Baylor	4-16	.200	12-22	.353
Texas Tech	3-17	.150	11-18	.379
Oklahoma	3-17	.150	11-21	.333

2004				
Team	W-L	Pct.	W-L	Pct.
Nebraska	20-0	1.00	30-2	.938
Texas	16-4	.800	26-5	.839
Missouri	14-6	.700	20-9	.690
Texas A&M	14-6	.700	19-9	.679
Kansas State	13-7	.650	20-11	.645
Kansas	9-11	.450	19-12	.613
Colorado	9-11	.450	14-14	.500
Texas Tech	6-14	.300	10-16	.385
Oklahoma	4-16	.200	12-17	.414
Baylor	4-16	.200	12-19	.387
Iowa State	1-19	.050	8-21	.276

2005				
Team	W-L	Pct.	W-L	Pct.
Nebraska	19-1	.950	33-2	.943
Texas	17-3	.850	24-5	.828
Missouri	16-4	.800	25-5	.833
Kansas State	11-9	.550	21-11	.656
Colorado	10-10	.500	15-13	.536
Texas A&M	9-11	.450	16-14	.533
Iowa State	9-11	.450	16-15	.516
Kansas	7-13	.350	15-15	.500
Baylor	6-14	.300	15-17	.469
Texas Tech	4-16	.200	11-20	.355
Oklahoma	2-18	.100	7-22	.241

2006				
Team	W-L	Pct.	W-L	Pct.
Nebraska	19-1	.950	33-1	.971
Oklahoma	17-3	.850	28-6	.824
Texas	16-4	.800	24-7	.774
Iowa State	12-8	.600	21-11	.656
Colorado	12-8	.600	17-12	.586
Missouri	11-9	.550	18-13	.581
Baylor	6-14	.300	18-15	.545
Texas A&M	5-15	.250	12-16	.429
Texas Tech	5-15	.250	12-17	.414
Kansas State	4-16	.200	12-18	.400
Kansas	3-17	.150	10-19	.345

2007				
Team	W-L	Pct.	W-L	Pct.
Nebraska	19-1	.950	30-2	.938
Texas	19-1	.950	27-4	.871
Kansas State	14-6	.700	23-9	.719
Oklahoma	13-7	.650	22-10	.688
Iowa State	11-9	.550	19-14	.576
Texas A&M	10-10	.500	21-10	.677
Missouri	10-10	.500	17-13	.567
Baylor	6-14	.300	14-17	.452
Kansas	6-14	.300	13-17	.433
Texas Tech	1-19	.050	7-22	.241
Colorado	1-19	.050	6-22	.214

2008				
Team	W-L	Pct.	W-L	Pct.
Nebraska	18-2	.900	31-3	.912
Texas	18-2	.900	29-4	.879
Kansas State	14-6	.700	24-8	.750
Iowa State	11-9	.550	22-13	.629
Texas A&M	11-9	.550	16-14	.533
Baylor	9-11	.450	18-13	.581
Oklahoma	8-12	.400	12-16	.429
Colorado	7-13	.350	13-16	.448
Kansas	7-13	.350	13-16	.448
Missouri	7-13	.350	13-17	.433
Texas Tech	0-20	.000	5-26	.161

2009				
Team	W-L	Pct.	W-L	Pct.
Texas	19-1	.950	29-2	.935
Iowa State	17-3	.850	27-5	.844
Nebraska	16-4	.800	26-7	.788
Baylor	11-9	.550	24-10	.706
Texas A&M	11-9	.550	20-11	.645
Oklahoma	11-9	.550	18-12	.600
Missouri	9-11	.450	18-14	.562
Kansas	8-12	.400	16-14	.533
Kansas State	6-14	.300	12-18	.400
Colorado	2-18	.100	7-22	.241
Texas Tech	0-20	.000	2-27	.069

2010				
Team	W-L	Pct.	W-L	Pct.
Nebraska	19-1	.950	29-3	.905
Texas	19-2	.900	27-6	.818
Iowa State	13-7	.650	20-9	.681
Oklahoma	13-7	.650	23-11	.676
Missouri	12-8	.600	22-11	.667
Baylor	9-11	.450	16-15	.516
Kansas	8-12	.400	17-14	.548
Texas A&M	7-13	.350	13-17	.433
Kansas State	6-14	.300	12-19	.387
Colorado	3-17	.150	6-20	.231
Texas Tech	2-18	.100	4-25	.138

2011				
Team	W-L	Pct.	W-L	Pct.
Texas	15-1	.938	25-5	.833
Iowa State	13-3	.813	25-6	.806
Texas A&M	11-5	.688	23-8	.742
Kansas State	9-7	.563	22-11	.667
Oklahoma	8-8	.500	21-12	.636
Missouri	7-9	.438	21-13	.618
Baylor	5-11	.313	18-15	.545
Kansas	3-13	.188	15-14	.517
Texas Tech	1-15	.063	15-17	.469

2012				
Team	W-L	Pct.	W-L	Pct.
Texas	15-1	.938	29-4	.879
Iowa State	13-3	.813	22-8	.733
Kansas	12-4	.750	26-7	.788
Oklahoma	10-6	.625	22-11	.667
Kansas State	8-8	.500	21-9	.700
Baylor	7-9	.438	20-12	.625
TCU	4-12	.250	15-14	.517
Texas Tech	3-13	.188	14-18	.438
West Virginia	0-16	.000	8-22	.267

2013				
Team	W-L	Pct.	W-L	Pct.
Texas	16-0	1.000	27-3	.900
Kansas	12-4	.750	25-8	.758
Oklahoma	11-5	.688	24-8	.750
Iowa State	11-5	.688	18-10	.643
Kansas State	6-10	.375	18-11	.621
West Virginia	5-11	.313	20-13	.606
TCU	4-12	.250	16-15	.516
Baylor	4-12	.250	12-20	.375
Texas Tech	3-13	.188	10-22	.313

2014				
Team	W-L	Pct.	W-L	Pct.
Texas	15-1	.938	27-3	.900
Kansas	10-6	.625	22-9	.710
Iowa State	10-6	.625	19-10	.655
Oklahoma	10-6	.625	20-11	.645
Kansas State	9-7	.563	22-9	.710
West Virginia	6-10	.375	16-14	.533

K-STATE ALL-TIME VS. AVCA TOP-25 TEAMS BY RANKING

RK	W	L	Pct.	Streak	Result/Last Time
1	0	11	.000	L11	L, 0-3 Texas, 11/23/13
2	1	14	.067	L2	L, 0-3 Texas, 10/21/15
3	0	11	.000	L11	L, 2-3 Texas, 11/1/17
4	1	12	.077	L8	L, 2-3 Kansas, 11/2/16
5	0	21	.000	L21	L, 0-3 at Texas, 11/7/18
6	1	9	.100	L2	L, 0-3 Wisconsin, 9/2/17
7	1	10	.091	L3	L, 1-3 at Texas, 11/19/16
8	1	12	.077	L8	L, 1-3 Texas, 11/12/11
9	0	8	.000	L8	L, 1-3 Kansas, 11/25/15
10	2	8	.200	L1	L, 3-0 vs Nebraska, 9/15/17
11	1	14	.067	L6	L, 1-3 at Kansas, 11/11/17
12	1	6	.143	L6	L, 2-3 Kansas, 9/24/17
13	2	7	.222	L3	L, 0-3 Iowa State, 11/16/11
14	3	4	.429	W1	W, 3-2 Cal Poly, 8/24/07
15	2	5	.286	L2	L, 1-3 Kansas, 9/23/15
16	2	11	.154	L6	L, 0-3 Iowa State, 10/5/11
17	0	6	.000	L6	L, 2-3 Florida State, 9/10/10
18	0	3	.000	L3	L, 0-3 Pepperdine, 12/9/11
19	2	6	.250	L2	L, 1-3 at Baylor, 11/15/17
20	2	1	.667	L1	L, 0-3 vs. Utah, 12/5/14
21	3	2	.600	L1	L, 1-3 at Kansas, 10/17/12
22	5	8	.385	W1	W, 3-1 Kansas, 10/17/18
23	6	7	.462	L2	L, 0-3 at Iowa State, 10/11/17
24	5	5	.500	W1	W, 3-0 at Baylor, 10/20/18
25	3	4	.429	L1	L, 1-3 Baylor, 10/14/17
Total	44	205	.177		

AVCA TOP 25-RANKED K-STATE VS. OPPONENTS BY RANKING

RK	W	L	Pct.	Streak	Result/Last Time
1					
2					
3					
4					
5	6	2	.750	L2	L, 1-3 Penn State, 12/12/03
6	2	0	1.000	W2	W, 3-0 Arkansas, 12/6/03
7	2	0	1.000	W2	W, 3-1 Colorado, 11/1/03
8	4	0	1.000	W4	W, 3-0 Baylor, 10/25/03
9	1	1	.500	W1	W, 3-0 Oklahoma, 9/27/03
10	2	0	1.000	W2	W, 3-0 Texas Tech, 9/20/03
11	1	1	.500	W1	W, 3-0, Neb.-Omaha, 9/22/12
12	13	3	.813	L1	L, 0-3 Texas, 11/24/07
13	5	2	.714	W1	W, 3-0 Texas Tech, 11/29/08
14	14	7	.667	W1	W, 3-2 Texas Tech, 10/20/12
15	13	7	.650	W2	W, 3-1 at Baylor, 9/29/12
16	14	7	.667	L1	L, 0-3 at #7 Texas, 11/2/12
17	14	9	.607	W1	W, 3-0 TCU, 11/10/12
18	9	6	.600	W1	W, 3-0 Colorado, 9/20/08
19	17	4	.809	W11	W, 3-0 vs #20 Dayton, 9/15/12
20	16	10	.615	L2	L, 1-3 at Texas Tech, 11/17/12
21	8	5	.615	W3	W, 3-0 vs Syracuse, 9/1/12
22	29	11	.725	L2	L, 1-3, at #5 Texas, 11/7/14
23	16	7	.696	L1	L, 0-3, at Baylor, 9/25/16
24	17	12	.568	L2	L, 1-3 Baylor, 9/13/06
25	25	10	.714	W4	W, 3-1 vs Southern Miss, 9/17/16
Total	228	104	.687		

LAST TIME...

Last Time vs. Top 25 Ranked Opponents

defeated a ranked opponent - home.....Oct. 17, 2018, #22 Kansas (3-1)
 defeated a ranked opponent - away.....Oct. 20, 2018, at #24 Baylor (3-0)
 defeated a ranked opponent - neutral site...Sept. 15, 2012, #20 Dayton (3-0)

lost to a ranked opponent - home.....Sept. 19, 2018, #5 Texas (2-3)
 lost to a ranked opponent - away.....Nov. 7, 2018, at #5 Texas (0-3)
 lost to a ranked opponent - neutral site.....Sept. 15, 2017, #10 Nebraska (0-3)

defeated a Top 10 opponent - home.....Nov. 15, 2003, #10 Nebraska (3-1)
 defeated a Top 10 opponent - away.....Aug. 27, 2016, #6 Hawaii (3-1)
 defeated a Top 10 opponent - neutral site...Sept. 14, 2012, #10 Minnesota (3-2)

lost to a Top 10 opponent - home.....Sept. 19, 2018, #5 Texas (2-3)
 lost to a Top 10 opponent - away.....Nov. 7, 2018, at #5 Texas (0-3)
 lost to a Top 10 opponent - neutral site.....Sept. 15, 2017, #10 Nebraska (0-3)

Last Time as Top 25 Ranked Team

defeated opponent - home.....Sept. 21, 2016, Iowa State (3-1)
 defeated opponent - away.....Sept. 16, 2016, Arkansas (3-0)
 defeated opponent - neutral site.....Sept. 17, 2016, Southern Miss (3-1)

lost to opponent - home.....Nov. 12, 2014, Kansas (0-3)
 lost to opponent - away.....Sept. 25, 2014, Baylor (0-3)
 lost to opponent - neutral site.....Nov. 29, 2012, Northern Iowa (0-3)

as a Top 10 team defeated opponent - home...Dec. 6, 2003, Arkansas (3-0)
 as a Top 10 team defeated opponent - away...Nov. 19, 2003, at Oklahoma (3-0)
 as a Top 10 team defeated opponent - neutral site.....never

as a Top 10 team lost opponent - home.....never
 as a Top 10 team lost to opponent - away.....Nov. 29, 2003, at #24 Texas (1-3)
 as a Top 10 team lost to opponent - neutral site.....Dec. 12, 2003, Penn State (1-3)

COACHES' POLL SUPERLATIVES

	All-Time	Last
Weeks Ranked:	172	Sept. 19, 2016
Most Weeks Ranked in a Season:	17	2003
Highest Ranking Ever:	5	Nov. 24, 2003
Weeks Ranked in Top 10:	10	Dec. 8, 2003
Times Ranked in Final Poll:	12	2011 (No. 22)
Highest Final Ranking:	11	2003

	Under Suzie Fritz (Since 2001)	Last
	126	Sept. 19, 2016
	17	2003
	5	Nov. 24, 2003
	10	Dec. 8, 2003
	8	2011 (No. 22)
	11	2003

1974 22-20-4 overall • 0-6 KAIWA Head Coach: Ann Heider

10/4	Fort Hays State	W	2-0	15-10, 15-8
10/4	Kansas	W	2-0	15-10, 15-10
10/4	Nebraska-Kearney	L	1-2	15-11, 4-15, 7-15
10/9	Washburn	W	2-0	15-8, 15-7
10/9	EKSC	W	2-0	17-15, 15-6
10/11	Tabor 'A'	W	2-0	15-1, 15-2
10/11	Tabor 'B'	W	2-0	15-3, 15-1
10/15	UMKC	W	2-1	15-6, 9-15, 15-9
10/15	Kansas	L	0-2	6-15, 5-15
10/18	Iowa	W	2-0	15-10, 15-4
10/19	Graceland	L	0-2	12-15, 11-13
10/19	NIACC	L	0-2	8-12, 8-15
10/19	Kansas	T	1-1	5-15, 15-8
10/19	Iowa Wesleyan	W	2-0	15-6, 15-8
10/19	Iowa	T	1-1	15-6, 10-12
10/22	Marymount	W	2-0	15-1, 15-5
10/22	Tabor	W	2-0	15-10, 15-5
10/22	Washburn	W	2-1	5-15, 7-15, 15-7
10/25	EKSC	W	2-1	15-7, 10-15, 15-7
10/25	Kansas	L	0-2	2-15, 11-15
10/25	Wichita State	W	2-1	15-10, 9-15, 15-12
10/26	Oklahoma State	L	0-2	13-15, 14-16
10/26	Cent. Missouri State	W	2-1	15-8, 5-15, 15-12
10/26	Fort Hays State	L	0-2	9-15, 5-15
10/31	Kansas	L	0-2	5-15, 6-15
11/1	EKSC	W	2-0	2-15, 11-15
11/6	Wichita State	W	2-1	15-8, 10-15, 15-6
11/9	Loma Vista	T	1-1	10-15, 15-10
11/9	Tulsa	L	0-2	4-15, 4-15
11/9	Max Pack	T	1-1	15-9, 9-15
11/9	Wichita Club	L	0-2	13-15, 12-15
11/9	Rob's Dairy	L	0-2	8-15, 4-15
11/16	Sterling	W	2-0	15-10, 15-9
11/16	Fort Hays State	W	2-0	19-17, 13-9
11/16	Kansas	L	1-2	13-15, 16-14, 8-15
11/21	William Penn (Iowa)	W	2-0	13-11, 15-11
11/21	Nebraska-Kearney	L	1-2	15-1, 7-15, 9-15
11/21	South Dakota State	W	2-1	14-16, 15-10, 15-3
11/22	Mayville State	W	2-0	14-11, 15-3
11/22	# Minnesota	L	0-2	4-15, 12-15
11/22	# Missouri	L	1-2	5-15, 16-14, 12-14
11/22	# Augsburg	L	0-2	12-15, 7-15
11/23	# SW Missouri State	L	0-2	7-15, 4-15
11/23	# Nebraska	L	1-2	15-1, 15-12, 7-15
11/23	# Graceland	L	0-2	14-16, 11-15

AIAW Region VI Tournament (Lincoln, Neb.)
2-game matches: 15-15-4; 2-1 Matches: 7-5

1975 2-36-1 overall Head Coach: Mary Phyl Dwight

10/4	Tulsa YMCA	L	0-2	0-15, 1-15
10/4	Tulsa	W	2-0	15-7, 15-2
10/4	Oklahoma	L	0-2	8-15, 5-15
10/10	Nebraska-Kearney	L	0-2	4-15, 9-15
10/10	at Fort Hays State	L	1-2	15-9, 1-15, 5-15
10/11	Drake	L	0-2	5-15, 13-15
10/11	Nebraska	L	0-2	2-15, 3-15
10/11	Fort Hays State	L	0-2	10-15, 4-15
10/11	Cent. Missouri State	L	0-2	2-15, 8-15
10/15	Augsburg	L	0-2	12-14, 15-17
10/15	Graceland	L	1-2	6-15, 15-13, 7-15
10/15	Kansas	L	0-2	11-15, 10-15
10/15	Nebraska-Kearney	L	0-2	10-15, 9-15
10/16	SW Missouri State	L	0-2	2-15, 3-15
10/16	Minnesota	L	0-2	4-15, 11-15
10/16	Nebraska	L	0-2	5-15, 1-15
10/22	Fort Hays State	L	0-2	12-15, 13-15
10/22	Wichita State	L	0-2	15-17, 12-15
10/22	Kansas	L	0-2	5-15, 15-17
10/25	Iowa	L	0-2	4-15, 8-15
10/25	Nebraska-Omaha	L	0-2	13-15, 6-15
10/28	Concordia	L	1-2	10-15, 14-10, 4-15
10/28	Creighton	L	0-2	6-15, 6-15
10/28	Nebraska-Omaha	L	0-2	8-15, 13-15
10/31	SW Missouri State	L	0-2	4-15, 0-15
10/31	Kansas	L	0-2	1-15, 11-15
11/1	Nebraska	L	0-2	1-15, 2-15
11/1	Illinois-Chicago	L	0-2	1-15, 4-15
11/1	Missouri	L	0-2	8-15, 10-15
11/1	Graceland	L	0-2	3-15, 4-15
11/5	Kansas	L	0-2	11-15, 2-15
11/5	Fort Hays State	L	1-2	5-15, 16-14, 6-15
11/5	Wichita State	L	0-2	7-15, 9-15
11/8	Max Pack	L	0-2	7-15, 12-15
11/8	Oklahoma	T	1-1	15-11, 11-15
11/8	Swain's MFA	L	0-2	11-15, 5-15
11/8	Kansas City JC	L	0-2	6-15, 4-15
11/8	Nebraska	L	0-2	7-15, 2-15
11/11	Tabor	W	2-0	15-7, 14-12

2-game matches: 2-32-1; 2-1 Matches: 0-4

1976 18-21 overall • 2-2 KAIWA Head Coach: Mary Phyl Dwight

9/22	Heston	W	3-0	15-2, 15-3, 15-4
9/22	Tabor	W	3-2	15-6, 13-15, 15-1, 7-15, 15-8
9/24	Nebraska-Omaha	L	1-3	10-15, 14-16, 15-10, 3-15
9/24	Iowa	L	1-3	10-15, 11-15, 15-4, 10-15
9/28	Wichita State	L	0-2	9-15, 9-15
9/28	UMKC	L	1-2	3-15, 15-11, 10-15
10/2	Cent. Missouri State	W	3-0	15-11, 15-6, 15-6

10/2	Nebraska	L	0-3	7-15, 9-15, 7-15
10/6	Fort Hays State	W	2-0	15-11, 17-15
10/6	UMKC	L	0-2	9-15, 13-15
10/8	! Texas Wesleyan	W	2-0	17-8, 15-8
10/8	! Oklahoma State	W	2-1	11-13, 15-2, 12-7
10/9	! Central Oklahoma	L	1-2	15-9, 13-15, 11-15
10/9	! Wichita State	W	2-0	17-15, 10-6
10/9	! Tulsa	W	2-1	16-18, 15-9, 15-3
10/12	Nebraska	L	1-3	14-16, 6-15, 16-14, 3-15
10/12	Nebraska-Omaha	L	2-3	7-15, 15-7, 11-15, 15-9, 0-15
10/16	Bethany	W	2-1	15-7, 14-16, 15-8
10/16	Bethel	L	0-2	5-15, 8-15
10/18	Pittsburg State	W	2-0	15-5, 15-7
10/18	Emporia State	W	2-1	14-16, 15-7, 13-9
10/20	Wichita State	W	2-0	15-5, 15-9
10/20	Kansas	L	1-2	15-8, 9-15, 3-15
10/23	NW Missouri State	W	2-0	15-4, 15-3
10/23	Cent. Missouri State	L	1-2	13-11, 8-15, 7-15
10/26	Nebraska-Omaha	L	2-2	10-15, 15-10, 15-17, 5-15
10/26	Missouri Western	L	0-2	9-11, 3-15
10/29	# Kansas	L	1-2	15-5, 14-16, 12-15
10/29	# Oklahoma	L	0-2	9-15, 13-15
10/29	# Iowa State	W	2-0	15-11, 15-8
10/30	# Missouri	L	1-2	15-3, 6-11, 4-15
10/30	# Nebraska	L	0-2	12-15, 9-15
10/30	# Oklahoma State	W	2-0	15-7, 15-9
11/9	Wichita State	L	1-2	10-15, 15-10, 8-15
11/9	Kansas	W	2-1	6-15, 15-11, 15-4
11/13	& Lincoln Club	W	2-0	15-2, 15-4
11/13	& Nebraska JV	L	0-2	6-15, 6-15
11/13	& Nebraska-Omaha	W	2-0	17-15, 15-11
11/13	& Nebraska	L	0-2	12-15, 13-15

! Oklahoma State Invitational (Stillwater, Okla.); # Big Eight Tournament (Ames, Iowa); & Nebraska Invitational (Lincoln, Neb.)
2-game matches: 10-8; 3-0 Matches: 2-1; 2-1 Matches: 5-7;
4-game Matches: 0-4; 5-game matches: 1-1

1977 49-18-1 overall • 3-1 KAIWA Home: 14-3-1 • Away: 13-1 • Neutral: 22-14 AIAW National Tournament Head Coach: Mary Phyl Dwight Assistant Coach: Ron Spies

9/17	at Wichita State	W	3-2	8-15, 15-13, 13-15, 15-5, 16-14
9/21	at Kansas	W	3-2	15-7, 7-15, 15-12, 15-1, 15-4
9/23	! UMKC	W	2-0	16-14, 15-8
9/23	! Graceland	W	2-0	13-10, 15-9
9/23	! Mo. Southern	W	2-0	15-5, 15-7
9/24	! Emporia State	T	1-1	15-12, 13-15
9/24	! Northern Iowa	W	2-0	15-6, 15-8
9/24	! Graceland	W	2-0	15-9, 15-11
9/24	! Emporia State	W	2-0	15-9, 15-8
9/27	Washburn	W	3-0	15-10, 15-6, 15-6
9/30	Nebraska-Omaha	W	2-0	15-5, 15-4
9/30	William Jewell	W	2-0	16-14, 15-6
10/5	Fort Hays State	W	3-0	15-10, 15-2, 15-9
10/5	Fort Hays State	W	2-0	17-15, 15-3
10/7	& Benedictine	W	2-0	14-12, 13-11
10/7	& Stephens	W	2-0	15-3, 15-3
10/7	& at Missouri-St. Louis	W	2-1	6-15, 13-9, 15-10
10/8	& at St. Louis	W	2-0	15-9, 15-10
10/8	& Kansas	W	2-0	15-2, 13-11
10/8	& Florissant Valley	L	0-2	14-16, 10-15
10/10	Nebraska	L	2-3	16-14, 10-15, 0-15, 15-9, 12-15
10/11	Wichita State	W	3-1	15-1, 13-15-7, 15-0
10/15	* North Dakota	W	2-0	12-10, 15-6
10/15	* Simpson	W	2-0	15-4, 15-1
10/15	* at Graceland B	W	2-0	8-3, 12-7
10/15	* Augsburg	W	2-0	15-5, 14-12
10/15	* at Graceland	W	2-0	15-0, 15-10
10/15	* UMKC	L	1-2	10-15, 15-3, 12-15
10/22	at Cent. Missouri St.	W	3-2	7-15, 15-12, 15-3, 14-16, 15-11
10/25	at Wichita State	L	2-3	10-15, 8-15, 15-7, 15-8, 13-15
10/26	Nebraska	L	1-2	0-15, 15-1, 3-15
10/26	at Nebraska-Omaha	W	2-1	11-15, 15-7, 15-7
10/28	# Nebraska	L	0-2	3-15, 12-15
10/28	# Missouri	L	0-2	11-15, 6-15
10/28	# Iowa State	L	1-2	15-9, 8-15, 13-15
10/28	# Kansas	L	0-2	3-15, 7-15
10/28	# Oklahoma State	W	2-0	15-7, 15-6
10/28	# at Oklahoma	W	2-0	15-10, 15-8
10/31	Bethany	W	2-0	15-3, 15-13
11/3	Mo. Western	L	1-2	8-15, 15-4, 14-16
11/3	at UMKC	W	2-0	15-10, 15-4
11/5	* Missouri	W	2-0	15-8, 15-12
11/5	* Wichita State	W	2-0	15-4, 15-8
11/5	* K.C. Jewish CC	W	2-0	15-12, 15-11
11/5	* Lincoln Club	W	2-0	15-12, 15-2
11/5	* Wichita Club	W	2-1	15-12, 10-15, 15-13
11/5	* at Kansas	W	2-0	15-12, 15-9
11/7	Kansas	W	3-0	15-10, 15-10, 15-11
11/12	@ Oklahoma	L	0-2	8-15, 13-15
11/12	@ Cameron	W	2-0	15-3, 15-8
11/12	@ at Oral Roberts	W	2-1	15-13, 12-15, 15-11
11/12	@ Oklahoma State	W	2-0	15-12, 18-16
11/12	@ at Tulsa	W	2-0	15-8, 15-10
11/12	@ Oklahoma	L	0-1	14-16
11/12	@ Oral Roberts	L	0-1	14-16
11/17	* Missouri-St. Louis	W	2-1	15-7, 3-15, 15-3
11/17	* Minnesota	W	2-0	15-8, 15-12
11/17	* Nebraska-Omaha	W	2-0	15-5, 15-4
11/17	* Drake	W	2-0	15-8, 15-8
11/17	* SW Missouri State	W	2-0	16-14, 16-14
11/17	* St. Cloud State	W	3-1	13-15, 15-5, 15-9, 15-7
11/17	* Missouri-St. Louis	W	3-0	15-9, 15-2, 15-3
12/8	* SW Missouri State	L	0-3	5-15, 3-15, 9-15
12/8	* Illinois State	L	0-2	6-15, 2-15
12/8	* Arizona	L	0-2	11-15, 7-15
12/8	* Houston	L	0-2	12-15, 8-15
12/8	* Mississippi	W	2-0	15-13, 15-4
12/8	* USC	L	0-2	1-15, 1-15

! KSU Invitational (Manhattan, Kan.); & St. Louis Invitational (St. Louis, Mo.);
^ Graceland College Invitational (Lamoni, Iowa); # Big Eight Tournament (Norman, Okla.); * Kansas Invitational (Lawrence, Kan.); @ Oral Roberts Invitational (Tulsa, Okla.); % AIAW Region VI Tournament (Grand Forks, N.D.); \$ AIAW National Tournament (Provo, Utah)
2-game matches: 35-9-1; 3-0 matches: 4-1; 2-1 matches: 5-4;
4-game matches: 2-0; 5-game matches: 3-2

1978 39-16-2 Overall • 4-1 KAIWA Home: 14-3-2 • Away: 5-0 • Neutral: 20-13 Head Coach: Mary Phyl Dwight Assistant Coach: Ron Spies

9/18	Tabor	W	3-1	13-15, 15-7, 15-11, 15-5
9/18	Marymount	W	3-0	15-11, 15-2, 15-12
9/18	at Bethany	W	3-0	15-6, 16-14, 15-8
9/19	Fort Hays State	W	2-0	15-5, 15-5
9/19	Benedictine	W	2-0	15-6, 15-12
9/22	! Mo. Western	W	2-0	15-1, 15-3
9/22	! Mo. Southern	T	1-1	15-8, 8-15
9/22	! Emporia State	W	2-0	15-3, 15-8
9/22	! Colorado State	W	2-0	15-8, 16-14
9/22	! No. Colorado	T	1-1	11-15, 15-7
9/23	! Iowa State	W	2-0	15-3, 15-3
9/23	! NW Mo. State	W	2-0	15-5, 15-2
9/23	! Mo. Western	W	2-0	15-4, 15-13
9/23	! No. Colorado	L	0-2	6-15, 7-15
9/26	UMKC	W	2-1	11-15, 15-12, 15-8
9/26	Missouri	W	2-0	15-11, 16-14
9/29	& Waterloo	L	0-2	14-16, 6-15
9/29	& Iowa State	W	2-0	15-6, 15-1
9/30	& Illinois State	L	0-2	9-15, 6-15
9/30	& Minnesota	L	0-2	15-6, 12-15
10/4	Kansas	W	2-1	5-12, 15-13, 15-9
10/6	* Principia	W	2-0	15-3, 15-10
10/6	* Dayton	L	1-2	11-15, 15-6, 12-15
10/6	* SE Missouri State	W	2-0	15-5, 15-5
10/7	* at Missouri-St. Louis	W	2-0	16-14, 15-9
10/7	* Eastern Illinois	L	0-3	7-15, 13-15, 7-15
10/10	Cent. Mo. St	W	3-1	12-15, 15-7, 15-8, 15-12
10/13	Nebraska-Omaha	W	3-1	15-1, 15-11, 12-15, 16-14
10/17	Wichita State	W	3-2	15-10, 4-15, 13-5, 11-15, 15-12
10/24	Mo. Western	L	1-3	15-8, 9-15, 15-9, 14-16, 8-15
10/24	William Jewell	W	2-0	15-3, 15-8
10/27	* Nebraska	L	1-2	15-3, 9-15, 8-15
10/27	* Oklahoma State	W	2-0	15-8, 15-6
10/27	* Iowa State	L	1-2	15-6, 7-15, 14-16
10/27	* Missouri	L	1-2	15-1, 7-15, 6-15
10/28	* Oklahoma	W	2-0	16-14, 15-9
10/28	* at Kansas	W	2-1	15-12, 14-16, 15-13
11/1	at Wichita State	W	3-0	15-5, 15-8, 15-13
11/4	^ Hawk Valley	W	2-0	15-1, 15-8
11/4	^ Showdotz!	W	2-0	15-4, 16-14
11/4	^ Nebraska-Omaha	W	2-0	15-7, 15-5
11/4	^ Lincoln Club	W	2-0	15-7, 15-8
11/4	^ at Kansas	W	2-0	15-12, 15-8
11/4	^ Nebraska JV	W	2-0	15-5, 17-15
11/8	Kansas	L	0-3	4-15, 11-15, 8-15
11/8	Kansas	W	3-2	15-6, 6-15, 15-10, 14-16, 15-7
11/11	at Oklahoma State	W	2-0	15-8, 15-7
11/11	^ East Texas State	W	2-0	15-13, 15-10
11/11	^ Tulsa	W	2-0	15-6, 15-4
11/11	^ Oklahoma	L	1-2	15-10, 12-15, 4-15
11/11	^ Oklahoma State	W	2-0	15-10, 15-11
11/16	* Missouri	W	2-1	9-15, 15-6, 15-5
11/16	* Minnesota	L	0-2	6-15, 11-15
11/16	* Nebraska-Omaha	W	2-0	15-0, 15-11
11/17	* Northern Iowa	L	1-2	15-3, 12-15, 8-15
11/17	* Cent. Missouri State	L	1-2	10-15, 15-7, 3-15
11/17	* SW Missouri State	L	0-2	10-15, 4-15

10/12	& Houston	L	0-2	4-15, 5-15
10/13	& Ohio State	W	2-0	17-15, 15-12
10/13	& North Texas	L	0-2	8-15, 10-15
10/17	Wichita State	W	3-0	15-11, 15-8, 15-7
10/20	* UMKC	W	2-0	15-13, 15-7
10/20	* Missouri-JV	W	2-0	15-13, 15-6
10/20	* Northern Iowa	W	2-0	15-11, 15-4
10/20	* Memphis State	T	1-1	15-7, 9-15
10/21	* Harris-Stowe	W	2-0	15-1, 15-9
10/21	* Jefferson County CC	W	2-0	17-15, 15-13
10/21	* Memphis State	W	2-1	10-15, 15-4, 15-9
10/23	Johnson Co. CC	W	3-0	15-3, 15-10, 15-12
10/23	Johnson Co. CC	W	3-0	15-0, 15-4, 15-7
10/26	# at Kansas	W	2-0	15-2, 15-12
10/26	# Missouri	L	0-2	13-15, 12-15
10/26	# Oklahoma	L	0-2	13-15, 15-7
10/27	# Iowa State	L	0-3	10-15, 6-15, 14-16
10/27	# at Kansas	W	3-0	15-10, 15-10, 15-7
10/31	Kansas	W	3-1	8-15, 15-11, 15-6, 15-13
11/10	+ Arnel's Club	T	1-1	7-15, 15-10
11/10	+ Wichita Club	W	2-0	15-12, 15-4
11/10	+ Joe Davis Bar	W	2-0	15-6, 15-5
11/10	+ Nebraska Wesleyan	W	2-0	15-0, 15-0
11/10	+ Arnel's Club	W	2-1	15-12, 12-15, 16-14
11/10	at Kansas	L	0-2	7-15, 8-15
11/15	% Missouri	W	3-1	15-8, 15-5, 10-15, 15-12
11/15	% Nebraska	L	1-3	12-15, 10-15, 15-10, 4-15
11/16	% Iowa State	W	3-1	15-2, 17-15, 10-15, 15-9
11/16	% Minnesota	L	1-3	9-15, 7-15, 15-6, 9-15

! KSU Invitational (Manhattan, Kan.); @ SW Missouri State Quad-rangular (Springfield, Mo.); * Nebraska Invitational (Lincoln, Neb.); & Houston Invitational (Houston, Texas); * Missouri Invitational (Columbia, Mo.); # Big Eight Tournament (Lawrence, Kan.); + Kansas Invitational (Lawrence, Kan.); % AIAW Region VI Tournament (Lincoln, Neb.)
2-game matches: 20-12-3; 3-0 matches: 5-1; 2-1 matches: 7-1; 4-game matches: 3-2; 5-game matches: 0-0

12-23 overall • 2-3 KAIW Home: 4-5 • Away: 1-6 • Neutral: 7-12 Head Coach: Scott Nelson

9/12	! Drake	L	0-2	9-15, 9-15
9/12	! Nebraska-Omaha	W	2-0	15-9, 15-7
9/13	! N. Dakota State	W	2-0	15-9, 15-2
9/13	! Benedictine	W	2-0	15-4, 16-14
9/13	! Iowa State	L	1-2	7-15, 11-11, 8-15
9/17	at Kansas	L	2-3	11-15, 15-10, 4-15, 15-4, 10-15
9/19	^ at Oral Roberts	L	0-2	8-15, 8-15
9/19	^ West Texas State	L	1-2	14-16, 18-16, 8-15
9/19	^ Indiana State	W	2-1	16-14, 13-15, 15-3
9/20	* Tulane	W	2-1	7-15, 15-3, 15-12
9/20	* Texas Lutheran	L	1-2	11-15, 15-7, 9-15
9/26	& SW Missouri State	L	0-2	5-15, 0-15
9/26	& Oklahoma	L	0-2	15-17, 12-15
9/27	& Iowa State	W	2-1	15-7, 8-15, 15-11
9/27	& Minnesota	L	0-2	7-15, 7-15
10/7	at Nebraska-Omaha	L	0-2	4-15, 14-16
10/7	at Creighton	L	0-2	7-15, 7-15
10/14	Wichita State	W	2-0	15-6, 15-4
10/14	Nebraska	L	0-2	4-15, 9-15
10/17	% SW Missouri State	L	0-2	10-15, 10-15
10/17	% Drake	W	2-1	15-13, 14-16, 15-10
10/18	% St. Cloud State	W	2-0	15-8, 15-5
10/18	% at Minnesota	L	1-2	4-15, 17-15, 10-15
10/24	# Oklahoma State	W	2-1	11-15, 15-8, 15-10
10/24	# Iowa State	L	0-2	11-15, 13-15
10/24	# Oklahoma	L	0-2	6-15, 9-15
10/25	% Kansas	L	1-3	0-15, 15-10, 15-17, 8-15
10/25	% Missouri	L	1-2	15-9, 4-15, 11-15
10/27	Creighton	L	0-2	8-15, 3-15
10/27	at Wichita State	W	2-0	15-7, 15-13
11/5	Kansas	L	0-3	14-16, 8-15, 6-15
11/7	* Western Illinois	L	2-3	12-15, 15-7, 13-15, 6-15, 4-15
11/7	* at Iowa State	L	0-3	4-15, 9-15, 4-15
11/8	* Simpson	W	3-1	15-6, 13-15, 15-2, 15-7
11/8	* Western Illinois	L	1-3	15-4, 14-16, 13-15, 7-15

! KSU Invitational (Manhattan, Kan.); ^ Oral Roberts Invitational (Tulsa, Okla.); & Nebraska Invitational (Lincoln, Neb.); * Minnesota Invitational (Minneapolis, Minn.); # Big Eight Tournament (Lincoln, Neb.); * Iowa State Invitational (Ames, Iowa)
2-game matches: 6-12; 3-0 matches: 0-2; 2-1 matches: 5-5; 4-game matches: 1-2; 5-game matches: 0-2

16-23-1 overall Home: 9-8-1 • Away: 1-4 • Neutral: 6-11 Head Coach: Scott Nelson Assistant Coach: Bill Fritsch

9/5	at Nebraska	L	0-3	5-15, 4-15, 11-15
9/11	! Emporia State	W	2-0	15-8, 15-5
9/11	! UMKC	W	2-0	15-9, 15-4
9/11	! Missouri	L	0-2	10-15, 11-15
9/11	! Northern Iowa	T	1-1	13-15, 15-6
9/12	! Doane	W	2-1	5-15, 15-5, 15-8
9/12	! N. Dakota State	W	2-0	15-6, 16-14
9/12	! Kansas	L	0-2	13-15, 13-15
9/17	Washburn	W	2-0	15-1, 15-4
9/17	Bethel	W	2-0	15-6, 15-7
9/25	* SW Missouri State	L	0-2	4-15, 12-15
9/25	* Minnesota	L	0-2	6-15, 9-15
9/26	* Kansas	W	2-0	15-13, 15-5
9/26	* Iowa State	L	1-2	12-15, 15-3, 3-15
9/29	Bethel	W	3-0	15-6, 15-10, 15-4
10/5	Kansas	L	2-3	15-10, 14-16, 17-15, 0-15, 10-15
10/9	% Texas	L	1-3	9-15, 15-11, 0-15, 3-15
10/9	% Oklahoma	L	1-3	16-14, 14-16, 11-15, 9-15

10/9	% Texas A&M	L	1-3	11-15, 13-15, 17-15, 6-15
10/10	% Central Florida	W	3-2	15-13, 10-15, 15-11, 4-15, 15-7
10/10	% Minnesota	L	1-3	10-15, 11-15, 17-15, 0-15
10/13	Nebraska	L	2-3	14-16, 15-5, 5-15, 15-4, 4-15
10/16	& Nebraska	L	1-2	3-15, 16-14, 5-15
10/16	& Texas	L	0-2	4-15, 5-15
10/17	& Kansas	W	2-0	15-11, 15-13
10/17	& Tennessee	L	0-2	6-15, 5-15
10/17	& at Oral Roberts	L	0-2	11-15, 6-15
10/21	at Kansas	W	3-0	17-15, 16-14, 15-13
10/28	at Nebraska	L	0-3	5-15, 10-15, 5-15
11/6	@ Missouri	L	0-2	13-15, 13-15
11/6	@ Drake	W	2-0	16-14, 15-13
11/6	@ Marquette	W	2-1	6-15, 16-14, 15-9
11/7	@ St. Louis	W	2-0	15-9, 17-15
11/7	@ at Iowa State	L	1-3	15-9, 1-15, 9-15, 3-15
11/7	@ Drake	L	0-2	12-15, 1-15
11/13	# Kansas	L	0-2	15-17, 2-15
11/13	# Nebraska	L	0-2	12-15, 1-15
11/13	# Iowa State	W	3-2	4-15, 15-11, 9-15, 15-13, 15-1
11/14	# Nebraska	L	0-3	6-15, 11-15, 4-15
11/14	# Oklahoma	W	2-0	15-13, 15-3

! KSU Invitational (Manhattan, Kan.); * Husker Invitational (Lincoln, Neb.); % Texas Longhorn Classic (Austin, Texas); & Oral Roberts Invitational (Tulsa, Okla.); @ Cyclone Invitational (Ames, Iowa); # Big Eight Tournament (Manhattan, Kan.)
2-game matches: 10-11-1; 3-0 matches: 2-3; 2-1 matches: 2-2; 4-game matches: 0-5; 5-game matches: 2-2

15-15 overall • 4-6 Big Eight (Fourth) Home: 7-4 • Away: 4-6 • Neutral: 4-5 Head Coach: Scott Nelson Assistant Coach: Bill Fritsch

9/2	Fort Hays State	W	3-2	2-15, 15-11, 15-7, 11-15, 15-8
9/10	! Doane	W	2-0	15-4, 15-3
9/10	! UMKC	W	2-0	15-6, 15-13
9/11	! N. Dakota State	W	2-1	9-15, 15-10, 15-6
9/11	! Oral Roberts	L	0-2	2-15, 11-15
9/16	* at Oklahoma	L	0-3	12-15, 8-15, 10-15
9/17	at Oklahoma City	W	3-1	15-3, 13-15, 15-5, 15-11
9/24	* Missouri	L	1-3	7-15, 2-15, 15-10, 12-15
9/28	at Bethel	W	3-0	15-8, 15-10, 18-16
10/7	* at Missouri	L	0-3	15-17, 0-15, 14-16
10/8	% Bradley	W	3-1	20-18, 11-15, 15-12, 15-5
10/8	% SW Missouri State	L	1-3	15-12, 8-15, 9-15, 7-15
10/9	% Southern Illinois	L	1-3	15-11, 9-15, 3-15, 12-15
10/15	& Northern Colorado	W	2-1	15-4, 12-15, 15-12
10/15	& at Tulsa	W	2-0	15-4, 15-7
10/15	& at Oral Roberts	L	0-2	9-15, 5-15
10/15	& Texas Lutheran	L	0-2	14-16, 12-15
10/16	& Iowa State	W	2-0	15-6, 15-13
10/16	& Texas Tech	W	2-0	15-8, 15-10
10/16	& Texas Lutheran	L	0-2	11-15, 14-16
10/16	& Kansas	L	0-2	5-15, 8-15
10/22	* Oklahoma	W	3-2	13-15, 8-15, 15-12, 15-10, 15-12
10/23	* at Iowa State	W	3-0	15-13, 15-13, 15-4
10/26	* Nebraska	L	0-3	3-15, 13-15, 6-15
10/28	* at Kansas	W	3-0	15-0, 15-6, 15-11
11/5	* Iowa State	L	0-3	10-15, 11-15, 12-15
11/6	at Minnesota	L	1-3	13-15, 15-12, 3-15, 13-15
11/9	* at Nebraska	L	0-3	6-15, 7-15, 13-15
11/12	* Kansas	W	3-1	7-15, 15-2, 15-8, 15-0
11/19	# Oklahoma	L	1-3	12-15, 13-15, 15-8, 9-15

* Big Eight Conference match; ! KSU Invitational (Manhattan, Kan.); % Missouri Invitational (Columbia, Mo.); & Oral Roberts Invitational (Tulsa, Okla.); # Big Eight Tournament (Columbia, Mo.)
2-game matches: 5-5; 3-0 matches: 3-5; 2-1 matches: 2-0; 4-game matches: 3-5; 5-game matches: 2-0

1983 19-15 overall • 2-8 Big Eight (Fifth) Home: 8-6 • Away: 5-4 • Neutral: 6-5 Head Coach: Scott Nelson Assistant Coaches: Ginger Mayson & Jenny Koehn

9/2	at Fort Hays State	W	3-0	15-3, 15-5, 15-7
9/8	Wichita State	W	3-0	15-11, 15-12, 16-14
9/9	! No. Illinois	W	2-1	15-6, 13-15, 15-7
9/9	! South Dakota	W	2-0	15-5, 15-3
9/9	! Wichita State	W	2-0	16-14, 15-11
9/10	! Bethel	W	2-0	15-8, 15-6
9/10	! Wyoming	L	1-2	15-12, 12-15, 11-15
9/16	% Washington	W	3-1	16-14, 12-15, 15-8, 15-10
9/16	% at Wyoming	L	0-3	7-15, 6-15, 6-15
9/17	% Montana State	L	0-3	2-15, 13-15, 11-15
9/17	% Idaho	L	0-3	10-15, 7-15, 7-15
9/20	at Bethel	W	3-0	16-14, 15-10, 15-6
9/23	* Kansas	W	3-0	15-6, 15-10, 15-13
9/28	* at Nebraska	L	0-3	5-15, 4-15, 10-15
9/30	at Oklahoma City	W	3-0	15-2, 15-3, 15-2
10/1	* at Oklahoma	L	0-3	11-15, 11-15, 5-15
10/8	* Iowa State	L	2-3	9-15, 13-15, 15-12, 15-11, 13-15
10/12	* Missouri	L	0-3	9-15, 9-15, 10-15
10/14	* Oklahoma	W	2-0	15-12, 15-13
10/14	* Texas Lutheran	L	1-2	17-19, 16-14, 7-15
10/14	* Texas Tech	L	0-2	15-17, 6-15
10/15	* Tulsa	W	2-0	16-14, 15-4
10/15	* West Texas State	W	3-0	15-11, 15-11
10/15	* Texas Tech	W	2-0	15-11, 15-12
10/15	* Texas Lutheran	W	3-0	15-4, 15-8
10/18	Fort Hays State	W	3-0	15-3, 15-8, 15-6
10/21	* at Missouri	L	1-2	15-17, 4-15, 6-15
10/22	at UMKC	W	3-0	15-5, 15-12, 16-14
10/28	* Oklahoma	L	1-3	13-15, 16-14, 13-15, 9-15
11/1	* Nebraska	L	0-3	5-15, 8-15, 11-15
11/2	Bethel	W	3-1	15-2, 11-15, 15-3, 15-8
11/5	* Iowa State	L	1-3	10-15, 2-15, 15-9, 11-15

11/10	* at Kansas	W	3-2	15-7, 15-9, 12-15, 13-15, 15-2
11/18	# at Iowa State	L	2-3	11-15, 12-15, 15-5, 15-9, 8-15

* Big Eight Conference match; ! KSU Invitational (Manhattan, Kan.); % Wyoming Invitational (Laramie, Wyo.); ^ Oral Roberts Tournament (Tulsa, Okla.); # Big Eight Tournament (Ames, Iowa)
2-game matches: 6-1; 3-0 matches: 9-7; 2-1 matches: 1-3; 4-game matches: 2-2; 5-game matches: 1-2

1984 19-14 overall • 2-8 Big Eight (Fifth) Home: 9-5 • Away: 3-6 • Neutral: 7-3 Head Coach: Scott Nelson Assistant Coach: Ginger Mayson

9/8	at Wichita State	W	3-0	15-0, 15-9, 15-3
9/14	! Wichita State	W	3-1	15-9, 15-11, 10-15, 15-7
9/14	! Wisconsin	W	3-2	13-15, 15-7, 15-3, 4-15, 16-14
9/15	! Drake	W	3-2	15-10, 13-15, 15-1, 11-15, 15-11
9/15	! Drake	L	2-3	15-13, 6-15, 15-1, 14-16, 14-16
9/18	Bethel	W	3-0	15-4, 15-2, 15-4
9/20	at St. Louis	W	3-0	15-4, 15-2, 15-4
9/21	% Butler	W	3-0	15-10, 15-12, 15-12
9/22	% Valparaiso	W	3-0	15-3, 15-4, 15-10
9/22	% at Ball State	W	3-0	15-6, 15-7, 15-13
9/25	* Kansas	W	3-1	15-5, 5-15, 15-7, 15-5
9/28	@ Iowa State	L	1-3	13-15, 13-15, 15-11, 8-15
9/28	@ UC-Irvine	L	0-3	14-16, 7-15, 11-15
9/29	@ at Oklahoma	L	1-3	5-15, 15-5, 3-15, 3-15
9/29	@ North Texas	W	3-2	15-10, 15-17, 12-15, 15-5, 15-6
10/3	* Nebraska	L	0-3	7-15, 9-15, 5-15
10/5	* Iowa State	L	1-3	8-15, 10-15, 15-10, 6-15
10/9	at Missouri	L	0-3	6-15, 3-15, 9-15
10/12	^ at Oral Roberts	L	0-3	8-15, 8-15, 8-15
10/12	^ West Texas State	L	0-3	5-15, 3-15, 7-15
10/12	^ Texas Lutheran	W	3-2	15-7, 8-15, 8

1986 12-17 overall • 2-8 Big Eight (Sixth) Home: 7-5 • Away: 2-8 • Neutral: 3-4 Head Coach: Scott Nelson

9/5	! NE Louisiana	W	3-1	13-15, 15-11, 15-10, 15-6
9/6	! Missouri	W	3-1	15-7, 2-15, 15-13, 15-4
9/6	! Northwestern	L	1-3	3-15, 15-13, 2-15, 9-15
9/12	* Drake	W	3-1	15-6, 13-15, 15-12, 15-7
9/12	* Kansas	L	1-3	13-15, 15-11, 9-15, 9-15
9/13	* Wichita State	W	3-2	16-14, 10-15, 12-15, 15-2, 15-13
9/19	% Ohio State	L	0-3	9-15, 9-15, 3-15
9/20	% at New Mexico St.	L	0-3	10-15, 2-15, 5-15
9/20	% Texas Tech	L	1-3	17-19, 15-13, 8-15, 6-15
9/24	Oral Roberts	W	3-2	15-9, 8-15, 16-14, 7-15, 15-8
9/26	* at Iowa State	L	0-3	12-15, 3-15, 10-15
9/27	at Drake	W	3-2	14-16, 15-5, 15-13, 10-15, 15-6
10/1	* at Kansas	L	1-3	15-13, 14-16, 6-15, 6-15
10/3	& at SW Missouri St.	L	0-3	8-15, 2-15, 4-15
10/4	& Louisville	W	3-0	15-8, 15-9, 15-7
10/4	& Kansas	L	1-3	6-15, 15-12, 12-15, 11-15
10/10	* Missouri	L	2-3	15-12, 10-15, 10-15, 15-10, 7-15
10/11	* Iowa State	W	3-2	15-8, 15-12, 3-15, 13-15, 15-11
10/20	* Kansas	W	3-2	9-15, 15-12, 15-12, 11-15, 15-9
10/22	* Nebraska	L	0-3	1-15, 5-15, 6-15
10/24	@ at Wichita State	W	3-2	12-15, 15-0, 12-15, 13-15, 15-13
10/25	@ Colorado	W	3-0	15-5, 15-5, 15-1
10/25	@ Tulsa	W	3-1	7-15, 15-11, 15-4, 15-4
10/31	* Oklahoma	L	2-3	15-10, 15-15, 15-9, 7-15, 10-15
11/4	* at Nebraska	L	0-3	5-15, 3-15, 5-15
11/7	* at Oklahoma	L	1-3	14-16, 15-8, 10-15, 11-15
11/8	at Oral Roberts	L	1-3	8-15, 15-13, 13-15, 12-15
11/12	* at Missouri	L	0-3	12-15, 13-15, 13-15
11/21	# Kansas	L	2-3	15-10, 7-15, 3-15, 15-12, 13-15

* Big Eight Conference match; ! Pepsi / KSU Invitational (Manhattan, Kan.); * KSU Invitational (Manhattan, Kan.); % Quality Inn Classic (Las Cruces, N.M.) & Autumn Classic (Springfield, Mo.); @ Wichita State Invitational (Wichita, Kan.) # Big Eight Tournament (Kansas City, Mo.)
3-game matches: 2-7; 4-game matches: 4-7; 5-game matches: 6-3

1987 17-11 overall • 5-7 Big Eight (Fifth) Home: 6-4 • Away: 6-4 • Neutral: 5-3 Head Coach: Scott Nelson Assistant Coach: Michael Denardo

9/2	UMKC	W	3-0	15-0, 15-1, 15-1*
9/5	Drake	W	3-1	15-13, 15-5, 15-3
9/8	Oral Roberts	W	3-1	15-9, 12-15, 15-12
9/11	! Arizona	L	0-3	3-15, 2-15, 11-15
9/12	! at Colorado State	L	0-3	7-15, 7-15, 6-15
9/12	! Purdue	L	2-3	12-15, 15-10, 9-15, 19-17, 15-17
9/16	Michigan State	W	3-1	15-11, 8-15, 15-12, 17-15
9/18	& at Oral Roberts	W	3-1	15-12, 9-15, 15-4, 15-10
9/19	& Tulsa	W	3-1	15-3, 15-7, 6-15, 15-7
9/19	& NE Louisiana	W	3-0	15-3, 15-4, 15-8
9/25	* at Iowa State	L	0-3	13-15, 11-15, 15-17
9/28	at Drake	W	3-1	16-14, 10-15, 15-2, 16-14
9/30	* Kansas	W	3-2	11-15, 15-5, 15-7, 15-17, 15-11
10/7	* Wichita State	W	3-0	15-8, 15-8, 15-8
10/10	* at Colorado	W	3-0	15-6, 15-13, 15-10
10/13	* at Nebraska	L	0-3	3-15, 5-15, 10-15
10/16	* Colorado	W	3-1	15-9, 15-9, 11-15, 15-9
10/17	* Iowa State	L	1-3	11-15, 16-14, 11-15, 10-15
10/20	* at Kansas	W	3-1	15-6, 15-10, 12-15, 15-12
10/22	* at Missouri	W	3-1	15-12, 15-12, 10-15, 15-12
10/29	* at Oklahoma	L	0-3	5-15, 9-15, 0-15
10/30	% at Wichita State	W	3-1	15-7, 8-15, 15-11, 15-7
10/31	% Tulsa	W	3-0	15-7, 16-14, 15-4
10/31	% UMKC	W	FFT	
11/3	* Nebraska	L	1-3	7-15, 15-8, 7-15, 4-15
11/13	* Missouri	L	2-3	15-6, 15-8, 13-15, 5-15, 14-16
11/15	* Oklahoma	L	0-3	9-15, 6-15, 12-15
11/20	# Kansas	L	0-3	7-15, 16-14, 14-16, 15-7, 12-15

* Big Eight Conference matches; * 2 points allowed tied for third few-
est in NCAA history; + neutral-site home match (Council Grove, Kan.)
1: Colorado State Invitational (Fort Collins, Colo.); & Oral Roberts
Invitational (Tulsa, Okla.); % Wichita State Invitational (Wichita, Kan.);
Big Eight Tournament (Salina, Kan.)
3-game matches: 5-7; 4-game matches: 10-2; 5-game matches: 1-2
One win by forfeit

1988 15-13 overall • 4-8 Big Eight (Fifth) Home: 7-3 • Away: 7-8 • Neutral: 1-2 Head Coach: Scott Nelson Assistant Coach: Michael Denardo

8/31	at UMKC	W	3-0	15-8, 15-3, 15-7
9/3	Oral Roberts	W	3-0	15-2, 15-6, 15-11
9/7	Montana State	W	3-1	12-15, 15-10, 15-5, 15-7
9/9	! at Northern Illinois	W	3-1	15-11, 15-12, 10-15, 15-13
9/10	! Mississippi	W	3-1	15-9, 10-15, 15-8, 15-8
9/10	! at Northern Illinois	W	3-0	15-10, 15-8, 15-8
9/13	Wichita State	W	3-2	12-15, 13-15, 15-6, 15-6, 15-3
9/20	UMKC	W	3-0	15-3, 15-5, 15-2
9/23	& Indiana	L	0-3	11-15, 9-15, 13-15
9/24	& at Nebraska	L	0-3	10-15, 10-15, 6-15
9/24	& Wyoming	L	1-3	9-15, 13-15, 15-6, 9-15
9/27	at Wichita State	L	0-3	14-16, 11-15, 12-15
9/30	* Iowa State	L	2-3	12-15, 16-14, 15-6, 16-18, 9-15
10/1	at Drake	L	2-3	8-15, 15-9, 15-13, 13-15, 12-15
10/5	* Nebraska	L	0-3	9-15, 11-15, 9-15
10/7	* Colorado	L	0-3	7-15, 13-15, 7-15
10/12	* at Missouri	L	1-3	9-15, 15-11, 14-16, 8-15
10/14	* Iowa State	W	3-1	17-15, 15-12, 13-15, 15-11
10/15	Drake	W	3-0	15-9, 15-8, 15-11
10/21	* at Oklahoma	L	2-3	15-13, 15-13, 10-15, 7-15, 12-15

10/22	at Tulsa	W	3-0	15-9, 15-3, 15-8
10/22	at Oral Roberts	W	3-0	15-2, 15-6, 15-11
10/25	* Kansas	W	3-0	15-4, 15-10, 15-9
11/4	* at Colorado	L	1-3	15-12, 4-15, 13-15, 8-15
11/11	* Missouri	W	3-1	4-15, 15-8, 15-13, 19-17
11/12	* Oklahoma	L	1-3	11-15, 15-15, 15-6, 6-15
11/17	* at Kansas	W	3-0	15-10, 15-6, 15-8
11/19	* Nebraska	L	0-3	11-15, 10-15, 10-15

* Big Eight Conference match; ! Northern Illinois Invitational (DeKalb, Ill.); & Nebraska Invitational (Lincoln, Neb.)
3-game matches: 9-6; 4-game matches: 5-4; 5-game matches: 1-3

1989 11-19 overall • 2-10 Big Eight (Sixth) Home: 6-8 • Away: 4-8 • Neutral: 1-3 Head Coach: Scott Nelson Assistant Coach: Michael Denardo

8/31	New Mexico	L	0-3	8-15, 13-15, 12-15
9/2	Tulsa	W	3-1	13-15, 15-8, 15-4, 15-11
9/7	Illinois-Chicago	W	3-1	11-15, 15-10, 15-7, 15-7
9/8	% Houston	L	1-3	11-15, 13-15, 15-11, 11-15
9/9	% Bowling Green	W	3-0	15-11, 17-15, 15-10
9/10	S.F. Austin State	W	3-0	15-6, 15-12, 16-14
9/14	at CS-Fullerton	L	0-3	11-15, 10-15, 8-15
9/15	! at Long Beach State	L	0-3	3-15, 5-15, 5-15
9/16	! Iowa	L	0-3	9-15, 7-15, 6-15
9/16	! UC-Santa Barbara	L	0-3	11-15, 7-15, 6-15
9/22	at Wichita State	L	0-3	12-15, 6-15, 10-15
9/26	UMKC	W	3-1	15-13, 12-15, 15-5, 15-9
9/29	* at Iowa State	L	1-3	10-15, 11-15, 15-11, 7-15
9/30	at Drake	W	3-1	15-10, 10-15, 15-4, 16-14
10/3	* at Nebraska	L	0-3	14-16, 6-15, 7-15
10/4	at Tulsa	W	3-0	15-10, 15-10, 15-3
10/5	* at Oklahoma	L	1-3	15-6, 10-15, 8-15, 4-15
10/10	* at Missouri	W	3-2	7-15, 8-15, 15-4, 15-10, 15-1
10/13	* Colorado	L	0-3	4-15, 15-15, 9-15
10/15	Drake	L	1-3	10-15, 13-15, 15-12, 11-15
10/20	* Iowa State	L	2-3	9-15, 15-12, 8-15, 15-11, 9-15
10/21	* Oklahoma	L	1-3	4-15, 7-15, 15-12, 6-15
10/24	Wichita State	W	3-2	17-15, 7-15, 13-15, 15-11, 15-9
10/25	at UMKC	W	3-1	14-16, 15-10, 15-13, 15-9
10/28	* Missouri	W	3-1	15-13, 15-8, 14-16, 15-9
10/31	* at Kansas	L	0-3	13-15, 10-15, 11-15
11/2	Eastern Illinois	L	1-3	7-15, 15-1, 6-15, 9-15
11/10	* at Colorado	L	0-3	3-15, 3-15, 7-15
11/15	* Kansas	L	1-3	7-15, 15-13, 13-15, 10-15
11/18	* Nebraska	L	0-3	7-15, 3-15, 6-15

* Big Eight Conference match; % Runza Invitational (Lincoln, Neb.); !
Long Beach State / Baden Invitational (Long Beach, Calif.)
3-game matches: 3-11; 4-game matches: 6-7; 5-game matches: 2-1

1990 11-15 overall • 3-9 Big Eight (Sixth) Home: 5-5 • Away: 5-8 • Neutral: 1-2 Head Coach: Scott Nelson Assistant Coach: Greg Lambert

9/1	Tulsa	W	3-0	15-12, 15-13, 15-3
9/2	Drake	W	3-1	11-15, 15-5, 15-8, 15-9
9/4	at UMKC	W	3-0	15-4, 15-9, 15-13
9/8	! Minnesota	L	1-3	15-8, 14-16, 6-15, 12-15
9/8	! at SW Missouri St.	L	0-3	3-15, 8-15, 4-15
9/14	% Toledo	W	3-0	15-13, 15-7, 15-12
9/15	% Butler	L	0-3	7-15, 13-15, 3-15
9/15	% at Ohio State	L	0-3	2-15, 8-15, 12-15
9/25	at Wichita State	L	1-3	6-15, 0-15, 15-10, 8-15
9/28	* Oklahoma	L	1-3	8-15, 15-3, 9-15, 11-15
10/5	* at Iowa State	L	2-3	4-15, 15-13, 6-15, 17-15, 7-15
10/6	at Drake	W	3-0	15-11, 15-11, 17-15
10/10	* Kansas	L	1-3	12-15, 13-15, 15-11, 12-15
10/12	UMKC	W	3-0	15-10, 15-3, 15-7
10/16	* at Nebraska	L	0-3	13-15, 3-15, 2-15
10/19	* Colorado	L	0-3	4-15, 9-15, 2-15
10/20	* Missouri	W	3-0	15-11, 15-8, 15-5
10/24	Wichita State	W	3-1	12-15, 15-11, 15-11, 15-13
10/26	at Tulsa	W	3-2	15-6, 13-15, 14-16, 15-10, 15-13
10/27	* at Oklahoma	W	3-1	15-6, 15-13, 8-15, 15-6
11/2	* Iowa State	L	0-3	10-15, 14-16, 12-15
11/7	* at Kansas	L	1-3	5-15, 15-13, 7-15, 7-15
11/10	* Nebraska	L	0-3	11-15, 9-15, 10-15
11/13	* at Missouri	W	3-2	15-4, 12-15, 10-15, 15-10, 15-9
11/16	* at Colorado	L	0-3	12-15, 2-15, 15-17
11/17	at Colorado State	L	0-3	4-15, 6-15, 7-15

* Big Eight Conference match; ! SMSU September Classic (Springfield, Mo.); % Buckeye Invitational (Columbus, Ohio)
3-game matches: 6-9; 4-game matches: 3-5; 5-game matches: 2-1

1991 10-19 overall • 1-11 Big Eight (T-Sixth) Home: 5-8 • Away: 3-9 • Neutral: 2-2 Head Coach: Patti Hagemeyer Assistant Coach: Sue Medley

8/30	Chicago State	W	3-0	15-1, 15-2, 15-2
8/31	Chicago State	W	3-0	15-1, 15-5, 15-2
9/4	at Northern Iowa	L	0-3	1-15, 5-15, 8-15
9/5	at Drake	W	3-2	12-15, 9-15, 15-13, 15-8, 11-11
9/7	Tulsa	W	3-1	15-10, 15-9, 7-15, 15-5
9/8	* Nebraska	L	0-3	5-15, 2-15, 10-15
9/12	Portland	L	0-3	11-15, 7-15, 10-15
9/13	! UCLA	L	1-3	6-15, 4-15, 16-14, 4-15
9/14	! at Nebraska	L	0-3	7-15, 7-15, 6-15
9/14	! Wyoming	L	0-3	8-15, 9-15, 4-15
9/17	Wichita State	L	1-3	12-15, 15-10, 7-15, 14-16
9/23	at UMKC	W	3-0	15-6, 15-4, 15-12

9/26	at Tulsa	L	0-3	7-15, 11-15, 5-15
9/27	* at Oklahoma	L	0-3	7-15, 13-15, 13-15
10/4	* Iowa State	L	0-3	4-15, 6-15, 7-15
10/5	UMKC	W	3-0	15-12, 15-0, 15-6
10/9	* at Kansas	L	2-3	8-15, 15-13, 15-17, 17-15, 10-15
10/11	% Washburn	W	3-1	15-12, 9-15, 15-4, 15-8
10/12	% St. Francis	W	3-0	15-8, 15-8, 15-12
10/12	% at Wichita State	L	0-3	12-15, 7-15, 11-15
10/14	Drake	W	3-2	15-9, 15-4, 10-15, 6-15, 15-8
10/19	* Colorado	L	0-3	11-15, 5-15, 2-15
10/22	* at Nebraska	L	0-3	3-15, 9-15, 7-15
10/24	* at Missouri	W	3-1	8-15, 15-11, 15-3, 15-8
10/26	* Oklahoma	L	1-3	15-5, 15-9, 11-15, 11-15
11/2	* at Iowa State	L	0-3	7-15, 5-15, 8-15
11/6	* Kansas	L	1-3	8-15, 4-15, 16-14, 5-15
11/16	* Missouri	L	2-3	15-11, 14-16, 16-14, 9-15, 10-15
11/22	* at Colorado	L	0-3	11-15, 8-15, 5-15

* Big Eight Conference match; ! Runza Invitational (Lincoln, Neb.); %
Wichita State Invitational (Wichita, Kan.)
3-game matches: 5-13; 4-game matches: 3-4; 5-game matches: 2-2

1992 7-22 overall • 0-12 Big Eight (Seventh) Home: 4-10 • Away: 2-10 • Neutral: 1-2 Head Coach: Patti Hagemeyer Assistant Coaches: Sue Medley & Lori Simpson

Assistant Coaches: Sue Medley & Lori Simpson					
9/4	! Toledo	L	1-3	11-15, 15-12, 12-15, 7-15	
9/5	! Wichita State	L	0-3	11-15, 2-15, 10-15	
9/5	! St. Louis	W	3-0	15-9, 15-8, 15-7	
9/6	Akron	W	3-1	15-11, 15-7, 11-15, 15-10	
9/11	* at W. Illinois	L	2-3	14-16, 7-15, 15-12, 15-11, 12-15	
9/12	* at Michigan State	L	2-3	11-15, 15-4, 7-15, 15-5, 11-15	
9/12	* at DePaul	W	3-1	18-16, 15-13, 10-15, 15-13	
9/13	* at Loyola	L	1-3	15-5, 9-15, 13-15, 15-15	
9/18	* at Ohio State	L	0-3	6-15, 15-10, 15-15	
9/19	* Rice	W	3-2	6-15, 15-10, 15-8, 15-9	
9/21	Drake	W	3-0	15-12, 15-3, 15-12	
9/30	* Kansas	L	1-3	15-7, 7-15, 3-15, 14-16	
10/3	* at Iowa State	L	0-3	15-17, 7-15, 15-11	
10/7	* at Missouri	L	0-3	15-5, 12-15, 12-15	
10/10	* Oklahoma	L	0-3	7-15, 13-15, 8-15	
10/11	NE Illinois	L	1-3	11-15, 10-15, 17-15, 13-15	
10/14	* Iowa State	L	1-3	15-8, 9-15, 6-15, 9-15	
10/17	* at Colorado	L	0-3	5-15, 6-15, 13-15	
10/18	at Regis	L	1-3	8-15, 12-15, 15-9, 9-15	
10/21	* Nebraska	L	0-3	2-15, 4-15, 5-15	
10/23	Northern Iowa	L	1-3	16-14, 9-15, 12-15, 11-15	
10/28	* Missouri	L	0-3	9-15, 4-15, 7-15	
10/31	UMKC	W	3-0	15-5, 15-8, 15-11	
11/3	Wichita State	L	0-3	10-15, 4-15, 8-15	
11/7	* at Oklahoma	L	0-3	4-15, 9-15, 5-15	
11/8	at Tulsa	W	3-1	15-11, 15-6, 8-15, 15-7	
11/11	* at Kansas	L	0-3	4-15, 2-15, 6-15	
11/18	* at Nebraska	L	0-3	2-15, 6-15, 7-15	
11/21	* Colorado	L	1-3	5-15, 3-15, 15-10, 10-15	

1994
14-13 overall • 3-9 Big Eight (Sixth)
Home: 7-4 • Away: 2-7 • Neutral: 5-2
Head Coach: Jim Moore
Assistant Coach: Stacy Metro

9/2	! OHIO	W	3-2	11-15, 15-13, 15-6, 6-15, 15-8
9/3	! S.F. AUSTIN ST.	W	3-0	15-11, 15-6, 15-11
9/3	! NEW ORLEANS	W	3-1	15-12, 12-15, 16-14, 15-5
9/9	! CS-Fullerton	W	3-1	15-4, 15-9, 10-15, 15-8
9/9	! #22 Oregon St.	L	0-3	4-15, 7-15, 1-15
9/10	! Portland	W	3-0	15-9, 15-12, 15-11
9/10	! E. Washington	W	3-2	15-13, 5-15, 15-5, 8-15, 15-2
9/18	UMKC	W	3-0	15-4, 15-7, 15-10
9/23	% Virginia Tech	W	3-0	15-11, 15-12, 15-7
9/24	% Oral Roberts	L	0-3	8-15, 4-15, 12-15
9/28	WICHITA STATE	W	3-0	15-13, 18-16, 15-9
10/1	* at #19 Colorado	L	0-3	6-15, 9-15, 6-15
10/2	vs. North Carolina	L	2-3	9-15, 6-15, 15-10, 15-12, 11-15
10/5	* KANSAS	W	3-0	15-11, 15-12, 15-1
10/8	* at Missouri	W	3-1	15-17, 15-7, 15-10, 15-7
10/12	* NEBRASKA	L	1-3	15-13, 2-15, 5-15, 6-15
10/15	vs. Creighton	W	3-0	15-7, 16-14, 15-2
10/15	at Wichita State	L	1-3	13-15, 13-15, 15-11, 14-16
10/19	* at Iowa State	L	0-3	4-15, 8-15, 7-15
10/22	* OKLAHOMA	L	2-3	15-11, 5-15, 17-15, 9-15, 12-15
10/26	at UMKC	W	3-0	15-12, 15-9, 15-0
10/29	* MISSOURI	W	3-1	15-9, 10-15, 15-7, 15-12
11/2	* at #2 Nebraska	L	0-3	8-15, 11-15, 3-15
11/9	* at Iowa State	L	0-3	10-15, 7-15, 12-15
11/12	* at Oklahoma	L	0-3	12-15, 5-15, 8-15
11/16	* at Kansas	L	2-3	15-8, 2-15, 15-2, 8-15, 13-15
11/19	* #13 COLORADO	L	0-3	8-15, 10-15, 12-15

* Big Eight Conference match; ! KSU Invitational (Manhattan, Kan.);
 # NIKE / Sizzler Showcase (Corvallis, Ore.); % UTA / Comfort Inn
 Classic (Arlington, Texas)
 3-game matches: 8-8; 4-game matches: 4-2; 5-game matches: 2-3

1995
21-12 overall • 5-7 Big Eight (Fifth)
Home: 10-3 • Away: 3-7 • Neutral: 8-2
NIVC Tournament Second Round
Head Coach: Jim Moore
Assistant Coaches: Stacy Metro & Jeff Reavis

9/1	at Long Beach State	L	1-3	15-10, 8-15, 5-15, 10-15
9/2	vs. Utah State	W	3-0	15-4, 15-11, 15-5
9/8	% Wisconsin	W	3-2	15-8, 4-15, 15-13, 12-15, 17-15
9/9	% Purdue	W	3-0	15-8, 16-14, 15-12
9/15	% Arkansas State	W	3-1	13-15, 15-7, 15-10, 15-8
9/15	% SE Louisiana	W	3-1	15-11, 11-15, 15-8, 15-9
9/16	% Southern Miss	W	3-0	15-8, 15-12, 15-10
9/16	% at S.F. Austin	L	1-3	10-15, 15-11, 14-16, 4-15
9/22	! NE ILLINOIS	W	3-0	15-0, 15-4, 15-5
9/22	! WICHITA STATE	W	3-0	15-6, 15-12, 15-6
9/23	! CREIGHTON	W	3-1	9-15, 15-1, 15-8, 15-5
9/23	! RICE	W	3-1	15-1, 15-13, 10-15, 15-5
9/27	UMKC	W	3-0	15-6, 15-3, 15-2
9/28	VALPARAISO	W	3-1	15-5, 17-19, 15-12, 15-3
9/30	* #16 COLORADO	W	3-1	15-10, 15-11, 10-15, 15-4
10/4	* IOWA STATE	L	2-3	15-5, 9-15, 15-12, 14-16, 12-15
10/7	* at Oklahoma	L	1-3	5-15, 8-15, 15-9, 14-16
10/11	* #1 NEBRASKA	L	0-3	4-15, 6-15, 8-15
10/14	* at Kansas	W	3-0	15-12, 15-11, 15-12
10/18	at Wichita State	W	3-1	16-14, 15-8, 12-15, 15-5
10/21	* MISSOURI	W	3-0	15-7, 15-5, 15-5
10/25	* at Iowa State	L	2-3	15-5, 10-15, 15-12, 10-15, 13-15
10/28	* OKLAHOMA	L	0-3	5-15, 10-15, 8-15
11/1	* at #1 Nebraska	L	0-3	4-15, 9-15, 5-15
11/4	ORAL ROBERTS	W	3-2	15-9, 9-15, 15-12, 4-15, 15-12
11/8	* KANSAS	W	3-0	15-12, 15-9, 15-5
11/12	* at Missouri	W	3-0	15-4, 15-7, 15-9
11/15	at Oral Roberts	L	0-3	11-15, 10-15, 7-15
11/18	* at Colorado	L	0-3	12-15, 8-15, 6-15
12/1	% Pepperdine	L	1-3	7-15, 6-15, 15-7, 11-15
12/1	% Drake	W	3-1	15-9, 9-15, 15-12, 15-8
12/2	% Rice	W	3-1	7-15, 15-8, 15-11, 15-11
12/2	% Rhode Island	L	2-3	15-10, 6-15, 9-15, 15-2, 13-15

* Big Eight Conference match; # First Tier Challenge (Lincoln, Neb.);
 * Stephen F. Austin Invitational (Nacogdoches, Texas); ! KSU Invita-
 tional (Manhattan, Kan.); % NIVC Championships (Kansas City, Mo.)
 3-game matches: 10-5; 4-game matches: 9-4; 5-game matches: 2-3

1996
26-9 overall • 13-7 Big 12 (T-Fourth)
Home: 12-3 • Away: 8-5 • Neutral: 6-1
NCAA Tournament Second Round
Final National Ranking: 24th (AVCA)
Head Coach: Jim Moore
Assistant Coaches: Stacy Metro & Molly Mooney

8/30	* SW Missouri State	W	3-0	15-8, 15-9, 15-11
8/30	* at Northwestern	W	3-1	13-15, 16-14, 15-6, 15-10
8/31	% Rice	W	3-1	15-6, 11-15, 15-12, 15-13
8/31	% N.C. State	W	3-1	14-16, 15-13, 15-12, 15-7
9/6	% at Rice	W	3-0	15-7, 15-6, 15-13
9/7	% Ohio State	L	0-3	9-15, 9-15, 12-15
9/7	% Oregon	W	3-0	15-9, 15-13, 15-3
9/13	! UMKC	W	3-0	15-6, 15-1, 15-5
9/13	! SOUTH CAROLINA	W	3-0	15-7, 15-7, 15-5
9/14	! E. MICHIGAN	W	3-0	15-2, 15-5, 15-10
9/14	! BOISE STATE	W	3-0	15-9, 15-5, 15-1
9/20	* #21 Colorado State	W	3-0	15-2, 15-5, 15-6
9/21	* Iowa	W	3-0	15-6, 15-11, 15-11
9/27	* at Colorado	W	3-2	15-10, 4-15, 10-15, 15-10, 15-9
9/28	* at #7 Nebraska	L	2-3	15-9, 5-15, 15-9, 4-15, 11-15
10/2	* KANSAS	W	3-0	15-13, 15-7, 15-2

10/4	* OKLAHOMA	W	3-0	15-5, 15-8, 15-11
10/11	* at Baylor	W	3-1	15-13, 15-8, 7-15, 15-1
10/12	* at #25 Texas Tech	L	2-3	12-15, 11-15, 15-4, 15-4, 9-15
10/18	* IOWA STATE	W	3-0	15-8, 15-12, 15-10
10/19	* MISSOURI	W	3-0	15-5, 15-8, 15-4
10/25	* at #10 Texas A&M	L	0-3	11-15, 2-15, 13-15
10/26	* at #9 Texas	L	0-3	4-15, 8-15, 11-15
11/1	* #19 TEXAS TECH	W	3-2	12-15, 15-7, 14-16, 15-6, 15-4
11/2	* BAYLOR	W	3-1	15-10, 15-10, 14-16, 15-6
11/6	* at Kansas	W	3-1	15-7, 10-15, 15-4, 15-5
11/9	* at Oklahoma	W	3-0	15-7, 15-9, 15-10
11/15	* #5 NEBRASKA	L	1-3	12-15, 12-15, 15-7, 12-15
11/16	* COLORADO	L	1-3	14-16, 15-3, 3-15, 7-15
11/22	* #8 TEXAS	L	0-3	8-15, 2-15, 13-15
11/23	* #14 TEXAS A&M	W	3-1	15-1, 14-16, 15-6, 15-3
11/29	at Missouri	W	3-0	15-10, 15-5, 15-7
11/30	at Iowa State	W	3-0	15-12, 15-2, 15-11
12/4	% CS Northridge	W	3-1	15-12, 14-16, 15-11, 15-13
12/8	& at Washington State	L	0-3	6-15, 14-16, 12-15

* Big 12 Conference match; # Evanston / Holiday Inn Volleyball Chal-
 lenge (Evanston, Ill.); % Harvey Suites / Rice Invitational (Houston,
 Texas); ! Commerce Bank / Wildcat Invitational (Manhattan, Kan.);
 ^ FirstBank Invitational (Lincoln, Neb.); \$ NCAA Tournament First
 Round (Manhattan, Kan.); & NCAA Tournament Second Round
 (Pullman, Wash.)
 3-game matches: 16-5; 4-game matches: 8-2; 5-game matches: 2-2

1997
20-13 overall • 11-9 Big 12 (Sixth)
Home: 10-4 • Away: 6-7 • Neutral: 4-2
NCAA Tournament First Round
Head Coach: Jim McLaughlin
Assistant Coaches: Jeff Grove & Suzie Wiemers

8/29	@ Illinois State	W	3-1	15-10, 15-10, 15-17, 15-11
8/30	@ San Francisco	W	3-0	15-8, 15-7, 15-2
8/31	@ at #11 Hawaii	L	0-3	5-15, 3-15, 8-15
9/3	UT-ARLINGTON	W	3-0	15-7, 15-4, 15-8
9/10	WICHITA STATE	W	3-0	15-0, 15-12, 15-3
9/12	! Eastern Washington	W	3-0	15-6, 16-14, 15-10
9/13	! at Boise State	W	3-0	15-13, 16-14, 15-9
9/16	SW MISSOURI ST.	W	3-1	15-5, 10-15, 15-5, 15-12
9/19	% at #23 Maryland	L	1-3	7-15, 15-7, 0-15, 5-15
9/19	% George Mason	W	3-0	15-13, 15-11, 15-10
9/20	% South Carolina	L	2-3	8-15, 15-3, 15-13, 13-15, 11-15
9/26	* #24 COLORADO	L	1-3	12-15, 15-8, 12-15, 12-15
9/27	* #5 NEBRASKA	L	1-3	16-14, 7-15, 7-15, 11-15
10/1	* at Kansas	W	3-0	15-12, 15-10, 15-0
10/4	* at Oklahoma	L	2-3	10-15, 15-13, 12-15, 15-13, 13-15
10/10	* BAYLOR	W	3-0	15-8, 15-11, 15-9
10/11	* TEXAS TECH	W	3-1	15-8, 15-10, 12-15, 15-10
10/17	* at Iowa State	W	3-0	15-7, 15-7, 15-6
10/18	* at Missouri	W	3-0	15-7, 16-14, 15-8
10/20	DRAKE	W	3-0	15-11, 15-6, 15-7
10/24	* #12 TEXAS A&M	W	3-0	15-6, 15-2, 15-2
10/25	* #9 TEXAS	L	0-3	13-15, 11-15, 8-15
10/31	* at Texas Tech	W	3-1	15-5, 15-5, 15-7, 16-14
11/1	* at Baylor	W	3-1	15-13, 11-15, 15-12, 15-9
11/5	* KANSAS	W	3-2	15-3, 15-17, 15-7, 9-15, 15-13
11/7	* OKLAHOMA	L	2-3	11-15, 15-13, 19-17, 6-15, 7-15
11/14	* at #11 Nebraska	L	0-3	11-15, 4-15, 14-16
11/15	* at #22 Colorado	L	0-3	9-15, 3-15, 14-16
11/21	* at #10 Texas	L	0-3	6-15, 10-15, 7-15
11/22	* at #18 Texas A&M	L	1-3	15-13, 0-15, 2-15, 10-15
11/28	* MISSOURI	W	3-0	15-8, 15-6, 15-6
11/29	* IOWA STATE	W	3-0	15-4, 15-3, 15-8
12/4	\$ at #22 San Diego	L	1-3	15-11, 10-15, 7-15, 6-15

@ Aston's Imua Rainbow Wahine Challenge (Honolulu, Hawaii); !
 Boise State Triangular (Boise, Idaho); % Ramada New Carrollton Chal-
 lenge (College Park, Md.); \$ NCAA Tournament; Southern California
 (Los Angeles, Calif.)
 3-game matches: 14-5; 4-game matches: 5-5; 5-game matches: 1-3

1998
19-12 overall • 12-8 Big 12 (Fifth)
Home: 10-3 • Away: 5-8 • Neutral: 4-1
NCAA Tournament Second Round
Final National Ranking: 23rd (AVCA)
Head Coach: Jim McLaughlin
Assistant Coaches: Jeff Grove & Suzie Wiemers

9/2	DRAKE	W	3-0	15-7, 15-2, 15-4
9/7	UMKC	W	3-0	15-7, 15-10, 15-4
9/11	% Pittsburgh	W	3-0	15-3, 15-10, 15-9
9/12	% Northwestern	L	2-3	15-9, 3-15, 15-1, 6-15, 12-15
9/12	% at #11 Florida	L	1-3	10-15, 7-15, 15-13, 10-15
9/15	WICHITA STATE	W	3-0	15-8, 15-6, 15-2
9/17	& at #16 Arkansas	L	0-3	6-15, 16-18, 7-15
9/18	% Miami (Ohio)	W	3-0	15-7, 15-8, 15-10
9/19	& #22 Illinois	W	3-2	10-15, 15-3, 15-13, 16-18, 16-14
9/25	* OKLAHOMA	W	3-0	15-7, 15-10, 15-9
9/26	* KANSAS	W	3-1	14-16, 15-3, 15-5, 15-10
10/2	* at #13 Texas	L	1-3	15-9, 9-15, 13-15, 11-15
10/3	* at #17 Texas A&M	L	0-3	13-15, 9-15, 10-15
10/9	* at Iowa State	W	3-0	15-2, 15-1, 15-10
10/10	* at Missouri	W	3-0	15-13, 15-8, 15-4
10/16	* BAYLOR	W	3-0	15-10, 15-7, 15-13
10/17	* TEXAS TECH	W	3-0	15-8, 15-12, 17-15
10/23	* #12 TEXAS	L	1-3	9-15, 7-15, 15-13, 14-16
10/24	* #15 TEXAS A&M	W	3-1	8-15, 15-8, 15-10, 15-7
10/30	* at Kansas	W	3-0	15-13, 15-12, 15-4
10/31	* at Oklahoma	L	1-3	13-15, 9-15, 15-4, 14-16
11/6	* at #3 Nebraska	L	0-3	8-15, 10-15, 14-16
11/7	* at #13 Colorado	W	3-1	15-11, 15-11, 14-16, 15-9
11/13	* MISSOURI	W	3-1	10-15, 15-12, 15-13, 15-8
11/14	* IOWA STATE	W	3-0	15-9, 15-1, 15-4
11/20	* at #24 Texas Tech	L	1-3	15-10, 9-15, 11-15, 12-15
11/21	* at Baylor	W	3-2	10-15, 13-15, 15-13, 15-13, 15-13
11/27	* #17 COLORADO	L	1-3	13-15, 15-9, 14-16, 15-15

11/28	* #3 NEBRASKA	L	0-3	3-15, 12-15, 7-15
12/4	\$ Georgetown	W	3-0	15-9, 15-6, 15-7
12/5	\$ at #7 BYU	L	0-3	6-15, 10-15, 15-17

% Florida SunTrust Invitational (Gainesville, Fla.); & Bank of Fayette-
 ville Classic (Fayetteville, Ark.); \$ NCAA Tournament; Brigham Young
 (Provo, Utah)
 3-game matches: 13-5; 4-game matches: 4-6; 5-game matches: 2-1

1999
21-9 overall • 14-6 Big 12 (Fourth)
Home: 8-3 • Away: 8-6 • Neutral: 5-0
NCAA Tournament Second Round
Final National Ranking: 19th/17th
(AVCA/Volleyball Magazine)
Head Coach: Jim McLaughlin
Assistant Coaches: Jeff Grove & Suzie Wiemers

9/1	at #3 Long Beach St.	L	0-3	12-15, 13-15, 12-15
9/3	! Weber State	W	3-0	15-3, 15-10, 15-7
9/4	! Jacksonville State	W	3-0	15-4, 15-5, 15-2
9/4	! at Syracuse	W	3-0	15-6, 16-14, 15-7
9/10	@ Toledo	W	3-0	15-10, 15-13, 15-9
9/11	@ UNC Charlotte	W	3-1	15-12, 15-3, 15-17, 15-3
9/11	@ at #2 Penn State	L	0-3	5-15, 9-15, 10-15
9/14	CREIGHTON	W	3-0	15-11, 15-8, 15-13

2001 20-8 overall • 15-5 Big 12 (Third) Home: 13-2 • Away: 6-5 • Neutral: 1-1 NCAA Tournament Second Round Final National Ranking: 18th (AVCA) Head Coach: Suzie Fritz Associate Head Coach: Jason Watson Assistant Coach: Justin Ingram

8/31	! at #5 Hawai'i	L	2-3	30-19, 30-26, 24-30, 25-30, 8-15
9/1	! #7 UCLA	L	1-3	25-30, 30-25, 25-30, 16-30
9/2	! Michigan	W	3-0	30-25, 30-22, 30-21
9/7	@ ARKANSAS	W	3-1	30-26, 22-30, 30-19, 30-27
9/8	@ HOUSTON	W	3-1	23-30, 30-24, 30-20, 30-24
9/9	@ WASHINGTON ST. W	3-0	30-27, 30-15, 30-21	
9/19	* OKLAHOMA	W	3-0	30-13, 30-16, 30-23
9/22	* at Texas Tech	L	1-3	30-28, 22-30, 21-30, 29-31
9/26	* [RV] MISSOURI	W	3-2	30-22, 19-30, 30-25, 23-30, 15-13
9/29	* #23 Texas	W	3-1	30-28, 25-30, 30-26, 34-32
10/1	* #1 NEBRASKA	L	0-3	28-30, 27-30, 20-30
10/3	* KANSAS	W	3-0	30-27, 30-21, 30-27
10/6	* at [RV] Colorado	L	1-3	20-30, 30-27, 28-30, 29-31
10/10	* at Iowa State	W	3-1	30-16, 27-30, 30-24, 30-26
10/13	* BAYLOR	W	3-2	30-15, 30-23, 22-30, 26-30, 15-11
10/19	* at Oklahoma	W	3-0	30-22, 30-18, 30-17
10/22	* at #14 Texas A&M	L	1-3	28-30, 30-23, 32-34, 25-30
10/24	* TEXAS TECH	W	3-1	30-19, 30-22, 18-30, 30-25
10/27	* at #2 Nebraska	L	0-3	24-30, 13-30, 23-30
10/31	* at Kansas	W	3-0	30-18, 30-21, 30-23
11/3	* IOWA STATE	W	3-0	30-16, 30-26, 30-16
11/7	* at Texas	W	3-1	30-22, 30-13, 27-30, 30-26
11/10	* #21 COLORADO	W	3-1	27-30, 30-25, 30-26, 30-18
11/14	* at Baylor	W	3-0	30-25, 34-32, 30-27
11/17	* #15 TEXAS A&M	W	3-2	33-31, 29-18, 30-26, 30-15, 10
11/21	* at [RV] Missouri	W	3-0	30-26, 30-23, 30-19
11/30	* ARKANSAS	W	3-2	30-15, 18-30, 27-30, 30-18, 15-8
12/1	* #5 NEBRASKA	L	1-3	25-30, 30-28, 26-30, 19-30

* Big 12 Conference match; ! Hawaiian Airlines Wahine Classic (Honolulu, Hawai'i); @ K-State Wildcat Classic (Manhattan, Kan.); \$ NCAA Tournament; Kansas State (Manhattan, Kan.)
3-game matches: 9-2; 4-game matches: 7-5; 5-game matches: 4-1

2002 21-9 overall • 16-4 Big 12 (Second) Home: 11-3 • Away: 8-4 • Neutral: 2-2 NCAA Tournament Second Round Final National Ranking: 22nd (AVCA) Head Coach: Suzie Fritz Assistant Coaches: Jeff Grove & Justin Ingram

8/30	! at #18 Colorado State	L	2-3	30-26, 25-30, 24-30, 30-26, 10-15
8/31	! vs. Connecticut	W	3-0	30-22, 30-20, 30-22
8/31	! vs. Western Michigan	W	3-0	30-26, 30-24, 30-27
9/3	WICHITA STATE	W	3-0	30-20, 30-14, 30-21
9/8	ARKANSAS STATE	W	3-0	30-15, 30-21, 30-23
9/13	\$ at South Florida	L	1-3	30-24, 25-30, 24-30, 28-30
9/14	\$ vs. Michigan State	L	1-3	29-31, 25-30, 30-22, 27-30
9/14	\$ vs. Georgia Tech	L	1-3	30-28, 24-30, 26-30, 26-30
9/18	* #5 NEBRASKA	L	0-3	25-30, 16-30, 27-30
9/21	* at Baylor	W	3-0	30-17, 30-22, 30-23
9/25	* at Iowa State	W	3-0	30-25, 30-24, 31-29
9/28	* TEXAS	L	0-3	27-30, 26-30, 16-30
10/2	* TEXAS TECH	W	3-2	30-20, 28-30, 30-18, 28-30, 15-12
10/9	* at Oklahoma	W	3-0	30-20, 30-20, 30-19
10/12	* COLORADO	W	3-1	30-23, 30-24, 17-30, 30-23
10/16	* at Kansas	W	3-0	30-27, 30-25, 30-22
10/19	* TEXAS A&M	W	3-0	30-21, 30-21, 32-30
10/23	* #19 MISSOURI	W	3-0	31-29, 30-27, 39-37
10/26	* at Colorado	W	3-0	30-22, 30-19, 33-31
10/30	* at Texas Tech	W	3-2	30-27, 31-33, 30-22, 21-30, 15-13
11/2	* IOWA STATE	W	3-0	30-12, 30-19, 30-20
11/6	* at #20 Missouri	W	3-0	30-26, 30-24, 30-28
11/9	* BAYLOR	W	3-0	30-25, 30-15, 30-16
11/17	* at Texas A&M	W	3-0	30-21, 30-25, 30-26
11/20	* #19 OKLAHOMA	W	3-0	30-20, 30-23, 30-23
11/23	* at Texas	L	1-3	30-24, 20-30, 22-30, 25-30
11/27	* KANSAS	W	3-0	30-27, 30-27, 30-14
11/30	* at #5 Nebraska	L	0-3	20-30, 21-30, 19-30
12/5	* Michigan	W	3-0	30-26, 30-25, 35-33
12/6	* #11 Washington State	L	1-3	30-32, 30-21, 22-30, 29-31

* Big 12 Conference match; ! University Park Holiday Inn Classic (Ft. Collins, Colo.); \$ South Florida Adidas Invitational (Tampa, Fla.); % NCAA Tournament; Kansas State (Manhattan, Kan.)
3-game matches: 18-3; 4-game matches: 1-5; 5-game matches: 2-1

2003 30-5 overall • 18-2 Big 12 (First) Home: 16-0 • Away: 10-3 • Neutral: 4-2 NCAA Tournament Regional Semifinal Final National Ranking: 11th (AVCA) Head Coach: Suzie Fritz Assistant Coaches: Jeff Grove & Justin Ingram

8/22	! at #2 Hawai'i	L	0-3	26-30, 23-30, 23-30
8/23	! vs #3 Florida	L	1-3	16-30, 26-30, 31-29, 22-30
8/29	@ at Florida State	W	3-0	30-19, 30-24, 30-20
8/29	@ vs Michigan	W	3-0	30-22, 30-25, 30-17
8/30	@ vs Florida Atlantic	W	3-1	30-17, 30-27, 27-30, 30-21
9/5	\$ at Montana State	W	3-1	26-30, 30-22, 30-18, 30-28
9/6	\$ vs Alabama	W	3-0	30-21, 30-25, 30-22
9/6	\$ vs Utah State	W	3-1	30-22, 30-26, 20-30, 30-28
9/9	UMKC	W	3-0	30-9, 30-12, 30-14
9/12	%USF	W	3-0	30-15, 30-18, 30-21
9/13	%LSU	W	3-0	30-15, 30-14, 30-14
9/13	%COLORADO STATE	W	3-0	30-25, 30-25, 33-31
9/17	* KANSAS	W	3-0	30-20, 30-24, 30-22
9/20	* at Texas Tech	W	3-0	30-28, 30-24, 30-23

9/24	*at Baylor	L	1-3	23-30, 30-11, 24-30, 28-30
9/27	*OKLAHOMA	W	3-0	30-14, 30-27, 30-18
10/4	*at #22 Texas A&M	W	3-1	30-28, 30-28, 19-30, 30-21
10/8	*MISSOURI	W	3-2	30-23, 28-30, 30-28, 28-30, 15-10
10/11	*at #10 Nebraska	W	3-2	30-22, 30-26, 19-30, 23-30, 15-8
10/15	*TEXAS	W	3-2	19-30, 30-24, 20-30, 30-25, 16-14
10/18	*COLORADO	W	3-0	30-25, 30-21, 30-17
10/22	*at Iowa State	W	3-1	25-30, 30-20, 30-20, 30-19
10/25	*BAYLOR	W	3-0	30-21, 30-17, 30-24
10/29	*at Kansas	W	3-2	28-30, 28-30, 30-27, 30-22, 15-10
11/1	*at Colorado	W	3-1	30-24, 20-30, 30-26, 30-22
11/5	*IOWA STATE	W	3-0	30-18, 30-16, 30-17
11/12	*at Missouri	W	3-2	27-30, 19-30, 31-29, 30-20, 15-9
11/15	*#10 NEBRASKA	W	3-1	30-28, 29-31, 30-26, 30-25
11/19	*at Oklahoma	W	3-0	30-15, 30-22, 30-24
11/22	*TEXAS TECH	W	3-0	30-20, 30-28, 30-21
11/26	*#24 TEXAS A&M	W	3-0	30-22, 30-23, 30-19
11/29	*at Texas	L	1-3	33-35, 28-30, 30-23, 25-30
12/5	*OHIO	W	3-0	30-17, 30-18, 31-29
12/6	*ARKANSAS	W	3-0	30-26, 30-27, 30-21
12/12	>vs #11 Penn State	L	1-3	30-12, 27-30, 21-30, 29-31

* Big 12 Conference Match; ! NACWAA State Farm Classic, Honolulu, Hawai'i; @ Florida State Invitational, Tallahassee, Fla.; \$ Mizuno/Holiday Inn Classic, Bozeman, Mont.; % Wildcat Classic, Manhattan, Kan.; ^ NCAA First and Second Rounds, Manhattan, Kan.; > NCAA Sweet 16, Gainesville, Fla.
3-game matches: 18-1; 4-game matches: 7-4; 5-game matches: 5-0

2004 20-11 overall • 13-7 Big 12 (Fifth) Home: 10-3 • Away: 7-6 • Neutral: 3-2 NCAA Tournament Second Round Final National Ranking: 23rd (AVCA) Head Coach: Suzie Fritz Associate Head Coach: Jeff Grove Assistant Coach: Justin Ingram

9/1	ORAL ROBERTS	W	3-0	30-28, 30-23, 30-21
9/3	% vs Maryland	W	3-0	30-28, 30-20, 30-25
9/3	% vs Cal	L	0-3	21-30, 29-31, 23-30
9/4	% at Houston	W	3-2	30-22, 25-30, 24-30, 30-25, 15-10
9/7	WICHITA STATE	W	3-1	30-27, 33-35, 30-23, 30-21
9/9	^ vs #4 Florida	L	2-3	30-15, 19-30, 30-26, 27-30, 13-15
9/10	^ at #5 Minnesota	L	2-3	28-30, 30-26, 30-26, 27-30, 13-15
9/11	^ vs Northern Iowa	W	3-0	30-27, 30-23, 30-23
9/15	* at Colorado	L	0-3	23-30, 28-30, 26-30
9/16	NORTH DAKOTA ST. W	3-0	30-16, 30-16, 30-22	
9/22	* #11 TEXAS A&M	W	3-0	30-22, 30-22, 30-20
9/25	* at Missouri	W	3-0	30-26, 35-33, 30-24
9/29	* at Oklahoma	W	3-1	30-22, 30-20, 27-30, 30-22
10/2	* IOWA STATE	W	3-2	30-22, 37-39, 30-32, 30-13, 15-9
10/6	* at Kansas	W	3-2	30-19, 23-30, 30-25, 22-30, 15-12
10/9	* #11 TEXAS	L	0-3	24-30, 30-32, 25-30
10/13	* #14 NEBRASKA	L	1-3	30-28, 21-30, 25-30, 23-30
10/16	* at Texas Tech	W	3-0	30-28, 30-16, 30-24
10/20	* BAYLOR	W	3-0	30-22, 30-21, 30-26
10/23	* at #10 Texas	L	0-3	27-30, 25-30, 23-30
10/30	* KANSAS	W	3-0	30-20, 30-19, 30-28
11/3	* at Iowa State	W	3-1	30-26, 25-30, 30-20, 30-25
11/6	* at #3 Nebraska	L	0-3	27-30, 24-30, 13-30
11/10	* COLORADO	W	3-1	30-21, 30-11, 27-30, 30-19
11/13	* at Baylor	W	3-2	25-30, 30-22, 30-21, 28-30, 15-10
11/17	* OKLAHOMA	W	3-0	30-17, 30-16, 30-22
11/20	* TEXAS TECH	L	2-3	30-27, 30-24, 28-30, 25-30, 12-15
11/24	* at #18 Texas A&M	L	1-3	27-30, 27-30, 30-27, 28-30
11/27	* #24 MISSOURI	W	3-0	30-28, 30-25, 30-22
12/2	\$ vs CS Northridge	W	3-0	30-20, 30-23, 30-25
12/3	\$ at #8 USC	L	0-3	19-30, 25-30, 19-30

% - Houston Tournament (Houston, Texas); * - Diet Coke Invitational (Minneapolis, Minn.); ^ - Big 12 Conference opponent; \$ - NCAA Tournament First and Second Round; USC (Los Angeles, Calif.)
3-game matches: 12-6; 4-game matches: 4-2; 5-game matches: 4-3

2005 21-11 overall • 11-9 Big 12 (Fourth) Home: 10-5 • Away: 7-6 • Neutral: 4-0 NCAA Tournament Second Round Final National Ranking: 24th (AVCA) Head Coach: Suzie Fritz Associate Head Coach: Jeff Grove Assistant Coach: Justin Ingram

8/26	% vs. Arkansas-LR	W	3-0	30-22, 30-17, 30-15
8/27	% vs. Saint Louis	W	3-0	30-22, 30-18, 30-21
8/27	% at Missouri State	W	3-0	30-26, 35-33, 30-28
9/2	^ vs. Utah State	W	3-2	30-28, 24-30, 31-29, 28-30, 15-8
9/2	^ at Arkansas	W	3-2	22-30, 30-27, 26-30, 30-28, 15-13
9/6	CREIGHTON	W	3-0	30-16, 30-17, 30-23
9/9	> FLORIDA STATE	W	3-0	30-24, 30-17, 30-22
9/10	> HOUSTON	W	3-1	28-30, 30-26, 30-22, 30-22
9/14	> #5 MINNESOTA	L	1-3	25-30, 22-30, 30-26, 25-30
9/14	*at Oklahoma	W	3-0	30-22, 30-28, 30-26
9/17	*TEXAS TECH	W	3-0	30-17, 30-18, 30-27
9/21	SOUTH DAKOTA ST.	W	3-0	30-18, 30-17, 30-26
9/24	*at #8 Missouri	L	0-3	19-30, 20-30, 26-30
9/28	*#22 TEXAS	L	0-3	23-30, 23-30, 28-30
10/1	*#23 TEXAS A&M	W	3-0	30-16, 30-21, 30-22
10/5	*at Kansas	W	3-0	30-25, 30-24, 30-23
10/8	*IOWA STATE	W	3-0	30-27, 30-19, 30-23
10/12	*at Colorado	L	2-3	14-30, 25-30, 30-25, 30-28, 15-13
10/15	*at Baylor	W	3-2	23-30, 31-30, 27-30, 20-15, 11-10
10/19	*#1 NEBRASKA	L	0-3	20-30, 17-30, 18-30
10/22	*at #16 Texas	L	1-3	25-30, 30-24, 27-30, 21-30
10/26	*#8 MISSOURI	L	2-3	30-28, 30-26, 23-30, 25-30, 11-15
11/2	*at Iowa State	W	3-2	26-30, 30-27, 26-30, 30-24, 15-12
11/5	*KANSAS	L	1-3	28-30, 30-24, 21-30, 25-30
11/9	*at Texas Tech	W	3-1	30-21, 25-30, 30-21, 30-17
11/12	*at Texas A&M	L	2-3	30-28, 23-30, 30-18, 20-30, 13-15

11/16	*COLORADO	W	3-2	19-30, 30-21, 28-30, 30-23, 18-16
11/19	* at #1 Nebraska	L	1-3	16-30, 34-32, 15-30, 26-30
11/23	*BAYLOR	W	3-0	30-24, 30-22, 30-27
11/26	*OKLAHOMA	W	3-0	30-17, 30-25, 30-28
12/1	\$ Florida A&M	W	3-1	27-30, 30-14, 30-27, 30-28
12/2	\$ at #4 Florida	L	0-3	21-30, 29-31, 25-30

% - Missouri State Invitational (Springfield, Mo.); ^ - Arkansas Invitational (Fayetteville, Ark.); > - Varney's Kansas State Invitational (Manhattan, Kan.); * - Big 12 Conference opponent; \$ - NCAA Tournament First and Second Round; Florida (Gainesville, Fla.)
3-game matches: 13-4; 4-game matches: 3-4; 5-game matches: 5-3

2006 12-18 overall • 4-16 Big 12 (10th) Home: 7-7 • Away: 3-9 • Neutral: 2-2 Final National Ranking: N/A Head Coach: Suzie Fritz Associate Head Coach: Jeff Grove Assistant Coach: Justin Ingram

8/25	% at Fresno State	W	3-1	30-27, 24-30, 31-29, 30-24
8/26	% vs. #6 Santa Clara	L	0-3	23-30, 30-32, 23-30
8/27	% vs. Pacific	W	3-0	30-21, 30-20, 30-24
9/1	> LIPSCOMB	W	3-0	30-13, 30-19, 30-10
9/1	> WICHITA STATE	W	3-0	30-21, 30-28, 32-30
9/2	> MONTANA STATE	W	3-1	22-30, 30-25, 30-14, 30-7
9/6	DRAKE	W	3-0	30-22, 30-21, 30-18
9/8	* at Northern Iowa	W	3-1	30-27, 30-27, 28-30, 31-

2008

24-8 overall 14-6 Big 12 (Third)

Home: 11-3 Away: 8-4 Neutral: 5-1

NCAA Tournament First Round

Final National Ranking: 20th (AVCA)

Head Coach: Suzie Fritz

Associate Head Coach: Jeff Grove

Assistant Coach: Justin Ingram

8/29	%vs Tennessee State	W	3-0	25-14, 25-18, 25-16
8/30	%vs Duke	W	3-0	25-22, 25-19, 25-18
8/30	%at #25 Purdue	L	1-3	23-25, 25-22, 23-25, 18-25
9/4	%vs UC Irvine	W	3-1	27-29, 25-15, 25-23, 25-22
9/5	%vs Arizona State	W	3-0	25-22, 25-21, 25-22
9/5	%at Portland	W	3-0	25-15, 25-15, 28-26
9/6	%vs South Florida	W	3-1	25-13, 23-25, 25-18, 25-18
9/8	CSUB	W	3-1	25-23, 23-25, 25-15, 25-21
9/12	%UNI	W	3-0	25-21, 25-19, 25-18
9/13	%CORNELL	W	3-0	25-19, 25-17, 25-9
9/13	%LIBERTY	W	3-1	25-10, 22-25, 25-22, 25-12
9/17	%#2 NEBRASKA	L	1-3	18-25, 25-21, 22-25, 19-25
9/20	%COLORADO	W	3-0	25-15, 25-16, 25-19
9/24	%at Texas A&M	W	3-0	25-23, 25-18, 25-20
9/27	%BAYLOR	W	3-1	25-21, 19-25, 25-21, 25-20
10/1	%at Kansas	W	3-2	22-25, 25-19, 25-18, 25-15, 15-9
10/4	%at #3 Texas	L	0-3	20-25, 21-25, 16-25
10/8	%MISSOURI	W	3-1	23-25, 25-22, 25-23, 25-22
10/11	%at Oklahoma	W	3-2	18-25, 22-25, 26-24, 25-20, 15-9
10/18	%TEXAS TECH	W	3-0	25-18, 25-12, 25-17
10/22	%at Iowa State	L	2-3	25-20, 14-25, 25-13, 21-25, 8-15
10/25	%at Baylor	W	3-2	24-26, 20-25, 25-13, 25-17, 21-19
10/29	%TEXAS A&M	W	3-2	23-25, 25-12, 25-21, 19-25, 15-9
11/1	%KANSAS	W	3-1	25-17, 25-17, 23-25, 25-14
11/5	%OKLAHOMA	W	3-1	25-20, 16-25, 25-23, 25-20
11/8	%at #3 Nebraska	L	0-3	23-25, 22-25, 17-25
11/12	%at Colorado	W	3-1	23-25, 25-20, 25-18, 27-25
11/15	%#4 TEXAS	L	2-3	28-30, 21-25, 25-22, 25-22, 9-15
11/19	%at Missouri	W	3-2	21-25, 25-19, 12-25, 25-20, 15-12
11/26	%IOWA STATE	L	0-3	19-25, 17-25, 16-25
11/29	%at Texas Tech	W	3-0	25-18, 25-18, 25-20
12/5	%vs Santa Clara	L	2-3	22-25, 20-25, 25-19, 25-16, 13-15

% - Mortar Board Premier (West Lafayette, Ind.); \$ - Nike Portland Invitational (Portland, Ore.); ^ - Varney's Kansas State Invitational (Manhattan, Kan.); * - Big 12 Conference opponent; > - NCAA First Round; Washington (Seattle, Wash.)
3-game matches: 10-3; 4-game matches: 9-2; 5-game matches: 5-3

2009

12-18 overall 6-14 Big 12 (Ninth)

Home: 7-8 Away: 3-8 Neutral: 2-2

Final National Ranking: N/A

Head Coach: Suzie Fritz

Associate Head Coach: Jeff Grove

Assistant Coach: Jeff Hulsmeier

8/28	%vs #11 Minnesota	L	2-3	19-25, 16-25, 31-29, 26-24, 11-15
8/29	%vs #16 Michigan	L	1-3	19-25, 25-22, 15-25, 24-26
9/01	UMKC	W	3-1	25-13, 16-25, 25-14, 25-16
9/04	%vs Weber State	W	3-0	25-22, 25-22, 25-17
9/05	%vs Cal Poly	W	3-1	27-25, 20-25, 25-16, 25-19
9/05	%at BYU Cougars	W	3-2	25-21, 22-25, 25-19, 17-25, 15-11
9/08	SOUTH DAKOTA	W	3-1	25-22, 25-15, 23-25, 25-14
9/11	%#17 KENTUCKY	L	1-3	19-25, 26-21, 23-25, 15-25
9/12	%PORTLAND	W	3-2	25-19, 25-17, 20-25, 23-25, 15-5
9/12	%PURDUE	L	2-3	24-26, 25-22, 15-25, 25-20, 12-15
9/16	%OKLAHOMA	L	1-3	24-26, 26-24, 21-25, 15-25
9/19	%at #24 Baylor	L	1-3	10-25, 20-25, 13-25, 22-25
9/26	%at #11 Iowa State	L	0-3	15-25, 22-25, 23-25
10/02	%#2 TEXAS	L	0-3	20-25, 21-25, 21-25
10/07	%at Texas A&M	L	0-3	16-25, 15-25, 17-25
10/10	%at #9 Nebraska	L	0-3	13-25, 19-25, 18-25
10/14	%MISSOURI	W	3-1	25-21, 18-25, 25-20, 25-22
10/17	%KANSAS	L	0-3	21-25, 25-22, 22-25
10/21	%at Colorado	W	3-1	25-19, 19-25, 25-21, 25-17
10/24	%#23 BAYLOR	L	1-3	25-18, 16-25, 18-25, 28-30
10/28	%at Missouri	L	0-3	21-25, 20-25, 18-25
10/31	%at Oklahoma	L	1-3	31-29, 20-25, 21-25, 17-25
11/4	%#23 TEXAS A&M	W	3-2	25-20, 25-27, 25-22, 21-25, 16-14
11/8	%TEXAS TECH	W	3-1	25-17, 25-17, 18-25, 25-13
11/11	%at Kansas	L	0-3	19-25, 19-25, 23-25
11/14	%#8 IOWA STATE	L	0-3	19-25, 19-25, 10-25
11/18	%at #2 Texas	L	0-3	13-25, 10-25, 17-25
11/21	%COLORADO	W	3-0	25-21, 25-15, 25-16
11/25	%#8 NEBRASKA	L	0-3	30-32, 24-26, 22-25
11/28	%at Texas Tech	W	3-1	31-29, 25-23, 16-25, 25-22

% Runza/AVCA Showcase (Omaha, Neb.); \$ - Nike BYU Classic (Provo, Utah); ^ - Varney's Kansas State Invitational (Manhattan, Kan.)
3-game matches: 2-10; 4-game matches 7-6; 5-game matches 3-2

2010

12-19 overall 6-14 Big 12 (Ninth)

Home: 8-7 Away: 3-9 Neutral: 1-3

Final National Ranking: N/A

Head Coach: Suzie Fritz

Associate Head Coach: Jeff Grove

Assistant Coach: Jeff Hulsmeier

8/28	%vs #16 UCLA	L	0-3	24-26, 18-25, 19-25
8/29	%at #5 Hawai'i	L	0-3	16-25, 23-25, 20-25
8/30	%vs #22 San Diego	L	1-3	25-22, 16-22, 22-25, 15-25
9/1	SOUTH DAKOTA	W	3-1	22-25, 25-19, 25-18, 25-19
9/3	%LMU	W	3-0	25-21, 25-18, 25-21
9/3	%ORAL ROBERTS	W	3-0	25-20, 25-20, 25-14
9/4	%GEORGIA TECH	W	3-0	25-23, 25-18, 25-23
9/11	%vs #17 Florida State	L	2-3	25-19, 19-25, 15-25, 25-20, 11-15

9/11	%vs VCU	W	3-0	25-18, 30-28, 26-24
9/12	%at #16 Kentucky	L	2-3	25-19, 23-25, 16-25, 25-20, 8-15
9/15	%KANSAS	W	3-1	25-15, 25-20, 23-25, 31-29
9/18	%at Texas Tech	W	3-0	25-17, 25-19, 25-23
9/22	%at Colorado	L	2-3	22-25, 25-21, 25-14, 21-25, 10-15
9/25	%rv MISSOURI	L	1-3	19-25, 25-20, 14-25, 16-25
9/28	UMKC	W	3-2	25-23, 20-25, 22-25, 25-11, 15-10
10/2	%at Texas A&M	W	3-0	25-19, 25-19, 29-27
10/6	%OKLAHOMA	L	0-3	22-25, 23-25, 21-25
10/9	%#11 TEXAS	L	0-3	21-25, 16-25, 12-25
10/13	%at #13 Iowa State	L	0-3	20-25, 22-25, 16-25
10/16	%#3 NEBRASKA	L	0-3	19-25, 21-25, 18-25
10/20	%at Baylor	L	0-3	18-25, 20-25, 19-25
10/22	%at #10 Texas	L	0-3	19-25, 23-25, 19-25
10/27	%#12 IOWA STATE	L	0-3	14-25, 28-30, 15-25
10/30	%at Missouri	L	0-3	12-25, 17-25, 21-25
11/3	%TEXAS TECH	W	3-1	20-25, 25-23, 25-20, 25-15
11/10	%at #5 Nebraska	L	0-3	9-25, 25-27, 23-25
11/13	%BAYLOR	L	1-3	17-25, 23-25, 25-21, 23-25
11/17	%TEXAS A&M	L	1-3	16-25, 21-25, 25-18, 22-25
11/20	%rv at Oklahoma	L	1-3	18-25, 25-18, 16-25, 19-25
11/24	%at Kansas	W	3-2	25-23, 30-28, 21-25, 21-25, 15-6
11/27	%COLORADO	W	3-2	25-22, 20-25, 25-22, 23-25, 15-7

% Chevron Rainbow Wahine Invitational (Honolulu, Hawaii); ^ - Varney's Kansas State Invitational (Manhattan, Kan.); \$ - UK Invitational (Lexington, Ky.);
3-game matches: 6-11; 4-game matches 3-5; 5-game matches 3-3

2011

22-11 overall 9-7 Big 12 (Fourth)

Home: 10-3 Away: 6-6 Neutral: 6-2

NCAA Tournament Regional Semifinal

Final National Ranking: 22

Head Coach: Suzie Fritz

Associate Head Coach: Jeff Grove

Assistant Coach: Jeff Hulsmeier

8/26	%at Georgia Tech	L	1-3	25-19, 15-25, 23-25, 25-27
8/27	%rv Louisville	L	0-3	12-25, 21-25, 20-25
9/2	%Tennessee Tech	W	3-0	25-19, 25-17, 25-16
8/30	CREIGHTON	W	3-2	21-25, 25-16, 25-23, 17-25, 15-13
9/2	%GEORGIA SOUTHERN	W	3-0	25-19, 25-17, 25-15
9/2	%IDAHO	W	3-0	25-23, 25-19, 25-23
9/3	%BYU	L	0-3	23-25, 19-25, 23-25
9/8	%at Missouri State	W	3-2	25-17, 20-25, 25-27, 25-19, 15-12
9/9	%Hofstra	W	3-1	25-20, 25-12, 16-25, 25-16
9/10	%South Dakota St.	W	3-0	25-18, 25-21, 25-15
9/12	DRAKE	W	3-2	25-22, 30-28, 23-25, 19-25, 15-9
9/15	%Sacramento State	W	3-1	17-25, 25-22, 25-20, 25-11
9/16	%Utah Valley	W	3-0	25-14, 25-20, 25-16
9/17	%at rv Saint Mary's	W	3-1	25-21, 22-25, 25-20, 25-14
9/24	%BAYLOR	W	3-0	25-19, 25-15, 25-18
9/28	%at rv Missouri	W	3-2	31-33, 25-20, 25-21, 19-25, 15-12
10/1	%at rv Texas A&M	L	0-3	22-25, 20-25, 18-25
10/5	%#16 IOWA STATE	L	0-3	25-27, 21-25, 23-25
10/8	%at Texas Tech	W	3-0	25-22, 25-16, 25-19
10/15	%#10 TEXAS	L	0-3	17-25, 15-25, 20-25
10/19	%at Kansas	W	3-1	19-25, 25-21, 25-20, 25-12
10/22	%at #22 Oklahoma	L	1-3	20-25, 25-20, 22-25, 21-25
10/26	%MISSOURI	W	3-2	21-25, 25-23, 25-16, 21-25, 15-11
10/29	%at Baylor	L	2-3	21-25, 22-25, 25-18, 25-14, 13-15
11/5	%TEXAS A&M	W	3-2	13-25, 15-25, 25-21, 25-15, 15-12
11/9	%#25 OKLAHOMA	W	3-2	18-25, 25-23, 16-25, 25-21, 15-12
11/12	%at #8 Texas	L	1-3	25-23, 16-25, 18-25, 20-25
11/16	%at #13 Iowa State	L	0-3	23-25, 21-25, 14-25
11/19	%TEXAS TECH	W	3-1	25-22, 25-18, 23-25, 25-21
11/23	%KANSAS	W	3-1	19-25, 25-18, 26-24, 28-26
12/1	%Wichita State	W	3-0	25-18, 25-22, 25-17
12/2	%at #2 Nebraska	W	3-2	25-22, 22-25, 31-29, 22-25, 15-11
12/9	%#18 Pepperdine	L	0-3	18-25, 12-25, 23-25

% - Georgia Tech Courtyard Classic (Atlanta, Ga.); ^ - Varney's Kansas State Invitational (Manhattan, Kan.); \$ - Dr. Mary Jo Wynn Invitational (Springfield, Mo.); ! - Saint Mary's Tournament (Moraga, Calif.); * - Big 12 Conference opponent; > - NCAA Tournament (Lincoln, Neb.); < - NCAA Regional Semifinal (Honolulu, Hawaii)
3-game matches: 8-7; 4-game matches 6-3; 5-game matches 8-1

2012

21-9 overall 8-8 Big 12 (Fifth)

Home: 12-3 Away: 5-5 Neutral: 4-1

NCAA Tournament First Round

Final National Ranking: rv

Head Coach: Suzie Fritz

Associate Head Coach: Jeff Grove

Assistant Coach: Jeff Hulsmeier

8/24	% UC IRVINE	W	3-0	25-10, 25-18, 25-12
8/25	% OAKLAND	W	3-0	25-18, 25-13, 25-19
8/25	% OREGON STATE	W	3-2	26-24, 23-25, 23-25, 25-23, 15-8
8/31	% vs. Denver	W	3-0	25-16, 25-15, 25-19
9/1	% at rv Creighton	W	3-0	25-22, 25-19, 25-21
9/1	% vs. Syracuse	W	3-0	25-17, 25-14, 25-16
9/5	MISSOURI STATE	W	3-0	25-19, 25-22, 25-15
9/6	SAINT MARY'S	W	3-0	25-20, 25-18, 27-25
9/8	UTAH STATE	W	3-0	25-22, 25-23, 25-18
9/13	% at Tulsa	W	3-0	25-19, 25-22, 25-18
9/14	% vs. #10 Minnesota	W	3-2	13-25, 25-22, 16-25, 25-19, 15-7
9/15	% vs. #20 Dayton	W	3-0	25-23, 25-20, 25-15
9/19	% at rv Oklahoma	L	0-3	25-27, 19-25, 21-25
9/22	NEBRASKA-OMAHA W	3-0	25-14, 25-15, 25-21	
9/27	% WEST VIRGINIA	W	3-0	25-18, 25-19, 25-17
9/29	% at Baylor	W	3-1	18-25, 25-22, 25-23, 25-16
10/3	% #22 IOWA STATE W	3-0	25-15, 27-25, 25-17	
10/6	% #9 TEXAS	L	0-3	17-25, 28-30, 15-25
10/13	% at TCU	W	3-0	25-20, 25-18, 25-19
10/17	% at #21 Kansas	L	1-3	28-26, 15-25, 26-28, 20-25
10/20	% TEXAS TECH	W	3-2	25-13, 25-14, 20-25, 23-25, 15-9
10/24	% at West Virginia	W	3-0	25-15, 25-16, 25-19

10/27	%BAYLOR	W	3-1	25-16, 25-20, 23-25, 25-17
11/2	%at #7 Texas	L	0-3	18-25, 22-25, 19-25
11/7	%#23 KANSAS	L	1-3	25-13, 26-28, 24-26, 25-27
11/10	%TCU	W	3-0	25-17, 25-16, 26-24
11/14	%at #19 Iowa State	L	1-3	14-25, 25-23, 18-25, 15-25
11/17	%at Texas Tech	L	1-3	20-25, 25-15, 22-25, 23-25
11/24	%OKLAHOMA	L	1-3	22-25, 25-16, 24-26, 14-25
11/28	> vs. Northern Iowa	L	0-3	18-25, 13-25, 21-25

^ - Varney's Kansas State Invitational (Manhattan, Kan.); % - Bluejay Invitational (Omaha, Neb.); \$ - Golden Hurricane Classic (Tulsa, Okla.); * - Big 12 Conference opponent; > - NCAA Tournament (Lincoln, Neb.)
3-set matches: 16-4; 4-set matches: 2-5; 5-set matches: 3-0

2013

18-11 overall 6-10 Big 12 (Fifth)

Home: 10-2 Away: 4-8 Neutral: 4-1

Final National Ranking: N/A

Head Coach: Suzie Fritz

Associate Head Coach: Jeff Grove

Assistant Coach: Jeff Hulsmeier

8/30	%vs Portland	W	3-2	24-26, 25-19, 25-23, 19-25, 15-11
8/31	%vs Cal State Fullerton	W	3-2	25-20, 27-25, 21-25, 23-25, 15-12
8/31	%at UNLV	W	3-2	25-27, 25-19, 25-19, 21-25, 15-13
9/6	%SEMO	W	3-0	

2015

17-12 overall 9-7 Big 12 (T-Fourth)
Home: 9-2 Away: 4-7 Neutral: 4-3
NCAA Tournament First Round
Final National Ranking: N/A
Head Coach: Suzie Fritz
Associate Head Coach: Jeff Grove
Assistant Coach: Trent Sorensen

8/28	%vs. Florida A&M	W	3-0	25-8, 25-11, 25-19
8/29	%vs. Illinois St.	W	3-2	23-25, 25-21, 25-27, 25-12, 19-17
8/29	%at Miami (FL)	L	2-3	21-25, 25-22, 20-25, 25-20, 10-15
9/4	*GREEN BAY	W	3-0	25-16, 25-18, 25-14
9/4	*CAL	W	3-1	24-26, 25-21, 25-20, 25-18
9/5	*UNLV	W	3-0	25-20, 25-17, 25-22
9/11	&vs. VCU	W	3-1	25-17, 19-25, 25-10, 25-18
9/12	&vs. Seattle	W	3-0	25-22, 25-20, 25-23
9/12	&at Middle Tennessee	W	3-0	25-12, 25-22, 25-18
9/18	\$vs. #11 Wisconsin	L	1-3	20-25, 14-25, 27-25, 23-25
9/19	\$vs. Arkansas	L	2-3	25-19, 20-25, 21-25, 25-23, 11-15
9/20	\$at Creighton	L	2-3	25-22, 25-22, 23-25, 24-26, 13-15
9/23	*at #15 Kansas	L	1-3	23-25, 25-19, 22-25, 21-25
9/26	*BAYLOR	W	3-0	25-20, 25-10, 25-23
10/3	*at TCU	L	2-3	23-25, 19-25, 25-21, 25-17, 9-15
10/7	*at Iowa State	L	0-3	22-25, 20-25, 20-25
10/10	*WEST VIRGINIA	W	3-0	25-20, 25-20, 25-23
10/16	*at Oklahoma	W	3-0	25-16, 25-21, 25-19
10/21	*#2 TEXAS	L	0-3	16-25, 21-25, 16-25
10/24	*at Texas Tech	W	3-0	25-20, 26-24, 25-19
10/28	*at West Virginia	W	3-0	25-17, 25-20, 25-22
10/31	*TCU	W	3-1	25-23, 25-17, 21-25, 25-22
11/7	*TEXAS TECH	W	3-0	25-14, 25-18, 25-20
11/11	*OKLAHOMA	W	3-2	25-23, 29-27, 21-25, 23-25, 15-11
11/18	*IOWA STATE	W	3-0	25-23, 25-20, 25-18
11/21	*at #5 Texas	L	1-3	33-31, 12-25, 19-25, 12-25
11/25	*#9 KANSAS	L	1-3	22-25, 27-25, 15-25, 16-25
11/28	*at Baylor	L	0-3	13-25, 18-25, 22-25
12/4	>vs. Wichita St.	L	1-3	22-25, 25-17, 18-25, 20-25

% - Hurricane Invitational (Miami, Fla.); ^ - Varney's Invitational (Manhattan, Kan.); & - Middle Tennessee Invitational (Murfreesboro, Tenn.); \$ - Creighton Classic (Omaha, Neb.); * - Big 12 Conference opponent; > - NCAA Tournament (Lincoln, Neb.)
 3-set matches: 12-3; 4-set matches: 3-5; 5-set matches: 2-4

2016

21-10 overall 9-7 Big 12 (T-Fourth)
Home: 13-4 Away: 5-5 Neutral: 3-1
NCAA Tournament Second Round
Final National Ranking: RV
Head Coach: Suzie Fritz
Associate Head Coach: Jeff Grove
Assistant Coach: Trent Sorensen

8/26	%vs Arizona	W	3-1	25-21, 25-16, 20-25, 25-18
8/27	%at #6 Hawaii	W	3-1	19-25, 30-28, 25-22, 25-20
8/28	%vs #4 Wisconsin	L	0-3	18-25, 15-25, 20-25
9/2	*MICHIGAN	L	1-3	21-25, 26-24, 19-25, 22-25
9/3	*TENNESSEE ST.	W	3-0	25-17, 25-6, 25-22
9/3	*GEORGIA TECH	W	3-2	25-22, 27-25, 22-25, 16-25, 15-12
9/9	&MISSISSIPPI ST.	W	3-1	25-16, 24-26, 28-26, 25-16
9/9	&MIAMI (FL)	W	3-0	25-19, 25-17, 25-23
9/10	&LOYOLA	W	3-0	25-19, 25-21, 25-14
9/13	CREIGHTON	W	3-1	19-25, 25-23, 28-26, 25-21
9/16	\$vs UMKC	W	3-1	25-18, 25-16, 25-27, 25-17
9/16	\$at Arkansas	W	3-0	25-21, 25-17, 25-13
9/17	\$vs Southern Miss	W	3-1	25-23, 25-18, 23-25, 25-15
9/21	*IOWA STATE	W	3-1	21-25, 25-17, 25-17, 25-15
9/25	*at Baylor	L	0-3	23-25, 22-25, 19-25
10/1	*#4 TEXAS	L	2-3	22-25, 27-25, 17-25, 25-18, 12-15
10/5	*at Texas Tech	W	3-0	25-18, 25-19, 25-20
10/8	*TCU	W	3-1	33-31, 21-25, 25-18, 25-15
10/12	*at #6 Kansas	L	0-3	15-25, 20-25, 23-25
10/15	*at Oklahoma	W	3-1	13-25, 25-19, 25-21, 28-26
10/22	*WEST VIRGINIA	W	3-2	25-12, 21-25, 26-24, 20-25, 15-8
10/26	*at Iowa State	L	1-3	25-23, 23-25, 24-26, 15-25
10/29	*BAYLOR	W	3-1	25-22, 21-25, 25-13, 25-20
11/2	*#4 KANSAS	L	2-3	18-25, 28-26, 22-25, 25-21, 11-15
11/5	*at TCU	L	0-3	20-25, 12-25, 22-25
11/9	*at West Virginia	W	3-2	26-24, 25-19, 22-25, 22-25, 15-10
11/16	*OKLAHOMA	W	3-1	23-25, 25-18, 25-15, 25-21
11/19	*at #7 Texas	L	1-3	10-25, 15-25, 25-20, 17-25
11/26	*TEXAS TECH	W	3-0	25-16, 25-21, 25-17
12/2	>LIPSCOMB	W	3-0	28-26, 25-15, 26-24
12/3	> OHIO STATE	L	2-3	20-25, 22-25, 25-22, 25-23, 15-17

% - Wahine Invitational (Honolulu, Hawaii); ^ - K-State Invitational (Manhattan, Kan.); & - Wildcat Classic (Manhattan, Kan.); \$ - Arkansas Invitational (Fayetteville, Ark.); * - Big 12 Conference opponent; > - NCAA Tournament (Manhattan, Kan.)
 3-set matches: 7-4; 4-set matches: 11-3; 5-set matches: 3-3

2017

10-19 overall 3-13 Big 12 (Ninth)
Home: 3-9 Away: 2-9 Neutral: 5-1
Final National Ranking: N/A
Head Coach: Suzie Fritz
Associate Head Coach: Jeff Grove
Assistant Coach: Trent Sorensen

8/25	%vs Pacific	W	3-1	15-25, 28-26, 25-13, 31-29
8/26	%vs Idaho	W	3-0	25-23, 25-18, 25-15
8/26	%at Oregon State	L	0-3	18-25, 19-25, 20-25
8/31	*ARKANSAS	L	2-3	25-21, 14-25, 23-25, 25-15, 9-15
9/1	*SYRACUSE	L	1-3	25-17, 18-25, 22-25, 18-25
9/2	*#6 WISCONSIN	L	0-3	17-25, 16-25, 20-25
9/7	&vs North Florida	W	3-1	25-18, 25-19, 21-25, 25-23
9/8	&vs Xavier	W	3-0	25-22, 25-19, 25-19
9/8	&at Georgia Tech	L	2-3	19-25, 25-16, 21-25, 25-21, 14-16
9/12	UMKC	W	3-1	21-25, 25-11, 25-18, 25-18
9/14	\$at Omaha	W	3-1	25-22, 25-18, 19-25, 25-18
9/15	\$vs #10 Nebraska	L	0-3	22-25, 11-25, 16-25
9/16	\$vs UNI	W	3-2	25-22, 24-26, 29-27, 23-25, 15-6
9/20	*at Oklahoma	W	3-2	19-25, 25-16, 25-21, 13-25, 15-8
9/24	*#12 KANSAS	L	2-3	20-25, 25-21, 25-22, 15-25, 14-16
9/30	*at #5 Texas	L	0-3	17-25, 12-25, 16-25
10/4	*at TCU	L	1-3	30-28, 17-25, 29-31, 21-25
10/7	*TEXAS TECH	W	3-2	25-15, 23-25, 17-25, 25-18, 15-11
10/11	*at #23 Iowa State	L	0-3	12-25, 16-25, 25-27
10/14	*#25 BAYLOR	L	1-3	22-25, 21-25, 25-22, 11-25
10/21	*at West Virginia	L	2-3	25-16, 19-25, 22-25, 25-19, 11-15
10/25	*#22 IOWA STATE	L	0-3	18-25, 24-26, 23-25
10/28	*at Texas Tech	L	2-3	18-25, 25-17, 25-17, 23-25, 12-15
11/1	*#3 TEXAS	L	2-3	25-21, 26-24, 18-25, 15-25, 11-15
11/8	*at #11 Kansas	L	1-3	25-14, 21-25, 15-25, 22-25
11/11	*TCU	L	2-3	25-22, 14-25, 20-25, 25-17, 14-16
11/15	*at #19 Baylor	L	1-3	14-25, 25-20, 16-25, 19-25
11/18	*OKLAHOMA	W	3-0	25-22, 25-22, 25-14
11/22	*WEST VIRGINIA	L	0-3	22-25, 25-27, 18-25

% - Beaver State Classic (Corvallis, Ore.); ^ - K-State Invitational (Manhattan, Kan.); & - Georgia Tech Invitational (Atlanta, Ga.); \$ - Omaha Challenge (Omaha, Neb.); * - Big 12 Conference opponent; 3-set matches: 3-7; 4-set matches: 4-5; 5-set matches: 3-7

2018

15-12 overall 5-11 Big 12 (Eighth)
Home: 6-6 Away: 7-5 Neutral: 2-1
Final National Ranking: N/A
Head Coach: Suzie Fritz
Associate Head Coach: Jeff Grove
Assistant Coach: Trent Sorensen

8/25	%at Hawaii	W	3-0	25-21,2 9-27, 25-20
8/26	%at Hawaii	W	3-0	25-21, 27-25, 25-19
8/31	*vs Marquette	L	0-3	22-25, 19-25, 22-25
9/1	*at Saint Louis	W	3-1	25-18, 25-19, 20-25, 25-19
9/1	*vs Western Kentucky	W	3-1	25-18, 25-22, 26-28, 25-17
9/4	MISSOURI STATE	W	3-0	25-18, 26-24, 25-8
9/7	&NORTH TEXAS	W	3-0	25-18, 25-18, 25-21
9/7	&OREGON STATE	W	3-1	20-25, 25-22, 25-23, 25-22
9/8	&OMAHA	W	3-0	25-11, 26-24, 25-22
9/11	at UMKC	W	3-0	25-20, 25-16, 25-22
9/14	\$vs Green Bay	W	3-1	25-21, 25-15, 23-25, 25-12
9/19	*#5 TEXAS	L	2-3	26-24, 19-25, 17-25, 25-18, 17-19
9/21	*at Oklahoma	L	0-3	19-25, 19-25, 21-25
9/26	*at West Virginia	L	0-3	21-25, 15-25, 17-25
9/29	*TCU	L	1-3	22-25, 25-18, 12-25, 22-25
10/3	*at Texas Tech	L	2-3	27-25, 20-25, 25-19, 21-25, 11-15
10/10	*IOWA STATE	L	1-3	19-25, 23-25, 25-21, 16-25
10/17	*#22 KU	W	3-1	25-19, 23-25, 25-21, 27-25
10/20	*at #24 Baylor	W	3-0	25-23, 27-25, 28-26
10/24	*OKLAHOMA	L	1-3	23-25, 17-25, 25-23, 19-25
10/26	*at Iowa State	L	1-3	15-25, 25-21, 24-26, 15-25
11/3	*WEST VIRGINIA	W	3-0	25-12, 25-17, 25-23
11/7	*at #5 Texas	L	0-3	19-25, 15-25, 19-25
11/10	*BAYLOR	L	0-3	18-25, 17-25, 11-25
11/14	*at KU	W	3-2	22-25, 23-25, 25-12, 25-20, 15-9
11/17	*TEXAS TECH	L	1-3	25-21, 22-25, 24-26, 15-25
11/21	*at TCU	W	3-1	25-27, 25-23, 25-21, 25-21

% - Hawaiian Airlines Rainbow Wahine Classic (Honolulu, Hawaii); ^ - Marcia E. Hamilton Classic (St. Louis, Mo.); & - K-State Invitational (Manhattan, Kan.); \$ - Gopher Fall Classic (Minneapolis, Minn.); * - Big 12 Conference opponent; 3-set matches: 8-5; 4-set matches: 6-5; 5-set matches: 1-2

OVERALL RECORDS IN MATCHES

2-set matches:	139-111-12
2-1 matches:	39-39
3-set matches:	357-235
4-set matches:	187-172
5-set matches:	117-94

Superlatives

Most 3-set matches in a season: (1996, 2002)	21
Most 4-set matches in a season: (2016)	14
Most 5-set matches in a season: (2017)	10

Fewest 3-set matches in a season: (1986)	9
Fewest 4-set matches in a season: (2000)	4
Fewest 5-set matches in a season: (1983, 1987, 1989, 1990, 1998, 2002, 2012, 2018)	3

Longest Sets, Rally Scoring Era (2001-present)

Longest 1st set won: 33-31, (three times) last: vs TCU (10/8/16)	
Longest 1st set lost: 35-33, at Texas (11/29/03)	
Longest 2nd set won: 35-33, (two times) last: at Missouri State (8/27/05)	
Longest 2nd set lost: 39-37, vs. Iowa State (10/2/04)	

Longest 3rd set won: 39-37, vs. Missouri (10/23/02)	
Longest 3rd set lost: 34-32, (two times) last: vs. Colorado (10/7/06)	

Longest 4th set won: 35-33, vs. Iowa State (10/27/07)	
Longest 4th set lost: 31-29 (three times) last: vs. Washington St. (12/6/02)	

Longest 5th set won: 21-19, at Baylor (10/25/08)	
Longest 5th set lost: 19-17, vs. #5 Texas (9/19/18)	



2019 SCHEDULE

at WOLFPACK INVITATIONAL

8.30	at	N.C. STATE
8.31	vs	AUSTIN PEAY
8.31	vs	MARYLAND

K-STATE INVITATIONAL

9.5	vs	CLEMSON
9.6	vs	OMAHA
9.7	vs	CENTRAL ARKANSAS

at MSU FALL INVITATIONAL

9.12	at	MISSOURI STATE
9.13	vs	WEBER STATE
9.13	vs	DAYTON

at NORTH TEXAS CHALLENGE

9.19	at	NORTH TEXAS
9.20	vs	OHIO
9.21	vs	NEW MEXICO

9.28	at	TCU
10.2	vs	TEXAS TECH
10.5	at	BAYLOR
10.9	vs	TEXAS
10.12	vs	WEST VIRGINIA
10.16	at	OKLAHOMA
10.23	vs	KU
10.26	at	IOWA STATE
10.30	at	WEST VIRGINIA
11.2	vs	TCU
11.9	vs	IOWA STATE
11.13	at	TEXAS
11.16	at	KU
11.20	vs	OKLAHOMA
11.23	vs	BAYLOR
11.30	at	TEXAS TECH