



2019-20

MEDIA GUIDE

K-STATE WOMEN'S BASKETBALL





PEYTON WILLIAMS

SR. FORWARD

- **1,122** Career points
- **659** Career rebounds
- **90** Career blocked shots
- Fourth player in program history with **1,000** or more points, **600** or more rebounds and **80** or more blocks
- **21** Career double-doubles; ranks seventh in program history
- **496/300** One of two returning players in the Big 12 to register **495** or more points and **300** or more rebounds
- **303** Registered a career-high for rebounds in the 2018-19 season, fourth player in program history with **300** or more rebounds in a season
- **4** Academic Honors during the 2018-19 season
2019 Google Cloud Academic All-District VII First Team; 2019 Big 12 Women's Basketball Scholar-Athlete of the Year; 2019 Academic All-Big 12 First Team; 2019 Big 12/Dr. Gerald Lage Academic Achievement Award)
- Won a silver medal with the 2019 U.S. Pan American Games Women's Team in August



2 | K-STATE WOMEN'S BASKETBALL

2	Table of Contents
3	Quick Facts
4	2019-20 Schedule
5	2019-20 TV/Radio Roster
6-7	Ice Family Basketball Center
8-9	2008 & 2004 Big 12 Champions
10-11	Historical Relevance
12-13	Postseason Appearances
14-15	Bramlage Coliseum
16-17	Head Coach Jeff Mittie
18-19	National Prominence
20-21	K-State and USA Basketball
22-23	Wildcats in the WNBA
24-25	National Media Attention
26-27	Strength & Conditioning
28-29	Fueling the Wildcats
30-31	Academic Excellence
32-35	This is Kansas State
36-37	University Administration
38-39	City of Manhattan

40 | COACHING STAFF

40-43	Head Coach Jeff Mittie
44	Associate Head Coach Brian Ostermann
45	Assistant Coach Chris Carr
46	Assistant Coach Ebony Haliburton
47-48	Support Staff

49 | MEET THE WILDCATS

49	2019-20 Roster & Roster Breakdown
50-51	2019-20 Season Outlook
52-53	Jasauen Beard
54-57	Peyton Williams
58-59	Rachel Ranke
60-61	Ashley Ray
62-63	Alisa Wiggins
64-65	Cymone Goodrich
66-67	Christianna Carr
68-69	Laura Macke
70-71	Savannah Simmons
72	Angela Harris
73	Ayoka Lee
74	Emma Chapman
75	Emilee Ebert
76	Jada Thorpe
77-80	Career Game-by-Game Stats

81 | 2018-19 SEASON IN REVIEW

81	2018-19 Season Notes & Awards
82	2018-19 Season Statistics
83	2018-19 Season Results
84	2018-19 Game-By-Game Statistics
85	2018-19 Superlatives
86-87	2018-19 Additional Statistics
88-93	2018-19 Box Scores
94-99	Departed Seniors
100	2018-19 Big 12 Conference Review
101-102	2018-19 Big 12 Conference Statistics

103 | 2019-20 OPPONENTS

103	Big 12 Conference
104-105	Big 12 Composite Schedule
105	Phillips 66 Big 12 Basketball Championships
106-109	K-State Big 12 Championships Records
110	Big 12 Conference Honors and Awards
111	Opponent Records/2019-20 Series History
112-116	2019-20 Non-Conference Opponents
117-125	Big 12 Opponents
126	Kansas State vs. Opponents
127	Kansas State vs. Conferences
128-134	Series Records



2019-20 seniors: Peyton Williams (left), Angela Harris (center) and Jasauen Beard (right).

135 | RECORD BOOK

135-139	1,000 Point Club
140	Last Time by K-State
140-141	Scoring Records
142	30-Point Games in School History
143	Field Goal Records
144	3-Point Field Goal Records
145	Free Throw Records
146	Rebounding Records
147	Assist Records
148	Steal Records
149	Block Records
150	Triple-Doubles
151-153	Double-Doubles
154-155	Miscellaneous Player Records
156-157	Bramlage Coliseum Records, Facts & Figures
158	Overall Attendance Records
159	Miscellaneous Team Records
160-161	Year-By-Year Summary
162	All-Time Team Statistics
163	Year-By-Year Leaders
164	Kansas State in the National Polls
165-166	Kansas State vs. Ranked Opponents

167 | K-STATE HISTORY

167-169	NCAA Tournament Records
170	NCAA Tournament Player Stats
171-174	NCAA Tournament Teams
175-179	NCAA Tournament Box Scores
180	Additional Postseason History
181-182	Kansas State Retired Uniforms
183	K-State All-Americans & National Honors
184	Conference Honors
185	National Teams & K-State Hall of Fame
186-188	K-State Women's Basketball Timeline
189	Miscellaneous History
190-191	All-Time Letterwinners
192-199	All-Time Player Career Statistics
200-208	Year-By-Year Results

209 | WELCOME TO K-STATE

209	Nike Basketball Ad
210-212	Athletics Administration
213	K-State Compliance & NCAA Regulations
214	2018-19 K-State Athletics in Review
215-216	Media Policies and Procedures
216	Wildcats on the Air
217	Kansas State Athletic Communications
218	Media Outlets
219	Manhattan, Kansas - "The Little Apple"
220	Big 12 Ad

EDITORIAL CREDITS

The 2019-20 Kansas State Women's Basketball Media Guide was published by the Kansas State Department of Athletics. This guide is a product of the Kansas State Athletics Communications Office and was written, edited, compiled and designed by Randy Peterson, Assistant Director of Athletics Communications, using Adobe InDesign (layout) and Adobe Photoshop CS (design). Cover design by Ron Cook, Kansas State Director of Graphic Design. Special thanks to the Kansas State women's basketball coaching staff, Ella Henton, Heather, Colbie and Zeke Peterson, Tom and Julie Peterson, and Cindy, Cole, Evie and Riley Gillund.

PHOTOGRAPHY CREDITS

Scott Weaver (K-State Athletics), Peter Aiken (PGA Photography), Tim Cowie (Tim Cowie Photography), Kevin McCarty (K-State Athletics), Greg Carroccio (Sideline Photos, LLC), J.B. Gallegos, Bob Nixon, Atlanta Dream, Dallas Wings, New York Liberty, Phoenix Mercury, San Antonio Silver Stars, Connecticut Sun, Chicago Sky, D. Clarke Evans (NBAE/Getty Images), Jennifer Pottheiser (NBAE/Getty Images), Washington Mystics, NBA Photos, Mitchell Layton, Bob Stowell, WBCA, USA Basketball and FIBA Archive.

PRINTING

Sun Graphics
1818 Broadway
Parsons, KS 67357

To purchase additional copies of this guide, please send a check or money order for \$25 (which includes shipping and handling) to: K-State Athletics Communications, 1800 College Ave, West Stadium Center, Manhattan, KS 66502.



BIG 12 CONFERENCE

GENERAL INFORMATION

Location:Manhattan, KS 66502
 Founded:1863
 Enrollment:22,795
 Nickname:Wildcats
 Colors:Purple (Pantone 2695C), Silver (PMS 877) and White
 Home Arena (Capacity):Bramlage Coliseum (12,528)
 Affiliation:NCAA Division I
 Conference:Big 12 Conference
 President (Alma Mater):Richard Myers
 (K-State '65 & Auburn '77)
 Athletics Director (Alma Mater):Gene Taylor (Arizona State '80)
 Associate AD/SWA (Alma Mater):Jill Shields (Central Florida '80)
 Athletics Department Phone:(785) 532-6910
 Ticket Office Phone:1-800-221-CATS

The Department of Intercollegiate Athletics recognizes the diversity of individuals and their contributions that support Kansas State University. The Department of Intercollegiate Athletics is committed to providing student-athletes with an inclusive University experience and environment. The Department respects each individual's participation in the success of their team, the Department, and the University at large and is committed to providing equal opportunities for all student-athletes.

ATHLETICS COMMUNICATIONS

Sr. Associate AD for Communications & PR:Kenny Lannou
 Director of WBB Communications:Randy Peterson
 Office Phone:785-532-7975
 Cell Phone:785-587-7769
 E-mail:rpeterson@kstatesports.com
 Athletics Communications Main Office Phone:785-532-6735
 Athletics Communications Fax:785-532-6093
 Athletics Communications Mailing Address:
 1800 College Avenue
 West Stadium Center
 Manhattan, KS 66502
 Overnight Address:same as above
 Website:www.k-statesports.com

RADIO BROADCAST INFORMATION

Radio Station:K-State Sports Network
 Radio Contact Person:Ben Boyle, General Manager
 Address:
 K-State Sports Properties
 1800 College Avenue
 Manhattan, KS 66502
 Phone:785-532-2005
 Play-by-Play Announcer:Brian Smoller
 Color Analysts:Kristin Waller, Missy Heidrick



Nike is the official footwear, apparel supplier and sponsor of K-State women's basketball.



Jeff Mittie
Head Coach



Brian Ostermann
Assoc. Head Coach



Chris Carr
Asst. Coach



Ebony Haliburton
Asst. Coach

COACHING STAFF

Head Coach:Jeff Mittie (6th Season)
 Alma Mater:Missouri Western '89
 Career Record (Years):554-301 (27 Years)
 Record at School (Years):100-66 (5 years)
 Basketball Office Phone:785-532-6970
 Best Time to Reach Coach:Contact SID
 Associate Head Coach:Brian Ostermann (6th season)
 Alma Mater:Wisconsin-La Crosse '88
 Assistant Coach:Chris Carr (4th season)
 Alma Mater:Argosy '12
 Assistant Coach:Ebony Haliburton (1st season)
 Alma Mater:Oral Roberts '08
 Coordinator of Recruiting OperationsEbony Gilliam (6th season)
 Director of Student-Athlete Development.....Sadie Thrasher (2nd season)
 Director of Video Operations.....Staci Gregorio (1st season)
 Director of Basketball AdministrationAlly Connolly (1st season)

TEAM INFORMATION

2018-19 Overall Record:21-12
 Home: 12-4 Away: 7-3 Neutral: 2-5
 2018-19 Big 12 Conference Record:11-7
 2018-19 Big 12 Conference Finish:t4th
 2019 Postseason:NCAA 1st Round
 2019 Final Rankings:rv (AP)/nr (Coaches')
 Starters Returning/Lost:3/2
 Letterwinners Returning/Lost:8/2
 Newcomers/Redshirts:4/2

BASKETBALL HISTORY

Seasons of Basketball:52nd Season
 First Year of Basketball/Record:1968-69 (11-3)
 Overall All-Time Record:953-595 (.616)
 Record in Bramlage Coliseum:335-133 (.716)
 NCAA Appearances/Last:16/2019
 WNIT Appearances/Last:Six/2018
 Last Postseason Opponent (Result):2019 NCAA 1st Round
vs. Michigan (L, 84-54)

K-STATEHD.TV

K-StateHD.TV is the Emmy Award-winning video production arm of K-State Athletics, providing a world-wide connection for K-State athletic and academic endeavors. Through kstatesports.com/watch and K-State Athletics' social media platforms, K-StateHD.TV produces over 1,500 Wildcat videos a year, including commercial-free, on-demand viewing of every football game and all home men's basketball, women's basketball, soccer, volleyball, and baseball games within 72 hours of the event.


Nationally recognized since inception in 2011, K-StateHD.TV teams Kansas State University staff and students with K-State Athletics' staff to produce around 70 live events each year for Big 12 Conference distribution partners, including the recently announced Big 12 Now on ESPN+ offering. To learn more about Big 12 Now on ESPN+, visit www.kstatesports.com/big12now.

K-STATE QUICK FACTS



ON THE COVER

On the 2019-20 Kansas State Women's Basketball media guide cover: senior Peyton Williams, junior Rachel Ranke and sophomore Christianna Carr.



FOLLOW K-STATE ON SOCIAL MEDIA

Kansas State athletics can be followed through the social media networks of Twitter, Facebook, Instagram, SnapChat and Youtube. You can follow K-State on Twitter through both @kstatesports, @kstate_gameday and @KStateWBB. Fans can become friends of K-State on Facebook by going to facebook.com/kstatesports.

K-STATESPORTS.COM



Kansas State women's basketball information along with each of K-State's 16 varsity intercollegiate sports can be found at www.kstatesports.com. K-State Athletics and SideArm Sports - one of the nation's leading sports technology providers - have partnered on a new kstatesports.com, mobile/tablet applications and full digital platform. Statistics, live game video and audio broadcasts, press releases, photo galleries, schedules and much more can all be found at the revamped k-statesports.com.

DAY	DATE	OPPONENT	LOCATION	TIME
Tuesday	October 29	Washburn (exhibition) (Big 12 Now on ESPN+)	Manhattan, Kan.	6:30 p.m.
Friday	November 1	Fort Hays State (exhibition) (Big 12 Now on ESPN+)	Manhattan, Kan.	6:30 p.m.
4 Friday	November 8	Omaha (Big 12 Now on ESPN+)	Manhattan, Kan.	6:30 p.m.
Monday	November 11	UIC (Big 12 Now on ESPN+)	Manhattan, Kan.	6:30 p.m.
Monday	November 18	Oral Roberts (Big 12 Now on ESPN+)	Manhattan, Kan.	6:30 p.m.
Sunday	November 24	UT Arlington (Big 12 Now on ESPN+)	Manhattan, Kan.	2 p.m.
JUNKANOO JAM				
Friday	November 29	vs. Memphis (FloHoops.com)	Bimini, Bahamas	2 p.m.
Saturday	November 30	vs. LSU/Michigan State (FloHoops.com)	Bimini, Bahamas	3:30 p.m./5:45 p.m.
Tuesday	December 3	UIW (Big 12 Now on ESPN+)	Manhattan, Kan.	6:30 p.m.
BIG 12/SEC CHALLENGE				
Saturday	December 7	at Arkansas (SEC Network+)	Fayetteville, Ark.	2 p.m.
Saturday	December 14	at Kansas City (WAC Digital Network)	Kansas City, Mo.	1 p.m.
Saturday	December 21	at Oregon (Oregon Live Stream)	Eugene, Oregon	2 p.m.
Saturday	December 28	UTRGV (Big 12 Now on ESPN+)	Manhattan, Kan.	2 p.m.
Sunday	January 5	West Virginia (FSN)	Manhattan, Kan.	12 p.m.
Saturday	January 11	at Texas Tech (FOX Sports Southwest)	Lubbock, Texas	3 p.m.
Wednesday	January 15	Oklahoma State (Big 12 Now on ESPN+)	Manhattan, Kan.	6:30 p.m.
Sunday	January 19	Texas (Big 12 Now on ESPN+)	Manhattan, Kan.	2 p.m.
Wednesday	January 22	at Iowa State	Ames, Iowa	6:30 p.m.
Saturday	January 25	Oklahoma (Big 12 Now on ESPN+)	Manhattan, Kan.	2 p.m.
Wednesday	January 29	at Kansas (FSN)	Lawrence, Kan.	8 p.m.
Saturday	February 1	at TCU (FOX Sports Southwest)	Fort Worth, Texas	1 p.m.
Wednesday	February 5	Texas Tech (Big 12 Now on ESPN+)	Manhattan, Kan.	6:30 p.m.
Saturday	February 8	Baylor (Big 12 Now on ESPN+)	Manhattan, Kan.	2 p.m.
Tuesday	February 11	at West Virginia	Morgantown, W. Va.	6 p.m.
Sunday	February 16	at Oklahoma (FS1)	Norman, Okla.	2 p.m.
Wednesday	February 19	TCU (Big 12 Now on ESPN+)	Manhattan, Kan.	6:30 p.m.
Saturday	February 22	at Texas (Longhorn Network)	Austin, Texas	12 p.m.
Wednesday	February 26	Iowa State (Big 12 Now on ESPN+)	Manhattan, Kan.	6:30 p.m.
Saturday	February 29	at Baylor (Big 12 Now on ESPN+)	Waco, Texas	6 p.m.
Tuesday	March 3	at Oklahoma State	Stillwater, Okla.	7 p.m.
Sunday	March 8	Kansas (Big 12 Now on ESPN+)	Manhattan, Kan.	2 p.m.
2020 PHILLIPS 66 BIG 12 BASKETBALL CHAMPIONSHIP (Municipal Auditorium)				
Thursday	March 12	First Round	Kansas City, Mo.	6 p.m./8:30 p.m.
Friday	March 13	Quarterfinals	Kansas City, Mo.	11 a.m./1:30 p.m./6 p.m./8:30 p.m.
Saturday	March 14	Semifinals	Kansas City, Mo.	1 p.m./3:30 p.m.
Sunday	March 15	Final	Kansas City, Mo.	7 p.m.
2020 NCAA TOURNAMENT FIRST & SECOND ROUND (sites to be determined)				
Friday	March 20	First Round	TBD	TBD
Saturday	March 21	First Round	TBD	TBD
Sunday	March 22	Second Round	TBD	TBD
Monday	March 23	Second Round	TBD	TBD
2020 NCAA TOURNAMENT REGIONALS (Greenville, S.C.; Fort Wayne, Ind.; Dallas, Texas; Portland, Ore.)				
Friday	March 27	Regional Semifinals	TBD	TBD
Saturday	March 28	Regional Semifinals	TBD	TBD
Sunday	March 29	Regional Finals	TBD	TBD
Monday	March 30	Regional Finals	TBD	TBD
2020 NCAA FINAL FOUR (Smoothie King Center)				
Friday	April 3	National Semifinals	New Orleans, La.	TBD
Sunday	April 5	National Final	New Orleans, La.	TBD

All Times Central | HOME GAMES IN BOLD | * - Big 12 Conference game



1 | SAVANNAH SIMMONS
G • 6-1 • So.
Bel Air, Md.



2 | CYMONE GOODRICH
G • 5-10 • R-So.
Chicago, Ill.



3 | ANGELA HARRIS
G • 5-6 • Sr.
Cypress, Texas



5 | ALISA WIGGINS
G • 5-8 • Jr.
Montclair, N.J.



10 | JADA THORPE
G • 5-7 • Fr.
Chicago, Ill.



11 | PEYTON WILLIAMS
F • 6-4 • Sr.
Topeka, Kan.



12 | RACHEL RANKE
G • 6-1 • Jr.
Burnsville, Minn.



13 | LAURA MACKE
F • 6-2 • So.
Baileysville, Kan.



24 | EMILEE EBERT
G • 6-0 • Fr.
Frankfort, Kan.



25 | JASAUEN BEARD
F • 5-11 • Sr.
Midwest City, Okla.



33 | ASHLEY RAY
F • 6-4 • Jr.
Girard, Kan.



43 | CHRISTIANNA CARR
G • 6-1 • So.
Manhattan, Kan.



44 | EMMA CHAPMAN
F • 6-2 • Fr.
Columbia, Mo.



50 | AYOKA LEE
C • 6-5 • R-Fr.
Byron, Minn.



JEFF MITTIE
Head Coach



BRIAN OSTERMANN
Associate Head Coach



CHRIS CARR
Assistant Coach



EBONY HALIBURTON
Assistant Coach



EBONY GILLIAM
Coordinator of Recruiting Ops.



SADIE THRASHER
Dir. of Student Athlete Development

THE FUTURE OF K-STATE BASKETBALL IS HERE



James & Laura Johnson Atrium



Berney Family Reception Center

ICE FAMILY BASKETBALL CENTER

Classic design inspired by Ahearn Field House and includes K-State limestone

Located east of Bramlage Coliseum, in close proximity for game day activities and other facilities such as the Academic Learning Center

Size: Approximately 50,000 square feet

Dedicated: October 2012

AMENITIES

- Fully functional men's and women's basketball facilities
- Practice courts (2 full-sized courts designed for shared or private use)
- Locker rooms for both programs and coaches
- Two Players lounges (a private space for players to share)
- Coaches offices (assistant coaches offices overlook practice courts)
- Weight room (2500+ square feet)
- Sports medicine center with a state-of-the-art hydrotherapy facility
- Team film room (theatre-style seating utilized by both programs)
- Entrance atrium & viewing deck (open design ideal for donor receptions and recruiting functions)



Chase and Elizabeth Wilson Auditorium



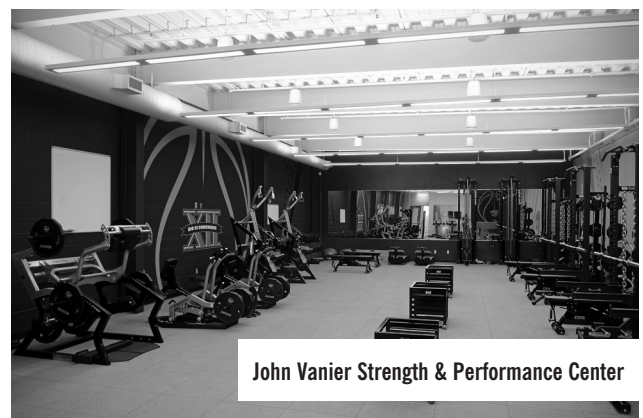
Debra Von Waaden Women's Basketball Player Lounge



Breidenthal Family Women's Basketball Locker Room



Carl & Mary Ice Sports Medicine Center



John Vanier Strength & Performance Center

KANSAS STATE HEAD WOMEN'S BASKETBALL COACH JEFF MITTIE:

























"The first thing that comes to mind with the Basketball Training Facility is what we can do for our student-athletes in regards to their development as a student-athlete. We have every tool necessary to help them improve and take care of their bodies. It is in a location that is right next door to where they live. We have everything necessary to make the total person and the total player."







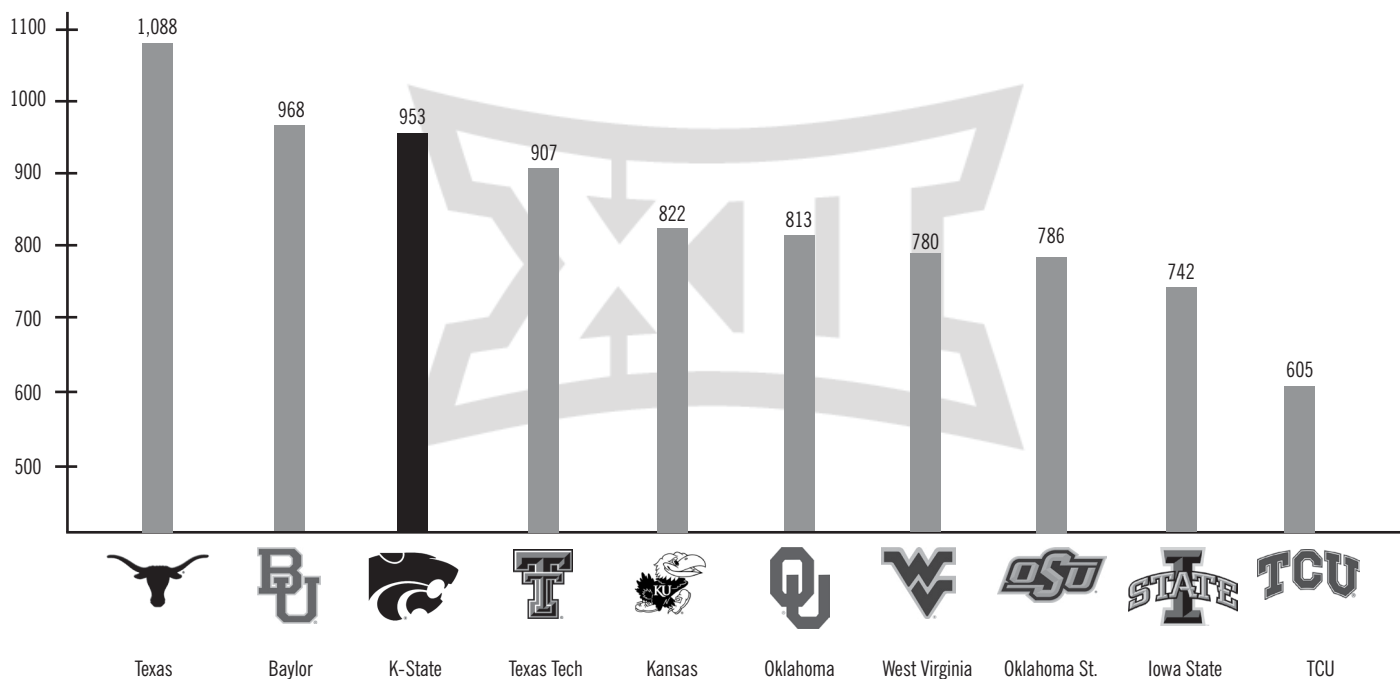
With a 62-49 win over UT Arlington on December 7, 2016, Kansas State became the 20th program in NCAA Division I women's basketball history and the second in the Big 12 to record 900 or more wins.

1.  Tennessee 1363	2.  Connecticut 1153	3.  Louisiana Tech 1124	4.  James Madison 1123	5.  Stanford 1091	6.  Texas 1088
7.  Stephen F. Austin 1080	8.  Old Dominion 1060	9.  Ohio State 1040	10.  Green Bay 1005	11.  Western Kentucky 1004	12.  Maryland 1001
13.  Notre Dame 999	14.  Georgia 980	15.  North Carolina 969	t16.  Belmont 968	t16.  Baylor 968	18.  KANSAS STATE 953
19.  Penn State 948	t20.  Tennessee Tech 940	t20.  Rutgers 940	22.  Long Beach State 934	23.  Auburn 933	24.  Montana 932



K-State's record entering its 52nd season of women's basketball stands at **953-595 (.616)**. The Wildcats have accumulated 25 20-win seasons.

ALL-TIME WINS OF BIG 12 MEMBERS





MARCH MADNESS

KANSAS STATE ALL-TIME NCAA TOURNAMENT APPEARANCES (16)

2019 NCAA First Round
 2017 NCAA Second Round
 2016 NCAA Second Round
 2012 NCAA Second Round
 2011 NCAA First Round
 2009 NCAA Second Round
 2008 NCAA Second Round
 2005 NCAA Second Round
 2004 NCAA Second Round
 2003 NCAA Second Round
 2002 NCAA Sweet 16
 1997 NCAA First Round
 1987 NCAA First Round
 1984 NCAA Sweet 16
 1983 NCAA Sweet 16
 1982 NCAA Elite Eight

For a complete list of opponents, records and box scores from K-State's NCAA Tournament appearances, turn to page 167.





KANSAS STATE ALL-TIME WNIT TOURNAMENT APPEARANCES (6)



16-5

K-State is 16-5 in WNIT games, which includes a 16-3 record in games played in Bramlage.

13,340

A sell-out crowd of 13,340 fans in Bramlage Coliseum witnessed K-State's 77-65 win over Marquette in the 2006 WNIT final.

2018 WNIT Third Round
2015 WNIT Second Round
2013 WNIT Semifinals
2007 WNIT Semifinals
1999 WNIT Second Round



BRAMLAGE COLISEUM

In 18 straight seasons, Kansas State has finished in the top 35 nationally among NCAA Division I women's basketball attendance leaders. Affectionately known as the "Purple Palace," the Wildcats have lost only 17 non-conference games over the last 20 plus years in the venue, going a sterling 148-17 (.897).

The Wildcats finished the 2016-17 season ranked 15th in the nation for attendance by averaging 5,136 fans per game at Bramlage Coliseum. The 92,454 total fans in 2016-17 marked the sixth-highest total in program history.

In the 2011-12 season, K-State was selected as the Big 12 Conference's "Pack the House" champion for the second straight season and one of 33 winners among NCAA Division I schools across the nation. K-State drew a season-high 12,528 fans to its Feb. 4, 2012 game against eventual national champion Baylor. This was the highest attended women's game in Bramlage since March 31, 2006 when K-State hosted the WNIT Final in front of a sell-out crowd of 13,340.

The Wildcats have finished among the top-10 in the national attendance rankings four times, checking in with a school-record fifth-place finish in 2002-03 (which included 11 games with 8,000 or more fans in attendance) and then notched a pair of eighth place efforts in 2003-04 and 2004-05.

DID YOU KNOW?

Since the 1996-97 season, Kansas State owns a 43-12 (.782) record in Bramlage Coliseum when the attendance is 7,500 fans or larger.

HOME CROWDS OVER 10,000 AT BRAMLAGE COLISEUM

1.	Nebraska (1/12/02)	13,466
	Marquette (3/31/06)	13,340
	Kansas (1/17/04)	13,340
	Texas A&M (2/22/03)	13,340
	Oklahoma State (2/15/03)	13,340
	Texas (1/25/03)	13,340
	Iowa State (2/2/02)	13,340
	Texas Tech (1/27/02)	13,340
9.	Baylor (2/4/12)	12,528
	Connecticut (12/11/16)	12,528
11.	Texas Tech (3/3/04)	12,174
12.	Oklahoma (2/13/02)	11,789
13.	Arkansas (3/17/02)	11,786
14.	Colorado (1/11/03)	11,753
15.	Notre Dame (3/25/03)	11,534
16.	Kansas (2/26/05)	11,254
17.	Iowa (1/5/03)	10,913
18.	Oklahoma (1/31/04)	10,866
19.	Harvard (3/23/03)	10,732
20.	Kansas (2/26/03)	10,702
21.	Kent State (3/15/02)	10,573

IMPROVEMENTS TO BRAMLAGE

In keeping with its goal of providing "The Best Fan Experience in the Big 12," K-State Athletics partnered with Wrightson, Johnson, Haddon and Williams, Inc. (WJHW), one of the top acoustical consulting and electronic systems design firms in the country, to manage the project, which was completed in October of 2014.

The improvements to Bramlage, which will total \$2.4 million, included:

- Panasonic center-hung 25'x 18' SMD LED videoboard, which will have a display more than four times larger than the existing videoboard in Bramlage Coliseum. The four-sided videoboard features a 6mm high-definition display on each face with a 5-foot upper ring and 2-foot, 4-inch lower ring for statistics, crowd engagement and sponsor integration.
- Six additional 6mm LED displays will be installed above the seating on the north and south ends of the arena with three located above Sections 12-15 on the north end and three above Section 24 to Section 1 on the south end.
- A new sound system with nearly 100 total loudspeakers, and utilize the latest amplifier and digital signal processing with more than 200,000 watts of amplification.
- New LED lighting system will provide a more efficient and higher quality of output in the arena and allows for special effects during pregame introductions and during special halftime shows and recognitions.

For a complete list of Bramlage Coliseum facts & records, turn to pages 156-158.



HOME OF THE WILDCATS

K-STATE IN BRAMLAGE COLISEUM BY THE NUMBERS

3

NCAA Tournament first and second rounds K-State has hosted (2002, 2003 & 2017)

6

Number of K-State women's basketball players to have their number raised to the rafters of Bramlage Coliseum (2, Brittany Chambers; 3, Nicole Ohlde; 5 Shalee Lehning; 10 Priscilla Gary; 33, Tammie Romstad; 53, Kendra Wecker).

13-0

K-State registered its first undefeated home record in Bramlage Coliseum in the 2003-04 season.

42

School record for points scored in Bramlage Coliseum, set by Brittany Chambers on March 21, 2013 against Texas Southern.

148-17

K-State's home non-conference record in Bramlage Coliseum since the 1996-97 season.

1,801,267

Total number of fans that have passed through the turnstiles of Bramlage Coliseum since the arena opened in 1988-89. The 1,500,000th fan entered Bramlage on Feb. 21, 2015.



K-State secured the 550th win of head coach Jeff Mittie's coaching career with a 75-72 win at TCU on February 23, 2019.

FIVE-TIME CONFERENCE

554

CAREER WINS

.648

CAREER WINNING PERCENTAGE

26

WINNING SEASONS IN 27 SEASONS
AS HEAD COACH

Big 12 Coaches

WBB Career Records (following 2018-19 season)

1. Bill Fennelly, Iowa State	671-315
2. Kim Mulkey, Baylor	576-99
3. Jeff Mittie, Kansas State	554-301
4. Sherri Coale, Oklahoma	489-264
5. Brandon Schneider, Kansas	440-221
6. Mike Carey, West Virginia	393-204
7. Karen Aston, Texas	269-135
8. Raegan Pebley, TCU	251-246
9. Jim Littell, Oklahoma State	165-96
10. Marlene Stollings, Texas Tech	132-106

Big 12 Coaches

WBB Career Winning Pct. (following 2018-19 season)

1. Kim Mulkey, Baylor	.853
2. Bill Fennelly, Iowa State	.681
3. Karen Aston, Texas	.666
Brandon Schneider, Kansas	.666
5. Mike Carey, West Virginia	.658
6. Sherri Coale, Oklahoma	.649
7. Jeff Mittie, Kansas State	.648
8. Jim Littell, Oklahoma State	.632
9. Marlene Stollings, Texas Tech	.555
10. Raegan Pebley, TCU	.505

- Mittie has averaged 21 wins during his previous 27 seasons as a head coach

- 2017 KBCA Coach of the Year
- 2010 Mountain West Conference Coach of the Year
- 2002 Conference USA Coach of the Year
- 2001 WAC Coach of the Year
- 1995 MIAA Coach of the Year
- 1994 MIAA Coach of the Year

For a complete bio of head coach Jeff Mittie, turn to page 40.



K-State head coach Jeff Mittie was recognized prior to K-State's December 11, 2016, game against Connecticut for pocketing the 500th win of his coaching career.

COACH OF THE YEAR

20

POSTSEASON APPEARANCES

9

LEAGUE TITLES IN 4 DIFFERENT
CONFERENCES

4

ASSOCIATED PRESS
ALL-AMERICA SELECTIONS

Big 12 Coaches

NCAA Tournament Appearances

1. Sherri Coale, Oklahoma	19
2. Bill Fennelly, Iowa State	18
Kim Mulkey, Baylor	18
4. Jeff Mittie, Kansas State	12
5. Mike Carey, West Virginia	10
6. Karen Aston, Texas	7
7. Jim Littell, Oklahoma State	5
8. Raegan Pebley, TCU	2
Marlene Stollings, Texas Tech	2
10. Brandon Schneider, Kansas	0

- 2010 Mountain West Conference Regular Season Champions
- 2005 Conference USA Tournament Champions
- 2003 Conference USA Tournament Champions
- 2002 Conference USA Regular Season Champions
- 2001 WAC Regular Season Champions
- 2001 WAC Tournament Champions
- 1995 MIAA Regular Season Champions
- 1995 MIAA Tournament Champions
- 1994 MIAA Regular Season Champions

- Helena Sverrisdottir (TCU)
 - 2010 Honorable Mention
- Sandora Irvin (TCU)
 - 2005 First Team
 - 2004 Honorable Mention
- Adrienne Ross (TCU)
 - 2007 Honorable Mention



K-STATE ALL-TIME KODAK ALL-AMERICANS

PRISCILLA GARY (1982-83)

1983 Kodak All-America

K-State Hall of Famer Priscilla Gary-Sweeney (1982-83) was the first Kodak All-American in the program's history at the conclusion of the 1983 season

NICOLE OHLDE (2000-04)

2004 Kodak/WBCA All-America
2003 Kodak/WBCA All-America

Former Wildcat Nicole Ohlde (2000-04) holds the distinction of being the program's only two-time Kodak All-American having received the honor in 2003 and 2004.

KENDRA WECKER (2001-05)

2005 Kodak/WBCA All-America

Kendra Wecker (2001-05) became the third player in school history to be named to the prestigious Kodak/WBCA All-America Team in 2005.

Wecker was one of five women finalists in contention for the John R. Wooden Award presented annually to the nation's top player of the year at the 29th Annual Wooden Award Ceremony held at The Los Angeles Athletic Club.





K-STATE SENIOR CLASS AWARD ALL-AMERICANS



BRITTANY CHAMBERS

2013 Award Finalist
2nd Team Senior All-American



ASHLEY SWEAT

2010 Award Finalist
1st Team Senior All-American



SHALEE LEHNING

2009 Award Finalist
1st Team Senior All-American



KENDRA WECKER

2005 National Winner
First Team Senior All-American


Wecker was honored as the 2005 national winner of the Senior C.L.A.S.S. (acronym for Celebrating Loyalty and Achievement for Staying in School) Award presented annually to the nation's top male and female senior basketball player of the year.



NICOLE OHLDE

2004 Award Finalist
1st Team Senior All-American








K-STATE & USA BASKETBALL

K-State's **Peyton Williams** made her USA Basketball debut, as she was selected for the 2019 U.S. Pan American Games Team, which competed in Lima, Peru. The 2019 U.S. Pan American Games squad finished with a 4-1 record and earned a silver medal.

Laurie Koehn, **Nicole Ohlde** and **Kendra Wecker** represented the United States in national and international competition with USA Basketball. In the summer of 2003, Wecker and Ohlde helped Team USA win gold at the World Championship For Young Women in Sibenik, Croatia. Koehn, meanwhile, won a silver medal as a member of the U.S. Pan American Games Team, which competed in Santa Domingo, Dominican Republic.

Former K-State women's basketball player **Laurie Miller** competed for the 1977 USA World University Games Team that finished with a 6-2 record and earned a silver medal.






Shanele Stires (1993-95) was drafted in 2000 by the Minnesota Lynx.



Olga Firsova (1998-00) was drafted in 2000 by the New York Liberty.



Two-time All-American **Nicole Ohlde (2000-04)** was selected sixth overall by the Minnesota Lynx in the 2004 WNBA Draft. She finished third in Rookie of the Year voting and led the Lynx to the WNBA Playoffs with a franchise-tying 18 victories for the season. Ohlde was among a draft class, which included Connecticut's Diana Taurasi and Duke's Alana Beard, tabbed as one of the deepest and most talented classes in WNBA history. She helped the Phoenix Mercury in her first season with the organization to the 2009 WNBA title.



Laurie Koehn (2001-05) went undrafted, but later signed on as a free agent with the Washington Mystics. She captured the WNBA Three-Point Shootout at the 2007 All-Star Game.



Megan Mahoney (2001-05) was also drafted in the third round by the Connecticut Sun with the 34th overall pick.



Kendra Wecker (2001-05) was selected fourth overall by the San Antonio Silver Stars to become K-State's highest-ever draft pick at the 2005 WNBA Draft held on April 16, 2005, in Secaucus, N.J.



Claire Coggins (2003-07) earned a spot on the 2007 Chicago Sky roster in May, making her the seventh Wildcat to play in the WNBA.



Shalee Lehning (2005-09) was drafted by the Atlanta Dream in the second round of the 2009 WNBA Draft with the 25th overall selection. Helped the Dream to a franchise record for wins in her first year.



Breanna Lewis (2013-17) was drafted by the Dallas Wings in the second round of the 2017 WNBA Draft with the 23rd overall selection.

K-STATE ALL-TIME WNBA DRAFT PICKS

Breanna Lewis (2013-17)
Dallas Wings - 23rd pick - 2nd Round - 2017

Brittany Chambers (2009-13)
Los Angeles Sparks - 22nd pick - 2nd Round - 2013

Shalee Lehning (2006-09)
Atlanta Dream - 25th pick - 2nd Round - 2009

Kendra Wecker (2001-05)
San Antonio Stars - 4th pick - 1st Round - 2005

Megan Mahoney (2001-05)
Connecticut Sun - 34th pick - 3rd Round - 2005

Nicole Ohlde (2000-04)
Minnesota Lynx - 6th pick - 1st Round - 2004

Olga Firsova (1998-00)
New York Liberty - 13th pick - 1st Round - 2000

Shanele Stires (1993-95)*
Minnesota Lynx - 56th pick - 4th Round - 2000
*Previously played for the ABL's Columbus Quest



KANSAS STATE ON TELEVISION

Since the 2002 season, K-State women's basketball has had over 250 games broadcast by a number of national and regional networks including: ESPN, ESPN2, FOX Sports, FOX Sports Midwest, FOX Sports Kansas City, The Big Ten Network, The Mtn., and CBS College Sports.

Below is a list of the regular season games to air on television during the 2019-20 season (as of Sept. 27, 2019).

vs. Omaha (Big 12 Now on ESPN+)

Nov. 8 - Manhattan, Kan. - 6:30 p.m.

vs. UIC (Big 12 Now on ESPN+)

Nov. 11 - Manhattan, Kan. - 6:30 p.m.

vs. Oral Roberts (Big 12 Now on ESPN+)

Nov. 18 - Manhattan, Kan. - 6:30 p.m.

vs. UT Arlington (Big 12 Now on ESPN+)

Nov. 24 - Manhattan, Kan. - 2 p.m.

vs. UIW (Big 12 Now on ESPN+)

Dec. 3 - Manhattan, Kan. - 6:30 p.m.

at Arkansas (SEC Network+)

Dec. 7 - Fayetteville, Ark. - 2 p.m.

at UMKC (WAC Digital Network)

Dec. 14 - Kansas City, Mo. - 1 p.m.

at Oregon (Oregon Live Stream)

Dec. 21 - Eugene, Oregon - 2 p.m. (CT)

vs. UTRGV (Big 12 Now on ESPN+)

Dec. 28 - Manhattan, Kan. - 2 p.m.

vs. West Virginia (FSN)

Jan. 5 - Manhattan, Kan. - 12 p.m.

at Texas Tech (FOX Sports Southwest)

Jan. 11 - Lubbock, Texas - 3 p.m.

vs. Oklahoma State (Big 12 Now on ESPN+)

Jan. 15 - Manhattan, Kan. - 6:30 p.m.

vs. Texas (Big 12 Now on ESPN+)

Jan. 19 - Manhattan, Kan. - 2 p.m.

vs. Oklahoma (Big 12 Now on ESPN+)

Jan. 25 - Manhattan, Kan. - 2 p.m.

at Kansas (FSN)

Jan. 29 - Lawrence, Kan. - 8 p.m.

at TCU (FOX Sports Southwest)

Feb. 1 - Fort Worth, Texas - 1 p.m.

vs. Texas Tech (Big 12 Now on ESPN+)

Feb. 5 - Manhattan, Kan. - 6:30 p.m.

vs. Baylor (Big 12 Now on ESPN+)

Feb. 8 - Manhattan, Kan. - 6:30 p.m.

at Oklahoma (FS1)

Feb. 16 - Norman, Okla. - 2 p.m.

vs. TCU (Big 12 Now on ESPN+)

Feb. 19 - Manhattan, Kan. - 6:30 p.m.

vs. Iowa State (Big 12 Now on ESPN+)

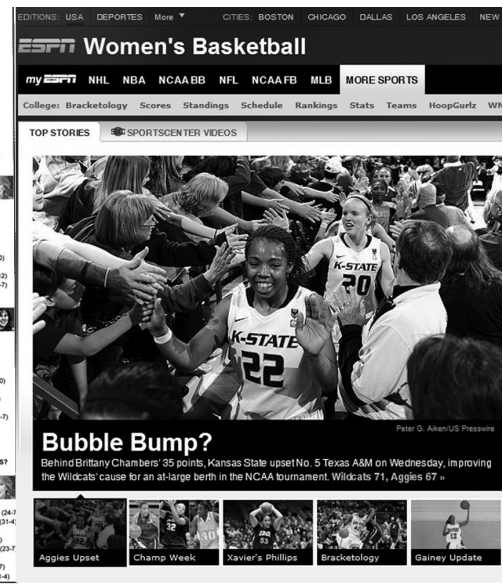

Feb. 26 - Manhattan, Kan. - 6:30 p.m.

at Baylor (Big 12 Now on ESPN+)

Feb. 29 - Waco, Texas - 6 p.m.

vs. Kansas (Big 12 Now on ESPN+)

March 8 - Manhattan, Kan. - 2 p.m.



Kansas State women's basketball has been featured on numerous national websites and in national publications including: *ESPN.com*, *USA Today*, *Sports Illustrated*, *Yahoo! Sports*, *CBS College Sports Network*, *SLAM Magazine* and *Women's Basketball Magazine*.





JOHN VANIER STRENGTH &

STRENGTH EQUIPMENT BREAKDOWN

- 5 - Custom 9' POWERLIFT RACKS with adjustable benches.
- 2 - Pendulum Squat Pro's (with custom strength curve technology for taller athletes.)
- 2 - Custom made POWERLIFT Leg Ext. / Leg Curl combo machines
- 3 - Custom POWERLIFT Multi-functional Adjustable Cable Pulley Systems
- 2 - Pendulum Vertical Pulldown
- 2 - POWERLIFT Glute-Ham Developers

ACCESSORY AND CARDIO EQUIPMENT

- 4 - Woodway Treadmills with 1 - FORCE Speed Treadmill
- 2 - Vertimax Trainers
- 2 - Sci-Fit Total Body Trainers





27

PERFORMANCE CENTER





AHEARN FUND PERFORMANCE TABLE

Located in the West Stadium Center of Bill Snyder Family Stadium, the Ahearn Fund Performance Table is available to K-State student-athletes and provides dinner and a morning snack.

PERFORMANCE TABLE DINNER

- Performance Table Dinner is served Sunday evening to Thursday evening from 5:30 p.m., to 8:30 p.m., and includes a variety of upscale menu choices which are rotated on a nightly and weekly basis.

- A special Steak Night menu is served on the second and last Sunday of each month.

- Student-athletes may receive Performance Table access as part of their grant-in-aid package (at the discretion of the head coach), or can purchase a significantly discounted plan at just \$857 per year (\$5.39 per day)

PERFORMANCE TABLE ENHANCED MORNING SNACK

- The Performance Table Enhanced Morning Snack is served Monday through Friday from 7 a.m., to 10 a.m.

- Menu items include eggs, sausage, potatoes, muffins, toast, peanut butter and jelly sandwiches, fresh fruit, yogurt, oatmeal, cereal and more. A rotational entree will be available each day, as well as a self-serve breakfast sandwich station with to-go option.

- The Performance Table Enhanced Morning Snack will also be served on the third Sunday of each month, including an omelet station, from 10 a.m., to 1 p.m.

- Student-athletes who enroll in the Performance Table Dinner program will receive complimentary access to the morning snack service.



SCOTT TRAUSCH
Sports Nutritionist
trausch@kstatesports.com




29

FUELING STATIONS

Pre- and post-workout fueling products will be available throughout all of the athletics facilities and will be managed by K-State Sports Nutritionist Scott Trausch, K-State's Athletic Training staff and the K-State Strength and Conditioning staffs.

Items include: fruits, nuts, bagels, peanut butter, jelly and other spreads, as well as meal replacement shakes, bars and carbohydrate boosters.





Kali Jones, 2019
Psychology

WILDCATS IN THE CLASSROOM

K-STATE ONE OF TOP APR PROGRAMS IN BIG 12

Kansas State women's basketball, for the 2017-18 academic year, were among the top teams in the Big 12 with its NCAA Academic Progress Rate (APR) of 976. The APR measures the eligibility, retention and graduation of student-athletes over a five-year span and is a predictor of graduation success. The most recent APRs are multi-year rates based on scores from the 2014-15 through 2017-18 academic years.


K-STATE A 5-TIME WBCA ACADEMIC TOP-25 TEAM HONOR ROLL RECIPIENT

The Wildcats have appeared in the WBCA Academic Top-25 Team Honor Roll ranking five times since the rankings began at the beginning of the 1997-98 season (2009, 13th; 2008, 2nd; 2003, 2nd; 1999, 20th; 1998, 19th).

K-STATE STUDENT-ATHLETE ENHANCEMENT CENTER

The K-State Student-Athlete Enhancement Center, located on the second floor of the Vanier Football Complex, features:

- 20 tutor rooms
- 2 large multi-purpose rooms with full technological capabilities
- 6 television screens
- 3 projection screens
- Computer lab with full presentation/technological capabilities that includes 75 computers
- 6 full-time academic counselors/4 graduate assistants

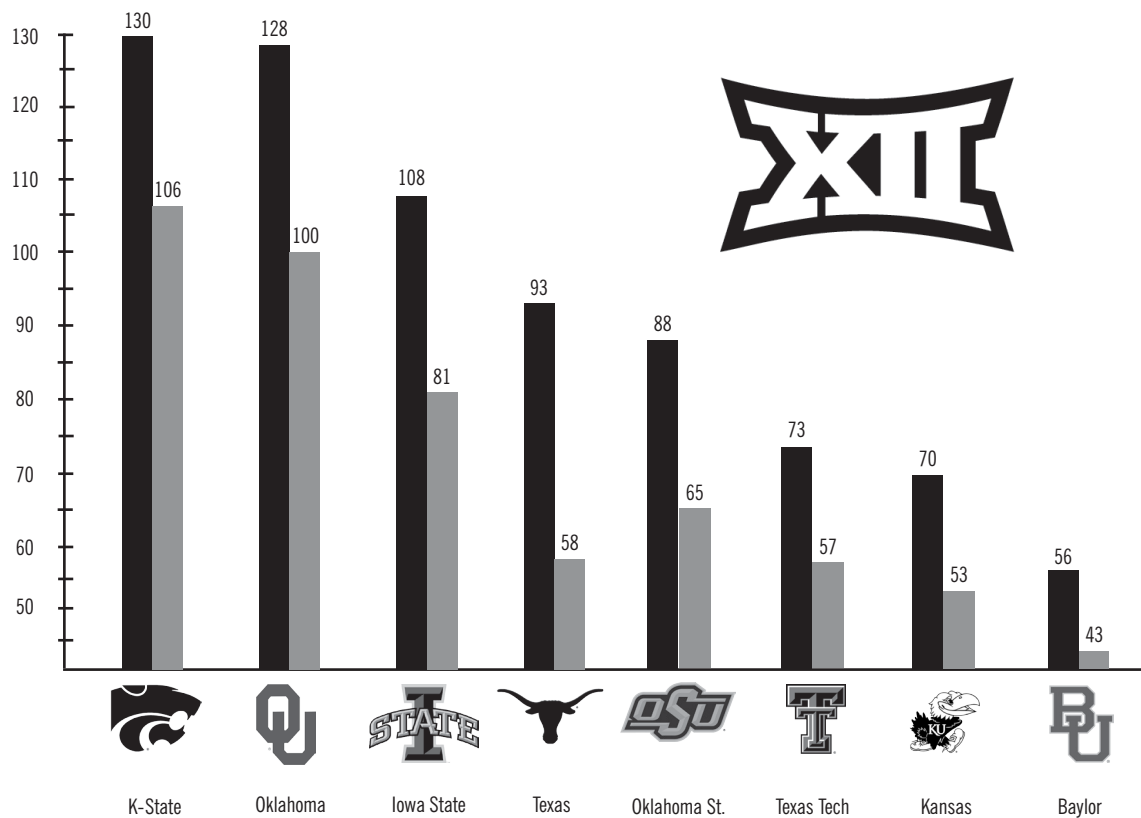


Student-Athlete Enhancement Center in the Vanier Football Complex

ACADEMIC ALL-BIG 12 HONORS SINCE 1997

Total Academic All-Big 12 Honors

Total Academic All-Big 12 First Team Honors



31

130

Wildcats have been named to the Academic All-Big 12 Conference women's basketball team - most of any school in the Big 12.

106

Wildcats have been named to the Academic All-Big 12 Conference First Team, including a school-record 8 in the 2009 season.

K-STATE ALL-TIME ACADEMIC ALL-AMERICANS

Shaelyn Martin - Second Team - 2018
 Ashley Sweat - Third Team - 2010
 Shalee Lehning - Third Team - 2009
 Laurie Koehn - Second Team - 2005

Laurie Koehn - First Team - 2004
 Nicole Ohlde - Second Team - 2004
 Gayla Williams - Third Team - 1981

Laurie Koehn (right) became the first women's basketball player in school history to be named a first team CoSIDA Academic All-American, while Nicole Ohlde earned second team honors in 2004. Koehn is the only two-time Academic All-American in program history, as she earned second team honors in 2005.

Shaelyn Martin concluded her K-State career with a 4.0 grade point average and CoSIDA Academic All-America Second Team honors in 2017-18.

Shalee Lehning earned CoSIDA Academic All-America honors at the end of the 2008-09 season, earning a third team citation.

Ashley Sweat earned CoSIDA Academic All-America honors at the end of her senior season in 2009-10, earning a third team citation.

Former Wildcat Gayla Williams was the first K-State women's basketball player to earn Academic All-America honors, as she was a third team selection in 1981.





ANDERSON HALL

KANSAS STATE UNIVERSITY

It's a great time to be a K-Stater! From residence halls to athletics facilities to academic buildings, the Manhattan campus has changed in many different and exciting ways.

K-State is working to become a Top 50 public research university by 2025. To accomplish this, K-State is ramping up its total research and development expenditures, total endowment, and the number of undergraduate students involved in research, among other goals. The university is well on its way; check out the progress at k-state.edu/2025.

HISTORY AND LOCATION

K-State was established in 1863 as the nation's first operational land-grant university. As such, the university's mission has always been rooted in the principles set forth in the Morrill Act: to provide teaching, research and service to the citizens of Kansas and beyond. K-State is governed by the Kansas Board of Regents.

Located in central Manhattan, the main campus encompasses more than 2,320 acres, including agricultural and research facilities. The campus is known for its historic limestone buildings. This classic college town of more than 56,000 residents is growing steadily, attracting local and national businesses.

Manhattan is 125 miles west of Kansas City in the rolling Flint Hills of northeast Kansas. The university also has a campus an hour west in Salina, Kansas State Polytechnic, which is known for its educational focus on experiential learning and its renowned unmanned aircraft systems programs, offering bachelor's and associate degrees and one master's degree.

K-State's newest campus in Olathe, a part of the Kansas City metro area, now offers a bachelor's degree completion program in hospitality management. Additionally, the campus offers several master's and doctoral degrees for professionals seeking career

It's a great time to be a K-Stater!
From residence halls to
athletics facilities to academic
buildings, the Manhattan
campus has changed in many
different and exciting ways.

advancement in a variety of science-based fields.

K-State Global Campus, home to 90-plus online and distance programs, puts the power of a K-State education at one's fingertips. Professional development workshops and enrichment programs are also offered through this campus.

In addition, K-State Research and Extension offers numerous extension fields, offices and other facilities in every county in Kansas as well as Nebraska.


K-State is host to the prestigious Landon Lecture Series, honoring the late Kansas statesman Alfred M. Landon. Since 1966, the series has featured more than 175 nationally prominent speakers. Past speakers have included U.S. presidents, world leaders, Supreme Court justices, CEOs and other prominent figures.

STUDENT ACHIEVEMENT

K-State students have an outstanding record when it comes to winning national competitions. K-Staters have placed in the top five in areas like robotics, debate, forensics, aviation, construction science, architecture, engineering, leadership and more. The K-State Black Student Union has been named the top group in the Big 12 11 times in the last 14 years.

ACADEMIC RECOGNITION


- A recent Wall Street Journal study found that K-State is one of the best schools in the nation for increasing students' critical thinking, reasoning and problem-solving skills.
- The Association of Public and Land-Grant Universities designated K-State as an Innovation and Economic Prosperity University.
- The College of Business Administration's sales program is one of the best in the nation, according to the Sales Education




K-STATE 2025

COLLEGES OF KANSAS STATE UNIVERSITY

Agriculture
Architecture, Planning & Design
Arts & Sciences
Business Administration
Education
Engineering
Human Ecology
Technology & Aviation
Veterinary Medicine



HALE LIBRARY



Foundation. Additionally, the college was ranked among the best undergraduate business schools in the nation by Bloomberg Businessweek.

- The university was named one of the best colleges in the nation for agriculture by Schools.com. Additionally, Newsweek named the College of Education one of the nation's Great Teaching Schools.
- The graduate-level landscape architecture and interior architecture programs offered by the College of Architecture, Planning & Design are rated among the Top 10 in the nation in a survey by DesignIntelligence.
- K-State is No. 1 in competitive scholarships for state-supported colleges from 1986-2017, as well as the only state-supported university to rank among the Top 10 of all U.S. schools for the combined number of scholars in Rhodes, Marshall, Truman, Goldwater and Udall competitions since 1987.
- Prestigious scholarships won by K-Staters in the 2018-2019 school year include Truman, Goldwater, Fulbright, Gilman and Car-gill Global scholarships.
- K-State has an 85.5 percent freshman-to-sophomore retention — the highest in university history.

UNIVERSITY RESEARCH AND ACCOLADES

- Kansas State University was named the "Silicon Valley for biodefense" for its status as a national leader in animal health, biosciences and food safety research. K-State is home to premier research facilities such as the Biosecurity Research Institute and College of Veterinary Medicine complex. In addition, the Kansas Department of Agriculture offices are co-located at the university's research park; and the National Bio and Agro-defense Facility is being constructed adjacent to the Manhattan campus.
- K-State's "highest research activity" classification is the highest level possible from the Carnegie Classifications of Institutions of Higher Education.
- K-State is home to more than 90 centers and institutes that produce groundbreaking research. This includes four Feed the Future Innovation Labs funded by the U.S. Agency for International Development.
- More than \$38 million in scholarships is awarded to students each year.
- K-State is the No. 1 choice for Kansas high school seniors, and it pays dividends. Ninety-six percent of recent bachelor's degree graduates indicated they were employed or continuing education.

BUILDING THE FUTURE

- Seaton Hall recently underwent a \$75 million transformation, renovating 80,000 square feet and adding 114,000 square feet of new construction, including Regnier Hall.
- Wefald Hall, a residence hall on the west side of campus, opened in fall 2016 housing 540 students. The connecting dining center serves 1,850 students.
- The 150,000-square-foot Business Building opened in fall 2016 featuring classroom space, financial trading rooms and areas for entrepreneurial development.
- A \$40 million expansion added Engineering Hall to the engineering complex, which already includes Durland, Fielder and Rathbone halls.
- The Berney Family Welcome Center at WWI Memorial Stadium centralizes services for incoming students, serves as a campus gateway, and features interactive technology and customized information for visitors.

STUDENT LIFE

- Diversity at K-State continues to increase and is higher than ever before. Students come from all 50 states and more than 100 countries.
- The Center for Student Involvement has registered more than 475 student-run clubs and organizations, including honors, academic and multicultural organizations.
- The Princeton Review ranks Kansas State University No. 3 for campus community relations, No. 4 for best quality of life and No.

8 for happiest students.

- K-State is on the Phi Theta Kappa Transfer Honor Roll for providing exemplary programs, initiatives and benefits for community college transfer students.
- K-State is rated the No. 1 most beautiful college campus in Kansas by Travel + Leisure, and new K-State graduates command the highest average starting salary in the state according to SmartAsset.
- The student-run, nationally recognized K-State Proud philanthropy, has raised more than \$1.35 million to help fellow students in need.
- Manhattan, home to K-State, was recently named one of the top places to live in the nation by Livability.com, and No. 1 in the state.
- 4,000-plus on-campus interviews are conducted by companies each year for jobs and internships.

WEFALD HALL



THE COLLEGES OF KANSAS STATE

COLLEGE OF AGRICULTURE

Dean: Ernie Minton - 785.532.6151; **Email:** eminton@k-state.edu

- The College of Agriculture boasts a nearly 100% placement rate in its 16 undergraduate ag majors, 14 minors and five certificate programs. Last year the college awarded \$2.14 million in scholarships and was the educational home to more than 2,500 undergraduate and 548 graduate students in fall 2018. Those students receive real-world training and hands-on learning at laboratories and classrooms spread among 15 teaching units and research facilities – all on or within two miles of campus.
- The student population in the College of Agriculture is 13% ethnically diverse, and its Diversity Programs Office is the only one of its kind in the Big 12. The college seek to cultivate multicultural, global citizens. One way is by welcoming the world to campus: 28% of students are from out of state, representing 18 countries and 47 states, and more than 30% of new students transferred here.
- Majors: agribusiness; agricultural communications and journalism; agricultural economics; agricultural education; agricultural technology management; agronomy; animal sciences and industry; bakery science and management; feed science and management; food science and industry; general agriculture; horticulture; milling science and management; park management and conservation; pre-veterinary medicine; and wildlife and outdoor enterprise management.



COLLEGE OF ARCHITECTURE, PLANNING & DESIGN

Dean: Tim de Noble - 785.532.5950; **Email:** tdnoble@k-state.edu

- Two of the college's programs are among the Top 10 in the nation, according to the annual survey by DesignIntelligence magazine. The graduate program in landscape architecture ranks No. 5 in the nation, while the graduate program in interior architecture and product design is No. 6.
- The graduate program in architecture ranks as the seventh best among public universities.
- Majors: architecture; interior architecture and product design; landscape architecture; and regional and community planning.



COLLEGE OF ARTS AND SCIENCES

Dean: Amit Chakrabarti - 785.532.6900; **Email:** amitc@k-state.edu

- The College of Arts and Sciences has long been the home to award-winning students, including 70% of K-State's national scholars. With more than \$1.9 million in scholarships awarded each year and 100% of departments offering undergraduate research opportunities, you can get a hands-on educational experience in the intellectual heart of K-State.
- Majors: American ethnic studies; anthropology; applied music; art; biochemistry; biology; chemistry; communication studies; economics; English; fisheries, wildlife, and conservation biology; gender, women and sexuality studies; geography; geology; history; humanities; journalism and mass communications; life science; mathematics; medical laboratory science; micro biology; modern languages; music education; open option; philosophy; physical science; physics; political science; psychology; social science; social work; sociology; statistics and data science; theatre.
- Health professions: chiropractic; dentistry; health information management; medical lab science; medicine; nursing; occupational therapy; optometry; pharmacy; physical therapy; physician assistant; respiratory care; veterinary medicine.



COLLEGE OF BUSINESS ADMINISTRATION

Dean: Kevin Gwinner - 785.532.7227; **Email:** kgwinner@k-state.edu

- The renowned faculty in the College of Business Administration bring industry focus and a 360-degree approach to guide your success. You'll get a practical education in an advanced setting with real-time access to a global network of accomplished alumni. Your academic path will be planned with your career launch in mind.
- For the eighth year in a row, the college's National Strategic Selling Institute was named one of the top sales programs in the country by the Sales Education Foundation. Last fall, K-State became just the 19th university in the country — and the only one in Kansas — to offer a major in sales.
- Majors: accounting; entrepreneurship; finance (financial analyst, financial controllership, financial management and financial services); management (organizational management, human resources management, and operations and supply chain management); management information systems; marketing; and professional strategic selling.



COLLEGE OF EDUCATION

Dean: Debbie Mercer - 785.532.5525; **Email:** dmercer@k-state.edu

- The College of Education prepares more teachers annually than any other program in Kansas.
- Approximately 1,500 of the U.S. Army's highest-ranking officers earned graduate degrees from the College of Education's Adult and Continuing Education program while attending the Command and General Staff College at Fort Leavenworth.
- The college now offers its master's degree in school counseling at K-State Olathe via Zoom, and the college developed a new degree in secondary education, technology engineering, available at the Kansas State Polytechnic Campus in Salina. The college also created the Master of Arts in teaching degree, a one-year, online graduate degree that leads to licensure for people who have bachelor's degrees and want to become elementary teachers.
- Majors: elementary education and secondary education. The college recently added physical education/health to its list of secondary education content areas: art, biological sciences, business, chemistry, earth science, English, English journalism, journalism, mathematics, modern languages, physics, physical education/health, social studies and speech.



CARL R. ICE COLLEGE OF ENGINEERING

Interim Dean: Gary Clark - 785.532.5590; **Email:** gac@k-state.edu

- With its land-grant roots, the Carl R. Ice College of Engineering remains the largest engineering program in Kansas, featuring nationally prominent research in high-performance computing, cybersecurity, the environment, advanced manufacturing, nuclear engineering, transportation, energy and STEM education.
- The college's Ike and Letty Evans Academic Success Center advocates for students and supports them in developing their individual strengths and negotiating challenges encountered in realizing their potential as educated members of society. Services offered include tutoring, mentoring, learning centers, first-year instruction, academic advising and career awareness.
- Majors: architectural engineering; biological systems engineering (biological, environmental and machinery); biomedical engineering; chemical engineering; civil engineering (construction, environmental, general and structures); computer engineering; computer science; construction science and management; electrical engineering; industrial engineering; and mechanical engineering (nuclear engineering).



COLLEGE OF HEALTH AND HUMAN SCIENCES

Dean: John Buckwalter - 785.532.5500; **Email:** jbb3@k-state.edu

- To better reflect the academic majors, programs and departments in the college, as well as staying consistent and relevant with other colleges across the country, the College of Human Ecology became the College of Health and Human Sciences on June 1. While the name is new, the College of Health and Human Sciences will continue to offer its programs through the School of Family Studies and Human Services and departments of Hospitality Management; Apparel, Textiles, and Interior Design; Food, Nutrition, Dietetics and Health; and Kinesiology.
- To meet the increased demand for physician assistants in the U.S., the college has established a physician assistant program, which will accept its first class in January 2021. The Bureau of Labor Statistics has projected a 37% increase in physician assistant jobs between 2016-2026.
- Majors: apparel and textiles (apparel design and production, and apparel marketing); athletic training; communication sciences and disorders; dietetics (coordinated and didactic); early childhood education; family and consumer sciences education; gerontology; hospitality management; human development and family science; human ecology (general); interior design; kinesiology; nutrition and kinesiology; nutritional sciences (pre-medicine and other health sciences); nutrition and health; and personal financial planning.



KANSAS STATE UNIVERSITY POLYTECHNIC CAMPUS

Interim Dean: Alysia Starkey - 785.826.2616; **Email:** astarkey@k-state.edu

- Kansas State University's Polytechnic Campus in Salina is centered around the student experience, emphasizing innovative learning, real-world experiences and industry connections. The student-to-faculty ratio is 14 to 1, meaning Kansas State Polytechnic faculty members are focused on each individual student.
- Each of Kansas State Polytechnic's 15 majors provides students with hands-on applications of classroom instruction, with 66 percent of campus learning space in the form of hands-on labs. At Kansas State Polytechnic, students to learn by doing, bringing concepts and theories to life.
- Majors: airport management; applied business; aviation maintenance management; computer systems technology; digital media technology; electronic and computer engineering technology; mechanical engineering technology; professional pilot; robotics and automation engineering technology; technology education; technology management; unmanned aircraft systems flight and operations; unmanned aircraft systems design and integration; and web development technology. Social lab is offered on the K-State Polytechnic Campus through the College of Arts and Sciences.



COLLEGE OF VETERINARY MEDICINE

Dean: Bonnie Rush - 785.532.5660; **Email:** brush@vet.k-state.edu

- In January 2018, the College of Veterinary Medicine unveiled renovations to Trotter Hall's third floor, featuring a redesigned gross anatomy laboratory, microanatomy laboratory and new student success center, supported by private donations. A new clinical skills lab and student study space were built in summer 2018.
- The college's Veterinary Health Center provides basic and specialty care and 24-hour emergency service for large and small animals in an instructional setting. The clinical sciences department's Mobile Surgery Unit offers service-based learning opportunities for students while delivering medical care and performing pre-adoption spay/neuter procedures under faculty supervision to enhance the health and adoptability of shelter animals at nonprofit and municipal animal shelter organizations. From May 2017 through May 2018, the unit made 209 trips serving 19 partnering organizations and performed 4,319 surgeries.
- Degrees: Doctor of Veterinary Medicine; Master of Public Health; master's in biomedical sciences, and doctorates in pathobiology, and anatomy and physiology.



GRADUATE SCHOOL

Dean: Carol Shanklin - 785.532.7927; **Email:** shanklin@k-state.edu

- The Graduate School offers advanced degree programs that help further your education, develop new skills and provide greater career advancement. The online graduate programs include the Master of Arts in teaching, 31 credit hours, which is designed for second-career adults who have previously attained a bachelor's degree and would like to become elementary teachers; the data analytics certificate program, 15 credit hours, brings together courses that are foundational to knowledge and skill development in both data sciences and applied data analytics; and the new Professional Science Master's degree at K-State Olathe, 30 credit hours, is designed for individuals seeking to build their technical and professional expertise to advance their careers.
- Students have access to more than 44 doctoral programs, 80 master's programs and 45 certificate programs.



KANSAS STATE UNIVERSITY OLATHE

Interim Dean: Jackie Spears - 913.541.1220; **Email:** jdspears@k-state.edu

- As a driving force for economic growth and workforce development for the Greater Kansas City region, K-State Olathe extends the mission of Kansas State University by fostering new ways of learning and discovery through education and professional development that meet the needs of today's employers. K-State Olathe integrates education, research and engagement focused on animal health, food, leadership and related sectors.
- K-State Olathe develops strategic partnerships with industry leaders and regional entrepreneurs. By creating innovative and profitable industry relationships, K-State is the university of choice to tackle critical business questions, collaborate on applied research and elevate professionals skills through a wide range of professional development opportunities.
- K-State Olathe offers graduate programs in agribusiness, veterinary biomedical science, horticulture with an emphasis in urban food systems, adult learning and leadership, school counseling, public health, and biosciences. The campus also offers a bachelor's degree completion program in hospitality management.



KANSAS STATE UNIVERSITY GLOBAL CAMPUS

Dean: Karen Pedersen - 785.532.3110; **Email:** karenpedersen@k-state.edu

- Learning online or developing professionally, Kansas State University Global Campus is your connection to education that reaches you no matter where you live. Learn more at global.k-state.edu, 1-800-622-2578 or global@k-state.edu.
- K-State Global Campus offers more than 90 online bachelor's, master's and doctoral programs for working adults seeking to complete their education, advance their careers, or change their professions, with students in all 50 states and more than 30 countries.
- Recently launched online programs include undergraduate degrees in educational studies, master's degrees in mass communications and data analytics, and a doctoral degree in leadership in academic advising.
- K-State Global Campus also offers opportunities for professional and personal development, including professional workshops and conferences, noncredit programs both online and face-to-face, and continuing education credits for professional credentials. UFM Community Learning Center in Manhattan provides educational and skill set learning in a community-based setting.





RICHARD MYERS

UNIVERSITY PRESIDENT | KANSAS STATE '65; AUBURN '77



EDUCATION

- Kansas State University (1965) B.S. Mechanical Engineering
 - Auburn University (1977) Master of Business Administration
 - Air Command and Staff College (1977) Maxwell Air Force Base
 - U.S. Army War College (1981) Carlisle Barracks
 - John F. Kennedy School of Government, Harvard University (1991)
 - Senior Executives in National and International Security Program
- Find out more about President Myers: k-state.edu/president

Richard B. Myers was named the 14th president of Kansas State University in November 2016 by the Kansas Board of Regents. Myers' appointment came after serving as interim university president since April 2016.

A 1965 K-State graduate with a bachelor's degree in mechanical engineering, Myers joined the Air Force through the university's Air Force ROTC program.

From 2001-2005, he was the 15th chairman of the Joint Chiefs of Staff. As chairman, Myers was the highest-ranking uniformed officer of U.S. military forces and served as the principal military adviser to the president, secretary of defense and the National Security Council. The native Kansan from Merriam retired as a four-star general.

As a command pilot, Myers logged more than 4,100 flying hours, including 600 combat hours. His largest commands included U.S. Forces Japan and 5th Air Force at Yokota Air Base, Japan; Pacific Air Forces at Hickam Air Force Base, Hawaii; and the North American Aerospace Defense Command, U.S. Space Command and Air Force Space Command at Peterson Air Force Base in Colorado. He has received numerous awards and decorations for his service, including the Legion of Merit, French Legion of Honor, Presidential Medal of Freedom and the Lifetime Achievement Award from the Air Force Association.

Myers serves as the Kansas State University Foundation professor of military history and leadership. He received a Master of Business Administration from Auburn University in 1977. He also graduated from Air Command and Staff College at Maxwell Air Force Base in 1977, U.S. Army War College at Carlisle Barracks in 1981, and the John F. Kennedy School of Government at Harvard University, where he completed a program for Senior Executives in National and International Security in 1991.

Throughout Myers' active duty and world travels, he continued relationships with his friends back home. He has provided instruction, insight and inspiration to current students and the K-State community. In 2000, he presented the 118th Landon Lecture at Kansas State University, speaking about the military's role in

international relations. K-State named the military science building, home of the Army ROTC and Air Force ROTC programs, Gen. Richard B. Myers Hall in honor of his service and dedication. A member of the Kansas State University Foundation Board of Trustees, Myers and his wife, Mary Jo, who also is a K-State alumna, serve as co-chairs of Kansas State University's Innovation and Inspiration Campaign to raise \$1.4 billion.

KANSAS STATE PRESIDENT'S CABINET

37



CINDY BONTRAGER
Vice President & COO



**AMY
BUTTON RENZ**
President of the K-State
Alumni Association



LINDA COOK
Chief of Staff
Dir. of Community
Relations



PETER DORHOUT
Vice President for
Research



ETHAN ERICKSON
CFO & Director of
Budget Planning



DR. THOMAS LANE
VP for Student Life and
Dean of Students



JEFFERY MORRIS
VP for Communications
& Marketing



SUE PETERSON
Assistant to the
President/Chief
Government Relations
Officer



GARY PRATT
Chief Information Officer



**DR. BRYAN D.
SAMUEL**
Chief of Diversity and
Inclusion Officer



JAY STEPHENS
Vice President for
Human Capital



CHERYL STRECKER
General Counsel



CHARLES TABER
Provost & Senior Vice
President



GENE TAYLOR
Director of Intercollegiate
Athletics



GREG WILLEMS
President/CEO of KSU
Foundation





Manhattan Regional Airport offers 5 daily flights to Dallas-Fort Worth and Chicago O'Hare.



MANHATTAN, Kan.

AMERICA'S NO. 1 COLLEGE TOWN

When it comes to classic college towns, the Little Apple ranks among the best. Although considerably smaller than its New York namesake, Manhattan has blossomed into a diversified city with urban amenities while retaining its small-town appeal. Manhattan also has many appealing places to shop, eat and socialize. Aggieville, an area that features over 35 restaurants and shops, continues to be particularly popular with students and is located on the southeast edge of campus.

MSN.com ranked the city of Manhattan No. 1 on its list of 10 Best College Towns to Live In, Even If You're Not a Student. Manhattan also ranked No. 1 in Quality of Life among American small cities by CNN, while Business Insider ranked Manhattan as the No. 6 Most Exciting Small City in the United States, Men's Journal named Manhattan one of the Top 50 Places to Live in America while Money Magazine named Manhattan one of the Top 10 Places to Retire Young in the USA.

Manhattan is the fastest growing metro area in the state of Kansas and one of the Top 15 fastest growing cities in the country. It also ranked in the top one percent nationally in personal income growth.

American Airlines offers daily round-trip flights between Dallas/Fort Worth International Airport, Chicago O'Hare International Airport and Manhattan Regional Airport, so flights out of an to Manhattan now connect to anywhere in the world.

Around the holidays, Manhattan bustles with activity as approximately 15,000 revelers each year take to the streets of Aggieville to celebrate the Little Apple at the annual New Year's Eve ball drop.





BLUE EARTH PLAZA AND THE FLINT HILLS DISCOVERY CENTER



AGGIEVILLE
HOME TO OVER 35 RESTAURANTS AND SHOPS



JEFF MITTIE

HEAD COACH | SIXTH SEASON AT K-STATE/28TH SEASON OVERALL | MISSOURI WESTERN '89

FIVE-TIME CONFERENCE COACH OF THE YEAR



MITTIE'S TROPHY CASE

- 2017 KBCA Women's Basketball Coach of the Year
- 2016 Missouri Western Distinguished Alumni Award
- 2010 Mountain West Conference Coach of the Year
- 2002 Conference USA Coach of the Year
- 2001 WAC Coach of the Year
- 1995 MIAA Coach of the Year
- 1994 MIAA Coach of the Year
- 2010 MWC Regular Season Champions
- 2005 Conference USA Tournament Champions
- 2003 Conference USA Tournament Champions
- 2002 Conference USA Regular Season Champions
- 2001 WAC Regular Season & Tournament Champions
- 1995 MIAA Regular Season & Tournament Champions
- 1994 MIAA Regular Season Champions

COACHING EXPERIENCE

- Head Coach, Kansas State (2014-present; 100-66, .602)
- Head Coach, TCU (1999-2014; 303-175, .634)
- Head Coach, Arkansas State (1995-99; 75-42, .641)
- Head Coach, Missouri Western (1992-95; 76-17, .817)

EDUCATION

- B.S. Sport Management, Missouri Western, 1989
- M.S. Sports Management, U.S. Sports Academy, 1992

Jeff Mittie, one of the winningest active coaches in NCAA Division I with more than 550 career wins, 20 postseason appearances, nine conference titles and five conference coach of the year honors in 27 years of coaching, enters his sixth season at the helm of the K-State program in 2019-20.

During the summer of 2019, K-State and Mittie agreed on a contract extension through the 2023-24 season.

Mittie, introduced as the ninth head women's basketball coach in K-State history before the 2014-15 season, has achieved an overall record of 554-301 (.648) in his previous 27 years as a head coach, including a 100-66 (.602) record at K-State in five seasons. His .648 career winning percentage ranks among the top-50 active Division I head coaches and 22nd among active coaches with 20 or more years experience.

Mittie has averaged 21 wins and 10 losses per season and experienced only one losing season in his 27 years of head coaching. Twenty times Mittie has advanced his teams to either the NCAA or WNIT Tournaments, in which he has a combined record of 20-18.

Mittie led Kansas State to a fifth straight postseason appearance in the 2018-19 season, as the Wildcats reached the first round of the 2019 NCAA Tournament in the Albany region with a 21-12 overall record. Mittie is the second coach in program history (Lynn Hickey) to guide K-State to five straight postseason appearances to begin at tenure in Manhattan. During the 2018-19 season, Mittie reached the 100-win mark at Kansas State with a 72-59 win over West Virginia in the quarterfinals of the 2019 Phillips 66 Big 12 Championships on March 9, 2019. Mittie is the fourth K-State women's basketball head coach to reach the 100-win mark in Manhattan.

MITTIE'S CAREER NUMBERS

554	Career Wins (554-301; .648)
100	Wins at K-State (100-66; .602)
62	All-Conference selections
54	Academic All-Conference selections
20	Postseason Appearances
16	20-win seasons
9	League titles in 4 different conferences
4	Associated Press All-Americans

MITTIE AT K-STATE

- 5 postseason appearances; 3 NCAA Tournament appearances
- 62 wins over the last 3 seasons; fourth-most among Big 12 programs
- Two 20-win seasons
- 13 All-Big 12 selections
- Four Big 12 All-Defensive Team honorees
- 2019 U.S. Pan American Games selection (Peyton Williams)
- 27 Academic All-Big 12 selections
- 3 Big 12 Scholar-Athlete of the Year recipients
- 5 CoSIDA Academic All-District VII honorees
- 1 CoSIDA Academic All-American (Shaelyn Martin)

K-State aided its postseason resume in the 2018-19 season, as the Wildcats secured seven wins in the team's final eight regular season games to capture the program's 25th 20-win season in the program's 51 seasons and the 16th 20-win season of Mittie's career. The Wildcats also tallied seven road wins for the season including five straight road wins to close out the season.

On the floor, Mittie's 2018-19 squad was paced by All-Big 12 First Team selections Kayla Goth and Peyton Williams and Big 12 All-Freshman Team recipient Christianna Carr. Williams also became the second player in Mittie's tenure at K-State to garner Big 12 All-Defensive Team honors.

In the 2017-18 season, K-State achieved the 15th postseason appearance in the last 17 seasons with a WNIT run to the third round.

On the way to the WNIT, the Wildcats carded one of the top offensive seasons in the last 15 years as K-State averaged 68.0 points per game and scored a total of 2,313 points which were both the most since the 2005-06 season.

The Wildcats also continued to stake their reputation on defense. K-State blocked 160 shots in the 2017-18 season, which ranked third in program history. Kansas State also pocketed 294 steals during the season, which is the fourth straight season with over 275 steals.

In total, K-State registered a combined 454 blocks and steals in the 2017-18 season. This was the second time under Mittie that K-State has registered a combined 450 or more blocks and steals in a season. The 2017-18 season total of 454 ranks fourth in program history.

Off the floor, Mittie's charges earned several postseason honors including: Kayla Goth with a 2018 All-Big 12 Second Team, Peyton Williams as a 2018 All-Big 12 Honorable Mention, Rachel Ranke as a member of the 2018 Big 12 All-Freshman Team and Shaelyn Martin as a recipient of the 2018 CoSIDA All-America Second Team.

Kansas State concluded the 2016-17 season with 23 wins, the most since the 2008-09 season. The Wildcats made the 15th NCAA Tournament appearance in program history and advanced a round in the tournament for the 11th time. Mittie was the first women's basketball coach in school history to guide the program to two NCAA Tournament appearances in their first three seasons.

This was the 15th 20-win season for Mittie in his 25 seasons as a head coach. The 23 victories were the most for a Mittie coached team since he guided TCU to 23 wins during the 2007-08 season. He has tallied 24 winning seasons in his 25 years as a head coach. The NCAA Tournament appearance for Mittie was the 18th postseason trip for one of his programs, including his fourth straight.

The Wildcats registered an 11-7 mark in the Big 12 and a fourth-place finish in the league. The 11 wins were the most since K-State won the Big 12 in 2007-08. This was the third straight season under Mittie that K-State improved its league win total from one season to the next.

During the 2016-17 season, Mittie achieved a milestone as he recorded the 500th win of his career with a 70-57 win at Omaha on December 4, 2016. Mittie owns a career mark of 515-273 (.654), including a 61-38 (.616) record in his three seasons at Kansas State. He reached the 50-win mark in his 81st career game at Kansas State with a 68-54 win over Texas Tech on January 7, 2017. He is the fifth K-State women's basketball head coach to achieve 50 or more victories.

Mittie mentored several players to postseason honors in the 2016-17 season. Heading the list were 2017 All-Big 12 First Team honorees, Breanna Lewis and Kindred Wesemann.

In addition to earning her second straight All-Big 12 First Team citation, Lewis garnered 2017 Women's Basketball Coaches Association (WBCA) All-Region 3 honors, the first for the program since the 2012-13 season. Lewis reached the 400-point, 225-rebound mark for the second straight season with 471 points (13.9 ppg) and 280 rebounds (8.2 rpg).

In addition to rebounds, she led the Wildcats in a number of statistical categories, including: field goals made and field goal percentage (205-of-367; .559), blocked shots (59, 1.7 bpg) and double-doubles (9). She ranked 12th in the Big 12 in scoring, third in field goal percentage, fourth in rebounding and sixth in blocked

MITTIE'S YEAR-BY-YEAR RECORD

Year	School	Record	Postseason
1992-93	Missouri Western	16-11	--
1993-94	Missouri Western	29-3	NCAA D-II Semifinals
1994-95	Missouri Western	31-3	NCAA D-II 3rd Place
1995-96	Arkansas State	17-10	--
1996-97	Arkansas State	20-8	--
1997-98	Arkansas State	20-10	--
1998-99	Arkansas State	18-14	WNIT Quarters
1999-00	TCU	16-14	--
2000-01	TCU	25-8	NCAA 2nd Rd
2001-02	TCU	24-7	NCAA 2nd Rd
2002-03	TCU	20-14	NCAA 2nd Rd
2003-04	TCU	25-7	NCAA 2nd Rd
2004-05	TCU	23-10	NCAA 1st Rd
2005-06	TCU	19-12	NCAA 2nd Rd
2006-07	TCU	21-11	NCAA 1st Rd
2007-08	TCU	23-12	WNIT Quarters
2008-09	TCU	20-11	NCAA 1st Rd
2009-10	TCU	22-9	NCAA 1st Rd
2010-11	TCU	22-11	WNIT 1st Rd
2011-12	TCU	16-14	--
2012-13	TCU	9-21	--
2013-14	TCU	18-15	WNIT 1st Rd
2014-15	Kansas State	19-14	WNIT 2nd Rd
2015-16	Kansas State	19-13	NCAA 2nd Rd
2016-17	Kansas State	23-11	NCAA 2nd Rd
2017-18	Kansas State	18-16	WNIT 3rd Rd
2018-19	Kansas State	21-12	NCAA 1st Rd

27 Years **554-301 (.648)** **20 Postseasons**



shots.

Lewis, who is the only player in program history to be named to the Big 12 All-Defensive Team, earned her third straight league defensive honor by anchoring one of the Big 12's top defenses in the 2016-17 season. She was responsible for 41.3 percent of K-State's blocked shots and set the school record for blocked shots in a three-year span with 238.

In mid-April, Lewis was selected with the 23rd overall pick in the 2017 WNBA Draft by the Dallas Wings. Lewis was the first WNBA selection during Mittie's tenure at Kansas State.

In the 2016-17 season, Wesemann earned All-Big 12 First Team honors for the first time in her career by averaging a career-high 13.9 points per game (474 points) and buried a career-high 90 three-pointers on 256 attempts. Her 90 connections from beyond the arc ranked 23rd in the nation and the most by any player in the Big 12 this season. Over the last two seasons, Wesemann has made 175 three-point field goals, the most of any player in the league during this time.

In late-March, Wesemann represented Kansas State at the 29th Annual State Farm College Slam Dunk and 3-point



JEFF MITTIE CAREER RECORD AGAINST

Opponent	Win	Loss	Opponent	Win	Loss	Opponent	Win	Loss	Opponent	Win	Loss
Abilene-Christian	5	0	Fresno State	5	3	Mount Mercy	1	1	Southern	1	0
Air Force	16	1	George Washington	1	1	Murray State	1	0	Southern Miss	4	0
Akron	1	0	Georgia	1	6	Nebraska-Omaha	3	1	Southwest Baptist	4	0
Arizona	0	1	Georgia Southern	1	0	Nevada	1	1	Stanford	1	0
Arizona State	0	1	Grambling State	5	0	New Hampshire	1	0	Stephen F. Austin	3	1
Arkansas	2	2	Hampton	1	0	New Mexico	10	6	Stonehill	1	0
Arkansas-Pine Bluff	2	0	Hartford	0	1	New Mexico State	2	0	Syracuse	1	1
Arkansas State	1	2	Harvard	0	1	New Orleans	8	2	Tarleton State	1	0
Auburn	1	0	Hastings	1	0	Niagara	1	0	TCU	7	5
Austin Peay	2	0	Hawaii	3	3	North Carolina	0	1	Temple	1	0
Baylor	1	20	Holy Cross	1	0	North Carolina A & T	1	0	Tennessee	0	4
Boise State	3	0	Houston	10	6	North Carolina State	1	2	Texas	3	11
Boston College	0	1	Houston Baptist	2	0	North Dakota State	1	2	Texas A&M	2	6
Brown	1	0	Illinois	1	0	North Texas	3	1	Texas A&M-CC	3	0
BYU	7	8	Indiana	1	0	Northern Iowa	1	2	Texas-Arlington	12	0
California	2	1	Iowa State	6	11	Northwest Missouri St.	4	0	Texas-Rio Grande Valley	9	1
Central Arkansas	1	0	Kansas	14	6	Oklahoma	7	15	Texas State	2	1
Central Missouri	5	3	Kansas State	6	3	Oklahoma Baptist	1	0	Texas Southern	4	0
Central Washington	1	0	Lamar	10	0	Oklahoma State	10	8	Texas Tech	13	4
Charlotte	4	3	LaSalle	0	1	Oral Roberts	1	1	Truman State	6	0
Chicago State	3	0	Lincoln (Mo.)	5	0	Oregon	1	2	Tulane	3	3
Cincinnati	4	1	Little Rock	2	0	Omaha	2	0	Tulsa	6	2
Colgate	1	0	Long Beach State	1	0	Ozarks (Ark.)	1	0	UAB	4	0
Colorado	0	2	Louisiana-Lafayette	8	0	Park	1	0	UC Davis	0	1
Colorado State	13	1	Louisiana-Monroe	4	0	Penn State	2	0	UCF	1	0
Columbia	1	0	Louisiana Tech	0	10	Pepperdine	3	0	UC Irvine	1	0
Connecticut	0	3	Louisville	4	3	Peru State	1	0	UCLA	1	1
Coppin State	1	0	LSU	1	1	Pittsburg State	3	1	UC Santa Barbara	0	1
Cornell	1	0	Lyon	1	0	Prairie View A & M	2	0	UMKC	4	0
Dayton	0	1	Marquette	3	1	Princeton	2	0	UNLV	13	4
Delaware	1	0	Maryland	1	1	Purdue	0	2	USC	0	2
DePaul	4	3	Memphis	4	1	Quincy	2	0	USF	4	1
Doane	2	1	Mesa State	1	0	Radford	1	0	Utah	10	8
Drake	1	0	Miami (Ohio)	1	0	Rice	5	2	UTEP	5	1
Duke	0	2	Miami (Fla.)	0	1	Rutgers	1	2	UTSA	4	0
East Carolina	4	0	Michigan	0	1	Saint Louis	7	0	UW-Green Bay	1	1
Eastern Michigan	1	0	Michigan State	2	0	Saint Mary's (Calif.)	1	0	Valparaiso	0	1
Eastern New Mexico	1	0	Midland Lutheran	2	0	Samford	1	0	Vanderbilt	2	0
Emporia State	7	0	Minnesota	0	1	Sam Houston State	11	0	Virginia	1	1
Florida	1	3	Mississippi	1	4	San Diego State	12	5	Washburn	4	3
Florida A&M	1	0	Mississippi State	3	1	San Francisco	1	0	West Virginia	5	13
Florida Atlantic	1	0	Mississippi Valley St.	3	1	San Jose State	5	0	Western Illinois	1	0
Florida Gulf Coast	1	0	Missouri	1	2	Santa Clara	1	1	Western Kentucky	3	7
Florida International	0	2	Missouri State	1	3	SIU-Edwardsville	2	0	Western New Mexico	1	0
Florida Southern	1	0	Missouri-Rolla	4	1	SMU	9	8	Wichita State	3	2
Florida State	1	0	Missouri-St. Louis	3	0	South Alabama	10	1	William Jewell	2	0
Fordham	1	0	Missouri-Southern	5	2	South Carolina	0	1	Wyoming	8	6
Fort Hays State	1	0	Montana State	1	0	South Dakota	1	0	Yale	1	0
Fresno Pacific	1	0	Morningside	0	1	South Dakota State	0	2			

Championships in Phoenix, Arizona. Wesemann captured both the Marines Women's 3-Point Contest title and the Shoe Carnival Battle of the Champions 3-Point crown.

In addition to the strong efforts on the court, Mittie's team was also solid in the classroom. The Wildcats tied for the league lead on the 2017 Academic All-Big 12 Teams with eight honorees including seven on the first team. Shaelyn Martin garnered College Sports Information Directors Association (CoSIDA) Academic All-District VII honors, the program's first recipient since the 2010-11 season.

The Wildcats have also been solid in the classroom during Mittie's first three seasons, charting an APR score of 996 in the latest report. K-State has garnered 19 Academic All-Big 12 selections including 16 first team selections under Mittie's watch.

In the 2015-16 season, the Wildcats were selected for the 14th NCAA Tournament appearance and first since the 2011-12 season. K-State ended the season with a 19-13 overall record, which included a 56-51 win over George Washington in the first round of the NCAA Tournament. Kansas State's defense continued to shine in the 2015-16 season, while the Wildcats' offensive numbers also rose. K-State blocked 157 shots a season ago, which ranks fourth in school history. The Wildcats led the Big 12 in steals per game with 9.0 (289 steals).

On offense, K-State averaged 64.4 points per game which was the highest scoring average for the program since the 2007-08 season. The Wildcats drained 218 three-pointers during the 2015-16 season and ranked third in the league in 3-point field goals per game (6.8). This was the first time since the 2012-13 season that K-State made 200 or more 3-point field goals in a season.

For their efforts on the floor in 2015-16, Lewis was named K-State's first All-Big 12 First Team selection since the 2012-13 season and tallied her second straight All-Big 12 Defensive Team honor. Joining Lewis was Kindred Wesemann who was named to the All-Big 12 Second Team after her career year.

In his first season in Manhattan in 2014-15, Mittie guided the program to an overall record of 19-14 and a second round appearance in the Postseason WNIT. The eight-win improvement from the previous season was the third highest improvement from one season to the next in program history. Mittie opened his K-State tenure with 10 wins in the first 11 games, becoming the second coach in program history to begin his or her tenure with 10 wins in 11 games (Judy Akers, 1968-69).

Mittie helped reshape K-State's defense in his first season, as the Wildcats finished the season ranked 44th in the nation in scoring defense (58.2 ppg allowed), 12th in steals (11.3 spg) and 42nd in blocked shots (4.7 bpg). K-State's defense ranked first

in the Big 12 in steals, second in scoring defense and third in blocked shots.

The Wildcats registered the second-most steals in program history with 374 steals in 2014-15. In addition to the 374 steals, K-State blocked 156 shots which marked the ninth time in school history that K-State blocked 100 or more shots in a season and was the fourth-most in program history for blocks in a season.

K-State was recognized for its quick turnaround, as Breanna Lewis was named to the All-Big 12 Second Team and Ashia Woods was named an All-Big 12 Honorable Mention recipient. In addition to her All-Big 12 honor, Lewis became the first player in program history to be selected to the All-Big 12 Defensive Team, as she shattered the school record for blocks in a season with a career-high 97 and set a career-high with 50 steals.

Under Mittie, Kansas State has ranked among the top-25 in the nation in attendance as the Wildcats were 21st in the nation in average attendance in 2015-16 and 18th in total attendance.

K-State was recognized for its quick turnaround, as Breanna Lewis was named to the All-Big 12 Second Team and Ashia Woods was named an All-Big 12 Honorable Mention recipient. In addition to her All-Big 12 honor, Lewis became the first player in program history to be selected to the All-Big 12 Defensive Team, as she shattered the school record for blocks in a season with a career-high 97 and set a career-high with 50 steals.

Under Mittie, Kansas State has ranked among the top-25 in the nation in attendance as the Wildcats were 21st in the nation in average attendance in 2015-16 and 18th in total attendance. K-State's season ticket numbers have increased incrementally in the first two seasons of Mittie's tenure, including a 413-percent increase in first-day season ticket renewals prior to the 2015-16 season.

At TCU, Mittie compiled a 303-175 (.634) record while exceeding the win total the program accomplished in the first 22 seasons of existence. Prior to Mittie's arrival, TCU owned a 208-402 (.340) mark. He recorded his milestone 300th victory at TCU on Feb. 19, 2014.

Mittie has received a number of accolades during his coaching career including: 2010 Mountain West Coach of the Year, 2002 Conference USA Coach of the Year, 2001 WAC Coach of the Year and 1994 and 1995 MIAA Coach of the Year. He has also led his programs to nine conference titles.

In addition to personal honors, Mittie has mentored several of his players who have reached the WNBA (Sandora Irvin and Adrienne Ross) or played overseas (Ebony Gilliam, Helena Sverrisdottir, Antoinette Thompson), been honored as an All-American, earned conference player of the year awards, all-league citations and academic all-conference awards. During

his time with TCU, Mittie coached 10 of the 12 members of the school's 1,000-point club and five of the nine members of the 500-rebound club.

Mittie's teams are known for playing a stifling defense. TCU was the Big 12's top scoring defense and ranked 23rd in the nation in 2013-14, by holding opponents to just 58.1 points per game. Mittie's 2013-14 squad also paced the Big 12 in steals per game (9.9) and ranked 28th in the nation in the category.

The Horned Frogs finished 22nd in the nation in defensive field goal percentage (.363) and were the top shot-blocking team in the Big 12 and finished seventh in the nation in the category at 6.1 per game. This was the third consecutive season TCU finished among the top-30 in the country in blocked shots per game, including a pair of top-10 rankings in 2011-12 and 2013-14.

Prior to his tenure at TCU, Mittie pieced together a 75-42 (.641) mark in his four campaigns at Arkansas State, posting a pair of 20-win seasons and winning 17 or more contests in each of his four years with the Lady Indians. Twice his teams topped the Sun Belt Conference in grade point average as well.

Before taking over the Arkansas State program, Mittie fashioned a 76-17 (.817) mark in three years as head coach at Missouri Western. In 1995, Mittie guided the school to a remarkable 31-3 slate, which included a 15-1 conference record, and he led the club to the Division II Final Four. That squad finished the season ranked No. 3 nationally and captured both the Mid-America Intercollegiate Athletic Association regular-season and tournament championships. For his efforts, he was tabbed league and district Coach of the Year, and was among eight finalists for the national honor.

Mittie garnered league Coach of the Year honors for the first time in his career in 1994 when his Griffons posted a 29-3 overall and 16-0 league record and captured the MIAA regular-season title. His club also made a trip to the NCAA Elite Eight. Before assuming the head coaching duties, Mittie served one season as assistant basketball and baseball coach at the school.

A native of Blue Springs, Missouri, Mittie earned his undergraduate degree in sports management from Missouri Western in 1989 and his master's in sports management from the United States Sports Academy in Mobile, Ala., in 1992. During the fall of 2016, Mittie received the Distinguished Alumni Award from Missouri Western.

Mittie and his wife, Dr. Shanna Mittie, who is a native of Junction City, Kansas, and a graduate of Chapman High School, are the proud parents of three children, daughters Logan and Madison and son Jordan. Logan serves as a high school coach in Texas, while Jordan plays football at K-State and Madison plays women's basketball for Fort Hays State.





BRIAN OSTERMANN

ASSOCIATE HEAD COACH | SIXTH SEASON | WISCONSIN-LACROSSE '88



OSTERMANN'S COACHING CAREER

- Kansas State (2014-present; associate head coach)
- TCU (2008-14; associate head coach)
- Missouri State - West Plains (2004-08; head coach)
- Colby (Kan.) CC (1999-04; head coach)
- UMKC (1996-99; assistant coach)
- Missouri Western (1992-96; assistant coach)
- Mercyhurst (1991-92; assistant coach)
- Northwest Missouri State (1989-91; graduate assistant coach)

Brian Ostermann enters his sixth season at K-State in 2019-20 and will serve the program as the associate head coach. This will be Ostermann's 31st season of coaching at the collegiate level.

In addition to his coaching duties at K-State under head coach Jeff Mittie, Ostermann is also responsible for scheduling, academic mentoring, recruiting evaluation and game plan preparation and development.

Mittie's teams are known for playing a stifling defense and Ostermann has helped develop some of those schemes and game plans.

In the 2017-18 the Wildcats continued to stake their reputation on defense. K-State blocked 160 shots, which ranked third in program history. Kansas State also pocketed 294 steals during the season, which is the fourth straight season with over 275 steals.

In total, K-State registered a combined 454 blocks and steals in the 2017-18 season. This was the second time under Mittie that K-State has registered a combined 450 or more blocks and

steals in a season. The 2017-18 season total of 454 ranks fourth in program history.

Mittie and Ostermann helped reshape K-State's defense in their first season in 2014-15, as the Wildcats finished the season ranked 44th in the nation in scoring defense (58.2 ppg allowed), 12th in steals (11.3 spg) and 42nd in blocked shots (4.7 bpg). K-State's defense ranked first in the Big 12 in steals, second in scoring defense and third in blocked shots.

The Wildcats registered the second-most steals in program history with 374 steals in 2014-15. In addition to the 374 steals, K-State blocked 156 shots which marked the ninth time in school history that K-State blocked 100 or more shots in a season and was the fourth-most in program history for blocks in a season.

Prior to coming to K-State, Ostermann was the associate head coach for Mittie at TCU for six seasons and compiled a record of 107-81 during his time in Fort Worth, which included four post-season appearances - two NCAA Tournaments and two WNITs.

Regarding player development, Ostermann worked with former TCU center Latricia Lovings to help her develop into one of the top shot blockers in the nation. Lovings finished her career with 321 career blocks to rank second in school history. Over a two year span from the 2012-13 season to the conclusion of the 2013-14 campaign, Lovings racked up a national-high 232 blocked shots. At the end of the 2013-14 season, Lovings led the Big 12 and ranked third in the nation for blocked shots with 3.8 per game.

A native of Good Thunder, Minn., Ostermann has logged 28 years of experience as a coach at the collegiate level, including nine seasons as a head coach. He ran the Missouri State-West Plains men's program for four seasons from 2004-05 through 2007-08, where he posted a record of 83-46.

Ostermann's final season in West Plains saw his Grizzly squad

tie the program's best-ever record at 27-5 in addition to reaching the championship round of the National Junior College Athletics Association (NJCAA) Region 16 Championship Tournament. It marked the second time in three seasons the program reached the regional final for the Grizzlies, who finished the season ranked No. 18 in the NJCAA poll after peaking at No. 10 at one point in the season.

Prior to his appointment at West Plains, Ostermann spent five seasons as the head men's coach at Colby (Kan.) Community College, where he helped turn the Trojan program into one of the top squads in the Jayhawk Conference. The school's all-time leader in career victories, Ostermann posted a 95-61 record during his time with the Trojans.

Ostermann was an accomplished assistant coach before moving into the head coach's role, holding positions at UMKC (1996-99), Missouri Western (1992-96) and Mercyhurst College (1991-92). His first season at Missouri Western was spent as an assistant for both the men's and women's team. That season marked Mittie's first season as head coach of the Griffon women's program. One of Ostermann's early achievements included the successful recruitment of two-time All-American Tonya Foster to Missouri Western.

Ostermann began his coaching career as a graduate assistant coach at Northwest Missouri State University (1989-91), where he graduated with a master's of science degree in education. Ostermann earned his bachelor of science degree in physical education from Wisconsin-La Crosse in 1988. He and his wife, Julie, have four children: Robbie, John, Allie and Emily.



CHRIS CARR

45

ASSISTANT COACH | FOURTH SEASON | ARGOSY '12



CARR'S COACHING CAREER

- Kansas State (2017-present; assistant coach)
- Kansas State (2016-17; dir. of student-athlete development)
- Eden Prairie (Minn.) High School (2010-15; head coach)

CARR'S PLAYING CAREER

- Cleveland Cavaliers (2003)
- AEK - Athens, Greece (2002)
- Boston Celtics (2001-02)
- Chicago Bulls (2000)
- New Jersey Nets (1999)
- Minnesota Timberwolves (1996-99)
- Phoenix Suns (1995-96)
- Southern Illinois (1992-95)

CARR'S TROPHY CASE

- Saluki Hall of Fame (Southern Illinois)
- 1995 Missouri Valley Conference Player of the Year
- 1995 First Team All-Missouri Valley Conference
- 1995 Missouri Valley Conference Tournament MVP
- Two-time Missouri Valley Conference All-Tournament Team
- Four-time Missouri Valley Conference Player of the Week

Chris Carr is in his fourth season at Kansas State and his third as an assistant coach. Carr served as the Wildcats' Director of Student-Athlete Development during the 2016-17 season.

In addition to his coaching duties at K-State under head coach Jeff Mittie, Carr is also responsible for recruiting evaluation, game plan preparation and player development.

During his playing career, Carr played for six organizations in the National Basketball Association - Phoenix, Minnesota, New Jersey, Golden State, Chicago and Boston - in his six year NBA career, where he registered totals of 6.7 points, 2.2 rebounds and 1.0 assists in 297 games played. He also made two NBA Playoffs appearances, one with Phoenix in his rookie season of 1995-96 and another with Minnesota in 1996-97. While in the NBA, Carr played with legends such as Charles Barkley, Kevin Garnett and Paul Pierce. In 1997, Carr was a part of the NBA All-Star Saturday Night festivities in Cleveland, Ohio, competing in the Slam Dunk Contest where he finished as a runner-up to champion, Kobe Bryant.

Prior to being a second round pick by Phoenix in the 1995 NBA Draft, Carr was a three-year letter winner at Southern Illinois, where his was teammate for one season with current K-State men's basketball associate head coach Chris Lowery. Carr, who is a member of the Saluki Hall of Fame, concluded his career with Southern Illinois with career totals of 1,251 points and 539 rebounds.

During the 1994-95 season, Carr was the Missouri Valley Conference (MVC) scoring champion with an average of 22.0 points per game on his way to earning First Team All-MVC honors. He was a two-time MVC All-Tournament Team selection, including the 1995 MVC Tournament MVP and was a four-time MVC Player of the Week.

Following his NBA career, Carr founded 43 Hoops in Hopkins, Minnesota, in 2003 to provide personal training and skill development for young players and oversaw 20 boys and girls AAU Teams and coached both Elite Boys and Elite Girls AAU teams. Carr also jumped into the high school coaching ranks in 2010 and helmed the varsity girls program at Eden Prairie (Minnesota) High School from 2010-15 where he guided the program to an overall record of 106-34 which included a State 4A Runner-Up finish in 2011 and a State 4A Third Place finish in 2014.

Carr and his wife, Tanya, have five children: Tayler, Tamika, Christianna, Nadja and Cameron.



EBONY HALIBURTON

ASSISTANT COACH | FIRST SEASON | ORAL ROBERTS '08



HALIBURTON'S COACHING CAREER

- Kansas State (present; assistant coach)
- Kansas State (2017-19; dir. of student-athlete development)
- UC Irvine (2016-17; assistant coach)

HALIBURTON'S PLAYING CAREER

- Oral Roberts (2004-07)
- Cowley County CC (2003-04)
- Kansas (2002-03)

Ebony Haliburton is in her third season at K-State and her first as an assistant coach on Mittie's staff.

In addition to her coaching duties at K-State, Haliburton is also responsible for recruiting evaluation, game plan preparation and player development.

Prior to her promotion to an assistant coach at Kansas State, Haliburton served as the program's Director of Student-Athlete Development for two seasons.

In the 2016-17 season, Haliburton was a member of the UC Irvine women's basketball coaching staff as an assistant coach.

Prior to her stint at UC Irvine, Haliburton was the director of basketball operations at Utah State for three seasons.

Haliburton was a 2008 graduate of Oral Roberts, where she played basketball for current Utah State head coach Jerry Finkbeiner. She graduated from Oral Roberts with a bachelor's degree in marketing and advertising.

From 2008 to 2011, Haliburton was the director of women's

basketball operations and sports account manager for College Coaches Network (CCN). In her role, she was responsible for showcasing athletes, assisting college coaches with their search for talented players and creating lasting relationships with players and college coaches.

As a high school basketball player, she received several prestigious honors and was featured in the documentary film CityBall. She continued her academic and athletic career at Kansas, Cowley County Community College and Oral Roberts. Haliburton is also a licensed minister.





EBONY GILLIAM
Coordinator of
Recruiting
Operations
Sixth Season
TCU '04

GILLIAM'S COACHING CAREER

- Kansas State (2014-17; assistant coach)
- TCU (2012-14; assistant coach)

GILLIAM'S PLAYING CAREER

- Keflavik, Iceland (2005)
- TCU (2000-04)

Ebony Gilliam enters her sixth season on head coach Jeff Mittie's staff at K-State and her second as the coordinator of recruiting operations. In her previous three seasons at K-State, Gilliam served as an assistant coach on Mittie's staff. She also served on Mittie's staff while he was at TCU and was also a player for Mittie with the Horned Frogs.

During her time at TCU, Gilliam was promoted to assistant coach prior to the start of the 2012-13 season and served two seasons as an assistant coach on Mittie's staff in Fort Worth. Prior to her promotion, Gilliam served as the Horned Frogs' director of operations for two seasons.

Before she returned to her alma mater, Gilliam spent four years as a high school teacher and head girls basketball coach in the Fort Worth area, including two seasons at area power Dunbar High School. She led the Wildcats to a 57-14 overall record in her tenure with a pair of District 7-4A championships and state play-off appearances. Gilliam was named district coach of the year, while leading the squad to a perfect 18-0 record in 7-4A play. Prior to her stint at Dunbar, she spent the previous two seasons as head coach at Trimble Tech High School.

A product of Southwest High School in Fort Worth, Gilliam, formerly Ebony Shaw, experienced one of the most successful playing careers in TCU history from 2000-04. At the conclusion of her playing career, she ranked tied for second in school history with 130 career games played and was eighth in starts with 87. She scored 1,156 points and finished her career ranked sixth on TCU's all-time scoring list. Overall, she ranked among the top-10 players in 13 major career statistical categories.

During her playing career at TCU, Gilliam helped the Horned Frogs to the first four NCAA Tournament appearances in school history. The Frogs advanced to the second round in each trip to the tournament. In addition to the postseason appearances, Gilliam also helped TCU claim its first four conference titles in 2001 (WAC regular season and tournament), 2002 (Conference USA regular season) and 2003 (Conference USA tournament).

Following her time with TCU on the court, Gilliam played one year of professional basketball for Keflavik, Iceland. During her professional career, Gilliam helped her team capture the National Icelandic Cup Championship, while averaging 23 points per game, 9.5 rebounds and three steals a contest.

Gilliam received her bachelor's in business administration from TCU in 2004 and her master's in education administration in 2009. She is married to Richard Gilliam III, a former professional basketball player who received his MBA from Kansas State in 2015. The couple have a boy, Shaw, and twins Wes and Dez Renee.



SADIE THRASHER
Director of
Student-Athlete
Development
Second Season
Wayne State '16
Omaha '18

THRASHER'S COACHING CAREER

- Omaha (2017-18; assistant coach)

THRASHER'S PLAYING CAREER

- Wayne State (2014-16)
- Nebraska (2012-14)

Sadie Thrasher is in her second season on head coach Jeff Mittie's staff and her first season as the director of student-athlete development.

In her first season at K-State in the 2018-19 season, Thrasher was the program's director of basketball administration.

Prior to her arrival in Manhattan, Thrasher spent the 2017-18 season as an assistant coach and recruiting coordinator at Omaha. While with the Mavericks, Thrasher was responsible for organizing and facilitating all the recruiting activities for the program including managing the recruiting budget and handling the logistics of on- and off-campus visits.

Before the 2017-18 season, Thrasher helped head coach Brittany Lange as Omaha's director of basketball operations in the 2016-17 season. In her first season at Omaha, Thrasher was responsible for the hotel and travel arrangements for the Mavericks while also planning and executing the Omaha summer camp promotions, registrations and budgets.

In the spring of 2018, Thrasher graduated from Omaha with her Masters of Business in business administration.

A native of Colon, Nebraska, Thrasher started her collegiate playing career at Nebraska in 2012-13, where she played in 43 games over two seasons. As a Husker, she was named the 2014 Nebraska Student-Athlete HERO Leadership Award winner for women's basketball and an inaugural member of the Tom Osborne Citizenship Team.

Thrasher then transferred to Wayne State for her final two years. In her junior season (2014-15), she started all 34 games at point guard averaging 7.8 points and 3.4 assists as the Wildcats advanced to the Northern Sun Tournament Semifinals and earned All-Tournament honors. In her final season at Wayne State, Thrasher started all 29 games at point guard averaging 9.7 points and 4.9 assists while being named the team's Most Valuable Player. She ranks third all-time with 142 assists in a season.

Thrasher received her bachelor's degree in business administration in May 2016. She earned the NSIC Myles Brand All-Academic with Distinction Award and was named to the NSIC Winter All-Academic Team.

She is married to Phil Thrasher and the couple lives in Manhattan.



STACI GREGORIO
Director of Video
Operations
First Year
Pacific '10
Denver '17

GREGORIO'S COACHING CAREER

- UC San Diego (2017-19; assistant coach)

GREGORIO'S PLAYING CAREER

- C.E. Diagonal Mar - Barcelona, Spain (2016-17)
- BC Hellenen - Munich, Germany (2014-15)
- San Diego Mesa College (2013-14)

Staci Gregorio will enter her first season as the K-State women's basketball Director of Video Operations.

Gregorio's responsibilities include: film exchange with opponents, editing film clips for the coaching staff and players, assisting the coaching staff in collecting and editing film of recruits. She also handles the K-State women's basketball equipment needs.

Prior to joining the Wildcats, Gregorio served as an assistant coach and video coordinator for two seasons at UC San Diego. During her time with the Tritons, she aided a program that went 58-5 and captured two California Collegiate Athletic Association (CCAA) regular season titles, a CCAA Tournament crown and a pair of NCAA Division II Tournament appearances.

Before her time at UC San Diego, Gregorio was the head coach of The Preuss School girl's basketball team from 2014-17. In four years, Gregorio tripled the team's win total, coached five all-conference selections and served as a fundraising and travel coordinator. She was also a skills development coach for Hoop Blessings in San Diego, training semi-professional, Division I, II and III athletes through CoachUp.

Gregorio played professionally in Europe for two seasons, first for BC Hellenen in Munich, Germany in 2014-15 and then C.E. Diagonal Mar in Barcelona, Spain in 2016-17. She was the starting point guard for both teams and led C.E. Diagonal Mar in points per game, free throw percentage and assists per game.

Collegiately, Gregorio played for San Diego Mesa College where she earned All-Pacific Coast Athletic Conference (PCAC) First Team honors in 2014 and was team captain. She received her bachelor's degree in politics and government from Pacific University in 2010, and earned her master's degree in sports coaching from the University of Denver in 2017.



ALLY CONNOLLY
Director of
Basketball
Administration
First Year
Oklahoma '11 & '15

Ally Connolly is in her first season on head coach Jeff Mittie's staff as the director of basketball administration.

Connolly is responsible for a number of administrative duties within the program including: coordinating staff and team travel and logistics, money and budget management, manage all home game logistics, on-campus recruiting logistics, training table coordination, camp/clinic budgets, daily office operations, and direct program contact for all other KSA departments.

Prior to her appointment with K-State women's basketball, Connolly served as Assistant Director of Events and Hospitality with K-State Athletics in the 2018-19 season. In this role, she oversaw premium seating and gameday hospitality for football, basketball and baseball. She also scheduled, planned and coordinated all events in the West Stadium Center.

Prior to her arrival in Manhattan, Connolly served in a number of roles at Virginia Tech from 2015-18. She started her time in Blacksburg in premium seating and then added recruiting assistant for the Hokie football program and finally capped her time in the Virginia Tech Athletic Fund as a special events coordinator.

Connolly is a graduate of Oklahoma, where she received her bachelor of business administration in economics in 2011 and a master of higher education in intercollegiate athletic administration in 2015.

She is married to Ryan Connolly, who serves as the Director of Baseball Operations for Kansas State.



JILL SHIELDS
Deputy AD/SWA
21st Year
UCF '90

Jill Shields, a 21-year veteran of the K-State Athletics Department, was promoted to Deputy Athletics Director in 2017 after serving as Executive Associate Athletics Director for Student Services since 2015. In this role, she oversees the daily internal operation of the entire athletics department and also serves as the department's senior woman administrator.

Shields oversees the day-to-day operation of the football program while also serving as the sport administrator for women's basketball, track and field, cross country and volleyball.

In March of 2019, Shields was appointed to the NCAA Division I Women's Basketball Committee.

Shields had previously worked as Senior Associate, Associate and Assistant Athletics Director and Associate Director of Student Services with stints directing the support services for football, women's basketball and volleyball, as well as Life Skills programming.

Shields has played a pivotal role in the academic success of the Wildcats' 16 athletic programs, as K-State is in the midst of a nine-year stretch of high marks in the Big 12 in all-sports graduation rates while also maintaining a national standard the NCAA mandated APR multi-year reports.

Shields came to K-State after working at Wichita State for six years, including the last year as a senior admissions representative in the University's admissions office. She spent the previous five seasons as an assistant women's basketball coach for the Shockers.

Shields earned her bachelor's degree in Liberal Arts from Central Florida in 1990. A member of the Golden Knights basketball team, she was named most valuable player her senior year. Shields earned her Master's degree in education from North Georgia College in 1992.

A native of Assaria, Kansas, Shields and her husband, Mark, live in Manhattan with their two children, Sydney and Sam.



MARYCLARE WHEELER
Academic Counselor
Third Year
K-State '12 & '15

Maryclare Wheeler is in her third year as an academic counselor and her fifth as a member of the K-State Athletics' Office of Student-Athlete Services. Wheeler's primary sports are women's basketball, men's basketball and tennis.

Prior to serving as an academic counselor, Wheeler served as a learning specialist from 2016 to 2018. She worked with over 40 K-State student-athletes from throughout the athletic department with documented learning disabilities. She maintained ADD/ADHD paperwork and documentation in accordance with NCAA rules and also scheduled and managed psychological testing for ADD/ADHD and learning disabilities of student-athletes. She also assisted in academic advisement with men's basketball and tennis.

Wheeler earned her Masters of Adult and Continuing Education with a graduate certificate in academic advising from Kansas State in 2015. Wheeler aided the K-State athletic department as a graduate assistant academic counselor from 2013-15.

While earning her Bachelor of Agriculture degree in animal science from K-State in 2012, Wheeler served as a tutor within the athletic department.



AJ KLOSS
Strength and Conditioning Coach
Sixth Season
Iowa '13
Kansas State '16

AJ Kloss is in his sixth season with the K-State women's basketball program as the team's strength and conditioning coach and his third as a full-time employee of the department, as he served as a graduate assistant in his first two seasons and received his Master of Science in counseling and student affairs with an emphasis in intercollegiate athletics from K-State in May of 2016.

While working with the women's basketball program at K-State, Kloss has been responsible for designing and implementing strength and conditioning programs. He has also created and helped facilitate individualized rehabilitation programs for student-athlete recovery from surgical procedures or injuries.

Prior to coming to Manhattan, Kloss was a strength and conditioning intern at Iowa. Kloss, a 2013 Iowa graduate with a Bachelor of Arts in health and human physiology, assisted with the design and implementation of the strength and conditioning programs for volleyball, rowing, tennis, golf, track and field, field hockey, baseball and men's basketball.

Kloss is a certified member of the Collegiate Strength and Conditioning Coaches Association (CSCCA). In 2014, Kloss was named the Lance Vermeil Scholarship award winner from the CSCCA.



BECCA FITZGERALD
Athletic Trainer
Fourth Season
Ball State '12
Kansas '10

Becca Fitzgerald is in her fourth season as the athletic trainer for Kansas State women's basketball.

Fitzgerald came to K-State following four years as an assistant athletic trainer at Wichita State. She provided primary coverage to the women's basketball team and cheerleading/dance in 2012-13 and men's and women's track and field and cross country programs for the final three seasons.

While with the Shockers, Fitzgerald performed a number of duties including: helping to develop and administer daily rehabilitation and maintenance programs.

She completed her master of arts in sports performance from Ball State in the spring of 2012. While at Ball State, Fitzgerald worked with the football program and women's track and field and cross country teams.

Fitzgerald received her bachelor of science in education and athletic training in 2010 from Kansas. While in Lawrence, Fitzgerald received experience with men's basketball, football and men's and women's track and field and cross country.

She is a certified member of the National Athletic Trainers Association (NATA), is a member of the Kansas Athletic Trainers' Society and is certified to provide CPR/First Aid/AED use by the American Red Cross.



RANDY PETERSON
Dir. of WBB & Soccer Communications
16th Year
Grand View '02
Western Illinois '04

Randy Peterson enters his 16th year in the K-State Athletics Communications office and his 13th with the K-State women's basketball program.

Peterson is an active member of College Sports Information Directors Association (CoSIDA) and has earned a number of national and regional honors for his publications including a "Best in the Nation" finish for the 2014-15 and 2015-16 K-State women's basketball media guides, a national runner-up finish for his 2016-17 K-State women's basketball media guide, and a third place effort for the 2017-18 K-State women's basketball media guide. He also garnered a pair of national second-place finishes for his 2015-16 and 2016-17 K-State women's basketball game notes, a second-place national finish and "Best in District VII" for the 2010-11 women's basketball media guide.

Peterson is currently in his fourth year of service on the CoSIDA undergraduate and graduate scholarship committee and served a three-year term (2014-16) as a member of the CoSIDA publications committee.

In addition to serving as the Director of Women's Basketball and Soccer Communications, Peterson also provides color analysis during K-State women's basketball road games beginning in the 2012-13 season.

Before K-State, Peterson earned his Master's of Science degree in sport management at Western Illinois while serving as the primary contact for six sports.

Peterson earned his Bachelor of Arts degree in business administration with a certificate in sports management from Grand View College in Des Moines, Iowa, in 2002. While attending Grand View, Peterson was a four-year letter winner and three-time Academic All-Midwest Classic Conference selection on the men's basketball team, helping the Vikings to two NAIA Division II National Tournament appearances.

Peterson and his wife, Heather, reside in Manhattan with their daughter Colbie and son Zeke.

NUMERICAL ROSTER

NO.	NAME	POSITION	HEIGHT	YEAR-EXP.	HOMETOWN (PREVIOUS SCHOOL)
1	Savannah Simmons	G	6-1	So.-1L	Bel Air, Md. (The John Carroll School)
2	Cymone Goodrich	G	5-10	R-So.-1L	Chicago, Ill. (South Shore International Prep)
3	Angela Harris	G	5-6	Sr.-TR	Cypress, Texas (Houston/Cy-Fair HS)
5	Alisa Wiggins	G	5-8	Jr.-2L	Montclair, N.J. (Montclair HS)
10	Jada Thorpe	G	5-8	Fr.-HS	Chicago, Ill. (Simeon Career Academy)
11	Peyton Williams	F	6-4	Sr.-3L	Topeka, Kan. (Cair Paravel Latin School)
12	Rachel Ranke	G	6-1	Jr.-2L	Burnsville, Minn. (Eastview HS)
13	Laura Macke	F	6-2	So.-1L	Baileyville, Kan. (Nemaha Central HS)
24	Emilee Ebert	G	6-0	Fr.-HS	Frankfort, Kan. (Frankfort HS)
25	Jasauen Beard	F	5-11	Sr.-1L	Midwest City, Okla. (UTRGV)
33	Ashley Ray	F	6-4	Jr.-2L	Girard, Kan. (Girard HS)
43	Christianna Carr	G	6-1	So.-1L	Manhattan, Kan. (Manhattan HS)
44	Emma Chapman	F	6-3	Fr.-HS	Columbia, Mo. (Hickman HS)
50	Ayoka Lee	C	6-5	R-Fr.-HS	Byron, Minn. (Byron HS)

BY STATE

Illinois (2)

Cymone Goodrich (Chicago)
Jada Thorpe (Chicago)

Kansas (5)

Christianna Carr (Manhattan)
Emilee Ebert (Frankfort)
Laura Macke (Baileyville)
Ashley Ray (Girard)
Peyton Williams (Topeka)

Maryland (1)

Savannah Simmons (Bel Air)

Minnesota (2)

Ayoka Lee (Byron)
Rachel Ranke (Burnsville)

Missouri (1)

Emma Chapman (Columbia)

New Jersey (1)

Alisa Wiggins (Montclair)

Oklahoma (1)

Jasauen Beard (Midwest City)

Texas (1)

Angela Harris (Cypress)

BY POSITION

Guards (8)

Christianna Carr
Emilee Ebert
Cymone Goodrich
Angela Harris
Rachel Ranke
Savannah Simmons
Jada Thorpe
Alisa Wiggins

Forwards (5)

Jasauen Beard
Emma Chapman
Laura Macke
Ashley Ray
Peyton Williams

Center (1)

Ayoka Lee

BY CLASS

Senior (3)

Jasauen Beard
Angela Harris
Peyton Williams

Junior (3)

Rachel Ranke
Ashley Ray
Alisa Wiggins

Sophomores (4)

Christianna Carr
Cymone Goodrich (rs)
Laura Macke
Savannah Simmons

Freshmen (4)

Emma Chapman
Emilee Ebert
Ayoka Lee (rs)
Jada Thorpe

ALPHABETICAL ROSTER

NO.	NAME	POSITION	HEIGHT	YEAR-EXP.	HOMETOWN (PREVIOUS SCHOOL)
25	Jasauen Beard	F	5-11	Sr.-1L	Midwest City, Okla. (UTRGV)
43	Christianna Carr	G	6-1	So.-1L	Manhattan, Kan. (Manhattan HS)
44	Emma Chapman	F	6-3	Fr.-HS	Columbia, Mo. (Hickman HS)
24	Emilee Ebert	G	6-0	Fr.-HS	Frankfort, Kan. (Frankfort HS)
2	Cymone Goodrich	G	5-10	R-So.-1L	Chicago, Ill. (South Shore International Prep)
3	Angela Harris	G	5-6	Sr.-TR	Cypress, Texas (Houston/Cy-Fair HS)
50	Ayoka Lee	C	6-5	R-Fr.-HS	Byron, Minn. (Byron HS)
13	Laura Macke	F	6-2	So.-1L	Baileyville, Kan. (Nemaha Central HS)
12	Rachel Ranke	G	6-1	Jr.-2L	Burnsville, Minn. (Eastview HS)
33	Ashley Ray	F	6-4	Jr.-2L	Girard, Kan. (Girard HS)
1	Savannah Simmons	G	6-1	So.-1L	Bel Air, Md. (The John Carroll School)
10	Jada Thorpe	G	5-8	Fr.-HS	Chicago, Ill. (Simeon Career Academy)
5	Alisa Wiggins	G	5-8	Jr.-2L	Montclair, N.J. (Montclair HS)
11	Peyton Williams	F	6-4	Sr.-3L	Topeka, Kan. (Cair Paravel Latin School)

HEAD COACH

Jeff Mittie (Missouri Western '89 - 6th Season)

ASSOCIATE HEAD COACH

Brian Ostermann (Wisconsin-La Crosse '88 - 6th Season)

ASSISTANT COACH

Chris Carr (Argosy '12 - 4th Season)

ASSISTANT COACH

Ebony Haliburton (Oral Roberts '08 - 3rd Season)

COORDINATOR OF RECRUITING OPERATIONS

Ebony Gilliam (TCU '04 - 6th Season)

DIR. OF STUDENT-ATHLETE DEVELOPMENT

Sadie Thramer (Wayne State '16 - 2nd Season)

DIRECTOR OF VIDEO OPERATIONS

Staci Gregorio (Pacific '10 - 1st Season)

PRONUNCIATION GUIDE

Jasauen Beard	Ja-SAWN
Ayoka Lee	EYE-oh-kuh
Laura Macke	MACK-ee
Rachel Ranke	RANK-ee

2019-20 ROSTER BREAKDOWN

Players Returning (9)	Position	Height	Year-Exp.	2018-19 Statistics
Jasauen Beard	F	5-11	Sr.-1L	7.2 ppg, 3.3 rpg, 1.0 spg
Christianna Carr	G	6-0	So.-1L	9.8 ppg, 2.8 rpg, 0.9 spg
Cymone Goodrich	G	5-10	R-So.-1L	8.0 ppg, 4.0 rpg (played one game)
Laura Macke	F	6-2	So.-1L	1.6 ppg, 1.5 rpg, 0.4 apg
Rachel Ranke	G	6-1	Jr.-2L	10.0 ppg, 3.3 rpg, 1.2 apg
Ashley Ray	F	6-4	Jr.-2L	1.2 ppg, 1.1 rpg
Savannah Simmons	G	5-10	So.-1L	0.1 ppg, 0.8 rpg, 0.3 apg
Alisa Wiggins	G	5-8	Jr.-2L	0.2 ppg, 0.2 rpg, 0.1 apg
Peyton Williams	F	6-4	Sr.-3L	15.5 ppg, 9.5 rpg, 2.1 apg

Players Lost (3)	Position	Height	Reason	2018-19 Statistics
Kayla Goth	G	6-0	Graduation	12.4 ppg, 3.5 rpg, 6.8 apg
Kali Jones	F	6-2	Graduation	6.3 ppg, 4.7 rpg, 1.3 bpg
Maary Lakes	C	6-4	Dismissed in January	1.6 ppg, 1.3 rpg

Newcomers (5)	Position	Height	Year-Exp.	2018-19 Statistics (HS or CC)
Ayoka Lee	C	6-5	R-Fr.-HS	26.6 ppg, 15.7 rpg, 5.5 bpg (HS)*
Emma Chapman	F	6-3	Fr.-HS	16.0 ppg, 9.0 rpg, 1.7 apg (HS)
Emilee Ebert	G	6-0	Fr.-HS	17.2 ppg, 8.2 rpg, 4.1 apg (HS)
Angela Harris	G	5-6	Sr.-TR	9.9 ppg, 3.2 rpg, 2.9 apg (Houston)
Jada Thorpe	G	5-8	Fr.-HS	16.8 ppg, 6.5 apg, 4.2 rpg (HS)

* - redshirt at K-State in 2018-19



2020 All-America candidate
Peyton Williams

FRONT COURT

Returners

#	Name	Yr.	PPG	RPG	APG	SPG
11	Peyton Williams	Sr.	15.5	9.5	2.1	1.9
25	Jasauen Beard	Sr.	7.2	3.3	1.0	1.0
13	Laura Macke	So.	1.6	1.5	0.4	0.1
33	Ashley Ray	Jr.	1.2	1.1	0.1	0.1

Newcomers

#	Name	Yr.	PPG	RPG	APG	SPG
44	Emma Chapman	Fr.	-	-	-	-
50	Ayoka Lee+	R-Fr.	-	-	-	-

+ - missed all of 2018-19 due to injury

Kansas State's frontcourt in the 2019-20 season will be led by All-America candidate **Peyton Williams** and the versatile **Jasauen Beard**. Williams, who set career-highs in a number of categories last season, will look to use her experiences from the 2019 U.S. Pan American Games team to guide the Wildcats back to the NCAA Tournament in 2020.

Beard also set career-highs in every statistical category in the 2018-19 season while playing minutes for the Wildcats from the shooting guard, small forward and power forward positions throughout the season. Beard will be asked to continue her positional versatility in the 2019-20 season.

Sophomore **Laura Macke** scored in 10 of the final 12 games of the 2018-19 season and showed flashes of her potential going forward. Macke, one of the strongest Wildcats in the weight room, will look to continue her development at power forward.

Junior forward **Ashley Ray** will continue to give K-State a solid bench option at the four and five spots. set a career-high on the boards last season and will look to surpass that mark this season.

Following a full season of rehabbing a knee injury suffered at the end of her high school career, redshirt freshman **Ayoka Lee** will make her long awaited debut in Bramlage Coliseum this season. In her high school career, Lee was an efficient finisher around the rim as scored over 2,250 career points and pulled in nearly 1,500 career rebounds. Lee can immediately impact K-State's interior defense with her length.

Freshman **Emma Chapman** is a unique athlete entering her first season in Manhattan. Chapman had a tremendous basketball and volleyball career in the state of Missouri, which attracted the K-State coaches. Chapman tried her hand at the high jump for the first time in her life and finished as the state runner-up in the event. The Wildcats will look to take advantage of the athleticism in her first season.

1,496

- K-State returns nine letterwinners from the 2018-19 season, which were responsible for 1,496 of K-State's total points last season. The Wildcats bring back five of the top six scorers from the 2018-19 season.
- K-State returns the third most total points from last season among Big 12 programs, trailing only Baylor (2,000 points returning) and Oklahoma (1,777).
- In terms of percentage of returning points scored from the 2018-19 season, the Wildcats are second in the Big 12 at 70.3 percent and trailing only Oklahoma (82.2%).
- In the **Jeff Mittie** era, the 2019-20 season ranks third for points returning and percentage of points returning. The 2018-19 season was the top season for returning points (1,804) and percentage of returning points (78.0%) under Mittie's guidance.

POINTS RETURNING FROM 2018-19

Rk	School	Total Pts.	Rk	School	Pct. Pts
1	Baylor	2,000	1.	Oklahoma	82.2%
2.	Oklahoma	1,777	2.	Kansas State	70.3%
3.	Kansas State	1,496	3.	Baylor	64.4%
4.	Iowa State	1,484	4.	Texas Tech	62.4%
5.	West Virginia	1,385	5.	West Virginia	59.3%
6.	Texas Tech	1,355	6.	Oklahoma State	58.1%
7.	Texas	1,231	7.	Iowa State	53.7%
8.	Oklahoma State	1,155	8.	Texas	52.9%
9.	TCU	1,006	9.	TCU	41.8%
10.	Kansas	496	10.	Kansas	24.8%



2019-20 SCHEDULE AT A GLANCE

- K-State's 2019-20 non-conference schedule includes five games against teams that reached the postseason in 2018-19, including two teams that played in the NCAA Tournament (Michigan State and Oregon).
- K-State will play six home games in non-conference play in 2019-20. This is the fewest home non-conference games in the Jeff Mittie era and the fewest since the 2013-14 season (5).
- The Wildcats will take part in the 2019 Junkanoo Jam in Bimini, Bahamas during the Thanksgiving holiday. K-State will face Memphis on Nov. 29 and either LSU or Michigan State on Nov. 30. This will be K-State's first appearance in the Junkanoo Jam since the 2013-14 season.
- K-State will visit Arkansas on Saturday, December 7, as part of the Big 12/SEC Challenge. The Wildcats are 2-1 in games against SEC foes in the Big 12/SEC Challenge.
- Kansas State will travel to Eugene, Oregon, on Saturday, December 21, to face 2019 Final Four participant Oregon. This is the fourth straight season K-State will face an opponent from the Pac 12 Conference.
- The Wildcats will begin Big 12 Conference play on January 5, hosting West Virginia. K-State will play four of its seven games in the month of January in Bramlage.
- For the first time since the 2011-12 season, the Phillips 66 Big 12 Women's Basketball Championship will be contested in Kansas City. The historic Municipal Auditorium will be the site of the post-season event.



All-Big 12 candidate
Rachel Ranke

BACK COURT

Returners

#	Name	Yr.	PPG	RPG	APG	SPG
12	Rachel Ranke	Jr.	10.0	3.3	1.2	1.2
43	Christianna Carr	So.	9.8	2.8	0.7	0.9
1	Savannah Simmons	So.	0.1	0.8	0.3	0.1
2	Cymone Goodrich*	R-So.	8.0	4.0	0.0	2.0
5	Alisa Wiggins	Jr.	0.2	0.2	0.1	0.0

Newcomers

#	Name	Yr.	PPG	RPG	APG	SPG
3	Angela Harris ^	Sr.	9.9	3.2	2.9	2.3
10	Jada Thorpe	Fr.	-	-	-	-
24	Emilee Ebert	Fr.	-	-	-	-

* - played in one game in 2018-19

^ - transfer from Houston

K-State's backcourt for the 2019-20 season features a pair of former Big 12 All-Freshman Team recipients in **Rachel Ranke** and **Christianna Carr**, while the Wildcats return veteran depth and add fresh faces to the overall position group.

Ranke, a junior from Burnsville, Minnesota, is on the verge of becoming the 43rd player in program history with 1,000 or more career points. Ranke is set to climb the K-State career 3-point field goals made rankings, as she enters the season ranked 10th with 160 made.

Carr completed her freshman season in 2018-19 by scoring in double figures in seven of the final 12 games including 21 points in the NCAA Tournament. Carr enters her sophomore season as an All-Big 12 candidate.

Sophomore **Savannah Simmons** battled through injury in her first season, but saw action in 30 of the 33 games. Simmons will look to up her numbers across the board.

Cymone Goodrich, a redshirt sophomore, returns from an injured shoulder in 2018-19 to solidify the K-State perimeter players. In her one contest, Goodrich tallied eight points and four rebounds.

Junior **Alisa Wiggins** has provided the Wildcats with a backup option at the point guard position the previous two seasons. Wiggins will look to give K-State valuable leadership off the bench.

Leading the newcomers will be graduate transfer **Angela Harris**, as she joined the Wildcats this summer following three seasons at Houston. Harris was a two-time All-AAC Third Team selection. She will compete for the point guard role.

The freshmen duo of **Emilee Ebert** and **Jada Thorpe** will contend for action on the perimeter in their debut seasons in Manhattan. Each was a dynamic scorer in their high school careers and has the capability of playing either the point or off guard positions.



All-Big 12 candidate
Christianna Carr

SUMMER A SUCCESS FOR K-STATE

- Kansas State women's basketball was able to provide members of its 2019-20 roster with valuable experiences from this summer.
- Senior forward **Peyton Williams** was selected for an played on the 2019 U.S. Pan American Women's Team. Williams helped Team USA earn a silver medal in the tournament.
- In addition to her travels with USA Basketball, Williams traveled to Brazil with the K-State volleyball team in late May.
- In total, Williams's summer travels added up to just over 20,000 total miles. To put this in perspective, the circumference of the Earth at the equator is 24,901 miles.
- In September, K-State sent a delegation to the 2019 Red Bull USA Basketball 3X East Regional in New York City at Queens College. The Wildcats came away victorious and will compete in the 2020 Red Bull USA Basketball 3X Nationals in April.
- The four players to represent K-State were **Jasauen Beard**, **Rachel Ranke**, **Christianna Carr** and **Ayoka Lee**.



MITTIE SET FOR 6TH SEASON AT K-STATE

- **Jeff Mittie**, one of the winningest active coaches in NCAA Division I with over 500 career wins, is entering his sixth season at the helm of the K-State program in 2019-20.
- Mittie, the ninth head women's basketball coach in K-State history, owns an overall career record of 554-301 (.648) in 27 years as a head coach, including a 100-66 (.602) mark in his time at K-State. He has won 19 or more games in four of his first five seasons with K-State.
- With his 100 wins at Kansas State, Mittie ranks fourth for wins at the helm of the K-State program.
- Mittie registered the 550th win of his coaching career, a 75-72 decision at TCU on Feb. 23, 2019.
- In the 2016-17 season, K-State's 23 wins were Mittie's most at the helm of the Wildcats and the most for Mittie since registering 23 in the 2007-08 season at TCU.
- He has averaged 20.5 wins per season and experienced only one losing season in his 27 seasons.
- Mittie is the second coach in school history to guide the program to five postseason appearances in their first five seasons with the program.
- Mittie has 20 postseason appearances in his career (NCAA or WNIT Tournaments), in which he has a combined record of 20-18 (.526).

62

- #KStateWBB has won 62 games over the last three seasons, which includes two seasons with 20 or more wins and two NCAA tournament appearances and a WNIT appearance.
- Over the three seasons, K-State has an overall record of 62-39 (.614).
- The 62 wins over the last three seasons are the most for the program over a three-year span since the 2006-07 to 2008-09 seasons captured 66 wins.
- K-State ranks fourth among Big 12 schools for wins in the last three seasons.

WINS AMONG BIG 12 SCHOOLS (LAST 3 SEASONS)

Rk	School	Wins
1.	Baylor	103*
2.	Texas	76
3.	West Virginia	71
4.	Kansas State	62
5.	TCU	59
6.	Iowa State	58
7.	Oklahoma State	52
8.	Oklahoma	47
9.	Texas Tech.	35
10.	Kansas	33

K-STATE AMONG TOP-20 IN NCAA HISTORY FOR WINS

- Kansas State women's basketball is entering its 52nd season of action and ranks among the top programs in NCAA history for wins.
- K-State's all-time record stands at 953-595 (.616) and the Wildcats enter the 2019-20 season ranked 18th in NCAA Division I women's basketball history for program wins. The Wildcats are the 18th program in NCAA Division I history to reach 950 or more wins as a program and the third among the Big 12 (Texas, Baylor). K-State is averaging 18.7 wins per season.
- The Wildcats have accumulated 25 20-win seasons and have secured 335 victories inside Bramlage Coliseum.
- K-State has 192 wins in the Big 12 Conference.
- In postseason play, the Wildcats have 13 wins in the NCAA Tournament and 16 wins in the WNIT.
- Kansas State has registered 220 victories when they were ranked in the Associated Press top-25 poll and achieved 82 wins against teams ranked in the AP poll.

763

CATS SEND BACK SHOTS UNDER MITTIE

- Under head coach **Jeff Mittie**, Kansas State has piled up blocked shots. K-State has sent back 763 shots for 4.60 per game in the 166 games. K-State has 140 or more blocks in each of the five seasons under Mittie.
- Kansas State had 147 blocked shots (4.5 bpg) in the 2018-19 season. The 147 blocks this season mark the fifth straight season and the 13th in school history that K-State has blocked 100 or more shots. K-State's block total this season is eighth in program history.
- The Wildcats ranked 38th in the nation for total blocks and 42nd for blocks per game in the 2018-19 season. According to herhoopstats.com, K-State ranked 44th in the nation in block rate at 11.1 percent. K-State has finished among the top-35 in block rate in two of the last four seasons including 11th in the 2015-16 season.
- Against Lamar, K-State blocked a season-high 12 shots. This was the most blocks since K-State set the school record on Nov. 13, 2015 at Tulsa of 14. Under Mittie, K-State has five games with 10 or more blocks.
- K-State had 14 games last season with five or more blocks.



All-Big 12 candidate
Angela Harris

HARRIS A STAT SHEET STUFFER

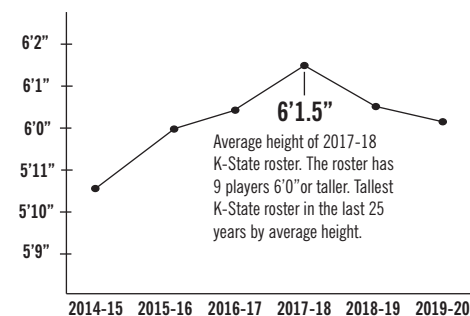
- Kansas State head coach Jeff Mittie added graduate transfer **Angela Harris** to the 2019-20 roster in June to provide a boost in the K-State backcourt.
- Harris, who played the previous three seasons at Houston, was a two-time All-American Athletic Conference Third Team selection.
- Harris joins the Wildcats as rare among NCAA Division I players in the 2019-20 season. She is the only player in NCAA Division I women's basketball with 1,000 or more career points, 200 or more career rebounds, 200 or more career assists, 200 or more career steals and 185 or more career 3-point field goals made.
- Entering the 2019-20 season, Harris ranks 21st in the nation for career 3-point field goals made with 185.

EVOLUTION OF THE K-STATE ROSTER

1,012"

Total Height in inches of the 2019-20 K-State WBB roster; sixth straight season K-State roster has totaled 950+ inches

K-STATE'S AVERAGE HEIGHT



K-STATE ROSTER STANDS TALL

- Since Kansas State head coach **Jeff Mittie** took the over the program prior to the 2014-15 season, K-State's roster large in stature.
- In the 2019-20 season, K-State's roster features 14 total players and nine are six feet or taller, including five players 6'2" or taller.
- This is the sixth straight season K-State's roster has averaged a height of 6'0" or taller and exceeded 950 or more inches combined.



25 | JASAUEN BEARD

FORWARD | 5-11 | SR. - 1L | MIDWEST CITY, OKLA. (UTRGV/SOUTH PLAINS COLLEGE/MIDWEST CITY HS)

BEARD'S TROPHY CASE

- Won 2019 Red Bull USA 3X East Regional
- 2019 Priscilla Gary Hustle Award

Points

2018-19 Season	17, vs. DePaul (11/23/18)
Career	17, vs. DePaul (11/23/18)

Field Goals Made/Attempted

2018-19 Season	8, vs. DePaul (11/23/18)/ 12, vs. DePaul (11/23/18)
Career	8, vs. DePaul (11/23/18)/ 12, vs. DePaul (11/23/18)

3-pt. Field Goals Made/Attempted

2018-19 Season	1, nine times/ 3 vs. UCA (12/20/18)
Career	1, 10 times/ 3 vs. UCA (12/20/18)

Free Throws Made/Attempted

2018-19 Season	6, vs. Syracuse (11/22/18)/6, twice
Career	6, vs. Syracuse (11/22/18)/ 9, vs. Evangel (11/14/15)

Rebounds

2018-19 Season	8, vs. Kansas (1/13/19)
Career	8, vs. Kansas (1/13/19)

Assists

2018-19 Season	4, vs. Princeton (11/24/18)
Career	4, vs. Princeton (11/24/18)

Blocks

2018-19 Season	1, 10 times
Career	2, vs. Little Rock (11/24/15)

Steals

2018-19 Season	5, vs. West Virginia (3/9/19)
Career	5, vs. West Virginia (3/9/19)

Minutes

2018-19 Season	32, vs. DePaul (11/23/18)
Career	32, vs. DePaul (11/23/18)

MISCELLANEOUS CAREER STATS

Double-Figure Scoring Games	10
20+ Point Games	0
Double-Figure Rebounding Games	0
Double-Doubles	0
5+ Rebound Games	9
5+ Assist Games	0
4+ Steal Games	1
2+ Steal Games	9
2+ Block Games	1
2+ Made 3-Pt. FGs	0





• Second player in program history from Midwest City, Oklahoma (Mariah White).

REDSHIRT JUNIOR (2017-18)

2019 Priscilla Gary Hustle Award... Recorded career season-highs in every statistical category... Played in all 33 games with seven starts... Charted 685 minutes (20.8 mpg)... Registered 239 points (7.2 ppg)... Tallied double figures in nine games... Was 86-of-219 (.393) from the field, including 11-of-38 (.289) from 3-point range... Registered a 56-of-88 (.636) performance at the free throw line... Pulled in 110 total rebounds (3.3 rpg)... Recorded nine games with five or more rebounds... Dished out 32 assists... Notched 34 steals and had seven games with two or more steals... Blocked 12 shots... Made her K-State debut against Omaha (11/12) and tallied a career-high 12 points and five rebounds in a career-best 26 minutes... Notched 12 points and five rebounds against Syracuse (11/22)... Tallied a career-high 17 points with three assists and three steals against DePaul (11/23)... Carded 10 points, five rebounds and three assists against Central Arkansas (12/20)... Registered 12 points and four rebounds off the bench at Iowa State (1/2)... Carded nine points, four rebounds, three assists and three steals against Texas (1/16)... Came off the bench to recorded nine points, three rebounds, a block and a steal at

Texas Tech (1/19)... Tallied 10 points, four rebounds, a block and a steal at Oklahoma (2/10)... Recorded 10 points and six rebounds off the bench against Baylor (2/13)... Carded 11 points and two rebounds off the bench at Texas (2/17)... Registered 15 points, three assists, three steals and two rebounds at TCU (2/23).

JUNIOR (2017-18)

Joined UTRGV in the spring semester while sitting out the season.

SOPHOMORE (2016-17)

National Junior College Athletic Association (NJCAA) All-Region 5 Division I selection... All-Western Junior College Athletic Conference (WJCAC) First Team and WJCAC Newcomer of the Year honors... Ranked number seven in the nation among junior college small forwards and number 26... Played in and started 34 games at South Plains College... Registered 749 minutes (22.0 mpg)... Led the team in scoring with 13.6 points per game (461 points)... Scored in double figures in 25 games, including seven games with 20 or more points... Shot 187-of-386 from the field (.484)... Tallied a 78-of-107 (.729) effort from the free throw line... Led the team in rebounding with 238 (7.0 rpg)... Recorded seven games with 10 or more rebounds... Dished out 57 assists (1.7 apg)... Pocketed 48 steals (1.4 spg)... Sent back 25 shots (0.7 bpg).

REDSHIRT FRESHMAN (2015-16)

Played in six games for Oral Roberts... Registered 101 total minutes of play (16.8 mpg)... Averaged 6.2 points (37 points) on .342 shooting (13-of-38)... Finished 10-of-16 (.625) from the free throw line... Averaged 1.5 rebounds (9 rebounds)... Carded nine steals (1.5 spg) and four blocks (0.7 bpg)... Tallied a career-high 11 points on 3-of-10 shooting and 5-of-9 from the free throw line against Evangel (11/14)... Also set career-high with four steals against Evangel... Carded nine points on 3-of-6 shooting at Grand Canyon (11/16)... Registered nine points on 4-of-11 shooting and four rebounds at Tulsa (11/20)... Filled the stat sheet against Little Rock (11/24) with six points, two rebounds, four steals, two blocks and two assists.

FRESHMAN (2014-15)

Took a redshirt in her first season at Oral Roberts.

HIGH SCHOOL

McDonald's All-American Nominee and All-State honoree as a senior after leading her team to the quarterfinals of the Oklahoma Secondary School Activities Association Class 6A State Tournament while averaging 12.3 points and 1.8 blocks per game... Led her team to the Class 6A State Championship Game as a sophomore... During career, earned All-Conference honors three times and All-City recognition twice... Finished with 975 points... Also ran track & field, qualifying for the state meet three times.

PERSONAL

Born on September 27, 1995... Daughter of Darrick Beard and Kimberly Johnson and Sharhonda Beard... Has six siblings... Major is communication studies.

FORMER WILDCATS THAT WORE #25

Stacey Malone (2012-15)
Danielle Zanotti (2005-09)
Missy Decker (1993-97)
Sheila Hubert (1984-86)
Marilee Drouhard (1981-82)
Beckie Smatana

BEARD'S CAREER STATISTICS

YEAR	G-GS	MIN-AVG.	FGM-FGA	PCT	3PT-A	PCT	FTM-FTA	PCT	O-D-T	AVG	PF-D	A	TO	BLK	ST	PTS-AVG
2014-15 (ORU)							Redshirt - Did Not Play									
2015-16 (ORU)	6-0	101-16.8	13-38	.342	1-7	.143	10-16	.625	1-8-9	1.5	14-1	2	11	4	9	37-6.2
2017-18 (UTRGV)							Did Not Play									
2018-19 (K-State)	33-7	685-20.8	86-219	.393	11-38	.289	56-88	.636	32-78-110	3.3	88-4	32	81	12	34	239-7.2
TOTAL	39-7	786-20.2	99-257	.385	12-45	.267	66-104	.635	33-86-119	3.1	102-5	34	92	16	43	276-7.1

BEARD'S CAREER CONFERENCE STATISTICS

YEAR	G-GS	MIN	FGM-FGA	PCT	3PT-A	PCT	FTM-FTA	PCT	O-D-T	AVG	PF-D	A	TO	BLK	ST	PTS-AVG
2014-15 (ORU)							Redshirt - Did Not Play									
2015-16 (ORU)							Did Not Play									
2017-18 (UTRGV)							Did Not Play									
2018-19 (K-State)	18-2	379-21.1	43-124	.347	8-25	.320	32-51	.627	17-38-55	3.1	48-2	11	38	7	18	126-7.0
TOTAL	18-2	379-21.1	43-124	.347	8-25	.320	32-51	.627	17-38-55	3.1	48-2	11	38	7	18	126-7.0

BEARD'S CAREER POSTSEASON STATISTICS

YEAR	G-GS	MIN	FGM-FGA	PCT	3PT-A	PCT	FTM-FTA	PCT	O-D-T	AVG	PF-D	A	TO	BLK	ST	PTS-AVG
Big 12	2-0	32-16.0	6-15	.400	1-2	.500	4-4	1.000	1-6-7	3.5	7-1	2	4	0	5	17-8.5
NCAA	1-0	16-16.0	2-8	.250	0-1	.000	1-2	.500	0-2-2	2.0	4-0	0	3	1	0	5-5.0
TOTALS	3-0	48-16.0	8-23	.348	1-3	.333	5-6	.833	1-8-9	3.0	11-1	2	7	1	5	22-7.3



11 | PEYTON WILLIAMS

FORWARD | 6-4 | SR. - 3L | TOPEKA, KAN. (CAIR PARAVEL LATIN SCHOOL)

2020 KATRINA McCLAIN AWARD CANDIDATE | 2020 ALL-AMERICAN CANDIDATE

WILLIAMS'S TROPHY CASE

- 2019 U.S. Pan American Games Team (silver medal)
- 2019 Google Cloud Academic All-District VII First Team
- 2019 Big 12 Women's Basketball Scholar-Athlete of the Year
- 2019 All-Big 12 First Team
- 2019 Big 12 All-Defensive Team
- Two-time Academic All-Big 12 First Team (2018, 2019)
- 2019 Big 12/Dr. Gerald Lage Academic Achievement Award
- 2019 Nicole Ohlde Defensive MVP
- 2019 Pat Bosco Academic Award
- 2019 Katrina McClain Award Watch List
- Big 12 Player of the Week (March 6)
- College Sports Madness Big 12 Player of the Week (Dec. 31)
- 2018 Cancun Challenge - Mayan Division All-Tournament Team
- 2018-19 Preseason All-Big 12 Team (Honorable Mention)
- 2018 CoSIDA Academic All-District VII Second Team
- 2018 All-Big 12 Honorable Mention Team
- 2018 Kendra Wecker Offensive MVP
- 2016-17 Big 12 Academic All-Rookie Team
- Two-time Big 12 WBB Freshman of the Week (Nov. 14 & Dec. 5)
- 2017 Big 12 VB All-Freshman Team
- Big 12 VB Freshman of the Week (Aug. 28)
- Six-time Big 12 Commissioner's Honor Roll

Points

2018-19 Season	26, at Kansas (2/6/19)
Career	26, at Kansas (2/6/19)

Field Goals Made/Attempted

2018-19 Season	10, twice/ 19, twice
Career	10, five times/ 20, vs. Saint Louis (3/15/18)

3-pt. Field Goals Made/Attempted

2018-19 Season	3, vs. Texas (1/16/19)/ 6, twice
Career	3, vs. Texas (1/16/19)/ 6, twice

Free Throws Made/Attempted

2018-19 Season	10, vs. West Virginia (2/27/19)/ 11, twice
Career	10, vs. West Virginia (2/27/19)/ 11, twice

Rebounds

2018-19 Season	15, vs. Texas Tech (3/2/19)
Career	18, vs. UC Davis (3/23/18)

Assists

2018-19 Season	6, three times
Career	6, three times

Blocks

2018-19 Season	5, vs. Kansas (1/13/19)
Career	5, three times

Steals

2018-19 Season	6, twice
Career	6, twice

Minutes

2018-19 Season	44, at Kansas (2/6/19)
Career	44, at Kansas (2/6/19)



WILLIAMS EARNS SILVER WITH 2019 U.S. PAN AMERICAN GAMES TEAM

Kansas State senior forward Peyton Williams earned a silver medal with the 2019 U.S. Pan American Games Women's Team at the 2019 Pan American Games in Lima, Peru from August 6-10.

Williams played in four of the five games and averaged 3.0 points per game on a 62.5 percent shooting, 2.8 rebounds, 0.8 steals and 0.5 assists in 8.5 minutes per game. She pulled in at least one rebound in all four games.

She made her international debut against Argentina and tallied two rebounds. In her second game, she recorded 10 points, six rebounds, three steals and two assists against the U.S. Virgin Islands.

In the final game of group play, Williams notched two points and a rebound.

In the semifinal contest against Puerto Rico, Williams hauled in two rebounds.

For more information on 2020 All-America candidate Peyton Williams, visit kstatesports.com/doublethreat or follow @pwwdoublethreat on Twitter

MISCELLANEOUS CAREER STATS

Double-Figure Scoring Games	55
20+ Point Games	15
Double-Figure Rebounding Games	23
Double-Doubles	20
5+ Rebound Games	61
5+ Assist Games	4
5+ Steal Games	3
2+ Steal Games	28
5+ Block Games	3
2+ Block Games	20
2+ 3-Pt FGs Made	6

CAREER

30th in program history for career points (1,122)... Fourth player in program history with 1,000 or more career points, 600 or more career rebounds and 80 or more career blocks... 7th in school history for career free throw percentage (.812)... 16th for career rebounds (659)... Tied for sixth in program history for career double-doubles (21)... Seventh in program history for career blocks (90)... Ranks 7th in program history for career blocks per game (0.90)... Tied for fourth in program history for career five-block games (3).





JUNIOR (2018-19)

2019 Katrina McClain Award Watch List... 2019 All-Big 12 First Team... 2019 Big 12 All-Defensive Team... 2019 Google Cloud Academic All-District VII First Team selected by CoSIDA... 2019 Big 12 Women's Basketball Scholar-Athlete of the Year... 2019 Academic All-Big 12 First Team... 2019 Big 12/Dr. Gerald Lage Academic Achievement Award recipient... Big 12 Player of the Week (March 6)... Played in 32 games with 31 starts... Registered a career-high for minutes played with 1,138 (35.6 mpg)... Recorded a career-high scoring average (15.5 ppg) and tallied 496 total points... Scored in double figures in 28 games... Finished the season shooting .486 from the field (180-of-370) including a career-best 21-of-72 (.292) from beyond the arc... Notched a career-high performance from the free throw line for free throws made and attempted (115-of-138; .833)... Pulled in a career-high 303 rebounds (9.5 rpg)... Ranks fourth in program history for rebounding average in a single season and fourth for total rebounds in a single season... First player since Kendra Wecker in the 2004-05 season to average a double-double in Big 12 play (16.2 ppg and 10.0 rpg)... Third player in program history with 475

or more points and 300 or more rebounds in a season... Pulled in five or more rebounds in 30 games, including 16 games with 10 or more rebounds... Pulled in 26.6 percent of K-State's total rebounds in 2018-19... Pocketed a career-high 62 steals (1.9 spg) and ranked second on the team in the category... Carded two or more steals in 15 games... Blocked 37 shots (1.2 bpg) and ranked second on the team... Tallied two or more blocks in nine games... Her combined total of 99 blocks and steals set a new single season career best... Notched a double-double of 10 points, 10 rebounds, four assists, three blocks and a steal against Omaha (11/12)... Carded 13 points, 10 rebounds, four assists, two blocks and two steals against UMKC (11/18)... Named to 2018 Cancun Challenge - Mayan Division All-Tournament Team... Registered 14 points, eight rebounds, six assists and three steals against Syracuse (11/22)... Tallied 23 points, seven rebounds and two blocks against Princeton (11/24)... Carded 16 points, 14 rebounds, three steals and two assists against Vanderbilt in the SEC/Big 12 Challenge (12/2)... Tabulated 18 points on 7-of-11 shooting with 12 rebounds and three assists against Lamar (12/5)... Notched 12 points and eight rebounds at Little Rock (12/8)... Carded 17 points, 12 rebounds and two assists against

total rebounds. Her 303 rebounds this season ranks fourth in program history for a single season and were the most since Nicole Ohlde pulled in 306 rebounds in the 2002-03 season.

- Williams ranked second in the Big 12 and 49th in the nation in rebounds per game and led the league in defensive rebounds per game at 6.7.

- Williams led the Big 12 in rebounding for league-only games (10.0 rpg). She was the first Wildcat to average a double-double in Big 12 action since Kendra Wecker in the 2004-05 season.

- She has 23 career games with 10 or more rebounds. In the 2018-19 season, Williams had a career-best 16 games with 10 or more rebounds and was second in the league for games with 10 or more rebounds.

SINGLE-SEASON REBOUNDS - KANSAS STATE

1. Tammie Romstad (1979-80)	337
2. Carlisa Thomas (1986-87)	321
3. Nicole Ohlde (2002-03)	306
4. Peyton Williams (2018-19)	303

26.6

Williams led K-State in rebounding and pulled in 26.6 percent of K-State's total rebounds in the 2018-19 season. She led the Big 12 for percentage of her team's total rebounds.

WILLIAMS NEARING TOP-15 FOR CAREER REBOUNDS

- Peyton Williams continues to pile up the rebounds and climb the K-State career rankings.

- Williams owns 659 career rebounds (6.6 rpg). She is 16th in program history for career rebounds.

- Williams is the second player in program history (Leah Honeycutt, 1989-93) to increase her total rebounds by 50 or more from both her freshman to sophomore and sophomore to junior seasons.

- In the 2018-19 season, Williams averaged a career-high 9.5 rebounds per game and achieved a career season-high with 303

WILLIAMS STRONG FROM THE FOUL LINE

- Forward Peyton Williams has continued to show an improved free throw stroke entering her senior season.

- For her career, Williams is shooting .812 (233-of-287). Her .812 career free throw percentage ranks seventh in program history. The 233 made free throws are 20.8 percent of her career point total.

- In the 2018-19 season, Williams was 115-of-138 (.833) from the line. Her free throws made and attempted were a new career-high for a season. She tied for ninth in program history for free throws made in a season.

- Williams ranked fourth in the Big 12 and was 61st in the nation in free throw percentage. She set a new career-high for a season with her free throws made and attempted and ranked third in the Big 12 in the 2018-19 season in free throws made.

- Against West Virginia on February 27, Williams set a new career high for free throws made going 10-of-10. This was the ninth time in program history a player finished a game perfect from the line with a minimum of 10 attempts.

- Earlier in the 2018-19 season, Williams set the school record for consecutive free throws made at 38. She ended the 2017-18 season with 31 consecutive free throws made, which started at Texas on Feb. 10. She then made her first seven free throws of the 2018-19 season before missing on Nov. 24, 2018 against Princeton.

K-STATE CAREER FREE THROW PCT (MIN. 150 ATTEMPTS)

1. Laurie Koehn (2001-05)877 (193-220)
2. Kendra Wecker (2001-05)864 (310-359)
3. Kristin Rethman (1998-02)843 (167-198)
4. Kindred Wesemann (2013-17)819 (235-287)
5. Jennifer Jones (1982-85)814 (149-183)
6. Twiggy McIntyre (2003-06)813 (130-160)
7. Peyton Williams (2016-present)812 (233-287)
8. Missy Decker (1993-97)778 (123-158)
9. Gayla Williams (1977-81)773 (256-331)
10. Ashley Sweat (2006-2010)772 (421-545)

Arizona State (12/16)... Recorded 12 points, six rebounds, three steals, two assists and a blocked shot against Central Arkansas (12/20)... Notched a diverse stat line of 22 points, 13 rebounds, six rebounds, one block and one steal against Northern Iowa (12/29)... Carded 14 points, 12 rebounds and six assists against Oklahoma (1/5)... Tallied 18 points, 10 rebounds, three steals and a block at Baylor (1/9)... Recorded 19 points, eight rebounds, five blocks and a steal against Kansas (1/13)... Notched 18 points and eight rebounds against 11th ranked Texas (1/16)... Registered 18 points, seven rebounds, three steals, two assists and one block at Texas Tech (1/19)... Turned in 23 points, 10 rebounds, two steals, two blocks and a steal against Oklahoma State (1/23)... Achieved her 10th double-double of the season with a career-high 26 points on 10-of-19 shooting and 5-of-5 from the foul line while pulling in 13 rebounds at Kansas (2/6)... Also pocketed a career-high six steals at Kansas... Carded 13 points, 10 rebounds, four steals and a block at Oklahoma (2/10)... Notched 13 points and 14 rebounds at Texas (2/17)... Registered her 1,000th career point at TCU (2/23) on a jumper in the first quarter... Finished with 18 points on 8-of-12 shooting, nine rebounds, two assists, two blocks and a steal against the Horned Frogs... Tallied 20 points including 10-of-10 from the foul line, four rebounds, four blocks, three assists and two steals against West Virginia (2/27)... Carded her 13th double-double of the season with 24 points on 9-of-13 shooting and 5-of-6 from the free throw line while pulling in a season-high 15 rebounds with three assists, three steals and two blocks against Texas Tech (3/2)... Recorded 22 points six rebounds and three steals against West Virginia (3/9) in the quarterfinals of the Big 12 Championships... Finished with 12 points, seven rebounds and a steal against Baylor (3/10) in the semifinals of the Big 12 Championships.

SOPHOMORE (2017-18)

2018 All-Big 12 Honorable Mention... Fourth sophomore in program history with 500 or more points and 200 or more rebounds... Sixth sophomore in program history to score 500 or more points... Established career season-highs in every statistical category... Played in and started all 34 games despite playing her first complete season with K-State volleyball... Carded 1,063 minutes of

playing time (31.3 mpg)... Ranked 15th in the Big 12 in minutes per game... Second on the team in scoring with 501 points (14.7 ppg) on a team-high .536 field goal percentage (199-of-371)... Ranked 12th in the Big 12 in scoring and seventh in the league in field goal percentage... Ranked 40th in the nation in field goal percentage... Tallied a 14-of-47 (.298) effort from 3-point range... Notched a team-high free throw percentage (.856; 89-of-104)... Ranked third in the Big 12 in free throw percentage... Ranked 35th in the nation in free throw percentage... Ended the season with 31 consecutive free throws made... Improved her scoring average by 11.0 points from 2016-17 to 2017-18, which is the third-largest increase from one season to the next in school history and the fifth-highest in the nation in 2017-18... Scored 20 or more points in a game nine times... Second on the team in rebounding with 241 (7.1 rpg) and led the team with 84 offensive rebounds (2.5 orpg)... Ranked eighth in the Big 12 in rebounds per game... Ranked ninth in the Big 12 in offensive rebounds per game (2.5 orpg) and ranked 10th in defensive rebounds per game (4.6 drpg)... Registered 17 games with 15 or more points and five or more rebounds... Handed out 39 assists (1.1 apg)... Defensively, she led K-State with 47 blocks (1.4 bpg) and was third on the team in steals with 50 (1.5 spg)... Ranked sixth in the Big 12 in blocks per game... Ranked 14th in the Big 12 in steals per game... Tallied a team-high six double-doubles... Averaged 21.3 points on a .528 field goal percentage and 11.0 rebounds in the Postseason WNIT... Registered second career double-double with 12 points, 10 rebounds and three blocks against Florida A&M (11/17)... Tallied a career-high 19 points on 7-of-11 shooting and added eight rebounds, three blocks, two steals and two assists against Penn State (11/25)... Carded 13 points on 6-of-12 shooting, and nine rebounds at Missouri (11/30)... Recorded a career-high 25 points on 9-of-15 shooting and 6-of-7 from the foul line against Little Rock (12/16)... Added seven rebounds and a block to her final line against the Trojans... Notched her second double-double of the season with 15 points and 10 rebounds against Chicago State (12/18)... Recorded 21 points on 8-of-14 shooting and added six

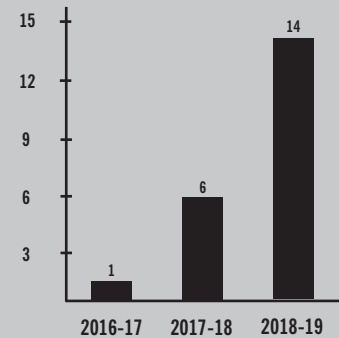
DOUBLE-DOUBLES ADD UP FOR WILLIAMS

- **Peyton Williams** is recording double-doubles at a high rate to begin the 2018-19 season.
- Williams had a career-high 14 double-doubles in 32 games played last season. She tied for the Big 12 lead and ranked 32nd in the nation for double-doubles. Williams had more double-doubles than four teams in the Big 12.
- The product of Topeka, Kansas, ranked fourth in program history for double-doubles in a season. She was the first Wildcat with 10 or more double-doubles in a season since Kendra Wecker set the school record with 17 double-doubles in the 2004-05 season.
- In games Williams tallied a double-double in the 2018-19 season, the Wildcats are 12-2. When she notched a double-double, Williams averaged 17.9 points on a .530 field goal percentage, 12.1 rebounds, 2.8 assists, 2.1 steals and 0.9 blocks.
- For her career, Williams owns 21 double-doubles and is tied for seventh in program history for career double-doubles.

CAREER DOUBLE-DOUBLES - KANSAS STATE

Rk.	Player (Years)	Pos.	Total
1.	Kendra Wecker (2001-05)	F	52
2.	Nicole Ohlde (2000-04)	C	39
3.	Tammie Romstad (1978-82)	C	28
4.	Shanele Stires (1992-95)	G	27
	Carlisa Thomas (1983-87)	G	27
6.	Shalee Lehning (2005-09)	G	23
7.	Breanna Lewis (2013-17)	C	21
	Peyton Williams (2016-present)	F	21
9.	Marlies Gipson (2005-09)	F	18
	Laurie Miller (1975-79)	F	18

WILLIAMS' DOUBLE-DOUBLES BY SEASON



Double-Doubles

8

Increase in double-doubles from 2017-18 to 2018-19. This is tied for the largest increase in double-doubles from one season to the next in program history (Laurie Miller, 1975-79).

rebounds and two steals against UNI (12/21)... Carded 15 points, nine rebounds, five steals and two assists at Oklahoma State (12/31)... Notched 22 points on 9-of-16 shooting, 10 rebounds and two steals at West Virginia (1/3)... Carded 15 points, 11 re-

bounds, five blocks and two steals at Iowa State (1/10)... Notched 23 points on 10-of-17 shooting and eight rebounds against Oklahoma (1/17)... Registered 23 points on 9-of-16 shooting, eight rebounds and five blocks at Kansas (1/28)... Carded 19 points



90 blks | 123 stls

Peyton Williams remains a stellar presence in K-State's defense and was recognized for her efforts in the 2018-19 season.

- Williams, a 2019 Big 12 All-Defensive Team selection, registered 37 blocks (1.2 bpg) and a career-high 62 steals (1.9 spg). Her 62 steals were more than her career total entering the 2018-19 season (61).
- She was second on the team in both blocks and steals in the 2018-19 season.
- She is the sixth Wildcat to achieve at least two seasons with a combination of 95 blocks and steals in a single season since blocks and steals became official stats in the 1982-83 season.
- In total, Williams has a combined 213 blocks and steals in her career and ranks tied for 18th in program history.
- Williams ranks seventh in program history for career blocks with 90. With 10 blocked shots, she will become the seventh player in program history with 100 or more blocks.
- She will become the fourth player in program history with 100 or more blocks and 100 or more steals in a career.

K-STATE PLAYERS WITH 200+ BLOCKS & STEALS - CAREER

Rk.	Player (Seasons)	Blks/Stls	Total
1.	Breanna Lewis (2013-17)	282/147	429
2.	Cassandra Jones (1982-86)	20/382	402
3.	Marlies Gipson (2005-09)	257/138	395
4.	Carlisa Thomas (1983-87)	53/340	393
5.	Nicole Ohlde (2000-04)	204/147	351
6.	Mary Jo Miller (1988-92)	11/288	299
7.	Kendra Wecker (2001-05)	71/227	298
8.	Nadira Hazim (1987-91)	19/260	279
9.	Shalee Lehnig (2005-09)	29/235	264
10.	Shaelyn Martin (2014-18)	36/212	248
11.	Mariah White (2009-13)	32/209	241
12.	Brit Jacobson (1994-98)	15/219	234
13.	Megan Mahoney (2001-05)	52/177	229
14.	Ashia Woods (2011-15)	33/193	226
15.	Claire Coggins (2003-07)	36/184	220
16.	Shana Wheeler (2004-08)	146/71	217
17.	Kayla Goth (2015-19)	42/172	214
18.	Diana Miller (1987-91)	45/168	213
	Peyton Williams (2016-present)	90/123	213
20.	Ashley Sweat (2006-10)	70/135	205

and 10 rebounds against Texas Tech (2/7)... Finished with 21 points, including an 8-of-8 effort from the free throw line, nine rebounds, a block and a steal at TCU (2/17)... Notched 18 points, six rebounds, five steals and a block against West Virginia (2/20)... Recorded 21 points, five rebounds, three assists and three blocks against Kansas (2/24)... Carded 14 points, six rebounds and two blocks against Kansas in the first round of the Big 12 Championships (3/2)... Registered 10 points, six rebounds, two blocks and one steal against Baylor in the quarterfinals of the Big 12 Championships (3/3)... Tallied 21 points on 10-of-20 shooting, eight rebounds and two steals against Saint Louis in the first round of the 2018 Postseason WNIT (3/15)... Led K-State with 24 points on 10-of-14 shooting and also pulled in seven rebounds with two blocks and two steals against Utah in the second round of the 2018 Postseason WNIT (3/18).

FRESHMAN (2016-17)

Played in 34 games, started 23 and registered 543 minutes (16.0 mpg)... Scored 125 points (3.7 ppg), including four games with 10 or more points... Shot 48-of-104 (.462) from the field and 29-of-45 (.644) from the foul line... Hauled in 115 rebounds (3.4 rpg)... Had nine games with five or more rebounds... Handed out 29 assists... Tallied six blocks and 11 steals... Started her first career game at K-State, vs. Chicago State (11/11)... In her first game, she carded a double-double of 15 points on 6-of-10 shooting and 12 rebounds... She is the first player to register a double-double in her K-State career debut since Kendra Wecker in 2001... Carded 11 points and five rebounds off the bench against Auburn (12/1)... Recorded six points and three rebounds at Omaha (12/4)... Tallied 10 points, five rebounds, an assist, a block and a steal against Texas Tech (1/7)... Registered seven points on 3-of-3 shooting and four rebounds at Oklahoma State (1/14)... Notched 12 points, five

rebounds, two assists and a steal at Texas Tech (2/1)... Carded two points and seven rebounds at Texas (2/4).

HIGH SCHOOL

Ranked as the No. 64 player in the nation by Prospects Nation... Ranked as the No. 20 forward in the nation by ESPN Hoopgurlz... Fourth player in program history from Topeka, Kansas... Scored over 1,500 points in career... Was the MCAA MVP in both basketball and volleyball her senior year... Named All-MCAA in all five seasons of her career... Finished her senior season with 15.5 points and 12.6 rebounds per game... Averaged 19.3 ppg & 13.1 rpg in 2014-15 in leading Lions to state runner-up finish in KCAA... Set the scoring record for the Burlington Tournament with 37 points against Labette County... In 2013-14, averaged 22.2 ppg, 14.1 rpg, 5.1 spg & 2.3 bpg in leading Cair Paravel to the KCAA state title.

PERSONAL

Born April 27, 1998... Daughter of Eric Williams and Kim Fertig; stepdaughter of Todd Fertig and Heidi Williams... Uncle, Matt, was a men's golf letter winner at K-State from 2000-02... Has one sibling, Carter... Major is anthropology and international studies with a minor in political science.

FORMER WILDCATS THAT WORE #11

Antoinette Taylor (2014-16)
 Chantay Caron (2010-14)
 Shalondra Booker (2000-02)
 Dawn Stoeher (1988-90)
 Susan Green (1983-87)
 Andrea James (1981-82)
 Melanie Lees (1980-81)



WILLIAMS' CAREER STATISTICS

YEAR	G-GS	MIN-AVG.	FGM-FGA	PCT	3PT-A	PCT	FTM-FTA	PCT	O-D-T	AVG	PF-D	A	TO	BLK	ST	PTS-AVG
2016-17	34-23	543-16.0	48-104	.462	0-1	.000	29-45	.644	45-70-115	3.4	20-0	29	32	6	11	125-3.7
2017-18	34-34	1063-31.3	199-371	.536	14-47	.298	89-104	.856	84-157-241	7.1	65-1	39	42	47	50	501-14.7
2018-19	32-31	1138-35.6	180-370	.486	21-72	.292	115-138	.833	89-214-303	9.5	47-0	67	71	37	62	496-15.5
TOTAL	100-88	2744-27.4	427-845	.505	35-120	.292	233-287	.812	218-441-659	6.6	132-1	135	145	90	123	1122-11.2

WILLIAMS' CAREER BIG 12 CONFERENCE STATISTICS

YEAR	G-GS	MIN	FGM-FGA	PCT	3PT-A	PCT	FTM-FTA	PCT	O-D-T	AVG	PF-D	A	TO	BLK	ST	PTS-AVG
2016-17	18-11	274-15.2	23-47	.489	0-0	.000	13-22	.591	18-32-50	2.8	8-0	18	15	3	8	59-3.3
2017-18	18-18	595-33.1	113-206	.549	7-27	.259	45-56	.804	43-81-124	6.9	38-1	22	24	24	31	278-15.4
2018-19	18-18	662-36.8	106-229	.463	14-47	.298	66-79	.835	52-128-180	10.0	33-0	33	41	24	38	292-16.2
TOTALS	54-47	1531-28.4	242-482	.502	21-74	.284	124-157	.790	113-241-354	6.6	79-1	73	80	51	77	629-11.6

WILLIAMS' CAREER POSTSEASON STATISTICS

YEAR	G-GS	MIN	FGM-FGA	PCT	3PT-A	PCT	FTM-FTA	PCT	O-D-T	AVG	PF-D	A	TO	BLK	ST	PTS-AVG
Big 12	6-6	170-28.3	18-51	.353	3-13	.231	23-25	.920	11-21-32	5.3	11-0	2	9	5	7	62-10.3
NCAA	3-3	61-20.3	5-12	.417	0-3	.000	2-5	.400	5-1-6	2.0	1-0	3	3	1	6	12-4.0
WNIT	3-3	103-34.3	28-53	.528	2-5	.400	6-6	1.000	13-20-33	11.0	4-0	7	6	4	5	64-21.3
TOTALS	12-12	334-27.8	51-116	.440	5-21	.238	31-36	.861	29-42-71	5.9	16-0	12	18	10	18	138-11.5



12 | RACHEL RANKE

GUARD | 6-1 | JR. - 2L | BURNSVILLE, MINN. (EASTVIEW HS)

RANKE'S TROPHY CASE

- Won 2019 Red Bull USA 3K East Regional
- 2019 1st Infantry Division Sustainment Brigade Tammie Romstad Durable Award
- 2018 Big 12 All-Freshman Team
- 2018 Waco Tribune Big 12 All-Freshman Team
- 2018 Most Improved Award
- Big 12 Freshman of the Week (Feb. 28)
- Big 12 Freshman of the Week (Feb. 26)
- Big 12 Freshman of the Week (Nov. 20)

Points

2018-19 Season	24, at Oklahoma (2/10/19)
Career	26, at Texas Tech (2/26/18)

Field Goals Made/Attempted

2018-19 Season	8, twice/ 20, vs. West Virginia (3/9/19)
Career	9, at Texas Tech (2/26/18)/ 20, vs. West Virginia (3/9/19)

3-pt. Field Goals Made/Attempted

2018-19 Season	8, at Oklahoma (2/10/19)/ 14, at Oklahoma (2/10/19)
Career	8, at Oklahoma (2/10/19)/ 15, vs. Chicago St. (12/18/17)

Free Throws Made/Attempted

2018-19 Season	6, at Little Rock (12/8/18)/ 7, at Little Rock (12/8/18)
Career	6, at Little Rock (12/8/18)/ 7, at Little Rock (12/8/18)

Rebounds

2018-19 Season	8, vs. North Texas (11/16/18)
Career	10, vs. Saint Louis (3/15/18)

Assists

2018-19 Season	6, vs. Oklahoma (1/5/19)
Career	6, vs. Oklahoma (1/5/19)

Blocks

2018-19 Season	2, vs. Lamar (12/5/18)
Career	2, three times

Steals

2018-19 Season	4, vs. Oklahoma (1/5/19)
Career	5, vs. UT Arlington (12/6/17)

Minutes

2018-19 Season	40, vs. North Texas (11/16/18)
Career	40, vs. North Texas (11/16/18)

MISCELLANEOUS CAREER STATS

Double-Figure Scoring Games	38
20+ Point Games	7
Double-Figure Rebounding Games	1
Double-Doubles	1
5+ Rebound Games	16
5+ Assist Games	1
5+ Steal Games	1
2+ Steal Games	19
2+ Block Games	3
4+ Made 3-Pt. FGs	14
2+ Made 3-Pt. FGs	42

RANKE WITH RANGE

- **Rachel Ranke** remains one of the most dangerous perimeter players in the Big 12 Conference.
- In the 2018-19 season, Ranke averaged 10.0 points and 3.3 rebounds. She led the team with 71 three-point field goals made, which ranks fourth in program history for 3-point field goals made by a sophomore.
- She ranked fourth in the Big 12 in 3-point field goals made per game (2.2) and 12th in the league in 3-point field goal percentage (.318).
- For her career, Ranke has made 160 three-point field goals and ranks 10th on the K-State career 3-point field goals made list.
- Ranke holds the school record for 3-point field goals made by a player 6'0" or taller in school history with 160 connections.
- Since the 2000-01 season, Ranke has made the second-most 3-point field goals in the first two seasons of a K-State career with 160 conversions.

PLAYERS 6'0" OR TALLER W/ 100+ 3-PT FGS MADE - CAREER

Rk.	Player (Years)	3-Pt FGS	Height
1.	Rachel Ranke (2017-present)	160	6'1"
2.	Kaylee Page (2015-18)	151	6'2"
3.	Megan Mahoney (2001-05)	117	6'0"
4.	Ashley Sweat (2006-10)	110	6'2"

CAREER

10th on the K-State career list for 3-point field goals made (160)... Ninth in program history for three-point field goal attempts (501).

SOPHOMORE (2018-19)

2019 1st Infantry Division Sustainment Brigade Tammie Romstad Durable Award... Played in and started all 33 games... Set a new career-high with 1,077 minutes played (32.6 mpg)... Recorded 329 total points (10.0 ppg) and ranked third on the team in scoring... Notched 18 games with 10 or more points... Shot 109-of-323 (.337) from the field, including a 71-of-223 (.318) from 3-point range... Her 71 three-point field goals made rank fourth in school history by a sophomore in program history... Led the team in 3-point field goals made and attempted... Made two or more 3-point field goals in a game in 22 games... Of her 329 points, 64.7 percent came from a 3-pointer... Finished 40-of-55 (.727) from the free throw line... Pulled in 109 total rebounds (3.3 rpg), including 99 on the defensive end... Handed out a career-high 41 assists (1.2 apg) and ranked third on the team... Pocketed a career-high 38 steals (1.2 spg) and ranked third on the team... Set a new career-high with 10 blocked shots... Registered 11 points, five rebounds and two steals against Omaha (11/12)... Carded 13 points, eight rebounds, one assist, one block and one steal against North Texas (11/16)... Notched 15 points, four rebounds and two steals against Princeton (11/24)... Tallied 12 points, four rebounds and two blocks against Lamar (12/5)... Recorded 17 points in-



cluding a 4-of-8 effort from 3-point range with three rebounds against Central Arkansas (12/20)... Carded 19 points on 7-of-14 shooting, including 5-of-11 shooting from beyond the arc against Oklahoma (1/5)... Also added a career-high six assists and four steals against the Sooners... Tallied 10 points and three rebounds against Kansas (1/13)... Notched 11 points, three rebounds and one steal at Texas Tech (1/19)... Registered a season-high 24 points on a career-high 8-of-14 shooting from beyond the arc at Oklahoma (2/10)... Carded 11 points on 3-of-8 shooting from beyond the arc with three assists at Texas (2/17)... Recorded 11 points and six rebounds against West Virginia (2/27)... Tallied 11 points, eight rebounds, two assists and two steals against Texas

279

Ranke needs 279 points to become the 43rd player in program history to score 1,000 or more points in her career.

Tech (3/2)... Registered 16 points on 6-of-9 shooting including a 4-of-6 effort from beyond the arc and three rebounds at Oklahoma State (3/4)... Tallied 21 points including a 4-of-12 effort from 3-point range, six rebounds and two steals against West Virginia (3/9) in the quarterfinals of the Big 12 Championships... Notched 10 points, three rebounds, three assists, three steals and a block against Baylor (3/10) in the semifinals... Tallied 11 points on 4-of-10 shooting, including a 3-of-7 effort from beyond the arc against Michigan (3/22) in the first round of the 2019 NCAA Tournament.

FRESHMAN (2017-18)

2018 Big 12 All-Freshman Team... Played in 34 games with 27 starts... Logged 1,072 minutes (31.5 mpg)... Ranked 16th in the Big 12 in minutes played per game... Registered 392 points (11.5 ppg) on 130-of-380 (.342) shooting from the field... Ranked 27th in the Big 12 in scoring... Among the Big 12 freshmen, ranked fourth in scoring... Ninth K-State freshman to score 350 or more points in her debut season... Was 89-of-278 (.320) from beyond the arc... Notched the second-highest total of 3-point field goals made and attempted by a freshman in school history... Second in the nation among all freshmen in 3-point field goals made... Led all freshmen in the nation in 3-point field goals attempted... Second in the Big 12 in 2017-18 in 3-point field goals made per game and led the Big 12 in 3-point field goals made... Her total of 89 3-point field goals made ranks seventh in program history for a single season... Her 278 attempts from deep ranks third in program history for a season... Only freshman in the Big 12 to make 60 or more 3-point field goals in 2017-18... Ranked 10th among the Big 12's freshmen for 3-point field goal percentage... Tallied a 43-of-55 (.782) effort from the free throw line... Ranked third in the Big 12 among the league's freshmen in free throw percentage... Pulled in 121 rebounds (3.6 rpg)... Ranked tied for fifth among the league's freshmen for rebounding per game... Dished out 39 assists (1.1 apg)... Ranked 10th among the Big 12's freshmen for assists per game... Pocketed 35 steals (1.0 spg)... Ranked tied for third in the Big 12 among the league's freshmen in steals per game... Recorded nine blocked shots... Had eight games with 15 or more points including five with 20 or more points... First K-State freshman since 2013-14 to score 20 or more points in five or more games... Tallied one double-double... Averaged 9.0 points and 5.7 rebounds in the Postseason WNIT... Came off the bench to make her K-State debut against Stephen F. Austin (11/10) and registered 10 points, seven rebounds, two assists, two blocks and three steals... Registered 20 points on 7-of-13 shooting, including 6-of-12 from beyond the arc, and two rebounds, one assist, one block and one steal against Omaha (11/13)... First freshman since Laurie Koehn on Feb. 27, 2002, against Missouri with six or more connections from beyond the arc... Notched 23 points on 7-of-15 shooting, including 5-of-11 from beyond the arc against Florida A&M (11/17)... Carded 14 points, four rebounds and three steals at North Texas (11/19)... Tallied 13 points against Little Rock (12/16)... Recorded 14 points, including a 4-of-8 effort from beyond the arc, and four rebounds at Iowa State (1/10)... Notched 16 points and six rebounds against TCU (1/24)... Registered 20



points, including a 4-of-13 effort from beyond the arc against Texas Tech (2/7)... Tallied 19 points including a 5-of-8 effort from beyond the arc, four rebounds, two blocks and two steals against Kansas (2/24)... Recorded a career-high 26 points on 9-of-17 shooting with a 6-of-13 effort from beyond the arc while also tying her career-high with seven rebounds and pocketing two steals at Texas Tech (2/26)... First career double-double with 17 points and 10 rebounds against Saint Louis in the first round of the 2018 Postseason WNIT (3/15).

HIGH SCHOOL

No. 13 wing in the nation by ESPN Hoopgurlz... No. 58 player overall by ESPN Hoopgurlz... No. 60 overall player in the nation by Girls Basketball Report... No. 67 player in the nation by Blue Star Basketball Report... No. 20 wing in the nation by Prospects Nation... No. 115 player overall by Prospects Nation... Two-time American Family Insurance All-USA Minnesota Girls Basketball First Team (2016 & 2017)... 2017 ESMARK High School All-American... 2017 McDonald's All-American nominee (Minnesota)... Three-time Class 4A State All-Tournament Team selection (2015, 2016, 2017)... 2017 Minnesota Ms. Basketball Finalist... Two-time Minnesota Girls Basketball Coaches Association (MGBCA) Class 4A All-State selection (2016 & 2017)... 2017 St. Paul Pioneer Press East Metro Player of the Year... 2017 St. Paul Pioneer Press All-East Metro Girls Basketball Team... 2017 Minnesota State

Girls High School Basketball "Fab Five"... 2017 Star Tribune All-Metro Second Team... 2016 St. Paul Pioneer Press All-East Metro Girls Basketball Team... During her four seasons with Eastview, she helped the program to an overall record of 113-14... Averaged 15.8 points and 7.3 rebounds in her senior season... Helped Eastview to a third place finish at the Class 4A State Tournament in 2016 and 2017... Paced Eastview to a Class 4A State runner-up finish in 2015 and helped win the Class 4A State Championship in 2014... Career totals: 1,559 points, 242 3-point field goals made, 686 rebounds, 191 steals, 160 assists & 72 blocks.

PERSONAL

Born July 12, 1999... Daughter of Scott and Rose Ranke... Has two older siblings, Jessica and Mitchell... Major is journalism and mass communications.

FORMER WILDCATS THAT WORE #12

Kelly Thomson (2012-17)
Taelor Karr (2009-11)
Kristin Rethman (1998-02)
Allison Chonko (1995-96)
Dee Ella Lewis
Betsy Sloan (1979-83)

RANKE'S CAREER STATISTICS

YEAR	G-GS	MIN-AVG.	FGM-FGA	PCT	3PT-A	PCT	FTM-FTA	PCT	O-D-T	AVG	PF-D	A	TO	BLK	ST	PTS-AVG
2017-18	34-27	1072-31.5	130-380	.342	89-278	.320	43-55	.782	12-109-121	3.6	57-0	39	30	9	35	392-11.5
2018-19	33-33	1077-32.6	109-323	.337	71-223	.318	40-55	.727	10-99-109	3.3	44-0	41	57	10	38	329-10.0
TOTAL	67-60	2149-32.1	239-703	.340	160-501	.319	83-110	.755	22-208-230	3.4	101-0	80	87	19	73	721-10.8

RANKE'S CAREER BIG 12 CONFERENCE STATISTICS

YEAR	G-GS	MIN	FGM-FGA	PCT	3PT-A	PCT	FTM-FTA	PCT	O-D-T	AVG	PF-D	A	TO	BLK	ST	PTS-AVG
2017-18	18-14	575-31.9	70-199	.352	51-156	.327	22-28	.786	5-55-60	3.3	38-0	15	19	6	19	213-11.8
2018-19	18-18	586-32.6	57-175	.326	37-122	.303	15-24	.625	5-51-56	3.1	27-0	24	36	3	19	166-9.2
TOTALS	36-32	1161-32.3	127-374	.340	88-278	.317	37-52	.716	10-106-116	3.2	65-0	39	55	9	38	379-10.5

RANKE'S CAREER POSTSEASON STATISTICS

YEAR	G-GS	MIN	FGM-FGA	PCT	3PT-A	PCT	FTM-FTA	PCT	O-D-T	AVG	PF-D	A	TO	BLK	ST	PTS-AVG
Big 12	4-4	145-36.3	16-55	.291	8-35	.229	6-7	.857	3-16-19	4.8	3-0	9	4	1	5	46-11.5
NCAA	1-1	29-29.0	4-10	.400	3-7	.429	0-0	.000	1-2-3	3.0	0-0	0	4	0	0	11-11.0
WNIT	3-3	80-26.7	9-29	.310	4-15	.267	5-6	.833	3-14-17	5.7	1-0	3	5	0	0	27-9.0
TOTALS	8-8	254-31.8	29-94	.309	15-57	.263	11-13	.846	7-32-39	4.9	4-0	12	13	1	5	84-10.5



33 | ASHLEY RAY

CENTER | 6-4 | JR. - 2L | GIRARD, KAN. (GIRARD HS)

RAY'S TROPHY CASE

- Spring 2019 Big 12 Commissioner's Honor Roll
- 2019 Student-Athlete Development Award

Points

2018-19 Season	5, three times
Career	9, twice

Field Goals Made/Attempted

2018-19 Season	2, five times/ 3, four times
Career	4, twice/ 6, vs. Chicago St. (12/18/17)

3-pt. Field Goals Made/Attempted

2018-19 Season	-/-
Career	-/-

Free Throws Made/Attempted

2018-19 Season	2, vs. UCA (12/20/18)/ 2, twice
Career	4, vs. SFA (11/10/17)/ 4, three times

Rebounds

2018-19 Season	5, at Iowa State (1/2/19)
Career	7, vs. Chicago State (12/18/17)

Assists

2018-19 Season	1, twice
Career	1, three times

Blocks

2018-19 Season	3, at Iowa State (1/2/19)
Career	3, at Iowa State (1/2/19)

Steals

2018-19 Season	1, four times
Career	1, five times

Minutes

2018-19 Season	16, three times
Career	18, twice

MISCELLANEOUS CAREER STATS

Double-Figure Scoring Games	0
20+ Point Games	0
Double-Figure Rebounding Games	0
Double-Doubles	0
5+ Rebound Games	2
5+ Assist Games	0
2+ Steal Games	0
2+ Block Games	4





- Shortest last name of any letter winner in program history.

SOPHOMORE (2018-19)

Played in a career-high 33 games and made a career-high four starts... All four starts came in Big 12 play... Logged a career-high 251 minutes of action (7.6 mpg)... Tallied 41 points (1.2 ppg)... Notched a career-high 18 made field goals and a career-best field goal percentage (18-of-42; .429)... Pulled in a career-high 37 rebounds (1.1 rpg)... Blocked seven shots (0.2 bpg) and pocketed four steals... Carded four points and three rebounds against DePaul (11/23)... Added two points and two rebounds against Lamar (12/5)... Tallied four points and an assist against Central Arkansas (12/20)... Recorded five points, two rebounds, one block and one steal in 12 minutes off the bench against Northern Iowa (12/29)... Tallied four points, five rebounds and a career-high three blocks at Iowa State (1/2)... Registered five points, two rebounds, one assist and a steal against Oklahoma (1/5)... Made her first start of the season against Texas (1/16) and responded with five points and two rebounds in 16 minutes.

FRESHMAN (2017-18)

Played in 31 games with three starts... Tallied 230 total minutes (7.4 mpg)... Carded 43 points (1.4 ppg) on a .410 field goal percentage (16-of-39) and a .407 free throw percentage (11-of-27)... Ranked 12th among the Big 12's freshmen in field goal percent-

age... Recorded 32 rebounds (1.0 rpg), 12 blocked shots (0.4 bpg) and five steals (0.2 spg)... Ranked seventh in the Big 12 among the league's freshmen in blocks per game... Came off the bench to make her K-State debut against Stephen F. Austin (11/10) and recorded four points and four rebounds in 10 minutes... Registered nine points, seven rebounds, two blocks and a steal in 18 minutes off the bench against Chicago State (12/18)... Made first career start against UNI (12/21) and tallied five points and two rebounds in nine minutes.

HIGH SCHOOL

Ranked as the No. 43 post in the nation by ESPNu Hoopgurlz... Ranked as the No. 193 player in the nation by Blue Star Basketball Report... Selected to play in the 2017 Kansas Basketball Coaches Association (KBCA) All-Star Game... 2017 American Family Insurance All-USA Kansas Girls Basketball Second Team... 2017 *Wichita Eagle* Class 4A DII All-State First Team... 2017 Sports in Kansas Class 4A DII Player of the Year... 2017 Sports in Kansas All-Class First Team... 2016 KBCA Class 4A DII All-State First Team... 2016 *Topeka Capital-Journal & Wichita Eagle* Class 4A DII All-State First Team... Led Girard to the 2017 Class 4A DII State title... Earned recognition in volleyball and track and field... In 2016, named to the Kansas Volleyball Coaches Association (KVBA) Class 4A Division II All-Tournament Team... 2014 KVBA honorable mention choice to the Class 4A Division II All-State teams... In track

and field, state qualifier in the 200-meter dash in 2014.

PERSONAL

Born November 11, 1998... Daughter of Greg and Amber Ray... Has two brothers, Aaron and Aidan... Major is human development and family science.

FORMER WILDCATS THAT WORE #33

Jalana Childs (2008-12)
Shanda Murdoch (2003-04)
Essence Perry (1998-99)
Sara Munson (1995-97)
Risha Grant (1994-95)
Nicole Brown (1991-92)
Diana Miller (1987-91)
Kim White (1985-86)
Tammie Romstad (1978-82; retired)

RAY'S CAREER STATISTICS

YEAR	G-GS	MIN-AVG.	FGM-FGA	PCT	3PT-A	PCT	FTM-FTA	PCT	O-D-T	AVG	PF-D	A	TO	BLK	ST	PTS-AVG
2017-18	31-3	230-7.4	16-39	.410	0-0	.000	11-27	.407	12-20-32	1.0	39-2	1	17	12	5	43-1.4
2018-19	33-4	251-7.6	18-42	.429	0-0	.000	5-10	.500	14-23-37	1.1	35-0	2	16	7	4	41-1.2
TOTAL	64-7	481-7.5	34-81	.420	0-0	.000	16-37	.432	26-43-69	1.1	74-2	3	33	19	9	84-1.3

RAY'S CAREER BIG 12 CONFERENCE STATISTICS

YEAR	G-GS	MIN	FGM-FGA	PCT	3PT-A	PCT	FTM-FTA	PCT	O-D-T	AVG	PF-D	A	TO	BLK	ST	PTS-AVG
2017-18	16-2	109-6.8	2-15	.133	0-0	.000	1-5	.200	3-4-7	0.4	14-0	1	4	3	2	5-0.3
2018-19	18-4	161-8.9	11-25	.440	0-0	.000	2-3	.667	9-15-24	1.3	23-0	1	11	5	2	24-1.3
TOTALS	34-6	270-7.9	13-40	.325	0-0	.000	3-8	.375	12-19-31	0.9	37-0	2	15	8	4	29-0.9

RAY'S CAREER POSTSEASON STATISTICS

YEAR	G-GS	MIN	FGM-FGA	PCT	3PT-A	PCT	FTM-FTA	PCT	O-D-T	AVG	PF-D	A	TO	BLK	ST	PTS-AVG
Big 12	4-0	34-8.5	0-1	.000	0-0	.000	0-2	.000	0-2-2	0.5	6-0	0	1	0	0	0-0.0
NCAA	1-0	5-5.0	0-0	.000	0-0	.000	0-2	.000	0-0-0	0.0	1-0	0	0	1	0	0-0.0
WNIT	2-0	8-4.0	0-0	.000	0-0	.000	0-0	.000	0-1-1	0.5	2-0	0	2	0	0	0-0.0
TOTALS	7-0	47-6.7	0-1	.000	0-0	.000	0-4	.000	0-3-3	0.4	9-0	0	3	1	0	0-0.0



5 | ALISA WIGGINS

GUARD | 5-8 | JR. - 2L | MONTCLAIR, N.J. (MONTCLAIR HS)

WIGGINS' TROPHY CASE

- 2019 Academic All-Big 12 First Team
- 2018 Big 12 Academic All-Rookie Team
- Four-time Big 12 Commissioner's Honor Roll

Points

2018-19 Season	3, vs. Central Arkansas (12/20/18)
Career	4, three times

Field Goals Made/Attempted

2018-19 Season	1, vs. UCA (12/20/18)/ 2, twice
Career	2, at Oklahoma (1/31/18)/ 5, at Oklahoma (1/31/18)

3-pt. Field Goals Made/Attempted

2018-19 Season	1, vs. UCA (12/20/18)/ 1, five times
Career	1, three times/ 1, six times

Free Throws Made/Attempted

2018-19 Season	-/-
Career	3, vs. Little Rock (12/16)/ 4, vs. Little Rock (12/16)

Rebounds

2018-19 Season	2, vs. UMKC (11/18/18)
Career	2, twice

Assists

2018-19 Season	-
Career	1, twice

Blocks

2018-19 Season	-
Career	-

Steals

2018-19 Season	-
Career	-

Minutes

2018-19 Season	6, vs. Central Arkansas (12/20/18)
Career	9, at Texas Tech (2/26/18)

MISCELLANEOUS CAREER STATS

Double-Figure Scoring Games	0
20+ Point Games	0
Double-Figure Rebounding Games	0
Double-Doubles	0
5+ Rebound Games	0
5+ Assist Games	0
2+ Steal Games	0
2+ Block Games	0





• Second player in program history from the state of New Jersey and the first since Eileen Feeney (1976-80).

SOPHOMORE (2018-19)

Played in 13 games and carded 28 minutes (2.2 mpg)... Tallied three points (0.2 ppg)... Pulled in three rebounds (0.2 rpg)... Handed out one assist (0.1 apg)... Registered her first points of the season with a 3-pointer against Central Arkansas (12/20).

FRESHMAN (2017-18)

Saw action in 19 games with 58 total minutes played (3.1 mpg)... Registered 24 points (1.3 ppg), four rebounds (0.2 rpg) and two assists (0.1 apg)... Finished the season shooting 6-of-13 (.462) from the field including 2-of-2 from the three-point line... Tallied a 10-of-16 (.625) effort from the free throw line... Recorded a high of four points in three games... Made her K-State debut against Stephen F. Austin (11/10) and finished with four points... Carded three points against Little Rock (12/16)... Registered four points and an assist at Oklahoma (1/31)... Made a pair of free throws against Texas Tech (2/7)... Recorded a field goal in three minutes of action at Texas (2/10)... Tallied three points and two rebounds at Texas Tech (2/26).

HIGH SCHOOL

Two-time All-Essex County First Team (2015-16; 2016-17)... Registered over 1,000 career points, 200 career rebounds and 200 assists during her time with the Mounties... During her senior season, she helped the program to a 22-6 overall record and Essex County and North 1 Group 4 State runner-up finishes... Averaged 18.0 points, 3.4 rebounds, 2.4 steals and 2.0 assists in her senior season... In her junior season, she averaged 13.4 points, 3.4 assists and 2.7 rebounds while helping the team to a 20-7 overall record and an Essex County runner-up finish... Also decorated soccer player for Montclair, as she played on the varsity for three seasons and registered 15 career goals and three assists... Helped the Mounties win the 2014 Group 4 state title in soccer.

PERSONAL

Born January 23, 1999... Daughter of James Wiggins and Shirlyse McKinley... Has two older siblings, James and Jordan, and a younger sister, Vanessa... Major is kinesiology.

FORMER WILDCATS THAT WORE #5

Mercedes Brooks (2016-17)

Shalee Lehning (2005-09; retired)

Olga Firsova (1997-00)

Shanele Stires (1992-95)

WIGGINS' CAREER STATISTICS

YEAR	G-GS	MIN-AVG.	FGM-FGA	PCT	3PT-A	PCT	FTM-FTA	PCT	O-D-T	AVG	PF-D	A	TO	BLK	ST	PTS-AVG
2017-18	19-0	58-3.1	6-13	.462	2-2	1.000	10-16	.625	0-4-4	0.2	1-0	2	8	0	0	24-1.3
2018-19	13-0	28-2.2	1-9	.111	1-5	.200	0-0	.000	2-1-3	0.2	0-0	1	4	0	0	3-0.2
TOTAL	32-0	86-2.7	7-22	.318	3-7	.429	10-16	.625	2-5-7	0.2	1-0	3	12	0	0	27-0.8

WIGGINS' CAREER BIG 12 CONFERENCE STATISTICS

YEAR	G-GS	MIN	FGM-FGA	PCT	3PT-A	PCT	FTM-FTA	PCT	O-D-T	AVG	PF-D	A	TO	BLK	ST	PTS-AVG
2017-18	9-0	27-3.0	4-7	.571	0-0	.000	4-6	.667	0-3-3	0.3	0-0	1	3	0	0	12-1.3
2018-19	4-0	10-2.5	0-1	.000	0-1	.000	0-0	.000	0-1-1	0.3	0-0	0	0	0	0	0-0.0
TOTALS	13-0	37-2.8	4-8	.500	0-1	.000	4-6	.667	0-4-4	0.3	0-0	1	3	0	0	12-0.9

WIGGINS' CAREER POSTSEASON STATISTICS

YEAR	G-GS	MIN	FGM-FGA	PCT	3PT-A	PCT	FTM-FTA	PCT	O-D-T	AVG	PF-D	A	TO	BLK	ST	PTS-AVG
Big 12	2-0	2-1.0	0-0	.000	0-0	.000	0-0	.000	0-0-0	0.0	0-0	0	1	0	0	0-0.0
NCAA	1-0	1-1.0	0-0	.000	0-0	.000	0-0	.000	0-0-0	0.0	0-0	1	0	0	0	0-0.0
WNIT	2-0	4-2.0	0-0	.000	0-0	.000	0-0	.000	0-0-0	0.0	0-0	0	1	0	0	0-0.0
TOTALS	5-0	7-1.4	0-0	.000	0-0	.000	0-0	.000	0-0-0	0.0	0-0	1	2	0	0	0-0.0



2 | CYMONE GOODRICH

GUARD | 5-10 | R-SO. - 1L | CHICAGO, ILL. (SOUTH SHORE INTERNATIONAL PREP)

Points

2018-19 Season	8, vs. Omaha (11/12/18)
Career	12, at Oklahoma State (12/31/17)

Field Goals Made/Attempted

2018-19 Season	2, vs. Omaha (11/12/18)/ 4, vs. Omaha (11/12/18)
Career	5, twice/ 11, at Oklahoma State (12/31/17)

3-pt. Field Goals Made/Attempted

2018-19 Season	-/ 2, vs. Omaha (11/12/18)
Career	2, at Baylor (1/20/18)/ 5, vs. Saint Louis (3/15/18)

Free Throws Made/Attempted

2018-19 Season	4, vs. Omaha (11/12/18)/ 4, vs. Omaha (11/12/18)
Career	4, vs. Omaha (11/12/18)/ 6, vs. SFA (11/10/17)

Rebounds

2018-19 Season	4, vs. Omaha (11/12/18)
Career	4, twice

Assists

2018-19 Season	-
Career	5, vs. Chicago State (12/18/17)

Blocks

2018-19 Season	-
Career	1, vs. Stephen F. Austin (11/10/17)

Steals

2018-19 Season	2, vs. Omaha (11/12/18)
Career	3, vs. UCLA (11/24/17)

Minutes

2018-19 Season	16, vs. Omaha (11/12/18)
Career	27, vs. UCLA (11/24/17)

MISCELLANEOUS CAREER STATS

Double-Figure Scoring Games	3
20+ Point Games	0
Double-Figure Rebounding Games	0
Double-Doubles	0
5+ Rebound Games	0
5+ Assist Games	1
2+ Steal Games	5
2+ Block Games	0
2+ Made 3-Pt. FGs	1





• Third player in program history from the state of Illinois and from Chicago and first since 1985 (Jennifer Jones).

SOPHOMORE (2018-19)

Suffered a season-ending shoulder injury and will apply for a medical hardship... Played in one game and tallied 16 minutes of action against Omaha (11/12)... Notched eight points, four rebounds and two steals.

FRESHMAN (2017-18)

Saw action in 33 games and made three starts... Played a total of 552 minutes (16.7 mpg)... Registered 130 points (3.9 ppg), 41 rebounds (1.2 rpg) and 25 assists (0.8 apg)... Shot 46-of-157 (.293) from the field, including 17-of-58 (.293) from 3-point range... Carded a 21-of-34 (.618) effort from the free throw line... Pocketed 19 steals and blocked one shot... Ranked 14th in the Big 12 among the league's freshmen in scoring... Ranked 11th in the Big 12 among the league's freshmen in 3-point field goal percentage... Ranked 12th in the Big 12 among the league's freshmen in

steals... Finished with three games of 10 or more points... Made her K-State debut in the starting lineup against Stephen F. Austin (11/10) with five points, one rebound, one assist, one block and one steal in 18 minutes... Notched 11 points at Missouri (11/30)... Carded 10 points in 16 minutes against UT Arlington (12/6)... Tallied 12 points on 5-of-11 shooting in 22 minutes at Oklahoma State (12/31)... Came off the bench to add seven points on 3-of-6 shooting, two rebounds, one assist and one steal at Kansas (1/28)... Carded six points, three rebounds, an assist and a steal at Oklahoma (1/31)... Registered four points, a career-high four rebounds, two assists and a steal at Texas Tech (2/26)... Tallied eight points, two rebounds, two assists and two steals against Baylor in the quarterfinals of the Big 12 Championship (3/3).

HIGH SCHOOL

Ranked as the No. 28 guard in the nation by ESPN Hoopgurlz... Ranked as the No. 98 overall player in the nation by ESPN Hoopgurlz... Ranked as the No. 100 overall player in the nation by Girls BB Report... Ranked as the No. 24 guard in the nation by Prospects

Nation... Ranked as the No. 102 overall player in the nation by Prospects Nation... Ranked as the No. 145 player in the nation by Blue Star BB Report... 2017 McDonald's All-American nominee (Illinois)... 2017 IHSA Class 3A All-State Second Team... Three-time All-Chicago Public League selection... 2016 Chicago Public League All-City selection... 2016 IBCA Class 3A All-State honorable mention... Averaged 16.2 ppg, 6.0 rpg, 3.0 apg & 3.0 spg in her career... Third player in K-State WBB history from the state of Illinois... Letterwinner in track and field and softball at South Shore... In 2014, a city qualifier in the long jump.

PERSONAL

Born June 25, 1999... Daughter of Corey and La Deana Goodrich... Has one brother, Corey Goodrich, Jr.... Major is social sciences.

FORMER WILDCATS THAT WORE #2

Erica Young (2013-17)

Brittany Chambers (2009-13)

Kelsey Nelson (2007-09)

GOODRICH'S CAREER STATISTICS

YEAR	G-GS	MIN-AVG.	FGM-FGA	PCT	3PT-A	PCT	FTM-FTA	PCT	O-D-T	AVG	PF-D	A	TO	BLK	ST	PTS-AVG
2017-18	33-3	552-16.7	46-157	.293	17-58	.293	21-34	.618	7-34-41	1.2	36-0	25	46	1	19	130-3.9
2018-19	1-0	16-16.0	2-4	.500	0-2	.000	4-4	1.000	0-4-4	4.0	4-0	0	3	0	2	8-8.0
TOTAL	34-3	568-16.7	48-161	.298	17-60	.283	25-38	.658	7-38-45	1.3	40-0	25	49	1	21	138-4.1

GOODRICH'S CAREER BIG 12 CONFERENCE STATISTICS

YEAR	G-GS	MIN	FGM-FGA	PCT	3PT-A	PCT	FTM-FTA	PCT	O-D-T	AVG	PF-D	A	TO	BLK	ST	PTS-AVG
2017-18	18-2	296-16.4	23-80	.288	9-29	.310	6-8	.750	4-18-22	1.2	22-0	10	23	0	6	61-3.4
2018-19							DNP - Injured									
TOTALS	18-2	296-16.4	23-80	.288	9-29	.310	6-8	.750	4-18-22	1.2	22-0	10	23	0	6	61-3.4

GOODRICH'S CAREER POSTSEASON STATISTICS

YEAR	G-GS	MIN	FGM-FGA	PCT	3PT-A	PCT	FTM-FTA	PCT	O-D-T	AVG	PF-D	A	TO	BLK	ST	PTS-AVG
Big 12	2-0	36-18.0	2-9	.222	1-4	.250	4-5	.800	1-2-3	1.5	2-0	2	3	0	2	9-4.5
NCAA							DNP - Injured									
WNIT	3-0	48-16.0	4-18	.222	2-9	.222	3-4	.750	1-2-3	1.0	3-0	3	3	0	2	13-4.3
TOTALS	5-0	84-16.8	6-27	.222	3-13	.231	7-9	.778	2-4-6	1.2	5-0	5	6	0	4	22-4.4



43 | CHRISTIANNA CARR

GUARD | 6-1 | SO. - 1L | MANHATTAN, KAN. (MANHATTAN HS)

CARR'S TROPHY CASE

- Won 2019 Red Bull USA 3X East Regional
- 2019 Big 12 All-Freshman Team
- 2019 Waco Tribune Big 12 All-Freshman Team
- USBWA National Freshman of the Week (March 5)
- USBWA National Freshman of the Week (Jan. 22)
- Big 12 Freshman of the Week (March 4)
- Big 12 Freshman of the Week (Jan. 21)

Points

2018-19 Season	22, vs. Princeton (11/24/18)
Career	22, vs. Princeton (11/24/18)

Field Goals Made/Attempted

2018-19 Season	8, vs. Michigan (3/22/19)/ 20, vs. Michigan (3/22/19)
Career	8, vs. Michigan (3/22/19)/ 20, vs. Michigan (3/22/19)

3-pt. Field Goals Made/Attempted

2018-19 Season	5, vs. Vandy (12/2/18)/ 11, vs. Vandy (12/2/18)
Career	5, vs. Vandy (12/2/18)/ 11, vs. Vandy (12/2/18)

Free Throws Made/Attempted

2018-19 Season	6, vs. West Virginia (2/27/19)/ 8, twice
Career	6, vs. West Virginia (2/27/19)/ 8, twice

Rebounds

2018-19 Season	7, twice
Career	7, twice

Assists

2018-19 Season	3, twice
Career	3, twice

Blocks

2018-19 Season	3, vs. West Virginia (3/9/19)
Career	3, vs. West Virginia (3/9/19)

Steals

2018-19 Season	3, three times
Career	3, three times

Minutes

2018-19 Season	39, vs. Iowa State (2/2/19)
Career	39, vs. Iowa State (2/2/19)

MISCELLANEOUS CAREER STATS

Double-Figure Scoring Games	13
20+ Point Games	4
Double-Figure Rebounding Games	-
Double-Doubles	-
5+ Rebound Games	4
5+ Assist Games	-
2+ Block Games	1
2+ Steal Games	6
4+ Made 3-Pt. FGs	4
2+ Made 3-Pt. FGs	15



- Seventh player in K-State WBB history from Manhattan and the first since Susie Norton in 1975-76
- Fourth player in K-State WBB history to wear #43; first since Pam Stoltz (1991-92)

FRESHMAN (2018-19)

2019 Big 12 All-Freshman Team... 2019 Waco Tribune Big 12 All-Freshman Team... Two-time United State Basketball Writers Association Freshman of the Week (Jan. 21 & March 4)... Two-time Big 12 Freshman of the Week (Jan. 21 & March 4)... Played in all 33 games, with 31 starts... Logged 967 minutes (29.3 mpg)... Tallied 325 total points (9.8 ppg)... Reached double figures in points in 13 games... Shot 109-of-339 from the field (.322)... Finished 56-of-194 (.289) from 3-point range... Made two or more 3-point field goals in a game 15 times... Fourth K-State freshman to register 325 or more points and 50 or more three-point field goals made in a season... Pulled in 91 rebounds (2.8 rpg)... Registered five games with five or more rebounds... Handed out 24 assists... Pocketed 30 steals (0.9 spg)... Finished tied for third on the team with 14 blocked shots... Made her K-State career debut in the starting lineup against Omaha (11/12) and finished with eight points and four rebounds in 28 minutes of action... Tallied 10 points against Syracuse (11/22)... Registered a career-high 23 points on 7-of-16 shooting including 4-of-8 from the 3-point line against Princeton (11/24)... Recorded 21 points on 7-of-16 shooting including 5-of-11 from 3-point range against Vanderbilt in the SEC/Big 12 Challenge (12/2)... Tallied 14 points and three

assists against Oklahoma (1/5)... Notched 19 points on 7-of-10 shooting including 4-of-7 from beyond the arc against Texas (1/16)... Tallied 12 points against Iowa State (2/2)... Registered 15 points on 6-of-9 shooting at Oklahoma (2/10)... Carded 21 points, seven rebounds, two assists and two steals against West Virginia (2/27)... Recorded 10 points, two rebounds, two assists, one block and one steal against Texas Tech (3/2)... Registered 12 points, six rebounds and a career-high three blocks against West Virginia (3/9) in the quarterfinals of the Big 12 Championships... Tallied 12 points, three rebounds and a steal against Baylor (3/10) in the semifinals of the Big 12 Championships... Tallied 21 points on 8-of-20 shooting including a 3-9 effort from 3-point range and added three steals and a block against Michigan (3/22) in the first round of the 2019 NCAA Tournament... Fifth time and the fourth player in program history to score 20 or more points in an NCAA Tournament game as a freshman.

HIGH SCHOOL

2018 Naismith Girls High School Player of the Year Trophy Mid-season Watch List... 2018 McDonald's All-America Watch List... 2018 Gatorade Player of the Year finalist (Kansas)... 2018 American Family Insurance All-USA Kansas Girls Basketball First Team... Finished third in the 2018 American Family Insurance 3-Point Contest... #20 overall player in the nation by Prospects Nation... #22 overall player in the nation by ESPNW Hoopgurlz... #3 wing in the nation by Prospects Nation... #8 guard in the nation by ESPNW Hoopgurlz... 2018 Miss Kansas Basketball fi-

NEW CARR

- In her first season with the Wildcats, **Christianna Carr** averaged 9.8 points, 1.7 three-point field goals made and 2.8 rebounds. The 2019 Big 12 All-Freshman Team recipient reached double figures in scoring in 13 games this season.
- Carr made 56 three-point field goals this season, which was second on the team. Her total of 56 ranked tied for sixth for a freshman in program history. She is the fourth K-State freshman to register 325 or more points and 50 or more three-point field goals made in a season.
- Carr had 15 games with two or more 3-point field goals made including a high of five against Vanderbilt on December 2.
- Carr is a two-time USBWA National Freshman of the Week and Big 12 Freshman of the Week selection this season (Jan. 22 & March 5).
- Against Princeton, Carr achieved a career-high 22 points on 7-of-16 shooting including 4-of-8 from beyond the arc.
- Against Vanderbilt, she carded her second straight 20-point game with 21 points on 7-of-16 shooting including a career-best 5-of-11 from 3-point range.
- She is the first K-State freshman since **Rachel Ranke** in the 2017-18 season to register consecutive games of 20 or more points.

K-STATE FRESHMAN SEASON 3-PT FGS MADE (min. 50 made)

Rk	Player (Season)	3-pt FGsM
1.	Laurie Koehn (2001-02)	122
2.	Rachel Ranke (2017-18)	89
3.	Kim Woodlee (1997-98)	67
4.	Brittany Chambers (2009-10)	65
5.	Bri Craig (2012-13)	64
6.	Taelor Karr (2009-10)	56
	Christianna Carr (2018-19)	56
8.	Kristin Rethman (1998-99)	50

analyst... Two-time KBKA Class 6A All-State... 2018 KBKA All-Star team selection... 2018 *Topeka Capital-Journal* All-Class 6A First Team... 2018 Sports in Kansas All-State All-Class First Team... 2018 Sports in Kansas All-State Class 6A First Team... Two-time *Wichita Eagle* All-State Class 6A... Two-time *Topeka Capital-Journal* All-State... Two-time All-Centennial League First Team... Two-time *Manhattan Mercury* All-Flint Hills Player of the Year... Averaged 18 points, four rebounds, three assists and two steals in the 2017-18 season... 2017 American Family Insurance All-USA Kansas Girls Basketball First Team... 2017 *Wichita Eagle* All-State... 2017 Centennial League Newcomer of the Year... Averaged 14.6 points, 4.2 rebounds and dished out 57 assists and pocketed 44 steals... Scored over 1,000 points in her high school career.



PERSONAL

Born November 16, 1999, in Eden Prairie, Minnesota... Daughter of Chris and Tanya Carr... Has three siblings: Tamika, Tayler and Cameron... Father, Chris, is in his third year on head coach Jeff Mittie's staff and his third as an assistant coach with K-State women's basketball... Father, Chris, played six seasons in the NBA and finished second in the 1997 All-Star Saturday Night Slam Dunk Contest... Major is communication studies.

FORMER WILDCATS THAT WORE #43

Pam Stoltz (1991-93)
Erin Schreiber (1981-82)
Brenda Dutton (1976-80)

20+ pts

Christianna Carr made a splash in her first appearance in an NCAA Tournament.

- Carr tallied 21 points on 8-of-20 shooting including 3-of-9 from beyond the arc and a 2-of-2 effort from the free throw line against Michigan in the first round of the 2019 NCAA Tournament.

• Carr was the fourth player and was the fifth time in program history that a freshman scored 20 or more points in an NCAA Tournament. She was the first K-State freshman to score 20 or more points in an NCAA Tournament game since Laurie Koehn scored 25 points against Arkansas on March 17, 2002.

K-STATE FRESHMEN WITH 20+ PTS NCAA TOURNAMENT

Rk	Player (Date; Opponent)	Pts
1.	Laurie Koehn (3/15/02; Kent State)	27
2.	Laurie Koehn (3/17/02; Arkansas)	25
3.	Angie Bonner (3/20/82; Cheyney State)	22
	Kendra Wecker (3/15/02; Kent State)	22
5.	Christianna Carr (3/22/19; Michigan)	21

CARR'S CAREER STATISTICS


YEAR	G-GS	MIN-AVG.	FGM-FGA	PCT	3PT-A	PCT	FTM-FTA	PCT	O-D-T	AVG	PF-D	A	TO	BLK	ST	PTS-AVG
2018-19	33-31	967-29.3	109-339	.322	56-194	.289	51-71	.718	22-69-91	2.8	81-1	24	68	14	30	325-9.8
TOTAL	33-31	967-29.3	109-339	.322	56-194	.289	51-71	.718	22-69-91	2.8	81-1	24	68	14	30	325-9.8

CARR'S CAREER BIG 12 CONFERENCE STATISTICS

YEAR	G-GS	MIN	FGM-FGA	PCT	3PT-A	PCT	FTM-FTA	PCT	O-D-T	AVG	PF-D	A	TO	BLK	ST	PTS-AVG
2018-19	18-18	519-28.8	55-162	.340	29-95	.305	24-35	.686	10-36-46	2.6	47-1	16	38	6	18	163-9.1
TOTALS	18-18	519-28.8	55-162	.340	29-95	.305	24-35	.686	10-36-46	2.6	47-1	16	38	6	18	163-9.1

CARR'S CAREER POSTSEASON STATISTICS

YEAR	G-GS	MIN	FGM-FGA	PCT	3PT-A	PCT	FTM-FTA	PCT	O-D-T	AVG	PF-D	A	TO	BLK	ST	PTS-AVG
Big 12	2-2	54-27.0	7-26	.269	5-14	.357	5-6	.833	4-5-9	4.5	4-0	1	4	3	1	24-12.0
NCAA	1-1	33-33.0	8-20	.400	3-9	.333	2-2	1.000	0-3-3	3.0	2-0	0	3	1	3	21-21.0
TOTALS	3-3	87-29.0	15-46	.326	8-23	.348	7-8	.875	4-8-12	4.0	6-0	1	7	4	4	45-15.0



13 | LAURA MACKE

FORWARD | 6-2 | SO. - 1L | BAILEYVILLE, KAN. (NEMAHA CENTRAL HS)

MACKE'S TROPHY CASE

- 2018-19 Big 12 Academic All-Rookie Team
- Two-time Big 12 Commissioner's Honor Roll

Points

2018-19 Season	6, at TCU (2/23/19)
Career	6, at TCU (2/23/19)

Field Goals Made/Attempted

2018-19 Season	2, four times/ 4, twice
Career	2, four times/ 4, twice

3-pt. Field Goals Made/Attempted

2018-19 Season	1, six times/ 3, at Baylor (1/9/19)
Career	1, six times/ 3, at Baylor (1/9/19)

Free Throws Made/Attempted

2018-19 Season	2, twice/ 3, at TCU (2/23/19)
Career	2, twice/ 3, at TCU (2/23/19)

Rebounds

2018-19 Season	5, vs. West Virginia (2/27/19)
Career	5, vs. West Virginia (2/27/19)

Assists

2018-19 Season	2, vs. Texas Tech (3/2/19)
Career	2, vs. Texas Tech (3/2/19)

Blocks

2018-19 Season	1, twice
Career	1, twice

Steals

2018-19 Season	2, vs. West Virginia (3/9/19)
Career	2, vs. West Virginia (3/9/19)

Minutes

2018-19 Season	22, vs. West Virginia (2/27/19)
Career	22, vs. West Virginia (2/27/19)

MISCELLANEOUS CAREER STATS

Double-Figure Scoring Games	-
20+ Point Games	-
Double-Figure Rebounding Games	-
5+ Rebound Games	1
Double-Figure Assist Games	-
5+ Assist Games	-
Double-Doubles	-
2+ Block Games	-
2+ Steal Games	1
4+ Made 3-Pt. FGs	-
2+ Made 3-Pt. FGs	-





FRESHMAN (2018-19)

Played in 31 games... Tallied 277 minutes played... Logged 51 total points (1.6 ppg)... Averaged 3.2 ppg in final nine games of the season... For the season, shot .543 from the field (19-of-35), including a 6-of-15 (.400) effort from the 3-point line... Tallied a 7-of-17 (.412) effort from the free throw line... Pulled in 45 total rebounds (1.5 rpg)... Handed out 11 assists... Carded four steals and two blocked shots... Made her K-State debut against Omaha (11/12) and pulled in one rebound... Carded one point and a rebound against North Texas (11/16)... Tallied two points against DePaul (11/23)... Notched two points, four rebounds and an assist against Princeton in the Cancun Challenge (11/24)... Registered two points against Vanderbilt in the SEC/Big 12 Challenge (12/2)... Tallied her first career 3-pointer at Iowa State (1/2)... Tallied four points, two rebounds and a block against Oklahoma (1/5)... Recorded four points and an assist at Baylor (1/9)... Scored four points against Baylor (2/13)... Buried a 3-pointer and pulled in a rebound at Texas (2/17)... Registered a career-high six points, tied her career-high with four rebounds and one assist and one block at TCU (2/23)... Came off the bench to tally two points and a career-high five rebounds in a career-best 22 minutes against West Virginia (2/27)... Tallied five points and two assists against Texas Tech (3/2)... Notched four points, two rebounds and a steal against Michigan (3/22) in the first round of the 2019 NCAA Tournament.

HIGH SCHOOL

#53 wing in the nation by ESPNW Hoopgurlz... 2018 *Topeka Capital-Journal* All-State Third Team... Two-time *Topeka Capital-Journal* All-Class 3A... 2018 Sports in Kansas All-State All-Class Second Team... 2018 Sports in Kansas All-State Class 3A First Team... 2018 *Wichita Eagle* All-State Class 3A First Team... 2017 KBAC Class 3A All-State... In her senior season, she averaged 17.5 points, 6.4 rebounds and 2.8 assists... In her junior season in 2016-17, she helped Nemaha Central to a 20-5 overall record and a Class 3A fourth place finish with 15.4 points, 6.8 rebounds, 2.2 assists and 2.4 steals... Scored over 1,000 points in her high school career.

PERSONAL

Born October 11, 1999... Daughter of Roger and Karen Macke... Has four siblings: Sarah Rottinghaus, David Macke, Jenna Macke and Jacob Macke... Major is architectural engineering.

FORMER WILDCATS THAT WORE #13

Eternati Willock (2016-17)
Lauren Mertz (2014-15)
Kendra Spresser (2012-13)
Tasha Dickey (2011-12)
Brianna Kulas (2010-11)
Kimberly Dietz (2004-08)
Carlene Mitchell (1994-96)
Lynn Holzman (1990-94)
Rita Matteucci (1986-90)
Jill Bleier (1980-81)
Kari Jones (1979-80)

MACKE'S CAREER STATISTICS

YEAR	G-GS	MIN-AVG.	FGM-FGA	PCT	3PT-A	PCT	FTM-FTA	PCT	O-D-T	AVG	PF-D	A	TO	BLK	ST	PTS-AVG
2018-19	31-0	277-8.9	19-35	.543	6-15	.400	7-17	.412	20-25-45	1.5	26-0	11	14	2	4	51-1.6
TOTAL	31-0	277-8.9	19-35	.543	6-15	.400	7-17	.412	20-25-45	1.5	26-0	11	14	2	4	51-1.6

MACKE'S CAREER BIG 12 CONFERENCE STATISTICS

YEAR	G-GS	MIN	FGM-FGA	PCT	3PT-A	PCT	FTM-FTA	PCT	O-D-T	AVG	PF-D	A	TO	BLK	ST	PTS-AVG
2018-19	17-0	182-10.7	14-26	.538	4-12	.333	3-11	.273	12-15-27	1.6	14-0	6	11	2	0	35-2.1
TOTALS	17-0	182-10.7	14-26	.538	4-12	.333	3-11	.273	12-15-27	1.6	14-0	6	11	2	0	35-2.1

MACKE'S CAREER POSTSEASON STATISTICS

YEAR	G-GS	MIN	FGM-FGA	PCT	3PT-A	PCT	FTM-FTA	PCT	O-D-T	AVG	PF-D	A	TO	BLK	ST	PTS-AVG
Big 12	2-0	38-19.0	1-3	.333	1-2	.500	2-2	1.000	2-1-3	1.5	4-0	0	1	0	2	5-2.5
NCAA	1-0	13-13.0	1-1	1.000	1-1	1.000	1-2	.500	1-1-2	2.0	1-0	1	0	0	1	4-4.0
TOTALS	3-0	51-17.0	2-4	.500	2-3	.667	3-4	.750	3-2-5	1.7	5-0	1	1	0	3	9-3.0



1 | SAVANNAH SIMMONS

GUARD | 6-1 | SO. - 1L | BEL AIR, MD. (THE JOHN CARROLL SCHOOL)

Points

2018-19 Season	3, vs. Vanderbilt (12/2/18)
Career	3, vs. Vanderbilt (12/2/18)

Field Goals Made/Attempted

2018-19 Season	1, vs. Vanderbilt (12/2/18)/2, vs. Syracuse (11/22/18)
Career	1, vs. Vanderbilt (12/2/18)/2, vs. Syracuse (11/22/18)

3-pt. Field Goals Made/Attempted

2018-19 Season	1, vs. Vanderbilt (12/2/18)/ 1, three times
Career	1, vs. Vanderbilt (12/2/18)/ 1, three times

Free Throws Made/Attempted

2018-19 Season	-/2, vs. Kansas (1/13/19)
Career	-/ 2, vs. Kansas (1/13/19)

Rebounds

2018-19 Season	5, vs. UMKC (11/18/18)
Career	5, vs. UMKC (11/18/18)

Assists

2018-19 Season	3, twice
Career	3, twice

Blocks

2018-19 Season	-
Career	-

Steals

2018-19 Season	1, three times
Career	1, three times

Minutes

2018-19 Season	16, vs. Lamar (12/5/18)
Career	16, vs. Lamar (12/5/18)

MISCELLANEOUS CAREER STATS

Double-Figure Scoring Games	-
20+ Point Games	-
Double-Figure Rebounding Games	-
5+ Rebound Games	1
Double-Figure Assist Games	-
5+ Assist Games	-
Double-Doubles	-
2+ Block Games	-
2+ Steal Games	-
4+ Made 3-Pt. FGs	-
2+ Made 3-Pt. FGs	-





- First player in K-State WBB history from Maryland

FRESHMAN (2018-19)

Played in 30 games with 156 minutes played (5.2 mpg)... Registered four points (0.1 ppg)... Shot .077 from the field and was 1-of-4 from beyond the arc... Was 1-of-4 from the free throw line... Pulled in 23 total rebounds (0.8 rpg) including 22 defensive rebounds... Handed out eight assists (0.3 apg)... Pocketed four steals (0.1 spg)... Made her K-State debut against UMKC (11/18) and pulled in five rebounds and handed out two assists in 14 minutes... Recorded her first career points against Vanderbilt (12/2) with a 3-pointer... Pulled in three rebounds at Kansas (2/6).

HIGH SCHOOL

#140 overall player in the nation by Prospects Nation... #29 point guard in the nation by Prospects Nation... #64 guard in the nation by ESPNW Hoopgurlz... Four-time All-Harford County First Team... Three-time All-IAAM Conference First Team... Three-time 695 All-Metro selection... In her senior season, she averaged 13.4 points, 6.8 assists and 4.6 rebounds... During her junior season, she averaged 13.5 points, 5.6 assists and 4.1 rebounds... Averaged 14.7 points, 7.4 assists and 4.5 rebounds in her sophomore season... Scored over 1,000 points and handed out over 500 assists in her career.

PERSONAL

Born on January 21, 2000... Daughter of Craig and Tina Simmons... Has two siblings: CJ and Myan... Majoring in human development and family science.

FORMER WILDCATS THAT WORE #1

Kaylee Page (2015-18)

Haley Texada (2011-15)

SIMMONS'S CAREER STATISTICS

YEAR	G-GS	MIN-AVG.	FGM-FGA	PCT	3PT-A	PCT	FTM-FTA	PCT	O-D-T	AVG	PF-D	A	TO	BLK	ST	PTS-AVG
2018-19	30-0	156-5.2	1-13	.077	1-4	.250	1-4	.250	1-22-23	0.8	14-0	8	16	0	4	4-0.1
TOTAL	30-0	156-5.2	1-13	.077	1-4	.250	1-4	.250	1-22-23	0.8	14-0	8	16	0	4	4-0.1

SIMMONS'S CAREER BIG 12 CONFERENCE STATISTICS

YEAR	G-GS	MIN	FGM-FGA	PCT	3PT-A	PCT	FTM-FTA	PCT	O-D-T	AVG	PF-D	A	TO	BLK	ST	PTS-AVG
2018-19	17-0	62-3.6	0-7	.000	0-2	.000	0-2	.000	1-6-7	0.4	7-0	3	3	0	0	0-0.0
TOTALS	17-0	62-3.6	0-7	.000	0-2	.000	0-2	.000	1-6-7	0.4	7-0	3	3	0	0	0-0.0

SIMMONS'S CAREER POSTSEASON STATISTICS

YEAR	G-GS	MIN	FGM-FGA	PCT	3PT-A	PCT	FTM-FTA	PCT	O-D-T	AVG	PF-D	A	TO	BLK	ST	PTS-AVG
Big 12	2-0	6-3.0	0-0	.000	0-0	.000	1-2	.500	0-1-1	0.5	0-0	0	1	0	1	1-0.5
NCAA	1-0	3-3.0	0-0	.000	0-0	.000	0-0	.000	0-0-0	0.0	0-0	0	0	0	0	0-0.0
TOTALS	3-0	9-3.0	0-0	.000	0-0	.000	1-2	.500	0-1-1	0.3	0-0	0	1	0	1	1-0.3



3 | ANGELA HARRIS

GUARD | 5-6 | SR. - TR | CYPRESS, TEXAS (HOUSTON/CY-FAIR HS)

HARRIS'S TROPHY CASE

- 2018-19 All-American Athletic Conference Third Team
- 2017-18 All-American Athletic Conference Third Team
- 2016-17 American Athletic Conference All-Freshman Team

Points

2018-19 Season	23, at Wichita State (1/20/19)
Career	32, vs. East Carolina (2/17/18)

Field Goals Made/Attempted

2018-19 Season	7, vs. USF (2/27/19)/17, twice
Career	11, vs. East Carolina (2/17/18)/20, twice

3-pt. Field Goals Made/Attempted

2018-19 Season	5, at Wichita State (1/20/19)/ 14, twice
Career	7, vs. East Carolina (2/17/18)/ 14, twice

Free Throws Made/Attempted

2018-19 Season	8, at Wichita St. (1/20/19)/9, at Wichita St. (1/20/19)
Career	8, at Wichita St. (1/20/19)/ 9, at Wichita St. (1/20/19)

Rebounds

2018-19 Season	7, twice
Career	8, twice

Assists

2018-19 Season	11, vs. Tulane (2/20/19)
Career	11, vs. Tulane (2/20/19)

Blocks

2018-19 Season	1, four times
Career	1, four times

Steals

2018-19 Season	6, twice
Career	7, three times

Minutes

2018-19 Season	42, vs. SMU (2/2/19)
Career	42, vs. SMU (2/2/19)

MISCELLANEOUS CAREER STATS

Double-Figure Scoring Games	56
20+ Point Games	10
Double-Figure Rebounding Games	-
5+ Rebound Games	20
Double-Figure Assist Games	1
5+ Assist Games	17
Double-Doubles	-
4+ Steal Games	22
2+ Steal Games	58
4+ Made 3-Pt. FGs	17
2+ Made 3-Pt. FGs	54

- Ninth player in K-State WBB history from the state of Texas
- Only NCAA Division I player entering 2019-20 with 1,000 or more points, 185 or more 3-point field goals made, 200 or more rebounds, 200 or more assists and 200 or more steals

HOUSTON (2016-19)

Played in 93 career games with 77 career starts... Tallied 2,728 (29.3 mpg) minutes of action... Piled up 1,083 points, 281 assists, 280 rebounds and 216 steals... Ranked 24th in Houston's history for career points... Ranked 13th for career assists... Ranked sixth for career steals... Fourth player in Cougar history with 1,000 or more points, 200 or more assists, rebounds and steals... Was 185-of-624 (.296) from 3-point range... Ranked third in Houston's history for career 3-point field goals made... In 2018-19, averaged 9.9 points, 3.2 rebounds, 2.9 assists and 2.3 steals... Led Houston in assists (88), steals and three-point field goal attempts (207)... Scored in double figures in 15 of 30 games... In 2017-18, averaged 14.9 points, 3.6 assists and 2.9 steals... Improved scoring average from her freshman to sophomore season by 4.9 points per game... Was 85-of-240 (.354) from beyond the arc... Her 85 connections from 3-point range ranked third in the AAC and 45th in the nation... Defensively, pocketed 93 steals to lead the AAC and rank 15th in the nation... Her 2.9 steals also paced the AAC and ranked 16th in the nation in steals per game... In 2016-17, tallied 10.0 points, 2.3 rebounds, 2.5 assists and 1.7 steals... Ended season ranked among the top-10 among Houston's freshman records in 12 statistical categories including total points (309), scoring average, field goals made and attempted (109-of-290), three-point field goals made, attempted and percentage (52-of-



177; .294), free throw percentage (.765), assists and assists per game (79; 2.5), steals (54), games played, minutes played and minutes played per game.

HIGH SCHOOL

Ranked as a 3-star recruit and the No. 27 point guard in the nation by ESPN Hoopgurlz... Two-time All-State selection at Cy-Fair... An Honor Roll student, Harris led the Bobcats with 15.5 points, 2.5 assists and 3.9 steals per game in 2014-15... Helped lead Cy-Fair to 28 wins and a District 17-5A Championship in her MVP season of 2013-14, and they chalked up 23 more victories in 2015-16.

PERSONAL

Daughter of Garland and Vanessa Harris... Major is master's in personal financial planning.

FORMER WILDCATS THAT WORE #3

Lanie Page (2015-17)

Deborah Meeks (2014-15)

Nicole Ohlde (2001-05; retired)

HARRIS'S CAREER STATISTICS

YEAR	G-GS	MIN-AVG.	FGM-FGA	PCT	3PT-A	PCT	FTM-FTA	PCT	O-D-T	AVG	PF-D	A	TO	BLK	ST	PTS-AVG
2016-17 (Houston)	31-15	770-24.8	109-290	.376	52-177	.294	39-51	.765	19-53-72	2.3	88-3	79	88	0	54	309-10.0
2017-18 (Houston)	32-32	1068-33.4	164-398	.412	85-240	.354	65-95	.684	20-91-111	3.5	96-1	114	90	5	93	478-14.9
2018-19 (Houston)	30-30	890-29.7	103-312	.330	48-207	.232	42-57	.737	16-81-97	3.2	80-4	88	102	4	69	296-9.9
TOTAL	93-77	2728-29.3	376-1000	.376	185-624	.296	146-203	.719	55-225-280	3.0	264-8	281	280	9	216	1083-11.6

HARRIS'S CAREER AMERICAN ATHLETIC CONFERENCE STATISTICS

YEAR	G-GS	MIN	FGM-FGA	PCT	3PT-A	PCT	FTM-FTA	PCT	O-D-T	AVG	PF-D	A	TO	BLK	ST	PTS-AVG
2016-17	16-12	456-28.5	56-161	.348	26-96	.271	22-25	.880	10-35-45	2.8	48-2	43	49	0	30	160-10.0
2017-18	16-16	510-31.9	79-197	.401	43-127	.339	35-45	.778	9-49-58	3.6	47-1	60	46	2	40	236-14.8
2018-19	16-16	492-30.8	54-172	.314	22-112	.196	24-30	.800	8-48-56	3.5	35-0	64	62	2	36	154-9.6
TOTALS	48-44	1458-30.4	189-530	.357	91-445	.204	81-100	.810	27-132-159	3.3	130-3	167	157	4	106	550-11.5

HARRIS'S CAREER POSTSEASON STATISTICS

YEAR	G-GS	MIN	FGM-FGA	PCT	3PT-A	PCT	FTM-FTA	PCT	O-D-T	AVG	PF-D	A	TO	BLK	ST	PTS-AVG
AAC	4-4	124-31.0	20-42	.476	10-25	.400	11-13	.846	2-8-10	2.5	14-1	7	11	0	8	61-15.3
WNIT	2-2	69-34.5	12-37	.324	7-24	.292	0-0	.000	0-13-13	6.5	7-0	4	6	0	3	31-15.5
TOTALS	6-6	193-32.2	32-79	.405	17-49	.347	11-13	.846	2-21-23	3.8	21-1	21	17	0	11	92-15.3



50 | AYOKA LEE

73

CENTER | 6-5 | R-FR. - HS | BYRON, MINN. (BYRON HS)

LEE'S TROPHY CASE

- Won 2019 Red Bull USA 3X East Regional
- Spring 2019 Big 12 Commissioner's Honor Roll

• 13th player in K-State WBB history from the state of Minnesota; joins fellow K-State teammate, Rachel Ranke

FRESHMAN (2018-19)

Redshirt in 2018-19 due to rehabilitation from a knee injury.

HIGH SCHOOL

#38 post in the nation by ESPNW Hoopgurlz... #4 player in the Midwest by Five State Hoops... #146 player in the nation by Prospects Nation... #27 post in the nation by Prospects Nation... 2018 Miss Minnesota Basketball finalist ... 2018 MGBCA Class 2A All-State... 2018 MGBCA Class 2A All-Star... 2018 Minnesota Miss Basketball candidate... 2017 MGBCA Class 3A All-State... Two-time *Rochester Post-Bulletin* All-Rochester Area Team... Three-time All-Hiawatha Valley League... Finished her high school career with 2,287 points, 1,448 rebounds and 461 blocks... Owns the school record for points in a career (2,287), season (689) and in a single game (54)... Owns the school records for rebounds in a career (1,448), single season (394) and single game (27)... Owns the school record for field goal percentage in a career (.716), single season (.783) and single game (.933)... In her senior season, she averaged 26.6 points, 15.7 rebounds and 5.5 blocks... Averaged 24.9 points, 16.4 rebounds and 4.1 blocks in her junior season... 2016 MGBCA Class 3A All-State... During her sophomore season, she averaged 24.6 points, 13.8 rebounds and 4.5 blocks... Also a three-time letter winner in volleyball and a two-time letter winner in track and field.

PERSONAL

Born on August 12, 2000... Daughter of Robin Lee and Kolloh Nimley... Has two siblings: Ahymad and Ahjany... Majoring in psychology.

FORMER WILDCATS THAT WORE #50

Shaelyn Martin (2014-18)
 Jessica McFarland (2003-06)
 Morgen Finneran (1998-01)
 Carrie Ragar (1996)





44 | EMMA CHAPMAN

FORWARD | 6-3 | FR. - HS | COLUMBIA, MO. (HICKMAN HS)

HIGH SCHOOL

2019 McDonald's All-American nominee... 2018-19 Missouri Roundball Magazine Elite 30... 2019 Missouri Basketball Coaches Association (MBCA) Class 5 All-State... Three-time Class 5 All-District 9... 2019 Central Missouri Media Class 5 All-District Team... 2019 KRCG Best of Preps Female Athlete of the Year... Played in the 2019 Riverwar Missouri vs. Illinois Girls All-Star Game... Played in the 2019 Border War (Missouri vs. Kansas) All-Star game... Selected for the 2019 MBCA Coaches Challenge All-Star Game... 2019 Missouri Roundball Magazine All-Star Game... 2017-18 *Columbia Tribune* All-Area First Team... In her senior season, she averaged 16.0 points on a 53.0 field goal percentage and shot 33.0 percent from beyond the arc... Pulled in 9.0 rebounds, carded 1.8 blocks, 1.7 assists and 1.3 steals... During her junior season in 2017-18, averaged 17 points, eight rebounds, 2.5 blocks, two assists and 1.5 steals per game... In the 2016-17 season, she helped Hickman High to the District 9 semi-finals with a record of 19-7... Averaged nine points, six rebounds, 2.2 steals and just over a block a game... Two-sport letterwinner at Hickman... Also a decorated volleyball player as a middle blocker... Two-time Class 4 District 9 First Team selection and in 2018 earned All-Class 4 District 12 First Team honors... In 2018, helped the Kewpies to a 21-10-4 overall record and a District 12 runner-up finish... Finished second in the high jump with a clearance of 5'5" at the 2019 Class 5 Missouri State Track and Field Championships... Won the 2019 Class 5 District 6 high jump with a clearance of 5'5".

PERSONAL

Born October 20, 2000... Daughter of Tec and Sheila Chapman... Has one sister, Alexis... Major is psychology.

FORMER WILDCATS THAT WORE #44

Carolyn McCullough (2004-08)
Denisha Ferguson (2000-01)
Kristie Bahner (1987-91)





24 | EMILEE EBERT

75

GUARD | 6-0 | FR. - HS | FRANKFORT, KAN. (FRANKFORT HS)

HIGH SCHOOL

Set Frankfort school record with 1,648 career points... Four-time Kansas Basketball Coaches Association (KBCA) honoree, earning first team honors in 2018 and 2019 and honorable mention citations in 2016 and 2017... Completed her basketball career as a four-time All-Twin Valley League (TVL) First Team recipient and a four-time All-Flint Hills First Team honoree by the *Manhattan Mercury*... At the end of her senior season in 2018-19, was a McDonald's All-American nominee and garnered top-15 All-Class honors as well as Class 1A All-State First Team honors from the *Topeka Capitol Journal*, Class 1A First Team honors from Sports in Kansas and Class 1A First Team honors from the *Wichita Eagle* for the second time in her career... Selected to play in a number of all-star games including the Stateline Showdown, Highland CC Northeast Kansas All-Star Game, Cloud County CC Thunderbird All-Star Game and the KBCA All-Star Game... Collected MVP honors in the Highland CC and Cloud County CC games... Averaged 17.2 points, 8.2 rebounds, 4.1 assists, 1.7 blocks and 2.5 steals in her senior season... Surpassed the 1,000-point mark in career in 2018 and was a Class 1A All-State First Team selection by Sports in Kansas and the *Topeka Capitol Journal*... In 2017, named to the Class 1A All-State First Team by the *Topeka Capitol Journal*, was a second team recipient by Sports in Kansas and an honorable mention citation by the *Wichita Eagle*... In freshman season in 2016, named second team Class 1A All-State recipient by Sports in Kansas, a third team All-State Class 1A by the *Topeka Capitol Journal* and an honorable mention choice by the *Wichita Eagle*... In volleyball career, was a three-time Class 1A All-State First Team recipient, a 2015 All-State Class 1A Second team honoree and a four-time All-TVL First Team selection... At the end of the 2018 season, named the All-Flint Hills Player of the Year by the *Manhattan Mercury*... Played in the Highland CC Northeast Kansas Volleyball All-Star Game and MVP and defensive MVP in the Cloud County CC Thunderbird Volleyball All-Star Game... In track and field, a three-time All-State selection in Class 1A (2016, 2017 and 2019)... In 2019, Class 1A state champion in the long jump and helped set the 4x100 state record (50.44)... Finished fourth in 100-meter and eighth in the 200-meter... In 2017, she was the state runner-up in the long jump and finished fourth in the 100... State qualifier in the 4x400... In the 2016 track season, finished fourth in the state in the long jump while qualifying for the state meet in the 200... Three-time TVL champion in the long jump, 100, 200 and 4x100.

PERSONAL

Born October 23, 2000... Daughter of Brian and Jennifer Ebert... Father was her basketball coach at Frankfort High... Has two siblings: Breleigh and Callen... Major is open option.

FORMER WILDCATS THAT WORE #24

Kindred Wesemann (2013-17)
 Marissa Ellis (2012-13)
 Jackie Stanley (2007-08)
 Naytanda Smith (2003-07)
 Marshela Webb (1997-01)
 Dana Pollock (1992-95)
 Kerri Hawley (1984-85)
 Barbara Gilmore (1981-84)
 Tina Dixon (1982-84)
 Angie Taylor (1979-80)
 Terri Lasswell (1973-74)
 Virginia Roglin (1966-70)





10 | JADA THORPE

GUARD | 5-8 | FR. - HS | CHICAGO, ILL. (SIMEON CAREER ACADEMY)

- Third player in program history to join K-State from Chicago, joining current Wildcat Cymone Goodrich and former Wildcat Sharon Carr (1982-83).

HIGH SCHOOL

Prospects Nation Watch List for Class of 2019... Played in the 2019 Riverwar Missouri vs. Illinois Girls All-Star Game... 2016-17 *Chicago Tribune* Players to Watch... 2015-16 IBCA Class 3A/4A Special Mention All-State... Played one season with Simeon Career Academy... Tallied 16.8 points, 4.2 rebounds, 6.5 assists, 4.5 steals and 3.7 blocks with the Wolverines... In the 2017-18 season, she played for Montverde Academy in Montverde, Florida... Helped the program to a 18-3 record and a state tournament title... Averaged 16.6 points, five assists and two rebounds for the Eagles... Played her first two high school seasons with North Lawndale High School in Chicago... She helped the program to a 43-11 overall record and a state runner-up finish in 2015-16... In her freshman year, Thorpe averaged 14.6 points, five assists and three rebounds per game and was named to the 2015-16 Illinois Basketball Coaches Association (IBCA) Class 3A/4A Special Mention All-State Team... In her sophomore year, helped the program to a city runner-up finish, she averaged 15.3 points, 4.6 assists and 3.4 rebounds.

PERSONAL

Born July 27, 2000... Daughter of Patricia Thorpe and the late Lewis Thorpe... Has four siblings - Brandon, Stephen, Jalen and Ke'one... Major is kinesiology.

FORMER WILDCATS THAT WORE #10

Kayla Goth (2015-19)
Leticia Romero (2013-14)
Heidi Brown (2011-13)
Kelsey Hill (2008-11)
Laurie Koehn (2001-05)
Heather Smith (1997-99)
Cheryl Jackson (1984-85)
Priscilla Gary (1981-83); retired)
Karen Coupe (1980-81)
Jackie Affolter (1975-76)
Peggie Johns (1971-75)
Rebekah Goering (1970-74)
Patricia Drake (1968-69)



PEYTON WILLIAMS | CAREER GAME-BY-GAME

2018-19 GAME-BY-GAME

Opponent	Min	FG	3FG	FT	Reb	PF	A	TO	Bk	St	Pts
Omaha+	29	4-8	0-0	2-2	3-7-10	2	4	0	3	1	10
North Texas	DNP - Rest										
UMKC	26	6-9	1-3	0-0	4-6-10	0	4	2	2	2	13
vs. Syracuse+	33	6-13	0-0	2-2	4-4-8	0	6	5	1	3	14
vs. DePaul+	25	4-6	0-0	2-2	1-5-6	1	1	2	0	0	10
vs. Princeton+	37	8-10	2-2	5-6	1-6-7	0	1	2	2	1	23
Vanderbilt+	37	7-11	0-2	2-4	4-10-14	1	2	1	0	3	16
Lamar+	33	7-11	1-1	3-3	1-11-12	0	3	2	0	0	18
at Little Rock+	39	5-9	1-1	1-2	2-6-8	0	0	3	1	0	12
vs. Arizona State+	39	7-13	0-1	3-3	1-11-12	3	2	3	0	0	17
Central Arkansas+	32	4-11	1-2	3-3	2-4-6	0	2	2	1	3	12
Northern Iowa+	36	7-11	0-1	8-10	5-8-13	0	6	2	1	1	22
at Iowa State*+	30	3-7	0-0	0-1	6-5-11	0	0	2	1	1	6
Oklahoma*+	34	6-9	0-0	2-2	5-7-12	0	5	1	0	0	14
at Baylor*+	40-	7-17	2-6	2-2	1-9-10	2	0	1	1	3	18
Kansas*+	34	5-8	0-2	9-11	1-7-8	3	0	4	5	1	19
Texas*+	40-	6-12	3-4	3-4	2-6-8	2	1	0	0	0	18
at Texas Tech*+	40-	8-17	1-3	1-2	3-4-7	1	2	2	1	3	18
Oklahoma State*+	37	10-17	1-1	2-3	2-8-10	2	2	2	2	1	23
at Louisiana Tech+	30	5-8	3-6	0-1	0-2-2	5	2	3	1	4	13
Boston College+	33	4-12	2-8	3-4	1-4-5	3	0	2	1	3	13
at Columbia+	23	1-2	1-2	4-8	0-2-2	4	1	2	0	0	7
New Mexico+	41	4-18	2-14	2-3	0-2-2	2	3	4	0	6	12
at FGCU+	28	6-15	4-9	0-0	1-3-4	3	1	3	0	3	16
at ETSU+	28	4-9	1-1	6-7	1-1-2	2	1	5	0	5	15
Texas A&M+	18	0-4	0-4	0-0	1-0-1	0	1	5	0	1	0
UT Arlington+	30	5-11	3-8	0-0	3-3-6	5	3	1	0	3	13
at George Mason+	22	2-11	1-8	0-0	1-1-2	3	5	2	0	0	5
at Southern Miss+	20	3-9	0-4	2-2	0-3-3	1	0	4	0	1	8
UConn*+	34	2-12	0-7	0-0	0-1-1	0	2	4	0	3	4
at SMU*+	32	1-12	1-11	4-4	2-4-6	2	4	1	0	1	7
Temple*+	31	4-9	0-2	2-2	2-5-7	2	4	3	1	3	10
at Wichita State*+	30	5-12	5-11	8-9	0-4-4	4	5	1	0	3	23
at Cincinnati*+	29	4-13	0-9	1-1	0-1-1	4	1	3	0	1	9
Tulsa*+	21	2-9	1-7	0-0	0-3-3	2	1	3	0	1	5
at UCF*+	31	4-10	2-4	0-0	0-1-1	2	6	2	0	2	10
SMU*+	42	6-12	3-8	0-0	1-3-4	0	7	6	0	4	15
at Temple*+	33	4-11	2-7	1-2	1-3-4	3	5	3	0	0	11
at USF*+	30	1-8	1-7	3-4	0-0-0	4	5	4	0	6	6
East Carolina*+	31	3-9	1-4	0-0	0-4-4	0	4	5	0	1	7
Tulane*+	32	2-10	0-7	3-4	1-6-7	3	11	6	1	4	7
at Memphis*+	26	4-8	0-3	1-2	0-4-4	2	2	8	0	0	9
USF*+	33	7-17	3-11	0-0	0-5-5	4	2	3	0	3	17
at UConn*+	25	5-14	3-10	1-2	0-1-1	1	1	4	0	2	14
UCF*+	32	0-6	0-4	0-0	1-3-4	2	4	6	0	2	0
vs. USF*+^	26	1-5	0-3	0-0	0-0-0	5	0	2	0	4	2
at Arkansas+%	32	6-17	4-14	0-0	0-7-7	4	2	4	0	2	16

+ starts | * Big 12 | ^ Big 12 Championships | % WNIT | \$ NCAA Tournament

2017-18 GAME-BY-GAME

Opponent	Min	FG	3FG	FT	Reb	PF	A	TO	Bk	St	Pts
Stephen F. Austin+	18	3-4	0-0	0-0	0-3-3	3	1	0	1	1	6
Omaha+	26	3-8	0-0	0-0	1-3-4	0	2	1	0	0	6
Florida A&M+	20	5-8	0-0	2-2	4-6-10	0	0	0	3	1	12
at North Texas+	31	2-8	1-2	4-5	1-6-7	2	0	3	2	0	9
vs. UCLA+	28	0-2	0-1	0-0	1-1-2	4	0	0	0	3	0
vs. Penn State+	35	7-11	0-1	5-5	2-6-8	0	2	3	3	2	19
at Missouri+	31	6-12	0-2	1-2	6-3-9	2	1	0	2	1	13
UT Arlington+	27	1-2	0-1	7-8	0-6-6	2	0	0	1	2	9
Little Rock+	29	9-15	1-1	6-7	2-5-7	1	0	1	1	0	25
Chicago State+	25	6-9	1-2	2-2	5-5-10	1	3	0	1	0	15
Northern Iowa+	32	8-14	0-1	5-5	2-4-6	4	0	1	1	2	21
Baylor*+	33	5-11	2-4	1-2	4-5-9	1	0	2	1	0	13
at Oklahoma State*+	28	7-10	0-1	1-1	4-5-9	4	2	2	0	5	15
at West Virginia*+	39	9-16	0-2	4-6	4-6-10	1	0	1	1	2	22
Texas*+	30	5-9	0-0	2-2	2-2-4	3	3	2	0	1	12
at Iowa State*+	36	6-13	0-1	3-5	4-7-11	2	2	1	5	2	15
Oklahoma State*+	35	8-11	0-0	2-2	1-8-9	1	3	1	0	2	18
Oklahoma*+	37	10-17	1-2	2-4	5-3-8	2	0	2	1	1	23
at Baylor*+	34	4-9	0-2	1-1	1-2-3	2	1	0	1	0	9
TCU*+	27	5-7	1-1	0-0	3-2-5	5	0	1	1	0	11
at Kansas*+	40	9-16	0-2	5-5	4-4-8	3	0	1	5	3	23
at Oklahoma*+	24	3-7	0-0	0-0	1-5-6	2	0	1	0	0	6
Iowa State*+	32	5-12	1-3	0-0	2-5-7	3	2	0	1	2	11
Texas Tech*+	34	7-11	0-1	5-9	4-6-10	1	1	0	1	2	19
at Texas*+	33	5-10	0-3	3-3	0-4-4	0	2	1	1	1	13
at TCU*+	38	6-15	1-2	8-8	0-9-9	1	1	3	1	1	21
West Virginia*+	37	8-15	0-1	2-2	3-3-6	4	0	2	1	5	18
Kansas*+	34	9-12	1-1	2-2	1-4-5	2	3	1	3	1	21
at Texas Tech*+	24	2-5	0-1	4-4	0-1-1	1	2	3	1	3	8
vs. Kansas+^	33	5-11	0-0	4-4	1-5-6	0	0	1	2	1	14
vs. Baylor+^	30	3-8	2-4	2-2	3-3-6	4	1	2	2	1	10
Saint Louis*+	32	10-20	0-0	1-1	2-6-8	0	1	3	0	2	21
Utah*+	35	10-14	2-3	2-2	3-4-7	3	1	0	2	2	24
UC Davis*+	36	8-19	0-2	3-3	8-10-18	1	5	3	2	1	19

+ starts | * Big 12 | ^ Big 12 Championships | % WNIT | \$ NCAA Tournament

2016-17 GAME-BY-GAME

Opponent	Min	FG	3FG	FT	Reb	PF	A	TO	Bk	St	Pts
Chicago State+	31	6-10	0-0	3-5	6-6-12	1	0	2	0	0	15
Tulsa+	22	3-6	0-0	2-2	2-5-7	0	2	1	0	1	8
Lamar+	18	1-5	0-0	0-0	2-3-5	0	0	2	0	0	2
vs. NC State+	17	0-2	0-1	0-0	5-1-6	0	2	0	0	0	0
vs. LSU	15	1-3	0-0	0-0	0-2-2	2	0	3	0	0	2
vs. UTEP+	20	0-0	0-0	1-4	1-3-4	1	2	2	1	0	1
Auburn	19	4-5	0-0	3-4	3-2-5	1	0	1	0	0	11
at Omaha+	16	1-2	0-0	4-4	0-3-3	0	1	0	0	0	6
UT-Arlington	16	1-2	0-0	0-0	1-2-3	1	1	2	2	0	2
Connecticut+	10	0-2	0-0	2-2	1-1-2	0	1	1	0	0	2
Princeton	17	1-4	0-0	0-0	2-4-6	4	0	0	0	1	2
at Northern Iowa+	10	1-1	0-0	0-0	1-0-1	1	1	0	0	0	2
at Baylor*	21	1-3	0-0	1-2	1-2-3	0	0	1	1	0	3
West Virginia*+	8	0-1	0-0	0-0	0-0-0	0	2	1	0	1	0
at Oklahoma*+	22	2-3	0-0	0-0	1-2-3	0	0	0	0	1	4
Texas Tech*+	14	3-6	0-0	4-4	3-2-5	0	1	1	1	1	10
Kansas*+	13	1-3	0-0	0-0	1-1-2	0	1	0	0	1	2
at Oklahoma State*+	20	3-3	0-0	1-2	2-2-4	0	0	1	0	1	7
TCU*+	10	1-1	0-0	1-1	0-2-2	0	2	3	0	0	3
at Iowa State*+	11	0-0	0-0	0-0	0-1-1	0	1	1	0	0	0
Baylor*+	17	0-1	0-0	1-4	0-2-2	2	1	1	0	0	1
Oklahoma State*	8	0-1	0-0	0-0	0-1-1	1	1	0	0	0	0
at Texas Tech*	28	5-8	0-0	2-2	1-4-5	1	2	1	0	1	12
at Texas*	17	1-3	0-0	0-0	3-4-7	0	0	0	0	0	2
Iowa State*	9	1-3	0-0	1-2	1-1-2	2	0	0	0	0	3
at West Virginia*	11	0-0	0-0	1-2	0-1-1	0	1	0	1	0	1
at TCU*+	18	1-2	0-0	0-0	2-1-3	0	2	2	0	0	2
Oklahoma*+	19	1-4	0-0	0-0	1-3-4	0	3	1	0	1	2
at Kansas*+	8	1-1	0-0	0-0	0-1-1	0	1	1	0	0	2
Texas*	20	2-4	0-0	1-3	2-2-4	2	0	1	0	1	5
vs. Iowa State+^	16	1-4	0-0	0-1	0-3-3	0	0	2	0	0	2
vs. Baylor+^	19	1-5	0-0	0-0	1-3-4	1	0	0	0	1	2
Drake\$+	15	2-3	0-0	0-0	2-0-2	0	0	1	0	0	4
Stanford\$+	8	2-3	0-0	1-1	0-0-0	0	1	0	0	0	5

+ starts | * Big 12 | ^ Big 12 Championships | % WNIT | \$ NCAA Tournament

ANGELA HARRIS | CAREER GAME-BY-GAME (HOUSTON)

2018-19 GAME-BY-GAME

Opponent	Min	FG	3FG	FT	Reb	PF	A	TO	Bk	St	Pts
at California +	34	5-11	2-7	0-0	0-4-4	3	4	1	0	0	12
Georgia Tech +	32	3-8	3-7	1-2	0-1-1	5	1	2	0	1	10
at Louisiana Tech +	30	5-8	3-6	0-1	0-2-2	5	2	3	1	4	13
Boston College +	33	4-12	2-8	3-4	1-4-5	3	0	2	1	3	13
at Columbia +	23	1-2	1-2	4-8	0-2-2	4	1	2	0	0	7
New Mexico +	41	4-18	2-14	2-3	0-2-2	2	3	4	0	6	12
at FGCU +	28	6-15	4-9	0-0	1-3-4	3	1	3	0	3	16
at ETSU +	28	4-9	1-1	6-7	1-1-2	2	1	5	0	5	15
Texas A&M +	18	0-4	0-4	0-0	1-0-1	0	1	5	0	1	0
UT Arlington +	30	5-11	3-8	0-0	3-3-6	5	3	1	0	3	13
at George Mason +	22	2-11	1-8	0-0	1-1-2	3	5	2	0	0	5
at Southern Miss +	20	3-9	0-4	2-2	0-3-3	1	0	4	0	1	8
UConn + *	34	2-12	0-7	0-0	0-1-1	0	2	4	0	3	4
at SMU + *	32	1-12	1-11	4-4	2-4-6	2	4	1	0	1	7
Temple + *	31	4-9	0-2	2-2	2-5-7	2	4	3	1	3	10
at Wichita State + *	30	5-12	5-11	8-9	4-4-4	4	5	1	0	3	23
at Cincinnati + *	29	4-13	0-9	1-1	0-1-1	4	1	3	0	1	9
Tulsa + *	21	2-9	1-7	0-0	0-3-3	2	1	3	0	1	5
at UCF + *	31	4-10	2-4	0-0	0-1-1	2	6	2	0	2	10
SMU + *	42	6-12	3-8	0-0	1-3-4	0	7	6	0	4	15
at Temple + *	33	4-11	2-7	1-2	1-3-4	3	5	3	0	0	11
at USF + *	30	1-8	1-7	3-4	0-0-0	4	5	4	0	6	6
East Carolina + *	31	3-9	1-4	0-0	0-4-4	0	4	5	0	1	7
Tulane + *	32	2-10	0-7	3-4	1-6-7	3	11	6	1	4	7
at Memphis + *	26	4-8	0-3	1-2	0-4-2	2	2	8	0	0	9
USF + *	33	7-17	3-11	0-0	0-5-5	4	2	3	0	3	17
at UConn + *	25	5-14	3-10	1-2	0-1-1	1	1	4	0	2	14
UCF + *	32	0-6	0-4	0-0	1-3-4	2	4	6	0	2	0
vs. USF + ^	26	1-5	0-3	0-0	0-0-0	5	0	2	0	4	2
at Arkansas + %	32	6-17	4-14	0-0	0-7-7	4	2	4	0	2	16

JASAUEN BEARD | CAREER GAME-BY-GAME

2018-19 GAME-BY-GAME

Opponent	Min	FG	3FG	FT	Reb	PF	A	TO	Bk	St	Pts
Omaha+	26	5-10	0-0	2-3	2-3-5	2	2	2	0	2	12
North Texas+	27	1-2	0-1	1-1	1-3-4	3	0	4	0	2	3
UMKC+	25	3-9	0-2	0-0	2-3-5	4	1	4	1	1	6
vs. Syracuse	24	3-7	0-0	6-6	2-3-5	1	1	3	0	1	12
vs. DePaul+	32	8-12	0-1	1-3	0-2-2	1	3	5	0	3	17
vs. Princeton+	16	1-2	0-0	1-2	1-1-2	4	4	1	0	0	3
Vanderbilt	14	2-2	1-1	1-5	0-2-2	5	2	2	0	0	6
Lamar	17	3-6	0-1	2-2	0-3-4	4	0	6	1	1	8
at Little Rock	16	3-4	0-0	0-1	2-4-6	0	1	3	0	1	6
vs. Arizona State	16	1-5	0-0	0-0	1-4-5	1	0	2	0	0	2
Central Arkansas	23	3-7	1-3	3-4	2-3-5	2	3	3	1	0	10
Northern Iowa	22	2-6	0-1	2-4	1-1-2	2	2	1	1	0	6
at Iowa State*	21	4-10	1-2	3-4	1-3-4	3	0	3	0	0	12
Oklahoma*	13	1-3	0-0	2-2	1-0-1	5	0	5	0	1	4
at Baylor*+	24	3-8	1-2	1-3	2-0-2	4	0	0	0	0	8
Kansas*+	22	1-8	0-2	3-4	3-5-8	2	1	3	0	2	5
Texas*	24	3-6	1-1	2-2	3-1-4	0	3	2	0	3	9
at Texas Tech*	18	3-6	1-2	2-2	1-2-3	5	0	4	1	1	9
Oklahoma State*	23	2-6	0-0	2-4	1-4-5	3	0	0	1	1	6
at West Virginia*	20	1-5	0-2	0-0	0-3-3	4	0	3	1	0	2
TCU*	28	1-5	0-1	3-6	0-2-2	4	0	0	0	1	5
Iowa State*	23	2-8	0-1	2-4	0-3-3	2	1	1	0	0	6
at Kansas*	24	1-6	0-2	1-2	1-2-3	1	1	1	0	1	3
at Oklahoma*	22	4-7	1-2	1-5	1-3-4	1	0	3	1	1	10
Baylor*	24	3-10	0-2	4-4	2-4-6	3	0	4	0	1	10
at Texas*	19	4-11	1-2	2-4	0-2-2	1	0	1	0	1	11
at TCU*	27	6-10	1-1	2-2	1-1-2	3	3	3	1	3	15
West Virginia*	13	2-2	0-0	0-0	0-1-1	4	1	4	0	0	4
Texas Tech*	16	1-5	1-1	1-2	0-0-0	1	0	1	1	1	4
at Oklahoma State*	18	1-8	0-2	1-1	0-2-2	2	1	0	1	1	3
vs. West Virginia^	16	3-7	0-1	2-2	0-5-5	2	1	3	0	5	8
vs. Baylor^	16	3-8	1-1	2-2	1-1-2	5	1	1	0	0	9
vs. Michigan\$	16	2-8	0-1	1-2	0-2-2	4	0	3	1	0	5

+ starts | * Big 12 | ^ Big 12 Championships | % WNIT | \$ NCAA Tournament

2015-16 GAME-BY-GAME (ORU)

Opponent	Min	FG	3FG	FT	Reb	PF	A	TO	Bk	St	Pts
Evangel	23	3-10	0-2	5-9	1-2-3	2	0	2	1	4	11
at Grand Canyon	15	3-6	1-1	2-2	0-0-0	5	0	0	0	1	9
at Tulsa	25	4-11	0-2	1-2	0-4-4	1	0	2	0	0	9
Little Rock	25	2-8	0-2	2-3	0-2-2	4	2	3	2	4	6
at Oklahoma State	6	1-3	0-0	0-0	0-0-0	0	0	3	1	0	2
at Michigan	7	0-0	0-0	0-0	0-0-0	2	0	1	0	0	0

+ starts

CYMONE GOODRICH | CAREER GAME-BY-GAME

2018-19 GAME-BY-GAME

Opponent	Min	FG	3FG	FT	Reb	PF	A	TO	Bk	St	Pts
Omaha	16	2-4	0-2	4-4	0-4-4	4	0	3	0	2	8
North Texas				DNP - Injured							
UMKC				DNP - Injured							
vs. Syracuse				DNP - Injured							
vs. DePaul				DNP - Injured							
vs. Princeton				DNP - Injured							
Vanderbilt				DNP - Injured							
Lamar				DNP - Injured							
at Little Rock				DNP - Injured							
vs. Arizona State				DNP - Injured							
Central Arkansas				DNP - Injured							
Northern Iowa				DNP - Injured							
at Iowa State*				DNP - Injured							
Oklahoma*				DNP - Injured							
at Baylor*				DNP - Injured							
Kansas*				DNP - Injured							
Texas*				DNP - Injured							
at Texas Tech*				DNP - Injured							
Oklahoma State*				DNP - Injured							
at West Virginia*				DNP - Injured							
TCU*				DNP - Injured							
Iowa State*				DNP - Injured							
at Kansas*				DNP - Injured							
at Oklahoma*				DNP - Injured							
Baylor*				DNP - Injured							
at Texas*				DNP - Injured							
at TCU*				DNP - Injured							
West Virginia*				DNP - Injured							
Texas Tech*				DNP - Injured							
at Oklahoma State*				DNP - Injured							
vs. West Virginia^				DNP - Injured							
vs. Baylor^				DNP - Injured							
vs. Michigan\$				DNP - Injured							

+ starts | * Big 12 | ^ Big 12 Championships | % WNIT | \$ NCAA Tournament

2017-18 GAME-BY-GAME

Opponent	Min	FG	3FG	FT	Reb	PF	A	TO	Bk	St	Pts
Stephen F. Austin+	18	1-5	0-1	3-6	0-1-1	2	1	1	1	1	5
Omaha				DNP - Injured							
Florida A&M	17	3-7	1-3	2-4	0-1-1	0	1	3	0	2	9
at North Texas	20	1-4	0-0	0-0	0-2-2	1	1	1	0	1	2
vs. UCLA	27	1-6	1-2	2-2	1-2-3	2	1	4	0	3	5
vs. Penn State	7	0-5	0-2	0-0	0-0-0	2	0	2	0	0	0
at Missouri	20	5-10	1-3	0-0	0-0-0	0	0	1	0	1	11
UT Arlington	16	4-7	1-2	1-5	0-0-0	0	0	1	0	0	10
Little Rock	20	1-2	0-0	0-0	0-2-2	0	1	2	0	1	2
Chicago State	16	1-1	1-1	0-0	0-1-1	1	5	1	0	0	3
Northern Iowa	11	0-3	0-2	0-0	0-3-3	1	0	1	0	0	0
Baylor*	9	1-3	1-1	0-0	0-0-0	0	0	1	0	0	3
at Oklahoma State*	22	5-11	1-3	1-1	0-0-0	3	1	1	0	1	12
at West Virginia*+	14	0-4	0-1	0-0	0-0-0	0	1	1	0	0	0
Texas*+	6	1-1	0-0	0-0	0-1-1	0	0	2	0	0	2
at Iowa State*	11	0-5	0-3	1-2	1-0-1	2	0	1	0	0	1
Oklahoma State*	10	1-5	1-1	0-0	1-0-1	2	1	2	0	0	3
Oklahoma*	10	2-6	0-2	0-0	0-1-1	1	0	2	0	0	4
at Baylor*	23	2-8	2-4	0-0	0-1-1	1	0	0	0	0	6
TCU*	12	0-1	0-0	0-0	0-2-2	1	0	1	0	0	0
at Kansas*	19	3-6	1-2	0-0	0-2-2	0	1	0	0	1	7
at Oklahoma*	26	2-8	1-3	1-1	1-2-3	0	1	2	0	1	6
Iowa State*	19	0-7	0-3	0-0	0-1-1	2	1	3	0	0	0
Texas Tech*	16	1-2	0-1	0-0	0-1-1	2	0	2	0	0	2
at Texas*	20	1-1	1-1	1-2	0-2-2	3	1	1	0	1	4
at TCU*	13	1-3	0-0	0-0	0-0-0	1	1	2	0	0	2
West Virginia*	13	1-1	0-0	0-0	0-2-2	0	0	0	0	1	2
Kansas*	20	1-4	1-2	0-0	0-0-0	1	0	0	0	0	3
at Texas Tech*	23	1-4	0-2	2-2	1-3-4	3	2	2	0	1	4
vs. Kansas^	13	0-4	0-2	1-2	1-0-1	2	0	2	0	0	1
vs. Baylor^	23	2-5	1-2	3-3	0-2-2	0	2	1	0	2	8
Saint Louis%	16	2-8	1-5	1-2	1-1-2	0	1	0	0	2	6
Utah%	17	1-4	0-2	2-2	0-1-1	1	1	3	0	0	4
UC Davis%	15	1-6	1-2	0-0	0-0-0	2	1	0	0	0	3

+ starts | * Big 12 | ^ Big 12 Championships | % WNIT | \$ NCAA Tournament

RACHEL RANKE | CAREER GAME-BY-GAME

2018-19 GAME-BY-GAME

Opponent	Min	FG	3FG	FT	Reb	PF	A	TO	Bk	St	Pts
Omaha+	35	4-13	3-12	0-0	0-5-5	1	0	0	0	2	11
North Texas+	40	4-9	3-5	2-4	0-8-8	2	1	1	1	1	13
UMKC+	26	1-7	0-2	3-3	0-3-3	1	2	2	1	1	5
vs. Syracuse+	30	2-8	1-7	0-0	0-4-4	1	2	4	0	0	5
vs. DePaul+	30	2-8	2-6	2-2	0-4-4	1	1	2	0	1	8
vs. Princeton+	32	5-10	2-7	3-3	0-4-4	1	1	1	0	2	15
Vanderbilt+	32	4-8	2-5	0-0	0-0-0	3	4	0	0	1	10
Lamar+	34	3-14	3-9	3-4	0-4-4	0	1	0	2	0	12
at Little Rock+	35	2-9	2-9	6-7	0-1-1	2	1	2	1	1	12
vs. Arizona State+	35	1-6	1-2	1-2	0-3-3	1	0	0	0	1	4
Central Arkansas+	31	5-9	4-8	3-3	2-1-3	1	1	0	1	1	17
Northern Iowa+	28	3-5	2-4	1-2	0-2-2	2	0	1	0	3	9
at Iowa State*+	32	3-7	1-3	1-2	1-2-3	0	1	4	1	1	8
Oklahoma*+	33	7-14	5-11	0-0	1-3-4	1	6	0	0	4	19
at Baylor*+	37	2-8	2-5	1-2	0-2-2	1	1	1	0	0	7
Kansas*+	36	4-11	2-8	0-0	0-3-3	4	1	3	0	0	10
Texas*+	27	2-6	2-5	0-0	0-1-1	0	2	2	0	0	6
at Texas Tech*+	34	4-10	1-7	2-2	1-2-3	0	0	0	0	1	11
Oklahoma State*+	31	1-11	1-7	0-0	0-5-5	1	0	0	1	2	3
at West Virginia*+	32	0-10	0-7	3-4	0-2-2	1	1	1	0	2	3
TCU*+	37	2-13	0-8	3-4	2-4-6	3	0	6	0	1	7
Iowa State*+	29	0-2	0-1	0-0	0-0-0	2	0	1	0	0	0
at Kansas*+	33	2-10	1-5	1-2	0-4-4	1	1	2	0	1	6
at Oklahoma*+	34	8-15	8-14	0-0	0-1-1	4	3	6	0	1	24
Baylor*+	33	2-8	2-7	0-0	0-1-1	2	1	1	1	2	6
at Texas*+	31	3-11	3-8	2-4	0-2-2	4	3	0	0	0	11
at TCU*+	32	3-12	1-8	0-0	0-2-2	4	3	0	0	0	7
West Virginia*+	30	4-9	2-7	1-2	0-6-6	0	1	4	0	0	11
Texas Tech*+	33	4-9	2-5	1-2	0-8-8	0	2	1	0	2	11
at Oklahoma State*+	32	6-9	4-6	0-0	0-3-3	1	0	3	0	0	16
vs. West Virginia^+	37	8-20	4-12	1-1	2-4-6	1	0	2	0	2	21
vs. Baylor^+	37	4-12	2-6	0-0	0-3-3	0	3	2	1	3	10
vs. Michigan\$+	29	4-10	3-7	0-0	1-2-3	0	0	4	0	0	11

+ starts | * Big 12 | ^ Big 12 Championships | % WNIT | \$ NCAA Tournament

2017-18 GAME-BY-GAME

Opponent	Min	FG	3FG	FT	Reb	PF	A	TO	Bk	St	Pts
Stephen F. Austin	27	4-14	1-8	1-1	1-6-7	1	2	0	2	3	10
Omaha+	37	7-13	6-12	0-0	0-2-2	2	1	0	1	1	20
Florida A&M+	34	7-15	5-11	4-4	0-4-4	2	1	0	0	1	23
at North Texas+	34	5-14	4-10	0-0	1-3-4	1	0	1	0	3	14
vs. UCLA+	28	3-12	2-7	2-4	0-5-5	2	0	1	0	0	10
vs. Penn State+	36	2-10	2-8	0-0	1-1-2	2	3	0	0	0	6
at Missouri+	34	3-5	0-0	0-0	0-1-1	1	0	0	0	0	6
UT Arlington+	34	3-10	1-6	1-2	0-0-0	0	4	1	0	5	8
Little Rock+	30	4-11	3-8	2-2	0-1-1	2	2	2	0	1	13
Chicago State	23	8-18	7-15	1-2	0-6-6	1	0	1	0	0	24
Northern Iowa	29	1-7	1-5	0-0	0-2-2	2	2	0	0	2	3
Baylor*	28	3-8	3-8	0-0	0-2-2	1	1	0	0	1	9
at Oklahoma Sate*	30	4-12	3-10	2-2	0-4-4	3	0	2	0	0	13
at West Virginia*	30	3-10	3-10	2-2	0-1-1	1	1	0	0	3	11
Texas*	36	4-8	3-5	0-0	0-2-2	3	0	2	1	1	11
at Iowa State*+	34	4-9	4-8	2-2	0-4-4	0	1	0	0	1	14
Oklahoma State*+	29	5-9	2-5	0-0	0-2-2	3	4	1	0	0	12
Oklahoma*+	35	4-14	3-13	2-2	0-4-4	3	1	1	0	1	13
at Baylor*+	29	0-9	0-8	0-0	0-2-2	2	1	0	0	0	0
TCU*+	35	6-14	4-11	0-0	0-6-6	2	1	0	0	0	16
at Kansas*+	26	3-11	2-5	1-2	1-4-5	0	0	2	0	1	9
at Oklahoma*+	31	2-13	2-13	0-2	0-3-3	2	0	2	0	2	6
Iowa State*+	34	2-12	2-7	0-0	0-5-5	2	2	1	1	2	6
Texas Tech*+	35	7-17	4-13	2-4	0-2-2	2	0	2	0	0	20
at Texas*+	27	3-8	2-5	2-2	0-1-1	4	0	2	1	0	10
at TCU*+	34	2-6	1-5	2-2	1-3-4	4	1	0	1	2	7
West Virginia*+	31	3-12	2-9	3-4	1-1-2	3	0	0	0	1	11
Kansas*+	30	6-10	5-8	2-2	0-4-4	2	1	1	2	2	19
at Texas Tech*+	31	9-17	6-13	2-2	2-5-7	1	1	3	0	2	26
vs. Kansas^+	34	3-13	1-9	3-4	1-7-8	0	4	0	0	0	10
vs. Baylor^	37	1-10	1-8	2-2	0-2-2	2	2	0	0	0	5
Saint Louis%+	30	5-10	3-5	4-4	3-7-10	0	1	2	0	0	17
Utah%+	27	2-10	1-7	1-2	0-4-4	1	1	2	0	0	6
UC Davis%+	23	2-9	0-3	0-0	0-3-3	0	1	1	0	0	4

+ starts | * Big 12 | ^ Big 12 Championships | % WNIT | \$ NCAA Tournament

ASHLEY RAY | CAREER GAME-BY-GAME

2018-19 GAME-BY-GAME

Opponent	Min	FG	3FG	FT	Reb	PF	A	TO	Bk	St	Pts
Omaha	2	0-0	0-0	0-0	0-0-0	0	0	0	0	0	0
North Texas	8	0-1	0-0	0-0	0-0-0	3	0	1	0	1	0
UMKC	4	1-3	0-0	0-0	0-1-1	2	0	1	0	0	2
vs. Syracuse	1	0-0	0-0	0-0	0-0-0	0	0	0	0	0	0
vs. DePaul	8	2-2	0-0	0-0	1-2-3	0	0	0	0	0	4
vs. Princeton	9	0-2	0-0	0-0	0-1-1	1	0	0	0	0	0
Vanderbilt	3	0-0	0-0	0-0	0-0-0	1	0	0	0	0	0
Lamar	3	1-3	0-0	0-0	1-1-2	0	0	0	0	0	2
at Little Rock	2	0-1	0-0	0-0	0-2-2	0	0	0	0	0	0
vs. Arizona State	3	0-0	0-0	0-0	0-0-0	0	0	0	0	0	0
Central Arkansas	12	1-2	0-0	2-2	0-0-0	2	1	2	0	0	4
Northern Iowa	12	2-2	0-0	1-1	1-1-2	0	0	1	1	1	5
at Iowa State*	16	2-3	0-0	0-0	1-4-5	2	0	1	3	0	4
Oklahoma*	11	2-2	0-0	1-2	1-1-2	3	1	2	0	1	5
at Baylor*	5	0-0	0-0	0-0	1-0-1	0	0	0	0	0	0
Kansas*	10	1-1	0-0	0-0	0-2-2	2	0	1	1	0	2
Texas*	16	2-2	0-0	1-1	1-1-2	2	0	1	0	0	5
at Texas Tech*+	14	1-1	0-0	0-0	2-0-2	0	0	2	0	0	2
Oklahoma State*+	16	1-3	0-0	0-0	0-4-4	1	0	2	0	0	2
at West Virginia*+	16	0-3	0-0	0-0	0-1-1	1	0	0	0	0	0
TCU*	4	0-1	0-0	0-0	0-0-0	0	0	0	0	0	0
Iowa State*	4	0-1	0-0	0-0	0-1-1	0	0	0	0	1	0
at Kansas*	2	1-1	0-0	0-0	0-0-0	2	0	0	0	0	2
at Oklahoma*	9	0-1	0-0	0-0	1-0-1	3	0	0	0	0	0
Baylor*	4	0-0	0-0	0-0	0-0-0	1	0	0	0	0	0
at Texas*	7	0-0	0-0	0-0	0-0-0	1	0	0	0	0	0
at TCU*	6	0-1	0-0	0-0	0-1-1	1	0	0	0	0	0
West Virginia*	12	1-4	0-0	0-0	2-0-2	0	0	1	0	0	2
Texas Tech*	2	0-0	0-0	0-0	0-0-0	2	0	0	0	0	0
at Oklahoma State*	7	0-1	0-0	0-0	0-0-0	2	0	1	0	0	0
vs. West Virginia^	9	0-1	0-0	0-0	2-0-2	1	0	0	0	0	0
vs. Baylor^	9	0-0	0-0	0-2	0-0-0	1	0	0	0	0	0
vs. Michigan\$	5	0-0	0-0-0	0-2	0-0-0	1	0	0	1	0	0

+ starts | * Big 12 | ^ Big 12 Championships | % WNIT | \$ NCAA Tournament

2017-18 GAME-BY-GAME

Opponent	Min	FG	3FG	FT	Reb	PF	A	TO	Bk	St	Pts
Stephen F. Austin	10	0-3	0-0	4-4	2-2-4	3	0	1	0	0	4
Omaha	9	4-4	0-0	1-2	1-1-2	0	0	2	1	0	9
Florida A&M	12	0-2	0-0	1-4	0-1-1	5	0	1	2	1	1
at North Texas	8	2-3	0-0	0-0	0-1-1	1	0	1	1	0	4
vs. UCLA	7	0-0	0-0	0-2	1-2-3	1	0	0	0	1	0
vs. Penn State	5	1-1	0-0	0-0	0-2-2	1	0	0	1	0	2
at Missouri	5	0-1	0-0	2-2	0-0-0	1	0	1	0	0	2
UT Arlington	6	0-1	0-0	0-2	0-1-1	5	0	0	0	0	0
Little Rock	8	1-1	0-0	0-0	0-1-1	2	0	1	1	0	2
Chicago State	18	4-6	0-0	1-4	4-3-7	0	0	2	2	1	9
Northern Iowa+	9	2-2	0-0	1-2	1-1-2	0	0	1	1	0	5
Baylor*+	18	0-3	0-0	0-0	1-1-2	2	0	0	0	0	0
at Oklahoma State*+ 10	0-1	0-0	0-0	0-0	0-0-3	3	0	0	0	0	0
at West Virginia*	6	0-0	0-0	0-0	0-0-0	2	0	0	2	0	0
Texas*	8	2-2	0-0	0-1	0-0-0	0	1	0	0	0	4
at Iowa State*	1	0-0	0-0	0-0	0-0-0	0	0	0	0	0	0
Oklahoma State*	4	0-1	0-0	0-0	0-0-0	0	0	0	1	0	0
Oklahoma*	3	0-0	0-0	0-0	0-0-0	1	0	1	0	0	0
at Baylor*	14	0-1	0-0	0-0	1-0-1	0	0	0	0	1	0
TCU*	DNP - Coach's Decision										
at Kansas*	5	0-1	0-0	0-0	0-1-1	0	0	0	0	1	0
at Oklahoma*	6	0-1	0-0	0-0	0-0-0	1	0	0	0	0	0
Iowa State*	3	0-1	0-0	1-2	1-0-1	0	0	0	0	0	0
Texas Tech*	DNP - Sick										
at Texas*	7	0-1	0-0	0-2	0-1-1	2	0	2	0	0	0
at TCU*	2	0-0	0-0	0-0	0-0-0	0	0	0	0	0	0
West Virginia*	1	0-0	0-0	0-0	0-0-0	0	0	0	0	0	0
Kansas*	3	0-0	0-0	0-0	0-0-0	0	0	0	0	0	0
at Texas Tech*	8	0-3	0-0	0-0	0-1-1	3	0	1	0	0	0
vs. Kansas ^	1	0-0	0-0	0-0	0-0-0	0	0	0	0	0	0
vs. Baylor ^	15	0-0	0-0	0-0	0-0-0	4	0	1	0	0	0
Saint Louis*	4	0-0	0-0	0-0	0-0-0	1	0	0	0	0	0
Utah*	4	0-0	0-0	0-0	0-1-1	1	0	2	0	0	0
UC Davis*	DNP - Coach's Decision										

ALISA WIGGINS | CAREER GAME-BY-GAME

2018-19 GAME-BY-GAME

Opponent	Min	FG	3FG	FT	Reb	PF	A	TO	Bk	St	Pts
Omaha	2	0-1	0-1	0-0	0-0-0	0	0	1	0	0	0
North Texas											
UMKC	2	0-2	0-1	0-0	2-0-2	0	0	0	0	0	0
vs. Syracuse	1	0-0	0-0	0-0	0-0-0	0	0	0	0	0	0
vs. DePaul	3	0-1	0-1	0-0	0-0-0	0	0	1	0	0	0
vs. Princeton	1	0-1	0-0	0-0	0-0-0	0	0	0	0	0	0
Vanderbilt											
Lamar											
at Little Rock											
vs. Arizona State											
Central Arkansas	6	1-1	1-1	0-0	0-0-0	0	0	1	0	0	3
Northern Iowa	2	0-2	0-0	0-0	0-0-0	0	0	0	0	0	0
at Iowa State*	3	0-1	0-1	0-0	0-0-0	0	0	0	0	0	0
Oklahoma*	2	0-0	0-0	0-0	0-0-0	0	0	0	0	0	0
at Baylor*											
Kansas*											
Texas*											
at Texas Tech*											
Oklahoma State*											
at West Virginia*	3	0-0	0-0	0-0	0	0	0	0	0	0	0
TCU*											
Iowa State*											
at Kansas*											
at Oklahoma*											
Baylor*	2	0-0	0-0	0-0	0-1-1	0	0	0	0	0	0
at Texas*											
at TCU*											
West Virginia*											
Texas Tech*											
at Oklahoma State*											
vs. West Virginia^	0+	0-0	0-0	0-0	0-0-0	0	0	1	0	0	0
vs. Baylor^											
vs. Michigan\$	1	0-0	0-0	0-0	0-0-0	0	1	0	0	0	0

+ starts | * Big 12 | ^ Big 12 Championships | % WNIT | \$ NCAA Tournament

2017-18 GAME-BY-GAME

Opponent	Min	FG	3FG	FT	Reb	PF	A	TO	Bk	St	Pts
Stephen F. Austin	7	1-1	1-1	1-2	0-0-0	1	0	1	0	0	4
Omaha	4	0-0	0-0	1-2	0-0-0	0	1	1	0	0	1
Florida A&M	5	1-1	1-1	1-2	0-0-0	0	0	2	0	0	4
at North Texas											
vs. UCLA	0	0-0	0-0	0-0	0-0-0	0	0	0	0	0	0
vs. Penn State											
at Missouri											
UT Arlington	3	0-2	0-0	0-0	0-0-0	0	0	0	0	0	0
Little Rock	3	0-1	0-0	3-4	0-0-0	0	0	0	0	0	3
Chicago State	3	0-1	0-0	0-0	0-1-1	0	0	0	0	0	0
Northern Iowa											
Baylor*	1	0-0	0-0	0-0	0-0-0	0	0	0	0	0	0
at Oklahoma State*											
at West Virginia*											
Texas*	1	0-0	0-0	0-0	0-0-0	0	0	0	0	0	0
at Iowa State*											
Oklahoma State*	1	0-0	0-0	0-0	0-0-0	0	0	0	0	0	0
Oklahoma*											
at Baylor*											
TCU*											
at Kansas*											
at Oklahoma*	6	2-5	0-0	0-0	0-0-0	0	1	1	0	0	4
Iowa State*	4	0-0	0-0	0-0	0-1-1	0	0	1	0	0	0
Texas Tech*	1	0-0	0-0	2-2	0-0-0	0	0	0	0	0	2
at Texas*	3	1-1	0-0	0-0	0-0-0	0	0	1	0	0	2
at TCU*											
West Virginia*											
Kansas*	1	0-0	0-0	1-2	0-0-0	0	0	0	0	0	1
at Texas Tech*	9	1-1	0-0	1-2	0-2-2	0	0	0	0	0	3
vs. Kansas^											
vs. Baylor^	2	0-0	0-0	0-0	0-0-0	0	0	0	0	0	0
Saint Louis%	2	0-0	0-0	0-0	0-0-0	0	0	1	0	0	0
Utah%	2	0-0	0-0	0-0	0-0-0	0	0	0	0	0	0
UC Davis%											

+ starts | * Big 12 | ^ Big 12 Championships | % WNIT | \$ NCAA Tournament

CHRISTIANNA CARR | CAREER GAME-BY-GAME

2018-19 GAME-BY-GAME

Opponent	Min	FG	3FG	FT	Reb	PF	A	TO	Bk	St	Pts
Omaha+	28	3-14	1-6	1-1	1-3-4	4	0	2	0	0	8
North Texas+	37	3-13	1-9	1-2	0-2-2	1	2	3	1	0	8
UMKC+	32	4-14	0-4	0-1	0-1-1	3	0	3	0	2	8
vs. Syracuse+	32	4-12	2-10	0-0	1-0-1	1	0	1	0	1	10
vs. DePaul	32	2-9	0-4	2-2	1-4-5	3	1	2	2	0	6
vs. Princeton	29	7-16	4-8	4-8	1-3-4	1	0	0	0	2	22
Vanderbilt+	30	7-16	5-11	2-2	2-1-3	2	1	1	0	0	21
Lamar+	22	1-7	1-6	0-0	1-2-3	2	0	1	0	2	3
at Little Rock+	35	2-7	1-4	1-2	0-4-4	3	1	4	0	0	6
vs. Arizona State+	34	2-7	0-4	3-4	0-1-1	3	0	1	1	0	7
Central Arkansas+	22	1-6	1-3	4-4	0-1-1	4	2	3	0	1	7
Northern Iowa+	28	3-10	3-7	2-2	1-3-4	1	0	2	0	0	11
at Iowa State*+	25	2-10	0-4	0-0	0-1-1	3	0	2	1	0	4
Oklahoma*+	29	5-12	4-8	0-0	1-1-2	3	3	3	0	0	14
at Baylor*+	30	2-12	1-8	0-0	2-5-7	3	3	1	1	1	5
Kansas*+	23	0-6	0-5	1-2	0-0-0	5	1	3	0	3	1
Texas*+	32	7-10	4-7	1-2	0-2-2	2	0	1	1	1	19
at Texas Tech*+	26	2-7	2-5	2-4	0-3-3	2	0	2	0	3	8
Oklahoma State*+	28	2-6	1-2	0-0	0-6-6	1	0	3	0	0	5
at West Virginia*+	34	2-9	0-5	3-6	1-2-3	2	0	1	1	1	7
TCU*+	26	2-5	2-5	0-0	1-0-1	4	0	2	0	0	6
Iowa State*+	39	3-10	3-6	3-4	0-1-1	2	1	2	0	1	12
at Kansas*+	32	3-9	0-3	2-2	1-3-4	3	1	1	0	0	8
at Oklahoma*+	19	6-9	3-6	0-0	1-1-2	4	1	5	0	1	15
Baylor*+	33	2-8	1-5	4-5	0-2-2	2	0	2	1	1	9
at Texas*+	28	3-9	1-5	0-0	0-1-1	1	0	2	0	1	7
at TCU*+	25	1-9	1-5	2-2	1-1-2	2	1	3	0	1	5
West Virginia*+	35	6-13	3-8	6-8	2-5-7	3	2	2	0	2	21
Texas Tech*+	29	4-12	2-7	0-0	0-2-2	1	2	3	1	1	10
at Oklahoma State*+	25	3-6	1-1	0-0	0-0-0	4	1	0	0	1	7
vs. West Virginia^+27	4-12	3-8	1-2	2-4-6	2	1	2	3	0	12	
vs. Baylor^+	27	3-14	2-6	4-4	2-1-3	2	0	2	0	1	12
vs. Michigan\$+	34	8-20	3-9	2-2	0-3-3	2	0	3	1	3	21

+ starts | * Big 12 | ^ Big 12 Championships | % WNIT | \$ NCAA Tournament

LAURA MACKE | CAREER GAME-BY-GAME

2018-19 GAME-BY-GAME

Opponent	Min	FG	3FG	FT	Reb	PF	A	TO	Bk	St	Pts
Omaha	3	0-0	0-0	0-0	0-1-1	1	0	1	0	0	0
North Texas	5	0-0	0-0	1-2	1-0-1	0	0	0	0	0	1
UMKC	4	0-0	0-0	0-0	1-0-1	1	1	0	0	1	0
vs. Syracuse	1	0-0	0-0	0-0	0-0-0	0	0	0	0	0	0
vs. DePaul	3	1-1	0-0	0-0	0-0-0	0	0	0	0	0	2
vs. Princeton	7	1-2	0-0	0-0	2-2-4	0	1	0	0	0	2
Vanderbilt	4	1-1	0-0	0-0	0-0-0	2	0	1	0	0	2
Lamar	7	0-0	0-0	0-0	0-2-2	1	1	0	0	0	0
at Little Rock											
vs. Arizona State	0+	0-0	0-0	0-0	0-0-0	0	0	0	0	0	0
Central Arkansas	5	0-0	0-0	0-0	0-1-1	0	1	0	0	0	0
Northern Iowa	5	0-1	0-0	0-0	1-2-3	2	0	0	0	0	0
at Iowa State*	10	1-1	1-1	0-0	1-0-1	2	0	0	0	0	3
Oklahoma*	6	2-2	0-0	0-0	1-1-2	1	0	2	1	0	4
at Baylor*	21	1-3	1-3	1-2	0-3-3	1	1	2	0	0	4
Kansas*	8	0-2	0-1	0-0	0-1-1	0	0	0	0	0	0
Texas*	0+	0-0	0-0	0-0	0-0-0	0	0	0	0	0	0
at Texas Tech*	0+	0-0	0-0	0-0	0-0-0	0	0	0	0	0	0
Oklahoma State*	3	0-0	0-0	0-0	1-1-2	0	0	2	0	0	0
at West Virginia*	5	0-0	0-0	0-2	0-0-0	0	0	0	0	0	0
TCU*											
Iowa State*	18	1-4	0-2	0-2	0-2-2	3	1	0	0	0	2
at Kansas*	17	1-2	0-1	0-0	1-2-3	3	0	0	0	0	2
at Oklahoma*	14	0-1	0-1	0-0	1-1-2	1	0	1	0	0	0
Baylor*	13	2-3	0-0	0-0	1-0-1	0	0	1	0	0	4
at Texas*	3	1-1	1-1	0-0	0-1-1	1	0	0	0	0	3
at TCU*	13	2-2	0-0	2-3	3-1-4	1	1	1	1	0	6
West Virginia*	22	1-1	0-0	0-2	3-2-5	0	0	0	0	0	2
Texas Tech*	20	2-4	1-2	0-0	0-0-0	1	2	2	0	0	5
at Oklahoma State*	8	0-0	0-0	0-0	0-0-0	0	1	0	0	0	0
vs. West Virginia^	20	1-2	1-2	0-0	2-1-3	3	0	1	0	2	3
vs. Baylor^	18	0-1	0-0	2-2	0-0-0	1	0	0	0	0	2
vs. Michigan\$	13	1-1	1-1	1-2	1-1-2	1	1	0	0	1	4

+ starts | * Big 12 | ^ Big 12 Championships | % WNIT | \$ NCAA Tournament

SAVANNAH SIMMONS | CAREER GAME-BY-GAME

2018-19 GAME-BY-GAME

Opponent	Min	FG	3FG	FT	Reb	PF	A	TO	Bk	St	Pts
Omaha											
North Texas											
UMKC	14	0-1	0-0	0-0	0-5-5	1	2	1	0	1	0
vs. Syracuse	14	0-2	0-1	0-0	0-1-1	2	0	2	0	0	0
vs. DePaul	15	0-0	0-0	0-0	0-4-4	0	0	4	0	1	0
vs. Princeton	7	0-1	0-0	0-0	0-0-0	1	0	0	0	1	0
Vanderbilt	9	1-1	1-1	0-0	0-0-0	0	0	2	0	0	3
Lamar	16	0-1	0-0	0-0	0-4-4	2	3	2	0	0	0

51ST SEASON • KANSAS STATE (21-12, 11-7 BIG 12) • T4TH IN BIG 12 • FIRST ROUND OF NCAA TOURNAMENT

- Kansas State women's basketball capped its 51st season of action with an overall record of 21-12 and was an at-large selection for the 2019 NCAA Tournament in the Albany region.
- Under the guidance of fifth year head coach **Jeff Mittie**, K-State made its fifth straight postseason appearance. Mittie is the second coach in school history (Lynn Hickey) to guide the program to five postseason appearances in their first five seasons with the program.
- K-State finished with an overall record above .500 for the fifth straight season. The Wildcats tied for fourth in Big 12 play and advanced at least one round in the Big 12 Women's Basketball Championships for the 17th time in program history.
- K-State swept the season series against Texas and Oklahoma for the first time since the Big 12 switched to a full round-robin schedule in the 2012-13 season. Both wins against Texas were Associated Press top-25 wins. This extended K-State's streak to 13 consecutive seasons with at least one win over an AP top 25 foe.
- Mittie secured his 100th career win at the helm of the Wildcats, reaching the mark on March 9, 2019, against West Virginia. Mittie is the fourth K-State women's basketball head coach to reach the 100-win mark during their K-State career. He was the third-fastest K-State head coach to 100 wins in program history.
- K-State was led by 2019 All-Big 12 First Team selections: **Kayla Goth** and **Peyton Williams** in the 2018-19 season. Williams (496) and Goth (410) were responsible for 42.6 percent of K-State's scoring in 2018-19.
- Over the last two seasons, the duo combined for 2,003 points which was 45.1 percent of K-State's point total during this time. Since the 2000-01 season, Goth and Williams rank third among the highest scoring tandems over a two-season span in program history, trailing only Nicole Ohlde and Kendra Wecker.
- Goth, a 2019 Nancy Lieberman Award candidate, led the Big 12 and ranked among the top-five in the nation with 226 assists (6.8 apg). She is the first player in program history to register consecutive seasons of 225 or more assists.
- The senior from DeForest, Wisconsin, was just one of three players in the nation to register 400 or more points and 225 or more assists in consecutive seasons. She is the first player in program history to reach this mark in back-to-back seasons and one of three players among the history of Big 12 schools to achieve the feat.
- Williams, a 2019 Katrina McClain Award candidate, led the team in scoring with a career-high average of 15.5 points on a .486 field goal percentage. She also pulled in a career-high 9.5 rebounds per game (303). She also led the team and the Big 12 for double-doubles with 14.
- The junior from Topeka, Kansas, was the third player in program history with 475 or more points and 300 or more rebounds in a season. Her 303 rebounds rank fourth in school history for a single season.
- Williams also garnered Big 12 All-Defensive Team honors, as



she tallied 37 blocked shots and 62 steals.

- K-State also remained successful in the classroom, as three players earned Academic All-Big 12 honors (1st: Goth, **Alisa Wiggins**, Williams).
- Williams earned Google Cloud Academic All-District VII First Team honors selected by CoSIDA.

TEAM ODDS & ENDS FROM THE 2018-19 SEASON

- K-State made its 16th NCAA Tournament appearance in program history and the 31st postseason appearance in the 51 seasons of the program.
- Kansas State became the 18th program in NCAA Division I history with 950 or more wins, reaching the milestone on February 27, 2019, with a 90-78 win over West Virginia. K-State is one of three programs in the Big 12 to reach the mark (Texas and Baylor).
- The Wildcats secured the 25th 20-win season in program history and the second in three seasons.
- Kansas State was 12-4 at home in the 2018-19 season and started the season with an eight-game home court winning streak. This was the 30th time in 51 seasons that the Wildcats reached double figures in home victories. This marked the 22nd season K-State has won 10 or more games in Bramlage Coliseum including five straight seasons.
- K-State registered seven road wins in the 2018-19 season and ended the season with a five-game road winning streak. The seven road wins were the most for K-State since the 2008-09 squad set the school record with 10 road wins.
- K-State head coach **Jeff Mittie** registered the 550th win of his coaching career, a 75-72 decision at TCU on Feb. 23, 2019.
- The Wildcats made 188 three-point field goals in the 2018-19 season. Kansas State has made 175 or more 3-point field goals in 18 of the last 19 seasons.

- Kansas State made 424 free throws in the 2018-19 season. This was the third straight season K-State made 400 or more free throws in a season and the first time to do so in three straight seasons since 1979-80 to 1990-91, a stretch of 12 consecutive seasons.
- **Kayla Goth** tied for second for assists in a single-season with 226. The 226 tied her career-high from the 2017-18 season.
- Goth set the school record for assists in a two-season span, as she registered 452 assists over the last two seasons.
- Goth finished her career with 540 assists to rank fourth in program history.
- Goth is the third player in program history with 1,000 or more points, 500 or more assists and 375 or more rebounds.
- **Peyton Williams** became the third player in program history with 475 or more points and 300 or more rebounds in a season.
- Williams was the first player since Kendra Wecker to average a double-double in Big 12 play (16.2 ppg; 10.0 rpg).
- Williams snared in the highest rebound average (9.5 rpg) in a season since Wecker (10.1 rpg) in 2004-05. Her rebounding total and average rank fourth in program history for a single season in each category.
- Williams tallied 14 double-doubles in the 2018-19 season to lead the Big 12. Her 14 double-doubles are tied for third in program history for a single season.
- **Rachel Ranke** has made 160 three-point field goals in her first two seasons as a Wildcat. The 160 three-pointers made are the second most to begin a K-State career since Laurie Koehn made 194 to open her career in 2000-01 and 2001-02.
- Ranke set the school record for career 3-point field goals made by a player 6'0" or taller (160).
- **Christianna Carr** is the fourth player in program history to register 325 or more points and 50 or more 3-point field goals made in a freshman season.

2018-19 K-STATE AWARDS & HONORS

Google Cloud Academic All-District VII First Team
Peyton Williams, Jr., F

All-Big 12 First Team
Kayla Goth, Sr., G
Peyton Williams, Jr., F

Big 12 All-Defensive Team
Peyton Williams, Jr., F

Big 12 All-Freshman Team
Christianna Carr, G

Waco Tribune Big 12 All-Freshman Team
Christianna Carr, G

Nancy Lieberman Award Watch List
Kayla Goth, Sr., G

Katrina McClain Award Watch List
Peyton Williams, Jr., F

USBWA Freshman of the Week
Christianna Carr, G (Jan. 22)
Christianna Carr, G (March 5)

NCAA Starting Five
Kayla Goth, Sr., G (Jan. 23)

Academic All-Big 12 First Team
Kayla Goth, Sr., G
Alisa Wiggins, So., G
Peyton Williams, Jr., F

Big 12 Player of the Week
Kayla Goth, Sr., G (Dec. 10)
Kayla Goth, Sr., G (Jan. 21)
Peyton Williams, Jr., F (March 6)

Big 12 Freshman of the Week
Christianna Carr, G (Jan. 21)
Christianna Carr, G (March 4)

College Sports Madness Big 12 Player of the Week
Kayla Goth, Sr., G (Dec. 10)
Peyton Williams, Jr., F (Dec. 31)
Kayla Goth, Sr., G (Jan. 21)

Cancun Challenge - Mayan Division All-Tournament Team
Peyton Williams, Jr., F

Preseason All-Big 12
Kayla Goth, Sr., G

Preseason All-Big 12 honorable mention
Peyton Williams, Jr., F

OVERALL STATISTICS

RECORD: 21-12 •• BIG 12: 11-7 •• NON-CONFERENCE: 10-5 •• HOME: 12-4 •• AWAY: 7-3 •• NEUTRAL: 2-5

82

#	Player	GP	GS	Min	Avg	FG	FGA	Pct	/-----3PT-----\			FT	FTA	Pct	/-----REB-----\				PF	FO	A	TO	Blk	Stl	Pts	Avg
									FG	FGA	Pct				O	D	T	Avg								
11	Williams, Peyton	32	31	1138	35.6	180	370	.486	21	72	.292	115	138	.833	89	214	303	9.5	47	0	67	71	37	62	496	15.5
10	Goth, Kayla	33	33	1237	37.5	140	337	.415	21	70	.300	109	149	.732	20	97	117	3.5	30	0	226	112	14	64	410	12.4
12	Ranke, Rachel	33	33	1077	32.6	109	323	.337	71	223	.318	40	55	.727	10	99	109	3.3	44	0	41	57	10	38	329	10.0
43	Carr, Christianna	33	31	967	29.3	109	339	.322	56	194	.289	51	71	.718	22	69	91	2.8	81	1	24	68	14	30	325	9.8
02	Goodrich, Cymone	1	0	16	16.0	2	4	.500	0	2	.000	4	4	1.000	0	4	4	4.0	4	0	0	3	0	2	8	8.0
25	Beard, Jasauen	33	7	685	20.8	86	219	.393	11	38	.289	56	88	.636	32	78	110	3.3	88	4	32	81	12	34	239	7.2
15	Jones, Kali	32	26	697	21.8	83	158	.525	0	0	.000	35	54	.648	77	74	151	4.7	84	2	15	29	40	26	201	6.3
13	Macke, Laura	31	0	277	8.9	19	35	.543	6	15	.400	7	17	.412	20	25	45	1.5	26	0	11	14	2	4	51	1.6
40	Lakes, Maary	13	0	96	7.4	10	21	.476	0	0	.000	1	5	.200	4	13	17	1.3	24	1	0	11	11	3	21	1.6
33	Ray, Ashley	33	4	251	7.6	18	42	.429	0	0	.000	5	10	.500	14	23	37	1.1	35	0	2	16	7	4	41	1.2
05	Wiggins, Alisa	13	0	28	2.2	1	9	.111	1	5	.200	0	0	.000	2	1	3	0.2	0	0	1	4	0	0	3	0.2
01	Simmons, Savannah	30	0	156	5.2	1	13	.077	1	4	.250	1	4	.250	1	22	23	0.8	14	0	8	16	0	4	4	0.1
TM	TEAM														51	76	127	3.8	0			17			0	
	Total	33				758	1870	.405	188	623	.302	424	595	.713	342	795	1137	34.5	477	8	427	499	147	271	2128	64.5
	Opponents	33				772	1986	.389	208	658	.316	374	500	.748	445	825	1270	38.5	545	7	467	531	92	272	2126	64.4

SCORE BY PERIODS:

	1st	2nd	3rd	4th	OT	Total
Kansas State	499	473	558	586	12	2128
Opponents	498	539	544	543	2	2126

DEADBALL REBOUNDS:

	TOTAL
Kansas State	113
Opponents	103

STATISTICS IN K-STATE NON-CONFERENCE GAMES

RECORD: 10-5 •• HOME: 7-0 •• AWAY: 1-0 •• NEUTRAL: 2-5

#	Player	GP	GS	Min	Avg	FG	FGA	Pct	/-----3PT-----\				/-----REB-----\								PF	FO	A	TO	Blk	Stl	Pts	Avg
									FG	FGA	Pct	FT	FTA	Pct	O	D	T	Avg	O	D								
11	Williams, Peyton	14	13	476	34.0	74	141	.525	7	25	.280	49	59	.831	37	86	123	8.8	14	0	34	30	13	24	204	14.6		
12	Ranke, Rachel	15	15	491	32.7	52	148	.351	34	101	.337	25	31	.806	5	48	53	3.5	17	0	17	21	7	19	163	10.9		
43	Carr, Christianna	15	13	448	29.9	54	177	.305	27	99	.273	27	36	.750	12	33	45	3.0	34	0	8	30	8	12	162	10.8		
10	Goth, Kayla	15	15	542	36.1	56	133	.421	8	26	.308	41	60	.683	8	42	50	3.3	10	0	95	49	10	28	161	10.7		
02	Goodrich, Cymone	1	0	16	16.0	2	4	.500	0	2	.000	4	4	1.000	0	4	4	4.0	4	0	0	3	0	2	8	8.0		
25	Beard, Jasauen	15	5	306	20.4	43	95	.453	3	13	.231	24	37	.649	15	40	55	3.7	40	2	21	43	5	16	113	7.5		
15	Jones, Kali	15	14	351	23.4	35	80	.438	0	0	.000	19	30	.633	39	37	76	5.1	37	0	8	14	27	11	89	5.9		
40	Lakes, Maary	11	0	73	6.6	9	16	.563	0	0	.000	1	4	.250	3	10	13	1.2	15	0	0	10	6	2	19	1.7		
13	Macke, Laura	14	0	95	6.8	5	9	.556	2	3	.667	4	6	.667	8	10	18	1.3	12	0	5	3	0	4	16	1.1		
33	Ray, Ashley	15	0	90	6.0	7	17	.412	0	0	.000	3	7	.429	5	8	13	0.9	12	0	1	5	2	2	17	1.1		
05	Wiggins, Alisa	9	0	18	2.0	1	8	.125	1	4	.250	0	0	.000	2	0	2	0.2	0	0	1	4	0	0	3	0.3		
01	Simmons, Savannah	13	0	94	7.2	1	6	.167	1	2	.500	1	2	.500	0	16	16	1.2	7	0	5	13	0	4	4	0.3		
TM	TEAM														21	43	64	4.3	0			8			0			
	Total	15				339	834	.406	83	275	.302	198	276	.717	155	377	532	35.5	202	2	195	233	78	124	959	63.9		
	Opponents	15				341	894	.381	86	271	.317	155	210	.738	191	371	562	37.5	255	2	200	238	38	121	923	61.5		

SCORE BY PERIODS:

	1st	2nd	3rd	4th	OT	Total
Kansas State	242	209	260	248	-	959
Opponents	229	247	213	234	-	923

DEADBALL REBOUNDS:

	TOTAL
Kansas State	43
Opponents	44

STATISTICS IN K-STATE BIG 12 CONFERENCE GAMES

RECORD: 11-7 •• HOME: 5-4 •• AWAY: 6-3

#	Player	GP	GS	Min	Avg	FG	FGA	Pct	/-----3PT-----\				FT	FTA	Pct	/-----REB-----\				PF	FO	A	TO	Blk	Stl	Pts	Avg
									FG	FGA	Pct	O				D	T	Avg									
11	Williams, Peyton	18	18	662	36.8	106	229	.463	14	47	.298	66	79	.835	5	128	180	10.0	33	0	33	41	24	38	292	16.2	
10	Goth, Kayla	18	18	695	38.6	84	204	.412	13	44	.295	68	89	.764	12	55	67	3.7	20	0	131	63	4	36	249	13.8	
12	Ranke, Rachel	18	18	586	32.6	57	175	.326	37	122	.303	15	24	.625	5	51	56	3.1	27	0	24	36	3	19	166	9.2	
43	Carr, Christianna	18	18	519	28.8	55	162	.340	29	95	.305	24	35	.686	10	36	46	2.6	47	1	16	38	6	18	163	9.1	
25	Beard, Jasauen	18	2	379	21.1	43	124	.347	8	25	.320	32	51	.627	17	38	55	3.1	48	2	11	38	7	18	126	7.0	
15	Jones, Kali	17	12	346	20.4	48	78	.615	0	0	.000	16	24	.667	38	37	75	4.4	47	2	7	15	13	15	112	6.6	
13	Macke, Laura	17	0	182	10.7	14	26	.538	4	12	.333	3	11	.273	12	15	27	1.6	14	0	6	11	2	0	35	2.1	
33	Ray, Ashley	18	4	161	8.9	11	25	.440	0	0	.000	2	3	.667	9	15	24	1.3	23	0	1	11	5	2	24	1.3	
40	Lakes, Maary	2	0	23	11.5	1	5	.200	0	0	.000	0	1	.000	1	3	4	2.0	9	1	0	1	5	1	2	1.0	
05	Wiggins, Alisa	4	0	10	2.5	0	1	.000	0	1	.000	0	0	.000	0	1	1	0.3	0	0	0	0	0	0	0	0.0	
01	Simmons, Savannah	17	0	62	3.6	0	7	.000	0	2	.000	0	2	.000	1	6	7	0.4	7	0	3	3	0	0	0	0.0	
TM	TEAM														30	33	63	3.5	0			9			0		
	Total	18				419	1036	.404	105	348	.302	226	319	.708	187	418	605	33.6	275	6	232	266	69	147	1169	64.9	
	Opponents	18				431	1092	.395	122	387	.315	219	290	.755	254	454	708	39.3	290	5	267	293	54	151	1203	66.8	

SCORE BY PERIODS:

	1st	2nd	3rd	4th	OT	Total
Kansas State	257	264	298	338	12	1169
Opponents	269	292	331	309	2	1203

2018-19 TEAM GAME-BY-GAME HIGHS

OPPONENT	DATE	SCORE	POINTS	REBOUNDS	ASSISTS	STEALS	BLOCKS
Omaha	11/12	W, 61-46	12, Beard	10, Williams	4, Goth & Williams	2, four tied	3, Williams
North Texas	11/16	W, 60-42	21, Goth	11, Jones	7, Goth	3, Goth	1, Ranke & Carr
UMKC	11/18	W, 61-50	14, Jones	10, Williams	7, Goth	2, three tied	3, Jones
vs. (14/15) Syracuse	11/22	L, 61-70	14, Williams	8, Williams	6, Williams	3, Williams	1, Williams & Jones
vs. (16/16) DePaul	11/23	L, 59-79	17, Beard	6, Williams	4, Goth	3, Beard	2, Carr
vs. Princeton	11/24	W, 80-61	23, Williams	7, Williams	8, Goth	3, Goth	3, Jones
Vanderbilt	12/2	W, 72-61	21, Carr	14, Williams	9, Goth	3, Goth & Williams	1, three tied
Lamar	12/5	W, 73-55	20, Goth	12, Williams	10, Goth	2, Goth & Carr	9, Jones
at Little Rock	12/8	W, 53-47	15, Goth	8, Williams	3, Goth	1, three tied	3, Jones
vs. (17/19) Arizona State	12/16	L, 51-65	19, Goth	12, Williams	2 Goth & Williams	1, Ranke	3, Goth
Central Arkansas	12/20	W, 70-54	17, Ranke	6, Williams & Jones	6, Goth	3, Williams & Goth	3, Jones
Northern Iowa	12/29	W, 72-62	22, Williams	13, Williams	7, Goth	3, Ranke	3, Lakes
at (25/rv) Iowa State	1/2	L, 58-96	17, Goth	11, Williams	10, Goth	1, three tied	3, Ray
Oklahoma	1/5	W, 86-56	19, Ranke	12, Williams	6, Williams & Ranke	4, Ranke	3, Lakes
at (4/4) Baylor	1/9	L, 50-65	18, Williams	10, Williams	3, Goth & Carr	3, Williams	1, Williams & Carr
Kansas	1/13	L, 54-61	19, Williams	8, Williams & Beard	7, Goth	4, Goth	5, Williams
(11/11) Texas	1/16	W, 87-69	20, Goth	8, Williams	12, Goth	3, Beard	1, Carr & Jones
at Texas Tech	1/19	W, 66-62	18, Williams	7, Williams	9, Goth	3, three tied	1, three tied
Oklahoma State	1/23	W, 59-48	23, Williams	10, Williams	6, Goth	3, Goth	2, Williams
at West Virginia	1/26	L, 60-30	8, Goth & Williams	12, Williams	4, Goth	2, Goth & Ranke	1, four tied
TCU	1/30	L, 61-47	17, Goth	8, Williams	4, Goth & Williams	3, Williams	-
(23/25) Iowa State	2/2	L, 81-52	15, Williams & Goth	9, Williams	6, Goth	1, four tied	2, Williams
at Kansas	2/6	W, 72-62 (ot)	26, Williams	13, Williams	10, Goth	6, Williams	-
at Oklahoma	2/10	W, 83-75	24, Ranke	10, Williams	12, Goth	4, Williams & Goth	1, Williams & Beard
(1/1) Baylor	2/13	L, 71-48	11, Williams	9, Jones	3, Goth	3, Williams	1, three tied
at (15/15) Texas	2/17	W, 69-60	15, Goth	14, Williams	7, Goth	1, four tied	3, Jones
at TCU	2/23	W, 75-72	18, Williams	9, Williams	7, Goth	4, Goth	2, Williams
(rv/-) West Virginia	2/27	W, 90-79	30, Goth	7, Carr	7, Goth	4, Goth	4, Williams
Texas Tech	3/2	W, 75-67	24, Williams	15, Williams	12, Goth	3, Williams	2, Williams & Jones
at Oklahoma State	3/4	W, 68-58	24, Williams	14, Williams	7, Goth	4, three tied	1, three tied
vs. West Virginia	3/9	W, 72-59	22, Williams	6, three tied	13, Goth	5, Beard	3, Carr
vs. (1/1) Baylor	3/10	L, 88-60	12, Williams & Carr	7, Williams	4, Goth	3, Ranke	1, three tied
vs. (-/rv) Michigan	3/22	L, 84-54	21, Carr	4, Williams	6, Goth	6, Williams	1, four tied

KANSAS STATE STARTING LINEUPS

Guard	Guard	Guard/Forward	Guard/Forward	Forward/Center	18-19	All-Time	Games
Goth	Ranke	Carr (G)	Beard (F)	Williams (F)	1-2	1-2	1, 15-16
Goth	Ranke	Carr (G)	Beard (F)	Jones (F)	2-0	2-0	2, 3
Goth	Ranke	Carr (G)	Jones (F)	Williams (F)	14-8	14-8	4, 7-14, 21-33
Goth	Ranke	Beard (F)	Jones (F)	Williams (F)	1-1	1-1	5, 6
Goth	Ranke	Carr (G)	Ray (F)	Williams (F)	3-1	3-1	17-20

DATE	OPPONENT	FG-FGA	PCT.	3P-3PA	PCT.	FT-FTA	PCT.	OR-DR-RB	A	TO	B	S	PF	1Q	2Q	1H	3Q	4Q	2H	OT	PTS
11/12/18	Omaha	18-57	.316	4-11	.364	6-10	.600	9-28-37	8	19	2	8	18	17	13	30	11	5	16	-	46
	at K-State	21-57	.368	4-23	.174	15-22	.682	10-33-43	11	15	8	10	15	13	9	22	17	22	39	-	61
11/16/18	North Texas	16-55	.291	5-18	.278	5-10	.500	13-21-34	9	18	0	4	20	10	11	21	16	5	21	-	42
	at K-State	22-48	.458	5-16	.313	11-21	.524	8-26-34	12	16	2	9	18	22	13	35	11	14	25	-	60
11/18/18	UMKC	17-59	.288	11-29	.379	5-12	.417	14-24-38	12	15	3	9	11	10	16	26	7	17	24	-	50
	at K-State	27-68	.397	2-13	.154	5-8	.625	19-31-50	18	15	7	10	18	14	14	28	14	19	33	-	61
11/22/18	(14/15) Syracuse	29-56	.518	6-21	.286	6-6	1.000	7-25-32	14	21	7	13	15	23	17	40	6	24	30	-	70
	vs. K-State	22-59	.373	4-21	.190	13-14	.929	13-19-32	14	19	2	8	7	18	13	31	17	13	30	-	61
11/23/18	K-State	25-50	.500	2-12	.167	7-9	.778	6-29-35	11	25	3	7	11	12	8	20	21	18	39	-	59
	vs. (16/16) DePaul	27-65	.467	12-40	.300	13-13	1.000	9-20-29	20	12	2	13	13	21	24	45	18	16	34	-	79
11/24/18	K-State	27-57	.474	9-19	.474	17-24	.708	7-31-38	15	6	5	10	13	21	13	34	26	20	46	-	80
	vs. Princeton	17-56	.304	10-31	.323	17-20	.850	8-25-33	12	11	3	3	21	15	27	42	8	11	19	-	61
12/2/18	Vanderbilt	22-57	.386	5-10	.500	12-18	.667	15-21-36	13	14	1	6	15	14	10	24	12	25	36	-	61
	at K-State	26-52	.500	11-22	.500	9-15	.600	7-21-28	18	14	3	7	19	21	20	41	17	14	31	-	72
12/5/18	Lamar	23-77	.299	3-20	.150	6-10	.600	19-23-42	5	12	2	11	20	15	14	29	9	17	26	-	55
	at K-State	27-61	.443	5-18	.278	14-16	.875	10-36-46	18	16	12	5	11	14	19	33	23	17	40	-	73
12/8/18	K-State	17-45	.378	5-16	.313	14-18	.778	9-25-34	6	17	6	3	10	18	13	31	11	11	22	-	53
	at Little Rock	17-51	.333	5-14	.357	8-8	1.000	9-21-30	12	17	1	9	17	7	13	20	16	11	27	-	47
12/16/18	(17/19) Arizona St.	26-60	.433	1-9	.111	12-15	.800	10-29-39	15	8	2	7	16	21	8	29	19	17	36	-	65
	vs. K-State	18-51	.353	1-11	.091	14-18	.778	6-25-31	4	13	4	1	15	17	9	26	15	10	25	-	51
12/20/18	Central Arkansas	19-51	.373	5-10	.500	11-12	.917	12-17-29	11	18	1	5	20	13	9	22	8	24	32	-	54
	at K-State	22-50	.440	8-19	.421	18-24	.750	14-20-34	16	17	8	9	11	10	16	26	20	24	44	-	70
12/29/18	Northern Iowa	23-64	.359	6-22	.273	10-14	.714	18-21-39	13	15	3	9	19	16	13	29	20	13	33	-	62
	at K-State	24-54	.444	6-15	.400	18-26	.692	14-24-38	16	17	7	7	11	12	20	32	25	15	40	-	72
1/2/19	K-State	24-60	.400	3-15	.200	7-11	.636	13-21-34	11	20	9	3	17	22	12	34	10	14	24	-	58
	at (25/rv) Iowa State	36-79	.456	16-33	.485	8-10	.800	22-25-47	22	11	8	10	13	19	27	46	19	31	50	-	96
1/5/19	Oklahoma	14-50	.280	5-22	.227	23-30	.767	15-16-31	10	24	0	8	17	13	12	25	13	18	31	-	56
	at K-State	32-59	.542	11-23	.478	11-14	.786	12-22-34	24	18	6	12	23	18	26	44	20	22	42	-	86
1/9/19	K-State	18-56	.321	7-26	.269	7-11	.636	7-25-32	8	9	2	4	14	11	14	25	17	8	25	-	50
	at (4/4) Baylor	29-63	.460	0-4	.000	7-11	.636	11-33-44	18	8	8	5	10	18	16	34	16	15	31	-	65
1/13/19	Kansas	22-64	.344	2-12	.167	15-22	.682	18-26-44	8	13	2	8	18	11	21	32	14	15	29	-	61
	at K-State	18-52	.346	2-21	.095	16-23	.696	8-26-34	10	19	6	10	22	11	9	20	16	18	34	-	54
1/16/19	(11/11) Texas	25-57	.439	8-20	.400	11-14	.786	14-16-30	13	14	0	7	16	13	10	23	20	26	46	-	69
	at K-State	30-56	.536	11-19	.579	16-18	.889	11-17-28	18	10	2	6	9	23	19	42	18	27	45	-	87
1/19/19	K-State	24-53	.453	5-18	.278	13-20	.650	12-20-32	11	15	3	12	11	13	20	33	8	25	33	-	66
	at Texas Tech	25-65	.385	6-32	.188	6-9	.667	19-19-38	13	18	2	8	14	11	13	24	21	17	38	-	62
1/23/19	Oklahoma State	17-72	.236	5-27	.185	9-10	.900	16-28-44	11	12	4	10	14	3	19	22	10	16	26	-	48
	at K-State	22-59	.373	4-12	.333	11-19	.579	11-38-49	9	14	6	7	10	12	7	19	15	25	40	-	59
1/26/19	K-State	11-55	.200	0-18	.000	8-14	.571	11-16-27	5	9	4	6	15	9	7	16	10	4	14	-	30
	at West Virginia	22-55	.400	6-18	.333	10-15	.667	18-35-53	13	17	1	6	12	8	16	24	24	12	36	-	60
1/30/19	TCU	20-48	.417	9-25	.360	12-16	.750	10-19-29	14	16	2	15	19	18	9	27	15	19	34	-	61
	at K-State	16-45	.356	3-18	.167	12-16	.750	9-18-27	8	21	0	7	17	9	9	18	12	17	29	-	47
2/2/19	(23/25) Iowa State	27-59	.458	11-29	.379	16-19	.842	9-35-44	14	9	5	5	15	19	15	34	26	21	47	-	81
	at K-State	18-57	.316	6-17	.353	10-17	.588	7-22-29	11	9	3	4	14	9	8	17	20	15	35	-	52
2/6/19	K-State	28-70	.400	3-17	.176	13-15	.867	13-27-40	15	15	0	12	13	21	13	34	11	15	26	12	72
	at Kansas	23-57	.404	5-22	.227	11-14	.786	9-30-39	14	23	6	6	20	27	7	34	15	11	26	2	62
2/10/19	K-State	30-66	.455	14-28	.500	9-15	.600	15-16-31	20	20	2	11	21	18	24	42	19	22	41	-	83
	at Oklahoma	25-55	.455	8-19	.421	17-21	.810	14-24-38	17	26	1	13	19	12	17	29	20	26	46	-	75
2/13/19	(1/1) Baylor	29-50	.580	2-4	.500	11-14	.786	7-33-40	21	20	4	8	16	21	19	40	21	10	31	-	71
	at K-State	16-60	.267	4-24	.167	12-16	.750	12-17-29	6	14	3	8	14	9	13	22	12	14	26	-	48
2/17/19	K-State	23-62	.371	10-23	.435	13-21	.619	11-28-39	13	8	3	4	13	7	20	27	18	24	42	-	69
	at (15/15) Texas	21-63	.333	8-21	.381	10-14	.714	14-28-42	13	13	0	4	18	13	13	26	20	14	34	-	60
2/23/19	(rv/-) K-State	28-57	.491	3-17	.176	16-21	.762	10-23-33	15	19	5	12	19	22	14	36	22	17	39	-	75
	at TCU	20-53	.377	10-24	.417	22-30	.733	12-20-32	17	19	7	10	18	16	20	36	21	15	36	-	72
2/27/19	(rv/-) West Virginia	26-69	.377	8-25	.320	19-26	.731	13-21-34	12	14	0	11	23	12	23	35	25	19	44	-	79
	at (rv/-) K-State	28-55	.509	6-22	.273	28-34	.824	8-30-38	14	18	5	8	18	16	19	35	21	34	55	-	90
3/2/19	Texas Tech	27-67	.403	5-18	.278	8-10	.800	16-18-34	19	17	0	12	13	21	17	38	19	10	29	-	67
	at (rv/-) K-State	28-56	.500	7-18	.389	12-18	.667	11-26-37	21	18	7	7	11	19	20	39	24	12	36	-	75
3/4/19	(rv/-) K-State	25-58	.431	6-12	.500	12-16	.750	6-26-32	13	10	3	14	14	8	10	18	25	25	50	-	68
	at Oklahoma State	23-66	.348	8-32	.250	4-5	.800	17-28-45	18	19	4	5	15	14	18	32	12	14	26	-	58
3/9/19	(rv/-) K-State	24-68	.353	9-29	.310	15-18	.833	14-24-38	16	14	4	18	16	21	14	35	15	22	37	-	72
	vs. West Virginia	19-50	.380	4-13	.308	17-22	.773	9-31-40	14	25	1	8	16	8	21	29	14	16	30	-	59
3/9/19	(rv/-) K-State	17-59	.288	5-19	.263	21-26	.808	12-20-32	9	12	3	5	16	18	11	29	16	15	31	-	60
	vs. (1/1) Baylor	33-73	.452	4-10	.400	18-26	.692	22-32-54	20	12	8	7	17	21	26	47	29	12	41	-	88
3/22/19	(rv/-) K-State	20-55	.364	7-22	.318	7-17	.412	6-13-19	11	17	4	15	11	11	17	28	12	14	26	-	54
	vs. (-/rv) Michigan	35-63	.556	5-13	.385	9-14	.643	17-33-50	22	21	2	9	17	18	25	43	20	21	41	-	84

Most First Quarter PointsK-State 23, vs. Texas (1/16/19)
Opp. 27, Kansas (2/6/19)**Most Second Quarter Points**K-State 26, vs. Oklahoma (1/5/19)
Opp. 27, twice**Most First Half Points**K-State 44, vs. Oklahoma (1/5/19)
Opp. 47, Baylor (3/10/19)**Most Third Quarter Points**K-State 26, vs. Princeton (1/24/18)
Opp. 29, Baylor (3/10/19)**Most Fourth Quarter Points**K-State 34, vs. WVU (2/27/19)
Opp. 31, Iowa State (1/2/19)**Most Second Half Points**K-State 55, vs. WVU (2/27/19)
Opp. 50, Iowa State (1/2/19)**Fewest First Quarter Points**K-State 7, at Texas (2/17/19)
Opp. 3, Okla. St. (1/23/19)**Fewest Second Quarter Points**K-State 7, twice
Opp. 7, Kansas (2/6/19)**Fewest First Half Points**K-State 16, at WVU (1/26/19)
Opp. 20, Little Rock (12/8/18)**Fewest Third Quarter Points**K-State 10, twice
Opp. 6, Syracuse (11/22/18)**Fewest Fourth Quarter Points**K-State 4, at W. Virginia (1/26/19)
Opp. 5, twice**Fewest Second Half Points**K-State 14, at W. Virginia (1/26/19)
Opp. 16, Omaha (11/12/18)**2018-19 INDIVIDUAL SEASON-HIGHS**

KANSAS STATE	CATEGORY	OPPONENT
30, Kayla Goth, vs. West Virginia (2/27/19)	Points	33, Ana Llanusa, Oklahoma (2/10/19)
10, Peyton Williams, twice	Field Goals Made	11, Brittany Brewer, Texas Tech (1/19/19)
20, Rachel Ranke, vs. West Virginia (3/9/19)	Field Goals Attempted	27, Tynice Martin, West Virginia (2/27/19)
20, Christianna Carr, vs. Michigan (3/22/19)		
1,000, Kali Jones (5-5), at TCU (2/23/19)	FG Pct. (min. 5 made)	.857, Kianna Ray, TCU (1/30/19)
8, Rachel Ranke, at Oklahoma (2/10/19)	3-Pt. FG Made	5, four tied
14, Rachel Ranke, at Oklahoma (2/10/19)	3-Pt. FG Att.	14, Chrislyn Carr, Texas Tech (1/19/19)
		14, Ana Llanusa, Oklahoma (2/10/19)
.667, Rachel Ranke, at Oklahoma State (3/4/19)	3-Pt. FG Pct. (min. 5 attempts)	.800, Sydney Chastain, Little Rock (12/8/18)
11, Kayla Goth, vs. West Virginia (2/27/19)	Free Throws Made	11, Jordan Moore, TCU (2/23/19)
12, Kayla Goth, vs. West Virginia (2/27/19)	Free Throws Attempted	12, Jordan Moore, TCU (2/23/19)
1,000, Jasauen Beard (6-6), vs. Syracuse (11/22/18)	Free Throw Pct. (min. 5 attempts)	1,000, six tied
1,000, Kayla Goth, twice		
1,000, Peyton Williams, three times		
6, Kali Jones, twice	Offensive Rebounds	9, Lauren Cox, Baylor (3/10/19)
6, Peyton Williams, twice		
13, Peyton Williams, at Oklahoma State (3/4/19)	Defensive Rebounds	13, Leilah Vigil, UMKC (11/18/18)
15, Peyton Williams, vs. Texas Tech (3/2/19)	Rebounds	16, Leilah Vigil, UMKC (11/18/18)
13, Kayla Goth, vs. West Virginia (3/9/19)	Assists	9, Sug Sutton, Texas (2/17/19)
6, Kayla Goth, three times	Turnovers	10, Naomi Davenport, West Virginia (3/9/19)
6, Jasauen Beard, vs. Lamar (12/5/18)		
6, Rachel Ranke, twice		
9*, Kali Jones, vs. Lamar (12/5/18)	Blocked Shots	5, Jordan Moore, TCU (2/17/19)
6, Peyton Williams, twice	Steals	6, Lauren Heard, TCU (1/30/19)
45, Kayla Goth, at Kansas (2/6/19)	Minutes Played	44, Kylee Kopatich, Kansas (2/6/19)

* - school record

2018-19 TEAM SUPERLATIVES

K-STATE HIGH	K-STATE LOW	CATEGORY	OPPONENT HIGH	OPPONENT LOW
90, vs. West Virginia (2/27/19)	30, at West Virginia (1/26/19)	Points	96, Iowa State (1/2/19)	42, North Texas (11/16/18)
32, vs. Oklahoma (1/5/19)	11, at West Virginia (1/26/19)	Field Goals	36, Iowa State (1/2/19)	14, Oklahoma (1/5/19)
70, at Kansas (2/6/19)	45, twice	Field Goals Attempted	79, Iowa State (1/2/19)	48, TCU (1/30/19)
.542, vs. Oklahoma (1/5/19)	.200, at West Virginia (1/26/19)	FG Pct.	.580, Baylor (2/13/19)	.236, Oklahoma State (1/23/19)
14, at Oklahoma (2/10/19)	0, at West Virginia (1/26/19)	3-Pt. FG Made	16, Iowa State (1/2/19)	0, Baylor (1/9/19)
29, vs. West Virginia (3/9/19)	11, vs. Arizona State (12/16/18)	3-Pt. FG Att.	40, DePaul (11/18/18)	4, Baylor, twice
.579, vs. Texas (1/16/19)	.000, at West Virginia (1/26/19)	3-Pt. FG Pct.	.500, three times	.000, Baylor (1/9/19)
28, vs. West Virginia (2/27/19)	5, vs. UMKC (11/18/18)	Free Throws	23, Oklahoma (1/5/19)	4, Oklahoma State (3/4/19)
34, vs. West Virginia (2/27/19)	8, vs. UMKC (11/18/18)	Free Throws Attempted	30, twice	5, Oklahoma State (3/4/19)
.929, vs. Syracuse (11/22/18)	.412, vs. Michigan (3/22/19)	Free Throw Pct.	1,000, three times	.417, UMKC (11/18/18)
19, vs. UMKC (11/18/18)	6, four times	Offensive Rebounds	22, twice	7, twice
38, vs. Oklahoma State (1/23/19)	13, vs. Michigan (3/22/19)	Defensive Rebounds	35, twice	16, twice
50, vs. UMKC (11/18/18)	19, vs. Michigan (3/22/19)	Rebounds	54, Baylor (3/10/19)	29, three times
23, vs. Oklahoma (1/5/19)	7, vs. Syracuse (11/22/18)	Fouls	23, West Virginia (2/27/19)	10, Baylor (1/9/19)
24, vs. Oklahoma (1/5/19)	4, vs. Arizona State (12/16/18)	Assists	22, twice	5, Lamar (12/5/18)
25, vs. DePaul (11/23/18)	6, vs. Princeton (11/24/18)	Turnovers	26, Oklahoma (2/10/19)	8, twice
12, vs. Lamar (12/5/18)	0, twice	Blocked Shots	8, three times	0, five times
18, vs. West Virginia (3/9/19)	1, vs. Arizona State (12/16/18)	Steals	15, TCU (1/30/19)	3, Princeton (11/24/18)
.786 (2Q), vs. Oklahoma (1/5/19)	.100 (4Q), at West Virginia (1/26/19)	FG Pct. in a Qtr	.769 (1Q), Kansas (2/6/19)	.067 (1Q), Oklahoma State (1/23/19)
.640 (2H), vs. West Virginia (2/27/19)	.200 (2H), at West Virginia (1/26/19)	FG Pct. in a Half	.615 (2H), Michigan (3/22/19)	.172 (2H), Princeton (11/24/18)
1,000 (2H), at Oklahoma State (3/4/19)	.000, six times	3-Pt. FG Pct. in a Half	.750 (1H), Vanderbilt (12/2/18)	.000, three times
1,000 (1H), five times	.000 (1H), vs. Vanderbilt (12/2/18)	FT Pct. in a Half	1,000, nine times	.000 (1H), Texas Tech (1/19/19)

2018-19 POINTS-REBOUNDS-ASSISTS

OPPONENT	1 SIMMONS	2 GOODRICH	3 BATES	5 WIGGINS	10 GOTH	11 WILLIAMS	12 RANKE	13 MACKIE	15 JONES	25 BEARD	33 RAY	43 CARR	50 LEE
Omaha	DNP-INJ	8-4-0	DNP-RS	0-0-0	4-4-4	10-10-4	11-5-0	0-1-0	4-4-1	12-5-2	0-0-0	8-4-0	DNP-INJ
North Texas	DNP-INJ	DNP-INJ	DNP-RS	DNP-CD	21-4-7	DNP-CD	13-8-1	1-1-0	14-11-2	3-4-0	0-0-0	8-2-2	DNP-INJ
UMKC	0-5-2	DNP-INJ	DNP-RS	0-2-0	7-6-7	13-10-4	5-3-2	0-1-1	14-9-1	6-5-1	2-1-0	8-1-0	DNP-INJ
vs. (14/15) Syracuse	0-1-0	DNP-INJ	DNP-RS	0-0-0	10-4-5	14-8-6	5-4-2	0-0-0	10-2-0	12-5-1	0-0-0	10-1-0	DNP-INJ
vs. (16/16) DePaul	0-4-0	DNP-INJ	DNP-RS	0-0-0	2-0-4	10-6-1	8-4-1	2-0-0	4-21	17-2-3	4-3-0	6-5-1	DNP-INJ
vs. Princeton	0-0-0	DNP-INJ	DNP-RS	0-0-0	9-5-8	23-7-1	15-4-1	2-4-1	6-5-0	3-2-4	0-1-0	22-4-0	DNP-INJ
Vanderbilt	3-0-0	DNP-INJ	DNP-RS	DNP-CD	14-3-9	16-14-2	10-0-4	2-0-0	0-4-0	6-2-2	0-0-0	21-3-1	DNP-INJ
Lamar	0-4-3	DNP-INJ	DNP-RS	DNP-CD	20-3-10	18-12-3	12-4-1	0-2-1	10-10-0	8-3-0	2-2-0	3-3-0	DNP-INJ
at Little Rock	0-0-0	DNP-INJ	DNP-RS	DNP-CD	15-6-3	12-8-0	12-1-1	DNP-CD	2-4-0	6-6-1	0-2-0	6-4-1	DNP-INJ
vs. (17/19) Arizona State	0-0-0	DNP-INJ	DNP-RS	DNP-CD	19-3-2	17-12-2	4-3-0	0-0-0	2-5-0	2-5-0	0-0-0	7-1-0	DNP-INJ
Central Arkansas	0-1-0	DNP-INJ	DNP-RS	3-0-0	6-2-6	12-6-2	17-3-1	0-1-1	8-6-0	10-5-3	4-0-1	7-1-2	DNP-RS
Northern Iowa	0-0-0	DNP-INJ	DNP-RS	0-0-0	12-3-7	22-13-6	9-2-0	0-3-0	7-3-1	6-2-2	5-2-0	11-4-0	DNP-RS
at (25/rv) Iowa State	0-0-0	DNP-INJ	DNP-RS	0-0-0	17-2-10	6-11-0	8-3-1	3-1-0	4-0-0	12-4-0	4-5-0	4-1-0	DNP-RS
Oklahoma	0-2-3	DNP-INJ	DNP-RS	0-0-0	16-1-5	14-12-6	19-4-6	4-2-0	8-5-0	4-1-0	5-2-1	14-2-3	DNP-RS
at (4/4) Baylor	0-1-0	DNP-INJ	DNP-RS	DNP-CD	8-5-3	18-10-0	7-2-1	4-3-1	DNP-INJ	8-2-0	0-1-0	5-7-3	DNP-RS
Kansas	0-1-0	DNP-INJ	DNP-RS	DNP-CD	11-4-7	19-8-0	10-3-1	0-1-0	6-1-0	5-8-1	2-2-0	1-0-1	DNP-RS
(11/11) Texas	0-0-0	DNP-INJ	DNP-RS	DNP-CD	20-4-12	18-8-1	6-1-2	0-0-0	10-4-0	9-4-3	5-2-0	19-2-0	DNP-RS
at Texas Tech	0-0-0	DNP-INJ	DNP-RS	DNP-CD	10-5-9	18-7-2	11-3-0	0-0-0	8-5-0	9-3-0	2-2-0	8-3-0	DNP-RS
Oklahoma State	0-0-0	DNP-INJ	DNP-RS	DNP-CD	11-7-6	23-10-2	3-5-0	0-2-0	9-6-1	6-5-0	2-4-0	5-6-0	DNP-RS
at West Virginia	0-0-0	DNP-INJ	DNP-RS	0-0-0	8-2-4	8-12-0	3-2-1	0-0-0	2-2-0	2-3-0	0-1-0	7-3-0	DNP-RS
TCU	0-0-0	DNP-INJ	DNP-RS	DNP-CD	17-5-4	4-8-4	7-6-0	DNP-CD	8-2-0	5-2-0	0-0-0	6-1-0	DNP-RS
Iowa State	0-0-0	DNP-INJ	DNP-RS	DNP-CD	15-6-6	15-9-2	0-0-0	2-2-1	2-3-0	6-3-1	0-1-0	12-1-1	DNP-RS
at Kansas	0-3-0	DNP-INJ	DNP-RS	DNP-CD	19-2-10	26-13-2	6-4-1	2-3-0	6-4-0	3-3-1	2-0-0	8-4-1	DNP-RS
at Oklahoma	0-0-0	DNP-INJ	DNP-RS	DNP-CD	13-6-12	13-10-1	24-1-3	0-2-0	8-0-3	10-4-0	0-1-0	15-2-1	DNP-RS
(1/1) Baylor	0-0-0	DNP-INJ	DNP-RS	0-1-0	7-1-3	11-6-1	6-1-1	4-1-0	1-9-1	4-1-0	0-0-0	9-2-0	DNP-RS
at (15/15) Texas	0-0-0	DNP-INJ	DNP-RS	DNP-CD	15-5-7	13-14-1	11-2-3	3-1-0	9-11-2	11-2-0	0-0-0	7-1-0	DNP-RS
at TCU	0-0-0	DNP-INJ	DNP-RS	DNP-CD	12-4-7	18-9-2	7-2-1	6-4-1	12-5-0	15-2-3	0-1-0	5-2-1	DNP-RS
West Virginia	0-0-0	DNP-INJ	DNP-RS	DNP-CD	30-5-7	20-4-3	11-6-1	2-5-0	0-2-0	4-1-1	2-2-0	21-7-2	DNP-RS
Texas Tech	0-0-0	DNP-INJ	DNP-RS	DNP-CD	10-1-12	24-15-3	11-8-2	5-0-2	11-9-0	4-0-0	0-0-0	10-2-2	DNP-RS
at Oklahoma State	DNP-CD	DNP-INJ	DNP-RS	DNP-CD	10-2-7	24-14-3	16-3-0	0-0-1	8-7-0	3-2-1	0-0-0	7-0-1	DNP-RS
vs. West Virginia	1-1-0	DNP-INJ	DNP-RS	0-0-0	5-2-13	22-6-1	21-6-0	3-3-0	0-2-0	8-5-1	0-2-0	12-6-1	DNP-RS
vs. (1/1) Baylor	0-0-0	DNP-INJ	DNP-RS	DNP-CD	9-3-4	12-7-0	10-3-3	2-0-0	6-6-1	9-2-1	0-0-0	12-3-0	DNP-RS
vs. (-/rv) Michigan	0-0-0	DNP-INJ	DNP-RS	0-0-1	8-2-6	3-4-2	11-3-0	4-2-1	2-3-1	5-2-0	0-0-0	21-3-0	DNP-RS

DNP-CD: Did Not Play-Coach's Decision; DNP-RS: Did Not Play - Red-shirting; DNP-S: Did Not Play-Sick; DNP-INJ: Did Not Play-Injured; DNP-SUS: Did Not Play-Suspended; DNP-FE: Did Not Play-Family Emergency

SCORING BREAKDOWN (K-State/Opponent)

	Pts in Paint	Pts off TOs	2nd ch. Pts	Fast Break Pts	Starter	Bench
Omaha	34/24	20/11	4/6	6/0	45/31	16/15
North Texas	30/16	14/5	7/11	10/0	59/20	1/22
UMKC	44/10	16/7	22/10	6/0	40/44	21/6
vs. Syracuse	22/36	20/21	10/10	6/15	49/44	12/26
vs. DePaul	42/20	10/31	10/9	9/15	41/47	18/32
vs. Princeton	28/8	9/7	11/4	6/0	56/49	24/12
Vanderbilt	20/30	18/17	11/16	7/6	61/53	11/8
Lamar	40/32	8/15	6/15	10/11	63/52	10/3
at Little Rock	16/18	10/11	6/12	0/0	47/39	6/8
vs. Arizona State	18/40	3/12	7/7	0/6	49/46	2/19
Central Arkansas	24/14	20/16	12/9	4/0	50/42	20/12
Northern Iowa	34/30	18/24	8/15	3/10	61/52	11/10
at Iowa State	26/34	11/25	12/25	0/2	39/57	19/39
Oklahoma	36/12	32/13	16/7	12/2	71/28	15/28
at Baylor	16/52	4/17	7/19	0/4	46/53	4/12
Kansas	30/28	9/19	7/15	4/0	46/53	8/8
Texas	30/28	20/11	19/13	13/14	68/56	19/13
at Texas Tech	32/22	19/17	10/16	0/8	49/46	17/16
Oklahoma State	32/16	12/12	11/9	8/8	44/42	15/6
at West Virginia	20/18	12/15	6/9	4/4	26/52	4/8
TCU	20/18	15/23	3/3	2/13	42/60	5/1
Iowa State	18/30	5/9	7/11	5/5	44/70	8/11
at Kansas	40/32	31/11	4/4	6/8	65/47	7/15
at Oklahoma	28/22	21/11	12/11	4/6	73/58	10/17
Baylor	22/28	8/19	12/8	2/6	34/59	14/12
at Texas	18/12	7/11	15/9	2/9	55/44	14/16
at TCU	40/20	21/20	8/14	10/7	54/63	21/9
West Virginia	32/28	16/22	6/16	7/7	82/64	8/15
Texas Tech	36/40	20/30	12/12	5/9	66/53	9/14
at Oklahoma State	36/18	15/7	6/10	15/18	65/43	3/15
vs. West Virginia	22/24	18/3	19/7	8/0	60/37	12/22
vs. Baylor	16/53	12/14	16/19	0/8	49/74	11/14
vs. Michigan	26/52	23/26	4/17	4/2	45/46	9/38
Totals	928/865	497/512	326/378	178/203	1,744/1,624	384/502
Per Game	28.1/26.2	15.1/15.5	9.9/11.5	5.4/6.2	52.8/49.2	11.6/15.2

CLASS SCORING BREAKDOWN

	Fr.	So.	Jr.	Sr.
Omaha	8	23	22	8
North Texas	9	13	3	35
UMKC	8	13	19	21
vs. Syracuse	10	5	26	20
vs. DePaul	8	18	27	6
vs. Princeton	24	15	26	15
Vanderbilt	26	10	22	14
Lamar	3	14	26	30
at Little Rock	6	12	18	17
vs. Arizona State	7	4	19	21
Central Arkansas	7	27	22	14
Northern Iowa	11	14	28	19
at Iowa State	7	12	18	21
Oklahoma	18	26	18	24
at Baylor	9	7	26	8
Kansas	1	12	24	17
Texas	19	11	27	30
at Texas Tech	8	13	27	18
Oklahoma State	5	5	29	20
at West Virginia	7	3	10	10
TCU	6	7	9	25
Iowa State	14	0	21	17
at Kansas	10	8	29	25
at Oklahoma	15	24	23	21
Baylor	13	6	21	8
at Texas	10	11	24	24
at TCU	11	7	27	30
West Virginia	23	13	24	30
Texas Tech	15	11	28	21
at Oklahoma State	7	16	27	18
vs. West Virginia	16	21	30	5
vs. Baylor	14	10	21	15
vs. Michigan	25	11	8	10
Totals	380	402	751	631
Per Game	11.5	12.2	22.8	19.1

2018-19 MISCELLANEOUS STATS

	K-State	Opponents
3-second violations	3	11
5-second violations	2	-
10-second violations	3	-
Lane violations	1	1
Shot clock violations	16	19
4-point plays	-	1
Technical fouls (player)	1	2
Technical fouls (bench)	1	-
Flagrant foul	1	-
Points in the Paint	928	865
Points off Turnovers	497	512
Second Chance Points	326	378
Fast Break Points	178	203
Bench Points	384	502

FTS IN LAST

5 MINUTES & OT	15-16	16-17	17-18	18-19	CAREER
Kayla Goth	5-11	7-8	23-37	40-47	75-103
Peyton Williams	--	9-14	12-17	24-32	45-62
Christianna Carr	--	--	--	16-28	16-28
Rachel Ranke	--	--	11-16	7-9	18-25
Jasauen Beard	--	--	--	11-16	11-16
Alisa Wiggins	--	--	9-14	--	9-14
Kali Jones	--	--	2-6	5-8	7-14
Ashley Ray	--	--	3-8	0-2	3-10
Laura Macke	--	--	--	2-6	2-6
Cymone Goodrich	--	--	1-2	--	1-2
Savannah Simmons	--	--	--	1-2	1-2

CHARGES DRAWN	15-16	16-17	17-18	18-19	CAREER
Kayla Goth	0	1	1	2	4
Peyton Williams	--	0	0	2	2
Kali Jones	--	--	1	--	1
Christianna Carr	--	--	--	1	1
Rachel Ranke	--	--	0	1	1
Ashley Ray	--	--	0	1	1

DOUBLE-FIGURE

SCORING	15-16	16-17	17-18	18-19	CAREER
Kayla Goth	--	8	33	22	63
Peyton Williams	--	4	26	28	58
Rachel Ranke	--	--	21	18	39
Christianna Carr	--	--	--	13	13
Jasauen Beard	--	--	--	9	9
Kali Jones	--	--	0	7	7
Cymone Goodrich	--	--	3	0	3

DOUBLE-FIGURE

REBOUNDING	15-16	16-17	17-18	18-19	CAREER
Peyton Williams	--	1	6	16	23
Kali Jones	--	--	1	3	4
Rachel Ranke	--	--	1	--	1

DOUBLE-FIGURE

ASSISTS	15-16	16-17	17-18	18-19	CAREER
Kayla Goth	0	0	6	7	13

DOUBLE-DOUBLES	15-16	16-17	17-18	18-19	CAREER
Peyton Williams	--	1	6	14	21
Kayla Goth	0	0	5	6	11
Kali Jones	--	--	0	3	3
Rachel Ranke	--	--	1	--	1

CONSECUTIVE

GAME SCORING	15-16	16-17	17-18	18-19	CAREER
Kayla Goth	4	13	34*	33*	67*
Peyton Williams	--	11	29*	32*	61*
Jasauen Beard	--	--	--	33*	33*
Christianna Carr	--	--	--	33*	33*
Rachel Ranke	--	--	18	21	21
Kali Jones	--	--	5	19	19
Laura Macke	--	--	--	5	5
Ashley Ray	--	--	4	4	4
Cymone Goodrich	--	--	4	1	4
Alisa Wiggins	--	--	3	1	3
Savannah Simmons	--	--	--	1	1

* - current

GAMES STARTED	15-16	16-17	17-18	18-19	CAREER
Peyton Williams	--	23	34	31	88
Kayla Goth	1	9	34	33	77
Rachel Ranke	--	--	27	33	60
Kali Jones	--	--	0	26	26
Christianna Carr	--	--	--	31	31
Jasauen Beard	--	--	--	7	7
Ashley Ray	--	--	3	4	7
Cymone Goodrich	--	--	3	--	3

GAMES LEADING K-STATE IN...

SCORING	15-16	16-17	17-18	18-19	CAREER
Kayla Goth	--	2	18	11	31
Peyton Williams	--	0	9	16	25
Rachel Ranke	--	--	5	3	8
Christianna Carr	--	--	--	3	3
Jasauen Beard	--	--	--	2	2
Kali Jones	--	--	0	1	1

REBOUNDING	15-16	16-17	17-18	18-19	CAREER
Peyton Williams	--	3	13	30	46
Kali Jones	--	--	3	3	6
Rachel Ranke	--	--	4	1	5
Kayla Goth	1	0	3	--	4
Jasauen Beard	--	--	--	1	1
Christianna Carr	--	--	--	2	2

ASSISTS	15-16	16-17	17-18	18-19	CAREER
Kayla Goth	2	4	29	31	66
Peyton Williams	--	0	1	5	6
Rachel Ranke	--	--	--	1	1
Christianna Carr	--	--	--	1	1

LEADS AND DEFICITS

Largest Halftime Lead	19, twice
Largest Halftime Lead Blown	-
Largest Halftime Deficit	25, vs. DePaul (11/23/18)
Largest Halftime	
Deficit Overcome for Win	14, at Oklahoma State (3/4/19)
Largest Lead	34, vs. Oklahoma (1/5/19)
Largest Lead Blown	7, twice
Largest Deficit	40, at Iowa State (1/2/19)
Largest Deficit Overcome for Win	14, at Texas (2/17/19)

HOW MANY TIMES A K-STATE PLAYER...

Scored 30 or more Points

Kayla Goth (1)

Top efforts of each player in this category:

Kayla Goth, vs. West Virginia (2/27/19)..... 30

Scored 20 or more Points

Peyton Williams (8), Christianna Carr (4), Kayla Goth (3), Rachel Ranke (2)

Top efforts of each player in this category:

Peyton Williams, at Kansas (2/6/19)..... 26

Rachel Ranke, at Oklahoma (2/10/19)..... 24

Christianna Carr, vs. Princeton (11/24/18)..... 22

Kayla Goth, vs. North Texas (11/16/18)..... 21

Scored 15 or more Points

Peyton Williams (9), Kayla Goth (8), Rachel Ranke (4), Christianna Carr (2), Jasauen Beard (2)

Top efforts of each player in this category:

Kayla Goth, twice..... 19

Rachel Ranke, vs. Oklahoma (1/5/19)..... 19

Peyton Williams, vs. Kansas (1/13/19)..... 19

Christianna Carr, vs. Texas (1/16/19)..... 19

Jasauen Beard, vs. DePaul (11/23/18)..... 17

Grabbed 15 or more Rebounds

Peyton Williams (1)

Top efforts of each player in this category:

Peyton Williams, vs. Texas Tech (3/2/19)..... 15

Grabbed 10 or more Rebounds

Peyton Williams (15), Kali Jones (3)

Top efforts of each player in this category:

Peyton Williams, three times..... 14

Kali Jones, twice..... 11

Dished out 10 or more Assists

Kayla Goth (7)

Top efforts of each player in this category:

Kayla Goth, vs. West Virginia (3/9/19)..... 13

Recorded 5 or more Steals

Peyton Williams (2), Jasauen Beard (1)

Top efforts of each player in this category:

Peyton Williams, twice..... 6

Jasauen Beard, vs. West Virginia (3/9/19)..... 5

Blocked 3 or more Shots

Kali Jones (6), Peyton Williams (3), Maary Lakes (2), Kayla Goth (1), Ashley Ray (1), Christianna Carr (1)

Top efforts of each player in this category:

Kali Jones, vs. Lamar (12/5/18)..... 9

Peyton Williams, vs. Kansas (1/13/19)..... 5

Kayla Goth, vs. Arizona State (12/16/18)..... 3

Maary Lakes, twice..... 3

Ashley Ray, at Iowa State (1/2/19)..... 3

Christianna Carr, vs. West Virginia (3/9/19)..... 3

HOW K-STATE SCORED FIRST POINTS

	Times.....	Record
Jump Shot	10	7-3
3-Pointer	6	5-1
Layup	12	5-7
Free Throw	5	4-1

K-STATE MARGIN OF VICTORY/DEFEAT

Points	1	2	3	4	5	6	7	8	9	10	11	12	13	14	15	16	17	18	19	20+
K-State Victory			1	1		1		2	1	3	4		1		1	1		3	1	1
K-State Defeat							1		1					2	1					7

88

GAME 1 Omaha Kansas State November 12, 2018 | Manhattan, Kan.

Omaha (1-1)									
No.	N A M E		FG	3FG	FT	RB	PF	TP	A MIN
25	Filer, Josie	f	2-5	1-3	0-0	1-4-5	4	5	1 23
05	Pilakouta, Elena	c	5-11	0-0	0-2	2-3-5	1	10	1 26
02	Rayanna Carter	g	1-11	0-0	1-2	0-4-4	0	3	1 26
11	Claire Kilian	g	2-9	1-4	2-3	0-4-4	3	7	1 27
42	Sophie Johnston	g	2-5	0-0	2-2	1-3-4	2	6	1 30
01	Kalen Phillips		1-3	1-2	0-0	0-2-2	2	3	0 18
13	Kylee Coulter		0-0	0-0	0-0	1-1-2	0	0	2 11
21	Alicia Mountain		0-0	0-0	0-0	0-0-0	0	0	0 1
22	Andi Pierce		1-2	0-0	1-1	0-2-2	1	3	0 9
33	Romekia Wallace		1-3	0-0	0-0	0-3-3	2	2	0 13
35	Mariah Murdie		3-8	1-2	0-0	3-0-3	3	7	1 16
TEAM			1-2-3						
Totals			18-57	4-11	6-10	9-28-37	18	46	8 200

Field Goals	1st Q	2nd Q	3rd Q	4th Q	Game
	.438	.357	.250	.182	.316
Three-Point FG	.667	.333	.333	.000	.364
Free Throws	1.000	1.000	.500	.333	.600
Deadball Rebounds					2

Blocks: 2 (Pilakouta, 2); Steals: 8 (Kilian 3)

Kansas State (1-0)										
No.	N A M E		FG	3FG	FT	RB	PF	TP	A	MIN
11	Williams, Peyton	f	4-8	0-0	2-2	3-7-10	2	10	4	29
25	Beard, Jasauen	f	5-10	0-0	2-3	2-3-5	2	12	2	26
10	Goth, Kayla	g	0-4	0-2	4-4	0-4-4	0	4	4	34
12	Ranke, Rachel	g	4-13	3-12	0-0	0-5-5	1	11	0	35
43	Carr, Christianna	g	3-14	1-6	1-1	1-3-4	4	8	0	28
02	Goodrich, Cymone	g	2-4	0-2	4-4	0-4-4	4	8	0	16
05	Wiggins, Alisa	g	0-1	0-1	0-0	0-0-0	0	0	0	2
13	Macke, Laura	g	0-0	0-0	0-0	0-1-1	1	0	0	3
15	Jones, Kali	g	1-1	0-0	2-8	3-1-4	0	4	1	14
33	Ray, Ashley	g	0-0	0-0	0-0	0-0-0	0	0	0	2
40	Lakes, Maary	g	2-2	0-0	0-0	0-3-3	1	4	0	11
TEAM			1-2-3							
Totals			21-57	4-23	15-22	10-33-43	15	61	11	200

Field Goals	1st Q	2nd Q	3rd Q	4th Q	Game
	.400	.250	.267	.563	.368
Three-Point FG	.200	.000	.200	.400	.174
Free Throws	.667	.333	.889	.500	.682
Deadball Rebounds					4

Blocks: 8 (Williams, 3); Steals: 10 (Four tied, 2)

Officials: Beverly Roberts, Roy Gulbeyan Amy Bonner
Technical Fouls: Omaha - None; Kansas State-None | Attendance: 3,498

Score by Periods	1st	2nd	3rd	4th	Total
Omaha	17	13	11	5	46
Kansas State	13	9	17	22	61

GAME 2 North Texas Kansas State November 16, 2018 | Manhattan, Kan.

North Texas (1-2)									
No.	N A M E		FG	3FG	FT	RB	PF	TP	A MIN
41	Townley,Madi	f	2-3	0-0	0-0	3-2-5	3	4	0 25
02	Goodhart,Grace	g	1-6	0-3	0-0	0-1-1	2	2	0 18
05	Mitchell,Velma	g	0-3	0-1	0-0	0-0-0	3	0	0 8
23	Bradley,Terrell	g	1-9	0-4	3-5	0-2-2	1	5	0 30
24	Mims,Irene	g	4-11	1-1	0-0	1-3-4	2	9	2 28
01	Owens,Callie		4-8	4-7	1-2	0-1-1	2	13	1 20
03	Smith,Brittany		0-4	0-2	0-0	1-1-2	3	0	6 28
11	Shepherd,Charlene		0-1	0-0	0-0	1-3-4	0	0	0 14
21	Torrell,Deja		1-3	0-0	1-2	1-3-4	1	3	0 7
42	George Anisha		3-7	0-0	0-1	5-3-8	3	6	0 22
TEAM			1-2-3						
Totals			16-55	5-18	5-10	13-21-34	20	42	9 200

Field Goals	1st Q	2nd Q	3rd Q	4th Q	Game
	.286	.313	.462	.083	.291
Three-Point FG	.143	.000	.667	.000	.278
Free Throws	1.000	.333	.000	.500	.500
Deadball Rebounds					6

Blocks: 0; Steals: 4 (Four tied 1)

Kansas State (2-0)									
No.	N A M E		FG	3FG	FT	RB	PF	TP	A MIN
15	Jones, Kali	f	5-9	0-0	4-6	4-7-11	3	14	2 35
25	Beard, Jasauen	f	1-2	0-1	1-1	1-3-4	3	3	0 27
10	Goth, Kayla	g	9-14	1-1	2-4	1-3-4	2	21	7 40
12	Ranke, Rachel	g	4-9	3-5	2-4	0-8-8	2	13	1 40
43	Carr, Christianna	g	3-13	1-9	1-2	0-2-2	1	8	2 37
13	Macke, Laura		0-0	0-0	1-2	1-0-1	0	1	0 5
33	Ray, Ashley		0-1	0-0	0-0	0-0-0	3	0	0 8
40	Lakes, Maary		0-0	0-0	0-2	0-1-1	4	0	0 8
TEAM			1-2-3						
Totals			22-48	5-16	11-21	8-26-34	18	60	12 200

Field Goals	1st Q	2nd Q	3rd Q	4th Q	Game
	.500	.417	.333	.545	.458
Three-Point FG	.500	.333	.200	.000	.313
Free Throws	.600	.500	.500	.500	.524
Deadball Rebounds					6

Blocks: 2 (Ranke & Carr, 1); Steals: 9 (Goth, 3)

Officials: Dee Kantner, Tina Napier, Brian Garland
Technical Fouls: North Texas - None; Kansas State-None | Attendance: 2,861

Score by Periods	1st	2nd	3rd	4th	Total
North Texas	10	11	16	5	42
Kansas State	22	13	11	14	60

GAME 3 UMKC Kansas State November 18, 2018 | Manhattan, Kan.

UMKC (0-3)										
No.	N A M E		FG	3FG	FT	RB	PF	TP	A	MIN
02	Moore, Kristen	f	4-14	2-4	0-0	1-1-2	0	10	1	31
20	Ajak, Aawal	f	4-13	2-7	1-2	1-1-2	2	11	2	40
34	Vigil, Leilah	f	2-5	1-1	0-2	3-13-16	4	5	4	33
14	Mattingly, Ericka	g	1-14	1-8	2-4	2-1-3	2	5	2	36
15	Larson, Taylor	g	4-7	4-6	1-2	1-5-6	3	13	3	31
01	Ivory, Emily	g	1-3	1-3	0-0	0-0-0	0	3	0	13
12	Soriano, Cristina	g	1-3	0-0	1-2	3-1-4	0	3	0	16
TEAM		3-2-5								
Totals			17-59	11-29	5-12	14-24-38	11	50	12	200
			1st Q	2nd Q	3rd Q	4th Q	Game			
Field Goals			.211	.385	.133	.500	.288			
Three-Point FG			.200	.429	.250	.625	.379			

Field Goals	1st Q	2nd Q	3rd Q	4th Q	Game
	.211	.385	.133	.500	.288
Three-Point FG	.200	.429	.250	.625	.379
Free Throws	.000	.375	.500	.000	.417

Deadball Rebounds: 3 (Soriano, 2); Steals: 9 (Ajak & Mattingly, 3)

Knsa State (3-0)									
No.	N A M E		FG	3FG	FT	RB	PF	TP	A MIN
15	Jones, Kali	f	6-11	0-0	2-3	6-3-9	2	14	1 27
25	Beard, Jasauen	f	3-9	0-2	0-0	2-3-5	4	6	1 25
10	Goth, Kayla	g	3-8	1-1	0-1	1-5-6	0	7	7 32
12	Ranke, Rachel	g	1-7	0-2	3-3	0-3-3	1	5	2 26
43	Carr, Christianna	g	4-14	0-4	0-1	0-1-1	3	8	0 32
01	Simmons, Savannah	g	0-1	0-0	0-0	0-5-5	1	0	2 14
05	Wiggins, Alisa	g	0-2	0-1	0-0	2-0-2	0	0	0 2
11	Williams, Peyton	g	6-9	1-3	0-0	4-6-10	0	13	4 26
13	Macke, Laura	g	0-0	0-0	0-0	1-0-1	1	0	1 4
33	Ray, Ashley	g	1-3	0-0	0-0	0-1-1	2	2	0 4
40	Lakes, Maary	g	3-4	0-0	0-0	0-0-0	4	6	0 8
TEAM						3-4-7			
Totals			27-68	2-13	5-8	19-31-50	18	61	18 200

Field Goals	1st Q	2nd Q	3rd Q	4th Q	Game
	.412	.313	.400	.450	.397
Three-Point FG	.000	.250	.333	.000	.154
Free Throws	.000	.750	.500	1.000	.625
Deadball Rebounds					1

Blocks: 7 (Jones, 3); Steals: 10 (Jones, Carr, Williams, 2)

Officials: Katie Lukanich, Nick Marshall, Zac Brost
Technical Fouls: UMKC - None; Kansas State-None | Attendance: 2,739

Score by Periods	1st	2nd	3rd	4th	Total
UMKC	10	16	7	17	50
Kansas State	14	14	14	19	61

GAME 4 (14/14) Syracuse Kansas State November 22, 2018 | Cancun, Mexico

Syracuse (4-1)												
No.	N	A	M	E	FG	3FG	FT	RB	PF	TP	A	MIN
32	Miranda Drummond	f			2-6	2-5	0-0	0-1-1	2	6	0	19
45	Digna Strautmane	f			6-7	1-1	0-0	1-4-5	1	13	2	27
22	Amaya Finklee-Guilty	c			2-2	0-0	0-0	1-1-1	2	4	0	5
04	Tiana Mangakahia				7-13	2-6	2-2	1-2-3	0	18	6	32
11	Gabrielle Cooper	g			1-3	1-3	0-0	0-5-5	2	3	1	30
01	Raven Fox				0-1	0-1	0-0	0-0-0	0	0	0	2
03	Maeva Djakdi-Tabdi				1-3	0-0	2-2	0-1-1	4	4	0	21
12	Kira Lewis				2-6	0-0	0-0	1-0-1	0	4	1	15
21	Emily Engstler				4-8	0-2	2-2	1-6-7	3	10	3	25
23	Isis Young				0-0	0-0	0-0	0-0-0	0	0	0	4
30	Kadiatou Sissoko				4-7	0-3	0-0	0-3-3	1	8	1	20
TEAM					3-1-4							

Field Goals	1st Q	2nd Q	3rd Q	4th Q	Game
	.600	.500	.273	.625	.518
Three-Point FG	.500	.200	.000	.500	.286
Free Throws	1.000	1.000	.000	1.000	1.000
Deadball Rebounds					0

Blocks: 7 (Three tied, 2); Steals: 13 (Mangakahia & Engstler, 4)

Kno. State (3-1)									
No.	N A M E		FG	3FG	FT	RB	PF	TP	A MIN
11	Williams, Peyton	f	6-13	0-0	2-2	4-4-8	0	14	6 33
15	Jones, Kali	f	3-8	0-0	4-4	2-0-2	1	10	0 25
10	Goth, Kayla	g	4-6	1-3	1-2	0-4-4	0	10	5 33
12	Ranke, Rachel	g	2-8	1-7	0-0	0-4-4	1	5	2 30
43	Carr, Christianna	g	4-12	2-10	0-0	1-0-1	1	10	0 32
01	Simmons, Savannah	g	0-2	0-1	0-0	0-1-1	2	0	0 14
05	Wiggins, Alissa	g	0-0	0-0	0-0	0-0-0	0	0	0 1
13	Wiggins, Laura	g	0-0	0-0	0-0	0-0-0	0	0	0 1
25	Beard, Jasueen		3-7	0-0	6-6	2-3-5	1	12	1 24
33	Ray, Ashley		0-0	0-0	0-0	0-0-0	0	0	0 1
40	Lakes, Maary		0-3	0-0	0-0	0-1-1	1	0	0 6
TEAM			42-6						
Totals			22-59	4-21	13-14	13-19-32	7	61	14 200

GAME 7
Vanderbilt
Kansas State
December 2, 2018 | Manhattan, Kan.

Vanderbilt (3-5)										
No.	N A M E	FG	3FG	FT	RB	PF	TP	A	MIN	
15	Alexander, Brinae	f	3-8	0-1	2-4	1-1-2	2	8	3	30
24	Newby, Autumn	f	0-3	0-0	1-2	2-6-8	5	1	1	26
34	Fasoula, Mariella	f	9-22	0-0	3-4	3-5-8	4	21	1	38
10	Walker, Cierra	g	5-8	5-7	4-4	0-1-1	0	19	1	38
35	Clemons-Green, Kalei	g	2-6	0-2	0-0	1-2-3	4	4	3	35
23	Paldemic, Isabella	g	0-0	0-0	0-0	0-0-0	0	0	0	2
30	Carter, LEALEA	g	3-10	0-0	2-4	8-3-11	0	8	4	31
TEAM		0-3-3								
Totals		22-57	5-10	12-18	15-21-36	15	61	13	200	

	1st Q	2nd Q	3rd Q	4th Q	Game
Field Goals	.500	.333	.235	.474	.386
Three-Point FG	1.000	.667	.500	.000	.500
Free Throws	.500	.500	.500	.875	.667
Deadball Rebounds					4

Blocks: 1 (Carter); Steals: 6 (Alexander & Fasoula, 2)

Kansas State (5-2)										
No.	N A M E	FG	3FG	FT	RB	PF	TP	A	MIN	
11	Williams, Peyton	f	7-11	0-2	2-4	4-10-14	1	16	2	37
15	Jones, Kali	f	0-2	0-0	0-0	1-3-4	3	0	0	24
10	Goth, Kayla	g	4-10	2-2	4-4	0-3-3	0	14	9	40
12	Ranke, Rachel	g	4-8	2-5	0-0	0-0-0	3	10	4	32
43	Carr, Christianna	g	7-16	5-11	2-2	2-1-3	2	21	1	30
01	Simmons, Savannah	g	1-1	1-1	0-0	0-0-0	0	3	0	9
13	Macke, Laura	g	1-1	0-0	0-0	0-0-0	2	2	0	4
25	Beard, Jasauen	g	2-2	1-1	1-5	0-2-2	5	6	2	14
33	Ray, Ashley	g	0-0	0-0	0-0	0-0-0	1	0	0	3
40	Lakes, Maary	g	0-1	0-0	0-0	0-0-0	2	0	0	7
TEAM		26-52								
Totals		26-52	11-22	9-15	7-21-28	19	72	18	200	

	1st Q	2nd Q	3rd Q	4th Q	Game
Field Goals	.529	.615	.500	.300	.500
Three-Point FG	.375	.667	.600	.333	.500
Free Throws	.000	.000	.500	.700	.600
Deadball Rebounds					5

Blocks: 3 (three tied, 1); Steals: 7 (Goth & Williams, 3)

Officials: Bill Larence, Metta Roberts, Tiara Cruse
Technical Fouls: Vanderbilt - None; Kansas State-None | Attendance: 3130

Score by Periods	1st	2nd	3rd	4th	Total
Vanderbilt	14	10	12	25	61
Kansas State	21	20	17	14	72

GAME 8
Lamar
Kansas State
December 5, 2018 | Manhattan, Kan.

Lamar (5-4)										
No.	N A M E	FG	3FG	FT	RB	PF	TP	A	MIN	
22	Crump, Miya	f	8-16	1-5	2-5	3-3-6	3	19	0	39
20	Cowart, Rikiah	c	1-4	0-0	3-3	2-2-4	2	5	0	33
01	Pimentel, Jady	g	1-10	0-1	0-0	1-3-4	3	2	0	27
10	Barrs, Chastadie	g	8-21	0-1	1-2	5-5-10	4	17	4	37
23	Kinard, Moe	g	4-12	1-6	0-0	1-5-6	3	9	1	23
02	Hastings, Angel	g	1-9	1-6	0-0	1-1-2	0	3	0	12
04	Laidler, Briana	g	0-0	0-0	0-0	1-1-2	0	0	0	7
13	Pierson, Shedricka	g	0-3	0-1	0-0	0-0-0	2	0	0	13
24	Miles, Ashlan	g	0-1	0-0	0-0	0-1-1	3	0	0	6
32	Collins, Umaja	g	0-1	0-0	0-0	1-1-2	0	0	0	3
TEAM		4-1-5								
Totals		23-77	3-20	6-10	19-23-42	20	55	5	200	

	1st Q	2nd Q	3rd Q	4th Q	Game
Field Goals	.368	.313	.250	.269	.299
Three-Point FG	.250	.250	.000	.143	.150
Free Throws	.000	.750	.250	1.000	.600
Deadball Rebounds					3

Blocks: 2 (Crump, 2); Steals: 11 (Crump, 4)

Kansas State (6-2)										
No.	N A M E	FG	3FG	FT	RB	PF	TP	A	MIN	
11	Williams, Peyton	f	7-11	1-1	3-3	1-11-12	0	18	3	33
15	Jones, Kali	f	5-10	0-0	0-0	4-6-10	0	10	0	30
10	Goth, Kayla	g	7-9	0-1	6-7	2-1-3	2	20	10	38
12	Ranke, Rachel	g	3-14	3-9	3-4	0-4-4	0	12	1	34
43	Carr, Christianna	g	1-7	1-6	0-0	1-2-3	2	3	0	22
01	Simmons, Savannah	g	0-1	0-0	0-0	0-4-4	2	0	3	16
13	Macke, Laura	g	0-0	0-0	0-0	0-2-2	1	0	1	7
25	Beard, Jasauen	g	3-6	0-1	2-2	0-3-3	4	8	0	17
33	Ray, Ashley	g	1-3	0-0	0-0	1-1-2	0	2	0	3
TEAM		1-2-3								
Totals		27-61	5-18	14-16	10-36-46	11	73	18	200	

	1st Q	2nd Q	3rd Q	4th Q	Game
Field Goals	.375	.368	.636	.467	.443
Three-Point FG	.250	.000	.400	1.000	.278
Free Throws	1.000	1.000	.875	.500	.875
Deadball Rebounds					3

Blocks: 12 (Jones, 9); Steals: 5 (Goth & Carr, 2)

Officials: Mark Zentz, Julie Krommenhoek, Marty Cook
Technical Fouls: Lamar - None; Kansas State-None | Attendance: 2683

Score by Periods	1st	2nd	3rd	4th	Total
Lamar	15	14	9	17	55
Kansas State	14	19	23	17	73

GAME 9
Kansas State
Little Rock
December 8, 2018 | Little Rock, Ark.

Kansas State (7-2)										
No.	N A M E	FG	3FG	FT	RB	PF	TP	A	MIN	
10	Goth, Kayla	g	4-10	1-2	6-6	1-5-6	1	15	3	38
11	Williams, Peyton	g	5-9	1-1	1-2	2-6-8	0	12	0	39
12	Ranke, Rachel	g	2-9	2-9	6-7	0-1-1	2	12	1	35
15	Jones, Kali	f	1-5	0-0	0-0	2-2-4	4	2	0	29
43	Carr, Christianna	g	2-7	1-4	1-2	0-4-4	3	6	1	35
01	Simmons, Savannah	g	0-0	0-0	0-0	0-0-0	0	0	0	3
25	Beard, Jasauen	g	3-4	0-0	0-1	2-4-6	0	6	1	16
33	Ray, Ashley	g	0-1	0-0	0-0	0-2-2	0	0	0	2
40	Lakes, Maary	g	0-0	0-0	0-0	0-0-0	0	0	0	3
TEAM		2-1-3								
Totals		17-45	5-16	14-18	9-25-34	10	53	6	200	

	1st Q	2nd Q	3rd Q	4th Q	Game
Field Goals	.545	.333	.417	.143	.313
Three-Point FG	.333	.500	.250	.000	.313
Free Throws	.833	.000	.000	.750	.778
Deadball Rebounds					2

Blocks: 6 (Jones, 3); Steals: 3 (Goth, Ranke & Beard, 1)

Little Rock (2-6)										
No.	N A M E	FG	3FG	FT	RB	PF	TP	A	MIN	
00	DeGray,Ronjae	f	1-4	0-1	0-0	0-0-0	2	2	0	15
03	Moore,Terion	g	0-3	0-0	0-0	1-4-5	5	0	0	17
12	Chastain,Sydney	g	4-9	4-5	0-0	2-4-6	4	12	2	37
23	Collier,Kyra	g	5-13	1-6	4-4	1-5-6	1	15	5	40-
30	DeGray,Raeyana	f	3-8	0-0	4-4	0-4-4	1	10	1	35
05	Lasker,Tori	g	0-5	0-2	0-0	0-1-1	1	0	1	22
13	Walker,Antwainette	g	0-1	0-0	0-0	0-1-1	0	0	2	3
22	Inkina,Yanina	g	0-1	0-0	0-0	0-0-0	1	0	0	5
25	Hurlburt,Anna	g	0-0	0-0	0-0	0-0-0	0	0	0	5
35	Battle,Teal	g	4-7	0-0	0-0	1-2-3	2	8	1	21
TEAM		4-0-4								
Totals		17-51	5-14	8-8	9-21-30	17	47	12	200	

	1st Q	2nd Q	3rd Q	4th Q	Game
Field Goals	.231	.462	.462	.167	.353
Three-Point FG	.500	.333	.667	.167	.357
Free Throws	.000	.000	1.000	1.000	1.000
Deadball Rebounds					0

Blocks: 1 (Battle); Steals: 9 (Ro. DeGray & Collier, 2)

Officials: Chancy Muench, Dawn Marsh, Esreal Silva
Technical Fouls: Kansas State-None; Little Rock | Attendance: 1,805

Score by Periods	1st	2nd	3rd	4th	Total
Kansas State	18	13	11	11	53
Little Rock	7	13	16	11	47

GAME 10
(17/19) Arizona State
Kansas State
December 16, 2018 | La Crosse, Wis.

Arizona State (8-2)										
No.	N A M E	FG	3FG	FT	RB	PF	TP	A	MIN	
01	Richardson, Reili	g	2-5	0-1	6-6	0-1-1	3	10	5	29
11	Ryan, Robbi	g	5-10	0-1	0-2	1-3-4	0	10	1	25
22	Ekmark, Courtney	g	2-8	0-5	4-4	0-4-4	0	8	0	30
33	Johnson-Chapman, C.	f	4-7	0-0	0-0	4-4-8	1	8	1	19
42	Ibis, Kianna	g	4-12	0-0	2-3	4-4-8	4	10	2	30
00	Hanson, Taya	g	1-2	1-2	0-0	0-1-1	1	3	0	10
04	Russell, Kiara	g	0-2	0-0	0-0	0-0-0	2	0	2	11
21	Elanga, Sophia	g	6-9	0-0	0-0	0-4-4	2	12	1	20
23	Mbulito, Iris	g	1-1	0-0	0-0	0-2-2	2	2	2	14
32	Van Hytte, Jayde	g	1-1	0-0	0-0	0-1-1	1	2	1	4
52	Ruden, Jamie	g	0-3	0-0	0-0	1-2-3	0	0	0	8
TEAM		0-3-3								
Totals		26-60	1-9	12-15	10-29-39	16	65	15	200	

	1st Q	2nd Q	3rd Q	4th Q	Game
Field Goals	.588	.200	.467	.462	.433
Three-Point FG	.000	.000	.333	.000	.111
Free Throws	1.000	1.000	1.000	.625	.800
Deadball Rebounds					2

Blocks: 2 (Ibis & Mbulito); Steals: 7 (Ibis, 3)

Kansas State (7-3)										
No.	N A M E		FG	3FG	FT	RB	PF	TP	A	MIN
10	Goth, Kayla	g	7-16	0-4	5-7	0-3-3	3	19	2	40-
11	Williams, Peyton	f	7-13	0-1	3-3	1-11-12	3	17	2	39
12	Ranke, Rachel	g	1-6	1-2	1-2	0-3-3	1	4	0	35
15	Jones, Kali	f	0-4	0-0	2-2	3-2-5	3	2	0	31
43	Carr, Christianna	g	2-7	0-4	3-4	0-1-1	3	7	0	34
01	Simmons, Savannah		0-0	0-0	0-0	0-0-0	1	0	0	1
13	Macke, Laura		0-0	0-0	0-0	0-0-0	0	0	0	0+
25	Beard, Jasauen		1-5	0-0	0-0	1-4-5	1	2	0	16
33	Ray, Ashley		0-0	0-0	0-0	0-0-0	0	0	0	3
40	Lakes, Maary		0-0	0-0	0-0	0-0-0	0	0	0	1
TEAM			1-1-2							
Totals			18-51	1-11	14-18	6-25-31	15	51	4	200

GAME 13 Kansas State (25/rv) Iowa State January 2, 2019 | Ames, Iowa

Kansas State (9-4, 0-1 Big 12)											
No.	N A M E	FG	3FG	FT	RB	PF	TP	A	MIN		
10	Goth, Kayla	g	7-15	0-4	3-4	0-2-2	0	17	10	34	
11	Williams, Peyton	f	3-7	0-0	0-1	6-5-11	0	6	0	30	
12	Ranke, Rachel	f	3-7	1-3	1-2	1-2-3	0	8	1	32	
15	Jones, Kali	f	2-3	0-0	0-0	0-0-0	1	4	0	12	
43	Carr, Christianna	g	2-10	0-4	0-0	0-1-1	3	4	0	25	
01	Simmons, Savannah		0-1	0-0	0-0	0-0-0	1	0	0	5	
05	Wiggins, Alisa		0-1	0-1	0-0	0-0-0	0	0	0	3	
13	Macke, Laura		1-1	1-1	0-0	1-0-1	2	3	0	10	
25	Beard, Jasauen		4-10	1-2	3-4	1-3-4	3	12	0	21	
33	Ray, Ashley		2-3	0-0	0-0	1-4-5	2	4	0	16	
40	Lakes, Maary		0-2	0-0	0-0	1-2-3	5	0	0	12	
TEAM Totals			24-60	3-15	7-11	2-2-4 13-21-34	17	58	11	200	

	1st Q	2nd Q	3rd Q	4th Q	Game
Field Goals	.529	.462	.333	.278	.400
Three-Point FG	.400	.000	.250	.000	.200
Free Throws	1.000	.000	.333	.667	.636
Deadball Rebounds					3

Blocks: 9 (Ray, 3); Steals: 3 (Goth, Williams, Ranke)

Iowa State (11-2, 1-0)											
No.	N A M E	FG	3FG	FT	RB	PF	TP	A	MIN		
01	Wise, Madison	f	1-5	0-2	0-0	3-2-5	1	2	1	31	
21	Carleton, Bridget	g	10-19	4-10	2-2	6-3-9	2	26	7	35	
24	Jones, Ashley	g	5-10	4-6	0-0	1-3-4	1	14	0	32	
32	Burkhall, Meredith	f	2-7	0-0	0-0	1-1-2	1	4	0	8	
33	Middleton, Alexa	g	4-10	2-3	1-2	0-1-1	1	11	7	28	
04	Johnson, Rae		0-0	0-0	0-0	0-0-0	3	0	0	9	
10	Washington, Nia		1-1	1-1	0-0	0-0-0	1	3	1	4	
11	Thurmon, Jade		0-1	0-0	0-0	1-0-1	0	0	2	3	
13	Camber, Adriana		1-4	1-4	0-0	0-1-0	0	3	0	11	
15	Nezerwa, Ines		6-13	1-3	1-1	3-4-7	1	14	1	13	
25	Scott, Kristin		6-9	3-4	4-5	5-5-10	2	19	3	26	
TEAM Totals			36-79	16-33	8-10	22-25-7 13-21-34	13	96	22	200	

	1st Q	2nd Q	3rd Q	4th Q	Game
Field Goals	.444	.476	.467	.440	.485
Three-Point FG	.750	.400	.429	.500	.800
Free Throws	.000	.750	1.000	.750	.800
Deadball Rebounds					1

Blocks: 8 (Nezerwa, 3); Steals: 10 (Scott, 3)
 Officials: Brian Hall, Brenda Pantaja, Doug Knight
 Technical Fouls: Kansas State-None; Iowa State-None | Attendance: 9582

Score by Periods	1st	2nd	3rd	4th	Total
Kansas State	22	12	10	14	58
Iowa State	19	27	19	31	96

GAME 14 Oklahoma Kansas State January 5, 2019 | Manhattan, Kan.

Oklahoma (5-8, 1-1 Big 12)											
No.	N A M E	FG	3FG	FT	RB	PF	TP	A	MIN		
03	Simpson, Mandy	f	0-2	0-0	2-4	2-3-5	2	2	2	33	
25	Williams, Madi	f	2-8	0-1	2-2	2-3-5	3	6	0	28	
14	Pellington, Shaina	g	1-10	0-2	2-2	1-1-2	4	4	4	27	
30	Robertson, Taylor	g	2-6	2-5	6-6	0-2-2	4	12	0	33	
32	Veitenheimer, Tatum	g	1-6	0-3	2-2	1-0-1	1	4	1	25	
00	Murkin, Jessi		3-6	1-4	0-0	1-2-3	0	7	2	18	
21	Lampkin, Nydia		2-3	0-0	1-2	2-1-3	0	5	1	7	
22	Llanusa, Ana		3-9	2-7	6-8	2-3-5	2	14	0	17	
24	Odimgbe, Jeomna		0-0	0-0	2-4	1-1-2	1	2	0	10	
31	Williston, Aspen		0-0	0-0	0-0	0-0-0	0	0	0	2	
TEAM Totals			14-50	5-22	23-30	15-16-31	17	56	10	200	

	1st Q	2nd Q	3rd Q	4th Q	Game
Field Goals	.333	.375	.100	.294	.280
Three-Point FG	.429	.000	.000	.250	.227
Free Throws	.000	.750	.786	.750	.767
Deadball Rebounds					5

Blocks: 0; Steals: 8 (Veitenheimer, 3)

Kansas State (10-4, 1-1 Big 12)											
No.	N A M E	FG	3FG	FT	RB	PF	TP	A	MIN		
11	Williams, Peyton	f	6-9	0-0	2-2	5-7-12	0	14	6	34	
15	Jones, Kali	f	3-3	0-0	2-2	2-3-5	4	8	0	19	
10	Goth, Kayla	g	5-10	2-4	4-5	0-1-1	1	16	5	35	
12	Ranke, Rachel	g	7-14	5-11	0-0	1-3-4	1	19	6	33	
43	Carr, Christianna	g	5-12	4-8	0-0	1-1-2	3	14	3	29	
01	Simmons, Savannah		0-1	0-0	0-0	0-2-2	1	0	3	7	
05	Wiggins, Alisa		0-0	0-0	0-0	0-0-0	0	0	0	2	
13	Macke, Laura		2-2	0-0	0-0	1-1-2	1	4	0	6	
25	Beard, Jasauen		1-3	0-0	2-2	1-0-1	5	4	0	13	
33	Ray, Ashley		2-2	0-0	1-2	1-1-2	3	5	1	11	
40	Lakes, Maary		1-3	0-0	0-1	0-1-1	4	2	0	11	
TEAM Totals			32-59	11-23	11-14	12-22-34	23	86	24	200	

	1st Q	2nd Q	3rd Q	4th Q	Game
Field Goals	.462	.786	.500	.450	.542
Three-Point FG	.571	.500	.429	.400	.478
Free Throws	1.000	.667	.833	.667	.786
Deadball Rebounds					3

Blocks: 6 (Lakes, 3); Steals: 12 (Ranke, 4)

Officials: Jesse Dickerson, Brian Garland, Nykessa Thompson
 Technical Fouls: Oklahoma-None; Kansas State-None | Attendance: 6181

Score by Periods	1st	2nd	3rd	4th	Total
Oklahoma	13	12	13	18	56
Kansas State	18	26	20	22	86

GAME 15 Kansas State (4/4) Baylor January 9, 2019 | Waco, Texas

Kansas State (10-5, 1-2 Big 12)											
No.	N A M E	FG	3FG	FT	RB	PF	TP	A	MIN		
11	Williams, Peyton	f	7-17	2-6	2-2	1-9-10	2	18	0	40-	
25	Beard, Jasauen	f	3-8	1-2	1-3	2-0-2	4	8	0	24	
10	Goth, Kayla	g	3-8	0-2	2-2	0-5-5	2	8	3	39	
12	Ranke, Rachel	g	2-8	2-5	1-2	0-2-2	1	7	1	37	
43	Carr, Christianna	g	2-12	1-8	0-0	2-5-7	3	5	3	30	
01	Simmons, Savannah		0-0	0-0	0-0	0-1-1	1	0	0	4	
13	Macke, Laura		1-3	1-3	1-2	0-3-3	1	4	1	21	
33	Ray, Ashley		0-0	0-0	0-0	1-0-1	0	0	0	5	
TEAM Totals			18-56	7-26	7-11	7-25-32	14	50	8	200	

	1st Q	2nd Q	3rd Q	4th Q	Game
Field Goals	.333	.375	.500	.125	.321
Three-Point FG	.500	.250	.400	.182	.269
Free Throws	1.000	.000	.500	1.000	.636
Deadball Rebounds					1

Blocks: 2 (Williams & Carr); Steals: 4 (Williams, 3)

Baylor (12-1, 2-0 Big 12)											
No.	N A M E	FG	3FG	FT	RB	PF	TP	A	MIN		
15	Cox, Lauren	f	6-10	0-0	1-2	2-8-10	3	13	5	37	
21	Brown, Kalani	c	7-13	0-0	2-3	4-5-9	1	16	3	32	
02	Richards, DiDi	g	2-7	0-0	0-1	1-0-1	2	4	2	29	
20	Landrum, Juicy	g	6-10	0-1	0-0	0-7-7	2	12	3	40	
24	Jackson, Chloe	g	3-13	0-0	2-2	2-5-7	0	8	4	37	
01	Smith, Nalysssa		3-6	0-1	1-2	1-3-4	2	7	0	14	
12	Ursin, Moon		0-2	0-2	0-0	0-2-2	0	0	1	6	
25	Egbo, Queen		2-2	0-0	1-1	1-2-3	0	5	0	5	
TEAM Totals			29-63	0-4	7-11	11-33-44	10	65	18	200	

	1st Q	2nd Q	3rd Q	4th Q	Game
Field Goals	.500	.538	.400	.412	.460
Three-Point FG	.000	.000	.000	.000	.000
Free Throws	.000	.667	.667	.500	.636
Deadball Rebounds					3

Blocks: 8 (Cox, 3); Steals: 5 (Richards, 2)
 Officials: Mark Zentz, Michael McConnell, Tiffany Bird
 Technical Fouls: Kansas State-None; Baylor-None | Attendance: 5,025

Score by Periods	1st	2nd	3rd	4th	Total
Kansas State	11	14	17	8	50
Baylor	18	16	16	15	65

GAME 16 Kansas Kansas State January 13, 2019 | Manhattan, Kan.

Kansas (11-3, 1-2 Big 12)											
No.	N A M E	FG	3FG	FT	RB	PF	TP	A	MIN		
14	Richardson, Austin	f	4-12	0-3	4-7	7-3-10	2	12	2	34	
35	Helgren, Bailey	c	2-4	0-0	0-0	2-5-7	2	4	0	21	
00	Lyons, Christalah	g	7-16	0-1	6-6	0-7-7	2	20	1	31	
03	Washington, Jessica	g	3-11	0-2	1-2	2-2-4	5	7	2	33	
33	Kopatchich, Kylee	g	4-10	1-4	1-3	0-4-5	2	10	0	36	
01	Lott, Chelsea		0-5	0-0	0-0	3-1-4	1	0	1	12	
02	Osorio, Brianna		0-1	0-0	0-0	0-0-0	0	0	1	15	
05	Thomas, Aniya		2-2	1-1	0-0	0-0-0	1	5	1	4	
12	Wilson, Micaela		0-1	0-1	2-2	2-1-3	2	2	0	6	
31	Franklin, Brittany		0-2	0-0	1-2	1-1-2	1	1	0	8	
TEAM Totals			22-64	2-12	15-22	18-26-44	18	61	8	200	

	1st Q	2nd Q	3rd Q	4th Q	Game
Field Goals	.235	.474	.286	.357	.344
Three-Point FG	.000	.500	.000	.250	.167
Free Throws	.750	.500	.750	.667	.682
Deadball Rebounds					5

Blocks: 2 (Richardson, 2); Steals: 8 (Kopatchich, 4)

Kansas State (10-6, 1-3 Big 12)											
No.	N A M E		FG	3FG	FT	RB	PF	TP	A	MIN	
11	Williams, Peyton	f	5-8	0-2	9-11	1-7-8	3	19	0	32	
25	Beard, Jasajuan	f	1-8	0-2	3-4	3-5-8	2	5	1	24	
10	Gio, Kayla	g	4-12	0-2	3-4	1-3-4	0	11	7	40	
12	Ranke, Rachel	g	0-1	2-8	0-0	0-0	1	1	1	36	
43	McCristiana	g	0-4	1-2	0-0	0-0	5	1	23	1	
01	Simmons, Savannah		0-1	0-1	0-0	0-1-1	2	0	0	7	
13	Macke, Laura		0-2	0-1	0-0	0-1-1	0	0	0	8	
15	Jones, Kali		3-3	0-0	0-0	0-1-1	4	6	0	20	
33	Ray, Ashley		1-1	0-0	0-0	0-2-2	2	2	0	10	
	TEAM					3-3-6					
			18-52	2-21	16-23	8-26-34	22	54	10	200	

GAME 19
Oklahoma State
Kansas State
January 23, 2019 | Manhattan, Kan.**48**
59**Oklahoma State (12-5, 3-3 Big 12)**

No.	N A M E		FG	3FG	FT	RB	PF	TP	A	MIN
01	De Lapp, Kassidy	f	2-5	0-0	0-0	4-4-8	2	4	1	26
12	Gray, Vivian	f	6-21	0-2	2-2	4-6-10	4	14	4	39
20	Jones, LaTashia	f	2-5	1-2	0-0	3-5-8	1	5	0	18
14	Miller, Braxtin	g	4-18	3-9	4-4	0-4-4	2	15	1	38
21	Asberry, Ja'Mee	g	1-8	0-4	2-2	1-1-2	0	4	2	21
10	Gerlich, Bryn		0-2	0-1	0-0	0-0-0	0	0	0	3
15	Gnanou, Mariam		0-1	0-0	0-0	0-1-1	1	0	0	6
23	Hobbs, Jaden		1-5	1-5	0-0	0-1-1	0	3	1	21
24	Wheeler, Karli		0-1	0-0	0-0	0-0-0	1	0	1	1
25	Winchester, Abbie		0-0	0-0	1-2	1-0-1	3	1	0	8
30	Castro, Maria		0-3	0-3	0-0	0-1-1	0	0	1	7
33	De Sousa, Citlan		1-3	0-1	0-0	1-2-3	0	2	0	12
TEAM						2-3-5				
Totals			17-72	5-27	9-10	16-28-44	14	48	11	200

	1st Q	2nd Q	3rd Q	4th Q	Game
Field Goals	.067	.409	.211	.188	.236
Three-Point FG	.091	.250	.286	.200	.185
Free Throws	.000	.000	.000	.900	.900
Deadball Rebounds					3
Blocks: 4 (Gray, 3); Steals: 10 (Miller, 4)					

Kansas State (13-6, 4-3 Big 12)

No.	N A M E	FG	3FG	FT	RB	PF	TP	A	MIN	
11	Williams, Peyton	f	10-17	1-1	2-3	2-8-10	2	23	2	37
33	Ray, Ashley	f	1-3	0-0	0-0	0-4-4	1	2	0	16
10	Goth, Kayla	g	3-10	1-2	4-8	1-6-7	1	11	6	38
12	Ranke, Rachel	g	1-11	1-7	0-0	0-5-5	1	3	0	31
43	Carr, Christianna	g	2-6	1-2	0-0	0-6-6	1	5	0	28
01	Simmons, Savannah		0-0	0-0	0-0	0-0-0	0	0	0	2
13	Macke, Laura		0-0	0-0	0-0	1-1-2	0	0	0	3
15	Jones, Kali		3-6	0-0	3-4	4-2-6	1	9	1	22
25	Beard, Jasauen		2-6	0-0	2-4	1-4-5	3	6	0	23
TEAM					2-2-4					
Totals			22-59	4-12	11-19	11-38-49	10	59	9	200

	1st Q	2nd Q	3rd Q	4th Q	Game
Field Goals	.313	.231	.429	.500	.373
Three-Point FG	.333	.000	.667	.000	.333
Free Throws	.000	.500	.500	.692	.579
Deadball Rebounds					5
Blocks: 6 (Williams, 2); Steals: 7 (Goth, 3)					

Officials: Scott Yarbrough, Brenda Pantoja, Doug Knight
Technical Fouls: Oklahoma State-None; Kansas State-None | Attendance: 2821

Score by Periods	1st	2nd	3rd	4th	Total
Oklahoma State	3	19	10	16	48
Kansas State	12	7	15	25	59

GAME 20
Kansas State
West Virginia
January 26, 2019 | Morgantown, W. Va.**30**
60**Kansas State (13-7, 4-4 Big 12)**

No.	N A M E	FG	3FG	FT	RB	PF	TP	A	MIN	
10	Goth, Kayla	g	4-12	0-2	0-0	1-1-2	0	8	4	37
11	Williams, Peyton	f	3-13	0-1	2-2	6-6-12	2	8	0	33
12	Ranke, Rachel	g	0-10	0-7	3-4	0-2-1	1	3	1	32
33	Ray, Ashley	f	0-3	0-0	0-0	0-1-1	1	0	0	16
43	Carr, Christianna	g	2-9	0-5	3-6	1-2-3	2	7	0	34
01	Simmons, Savannah		0-1	0-1	0-0	0-0-0	0	0	0	5
05	Wiggins, Alisa		0-0	0-0	0-0	0-0-0	0	0	0	3
13	Macke, Laura		0-0	0-0	0-2	0-0-0	0	0	0	5
15	Jones, Kali		1-2	0-0	0-0	2-0-2	5	2	0	15
25	Beard, Jasauen		1-5	0-2	0-0	0-3-3	4	2	0	20
Totals			11-55	0-18	8-14	11-16-27	15	30	5	200

	1st Q	2nd Q	3rd Q	4th Q	Game
Field Goals	.231	.176	.267	.100	.200
Three-Point FG	.000	.000	.000	.000	.000
Free Throws	.750	.500	1.000	.333	.571
Deadball Rebounds					4
Blocks: 4 (Williams, Carr, Jones, Beard); Steals: 6 (Goth & Ranke, 2)					

West Virginia (14-5, 5-3 Big 12)

No.	N A M E		FG	3FG	FT	RB	PF	TP	A	MIN
00	Davenport, Naomi	f	7-15	1-2	1-3	5-10-15	1	16	5	37
05	Martin, Tynice	g	4-17	2-8	3-4	2-7-9	1	13	2	40
15	Rudd, Lucky	g	4-7	2-4	2-2	2-6-8	1	12	2	39
30	Smith, Madisen	g	2-6	1-4	2-2	1-3-4	3	7	4	38
34	Ekhielar, Theresa	c	2-2	0-0	0-0	1-4-5	0	4	0	19
04	Staples, Nia		0-1	0-0	0-0	0-1-1	2	0	0	3
12	Jordan, Jala		0-0	0-0	0-0	0-0-0	1	0	0	2
14	NiBlack, Kari		3-7	0-0	2-4	3-3-6	3	8	0	22
	Team					4-1-5				
	Totals		22-55	6-18	10-15	18-35-53	12	60	13	200

	1st Q	2nd Q	3rd Q	4th Q	Game
Field Goals	.250	.538	.643	.188	.400
Three-Point FG	.200	.000	.667	.167	.333
Free Throws	.250	.667	1.000	.833	.667
Deadball Rebounds					4
Blocks: 1 (NiBlack); Steals: 6 (Martin, 2)					

Officials: Dee Kantner, Gina Cross, Brian Hall
Technical Fouls: Kansas State-None; West Virginia-None | Attendance: 3229

Score by Periods	1st	2nd	3rd	4th	Total
Kansas State	9	7	10	4	30
West Virginia	8	16	24	12	60

GAME 21
TCU
Kansas State
January 30, 2019 | Manhattan, Kan.**61**
47**TCU (15-5, 5-4 Big 12)**

No.	N A M E		FG	3FG	FT	RB	PF	TP	A	MIN
00	Okonkwo, Amy	f	5-11	2-6	4-4	1-3-4	4	16	1	26
22	Moore, Jordan	c	2-5	0-0	2-4	4-3-7	2	6	1	23
20	Heard, Lauren	g	6-14	3-9	5-6	0-5-5	2	20	5	35
25	Ray, Kianna	g	6-7	4-4	0-0	1-1-2	5	16	2	30
33	Akomolafe, Adeola	f	1-3	0-1	0-0	1-2-3	0	2	1	33
01	Payne, Ryan		0-1	0-1	0-0	0-0-0	1	0	0	3
05	Morris, Yummy		0-0	0-0	0-0	0-1-1	0	0	0	2
15	Woods, Jayde		0-3	0-3	1-2	1-1-2	3	1	3	27
21	Crain, Alexandria		0-1	0-1	0-0	0-0-0	0	0	0	3
24	Vann, Dakota		0-3	0-1	0-0	0-0-0	2	0	1	18
TEAM						2-3-5				
Totals			20-48	9-25	12-16	10-19-29	19	61	14	200

	1st Q	2nd Q	3rd Q	4th Q	Game
Field Goals	.500	.200	.444	.600	.417
Three-Point FG	.444	.200	.286	.500	.260
Free Throws	.000	1.000	.714	.714	.750
Deadball Rebounds					4
Blocks: 2 (Moore, 2); Steals: 15 (Heard, 6)					

Kansas State (13-8, 4-5 Big 12)

No.	N A M E		FG	3FG	FT	RB	PF	TP	A	MIN
11	Williams, Peyton	f	1-6	0-2	2-2	3-5-8	2	4	4	40
15	Jones, Kali	f	4-4	0-0	0-0	1-1-2	1	8	0	24
10	Goth, Kayla	g	6-11	1-2	4-4	1-4-5	2	17	4	40
12	Ranke, Rachel	g	2-13	0-8	3-4	2-4-6	3	7	0	37
43	Carr, Christianna	g	2-5	2-5	0-0	1-0-1	4	6	0	26
01	Simmons, Savannah		0-0	0-0	0-0	0-0-0	1	0	0	1
25	Beard, Jasauen		1-5	0-1	3-6	0-2-2	4	5	0	28
33	Ray, Ashley		0-1	0-0	0-0	0-0-0	0	0	0	4
TEAM			1-2-3							
Totals			16-45	3-18	12-16	9-18-27	17	47	8	200

	1st Q	2nd Q	3rd Q	4th Q	Game
Field Goals	.500	.273	.308	.385	.356
Three-Point FG	.000	.000	.286	.143	.167
Free Throws	.500	.750	.500	1.000	.750
Deadball Rebounds					5
Blocks: 0; Steals: 7 (Williams, 3)					

Officials: Beverly Roberts, Felicia Grinter, Kevin Pethel
Technical Fouls: TCU-None; Kansas State-None | Attendance: 2676

Score by Periods	1st	2nd	3rd	4th	Total
TCU	18	9	15	19	61
Kansas State	9	9	12	17	47

GAME 22
(23/25) Iowa State
Kansas State
February 2, 2019 | Manhattan, Kan.**81**
52**Iowa State (17-5, 7-3 Big 12)**

No.	N A M E		FG	3FG	FT	RB	PF	TP	A	MIN
01	Wise, Madison	f	4-9	4-9	2-4	1-6	7	1	14	33
25	Scott, Kristin	c	6-10	2-3	0-0	1-11-12	1	14	1	32
21	Carleton, Bridget	g	6-15	0-5	7-7	2-6-8	1	19	4	36
24	Jones, Ashley	g	5-11	4-9	2-2	0-2-2	1	16	0	35
33	Middleton, Alexa	g	3-7	1-3	0-0	1-2-3	2	7	7	30
04	Johnson, Rae		0-0	0-0	0-0	0-1-1	3	0	1	10
10	Washington, Nia		0-0	0-0	0-0	0-0-0	0	0	0	3
11	Thurmon, Jade		0-1	0-0	0-0	0-0-0	1	0	0	4
13	Camber, Adriana		0-0	0-0	4-4	0-1-1	0	4	0	4
15	Nezerwa, Ines		3-4	0-0	0-0	2-4-6	2	6	0	6
32	Burkhall, Meredith		0-2	0-0	1-2	0-0-0	3	1	0	7
TEAM						2-2-4				
Totals			27-59	11-29	16-19	9-35-44	15	81	14	200

	1st Q	2nd Q	3rd Q	4th Q	Game
Field Goals	.300	.500	.643	.467	.458
Three-Point FG	.250	.400	.600	.000	.379
Free Throws	.800	.750	1.000	.875	.842
Deadball Rebounds					2
Blocks: 5 (Carleton & Nezerwa, 2); Steals: 5 (Middleton, 2)					

Kansas State (13-9, 4-6 Big 12)

No.	N A M E		FG	3FG	FT	RB	PF	TP	A	MIN
11	Williams, Peyton	f	5-11	1-2	4-5	2-7-9	3	15	2	31
15	Jones, Kali	f	1-3	0-0	0-0	1-1-3	1	2	0	16
10	Goth, Kayla	g	6-17	2-5	1-2	1-5-6	1	15	6	37
12	Ranke, Rachel	g	0-2	0-1	0-0	0-0-0	2	0	0	29
43	Carr, Christianna	g	3-10	3-6	3-4	0-1-1	2	12	1	39
01	Simmons, Savannah		0-1	0-0	0-0	0-0-0	0	0	0	3
13	Macke, Laura		1-4	0-2	0-2	0-2-2	3	2	1	18
25	Beard, Jasauen		2-8	0-1	2-4	0-3-3	2	6	1	23
33	Ray, Ashley		0-1	0-0	0-0	0-1-1	0	0	0	4
Totals						2-2-4				
			18-57	6-17	10-17	7-22-29	14	52	11	200

	1st Q	2nd Q	3rd Q	4th Q	Game
Field Goals	.333	.214	.412	.286	.316
Three-Point FG	.000	.333	.400	.667	.353
Free Throws	.500	.000	.800	.500	.588
Deadball Rebounds					6
Blocks: 3 (Williams, 2); Steals: 4 (Williams, Goth, Carr, Ray)					

Officials: Lisa Jones, Cameron Inouye, Michael McConnell
Technical Fouls: Iowa State-None; Kansas State-None | Attendance: 3668

GAME 25 (1/1) Baylor Kansas State February 13, 2019 | Manhattan, Kan.

GAME 27 (rv/-) Kansas State TCU February 23, 2019 | Fort Worth, Texas

GAME 29 Texas Tech (rv/-) Kansas State March 2, 2019 | Bramlage Coliseum

Bayor (22-11, 12-0 Big 12)										
No.	N A M E		FG	3FG	FT	RB	PF	TP	A	MIN
15	Cox, Lauren	f	7-11	0-1	0-0	2-7-9	0	14	5	33
21	Brown, Kalani	c	3-5	0-0	4-5	1-11-12	2	10	2	29
02	Richards, DiDi	g	2-2	0-0	0-0	1-0-1	3	4	1	25
20	Landrum, Juicy	g	6-9	2-2	1-2	0-4-4	0	15	5	38
24	Jackson, Chloe	g	8-17	0-0	0-0	0-2-2	2	16	7	37
01	Smith, Nalysa		1-2	0-0	4-4	0-4-4	2	6	0	13
03	Oliver, Trinity		0-0	0-0	1-2	0-0-0	0	1	0	2
04	Scott-Grayson, H.		0-0	0-0	0-0	0-0-0	1	0	0	3
10	DeCosta, Aquira		1-2	0-1	0-0	1-0-1	2	2	0	3
12	Ursin, Moon		0-0	0-0	0-0	0-2-2	3	0	1	7
25	Egbo, Queen		1-2	0-0	1-1	1-2-3	1	3	0	9
51	Bickle, Caitlin		0-0	0-0	0-0	0-0-0	0	0	0	1
TEAM						1-1-2				
Totals			29-50	2-4	11-14	7-33-40	16	71	21	200

	1st Q	2nd Q	3rd Q	4th Q	Game
Field Goals	.643	.571	.714	.250	.580
Three-Point FG	.500	1.000	.000	.000	.500
Free Throws	1.000	.667	1.000	.750	.786
Deadball Rebounds					0
Blocks: 4 (Cox, 2); Steals: 8 (Jackson, 5)					

No.	N A M E	FG	3FG	FT	RB	PF	TP	A	MIN		
11	Williams, Peyton	f	4-14	1-6	2-2	2-4	3	11	1	34	
15	Jones, Kali	f	0-1	0-0	1-2	5-4	9	2	1	17	
10	Goth, Kayla	g	3-16	0-4	1-3	0-1	1	7	3	34	
12	Ranke, Rachel	g	2-8	2-7	0-0	0-1	1	2	6	1	33
43	Carr, Christianna	g	2-8	1-5	4-5	0-2	2	9	0	33	
01	Simmons, Savannah		0-0	0-0	0-0	0-0	0	0	0	6	
05	Wiggins, Alisa		0-0	0-0	0-0	0-1	0	0	0	2	
13	Macke, Laura		2-3	0-0	0-0	1-0	1	0	4	0	13
25	Beard, Jasauen		3-10	0-2	4-4	2-4	3	10	0	24	
33	Ray, Ashley		0-0	0-0	0-0	0-0	1	0	0	4	
TEAM					2-2						
Totals			16-60	4-24	12-16	12-17	29	14	48	6	200

	1st Q	2nd Q	3rd Q	4th Q	Game
Field Goals	.235	.333	.167	.308	.267
Three-Point FG	.111	.143	.667	.000	.167
Free Throws	.000	.000	.750	.857	.750
Deadball Rebounds					3
Blocks: 3 (Williams, Ranke, Carr); Steals: 8 (Williams, 3)					

Officials: Felicia Grinter, Jesse Dickerson, Brian Garland
Technical Fouls: Baylor-None; Kansas State-None | Attendance: 3481

Score by Periods	1st	2nd	3rd	4th	Total
Baylor	21	19	21	10	71
Kansas State	9	13	12	14	48

GAME 26 Kansas State (15/15) Texas February 17, 2019 | Austin, Texas

Kansas State (17-10, 8-7 Big 12)											
No.	N A M E		FG	3FG	FT	RB	PF	TP	A	MIN	
11	Williams, Peyton	f	8-12	0-1	2-3	2-7	3	18	2	37	
15	Jones, Kali	f	5-5	0-0	2-4	2-3	4	12	0	20	
10	Goth, Kayla	g	3-6	0-2	6-7	0-4	4	3	12	39	
12	Ranke, Rachel	g	3-12	1-8	0-0	0-2	2	7	1	32	
43	Carr, Christianna	g	1-9	1-5	2-2	1-1	2	5	1	25	
01	Simmons, Savannah	g	0-0	0-0	0-0	0-0	0	0	0	1	
13	Macke, Laura	g	2-2	0-0	2-3	3-1	4	6	1	13	
25	Beard, Jasauen	g	6-10	1-1	2-2	1-1	2	3	15	3	
33	Ray, Ashley	g	0-1	0-0	0-0	0-1	1	0	0	6	
TEAM						1-3					
Totals			28-57	3-17	16-21	10-23	33	19	75	15	200

	1st Q	2nd Q	3rd Q	4th Q	Game
Field Goals	.643	.333	.615	.400	.491
Three-Point FG	.333	.400	.000	.000	.176
Free Throws	1.000	.667	.667	.833	.762
Deadball Rebounds					4
Blocks: 5 (Williams, 2); Steals: 12 (Goth, 4)					

TCU (18-8, 8-7 Big 12)										
No.	N A M E		FG	3FG	FT	RB	PF	TP	A	MIN
00	Okonkwo, Amy	f	5-14	5-11	0-0	1-4-5	1	15	0	28
33	Akomafo, Adola	f	0-1	0-0	3-6	2-2-4	3	3	2	27
22	Moore, Jordan	c	8-12	0-0	11-12	5-6-11	1	27	1	40
20	Heard, Lauren	g	0-9	0-3	6-8	1-3-4	5	6	3	33
25	Ray, Kianna	g	4-9	4-7	0-0	0-0-0	2	12	6	38
01	Payne, Ryan		0-3	0-1	0-0	0-0-0	2	0	0	1
15	Woods, Jayde		3-4	1-2	2-4	1-2-3	2	9	5	29
24	Vann, Dakota		0-1	0-0	0-0	0-0-0	2	0	0	4
TEAM						2-3-5				
Totals			20-53	10-24	22-30	12-20-32	18	72	17	200

	1st Q	2nd Q	3rd Q	4th Q	Game
Field Goals	.235	.500	.417	.417	.377
Three-Point FG	.143	.571	.600	.400	.417
Free Throws	.875	.667	.667	.750	.733
Deadball Rebounds					6
Blocks: 7 (Moore, 5); Steals: 10 (Akomafo & Moore, 3)					

Officials: Jesse Dickerson, Maj Forsberg, Julie Krommenhoek
Technical Fouls: Kansas State-None; TCU-None | Attendance: 2606

Score by Periods	1st	2nd	3rd	4th	Total
Kansas State	22	14	22	17	75
TCU	16	20	21	15	72

GAME 28 (rv/-) West Virginia (rv/-) Kansas State February 27, 2019 | Manhattan, Kan.

Texas Tech (12-16, 3-14 Big 12)										
No.	N A M E	FG	3FG	FT	RB	PF	TP	A	MIN	
20	Brewer, Brittany	f	9-17	1-2	1-2	2-1-3	1	20	0	25
30	Sanders, Zuri	f	6-14	0-0	3-3	8-12	3	15	4	29
02	Goodson, Sydney	g	3-9	2-8	2-2	0-3	3	4	10	2
04	Carr, Christlyn	g	3-15	2-8	0-0	1-0	1	1	8	6
23	Hayden, Angel	g	0-0	0-0	0-0	1-3-4	1	0	6	39
01	DeGrato, Erin	g	4-8	0-0	2-3	2-5	2	10	1	18
03	Sidney, Eryka	g	0-0	0-0	0-0	0-0-0	0	0	0	1
32	Shoals, Kiara	g	2-4	0-0	0-0	0-2-2	1	4	0	8
TEAM						2-2-4				
Totals		27-67	5-18	8-10	16-18-14	13	67	19	200	

	1st Q	2nd Q	3rd Q	4th Q	Game
Field Goals	.444	.615	.333	.267	.403
Three-Point FG	.600	.000	.000	.333	.278
Free Throws	1.000	.500	.833	.000	.800
Deadball Rebounds					1
Blocks: 0; Steals: 12 (Sanders & Goodson, 3)					

Kanas State (19-10, 10-7 Big 12)											
No.	N A M E		FG	3FG	FT	RB	PF	TP	A	MIN	
11	Williams, Peyton	f	9-13	1-2	5-6	5-10	1	24	3	39	
15	Jones, Kali	f	5-8	0-0	1-2	6-9	4	11	0	20	
10	Goth, Kayla	g	3-5	0-1	4-6	0-1	1	10	12	39	
12	Ranke, Rachel	g	4-9	2-5	1-2	0-8	0	11	2	33	
43	Carr, Christianna	g	4-12	2-7	0-0	0-2	2	10	2	29	
01	Simmons, Savannah	g	0-0	0-0	0-0	0-0	0	0	0	2	
13	Macke, Laura	g	2-4	1-2	0-0	0-0	1	5	2	20	
25	Beard, Jasauen	g	1-5	1-1	1-2	0-0	1	4	0	16	
33	Ray, Ashley	g	0-0	0-0	0-0	0-0	2	0	0	2	
TEAM						0-2					
Totals			28-56	7-18	12-18	11-26	37	11	75	21	200

	1st Q	2nd Q	3rd Q	4th Q	Game
Field Goals	.667	.500	.643	.250	.500
Three-Point FG	.333	.333	.667	.000	.389
Free Throws	.500	1.000	1.000	.500	.667
Deadball Rebounds					4
Blocks: 7 (Williams & Jones, 2); Steals: 7 (Williams, 3)					

Officials: Gina Cross, Jesse Dickerson, Brian Garland
Technical Fouls: Texas Tech-None; Kansas State-None | Attendance: 4030

Score by Periods	1st	2nd	3rd	4th	Total
Texas Tech	21	17	19	10	67
Kansas State	19	20	24	12	75

GAME 30 (rv/-) Kansas State Oklahoma State March 4, 2019 | Stillwater, Okla.

Kans. State (16-10, 7-7 Big 12)										
No.	N A M E		FG	3FG	FT	RB	PF	TP	A	MIN
11	Williams, Peyton	f	3-9	1-3	6-8	2-12	14	1	13	1 38
15	Jones, Kali	f	4-7	0-0	1-2	5-6	11	2	9	2 34
10	Goth, Kayla	g	5-13	3-4	2-3	2-3	2	15	7	38 38
12	Ranke, Rachel	g	3-11	3-8	2-4	0-2	2	4	11	3 31
43	Carr, Christianna	g	3-9	1-5	0-0	0-1	1	7	0	28 28
01	Simmons, Savannah	g	0-1	0-0	0-0	0-0	0	0	0	2 2
13	Macke, Laura	g	1-1	1-1	0-0	0-1	1	3	0	3 3
25	Beard, Jasauen	g	4-11	1-2	2-4	0-2	2	11	0	19 19
33	Ray, Ashley	g	0-0	0-0	0-0	0-0	1	0	0	7 7
TEAM						2-1-3				
Totals			23-62	10-23	13-21	11-28-39	13	69	13	200

	1st Q	2nd Q	3rd Q	4th Q	Game
Field Goals	.125	.500	.353	.538	.371
Three-Point FG	.000	.500	.556	.333	.435
Free Throws	.750	.000	.500	.600	.619
Deadball Rebounds					6
Blocks: 3 (Jones, 3); Steals: 4 (four tied, 1)					

Texans (20-6, 10-4 Big 12)										
No.	N A M E		FG	3FG	FT	RB	PF	TP	A	MIN
24	Holmes, Joyner	f	2-7	0-1	2-2	0-5-5	4	6	3	24
40	White, Jatarie	c	1-6	0-0	0-0	2-7-9	3	2	0	26
01	Sutton, Sug	g	2-10	0-4	2-2	0-4-4	5	6	9	35
03	Williams, Danni	g	5-13	4-8	0-0	2-2-4	1	14	1	37
04	Littleton, Destiny	g	6-13	3-6	1-2	1-3-4	4	2	16	34
11	Allen-Taylor, Joanne	g	0-0	0-0	0-0	0-0-0	0	0	0	0+
12	Underwood, Jada	g	0-0	0-0	0-0	0-0-0	1	0	0	7
14	Aborowa, Olamide	g	0-1	0-0	0-0	2-2-4	0	0	0	12
31	Warren, Audrey	g	1-4	0-1	2-2	2-1-3	1	4	0	6
35	Collier, Charli	g	4-9	1-1	3-6	4-4-8	1	12	0	19
TEAM			1-0-1							
Totals			21-63	8-21	10-14	12-28-42	18	60	13	200

GAME 31 (rv/-) Kansas State
West Virginia
March 9, 2019 | Oklahoma City, Okla.72
59

Kansas State (21-10, 11-7 Big 12)

No.	N A M E	FG	3FG	FT	RB	PF	TP	A	MIN
11	Williams, Peyton	f	6-15	1-5	9-9	3	22	1	38
15	Jones, Kali	f	0-2	0-0	0-0	4	0	0	11
10	Goth, Kayla	g	2-9	0-1	1-2	1-1-2	0	5	13
12	Ranke, Rachel	g	8-20	4-12	1-1	2-4-6	1	21	0
43	Carr, Christianna	g	4-12	3-8	1-2	2-4-6	2	12	1
01	Simmons, Savannah		0-0	0-0	1-2	0-1-1	0	1	0
05	Wiggins, Alisa		0-0	0-0	0-0	0-0-0	0	0	0
13	Macke, Laura		1-2	1-2	0-0	2-1-3	3	3	0
25	Beard, Jasauen		3-7	0-1	2-2	0-5-5	2	8	1
33	Ray, Ashley		0-1	0-0	0-0	2-0-2	1	0	0
TEAM					2-3-5				
Totals			24-68	9-29	15-18	14-24-38	16	72	16

	1st Q	2nd Q	3rd Q	4th Q	Game
Field Goals	.350	.353	.313	.400	.353
Three-Point FG	.273	.286	.250	.429	.310
Free Throws	1.000	.000	1.000	.700	.833
Deadball Rebounds					1
Blocks: 4 (Carr, 3); Steals: 18 (Beard, 5)					

West Virginia (20-10, 11-7 Big 12)

No.	N A M E	FG	3FG	FT	RB	PF	TP	A	MIN
34	Ekhelar, Theresa	c	3-7	0-0	3-4	1-6-7	4	9	1
00	Davenport, Naomi	g	6-13	1-4	1-1	1-3-4	3	14	6
05	Martin, Tynice	g	2-11	0-2	5-5	1-5-6	0	9	1
15	Rudd, Lucky	g	1-1	0-0	0-0	0-1-1	1	2	1
30	Smith, Madisen	g	1-4	0-1	1-2	1-5-6	2	3	2
04	Staples, Nia		0-0	0-0	0-0	0-0-0	0	0	0
12	Jordan, Jala		0-1	0-0	0-0	1-0-1	0	0	0
14	Niblack, Kari		3-6	0-0	7-10	2-3-5	4	13	0
22	Pardee, Katrina		3-7	3-6	0-0	1-4-5	2	9	3
Team					1-4-5				
Totals			19-50	4-13	17-22	9-31-40	16	59	14

	1st Q	2nd Q	3rd Q	4th Q	Game
Field Goals	.231	.467	.429	.375	.380
Three-Point FG	.000	.600	.333	.000	.308
Free Throws	.500	.800	1.000	.833	.773
Deadball Rebounds					4
Blocks: 1 (Ekhelar); Steals: 8 (Davenport & Smith, 2)					

Officials: Scott Yarbrough, Amy Bonner, Brian Hall
Technical Fouls: Kansas State-None; West Virginia-None | Attendance: 3353

Score by Periods	1st	2nd	3rd	4th	Total
Kansas State	21	14	15	22	72
West Virginia	8	21	14	16	59

GAME 32 (rv/-) Kansas State
(1/1) Baylor
March 10, 2019 | Oklahoma City, Okla.60
88

Kansas State (21-11, 11-7 Big 12)

No.	N A M E	FG	3FG	FT	RB	PF	TP	A	MIN
11	Williams, Peyton	f	2-8	0-4	8-9	3-4-7	3	12	0
15	Jones, Kali	f	2-6	0-0	2-3	4-2-6	4	6	1
10	Goth, Kayla	g	3-10	0-2	3-4	1-2-3	0	9	4
12	Ranke, Rachel	g	4-12	2-6	0-0	0-3-3	0	10	3
43	Carr, Christianna	g	3-14	2-6	4-4	2-1-3	2	12	0
01	Simmons, Savannah		0-0	0-0	0-0	0-0-0	0	0	0
13	Macke, Laura		0-1	0-0	2-2	0-0-0	1	2	0
25	Beard, Jasauen		3-8	1-1	2-2	1-1-2	5	9	1
33	Ray, Ashley		0-0	0-0	0-2	0-0-0	1	0	0
TEAM					1-7-8				
Totals			17-59	5-19	21-26	12-20-32	16	60	9

	1st Q	2nd Q	3rd Q	4th Q	Game
Field Goals	.444	.182	.235	.231	.288
Three-Point FG	.500	.000	.167	.250	.263
Free Throws	.000	.700	.778	1.000	.808
Deadball Rebounds					3
Blocks: 3 (Jones, Goth, Ranke); Steals: 5 (Ranke, 3)					

Baylor (30-1, 18-0 Big 12)

No.	N A M E	FG	3FG	FT	RB	PF	TP	A	MIN
15	Cox, Lauren	f	4-13	1-1	9-11	9-6-15	1	18	8
21	Brown, Kalani	c	10-14	0-0	4-4	5-4-9	3	24	1
02	Richards, Didi	g	1-2	0-0	1-5	3-0-3	3	3	2
20	Landrum, Juicy	g	7-14	3-7	2-2	0-4-4	1	19	3
24	Jackson, Chloe	g	5-12	0-0	0-0	0-2-2	1	10	1
01	Smith, Nalyssa		2-4	0-0	2-2	1-4-5	2	6	0
03	Oliver, Trinity		0-1	0-0	0-0	1-0-1	0	0	0
04	Scott-Grayson, H.		1-1	0-0	0-0	0-0-0	0	2	0
10	DeCosta, Aquira		0-5	0-0	0-0	0-6-6	1	0	2
12	Ursin, Moon		0-2	0-2	0-0	0-4-4	1	0	3
25	Egbo, Queen		3-5	0-0	0-2	2-1-3	3	6	0
51	Bickle, Caitlin		0-0	0-0	0-0	0-0-0	1	0	0
TEAM					1-1-2				
Totals			33-73	4-10	18-26	22-32-54	17	88	20

	1st Q	2nd Q	3rd Q	4th Q	Game
Field Goals	.444	.421	.571	.333	.452
Three-Point FG	.400	.000	1.000	.000	.400
Free Throws	.500	.833	.500	1.000	.692
Deadball Rebounds					6
Blocks: 8 (Cox & Richards, 2); Steals: 7 (Richards, 2)					

Officials: Jesse Dickerson, Brian Hall, Julie Krommenhoek
Technical Fouls: Kansas State-Beard, Bench; Baylor-Brown | Attendance: 3754

Score by Periods	1st	2nd	3rd	4th	Total
Kansas State	18	11	16	15	60
Baylor	21	26	29	12	88

GAME 33 (rv/-) Kansas State
(-/-) Michigan
March 22, 2019 | Louisville, Ky.54
84

Kansas State (21-12, 11-7 Big 12)

No.	N A M E	FG	3FG	FT	RB	PF	TP	A	MIN
11	Williams, Peyton	f	1-6	0-3	1-4	3-1-4	1	3	2
15	Jones, Kali	f	1-2	0-0	0-0	1-2-3	2	2	1
10	Goth, Kayla	g	3-8	0-1	2-5	0-2-2	0	8	6
12	Ranke, Rachel	g	4-10	3-7	0-0	1-2-3	0	11	0
43	Carr, Christianna	g	8-20	3-9	2-2	0-3-3	2	21	0
01	Simmons, Savannah		0-0	0-0	0-0	0-0-0	0	0	0
05	Wiggins, Alisa		0-0	0-0	0-0	0-0-0	0	0	1
13	Macke, Laura		1-1	1-1	1-2	1-1-2	1	4	1
25	Beard, Jasauen		2-8	0-1	1-2	0-2-2	4	5	0
33	Ray, Ashley		0-0	0-0	0-2	0-0-0	1	0	0
TEAM									
Totals			20-55	7-22	7-17	6-13-19	11	54	11

	1st Q	2nd Q	3rd Q	4th Q	Game
Field Goals	.455	.429	.250	.357	.364
Three-Point FG	.500	.625	.000	.143	.318
Free Throws	.000	.000	.667	.275	.412
Deadball Rebounds					5
Blocks: 4 (Williams, Carr, Beard, Ray); Steals: 15 (Williams, 6)					

Michigan (22-11, 11-7 Big Ten)

No.	N A M E	FG	3FG	FT	RB	PF	TP	A	MIN
15	Brown, Hailey	f	3-5	0-0	0-0	0-2-2	1	6	0
30	Thome, Hallie	c	4-6	0-0	0-0	2-6-8	0	8	2
01	Dik, Amy	g	3-8	1-2	0-1	1-2-3	3	7	5
10	Munger, Nicole	g	5-10	2-4	1-2	1-2-3	3	13	0
00	Church, Deja	g	3-7	1-2	5-6	2-5-7	2	12	7
02	Hillmon, Naz		8-10	0-0	1-2	5-5-10	2	17	1
00	Simeenge, Priscilla		0-2	0-2	0-0	0-0-0	0	0	0
05	Robbins, Kayla		6-8	0-0	1-1	3-2-5	4	13	2
12	Young, Ariel		1-2	0-0	0-0	0-1-1	0	2	0
14	Johnson, Akienreh		2-4	1-3	0-0	0-5-5	0	5	4
21	Trammel, Samantha		0-1	0-0	0-0	1-1-2	0	0	0
23	Rauch, Danielle		0-0	0-0	0-0	0-0-0	0	0	0
31	Rooks, Taylor		0-0	0-0	0-0	0-0-0	0	0	0
33	Kiser, Emily		0-0	0-0	1-2	1-2-3	2	1	1
TEAM					1-0-1				
Totals			35-63	5-13	9-14	17-33-50	17	84	22

	1st Q	2nd Q	3rd Q	4th Q	Game
Field Goals	.471	.550	.667	.571	.556
Three-Point FG	.333	.500	.000	.500	.385
Free Throws	1.000	.500	.800	.500	.643
Deadball Rebounds					4
Blocks: 2 (Brown & Kiser); Steals: 9 (Munger, 3)					

Officials: Charles Gonzalez, Julie Krommenhoek, Shawn Goode
Technical Fouls: Kansas State-None; Michigan-None | Attendance: 6,593

Score by Periods	1st	2nd	3rd	4th	Total
Kansas State	11	17	12	14	54
Michigan	18	25	20	21	84



10 | KAYLA GOTH

GUARD | 6-1 | DEFOREST, WIS. (DEFOREST HS)

GOTH'S TROPHY CASE

- 2019 All-Big 12 First Team
- 2018-19 Nancy Lieberman Award Watch List
- Three-time Academic All-Big 12 First Team (2017, 2018, 2019)
- Two-time Big 12 Player of the Week (Dec. 10 & Jan. 21)
- Two-time College Sports Madness Big 12 Player of the Week (Dec. 10 & Jan. 21)
- 2019 Kendra Wecker Offensive MVP
- 2018-19 Preseason All-Big 12
- 2018 All-Big 12 Second Team
- 2018 CoSIDA Academic All-District VII Second Team
- 2018 Team MVP
- 2018 Priscilla Gary Hustle Award
- Two-time 1st Infantry Division Sustainment Brigade Tammie Romstad Durable Award (2016 & 2017)
- 2016 Big 12 Academic All-Rookie Team
- Five-time Big 12 Commissioner's Honor Roll

GOTH'S CAREER-HIGHS

Points
Career 30, vs. West Virginia (2/27/19)

Field Goals Made/Attempted
Career 11, twice/ 21, vs. UC Davis (3/23/18)

3-pt. Field Goals Made/Attempted
Career 3, seven times/ 10, vs. Iowa State (3/4/17)

Free Throws Made/Attempted
Career 11, vs. W. Virginia (2/27/19)/ 12, vs. W. Virginia (2/27/19)

Rebounds
Career 9, twice

Assists
Career 13, vs. West Virginia (3/9/19)

Blocks
Career 3, vs. Arizona State (12/16/18)

Steals
Career 4, 11 times

Minutes
Career 45, at Kansas (2/6/19)

MISCELLANEOUS CAREER STATS

Double-Figure Scoring Games	63
20+ Point Games	16
Double-Figure Rebounding Games	-
Double-Doubles	11
5+ Rebound Games	33
Double-Figure Assist Games	13
5+ Assist Games	52
4+ Steal Games	11
2+ Steal Games	54
2+ Block Games	7
4+ Made 3-Pt. FGs	-
2+ Made 3-Pt. FGs	20



- Second player in the 51-year history of women's basketball at Kansas State from the state of Wisconsin.

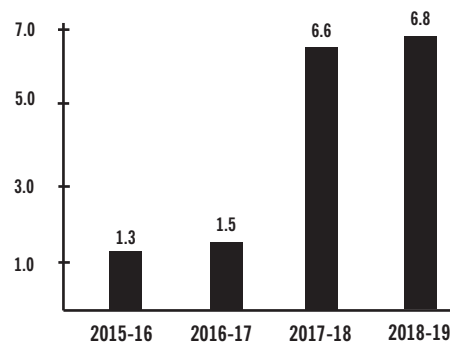
CAREER

20th in program history with 1,253 career points... 4th in school history for career assists (540)... 3rd player in program history with 1,000 or more points, 500 or more assists and 375 or more rebounds... First in school history for career assist to turnover ratio (1.87)... Second in program history for career games with 10 or more assists (13)... First player in program history and one of two players in Big 12 history with 500 or more points and 225 or more assists in a season (2017-18)... First player in program history with consecutive seasons of 400 or more points and 200 or more assists... Most assists in a two-season span in school history (452).

SENIOR (2018-19)

2019 Nancy Lieberman Award candidate... All-Big 12 First Team... 2019 Academic All-Big 12 First Team... Played in and started all 33 games... Two-time Big 12 Player of the Week (Dec. 10 & Jan. 21)... Played a career-high 1,237 minutes (37.5)... Played the third-most minutes in school history for a single season... Tied for the third-highest single season minutes per game average in school history... Tallied 410 points (12.4 ppg) on a .415 field goal percentage (140-of-337) and a .300 three-point field goal percentage (21-of-70)... Carded a career-best free throw percentage at .732 (109-of-149)... Scored in double figures in 22 games... Handed out 226 assists (6.8 apg) to lead the Big 12 in total assists and assists per game... Ranked fifth in the nation in total assists and sixth in assists per game... Assist total ties for second in program history for a single season... First player in program history with consecutive seasons of 400 or more points and 225 or more assists... First player in program history with 225 or more assists in two or more seasons... Notched 23 games with five or more assists, including a career-high seven games with 10 or more assists... Pulled in 117 rebounds (3.5 rpg)... Led the team and tied her career single-season high with 64 steals (1.9 spg)...

GOTH ASSISTS PER GAME YEAR-BY-YEAR



GOTH GIVETH

Kayla Goth was a record-setting distributor in her last two seasons as the team's point guard.

- Goth handed out a school record for a two-year span with 452 assists. In consecutive seasons, Goth dished out 226 assists. She led the Big 12 in each season and was fifth in the nation in total assists and sixth in assists per game in the 2018-19 season.
- Goth is the first player in program history to hand out 225 or more assists in consecutive seasons. Her 226 assists are tied for 11th in the Big 12 record book.
- For her career, she had 52 career games with five or more assists including 13 games with 10 or more assists which is second in program history.
- In her career, Goth is the program leader for assist-to-turnover ratio (1.87). She is the fourth player in program history with 500 or more assists, as she has compiled 540 assists in her career and ranks fourth in program history for career assists.

Tied for third on the team with 14 blocked shots (0.4 bpg)... Registered 21 points, seven assists, four rebounds and three steals against North Texas (11/16)... Tallied nine points, eight assists, five rebounds and three steals against Princeton (11/24)... Carded 14 points, nine assists, three rebounds and three steals against Vanderbilt (12/2)... Recorded a double-double of 20 points, 10 assists, three rebounds and two steals against Lamar (12/5)... Registered 15 points, six rebounds, three assists, a block and a steal at Little Rock (12/8)... Tallied 19 points and a career high three blocks against Arizona State (12/16)... Recorded her second double-double of the season with 17 points, 10 assists, two rebounds, one block and one steal at Iowa State (1/2)... Reached 1,000 career points against Oklahoma (1/5) with a 3-pointer... Finished with 16 points, five rebounds and two steals against the Sooners... Registered her third double-double of the season with 20 points, 12 assists and four rebounds against 11th ranked Texas (1/16)... Turned in 10 points, nine assists, five rebounds and three steals at Texas Tech (1/19)... Recorded 11 points, seven rebounds, six assists, three steals and one block against Oklahoma State (1/23)... Notched 17 points, five rebounds, four assists and two steals against TCU (1/30)... Tallied 15 points, six rebounds and six assists against Iowa State (2/2)... Recorded a double-double at Kansas (2/6) with 19 points on 7-of-15 shooting and 4-of-4 from the free throw line and handed out 10 assists... Carded 13 points, 12 assists, six rebounds and four steals at Oklahoma (2/10)... Tallied 15 points, seven assists and five rebounds at Texas (2/17)... Notched 12 points, seven assists, four rebounds and four steals at TCU (2/23)... Recorded a career-high 30 points on 9-of-15 shooting and 11-of-12 from the free throw line against West Virginia (2/27)... Also tallied seven assists, five rebounds, four steals and a blocked shot against the Mountaineers... Registered her sixth double-double with 10 points and 12 assists against Texas Tech (3/2)... Handed out a K-State Big 12 Championship record 13 assists against West Virginia (3/10) in the quarterfinals of the Big 12 Championships.

JUNIOR (2017-18)

2018 All-Big 12 Second Team... Career season-highs in every statistical category... First player in program history and the eighth among the Big 12 schools to record 500 or more points and 200 or more assists in a season... One of just nine players in the nation with 500 or more points and 200 or more assists... Fourth player in program history with 400 or more points, 100 or more assists and 60 or more steals... Played in and started all 34 games with a career-best 1,224 minutes played (36.0 mpg)... Ranked fifth in the Big 12 in minutes played per game... Ranks eighth in school history for points in a single season and second among players in their junior season with a team-high 596 (17.5 ppg)... Ranked sixth in the Big 12 in scoring... Ranked 61st in the nation in total points and 93rd in scoring average... Improved her scoring average by 11.7 points from 2016-17 to 2017-18, which is the second-largest increase from one season to the next in school history and was the fourth-highest in the nation in 2017-18... Finished the season with a field goal percentage of .477 (214-of-449)... Led K-State in free throws made and attempted (131-of-180; .728) and ranks sixth in school history for free throws made and attempted in a season... Ranked 15th in the Big 12 in free throw percentage... Notched a career-high 37-of-101 (.366) from 3-point range... Ranked 15th in the Big 12 in 3-point field goal percentage... Second in school history for assists in a single season and set the school record for assists by a player in their junior season with 226 (6.6 apg)... Led the Big 12 in assists, assists per

50.9

Percentage of K-State's made field goals that Goth was responsible for in her last two seasons (452 assists, 354 field goals made). Goth led the Big 12 and was tops among guards in the Power 5 conferences in percentage of a team's field goals responsible for in the last two seasons.



3

Goth registered three doubles-doubles with 20 or more points and 10 or more assists in her career. She is the only player in program history with a double-double of 20 or more points and 10 or more assists.

96



game and games with 10 or more assists (6)... Finished ninth in the nation in total assists and 11th in assists per game... Ranked fifth in the Big 12 in assist-to-turnover ratio (1.97)... Assist-to-turnover ratio of 1.97 ranks sixth in a single season in program history... Led the nation in increase in total assists (+176) and increase in assists per game (+5.1) from 2016-17 to 2017-18... Only player in the Big 12 and one of 10 in the nation with 200 or more assists and 100 or more free throws made... Tallied 19 games with 15 or more points and five or more assists... Pulled in 129 rebounds (3.8 rpg)... Led the team in steals with 64 (1.9 spg)... Ranked seventh in the Big 12 in steals per game... Finished third on the team with a career-high 20 blocked shots (0.6 bpg)... Pocketed four double-doubles... Led K-State with 23.3 points on a .565 field goal percentage and 5.0 assists in the Postseason WNIT... Notched 16 points, nine assists, four steals, two rebounds and one block against Omaha (11/13)... Recorded first career double-double with 11 points, 10 assists, six rebounds and two steals against Florida A&M (11/17)... Tallied 19 points on 9-of-15 shooting, five assists and three rebounds against UCLA (11/24)... Carded 19 points, six assists, two rebounds, one block and one steal against Penn State (11/25)... Recorded 17 points, three assists and two steals at Missouri (11/30)... Tallied 25 points on 9-of-15 shooting against UT Arlington (12/6)... Set the school record for points in a quarter with 18 in the third against the Mavericks... Also dished out five assists, blocked a career-high two shots and pocketed two steals against UTA... Tallied eight points and 10 assists against Little Rock (12/16)... Recorded a diverse stat line of 19 points, a career-high 11 assists, five rebounds, four steals and a blocked shot in 30 minutes of play against Chicago State (12/18)... Notched 26 points on 9-of-13 shooting including 3-of-4 from beyond the arc with five assists, two blocks and two steals against UNI (12/21)... Registered 21 points, five rebounds and four assists against Baylor (12/28)... Carded 17 points, six assists and three steals at Oklahoma State (12/31)... Tallied 17 points, five rebounds, five assists, one block and one steal against Texas (1/7)... Finished with 16 points and seven assists at Iowa State (1/10)... Carded her fourth double-double of the season with 11 points, 10 assists and five rebounds against Oklahoma State (1/13)... Registered 16 points on 6-of-9 shooting, six assists and three steals against Oklahoma (1/17)... Carded 22 points, five assists and three steals at Baylor (1/20)... Tallied 17 points, 11

assists, seven rebounds and three steals against TCU (1/24)... Notched 14 points, six assists and three steals at Kansas (1/28)... Registered 14 points, nine rebounds, four assists, two blocks and two steals against Iowa State (2/3)... Recorded 27 points on 11-of-19 shooting while also adding six rebounds, nine assists and three steals against Texas Tech (2/7)... Tallied 23 points, seven assists, two steals and a block at TCU (2/17)... Carded 14 points, five assists and two steals against West Virginia (2/20)... Notched 21 points, 12 assists, six rebounds and a steal against Kansas (2/24); first player in program history with 20 or more points and 12 or more assists in the same game... Registered 15 points, nine assists, six rebounds and a steal at Texas Tech (2/26)... Tallied 19 points, six assists, two steals and a block against Saint Louis in the first round of the 2018 Postseason WNIT (3/15)... Carded 23 points, four assists and two blocks against Utah in the second round of the 2018 Postseason WNIT (3/18)... Tallied a career-high 28 points on 11-of-21 shooting, five assists, four rebounds and three steals against UC Davis in the third round of the 2018 Postseason WNIT (3/23).

SOPHOMORE (2016-17)

Played in 33 games with nine starts and checked in with a career-high 609 minutes played (18.5 mpg)... Registered a career-high 191 points (5.8 ppg)... Set new career-highs for field goals made and attempted (73-of-167; .437), three-point field goals made and attempted (17-of-61; .279) and free throws made and attempted (28-of-41; .683)... Scored in double figures in eight games... Pulled in a career-high 72 rebounds (2.2 rpg)... Tallied four games with five or more rebounds... Dished out a career-high 50 assists (1.5 apg)... Notched a career-high 30 steals, including eight games with two or more steals... Made her second career start and notched 23 points, a career-high eight rebounds and three steals in 29 minutes against Chicago State... Recorded 10 points on 5-of-6 shooting with two steals against Tulsa (11/14)... Tallied 11 points on 5-of-9 shooting with four rebounds and three assists against Lamar (11/20)... Carded 12 points, two rebounds and three assists against North Carolina State (11/24)... Registered nine points, four rebounds, four assists and three steals off the bench at Omaha (12/4)... Chipped in with 10 points, three assists, three rebounds and four steals at Iowa State (1/21)... Notched nine points and four assists against Iowa State (2/11)...



10

Goth was dynamic in the Phillips 66 Big 12 Championship during her K-State career. She concluded her career ranked among the top-5 in nine statistical categories.

She set the program record for assists in a Big 12 Championship game with 13 against West Virginia on March 9, 2019.

Goth owns the career assists per game record at 5.1 per contest (min. 20 assists).

She owns the career record for free throws made in Big 12 Championship games with 24 and is tied for first for career steals with 15.

She ranks second in program history for assists (36), free throws attempted (30) and free throw percentage (24-30; .800).

She also ranks fourth for career points scored with (98; 14.0 ppg). She ranks second in program history for points per game in Big 12 Championship games (min. 75 pts scored).

She also is tied for fifth for points scored in a single game with 25 against Iowa State on March 4, 2017.



Led K-State in the Big 12 Championship with 18.5 points per game... Registered a career-high 25 points on 8-of-19 shooting and added five rebounds, three steals and two assists against Iowa State (3/4)... She tied the school record for a Big 12 Championship game by going 6-of-6 from the free throw line against the Cyclones... Tallied 12 points on 5-of-10 shooting, three rebounds, three assists and two steals against Baylor (3/5).

FRESHMAN (2015-16)

Concluded her debut season in Manhattan with 30 games played, including one start, with 407 minutes played for an average of 13.6 per game... Averaged 1.9 points, 2.3 rebounds and 1.3 assists... In Big 12 action, she registered 2.1 points, 2.3 rebounds and 1.1 assists... Tallied five games with five or more rebounds and three games with two or more steals... Made her K-State debut at Tulsa (11/13) and played eight minutes off the bench

and tallied her first point on a free throw in the first quarter... Dished out three assists and pulled in four rebounds against Abilene Christian (11/16)... Handed out three assists and pocketed a steal at Connecticut (11/23)... Registered two points on her first career made field goal, three rebounds and an assist against UTRGV (12/7)... Carded two points, six rebounds, three assists and a steal in 10 minutes off the bench against Florida Atlantic (12/13)... Tallied two points, two assists and a steal in three minutes off the bench against Sam Houston State (12/19)... Knocked down her first career 3-point field goal, dished out two assists and pulled in two boards in 10 minutes off the bench against Western Illinois (12/21)... Registered a career-high seven points and added three rebounds and a block off the bench at Oklahoma (1/10)... Added three points and four assists in 16 minutes off the bench against TCU (1/16)... Chipped in off the bench against Oklahoma (2/9) with seven points, three rebounds and two steals... Tallied

four points, seven rebounds, two assists and a block at Iowa State (2/24).

GOTH'S CAREER STATISTICS

YEAR	G-GS	MIN-AVG.	FGM-FGA	PCT	3PT-A	PCT	FTM-FTA	PCT	O-D-T	AVG	PF-D	A	TO	BLK	ST	PTS-AVG
2015-16	30-1	407-13.6	20-57	.351	2-14	.143	14-25	.560	12-58-70	2.3	14-0	38	24	4	14	56-1.9
2016-17	33-9	609-18.5	73-167	.437	17-61	.279	28-41	.683	22-50-72	2.2	29-0	50	38	4	30	191-5.8
2017-18	34-34	1224-36.0	214-449	.477	37-101	.366	131-180	.728	43-86-129	3.8	35-0	226	115	20	64	596-17.5
2018-19	33-33	1237-37.5	140-337	.415	21-70	.300	109-149	.732	20-97-117	3.5	30-0	226	112	14	64	410-12.4
TOTAL	130-77	3477-26.7	447-1010	.443	77-246	.313	282-395	.714	97-291-388	3.0	108-0	540	289	42	172	1253-9.6

GOTH'S CAREER BIG 12 CONFERENCE STATISTICS

YEAR	G-GS	MIN	FGM-FGA	PCT	3PT-A	PCT	FTM-FTA	PCT	O-D-T	AVG	PF-D	A	TO	BLK	ST	PTS-AVG
2015-16	16-0	237-14.8	12-34	.353	1-9	.111	8-12	.667	8-29-37	2.3	13-0	17	14	3	7	33-2.1
2016-17	18-0	240-13.3	18-52	.346	3-13	.231	8-16	.500	9-20-29	1.6	16-0	22	11	1	13	47-2.6
2017-18	18-18	663-36.8	108-263	.411	16-56	.286	69-95	.726	30-50-80	4.4	19-0	126	68	6	30	301-16.7
2018-19	18-18	695-38.6	84-204	.412	13-44	.295	68-89	.764	12-55-67	3.7	20-0	131	63	4	36	249-13.8
TOTALS	70-36	1835-26.2	222-553	.401	33-122	.270	153-212	.722	59-154-213	3.0	68-0	296	156	14	86	630-9.0

GOTH'S CAREER POSTSEASON STATISTICS

YEAR	G-GS	MIN	FGM-FGA	PCT	3PT-A	PCT	FTM-FTA	PCT	O-D-T	AVG	PF-D	A	TO	BLK	ST	PTS-AVG
Big 12	7-5	239-34.1	33-76	.434	8-27	.296	24-30	.800	10-11-21	3.0	5-0	36	20	4	15	98-14.0
NCAA	5-3	109-21.8	8-24	.333	1-6	.167	6-12	.500	0-8-8	1.6	0-0	12	9	1	5	23-4.6
WNIT	3-3	109-36.3	26-46	.565	5-10	.500	13-16	.813	0-7-7	2.3	4-0	15	7	4	5	70-23.3
TOTALS	15-11	457-30.5	67-146	.459	14-43	.326	43-58	.741	10-26-36	2.4	9-0	63	36	9	25	191-12.7



15 | KALI JONES

FORWARD | 6-2 | MURRIETA, CALIF. (MT. SAN ANTONIO COLLEGE/UC SANTA BARBARA)

JONES' TROPHY CASE

- 2019 Most Improved Player Award
- Fall 2017 Big 12 Commissioner's Honor Roll

Points

Career 14, twice

Field Goals Made/Attempted

Career 6, vs. UMKC (11/18/18)/ 11, vs. UMKC (11/18/18)

3-pt. Field Goals Made/Attempted

Career -/-

Free Throws Made/Attempted

Career 4, vs. UNT (11/16/18)/ 8, vs. Omaha (11/12/18)

Rebounds

Career 11, twice

Assists

Career 3, at Oklahoma (2/10/19)

Blocks

Career 9, vs. Lamar (12/5/18)

Steals

Career 4, at Oklahoma State (3/4/19)

Minutes

Career 35, vs. North Texas (11/16/18)

MISCELLANEOUS CAREER STATS

Double-Figure Scoring Games	7
20+ Point Games	0
Double-Figure Rebounding Games	4
Double-Doubles	3
5+ Rebound Games	18
5+ Assist Games	0
2+ Steal Games	9
5+ Block Games	1
2+ Block Games	11

- Second letter winner in program history from the state of California.

9

Jones set the single-game record for blocks with nine against Lamar on Dec. 5, 2018. Jones was one blocked shot away from the first triple-double in school history involving blocked shots (10 points/10 rebounds/9 blocks).



SENIOR (2018-19)

Set career season-highs in every statistical category... Played in 32 games with 26 starts... Logged 697 minutes (21.8 mpg)... Finished with 201 points (6.3 ppg)... Shot .525 from the field (83-of-158)... Tallied a 35-of-54 (.648) effort at the foul line... Scored in double figures in seven games... Pulled in 151 total rebounds (4.7 rpg) and was second on the team on the board... Pulled in 77 offensive rebounds (2.4 orpg)... Hauled in five or more rebounds in 15 games... Led the team blocked shots with 40 (1.3 bpg)... Blocked two or more shots in nine games... Pocketed 26 steals (0.8)... Carded four points, four rebounds and two blocks in 14 minutes off the bench against Omaha (11/12)... Tallied her first career double-double with career-highs of 14 points and 11 rebounds in a career-best 35 minutes against North Texas (11/16)... Notched 10 points and two rebounds against Syracuse (11/22)... Registered six points, five rebounds and three blocks against

Princeton (11/24)... Tallied a double-double of 10 points, 10 rebounds and nine blocks against Lamar (12/5)... Set the school record for blocks in a game... Registered eight points, six rebounds and three blocks against Central Arkansas (12/20)... Carded 10 points, four rebounds and two steals against Texas (1/16)... Notched nine points, six rebounds and a block against Oklahoma State (1/23)... Tallied eight points on 4-of-4 shooting against TCU (1/30)... Registered nine points, 11 rebounds and three blocks at Texas (2/17)... Carded 12 points on 5-of-5 shooting with five rebounds, one block and one steal at TCU (2/23)... Notched 11 points, nine rebounds and two blocks against Texas Tech (3/2)... Record eight points, seven rebounds and a career-high four steals at Oklahoma State (3/4).

**JUNIOR (2017-18)**

Saw action in 30 games with 334 total minutes played (11.1 mpg)... Registered career-highs this season in: games played (30), minutes played (334), total rebounds (73; 2.4 rpg), offensive rebounds (27; 0.9 orpg), defensive rebounds (46; 1.5 drpg), assists (11; 0.4 apg), blocks (19; 0.6 bpg) and steals (10; 0.3 spg)... Her 73 rebounds were the most by a K-State player in their first season with the Wildcats after transferring from a junior college since the 1998-99 season... Recorded 65 points (2.2 ppg)... Carded a .458 field goal percentage (27-of-59)... Was 11-of-23 (.478) from the free throw line... Made her K-State debut against Stephen F. Austin (11/10) off the bench with four points and three rebounds... Hauled in seven rebounds at Oklahoma State (12/31)... Registered four rebounds and two steals in 14 minutes off the bench at West Virginia (1/3)... Recorded eight points and eight rebounds in 14 minutes off the bench at Iowa State (1/10)... Tallied four points, 10 rebounds and three blocks at Oklahoma (1/31)... Carded six points and two assists in 10 minutes against Kansas (2/24).

JUNIOR COLLEGE

Played at Mount San Antonio College in Walnut, California, during the 2016-17 season... Helped the Mounties to their eighth California Community College Athletic Association (CCCCAA) state title... All-CCCCAA All-State Third Team... 2017 All-South Coast Conference (SCC) First Team honors... Averaged 10.9 points (371 total points), 8.1 rebounds (274 total rebounds) and 1.7 blocks... Played in and started all 34 games with 21.1 minutes per game... Led the Mounties in rebounding and blocks and ranked sixth in the South Coast - North Division and was third on the team and 12th in the league in scoring... Ranked fifth in the league in blocks... Scored in double figures in 19 games and hauled in double figures on the boards in 13 games.

UC SANTA BARBARA (2015-16)

Averaged 6.8 points on a .542 field goal percentage and 5.2 rebounds in 11 games.

JONES' CAREER STATISTICS

YEAR	G-GS	MIN	FGM-FGA	PCT	3PT-A	PCT	FTM-FTA	PCT	O-D-T	AVG	PF-D	A	TO	BLK	ST	PTS-AVG
2015-16 (UCSB)	11-11	272-24.7	32-59	.542	0-0	.000	11-22	.500	26-31-57	5.2	34-1	1	22	8	6	75-6.8
2017-18 (K-State)	30-0	334-11.1	27-59	.458	0-0	.000	11-23	.478	27-46-73	2.4	54-2	11	16	19	10	65-2.2
2018-19 (K-State)	32-26	697-21.8	83-158	.525	0-0	.000	35-54	.648	77-74-151	4.7	84-2	15	29	40	26	201-6.3
TOTAL	73-37	1,303-17.8	142-276	.514	0-0	.000	57-99	.576	130-151-281	3.8	172-5	27	67	67	42	341-4.7

JONES' CAREER BIG 12 CONFERENCE STATISTICS

YEAR	G-GS	MIN	FGM-FGA	PCT	3PT-A	PCT	FTM-FTA	PCT	O-D-T	AVG	PF-D	A	TO	BLK	ST	PTS-AVG
2017-18	18-0	238-13.2	20-50	.400	0-0	.000	6-15	.400	24-32-56	3.1	44-2	9	9	13	9	46-2.6
2018-19	17-12	346-20.4	48-78	.615	0-0	.000	16-24	.667	38-37-75	4.4	47-2	7	15	13	15	112-6.6
TOTALS	35-12	584-16.7	68-128	.531	0-0	.000	22-39	.564	62-69-131	3.7	91-4	16	24	26	24	158-4.5

JONES' CAREER POSTSEASON STATISTICS

YEAR	G-GS	MIN	FGM-FGA	PCT	3PT-A	PCT	FTM-FTA	PCT	O-D-T	AVG	PF-D	A	TO	BLK	ST	PTS-AVG
Big 12	4-2	40-10.0	4-10	.400	0-0	.000	3-4	.750	4-4-8	2.0	10-0	1	4	1	1	11-2.8
NCAA	1-1	23-23.0	1-2	.500	0-0	.000	0-0	.000	1-2-3	3.0	2-0	1	0	0	2	2-2.0
WNIT	3-0	25-8.3	1-1	1.000	0-0	.000	2-2	1.000	2-6-8	2.7	1-0	0	0	3	0	4-1.3
TOTALS	8-3	88-11.0	6-13	.462	0-0	.000	5-6	.833	7-12-19	2.4	13-0	2	4	4	3	17-2.1

2018-19 FINAL BIG 12 STANDINGS

108

	/-----Conference-----\				/-----Overall-----\							/-----vs. Ranked Teams-----\		
	W	L	Pct.	H	A	W	L	Pct.	H	A	N	L10	Streak	Top-10 Top-25
Baylor * ^ !	18	0	1.000	9-0	9-0	37	1	.974	17-0	11-1	9-0	10-0	W29	4-0 12-1
Iowa State !	13	5	.722	7-2	6-3	26	9	.743	17-3	6-5	3-1	7-3	L1	0-3 4-5
Texas !	12	6	.667	5-4	7-2	23	10	.697	10-6	9-2	4-2	5-5	L2	0-4 1-5
West Virginia ~	11	7	.611	6-3	5-4	22	11	.667	15-5	6-4	1-2	5-5	L1	0-2 2-5
Kansas State !	11	7	.611	5-4	6-3	21	12	.636	12-4	7-3	2-5	7-3	L2	0-3 2-8
TCU ~	10	8	.556	6-3	4-5	24	11	.686	17-3	7-6	0-2	6-4	L1	0-2 1-6
Oklahoma State	5	13	.278	4-5	1-8	14	16	.467	12-6	2-9	0-1	2-8	L4	0-2 0-7
Oklahoma	4	14	.222	3-6	1-8	8	22	.267	6-8	2-11	0-3	3-7	L3	0-3 0-9
Texas Tech	4	14	.222	3-6	1-8	14	17	.452	11-7	2-9	1-1	4-6	L1	0-3 0-7
Kansas	2	16	.111	1-8	1-8	13	18	.419	8-8	2-9	3-1	1-9	L1	0-3 0-7

*Big 12 regular season champions ^ Big 12 postseason champion !NCAA Participant ~WNIT Participant

2018-19 PHILLIPS 66
BIG 12 AWARDS

Coach of the Year: Kim Mulkey, Baylor

Player of the Year: Bridget Carleton, Iowa State

Freshman of the Year: Chrislyn Carr, Texas Tech

Newcomer of the Year: Vivian Gray, Oklahoma State

Defensive Player of the Year: Lauren Cox, Baylor

Sixth Man Award: Kari Niblack, West Virginia

All-Big 12 First Team (all honors listed alphabetical by school)

Kalani Brown, Baylor; Lauren Cox, Baylor; Bridget Carleton, Iowa State; Kayla Goth, Kansas State; Peyton Williams, Kansas State; Vivian Gray, Oklahoma State; Jordan Moore, TCU; Sug Sutton, Texas; Naomi Davenport, West Virginia; Tynice Martin, West Virginia

All-Big 12 Second Team

Chloe Jackson, Baylor; Juicy Landrum, Baylor; Kristin Scott, Iowa State; Ana Llanusa, Oklahoma; Amy Okonkwo, TCU

All-Big 12 Honorable Mention

Alexa Middleton, Iowa State; Kylee Kopatich, Kansas; Christalah Lyons, Kansas; Braxtin Miller, Oklahoma State; Joyner Holmes, Texas; Danni Williams, Texas; Brittany Brewer, Texas Tech; Chrislyn Carr, Texas Tech

Big 12 All-Defensive Team

Kalani Brown, Baylor; Lauren Cox, Baylor; DiDi Richards, Baylor; Peyton Williams, Kansas State; Jordan Moore, TCU

Big 12 All-Freshman Team

Ashey Joens, Iowa State; Christianna Carr, Kansas State; Taylor Robertson, Oklahoma; Chrislyn Carr, Texas Tech; Madisen Smith, West Virginia

2019 NCAA TOURNAMENT

First Round (March 22) - Louisville, Kentucky

No. 8 Michigan 84, No. 9 Kansas State 54

First Round (March 22) - Eugene Oregon

No. 10 Indiana 69, No. 7 Texas 65

First Round (March 23) - Waco, Texas

No. 1 Baylor 95, No. 16 Abilene Christian 38

First Round (March 23) - Ames, Iowa

No. 3 Iowa State 97, No. 14 New Mexico State 61

Second Round (March 25) - Waco, Texas

No. 1 Baylor 102, No. 8 California 63

Second Round (March 25) - Ames, Iowa

No. 11 Missouri State 69, No. 3 Iowa State 60

Greensboro Regional (March 30) - Greensboro, North Carolina

No. 1 Baylor 93, No. 4 South Carolina 68

Greensboro Regional (April 1) - Greensboro, North Carolina

No. 1 Baylor 85, No. 2 Iowa 53

National Semifinal (April 5) - Tampa, Florida

No. 1 Baylor 72, No. 2 Oregon 67

National Championship (April 7) - Tampa, Florida

No. 1 Baylor 82, No. 1 Notre Dame 81

2019 WNIT

First Round

at TCU 71, Prairie View A&M 41

at West Virginia 83, Rider 41

Second Round

at TCU 71, UT Arlington 54

at West Virginia 64, Villanova 57

Round of 16

TCU 82, at Arkansas 78

Northwestern 56, at West Virginia 54

Quarterfinals

at TCU 69, Cincinnati 55

Semifinals

at Arizona 59, TCU 53

2019 PHILLIPS 66 BIG 12
CHAMPIONSHIPS (OKLAHOMA CITY, OKLA.)

First Round (Friday, March 8)

Game 1: No. 9 Texas Tech 104, No. 8 Oklahoma 84

Game 2: No. 10 Kansas 76, No. 7 Oklahoma State 66

Quarterfinals (Saturday, March 9)

Game 3: No. 5 Kansas State 72, No. 4 West Virginia 59

Game 4: No. 1 Baylor 100, No. 9 Texas Tech 61

Game 5: No. 2 Iowa State 75, No. 10 Kansas 58

Game 6: No. 3 Texas 66, No. 6 TCU 64

Semifinals (Sunday, March 10)

Game 7: No. 1 Baylor 88, No. 5 Kansas State 60

Game 8: No. 2 Iowa State 75, No. 3 Texas 69

Championship (Monday, March 11)

Game 9: No. 1 Baylor 67, No. 2 Iowa State 49



TEAM STATISTICS - OVERALL GAMES

SCORING OFFENSE					3-POINT FG PCT					STEALS				
##	Team	G	Pts	Avg/G	##	Team	FG	FGA	Pct	##	Team	G	Steals	Avg/G
1.	Baylor	38	3104	81.7	1.	Baylor	117	314	.373	1.	TCU	35	331	9.46
2.	Iowa State	35	2761	78.9	2.	Oklahoma	200	546	.366	2.	West Virginia	33	297	9.00
3.	Oklahoma	30	2161	72.0	3.	West Virginia	230	639	.360	3.	Kansas	31	255	8.23
4.	Texas Tech	31	2233	72.0	4.	Iowa State	303	913	.332	4.	Kansas State	33	271	8.21
5.	West Virginia	33	2335	70.8	5.	Oklahoma State	200	609	.328	5.	Oklahoma	30	240	8.00
6.	Texas	33	2328	70.5	6.	Texas	158	482	.328	6.	Texas Tech	31	242	7.81
7.	TCU	35	2405	68.7	7.	Kansas	208	660	.315	7.	Baylor	38	287	7.55
8.	Oklahoma State	30	1987	66.2	8.	TCU	209	689	.303	8.	Oklahoma State	30	206	6.87
9.	Kansas	31	2003	64.6	9.	Kansas State	188	623	.302	9.	Iowa State	35	239	6.83
10.	Kansas State	33	2128	64.5	10.	Texas Tech	211	707	.298	10.	Texas	33	214	6.48

SCORING DEFENSE					3-POINT FG PCT DEFENSE					TURNOVER MARGIN				
##	Team	G	Pts	Avg/G	##	Team	FG	FGA	Pct	##	Team	Avg	OPP	Margin
1.	Baylor	38	2115	55.7	1.	West Virginia	167	619	.270	1.	Kansas	14.6	17.1	+2.45
2.	West Virginia	33	1891	57.3	2.	Iowa State	211	705	.299	2.	West Virginia	14.8	17.1	+2.30
3.	TCU	35	2132	60.9	3.	Kansas	141	467	.302	3.	TCU	15.2	17.3	+2.14
4.	Texas	33	2046	62.0	4.	Baylor	273	904	.302	4.	Baylor	12.9	14.7	+1.76
5.	Iowa State	35	2240	64.0	5.	Texas	217	694	.313	5.	Iowa State	13.5	15.2	+1.63
6.	Kansas State	33	2126	64.4	6.	Kansas State	208	658	.316	6.	Oklahoma State	13.3	14.8	+1.53
7.	Oklahoma State	30	1958	65.3	7.	Oklahoma	218	689	.316	7.	Kansas State	15.1	16.1	+0.97
8.	Kansas	31	2057	66.4	8.	TCU	187	589	.317	8.	Texas	16.2	14.1	-2.09
9.	Texas Tech	31	2241	72.3	9.	Oklahoma State	174	522	.333	9.	Texas Tech	17.5	14.5	-3.03
10.	Oklahoma	30	2369	79.0	10.	Texas Tech	221	632	.350	10.	Oklahoma	19.9	15.9	-4.03

SCORING MARGIN				REBOUNDING OFFENSE				ASSIST/TURNOVER RATIO						
##	Team	OFF	DEF	Margin	##	Team	G	Reb	Avg/G	##	Team	Asst	Turn	Ratio
1.	Baylor	81.7	55.7	+26.0	1.	Baylor	38	1790	47.1	1.	Baylor	850	490	1.73
2.	Iowa State	78.9	64.0	+14.9	2.	Texas Tech	31	1329	42.9	2.	Iowa State	546	474	1.15
3.	West Virginia	70.8	57.3	+13.5	3.	Texas	33	1402	42.5	3.	Oklahoma State	434	399	1.09
4.	Texas	70.5	62.0	+8.5	4.	Iowa State	35	1435	41.0	4.	TCU	536	531	1.01
5.	TCU	68.7	60.9	+7.8	5.	Oklahoma State	30	1196	39.9	5.	West Virginia	443	487	0.91
6.	Oklahoma State	66.2	65.3	+1.0	6.	West Virginia	33	1311	39.7	6.	Texas Tech	478	544	0.88
7.	Kansas State	64.5	64.4	+0.1	7.	Oklahoma	30	1176	39.2	7.	Kansas State	427	499	0.86
8.	Texas Tech	72.0	72.3	-0.3	8.	TCU	35	1349	38.5	8.	Texas	449	535	0.84
9.	Kansas	64.6	66.4	-1.7	9.	Kansas	31	1078	34.8	9.	Kansas	345	454	0.76
10.	Oklahoma	72.0	79.0	-6.9	10.	Kansas State	33	1137	34.5	10.	Oklahoma	432	597	0.72

FREE THROW PCT					REBOUNDING DEFENSE					OFFENSIVE REBOUNDS				
##	Team	FTM	FTA	Pct	##	Team	G	Reb	Avg/G	##	Team	G	No.	Avg/G
1.	Iowa State	478	603	.793	1.	Baylor	38	1145	30.1	1.	Texas Tech	31	481	15.52
2.	Oklahoma State	361	495	.729	2.	Texas	33	1047	31.7	2.	Texas	33	494	14.97
3.	West Virginia	493	685	.720	3.	West Virginia	33	1174	35.6	3.	Baylor	38	559	14.71
4.	Kansas State	424	595	.713	4.	TCU	35	1263	36.1	4.	Oklahoma State	30	407	13.57
5.	Kansas	373	536	.696	5.	Iowa State	35	1285	36.7	5.	TCU	35	462	13.20
6.	Texas	392	564	.695	6.	Texas Tech	31	1168	37.7	6.	Oklahoma	30	372	12.40
7.	Baylor	501	739	.678	7.	Kansas State	33	1270	38.5	7.	Kansas	31	374	12.06
8.	Oklahoma	433	649	.667	8.	Kansas	31	1211	39.1	8.	West Virginia	33	391	11.85
9.	TCU	482	738	.653	9.	Oklahoma State	30	1212	40.4	9.	Iowa State	35	392	11.20
10.	Texas Tech	376	589	.638	10.	Oklahoma	30	1214	40.5	10.	Kansas State	33	342	10.36

FIELD GOAL PERCENTAGE					REBOUNDING MARGIN					DEFENSIVE REBOUNDS				
##	Team	FG	FGA	Pct	##	Team	Avg	OPP	Margin	##	Team	G	No.	Avg/G
1.	Baylor	1243	2464	.504	1.	Baylor	47.1	30.1	+17.0	1.	Baylor	38	1231	32.39
2.	Iowa State	990	2229	.444	2.	Texas	42.5	31.7	+10.8	2.	Iowa State	35	1043	29.80
3.	Texas	889	2011	.442	3.	Texas Tech	42.9	37.7	+5.2	3.	West Virginia	33	920	27.88
4.	Oklahoma	764	1808	.423	4.	Iowa State	41.0	36.7	+4.3	4.	Texas	33	908	27.52
5.	West Virginia	806	1924	.419	5.	West Virginia	39.7	35.6	+4.2	5.	Texas Tech	31	848	27.35
6.	TCU	857	2061	.416	6.	TCU	38.5	36.1	+2.5	6.	Oklahoma	30	804	26.80
7.	Texas Tech	823	2004	.411	7.	Oklahoma State	39.9	40.4	-0.5	7.	Oklahoma State	30	789	26.30
8.	Kansas State	758	1870	.405	8.	Oklahoma	39.2	40.5	-1.3	8.	TCU	35	887	25.34
9.	Kansas	711	1847	.385	9.	Kansas State	34.5	38.5	-4.0	9.	Kansas State	33	795	24.09
10.	Oklahoma State	713	1888	.378	10.	Kansas	34.8	39.1	-4.3	10.	Kansas	31	704	22.71

FIELD GOAL PCT DEFENSE					BLOCKED SHOTS					DEFENSIVE REB PCT.				
##	Team	FG	FGA	Pct	##	Team	G	Blocks	Avg/G	##	Team	D-Reb	O-Reb	Pct
1.	Baylor	718	2258	.318	1.	Baylor	38	274	7.21	1.	Baylor	1231	389	0.760
2.	West Virginia	661	1864	.355	2.	TCU	35	189	5.40	2.	Iowa State	1043	384	0.731
3.	Iowa State	820	2194	.374	3.	Kansas State	33	147	4.45	3.	West Virginia	920	367	0.715
4.	Texas	747	1994	.375	4.	Iowa State	35	153	4.37	4.	Texas	908	372	0.709
5.	Kansas State	772	1986	.389	5.	Oklahoma State	30	113	3.77	5.	Texas Tech	848	388	0.686
6.	TCU	783	2014	.389	6.	West Virginia	33	113	3.42	6.	TCU	887	416	0.681
7.	Oklahoma State	715	1837	.389	7.	Texas Tech	31	99	3.19	7.	Oklahoma State	789	390	0.669
8.	Kansas	725	1731	.419	8.	Kansas	31	98	3.16	8.	Kansas	704	383	0.648
9.	Texas Tech	862	2048	.421	9.	Texas	33	85	2.58	9.	Oklahoma	804	443	0.645
10.	Oklahoma	882	2051	.430	10.	Oklahoma	30	62	2.07	10.	Kansas State	795	445	0.641

3-POINT FG MADE					ASSISTS					OFFENSIVE REB PCT.				
##	Team	G	3FG	Avg/G	##	Team	G	Assists	Avg/G	##	Team	O-Reb	D-Reb	Pct
1.	Iowa State	35	303	8.66	1.	Baylor	38	850	22.37	1.	Baylor	559	756	0.425
2.	West Virginia	33	230	6.97	2.	Iowa State	35	546	15.60	2.	Texas	494	675	0.423
3.	Texas Tech	31	211	6.81	3.	Texas Tech	31	478	15.42	3.	Texas Tech	481	780	0.381
4.	Kansas	31	208	6.71	4.	TCU	35	536	15.31	4.	TCU	462	847	0.353
5.	Oklahoma State	30	200	6.67	5.	Oklahoma State	30	434	14.47	5.	Oklahoma State	407	822	0.331
6.	Oklahoma	30	200	6.67	6.	Oklahoma	30	432	14.40	6.	West Virginia	391	807	0.326
7.	TCU	35	209	5.97	7.	Texas	33	449	13.61	7.	Oklahoma	372	771	0.325
8.	Kansas State	33	188	5.70	8.	West Virginia	33	443	13.42	8.	Kansas	374	828	0.311
9.	Texas	33	158	4.79	9.	Kansas State	33	427	12.94	9.	Iowa State	392	901	0.303
10.	Baylor	38	117	3.08	10.	Kansas	31	345	11.13	10.	Kansas State	342	825	0.293

TEAM STATISTICS - CONFERENCE GAMES

SCORING OFFENSE					3-POINT FG PCT					STEALS				
##	Team	G	Pts	Avg/G	##	Team	FG	FGA	Pct	##	Team	G	Steals	Avg/G
1.	Iowa State	18	1440	80.0	1.	Oklahoma	118	314	.376	1.	TCU	18	169	9.39
2.	Baylor	18	1387	77.1	2.	West Virginia	126	358	.352	2.	Kansas State	18	147	8.17
3.	Oklahoma	18	1238	68.8	3.	Texas	82	236	.347	3.	Texas Tech	18	145	8.06
4.	TCU	18	1215	67.5	4.	Iowa State	167	482	.346	4.	West Virginia	18	142	7.89
5.	Texas	18	1214	67.4	5.	Baylor	47	140	.336	5.	Kansas	18	140	7.78
6.	West Virginia	18	1194	66.3	6.	Oklahoma State	120	380	.316	6.	Oklahoma	18	138	7.67
7.	Texas Tech	18	1188	66.0	7.	Kansas State	105	348	.302	7.	Baylor	18	132	7.33
8.	Kansas State	18	1169	64.9	8.	TCU	104	349	.298	8.	Oklahoma State	18	120	6.67
9.	Oklahoma State	18	1131	62.8	9.	Kansas	113	397	.285	9.	Iowa State	18	116	6.44
10.	Kansas	18	1105	61.4	10.	Texas Tech	112	432	.259	10.	Texas	18	107	5.94

SCORING DEFENSE				3-POINT FG PCT DEFENSE				TURNOVER MARGIN						
##	Team	G	Pts	Avg/G	##	Team	FG	FGA	Pct	##	Team	Avg	OPP	Margin
1.	Baylor	18	969	53.8	1.	Baylor	108	384	.281	1.	TCU	14.8	17.3	+2.50
2.	West Virginia	18	1153	64.1	2.	West Virginia	94	317	.297	2.	Baylor	12.6	14.7	+2.17
3.	Texas	18	1155	64.2	3.	Oklahoma	127	412	.308	3.	Iowa State	12.8	14.9	+2.11
4.	Kansas State	18	1203	66.8	4.	Texas	115	373	.308	4.	Kansas State	14.8	16.3	+1.50
5.	Iowa State	18	1204	66.9	5.	Iowa State	106	339	.313	5.	Kansas	15.2	16.5	+1.33
6.	TCU	18	1229	68.3	6.	Kansas State	122	387	.315	6.	Oklahoma State	13.2	14.2	+0.94
7.	Oklahoma State	18	1257	69.8	7.	TCU	103	314	.328	7.	West Virginia	15.9	15.2	-0.67
8.	Kansas	18	1329	73.8	8.	Kansas	89	266	.335	8.	Texas Tech	18.0	15.1	-2.89
9.	Texas Tech	18	1357	75.4	9.	Oklahoma State	109	312	.349	9.	Texas	16.3	13.3	-2.94
10.	Oklahoma	18	1425	79.2	10.	Texas Tech	121	332	.364	10.	Oklahoma	19.8	15.8	-4.06

INDIVIDUAL STATISTICS - OVERALL GAMES

SCORING						STEALS						
##	Player-Team	CI	G	Pts	Avg.	##	Player-Team	CI	G	Steals	Avg/G	
1.	Carleton, Bridget-ISU	SR	35	760	21.7	1.	Carleton, Bridget-ISU	SR	35	79	2.26	
2.	Gray, Vivian-OSU	SO	30	600	20.0	2.	Kopatich, Kylee-KU	SR	30	59	1.97	
3.	Carr, Chrislyn-TTU	FR	31	558	18.0	3.	Goth, Kayla-KSU	SR	33	64	1.94	
4.	Martin, Tynice-WVU	JR	32	575	18.0	4.	Williams, Peyton-KSU	JR	32	62	1.94	
5.	Brewer, Brittany-TTU	JR	31	516	16.6	5.	Ray, Kianna-TCU	JR	35	66	1.89	
6.	Brown, Kalani-BU	SR	37	586	15.8	6.	Heard, Lauren-TCU	SO	35	63	1.80	
7.	Moore, Jordan-TCU	SR	35	554	15.8	7.	Davenport, Naomi-WVU	SR	33	57	1.73	
8.	Davenport, Naomi-WVU	SR	33	517	15.7	8.	Carr, Chrislyn-TTU	FR	31	51	1.65	
9.	Williams, Peyton-KSU	JR	32	496	15.5	9.	Jackson, Chloe-BU	SR	38	62	1.63	
10.	Miller, Braxtin-OSU	SO	30	440	14.7	10.	Martin, Tynice-WVU	JR	32	52	1.63	
11.	Robertson, Taylor-OU	FR	30	429	14.3							
12.	Okonkwo, Amy-TCU	SR	35	499	14.3	3-POINT FG PCT (Min. 1.5 made per game)						
13.	Cox, Lauren-BU	JR	38	495	13.0	##	Player-Team	CI	3FG	FGA	Pct	
14.	Pellington, Shaina-OU	SO	23	299	13.0	1.	Robertson, Taylor-OU	FR	105	225	.467	
15.	Scott, Kristin-ISU	SO	35	449	12.8	2.	Landrum, Juicy-BU	JR	63	161	.391	
16.	Sutton, Sug-UT	JR	33	419	12.7	3.	Williams, Danni-UT	SR	67	175	.383	
17.	Goth, Kayla-KSU	SR	33	410	12.4	4.	Martin, Tynice-WVU	JR	78	206	.379	
18.	Kopatich, Kylee-KU	SR	30	361	12.0	5.	Goodson, Sydney-TTU	SO	65	174	.374	
19.	Lyons, Christalah-KU	SR	31	372	12.0	6.	Carleton, Bridget-ISU	SR	72	194	.371	
20.	Holmes, Joyner-UT	JR	25	295	11.8	7.	Okonkwo, Amy-TCU	SR	62	169	.367	
21.	Jackson, Chloe-BU	SR	38	444	11.7	8.	Joens, Ashley-ISU	JR	72	197	.365	
22.	Joens, Ashley-ISU	FR	35	408	11.7	9.	Ray, Kianna-TCU	JR	75	209	.359	
23.	Williams, Madi-OU	FR	30	349	11.6	10.	Kopatich, Kylee-KU	SR	61	172	.355	
24.	Williams, Danni-UT	SR	33	366	11.1	11.	Miller, Braxtin-OSU	SO	50	153	.327	
25.	Landrum, Juicy-BU	JR	37	410	11.1	12.	Ranke, Rachel-KSU	SO	71	223	.318	
26.	Goodson, Sydney-TTU	SO	31	335	10.8	13.	Carr, Chrislyn-TTU	FR	78	253	.308	
27.	White, Jatarie-UT	SR	32	333	10.4	14.	Carr, Christianna-KSU	FR	56	194	.289	
28.	Ray, Kianna-TCU	JR	35	357	10.2							
29.	Richardson, Austin-KU	SR	31	315	10.2	3-POINT FG MADE						
30.	Middleton, Alexa-ISU	SR	35	353	10.1	##	Player-Team	CI	G	3FG	Avg/G	
REBOUNDING						1.	Robertson, Taylor-OU	FR	30	105	3.50	
##	Player-Team	CI	G	Rebs	Avg/G	2.	Carr, Chrislyn-TTU	FR	31	78	2.52	
1.	Sanders, Zuri-TTU	SR	30	313	10.4	3.	Martin, Tynice-WVU	JR	32	78	2.44	
2.	Williams, Peyton-KSU	JR	32	303	9.5	4.	Ranke, Rachel-KSU	SO	33	71	2.15	
3.	Brewer, Brittany-TTU	JR	31	281	9.1	5.	Ray, Kianna-TCU	JR	35	75	2.14	
4.	Carleton, Bridget-ISU	SR	35	302	8.6	6.	Goodson, Sydney-TTU	SO	31	65	2.10	
5.	Moore, Jordan-TCU	SR	35	293	8.4	7.	Joens, Ashley-ISU	FR	35	72	2.06	
6.	Cox, Lauren-BU	JR	38	317	8.3	8.	Carleton, Bridget-ISU	SR	35	72	2.06	
7.	Brown, Kalani-BU	SR	37	303	8.2	9.	Kopatich, Kylee-KU	SR	30	61	2.03	
8.	Davenport, Naomi-WVU	SR	33	267	8.1	10.	Williams, Danni-UT	SR	33	67	2.03	
9.	Williams, Madi-OU	FR	30	241	8.0	BLOCKED SHOTS						
10.	Jones, LaTashia-OSU	SR	29	221	7.6	##	Player-Team	CI	G	Blocks	Avg/G	
11.	Scott, Kristin-ISU	SO	35	247	7.1	1.	Cox, Lauren-BU	JR	38	97	2.55	
12.	Niblack, Kari-WVU	FR	33	231	7.0	2.	Brewer, Brittany-TTU	JR	31	71	2.29	
13.	Okonkwo, Amy-TCU	SR	35	235	6.7	3.	Moore, Jordan-TCU	SR	35	79	2.26	
14.	Holmes, Joyner-UT	JR	25	167	6.7	4.	Brown, Kalani-BU	SR	37	63	1.70	
15.	White, Jatarie-UT	SR	32	198	6.2	5.	Jones, Kali-KSU	SR	32	40	1.25	
16.	Simpson, Mandy-OU	SO	30	178	5.9	6.	Carleton, Bridget-ISU	SR	35	43	1.23	
17.	Helgren, Bailey-KU	SO	31	180	5.8	7.	Niblack, Kari-WVU	FR	33	40	1.21	
18.	Martin, Tynice-WVU	JR	32	184	5.8	8.	Scott, Kristin-ISU	SO	35	42	1.20	
19.	Gray, Vivian-OSU	SO	30	166	5.5	9.	Gray, Vivian-OSU	SO	30	36	1.20	
20.	Richardson, Austin-KU	SR	31	170	5.5	10.	Ekhelar, Theresa-WVU	SR	29	34	1.17	
ASSISTS						ASSIST/TURNOVER RATIO (Min. 3.0 assists/game)						
##	Player-Team	CI	G	Assists	Avg/G	##	Player-Team	CI	G	Asst	Turn	Ratio
1.	Goth, Kayla-KSU	SR	33	226	6.85	1.	Richards, Didi-BU	SO	155	61	2.54	
2.	Sutton, Sug-UT	JR	33	178	5.39	2.	Cox, Lauren-BU	JR	142	56	2.54	
3.	Jackson, Chloe-BU	SR	38	203	5.34	3.	Jackson, Chloe-BU	SR	203	81	2.51	
4.	Middleton, Alexa-ISU	SR	35	176	5.03	4.	Landrum, Juicy-BU	JR	143	63	2.27	
5.	Richards, Didi-BU	SO	38	155	4.08	5.	Ray, Kianna-TCU	JR	142	66	2.15	
6.	Smith, Madisen-WVU	FR	33	134	4.06	6.	Goth, Kayla-KSU	SR	226	112	2.02	
7.	Ray, Kianna-TCU	JR	35	142	4.06	7.	Lyons, Christalah-KU	SR	96	56	1.71	
8.	Carleton, Bridget-ISU	SR	35	140	4.00	8.	Miller, Braxtin-OSU	SO	104	61	1.70	
9.	Landrum, Juicy-BU	JR	37	143	3.86	9.	Sutton, Sug-UT	JR	178	110	1.62	
10.	Carr, Chrislyn-TTU	FR	31	117	3.77	10.	Middleton, Alexa-ISU	SR	176	109	1.61	
11.	Cox, Lauren-BU	JR	38	142	3.74	OFFENSIVE REBOUNDS						
12.	Miller, Braxtin-OSU	SO	30	104	3.47	##	Player-Team	CI	G	No.	Avg/G	
13.	Heard, Lauren-TCU	SO	35	113	3.23	1.	Sanders, Zuri-TTU	SR	30	139	4.63	
14.	Lyons, Christalah-KU	SR	31	96	3.10	2.	Moore, Jordan-TCU	SR	35	128	3.66	
15.	Goodson, Sydney-TTU	SO	31	95	3.06	3.	Brewer, Brittany-TTU	JR	31	94	3.03	
FIELD GOAL PCT (Min. 3.0 made per game)						4.	Williams, Madi-OU	FR	30	89	2.97	
##	Player-Team	CI	FG	FGA	Pct	5.	Niblack, Kari-WVU	FR	33	96	2.91	
1.	Brown, Kalani-BU	SR	240	391	.614	6.	Williams, Peyton-KSU	JR	32	89	2.78	
2.	Moore, Jordan-TCU	SR	214	363	.590	7.	Helgren, Bailey-KU	SO	31	78	2.52	
3.	Scott, Kristin-ISU	SO	170	303	.561	8.	Davenport, Naomi-WVU	SR	33	83	2.52	
4.	Smith, Nalyssa-BU	FR	134	247	.543	9.	Brown, Kalani-BU	SR	37	91	2.46	
5.	Brewer, Brittany-TTU	JR	214	405	.528	10.	Cox, Lauren-BU	JR	38	93	2.45	
6.	Richards, Didi-BU	SO	118	226	.522	DEFENSIVE REBOUNDS						
7.	Cox, Lauren-BU	JR	193	370	.522	##	Player-Team	CI	G	No.	Avg/G	
8.	Niblack, Kari-WVU	FR	99	192	.516	1.	Carleton, Bridget-ISU	SR	35	235	6.71	
9.	White, Jatarie-UT	SR	143	278	.514	2.	Williams, Peyton-KSU	JR	32	214	6.69	
10.	Williams, Peyton-KSU	JR	180	370	.486	3.	Brewer, Brittany-TTU	JR	31	187	6.03	
11.	DeGrate, Erin-TTU	JR	95	198	.480	4.	Cox, Lauren-BU	JR	38	224	5.89	
12.	Murcer, Jessi-OU	FR	99	208	.476	5.	Sanders, Zuri-TTU	SR	30	174	5.80	
13.	Sutton, Sug-UT	JR	164	345	.475	6.	Brown, Kalani-BU	SR	37	212	5.73	
14.	Jackson, Chloe-BU	SR	196	414	.473	7.	Davenport, Naomi-WVU	SR	33	184	5.58	
15.	Carleton, Bridget-ISU	SR	254	543	.468	8.	Jones, LaTashia-OSU	SR	29	157	5.41	
FREE THROW PCT (Min. 2.0 made per game)						9.	Williams, Madi-OU	FR	30	152	5.07	
##	Player-Team	CI	FTM	FTA	Pct	10.	Okonkwo, Amy-TCU	SR	35	174	4.97	
1.	Okonkwo, Amy-TCU	SR	73	84	.869	MINUTES PLAYED						
2.	Carleton, Bridget-ISU	SR	180	209	.861	##	Player-Team	CI	G	Min.	Avg/G	
3.	Kopatich, Kylee-KU	SR	62	73	.849	1.	Goth, Kayla-KSU	SR	33	1237	37.48	
4.	Williams, Peyton-KSU	JR	115	138	.833	2.	Martin, Tynice-WVU	JR	32	1183	36.97	
5.	Martin, Tynice-WVU	JR	103	124	.831	3.	Goodson, Sydney-TTU	SO	31	1122	36.19	
6.	Gray, Vivian-OSU	SO	131	159	.824	4.	Gray, Vivian-OSU	SO	30	1083	36.10	
7.	Carr, Chrislyn-TTU	FR	78	96	.813	5.	Williams, Peyton-KSU	JR	32	1138	35.56	
8.	Rudd, Lucky-WVU	JR	67	84	.798	6.	Carleton, Bridget-ISU	SR	35	1224	34.97	
9.	Lyons, Christalah-KU	SR	88	115	.765	7.	Miller, Braxtin-OSU	SO	30	1049	34.97	
10.	Sutton, Sug-UT	JR	71	93	.763	8.	Ray, Kianna-TCU	JR	35	1209	34.54	
11.	Miller, Braxtin-OSU	SO	86	114	.754	9.	Davenport, Naomi-WVU	SR	33	1135	34.39	
12.	Brown, Kalani-BU	SR	106	141	.752	10.	Carr, Chrislyn-TTU	FR	31	1055	34.03	
13.	Cox, Lauren-BU	JR	94	128	.734							
14.	Goth, Kayla-KSU	SR	109	149	.732							
15.	Heard, Lauren-TCU	SO	91	140	.650							

INDIVIDUAL STATISTICS - BIG 12 GAMES

SCORING						STEALS						
##	Player-Team	CI	G	Pts	Avg.	##	Player-Team	CI	G	Steals	Avg/G	
1.	Carleton, Bridget-ISU	SR	18	442	24.6	1.	Kopatich, Kylee-KU	SR	18	39	2.17	
2.	Gray, Vivian-OSU	SO	18	388	21.6	2.	Carleton, Bridget-ISU	SR	18	39	2.17	
3.	Llanusa, Ana-OU	SO	18	344	19.1	3.	Williams, Peyton-KSU	JR	18	38	2.11	
4.	Martin, Tynice-WVU	JR	18	328	18.2	4.	Heard, Lauren-TCU	SO	18	37	2.06	
5.	Moore, Jordan-TCU	SR	18	305	16.9	5.	Goth, Kayla-KSU	SR	18	36	2.00	
6.	Davenport, Naomi-WVU	SR	18	297	16.5	6.	Llanusa, Ana-OU	SO	18	34	1.89	
7.	Carr, Christlyn-TTU	FR	18	296	16.4	7.	Goodson, Sydney-TTU	SO	18	33	1.83	
8.	Williams, Peyton-KSU	JR	18	292	16.2	8.	Sanders, Zuri-TTU	SR	17	30	1.76	
9.	Brown, Kalani-BU	SR	18	277	15.4	9.	Asberry, Ja'Mee-OSU	FR	18	31	1.72	
10.	Scott, Kristin-ISU	SO	18	274	15.2	10.	Jackson, Chloe-BU	SR	18	30	1.67	
11.	Okonkwo, Amy-TCU	SR	18	263	14.6							
12.	Sutton, Sug-UT	JR	18	257	14.3	3-POINT FG PCT (Min. 1.5 made per game)						
13.	Brewer, Brittany-TTU	JR	18	250	13.9	##	Player-Team	CI	G	3FG	FGA	Pct
14.	Goth, Kayla-KSU	SR	18	249	13.8	1.	Robertson, Taylor-OU	FR	49	107	458	
15.	Landrum, Juicy-BU	JR	17	222	13.1	2.	Williams, Danni-UT	SR	39	93	419	
16.	Cox, Lauren-BU	JR	18	235	13.1	3.	Scott, Kristin-ISU	SO	33	80	413	
17.	Lyons, Christalash-KU	SR	18	231	12.8	4.	Carleton, Bridget-ISU	SR	42	106	396	
18.	Miller, Braxtin-OSU	SO	18	228	12.7	5.	Okonkwo, Amy-TCU	SR	39	100	390	
19.	Holmes, Joyner-UT	JR	18	219	12.2	6.	Joens, Ashley-ISU	FR	42	108	389	
20.	Joens, Ashley-ISU	FR	18	217	12.1	7.	Davenport, Naomi-WVU	SR	29	75	387	
21.	Kopatich, Kylee-KU	SR	18	216	12.0	8.	Landrum, Juicy-BU	JR	29	77	377	
22.	Robertson, Taylor-OU	FR	18	206	11.4	9.	Martin, Tynice-WVU	JR	46	129	357	
23.	Jackson, Chloe-BU	SR	18	201	11.2	10.	Llanusa, Ana-OU	SO	45	127	354	
24.	Williams, Danni-UT	SR	18	199	11.1	11.	Goodson, Sydney-TTU	SO	36	106	340	
25.	Richardson, Austin-KU	SR	18	197	10.9	12.	Ray, Kianna-TCU	JR	33	107	308	
26.	Goodson, Sydney-TTU	SO	18	191	10.6	13.	Carr, Christianna-KSU	FR	29	95	305	
27.	Heard, Lauren-TCU	SO	18	186	10.3	14.	Kopatich, Kylee-KU	SR	34	112	304	
28.	Ray, Kianna-TCU	JR	18	178	9.9	15.	Ranke, Rachel-KSU	SO	37	122	303	
29.	DeGrate, Erin-TTU	JR	17	167	9.8							
30.	Middleton, Alexa-ISU	SR	18	175	9.7	3-POINT FG MADE						
REBOUNDING						##	Player-Team	CI	G	3FG	Avg/G	
##	Player-Team	CI	G	Rebs	Avg/G	1.	Robertson, Taylor-OU	FR	18	49	2.72	
1.	Williams, Peyton-KSU	JR	18	180	10.0	2.	Martin, Tynice-WVU	JR	18	46	2.56	
2.	Sanders, Zuri-TTU	SR	17	166	9.8	3.	Llanusa, Ana-OU	SO	18	45	2.50	
3.	Moore, Jordan-TCU	SR	18	162	9.0	4.	Carleton, Bridget-ISU	SR	18	42	2.33	
4.	Cox, Lauren-BU	JR	18	162	9.0	5.	Joens, Ashley-ISU	FR	18	42	2.33	
5.	Carleton, Bridget-ISU	JR	18	158	8.8	6.	Williams, Danni-UT	SR	18	39	2.17	
6.	Brown, Kalani-BU	SR	18	148	8.2	7.	Okonkwo, Amy-TCU	SR	18	39	2.17	
7.	Scott, Kristin-ISU	SO	18	142	7.9	8.	Ranke, Rachel-KSU	SO	18	37	2.06	
8.	Davenport, Naomi-WVU	SR	18	137	7.6	9.	Carr, Christlyn-TTU	FR	18	36	2.00	
9.	Brewer, Brittany-TTU	JR	18	131	7.3	10.	Goodson, Sydney-TTU	SO	18	36	2.00	
10.	Holmes, Joyner-UT	JR	18	127	7.1	BLOCKED SHOTS						
11.	Williams, Madi-OU	FR	18	121	6.7	##	Player-Team	CI	G	Blocks	Avg/G	
12.	Jones, LaTashia-OSU	SR	18	117	6.5	1.	Moore, Jordan-TCU	SR	18	49	2.72	
13.	Niblack, Kari-WVU	FR	18	115	6.4	2.	Cox, Lauren-BU	JR	18	46	2.56	
14.	DeGrate, Erin-TTU	JR	17	106	6.2	3.	Brewer, Brittany-TTU	JR	18	34	1.89	
15.	Okonkwo, Amy-TCU	SR	18	112	6.2	4.	Brown, Kalani-BU	SR	18	31	1.72	
16.	White, Jatarie-UT	SR	18	110	6.1	5.	Niblack, Kari-WVU	FR	18	29	1.61	
17.	Gray, Vivian-OSU	SO	18	99	5.5	6.	Williams, Peyton-KSU	JR	18	24	1.33	
18.	Simpson, Mandy-OU	SO	18	99	5.5	7.	Scott, Kristin-ISU	SO	18	24	1.33	
19.	Goodson, Sydney-TTU	SO	18	98	5.4	8.	Carleton, Bridget-ISU	SR	18	21	1.17	
20.	Richardson, Austin-KU	SR	18	98	5.4	9.	Ekhehar, Theresa-WVU	SR	18	21	1.17	
21.						10.	Gray, Vivian-OSU	SO	18	19	1.06	
ASSISTS						ASSIST/TURNOVER RATIO (Min. 3.0 assists/game)						
##	Player-Team	CI	G	Assists	Avg/G	##	Player-Team	CI	G	Asst	Turn	Ratio
1.	Goth, Kayla-KSU	SR	18	131	7.28	1.	Richards, Didi-BU	SO	70	27	2.59	
2.	Middleton, Alexa-ISU	SR	18	99	5.50	2.	Cox, Lauren-BU	JR	66	26	2.54	
3.	Jackson, Chloe-BU	SR	18	94	5.22	3.	Jackson, Chloe-BU	SR	94	40	2.35	
4.	Sutton, Sug-UT	JR	18	89	4.94	4.	Goth, Kayla-KSU	SR	131	63	2.08	
5.	Smith, Madisen-WVU	JR	18	83	4.61	5.	Landrum, Juicy-BU	JR	64	33	1.94	
6.	Carleton, Bridget-ISU	SR	18	78	4.33	6.	Carleton, Bridget-ISU	SR	78	43	1.81	
7.	Richards, Didi-BU	SO	18	70	3.89	7.	Middleton, Alexa-ISU	SR	99	63	1.57	
8.	Landrum, Juicy-BU	JR	17	64	3.76	8.	Sutton, Sug-UT	JR	89	58	1.53	
9.	Cox, Lauren-BU	JR	18	66	3.67	9.	Ray, Kianna-TCU	JR	56	38	1.47	
10.	Carr, Christlyn-TTU	FR	18	66	3.67	10.	Miller, Braxtin-OSU	SO	56	39	1.44	
11.	Heard, Lauren-TCU	SO	18	64	3.56	OFFENSIVE REBOUNDS						
12.	Ray, Kianna-TCU	JR	18	56	3.11	##	Player-Team	CI	G	No.	Avg/G	
13.	Miller, Braxtin-OSU	SO	18	56	3.11	1.	Sanders, Zuri-TTU	SR	17	83	4.88	
14.	Lyons, Christalash-KU	SR	18	54	3.00	2.	Moore, Jordan-TCU	SR	18	71	3.94	
15.	Murcer, Jessi-OU	FR	18	51	2.83	3.	Williams, Peyton-KSU	JR	18	52	2.89	
FIELD GOAL PCT (Min. 3.0 made per game)						4.	Cox, Lauren-BU	JR	18	47	2.61	
##	Player-Team	CI	FG	FGA	Pct	5.	Williams, Madi-OU	FR	18	47	2.61	
1.	Brown, Kalani-BU	SR	109	175	62.3	6.	Niblack, Kari-WVU	FR	18	44	2.44	
2.	Scott, Kristin-ISU	SO	103	178	57.9	7.	White, Jatarie-UT	SR	18	43	2.39	
3.	Moore, Jordan-TCU	SR	114	204	55.9	8.	Brown, Kalani-BU	SR	18	43	2.39	
4.	Cox, Lauren-BU	JR	91	176	51.7	9.	Jones, Kali-KSU	JR	18	40	2.22	
5.	Sutton, Sug-UT	JR	98	194	50.5	10.	Holmes, Joyner-UT	SR	17	40	2.22	
6.	Carleton, Bridget-ISU	SR	146	303	48.2	11.	Davenport, Naomi-WVU	SR	18	40	2.22	
7.	Brewer, Brittany-TTU	JR	108	225	48.0	DEFENSIVE REBOUNDS						
8.	Davenport, Naomi-WVU	SR	117	246	47.6	##	Player-Team	CI	G	No.	Avg/G	
9.	DeGrate, Erin-TTU	JR	68	143	47.6	1.	Williams, Peyton-KSU	JR	18	128	7.11	
10.	Jackson, Chloe-BU	SR	87	184	47.3	2.	Carleton, Bridget-ISU	JR	18	124	6.89	
11.	Murcer, Jessi-OU	FR	59	127	46.5	3.	Cox, Lauren-BU	JR	18	115	6.39	
12.	Williams, Peyton-KSU	JR	106	229	46.3	4.	Brown, Kalani-BU	SR	18	105	5.83	
13.	Holmes, Joyner-UT	JR	90	198	45.5	5.	Scott, Kristin-ISU	SO	18	103	5.72	
14.	White, Jatarie-UT	SR	66	146	45.2	6.	Davenport, Naomi-WVU	SR	18	97	5.39	
15.	Joens, Ashley-ISU	FR	74	169	43.8	7.	Brewer, Brittany-TTU	JR	18	93	5.17	
FREE THROW PCT (Min. 2.0 made per game)						8.	Jones, LaTashia-OSU	SR	18	92	5.11	
##	Player-Team	CI	FTM	FTA	Pct	9.	Moore, Jordan-TCU	SR	18	91	5.06	
1.	Kopatich, Kylee-KU	SR	40	45	88.9	10.	Okonkwo, Amy-TCU	SR	18	90	5.00	
2.	Carleton, Bridget-ISU	SR	108	123	87.8	MINUTES PLAYED						
3.	Brown, Kalani-BU	SR	59	69	85.5	##	Player-Team	CI	G	Minutes	Avg/G	
4.	Llanusa, Ana-OU	SO	103	123	83.7	1.	Martin, Tynice-WVU	JR	18	70	38.89	
5.	Williams, Peyton-KSU	JR	66	79	83.5	2.	Goth, Kayla-KSU	SR	18	695	38.61	
6.	Carr, Christlyn-TTU	FR	52	63	82.5	3.	Goodson, Sydney-TTU	SO	18	691	38.39	
7.	Collier, Charli-UT	JR	36	44	81.8	4.	Gray, Vivian-OSU	SO	18	683	37.94	
8.	Sutton, Sug-UT	JR	51	63	81.0	5.	Ray, Kianna-TCU	JR	18	670	37.22	
9.	Martin, Tynice-WVU	JR	62	77	80.5	6.	Williams, Peyton-KSU	JR	18	662	36.78	
10.	Gray, Vivian-OSU	SO	87	109	79.8	7.	Miller, Braxtin-OSU	SO	18	659	36.61	
11.	Lyons, Christalash-KU	SR	54	69	78.3	8.	Davenport, Naomi-WVU	SR	18	650	36.11	
12.	Goth, Kayla-KSU	SR	68	89	76.4	9.	Carleton, Bridget-ISU	SR	18	646	35.89	
13.	Rudd, Lucky-WVU	JR	48	63	76.2	10.	Williams, Danni-UT	SR	18	640	35.56	
14.	Landrum, Juicy-BU	JR	35	47	74.5							
15.	Cox, Lauren-BU	JR	46	64	71.9							



BIG 12 CONFERENCE

103

400 East John Carpenter Freeway, Irving, TX 75062 | Phone: (469) 524-1000 | Fax: (469) 524-1049 | Website: www.big12sports.com | Twitter: @big12conference



Bob Bowsby
Commissioner

The Big 12 is nearing its silver anniversary as it is in its 24th year in 2019-20 as one of the nation's premier athletic conferences under the direction of eighth-year commissioner Bob Bowsby.

TCU and West Virginia joined the league on July 1, 2012 and became the Big 12's first additions since inception, joining Baylor, Iowa State,

Kansas, Kansas State, Oklahoma, Oklahoma State, Texas and Texas Tech.

With 10 members, the Big 12 remains as the only autonomy conference to determine its champions in all sports directly on the field of play with a full round-robin schedule. The Conference's hard work ethic and strong values have translated to enormous success in its first 22 years. Since it began competition in 1996-97, the league can boast of 63 NCAA team titles and 664 individual national championships.

The Big 12 has been at the forefront in college athletics reform, specifically with student-athlete welfare issues to include cost of attendance, student-athlete time demands and strengthening its policy for concussion diagnosis and management. In 2014-15, the Big 12 introduced and hosted three "State of Collegiate Athletics" forums to examine the issues facing college athletics. Two were conducted in Washington, D.C and one in New York City. Panelists included respected authorities from intercollegiate athletics, university leadership and sports journalism. The third forum featured a special session comprised of student-athletes. The Big 12 has continued the "State of Collegiate Athletics" forums the past five seasons with Dallas serving as the host site for three events and one staged in Atlanta.

The award-winning Big 12 Champions for Life, an initiative of the Conference, begins its fifth year in 2019-20. It features student-athletes, selected by league institutions, in a series of public service announcements highlighting the positive impact an athletics scholarship has had on their lives leading to stories of personal growth and success.

The Big 12 was the only conference to place a team in the Final Four and CFP semifinals in both 2017-18 and 2018-19. Texas Tech played in the 2019 national championship game while Kansas competed in the 2018 Final Four. Oklahoma was in the CFP semifinals in both seasons. Additionally, the Big 12 was the lone conference

that had teams play in the 2019 men's (Texas Tech) and women's (Baylor) Final Fours, and the NIT (Texas, TCU) and WNIT (TCU) semifinals. Baylor won the women's basketball national title while Texas was the NIT champion. The Big 12 also claimed both of the Associated Press basketball coaches of the year as Kim Mulkey (Baylor) captured the women's award while Chris Beard (Texas Tech) picked up the men's honor.

In addition to Baylor's women's basketball crown, national championships were won by Texas Tech men's outdoor track & field, Texas men's tennis and Oklahoma women's gymnastics while Iowa State claimed the National Invitation Volleyball Tournament. NCAA runner-up finishes besides Texas Tech men's basketball included UT men's swimming & diving and men's golf along with OU softball.

The Big 12 placed 70% of its teams in 2018 bowl games highlighted by No. 2 Oklahoma competing in the CFP Semifinal at the Orange Bowl and a Texas win over No. 5 Georgia in the Sugar Bowl. The Big 12 has made eight appearances in a CFP News Year's Bowl in the five years of the structure, including OU and UT in 2018. The Sooners made their second-straight CFP semifinal appearance and third in four years.

Additionally, the Big 12 added its seventh Heisman Trophy winner since 1996 when Kyler Murray (Oklahoma) took home the award, following former Sooner QB Baker Mayfield (Oklahoma) in 2017. The Conference has had a finalist in 15 of its seasons for a total of 20 with two finalists in five seasons. Thirty-nine major individual awards have been won by Big 12 student-athletes in football over the past nine campaigns. Overall, more than 4,800 student-athletes have earned All-America recognition.

The Big 12 and its member institutions are committed to a competitive environment where sportsmanship and fair play take center stage. Whether on the field, in the classroom, or within the community, the student-athletes, administrators, coaches and game officials of the Big 12 support the highest ideals in sportsmanship.

National academic accolades have always been strong in the Big 12. Ty Darlington (Oklahoma) was the recipient of the 2015 William V. Campbell Trophy, known as the Academic Heisman. Jevon Carter (West Virginia) was presented the NCAA Today's Top 10 Award in January 2019. It recognizes former student-athletes for their successes on the fields and courts, in the classroom and in the community. Since 1996, the Big 12 has a total of 12 honorees for this prestigious award. In the last eight seasons, 19 student-athletes were recipients of the NCAA Elite 90 Award with Baylor's Lauren Cox (women's basketball) and

Colin Kober (men's golf), Oklahoma State's Sofia Blanco (women's tennis), Texas' Johnny Goodwin (men's tennis) and Texas Tech's Davide Moretti (men's basketball), picking up the most recent honors in 2017-18. The accolade showcases individuals who have reached the pinnacle of competition at the national championship level, while also achieving the highest academic standard among their peers.

In its short history, the Big 12 has over 680 Academic All-America recipients, averaging about 30 each season. Big 12 student-athletes have shown commitment to their studies by earning numerous individual academic recognitions. Fourteen times in the past 15 years a league athlete has garnered the top academic honor for their respective sport, including Jevon Carter (West Virginia) for men's basketball in 2017-18 and Bianca St. Georges (West Virginia) for soccer in 2018-19.

Competitive excellence, scholarship and sportsmanship are all equal components of the Big 12 philosophy. All-Big 12 teams and Academic All-Big 12 squads are recognized for each sport at the end of their respective seasons. At the end of each academic year, the Conference honors its top male and female student-athletes with the Big 12 Athlete of the Year and Big 12 Sportsperson of the Year awards.

Institutions can also nominate student-athletes for the prestigious Dr. Prentice Gautt Postgraduate Scholarships. A total of 441 scholars have received over \$3.3 million in postgraduate financial aid through the first 23 years of the program.

The Big 12 sponsors 23 sports. Men's squads include baseball, basketball, cross country, football, golf, indoor track & field, outdoor track & field, swimming & diving, tennis and wrestling. Women's teams are fielded in basketball, cross country, equestrian, golf, gymnastics, indoor track & field, outdoor track & field, rowing, soccer, softball, swimming & diving, tennis and volleyball.

Big 12 institutions create a league that encompasses five states and nearly 38 million people. Nearly 5,000 student-athletes from across the United States and around the World compete annually in the sports sponsored by the Conference.

The Conference currently conducts postseason championships for 21 of its 23 sports with the Football Championship Game returning in 2017 after a six-year absence. Each championship helps to determine teams and/or individuals that will represent the Conference in national postseason competition.

The Conference office is headquartered in Irving, Texas.

2019-20 Big 12 Composite Schedule (as of 10/1/19)

All times listed as Central.

Dates, times and television designation subject to change.

For the latest Big 12 composite schedule, visit
www.big12sports.com.

Tuesday, November 5

Robert Morris at TCU (HFTV), Noon

New Hampshire at Baylor (Big 12 Now on ESPN+), 6:00 p.m.

Idaho at Oklahoma State (Big 12 Now on ESPN+), 7:00 p.m.

Wednesday, November 6

South Dakota at Iowa State

Thursday, November 7

St. Francis (PA) at West Virginia, 6:00 p.m.

Indiana State at Kansas (Big 12 Now on ESPN+), 7:00 p.m.

Southern at Iowa State

Friday, November 8

Grambling at Baylor (Big 12 Now on ESPN+), 6:00 p.m.

Texas at USF, 6:00 p.m.

Omaha at K-State (Big 12 Now on ESPN+), 6:30 p.m.

Prairie View A&M at Oklahoma, WNIT, (FSOK), 8:00 p.m.

Lamar at Oklahoma State (Big 12 Now on ESPN+), 11:00 a.m.

Sunday, November 10

Illinois-Chicago at Kansas (Big 12 Now on ESPN+), 1:00 p.m.

Cornell at TCU (HFTV), 1:00 p.m.

Presbyterian at West Virginia, 1:00 p.m.

Iowa State at Drake

Oklahoma vs. TBD, WNIT

Monday, November 11

Illinois-Chicago at K-State (Big 12 Now on ESPN+), 6:30 p.m.

Wednesday, November 13

Omaha at Kansas (Big 12 Now on ESPN+), 7:00 p.m.

Oklahoma State at Tulsa, 7:00 p.m.

Thursday, November 14

Houston Baptist at Baylor (Big 12 Now on ESPN+), 6:00 p.m.

Nicholls State at TCU (HFTV), 6:30 p.m.

UTSA at Texas (LHN), 7:00 p.m.

Sam Houston State at Texas Tech (FSSW), 6:00 p.m.

Oklahoma vs. TBD, WNIT

Sunday, November 17

UMass Lowell at Kansas (Big 12 Now on ESPN+), 1:00 p.m.

Arizona at Texas (LHN), 1:00 p.m.

Radford at West Virginia, Beckley, W.Va., 1:00 p.m.

Oklahoma vs. TBD (CBS Sports Network), WNIT, 2:00 p.m.

Monday, November 18

Oral Roberts at K-State (Big 12 Now on ESPN+), 6:30 p.m.

Florida A&M at Texas Tech

Tuesday, November 19

USF at Baylor (Big 12 Now on ESPN+), 6:00 p.m.

Idaho State at Oklahoma State (Big 12 Now on ESPN+), 7:00 p.m.

Texas Southern at Iowa State

Wednesday, November 20

Stephen F. Austin at Oklahoma (FSOK), 11:00 a.m.

UTRGV at Texas (LHN), 11:00 a.m.

TCU at SMU, 7:00 p.m.

Thursday, November 21

Coppin State at West Virginia, 9:00 a.m.

Lamar at Baylor (Big 12 Now on ESPN+), 6:00 p.m.

Friday, November 22

Iowa State at North Dakota State, 7:00 p.m.

Northwestern State at Texas Tech

Saturday, November 23

Oklahoma at Houston, 2:00 p.m.

Rice at Oklahoma State (Big 12 Now on ESPN+), 2:00 p.m.

Sunday, November 24

Texas State at Kansas (Big 12 Now on ESPN+), 2:00 p.m.

UT Arlington at K-State (Big 12 Now on ESPN+), 2:00 p.m.

Southern at Texas (LHN), 1:00 p.m.

Tuesday, November 26

TCU at Army, 4:00 p.m.

Abilene Christian at Oklahoma (FSOK), 7:00 p.m.

Thursday, November 28

Oklahoma State vs. Oregon, Paradise Jam, 2:15 p.m.

Baylor vs. Washington State, Paradise Jam, 4:45 p.m.

West Virginia vs. Creighton, Cancun Challenge, 5:30 p.m.

Friday, November 29

Kansas vs. Wright State, FAU Thanksgiving Tournament, 11:00 a.m.

Oklahoma State vs. Louisville, Paradise Jam, Noon

K-State vs. Memphis (FloHoops.com), Junkanoo Jam, 2:00 p.m.

West Virginia vs. New Mexico, 3:00 p.m.

Texas Tech vs. Purdue Fort Wayne, 4:00 p.m.

Baylor vs. Indiana, Paradise Jam, 4:45 p.m.

Arkansas Pine-Bluff at Iowa State

Texas vs. NC State, Rainbow Wahine Showdown

Saturday, November 30

Oklahoma State vs. UT Arlington, Paradise Jam, Noon

Oklahoma at Wichita State, 2:00 p.m.

K-State vs. LSU/Michigan State (FloHoops.com), Junkanoo Jam, TBD

Baylor vs. South Carolina, Paradise Jam, 7:00 p.m.

Kansas vs. Florida Atlantic/Loyola (MD),

Texas vs. North Texas, Rainbow Wahine Showdown

Texas Tech vs. San Diego/Monmouth,

Sunday, December 1

New Orleans at Iowa State, 1:00 p.m.

Boise State at TCU (FSSW+), Maggie Dixon Classic, 5:00 p.m.

Texas at Hawaii, Rainbow Wahine Showdown

Tuesday, December 3

Incarnate Word at K-State (Big 12 Now on ESPN+), 6:30 p.m.

Wednesday, December 4

Georgia at Baylor, Big 12/SEC Challenge, (Big 12 Now on ESPN+), 7:00 p.m.

Ole Miss at Texas Tech (FSSW+), 7:00 p.m.

Oklahoma at Western Kentucky, TBA

Thursday, December 5

Iowa State at Alabama (SEC Network), 6:00 p.m.

Saturday, December 7

K-State at Arkansas (SEC Network+), Big 12/SEC Challenge, 2:00 p.m.

Auburn at TCU (HFTV), Big 12/SEC Challenge, 2:00 p.m.

LSU at Oklahoma (FSOK), Big 12/SEC Challenge, 3:00 p.m.

Oklahoma State at Texas A&M, Big 12/SEC Challenge

Sunday, December 8

Texas at Tennessee (ESPN2), 1:00 p.m.

Florida at Kansas, Big 12/SEC Challenge, 2:00 p.m.

West Virginia at Mississippi State, Big 12/SEC Challenge

Wednesday, December 11

Iowa at Iowa State (FS1), 7:00 p.m.

TCU at Texas A&M (SEC Network+), 7:00 p.m.

Saturday, December 14

K-State at Kansas City (WAC Digital Network), 1:00 p.m.

Sunday, December 15

Houston Baptist at Texas Tech (FSSW), Noon

Saint Mary's at Kansas (Big 12 Now on ESPN+), 2:00 p.m.

Sam Houston State at Oklahoma (SoonerSports.TV), 2:00 p.m.

Ohio at TCU (HFTV), 2:00 p.m.

Norfolk State at West Virginia, Charleston, W.Va., 3:00 p.m.

Wright State at Iowa State

Tuesday, December 17

Prairie View at Texas Tech, Noon

Drake at Oklahoma (FSOK), 7:00 p.m.

Southern at Oklahoma State (Big 12 Now on ESPN+), 7:00 p.m.

Wednesday, December 18

Arkansas State at Baylor (Big 12 Now on ESPN+), Noon

Ohio at Texas (LHN), 7:00 p.m.

Friday, December 20

Oral Roberts at Oklahoma State (Big 12 Now on ESPN+), 7:00 p.m.

Arkansas-Pine Bluff at Texas Tech

Saturday, December 21

West Virginia vs. Michigan State, Florida Sunshine Classic, 12:30 p.m.

K-State at Oregon (Oregon Live Stream), 2:00 p.m.

Sunday, December 22

Texas State at TCU (HFTV), Noon

Stanford at Texas (ESPN2), Noon

West Virginia vs. Syracuse, Florida Sunshine Classic, 12:30 p.m.

Kansas at Saint Louis, 1:00 p.m.

Oklahoma vs. UConn (CBSSN), 3:00 p.m.

Northern Iowa at Iowa State

ULM at Texas Tech

Saturday, December 28

UTRGV at K-State (Big 12 Now on ESPN+), 2:00 p.m.

Sunday, December 29

Northwestern State at Texas (LHN), 1:00 p.m.

TCU at Middle Tennessee, 2:00 p.m.

UTSA at Texas Tech

Monday, December 30

Duquesne at Oklahoma State (Big 12 Now on ESPN+), 1:00 p.m.

Wofford at Kansas (Big 12 Now on ESPN+), 7:00 p.m.

Morehead State at Baylor (Big 12 Now on ESPN+)

North Alabama at Iowa State

Tuesday, December 31

Cornell at West Virginia, 1:00 p.m.

Friday, January 3

TCU at Texas (LHN), 6:00 p.m.

Iowa State at Texas Tech (FSSW), 7:00 p.m.

Saturday, January 4

Kansas at Oklahoma State (Big 12 Now on ESPN+), 2:00 p.m.

Baylor at Oklahoma (FSOK), 4:00 p.m.

Sunday, January 5

West Virginia at K-State (FSN), Noon

Monday, January 6

Texas at Iowa State (FS1)

Wednesday, January 8

Texas Tech at TCU (HFTV), 6:30 p.m.

Oklahoma at Oklahoma State (FSN), 7:00 p.m.

West Virginia at Kansas (Big 12 Now on ESPN+)

Thursday, January 9

Baylor at UConn (ESPN2), 6:00 p.m.

Saturday, January 11

Iowa State at Oklahoma (FSOK), 1:00 p.m.

K-State at Texas Tech (FSSW), 3:00 p.m.

Sunday, January 12

Texas at West Virginia (FSN), Noon

Oklahoma State at Baylor (ESPN2), 1:00 p.m.

Kansas at TCU (FSSW), 2:00 p.m.

Wednesday, January 15

Oklahoma at West Virginia (Nexstar), 6:00 p.m.

Oklahoma State at K-State (Big 12 Now on ESPN+), 6:30 p.m.

Texas Tech at Texas (LHN), 7:00 p.m.

TCU at Iowa State

Baylor at Kansas (Big 12 Now on ESPN+)

Saturday, January 18

West Virginia at Baylor (FS1), 7:00 p.m.

Texas Tech at Kansas (Big 12 Now on ESPN+)

Sunday, January 19

Texas at K-State (Big 12 Now on ESPN+), 2:00 p.m.
Iowa State at Oklahoma State (Big 12 Now on ESPN+), 2:00 p.m.
TCU at Oklahoma (FSOK), 3:00 p.m.

Wednesday, January 22

Oklahoma State at West Virginia, 6:00 p.m.
Baylor at TCU (HFTV), 6:30 p.m.
Kansas at Texas (LHN), 7:00 p.m.
K-State at Iowa State
Oklahoma at Texas Tech

Saturday, January 25

Texas at Oklahoma State (FSN), 1:00 p.m.
Texas Tech at Baylor (Big 12 Now on ESPN+), 2:00 p.m.
Oklahoma at K-State (Big 12 Now on ESPN+), 2:00 p.m.
Kansas at Iowa State

Sunday, January 26

West Virginia at TCU (FS1), 7:30 p.m.

Tuesday, January 28

Texas at Oklahoma (FSOK), 7:00 p.m.
Iowa State at Baylor (FS1), 7:30 p.m.

Wednesday, January 29

TCU at Oklahoma State (Big 12 Now on ESPN+), 7:00 p.m.
K-State at Kansas (FSN), 8:00 p.m.

Friday, January 31

Baylor at Texas (FS1), 6:00 p.m.

Saturday, February 1

K-State at TCU (FSSW), 1:00 p.m.
Oklahoma State at Texas Tech (FSSW), 3:00 p.m.

Sunday, February 2

Oklahoma at Kansas (FSN), Noon
Iowa State at West Virginia (ESPNU), 1:00 p.m.

Wednesday, February 5

Texas Tech at K-State (Big 12 Now on ESPN+), 6:30 p.m.
Kansas at Baylor (Big 12 Now on ESPN+), 7:00 p.m.
West Virginia at Oklahoma (FSOK+), 7:00 p.m.
Oklahoma State at Iowa State

Saturday, February 8

Baylor at K-State (Big 12 Now on ESPN+), 2:00 p.m.
West Virginia at Oklahoma State (Big 12 Now on ESPN+), 2:00 p.m.
Oklahoma at Iowa State
TCU at Kansas (Big 12 Now on ESPN+)

Sunday, February 9

Texas at Texas Tech (ESPNU), 1:00 p.m.

Tuesday, February 11

K-State at West Virginia, 6:00 p.m.
Oklahoma State at Oklahoma (SoonerSports.TV), 7:00 p.m.

Wednesday, February 12

TCU at Baylor (Big 12 Now on ESPN+), 7:00 p.m.
Iowa State at Texas (LHN), 7:00 p.m.
Kansas at Texas Tech

Saturday, February 15

Texas Tech at West Virginia (AT&T SportsNet), 4:00 p.m.
Baylor at Oklahoma State (Big 12 Now on ESPN+), 7:00 p.m.
Texas at Kansas (Big 12 Now on ESPN+)

Sunday, February 16

Iowa State at TCU (FSN), Noon
K-State at Oklahoma (FS1), 2:00 p.m.

Monday, February 17

West Virginia at Texas (FS1), 7:30 p.m.

Tuesday, February 18

Baylor at Texas Tech (FSN), 7:00 p.m.

Wednesday, February 19

TCU at K-State (Big 12 Now on ESPN+), 6:30 p.m.

Saturday, February 22

K-State at Texas (LHN), Noon
Oklahoma at Baylor (Big 12 Now on ESPN+), 4:00 p.m.
Kansas at West Virginia (AT&T SportsNet), 4:00 p.m.

Sunday, February 23

Oklahoma State at TCU (FSSW+), 2:00 p.m.
Texas Tech at Iowa State

Monday, February 24

Baylor at West Virginia (FS1), 6:00 p.m.

Wednesday, February 26

Iowa State at K-State (Big 12 Now on ESPN+), 6:30 p.m.
Texas at TCU (FSSW+), 6:30 p.m.
Kansas at Oklahoma (FSOK), 7:00 p.m.
Texas Tech at Oklahoma State (Big 12 Now on ESPN+), 7:00 p.m.

Saturday, February 29

K-State at Baylor (Big 12 Now on ESPN+), 6:00 p.m.
Oklahoma at Texas (LHN), 7:00 p.m.
West Virginia at Iowa State
Oklahoma State at Kansas (Big 12 Now on ESPN+)

Sunday, March 1

TCU at Texas Tech (FSN), Noon

Tuesday, March 3

K-State at Oklahoma State (Big 12 Now on ESPN+), 7:00 p.m.
Iowa State at Kansas (Big 12 Now on ESPN+)

Wednesday, March 4

Oklahoma at TCU (FSSW+), 6:00 p.m.
West Virginia at Texas Tech (FSSW+), 8:00 p.m.

Thursday, March 5

Texas at Baylor (FS1), 7:30 p.m.

Saturday, March 7

Texas Tech at Oklahoma (FSOK), 1:00 p.m.
TCU at West Virginia (Nexstar), 6:00 p.m.

Sunday, March 8

Oklahoma State at Texas (LHN), 11:30 a.m.
Baylor at Iowa State (FSN), Noon
Kansas at K-State (Big 12 Now on ESPN+), 2:00 p.m.

2020 PHILLIPS 66 BIG 12 CHAMPIONSHIP (Municipal Auditorium - Kansas City, Mo. - March 12-15, 2020)**THURSDAY, MARCH 12**

Game 1: Seed #8 vs. Seed #9	6 p.m. (FCS)
Game 2: Seed #7 vs. Seed #10	8:30 p.m. (FCS)

FRIDAY, MARCH 13

Game 3: Seed #4 vs. Seed #5	11 a.m. (FSN)
Game 4: Seed #1 vs. Game-1 winner	1:30 p.m. (FSN)
Game 5: Seed #2 vs. Game-2 winner	6 p.m. (FSN)
Game 6: Seed #3 vs. Seed #6	8:30 p.m. (FSN)

**BIG 12 CONFERENCE****SATURDAY, MARCH 14**

Game 7: Semifinal 1	2 p.m. (FS1)
Game 8: Semifinal 2	4:30 p.m. (FS1)

SUNDAY, MARCH 15

Game 9: Championship Game	8 p.m. (FS1)
---------------------------	--------------



Municipal Auditorium - Kansas City, Mo.

K-STATE IN THE BIG 12 TOURNAMENT (20-23)

2019 (Oklahoma City, Okla.)

Quarterfinals (5) K-State 72, (4) West Virginia 59
Semifinals (1) Baylor 88, (5) K-State 60

2018 (Oklahoma City, Okla.)

1st Round (8) K-State 72, (9) Kansas 63
Quarterfinals (1) Baylor 83, (8) K-State 54

2017 (Oklahoma City, Okla.)

Quarterfinals (4) K-State 74, (5) Iowa State 67
Semifinals (1) Baylor 88, (4) K-State 71

2016 (Oklahoma City, Okla.)

Quarterfinals (3) West Virginia 74, (6) K-State 65

2015 (Dallas, Texas)

1st Round (8) K-State 57, (9) Kansas 49
Quarterfinals (1) Baylor 82, (8) K-State 70

2014 (Oklahoma City, Okla.)

1st Round (8) Kansas 87, (9) K-State 84 (ot)

2013 (Dallas, Texas)

1st Round (8) K-State 51, (9) Texas 49
Quarterfinals (1) Baylor 80, (8) K-State 47

2012 (Kansas City, Mo.)

Quarterfinals (5) K-State 67, (4) Iowa State 63
Semifinals (1) Baylor 86, (5) K-State 65

2011 (Kansas City, Mo.)

Quarterfinals (4) K-State 56, (5) Iowa State 53
Semifinals (1) Baylor 86, (4) K-State 53

2010 (Kansas City, Mo.)

1st Round (9) K-State 59, (8) Texas Tech 51
Quarterfinals (1) Nebraska 63, (9) K-State 46

2009 (Oklahoma City, Okla.)

1st Round (5) K-State 68, (12) Colorado 51
Quarterfinals (4) Texas A&M 65, (5) K-State 63

2008 (Kansas City, Mo.)

Quarterfinals (8) Iowa State 66, (1) K-State 65 (ot)

2007 (Oklahoma City, Okla.)

Quarterfinals (5) Iowa State 57, (12) K-State 45

Record by Seed in Big 12 Championships

Seed	K-State vs.	K-State as
No. 1	1-11	0-1
No. 2	1-1	2-2
No. 3	0-4	2-1
No. 4	3-0	3-3
No. 5	2-1	5-4
No. 6	2-2	0-1
No. 7	2-0	1-1
No. 8	1-2	4-5
No. 9	4-2	1-2
No. 10	1-0	0-0
No. 11	0-0	1-2
No. 12	2-0	0-1

Record by Big 12 Championships Location

Kansas City	11-11
Dallas	5-5
Oklahoma City	4-7

2006 (Dallas, Texas)

1st Round (7) K-State 72, (10) Kansas 52
Quarterfinals (2) Baylor 79, (7) K-State 74 (ot)

2005 (Kansas City, Mo.)

Quarterfinals (3) K-State 71, (6) Nebraska 45
Semifinals (3) K-State 72, (2) Texas 69
Finals (1) Baylor 68, (3) K-State 55

2004 (Dallas, Texas)

Quarterfinals (2) K-State 79, (7) Missouri 58
Semifinals (6) Oklahoma 78, (2) K-State 66

2003 (Dallas, Texas)

Quarterfinals (2) K-State 77, (7) Baylor 60
Semifinals (3) Texas Tech 71, (2) K-State 65

2002 (Kansas City, Mo.)

Quarterfinals (4) K-State 79, (5) Texas 63
Semifinals (1) Oklahoma 69, (4) K-State 49

2001 (Kansas City, Mo.)

1st Round (6) Baylor 60, (11) K-State 44

2000 (Kansas City, Mo.)

Quarterfinals (9) Oklahoma St. 67, (5) K-State 59

1999 (Kansas City, Mo.)

1st Round (8) K-State 55, (9) Colorado 51
Quarterfinals (1) Texas Tech 74, (8) K-State 55

1998 (Kansas City, Mo.)

1st Round (11) K-State 75, (6) Baylor 66 (ot)
Quarterfinals (3) Kansas 50, (11) K-State 46

1997 (Kansas City, Mo.)

1st Round (5) K-State 81, (12) Oklahoma 56
Quarterfinals (5) K-State 76, (4) Texas Tech 68
Semifinals (5) K-State 73, (1) Kansas 58
Finals (3) Colorado 54, (5) K-State 44

Big 12 All-Tournament Team Selections

Brit Jacobson - 1997
Andria Jones (MVP) - 1997
Megan Mahoney - 2005
Kendra Wecker - 2002, 2005

Big 12 Championship Records - Players

Most Assists, Single Game:
Megan Mahoney, 12; March 10, 2004

Most 3-Pt. Field Goals Attempted, Single Game:
Laurie Koehn, 15; March 11, 2004

Big 12 Championship Records - Team

Defensive 3-Pt. FG Pct., Team Series:
Kansas State, .034 (2010)

K-STATE INDIVIDUAL SINGLE GAME RECORDS

Points	31, Jalana Childs, vs. Iowa State (3/8/12)
FGs Made	13, Twice: Jalana Childs, vs. Iowa State (3/8/12) Angie Finkes, vs. Baylor (3/3/98)
FGs Attempted	25, Angie Finkes, vs. Baylor (3/3/98)
3PT FGs Made	6, Laurie Koehn, vs. Baylor (3/12/03)
3PT FGs Attempted	15, Laurie Koehn, vs. Oklahoma (3/11/04)
FTs Made	9, Peyton Williams, vs. West Virginia (3/9/19)
FTs Attempted	10, Twice: Kayla Goth, vs. Kansas (3/2/18)
FT Pct.	1.000, Three times: (9-9) Peyton Williams, vs. West Virginia (3/9/19) (8-8) Megan Deines, vs. West Virginia (3/5/16) (6-6), Shalee Lehnig, vs. Iowa State (3/6/07)
Rebounds	16, Twice: Brandy Harris, vs. Colorado (3/2/99) Kendra Wecker, vs. Baylor (3/12/05)
Assists	13, Kayla Goth, vs. West Virginia (3/9/19)
Blocks	5, Twice: Nicole Ohlde, vs. Baylor (3/12/03) Breanna Lewis, vs. Kansas (3/7/14)
Steals	5, Twice: Ashia Woods, vs. Kansas (3/7/14) Jasauen Beard, vs. West Virginia (3/9/19)

K-STATE TEAM SINGLE GAME RECORDS

Points	84, vs. Kansas (3/7/14)
Points (Half)	49 - second half, vs. Iowa State (3/4/17)
Points (Quarter)	29 (3Q), vs. Iowa State (3/4/17)
FGs Made	35, vs. Missouri (3/10/04)
FGs Attempted	74, vs. Baylor (3/8/06)
FG Pct. (min. 45 attempts)	.571 (32-56), vs. Baylor (3/3/98)
3PT FGs Made	12, vs. Baylor (3/9/13)
3PT FGs Attempted	36, vs. Baylor (3/9/13)
3PT FG Pct. (min. 10 attempts)	.563 (9-16), vs. Missouri (3/10/04)
FTs Made	22, vs. Kansas (3/6/97)
FTs Attempted	27, vs. Kansas (3/6/97)
FT Pct. (min. 15 attempts)	.875 (14-16), vs. Texas A&M (3/13/09)
Rebounds	45, Three times: vs. Colorado (3/2/99) vs. Baylor (3/12/03) vs. Iowa State (3/4/17)
Assists	25, Twice: vs. Baylor (3/3/98) vs. Missouri (3/10/04)
Turnovers	27, vs. Baylor (3/3/98)
Blocked Shots	10 vs. Baylor (3/12/03)
Steals	18, vs. West Virginia (3/9/19)



Andria Jones

K-STATE BIG 12 TOURNAMENT STATS



PLAYER	YEARS	G-GS	FGM-FGA	3PT-A	FTM-FTA	REB.	PF	PTS.	AST.	TO	BLK	STL	MIN.
Andrea Armstrong	2001-02	1-0	1-4	0-0	0-0	1	1	2	1	1	1	0	12
Jasauen Beard	2019	2-0	6-15	1-2	4-4	7	7	17	2	4	0	5	32
Shalondra Booker	2001-02	3-1	0-2	0-1	0-0	5	3	0	4	5	0	3	35
Branshea Brown	2009-12	8-4	9-30	0-3	6-11	28	22	24	7	12	2	4	166
Heidi Brown	2013	2-0	2-7	1-6	0-0	3	4	5	1	0	0	0	37
Chantay Caron	2011-14	7-3	8-28	4-13	3-4	16	8	23	8	2	0	4	151
Christianna Carr	2019	2-2	7-26	5-14	5-6	9	4	24	1	4	3	1	54
Brittany Chambers	2010-13	7-7	41-112	16-60	18-23	58	10	116	24	30	1	5	294
Jalana Childs	2009-12	8-6	35-66	1-1	6-9	28	17	77	6	5	2	7	172
JuliAnne Chisholm	2011-12	3-0	5-10	3-4	0-0	2	5	13	2	3	1	0	29
Jenny Coalson	1997-98	5-2	6-17	2-6	3-6	27	8	17	13	14	0	5	132
Claire Coggins	2004-07	7-6	21-63	10-24	1-3	21	14	53	9	16	2	6	181
Bri Craig	2013-16	6-2	8-25	5-20	2-2	7	13	23	6	4	3	4	123
Missy Decker	1997	4-4	12-30	11-25	12-13	15	6	47	13	7	0	4	153
Megan Deines	2016	1-1	6-11	2-3	8-8	4	2	22	2	4	0	2	37
Tasha Dickey	2012	2-2	8-22	4-12	0-1	8	3	20	1	3	2	1	66
Kimberly Dietz	2005-08	7-4	14-46	10-31	11-16	12	8	49	10	9	2	4	139
Chelsea Domenico	2002-05	9-2	4-8	4-7	1-2	22	8	13	14	10	1	0	156
Amy Dutmer	2001-04	7-2	8-20	6-11	3-5	8	10	25	7	8	2	6	93
Angie Finkes	1997-00	9-5	47-106	0-1	13-23	42	28	97	11	25	3	2	279
Morgen Finneran	1998-01	5-1	1-10	1-5	2-3	9	5	5	6	6	0	2	65
Olga Firsova	1999-00	3-1	14-36	0-0	12-17	28	9	40	1	8	3	0	69
Denisha Ferguson	2001	1-0	0-0	0-0	0-0	0	2	0	0	0	0	0	1
A. Frei	2000	1-0	0-0	0-0	0-0	0	0	0	0	0	0	0	0
Marlies Gipson	2006,08-09	5-5	27-58	1-7	13-14	40	14	68	14	10	6	6	161
Cymone Goodrich	2018	2-0	2-9	1-4	4-5	3	2	9	2	3	0	2	36
Kayla Goth	2016-19	7-5	33-76	8-27	24-30	21	5	98	36	20	4	15	239
JoAnn Hamlin	2006	2-2	10-16	0-0	1-2	15	8	21	0	4	5	1	52
Kari Hanson	2002	0-0	0-0	0-0	0-0	1	0	0	1	0	0	0	4
Brandy Harris	1998-99	4-2	8-20	0-0	3-4	29	10	19	5	6	1	5	103
Kayla Hester	1997	4-4	11-28	7-17	1-1	15	13	30	7	6	3	4	110
Kelsey Hill	2009-11	3-0	5-11	4-9	0-0	0	4	14	1	2	0	1	35
Danielle Hutton	2001	1-0	2-3	0-0	0-0	1	0	4	0	0	0	1	7
Brit Jacobson	1997-98	6-6	27-58	2-9	12-22	31	20	68	30	24	1	15	202
Sunny Jacobson	1997	1-0	0-0	0-0	0-0	0	0	0	0	0	0	0	1
Andria Jones	1997	4-4	26-45	4-7	14-18	25	11	60	8	18	4	7	146
Ashley Jones	2015	1-0	0-0	0-0	0-0	1	0	0	0	1	1	0	3
Kali Jones	2018-19	4-2	4-10	0-0	3-4	8	10	11	1	4	1	1	40
Taelor Karr	2010-11	4-4	16-41	9-26	2-2	21	9	43	9	3	0	5	143
Kari Kincaid	2007-10	6-5	15-39	8-24	6-9	12	5	44	5	6	1	4	194
Ashlynn Knoll	2014	1-0	0-3	0-0	0-0	1	1	0	0	2	0	0	7
Laurie Koehn	2002-05	9-9	38-99	27-72	8-9	28	15	111	11	16	0	3	298
Brianna Kulas	2011	1-0	0-1	0-0	0-0	1	0	0	0	0	0	0	3
Maary Lakes	2018	2-1	1-2	0-0	0-0	2	7	2	0	2	0	0	18
Kjersten Larson	1997	2-0	2-3	1-2	1-2	1	1	6	3	0	0	3	26
Shalee Lehning	2006-09	6-6	24-48	6-14	16-22	39	15	70	30	14	0	11	218
Katya Leick	2014	1-1	6-11	5-8	0-0	3	4	17	0	1	0	0	35
Breanna Lewis	2014-17	6-6	33-64	0-0	14-26	52	24	80	1	9	15	4	167
Laura Macke	2019	2-0	1-3	1-2	2-2	5	4	5	1	2	0	2	36
Brie Madden	2002-05	9-0	16-31	0-0	3-4	36	23	35	15	16	8	9	156
Megan Mahoney	2002-05	9-9	34-69	6-16	18-27	45	14	92	42	17	3	5	256
Shaelyn Martin	2015-18	6-5	6-21	1-7	10-14	28	11	23	16	14	1	7	149
Carolyn McCullough	2005-08	4-0	3-6	1-3	0-0	3	1	7	0	0	0	0	33
Jessica McFarland	2003-06	5-0	13-23	0-0	3-4	14	8	29	2	8	4	4	73
Twiggy McIntyre	2004-06	7-0	13-37	3-15	9-10	11	8	38	13	5	0	5	134
Deborah Meeks	2015	2-0	2-4	1-2	0-0	4	3	5	2	1	0	1	15
Karyla Middlebrook	2017	2-2	8-20	3-8	4-6	5	3	23	2	3	0	1	35
Sara Munson	1997	1-0	2-5	0-0	0-0	2	1	4	1	1	0	1	13
Shanda Murdoch	2004	1-0	0-0	0-0	0-0	0	0	0	0	0	0	0	2
Kelsey Nelson	2009	2-0	4-12	0-2	2-2	2	1	10	1	3	0	0	24
Kimmery Newsom	2001-04	3-0	0-3	0-0	0-1	3	2	0	0	2	0	0	4
Nicole Ohlde	2001-04	7-7	37-77	0-0	15-23	45	17	89	20	16	9	4	206
Kaylee Page	2016-18	5-3	10-29	8-19	5-6	17	9	33	9	5	5	3	139
Lanie Page	2017	2-0	0-1	0-1	0-0	0	1	0	0	1	0	2	9
Essence Perry	1999	2-2	5-10	1-4	1-2	2	4	12	9	10	0	6	69
Nicky Ramage	1997-00	9-9	33-53	0-0	19-32	57	27	85	4	11	5	4	221
Rachel Ranke	2018-19	4-4	16-55	8-35	6-7	19	3	46	9	4	1	5	145
Ashley Ray	2018-19	4-0	0-1	0-0	0-2	2	6	0	0	1	0	0	34
Kristin Rethman	1999-02	6-5	17-35	15-29	2-4	22	11	51	15	10	0	3	177
Leticia Romero	2014	1-1	4-21	1-3	6-6	7	5	15	9	6	0	2	42
April Sailors	2000-01	2-0	2-4	2-3	2-2	0	1	8	2	4	0	0	24
Jessica Sheble	2014-17	6-0	5-10	0-0	6-8	7	10	16	3	2	2	0	51
Amy Short	1997	1-0	0-1	0-0	0-0	0	0	0	0	0	0	0	1
Savannah Simmons	2019	2-0	0-0	0-0	1-2	1	0	1	0	1	0	1	6
Naytanda Smith	2004-07	4-0	2-4	0-0	0-0	1	7	4	0	1	0	0	10
Ashley Sweat	2007-10	6-6	24-69	1-15	21-30	28	14	70	7	10	1	8	207
Antoinette Taylor	2015-16	2-0	1-1	0-0	0-1	0	0	2	0	0	0	0	2
Haley Texada	2013, 2015	4-4	23-61	13-32	11-12	19	5	70	11	5	0	7	155
Kelly Thomson	2015-17	3-0	0-1	0-1	0-0	0	0	0	0	0	0	0	5
Alina Voronenko	2009-11	2-0	3-9	2-4	1-2	6	4	9	2	0	1	0	23
Marshela Webb	1998-01	3-1	2-6	0-0	0-0	3	2	4	2	1	0	0	28
Kendra Wecker	2002-05	9-9	66-134	8-26	17-19	73	24	122	25	20	8	13	305
Kindred Wesemann	2014-17	6-5	25-68	15-39	13-16	20	12	78	16	9	0	9	200
Shana Wheeler	2005-08	5-4	11-27	0-0	1-3	15	7	23	2	13	5	3	72
Mariah White	2010-13	8-6	12-35	3-8	4-4	33	15	31	25	15	2	4	242
Alisa Wiggins	2018-19	2-0	0-0	0-0	0-0	0	0	0	0	1	0	0	2
Peyton Williams	2017-19	6-6	18-51	3-13	23-25	32	11	62	2	9	5	7	170
Eternati Willock	2017	2-0	5-10	0-0	2-5	11	0	12	3	6	2	1	45
Kim Woodlee	1998-01	6-4	13-39	11-33	0-0	21	5	37	12	16	0	3	216
Ashia Woods	2012, 2014-15	5-2	8-16	0-3	4-8	17	9	20	10	11	1	7	129
Danielle Zanotti	2006-09	6-2	4-11	3-9	6-8	18	8	17	3	2	1	7	123

INDIVIDUAL GAME

POINTS (MIN. 25 PTS SCORED)

1. Jalana Childs, vs. Iowa State (3/8/12)	31
2. Andria Jones, vs. Kansas (3/6/97)	28
3. Nicky Ramage, vs. Baylor (3/3/98)	27
Angie Finkes, vs. Baylor (3/3/98)	27
5. Kendra Wecker, vs. Missouri (3/10/04)	25
Haley Texada, vs. Baylor (3/7/15)	25
Kayla Goth, vs. Iowa State (3/4/17)	25

FIELD GOALS MADE (MIN. 10 FGS MADE)

1. Jalana Childs, vs. Iowa State (3/8/12)	13
Angie Finkes, vs. Baylor (3/3/98)	13
3. Kendra Wecker, vs. Missouri (3/10/04)	12
4. Nicky Ramage, vs. Baylor (3/3/98)	11
5. Marlies Gipson, vs. Texas A&M (3/13/09)	10

FIELD GOALS ATTEMPTED (MIN. 20 FGS ATTEMPTED)

1. Angie Finkes, vs. Baylor (3/3/98)	25
2. Brittany Chambers, vs. Baylor (3/9/13)	24
3. Jalana Childs, vs. Iowa State (3/8/12)	23
4. Leticia Romero, vs. Kansas (3/7/14)	21
5. Laurie Koehn, vs. Oklahoma (3/11/04)	20
Haley Texada, vs. Baylor (3/7/15)	20
Rachel Ranke, vs. West Virginia (3/9/19)	20

3-POINT FIELD GOALS MADE (MIN. 5 3-PT FGS MADE)

1. Laurie Koehn, vs. Baylor (3/12/03)	6
2. Kristin Rethman, vs. Oklahoma State (3/6/00)	5
Laurie Koehn, vs. Missouri (3/10/04)	5
Brittany Chambers, vs. Baylor (3/9/13)	5
Katya Leick, vs. Kansas (3/7/14)	5
Haley Texada, vs. Baylor (3/7/15)	5
Kaylee Page, vs. Kansas (3/2/18)	5

3-POINT FIELD GOAL ATTEMPTED (MIN. 10 3-PT FGS ATTEMPTED)

1. Laurie Koehn, vs. Oklahoma (3/11/04)	15
2. Brittany Chambers, vs. Baylor (3/9/13)	14
3. Laurie Koehn, vs. Baylor (3/12/03)	12
Rachel Ranke, vs. West Virginia (3/9/19)	12
5. Laurie Koehn, vs. Texas (3/6/02)	11
Kimberly Dietz, vs. Baylor (3/8/06)	11
Haley Texada, twice	11
Kindred Wesemann, vs. West Virginia (3/5/16)	11
9. Kristin Rethman, vs. Oklahoma State (3/6/00)	10
Kimberly Dietz, vs. Iowa State (3/6/07)	10
Kari Kincaid, vs. Colorado (3/12/09)	10
Kayla Goth, vs. Iowa State (3/4/17)	10

FREE THROWS MADE

1. Peyton Williams, vs. West Virginia (3/9/19)	9
2. Megan Deines, vs. West Virginia (3/5/16)	8
Peyton Williams, vs. Baylor (3/10/19)	8
3. Andria Jones, vs. Kansas (3/6/97)	7
Ashley Sweat, vs. Texas A&M (3/13/09)	7
5. Eight tied; Last: Haley Texada, vs. Baylor (3/7/15)	6

FREE THROWS ATTEMPTED

1. Nicky Ramage, vs. Colorado (3/2/99)	9
Breanna Lewis, vs. Baylor (3/5/17)	9
Peyton Williams, twice	9
4. Andria Jones, vs. Kansas (3/6/97)	8
Nicky Ramage, vs. Baylor (3/3/98)	8
Olga Firsova, vs. Texas Tech (3/3/99)	8
Megan Mahoney, vs. Baylor (3/12/05)	8
Danielle Zanotti, vs. Iowa State (3/12/08)	8
Ashley Sweat, vs. Texas A&M (3/13/09)	8
Megan Deines, vs. West Virginia (3/5/16)	8

REBOUNDS

1. Brandy Harris, vs. Colorado (3/2/99)	16
Kendra Wecker, vs. Baylor (3/12/05)	16
3. Breanna Lewis, vs. Kansas (3/7/14)	14
4. Kendra Wecker, vs. Texas (3/6/02)	13
5. Taelor Karr, vs. Texas Tech (3/11/10)	12
6. Olga Firsova, twice	11
Nicky Ramage, vs. Oklahoma State (3/6/00)	11
Marlies Gipson, vs. Baylor (3/8/06)	11
Shalee Lehning, vs. Iowa State (3/12/08)	11

ASSISTS

1. Kayla Goth, vs. West Virginia (3/9/19)	13
2. Megan Mahoney, vs. Missouri (3/10/04)	12
3. Jenny Coalson, vs. Baylor (3/3/98)	11
4. Brit Jacobson, vs. Texas Tech (3/5/97)	10
5. Megan Mahoney, vs. Oklahoma (3/11/04)	9
Shalee Lehning, vs. Baylor (3/8/06)	9
Leticia Romero, vs. Kansas (3/7/14)	9
7. Five tied; Last: Kayla Goth, vs. Kansas (3/2/18)	8

STEALS (MIN. 4 STEALS)

1. Ashia Woods, vs. Kansas (3/7/14)	5
Jasauen Beard, vs. West Virginia (3/9/19)	5
3. 9 times by 7 players; Last: Kayla Goth, vs. W. Virginia (3/9/19)	4

BLOCKS (MIN. 4 BLOCKS)

1. Nicole Ohlde, vs. Baylor (3/12/03)	5
Breanna Lewis, vs. Kansas (3/7/14)	5
3. JoAnn Hamlin, vs. Kansas (3/7/06)	4
Breanna Lewis, vs. Kansas (3/6/15)	4

DOUBLE-DOUBLES (22)

1. Breanna Lewis.....3	6. Eternati Willock.....1
vs. Baylor (3/5/17); 14 pts, 11 rebs	vs. Iowa State (3/4/17); 12 pts, 10 rebs
vs. Kansas (3/6/15); 18 pts, 10 rebs	Kindred Wesemann.....1
vs. Kansas (3/7/14); 20 pts, 14 rebs	vs. West Virginia (3/5/16); 13 pts, 10 rebs
Nicky Ramage.....3	Jalana Childs.....1
vs. Oklahoma St. (3/6/00); 11 pts, 11 rebs	vs. Iowa State (3/8/12); 31 pts, 10 rebs
vs. Colorado (3/2/99); 18 pts, 10 rebs	Taelor Karr.....1
vs. Baylor (3/3/98); 27 pts, 10 rebs	vs. Texas Tech (3/11/10); 16 pts, 12 rebs
3. Olga Firsova.....2	Shalee Lehning.....1
vs. Oklahoma St. (3/6/00); 15 pts, 11 rebs	vs. Iowa State (3/12/08); 15 pts, 11 rebs
vs. Texas Tech (3/3/99); 10 pts, 11 rebs	Shana Wheeler.....1
Kendra Wecker.....2	vs. Iowa State (3/6/07); 17 pts, 10 rebs
vs. Baylor (3/12/05); 14 pts, 16 rebs	Brie Madden.....1
vs. Texas (3/6/02); 22 pts, 13 rebs	vs. Texas (3/10/05); 14 pts, 10 rebs
Marlies Gipson.....2	Megan Mahoney.....1
vs. Colorado (3/12/09); 14 pts, 10 rebs	vs. Texas Tech (3/13/03); 24 pts, 10 rebs
vs. Baylor (3/8/06); 11 pts, 11 rebs	Angie Finkes.....1
	vs. Baylor (3/3/98); 27 pts, 10 rebs
	Brit Jacobson.....1
	vs. Texas Tech (3/5/97); 16 pts, 10 assts

INDIVIDUAL CAREER

GAMES

Rk.	Player (Years)	Games
1.	Seven tied	9
	Kendra Wecker (2001-05); Nicky Ramage (1996-99);	
	Laurie Koehn (2001-05); Brie Madden (2001-05);	
	Megan Mahoney (2001-05); Angie Finkes (1996-00);	
	Chelsea Domenico (2002-05)	
8.	Three tied	8
	Branshea Brown (2008-12); Jalana Childs (2008-12);	
	Mariah White (2009-13)	

POINTS (MIN. 75 PTS SCORED)

Rk.	Player (Years)	Pts	PPG
1.	Kendra Wecker (2001-05)	122	13.6
2.	Brittany Chambers (2009-13)	116	16.6
3.	Laurie Koehn (2001-05)	111	12.3
4.	Kayla Goth (2015-19)	98	14.0
5.	Angie Finkes (1996-00)	97	10.8
6.	Megan Mahoney (2001-05)	92	10.2
7.	Nicole Ohlde (2000-04)	89	12.7
8.	Nicky Ramage (1996-99)	85	9.4
9.	Breanna Lewis (2013-17)	80	13.3
10.	Kindred Wesemann (2013-17)	78	13.0

FIELD GOALS MADE (MIN. 30 FGM)

Rk.	Player (Years)	FGM
1.	Kendra Wecker (2001-05)	66
2.	Angie Finkes (1996-00)	47
3.	Brittany Chambers (2009-13)	41
4.	Laurie Koehn (2001-05)	38
5.	Nicole Ohlde (2000-04)	37
6.	Jalana Childs (2008-12)	35
7.	Megan Mahoney (2001-05)	34
8.	Nicky Ramage (1996-99)	33
	Breanna Lewis (2013-17)	33
	Kayla Goth (2015-19)	33

FIELD GOALS ATTEMPTED (MIN. 65 FGA)

Rk.	Player (Years)	FGA
1.	Kendra Wecker (2001-05)	134
2.	Brittany Chambers (2009-13)	112
3.	Angie Finkes (1996-00)	106
4.	Laurie Koehn (2001-05)	99
5.	Nicole Ohlde (2000-04)	77
6.	Kayla Goth (2015-19)	76
7.	Ashley Sweat (2006-10)	69
	Megan Mahoney (2001-05)	69
9.	Jalana Childs (2008-12)	66

FIELD GOAL PCT (MIN. 60 FGA)

Rk.	Player (Years)	FG Pct.	FGM-FGA
1.	Jalana Childs (2008-12)530	35-66
2.	Breanna Lewis (2013-17)516	33-64
3.	Megan Mahoney (2001-05)493	34-69
4.	Kendra Wecker (2001-05)492	66-134
5.	Nicole Ohlde (2000-04)481	37-77
6.	Angie Finkes (1996-00)443	47-106
7.	Kayla Goth (2015-19)434	33-76
8.	Laurie Koehn (2001-05)384	38-99
9.	Haley Texada (2011-15)377	23-61
10.	Brittany Chambers (2009-13)366	41-112

3-POINT FIELD GOALS MADE (MIN. 10 3-PT FGM)

Rk.	Player (Years)	3FGM
1.	Laurie Koehn (2001-05)	27
2.	Brittany Chambers (2009-13)	16
3.	Kristin Rethman (1998-02)	15
	Kindred Wesemann (2013-17)	15
5.	Haley Texada (2011-15)	13
6.	Kim Woodlee (1997-01)	11
	Missy Decker (1993-97)	11
8.	Claire Coggins (2003-07)	10
	Kimberly Dietz (2004-08)	10

3-POINT FIELD GOALS ATTEMPTED (MIN. 25 3FGA)

Rk.	Player (Years)	3FGA
1.	Laurie Koehn (2001-05)	72
2.	Brittany Chambers (2009-13)	60
3.	Kindred Wesemann (2013-17)	39
4.	Rachel Ranke (2017-present)	35
5.	Kim Woodlee (1997-01)	33
6.	Haley Texada (2011-15)	32
7.	Kimberly Dietz (2004-08)	31
8.	Kristin Rethman (1998-02)	29
9.	Kendra Wecker (2001-05)	26
	Taelor Karr (2009-11)	26

3-POINT FIELD GOAL PCT (MIN. 25 3FGA)

Rk.	Player (Years)	3FG Pct.	3FGM-3FGA
1.	Kristin Rethman (1998-02)517	15-29
2.	Missy Decker (1993-97)440	11-25
3.	Haley Texada (2011-15)406	13-32
4.	Kindred Wesemann (2013-17)385	15-39
5.	Laurie Koehn (2001-05)375	27-72
6.	Taelor Karr (2009-11)346	9-26
7.	Kim Woodlee (1997-01)333	11-33
8.	Kimberly Dietz (2004-08)323	10-31
9.	Kendra Wecker (2001-05)308	8-26
10.	Kayla Goth (2015-19)296	8-27

FREE THROWS MADE (MIN. 15 FTM)

Rk.	Player (Years)	FTM
1.	Kayla Goth (2015-19)	24
2.	Peyton Williams (2016-present)	23
2.	Ashley Sweat (2006-10)	21
3.	Nicky Ramage (1996-99)	19
4.	Megan Mahoney (2001-05)	18
	Brittany Chambers (2009-13)	18
6.	Kendra Wecker (2001-05)	17
7.	Shalee Lehning (2005-09)	16
8.	Nicole Ohlde (2000-04)	15

FREE THROWS ATTEMPTED (MIN. 20 FTA)

Rk.	Player (Years)	FTA
1.	Nicky Ramage (1996-99)	32
2.	Ashley Sweat (2006-10)	30
	Kayla Goth (2015-19)	30
4.	Megan Mahoney (2001-05)	27
5.	Breanna Lewis (2013-17)	26
6.	Peyton Williams (2016-present)	25
7.	Angie Finkes (1996-00)	23
	Nicole Ohlde (2000-04)	23
	Brittany Chambers (2009-13)	23
10.	Shalee Lehnig (2005-09)	22
	Brit Jacobson (1996-98)	22

FREE THROW PCT. (MIN. 20 FTA)

Rk.	Player (Years)	FT Pct.	FTM-FTA
1.	Peyton Williams (2016-present)	.920	23-25
2.	Kayla Goth (2015-19)	.800	24-30
3.	Brittany Chambers (2009-13)	.783	18-23
4.	Shalee Lehnig (2005-09)	.727	16-22
5.	Ashley Sweat (2006-10)	.700	21-30
6.	Megan Mahoney (2001-05)	.667	18-27
7.	Nicole Ohlde (2000-04)	.652	15-23
8.	Nicky Ramage (1996-99)	.594	19-32
9.	Angie Finkes (1996-00)	.565	13-23
10.	Brit Jacobson (1996-98)	.545	12-22

REBOUNDS (MIN. 40 REBS)

Rk.	Player (Years)	Rebs	RPG
1.	Kendra Wecker (2001-05)	73	8.1
2.	Brittany Chambers (2009-13)	58	8.3
3.	Nicky Ramage (1996-00)	57	6.3
4.	Breanna Lewis (2013-17)	52	8.7
5.	Nicole Ohlde (2000-04)	45	6.4
	Megan Mahoney (2001-05)	45	5.0
7.	Angie Finkes (1996-00)	42	4.7
8.	Marlies Gipson (2005-09)	40	8.0

ASSISTS (MIN. 20 ASSTS)

Rk.	Player (Years)	Assts	APG
1.	Megan Mahoney (2001-05)	42	4.7
2.	Kayla Goth (2015-19)	36	5.1
3.	Brit Jacobson (1996-98)	30	5.0
	Shalee Lehnig (2005-09)	30	5.0
5.	Kendra Wecker (2001-05)	25	2.8
	Mariah White (2009-13)	25	3.1
7.	Brittany Chambers (2009-13)	24	3.4
8.	Nicole Ohlde (2001-05)	20	2.9

STEALS (MIN. 10 STLs)

Rk.	Player (Years)	Stls.	SPG
1.	Brit Jacobson (1996-98)	15	2.5
	Kayla Goth (2015-19)	15	2.1
3.	Kendra Wecker (2001-05)	13	1.4
4.	Shalee Lehnig (2005-09)	11	1.8

BLOCKS (MIN. 5 BLKS)

Rk.	Player (Years)	Blks	BPG
1.	Breanna Lewis (2013-17)	15	2.5
2.	Nicole Ohlde (2000-04)	9	1.3
3.	Brie Madden (2001-05)	8	0.9
	Kendra Wecker (2001-05)	8	0.9
5.	Marlies Gipson (2005-09)	6	1.2
6.	JoAnn Hamlin (2006)	5	2.5
	Nicky Ramage (1996-99)	5	0.6
	Shana Wheeler (2004-08)	5	1.0
	Kaylee Page (2015-18)	5	1.0
	Peyton Williams (2016-present)	5	0.8

TEAM GAME

POINTS

1.	vs. Kansas (3/7/14)	84 (L)
2.	vs. Oklahoma (3/4/97)	81 (W)
3.	vs. Texas (3/6/02)	79 (W)
	vs. Missouri (3/10/04)	79 (W)
5.	vs. Baylor (3/12/03)	77 (W)
6.	vs. Texas Tech (3/5/97)	76 (W)
7.	vs. Baylor (3/3/98)	75 (W)

POINTS IN A FIRST QUARTER

1.	vs. West Virginia (3/9/19)	21
2.	vs. Baylor (3/5/17)	18
	vs. Baylor (3/10/19)	18
4.	vs. West Virginia (3/5/16)	17
5.	vs. Kansas (3/2/18)	13

POINTS IN A SECOND QUARTER

1.	vs. Baylor (3/5/17)	20
2.	vs. Iowa State (3/4/17)	18
3.	vs. Baylor (3/3/18)	17
4.	vs. Kansas (3/2/18)	16

POINTS IN A THIRD QUARTER

1.	vs. Iowa State (3/4/17)	29
2.	vs. West Virginia (3/5/16)	17
	vs. Kansas (3/2/18)	17
4.	vs. Baylor (3/10/19)	16
5.	vs. Baylor (3/5/17)	15
	vs. West Virginia (3/9/19)	15

POINTS IN A FOURTH QUARTER

1.	vs. Kansas (3/2/18)	26
2.	vs. West Virginia (3/9/19)	22
3.	vs. Baylor (3/3/18)	21
5.	vs. Iowa State (3/4/17)	20
5.	vs. Baylor (3/5/17)	18

POINTS IN A HALF (MIN. 40 POINTS)

Rk.	Opponent (Date)	Half	Pts
1.	vs. Iowa State (3/4/17)	2nd	49
2.	vs. Missouri (3/10/04)	1st	48
3.	Four times; Last: vs. Kansas (3/2/18)	2nd	43
7.	vs. Oklahoma (3/4/97)	2nd	41
	vs. Nebraska (3/9/05)	1st	41
9.	Four times; Last: vs. Texas (3/6/02)	1st	40

FIELD GOALS MADE (MIN. 30 FGS MADE)

1.	vs. Missouri (3/10/04)	35
2.	vs. Baylor (3/3/98)	32
3.	vs. Oklahoma (3/4/97)	31
4.	vs. Nebraska (3/9/05)	30
	vs. Kansas (3/7/14)	30

FIELD GOALS ATTEMPTED (MIN. 60 FGS ATTEMPTED)

1.	vs. Baylor (3/8/06)	74
2.	vs. Kansas (3/7/14)	68
	vs. West Virginia (3/9/19)	68
4.	vs. Oklahoma (3/11/04)	67
	vs. Baylor (3/9/12)	67
6.	vs. Missouri (3/10/04)	64
7.	vs. Oklahoma (3/4/97)	63
	vs. Baylor (3/5/17)	63
9.	vs. Texas (3/10/05)	60
	vs. Iowa State (3/4/17)	60

FIELD GOAL PCT. (MIN. 55 ATT.)

Rk.	Game (Date)	FG Pct.	FGM-FGA
1.	vs. Baylor (3/3/98)	.571	32-56
2.	vs. Missouri (3/10/04)	.547	35-64
3.	vs. Nebraska (3/9/05)	.517	30-58
4.	vs. Oklahoma (3/4/97)	.492	31-63
5.	vs. Baylor (3/12/03)	.491	28-57
6.	vs. Texas (3/10/05)	.467	28-60
7.	vs. Colorado (3/12/09)	.455	25-55

3-POINT FIELD GOALS MADE (MIN. 10 3PT FGM)

1.	vs. Baylor (3/9/13)	12
2.	vs. Baylor (3/11/11)	11
	vs. Kansas (3/7/14)	11
4.	vs. Texas (3/6/02)	10
	vs. Baylor (3/12/03)	10
	vs. Oklahoma (3/11/04)	10

3-POINT FIELD GOAL ATTEMPTED (MIN. 25 3PT FGA)

1.	vs. Baylor (3/9/13)	36
2.	vs. Texas (3/8/13)	32
3.	vs. West Virginia (3/9/19)	29
4.	vs. Oklahoma (3/11/04)	27
	vs. Baylor (3/8/06)	27
6.	Four times; Last: vs. Baylor (3/3/18)	25

3-POINT FIELD GOAL PCT. (MIN. 15 ATT.)

Rk.	Game (Date)	3FG Pct.	3FGM-3FGA
1.	vs. Missouri (3/10/04)	.563	9-16
2.	vs. Kansas (3/7/14)	.524	11-21
3.	vs. Oklahoma State (3/6/00)	.500	9-18
	vs. Texas (3/6/02)	.500	10-20
5.	vs. Baylor (3/12/03)	.455	10-22
6.	vs. Baylor (3/11/11)	.440	11-25
7.	vs. Oklahoma (3/4/97)	.438	7-16
	vs. Baylor (3/6/01)	.438	7-16
8.	vs. Baylor (3/5/17)	.364	8-22
	vs. Kansas (3/2/18)	.364	8-22
10.	vs. Iowa State (3/4/17)	.320	8-25

FREE THROWS MADE (MIN. 15 FTM)

1.	vs. Kansas (3/6/97)	22
2.	vs. Baylor (3/10/19)	21
3.	vs. Iowa State (3/4/17)	20
4.	vs. Kansas (3/2/18)	18
5.	vs. Texas Tech (3/13/03)	16
	vs. Baylor (3/7/15)	16
	vs. West Virginia (3/5/16)	16

FREE THROWS ATTEMPTED (MIN. 20 FTA)

1.	vs. Kansas (3/6/97)	27
2.	vs. Baylor (3/10/19)	26
3.	vs. Baylor (3/5/17)	25
	vs. Kansas (3/2/18)	25
5.	vs. Iowa State (3/4/17)	24
6.	vs. Oklahoma (3/4/97)	22
	vs. Texas (3/6/02)	22
8.	vs. West Virginia (3/5/16)	21
9.	vs. Iowa State (3/6/07)	20

FREE THROW PCT. (MIN. 15 ATT.)

Rk.	Game (Date)	FT Pct.	FTM-FTA
1.	vs. Texas A&M (3/13/09)	.875	14-16
2.	vs. Colorado (3/12/09)	.867	13-15
	vs. Iowa State (3/8/12)	.867	13-15
4.	vs. Texas Tech (3/13/03)	.842	16-19
	vs. Baylor (3/7/15)	.842	16-19
6.	vs. Iowa State (3/4/17)	.833	20-24
	vs. West Virginia (3/9/19)	.833	15-18
8.	vs. Kansas (3/6/97)	.815	22-27
9.	vs. Texas Tech (3/5/97)	.813	13-16
10.	vs. Baylor (3/10/19)	.808	21-26

REBOUNDS (MIN. 40 REBS)

1.	vs. Colorado (3/2/99)	45
	vs. Baylor (3/12/03)	45
	vs. Iowa State (3/4/17)	45
4.	vs. Kansas (3/7/14)	44
5.	vs. Nebraska (3/9/05)	43
6.	vs. Texas (3/6/02)	42
7.	vs. Baylor (3/3/98)	41
	vs. Baylor (3/8/06)	41
9.	vs. Oklahoma (3/4/97)	40

ASSISTS (MIN. 20 ASSTS)

1.	vs. Baylor (3/3/98)	25
	vs. Missouri (3/10/04)	25
3.	vs. Texas (3/6/02)	23
	vs. Baylor (3/12/03)	23
5.	vs. Texas (3/10/05)	21
6.	vs. Oklahoma (3/4/97)	20
	vs. Oklahoma (3/11/04)	20
	vs. Nebraska (3/9/05)	20

STEALS (MIN. 10 STLs)

1.	vs. West Virginia (3/9/19)	18
2.	vs. Oklahoma (3/4/97)	13
3.	vs. Kansas (3/6/15)	12
4.	vs. Missouri (3/10/04)	11
5.	vs. Nebraska (3/9/05)	10

BLOCKS (MIN. 5 BLKS)

1.	vs. Baylor (3/12/03)	10
2.	vs. Kansas (3/7/06)	6
	vs. Kansas (3/6/15)	6
	vs. Kansas (3/2/18)	6
5.	Six times; Last: vs. Baylor (3/5/17)	5

BIG 12 REGULAR SEASON CHAMPIONS

2019	Baylor
2018	Baylor
2017	Baylor
2016	Baylor
2015	Baylor
2014	Baylor/West Virginia
2013	Baylor
2012	Baylor
2011	Baylor
2010	Nebraska
2009	Oklahoma
2008	Kansas State
2007	Texas A&M / OU
2006	Oklahoma
2005	Baylor
2004	K-State / Texas
2003	Texas
2002	Oklahoma
2001	Oklahoma
2000	ISU / OU / TT
1999	Texas Tech
1998	Texas Tech
1997	Kansas

BIG 12 COACH OF THE YEAR

2019	Kim Mulkey (Baylor)
2018	Kim Mulkey (Baylor)
2017	Karen Aston (Texas)
2016	Jim Littell (Oklahoma State)
2015	Kim Mulkey (Baylor)
2014	Mike Carey (West Virginia)
2013	Kim Mulkey (Baylor)
2012	Kim Mulkey (Baylor)
2011	Kim Mulkey (Baylor)
2010	Connie Yori (Nebraska)
2009	Sherri Coale (Oklahoma)
2008	Deb Patterson (Kansas State)
2007	Gary Blair (Texas A&M)
2006	Sherri Coale (Oklahoma)
2005	Kim Mulkey (Baylor)
2004	Jody Conradt (Texas)
2003	Jody Conradt (Texas)
2002	Deb Patterson (Kansas State)
2001	Sherri Coale (Oklahoma)
2000	Sherri Coale (Oklahoma)
1999	Marsha Sharp (Texas Tech)
1998	Marsha Sharp (Texas Tech)
1997	Marian Washington (Kansas)

BIG 12 TOURNAMENT CHAMPIONS

2019	Baylor
2018	Baylor
2017	West Virginia
2016	Baylor
2015	Baylor
2014	Baylor
2013	Baylor
2012	Baylor
2011	Baylor
2010	Texas A&M
2009	Baylor
2008	Texas A&M
2007	Oklahoma
2006	Oklahoma
2005	Baylor
2004	Oklahoma
2003	Texas
2002	Oklahoma
2001	Iowa State
2000	Iowa State
1999	Texas Tech
1998	Texas Tech
1997	Colorado

BIG 12 PLAYER OF THE YEAR

2019	Bridget Carleton (Iowa State)
2018	Kalani Brown (Baylor)
2017	Brooke McCarty (Texas)
2016	Brittney Martin (Oklahoma State)
2015	Nina Davis (Baylor)
2014	Odyssey Sims (Baylor)
2013	Brittney Griner (Baylor)
2012	Brittney Griner (Baylor)
2011	Brittney Griner (Baylor)
2010	Kelsey Griffin (Nebraska)
2009	Courtney Paris (Oklahoma)
2008	Courtney Paris (Oklahoma)
2007	Courtney Paris (Oklahoma)
2006	Sophia Young (Baylor)
2005	Kendra Wecker (Kansas State)
2004	Nicole Ohlde (Kansas State)
2003	Nicole Ohlde (Kansas State)
2002	Stacey Dales (Oklahoma)
2001	Stacey Dales (Oklahoma)
2000	Phylesha Whaley (Oklahoma)
1999	Angie Brazier (Texas Tech)
1998	Alicia Thompson (Texas Tech)
1997	Tamecka Dixon (Kansas)

BIG 12 SCHOLAR-ATHLETE OF THE YEAR

2019	Peyton Williams (K-State)
2018	Shaelyn Martin (K-State)
2017	Kaylee Jensen (Oklahoma State)
2016	Kindred Wesemann (K-State)
2015	Averee Fields (West Virginia)
2014	Jess Harlee (West Virginia)
2013	Brittany Chambers (K-State)

BIG 12 DEFENSIVE PLAYER OF THE YEAR

2019	Lauren Cox (Baylor)
2018	Lauren Cox (Baylor)
2017	Brianna Taylor (Texas)
2016	Brittney Martin (Oklahoma State) & Imani Boyette (Texas)
2015	Chelsea Prince (TCU)
2014	Odyssey Sims (Baylor)
2013	Brittney Griner (Baylor)
2012	Brittney Griner (Baylor)
2011	Brittney Griner (Baylor)
2010	Brittney Griner (Baylor) & Yvonne Turner (Nebraska)
2009	Danielle Gant (Texas A&M)
2008	Courtney Paris (Oklahoma)
2007	Courtney Paris (Oklahoma)

BIG 12 NEWCOMER OF THE YEAR

2019	Vivian Gray (Oklahoma State)
2018	Loryn Goodwin (Oklahoma State)
2017	Jessica Washington (Kansas)
2016	Alexis Jones (Baylor)
2015	Peyton Little (Oklahoma)
2014	No award given
2013	Portia Durrett (Oklahoma) & Jackie Patterson (Texas Tech)
2012	Kelsey Bone (Texas A&M)
2011	Destiny Williams (Baylor)
2010	Danielle Adams (Texas A&M)
2009	Tanisha Smith (Texas A&M)
2008	Dominic Seals (Texas Tech)
2007	Bernice Mosby (Baylor)
2006	Whitney Pegram (Oklahoma State)
2005	Jelena Spiric (Nebraska)
2004	Nina Stone (Oklahoma State)
2003	Jamie Carey (Texas)
2002	Keisha Cannon (Nebraska)
2001	Sheila Lambert (Baylor)
2000	Amanda Lassiter (Missouri)
1999	Desiree Francis (Iowa State)
1998	Stacy Frese (Iowa State)
1997	Nicole Palmer (Baylor)

BIG 12 FRESHMAN OF THE YEAR

2019	Chrislyn Carr (Texas Tech)
2018	Shaina Pellington (Oklahoma)
2017	Joyner Holmes (Texas)
2016	Tynice Martin (West Virginia)
2015	Gabbi Ortiz (Oklahoma)
2014	Nina Davis (Baylor)
2013	Imani McGee-Stafford (Texas)
2012	Liz Donohoe (Oklahoma State)
2011	Odyssey Sims (Baylor)
2010	Brittney Griner (Baylor)
2009	Whitney Hand (Oklahoma)
2008	Danielle Robinson (Oklahoma)
2007	Andrea Riley (Oklahoma State)
2006	Courtney Paris (Oklahoma)
2005	Morenike Atunrase (Texas A&M)
2004	Tiffany Jackson (Texas)
2003	Chelsi Welch (Oklahoma) & Erin Grant (Texas Tech)
2002	Heather Schreiber (Texas)
2001	Nicole Ohlde (Kansas State)
2000	Plenette Pierson (Texas Tech)
1999	LaNeisha Caufield (Oklahoma)
1998	Megan Taylor (Iowa State)
1997	Julie Helm (Missouri)

BIG 12 SIXTH MAN AWARD

2019	Kari Niblack (West Virginia)
2018	Amy Okonkwo (TCU)
2017	Lauren Cox (Baylor)
2016	Vionise Pierre-Louis (Oklahoma)
2015	Khadijah Cave (Baylor)
2014	Taylor Palmer (West Virginia)
2013	Destiny Williams (Baylor)
2012	Sharane Campbell (Oklahoma)
2011	Chynna Brown (Texas Tech) & Maryann Baker (Texas A&M)
2010	Bianca Smith (Colorado)
2009	Melissa Jones (Baylor) & Nyeshia Stevenson (Oklahoma)
2008	Morenike Atunrase (Texas A&M)
2007	Danielle Gant (Texas A&M)

LAST TIME BY AN
OPPOSING PLAYER

40 POINTS

40 Odyssey Sims, Baylor (1/2/14)

20 REBOUNDS

20 Teviani Scott, Sacramento St. (3/3/94)

15 REBOUNDS

15 Lauren Cox, Baylor (3/10/19)

15 FIELD GOALS MADE

15 Morgan Bertsch, UC Davis (3/23/18)

30 FIELD GOALS ATTEMPTED

33 Ana Llanusa, Oklahoma (2/10/19)

7 THREE-POINT FIELD GOALS MADE

7 Kennedy Kirkpatrick, Northern Iowa (12/21/17)

15 THREE-POINT FIELD GOALS ATTEMPTED

17 Emily Durr, Iowa State (2/11/17)

15 FREE THROWS MADE

17 Hanna Zavec, Wyoming (3/28/07)

20 FREE THROWS ATTEMPTED

24 Hanna Zavec, Wyoming (3/28/07)

10 ASSISTS

10 Jackie Kempf, Saint Louis (3/15/18)

10 STEALS

14 Heidi Caruso, Lafayette (12/5/92)

5 BLOCKS

5 Jordan Moore, TCU (2/23/19)

LAST TIME BY AN OPPONENT

100 POINTS

105 by Ohio State (12/19/93)

40 FIELD GOALS MADE

45 by Louisiana Tech (1/6/90)

90 FIELD GOALS ATTEMPTED

91 by Baylor (3/12/02)

10 THREE-POINT FGS MADE

10 by TCU (2/23/19)

35 THREE-POINT FGS ATTEMPTED

40 by DePaul (11/23/18)

30 FREE THROWS MADE

35 by UTEP (11/16/13)

40 FREE THROWS ATTEMPTED

47 by UTEP (11/16/13)

60 REBOUNDS

69 by Baylor (1/20/18)

25 ASSISTS

26 by Baylor (12/28/17)

15 STEALS

15 by TCU (1/30/19)

10 BLOCKS

11 by George Washington (3/18/16)

INDIVIDUAL SINGLE GAME -
OPPONENT RECORDS

MOST POINTS

50 by Brittney Griner, Baylor (3/4/13)

MOST FIELD GOALS MADE

22 by Karen Jennings, Nebraska (1/21/92)

MOST FIELD GOALS ATTEMPTED

35 by Lynette Woodard, Kansas (1/28/78)

MOST 3-POINT FIELD GOALS MADE

9 by Morgan Eye, Missouri (3/22/15)

MOST 3-POINT FGS ATTEMPTED

18 (twice), last: 18 by Morgan Eye, Missouri (3/22/15)

MOST FREE THROWS MADE

17 (twice), last: 17 by Hanna Zavec, Wyoming (3/28/07)

MOST FREE THROWS ATTEMPTED

24 by Hanna Zavec, Wyoming (3/28/07)

MOST REBOUNDS

33 by Lynette Woodard, Kansas (1/28/78)

TEAM SINGLE GAME -
OPPONENT RECORDS

MOST POINTS

123 by UCLA (1/20/78)

MOST POINTS (CONFERENCE GAME)

106 by Colorado (12/6/79)

FEWEST POINTS

15 by Washburn (2/1/72)

FEWEST POINTS (CONFERENCE GAME)

27 by Oklahoma (2/12/76)

FEWEST POINTS SCORED (BOTH TEAMS)

70, Kansas State 37, Missouri 33 (2/10/10)*

MOST FIELD GOALS MADE

58 by UCLA (1/20/78)

MOST FIELD GOALS ATTEMPTED

101 by UCLA (1/20/78)

FEWEST FIELD GOALS

5 vs. Mississippi Valley State (12/1/06)

FEWEST FGS ATTEMPTED

37 by Sacramento State (1/12/95)

HIGHEST FIELD GOAL PERCENTAGE

.698 (37-53) by Baylor (3/4/13)

MOST 3-POINT FGS MADE

16 by Missouri (3/22/15) & Iowa State (1/2/19)

MOST 3-POINT FGS ATTEMPTED

40 by DePaul (11/23/18)

MOST FREE THROWS MADE

38 by Ohio State (12/19/93)

FEWEST FREE THROWS

0, five times, latest UMKC (11/27/90)

MOST FREE THROWS ATTEMPTED

52 by Wyoming (3/28/07)

FEWEST FREE THROWS ATTEMPTED

2 by Missouri State (1/23/76)

MOST REBOUNDS

73 by Kansas (2/26/79)

FEWEST REBOUNDS

17 by Simpson College (1/5/77)

K-STATE SERIES HISTORY
vs. 2019-20 OPPONENTS

Omaha

H: 3-0 A: 1-0 N: 1-0

K-State leads 5-0

Last: W, 61-46, 11/12/18 (H)

Illinois-Chicago

H: 0-1 A: 0-1 N: 0-0

UIC leads 2-0

Last: L, 61-60, 12/21/92, (H)

Oral Roberts

H: 6-0 A: 0-2 N: 0-0

K-State leads 6-2

Last: W, 53-47, 12/14/14, (H)

UT Arlington

H: 5-0 A: 0-0 N: 0-0

K-State leads 5-0

Last: W, 70-56, 12/6/17 (H)

Memphis

H: 2-0 A: 0-2 N: 0-0

Series tied, 2-2

Last: W, 68-60, 11/22/96 (H)

Michigan State

H: 0-0 A: 0-0 N: 0-1

Michigan State leads 1-0

Last: L, 68-65, 11/22/07 (N)

LSU

H: 2-0 A: 1-1 N: 1-1

K-State leads 4-2

Last: W, 69-54, 11/25/16 (N)

Incarnate Word

H: 0-0 A: 0-0 N: 0-0

First Meeting

Last: n/a

Arkansas

H: 3-0 A: 0-2 N: 0-0

K-State leads 3-2

Last: L, 60-58, 12/2/09 (A)

UMKC

H: 6-0 A: 2-3 N: 0-0

K-State leads 8-3

Last: W, 61-50, 11/18/18 (H)

Oregon

H: 0-0 A: 0-0 N: 0-1

Oregon leads 1-0

Last: L, 79-69, 12/10/99 (N)

UTRGV

H: 2-0 A: 0-0 N: 1-0

K-State leads 3-0

Last: W, 61-43, 12/7/15 (H)

West Virginia

H: 3-4 A: 1-6 N: 1-1

West Virginia leads 11-5

Last: W, 72-59, 3/9/19 (N)

Texas Tech

H: 10-5 A: 11-6 N: 2-2

K-State leads 23-13

Last: W, 75-67, 3/2/19 (H)

Oklahoma State

H: 21-9 A: 13-18 N: 4-6

K-State leads 38-33

Last: W, 68-58, 3/4/19 (A)

Texas

H: 9-8 A: 4-13 N: 3-1

Texas leads 22-16

Last: W, 69-60, 2/17/19 (A)

Iowa State

H: 26-16 A: 18-23 N: 7-2

K-State leads 52-41

Last: L, 81-52, 2/2/19 (H)

Oklahoma

H: 16-15 A: 9-21 N: 3-3

Oklahoma leads 39-28

Last: W, 83-75, 2/10/19 (A)

Kansas

H: 34-16 A: 32-25 N: 8-6

K-State leads 74-47

Last: W, 72-62 (ot), 2/6/19 (A)

TCU

H: 4-3 A: 3-4 N: 0-1

TCU leads 8-7

Last: W, 75-72, 2/23/19, (A)

Baylor

H: 4-11 A: 1-15 N: 4-11

Baylor leads 37-9

Last: L, 88-60, 3/10/19 (N)

* - Big 12 record

GAME
1

OMAHA
Friday, Nov. 8 | 6:30 p.m. | Big 12 Now on ESPN+
Bramlage Coliseum | Manhattan, Kan.



Brittany Lange
Head Coach



Claire Killian
Jr., Guard



GENERAL INFORMATION

Location: Omaha, Neb.
Enrollment: 15,627
Nickname: Mavericks
Colors: Crimson and Black
Conference: Summit League
Home Arena: Baxter Arena
Capacity: 7,500
Chancellor: Dr. John Christensen
Vice Chancellor, Athletics: Trev Alberts
Ticket Office Phone: 402-554-4142
Website: www.omavs.com
Twitter: @OMAVS

TEAM INFORMATION

Head Coach: Brittany Lange
Alma Mater: Iowa State '10
School Record (Yrs): 73-101 (6 Years)
Career Record (Yrs): Same
Assistant Coaches: Josh Keister, Janet Butler, Taylor Ignoto
Office Phone: 402-554-3269
2018-19 Record: 8-21
2018-19 Conference (Finish): 2-14 (6th)
2019 Postseason Results: n/a
Letterwinners R/L: 8/4
Starters R/L: 5/0
Newcomers: 7

PLAYER INFORMATION

Starters Returning	Yr.	Pos.	Statistics
Rayanna Carter	Sr.	G	9.4 ppg, 1.9 apg
Claire Killian	Jr.	G	9.1 ppg, 3.0 rpg
Elena Pilakouta	So.	C	8.4 ppg, 5.4 rpg
Josie Filer	So.	F	6.8 ppg, 7.6 rpg
Sophie Johnston	Jr.	G	6.3 ppg, 2.7 rpg
Others Returning	Yr.	Pos.	Statistics
Emily Petersen	Jr.	G	5.3 ppg, 0.9 rpg

SPORTS INFORMATION

SID Contact: Zack Kirby
Office Phone: 402-554-2140
E-Mail: zk Kirby@omavs.com

SERIES INFORMATION

Series Record: K-State leads series, 5-0
Last Meeting: K-State won 61-46 Nov. 12, 2018 in Manhattan
Current Streak: K-State won five
Mittie vs. Omaha: 5-1

K-STATE SEASON OPENERS

Overall Record: 42-9
Home: 33-5 overall (26-4 in Bramlage Coliseum)
Road: 4-3 **Neutral:** 5-1 **Current Streak:** Won 9 straight
Last Loss: 11/14/09, Indiana State (77-73)
Last Loss in Home Season Opener: 11/14/09, Indiana State
Jeff Mittie in Season Openers: 21-6 (5-0 at K-State)

11/12/18	at K-State 61, Omaha 46
11/10/17	at K-State 74, Stephen F. Austin 49
11/11/16	at K-State 83, Chicago State 33
11/13/15	K-State 75, at Tulsa 67
11/14/14	at K-State 81, SIUE 55
11/8/13	at K-State 85, Tennessee State 53
11/9/12	at K-State 62, Idaho State 54
11/12/11	at K-State 54, Dartmouth 20
11/12/10	at K-State 67, Grambling State 44
11/14/09	Indiana State 77, at K-State 73
11/14/08	K-State 65, at UTEP 44
11/10/07	at K-State 88, Washington 61
11/10/06	at K-State 72, Green Bay 67
11/20/05	at K-State 91, Detroit 55
11/19/04	at K-State 84, Wyoming 42
11/16/03	at Purdue 79, K-State 69
11/15/02	at K-State 71, Ball State 61
11/16/01	K-State 74, at Georgia Tech 70
11/17/00	at K-State 62, UMKC 49
11/19/99	at K-State 59, Drake 57
11/16/98	Ohio State 63, at K-State 62
11/21/97	at K-State 66, Illinois State 55
11/22/96	at K-State 68, Memphis 60
11/24/95	at K-State 60, Bradley 51
11/25/94	at K-State 67, Eastern Illinois 49
11/27/93	at K-State 69, Detroit 56
12/1/92	at K-State 70, Missouri-Rolla 59
11/25/91	at Illinois-Chicago 68, K-State 64 (ot)
11/23/90	at K-State 103, Alabama State 57
11/24/89	Maryland 74, at K-State 66
11/25/88	at K-State 70, Colorado 56
11/27/87	Arkansas-Little Rock 62, at K-State 59
11/28/86	at K-State 84, Western Illinois 46
11/22/85	at K-State 70, North Dakota State 59
11/23/84	at K-State 92, Grambling State 70
11/25/83	at K-State 99, North Texas 44
11/26/82	at K-State 86, Arkansas 79
11/23/81	at K-State 103, Pacific Christian 36
11/22/80	at K-State 109, Tulsa 78
11/23/79	K-State 78, Cal Poly Pomona 75
11/24/78	K-State 101, BYU 96
11/24/77	K-State 73, Houston 69
11/25/76	K-State 61, Texas A&M 53
11/28/75	K-State 78, Claremore 46
11/23/74	Wayland Baptist 97, K-State 57
11/22/73	at K-State 31, Altus 22
12/2/72	NW Mississippi State 41, at K-State 35
1/14/72	K-State 59, at Washburn 26
12/11/70	at Seminole 75, K-State 58
1/10/70	at K-State 56, Fort Hays State 26
Unknown	at K-State 38, Bethel 25

GAME
2

UIC
Monday, Nov. 11 | 6:30 p.m. | Big 12 Now on ESPN+
Bramlage Coliseum | Manhattan, Kan.



Tasha Pointer
Head Coach



Tylah Lampley
Sr., Guard



GENERAL INFORMATION

Location: Chicago, Ill.
Enrollment: 31,683
Nickname: Flames
Colors: Navy Blue and Fire Engine Red
Conference: Horizon
Home Arena: Credit Union 1 Arena
Capacity: 8,000
President: Timothy L. Killeen
Interim Director of Athletics: Robert Dixon
Ticket Office Phone: 312-413-8421
Website: www.uicflames.com
Twitter: @UICWBB

TEAM INFORMATION

Head Coach: Tasha Pointer
Alma Mater: Rutgers '01
School Record (Yrs): 3-26 (1 Year)
Career Record (Yrs): Same
Assistant Coaches: Special Jennings and Katie Sullivan
Office Phone: 312-413-1359
2018-19 Record: 3-26
2018-19 Conference (Finish): 1-17 (10th)
2019 Postseason Results: n/a
Letterwinners R/L: 4/7
Starters R/L: 2/3
Newcomers: 8

PLAYER INFORMATION

Starters Returning	Yr.	Pos.	Statistics
Kiarra Thompson	Jr.	G	6.2 ppg, 2.9 rpg
Jada Nneji	Jr.	F	5.2 ppg, 6.4 rpg
Others Returning	Yr.	Pos.	Statistics
Abreanna Lake	Jr.	G	3.1 ppg, 1.3 rpg
Tylah Lampley	Sr.	G/F	7.6 ppg, 3.4 rpg

SPORTS INFORMATION

SID Contact: Jenn Zoellick
Office Phone: 312-996-5516
E-Mail: jennz@uic.edu

SERIES INFORMATION

Series Record: UIC leads 2-0
Last Meeting: UIC won 61-60 on Dec. 21, 1992 in Manhattan
Current Streak: UIC won two
Mittie vs. UIC: First meeting

2019-20 SCHEDULE

N 7	at Purdue Fort Wayne
N 10	at Kansas
N 11	at Kansas State
N 16	Eastern Illinois
N 19	Indiana State
N 23	Florida State
N 26	at Miami (Ohio)
D 4	at Chicago State
D 8	Western Michigan
D 15	at Valparaiso
D 18	Eastern Michigan
D 28	at Cleveland State
D 30	at Youngstown State
J 2	Detroit Mercy
J 4	Oakland
J 9	Wright State
J 11	Northern Kentucky
J 17	at Milwaukee
J 19	at Green Bay
J 25	IUPUI
J 30	Youngstown State
F 1	Cleveland State
F 6	at Oakland
F 8	at Detroit Mercy
F 13	at Northern Kentucky
F 15	at Wright State
F 21	Green Bay
F 23	Milwaukee
F 28	at IUPUI

GAME 3 ORAL ROBERTS

Monday, Nov. 18 | 6:30 p.m. | Big 12 Now on ESPN+
Bramlage Coliseum | Manhattan, Kan.



Misti Cussen
Head Coach



Keni Jo Lippe
Jr., Guard

GAME 4 UT ARLINGTON

Sunday, Nov. 24 | 2 p.m. | Big 12 Now on ESPN+
Bramlage Coliseum | Manhattan, Kan.



Krista Gerlich
Head Coach



Aysia Evans
Sr., Guard



2019 JUNKANOO JAM

GAME 5

MEMPHIS
Thursday, November 29 | 2 p.m. | FloHoops
Resorts World Bimini | Bimini, Bahamas



Melissa McFerrin
Head Coach



Jamirah Shutes
So., Guard



GENERAL INFORMATION

Location: Tulsa, Okla.
Enrollment: 4,053
Nickname: Golden Eagles
Colors: Navy Blue, Vegas Gold & White
Conference: Summit League
Home Arena: Mabee Center
Capacity: 10,575
President: Dr. Williams Wilson
Dir. of Athletics: Mike Carter
Ticket Office Phone: 918-495-7678
Website: www.oruathletics.com
Twitter: @ORUwbb

TEAM INFORMATION

Head Coach: Misti Cussen
Alma Mater: Southern Nazarene '93
School Record (Yrs): 109-106 (8 Years)
Career Record (Yrs): Same
Assistant Coaches: Kyrin Stokes, Lee Mayberry, Jaci Inman
Office Phone: 918-495-6967
2018-19 Record: 18-13
2018-19 Conference (Finish): 10-6 (13rd)
2019 Postseason Results: n/a
Letterwinners R/L: 9/5
Starters R/L: 4/1
Newcomers: 5

PLAYER INFORMATION

Starters Returning	Yr.	Pos.	Statistics
Maya Mayberry	Jr.	G	14.1 ppg, 2.8 rpg
Keni Jo Lippe	Jr.	G	13.3 ppg, 5.2 rpg
Rylie Torrey	R-Sr.	G	8.0 ppg, 2.7 rpg
Montserrat Brotons	Sr.	C	4.8 ppg, 3.6 rpg
Others Returning	Yr.	Pos.	Statistics
Regan Schumacher	Jr.	F	4.5 ppg, 4.9 rpg
Sarah Garvie	Sr.	G	4.5 ppg, 1.8 rpg

SPORTS INFORMATION

SID Contact: Jarrett Hardwick
Office Phone: 918-495-7094
E-Mail: jhardwick@oru.edu

SERIES INFORMATION

Series Record: K-State leads 6-2
Last Meeting: K-State won 53-47 on Dec. 14, 2014 in Manhattan
Current Streak: K-State won four
Mittie vs. Oral Roberts: 1-1



GENERAL INFORMATION

Location: Arlington, Texas
Enrollment: 42,496
Nickname: Mavericks
Colors: Royal Blue and Orange
Conference: Sun Belt
Home Arena: College Park Center
Capacity: 7,000
President: Vistasp M. Karbhari
Director of Athletics: Jim Baker
Ticket Office Phone: 817-272-9595
Website: www.utamavs.com
Twitter: @UTAMavsWBB

TEAM INFORMATION

Head Coach: Krista Gerlich
Alma Mater: Texas Tech '93
School Record (Yrs): 100-83 (6 Years)
Career Record (Yrs): 268-136 (13 Years)
Associate Head Coach: Talby Justus
Assistant Coaches: Ashley Crawford and Jordan Vessels
Office Phone: 817-272-9258
2018-19 Record: 24-8
2018-19 Conference (Finish): 15-3 (1st)
2019 Postseason Results: Lost at TCU, 71-54, in WNIT First Round
Letterwinners R/L: 8/7
Starters R/L: 2/3
Newcomers: 4

PLAYER INFORMATION

Starters Returning	Yr.	Pos.	Statistics
Terryn Milton	So.	G	8.4 ppg, 3.1 rpg
Katie Ferrell	So.	G	5.3 ppg, 7.5 rpg
Others Returning	Yr.	Pos.	Statistics
Claire Chastain	So.	G	9.5 ppg, 2.9 rpg
Aysia Evans	Sr.	G	5.7 ppg, 1.3 rpg

SPORTS INFORMATION

SID Contact: Michael Hill
Office Phone: 817-272-7168
E-Mail: michael.hill@uta.edu

SERIES INFORMATION

Series Record: K-State leads 5-0
Last Meeting: K-State won 70-56 on Dec. 6, 2017 in Manhattan
Current Streak: K-State won five
Mittie vs. UT Arlington: 12-0

2019-20 SCHEDULE

N 9	Chicago State
N 15	at North Texas
N 18	at Grambling State
N 24	at Kansas State
N 28	vs. Louisville
N 29	vs. Oregon
N 30	vs. Oklahoma State
D 4	Wright State
D 16	at Northwestern
D 19	Marist
D 22	SMU
D 30	Texas Southern
J 2	Arkansas State
J 4	Little Rock
J 9	at Appalachian State
J 11	at Coastal Carolina
J 16	Louisiana
J 18	ULM
J 23	at South Alabama
J 25	at Troy
F 1	at Texas State
F 6	Appalachian State
F 8	Coastal Carolina
F 13	at Arkansas State
F 15	at Little Rock
F 22	Texas State
F 27	Georgia State
F 29	Georgia Southern
M 5	at Louisiana
M 7	at ULM



GENERAL INFORMATION

Location: Memphis, Tenn.
Enrollment: 21,458
Nickname: Tigers
Colors: Royal Blue and White
Conference: American Athletic
Home Arena: Elma Roane Fieldhouse
Capacity: 2,565
President: Dr. M. David Rudd
Director of Athletics: Laird Veatch
Ticket Office Phone: 901-678-2331
Website: www.GoTigersGo.com
Twitter: @MemphisWBB

TEAM INFORMATION

Head Coach: Melissa McFerrin
Alma Mater: Missouri '83
School Record (Yrs): 175-172 (11 Years)
Career Record (Yrs): 225-242 (15 Years)
Associate Head Coach: Michele Savage & Amy Stephens
Assistant Coach: Jessica Bogia
Office Phone: 901-678-4120
2018-19 Record: 11-20
2018-19 Conference (Finish): 5-11 (19th)
2019 Postseason Results: n/a
Letterwinners R/L: 5/7
Starters R/L: 2/3
Newcomers: 8

PLAYER INFORMATION

Starters Returning	Yr.	Pos.	Statistics
Jamirah Shutes	So.	G	13.9 ppg, 4.0 rpg
Alana Davis	Jr.	F	11.8 ppg, 7.7 rpg
Others Returning	Yr.	Pos.	Statistics
Gazmyne Herndon	Sr.	G	6.1 ppg, 4.3 rpg

SPORTS INFORMATION

SID Contact: Jen Hannah
Office Phone: 901-678-2397
E-Mail: j.lawson@memphis.edu

SERIES INFORMATION

Series Record: Series tied 2-2
Last Meeting: K-State won 68-60 on Nov. 22, 1996 in Manhattan
Current Streak: K-State won one
Mittie vs. Memphis: 4-1



**2019
JUNKANOO JAM**

GAME 6 MICHIGAN STATE
Friday, Nov. 30 | TBD | FloHoops.com
Resorts World Bimini | Bimini, Bahamas



Suzy Merchant
Head Coach



Shay Colley
R-Sr., Guard



GENERAL INFORMATION

Location: East Lansing, Mich.
Enrollment: 50,351
Nickname: Spartans
Colors: Green and White
Conference: Big Ten
Home Arena: Breslin Center
Capacity: 14,759
President: Samuel L. Stanley Jr., M.D.
Dir. of Athletics: Bill Beekman
Ticket Office Phone: 800-GOSTATE
Website: www.msuspartans.com
Twitter: @MSU_WBasketball

TEAM INFORMATION

Head Coach: Suzy Merchant
Alma Mater: Central Michigan '91
School Record (Yrs): 265-134 (12 Years)
Career Record (Yrs): 466-254 (24 Years)
Associate Head Coach: Dean Lockwood
Assistant Coaches: Maria Fantanarosa, Kristin Haynie
Office Phone: 517-353-8613
2018-19 Record: 21-12
2018-19 Conference (Finish): 9-9 (t6th)
2019 Postseason Results:
Lost to Notre Dame, 91-63, in the NCAA Second Round
Letterwinners R/L: 10/3
Starters R/L: 4/1
Newcomers: 5

PLAYER INFORMATION

Starters Returning	Yr.	Pos.	Statistics
Shay Colley	R-Sr.	G	14.1 ppg, 5.3 rpg
Nia Clouden	So.	G	12.0 ppg, 3.9 apg
Taryn McCutcheon	Sr.	G	9.6 ppg, 3.9 apg
Victoria Gaines	R-Sr.	F	6.4 ppg, 5.4 rpg

Others Returning	Yr.	Pos.	Statistics
Mardrekia Cook	R-Jr.	F	6.1 ppg, 3.7 rpg

SPORTS INFORMATION

SID Contact: Kara Fisher
Office Phone: 517-355-2271
E-Mail: kfisher@ath.msu.edu

SERIES INFORMATION

Series Record: Michigan State leads 1-0
Last Meeting: Michigan State won 68-65 on Nov. 22, 2007 in Cancun
Current Streak: Michigan State won one
Mittie vs. Michigan State: 2-0



**2019
JUNKANOO JAM**

GAME 6 LSU
Friday, Nov. 30 | TBD | FloHoops.com
Resorts World Bimini | Bimini, Bahamas



Nikki Fargas
Head Coach



Ayana Mitchell
Sr., Forward



GENERAL INFORMATION

Location: Baton Rouge, La.
Enrollment: 31,414
Nickname: Tigers
Colors: Purple and Gold
Conference: SEC
Home Arena:
Pete Maravich Assembly Center
Capacity: 13,215
President: F. King Alexander
Dir. of Athletics: Scott Woodward
Ticket Office Phone: 225-578-2184
Website: www.lsusports.net
Twitter: @LSUwbkb

TEAM INFORMATION

Head Coach: Nikki Fargas
Alma Mater: Tennessee '94
School Record (Yrs): 148-106 (8 Years)
Career Record (Yrs): 220-132 (11 Years)
Assistant Coaches: Cherie Cordoba, Aaron Kallhoff, Charlene Thomas-Swinson
Office Phone: 225-578-6643
2018-19 Record: 16-13
2018-19 Conference (Finish): 7-9 (t8th)
2019 Postseason Results: n/a
Letterwinners R/L: 9/3
Starters R/L: 4/1
Newcomers: 5

PLAYER INFORMATION

Starters Returning	Yr.	Pos.	Statistics
Ayana Mitchell	Sr.	F	13.5 ppg, 10.5 rpg
Khayla Pointer	Jr.	G	12.5 ppg, 4.5 apg
Faustine Aifuwa	Jr.	C	9.6 ppg, 6.4 rpg
Jaelyn Richard-Harris	Sr.	G	5.1 ppg, 2.0 apg

Others Returning	Yr.	Pos.	Statistics
Mercedes Brooks	Sr.	G/F	5.0 ppg, 1.9 rpg
Jailin Cherry	Jr.	G	4.5 ppg, 1.8 rpg

SPORTS INFORMATION

SID Contact: Judy Willson
Office Phone: 225-578-1869
E-Mail: jwillson@lsu.edu

SERIES INFORMATION

Series Record: K-State leads 4-2
Last Meeting: K-State won 69-54 on Nov. 25, 2016 in US Virgin Islands
Current Streak: K-State won one
Mittie vs. LSU: 1-1

K-STATE IN THE BAHAMAS

Overall Record: 3-3
Current Streak: Won 1
Jeff Mittie in Bahamas: 1-1 (0-0 at K-State)

11/29/13	K-State 49, Virginia 46
11/28/13	SMU 68, K-State 57
11/27/04	(10) Duke 63, (16) K-State 51
11/26/04	(16) K-State 105, Illinois State 61
11/29/03	(7) Penn State 69, (9) K-State 56
11/28/03	(9) K-State 59, Arizona State 50

Top 3 Points in Bahamas

1. Kendra Wecker, vs. Illinois State (11/26/04)	41
2. Laurie Koehn, vs. Arizona State (11/28/03)	18
3. Ashia Woods, vs. SMU (11/28/13)	16

Top 3 Rebounds in Bahamas

1. Leticia Romero, vs. Virginia (11/29/13)	12
2. Shanda Murdock, vs. Arizona State (11/28/03)	11
Nicole Ohlde, vs. Penn State (11/29/03)	11
Megan Mahoney, vs. Duke (11/27/04)	11
Breanna Lewis, vs. SMU (11/28/13)	11

Top 3 Assists in Bahamas

1. Chelsea Domenico, vs. Illinois State (11/26/04)	6
Leticia Romero, vs. SMU (11/28/13)	6
Leticia Romero, vs. Virginia (11/29/13)	6

GAME 7

UIW
Tuesday, Dec. 3 | 6:30 p.m. | Big 12 Now on ESPN+
Bramlage Coliseum | Manhattan, Kan.



Jeff Dow
Head Coach



Imani Robinson
Sr., Guard



GENERAL INFORMATION

Location: San Antonio, Texas
Enrollment: 10,951
Nickname: Cardinals
Colors: Red, Black and White
Conference: Southland
Home Arena: McDermott Convocation Center
Capacity: 2,000
President: Dr. Thomas Evans
Interim AD: Richard Duran
Ticket Office Phone: 210-805-3000
Website: www.uiwcardinals.com
Twitter: @UIWomensHoops

TEAM INFORMATION

Head Coach: Jeff Dow
Alma Mater: Oregon '91
School Record (Yrs): 0-0 (1st Year)
Career Record (Yrs): 258-192 (19 Years)
Assistant Coaches: Tanya Ray, Amber Cunningham and Beverly Holmes
Office Phone: 210-829-2722
2018-19 Record: 5-24
2018-19 Conference (Finish): 5-13 (11th)
2019 Postseason Results: n/a
Letterwinners R/L: 9/3
Starters R/L: 4/1
Newcomers: 5

PLAYER INFORMATION

Starters Returning	Yr.	Pos.	Statistics
Imani Robinson	Sr.	G	9.1 ppg, 4.4 rpg
Starr Omoozee	So.	F	8.9 ppg, 6.1 rpg
Lunden Henry	Sr.	F	7.3 ppg, 4.8 rpg
Macy Ray	So.	G	4.4 ppg, 1.7 rpg

Others Returning	Yr.	Pos.	Statistics
Angelica Wiggins	Sr.	G	8.0 ppg, 2.6 rpg

SPORTS INFORMATION

SID Contact: Margie Olivares
Office Phone: 210-829-6041
E-Mail: maoliv4@uiwtx.edu

SERIES INFORMATION

Series Record: First meeting
Last Meeting: n/a
Current Streak: n/a
Mittie vs. Incarnate Word: 0-0



2019 BIG 12/SEC CHALLENGE

GAME 8

ARKANSAS
Saturday, Dec. 7 | 2 p.m. | SECN+
Bud Walton Arena | Fayetteville, Ark.



Mike Neighbors
Head Coach



GENERAL INFORMATION

Location: Fayetteville, Ark.
Enrollment: 27,558
Nickname: Razorbacks
Colors: Red and White
Conference: SEC
Home Arena: Bud Walton Arena
Capacity: 19,200
Chancellor: Dr. Joseph E. Steinmetz
Director of Athletics: Hunter Yurachek
Ticket Office Phone: 800-982-HOGS
Website: www.arkansasrazorbacks.com
Twitter: @RazorbackWBB

TEAM INFORMATION

Head Coach: Mike Neighbors
Alma Mater: Arkansas '93
School Record (Yrs): 35-32 (2 Years)
Career Record (Yrs): 133-73 (6 Years)
Associate Head Coach: Todd Schaefer
Assistant Coaches: Pauline Love and Chantel Osahor
Office Phone: 479-575-3000
2018-19 Record: 22-15
2018-19 Conference (Finish): 6-10 (10th)
2019 Postseason Results: Lost to TCU, 82-78, in WNIT Round of 16
Letterwinners R/L: 11/4
Starters R/L: 4/1
Newcomers: 5

PLAYER INFORMATION

Starters Returning	Yr.	Pos.	Statistics
Chelsea Dungee	R-Jr.	G	20.5 ppg, 4.3 rpg
Alexis Toolefree	Sr.	G	10.2 ppg, 3.1 rpg
Jailyn Mason	Sr.	G	7.9 ppg, 1.9 apg
Kiara Williams	Sr.	F/C	6.8 ppg, 6.6 rpg

Others Returning	Yr.	Pos.	Statistics
A'Tyanna Gaulden	R-Jr.	G	5.0 ppg, 2.5 apg

SPORTS INFORMATION

SID Contact: Mario Bravante
Office Phone: 479-575-2751
E-Mail: bravante@uark.edu

SERIES INFORMATION

Series Record: K-State leads, 3-2
Last Meeting: Arkansas won 60-58 on Dec. 2, 2009 in Fayetteville
Current Streak: Arkansas won one
Mittie vs. Vanderbilt: 2-2

GAME 9

KANSAS CITY
Saturday, Dec. 14 | 1 p.m. | WAC Digital
Municipal Auditorium | Kansas City, Mo.



Jacie Hoyt
Head Coach



Ericka Mattingly
Sr., Guard



GENERAL INFORMATION

Location: Kansas City, Mo.
Enrollment: 16,000
Nickname: Kangaroos
Colors: Blue and Gold
Conference: WAC
Home Arena: Swinney Recreation Center
Capacity: 1,500
Interim Chancellor: Barb Bichelmeier
Director of Athletics: Carla Wilson
Ticket Office Phone: 844-865-2326
Website: www.kcroos.com
Twitter: @UMKCWBB

TEAM INFORMATION

Head Coach: Jacie Hoyt
Alma Mater: Wichita State
School Record (Yrs): 27-34 (2 Years)
Career Record (Yrs): Same
Associate Head Coach: Robyne Bostick
Assistant Coaches: Kindred Orpin and Patrick Harrison
Office Phone: 816-235-6065
2018-19 Record: 16-15
2018-19 Conference (Finish): 9-7 (14th)
2019 Postseason Results: n/a
Letterwinners R/L: 6/5
Starters R/L: 2/3
Newcomers: 6

PLAYER INFORMATION

Starters Returning	Yr.	Pos.	Statistics
Ericka Mattingly	Sr.	G	19.8 ppg, 6.0 apg
Taylor Larson	Jr.	G	4.8 ppg, 2.2 rpg

Others Returning	Yr.	Pos.	Statistics
Emily Ivory	So.	G	10.0 ppg, 1.7 rpg
Awal Ajak	Sr.	F	5.9 ppg, 2.6 rpg

SPORTS INFORMATION

SID Contact: Chad Waller
Office Phone: 816-235-1053
E-Mail: wallerchd@umkc.edu

SERIES INFORMATION

Series Record: K-State leads, 9-3
Last Meeting: K-State won 61-50 on Nov. 18, 2018
Current Streak: K-State won seven
Mittie vs. UMKC: 4-0

GAME 10

OREGON
Saturday, Dec. 21 | 2 p.m. (CT) | Oregon Live Stream
Matthew Knight Arena | Eugene, Oregon



Kelly Graves
Head Coach



Sabrina Ionescu
Sr., Guard



GENERAL INFORMATION

Location: Eugene, Oregon
Enrollment: 23,000
Nickname: Ducks
Colors: Green and Yellow
Conference: Pac 12
Home Arena: Matthew Knight Arena
Capacity: 12,369
President: Michael Schill
Director of Athletics: Rob Mullens
Website: www.goducks.com
Twitter: @OregonWBB

TEAM INFORMATION

Head Coach: Kelly Graves
Alma Mater: New Mexico '88
School Record (Yrs): 126-52 (5 Years)
Career Record (Yrs): 553-254 (25 Years)
Associate Head Coach: Mark Campbell
Assistant Coaches: Jodie Berry and Xavier Lopez
Office Phone: 541-346-5308
2018-19 Record: 33-5
2018-19 Conference (Finish): 16-2 (1st)
2019 Postseason Results:
Lost vs. Baylor, 72-67, in 2019 NCAA Semifinals
Letterwinners R/L: 7/2
Starters R/L: 4/1
Newcomers: 5

PLAYER INFORMATION

Starters Returning	Yr.	Pos.	Statistics
Sabrina Ionescu	Sr.	G	19.6 ppg, 8.2 apg
Satou Sabally	Jr.	F	16.9 ppg, 6.4 rpg
Ruthy Hebard	Sr.	F	16.0 ppg, 9.0 rpg
Erin Boley	Jr.	F	12.5 ppg, 3.5 rpg

Others Returning	Yr.	Pos.	Statistics
Taylor Chavez	So.	G	4.6 ppg, 1.6 apg

SPORTS INFORMATION

SID Contact: Joe Waltasti
Office Phone: 541-346-7332
E-Mail: waltasti@uoregon.edu

SERIES INFORMATION

Series Record: Oregon leads 1-0
Last Meeting: Oregon won 79-69 on Dec. 10, 1999 in Springfield, Mo.
Current Streak: Oregon won one
Mittie vs. Oregon: 1-2

GAME 11

UTRGV
Saturday, Dec. 28 | 2 p.m. | Big 12 Now on ESPN+
Bramlage Coliseum | Manhattan, Kan.



Lane Lord
Head Coach



Megan Johnson
Sr., Forward



GENERAL INFORMATION

Location: Edinburg, Texas
Enrollment: 29,012
Nickname: Vaqueros
Colors: Orange and Gray
Conference: WAC
Home Arena: UTRGV Fieldhouse
Capacity: 2,500
President: Dr. Guy Bailey
VP & Director of Athletics: Chasse Conque
Website: www.goutrgv.com
Twitter: @UTRGVwbb

TEAM INFORMATION

Head Coach: Lane Lord
Alma Mater: Tabor '93
School Record (Yrs): 18-15 (1 Year)
Career Record (Yrs): 326-137 (15 Years)
Associate Head Coach: Anna Nimz
Assistant Coaches: Ipek Turkyilmaz and Blake Huber
Office Phone: 956-665-3765
2018-19 Record: 18-15
2018-19 Conference (Finish): 10-6 (3rd)
2019 Postseason Results:
Lost at North Texas, 56-42, in WBI First Round
Letterwinners R/L: 3/10
Starters R/L: 2/3
Newcomers: 12

PLAYER INFORMATION

Starters Returning	Yr.	Pos.	Statistics
Megan Johnson	Sr.	F	8.2 ppg, 4.3 rpg
Amara Graham	R-Jr.	G	7.7 ppg, 2.5 rpg

Others Returning	Yr.	Pos.	Statistics
Valeria Tapia	Jr.	G	1.2 ppg, 0.8 rpg

SPORTS INFORMATION

SID Contact: Danny Elizondo
Office Phone: 956-665-2599
E-Mail: daniel.elizondo@utrgv.edu

SERIES INFORMATION

Series Record: K-State leads 3-0
Last Meeting: K-State won 61-43 on Dec. 7, 2015 in Manhattan
Current Streak: K-State won three
Mittie vs. UTRGV: 9-1

K-STATE NON-CONFERENCE RECORDS

Overall Record: 392-177 (.689)*
Home: 231-31 (194-26 in Bramlage Coliseum)
Road: 81-64 **Neutral:** 80-82

vs. AP Ranked Non-Con Opponents: 12-65
Last Win vs. AP Ranked Non-Con Opponent: 67-54 vs. (20) Drake, March 18, 2017

Most Non-Con Wins in a Season: 16 (2005-06)
Most Non-Con Losses in a Season: 11 (1991-92)

In Jeff Mittie Era: 56-20 (.737)
Home: 40-5 **Road:** 5-5 **Neutral:** 11-10

* - since 1982-83

Season	Overall Record	Record vs. AP Opp.
2018-19	10-5	0-4
2017-18	11-5	0-3
2016-17	12-4	2-3
2015-16	11-3	0-2
2014-15	12-3	0-1
2013-14	6-6	0-0
2012-13	14-5	0-3
2011-12	11-5	1-3
2010-11	11-5	1-2
2009-10	9-7	0-1
2008-09	15-2	0-2
2007-08	9-7	0-2
2006-07	15-3	0-0
2005-06	16-2	0-1
2004-05	12-4	1-3
2003-04	11-4	0-4
2002-03	15-3	1-2
2001-02	15-3	1-3
2000-01	10-2	0-1
1999-00	7-7	0-2
1998-99	9-5	1-1
1997-98	7-5	0-0
1996-97	10-5	1-2
1995-96	9-7	0-2
1994-95	8-5	0-0
1993-94	8-5	0-1
1992-93	9-4	0-1
1991-92	3-11	0-1
1990-91	8-5	0-1
1989-90	10-6	0-2
1988-89	11-4	0-1
1987-88	9-7	0-0
1986-87	13-4	0-1
1985-86	10-5	0-3
1984-85	10-5	0-2
1983-84	13-4	1-3
1982-83	13-5	2-2

GAMES 12 & 22

WEST VIRGINIA

Sunday, Jan. 5 | 12 p.m. | FSN
Bramlage Coliseum | Manhattan, Kan.

Tuesday, Feb. 11 | 6 p.m.
WVU Coliseum | Morgantown, W. Va.



Mike Carey
Head Coach



Tynice Martin
Sr., Guard



2019-20 SCHEDULE

N 7	Saint Francis
N 10	Presbyterian
N 17	vs. Radford
N 21	Coppin State
N 28	vs. Creighton
N 29	vs. New Mexico
D 8	at Mississippi State
D 15	vs. Norfolk State
D 21	vs. Michigan State
D 22	vs. Syracuse
D 31	Cornell
J 5	at Kansas State
J 8	at Kansas
J 12	Texas
J 15	Oklahoma
J 18	at Baylor
J 22	Oklahoma State
J 26	at TCU
F 2	Iowa State
F 5	at Oklahoma
F 8	at Oklahoma State
F 11	Kansas State
F 15	Texas Tech
F 17	at Texas
F 22	Kansas
F 24	Baylor
F 29	at Iowa State
M 4	at Texas Tech
M 7	TCU

GENERAL INFORMATION

Location: Morgantown, W.V.
Enrollment: 31,442
Nickname: Mountaineers
Colors: Old Gold and Blue
Conference: Big 12
Home Arena: WVU Coliseum
Capacity: 14,000
President: E. Gordon Gee
Director of Athletics: Shane Lyons
Ticket Office Phone: 304-293-3541
Website: www.wvusports.com
Twitter: @WVUSports or @WVUWBB

TEAM INFORMATION

Head Coach: Mike Carey
Alma Mater: Salem '80
Record at School (Yrs):
393-205 (18 Years)
Career Record (Yrs):
681-307 (31 Years)
Associate Head Coach: Bett Shelby
Assistant Coaches: Christal Caldwell and Craig Carey
Office Phone: 304-293-3508
2018-19 Record: 22-11
2018-19 Conference (Finish): 11-7 (4th)
2019 Postseason Results:
Lost to Northwestern, 56-54, in WNIT Round of 16
Letterwinners R/L: 7/3
Starters R/L: 2/3
Newcomers: 6

PLAYER INFORMATION

Starters Returning	Yr.	Pos.	Statistics
Tynice Martin	Sr.	G	18.0 ppg, 5.8 rpg
Madisen Smith	So.	G	7.3 ppg, 4.1 apg

Others Returning	Yr.	Pos.	Statistics
Kari Niblack	So.	F	9.7 ppg, 7.0 rpg

SPORTS INFORMATION

SID Contact: Ashley Bailey
Office Phone: 304-293-2821
E-Mail: Ashley.Bailey@mail.wvu.edu
SID Fax: 304-293-4105
Press Row Phone: 304-293-2821

SERIES INFORMATION

Series Record: West Virginia leads the series, 11-5
Last Meeting: K-State won, 72-59 on March 9, 2019 in Oklahoma City
Current Streak: K-State won two
Mittie vs. West Virginia: 5-13

CURRENT K-STATE PLAYERS VS. WEST VIRGINIA

JASAUEN BEARD

Date	ST	FG-A	3FG-A	FT-A	RB	PF	PTS	A	TO	BK	ST	MIN
at West Virginia (1/26/19)	N	1-5	0-2	0-0	0-3-3	4	2	0	3	1	0	20
West Virginia (2/27/19)	Y	2-2	0-0	0-0	0-1-1	4	4	1	4	0	0	13
vs. West Virginia (3/9/19)*	N	3-7	0-1	2-2	0-5-5	2	8	1	3	0	5	16
TOTALS	0/3	6-14	0-3	2-2	0-9-9	10	14	2	10	1	5	49

CHRISTIANNA CARR

Date	ST	FG-A	3FG-A	FT-A	RB	PF	PTS	A	TO	BK	ST	MIN
at West Virginia (1/26/19)	Y	2-9	0-5	3-6	1-2-3	2	7	0	1	1	1	34
West Virginia (2/27/19)	Y	6-13	3-8	6-8	2-5-7	3	21	2	2	0	2	35
vs. West Virginia (3/9/19)*	Y	4-12	3-8	1-2	2-4-6	2	12	1	2	3	0	27
TOTALS	3/3	12-34	6-21	10-16	5-11-16	7	40	3	5	4	3	96

CYMONE GOODRICH

Date	ST	FG-A	3FG-A	FT-A	RB	PF	PTS	A	TO	BK	ST	MIN
at West Virginia (1/3/18)	Y	0-4	0-1	0-0	0-0-0	0	0	1	1	0	0	14
West Virginia (2/20/18)	N	1-1	0-0	0-0	0-2-2	0	2	0	0	0	1	13
at West Virginia (1/26/19)	-	-	-	-	DNP - Injured	-	-	-	-	-	-	-
West Virginia (2/27/19)	-	-	-	-	DNP - Injured	-	-	-	-	-	-	-
vs. West Virginia (3/9/19)*	-	-	-	-	DNP - Injured	-	-	-	-	-	-	-
TOTALS	1/2	1-5	0-1	0-0	0-2-2	0	2	1	1	0	1	27

AYOKA LEE

Date	ST	FG-A	3FG-A	FT-A	RB	PF	PTS	A	TO	BK	ST	MIN
at West Virginia (1/26/19)	-	-	-	-	DNP - Redshirt	-	-	-	-	-	-	-
West Virginia (2/27/19)	-	-	-	-	DNP - Redshirt	-	-	-	-	-	-	-
vs. West Virginia (3/9/19)*	-	-	-	-	DNP - Redshirt	-	-	-	-	-	-	-
TOTALS	-	-	-	-	-	-	-	-	-	-	-	-

LAURA MACKE

Date	ST	FG-A	3FG-A	FT-A	RB	PF	PTS	A	TO	BK	ST	MIN
at West Virginia (1/26/19)	N	0-0	0-0	0-2	0-0-0	0	0	0	0	0	0	5
West Virginia (2/27/19)	N	1-1	0-0	0-2	3-2-5	0	2	0	0	0	0	22
vs. West Virginia (3/9/19)*	N	1-2	1-2	0-0	2-1-3	3	3	0	1	0	2	20
TOTALS	0/3	2-3	1-2	0-4	5-3-8	3	5	0	1	0	2	47

RACHEL RANKE

Date	ST	FG-A	3FG-A	FT-A	RB	PF	PTS	A	TO	BK	ST	MIN
at West Virginia (1/3/18)	N	3-10	3-10	2-2	0-1-1	1	11	1	0	0	3	30
West Virginia (2/20/18)	Y	3-12	2-9	3-4	1-1-2	3	11	0	0	0	1	31
at West Virginia (1/26/19)	Y	0-10	0-7	3-4	0-2-2	1	3	1	1	0	2	32
West Virginia (2/27/19)	Y	4-9	2-7	1-2	0-6-6	0	11	1	4	0	0	30
vs. West Virginia (3/9/19)*	Y	8-20	4-12	1-1	2-4-6	1	21	0	2	0	2	37
TOTALS	4/5	18-61	11-45	10-13	3-14-17	6	57	3	7	0	8	160

ASHLEY RAY

Date	ST	FG-A	3FG-A	FT-A	RB	PF	PTS	A	TO	BK	ST	MIN
at West Virginia (1/3/18)	N	0-0	0-0	0-0	0-0-0	2	0	0	0	2	0	6
West Virginia (2/20/18)	N	0-0	0-0	0-0	0-0-0	0	0	0	0	0	0	1
at West Virginia (1/26/19)	N	0-3	0-0	0-0	0-1-1	1	0	0	0	0	0	16
West Virginia (2/27/19)	N	1-4	0-0	0-0	2-0-2	0	2	0	1	0	0	12
vs. West Virginia (3/9/19)*	N	0-1	0-0	0-0	2-0-2	1	0	0	0	0	0	9
TOTALS	0/5	1-8	0-0	0-0	4-1-5	4	2	0	1	2	0	44

SAVANNAH SIMMONS

Date	ST	FG-A	3FG-A	FT-A	RB	PF	PTS	A	TO	BK	ST	MIN
at West Virginia (1/26/19)	N	0-1	0-1	0-0	0-0-0	0	0	0	0	0	0	5
West Virginia (2/27/19)	N	0-0	0-0	0-0	0-0-0	0	0	0	1	0	0	5
vs. West Virginia (3/9/19)*	N	0-0	0-0	1-2	0-1-1	0	1	0	0	0	1	3
TOTALS	0/3	0-1	0-1	1-2	0-1-1	0	1	0	1	0	1	13

PEYTON WILLIAMS

Date	ST	FG-A	3FG-A	FT-A	RB	PF	PTS	A	TO	BK	ST	MIN
West Virginia (1/1/17)	Y	0-1	0-0	0-0	0-0-0	0	0	2	1	0	1	8
at West Virginia (2/15/17)	N	0-0	0-0	1-2	0-1-1	0	1	1	0	1	0	11
at West Virginia (1/3/18)	Y	9-16	0-2	4-6	4-6-10	1	22	0	1	1	2	39
West Virginia (2/20/18)	Y	8-15	0-1	2-2	3-3-6	4	18	0	2	1	5	37
at West Virginia (1/26/19)	Y	3-13	0-1	2-2	6-6-12	2	8	0	0	1	1	33
West Virginia (2/27/19)	Y	5-11	0-4	10-10	0-4-4	4	20	3	2	4	2	36
vs. West Virginia (3/9/19)*	Y	6-15	1-5	9-9	3-3-6	3	22	1	1	1	3	38
TOTALS	6/7	31-71	1-13	28-31	16-23-39	14	91	7	7	9	14	202

ALISA WIGGINS

Date	ST	FG-A	3FG-A	FT-A	RB	PF	PTS	A	TO	BK	ST	MIN
at West Virginia (1/3/18)	-	-	-	-	DNP - Coach's Decision	-	-	-	-	-	-	-
West Virginia (2/20/18)	-	-	-	-	DNP - Coach's Decision	-	-	-	-	-	-	-
at West Virginia (1/26/19)	N	0-0	0-0	0-0	0-0-0	0	0	0	0	0	0	3
West Virginia (2/27/19)	-	-	-	-	DNP - Coach's Decision	-	-	-	-	-	-	-
vs. West Virginia (3/9/19)*	N	0-0	0-0	0-0	0-0-0	0	0	0	1	0	0	0+
TOTALS	0/2	0-0	0-0	0-0	0-0-0	0	0	0	1	0	0	3+

* Denotes Big 12 Conference Tournament Game

GAMES 13 & 20

TEXAS TECH
Saturday, Jan. 11 | 3 p.m. | FS Southwest
United Supermarkets Arena | Lubbock, Texas

Wednesday, Feb. 5 | 6:30 p.m. | Big 12 Now on ESPN+
Bramlage Coliseum | Manhattan, Kan.



Marlene Stollings
Head Coach



Brittany Brewer
Sr., Forward



GENERAL INFORMATION

Location: Lubbock, Texas
Enrollment: 38,246
Nickname: Lady Raiders
Colors: Scarlet and Black
Conference: Big 12
Home Arena: United Supermarkets Arena
Capacity: 15,098
President: Dr. Lawrence Schovanec
Director of Athletics: Kirby Hocutt
Ticket Office Phone: 806-742-TECH
Website: www.texastech.com
Twitter: @TechAthletics

TEAM INFORMATION

Head Coach: Marlene Stollings
Alma Mater: Ohio '98
School Record (Yrs): 14-17 (1 year)
Career Record (Yrs): 147-106 (8 years)
Associate Head Coach:
Nikita Lowry Dawkins
Assistant Coaches: Alysiah Bond and Malikah Willis
Office Phone: 806-742-7700
2018-19 Record: 14-17
2018-19 Conference (Finish): 4-14 (t8th)
2019 Postseason Results: n/a
Letterwinners R/L: 3/7
Starters R/L: 3/2
Newcomers: 8

PLAYER INFORMATION

Starters Returning	Yr.	Pos.	Statistics
Chrislyn Carr	So.	G	17.8 ppg, 3.8 apg
Brittany Brewer	Sr.	F	16.8 ppg, 9.1 rpg
Sydney Goodson	So.	G	10.6 ppg, 5.1 rpg

Others Returning	Yr.	Pos.	Statistics
None			

SPORTS INFORMATION

SID Contact: Harry Endicott
Office Phone: 806-834-0536
E-Mail: Harry.Endicott@ttu.edu
SID Fax: 806-742-1970
Press Row Phone: 806-742-6688

SERIES INFORMATION

Series Record: K-State leads the series, 23-13
Last Meeting: K-State won, 75-67 on March 2, 2019 in Manhattan
Current Streak: K-State won eight
Mittie vs. Texas Tech: 13-4

CURRENT K-STATE PLAYERS VS. TEXAS TECH

JASAUEN BEARD

Date	ST	FG-A	3FG-A	FT-A	RB	PF	PTS	A	TO	BK	ST	MIN
at Texas Tech (1/19/19)	N	3-6	1-2	2-2	1-2-3	5	9	0	4	1	1	18
Texas Tech (3/2/19)	N	1-5	1-1	1-2	0-0-0	1	4	0	1	1	1	16
TOTALS	0/2	4-11	2-3	3-4	1-2-3	6	13	0	5	2	2	34

CHRISTIANNA CARR

Date	ST	FG-A	3FG-A	FT-A	RB	PF	PTS	A	TO	BK	ST	MIN
at Texas Tech (1/19/19)	Y	2-7	2-5	2-4	0-3-3	2	8	0	2	0	3	26
Texas Tech (3/2/19)	Y	4-12	2-7	0-0	0-2-2	1	10	2	3	1	1	29
TOTALS	2/2	6-19	4-12	2-4	0-5-5	3	18	2	5	1	4	55

CYMYNE GOODRICH

Date	ST	FG-A	3FG-A	FT-A	RB	PF	PTS	A	TO	BK	ST	MIN
Texas Tech (2/7/18)	N	1-2	0-1	0-0	0-1-1	2	2	0	2	0	0	16
at Texas Tech (2/26/18)	N	1-4	0-2	2-2	1-3-4	3	4	2	2	0	1	23
at Texas Tech (1/19/19)	-	-	-	-	DNP - Injured	-	-	-	-	-	-	-
Texas Tech (3/2/19)	-	-	-	-	DNP - Injured	-	-	-	-	-	-	-
TOTALS	0/2	2-6	0-3	2-2	1-4-5	5	6	2	4	0	1	39

AYOKA LEE

Date	ST	FG-A	3FG-A	FT-A	RB	PF	PTS	A	TO	BK	ST	MIN
at Texas Tech (1/19/19)	-	-	-	-	DNP - Redshirt	-	-	-	-	-	-	-
Texas Tech (3/2/19)	-	-	-	-	DNP - Redshirt	-	-	-	-	-	-	-
TOTALS	-	-	-	-	-	-	-	-	-	-	-	-

LAURA MACKE

Date	ST	FG-A	3FG-A	FT-A	RB	PF	PTS	A	TO	BK	ST	MIN
at Texas Tech (1/19/19)	N	0-0	0-0	0-0	0-0-0	0	0	0	0	0	0	0+
Texas Tech (3/2/19)	N	2-4	1-2	0-0	0-0-0	1	5	2	2	0	0	20
TOTALS	0/2	2-4	1-2	0-0	0-0-0	1	5	2	2	0	0	20+

RACHEL RANKE

Date	ST	FG-A	3FG-A	FT-A	RB	PF	PTS	A	TO	BK	ST	MIN
Texas Tech (2/7/18)	Y	7-17	4-13	2-4	0-2-2	2	20	0	2	0	0	35
at Texas Tech (2/26/18)	Y	9-17	6-13	2-2	2-5-7	1	26	1	3	0	2	31
at Texas Tech (1/19/19)	Y	4-10	1-7	2-2	1-2-3	0	11	0	0	0	1	34
Texas Tech (3/2/19)	Y	4-9	2-5	1-2	0-8-8	0	11	2	1	0	2	33
TOTALS	4/4	24-53	13-38	7-10	3-17-20	3	68	3	6	0	5	133

ASHLEY RAY

Date	ST	FG-A	3FG-A	FT-A	RB	PF	PTS	A	TO	BK	ST	MIN
Texas Tech (2/7/18)	-	-	-	-	DNP - Coach's Decision	-	-	-	-	-	-	-
at Texas Tech (2/26/18)	N	0-3	0-0	0-0	0-1-1	3	0	0	1	0	0	8
at Texas Tech (1/19/19)	Y	1-1	0-0	0-0	2-0-2	0	2	0	2	0	0	14
Texas Tech (3/2/19)	N	0-0	0-0	0-0	0-0-0	2	0	0	0	0	0	2
TOTALS	1/3	1-4	0-0	0-0	2-1-3	5	2	0	3	0	0	24

SAVANNAH SIMMONS

Date	ST	FG-A	3FG-A	FT-A	RB	PF	PTS	A	TO	BK	ST	MIN
at Texas Tech (1/19/19)	N	0-0	0-0	0-0	0-0-0	0	0	0	0	0	0	2
Texas Tech (3/2/19)	N	0-0	0-0	0-0	0-0-0	0	0	0	0	0	0	2
TOTALS	0/2	0-0	0-0	0-0	0-0-0	0	0	0	0	0	0	4

PEYTON WILLIAMS

Date	ST	FG-A	3FG-A	FT-A	RB	PF	PTS	A	TO	BK	ST	MIN
Texas Tech (1/7/17)	Y	3-6	0-0	4-4	3-2-5	0	10	1	1	1	1	14
at Texas Tech (2/1/17)	N	5-8	0-0	2-2	1-4-5	1	12	2	1	0	1	28
Texas Tech (2/7/18)	Y	7-11	0-1	5-9	4-6-10	1	19	1	0	1	2	34
at Texas Tech (2/26/18)	Y	2-5	0-1	4-4	0-1-1	1	8	2	3	1	3	24
at Texas Tech (1/19/19)	Y	8-17	1-3	1-2	3-4-7	1	18	2	2	1	3	40-
Texas Tech (3/2/19)	Y	9-13	1-2	5-6	5-10-15	1	24	3	3	2	3	39
TOTALS	5/6	34-60	2-7	21-27	16-27-43	5	91	11	10	6	13	179-

ALISA WIGGINS

Date	ST	FG-A	3FG-A	FT-A	RB	PF	PTS	A	TO	BK	ST	MIN
Texas Tech (2/7/18)	N	0-0	0-0	2-2	0-0-0	0	2	0	0	0	0	1
at Texas Tech (2/26/18)	N	1-1	0-0	1-2	0-2-2	0	3	0	0	0	0	9
at Texas Tech (1/19/19)	-	-	-	-	DNP - Coach's Decision	-	-	-	-	-	-	-
Texas Tech (3/2/19)	-	-	-	-	DNP - Coach's Decision	-	-	-	-	-	-	-
TOTALS	0/2	1-1	0-0	3-4	0-2-2	0	5	0	0	0	0	10

* Denotes Big 12 Conference Tournament Game

OKLAHOMA STATE

GAMES 14 & 28

Wednesday, Jan. 15 | 6:30 p.m. | Big 12 Now on ESPN+
Bramlage Coliseum | Manhattan, Kan.

Tuesday, March 3 | 7 p.m.
Gallagher-Iba Arena | Stillwater, Okla.



Jim Littell
Head Coach



Vivian Gray
Jr., Forward



GENERAL INFORMATION

Location: Stillwater, Okla.
Enrollment: 24,649
Nickname: Cowgirls
Colors: Orange and Black
Conference: Big 12
Home Arena: Gallagher-Iba Arena
Capacity: 13,611
President: Burns Hargis
Director of Athletics: Mike Holder
Ticket Office Phone: 877-ALL-4-OSU
Website: www.okstate.com
Twitter: @OSUAthletics

TEAM INFORMATION

Head Coach: Jim Littell
Alma Mater: Southwestern '77
School Record (Yrs): 161-95 (8 Years)
Career Record (Yrs):
579-156 (21 Years)
Associate Head Coach: Bill Annan
Assistant Coaches: Ashley Davis and Jerise Freeman
Office Phone: 405-744-2490
2018-19 Record: 14-16
2018-19 Conference (Finish): 5-13 (7th)
2019 Postseason Results: n/a
Letterwinners R/L: 8/5
Starters R/L: 3/2
Newcomers: 7

PLAYER INFORMATION

Starters Returning	Yr.	Pos.	Statistics
Vivian Gray	Jr.	F	20.0 ppg, 5.5 rpg
Ja'Mee Asberry	R-So.	G	6.5 ppg, 2.0 apg
Kassidy De Lapp	So.	C	4.2 ppg, 4.8 rpg

Others Returning	Yr.	Pos.	Statistics
Mariam Gnanou	Sr.	C	4.2 ppg, 4.2 rpg

SPORTS INFORMATION

SID Contact: Ryan Cameron
Office Phone: 405-744-4854
E-Mail: ryan.cameron@okstate.edu
SID Fax: 405-744-7754
Press Row Phone: 405-744-5757

SERIES INFORMATION

Series Record: K-State leads the series, 38-33
Last Meeting: K-State won, 68-58 on March 4, 2019 in Stillwater
Current Streak: K-State won three
Mittie vs. Oklahoma State: 10-8

CURRENT K-STATE PLAYERS VS. OKLAHOMA STATE

JASAUEN BEARD

Date	ST	FG-A	3FG-A	FT-A	RB	PF	PTS	A	TO	BK	ST	MIN
Okla. St. (1/23/19)	N	2-6	0-0	2-4	1-4-5	3	6	0	0	1	1	23
at Okla. St. (3/4/19)	N	1-8	0-2	1-1	0-2-2	2	3	1	0	1	1	18
TOTALS	0/2	3-14	0-2	3-5	1-6-7	5	9	1	0	2	2	41

CHRISTIANNA CARR

Date	ST	FG-A	3FG-A	FT-A	RB	PF	PTS	A	TO	BK	ST	MIN
Okla. St. (1/23/19)	Y	2-6	1-2	0-0	0-6-6	1	5	0	3	0	0	28
at Okla. St. (3/4/19)	Y	3-6	1-1	0-0	0-0-0	4	7	1	0	0	1	25
TOTALS	2/2	5-12	2-3	0-0	0-6-6	5	12	1	3	0	1	53

CYMON GOODRICH

Date	ST	FG-A	3FG-A	FT-A	RB	PF	PTS	A	TO	BK	ST	MIN
at Okla. St. (12/31/17)	N	5-11	1-3	1-1	0-0-0	3	12	1	1	0	1	32
Okla. St. (1/13/18)	N	1-5	1-1	0-0	1-0-1	2	3	1	2	0	0	10
Okla. St. (1/23/19)	-	-	-	-	DNP - Injured	-	-	-	-	-	-	-
at Okla. St. (3/4/19)	-	-	-	-	DNP - Injured	-	-	-	-	-	-	-
TOTALS	0/2	6-16	2-4	1-1	1-0-1	5	15	2	3	0	1	42

AYOKA LEE

Date	ST	FG-A	3FG-A	FT-A	RB	PF	PTS	A	TO	BK	ST	MIN
Okla. St. (1/23/19)	-	-	-	-	DNP - Redshirt	-	-	-	-	-	-	-
at Okla. St. (3/4/19)	-	-	-	-	DNP - Redshirt	-	-	-	-	-	-	-
TOTALS	-	-	-	-	-	-	-	-	-	-	-	-

LAURA MACKE

Date	ST	FG-A	3FG-A	FT-A	RB	PF	PTS	A	TO	BK	ST	MIN
Okla. St. (1/23/19)	N	0-0	0-0	0-0	1-1-2	0	0	0	2	0	0	3
at Okla. St. (3/4/19)	N	0-0	0-0	0-0	0-0-0	0	0	1	0	0	0	8
TOTALS	0/2	0-0	0-0	0-0	1-1-2	0	0	1	2	0	0	11

RACHEL RANKE

Date	ST	FG-A	3FG-A	FT-A	RB	PF	PTS	A	TO	BK	ST	MIN
at Okla. St. (12/31/17)	N	4-12	3-10	2-2	0-4-4	3	13	0	2	0	0	40
Okla. St. (1/13/18)	Y	5-9	2-5	0-0	0-2-2	3	12	4	1	0	0	29
Okla. St. (1/23/19)	Y	1-11	1-7	0-0	0-5-5	1	3	0	0	1	2	31
at Okla. St. (3/4/19)	Y	6-9	4-6	0-0	0-3-3	1	16	0	3	0	0	32
TOTALS	3/4	16-41	10-28	2-2	0-14-14	8	44	4	6	1	2	132

ASHLEY RAY

Date	ST	FG-A	3FG-A	FT-A	RB	PF	PTS	A	TO	BK	ST	MIN
at Okla. St. (12/31/17)	Y	0-1	0-0	0-0	0-0-0	3	0	0	0	0	0	20
Okla. St. (1/13/18)	N	0-1	0-0	0-0	0-0-0	0	0	0	0	1	0	4
Okla. St. (1/23/19)	N	1-3	0-0	0-0	0-4-4	1	2	0	2	0	0	16
at Okla. St. (3/4/19)	N	0-1	0-0	0-0	0-0-0	2	0	0	1	0	0	7
TOTALS	1/4	1-6	0-0	0-0	0-4-4	6	2	0	3	1	0	47

SAVANNAH SIMMONS

Date	ST	FG-A	3FG-A	FT-A	RB	PF	PTS	A	TO	BK	ST	MIN
Okla. St. (1/23/19)	N	0-0	0-0	0-0	0-0-0	0	0	0	0	0	0	2
at Okla. St. (3/4/19)	-	-	-	-	DNP - Coach's Decision	-	-	-	-	-	-	-
TOTALS	0/1	0-0	0-0	0-0	0-0-0	0	0	0	0	0	0	2

PEYTON WILLIAMS

Date	ST	FG-A	3FG-A	FT-A	RB	PF	PTS	A	TO	BK	ST	MIN
at Okla. St. (1/14/17)	Y	3-3	0-0	1-2	2-2-4	0	7	0	1	0	1	20
Okla. St. (1/28/17)	N	0-1	0-0	0-0	0-1-1	1	0	1	0	0	0	8
at Okla. St. (12/31/17)	Y	7-10	0-1	1-1	4-5-9	4	15	2	2	0	5	28
Okla. St. (1/13/18)	Y	8-11	0-0	2-2	1-8-9	1	18	3	1	0	2	35
Okla. St. (1/23/19)	Y	10-17	1-1	2-3	2-8-10	2	23	2	2	2	1	37
at Okla. St. (3/4/19)	Y	7-15	1-3	9-11	1-13-14	2	24	3	1	1	4	39
TOTALS	5/6	35-57	2-5	15-19	10-37-47	10	87	11	7	3	13	167

ALISA WIGGINS

Date	ST	FG-A	3FG-A	FT-A	RB	PF	PTS	A	TO	BK	ST	MIN
at Okla. St. (12/31/17)	-	-	-	-	DNP - Coach's Decision	-	-	-	-	-	-	-
Okla. St. (1/13/18)	N	0-0	0-0	0-0	0-0-0	0	0	0	0	0	0	1
Okla. St. (1/23/19)	-	-	-	-	DNP - Coach's Decision	-	-	-	-	-	-	-
at Okla. St. (3/4/19)	-	-	-	-	DNP - Coach's Decision	-	-	-	-	-	-	-
TOTALS	0/1	0-0	0-0	0-0	0-0-0	0	0	0	0	0	0	1


* Denotes Big 12 Conference Tournament Game

GAMES 15 & 25

TEXAS
Sunday, Jan. 19 | 2 p.m. | Big 12 Now on ESPN+
Bramlage Coliseum | Manhattan, Kan.
Saturday, Feb. 22 | 12 p.m. | LHN
Frank Erwin Center | Austin, Texas



Karen Aston
Head Coach



Sug Sutton
Sr., Guard



2019-20 SCHEDULE

N 8	at USA
N 14	UTSA
N 17	Arizona
N 20	UTRGV
N 24	Southern
N 29	vs. North Carolina State
N 30	vs. North Texas
D 1	at Hawaii
D 8	at Tennessee
D 18	Ohio
D 21	Stanford
D 29	Northwestern State
J 4	TCU
J 6	at Iowa State
J 12	at West Virginia
J 15	Texas Tech
J 19	at Kansas State
J 22	Kansas
J 25	at Oklahoma State
J 28	at Oklahoma
J 31	Baylor
F 9	at Texas Tech
F 12	Iowa State
F 15	at Kansas
F 17	West Virginia
F 22	Kansas State
F 26	at TCU
F 29	Oklahoma
M 5	at Baylor
M 8	Oklahoma State

GENERAL INFORMATION

Location: Austin, Texas
Enrollment: 51,331
Nickname: Longhorns
Colors: Burnt Orange and White
Conference: Big 12
Home Arena: Frank Erwin Center
Capacity: 16,775
President: Dr. Gregory Fenves
Women's Athletics Director: Chris Plonsky
Ticket Office Phone: 800-982-BEVO
Website: www.texasports.com
Twitter: @UTexasWBB

TEAM INFORMATION

Head Coach: Karen Aston
Alma Mater: Arkansas-Little Rock '87
School Record (Yrs): 165-72 (7 years)
Career Record (Yrs): 266-135 (11 Years)
Associate Head Coach: Jamie Carey
Assistant Coaches: George Washington, Terry Nooner
Office Phone: 512-471-9802
2018-19 Record: 23-10
2018-19 Conference (Finish): 12-6 (3rd)
2019 Postseason Results: Lost to Indiana, 69-65, in NCAA First Round
Letterwinners R/L: 8/4
Starters R/L: 3/2
Newcomers: 5

PLAYER INFORMATION

Starters Returning	Yr.	Pos.	Statistics
Sug Sutton	Sr.	G	12.7 ppg, 5.4 rpg
Joyner Holmes	Sr.	G/F	11.8 ppg, 6.7 rpg
Jada Underwood	Sr.	G/F	3.4 ppg, 2.9 rpg
Others Returning	Yr.	Pos.	Statistics
Charli Collier	So.	F/C	5.9 ppg, 4.3 rpg
Lashann Higgs	Sr.	G	13.8 ppg, 4.5 rpg
Audrey Warren	So.	G/F	4.9 ppg, 2.6 rpg

SPORTS INFORMATION

SID Contact: Sean Cartell
Office Phone: 512-471-6039
E-Mail: s.cartell@athletics.utexas.edu
SID Fax: 512-471-6040
Press Row Phone: 512-471-4246

SERIES INFORMATION

Series Record: Texas leads the series, 22-16
Last Meeting: K-State won, 69-60 on Feb. 17, 2019 in Austin
Current Streak: K-State won two
Mittie vs. Texas: 4-12

CURRENT K-STATE PLAYERS VS. TEXAS

JASAUEN BEARD

Date	ST	FG-A	3FG-A	FT-A	RB	PF	PTS	A	TO	BK	ST	MIN
Texas (1/16/19)	N	3-6	1-1	2-2	3-1-4	0	9	3	2	0	3	24
at Texas (2/17/19)	N	4-11	1-2	2-4	0-2-2	1	11	0	1	0	1	19
TOTALS	0/2	7-17	2-3	4-6	3-3-6	1	20	3	3	0	4	43

CHRISTIANN CARR

Date	ST	FG-A	3FG-A	FT-A	RB	PF	PTS	A	TO	BK	ST	MIN
Texas (1/16/19)	Y	7-10	4-7	1-2	0-2-2	2	19	0	1	1	1	32
at Texas (2/17/19)	Y	3-9	1-5	0-0	0-1-1	1	7	0	2	0	1	28
TOTALS	2/2	10-19	5-12	1-2	0-3-3	3	26	0	3	1	2	60

CYMONE GOODRICH

Date	ST	FG-A	3FG-A	FT-A	RB	PF	PTS	A	TO	BK	ST	MIN
Texas (1/7/18)	Y	1-1	0-0	0-0	0-1-1	0	2	0	2	0	0	6
at Texas (2/10/18)	N	1-1	1-1	1-2	0-2-2	3	4	1	1	0	1	20
Texas (1/16/19)	-	-	-	-	-	-	-	-	-	-	-	-
at Texas (2/17/19)	-	-	-	-	-	-	-	-	-	-	-	-
TOTALS	1/2	2-2	1-1	1-2	0-3-3	3	6	1	3	0	1	26

AYOKA LEE

Date	ST	FG-A	3FG-A	FT-A	RB	PF	PTS	A	TO	BK	ST	MIN
Texas (1/16/19)	-	-	-	-	-	-	-	-	-	-	-	-
at Texas (2/17/19)	-	-	-	-	-	-	-	-	-	-	-	-
TOTALS	-	-	-	-	-	-	-	-	-	-	-	-

LAURA MACKE

Date	ST	FG-A	3FG-A	FT-A	RB	PF	PTS	A	TO	BK	ST	MIN
Texas (1/16/19)	N	0-0	0-0	0-0	0-0-0	0	0	0	0	0	0	0+
at Texas (2/17/19)	N	1-1	1-1	0-0	0-1-1	1	3	0	0	0	0	3
TOTALS	0/2	1-1	1-1	0-0	0-1-1	1	3	0	0	0	0	3+

RACHEL RANKE

Date	ST	FG-A	3FG-A	FT-A	RB	PF	PTS	A	TO	BK	ST	MIN
Texas (1/7/18)	N	4-8	3-5	0-0	0-2-2	3	11	0	2	1	1	36
at Texas (2/10/18)	Y	3-8	2-5	2-2	0-1-1	4	10	0	2	1	0	27
Texas (1/16/19)	Y	2-6	2-5	0-0	0-1-1	0	6	2	2	0	0	27
at Texas (2/17/19)	Y	3-11	3-8	2-4	0-2-2	4	11	3	0	0	0	31
TOTALS	3/4	12-33	10-23	4-6	0-6-6	11	38	5	6	2	1	121

ASHLEY RAY

Date	ST	FG-A	3FG-A	FT-A	RB	PF	PTS	A	TO	BK	ST	MIN
Texas (1/7/18)	N	2-2	0-0	0-1	0-0-0	0	4	1	0	0	0	8
at Texas (2/10/18)	N	0-1	0-0	0-2	0-1-1	2	0	0	2	0	0	7
Texas (1/16/19)	Y	2-2	0-0	1-1	1-1-2	2	5	0	1	0	0	16
at Texas (2/17/19)	N	0-0	0-0	0-0	0-0-0	1	0	0	0	0	0	7
TOTALS	1/4	4-5	0-0	1-4	1-2-3	5	9	1	3	0	0	38

SAVANNAH SIMMONS

Date	ST	FG-A	3FG-A	FT-A	RB	PF	PTS	A	TO	BK	ST	MIN
Texas (1/16/19)	N	0-0	0-0	0-0	0-0-0	0	0	0	0	0	0	1
at Texas (2/17/19)	N	0-1	0-0	0-0	0-0-0	0	0	0	0	0	0	2
TOTALS	0/2	0-1	0-0	0-0	0-0-0	0	0	0	0	0	0	3

PEYTON WILLIAMS

Date	ST	FG-A	3FG-A	FT-A	RB	PF	PTS	A	TO	BK	ST	MIN
at Texas (2/4/17)	N	1-3	0-0	0-0	3-4-7	0	2	0	0	0	0	17
Texas (2/27/17)	N	2-4	0-0	1-3	2-2-4	2	5	0	1	0	1	20
Texas (1/7/18)	Y	5-9	0-0	2-2	2-2-4	3	12	3	2	0	1	30
at Texas (2/10/18)	Y	5-10	0-3	3-3	0-4-4	0	13	2	1	1	1	33
Texas (1/16/19)	Y	6-12	3-4	3-4	2-6-8	2	18	1	0	0	0	40-
at Texas (2/17/19)	Y	3-9	1-3	6-8	2-12-14	1	13	1	3	0	1	38
TOTALS	4/6	22-47	4-10	15-20	11-30-41	8	63	7	7	1	4	178-

ALISA WIGGINS

Date	ST	FG-A	3FG-A	FT-A	RB	PF	PTS	A	TO	BK	ST	MIN
Texas (1/7/18)	N	0-0	0-0	0-0	0-0-0	0	0	0	0	0	0	1
at Texas (2/10/18)	N	1-1	0-0	0-0	0-0-0	0	2	0	1	0	0	3
Texas (1/16/19)	-	-	-	-	-	-	-	-	-	-	-	-
at Texas (2/17/19)	-	-	-	-	-	-	-	-	-	-	-	-
TOTALS	0/2	1-1	0-0	0-0	0-0-0	0	2	0	1	0	0	4

* Denotes Big 12 Conference Tournament Game

GAMES 16 & 26

IOWA STATE

Wednesday, Jan. 22 | 6:30 p.m.
Hilton Coliseum | Ames, Iowa

Wednesday, Feb. 26 | 6:30 p.m. | Big 12 Now on ESPN+
Bramlage Coliseum | Manhattan, Kan.



Bill Fennelly
Head Coach



Kristin Scott Jr., Forward



GENERAL INFORMATION

Location: Ames, Iowa
Enrollment: 34,992
Nickname: Cyclones
Colors: Cardinal and Gold
Conference: Big 12
Home Arena: Hilton Coliseum
Capacity: 14,356
President: Dr. Steven Leath
Director of Athletics: Jamie Pollard
Ticket Office Phone: 515-294-1816
Website: www.cyclones.com
Twitter: @CycloneATH

TEAM INFORMATION

Head Coach: Bill Fennelly
Alma Mater: William Penn '79
Record at School (Yrs):
505-262 (24 Years)
Career Record (Yrs):
671-315 (31 Years)
Associate Head Coach: Jodi Steyer
Assistant Coaches: Latoja Schaben and Billy Fennelly
Office Phone: 515-294-3436
2018-19 Record: 26-9
2018-19 Conference (Finish): 13-5 (2nd)
2019 Postseason Results: Lost to Missouri State, 69-60, in second round of 2019 NCAA Tournament
Letterwinners R/L: 9/3
Starters R/L: 3/2
Newcomers: 5

PLAYER INFORMATION

Starters Returning	Yr.	Pos.	Statistics
Kristin Scott	Jr.	C	12.8 ppg, 7.1 rpg
Ashley Joens	So.	G	11.7 ppg, 5.0 rpg
Madison Wise	Jr.	G	8.0 ppg, 4.0 rpg

Others Returning	Yr.	Pos.	Statistics
Ines Nezerwa	Sr.	F	4.5 ppg, 3.2 rpg

SPORTS INFORMATION

SID Contact: Nicole Leusink
Office Phone: 515-294-7961
E-Mail: ngreiner@iastate.edu
SID Fax: 515-294-0125
Press Row Phone: 515-294-6178

SERIES INFORMATION

Series Record: K-State leads the series, 52-41
Last Meeting: Iowa State won, 81-52 on Feb. 2, 2019, in Manhattan
Current Streak: Iowa State won three
Mittie vs. Iowa State: 6-11

CURRENT K-STATE PLAYERS VS. IOWA STATE

JASAUEN BEARD

Date	ST	FG-A	3FG-A	FT-A	RB	PF	PTS	A	TO	BK	ST	MIN
at Iowa State (1/2/19)	N	4-10	1-2	3-4	1-3-4	3	12	0	3	0	0	21
Iowa State (2/2/19)	N	2-8	0-1	2-4	0-3-3	2	6	1	1	0	0	23
TOTALS	0/2	6-18	1-3	5-8	1-6-7	5	18	1	4	0	0	44

CHRISTIANN CARR

Date	ST	FG-A	3FG-A	FT-A	RB	PF	PTS	A	TO	BK	ST	MIN
at Iowa State (1/2/19)	Y	2-10	0-4	0-0	0-1-1	3	4	0	2	1	0	25
Iowa State (2/2/19)	Y	3-10	3-6	3-4	0-1-1	2	12	1	2	0	1	39
TOTALS	2/2	5-20	3-10	3-4	0-2-2	5	16	1	4	1	1	64

CYMON GOODRICH

Date	ST	FG-A	3FG-A	FT-A	RB	PF	PTS	A	TO	BK	ST	MIN
at Iowa State (1/10/18)	N	0-5	0-3	1-2	1-0-1	2	1	0	1	0	0	11
Iowa State (2/3/18)	N	0-7	0-3	0-0	0-1-1	2	0	1	3	0	0	19
at Iowa State (1/2/19)	-	-	-	-	-	-	-	-	-	-	-	-
Iowa State (2/2/19)	-	-	-	-	-	-	-	-	-	-	-	-
TOTALS	0/2	0-12	0-6	1-2	1-1-2	4	1	1	4	0	0	30

AYOKA LEE

Date	ST	FG-A	3FG-A	FT-A	RB	PF	PTS	A	TO	BK	ST	MIN
at Iowa State (1/2/19)	-	-	-	-	-	-	-	-	-	-	-	-
Iowa State (2/2/19)	-	-	-	-	-	-	-	-	-	-	-	-
TOTALS	-	-	-	-	-	-	-	-	-	-	-	-

LAURA MACKIE

Date	ST	FG-A	3FG-A	FT-A	RB	PF	PTS	A	TO	BK	ST	MIN
at Iowa State (1/2/19)	N	1-1	1-1	0-0	1-0-1	2	3	0	0	0	0	10
Iowa State (2/2/19)	N	1-4	0-2	0-2	0-2-2	3	2	1	0	0	0	18
TOTALS	0/2	2-5	1-3	0-2	1-2-3	5	5	1	0	0	0	28

RACHEL RANKE

Date	ST	FG-A	3FG-A	FT-A	RB	PF	PTS	A	TO	BK	ST	MIN
at Iowa State (1/10/18)	Y	4-9	4-8	2-2	0-4-4	0	14	1	0	0	1	34
Iowa State (2/3/18)	Y	2-12	2-7	0-0	0-5-5	2	6	2	1	1	2	34
at Iowa State (1/2/19)	Y	3-7	1-3	1-2	1-2-3	0	8	1	4	1	1	32
Iowa State (2/2/19)	Y	0-2	0-1	0-0	0-0-0	2	0	0	1	0	0	29
TOTALS	4/4	9-30	7-19	3-4	1-11-12	4	28	4	6	2	4	129

ASHLEY RAY

Date	ST	FG-A	3FG-A	FT-A	RB	PF	PTS	A	TO	BK	ST	MIN
at Iowa State (1/10/18)	N	0-0	0-0	0-0	0-0-0	0	0	0	0	0	0	1
Iowa State (2/3/18)	N	0-1	0-0	1-2	1-0-1	0	1	0	0	0	0	3
at Iowa State (1/2/19)	N	2-3	0-0	0-0	1-4-5	2	4	0	1	3	0	16
Iowa State (2/2/19)	N	0-1	0-0	0-0	0-1-1	0	0	0	0	1	1	4
TOTALS	0/4	2-5	0-0	1-2	2-5-7	2	5	0	1	4	1	24

SAVANNAH SIMMONS

Date	ST	FG-A	3FG-A	FT-A	RB	PF	PTS	A	TO	BK	ST	MIN
at Iowa State (1/2/19)	N	0-1	0-0	0-0	0-0-0	1	0	0	0	0	0	5
Iowa State (2/2/19)	N	0-1	0-0	0-0	0-0-0	0	0	0	1	0	0	3
TOTALS	0/2	0-2	0-0	0-0	0-0-0	1	0	0	1	0	0	8

PEYTON WILLIAMS

Date	ST	FG-A	3FG-A	FT-A	RB	PF	PTS	A	TO	BK	ST	MIN
at Iowa State (1/21/17)	Y	0-0	0-0	0-0	0-1-1	0	0	1	1	0	0	11
Iowa State (2/11/17)	N	1-3	0-0	1-2	1-1-2	2	3	0	0	0	0	9
vs. Iowa State (3/4/17)*	Y	1-4	0-0	0-1	0-3-3	0	2	0	2	0	0	16
at Iowa State (1/10/18)	Y	6-13	0-1	3-5	4-7-11	2	15	2	1	5	2	36
Iowa State (2/3/18)	Y	5-12	1-3	0-0	2-5-7	3	11	2	0	1	2	32
at Iowa State (1/2/19)	Y	3-7	0-0	0-1	6-5-11	0	6	0	2	1	1	30
Iowa State (2/2/19)	Y	5-11	1-2	4-5	2-7-9	3	15	2	2	2	1	31
TOTALS	6/7	21-50	2-6	8-14	15-29-44	10	52	7	8	9	6	165

ALISA WIGGINS

Date	ST	FG-A	3FG-A	FT-A	RB	PF	PTS	A	TO	BK	ST	MIN
at Iowa State (1/10/18)	-	-	-	-	-	-	-	-	-	-	-	-
Iowa State (2/3/18)	N	0-0	0-0	0-0	0-1-1	0	0	0	1	0	0	4
at Iowa State (1/2/19)	N	0-1	0-1	0-0	0-0-0	0	0	0	0	0	0	3
Iowa State (2/2/19)	-	-	-	-	-	-	-	-	-	-	-	-
TOTALS	0/2	0-1	0-1	0-0	0-1-1	0	0	0	1	0	0	7

* Denotes Big 12 Conference Tournament Game

OKLAHOMA

GAMES 17 & 23

Saturday, Jan. 25 | 2 p.m. | Big 12 Now on ESPN+
Bramlage Coliseum | Manhattan, Kan.

Sunday, Feb. 16 | 2 p.m. | FS1
Lloyd Noble Center | Norman, Okla.



Sherri Coale
Head Coach



Ana Llanusa
Jr., Guard



GENERAL INFORMATION

Location: Norman, Okla.
Enrollment: 31,702
Nickname: Sooners
Colors: Crimson and Cream
Conference: Big 12
Home Arena: Lloyd Noble Center
Capacity: 12,000
President: David Boren
Director of Athletics: Joe Castiglione
Ticket Office Phone: 405-325-2424
Website: www.soonersports.com
Twitter: @SoonerSportscom

TEAM INFORMATION

Head Coach: Sherri Coale
Alma Mater: Oklahoma Christian '87
School Record (Yrs):
489-264 (23 Years)
Career Record (Yrs): Same
Associate Head Coach:
Coquese Washington
Assistant Coaches: Colton Coale and Jackie Stiles
Office Phone: 405-325-8322
2018-19 Record: 8-22
2018-19 Conference (Finish): 4-14 (18th)
2019 Postseason Results: None
Letterwinners R/L: 8/2
Starters R/L: 4/1
Newcomers: 4

PLAYER INFORMATION

Starters Returning	Yr.	Pos.	Statistics
Ana Llanusa	Jr.	G	18.3 ppg, 3.4 rpg
Taylor Robertson	So.	G	14.3 ppg, 3.3 rpg
Madi Williams	So.	G/F	11.6 ppg, 8.0 rpg
Mandy Simpson	Jr.	F	5.2 ppg, 5.9 rpg
Others Returning	Yr.	Pos.	Statistics
Jessi Murcer	So.	G	9.4 ppg, 3.1 rpg
Tatum Veitenheimer	So.	G	4.4 ppg, 2.7 rpg

SPORTS INFORMATION

SID Contact: TBD
Office Phone: 405-325-3671
E-Mail: TBD
SID Fax: 405-325-7623
Press Row Phone: 405-325-1024

SERIES INFORMATION

Series Record: Oklahoma leads the series, 39-28
Last Meeting: K-State won, 83-75 on Feb. 10, 2019, in Norman
Current Streak: K-State won two
Mittie vs. Oklahoma: 7-15

CURRENT K-STATE PLAYERS VS. OKLAHOMA

SARAH BATES

Date	ST	FG-A	3FG-A	FT-A	RB	PF	PTS	A	TO	BK	ST	MIN
Oklahoma (1/5/19)	-	-	-	-	-	-	DNP - Redshirt	-	-	-	-	-
at Oklahoma (2/10/19)	-	-	-	-	-	-	DNP - Redshirt	-	-	-	-	-
TOTALS	-	-	-	-	-	-	-	-	-	-	-	-

JASAUEN BEARD

Date	ST	FG-A	3FG-A	FT-A	RB	PF	PTS	A	TO	BK	ST	MIN
Oklahoma (1/5/19)	N	1-3	0-0	2-2	1-0-1	5	4	0	5	0	1	13
at Oklahoma (2/10/19)	N	4-7	1-2	1-5	1-3-4	1	10	0	3	1	1	22
TOTALS	0/2	5-10	1-2	3-7	2-3-5	6	14	0	8	1	2	35

CHRISTIANN CARR

Date	ST	FG-A	3FG-A	FT-A	RB	PF	PTS	A	TO	BK	ST	MIN
Oklahoma (1/5/19)	Y	5-12	4-8	0-0	1-1-2	3	14	3	3	0	0	29
at Oklahoma (2/10/19)	Y	6-9	3-6	0-0	1-1-2	4	15	1	5	0	1	19
TOTALS	2/2	11-21	7-14	0-0	2-2-4	7	29	4	8	0	1	48

CYMONE GOODRICH

Date	ST	FG-A	3FG-A	FT-A	RB	PF	PTS	A	TO	BK	ST	MIN
Oklahoma (1/17/18)	N	2-6	0-2	0-0	0-1-1	1	4	0	2	0	0	10
at Oklahoma (1/31/18)	N	2-8	1-3	1-1	1-2-3	0	6	1	2	0	1	26
Oklahoma (1/5/19)	-	-	-	-	-	-	DNP - Injured	-	-	-	-	-
at Oklahoma (2/10/19)	-	-	-	-	-	-	DNP - Injured	-	-	-	-	-
TOTALS	0/2	4-14	1-5	1-1	1-3-4	1	10	1	4	0	1	36

AYOKA LEE

Date	ST	FG-A	3FG-A	FT-A	RB	PF	PTS	A	TO	BK	ST	MIN
Oklahoma (1/5/19)	-	-	-	-	-	-	DNP - Redshirt	-	-	-	-	-
at Oklahoma (2/10/19)	-	-	-	-	-	-	DNP - Redshirt	-	-	-	-	-
TOTALS	-	-	-	-	-	-	-	-	-	-	-	-

LAURA MACKIE

Date	ST	FG-A	3FG-A	FT-A	RB	PF	PTS	A	TO	BK	ST	MIN
Oklahoma (1/5/19)	N	2-2	0-0	0-0	1-1-2	1	4	0	2	1	0	6
at Oklahoma (2/10/19)	N	0-1	0-1	0-0	1-1-2	1	0	0	1	0	0	14
TOTALS	0/2	2-3	0-1	0-0	2-2-4	2	4	0	3	1	0	20

RACHEL RANKE

Date	ST	FG-A	3FG-A	FT-A	RB	PF	PTS	A	TO	BK	ST	MIN
Oklahoma (1/17/18)	Y	4-14	3-13	2-2	0-4-4	3	13	1	1	0	1	35
at Oklahoma (1/31/18)	Y	2-13	2-13	0-2	0-3-3	2	6	0	2	0	2	31
Oklahoma (1/5/19)	Y	7-14	5-11	0-0	1-3-4	1	19	6	0	0	4	33
at Oklahoma (2/10/19)	Y	8-15	8-14	0-0	0-1-1	4	24	3	6	0	1	34
TOTALS	4/4	21-56	18-51	2-4	1-11-12	10	62	10	9	0	8	133

ASHLEY RAY

Date	ST	FG-A	3FG-A	FT-A	RB	PF	PTS	A	TO	BK	ST	MIN
Oklahoma (1/17/18)	N	0-0	0-0	0-0	0-0-0	1	0	0	1	0	0	3
at Oklahoma (1/31/18)	N	0-1	0-0	0-0	0-0-0	1	0	0	0	0	0	6
Oklahoma (1/5/19)	N	2-2	0-0	1-2	1-1-2	3	5	1	2	0	1	11
at Oklahoma (2/10/19)	N	0-1	0-0	0-0	1-0-1	3	0	0	0	0	0	9
TOTALS	0/4	2-4	0-0	1-2	2-1-3	8	5	1	3	0	1	29

SAVANNAH SIMMONS

Date	ST	FG-A	3FG-A	FT-A	RB	PF	PTS	A	TO	BK	ST	MIN
Oklahoma (1/5/19)	N	0-1	0-0	0-0	0-2-2	1	0	3	0	0	0	7
at Oklahoma (2/10/19)	N	0-0	0-0	0-0	0-0-0	1	0	0	0	0	0	7
TOTALS	0/2	0-1	0-0	0-0	0-2-2	2	0	3	0	0	0	14

PEYTON WILLIAMS

Date	ST	FG-A	3FG-A	FT-A	RB	PF	PTS	A	TO	BK	ST	MIN
at Oklahoma (1/4/17)	Y	2-3	0-0	0-0	1-2-3	0	4	0	0	0	1	22
Oklahoma (2/21/17)	Y	1-4	0-0	0-0	1-3-4	0	2	3	1	0	1	19
Oklahoma (1/17/18)	Y	10-17	1-2	2-4	5-3-8	2	23	0	2	1	1	37
at Oklahoma (1/31/18)	Y	3-7	0-0	0-0	1-5-6	2	6	0	1	0	0	24
Oklahoma (1/5/19)	Y	6-9	0-0	2-2	5-7-12	0	14	6	1	0	0	34
at Oklahoma (2/10/19)	Y	6-19	1-4	0-0	5-5-10	1	13	1	2	1	4	36
TOTALS	6/6	28-59	2-6	4-6	18-25-43	5	62	10	7	2	7	172

ALISA WIGGINS

Date	ST	FG-A	3FG-A	FT-A	RB	PF	PTS	A	TO	BK	ST	MIN
Oklahoma (1/17/18)	N	-	-	-	-	-	DNP - Coach's Decision	-	-	-	-	-
at Oklahoma (1/31/18)	N	2-5	0-0	0-0	0-0-0	0	4	1	1	0	0	6
Oklahoma (1/5/19)	N	0-0	0-0	0-0	0-0-0	0	0	0	0	0	0	2
at Oklahoma (2/10/19)	N	-	-	-	-	-	DNP - Coach's Decision	-	-	-	-	-
TOTALS	0/2	2-5	0-0	0-0	0-0-0	0	4	1	1	0	0	8

* Denotes Big 12 Conference Tournament Game

GAMES 18 & 29

KANSAS

Wednesday, Jan. 29 | 8 p.m. | FSN
Allen Fieldhouse | Lawrence, Kan.

Sunday, March 8 | 2 p.m. | Big 12 Now on ESPN+
Bramlage Coliseum | Manhattan, Kan.



Brandon Schneider
Head Coach



Bailey Helgren Jr., Center



GENERAL INFORMATION

Location: Lawrence, Kan.

Enrollment: 28,401

Nickname: Jayhawks

Colors: Crimson and Blue

Conference: Big 12

Home Arena: Allen Fieldhouse

Capacity: 16,300

Chancellor: Douglas A. Girard

Director of Athletics:

Dr. Sheahon Zenger

Ticket Office Phone: 800-34-HAWKS

Website: www.kuathletics.com

Twitter: @KUathletics

TEAM INFORMATION

Head Coach: Brandon Schneider

Alma Mater: Wayland Baptist '95

Record at School (Yrs): 39-83 (4 years)

Career Record (Yrs):

440-221 (20 years)

Associate Head Coach: Larry Tidwell

Assistant Coaches: Damitria Buchanan and Jhasmin Player

Office Phone: 785-864-4938

2018-19 Record: 13-18

2018-19 Conference (Finish): 2-16 (10th)

2019 Postseason Results: n/a

Letterwinners R/L: 6/9

Starters R/L: 1/4

Newcomers: 7

PLAYER INFORMATION

Starters Returning	Yr.	Pos.	Statistics
Bailey Helgren	Jr.	C	2.8 ppg, 5.8 rpg
Others Returning	Yr.	Pos.	Statistics
Mariane De Carvalho	Sr.	F	5.3 ppg, 2.6 rpg
Aniya Thomas	So.	G	4.8 ppg, 1.1 rpg

SPORTS INFORMATION

SID Contact: Kiaira Cooper

Office Phone: 785-864-7488

E-Mail: ktcooper@ku.edu

SID Fax: 785-864-7944

Press Row Phone: 785-864-5593

SERIES INFORMATION

Series Record: K-State leads the series, 74-47

Last Meeting: K-State won, 72-62 on Feb. 6, 2019, in Lawrence

Current Streak: K-State won one

Mittie vs. Kansas: 14-6

CURRENT K-STATE PLAYERS VS. KANSAS

JASAUEN BEARD

Date	ST	FG-A	3FG-A	FT-A	RB	PF	PTS	A	TO	BK	ST	MIN
Kansas (1/13/19)	Y	1-8	0-2	3-4	3-5-8	2	5	1	3	0	2	22
at Kansas (2/6/19)	N	1-6	0-2	1-2	1-2-3	1	3	1	1	0	1	24
TOTALS	1/2	2-14	0-4	4-6	4-7-11	3	8	2	4	0	3	46

CHRISTIANNA CARR

Date	ST	FG-A	3FG-A	FT-A	RB	PF	PTS	A	TO	BK	ST	MIN
Kansas (1/13/19)	Y	0-6	0-5	1-2	0-0-0	5	1	1	3	0	3	23
at Kansas (2/6/19)	Y	3-9	0-3	2-2	1-3-4	3	8	1	1	0	0	32
TOTALS	2/2	3-15	0-8	3-4	1-3-4	8	9	2	4	0	3	55

CYMON GOODRICH

Date	ST	FG-A	3FG-A	FT-A	RB	PF	PTS	A	TO	BK	ST	MIN
at Kansas (1/28/18)	N	3-6	1-2	0-0	0-2-2	0	7	1	0	0	1	19
Kansas (2/24/18)	N	1-4	1-2	0-0	0-0-0	1	3	0	0	0	0	20
vs. Kansas (3/2/18)*	N	0-4	0-2	1-2	1-0-1	2	1	0	2	0	0	13
Kansas (1/13/19)	-	-	-	-	DNP - Injured	-	-	-	-	-	-	-
at Kansas (2/6/19)	-	-	-	-	DNP - Injured	-	-	-	-	-	-	-
TOTALS	0/3	4-14	2-6	1-2	1-2-3	3	11	1	2	0	1	52

AYOKA LEE

Date	ST	FG-A	3FG-A	FT-A	RB	PF	PTS	A	TO	BK	ST	MIN
Kansas (1/13/19)	-	-	-	-	DNP - Redshirt	-	-	-	-	-	-	-
at Kansas (2/6/19)	-	-	-	-	DNP - Redshirt	-	-	-	-	-	-	-
TOTALS	-	-	-	-	-	-	-	-	-	-	-	-

LAURA MACKIE

Date	ST	FG-A	3FG-A	FT-A	RB	PF	PTS	A	TO	BK	ST	MIN
Kansas (1/13/19)	N	0-2	0-1	0-0	0-1-1	0	0	0	0	0	0	8
at Kansas (2/6/19)	N	1-2	0-1	0-0	1-2-3	3	2	0	0	0	0	17
TOTALS	0/2	1-4	0-2	0-0	1-3-4	3	2	0	0	0	0	25

RACHEL RANKE

Date	ST	FG-A	3FG-A	FT-A	RB	PF	PTS	A	TO	BK	ST	MIN
at Kansas (1/28/18)	Y	3-11	2-5	1-2	1-4-5	0	9	0	2	0	1	26
Kansas (2/24/18)	Y	6-10	5-8	2-2	0-4-4	2	19	1	1	2	2	30
vs. Kansas (3/2/18)*	Y	3-13	1-9	3-4	1-7-8	0	10	4	0	0	0	34
Kansas (1/13/19)	Y	4-11	2-8	0-0	0-3-3	4	10	1	3	0	0	36
at Kansas (2/6/19)	Y	2-10	1-5	1-2	0-4-4	1	6	1	2	0	1	33
TOTALS	5/5	18-55	11-35	7-10	2-22-24	7	54	7	8	2	4	159

ASHLEY RAY

Date	ST	FG-A	3FG-A	FT-A	RB	PF	PTS	A	TO	BK	ST	MIN
at Kansas (1/28/18)	N	0-1	0-0	0-0	0-1-1	0	0	0	0	0	1	5
Kansas (2/24/18)	N	0-0	0-0	0-0	0-0-0	0	0	0	0	0	0	3
vs. Kansas (3/2/18)*	N	0-0	0-0	0-0	0-0-0	0	0	0	0	0	0	1
Kansas (1/13/19)	N	1-1	0-0	0-0	0-2-2	2	2	0	1	1	0	10
at Kansas (2/6/19)	N	1-1	0-0	0-0	0-0-0	2	2	0	0	0	0	2
TOTALS	0/5	2-3	0-0	0-0	0-3-3	4	4	0	1	1	1	21

SAVANNAH SIMMONS

Date	ST	FG-A	3FG-A	FT-A	RB	PF	PTS	A	TO	BK	ST	MIN
Kansas (1/13/19)	N	0-1	0-1	0-2	0-1-1	2	0	0	1	0	0	7
at Kansas (2/6/19)	N	0-1	0-0	0-0	1-2-3	0	0	0	0	0	0	2
TOTALS	0/2	0-2	0-1	0-2	1-3-4	2	0	0	1	0	0	9

PEYTON WILLIAMS

Date	ST	FG-A	3FG-A	FT-A	RB	PF	PTS	A	TO	BK	ST	MIN
Kansas (2/11/17)	Y	1-3	0-0	0-0	1-1-2	0	2	1	0	0	1	13
at Kansas (2/25/17)	Y	1-1	0-0	0-0	0-1-1	0	2	1	1	0	0	8
at Kansas (1/28/18)	Y	9-16	0-2	5-5	4-4-8	3	23	0	1	5	3	40
Kansas (2/24/18)	Y	9-12	1-1	2-2	1-4-5	2	21	3	1	3	1	34
vs. Kansas (3/2/18)*	Y	5-11	0-0	4-4	1-5-6	0	14	0	1	2	1	33
Kansas (1/13/19)	Y	5-8	0-2	9-11	1-7-8	3	19	0	4	5	1	34
at Kansas (2/6/19)	Y	10-19	1-3	5-5	4-9-13	1	26	2	5	0	6	44
TOTALS	7/7	40-70	2-8	25-27	12-31-43	9	107	7	13	15	13	206

ALISA WIGGINS

Date	ST	FG-A	3FG-A	FT-A	RB	PF	PTS	A	TO	BK	ST	MIN
at Kansas (1/28/18)	-	-	-	-	DNP - Coach's Decision	-	-	-	-	-	-	-
Kansas (2/24/18)	N	0-0	0-0	1-2	0-0-0	0	1	0	0	0	0	1
vs. Kansas (3/2/18)*	-	-	-	-	DNP - Coach's Decision	-	-	-	-	-	-	-
Kansas (1/13/19)	-	-	-	-	DNP - Coach's Decision	-	-	-	-	-	-	-
at Kansas (2/6/19)	-	-	-	-	DNP - Coach's Decision	-	-	-	-	-	-	-
TOTALS	0/1	0-0	0-0	1-2	0-0-0	0	1	0	0	0	0	1

* Denotes Big 12 Conference Tournament Game

GAMES 19 & 24

TCU
Saturday, Feb. 1 | 1 p.m. | FS Southwest
Schollmaier Arena | Fort Worth, Texas

Wednesday, Feb. 19 | 6:30 p.m. | Big 12 Now on ESPN+
Bramlage Coliseum | Manhattan, Kan.



Raegan Pebley
Head Coach



Kianna Ray
Sr., Guard



GENERAL INFORMATION

Location: Fort Worth, Texas
Enrollment: 10,918
Nickname: Horned Frogs
Colors: Purple and White
Conference: Big 12
Home Arena: Schollmaier Arena
Capacity: 6,700
Chancellor: Dr. Victor J. Boschini, Jr.
Director of Athletics: Chris Del Conte
Ticket Office Phone: 817-257-3764
Website: www.gofrogs.com
Twitter: @TCUWBasketball

TEAM INFORMATION

Head Coach: Raegan Pebley
Alma Mater: Colorado '97
Record at School (Yrs): 95-61 (5 Years)
Career Record (Yrs): 251-246 (16 Years)
Associate Head Coach: Hanna Howard
Assistant Coaches: Britney Brown and Abi Olajuwon
Office Phone: 817-257-7962
2018-19 Record: 24-11
2018-19 Conference (Finish): 10-8 (6th)
2019 Postseason Results: Lost at Arizona, 59-53, in WNIT Semifinals
Letterwinners R/L: 10/3
Starters R/L: 3/2
Newcomers: 4

PLAYER INFORMATION

Starters Returning	Yr.	Pos.	Statistics
Kianna Ray	Sr.	G	10.2 ppg, 4.1 apg
Lauren Heard	Jr.	G	8.7 ppg, 4.5 rpg
Adeola Akomolafe	Sr.	F	3.9 ppg, 3.5 rpg
Others Returning	Yr.	Pos.	Statistics
Yummy Morris	So.	F	3.1 ppg, 2.1 rpg

SPORTS INFORMATION

SID Contact: Dameon Myres
Office Phone: 817-257-5367
E-Mail: D.Myres@tcu.edu
SID Fax: 817-257-7964
Press Row Phone: 817-257-7337

SERIES INFORMATION

Series Record: TCU leads the series, 8-7
Last Meeting: K-State won, 75-72 on Feb. 23, 2019, in Fort Worth
Current Streak: K-State won one
Mittie vs. TCU: 7-5

CURRENT K-STATE PLAYERS VS. TCU

JASAUEN BEARD

Date	ST	FG-A	3FG-A	FT-A	RB	PF	PTS	A	TO	BK	ST	MIN
TCU (1/30/19)	N	1-5	0-1	3-6	0-2-2	4	5	0	0	0	1	28
at TCU (2/23/19)	N	6-10	1-1	2-2	1-1-2	3	15	3	3	1	3	27
TOTALS	0/2	7-15	1-2	5-8	1-3-4	7	20	3	3	1	4	55

CHRISTIANNA CARR

Date	ST	FG-A	3FG-A	FT-A	RB	PF	PTS	A	TO	BK	ST	MIN
TCU (1/30/19)	Y	2-5	2-5	0-0	1-0-1	4	6	0	2	0	0	26
at TCU (2/23/19)	Y	1-9	1-5	2-2	1-1-2	2	5	1	3	0	1	25
TOTALS	2/2	3-14	3-10	2-2	2-1-3	6	11	1	5	0	1	51

CYMONA GOODRICH

Date	ST	FG-A	3FG-A	FT-A	RB	PF	PTS	A	TO	BK	ST	MIN
TCU (1/24/18)	N	0-1	0-0	0-0	0-2-2	1	0	0	1	0	0	12
at TCU (2/17/18)	N	1-3	0-0	0-0	0-0-0	1	2	1	2	0	0	13
TCU (1/30/19)	-	-	-	-	DNP - Injured	-	-	-	-	-	-	-
at TCU (2/23/19)	-	-	-	-	DNP - Injured	-	-	-	-	-	-	-
TOTALS	0/2	1-4	0-0	0-0	0-2-2	2	2	1	3	0	0	25

AYOKA LEE

Date	ST	FG-A	3FG-A	FT-A	RB	PF	PTS	A	TO	BK	ST	MIN
TCU (1/30/19)	N	-	-	-	DNP - Redshirt	-	-	-	-	-	-	-
at TCU (2/23/19)	N	-	-	-	DNP - Redshirt	-	-	-	-	-	-	-
TOTALS	-	-	-	-	-	-	-	-	-	-	-	-

LAURA MACKE

Date	ST	FG-A	3FG-A	FT-A	RB	PF	PTS	A	TO	BK	ST	MIN
TCU (1/30/19)	-	-	-	-	DNP - Coach's Decision	-	-	-	-	-	-	-
at TCU (2/23/19)	N	2-2	0-0	2-3	3-1-4	1	6	1	1	1	0	13
TOTALS	0/1	2-2	0-0	2-3	3-1-4	1	6	1	1	1	0	13

RACHEL RANKE

Date	ST	FG-A	3FG-A	FT-A	RB	PF	PTS	A	TO	BK	ST	MIN
TCU (1/24/18)	Y	6-14	4-11	0-0	0-6-6	2	16	1	0	0	0	35
at TCU (2/17/18)	Y	2-6	1-5	2-2	1-3-4	4	7	1	0	1	2	34
TCU (1/30/19)	Y	2-13	0-8	3-4	2-4-6	3	7	0	6	0	1	37
at TCU (2/23/19)	Y	3-12	1-8	0-0	0-2-2	2	7	1	1	0	2	32
TOTALS	4/4	13-45	6-32	5-6	3-15-18	11	37	3	7	1	5	138

ASHLEY RAY

Date	ST	FG-A	3FG-A	FT-A	RB	PF	PTS	A	TO	BK	ST	MIN
TCU (1/24/18)	-	-	-	-	DNP - Coach's Decision	-	-	-	-	-	-	-
at TCU (2/17/18)	N	0-0	0-0	0-0	0-0-0	0	0	0	0	0	0	2
TCU (1/30/19)	N	0-1	0-0	0-0	0-0-0	0	0	0	0	0	0	4
at TCU (2/23/19)	N	0-1	0-0	0-0	0-1-1	1	0	0	0	0	0	6
TOTALS	0/3	0-2	0-0	0-0	0-1-1	1	0	0	0	0	0	12

SAVANNAH SIMMONS

Date	ST	FG-A	3FG-A	FT-A	RB	PF	PTS	A	TO	BK	ST	MIN
TCU (1/30/19)	N	0-0	0-0	0-0	0-0-0	1	0	0	0	0	0	1
at TCU (2/23/19)	N	0-0	0-0	0-0	0-0-0	0	0	0	0	0	0	1
TOTALS	0/2	0-0	0-0	0-0	0-0-0	1	0	0	0	0	0	2

PEYTON WILLIAMS

Date	ST	FG-A	3FG-A	FT-A	RB	PF	PTS	A	TO	BK	ST	MIN
TCU (1/18/17)	Y	1-1	0-0	1-1	0-2-2	0	3	2	3	0	0	10
at TCU (2/18/17)	Y	1-2	0-0	0-0	2-1-3	0	2	2	2	0	0	18
TCU (1/24/18)	Y	5-7	1-1	0-0	3-2-5	5	11	0	1	1	0	27
at TCU (2/17/18)	Y	6-15	1-2	8-8	0-9-9	1	21	1	3	1	1	38
TCU (1/30/19)	Y	1-6	0-2	2-2	3-5-8	2	4	4	3	0	3	40
at TCU (2/23/19)	Y	8-12	0-1	2-3	2-7-9	3	18	2	4	2	1	37
TOTALS	6/6	22-43	2-6	13-14	10-26-36	11	59	11	16	4	5	170

ALISA WIGGINS

Date	ST	FG-A	3FG-A	FT-A	RB	PF	PTS	A	TO	BK	ST	MIN
TCU (1/24/18)	-	-	-	-	DNP - Coach's Decision	-	-	-	-	-	-	-
at TCU (2/17/18)	-	-	-	-	DNP - Coach's Decision	-	-	-	-	-	-	-
TCU (1/30/19)	-	-	-	-	DNP - Coach's Decision	-	-	-	-	-	-	-
at TCU (2/23/19)	-	-	-	-	DNP - Coach's Decision	-	-	-	-	-	-	-
TOTALS	-	-	-	-	-	-	-	-	-	-	-	-

* Denotes Big 12 Conference Tournament Game

GAMES **BAYLOR**
21 & 27 Saturday, Feb. 8 | 2 p.m. | Big 12 Now on ESPN+
 Bramlage Coliseum | Manhattan, Kan.
 Saturday, Feb. 29 | 6 p.m. | Big 12 Now on ESPN+
 Ferrell Center | Waco, Texas



Kim Mulkey
Head Coach



Lauren Cox
Sr., Forward



GENERAL INFORMATION

Location: Waco, Texas
Enrollment: 16,550
Nickname: Lady Bears
Colors: Green and Gold
Conference: Big 12
Home Arena: Ferrell Center
Capacity: 10,284
President: David E. Garland
Director of Athletics: Mack Rhoades
Ticket Office Phone: 254-710-1000
Website: www.baylorbears.com
Twitter: @BaylorAthletics

TEAM INFORMATION

Head Coach: Kim Mulkey
Alma Mater: Louisiana Tech '84
School Record (Yrs):
 576-99 (19 Years)
Career Record (Yrs): Same
Associate Head Coach: Bill Brock
Assistant Coaches: Sytia Messer and Kaylin Rice
Office Phone: 254-710-3947
2018-19 Record: 37-1
2018-19 Conference (Finish): 18-0 (1st)
2019 Postseason Results:
 Defeated Notre Dame, 82-81, in the 2019 NCAA Championship
Letterwinners R/L: 9/3
Starters R/L: 3/2
Newcomers: 3

PLAYER INFORMATION

Starters Returning	Yr.	Pos.	Statistics
Lauren Cox	Sr.	F	13.0 ppg, 8.3 rpg
Juicy Landrum	Sr.	G	11.1 ppg, 5.1 rpg
Didi Richards	Jr.	G	7.2 ppg, 3.7 rpg
Others Returning	Yr.	Pos.	Statistics
NaLyssa Smith	So.	F	8.4 ppg, 5.1 rpg
Queen Egbo	So.	C	5.4 ppg, 4.2 rpg
Moon Ursin	Jr.	G	4.0 ppg, 2.3 rpg

SPORTS INFORMATION

SID Contact: Kyle Roberts
Office Phone: 254-710-3042
E-Mail: Kyle_Roberts@baylor.edu
SID Fax: 254-710-1369
Press Row Phone: 254-710-3955

SERIES INFORMATION

Series Record: Baylor leads the series, 37-9
Last Meeting: Baylor won, 88-60 on March 10, 2019 in Oklahoma City
Current Streak: Baylor won 32
Mittie vs. Baylor: 1-19

CURRENT K-STATE PLAYERS VS. BAYLOR

JASAUEN BEARD

Date	ST	FG-A	3FG-A	FT-A	RB	PF	PTS	A	TO	BK	ST	MIN
at Baylor (1/9/19)	Y	3-8	1-2	1-3	2-0-2	4	8	0	0	0	0	24
Baylor (2/13/19)	N	3-10	0-2	4-4	2-4-6	3	10	0	4	0	1	24
vs. Baylor (3/10/19)*	N	3-8	1-1	2-2	1-1-2	5	9	1	1	0	0	16
TOTALS	1/3	9-26	2-5	7-9	5-5-10	12	27	1	5	0	1	64

CHRISTIANNA CARR

Date	ST	FG-A	3FG-A	FT-A	RB	PF	PTS	A	TO	BK	ST	MIN
at Baylor (1/9/19)	Y	2-12	1-8	0-0	2-5-7	3	5	3	1	1	1	30
Baylor (2/13/19)	Y	2-8	1-5	4-5	0-2-2	2	9	0	2	1	1	33
vs. Baylor (3/10/19)*	Y	3-14	2-6	4-4	2-1-3	2	12	0	2	0	1	27
TOTALS	3/3	7-34	4-19	8-9	4-8-12	7	26	3	5	2	3	90

CYMONE GOODRICH

Date	ST	FG-A	3FG-A	FT-A	RB	PF	PTS	A	TO	BK	ST	MIN
Baylor (12/28/17)	N	1-3	1-1	0-0	0-0-0	0	3	0	1	0	0	9
at Baylor (1/20/18)	N	2-8	2-4	0-0	0-1-1	1	6	0	0	0	0	23
vs. Baylor (3/3/18)*	N	2-5	1-2	3-3	0-2-2	0	8	2	1	0	2	23
at Baylor (1/9/19)	-	-	-	-	-	-	-	-	-	-	-	-
Baylor (2/13/19)	-	-	-	-	-	-	-	-	-	-	-	-
vs. Baylor (3/10/19)*	-	-	-	-	-	-	-	-	-	-	-	-
TOTALS	0/3	5-16	4-7	3-3	0-3-3	1	17	2	2	0	2	55

AYOKA LEE

Date	ST	FG-A	3FG-A	FT-A	RB	PF	PTS	A	TO	BK	ST	MIN
at Baylor (1/9/19)	-	-	-	-	-	-	-	-	-	-	-	-
Baylor (2/13/19)	-	-	-	-	-	-	-	-	-	-	-	-
vs. Baylor (3/10/19)*	-	-	-	-	-	-	-	-	-	-	-	-
TOTALS	-	-	-	-	-	-	-	-	-	-	-	-

LAURA MACKIE

Date	ST	FG-A	3FG-A	FT-A	RB	PF	PTS	A	TO	BK	ST	MIN
at Baylor (1/9/19)	N	1-3	1-3	1-2	0-3-3	1	4	1	2	0	0	21
Baylor (2/13/19)	N	2-3	0-0	0-0	1-0-1	0	4	0	1	0	0	13
vs. Baylor (3/10/19)*	N	0-1	0-0	2-2	0-0-0	1	2	0	0	0	0	18
TOTALS	0/3	3-7	1-3	3-4	1-3-4	2	10	1	3	0	0	52

RACHEL RANKE

Date	ST	FG-A	3FG-A	FT-A	RB	PF	PTS	A	TO	BK	ST	MIN
Baylor (12/28/17)	N	3-8	3-8	0-0	0-2-2	1	9	1	0	0	1	28
at Baylor (1/20/18)	Y	0-9	0-8	0-0	0-2-2	3	0	1	0	0	0	29
vs. Baylor (3/3/18)*	Y	1-10	1-8	2-2	0-2-2	2	5	2	0	0	0	37
at Baylor (1/9/19)	Y	2-8	2-5	1-2	0-2-2	1	7	1	1	0	0	37
Baylor (2/13/19)	Y	2-8	2-7	0-0	0-1-1	2	6	1	1	1	2	33
vs. Baylor (3/10/19)*	Y	4-12	2-6	0-0	0-3-3	0	10	3	2	1	3	37
TOTALS	5/6	12-55	10-42	3-4	0-12-12	9	37	9	4	2	6	201

ASHLEY RAY

Date	ST	FG-A	3FG-A	FT-A	RB	PF	PTS	A	TO	BK	ST	MIN
Baylor (12/28/17)	Y	0-3	0-0	0-0	1-1-2	2	0	0	0	0	0	18
at Baylor (1/20/18)	N	0-1	0-0	0-0	1-0-1	0	0	0	0	0	1	14
vs. Baylor (3/3/18)*	N	0-0	0-0	0-0	0-0-0	4	0	0	1	0	0	15
at Baylor (1/9/19)	N	0-0	0-0	0-0	1-0-1	0	0	0	0	0	0	5
Baylor (2/13/19)	N	0-0	0-0	0-0	0-0-0	1	0	0	0	0	0	4
vs. Baylor (3/10/19)*	N	0-0	0-0	0-2	0-0-0	1	0	0	0	0	0	9
TOTALS	1/6	0-4	0-0	0-2	3-1-4	8	0	0	1	0	1	65

SAVANNAH SIMMONS

Date	ST	FG-A	3FG-A	FT-A	RB	PF	PTS	A	TO	BK	ST	MIN
at Baylor (1/9/19)	N	0-0	0-0	0-0	0-1-1	1	0	0	0	0	0	4
Baylor (2/13/19)	N	0-0	0-0	0-0	0-0-0	0	0	0	0	0	0	6
vs. Baylor (3/10/19)*	N	0-0	0-0	0-0	0-0-0	0	0	0	1	0	0	3
TOTALS	0/3	0-0	0-0	0-0	0-1-1	1	0	0	1	0	0	13

PEYTON WILLIAMS

Date	ST	FG-A	3FG-A	FT-A	RB	PF	PTS	A	TO	BK	ST	MIN
at Baylor (12/29/16)	N	1-3	0-0	1-2	1-2-3	0	3	0	1	1	0	21
Baylor (1/25/17)	Y	0-1	0-0	1-4	0-2-2	2	1	1	1	0	0	17
vs. Baylor (3/5/17)*	Y	1-5	0-0	0-0	1-3-4	1	2	0	0	0	1	19
Baylor (12/28/17)	Y	5-11	2-4	1-2	4-5-9	1	13	0	2	1	0	33
at Baylor (1/20/18)	Y	4-9	0-2	1-1	1-2-3	2	9	1	0	1	0	34
vs. Baylor (3/3/18)*	Y	3-8	2-4	2-2	3-3-6	4	10	1	2	2	1	30
at Baylor (1/9/19)	Y	7-17	2-6	2-2	1-9-10	2	18	0	1	1	3	40-
Baylor (2/13/19)	Y	4-14	1-6	2-2	2-4-6	3	11	1	4	1	3	34
vs. Baylor (3/10/19)*	Y	2-8	0-4	8-9	3-4-7	3	12	0	3	0	1	34
TOTALS	8/9	27-76	7-26	18-24	16-34-50	18	79	4	14	7	9	262

ALISA WIGGINS

Date	ST	FG-A	3FG-A	FT-A	RB	PF	PTS	A	TO	BK	ST	MIN
Baylor (12/28/17)	N	0-0	0-0	0-0	0-0-0	0	0	0	0	0	0	1
at Baylor (1/20/18)	-	-	-	-	-	-	-	-	-	-	-	-
vs. Baylor (3/3/18)*	N	0-0	0-0	0-0	0-0-0	0	0	0	0	0	0	2
at Baylor (1/9/19)	-	-	-	-	-	-	-	-	-	-	-	-
Baylor (2/13/19)	N	0-0	0-0	0-0	0-1-1	0	0	0	0	0	0	2
vs. Baylor (3/10/19)*	-	-	-	-	-	-	-	-	-	-	-	-
TOTALS	0/3	0-0	0-0	0-0	0-1-1	0	0	0	0	0	0	5

* Denotes Big 12 Conference Tournament Game

School	First/Last Meeting	W-L	School	First/Last Meeting	W-L	School	First/Last Meeting	W-L	School	First/Last Meeting	W-L
Abilene Christian	2014/2015	2-0	Houston	1977/1977	1-0	Northwestern State	1973/1973	0-1	Texas Tech	1978/2019	23-13
Air Force	1980/1980	1-0	Idaho	1995/1999	3-0	Notre Dame	2003/2012	0-2	Texas Southern	2000/2012	2-0
Akron	2015/2015	1-0	Idaho State	2006/2012	2-0	Ohio	1995/1996	0-2	Texas Women's College	1973/1979	2-0
Alabama	1999/2005	1-1	Illinois	1981/2012	3-0	Ohio State	1975/1998	2-4	Towson	1970/1970	1-0
Alabama State	1990/1999	2-0	Illinois-Chicago	1991/1992	0-2	Oklahoma	1976/2019	28-39	Tulane	2007/2007	0-1
Alcorn State	2006/2008	2-0	Illinois State	1975/2012	8-1	Oklahoma City	1981/1981	1-0	Tulsa	1980/2016	4-0
Altus Junior College	1973/1973	1-0	Immaculata College	1974/1975	0-2	Oklahoma State	1976/2019	38-33	UC Davis	2009/2018	2-1
American	1986/1986	1-0	Indiana	1991/1991	0-1	Old Dominion	1979/2002	2-3	UCLA	1978/2017	0-4
Arizona State	1988/2018	1-3	Indiana State	2008/2010	2-1	Oral Roberts	1984/2014	6-2	UC Santa Barbara	1986/2013	3-0
Arkansas	1982/2009	3-2	IUPUI	2001-2001	1-0	Oregon	1999/1999	0-1	UC Riverside	2013/2013	1-0
Arkansas-Pine Bluff	2003/2012	2-0	Iowa	1979/2011	4-1	Oregon State	1983/1983	0-1	UMKC	1986/2018	9-3
Arkansas State	1994/2009	2-4	Iowa State	1974/2019	52-41	Pacific Christian	1981/1981	1-0	UNLV	1976/2012	4-2
Army	1998/1998	1-0	Jackson State	1981/1981	1-0	Parsons College	1971/1971	0-4	USC	2003/2003	1-0
Auburn	2007/2016	2-0	Jacksonville	2008/2008	1-0	Penn State	2003/2017	2-1	Utah	1977/2018	3-4
Ball State	2003/2012	2-0	J.F. Kennedy College	1970/1975	1-3	Penn	1991/1991	0-1	UTEP	1996/2016	4-3
Baylor	1972/2019	9-37	Kansas	1969/2019	74-47	Pepperdine	1980/2005	2-0	Valdosta State	1979/1979	0-1
Benedictine College	1972/1974	4-0	Kent State	1998/2002	2-1	Pfeiffer	1978/1978	1-0	Valparaiso	2004/2004	1-0
Bethany College	1974/1975	2-0	Lafayette	1992/1992	1-0	Phillips	1973/1977	2-3	Vanderbilt	2005/2018	1-2
Bethel College	1969/1970	5-0	Lamar	1972/2018	5-0	Pittsburg State	1969/1981	3-0	Vermont	2000/2010	2-0
Boise State	1975/1975	1-0	Liberty	2005/2005	0-1	Pittsburgh	1981/1981	1-0	Villanova	2005/2005	1-0
Boston University	1980/1981	1-1	Lipscomb	2007/2007	1-0	Portland State	1983/1983	1-0	Virginia	2013/2013	1-0
Bowling Green	1989/2005	2-0	Little Rock	1987/2018	3-1	Princeton	2000/2018	4-0	Virginia State	1981/1981	1-0
Bradley	1995/1996	2-0	Long Beach State	1973/1990	1-3	Purdue	1991/2011	0-4	Washburn	1972/2004	6-0
BYU	1978/2011	3-0	LSU	1976/2016	4-2	Queens	1971/1971	1-0	Washington	2007/2008	2-0
Cal Poly Pomona	1979/1979	1-0	Louisville	2008/2008	0-1	Quincy	1993/1993	1-0	Washington State	1980/2009	4-0
Cal State Fullerton	1982/1986	2-0	Louisiana Tech	1977/2007	2-6	Radford	1988/1988	0-1	Wayland Baptist	1969/1981	3-10
Central Arkansas	2009/2018	2-0	Loyola	2001/2001	1-0	Ranger JC	1969/1970	0-2	Wayne State	1970/1976	3-4
Central Connecticut St.	2005/2005	1-0	Loyola-Chicago	1992/1993	2-0	Rhode Island	1976/1976	1-0	Weatherford JC	1976/1976	1-0
Central Michigan	1976/1985	3-0	Loyola Marymount	1986/2007	2-0	Rice	2006/2006	1-0	Weber State	2003/2006	2-0
Central Missouri	1972/1988	13-7	Luther College	1977/1977	1-0	Richmond	2001/2001	1-0	West Texas State	1970/1970	1-0
Chapman College	1987/1987	1-0	Marist	2011/2011	1-0	Rockhurst College	1987/1987	1-0	West Virginia	2013/2019	5-11
Charlotte	2012/2013	2-0	Martin Luther King	1974/1974	1-0	Rutgers	1980/1980	0-1	Western Carolina	1970/1970	0-1
Chattanooga	1999/2008	2-0	Marquette	1997/2006	1-1	St. Bonaventure	1993/1993	1-0	Western Illinois	1986/2015	7-0
Cheyney State	1980/1982	1-1	Maryland	1989/1989	0-1	St. Mary of the Plains	1975/1987	2-0	Western Kentucky	1986/2006	1-1
Chicago State	2015/2017	3-0	Marymount College	1969/1981	4-0	St. John's	2010/2010	1-0	Western Michigan	2000/2003	3-0
Claremore JC	1975/1975	1-0	McPherson College	1970/1973	6-2	Saint Joseph's (Pa.)	1997/2006	1-2	Wichita State	1971/2014	41-8
Clemson	1978/1990	2-1	Memphis	1980/1996	2-2	Saint Mary's (Calif.)	1993/1993	0-1	William Jewell	2014/2014	1-0
Cleveland State	1988/1988	1-0	Mercer	1991/1991	1-0	Saint Louis	1992/2018	3-0	William Penn	1974/1977	3-9
College of Charleston	2010/2010	1-0	Miami (Ohio)	1991/1991	0-1	Saint Peter's (N.J.)	2006/2006	1-0	Wisconsin-Green Bay	1991/2007	4-2
Colorado	1979/2011	35-33	Michigan	1994/2019	1-2	Sacramento State	1994/2003	3-0	Wisconsin-La Crosse	1976/1976	1-0
Colorado State	1988/1988	1-0	Michigan State	2007/2007	0-1	Sam Houston State	2015/2015	1-0	Wyoming	1979/2007	4-3
Connecticut	2012/2016	0-3	Middle Tennessee State	2001/2010	2-1	Samford	2014/2014	1-0	Yale	1997/2010	2-0
Creighton	1980/2009	15-5	Midland Lutheran	1972/1974	2-0	San Diego State	1990/1998	2-1	2019-20 Opponents in BOLD		
Dartmouth	2010/2011	2-0	Minnesota	1977/2004	11-6	Santa Clara	1998/2006	3-0			
DePaul	1997/2018	0-2	Mississippi	1977/1977	0-1	Seminole Junior College	1970/1971	0-4			
Delaware State	2006/2006	1-0	Mississippi Gulf Coast JC	1977/1977	1-0	Seton Hall	1980/1980	1-0			
Detroit	1981/2006	4-0	Mississippi State	1982/1982	0-1	Simpson	1977/1977	1-0			
Dickinson State	1972/1974	2-0	Mississippi Valley St.	2006/2012	2-0	SMU	1990/2013	1-1			
District of Columbia	1994/1994	1-0	Missouri	1976/2017	45-38	South Alabama	1988/1988	1-0			
Drake	1978/2017	13-5	Missouri-Rolla	1992/1995	4-0	South Carolina	1973/2016	2-2			
Drexel	2009/2009	1-0	Missouri-St. Louis	1993/1993	1-0	South Dakota	1981/2015	5-0			
Duke	2005/2005	0-1	Missouri State	1972/2011	13-3	South Dakota State	1973/2011	5-0			
East Carolina	1973/1973	1-0	Missouri Western	1992/1992	1-0	South Florida	2000/2000	1-0			
Eastern Illinois	1994/1994	1-0	Montana	1983/1989	2-1	Southern	1997/2015	2-0			
Eastern Kentucky	1998/1998	1-0	Montclair State	1976/1976	0-1	Southern Connecticut St.	1973/1976	0-2			
Eastern Michigan	1998/1999	2-0	Nebraska	1975/2011	46-33	Southern Illinois	1971/2007	3-0			
Eastern Washington	1989/1989	1-0	Nebraska-Omaha	1977/2018	5-0	SIUE	2014/2014	1-0			
Elon	2006/2006	1-0	Nevada	1996/1996	1-0	Southern State College	1969/1969	0-1			
Emporia State	1969/2006	9-0	New Hampshire	1992/2005	2-0	Southern Utah	2007/2007	1-0			
Florida	1996/1996	0-1	New Mexico	1977/1980	2-2	Southeast Missouri St.	2003/2003	1-0			
Florida A&M	2017/2017	1-0	Nicholls State	1990/1996	2-0	Southwestern College	1969/1971	3-0			
Florida Atlantic	2015/2015	1-0	Northern Arizona	2001/2001	1-0	Stanford	2003/2017	0-2			
Florida International	1988/2006	1-1	North Carolina	1971/1971	0-1	Stephen F. Austin	1972/2017	4-2			
Fordham	1980/1980	1-0	North Carolina State	1999/2016	1-2	Syracuse	2018/2018	0-1			
Fort Hays State	1970/1976	12-2	UNC Wilmington	1992/2006	2-0	TCU	1999/2019	7-8			
Fresno State	2006/2006	1-0	North Dakota	2010/2010	1-0	Temple	2003/2003	1-0			
George Washington	1995/2016	1-1	North Dakota State	1985/2011	2-0	Temple JC	1976/1976	1-0			
Georgia	1983/1983	0-1	North Texas	1983/2018	3-0	Tennessee	1977/1985	0-4			
Georgia Tech	2001/2003	2-0	Northeast Louisiana	1984/1984	0-1	Tennessee Tech	1977/1977	0-2			
Georgia State	1989/2001	3-0	Northeastern Illinois	1994/1994	1-0	Tennessee State	1999/2013	3-0			
Grambling State	1984/2014	10-0	Northern Arizona	1988/1988	1-0	Texas	1982/2019	16-22			
Grand View College	1974/1976	3-2	Northern Illinois	1984/2003	4-0	Texas A&M	1976/2012	13-9			
Hampton	1996/2014	2-1	Northern Iowa	1992/2018	2-2	Texas A&M-Corpus Christi	2000/2000	1-0			
Harvard	2001/2003	2-0	Northern Oklahoma JC	1973/1973	1-0	Texas-Arlington	2008/2017	5-0			
Haskell JC	1972/1974	4-0	Northwest Missouri St.	1972/1978	3-3	UTRGV	1987/2015	3-0			
High Point	1978/1978	1-0	Northwest Oklahoma St.	1977/1977	1-0	Texas-San Antonio	2003/2010	2-1			
Hofstra	2011/2011	0-1	Northwestern	1983/2011	3-3	Texas State	1972/2007	2-0			

AMERICA EAST	FIRST/LAST	RECORD
New Hampshire	1992/2005	2-0
Vermont	2000/2010	2-0
TOTALS		4-0

AMERICAN ATHLETIC	FIRST/LAST	RECORD
Connecticut	2012/2016	0-3
Houston	1977/1977	1-0
Memphis	1980/1996	2-2
South Florida	2000/2000	1-0
SMU	1990/2013	1-1
Temple	2003/2003	1-0
Tulsa	1980/2016	4-0
Wichita State	1971/2014	41-8
TOTALS		51-14

ATLANTIC 10	FIRST/LAST	RECORD
Fordham	1980/1980	1-0
George Washington	1995/2016	1-1
Rhode Island	1976/1976	1-0
Richmond	2001/2001	1-0
St. Bonaventure	1993/1993	1-0
Saint Joseph's	1997/2005	1-2
Saint Louis	1992/2018	3-0
TOTALS		10-3

ATLANTIC COAST	FIRST/LAST	RECORD
Clemson	1978/1990	2-1
Duke	2005/2005	0-1
Georgia Tech	2001/2003	2-0
Louisville	2008/2008	0-1
North Carolina	1971/1971	0-1
North Carolina State	1999/2016	1-2
Notre Dame	2003/2012	0-2
Pittsburgh	1981/1981	1-0
Syracuse	2018/2018	0-1
Virginia	2013/2013	1-0
TOTALS		7-9

ATLANTIC SUN	FIRST/LAST	RECORD
Jacksonville	2008/2008	1-0
Lipscomb	2007/2007	1-0
Mercer	1991/1991	1-0
TOTALS		3-0

BIG 12	FIRST/LAST	RECORD
Baylor	1972/2019	9-37
Iowa State	1974/2019	52-41
Kansas	1969/2019	74-47
Oklahoma	1976/2019	28-39
Oklahoma State	1976/2019	38-33
TCU	1999/2019	7-8
Texas	1982/2019	16-22
Texas Tech	1978/2019	23-13
West Virginia	2013/2019	5-11
TOTALS		386-357* ^

BIG EAST	FIRST/LAST	RECORD
Creighton	1980/2009	15-5
DePaul	1997/2018	0-2
Marquette	1997/2006	1-1
St. John's	2010/2010	1-0
Seton Hall	1980/1980	1-0
Villanova	2005/2005	1-0
TOTALS		19-8

BIG SKY	FIRST/LAST	RECORD
Eastern Washington	1989/1989	1-0
Idaho State	2006/2012	2-0
Montana	1983/1989	2-1
North Dakota	2010/2010	1-0
Northern Arizona	1988/2001	2-0
Portland State	1983/1983	1-0
Sacramento State	1994/2003	3-0
Southern Utah	2007/2007	1-0
Weber State	2003/2006	2-0
TOTALS		15-1

BIG SOUTH	FIRST/LAST	RECORD
Liberty	2005/2005	0-1
Radford	1988/1988	0-1
TOTALS		0-2

BIG TEN	FIRST/LAST	RECORD
Illinois	1981/2013	3-0
Indiana	1991/1991	0-1
Iowa	1979/2010	4-1
Maryland	1989/1989	0-1
Michigan	1994/2018	1-2
Michigan State	2007/2007	0-1
Minnesota	1977/2004	11-6
Nebraska	1975/2011	46-33*
Northwestern	1983/2011	3-3
Ohio State	1975/1998	2-4
Penn State	2003/2017	2-1
Purdue	1991/2011	0-4
Rutgers	1980/1980	0-1
Wisconsin	2006/2006	0-1
TOTALS		72-59*

BIG WEST	FIRST/LAST	RECORD
Cal State Fullerton	1982/1986	2-0
Hawaii	2009/2009	0-1
Long Beach State	1973/1990	1-3
UC Davis	2009/2018	2-1
UC Riverside	2013/2013	1-0
UC Santa Barbara	1986/2013	3-0
TOTALS		9-5

COLONIAL	FIRST/LAST	RECORD
College of Charleston	2010/2010	1-0
Drexel	2009/2009	1-0
Hofstra	2011/2011	0-1
UNC Wilmington	1992/2006	2-0
Towson	1970/1970	1-0
VCU	2009/2009	1-0
TOTALS		6-1

CONFERENCE USA	FIRST/LAST	RECORD
Charlotte	2012/2013	2-0
East Carolina	1973/1973	1-0
Florida Atlantic	2015/2015	1-0
Florida International	1988/2006	1-1
Louisiana Tech	1977/2006	2-6
Middle Tennessee State	2001/2010	2-1
North Texas	1983/2018	3-0
Old Dominion	1979/2002	2-3
Rice	2006/2006	1-0
Tulane	2007/2007	0-1
UTEP	1996/2016	4-3
UTSA	2003/2010	3-1
TOTALS		24-16

HORIZON	FIRST/LAST	RECORD
Cleveland State	1988/1988	1-0
Detroit	1981/2006	4-0
Green Bay	1991/2007	4-2
Illinois-Chicago	1991/1992	0-2
TOTALS		9-4

IVY LEAGUE	FIRST/LAST	RECORD
Dartmouth	2010/2011	2-0
Harvard	2001/2003	2-0
Penn	1991/1991	0-1
Princeton	2000/2018	4-0
Yale	1997/2010	2-0
TOTALS		10-1

METRO ATLANTIC	FIRST/LAST	RECORD
Marist	2011/2011	1-0
St. Peter's (N.J.)	2006/2006	1-0
TOTALS		2-0

MID-AMERICAN	FIRST/LAST	RECORD
Akron	2015/2015	1-0
Ball State	2003/2012	2-0
Bowling Green	1989/2005	2-0
Central Michigan	1976/1985	3-0
Eastern Michigan	1998/1999	2-0
Kent State	1998/2002	2-1
Miami (Ohio)	1991/1991	0-1
Northern Illinois	1984/2003	4-0
Ohio	1995/1996	0-2
Western Michigan	2000/2003	3-0
TOTALS		19-4

MID-EASTERN	FIRST/LAST	RECORD
Delaware State	2006/2006	1-0
Florida A&M	2017/2017	1-0
Hampton	1996/2014	2-1
TOTALS		4-1

MISSOURI VALLEY	FIRST/LAST	RECORD
Bradley	1995/1996	2-0
Drake	1978/2016	13-5
Illinois State	1975/2012	8-1
Indiana State	2008/2010	2-1
Loyola-Chicago	1992/1993	2-0
Missouri State	1972/2009	13-3
Northern Iowa	1992/2018	2-2
Southern Illinois	1971/2007	3-0
Valparaiso	2004/2004	1-0
TOTALS		45-12

MOUNTAIN WEST	FIRST/LAST	RECORD
Boise State	1975/1975	1-0
Colorado State	1988/1988	1-0
Fresno State	2006/2006	1-0
Nevada	1996/1996	1-0
New Mexico	1977/1980	2-2
San Diego State	1990/1998	2-1
UNLV	1976/2012	4-2
Wyoming	1979/2007	4-3
TOTALS		17-9

NORTHEAST	FIRST/LAST	RECORD
Central Connecticut State	2005/2005	1-0
TOTALS		1-0

OHIO VALLEY	FIRST/LAST	RECORD
Eastern Illinois	1994/1994	1-0
Eastern Kentucky	1998/1998	1-0
SIUE	2014/2014	1-0
Southeast Missouri State	2003/2003	1-0
Tennessee State	2000/2013	3-0
Tennessee Tech	1977/1977	0-2
TOTALS		7-2

PACIFIC-12	FIRST/LAST	RECORD
Arizona State	1988/2018	1-3
Colorado	1979/2011	35-33*
Oregon	1999/1999	0-1
Oregon State	1983/2001	1-1
Stanford	2003/2016	0-2
UCLA	1978/2017	0-4
USC	2003/2003	1-0
Utah	1977/2018	3-4
Washington	2007/2008	2-0
Washington State	1980/2009	3-0
TOTALS		47-48*

PATRIOT LEAGUE	FIRST/LAST	RECORD
American	1986/1986	1-0
Army	1998/1998	1-0
Boston University	1980/1981	1-1
Lafayette	1992/1992	1-0
Loyola (Md.)	2001/2001	1-0
TOTALS		5-1

SOUTHEASTERN	FIRST/LAST	RECORD
Alabama	1999/2005	1-1
Arkansas	1982/2009	3-2
Auburn	2007/2016	2-0
Florida	1996/1996	0-1
Georgia	1983/1983	0-1
LSU	1976/2016	4-2
Mississippi	1977/1977	0-1
Mississippi State	1982/1982	0-1
Missouri	1976/2017	45-38*
South Carolina	1973/2016	2-2
Tennessee	1977/1985	0-4
Texas A&M	1976/2012	13-9*
Vanderbilt	2005/2018	1-2
TOTALS		71-64*

SOUTHERN	FIRST/LAST	RECORD
Chattanooga	1999/2008	2-0
Elon	2006/2006	1-0
Samford	2014/2014	1-0
Western Carolina	1970/1970	0-1
TOTALS		4-1

SOUTHLAND	FIRST/LAST	RECORD
Ablene Christian	2014/2015	2-0
Central Arkansas	2009/2018	2-0
Lamar	1972/2018	5-0
Nicholls State	1990/1996	2-0
Northwestern State	1973/1973	0-1
Sam Houston State	2015/2015	1-0
Stephen F. Austin	1972/2017	4-2
Texas A&M-Corpus Christi	2000/2000	1-0
TOTALS		17-3

SWAC	FIRST/LAST	RECORD
Alabama State	1990/1999	2-0
Alcorn State	2006/2008	2-0
Arkansas-Pine Bluff	2003/2012	2-0
Grambling State	1984/2014	10-0
Jackson State	1981/1981	1-0
Mississippi Valley State	2006/2012	2-0
Southern	1998/2015	2-0
Texas Southern	2000/2012	2-0
TOTALS		22-0

THE SUMMIT LEAGUE	FIRST/LAST	RECORD
North Dakota State	1985/2011	2-0
Omaha	1977/2018	5-0
Oral Roberts	1984/2014	6-2
South Dakota	1981/2015	5-0
South Dakota State	1973/2011	5-0
Western Illinois	1986/2015	7-0
TOTALS		30-2

SUN BELT	FIRST/LAST	RECORD
Arkansas State	1994/2009	2-4
Georgia State	1989/2001	3-0
Little Rock	2007/2018	3-0
Louisiana-Monroe	1984/1984	0-1
South Alabama	1988/1988	1-0
UT-Arlington	2008/2017	5-0
Western Kentucky	1986/2006	1-1
TOTALS		15-6

WEST COAST	FIRST/LAST	RECORD
BYU	1978/2011	3-0
Loyola Marymount	1986/2007	2-0
Pepperdine	1980/2005	2-0
Saint Mary's (Calif.)	1993/1993	0-1
Santa Clara	1998/2006	3-0
TOTALS		8-1

WESTERN ATHLETIC	FIRST/LAST	RECORD
Chicago State	2015/2017	3-0
Idaho	1995/1999	3-0
Texas State	1972/2007	2-0
UT Rio Grande Valley	1987/2015	3-0
UMKC	1986/2018	9-3
TOTALS		19-3

* - Includes games against former Big 12 members
 ^ - includes Big Eight & Big 12 Championship games

K-STATE RECORD BY STATE

Kansas State women's basketball has played a regular season or tournament game in 43 of the 50 states in the US, adding Kentucky to the list on March 22, 2019.

The states K-State women's basketball has not played a game in are: Alaska, Delaware, Hawaii, Maine, North Dakota, Rhode Island and Vermont. K-State has played regular season games in the Bahamas, Mexico and the US Virgin Islands.

Includes any home, road or neutral site game played on the soil of that state and the District of Columbia.

State.....	W.....	L.....	Pct.....
Alabama.....	0.....	1.....	.000
Arizona.....	2.....	1.....	.667
Arkansas.....	2.....	4.....	.333
California.....	15.....	7.....	.682
Colorado.....	16.....	16.....	.500
Connecticut.....	3.....	5.....	.375
District of Columbia.....	1.....	1.....	.500
Florida.....	7.....	2.....	.778
Georgia.....	4.....	2.....	.667
Idaho.....	1.....	1.....	.500
Illinois.....	14.....	7.....	.667
Indiana.....	1.....	1.....	.500
Iowa.....	28.....	36.....	.438
Kansas.....	606.....	223.....	.731
Kentucky.....	0.....	1.....	.000
Louisiana.....	5.....	6.....	.455
Maryland.....	2.....	0.....	1.000
Massachusetts.....	1.....	1.....	.500
Michigan.....	2.....	2.....	.500
Minnesota.....	9.....	10.....	.474
Mississippi.....	0.....	1.....	.000
Missouri.....	49.....	49.....	.500
Montana.....	1.....	1.....	.500
Nebraska.....	23.....	29.....	.442
Nevada.....	8.....	8.....	.500
New Hampshire.....	2.....	0.....	1.000
New Jersey.....	3.....	2.....	.600
New Mexico.....	4.....	2.....	.667
New York.....	6.....	2.....	.750
North Carolina.....	7.....	2.....	.778
Ohio.....	2.....	6.....	.250
Oklahoma.....	31.....	54.....	.365
Oregon.....	2.....	1.....	.667
Pennsylvania.....	3.....	1.....	.750
South Carolina.....	3.....	1.....	.750
South Dakota.....	3.....	1.....	.750
Tennessee.....	4.....	6.....	.400
Texas.....	38.....	61.....	.384
Utah.....	1.....	4.....	.200
West Virginia.....	1.....	6.....	.143
Virginia.....	3.....	4.....	.429
Washington.....	3.....	1.....	.750
Wisconsin.....	2.....	4.....	.333
Wyoming.....	1.....	2.....	.333

Abilene Christian **K-State leads 2-0**
H: 2-0 A: 0-0 N: 0-0
11/16/15.....W.....76-45.....Manhattan, Kan.
12/22/14.....W.....68-53.....Manhattan, Kan.

Air Force **K-State leads 1-0**
H: 0-0 A: 0-0 N: 1-0
1/3/80.....W.....92-52.....Wichita, Kan.

Akron **K-State leads 1-0**
H: 1-0 A: 0-0 N: 0-0
3/19/15.....W.....86-68+.....Manhattan, Kan.
+ Postseason WNIT

Alabama **Series Tied 1-1**
H: 0-0 A: 0-0 N: 1-1
12/18/04.....W.....71-52.....Springfield, Mo.
11/26/99.....L.....72-73.....Cancun, Mexico

Alabama State **K-State leads 2-0**
H: 2-0 A: 0-0 N: 0-0
12/3/99.....W.....80-32.....Manhattan, Kan.
11/23/90.....W.....103-57.....Manhattan, Kan.

Alcorn State **K-State leads 2-0**
H: 2-0 A: 0-0 N: 0-0
12/5/08.....W.....80-22.....Manhattan, Kan.
12/2/06.....W.....81-41.....Manhattan, Kan.

Altus Junior College **K-State leads 1-0**
H: 0-0 A: 1-0 N: 0-0
11/22/73.....W.....31-22.....Enid, Okla.

American **K-State leads 1-0**
H: 0-0 A: 0-0 N: 1-0
12/5/86.....W.....54-51.....Ruston, La.

Arizona State **ASU leads 3-1**
H: 0-0 A: 0-1 N: 1-2
12/16/18.....L.....51-65.....LaCrosse, Wis.
11/28/03.....W.....59-50.....Freeport, Bahamas
11/25/01.....L.....58-76.....St. Thomas, V.I.
1/4/88.....L.....73-75.....Tempe, Ariz.

Arkansas **K-State leads 3-2**
H: 3-0 A: 0-2 N: 0-0
12/2/09.....L.....58-60.....Fayetteville, Ark.
12/6/08.....W.....65-56.....Manhattan, Kan.
3/17/02.....W.....82-68#.....Manhattan, Kan.
11/26/82.....W.....86-79.....Manhattan, Kan.
1/2/82.....L.....53-68.....Fayetteville, Ark.
NCAA Midwest Second Round

Arkansas-Pine Bluff **K-State leads 2-0**
H: 2-0 A: 0-0 N: 0-0
11/11/12.....W.....89-55.....Manhattan, Kan.
12/2/02.....W.....115-37.....Manhattan, Kan.

Arkansas State **ASU leads 4-2**
H: 1-1 A: 1-2 N: 0-1
11/16/09.....L.....73-77 (OT).....Manhattan, Kan.
11/25/08.....W.....69-58.....Jonesboro, Ark.
3/11/99.....L.....70-83#.....Jonesboro, Ark.
12/3/96.....L.....64-73 (OT).....Jonesboro, Ark.
12/31/95.....W.....63-58 ^.....Manhattan, Kan.
12/9/94.....L.....55-60.....Washington, D.C.
Postseason WNIT

Army **K-State leads 1-0**
H: 1-0 A: 0-0 N: 0-0
12/4/98.....W.....87-58.....Manhattan, Kan.

Auburn **K-State leads 2-0**
H: 2-0 A: 0-0 N: 0-0
12/1/16.....W.....71-66.....Manhattan, Kan.
3/25/07.....W.....67-54 +.....Manhattan, Kan.
+ Postseason WNIT
! Preseason WNIT

Ball State **K-State leads 2-0**
H: 2-0 A: 0-0 N: 0-0
3/28/13.....W.....60-48+.....Manhattan, Kan.
11/15/02.....W.....71-61!.....Manhattan, Kan.
+ Postseason WNIT

Baylor **Baylor leads 37-9**
H: 4-11 A: 1-15 N: 4-11
3/10/19.....L.....60-88%.....Oklahoma City, Okla.
2/13/19.....L.....48-71.....Manhattan, Kan.

1/9/19.....L.....50-65.....Waco, Texas
3/3/18.....L.....54-83%.....Oklahoma City, Okla.
1/20/18.....L.....50-75.....Waco, Texas
12/28/17.....L.....58-88.....Manhattan, Kan.
3/5/17.....L.....71-88%.....Oklahoma City, Okla.
1/25/17.....L.....49-91.....Manhattan, Kan.
12/29/16.....L.....57-87.....Waco, Texas
2/27/16.....L.....52-63.....Manhattan, Kan.
2/3/16.....L.....52-87.....Waco, Texas
3/7/15.....L.....70-82%.....Dallas, Texas
1/24/15.....L.....46-68.....Waco, Texas
1/6/15.....L.....44-74.....Manhattan, Kan.
1/22/14.....L.....48-71.....Waco, Texas
1/2/14.....L.....62-92.....Manhattan, Kan.
3/9/13.....L.....47-80%.....Dallas, Texas
3/4/13.....L.....68-90.....Waco, Texas
1/16/13.....L.....69-90.....Manhattan, Kan.
3/9/12.....L.....65-86%.....Kansas City, Mo.
2/4/12.....L.....41-70.....Manhattan, Kan.
1/21/12.....L.....41-76.....Waco, Texas
3/11/11.....L.....53-86%.....Kansas City, Mo.
2/23/11.....L.....48-75.....Waco, Texas
2/3/10.....L.....47-65.....Manhattan, Kan.
2/7/09.....L.....50-59.....Waco, Texas
2/2/08.....L.....49-63.....Manhattan, Kan.
1/20/07.....L.....70-79.....Waco, Texas
3/8/06.....L.....74-79% (OT).....Dallas, Texas
2/25/06.....L.....70-79.....Manhattan, Kan.
3/12/05.....L.....55-68%.....Kansas City, Mo.
2/2/05.....L.....62-72.....Waco, Texas
1/27/04.....W.....85-65.....Manhattan, Kan.
3/12/03.....W.....77-60%.....Dallas, Texas
2/8/03.....W.....65-53.....Waco, Texas
1/5/02.....W.....89-75.....Manhattan, Kan.
3/6/01.....L.....44-60%.....Kansas City, Mo.
2/28/01.....L.....57-74.....Waco, Texas
1/12/00.....W.....73-58.....Manhattan, Kan.
1/20/99.....L.....53-82.....Waco, Texas
3/3/98.....W.....75-66% (OT).....Kansas City, Mo.
1/24/98.....W.....62-59.....Manhattan, Kan.
3/1/97.....L.....76-81.....Waco, Texas
11/30/84.....W.....62-56.....Wichita, Kan.
11/26/76.....L.....54-68.....Plainview, Texas
2/25/72.....W.....66-48.....Houston, Texas
% Big 12 Conference Championship

Benedictine College **K-State leads 4-0**
H: 2-0 A: 2-0 N: 0-0
1/29/74.....W.....68-30.....Manhattan, Kan.
1/15/74.....W.....63-24.....Atchison, Kan.
2/11/72.....W.....65-26.....Atchison, Kan.
1/22/72.....W.....44-25.....Manhattan, Kan.

Bethany College **K-State leads 2-0**
H: 0-0 A: 1-0 N: 1-0
2/28/75.....W.....77-44.....Hays, Kan.
3/1/74.....W.....63-35.....Lindsborg, Kan.

Bethel College **K-State leads 5-0**
H: 0-0 A: 0-0 N: 1-0
2/21/70.....W.....52-30.....N. Newton, Kan.
12/13/69.....W.....63-17.....Manhattan, Kan.
2/22/69.....W.....40-39.....site unavailable
2/7/69.....W.....51-44.....site unavailable
N/A.....W.....38-25.....site unavailable

Boise State **K-State leads 1-0**
H: 0-0 A: 0-0 N: 1-0
3/20/75.....W.....65-37\$.....Harrisonburg, Va.
\$ AIAW National Tournament

Boston University **Series Tied 1-1**
H: 0-0 A: 1-0 N: 0-1
2/6/81.....L.....59-62.....University Park, Pa.
3/12/80.....W.....72-68\$.....Boston, Mass.
\$ AIAW National Tournament

Bowling Green **K-State leads 2-0**
H: 0-0 A: 0-0 N: 2-0
3/19/05.....W.....70-60\$.....Seattle, Wash.
12/1/89.....W.....72-60.....Missoula, Mont.
\$ NCAA Kansas City Regional First Round

Bradley **K-State leads 2-0**
H: 1-0 A: 1-0 N: 0-0
11/24/96.....W.....71-49.....Peoria, Ill.
11/24/95.....W.....61-50.....Manhattan, Kan.

BYU **K-State leads 3-0**
H: 1-0 A: 1-0 N: 1-0
11/16/11.....W.....59-46.....Manhattan, Kan.
11/27/09.....W.....65-62.....Provo, Utah
11/24/78.....W.....101-96.....Albuquerque, N.M.

Cal Poly Pomona **K-State leads 1-0**
H: 0-0 A: 0-0 N: 1-0
11/23/79.....W.....78-75.....Albuquerque, N.M.

Cal State Fullerton **K-State leads 2-0**
H: 1-0 A: 1-0 N: 0-0
12/30/86.....W.....80-68.....Fullerton, Calif.
12/31/82.....W.....88-71.....Manhattan, Kan.

Central Arkansas **K-State leads 2-0**
H: 1-0 A: 0-0 N: 0-0
12/20/18.....W.....70-54.....Manhattan, Kan.
1/3/09.....W.....81-38.....Manhattan, Kan.

Central Connecticut State **K-State leads 1-0**
H: 1-0 A: 0-0 N: 0-0
1/2/05.....W.....77-23.....Manhattan, Kan.

Central Michigan **K-State leads 3-0**
H: 1-0 A: 1-0 N: 1-0
11/29/85.....W.....82-63.....Minneapolis, Minn.
11/24/84.....W.....75-60.....Manhattan, Kan.
2/6/76.....W.....61-51.....Normal, Ill.

Central Missouri **K-State leads 13-7**
H: 8-1 A: 4-4 N: 1-2
12/6/88.....W.....55-53.....Manhattan, Kan.
11/26/83.....W.....93-70.....Manhattan, Kan.
11/27/82.....W.....88-75.....Manhattan, Kan.
3/5/82.....W.....66-61.....Manhattan, Kan.
12/18/81.....W.....66-64.....Warrensburg, Mo.
2/27/81.....W.....78-73.....Manhattan, Kan.
3/1/80.....L.....60-73&.....Pittsburg, Kan.
2/19/80.....L.....73-79.....Warrensburg, Mo.
2/19/79.....W.....81-74.....Manhattan, Kan.
2/14/78.....L.....57-73.....Warrensburg, Mo.
11/30/77.....W.....74-69.....Kansas City, Mo.
2/14/77.....W.....77-61.....Manhattan, Kan.
1/19/76.....L.....62-64.....Warrensburg, Mo.
1/14/75.....W.....67-56.....Manhattan, Kan.
1/19/74.....W.....46-41.....Warrensburg, Mo.
12/10/73.....L.....52-54.....Manhattan, Kan.
3/9/73.....W.....45-41.....Warrensburg, Mo.
1/30/73.....L.....57-59.....Warrensburg, Mo.
1/19/73.....W.....59-53.....Warrensburg, Mo.
3/9/72.....L.....57-65#.....Springfield, Mo.
& AIAW Southern Subsectional
AIAW Region VI Tournament

Chapman College **K-State leads 1-0**
H: 0-0 A: 1-0 N: 0-0
1/2/87.....W.....95-51.....Orange, Calif.

Charlotte **K-State leads 2-0**
H: 1-0 A: 1-0 N: 0-0
11/10/13.....W.....73-65.....Manhattan, Kan.
11/24/12.....W.....67-63.....Charlotte, N.C.

Chattanooga **K-State leads 2-0**
H: 0-0 A: 1-0 N: 1-0
3/23/08.....W.....69-59\$.....Bridgeport, Conn.
12/28/99.....W.....69-55.....Chattanooga, Tenn.
\$ NCAA New Orleans Regional First Round

Cheyney State **Series Tied 1-1**
H: 0-0 A: 0-0 N: 1-1
3/20/82.....L.....71-93@.....Raleigh, N.C.
1/25/80.....W.....68-51.....Lawrence, Kan.
@ NCAA East Regional Elite Eight

Chicago State **K-State leads 3-0**
H: 2-0 A: 1-0 N: 0-0
12/18/17.....W.....99-51.....Manhattan, Kan.
11/11/16.....W.....83-33.....Manhattan, Kan.
2/5/15.....W.....63-54.....Chicago, Ill.

Ciarenmore JC **K-State leads 1-0**
H: 0-0 A: 0-0 N: 1-0
11/28/75.....W.....78-46.....Springfield, Mo.

Clemson **K-State leads 2-1**
H: 0-1 A: 1-0 N: 1-0
11/25/90.....L.....61-68.....Manhattan, Kan.

1/5/83.....W.....92-72.....Clemson, S.C.
12/23/78.....W.....73-70.....Chapel Hill, N.C.

Cleveland State **K-State leads 1-0**
H: 0-0 A: 0-0 N: 1-0
1/4/89.....W.....77-43.....Miami, Fla.

College of Charleston **K-State leads 1-0**
H: 0-0 A: 1-0 N: 0-0
11/27/10.....W.....56-46.....Charleston, S.C.

Colorado **K-State leads 35-33**
H: 18-13 A: 13-16 N: 4-4
2/16/11.....W.....78-51.....Manhattan, Kan.
1/26/11.....W.....72-59.....Boulder, Colo.
3/3/10.....W.....72-70.....Boulder, Colo.
1/20/10.....L.....57-63.....Manhattan, Kan.
3/12/09.....W.....68-51%.....Oklahoma City, Okla.
3/7/09.....W.....71-61.....Boulder, Colo.
2/21/09.....W.....72-60.....Manhattan, Kan.
2/23/08.....L.....68-73.....Boulder, Colo.
1/19/08.....W.....67-60.....Manhattan, Kan.
2/14/07.....L.....58-60.....Manhattan, Kan.
1/31/07.....L.....55-66.....Boulder, Colo.
2/8/06.....W.....67-62.....Boulder, Colo.
1/14/06.....W.....85-66.....Manhattan, Kan.
2/19/05.....W.....73-51.....Manhattan, Kan.
1/29/05.....W.....81-70.....Boulder, Colo.
2/8/04.....W.....79-53.....Manhattan, Kan.
1/10/04.....W.....76-69.....Boulder, Colo.
3/1/03.....W.....67-59.....Boulder, Colo.
1/11/03.....W.....61-36.....Manhattan, Kan.
2/23/02.....L.....58-79.....Boulder, Colo.
1/9/02.....W.....75-72.....Manhattan, Kan.
2/24/01.....L.....56-74.....Boulder, Colo.
1/6/00.....L.....62-67.....Manhattan, Kan.
3/1/00.....W.....64-47.....Manhattan, Kan.
2/16/00.....W.....62-54.....Boulder, Colo.
3/2/99.....W.....55-51%.....Kansas City, Mo.
2/17/99.....L.....54-57.....Manhattan, Kan.
2/6/99.....W.....59-57.....Boulder, Colo.
1/31/98.....L.....52-56.....Boulder, Colo.
1/21/98.....W.....64-52.....Manhattan, Kan.
3/8/97.....L.....44-54%.....Kansas City, Mo.
2/19/97.....W.....68-62.....Manhattan, Kan.
1/29/97.....L.....58-71.....Boulder, Colo.
2/4/96.....L.....50-54.....Boulder, Colo.
1/7/96.....L.....58-64.....Manhattan, Kan.
2/26/95.....L.....74-77.....Manhattan, Kan.
1/27/95.....L.....66-76.....Boulder, Colo.
2/6/94.....L.....57-66.....Boulder, Colo.
1/7/94.....L.....58-65.....Manhattan, Kan.
3/6/93.....L.....41-55*.....Salina, Kan.
2/7/93.....L.....51-61.....Manhattan, Kan.
1/8/93.....L.....33-61.....Boulder, Colo.
3/7/92.....L.....27-79*.....Salina, Kan.
2/26/92.....L.....42-65.....Manhattan, Kan.
2/5/92.....L.....56-69.....Boulder, Colo.
2/13/91.....L.....68-71.....Manhattan, Kan.
1/12/91.....L.....74-75.....Boulder, Colo.
2/11/90.....L.....69-82.....Boulder, Colo.
1/13/90.....W.....71-67.....Manhattan, Kan.
2/15/89.....L.....71-87.....Boulder, Colo.
1/14/89.....L.....63-75.....Manhattan, Kan.
2/17/88.....L.....70-86.....Manhattan, Kan.
1/23/88.....L.....58-84.....Boulder, Colo.
2/11/87.....W.....85-78 (OT).....Manhattan, Kan.
1/21/87.....W.....71-61.....Boulder, Colo.
3/6/86.....L.....56-57*.....Kansas City, Mo.
2/8/86.....L.....57-69.....Manhattan, Kan.
1/18/86.....W.....67-55.....Boulder, Colo.
2/23/85.....W.....78-60.....Manhattan, Kan.
1/19/85.....W.....89-74.....Boulder, Colo.
2/16/84.....W.....94-67.....Manhattan, Kan.
1/25/84.....W.....77-55.....Boulder, Kan.
3/11/83.....W.....97-63*.....Norman, Okla.
2/19/83.....L.....67-84.....Boulder, Colo.
1/15/83.....W.....75-59.....Manhattan, Kan.
1/16/82.....W.....76-71.....Manhattan, Kan.
1/19/80.....W.....81-69*.....Columbia, Mo.
12/6/79.....W.....106-75.....Manhattan, Kan.
% Big 12 Conference Championship
* Big Eight Conference Tournament

Colorado State **K-State leads 1-0**
H: 1-0 A: 0-0 N: 0-0
11/25/88.....W.....70-56.....Manhattan, Kan.

Connecticut **UConn leads 3-0**
H: 0-1 A: 0-1 N: 0-1
 12/11/16.... L ... 58-75 Manhattan, Kan.
 11/23/15.... L ... 57-97 Hartford, Conn.
 3/19/12.... L ... 26-72\$ Bridgeport, Conn.
 \$ NCAA Kingston Regional Second Round

Creighton **K-State leads 15-5**
H: 10-1 A: 5-4 N: 0-0
 11/23/09.... L ... 54-63 Omaha, Neb.
 12/9/08.... W ... 64-55 Manhattan, Kan.
 12/18/07.... L ... 62-69 Omaha, Neb.
 11/13/06.... W ... 94-79 Manhattan, Kan.
 12/19/05.... W ... 69-59 Omaha, Neb.
 12/14/03.... W ... 94-60 Manhattan, Kan.
 3/11/99.... W ... 71-60+ Manhattan, Kan.
 11/30/91.... L ... 57-77 Manhattan, Kan.
 12/15/90.... L ... 75-83 Omaha, Neb.
 12/17/89.... W ... 89-50 Manhattan, Kan.
 12/10/88.... W ... 69-45 Omaha, Neb.
 12/2/87.... W ... 67-60 (OT) Manhattan, Kan.
 12/13/86.... L ... 59-62 Omaha, Neb.
 1/12/85.... W ... 71-64 Manhattan, Kan.
 12/10/83.... W ... 66-50 Manhattan, Kan.
 2/20/82.... W ... 89-36 Manhattan, Kan.
 2/11/82.... W ... 79-49 Omaha, Neb.
 12/21/82.... W ... 81-62 Omaha, Neb.
 1/30/81.... W ... 77-53 Manhattan, Kan.
 12/6/80.... W ... 73-63 Omaha, Neb.
 + Postseason WNIT

Dartmouth **K-State leads 2-0**
H: 1-0 A: 1-0 N: 0-0
 12/12/11.... W ... 54-20 Manhattan, Kan.
 12/29/10.... W ... 69-49 Hanover, N.H.

Delaware State **K-State leads 1-0**
H: 1-0 A: 0-0 N: 0-0
 11/30/05.... W ... 78-30 Manhattan, Kan.

DePaul **DePaul leads 2-0**
H: 0-0 A: 0-1 N: 0-1
 11/23/18.... L ... 59-79 Cancun, Mexico
 11/29/97.... L ... 68-75 Chicago, Ill.

Detroit **K-State leads 4-0**
H: 3-0 A: 1-0 N: 0-0
 11/20/05.... W ... 91-55 Manhattan, Kan.
 2/22/94.... W ... 64-50 Detroit, Mich.
 11/27/93.... W ... 69-56 Manhattan, Kan.
 12/20/81.... W ... 70-35 Manhattan, Kan.

Dickinson State **K-State leads 2-0**
H: 1-0 A: 0-0 N: 1-0
 3/9/74.... W ... 67-33 Manhattan, Kan.
 3/10/72.... W ... 57-32# Springfield, Mo.
 # AIAW Region VI Tournament

District of Columbia **K-State leads 1-0**
H: 0-0 A: 1-0 N: 0-0
 12/10/94.... W ... 83-64 Washington, D.C.

Drake **K-State leads 13-5**
H: 9-0 A: 3-4 N: 1-1
 3/18/17.... W ... 67-54\$ Manhattan, Kan.
 12/9/00.... W ... 69-63 Des Moines, Iowa
 11/19/99.... W ... 59-57 Manhattan, Kan.
 11/22/98.... L ... 67-88 Des Moines, Iowa
 11/25/97.... W ... 82-76 Manhattan, Kan.
 12/5/87.... W ... 76-65 Manhattan, Kan.
 12/11/86.... W ... 73-72 Des Moines, Iowa
 12/14/85.... W ... 76-64 Manhattan, Kan.
 12/4/84.... L ... 68-78 Des Moines, Iowa
 12/8/83.... W ... 68-58 Manhattan, Kan.
 2/16/82.... W ... 82-74 Manhattan, Kan.
 12/22/82.... L ... 79-82 Des Moines, Iowa
 3/13/81.... L ... 69-76# Minneapolis, Minn.
 2/13/81.... L ... 74-94 Des Moines, Iowa
 3/7/80.... W ... 74-65 Des Moines, Iowa
 2/7/80.... W ... 89-78 Manhattan, Kan.
 3/10/79.... W ... 79-70# Minneapolis, Minn.
 3/10/78.... W ... 66-52# Manhattan, Kan.
 \$ NCAA Lexington Regional First Round
 # AIAW Region VI Tournament

Drexel **K-State leads 1-0**
H: 0-0 A: 0-0 N: 1-0
 3/21/09.... W ... 68-44\$ Albuquerque, N.M.
 \$ NCAA Raleigh Regional Second Round

Duke **Duke leads 1-0**
H: 0-0 A: 0-0 N: 0-1
 11/27/04.... L ... 51-63 Freeport, Bahamas

East Carolina **K-State leads 1-0**
H: 0-0 A: 0-0 N: 1-0
 3/23/73.... W ... 47-46\$ New York, N.Y.
 \$ AIAW National Championships

Eastern Illinois **K-State leads 1-0**
H: 1-0 A: 0-0 N: 0-0
 11/25/94.... W ... 67-49 Manhattan, Kan.

Eastern Kentucky **K-State leads 1-0**
H: 1-0 A: 0-0 N: 0-0
 11/18/98.... W ... 108-69 Manhattan, Kan.

Eastern Michigan **K-State leads 2-0**
H: 1-0 A: 1-0 N: 0-0
 11/30/99.... W ... 89-45 Manhattan, Kan.
 11/23/98.... W ... 78-66 Ypsilanti, Mich.

Eastern Washington **K-State leads 1-0**
H: 1-0 A: 0-0 N: 0-0
 11/25/89.... W ... 75-60 Manhattan, Kan.

Elon **K-State leads 1-0**
H: 0-0 A: 0-0 N: 1-0
 11/25/06.... W ... 75-34 Las Vegas, Nev.

Emporia State **K-State leads 8-0**
H: 4-0 A: 1-0 N: N/A
 12/11/85.... W ... 76-47 Manhattan, Kan.
 12/12/84.... W ... 87-54 Manhattan, Kan.
 2/27/76.... W ... 81-51 Manhattan, Kan.
 2/11/75.... W ... 60-54 Emporia, Kan.
 1/28/75.... W ... 83-42 Manhattan, Kan.
 68-69 W ... 57-32 site unavailable
 3/5/69.... W ... 65-48 site unavailable
 68-69 W ... 41-37 site unavailable

Florida **UF leads 1-0**
H: 0-0 A: 0-1 N: 0-0
 12/30/96.... L ... 67-89 Gainesville, Fla.

Florida A&M **K-State leads 1-0**
H: 1-0 A: 0-0 N: 0-0
 11/17/17.... W ... 81-57 Manhattan, Kan.

Florida Atlantic **K-State leads 1-0**
H: 1-0 A: 0-0 N: 0-0
 12/13/15.... W ... 102-53 Manhattan, Kan.

Florida International **Series Tied 1-1**
H: 0-0 A: 1-1 N: 0-0
 12/30/06.... W ... 59-52 Miami, Fla.
 1/3/89.... L ... 68-81 Miami, Fla.

Fordham **K-State leads 1-0**
H: 0-0 A: 1-0 N: 0-0
 1/10/80.... W ... 66-64 Bronx, N.Y.

Fort Hays State **K-State leads 12-2**
H: 5-0 A: 5-2 N: 2-0
 2/16/76.... W ... 85-48 Hays, Kan.
 12/12/75.... W ... 105-28 Manhattan, Kan.
 1/20/75.... W ... 67-59 Hays, Kan.
 3/2/74.... W ... 82-54 Lindsborg, Kan.
 2/9/74.... W ... 62-38 Hays, Kan.
 1/25/74.... W ... 67-39 Manhattan, Kan.
 2/24/73.... W ... 50-42 Hays, Kan.
 2/3/73.... L ... 43-46 Hays, Kan.
 1/26/73.... W ... 47-24 Manhattan, Kan.
 3/4/72.... W ... 61-50 Lawrence, Kan.
 1/29/72.... L ... 43-48 Hays, Kan.
 1/29/71.... W ... 60-35 Manhattan, Kan.
 2/7/70.... W ... 35-26 Hays, Kan.
 1/10/70.... W ... 56-26 Manhattan, Kan.

Fresno State **K-State leads 1-0**
H: 1-0 A: 0-0 N: 0-0
 3/22/06.... W ... 64-61+ Manhattan, Kan.
 + Postseason WNIT

George Washington **Series tied 1-1**
H: 0-0 A: 0-0 N: 1-1
 3/18/16.... W ... 56-51\$ Columbia, S.C.
 12/19/95.... L ... 45-69 San Juan, P.R.
 \$ NCAA Sioux Falls Region First Round

Georgia **UGA leads 1-0**
H: 0-0 A: 0-1 N: 0-0
 1/6/83.... L ... 67-88 Athens, Ga.

Georgia State **K-State leads 3-0**
H: 2-0 A: 1-0 N: 0-0
 12/29/01.... W ... 93-79 Baltimore, Md.
 1/2/91.... W ... 67-57 Atlanta, Ga.
 12/9/89.... W ... 88-71 Manhattan, Kan.

Georgia Tech **K-State leads 2-0**
H: 1-0 A: 1-0 N: 0-0
 11/17/02.... W ... 83-59! Manhattan, Kan.
 11/16/01.... W ... 74-70 Atlanta, Ga.
 ! Preseason WNIT

Grambling State **K-State leads 10-0**
H: 8-0 A: 1-0 N: 1-0
 12/20/14.... W ... 61-38 Manhattan, Kan.
 12/7/13.... W ... 83-50 Manhattan, Kan.
 11/12/10.... W ... 67-44 Manhattan, Kan.
 12/4/09.... W ... 87-62 Manhattan, Kan.
 11/30/01.... W ... 105-54 Manhattan, Kan.
 12/3/97.... W ... 73-54 Manhattan, Kan.
 11/30/96.... W ... 72-62 Manhattan, Kan.
 12/1/95.... W ... 79-71 Memphis, Tenn.
 1/7/85.... W ... 94-82 Grambling, La.
 11/23/84.... W ... 92-70 Manhattan, Kan.

Grand View College **K-State leads 3-2**
H: 1-1 A: 1-1 N: 1-0
 12/1/76.... W ... 73-39 Manhattan, Kan.
 2/10/76.... W ... 89-72 Des Moines, Iowa
 11/30/75.... W ... 73-72 Springfield, Mo.
 1/31/75.... L ... 55-57 Manhattan, Kan.
 2/15/74.... L ... 49-60 Des Moines, Iowa

Green Bay **K-State leads 4-2**
H: 2-1 A: 2-1 N: 0-0
 12/5/07.... L ... 56-68 Green Bay, Wis.
 11/10/06.... W ... 72-67 Manhattan, Kan.
 12/12/02.... W ... 80-75 Green Bay, Wis.
 12/6/01.... W ... 85-66 Manhattan, Kan.
 12/8/99.... W ... 66-57 Green Bay, Wis.
 12/21/91.... L ... 50-59 Manhattan, Kan.

Hampton **K-State leads 2-1**
H: 2-0 A: 0-1 N: 0-0
 11/21/14.... W ... 66-46 Manhattan, Kan.
 12/21/13.... L ... 75-86 (2ot) Hampton, Va.
 2/20/96.... W ... 78-42 Manhattan, Kan.

Harvard **K-State leads 2-0**
H: 2-0 A: 0-0 N: 0-0
 3/23/03.... W ... 79-69\$ Manhattan, Kan.
 12/1/01.... W ... 72-56 Manhattan, Kan.
 \$ NCAA First Round

Haskell JC. **K-State leads 4-0**
H: 2-0 A: 2-0 N: 0-0
 2/12/74.... W ... 94-20 Manhattan, Kan.
 12/14/73.... W ... 67-17 Lawrence, Kan.
 2/18/72.... W ... 71-30 Manhattan, Kan.
 1/18/72.... W ... 52-22 Lawrence, Kan.

Hawaii **Hawaii leads 1-0**
H: 0-0 A: 0-0 N: 0-1
 12/19/09.... L ... 61-71 Las Vegas, Nev.

High Point **K-State leads 1-0**
H: 0-0 A: 0-0 N: 1-0
 12/21/78.... W ... 86-81 Chapel Hill, N.C.

Hofstra **Hofstra leads 1-0**
H: 0-0 A: 0-0 N: 0-1
 11/24/11.... L ... 54-64 Cancun, Mexico

Houston **K-State leads 1-0**
H: 0-0 A: 0-0 N: 1-0
 11/24/77.... W ... 77-64 Plainview, Texas

Idaho **K-State leads 3-0**
H: 2-0 A: 1-0 N: 0-0
 12/4/99.... W ... 81-69 Manhattan, Kan.
 12/7/96.... W ... 72-53 Moscow, Idaho
 12/29/95.... W ... 68-55 Manhattan, Kan.

Idaho State **K-State leads 2-0**
H: 2-0 A: 0-0 N: 0-0
 11/9/12.... W ... 62-54 Manhattan, Kan.
 3/17/06.... W ... 88-68+ Manhattan, Kan.
 + Postseason WNIT

Illinois **K-State leads 3-0**
H: 2-0 A: 0-0 N: 1-0
 3/30/13.... W ... 66-48+ Manhattan, Kan.
 3/22/07.... W ... 66-51+ Manhattan, Kan.
 1/8/81.... W ... 67-52 Wichita, Kan.
 + Postseason WNIT

Illinois-Chicago **UIC leads 2-0**
H: 0-1 A: 0-1 N: 0-0
 12/21/92.... L ... 60-61 Manhattan, Kan.
 11/25/91.... L ... 64-68 Chicago, Ill.

Illinois State **K-State leads 8-1**
H: 5-0 A: 1-1 N: 2-0
 3/25/13.... W ... 57-48 Manhattan, Kan.
 11/26/04.... W ... 105-61 Freeport, Bahamas
 12/20/98.... W ... 54-39 Normal, Ill.
 11/21/97.... W ... 66-55 Manhattan, Kan.
 11/27/84.... L ... 68-69 Normal, Ill.
 3/19/83.... W ... 91-72 Manhattan, Kan.
 11/30/82.... W ... 80-70 Manhattan, Kan.
 1/4/80.... W ... 72-60 Wichita, Kan.
 1/18/75.... W ... 67-55 Manhattan, Kan.
 + Postseason WNIT

Immaculata **Immaculata leads 2-0**
H: 1-0 A: 0-0 N: 0-1
 3/19/75.... L ... 54-63\$ Harrisonburg, Va.
 3/21/74.... L ... 40-50\$ Manhattan, Kan.
 \$ AIAW National Tournament

Indiana **IU leads 1-0**
H: 0-0 A: 0-0 N: 0-1
 12/28/91.... L ... 52-66 DeKalb, Ill.

Indiana State **K-State leads 2-1**
H: 1-1 A: 1-0 N: 0-0
 11/17/10.... W ... 64-48 Manhattan, Kan.
 11/14/09.... L ... 73-77 Manhattan, Kan.
 12/20/08.... W ... 58-43 Terre Haute, Ind.

IUPUI **K-State leads 1-0**
H: 1-0 A: 0-0 N: 0-0
 11/19/01.... W ... 98-57 Manhattan, Kan.

Iowa **K-State leads 4-1**
H: 3-0 A: 1-1 N: 0-0
 12/3/12.... W ... 81-78 (OT) Manhattan, Kan.
 12/5/10.... L ... 62-68 Iowa City, Iowa
 12/2/03.... W ... 82-60 Iowa City, Iowa
 1/5/03.... W ... 103-60 Manhattan, Kan.
 1/8/79.... W ... 93-80 Manhattan, Kan.

Iowa State **K-State leads 52-41**
H: 26-16 A: 18-23 N: 8-2
 2/2/19.... L ... 52-81 Manhattan, Kan.
 1/2/19.... L ... 58-96 Ames, Iowa
 2/3/18.... L ... 45-80 Manhattan, Kan.
 1/10/18.... W ... 67-60 Ames, Iowa
 3/4/17.... W ... 74-67% Oklahoma City, Okla.
 2/11/17.... W ... 80-68 Manhattan, Kan.
 1/21/17.... L ... 69-75 Ames, Iowa
 2/24/16.... W ... 68-53 Ames, Iowa
 12/30/15.... L ... 79-84 Manhattan, Kan.
 1/17/15.... L ... 59-79 Manhattan, Kan.
 1/3/15.... L ... 55-60 Ames, Iowa
 2/1/14.... L ... 65-84 Ames, Iowa
 1/18/14.... W ... 80-74 Manhattan, Kan.
 2/23/13.... L ... 50-69 Manhattan, Kan.
 2/9/13.... L ... 71-87 Ames, Iowa
 3/8/12.... W ... 67-63 % Kansas City, Mo.
 2/29/12.... L ... 33-57 Ames, Iowa
 1/25/12.... L ... 57-66 Manhattan, Kan.
 3/9/11.... W ... 56-53 % Kansas City, Mo.
 2/26/11.... L ... 51-58 Manhattan, Kan.
 2/13/11.... L ... 53-61 Ames, Iowa
 2/27/10.... L ... 39-48 Ames, Iowa
 1/31/10.... W ... 73-67 Manhattan, Kan.
 1/31/09.... L ... 50-60 Ames, Iowa
 1/17/09.... W ... 59-52 Manhattan, Kan.
 3/12/08.... L ... 65-66 (OT)% Kansas City, Mo.
 2/13/08.... W ... 45-42 Ames, Iowa
 1/23/08.... W ... 80-49 Manhattan, Kan.

3/6/07	L	45-57%	Oklahoma City, Okla.
2/24/07	L	61-64	Manhattan, Kan.
1/27/07	L	68-73	Ames, Iowa
2/11/06	L	66-71	Manhattan, Kan.
1/29/06	W	73-64	Ames, Iowa
1/25/05	W	74-52	Manhattan, Kan.
1/5/05	L	59-78	Ames, Iowa
2/25/04	W	68-33	Manhattan, Kan.
2/4/04	W	61-59	Ames, Iowa
1/29/03	L	69-74	Ames, Iowa
1/15/03	W	68-60	Manhattan, Kan.
2/2/02	L	72-86	Manhattan, Kan.
1/2/02	W	69-63	Ames, Iowa
2/20/01	L	52-81	Ames, Iowa
1/3/01	L	58-84	Manhattan, Kan.
2/13/00	W	69-63	Manhattan, Kan.
1/25/00	L	61-64	Ames, Iowa
2/20/99	L	53-86	Ames, Iowa
2/10/99	W	70-63	Manhattan, Kan.
2/18/98	L	50-80	Manhattan, Kan.
1/28/98	L	46-64	Ames, Iowa
2/15/97	L	40-54	Ames, Iowa
1/22/97	W	62-54	Manhattan, Kan.
2/11/96	L	47-58	Manhattan, Kan.
2/12/96	L	51-58	Ames, Iowa
2/3/95	W	54-38	Manhattan, Kan.
1/8/95	W	63-51	Ames, Iowa
2/13/94	W	79-59	Manhattan, Kan.
1/14/94	L	44-58	Ames, Iowa
2/14/93	W	67-43	Ames, Iowa
1/15/93	L	61-67	Manhattan, Kan.
2/18/92	L	54-58	Ames, Iowa
1/25/92	W	67-48	Manhattan, Kan.
3/2/91	W	77-65*	Salina, Kan.
2/9/91	W	73-61	Ames, Iowa
1/19/91	L	66-75	Manhattan, Kan.
3/4/90	W	74-58*	Salina, Kan.
2/17/90	W	69-67	Manhattan, Kan.
1/10/90	W	80-61	Ames, Iowa
2/8/89	L	75-83	Ames, Iowa
1/25/89	W	87-76	Manhattan, Kan.
2/23/88	L	52-70	Ames, Iowa
2/3/88	W	83-70	Manhattan, Kan.
2/7/87	W	72-66	Ames, Iowa
1/17/87	W	63-56	Manhattan, Kan.
2/15/86	W	84-73	Ames, Iowa
1/14/86	W	78-76	Manhattan, Kan.
2/28/85	L	65-75	Manhattan, Kan.
2/2/85	W	75-65	Ames, Iowa
3/6/84	W	86-60*	Manhattan, Kan.
2/22/84	W	86-61	Ames, Iowa
1/31/84	W	73-58	Manhattan, Kan.
3/3/83	W	95-73	Manhattan, Kan.
1/22/83	W	78-63	Ames, Iowa
2/13/82	W	72-50	Ames, Iowa
1/17/80	W	98-62	Manhattan, Kan.
2/22/80	W	84-76	Manhattan, Kan.
1/17/80	W	80-66*	Columbia, Mo.
12/6/78	W	89-64	Ames, Iowa
2/10/78	W	66-64 (OT)	Manhattan, Kan.
2/11/77	L	57-58	Ames, Iowa
1/20/77	W	60-59*	Boulder, Colo.
1/31/76	W	105-80	Manhattan, Kan.
2/4/75	W	73-67	Ames, Iowa
2/1/74	W	59-42	Manhattan, Kan.
% Big 12 Conference Tournament			
* Big Eight Conference Tournament			

Jacksonville **K-State leads 1-0**
H: 0-0 A: 1-0 N: 0-0
11/28/08 W ... 53-43 Jacksonville, Fla.

Jackson State **K-State leads 1-0**
H: 1-0 A: 0-0 N: 0-0
12/22/81 W ... 73-56 Manhattan, Kan.

John F. Kennedy **JFK leads 3-1**
H: 1-1 A: 0-1 N: 0-1
2/13/75 W ... 56-52 Manhattan, Kan.
11/30/74 L ... 49-57 Oskaloosa, Iowa
12/4/73 L ... 49-52 Manhattan, Kan.
3/27/70 L ... 37-62 Wahoo, Neb.

Kansas **K-State leads 74-47**
H: 34-16 A: 32-25 N: 8-6
2/6/19 W ... 72-62 (ot) Lawrence, Kan.
1/13/19 L ... 54-61 Manhattan, Kan.
3/2/18 W ... 72-63% Oklahoma City, Okla.
2/24/18 W ... 91-67 Manhattan, Kan.

1/28/18	W	63-59 (OT)	Lawrence, Kan.
2/25/17	W	61-54	Lawrence, Kan.
1/11/17	W	73-60	Manhattan, Kan.
2/13/16	W	81-67	Manhattan, Kan.
1/20/16	W	59-46	Lawrence, Kan.
3/6/15	W	57-49%	Dallas, Texas
2/25/15	W	55-48	Lawrence, Kan.
1/11/15	W	58-52	Manhattan, Kan.
3/7/14	L	84-87 (OT)%	Oklahoma City, Okla.
2/26/14	W	76-68	Lawrence, Kan.
1/25/14	L	64-71	Manhattan, Kan.
2/2/13	L	80-89 (2OT)	Manhattan, Kan.
1/2/13	L	63-72	Lawrence, Kan.
2/12/12	W	47-43	Manhattan, Kan.
1/7/12	W	63-57	Lawrence, Kan.
3/5/11	W	56-51	Lawrence, Kan.
1/29/11	W	65-60	Manhattan, Kan.
2/7/10	L	60-70	Lawrence, Kan.
1/9/10	W	59-35	Manhattan, Kan.
1/24/09	W	59-50	Lawrence, Kan.
1/10/09	W	72-39	Manhattan, Kan.
3/5/08	W	61-50	Lawrence, Kan.
2/9/08	W	64-58	Manhattan, Kan.
2/18/07	L	74-82 (2OT)	Lawrence, Kan.
1/24/07	W	59-55	Manhattan, Kan.
3/7/06	W	72-52%	Dallas, Texas
3/2/06	W	62-44	Lawrence, Kan.
1/25/06	W	69-63	Manhattan, Kan.
2/26/05	W	73-46	Manhattan, Kan.
1/8/05	W	63-45	Lawrence, Kan.
2/11/04	W	81-51	Lawrence, Kan.
1/17/04	W	79-50	Manhattan, Kan.
2/26/03	W	80-57	Manhattan, Kan.
1/8/03	W	88-49	Lawrence, Kan.
2/17/02	W	65-40	Lawrence, Kan.
1/23/02	W	72-59	Manhattan, Kan.
1/27/01	L	62-65	Manhattan, Kan.
1/13/01	L	67-78	Lawrence, Kan.
2/19/00	L	43-61	Lawrence, Kan.
1/8/00	L	54-70	Manhattan, Kan.
2/27/99	W	69-58	Manhattan, Kan.
1/31/99	L	45-66	Lawrence, Kan.
3/4/98	L	46-50%	Kansas City, Mo.
2/7/98	L	62-65	Lawrence, Kan.
1/7/98	W	53-47	Manhattan, Kan.
3/6/97	W	73-58%	Kansas City, Mo.
2/22/97	L	46-62	Manhattan, Kan.
1/4/97	L	54-70	Lawrence, Kan.
3/2/96	L	64-70*	Salina, Kan.
2/25/96	L	56-66	Lawrence, Kan.
1/28/96	L	38-51	Manhattan, Kan.
2/12/95	W	80-73	Manhattan, Kan.
1/15/95	L	62-73	Lawrence, Kan.
2/26/94	L	54-65	Manhattan, Kan.
1/30/94	L	50-77	Lawrence, Kan.
2/28/93	L	45-77	Lawrence, Kan.
1/31/93	L	51-58	Manhattan, Kan.
2/23/92	L	49-67	Lawrence, Kan.
2/2/92	L	52-82	Manhattan, Kan.
2/23/91	W	73-64	Manhattan, Kan.
1/30/91	W	74-73 (OT)	Lawrence, Kan.
2/24/90	L	70-73	Manhattan, Kan.
1/27/90	W	63-51	Lawrence, Kan.
2/18/89	L	57-58	Manhattan, Kan.
1/28/89	W	74-68	Lawrence, Kan.
2/20/88	L	74-58	Manhattan, Kan.
1/30/88	L	52-50	Lawrence, Kan.
3/2/87	L	85-51*	Salina, Kan.
2/21/87	L	68-63	Lawrence, Kan.
1/24/87	W	71-65 (OT)	Manhattan, Kan.
3/4/86	W	69-65*	Lawrence, Kan.
2/22/86	L	70-81	Lawrence, Kan.
1/25/86	L	66-69	Manhattan, Kan.
2/20/85	W	77-76	Lawrence, Kan.
1/29/85	L	64-76	Manhattan, Kan.
2/25/84	W	81-63	Manhattan, Kan.
1/28/84	L	58-71	Lawrence, Kan.
2/23/83	W	78-68	Lawrence, Kan.
1/26/83	W	80-74	Manhattan, Kan.
2/23/82	W	80-69	Manhattan, Kan.
1/26/82	W	83-74	Lawrence, Kan.
2/17/81	L	63-74	Lawrence, Kan.
1/27/81	L	68-88	Manhattan, Kan.
1/17/81	L	60-85*	Lawrence, Kan.
3/8/80	L	80-89#	Des Moines, Iowa
2/29/80	W	79-74#	Pittsburg, Kan.
2/25/80	W	61-52	Manhattan, Kan.
1/28/80	W	67-66	Lawrence, Kan.
1/26/80	L	60-85	Lawrence, Kan.

3/11/79	L	59-75#	Minneapolis, Minn.
2/26/79	W	92-91 (2OT)	Lawrence, Kan.
1/30/79	W	73-65	Manhattan, Kan.
2/21/78	W	74-68	Manhattan, Kan.
1/28/78	L	63-76	Lawrence, Kan.
1/25/78	W	66-65	Lawrence, Kan.
1/6/78	L	53-75*	Lawrence, Kan.
2/23/77	W	62-56	Lawrence, Kan.
1/25/77	W	62-55	Manhattan, Kan.
1/21/77	W	68-65*	Boulder, Colo.
2/25/76	W	59-36	Manhattan, Kan.
1/26/76	W	54-47	Lawrence, Kan.
2/28/75	W	88-43	Hays, Kan.
2/21/75	W	65-42	Lawrence, Kan.
1/24/75	W	80-37	Manhattan, Kan.
2/22/74	W	67-27	Manhattan, Kan.
1/31/74	L	39-42	Lawrence, Kan.
2/6/73	W	49-45	Lawrence, Kan.
12/8/72	W	47-25	Manhattan, Kan.
2/19/72	W	59-47	Manhattan, Kan.
1/27/72	L	32-33	Lawrence, Kan.
3/7/71	L	44-52	Lawrence, Kan.
2/13/71	W	56-42	Lawrence, Kan.
1/30/71	W	40-21	Manhattan, Kan.
3/7/70	W	50-45 (OT)	Lawrence, Kan.
2/18/70	W	58-26	Manhattan, Kan.
3/1/69	W	40-31	Lawrence, Kan.
2/23/69	W	35-24	Emporia, Kan.
% Big 12 Conference Championship			
* Big Eight Conference Tournament			
& AIAW Southern Subsectional			
# AIAW Region VI Tournament			

Kent State **K-State leads 2-1**
H: 0-0 A: 0-0 N: 0-1
3/15/02 W ... 93-65% Manhattan, Kan.
12/20/99 L ... 55-63 Kent, Ohio
12/9/98 W ... 67-64 Manhattan, Kan.
\$ NCAA Midwest Region First Round

Lafayette **K-State leads 1-0**
H: 1-0 A: 0-0 N: 0-0
12/5/92 W ... 48-41 Manhattan, Kan.

Lamar **K-State leads 5-0**
H: 3-0 A: 0-0 N: 2-0
12/5/18 W ... 73-55 Manhattan, Kan.
11/20/16 W ... 68-43 Manhattan, Kan.
11/25/95 W ... 81-76 Manhattan, Kan.
2/16/73 W ... 50-44 Houston, Texas
2/25/72 W ... 40-25 Houston, Texas

Liberty **Liberty leads 1-0**
H: 0-1 A: 0-0 N: 0-0
12/4/04 L ... 56-77 Manhattan, Kan.

Little Rock **K-State leads 3-1**
H: 1-1 A: 1-0 N: 1-0
12/16/18 W ... 53-47 Little Rock, Ark.
12/16/17 W ... 66-51 Manhattan, Kan.
12/28/07 W ... 52-40 Los Angeles, Calif.
11/27/87 L ... 59-62 Manhattan, Kan.

Lipscomb **K-State leads 1-0**
H: 1-0 A: 0-0 N: 0-0
11/30/07 W ... 92-50 Manhattan, Kan.

Long Beach State **LBSU leads 3-1**
H: 0-1 A: 0-2 N: 1-0
12/8/90 L ... 64-90 Long Beach, Calif.
11/29/78 L ... 62-70 Manhattan, Kan.
1/21/78 L ... 88-99 Long Beach, Calif.
3/23/73 W ... 49-43\$ New York, N.Y.
\$ AIAW National Tournament

Louisiana Tech **La. Tech leads 6-2**
H: 1-2 A: 1-3 N: 0-1
12/5/06 W ... 64-61 Ruston, La.
12/6/05 W ... 77-66 Manhattan, Kan.
1/6/90 L ... 54-100 Ruston, La.
1/28/88 L ... 45-77 Manhattan, Kan.
12/6/86 L ... 45-67 Ruston, La.
1/9/85 L ... 75-83 Ruston, La.
11/23/85 L ... 63-73 Manhattan, Kan.
11/25/77 L ... 82-90 (OT) Plainview, Texas

Louisville **UL leads 1-0**
H: 0-0 A: 0-0 N: 0-1
3/25/08 L ... 63-80\$ Bridgeport, Conn.
\$ NCAA New Orleans Regional Second Round

Loyola **K-State leads 1-0**
H: 0-0 A: 1-0 N: 0-0
12/30/01 W ... 72-60 Baltimore, Md.

Loyola-Chicago **K-State leads 2-0**
H: 1-0 A: 1-0 N: 0-1
2/23/93 W ... 63-52 Chicago, Ill.
1/11/92 W ... 69-56 Manhattan, Kan.

Loyola Marymount **K-State leads 2-0**
H: 1-0 A: 0-0 N: 0-0
2/29/08 W ... 70-47 Los Angeles, Calif.
11/29/86 W ... 73-49 Manhattan, Kan.

LSU **K-State leads 4-2**
H: 2-0 A: 1-1 N: 1-1
11/25/16 W ... 69-54 St. Thomas, USVI
1/3/90 L ... 64-78 Baton Rouge, La.
12/30/87 W ... 73-61 Manhattan, Kan.
12/16/85 W ... 50-48 Manhattan, Kan.
1/5/85 W ... 77-69 Baton Rouge, La.
11/27/76 L ... 57-62 Plainview, Texas

Luther College **K-State leads 1-0**
H: 0-0 A: 1-0 N: 0-0
3/10/77 W ... 72-56# Decorah, Iowa
AIAW Region VI Tournament

Marist **K-State leads 1-0**
H: 1-0 A: 1-0 N: 0-0
12/29/11 W ... 57-56 Poughkeepsie, N.Y.

Martin Luther King **K-State leads 1-0**
H: 0-0 A: 0-0 N: 1-0
3/7/74 W ... 62-41# Brookings, S.D.
AIAW Region VI Tournament

Marquette **Series Tied 1-1**
H: 0-0 A: 0-1 N: 0-0
3/31/06 W ... 77-65+ Manhattan, Kan.
12/21/97 L ... 66-81 Milwaukee, Wis.
+ Postseason WNIT (title game)

Maryland **UM leads 1-0**
H: 0-0 A: 0-1 N: 0-0
11/24/89 L ... 66-74 Manhattan, Kan.

Marymount College **K-State leads 4-0**
H: N/A A: N/A N: N/A
2/23/81 W ... 70-36 Salina, Kan.
2/20/70 W ... 59-30 Salina, Kan.
3/7/69 W ... 56-26 site unavailable
68-69 W ... 55-30 site unavailable

McPherson College **K-State leads 6-2**
H: 2-1 A: 1-1 N: 3-0
2/23/73 W ... 48-38 Hays, Kan.
1/23/73 W ... 42-37 Manhattan, Kan.
3/3/72 W ... 51-35 Lawrence, Kan.
2/12/72 W ... 50-42 McPherson, Kan.
1/21/72 W ... 57-31 Manhattan, Kan.
70-71 W ... N/A Emporia, Kan.
2/28/70 L ... 47-51 McPherson, Kan.
2/13/70 L ... 37-40 Manhattan, Kan.

Memphis **Series Tied 2-2**
H: 2-0 A: 0-2 N: 0-0
11/22/96 W ... 68-60 Manhattan, Kan.
12/2/95 L ... 57-72 Memphis, Tenn.
1/5/82 L ... 72-83 Memphis, Tenn.
11/29/80 W ... 82-75 Manhattan, Kan.

Mercer **K-State leads 1-0**
H: 0-0 A: 1-0 N: 0-0
1/3/91 W ... 60-57 Macon, Ga.

Miami (Ohio) **Miami leads 1-0**
H: 0-0 A: 0-0 N: 0-1
12/7/91 L ... 69-85 Provo, Utah

Michigan **Michigan leads 2-1**
H: 1-0 A: 0-1 N: 0-1
3/22/19 L ... 54-84\$ Louisville, Ky.
12/10/95 W ... 66-63 ^ Manhattan, Kan.

12/20/94. . . . L . . . 53-62 Ann Arbor, Mich.
\$ NCAA Albany Region First Round

Michigan State MSU leads 1-0
H: 0-0 A: 0-0 N: 0-1
11/22/07. . . . L . . . 65-68 Cancun, Mexico

Middle Tennessee State. K-State leads 2-1
H: 1-0 A: 1-0 N: 0-1
12/21/10. . . . L . . . 49-63 San Antonio, Texas
12/6/02. . . . W . . . 79-61 Manhattan, Kan.
12/17/01. . . . W . . . 54-53 Nashville, Tenn.

Midland Lutheran K-State leads 2-0
H: 1-0 A: 1-0 N: 0-0
12/6/74. . . . W . . . 81-30 Manhattan, Kan.
12/15/72. . . . W . . . 43-39 Fremont, Neb.

Minnesota. K-State leads 11-6
H: 7-2 A: 3-3 N: 1-1
3/23/04. . . . L . . . 61-80\$ Minneapolis, Minn.
12/2/94. . . . W . . . 75-73 Manhattan, Kan.
12/21/93. . . . L . . . 65-76 Minneapolis, Minn.
12/30/92. . . . L . . . 44-58 Manhattan, Kan.
12/30/89. . . . W . . . 100-80 Manhattan, Kan.
12/1/86. . . . W . . . 79-68 Manhattan, Kan.
11/30/85. . . . W . . . 87-50 Minneapolis, Minn.
2/6/82. . . . W . . . 77-68 Manhattan, Kan.
1/24/81. . . . L . . . 54-70 Minneapolis, Minn.
1/9/81. . . . L . . . 70-71 Wichita, Kan.
3/6/80. . . . W . . . 70-63# Des Moines, Iowa
2/15/80. . . . W . . . 103-68 Manhattan, Kan.
3/9/79. . . . W . . . 84-80# Minneapolis, Minn.
1/27/79. . . . L . . . 66-68 Manhattan, Kan.
1/6/79. . . . W . . . 100-62 Minneapolis, Minn.
3/9/78. . . . W . . . 96-81# Manhattan, Kan.
12/29/77. . . . W . . . 70-30 Manhattan, Kan.
\$ NCAA Midwest Regional Second Round
AIAW Region VI Tournament

Mississippi. Ole Miss leads 1-0
H: 0-0 A: 0-0 N: 0-1
12/15/77. . . . L . . . 57-62 Columbus, Ohio

Mississippi Gulf Coast JC. K-State leads 1-0
H: 0-0 A: 0-0 N: 1-0
12/16/77. . . . W . . . 77-64 Columbus, Ohio

Mississippi State MSU leads 1-0
H: 0-0 A: 0-1 N: 0-0
1/4/82. . . . L . . . 78-79 Starkville, Miss.

Mississippi Valley State. K-State leads 2-0
H: 2-0 A: 0-0 N: 0-0
11/30/12. . . . W . . . 64-57 Manhattan, Kan.
12/1/06. . . . W . . . 77-18 Manhattan, Kan.

Missouri K-State leads 45-39
H: 27-11 A: 13-23 N: 5-4
11/30/17. . . . L . . . 59-73 Columbia, Mo.
3/22/15. . . . L . . . 48-67+ Manhattan, Kan.
2/25/12. . . . L . . . 56-61 (OT) Columbia, Mo.
1/11/12. . . . W . . . 72-46 Manhattan, Kan.
2/5/11. . . . W . . . 60-55 (OT) Manhattan, Kan.
1/19/11. . . . W . . . 66-63 Columbia, Mo.
2/10/10. . . . W . . . 37-33 Manhattan, Kan.
1/13/10. . . . W . . . 65-50 Columbia, Mo.
2/18/09. . . . L . . . 43-52 Columbia, Mo.
2/4/09. . . . W . . . 58-54 Manhattan, Kan.
3/1/08. . . . W . . . 81-52 Manhattan, Kan.
2/17/08. . . . W . . . 56-40 Columbia, Mo.
2/21/07. . . . L . . . 61-69 Columbia, Mo.
1/13/07. . . . W . . . 81-66 Manhattan, Kan.
2/1/06. . . . L . . . 65-66 (OT) Manhattan, Kan.
1/7/06. . . . L . . . 42-68 Columbia, Mo.
3/2/05. . . . W . . . 80-53 Columbia, Mo.
1/11/05. . . . W . . . 87-44 Manhattan, Kan.
3/10/04. . . . W . . . 79-58% Dallas, Texas
2/22/04. . . . W . . . 93-90 (2OT) Columbia, Mo.
1/7/04. . . . W . . . 95-59 Manhattan, Kan.
2/19/03. . . . W . . . 66-56 Columbia, Mo.
2/5/03. . . . W . . . 68-52 Manhattan, Kan.
2/27/02. . . . W . . . 74-55 Manhattan, Kan.
2/5/02. . . . W . . . 79-61 Columbia, Mo.
2/7/01. . . . L . . . 54-63 Manhattan, Kan.
1/20/01. . . . L . . . 60-65 Columbia, Mo.
2/5/00. . . . L . . . 68-72 Manhattan, Kan.
1/23/00. . . . L . . . 52-63 Columbia, Mo.
1/23/99. . . . W . . . 79-67 Manhattan, Kan.
1/6/99. . . . W . . . 72-60 Columbia, Mo.

2/15/98. . . . W . . . 66-57 Manhattan, Kan.
1/13/98. . . . L . . . 56-72 Columbia, Mo.
2/26/97. . . . W . . . 64-60 Columbia, Mo.
2/1/97. . . . W . . . 77-42 Manhattan, Kan.
1/31/96. . . . L . . . 51-57 Columbia, Mo.
1/5/96. . . . W . . . 69-58 Manhattan, Kan.
2/24/95. . . . L . . . 59-66 Manhattan, Kan.
1/29/95. . . . L . . . 60-70 Columbia, Mo.
2/2/94. . . . L . . . 51-59 Columbia, Mo.
1/9/94. . . . W . . . 63-52 Manhattan, Kan.
2/5/93. . . . L . . . 51-67 Manhattan, Kan.
1/10/93. . . . L . . . 49-62 Columbia, Mo.
2/15/92. . . . L . . . 56-89 Manhattan, Kan.
1/29/92. . . . L . . . 64-80 Columbia, Mo.
2/2/91. . . . W . . . 66-62 Manhattan, Kan.
1/16/91. . . . W . . . 68-53 Columbia, Mo.
2/4/90. . . . L . . . 64-79 Columbia, Mo.
1/17/90. . . . W . . . 66-53 Manhattan, Kan.
2/4/89. . . . W . . . 96-78 Manhattan, Kan.
1/18/89. . . . L . . . 75-82 Columbia, Mo.
2/10/88. . . . L . . . 65-67 Columbia, Mo.
1/27/88. . . . L . . . 66-79 Manhattan, Kan.
3/1/87. . . . W . . . 78-61* Salina, Kan.
2/25/87. . . . W . . . 90-81 Manhattan, Kan.
1/31/87. . . . L . . . 74-78 Columbia, Mo.
2/26/86. . . . L . . . 57-67 Columbia, Mo.
2/1/86. . . . W . . . 81-65 Manhattan, Kan.
3/8/85. . . . L . . . 58-91* Kansas City, Mo.
3/2/85. . . . L . . . 75-92 Columbia, Mo.
2/5/85. . . . L . . . 66-91 Manhattan, Kan.
3/10/84. . . . W . . . 84-75* Kansas City, Mo.
3/3/84. . . . W . . . 100-84 Manhattan, Kan.
2/8/84. . . . L . . . 66-91 Columbia, Mo.
3/12/83. . . . L . . . 65-75* Norman, Okla.
2/15/83. . . . L . . . 55-67 Columbia, Mo.
1/12/83. . . . W . . . 88-77 Manhattan, Kan.
1/14/82. . . . W . . . 72-69* Manhattan, Kan.
12/8/81. . . . W . . . 64-62 Columbia, Mo.
1/16/81. . . . W . . . 85-77* Lawrence, Kan.
12/2/80. . . . W . . . 74-68 Manhattan, Kan.
2/12/80. . . . W . . . 69-60 Manhattan, Kan.
1/18/80. . . . L . . . 76-81* Columbia, Mo.
12/10/79. . . . L . . . 81-90 Columbia, Mo.
2/6/79. . . . W . . . 64-62 Columbia, Mo.
1/19/79. . . . L . . . 74-84* Lincoln, Neb.
12/12/78. . . . L . . . 60-71 Manhattan, Kan.
3/11/78. . . . L . . . 68-70# Manhattan, Kan.
2/4/78. . . . W . . . 71-61 Manhattan, Kan.
12/9/77. . . . W . . . 76-66 Columbia, Mo.
11/26/77. . . . L . . . 58-70 Plainview, Texas
3/12/77. . . . W . . . 70-54# Decorah, Iowa
2/14/76. . . . W . . . 85-41* Manhattan, Kan.*
+ Postseason WNIT
% Big 12 Conference Championship
* Big Eight Conference Tournament
AIAW Region VI Tournament

Missouri-Rolla K-State leads 4-0
H: 4-0 A: 0-0 N: 0-0
12/27/95. . . . W . . . 64-396 Manhattan, Kan.
12/27/94. . . . W . . . 78-62 Manhattan, Kan.
11/29/93. . . . W . . . 73-45 Manhattan, Kan.
12/1/92. . . . W . . . 70-59 Manhattan, Kan.

Missouri-St. Louis K-State leads 1-0
H: 1-0 A: 0-0 N: 0-0
12/30/93. . . . W . . . 78-44 Manhattan, Kan.

Missouri State K-State leads 13-3
H: 8-1 A: 4-1 N: 1-1
11/18/11. . . . W . . . 65-63 Manhattan, Kan.
12/5/09. . . . W . . . 64-60 Manhattan, Kan.
12/16/95. . . . L . . . 76-84 San Juan, P.R.
12/11/91. . . . L . . . 49-66 Manhattan, Kan.
12/4/90. . . . L . . . 76-87 Springfield, Mo.
12/15/89. . . . W . . . 69-48 Manhattan, Kan.
12/19/88. . . . W . . . 73-54 Springfield, Mo.
1/13/78. . . . W . . . 74-51 Manhattan, Kan.
1/14/77. . . . W . . . 74-56 Springfield, Mo.
1/23/76. . . . W . . . 58-48 Manhattan, Kan.
3/6/75. . . . W . . . 66-45# Lawrence, Kan.
1/25/75. . . . W . . . 76-69 Springfield, Mo.
12/14/74. . . . W . . . 90-35 Manhattan, Kan.
1/18/74. . . . W . . . 58-45 Springfield, Mo.
12/21/73. . . . W . . . 66-56 Manhattan, Kan.
12/9/72. . . . W . . . 51-46 Manhattan, Kan.
AIAW Region VI Tournament

Missouri Western K-State leads 1-0
H: 1-0 A: 0-0 N: 0-0
12/19/92. . . . W . . . 75-55 Manhattan, Kan.

Montana K-State leads 2-1
H: 1-0 A: 0-1 N: 1-0
12/2/89. . . . L . . . 62-77 Missoula, Mont.
11/26/88. . . . W . . . 66-65 Manhattan, Kan.
12/18/83. . . . W . . . 64-62 (OT) Portland, Ore.

Montclair State MSU leads 1-0
H: 0-0 A: 0-1 N: 0-0
12/30/76. . . . L . . . 57-78 Montclair, N.J.

Nebraska K-State leads 46-33
H: 27-10 A: 13-21 N: 6-2
2/19/11. . . . W . . . 69-64 Lincoln, Neb.
1/22/11. . . . W . . . 64-37 Manhattan, Kan.
3/12/10. . . . L . . . 46-63% Kansas City, Mo.
3/6/10. . . . L . . . 72-82 Manhattan, Kan.
1/23/10. . . . L . . . 56-71 Lincoln, Neb.
2/25/09. . . . L . . . 47-52 Lincoln, Neb.
1/27/09. . . . W . . . 51-40 Manhattan, Kan.
2/27/08. . . . W . . . 69-65 Manhattan, Kan.
1/30/08. . . . W . . . 77-75 Lincoln, Neb.
2/7/07. . . . L . . . 55-62 Manhattan, Kan.
1/17/07. . . . L . . . 63-70 Lincoln, Neb.
3/24/06. . . . W . . . 77-63+ Manhattan, Kan.
2/18/06. . . . L . . . 62-64 (OT) Lincoln, Neb.
2/4/06. . . . W . . . 71-64 Manhattan, Kan.
3/9/05. . . . W . . . 71-45% Kansas City, Mo.
2/23/05. . . . W . . . 94-69 Lincoln, Neb.
1/15/05. . . . W . . . 74-59 Manhattan, Kan.
2/14/04. . . . W . . . 89-69 Manhattan, Kan.
1/24/04. . . . L . . . 63-81 Lincoln, Neb.
2/12/03. . . . W . . . 64-47 Manhattan, Kan.
2/19/03. . . . W . . . 88-54 Lincoln, Neb.
2/10/02. . . . L . . . 52-67 Lincoln, Neb.
1/12/02. . . . W . . . 85-71 Manhattan, Kan.
2/17/01. . . . L . . . 69-77 Manhattan, Kan.
1/10/01. . . . L . . . 58-67 Lincoln, Neb.
2/26/00. . . . L . . . 56-65 Lincoln, Neb.
1/30/00. . . . L . . . 61-68 Manhattan, Kan.
2/24/99. . . . L . . . 63-74 Lincoln, Neb.
1/13/99. . . . W . . . 79-67 Manhattan, Kan.
1/17/98. . . . L . . . 47-78 Manhattan, Kan.
1/4/98. . . . L . . . 58-80 Lincoln, Neb.
2/12/97. . . . W . . . 47-45 Manhattan, Kan.
1/15/97. . . . L . . . 47-53 Lincoln, Neb.
2/9/96. . . . W . . . 81-75 Manhattan, Kan.
1/14/96. . . . L . . . 49-61 Lincoln, Neb.
2/5/95. . . . W . . . 53-50 Manhattan, Kan.
1/6/95. . . . W . . . 74-70 Lincoln, Neb.
2/11/94. . . . L . . . 67-76 Manhattan, Kan.
1/16/94. . . . L . . . 58-78 Lincoln, Neb.
2/12/93. . . . L . . . 50-69 Lincoln, Neb.
1/17/93. . . . L . . . 57-74 Manhattan, Kan.
2/8/92. . . . L . . . 62-76 Lincoln, Neb.
1/21/92. . . . L . . . 82-87 Manhattan, Kan.
2/16/91. . . . L . . . 69-79 Manhattan, Kan.
1/9/91. . . . W . . . 76-71 Lincoln, Neb.
3/3/90. . . . W . . . 71-63* Salina, Kan.
2/7/90. . . . W . . . 60-58 Manhattan, Kan.
1/24/90. . . . W . . . 67-60 Lincoln, Kan.
3/4/89. . . . W . . . 74-59* Salina, Kan.
2/11/89. . . . L . . . 56-68 Lincoln, Neb.
2/11/89. . . . W . . . 83-80 Manhattan, Kan.
3/5/88. . . . L . . . 51-71* Salina, Kan.
2/6/88. . . . L . . . 60-66 Manhattan, Kan.
1/20/88. . . . L . . . 72-82 Lincoln, Neb.
2/14/87. . . . L . . . 57-77 Lincoln, Neb.
1/14/87. . . . W . . . 81-76 Manhattan, Kan.
3/1/86. . . . W . . . 101-63 Manhattan, Kan.
2/5/86. . . . L . . . 70-73 Lincoln, Neb.
2/16/85. . . . W . . . 87-76 Manhattan, Kan.
1/16/85. . . . L . . . 67-74 Lincoln, Neb.
2/28/84. . . . W . . . 91-76 Lincoln, Neb.
2/4/84. . . . W . . . 95-75 Manhattan, Kan.
2/3/83. . . . W . . . 100-73 Manhattan, Kan.
1/18/83. . . . W . . . 104-103 (OT) Lincoln, Neb.
1/15/82. . . . W . . . 81-57* Manhattan, Kan.
1/15/81. . . . W . . . 74-72* Lawrence, Kan.
12/9/80. . . . W . . . 75-63 Lincoln, Neb.
12/4/79. . . . W . . . 90-75 Manhattan, Kan.
2/13/79. . . . W . . . 75-61 Manhattan, Kan.
1/20/79. . . . L . . . 65-68* Lincoln, Neb.
12/5/78. . . . W . . . 77-71 Lincoln, Neb.
2/3/78. . . . W . . . 63-57 Lincoln, Neb.
12/6/77. . . . W . . . 72-50 Manhattan, Kan.
2/4/77. . . . W . . . 78-53 Manhattan, Kan.

1/22/77. . . . W . . . 60-50* Boulder, Colo.
12/4/76. . . . W . . . 64-56 Lincoln, Neb.
2/13/76. . . . W . . . 51-47* Manhattan, Kan.
1/16/76. . . . W . . . 62-53 Lawrence, Kan.
1/17/75. . . . W . . . 82-31 Manhattan, Kan.
+ Postseason WNIT
% Big 12 Conference Championship
* Big Eight Conference Tournament

Nebraska-Omaha K-State leads 5-0
H: 3-0 A: 1-0 N: 1-0
11/12/18. . . . W . . . 61-46 Manhattan, Kan.
11/13/17. . . . W . . . 81-60 Manhattan, Kan.
12/4/16. . . . W . . . 70-57 Omaha, Neb.
1/3/81. . . . W . . . 79-77 Manhattan, Kan.
3/11/77. . . . W . . . 90-61# Decorah, Iowa
AIAW Region VI Tournament

Nevada K-State leads 1-0
H: 0-0 A: 0-0 N: 1-0
12/29/96. . . . W . . . 69-63 Gainesville, Fla.

New Hampshire K-State leads 2-0
H: 1-0 A: 0-0 N: 1-0
12/3/04. . . . W . . . 84-50 Manhattan, Kan.
12/2/92. . . . W . . . 69-60 Wilmington, N.C.

New Mexico Series Tied 2-2
H: 1-0 A: 1-1 N: 0-1
1/5/80. . . . L . . . 57-68 Wichita, Kan.
11/24/79. . . . W . . . 65-60 Albuquerque, NM
11/25/78. . . . L . . . 68-77 Lincoln, Neb.
12/10/77. . . . W . . . 79-60 Manhattan, Kan.

Nicholls State. K-State leads 2-0
H: 1-0 A: 1-0 N: 0-0
11/29/96. . . . W . . . 64-44 Manhattan, Kan.
1/4/90. . . . W . . . 71-41 Thibodeaux, La.

Northern Arizona K-State leads 2-0
H: 0-0 A: 2-0 N: 0-0
12/20/01. . . . W . . . 79-63 Flagstaff, Ariz.
1/5/88. . . . W . . . 74-65 (OT) Flagstaff, Ariz.

North Carolina State N.C. State leads 2-1
H: 0-0 A: 0-0 N: 1-2
11/24/16. . . . W . . . 67-50 St. Thomas, USVI
12/28/13. . . . L . . . 60-77 San Diego, Calif.
11/27/99. . . . L . . . 72-73 Cancun, Mexico

UNC Wilmington K-State leads 2-0
H: 0-0 A: 1-0 N: 1-0
12/29/05. . . . W . . . 75-49 Jersey City, N.J.
1/3/92. . . . W . . . 69-51 Wilmington, N.C.

North Dakota K-State leads 1-0
H: 1-0 A: 0-0 N: 0-0
12/8/10. . . . W . . . 76-49 Manhattan, Kan.

North Dakota State K-State leads 2-0
H: 1-0 A: 0-0 N: 1-0
12/18/11. . . . W . . . 70-47 Las Vegas, Nev.
11/22/85. . . . W . . . 70-59 Manhattan, Kan.

North Texas K-State leads 3-0
H: 2-0 A: 1-0 N: 0-0
11/16/18. . . . W . . . 60-42 Manhattan, Kan.
11/19/17. . . . W . . . 55-54 Denton, Texas
11/25/83. . . . W . . . 99-44 Manhattan, Kan.

Northeast Louisiana NLSU leads 1-0
H: 0-0 A: 0-1 N: 0-0
3/15/84. . . . L . . . 73-78@ Monroe, La.
@ NCAA Midwest Regional

Northeastern Illinois K-State leads 1-0
H: 1-0 A: 0-0 N: 0-0
1/27/94. . . . W . . . 71-37 Manhattan, Kan.

Northern Illinois. K-State leads 4-0
H: 2-0 A: 2-0 N: 0-0
12/2/03. . . . W . . . 60-41 Manhattan, Kan.
12/28/02. . . . W . . . 63-58 DeKalb, Ill.
12/7/85. . . . W . . . 69-65 DeKalb, Ill.
12/29/84. . . . W . . . 85-70 Manhattan, Kan.

Northern Iowa Series tied 2-2
H: 2-1 A: 0-1 N: 0-0
12/29/18. . . . W . . . 72-62 Manhattan, Kan.
12/21/17. . . . L . . . 71-72 Manhattan, Kan.

12/22/16.....L...59-67.....Cedar Falls, Iowa
12/3/92.....W...61-55.....Manhattan, Kan.

Northwestern Oklahoma JC.....K-State leads 1-0
H: 0-0 A: 0-0 N: 1-0
11/23/73.....W...56-52.....Enid, Okla.

Northwest Missouri State.....Series tied 3-3
H: 1-2 A: 1-0 N: 1-1
2/8/78.....W...71-69.....Manhattan, Kan.
2/2/77.....L...57-71.....Manhattan, Kan.
3/5/76.....W...67-63#.....Moorhead, Minn.
12/7/74.....W...66-58.....Marysville, Mo.
12/2/72.....L...35-41.....Manhattan, Kan.
3/11/72.....L...66-70#.....Springfield, Mo.
AIAW Region VI Tournament

Northwest Oklahoma State....K-State leads 1-0
H: 1-0 A: 0-0 N: 0-0
2/24/77.....W...78-62.....Manhattan, Kan.

Northwestern.....Series tied 3-3
H: 0-1 A: 2-1 N: 1-1
12/19/11.....W...64-45.....Las Vegas, Nev.
12/13/09.....L...50-53.....Manhattan, Kan.
11/17/08.....W...57-52.....Evanston, Ill.
12/18/95.....L...77-86 (OT).....San Juan, P.R.
3/11/87.....L...61-62 (20T)\$.....Evanston, Ill.
12/3/83.....W...97-65.....Evanston, Ill.
\$ NCAA Midwest Regional First Round

Northwestern State (La.).....NWSU leads 1-0
H: 0-0 A: 0-0 N: 1-0
2/17/73.....L...46-54.....Houston, Texas

Notre Dame.....Notre Dame leads 2-0
H: 0-1 A: 0-0 N: 0-1
12/20/12.....L...57-87.....Las Vegas, Nev.
3/25/03.....L...53-59#.....Manhattan, Kan.
NCAA East Regional Second Round

Ohio.....OU leads 2-0
H: 0-1 A: 0-1 N: 0-0
12/3/96.....L...65-75.....Athens, Ohio
12/6/95.....L...68-69.....Manhattan, Kan.

Ohio State.....OSU leads 4-2
H: 0-2 A: 1-2 N: 1-0
11/16/98.....L...62-63.....Manhattan, Kan.
12/13/97.....W...67-64.....Columbus, Ohio
11/27/94.....L...73-87.....Manhattan, Kan.
12/19/93.....L...70-105.....Columbus, Ohio
12/17/77.....L...55-65.....Columbus, Ohio
3/20/75.....W...61-51\$.....Harrisonburg, Va.
\$ AIAW National Tournament

Oklahoma.....Oklahoma leads 39-28
H: 16-15 A: 9-21 N: 3-3
2/10/19.....W...83-75.....Norman, Okla.
1/5/19.....W...86-56.....Manhattan, Kan.
1/31/18.....L...49-68.....Norman, Okla.
1/17/18.....L...71-76.....Manhattan, Kan.
2/21/17.....W...79-71.....Manhattan, Kan.
1/4/17.....L...80-85 (ot).....Norman, Okla.
2/9/16.....W...87-71.....Manhattan, Kan.
1/10/16.....L...58-68.....Norman, Okla.
2/21/15.....L...64-73.....Manhattan, Kan.
2/7/15.....L...58-66.....Norman, Okla.
1/29/14.....W...86-78.....Manhattan, Kan.
1/11/14.....L...50-61.....Norman, Okla.
2/20/13.....L...57-72.....Norman, Okla.
2/6/13.....L...68-74.....Manhattan, Kan.
2/15/12.....L...62-68.....Norman, Okla.
1/17/12.....L...57-65.....Manhattan, Kan.
1/12/11.....L...45-52.....Norman, Okla.
2/21/10.....L...58-64.....Manhattan, Kan.
1/14/09.....L...48-64.....Norman, Okla.
2/20/08.....L...65-68.....Manhattan, Kan.
1/3/07.....L...58-78.....Norman, Okla.
2/21/06.....L...64-78.....Manhattan, Kan.
2/13/05.....L...61-77.....Norman, Okla.
3/11/04.....L...66-78%.....Dallas, Texas
1/31/04.....W...74-65.....Manhattan, Kan.
2/1/03.....W...74-45.....Norman, Okla.
3/7/02.....L...49-69%.....Kansas City, Mo.
2/13/02.....L...68-76.....Manhattan, Kan.
2/14/00.....L...60-79.....Norman, Okla.
2/22/00.....L...56-64.....Manhattan, Kan.
2/13/99.....L...58-79.....Norman, Okla.

2/4/98.....L...67-69.....Manhattan, Kan.
3/4/97.....W...81-56%.....Kansas City, Mo.
2/8/97.....W...49-47.....Norman, Okla.
2/16/96.....L...54-62.....Norman, Okla.
1/21/96.....W...80-67^.....Manhattan, Kan.
2/17/95.....L...60-71.....Norman, Okla.
1/22/95.....L...70-79.....Manhattan, Kan.
2/18/94.....W...71-70.....Norman, Okla.
1/23/94.....W...72-54.....Manhattan, Kan.
2/19/93.....L...65-87.....Manhattan, Kan.
1/24/93.....L...60-68.....Norman, Okla.
2/12/92.....L...73-88.....Manhattan, Kan.
1/18/92.....W...91-86.....Norman, Okla.
2/6/91.....L...56-88.....Norman, Okla.
1/23/91.....W...86-55.....Manhattan, Kan.
2/14/90.....W...92-88.....Manhattan, Kan.
1/20/90.....W...94-87.....Norman, Okla.
2/22/89.....W...84-83.....Manhattan, Kan.
2/1/89.....W...64-60.....Norman, Okla.
2/13/88.....L...61-79.....Norman, Okla.
1/13/88.....L...65-96.....Manhattan, Kan.
2/28/87.....W...79-64*.....Salina, Kan.
2/6/87.....W...80-69.....Manhattan, Kan.
1/6/87.....L...47-70.....Norman, Okla.
2/11/86.....L...77-94.....Norman, Okla.
1/22/86.....L...83-72.....Manhattan, Kan.
2/9/85.....W...90-75.....Manhattan, Kan.
1/26/85.....L...85-92.....Norman, Okla.
3/9/84.....W...69-67*.....Kansas City, Mo.
2/11/84.....W...71-62.....Norman, Okla.
1/21/84.....W...88-70.....Manhattan, Kan.
3/5/83.....L...87-63.....Norman, Okla.
2/5/83.....W...86-74.....Manhattan, Kan.
12/14/79.....W...96-73.....Manhattan, Kan.
1/7/78.....L...61-67*.....Lawrence, Kan.
2/12/76.....W...90-27*.....Manhattan, Kan.
% Big 12 Conference Championship
* Big Eight Conference Tournament

Oklahoma City.....K-State leads 1-0
H: 1-0 A: 0-0 N: 0-0
12/12/81.....W...71-64.....Manhattan, Kan.

Oklahoma State.....K-State leads 38-33
H: 21-9 A: 12-18 N: 4-6
3/4/19.....W...68-58.....Stillwater, Okla.
1/23/19.....W...59-48.....Manhattan, Kan.
1/13/18.....W...80-64.....Manhattan, Kan.
12/31/17.....L...68-76.....Stillwater, Okla.
1/28/17.....W...74-69.....Manhattan, Kan.
1/14/17.....W...63-43.....Stillwater, Okla.
2/29/16.....L...51-59.....Stillwater, Okla.
1/13/16.....W...47-44.....Manhattan, Kan.
1/28/15.....W...52-51 (OT).....Manhattan, Kan.
1/14/15.....L...47-69.....Stillwater, Okla.
3/1/14.....L...62-67.....Stillwater, Okla.
1/8/14.....L...51-58.....Manhattan, Kan.
2/16/13.....L...45-80.....Stillwater, Okla.
1/23/13.....W...76-70 (OT).....Manhattan, Kan.
2/22/12.....W...53-50.....Manhattan, Kan.
1/28/12.....W...67-56.....Stillwater, Okla.
1/9/11.....W...63-45.....Manhattan, Kan.
1/16/10.....L...56-66.....Stillwater, Okla.
2/15/09.....W...79-71.....Manhattan, Kan.
1/27/08.....W...68-63.....Stillwater, Okla.
2/28/07.....L...55-64.....Manhattan, Kan.
1/18/06.....W...67-57.....Stillwater, Okla.
2/5/05.....W...66-55.....Manhattan, Kan.
1/13/04.....W...76-44.....Stillwater, Okla.
2/15/03.....W...64-46.....Manhattan, Kan.
1/19/02.....L...60-68.....Stillwater, Okla.
2/3/01.....L...55-69.....Manhattan, Kan.
3/6/00.....L...59-67%.....Kansas City, Mo.
2/9/00.....W...71-64.....Stillwater, Okla.
1/2/99.....L...56-59.....Manhattan, Kan.
2/21/98.....L...47-78.....Stillwater, Okla.
2/5/97.....W...58-50.....Manhattan, Kan.
2/18/96.....W...70-64.....Stillwater, Okla.
1/19/96.....W 81-68 (OT)^.....Manhattan, Kan.
3/4/95.....L...59-69*.....Salina, Kan.
2/19/95.....W...57-56.....Stillwater, Okla.
1/20/95.....L...63-72.....Manhattan, Kan.
3/5/94.....L...51-61*.....Salina, Kan.
2/20/94.....L...43-55.....Stillwater, Okla.
1/21/94.....W...75-63.....Manhattan, Kan.
2/21/93.....L...53-63.....Manhattan, Kan.
1/22/93.....L...54-72.....Stillwater, Kan.
3/1/92.....L...56-85.....Stillwater, Kan.
1/14/92.....L...73-74.....Manhattan, Kan.

3/3/91.....L...70-87*.....Salina, Kan.
2/20/91.....L...61-79.....Stillwater, Kan.
1/26/91.....W...78-72.....Manhattan, Kan.
3/5/90.....L...65-72*.....Salina, Kan.
2/21/90.....L...66-75.....Stillwater, Okla.
1/31/90.....W...66-56.....Manhattan, Kan.
3/5/89.....L...53-65*.....Salina, Kan.
2/26/89.....L...71-81.....Stillwater, Okla.
1/11/89.....W...78-68.....Manhattan, Kan.
2/27/88.....L...54-73.....Manhattan, Kan.
1-12-88.....L...64-87.....Stillwater, Okla.
2/17/87.....W...74-62.....Manhattan, Kan.
1/27/87.....L...67-75.....Stillwater, Okla.
2/18/86.....W...83-65.....Manhattan, Kan.
1/29/86.....L...58-60.....Stillwater, Okla.
3/5/85.....W...86-62*.....Stillwater, Okla.
2/12/85.....L...47-75.....Stillwater, Okla.
1/22/85.....L...65-67.....Manhattan, Kan.
2/18/84.....W...86-62.....Manhattan, Kan.
1/18/84.....W...76-71.....Stillwater, Kan.
3/10/83.....W...102-64*.....Norman, Okla.
2/26/83.....W...76-53.....Stillwater, Okla.
2/11/83.....W...84-59.....Manhattan, Kan.
1/23/82.....W...71-63.....Stillwater, Okla.
1/18/79.....W...86-64*.....Lincoln, Neb.
1/5/78.....L...95-69*.....Lawrence, Kan.
1/17/76.....W...79-68.....Lawrence, Kan.
% Big 12 Conference Championship
* Big Eight Conference Tournament

Old Dominion.....ODU leads 3-2
H: 1-0 A: 0-1 N: 1-2
3/23/02.....L...62-88!.....Milwaukee, Wis.
1/5/84.....L...64-92.....Norfolk, Va.
3/18/82.....W...76-67#.....Raleigh, N.C.
12/4/82.....W...58-50.....Manhattan, Kan.
3/16/79.....L...75-96&.....Cookeville, Tenn.
! NCAA Midwest Regional Sweet Sixteen
NCAA East Regional Sweet Sixteen
& AIAW South Sectional

Oral Roberts.....K-State leads 6-2
H: 6-0 A: 0-2 N: 0-0
12/14/14.....W...53-47.....Manhattan, Kan.
12/10/92.....W...77-44.....Manhattan, Kan.
12/3/91.....W...66-64.....Manhattan, Kan.
12/8/88.....W...83-58.....Manhattan, Kan.
1/8/88.....L...57-58.....Tulsa, Okla.
1/8/87.....W...95-57.....Manhattan, Kan.
1/8/86.....L...75-78.....Tulsa, Okla.
1/2/84.....W...79-62.....Manhattan, Kan.

Oregon.....Oregon leads 1-0
H: 0-0 A: 0-0 N: 0-1
12/10/99.....L...69-79.....Springfield, Mo.

Oregon State.....Series Tied 1-1
H: 1-0 A: 0-0 N: 0-1
12/9/01.....W...95-61.....Manhattan, Kan.
12/19/83.....L...62-70.....Portland, Ore.

Pacific Christian.....K-State leads 1-0
H: 0-0 A: 0-0 N: 1-0
11/23/81.....W...103-36.....Manhattan, Kan.

Parsons College.....PC leads 4-0
H: 0-2 A: 0-2 N: 0-0
1/10/71.....W...41-68.....Parsons, Kan.
1/9/71.....L...50-69.....Parsons, Kan.
12/23/71.....L...35-45.....Manhattan, Kan.
12/22/71.....L...37-74.....Manhattan, Kan.

Pennsylvania.....Penn leads 1-0
H: 0-0 A: 0-0 N: 0-1
12/30/91.....L...60-71.....DeKalb, Ill.

Penn State.....K-State leads 2-1
H: 1-0 A: 0-0 N: 1-1
11/25/17.....W...70-65.....Las Vegas, Nev.
11/29/03.....L...56-69.....Freeport, Bahamas
11/24/02.....W...88-66!.....Manhattan, Kan.
! Preseason WNIT

Pepperdine.....K-State leads 2-0
H: 1-0 A: 1-0 N: 0-0
11/21/04.....W...85-53.....Manhattan, Kan.
12/22/80.....W...84-80.....Malibu, Calif.

Pfeiffer.....K-State leads 1-0
H: 0-0 A: 0-0 N: 1-0
12/22/78.....W...89-77.....Chapel Hill, N.C.

Phillips.....Phillips leads 3-2
H: 2-0 A: 0-2 N: 0-1
1/7/77.....L...68-78.....Wichita, Kan.
1/30/76.....W...55-51.....Manhattan, Kan.
11/24/73.....L...33-43.....Enid, Okla.
2/28/73.....L...38-47.....Enid, Okla.
2/2/73.....W...50-38.....Manhattan, Kan.

Pittsburg State.....K-State leads 3-0
H: 1-0 A: 1-0 N: 0-0
2/25/81.....W...forfeit.....Manhattan, Kan.
11/25/80.....W...96-40.....Pittsburg, Kan.
1968-69.....W...47-32.....site unavailable

Pittsburgh.....K-State leads 1-0
H: 1-0 A: 0-0 N: 0-0
11/27/81.....W...79-63.....Manhattan, Kan.

Portland State.....K-State leads 1-0
H: 0-0 A: 1-0 N: 0-0
12/20/83.....W...62-47.....Portland, Ore.

Princeton.....K-State leads 4-0
H: 1-0 A: 0-0 N: 3-0
11/24/18.....W...80-61.....Cancun, Mexico
12/18/16.....W...60-42.....Manhattan, Kan.
3/17/12.....W...67-64\$.....Bridgeport, Conn.
11/25/00.....W...63-51.....Corvallis, Ore.
\$ NCAA Kingston Regional First Round

Purdue.....Purdue leads 4-0
H: 0-0 A: 0-1 N: 0-3
11/25/11.....L...42-46 (OT).....Cancun, Mexico
3/20/11.....L...45-53\$.....Storrs, Conn.
11/16/03.....L...69-79.....West Lafayette, Ind.
12/6/91.....L...52-75.....Provo, Utah
\$ NCAA Philadelphia Regional First Round

Queens College.....K-State leads 1-0
H: 0-0 A: 0-0 N: 1-0
70-71.....W...49-35.....Cullowhee, N.C.

Quincy.....K-State leads 1-0
H: 1-0 A: 0-0 N: 0-0
1/28/93.....W...62-44.....Manhattan, Kan.

Radford.....Radford leads 1-0
H: 0-0 A: 0-0 N: 1-0
12/3/88.....L...61-74.....Minneapolis, Minn.

Ranger JC.....Ranger leads 2-0
H: 0-0 A: 0-2 N: 0-0
3/20/70.....L...41-52.....Amarillo, Texas
3/21/69.....L...35-84.....Amarillo, Texas

Rhode Island.....K-State leads 1-0
H: 0-0 A: 0-0 N: 1-0
12/28/76.....W...59-50.....New York, N.Y.

Rice.....K-State leads 1-0
H: 0-0 A: 0-0 N: 1-0
12/29/06.....W...83-54.....Miami, Fla.

Richmond.....K-State leads 1-0
H: 0-0 A: 0-0 N: 1-0
11/24/02.....W...85-63.....St. Thomas, V.I.

Rockhurst College.....K-State leads 1-0
H: 1-0 A: 0-0 N: 0-0
11/28/87.....W...82-65.....Manhattan, Kan.

Rutgers.....Rutgers leads 1-0
H: 0-0 A: 0-1 N: 0-0
1/8/80.....L...56-81.....New Brunswick, N.J.

St. Bonaventure.....K-State leads 1-0
H: 0-0 A: 0-0 N: 1-0
12/11/93.....W...77-67.....Fairfield, Conn.

St. John's.....K-State leads 1-0
H: 1-0 A: 0-0 N: 0-0
11/13/10.....W...64-53.....Manhattan, Kan.

Saint Joseph's **SJU leads 2-1**
H: 0-1 A: 1-0 N: 0-1
12/3/05..... L ... 68-78 Manhattan, Kan.
12/30/04..... W ... 68-49 Philadelphia, Pa.
3/14/97..... L ... 52-70\$ Tuscaloosa, Ala.
\$ NCAA East Regional First Round

Saint Louis **K-State leads 3-0**
H: 3-0 A: 0-0 N: 0-0
3/15/18..... W ... 75-61+ Manhattan, Kan.
12/6/03..... W ... 94-54 Manhattan, Kan.
1/4/92..... W ... 68-46 Manhattan, Kan.
+ Postseason WNIT

St. Mary of the Plains **K-State leads 2-0**
H: 1-0 A: 0-0 N: 1-0
1/12/87..... W ... 88-50 Manhattan, Kan.
2/27/75..... W ... 78-27 Hays, Kan.

Saint Mary's (Calif.) **SMC leads 1-0**
H: 0-0 A: 0-0 N: 0-1
12/10/93..... L ... 71-75 Fairfield, Conn.

Saint Peter's (N.J.) **K-State leads 1-0**
H: 0-0 A: 1-0 N: 0-0
12/30/05..... W ... 72-64 Jersey City, N.J.

San Diego State **K-State leads 2-1**
H: 1-0 A: 0-1 N: 1-0
12/5/98..... W ... 77-56 Manhattan, Kan.
12/28/97..... L ... 53-57 San Diego, Calif.
12/7/90..... W ... 73-65 Long Beach, Calif.

Sacramento State **K-State leads 3-0**
H: 3-0 A: 0-0 N: 0-0
12/5/03..... W ... 94-31 Manhattan, Kan.
1/12/95..... W ... 93-35 Manhattan, Kan.
3/3/94..... W ... 69-55 Manhattan, Kan.

Sam Houston State **K-State leads 1-0**
H: 1-0 A: 0-0 N: 0-0
12/19/15..... W ... 78-50 Manhattan, Kan.

Samford **K-State leads 1-0**
H: 1-0 A: 0-0 N: 0-0
12/30/14..... W ... 60-41 Manhattan, Kan.

Santa Clara **K-State leads 3-0**
H: 1-0 A: 1-0 N: 1-0
12/15/06..... W ... 76-52 Manhattan, Kan.
11/26/05..... W ... 100-71 Santa Clara, Calif.
12/30/98..... W ... 66-64 San Jose, Calif.

Seminole JC **Seminole leads 4-0**
H: 0-2 A: 0-2 N: 0-0
2/20/71..... L ... 42-52 Manhattan, Kan.
2/19/71..... L ... 40-53 Manhattan, Kan.
12/12/70..... L ... 43-85 Seminole, Okla.
12/11/70..... L ... 58-75 Seminole, Okla.

Seton Hall **K-State leads 1-0**
H: 0-0 A: 1-0 N: 0-0
1/11/80..... W ... 66-45 South Orange, N.J.

Simpson College **K-State leads 1-0**
H: 0-0 A: 0-0 N: 1-0
1/5/77..... W ... 80-50 Wichita, Kan.

South Alabama **K-State leads 1-0**
H: 0-0 A: 0-0 N: 1-0
1/5/88..... W ... 65-64 Miami, Fla.

South Carolina **Series Tied 2-2**
H: 0-1 A: 0-1 N: 2-0
3/20/16..... L ... 47-73\$ Columbia, S.C.
11/28/81..... L ... 65-81 Manhattan, Kan.
12/20/80..... W ... 82-62 Los Angeles, Calif.
3/24/73..... W ... 69-57# New York, N.Y.
\$ NCAA Sioux Falls Region Second Round
AIAW National Tournament

South Dakota **K-State leads 5-0**
H: 4-0 A: 0-0 N: 1-0
11/19/15..... W ... 84-81(ot) Manhattan, Kan.
12/9/12..... W ... 68-54 Manhattan, Kan.
12/4/94..... W ... 81-37 Manhattan, Kan.
12/4/81..... W ... 73-60 Lincoln, Neb.
3/6/81..... W ... 104-52 Manhattan, Kan.

South Dakota State **K-State leads 5-0**
H: 1-0 A: 1-0 N: 3-0
12/10/11..... W ... 63-46 Brookings, S.D.
11/30/10..... W ... 56-51 Manhattan, Kan.
3/4/76..... W ... 73-41\$ Moorhead, Minn.
3/6/75..... W ... 70-40\$ Lawrence, Kan.
3/8/73..... W ... 43-35\$ Warrensburg, Mo.
\$ AIAW Region VI Tournament

Southeast Missouri State **K-State leads 1-0**
H: 0-0 A: 0-0 N: 1-0
12/30/03..... W ... 78-42 San Antonio, Texas

South Florida **K-State leads 1-0**
H: 0-0 A: 1-0 N: 0-0
12/28/00..... W ... 71-56 Tampa, Fla.

Southern **K-State leads 2-0**
H: 2-0 A: 0-0 N: 0-0
11/25/15..... W ... 59-47 Manhattan, Kan.
12/5/97..... W ... 82-38 Manhattan, Kan.

Southern Connecticut State **SCSU leads 2-0**
H: 0-0 A: 0-0 N: 0-2
12/27/76..... L ... 46-55 New York, N.Y.
3/22/73..... L ... 52-56\$ New York, N.Y.
\$ AIAW National Tournament

SIUE **K-State leads 1-0**
H: 1-0 A: 0-0 N: 0-0
11/14/14..... W ... 81-55 Manhattan, Kan.

Southern Illinois **K-State leads 3-0**
H: 1-0 A: 2-0 N: 0-0
3/17/07..... W ... 72-46+ Manhattan, Kan.
1/13/71..... W ... 32-28 Carbondale, Ill.
1/12/71..... W ... 56-38 Carbondale, Ill.
+ Postseason WNIT

Southern Utah **K-State leads 1-0**
H: 1-0 A: 0-0 N: 0-0
11/12/07..... W ... 87-38 Manhattan, Kan.

SMU **Series tied 1-1**
H: 1-0 A: 0-0 N: 0-1
11/28/13..... L ... 57-68 Freeport, Bahamas
12/29/90..... W ... 69-59 Manhattan, Kan.

Southern State College **SSC leads 1-0**
H: 0-0 A: 0-0 N: 0-1
3/22/69..... L ... 55-75 Amarillo, Texas

Southwestern College **K-State leads 3-0**
H: 2-0 A: 1-0 N: 0-0
2/26/71..... W ... 43-29 Manhattan, Kan.
2/9/71..... W ... 53-24 Winfield, Kan.
3/6/70..... W ... 56-36 Manhattan, Kan.

Stanford **Stanford leads 2-0**
H: 0-1 A: 0-1 N: 0-0
3/20/17..... L ... 48-69\$ Manhattan, Kan.
11/30/02..... L ... 57-63 Stanford, Calif.
\$ NCAA Lexington Region Second Round

Stephen F. Austin **K-State leads 4-2**
H: 3-0 A: 0-0 N: 1-2
11/10/17..... W ... 74-49 Manhattan, Kan.
12/11/87..... L ... 59-82 Dallas, Texas
3/13/82..... W ... 78-75\$ Manhattan, Kan.
1/5/81..... W ... 83-75 Manhattan, Kan.
1/9/76..... W ... 63-46 Temple, Texas
2/26/72..... L ... 65-67 (OT) Houston, Texas
\$ NCAA East Regional First Round

Temple **K-State leads 1-0**
H: 0-0 A: 0-0 N: 1-0
11/29/02..... W ... 72-65 Stanford, Calif.

Temple JC **K-State leads 1-0**
H: 0-0 A: 1-0 N: 0-0
1/8/76..... W ... 93-77 Temple, Texas

Tennessee **Tennessee leads 4-0**
H: 0-0 A: 0-2 N: 0-2
12/6/85..... L ... 56-68 DeKalb, Ill.
1/7/82..... L ... 68-83 Knoxville, Tenn.
3/15/80..... L ... 64-84\$ Knoxville, Tenn.
3/24/77..... L ... 69-81\$ Minneapolis, Minn.
\$ AIAW National Tournament

Tennessee Tech **TTU leads 2-0**
H: 0-0 A: 0-0 N: 0-2
12/15/77..... L ... 59-73 Columbus, Ohio
3/25/77..... L ... 58-68\$ Minneapolis, Minn.
\$ AIAW National Tournament

Tennessee State **K-State leads 3-0**
H: 1-0 A: 2-0 N: 0-0
11/8/13..... W ... 85-53 Manhattan, Kan.
11/20/12..... W ... 62-47 Nashville, Tenn.
12/30/99..... W ... 72-58 Nashville, Tenn.

Texas **Texas leads 22-16**
H: 9-8 A: 4-13 N: 3-1
2/17/19..... W ... 69-60 Austin, Texas
1/16/19..... W ... 87-69 Manhattan, Kan.
2/10/18..... L ... 54-76 Austin, Texas
1/7/18..... L ... 64-75 Manhattan, Kan.
2/27/17..... L ... 61-69 Manhattan, Kan.
2/4/17..... L ... 58-63 Austin, Texas
2/17/16..... L ... 51-58 Austin, Texas
1/30/16..... L ... 51-66 Manhattan, Kan.
2/18/15..... L ... 58-76 Austin, Texas
2/4/15..... W ... 66-57 Manhattan, Kan.
2/12/14..... L ... 63-69 Manhattan, Kan.
1/5/14..... L ... 53-67 Austin, Texas
3/8/13..... W ... 51-49% Dallas, Texas
2/13/13..... W ... 68-47 Manhattan, Kan.
1/26/13..... L ... 40-59 Austin, Texas
2/18/12..... W ... 65-45 Manhattan, Kan.
2/1/12..... W ... 64-55 Austin, Texas
2/9/11..... L ... 59-69 Manhattan, Kan.
2/17/10..... L ... 41-62 Austin, Texas
3/4/09..... W ... 66-50 Manhattan, Kan.
1/16/08..... W ... 77-74 (OT) Austin, Texas
2/3/07..... L ... 34-61 Manhattan, Kan.
1/22/06..... L ... 70-71 (OT) Austin, Texas
3/10/05..... W ... 72-69% Kansas City, Mo.
2/16/05..... L ... 60-64 Manhattan, Kan.
2/29/04..... L ... 63-65 Austin, Texas
1/25/03..... W ... 71-69 Manhattan, Kan.
3/6/02..... W ... 79-63% Kansas City, Mo.
1/30/02..... W ... 80-76 (OT) Austin, Texas
1/17/01..... W ... 72-63 Manhattan, Kan.
1/5/00..... L ... 58-80 Austin, Texas
1/16/99..... W ... 75-65 Manhattan, Kan.
2/11/98..... L ... 57-73 Austin, Texas
1/11/97..... W ... 68-67 Manhattan, Kan.
12/15/84..... L ... 48-74 Austin, Texas
12/30/83..... L ... 78-82 Manhattan, Kan.
3/25/83..... L ... 70-73 (OT)# Ruston, La.
12/11/82..... L ... 73-93 Austin, Texas
% Big 12 Conference Championship
NCAA Midwest Regional

Texas A&M **K-State leads 13-9**
H: 7-2 A: 5-4 N: 1-3
12/19/12..... L ... 60-83 Las Vegas, Nev.
2/8/12..... L ... 36-67 College Station, Texas
1/4/12..... W ... 71-69 (OT) Manhattan, Kan.
3/2/11..... W ... 71-67 Manhattan, Kan.
2/13/10..... L ... 63-69 College Station, Texas
3/13/09..... L ... 63-65% Oklahoma City, Okla.
3/1/09..... L ... 45-71 Manhattan, Kan.
1/13/08..... W ... 67-54 College Station, Texas
1/6/07..... W ... 48-45 Manhattan, Kan.
1/11/06..... L ... 39-66 College Station, Texas
1/19/05..... W ... 74-50 Manhattan, Kan.
2/18/04..... W ... 59-56 College Station, Texas
2/22/03..... W ... 88-49 Manhattan, Kan.
1/16/02..... W ... 66-61 College Station, Texas
2/20/01..... W ... 60-55 Manhattan, Kan.
1/15/00..... W ... 67-62 College Station, Texas
1/27/99..... L ... 59-73 Manhattan, Kan.
2/25/98..... L ... 76-81 College Station, Texas
1/25/97..... W ... 73-61 Manhattan, Kan.
12/2/88..... L ... 62-65 Minneapolis, Minn.
12/9/82..... W ... 83-72 College Station, Texas
11/25/76..... W ... 61-53 Plainview, Texas

Texas A&M-Corpus Christi **K-State leads 1-0**
H: 1-0 A: 0-0 N: 0-0
12/2/00..... W ... 63-54 Manhattan, Kan.

TCU **TCU leads 8-7**
H: 4-3 A: 3-4 N: 0-1
2/23/19..... W ... 75-72 Fort Worth, Texas
1/30/19..... L ... 47-61 Manhattan, Kan.
2/17/18..... L ... 70-87 Fort Worth, Texas

1/24/18..... L ... 63-68 Manhattan, Kan.
2/18/17..... W ... 68-65 Fort Worth, Texas
1/18/17..... W ... 74-63 Manhattan, Kan.
1/16/16..... W ... 58-49 Manhattan, Kan.
1/21/16..... L ... 73-87 Fort Worth, Texas
2/28/15..... L ... 47-67 Fort Worth, Texas
2/11/15..... W ... 93-79 Manhattan, Kan.
3/3/14..... L ... 46-51 Manhattan, Kan.
2/19/14..... L ... 44-64 Fort Worth, Texas
1/19/13..... W ... 57-54 Fort Worth, Texas
1/5/13..... W ... 59-58 Manhattan, Kan.
12/11/99..... L ... 62-71 Springfield, Mo.

UT-Arlington **K-State leads 5-0**
H: 5-0 A: 0-0 N: 0-0
12/6/17..... W ... 70-56 Manhattan, Kan.
12/7/16..... W ... 62-49 Manhattan, Kan.
12/3/15..... W ... 61-41 Manhattan, Kan.
12/4/14..... W ... 45-41 Manhattan, Kan.
12/14/08..... W ... 73-63 Manhattan, Kan.

UT Rio Grande Valley **K-State leads 3-0**
H: 2-0 A: 0-0 N: 1-0
12/7/15..... W ... 61-43 Manhattan, Kan.
12/2/05..... W ... 82-56 Manhattan, Kan.
12/12/87..... W ... 110-46 Dallas, Texas

UTSA **K-State leads 3-1**
H: 1-0 A: 1-1 N: 1-0
12/20/10..... L ... 55-72 San Antonio, Texas
12/21/09..... W ... 59-55 Las Vegas, Nev.
11/23/08..... W ... 80-51 Manhattan, Kan.
12/31/03..... W ... 75-45 San Antonio, Texas

Texas State **K-State leads 2-0**
H: 1-0 A: 0-0 N: 1-0
12/16/07..... W ... 90-52 Manhattan, Kan.
2/26/72..... W ... 67-53 Houston, Texas

Texas Tech **K-State leads 21-13**
H: 9-5 A: 10-6 N: 2-2
3/2/19..... W ... 75-67 Manhattan, Kan.
1/19/19..... W ... 66-62 Lubbock, Texas
2/26/18..... W ... 86-63 Lubbock, Texas
2/7/18..... W ... 83-69 Manhattan, Kan.
2/1/17..... W ... 65-53 Lubbock, Texas
1/7/17..... W ... 68-54 Manhattan, Kan.
2/21/16..... W ... 65-53 Manhattan, Kan.
1/24/16..... W ... 65-53 Lubbock, Texas
2/15/15..... L ... 68-74(OT) Manhattan, Kan.
1/31/15..... W ... 41-38 Lubbock, Texas
2/15/14..... W ... 60-54 Manhattan, Kan.
1/14/14..... W ... 72-65 Lubbock, Texas
3/2/13..... W ... 68-62 Manhattan, Kan.
1/9/13..... L ... 50-59 Lubbock, Texas
3/3/12..... L ... 64-63 Manhattan, Kan.
1/14/12..... W ... 62-61 Lubbock, Texas
1/15/11..... L ... 66-68 (OT) Lubbock, Texas
3/11/10..... W ... 59-51 Kansas City, Mo.
2/24/10..... L ... 67-75 (OT) Manhattan, Kan.
1/21/09..... W ... 60-48 Lubbock, Texas
1/16/08..... W ... 71-45 Manhattan, Kan.
2/11/07..... W ... 66-59 Lubbock, Texas
1/4/06..... W ... 53-51 Manhattan, Kan.
1/22/05..... W ... 55-53 Lubbock, Texas
3/3/04..... W ... 85-73 Manhattan, Kan.
3/13/03..... L ... 65-71% Dallas, Texas
3/6/03..... L ... 64-73 Lubbock, Texas
1/27/02..... W ... 76-63 Manhattan, Kan.
1/31/00..... L ... 41-72 Lubbock, Texas
1/18/00..... L ... 47-51 Manhattan, Kan.
3/3/99..... L ... 55-74% Kansas City, Mo.
1/9/99..... L ... 60-73 Lubbock, Texas
2/28/98..... L ... 62-67 Manhattan, Kan.
3/5/97..... W ... 76-68% Kansas City, Mo.
1/18/97..... L ... 61-76 Lubbock, Texas
12/1/78..... W ... 83-66 Lubbock, Texas
% Big 12 Conference Championship

Texas Southern **K-State leads 2-0**
H: 2-0 A: 0-0 N: 0-0
3/21/13..... W ... 72-44+ Manhattan, Kan.
12/1/00..... W ... 84-41 Manhattan, Kan.
+ Postseason WNIT

Texas Women's College **K-State leads 2-0**
H: 1-0 A: 0-0 N: 1-0
2/6/79..... W ... 66-62 Manhattan, Kan.
2/17/73..... W ... 45-39 Houston, Texas

Towson **K-State leads 1-0**
H: 0-0 A: 0-0 N: 1-0
3/12/70 W ... 52-42 Boston, Mass.

Tulane **Tulane leads 1-0**
H: 0-1 A: 0-0 N: 0-0
11/21/07 L ... 57-60 Cancun, Mexico

Tulsa **K-State leads 4-0**
H: 2-0 A: 2-0 N: 0-0
11/14/16 W ... 82-62 Manhattan, Kan.
11/13/15 W ... 75-67 Tulsa, Okla.
1/22/82 W ... 94-54 Tulsa, Okla.
11/22/80 W ... 109-78 Manhattan, Kan.

UCLA **UCLA leads 4-0**
H: 0-1 A: 0-2 N: 0-1
11/24/17 L ... 55-64 Las Vegas, Nev.
12/19/80 L ... 70-83 Los Angeles, Calif.
2/27/79 L ... 60-64 Manhattan, Kan.
1/20/78 L ... 62-123 Los Angeles, Calif.

UC Davis **K-State leads 2-1**
H: 1-1 A: 1-0 N: 0-0
3/23/18 L ... 69-71 + Manhattan, Kan.
12/12/10 W ... 61-41 Manhattan, Kan.
12/29/09 W ... 73-59 Davis, Calif.
+ Postseason WNIT

UC Riverside **K-State leads 1-0**
H: 0-0 A: 0-0 N: 1-0
12/30/13 W ... 74-42 San Diego, Calif.

UC Santa Barbara **K-State leads 3-0**
H: 1-0 A: 2-0 N: 0-0
12/15/13 W ... 73-64 Manhattan, Kan.
12/29/12 W ... 60-45 Santa Barbara, Calif.
12/29/86 W ... 57-48 Santa Barbara, Calif.

UMKC **K-State leads 9-3**
H: 7-0 A: 2-3 N: 0-0
11/18/18 W ... 61-50 Manhattan, Kan.
11/18/14 W ... 65-36 Manhattan, Kan.
12/9/06 W ... 64-56 Kansas City, Mo.
12/11/05 W ... 75-42 Manhattan, Kan.
12/11/04 W ... 63-31 Kansas City, Mo.
11/17/00 W ... 62-49 Manhattan, Kan.
1/8/92 L ... 48-72 Kansas City, Mo.
11/27/90 W ... 63-57 Manhattan, Kan.
12/12/89 L ... 54-60 Kansas City, Mo.
11/29/88 W ... 54-35 Manhattan, Kan.
12/19/87 L ... 73-77 Kansas City, Mo.
12/19/86 W ... 72-61 Manhattan, Kan.

UNLV **K-State leads 4-2**
H: 1-0 A: 2-2 N: 1-0
12/21/12 W ... 80-54 Las Vegas, Nev.
11/20/11 L ... 38-44 Las Vegas, Nev.
1/4/86 W ... 66-63 Las Vegas, Nev.
1/27/78 W ... 89-62 Lawrence, Kan.
1/18/78 L ... 84-113 Las Vegas, Nev.
12/17/76 W ... 73-71 Manhattan, Kan.

USC **K-State leads 1-0**
H: 1-0 A: 0-0 N: 0-0
11/20/02 W ... 73-61! Manhattan, Kan.
! Preseason WNIT

Utah **Utah leads 4-3**
H: 2-2 A: 0-2 N: 1-0
3/18/18 W ... 74-57 + Manhattan, Kan.
4/3/13 L ... 46-54 (OT) + Manhattan, Kan.
11/28/98 L ... 58-76 Salt Lake City, Utah
12/6/97 L ... 57-68 Manhattan, Kan.
12/17/94 L ... 46-61 Salt Lake City, Utah
1/1/94 W ... 49-41 Manhattan, Kan.
3/23/77 W ... 70-32\$ Minneapolis, Minn.
+ Postseason WNIT
\$ AIAW National Tournament

UTEP **K-State leads 4-3**
H: 1-1 A: 1-1 N: 2-1
11/26/16 W ... 61-40 St. Thomas USVI
11/25/14 W ... 72-43 Puerto Vallarta, Mexico
11/16/13 L ... 39-84 El Paso, Texas
12/16/12 L ... 50-52 Manhattan, Kan.
11/14/08 W ... 65-44 El Paso, Texas
12/1/07 W ... 66-58 Manhattan, Kan.
12/6/96 L ... 61-67 Moscow, Idaho

Valdosta State **VSU leads 1-0**
H: 0-0 A: 0-0 N: 0-1
3/17/79 L ... 92-104\$ Cookeville, Tenn.
\$ AIAW South Sectional Tournament

Valparaiso **K-State leads 1-0**
H: 0-0 A: 0-0 N: 1-0
3/21/04 W ... 71-63\$ Minneapolis, Minn.
\$ NCAA Midwest Regional First Round

Vanderbilt **Vanderbilt leads 2-1**
H: 1-0 A: 0-0 N: 0-2
12/2/18 W ... 72-61 Manhattan, Kan.
3/23/09 L ... 61-74\$ Albuquerque, N.M.
3/21/05 L ... 60-63\$ Seattle, Wash.
\$\$ NCAA Raleigh Regional Second Round
\$ NCAA Kansas City Regional Second Round

VCU **K-State leads 1-0**
H: 0-0 A: 0-0 N: 1-0
12/20/09 W ... 73-67 Las Vegas, Nev.

Vermont **K-State leads 2-0**
H: 1-0 A: 0-0 N: 1-0
12/30/10 W ... 68-39 Hanover, N.H.
12/17/00 W ... 64-60 (OT) Manhattan, Kan.

Villanova **K-State leads 1-0**
H: 0-0 A: 0-0 N: 1-0
12/28/04 W ... 75-63 Philadelphia, Pa.

Virginia **K-State leads 1-0**
H: 0-0 A: 0-0 N: 1-0
11/29/13 W ... 49-46 Freeport, Bahamas

Virginia State **K-State leads 1-0**
H: 0-0 A: 0-0 N: 1-0
2/7/81 W ... 84-43 University Park, Pa.

Washburn **K-State leads 5-0**
H: 2-0 A: 3-0 N: 0-0
2/21/74 W ... 50-30 Topeka, Kan.
12/7/73 W ... 78-16 Manhattan, Kan.
2/1/72 W ... 39-15 Manhattan, Kan.
1/14/72 W ... 59-26 Topeka, Kan.
2/24/71 W ... 39-24 Topeka, Kan.

Washington **K-State leads 2-0**
H: 1-0 A: 1-0 N: 0-0
12/30/08 W ... 73-60 Seattle, Wash.
11/10/07 W ... 88-61 Manhattan, Kan.

Washington State **K-State leads 4-0**
H: 3-0 A: 1-0 N: 0-0
11/20/09 W ... 70-63 Manhattan, Kan.
12/28/08 W ... 74-58 Pullman, Wash.
12/30/94 W ... 88-68 Manhattan, Kan.
11/28/80 W ... 67-48 Manhattan, Kan.

Wayland Baptist **Wayland leads 10-3**
H: 1-4 A: 1-2 N: 1-4
12/5/81 W ... 93-78 Lincoln, Neb.
11/30/79 W ... 79-69 Manhattan, Kan.
12/5/78 W ... 76-71 Plainview, Texas
12/2/77 L ... 56-70 Manhattan, Kan.
1/11/77 L ... 64-72 Manhattan, Kan.
1/13/76 L ... 53-80 Plainview, Texas
12/16/75 L ... 49-52 Manhattan, Kan.
3/22/75 L ... 55-63\$ Harrisonburg, Va.
1/11/75 L ... 44-91 Plainview, Texas
11/23/74 L ... 57-97 LaVern, Okla.
3/22/74 L ... 34-49\$ Manhattan, Kan.
3/19/70 L ... 43-61 Amarillo, Texas
3/20/69 L ... 21-76 Amarillo, Texas
\$ AIAW National Tournament

Wayne State **Wayne State leads 4-3**
H: 1-2 A: 0-2 N: 2-0
12/3/76 L ... 57-59 Wayne, Neb.
2/2/76 W ... 89-57 Manhattan, Kan.
11/29/75 W ... 90-65 Springfield, Mo.
3/10/73 W ... 43-39\$ Warrensburg, Mo.
2/6/71 L ... 50-51 Manhattan, Kan.
1/17/71 L ... 31-50 Manhattan, Kan.
1/24/70 L ... 45-47 Wayne, Neb.
\$ AIAW Region VI Tournament

Weber State **K-State leads 2-0**
H: 2-0 A: 0-0 N: 0-0
12/17/06 W ... 59-54 Manhattan, Kan.
12/7/02 W ... 60-36 Manhattan, Kan.

Weatherford JC. **K-State leads 1-0**
H: 0-0 A: 0-0 N: 1-0
1/10/76 W ... 66-59 Temple, Texas

West Texas State **K-State leads 1-0**
H: 0-0 A: 0-0 N: 1-0
3/21/70 W ... 56-47 Amarillo, Texas

West Virginia **West Virginia leads 11-5**
H: 3-4 A: 1-6 N: 1-1
3/9/19 W ... 72-59% Oklahoma City, Okla.
2/27/19 W ... 90-79 Manhattan, Kan.
1/26/19 L ... 30-60 Morgantown, W. Va.
2/20/18 L ... 66-75 Manhattan, Kan.
1/3/18 W ... 60-52 Morgantown, W. Va.
2/15/17 L ... 59-66 Morgantown, W. Va.
1/1/17 W ... 86-71 Manhattan, Kan.
3/5/16 L ... 65-74% Oklahoma City, Okla.
2/6/16 L ... 44-64 Morgantown, W. Va.
1/6/16 L ... 53-72 Manhattan, Kan.
3/3/15 W ... 59-55 Manhattan, Kan.
1/21/15 L ... 51-63 Morgantown, W. Va.
2/22/14 L ... 40-61 Manhattan, Kan.
2/8/14 L ... 44-84 Morgantown, W. Va.
2/26/13 L ... 57-66 Morgantown, W. Va.
1/12/13 L ... 52-66 Manhattan, Kan.
% Big 12 Conference Championship

Western Carolina **WCU leads 1-0**
H: 0-0 A: 0-0 N: 1-0
3/13/70 L ... 38-43 Boston, Mass.

Western Illinois **K-State leads 7-0**
H: 7-0 A: 0-0 N: 0-0
12/21/15 W ... 84-45 Manhattan, Kan.
11/21/10 W ... 63-53 Manhattan, Kan.
1/2/08 W ... 68-53 Manhattan, Kan.
11/21/03 W ... 76-48 Manhattan, Kan.
1/3/03 W ... 84-40 Manhattan, Kan.
11/21/00 W ... 63-54 Manhattan, Kan.
11/28/86 W ... 84-46 Manhattan, Kan.

Western Kentucky **Series Tied 1-1**
H: 1-0 A: 0-0 N: 0-1
3/28/06 W 57-56 + (OT) .. Manhattan, Kan.
1/3/86 L ... 69-95 Las Vegas, Nev.
+ Postseason WNIT

Western Michigan **K-State leads 3-0**
H: 1-0 A: 1-0 N: 1-0
2/20/02 W ... 92-75 Manhattan, Kan.
11/26/01 W ... 91-62 St. Thomas, V.I.
12/5/00 W ... 90-81 Kalamazoo, Mich.

Wichita State **K-State leads 41-8**
H: 20-4 A: 21-3 N: 2-1
12/12/14 L ... 48-51 Wichita, Kan.
11/20/13 L ... 46-69 Manhattan, Kan.
12/4/12 W ... 48-43 Wichita, Kan.
12/7/11 W ... 60-34 Manhattan, Kan.
12/15/00 W ... 65-64 Wichita, Kan.
12/18/99 L ... 66-76 Manhattan, Kan.
12/11/96 W ... 63-59 Manhattan, Kan.
11/28/95 W ... 54-44 Wichita, Kan.
11/29/94 W ... 60-55 Salina, Kan.
12/7/93 L ... 54-67 Wichita, Kan.
1/26/93 L ... 54-66 Manhattan, Kan.
12/14/91 L ... 60-70 Wichita, Kan.
12/11/90 W ... 79-57 Manhattan, Kan.
11/28/89 W ... 87-65 Wichita, Kan.
12/29/88 W ... 67-54 Manhattan, Kan.
12/8/87 W ... 75-53 Wichita, Kan.
11/26/85 W ... 76-60 Manhattan, Kan.
12/1/84 W ... 66-49 Wichita, Kan.
1/9/84 W ... 92-71 Manhattan, Kan.
11/29/83 W ... 68-53 Wichita, Kan.
2/8/83 W ... 71-64 Wichita, Kan.
12/18/82 W ... 77-59 Manhattan, Kan.
2/27/82 W ... 68-63 Wichita, Kan.
2/3/82 W ... 69-64 Manhattan, Kan.
3/2/81 L ... 61-65! Emporia, Kan.
2/3/81 L ... 66-67 Manhattan, Kan.
1/10/81 W ... 93-70 Wichita, Kan.
12/12/80 W ... 57-56 Wichita, Kan.

2/28/80 W ... 73-71& Pittsburg, Kan.
2/2/80 W ... 73-53 Manhattan, Kan.
2/23/79 W ... 90-51 Manhattan, Kan.
2/3/79 W ... 81-63 Wichita, Kan.
2/25/78 W ... 78-33 Wichita, Kan.
1/31/78 W ... 84-63 Manhattan, Kan.
2/17/77 W ... 64-60 Manhattan, Kan.
1/31/77 W ... 76-53 Wichita, Kan.
1/6/77 W ... 77-47 Wichita, Kan.
2/18/76 W ... 84-50 Wichita, Kan.
12/9/75 W ... 65-45 Manhattan, Kan.
2/7/75 W ... 82-48 Wichita, Kan.
12/12/74 W ... 78-25 Manhattan, Kan.
2/8/74 W ... 66-25 Wichita, Kan.
1/22/74 W ... 87-21 Manhattan, Kan.
2/10/73 W ... 87-21 Manhattan, Kan.
1/20/73 W ... 57-35 Wichita, Kan.
2/4/72 W ... 49-37 Manhattan, Kan.
1/26/72 W ... 44-40 Wichita, Kan.
2/27/71 W ... 59-32 Manhattan, Kan.
1/22/71 W ... 43-38 Wichita, Kan.
! AIAW Playoff Game
& AIAW Southern Subregional

William Penn **William Penn leads 9-3**
H: 1-2 A: 0-4 N: 2-3
1/28/77 L ... 61-75 Oskaloosa, Iowa
12/10/76 W ... 57-53 Manhattan, Kan.
3/6/76 L ... 59-74# Moorhead, Minn.
2/9/76 L ... 59-72 Oskaloosa, Iowa
2/7/76 W ... 63-61 Normal, Ill.
12/13/75 L ... 58-65 Manhattan, Kan.
3/21/75 W ... 54-43\$ Harrisonburg, Va.
3/8/75 L ... 57-64# Lawrence, Kan.
2/8/75 L ... 57-74 Manhattan, Kan.
11/29/74 L ... 44-53 Oskaloosa, Iowa
3/8/74 L ... 46-52# Brookings, S.D.
2/16/74 L ... 47-58 Oskaloosa, Iowa
AIAW Region VI Tournament
\$ AIAW National Tournament

William Jewell **K-State leads 1-0**
H: 1-0 A: 0-0 N: 0-0
12/8/14 W ... 66-53 Manhattan, Kan.

Wisconsin **Wisconsin leads 1-0**
H: 0-0 A: 0-0 N: 0-1
11/24/06 L ... 53-56 Las Vegas, Nev.

Wisconsin-La Crosse **K-State leads 1-0**
H: 0-0 A: 0-0 N: 1-0
2/7/76 W ... 84-63 Normal, Ill.

Wyoming **K-State leads 4-3**
H: 3-0 A: 1-2 N: 0-1
11/15/07 L ... 44-56 Laramie, Wyo.
3/28/07 L 79-89 (30T)# Laramie, Wyo.
11/17/06 W ... 68-62 (OT) Manhattan, Kan.
11/28/05 W ... 65-55 Laramie, Wyo.
11/19/04 W ... 85-42 Manhattan, Kan.
11/24/00 L ... 70-73 (OT) Corvallis, Ore.
12/29/79 W ... 75-54 Manhattan, Kan.
Postseason WNIT

Yale **K-State leads 2-0**
H: 1-0 A: 0-0 N: 1-0
1/2/10 W ... 78-59 Manhattan, Kan.
11/30/97 W ... 75-47 Chicago, Ill.

Entering the 52nd year of Kansas State women's basketball, the Wildcats have had 42 players surpass the 1,000-point barrier in their careers. The following is a ranking of the 42 players in school history to reach the mark.

1. KENDRA WECKER

2,333 POINTS



WECKER

5-11 • Forward • 2001-05 • Marysville, Kan.

Kodak/WBCA All-American (2005) • Big 12 Conference Player of the Year (2005) • Senior CLASS Award Recipient (2005) • Collegiate Basketball Award of Excellence finalist (2005) • Two-time AP All-American Third Team (2003, 2004) • Two-time USBWA All-American (2003, 2005) • Three-time Naismith National Player of the Year Award finalist (2003, 2004, 2005) • Three-time All-Big 12 First Team selection (2003, 2004, 2005) and 2002 All-Big 12 Third Team selection • Two-time Wade Trophy and John R. Wooden Award finalist (2004, 2005) • Three-time CoSIDA Academic All-District (2003, 2004, 2005) • 2002 All-Big 12 Honorable Mention selection • Two-time Big 12 All-Tournament Team selection (2002, 2005) • Three-time Academic All-Big 12 First Team selection (2003, 2004, 2005) • Seven-time Big 12 Player of the Week • WBCA Division I Player of the Month (February 2005) • Named Preseason WNIT MVP in 2002-03 • Ranks first all-time in career scoring (2,333) and first all-time in career rebounding (1,087) at K-State • Also holds school records for most career double-doubles (52), career field goals made (935) and career field goals attempted (1,913) • Became the first Wildcat and second player in league history to record 2,000 points and 1,000 rebounds in a career • Won a gold medal as a member of the 2003 USA Basketball World Championship for Young Women Team • Her No. 53 jersey was retired on Feb. 26, 2005 • Drafted No. 4 overall by the San Antonio Silver Stars in the 2005 WNBA Draft • Inducted into the State of Kansas Sports Hall of Fame in 2011 • Inducted into the Kansas State Athletics Hall of Fame in 2016.

Years	GP	FG	3FG	FT	Reb/Avg.	A	TO	BK	ST	Pts./Avg.
2001-02	34	221	29	86	264-7.8	97	98	20	60	557-16.4
2002-03	34	257	56	76	281-8.3	125	115	10	62	646-19.0
2003-04	31	217	28	59	250-8.1	83	70	22	58	521-16.8
2004-05	29	240	40	89	292-10.1	74	73	19	47	609-21.0
Totals	128	935	153	310	1,087-8.5	379	356	71	227	2,333-18.2

WNBA Career

San Antonio Silver Stars (2005-07); Washington Mystics (2008)

Years	GP	FG	3FG	FT	Reb/Avg.	A	TO	BK	ST	Pts./Avg.
2005 (SAS)	1	2	0	0	0/0.0	2	1	0	1	4/4.0
2006 (SAS)	34	75	19	21	84/2.5	47	32	3	11	190/5.6
2007 (SAS)	14	6	0	4	8/0.3	4	3	1	3	16/1.1
2008 (WAS)	9	2	1	0	11/1.2	7	7	0	3	5/0.6
Totals	58	85	20	25	103/1.8	60	43	4	18	215/3.7

2. NICOLE OHLDE

2,241 POINTS



OHLDE

6-5 • Center • 2000-04 • Clay Center, Kan.

Two-time consensus First Team All-American - Kodak/WBCA, AP and USBWA (2003, 2004) • Two-time State Farm Wade Trophy and Naismith National Player of the Year awards finalist (2003, 2004) • John R. Wooden Award Finalist (2004) • Two-time Big 12 Conference Player of the Year (2003, 2004) • 2004 CoSIDA Second Team Academic All-America • 2002 AP Honorable Mention All-American • Three-time Kodak All-District selection (2002, 2003, 2004) • 2002 ESPN The Magazine Center of the Year Finalist • Three-time CoSIDA Academic All-District • Four-time All-Big 12 selection (2002, 2003, 2004, First Team - 2001, Third Team) • 2001 Big 12 Conference Freshman of the Year • Three-time Academic All-Big 12 First Team selection (2002, 2003, 2004) • WBCA Division I Player of the Month (January 2004) • Senior CLASS Award finalist (2004) • Two-time Honda Women's Basketball Award finalist (2003, 2004) • Collegiate Basketball Award of Excellence recipient (2004) • Ranked second in the school record books in career scoring (2,241), rebounds (995), field goals made (882) and career double-doubles (39) • Ranks third in career blocks (204) • Ranked first in career free throws made (476) and free throws attempted (707) • Ranks third for career minutes played (4,103) • Owns the school record for career games with 10 or more points in a game (117) • Seven-time Big 12 Player of the Week honoree • Drafted No. 6 overall by the Minnesota Lynx in the 2004 WNBA Draft • Played 21 games including every game of the postseason, for the 2009 WNBA champion Phoenix Mercury • Won two gold medals as a member of the USA Basketball World Championship for Young Women Teams in 2002 and 2003 • The most decorated player ever in school history, her No. 3 jersey was retired on March 3, 2004 • Named Big 12 Female Athlete of the Year in 2004 • Inducted into the State of Kansas Sports Hall of Fame in 2013 • Inducted into the Kansas State Athletics Hall of Fame in 2016.


the Week honoree • Drafted No. 6 overall by the Minnesota Lynx in the 2004 WNBA Draft • Played 21 games including every game of the postseason, for the 2009 WNBA champion Phoenix Mercury • Won two gold medals as a member of the USA Basketball World Championship for Young Women Teams in 2002 and 2003 • The most decorated player ever in school history, her No. 3 jersey was retired on March 3, 2004 • Named Big 12 Female Athlete of the Year in 2004 • Inducted into the State of Kansas Sports Hall of Fame in 2013 • Inducted into the Kansas State Athletics Hall of Fame in 2016.

Years	GP	FG	3FG	FT	Reb/Avg.	A	TO	BK	ST	Pts./Avg.
2000-01	27	191	0	82	220-8.1	45	86	17	41	464-17.2
2001-02	34	245	0	120	262-7.7	94	96	69	49	610-17.9
2002-03	34	243	1	138	306-9.0	109	93	65	31	625-18.4
2003-04	31	203	0	136	207-6.7	119	68	53	26	542-17.5
Totals	126	882	1	476	995-7.9	367	343	204	147	2,241-17.8

WNBA Career

Minnesota Lynx (2004-08); Phoenix Mercury (2009-10); Tulsa Shock (2010)

Years	GP	FG	3FG	FT	Reb/Avg.	A	TO	BK	ST	Pts./Avg.
2004 (MIN)	34	136	0	125	194/5.7	60	74	45	16	397/11.7
2005 (MIN)	34	133	0	116	194/5.7	78	84	22	21	382/11.2
2006 (MIN)	34	120	0	87	190/5.6	54	74	25	20	327/9.6
2007 (MIN)	34	128	0	136	208/6.1	56	82	20	17	392/11.5
2008 (MIN)	34	73	0	51	112/3.3	45	50	22	10	197/5.8
2009 (PHO)	21	38	0	33	59/2.8	6	29	20	5	109/5.2
2010 (PHO/TUL)	32	62	0	31	83/2.6	27	41	17	11	155/4.8
Totals	223	690	0	579	1040/4.7	326	434	171	100	1959/8.8



135

3. BRITTANY CHAMBERS

2,156 POINTS



CHAMBERS

5-8 • Guard • 2009-13 • Jordan, Minn.

2013 Associated Press All-America Honorable Mention • 2013 WBCA All-America Honorable Mention • 2013 WBCA All-Region 5 • 2013 Senior CLASS Award All-Senior All-America Second Team • 2013 Senior CLASS Award finalist • 2013 Postseason WNIT All-Tournament Team • Three-time All-Big 12 First Team selection (2011, 2012 & 2013) • Three-time Academic All-Big 12 First Team selection (2011, 2012 & 2013) • 2013 Waco Tribune All-Big 12 First Team • 2013 Big 12 Scholar-Athlete of the Year • 2012 World Vision Classic All-Tournament Team • 2012-13 Preseason All-Big 12 Honorable Mention selection • Capital One/CoSIDA Academic All-District VII Third Team selection (2011) • Five-time Big 12 Player of the Week selection • Third player in school history and fourth player among Big 12 schools with 2,000 career points, 850 career rebounds and 350 career assists • Third player, and the only guard, to rank among the top-10 in school history in career scoring, rebounding and assists • Ranks third in school history for career points (2,156) • Set the school record for points in a season (778, 2012-13) • Set the school record for points per game in a season (21.0, 2012-13) • Set the single game school record for points with 42 against Texas Southern on March 21, 2013 • Set the school record for consecutive games with a point (133) • Third in school history for career games with 10 or more points (109) • Holds school record for 30 point games in a career (6) • Ranks fifth in school history for career rebounds (862) • Ranks eighth in school history for career assists (363) • Ranks ninth in school history for career double-doubles (15) • Ranks second in school history, third in Big 12 history and 22nd in NCAA Division I history for career 3-point field goals made (350) • Holds school record for career 3-point field goals attempted (974) • Set the school and Big 12 records for 3-point field goals made (117) and attempted (310) by a senior • Holds school record for career games played (135) and career games started (130) • Holds the school record for minutes played in a career (4,738) and a season (1,379) • Drafted No. 22 overall by the Los Angeles Sparks in the 2013 WNBA Draft.

Years	GP	FG	3FG	FT	Reb/Avg.	A	TO	BK	ST	Pts./Avg.
2009-10	32	129	65	65	185/5.8	80	98	2	22	388/12.1
2010-11	32	187	88	52	185/5.8	84	113	2	38	514/16.1
2011-12	34	162	80	72	211/6.2	77	114	4	38	476/14.0
2012-13	37	273	117	115	281/7.6	122	103	3	46	778/21.0
Totals	135	751	350	304	862/6.4	363	428	11	144	2,156/16.0



SWEAT



KOEHN



D. MILLER



HAZIM



FEENEY



LEWIS



ROMSTAD



JACOBSON



STIRES



DIETZ

4. ASHLEY SWEAT

1,805 POINTS

6-2 • Forward • 2006-2010 • McPherson, Kan.

2010 Lowe's Senior CLASS All-Senior All-America First Team • 2010 CoSIDA/ESPN the Magazine Academic All-America Third Team • 2010 CoSIDA/ESPN the Magazine Academic All-District VII First Team • 2010 All-Big 12 First Team • 2010 Dallas Morning News All-Big 12 Second Team • 2009 All-Big 12 First Team • 2009 Dallas Morning News All-Big 12 Second Team • 2009 CoSIDA/ESPN the Magazine Academic All-District VII Second Team • Three-time Academic All-Big 12 First Team recipient • 2007 Postseason WNIT All-Tournament team • 2007 All-Big 12 Rookie Team • 2007 Waco Tribune-Herald Big 12 All-Rookie Team • Point total from 2008-09 season was third highest by a junior in school history • Set the school record with 33 consecutive free throws made during the 2009 season • Ranks 28th in school history for career rebounds with 441 • Was the 25th player in school history to record 1,000 points and 400 rebounds for her career.

Years	GP	FG	3FG	FT	Reb./Avg.	A	TO	BK	ST	Pts./Avg.
2006-07	34	141	27	78	166/4.9	39	56	18	34	387/11.4
2007-08	32	127	29	76	108/3.4	35	68	23	27	359/11.2
2008-09	33	197	19	132	167/5.1	45	73	11	39	545/16.5
2009-10	32	172	35	135	163/5.1	50	68	18	35	514/16.1
Totals	131	637	110	421	604/4.6	169	265	70	135	1,805/13.8

5. LAURIE KOEHN

1,733 POINTS

5-8 • Guard • 2001-05 • Hesston, Kan.

K-State and Big 12 Conference all-time career leader in 3-point field goals made (392) • 2005 CoSIDA Second Team Academic All-America • 2004 CoSIDA First Team Academic All-America • Two-time All-Big 12 Second Team selection (2004, 2005) • 2002 All-Big 12 Third Team • Four-time Academic All-Big 12 First Team honoree • Holds the school record and is second in the Big 12 for career 3-point field goal attempts (942) • Named 2001-02 ESPN.com Rookie of the Year • Won a gold medal with the 2002 USA Basketball World Championship For Young Women Team and a silver medal as a member of the 2003 USA Basketball Pan American Games Team • Three-time Big 12 Freshman of the Week pick • Finished third in the Mountain Dew College Three-Point Shootout in 2004-05 • Signed a free agent contract with the WNBA's Washington Mystics for the 2005 season. • Won the Three-Point Shootout at the 2007 WNBA All-Star Game. • Inducted into the State of Kansas Sports Hall of Fame in 2018.

Years	GP	FG	3FG	FT	Reb./Avg.	A	TO	BK	ST	Pts./Avg.
2001-02	34	192	122	94	114-3.4	85	103	3	36	600-17.6
2002-03	24	106	72	33	82-3.4	44	43	2	19	317-13.2
2003-04	31	140	100	39	75-2.4	41	40	1	21	419-13.5
2004-05	32	136	98	27	91-2.8	48	52	4	36	397-12.4
Totals	121	574	392	193	362-3.0	218	238	10	112	1,733-14.3

WNBA Career

Washington Mystics (2005-08); Atlanta Dream (2012)

Years	GP	FG	3FG	FT	Reb./Avg.	A	TO	BK	ST	Pts./Avg.
2005 (WAS)	30	37	35	4	11/0.4	10	6	0	2	113/3.8
2006 (WAS)	32	23	22	3	12/0.4	8	5	2	2	71/2.2
2007 (WAS)	28	13	12	2	8/0.3	5	3	0	0	40/1.4
2008 (WAS)	30	24	23	0	11/0.4	3	10	0	0	71/2.4
2012 (ATL)	23	14	13	0	10/0.4	3	6	0	2	41/1.8
Totals	143	111	105	9	52/0.4	29	30	2	6	336/2.3

6. DIANA MILLER

1,705 POINTS

5-11 • Forward • 1987-91 • Hutchinson, Kan.

1990 Kodak All-District Team selection • Ranked fourth all-time in career scoring (1,705) • 1990 Honorable Mention All-American • Co-Big Eight Conference Player of the Year in 1990 • Two-time All-Big Eight First Team selection (1990, 1991) • Two-time All-Big Eight Honorable Mention (1988, 1989) • Ranked 23rd in assists (236).

Years	GP	FG	3FG	FT	Reb./Avg.	A	TO	BK	ST	Pts./Avg.
1987-88	28	117	8	41	195-7.0	61	104	5	43	283-10.1
1988-89	29	149	15	71	192-6.6	57	99	8	44	384-13.2
1989-90	30	197	45	80	195-6.5	48	86	19	42	519-17.3
1990-91	27	194	44	87	165-6.1	70	86	13	39	519-19.2
Totals	114	657	112	279	747-6.6	236	375	45	168	1,705-15.0

7. NADIRA HAZIM

1,670 POINTS

5-8 • Guard • 1987-91 • Topeka, Kan.

1991 Kodak All-District selection • Honorable Mention All-American in 1991 • 1991 All-Big Eight First Team selection • Two-time All-Big Eight Second Team pick (1989, 1990) • Tied for fourth on the single game steals list with nine (twice) and fourth in career free throws (334) • Ranked fourth in career steals (260) and 17th in assists (278).

Years	GP	FG	3FG	FT	Reb./Avg.	A	TO	BK	ST	Pts./Avg.
1987-88	28	123	0	72	122-4.4	79	123	3	67	318-11.4
1988-89	27	166	1	48	118-4.4	50	77	1	54	381-14.1
1989-90	30	180	1	106	160-5.3	70	100	8	76	467-15.6
1990-91	27	186	24	108	154-5.7	79	105	7	63	504-18.7
Totals	112	655	26	334	554-5.0	278	405	19	260	1,670-14.9

7. EILEEN FEENEY

1,670 POINTS

5-11 • Forward • 1976-80 • East Hanover, N.J.

Ranked ninth in career rebounding (783) and tied for seventh in career scoring (1,670) • Tied for third in single game rebounding (19) • All-Big Eight Second Team selection in 1980 • Named to the Big Eight All-Tournament Team in 1980.

Years	GP	FG	3FG	FT	Reb./Avg.	A	TO	BK	ST	Pts./Avg.
1976-77	35	147	—	36	162-4.6	—	—	—	—	330-9.4
1977-78	34	209	—	44	210-6.2	—	—	—	—	462-13.6
1978-79	31	194	—	31	192-6.2	—	—	—	—	419-13.5
1979-80	34	208	—	43	219-6.4	—	—	—	—	459-13.5
Totals	134	758	—	154	783-5.9	—	—	—	—	1,670-12.5

9. BREANNA LEWIS

1,552 POINTS

6-5 • Center • 2013-17 • Milwaukee, Wis.

2017 WBCA All-Region 3 Team • 2017 All-Big 12 First Team • 2017 Big 12 All-Defensive Team • 2017 Academic All-Big 12 First Team • 2016-17 Naismith Trophy Watch List • 2016-17 Senior CLASS Award candidate • 2016 Paradise Jam All-Tournament Team (Island Division) • 2016-17 Preseason All-Big 12 Team • 2016 All-Big 12 First Team • 2016 Big 12 All-Defensive Team • 2016 Waco Tribune-Herald All-Big 12 First Team • 2015-16 Preseason All-Big 12 Honorable Mention • 2015 All-Big 12 Second Team • 2015 Big 12 All-Defensive Team • 2014 Big 12 Academic All-Rookie Team • Ranks fifth all-time in career rebounds (865) at K-State • Fourth player in school history with 1,500 or more career points and 800 or more career rebounds • Holds school record for career blocks (282) and ranks seventh in Big 12 history • Second in school history for career blocks per game (2.20) • Tied for sixth in school history for career double-doubles (21) • Fifth in school history for career field goals made (666) • Ninth in school history for career field goal percentage (.524) • Tied for fourth in school history for career starts (123) • Drafted No. 23 overall by the Dallas Wings in the 2017 WNBA Draft.

Years	GP	FG	3FG	FT	Reb./Avg.	A	TO	BK	ST	Pts./Avg.
2013-14	29	73	0	20	133/4.6	8	56	44	16	166/5.7
2014-15	33	157	0	66	211/6.4	24	85	97	50	380/11.5
2015-16	32	231	0	73	241/7.5	16	84	82	47	535/16.7
2016-17	34	205	0	61	280/8.2	18	58	59	34	471/13.9
Totals	128	666	0	220	865/6.8	66	283	282	147	1552/12.1

WNBA Career

Dallas Wings (2017-18)

Years	GP	FG	3FG	FT	Reb./Avg.	A	TO	BK	ST	Pts./Avg.
2017 (DAL)	13	2	0	3	9/0.7	2	7	0	0	7/0.5
2018 (DAL)	5	3	0	1	7/1.4	0	2	1	0	7/1.4
Totals	18	5	0	4	16/0.9	2	9	1	0	14/0.8

10. TAMMIE ROMSTAD

1,548 POINTS

6-1 • Center • 1978-82 • Independence, Mo.

Two-time Wade Trophy finalist (1981, 1982) • Kodak All-Region VI • American Women's Sports Team Third Team All-American • 1980 Women's Basketball League Region VI All-American • Member of the 1977 U.S. Select National Team • Ranks second for in school history for single season scoring (686) • Holds K-State's single-season rebounding mark (337) • Jersey retired (#33) on March 1, 2009. • Holds K-State's single season scoring (686) and rebounding marks (337) • Jersey retired (#33) on March 1, 2009. • Inducted into the Kansas State Athletics Hall of Fame in 2013.

Years	GP	FG	3FG	FT	Reb./Avg.	A	TO	BK	ST	Pts./Avg.
1978-79	21	45	—	23	75-3.6	—	—	—	—	113-5.4
1979-80	35	292	—	102	337-9.6	—	—	—	—	686-19.6
1980-81	14	100	—	33	116-8.3	—	—	—	—	233-16.7
1981-82	32	218	—	80	251-7.8	—	—	—	—	516-16.1
Totals	102	655	—	238	779-7.3	—	—	—	—	1,548-15.2

11. BRIT JACOBSON

1,519 POINTS

5-7 • Guard • 1994-98 • Chugiak, Alaska

Three-time Honorable Mention All-Conference selection • 1998 Academic All-Big 12 selection • Ranked third all-time in free throws made (348) and free throw attempted (541) • Ranks ninth in field goals attempted (1,356), 19th in career assists (276) and seventh in career steals (219).

Years	GP	FG	3FG	FT	Reb./Avg.	A	TO	BK	ST	Pts./Avg.
1994-95	27	136	1	94	138-5.1	48	100	2	34	367-13.6
1995-96	30	166	9	102	162-5.4	35	94	5	57	443-14.8
1996-97	27	133	28	70	116-4.3	75	99	1	54	364-13.5
1997-98	28	127	9	82	123-4.4	118	113	7	74	345-12.3
Totals	112	562	47	348	539-4.8	276	406	15	219	1,519-13.6

12. SHANELE STIRES

1,344 POINTS

5-11 • Guard • 1992-95 • Salina, Kan.

Selected to the 1995 Kodak All-District V team • Honorable Mention Kodak All-American in 1995 • 1995 All-Big Eight First Team and 1994 All-Big Eight Second Team selection in 1994 • Played professionally with the WNBA's Minnesota Lynx in 2001 and 2002 • Played professionally overseas in Greece and Sweden • Also played three years for the Columbus Quest of the ABL.

Years	GP	FG	3FG	FT	Reb./Avg.	A	TO	BK	ST	Pts./Avg.
1992-93	27	138	7	78	244-9.0	59	99	7	55	361-13.4
1993-94	27	169	29	95	234-8.7	65	86	1	60	462-17.1
1994-95	27	194	36	97	223-8.3	52	63	3	55	521-19.3
Totals	81	501	72	270	701-8.7	176	248	11	170	1,344-16.6

WNBA Career

Minnesota Lynx (2000-02)

Years	GP	FG	3FG	FT	Reb./Avg.	A	TO	BK	ST	Pts./Avg.
2000 (MIN)	21	13	5	4	14/0.7	7	14	0	6	35/1.7
2001 (MIN)	18	20	6	5	27/1.5	14	19	4	8	51/2.8
2002 (MIN)	9	2	1	1	6/0.7	1	2	1	0	6/0.7
Totals	48	35	12	10	47/1.0	22	35	5	14	92/1.9

ABL Career

Columbus Quest (1997-99)

Years	GP	FG	3FG	FT	Reb./Avg.	A	TO	BK	ST	Pts./Avg.
1997 (COL)	9	2	1	2	8/0.9	2	2	0	3	7/0.8
1998 (COL)	30	18	2	5	32/1.1	8	14	2	3	43/1.4
1999 (COL)	14	22	7	8	32/2.3	7	9	1	4	59/4.2
Totals	53	42	10	15	72/1.4	17	25	3	10	109/2.1



WILLIAMS



FINKES



GIPSON



MAHONEY



WESEMANN



C. JONES



GOTH



CHILDS



COGGINS



REUSSER

13. KIMBERLY DIETZ

1,321 POINTS

5-9 • Guard • 2004-08 • Boulder, Colo.

2008 AP All-American Honorable Mention selection • 2008 All-Big 12 First Team selection • 2008 Waco Tribune All-Big 12 First Team selection • 2008 Kansas City Star All-Big 12 Second Team • 2008 Dallas Morning News All-Big 12 Second Team • Three-time Academic All-Big 12 selection • Named to the 2006 WNIT All-Tournament Team • Ranks 14th in career assists with (306) and was the fourth player in school history to tally 1,300 points and 300 assists for her career • Ranks sixth in school history for career 3-point field goals made with 230 • Ranks eighth in school history for career 3-point field goals attempted with 679.

Years	GP	FG	3FG	FT	Reb/Avg.	A	TO	BK	ST	Pts./Avg.
2004-05	28	22	12	8	26-0.9	34	19	6	8	64-2.3
2005-06	34	112	67	65	100-2.9	90	66	10	26	356-10.5
2006-07	34	156	78	63	106-3.1	99	94	12	45	453-13.3
2007-08	30	163	73	49	72-2.4	83	87	13	40	448-14.9
Totals	126	453	230	185	304-2.4	306	266	41	119	1,321-10.5

14. GAYLA WILLIAMS

1,320 POINTS

5-6 • Guard • 1977-81 • Cedar Point, Kan.

1981 All-Big Eight First Team selection • Named to the All-Big Eight Tournament Team in 1981 • Member of the 1979 National Sports Festival Midwest Team • 1981 CoSIDA Academic All-District selection • Ranked 21st in career assists (249) • Ninth in single-season free throw percentage (.848, 56-66) • Also ranked tied for third in career games played (131).

Years	GP	FG	3FG	FT	Reb/Avg.	A	TO	BK	ST	Pts./Avg.
1977-78	32	128	—	60	110-3.4	—	—	—	—	316-9.9
1978-79	31	117	—	76	83-2.7	—	—	—	—	310-10.0
1979-80	35	131	—	64	88-2.5	—	—	—	—	326-9.3
1980-81	33	156	—	56	85-2.6	—	—	—	—	368-11.2
Totals	131	532	—	256	366-2.8	—	—	—	—	1,320-10.1

15. ANGIE FINKES

1,314 POINTS

6-0 • Forward • 1996-2000 • St. Paris, Ohio

Three-time All-Big 12 Conference Honorable Mention selection (1997, 1998, 1999) • Three-time Academic All-Big 12 Honorable Mention • 1999-00 Successful Farming Magazine All-American Farm Team Honorable Mention.

Years	GP	FG	3FG	FT	Reb/Avg.	A	TO	BK	ST	Pts./Avg.
1996-97	31	90	0	45	118-3.8	25	48	7	11	225-7.3
1997-98	28	159	0	71	153-5.5	39	97	5	31	389-13.9
1998-99	26	135	3	45	156-6.0	47	77	4	25	318-12.2
1999-00	30	155	0	72	129-6.7	54	89	9	26	382-12.7
Totals	115	539	3	233	627-5.5	165	311	25	93	1,314-11.4

16. MARLIES GIPSON

1,313 POINTS

6-0 • Forward • 2005-09 • McPherson, Kan.

Two-time All-Big 12 Second Team selection • 2008 Dallas Morning News All-Big 12 First Team • 2008 Kansas City Star All-Big 12 Second Team • 2009 CoSIDA/ESPN the Magazine Academic All-District VII Second Team • Three-time Academic All-Big 12 First Team • Second in school history for blocked shots in a career with 257 and ranks fifth in Big 12 history • Holds the school record for blocked shots by a freshman (62) and senior (86) • First player in school history to block 70 or more shots in two straight seasons and the first player to ever block 70 shots and 80 shots in a season • Ranks seventh in school history for career rebounds (811) and was the sixth player in school history to record 1,000 points and 800 rebounds for her career • Ranks 28th in school history for career assists (207).

Years	GP	FG	3FG	FT	Reb/Avg.	A	TO	BK	ST	Pts./Avg.
2005-06	34	122	7	31	216/6.4	54	76	62	41	283/8.3
2006-07	16	88	4	24	132/8.3	25	37	39	20	209/13.1
2007-08	32	161	6	47	241/7.5	52	55	70	38	380/11.9
2008-09	33	197	5	43	222/6.7	76	72	86	39	442/13.4
Totals	115	568	22	145	811/7.1	207	240	257	138	1,313/11.4

17. MEGAN MAHONEY

1,307 POINTS

6-0 • Forward/Guard • 2001-05 • Sturgis, S.D.

• Two-time All-Big 12 Honorable Mention (2004, 2005) and 2003 All-Big 12 First Team selection • Three-time Academic All-Big 12 First Team • Second in school history for career assists (589) • First Wildcat in school history to record four-straight 100+ assist seasons • At the time, was the second Kansas State player ever to record a triple-double with 12 points, 10 rebounds and 12 assists vs. Saint Louis on Dec. 6, 2003 • Named to the Big 12 All-Tournament Team in 2005 • Played and started in a school-record 129 consecutive career games since the beginning of her freshman season in 2001-02 • Drafted No. 34 overall by the Connecticut Sun in the 2005 WNBA Draft • Inducted into the South Dakota Basketball Hall of Fame in 2019.

Years	GP	FG	3FG	FT	Reb/Avg.	A	TO	BK	ST	Pts./Avg.
2001-02	34	105	27	49	183-5.4	157	111	13	53	286-8.4
2002-03	34	170	56	77	216-6.4	164	105	9	50	473-13.9
2003-04	31	98	23	40	218-7.0	162	80	16	36	259-8.4
2004-05	30	113	11	52	187-6.2	106	67	14	38	289-9.6
Totals	129	486	117	218	804-6.2	589	363	52	177	1,307-10.1

WNBA Career

Connecticut Sun (2006-07)

Years	GP	FG	3FG	FT	Reb/Avg.	A	TO	BK	ST	Pts./Avg.
2006 (CON)	31	26	7	17	66/2.1	24	25	1	7	76/2.5
2007 (CON)	18	7	1	16	14/0.8	8	11	1	4	31/1.7
Totals	49	33	8	33	80/1.6	32	36	2	11	107/2.2

18. KINDRED WESEMANN

1,295 POINTS

5-7 • Guard • 2013-17 • Pleasant Hill, Mo.

2017 All-Big 12 First Team • 2017 Academic All-Big 12 First Team • 2016 Paradise Jam MVP (Island Division) • 2016 Paradise Jam All-Tournament Team (Island Division) • 2016-17 Senior CLASS Award candidate • 2016-17 Allstate Good Works Team nominee • 2016 All-Big 12 Second Team • 2016 Big 12 WBB Scholar-Athlete of the Year • 2016 Academic All-Big 12 First Team • 2015 Academic All-Big 12 First Team • Ranks 11th in school history for career assists (329) • Fifth in school history and 13th in Big 12 history for career 3-point field goals made (264) • Third in school history and seventh in Big 12 history for 3-point field goals attempted (764) • Fourth in school history for career free throw percentage (.819, 235-of-287) • 12th in school history for career assist-turnover ratio (1.27) • Tenth in career steals (193).

Years	GP	FG	3FG	FT	Reb/Avg.	A	TO	BK	ST	Pts./Avg.
2013-14	29	50	37	32	54/1.9	38	40	0	14	169/5.8
2014-15	33	85	52	42	68/2.1	87	74	0	54	264/8.0
2015-16	32	117	85	69	81/2.5	104	82	0	62	388/12.1
2016-17	34	146	90	92	85/2.5	100	64	2	63	474/13.9
Totals	128	398	264	235	288/2.3	329	260	2	193	1,295/10.1

19. CASSANDRA JONES

1,271 POINTS

5-7 • Guard • 1982-86 • Ft. Lauderdale, Fla.

1986 Street & Smith's Honorable Mention All-American • 1985 All-Big Eight Second Team • Holds the K-State record for career steals (382) and single season steals (129) • Tied for fifth all-time in career assists (379).

Years	GP	FG	3FG	FT	Reb/Avg.	A	TO	BK	ST	Pts./Avg.
1982-83	32	107	—	50	124-3.9	83	88	5	79	264-8.3
1983-84	31	143	—	67	113-3.7	131	125	9	119	353-11.4
1984-85	29	208	—	79	120-4.1	113	110	3	129	495-17.1
1985-86	17	66	—	27	86-5.1	52	63	3	55	159-9.4
Totals	109	524	—	223	443-4.2	379	386	20	382	1,271-11.7

20. KAYLA GOTH

1,253 POINTS

6-1 • Guard • 2015-19 • DeForest, Wis.

2019 All-Big 12 First Team • 2019 Nancy Lieberman Award Watch List • Three-time Academic All-Big 12 First Team (2017, 2018, 2019) • Two-time Big 12 Player of the Week (Dec. 10, 2018 & Jan. 21, 2019) • Two-time College Sports Madness Big 12 Player of the Week (Dec. 10, 2018 & Jan. 21, 2019) • 2018-19 Preseason All-Big 12 Team • 2018 All-Big 12 Second Team • 2018 CoSIDA Academic All-District VII Second Team • 2016 Big 12 Academic All-Rookie Team • Finished her career ranked fourth in program history in career assists (540) • Third player in program history with 1,000 or more points, 500 or more assists and 375 or more rebounds • First in school history for career assist-turnover ratio (1.87) • Second in program history for career games with 10 or more assists (13) • First player in program history and the second among Big 12 programs to tally 500 or more points and 225 or more assists in a season • First player in program history with consecutive seasons of 400 or more points and 225 or more assists... Most assists in a two-season span in school history (452).

Years	GP	FG	3FG	FT	Reb/Avg.	A	TO	BK	ST	Pts./Avg.
2015-16	30	20	2	14	70-2.3	38	24	4	14	56-1.9
2016-17	33	73	17	28	72-2.2	50	38	4	30	191-5.8
2017-18	34	214	37	131	129-3.8	226	115	20	64	596-17.5
2018-19	33	140	21	109	117-3.5	226	112	14	64	410-12.4
Totals	130	447	77	282	388-3.0	540	289	42	172	1,253-9.6

21. JALANA CHILDS

1,237 POINTS

6-2 • Forward • 2008-12 • Orlando, Fla.

2012 All-Big 12 First Team • 2011 All-Big 12 Second Team • Candidate for the 2011-12 Lowe's Senior CLASS Award • 2010 Academic All-Big 12 First Team • 2011 Academic All-Big 12 Second Team • Set the school record for points scored in a Big 12 Championship game with 31 against Iowa State on March 8, 2012.

Years	GP	FG	3FG	FT	Reb/Avg.	A	TO	BK	ST	Pts./Avg.
2008-09	33	44	1	16	55/1.7	10	20	1	5	105/3.2
2009-10	32	103	0	29	142/4.4	28	44	17	9	235/7.3
2010-11	32	168	3	72	135/4.2	33	49	17	22	411/12.8
2011-12	34	197	1	91	171/5.0	33	68	20	16	486/14.3
Totals	131	512	5	208	503/3.8	104	181	55	52	1,237/9.4

22. CLAIRE COGGINS

1,236 POINTS

5-11 • Guard/Forward • 2003-07 • Lee's Summit, Mo.

Two-time All-Big 12 Second Team • 2006 Postseason WNIT MVP • Two-time Preseason All-Big 12 Honorable Mention • Led the team in scoring her junior year and steals her senior year. • Signed as an undrafted free agent with the Chicago Sky in 2007 and played in 20 games.

Years	GP	FG	3FG	FT	Reb/Avg.	A	TO	BK	ST	Pts./Avg.
2003-04	25	30	14	7	38/1.5	20	22	2	33	81/3.2
2004-05	32	117	38	32	99/3.1	70	50	14	40	304/9.5
2005-06	33	166	77	37	101/3.1	70	57	13	47	446/13.5
2006-07	34	162	56	25	115/3.4	53	94	7	64	405/11.9
Totals	124	475	185	101	353/2.8	213	223	36	184	1,236/10.0

WNBA Career

Chicago Sky (2007)

Years	GP	FG	3FG	FT	Reb/Avg.	A	TO	BK	ST	Pts./Avg.
2007 (CHI)	20	19	10	1	16/0.8	8	19	1	5	49/2.5
Totals	20	19	10	1	16/0.8	8	19	1	5	49/2.5



LEHNING



BONNER



GARY



LAUGHLIN



POPPE

23. JANET REUSSER

1,227 POINTS

5-5 • Guard • 1972-76 • Viola, Kan.

Two-time All-American for the Wildcat track and field team (mile relay and 400-meter hurdles) • Ranked eighth all-time in career field goals attempted (1,416) at K-State.

Years	GP	FG	3FG	FT	Reb/Avg.	A	TO	BK	ST	Pts./Avg.
1972-73	25	62	—	32	N/A	—	—	—	—	156-6.2
1973-74	15	64	—	33	N/A	—	—	—	—	161-10.7
1974-75	29	174	—	38	123-4.2	—	—	—	—	386-13.3
1975-76	34	229	—	66	95-2.8	—	—	—	—	524-15.5
Totals	103	529	—	169	N/A	—	—	—	—	1,227-11.9

24. SHALEE LEHNING

1,189 POINTS

5-9 • Guard • 2005-09 • Sublette, Kan.

2009 Associated Press All-America Honorable Mention • 2009 WBCA All-America Honorable Mention • 2009 Lowe's Senior CLASS All-Senior All-America First Team • 2009 Wade Trophy candidate • 2009 Naismith Award candidate • 2009 Wooden Award candidate • 2009 Lowe's Senior CLASS Award finalist (won the online fan vote) • 2008-09 Lieberman Award semifinalist • Two-time All-Big 12 First Team selection (2008 and 2009) and an All-Big 12 Honorable Mention selection (2007) • 2009 CoSIDA/ESPN the Magazine Academic All-America Third Team • Two-time CoSIDA/ESPN the Magazine Academic All-District VII (2008, Third Team; 2009 First Team) • Three-time Academic All-Big 12 First Team • Two-time Big 12 Player of the Week • 2008 Kansas City Star All-Big 12 co-Player of the Year and First Team selection • Two-time Waco Tribune All-Big 12 First Team • 2009 Dallas Morning News All-Big 12 First Team • Holds the school record for assists in a career and ranks second in Big 12 history (800) • Ranks fourth in school history in career rebounds (914) • First player in school and Big 12 history to register 1,000 points, 900 rebounds and 800 assists for a career • Holds the school record for assists by a freshman (189), sophomore (179), junior (203) and senior (229) • Senior year total of 229 assists is a K-State single season record and ranks second in Big 12 history for a season • Led the Big 12 in assists per game in 2007-08 and 2008-09 • Finished second in the nation in assists per game in 2008-09 • Holds the school and Big 12 records for triple-doubles in a career (5) and season (3) • Tied for third in NCAA history for career triple-doubles • Holds the school record for minutes played (4,271) • Ranks fifth in school history for career steals (235) • Ranks tied for third in career starts (123) and career games played (130) • Jersey retired (#5) March 1, 2009 • Drafted 25th overall in the second round of the 2009 WNBA Draft by the Atlanta Dream. • Inducted into the State of Kansas Sports Hall of Fame in 2015.

Years	GP	FG	3FG	FT	Reb/Avg.	A	TO	BK	ST	Pts./Avg.
2005-06	34	83	10	63	224/6.6	189	103	13	60	239/7.0
2006-07	34	99	12	59	236/6.9	179	105	3	55	269/7.0
2007-08	32	127	13	93	243/7.6	203	122	6	72	360/11.3
2008-09	30	117	13	74	211/7.0	229	106	7	48	321/10.7
Totals	130	426	48	289	914/7.0	800	436	29	235	1,189/9.1

WNBA Career

Atlanta Dream (2009-11)

Years	GP	FG	3FG	FT	Reb/Avg.	A	TO	BK	ST	Pts./Avg.
2009 (ATL)	34	36	6	24	79/2.3	127	54	3	18	102/3.0
2010 (ATL)	33	48	13	14	89/2.7	159	61	6	25	123/3.7
2011 (ATL)	18	13	4	8	24/1.3	41	27	2	8	38/2.1
Totals	85	97	23	46	192/2.3	327	142	11	51	263/3.1

25. ANGIE BONNER

1,170 POINTS

6-1 • Center • 1981-84 • St. Louis, Mo.

1984 Kodak All-District V selection • Played in the 1982 National Sports Festival • 1984 Street & Smith's Preseason Honorable Mention All-American • Two-time All-Big Eight Conference Second Team pick (1983, 1984) • Two-time member of the All-Big Eight Tournament Team (1983, 1984).

Years	GP	FG	3FG	FT	Reb/Avg.	A	TO	BK	ST	Pts./Avg.
1981-82	31	77	—	58	116-3.7	2	—	—	11	212-6.8
1982-83	32	184	—	153	238-7.4	16	67	14	26	521-16.3
1983-84	29	161	—	115	186-6.4	29	80	3	31	437-15.1
Totals	92	422	—	326	540-3.4	47	147	17	68	1,170-12.7

26. PRISCILLA GARY

1,169 POINTS

5-5 • Guard • 1981-83 • Memphis, Tenn.

K-State's first Kodak All-American (1983) • 1983 Wade Trophy finalist • Fast Break All-American and Middle America Player of the Year in 1983 • 1983 Kodak All-District V selection • Two-time NCAA Tournament All-Regional team selection in the East (1982) and Midwest (1983) • Two-time All-Big Eight First Team selection • Two-time All-Big Eight Tournament Team selection (1982, 1983) • Holds the school record for career scoring average (18.3) • First woman inducted into the K-State Athletics Hall of Fame (1998) • Jersey retired (#10) on March 1, 2009.

Years	GP	FG	3FG	FT	Reb/Avg.	A	TO	BK	ST	Pts./Avg.
1981-82	32	244	—	95	157-4.9	83	75	—	—	583-18.2
1982-83	32	253	—	80	164-5.1	89	106	9	69	586-18.3
Totals	64	497	—	175	321-5.0	172	181	9	69	1,169-18.3

27. JAN LAUGHLIN

1,165 POINTS

5-9 • Forward • 1971-75 • Manhattan, Kan.

Candidate for the 1976 U.S. Olympic women's basketball and handball teams.

Years	GP	FG	3FG	FT	Reb/Avg.	A	TO	BK	ST	Pts./Avg.
1971-72	23	78	—	37	N/A	—	—	—	—	193-8.4
1972-73	26	114	—	60	N/A	—	—	—	—	268-11.0
1973-74	28	106	—	51	N/A	—	—	—	—	261-9.3
1974-75	33	169	—	83	254-7.7	—	—	—	—	421-12.7
Totals	110	467	—	231	N/A	—	—	—	—	1,165-10.6



JONES



WILLIAMS



PRICE



THOMAS



RETHMAN

28. MARSHA POPPE

1,152 POINTS

5-9 • Forward • 1973-77 • Lincolnville, Kan.

Three-time All-American in the javelin for the Wildcat track and field team (1974-76) • Ranked 20th in career rebounding (579) for the Wildcats.

Years	GP	FG	3FG	FT	Reb/Avg.	A	TO	BK	ST	Pts./Avg.
1973-74	27	92	—	51	N/A	—	—	—	—	235-8.7
1974-75	33	131	—	64	252-7.6	—	—	—	—	326-9.9
1975-76	34	200	—	115	287-8.4	—	—	—	—	515-15.2
1976-77	6	33	—	10	N/A	—	—	—	—	76-12.7
Totals	100	456	—	240	N/A	—	—	—	—	1,152-11.5

29. ANDRIA JONES

1,126 POINTS

6-1 • Forward • 1993-97 • Radnor, Ohio

Associated Press Honorable Mention All-American and Kodak All-District V All-American in 1997 • Named Big 12 Conference Tournament Most Valuable Player in 1997 • All-Big 12 First Team selection in 1997 • Drafted by the ABL's Columbus Quest in 1997.

Years	GP	FG	3FG	FT	Reb/Avg.	A	TO	BK	ST	Pts./Avg.
1993-94	20	15	0	10	17-0.9	5	17	4	5	40-2.0
1994-95	27	64	3	24	127-4.7	39	49	6	29	155-5.7
1995-96	26	130	1	79	169-6.5	47	92	15	39	340-13.1
1996-97	31	231	24	105	219-7.1	76	104	17	66	591-19.1
Totals	104	440	28	218	532-5.1	167	262	42	139	1,126-10.8

30. PEYTON WILLIAMS

1,122 POINTS

6-4 • Forward • 2016-present • Topeka, Kan.

2019 U.S. Pan American Games Team • 2019 Google Cloud Academic All-District VII First Team • 2019 All-Big 12 First Team • 2019 Big 12 All-Defensive Team • Two-time Academic All-Big 12 First Team (2018, 2019) • Big 12 Player of the Week (March 6, 2019) • 2019 Big 12/Dr. Gerald Lage Academic Achievement Award • 2019 Katrina McClain Award Watch List • College Sports Madness Big 12 Player of the Week (Dec. 31, 2018) • 2018-19 Preseason All-Big 12 Team (Honorable Mention) • 2018 Google Cloud Academic All-District VII Second Team • 2018 All-Big 12 Honorable Mention Team • 2016-17 Big 12 Academic All-Rookie Team • Two-time Big 12 WBB Freshman of the Week (Nov. 14, 2016 & Dec. 5, 2016) • Fourth player in program history with 1,000 or more career points, 600 or more career rebounds and 80 or more career blocks • 7th in school history for career free throw percentage (.812) • 16th for career rebounds (659) • Tied for sixth in program history for career double-doubles (21) • 7th in program history for career blocks (90) • 7th in program history for career blocks per game (0.90) • Tied for fourth in program history for career five-block games (3).

Years	GP	FG	3FG	FT	Reb/Avg.	A	TO	BK	ST	Pts./Avg.
2016-17	34	48	0	29	115-3.4	29	32	6	11	125-3.7
2017-18	34	199	14	89	241-7.1	39	42	47	50	501-14.7
2018-19	32	180	21	115	303-9.5	67	71	37	62	496-15.5
Totals	100	427	35	233	659-6.6	135	145	90	123	1,122-11.2

31. KIM PRICE

1,120 POINTS

6-1 • Forward • 1978-83 • Hutchinson, Kan.

Named to the 1981 AIAW All-Region VI team • 1980 All-Big Eight Conference Honorable Mention • Ranks 18th all-time in career rebounding (585) at K-State.

Years	GP	FG	3FG	FT	Reb/Avg.	A	TO	BK	ST	Pts./Avg.
1978-79	31	80	—	31	111-3.8	—	—	—	—	191-6.2
1979-80	35	176	—	97	228-6.5	—	—	—	—	449-12.8
1980-81	33	166	—	63	200-6.1	—	—	—	—	395-12.0
1982-83	27	35	—	15	46-1.7	10	23	1	6	85-3.1
Totals	126	457	—	206	585-4.5	10	23	1	6	1,120-8.9

32. CARLISA THOMAS

1,116 POINTS

5-10 • Guard • 1983-87 • Jacksonville, Fla.

1987 Kodak Honorable Mention All-District V • Three-time All-Big Eight Conference selection (First Team - 1987, Second Team - 1986, Honorable Mention - 1985) • 1987 Big Eight Tournament MVP • Ranks third all-time in career rebounding (923) at K-State • Ranks 10th in career assists (347) and second in steals (289).

Years	GP	FG	3FG	FT	Reb/Avg.	A	TO	BK	ST	Pts./Avg.
1983-84	31	63	—	44	158-5.1	80	110	10	75	170-5.5
1984-85	25	110	—	43	214-8.6	76	118	11	67	263-10.5
1985-86	28	130	—	62	230-8.2	24	28	13	28	322-11.5
1986-87	31	152	—	57	321-10.4	167	131	19	119	361-11.6
Totals	115	455	—	206	923-8.1	347	387	53	289	1,116-9.7

33. KRISTIN RETHMAN

1,099 POINTS

5-9 • Guard • 1998-02 • Corning, Kan.

Holds the school records for highest three-point percentage in a career (.436) and season (.476) • Holds the class records for three-point field goals made as a sophomore (76) and best three-point field goal percentage as a senior (.476) and as a junior (.452) • Finished her career ranked in the top-30 on the NCAA all-time three-point field goal list • Ranked fifth in the Big 12 in three-pointers and fourth in three-point percentage in a career • Four-time Academic All-Big First Team selection.

Years	GP	FG	3FG	FT	Reb/Avg.	A	TO	BK	ST	Pts./Avg.
1998-99	28	63	50	30	58-2.1	50	59	2	24	206-7.4
1999-00	30	93	76	36	127-4.2	96	72	0	13	298-9.9
2000-01	28	96	71	69	131-4.7	74	82	5	20	332-11.9
2001-02	34	81	69	32	85-2.5	74	44	3	17	263-7.7
Totals	120	333	266	167	401-3.3	294	257	10	74	1,099-9.1



RAMAGE



M. MILLER



LEIDING



WOODLEE



L. MILLER



WILCOX



NORTON



BAHNER



GREEN

34. NICKY RAMAGE**1,096 POINTS****6-0 • Forward • 1996-00 • Little River, Kan.**

1999 All-Big 12 Third Team selection • All-Big 12 honorable mention in 2000 • Successful Farming Magazine All-American Farm Team First Team selection • Ranked sixth in field goal percentage (.540).

Years	GP	FG	3FG	FT	Reb./Avg.	A	TO	BK	ST	Pts./Avg.
1996-97	31	41	0	23	85-2.7	16	31	6	11	105-3.4
1997-98	28	77	0	33	104-3.7	19	46	10	12	187-6.7
1998-99	30	160	0	89	187-6.2	37	96	20	32	409-13.6
1999-00	30	144	0	107	185-6.2	35	69	27	22	395-13.2
Totals	119	422	0	252	561-4.7	107	242	63	77	1,096-9.2

35. MARY JO MILLER**1,091 POINTS****5-5 • Guard • 1988-92 • Marshall, Minn.**

Member of the 1991 Big Eight Select Team • 1992 All-Big Eight Conference Second Team selection • 1989 Big Eight Newcomer of the Year • Two-time Academic All-Big Eight selection • Ranks sixth for single season assists (175) • Ranked third all-time in career assists (562) and career steals (288).

Years	GP	FG	3FG	FT	Reb./Avg.	A	TO	BK	ST	Pts./Avg.
1988-89	29	101	8	62	93-3.2	132	110	1	68	272-9.4
1989-90	30	61	3	71	90-3.0	139	122	0	61	196-6.5
1990-91	27	76	14	89	63-2.3	175	134	7	79	255-9.4
1991-92	27	117	29	105	94-3.5	116	133	3	80	368-13.6
Totals	113	355	54	327	340-3.0	562	499	11	288	1,091-9.7

36. SUE LEIDING**1,071 POINTS****6-2 • Center • 1983-87 • Tulsa, Okla.**

1987 Academic All-Big Eight Second Team and 1986 Academic All-Big Eight Honorable Mention.

Years	GP	FG	3FG	FT	Reb./Avg.	A	TO	BK	ST	Pts./Avg.
1983-84	27	43	—	36	70-2.6	4	127	6	7	122-4.5
1984-85	28	73	—	55	95-3.4	17	49	3	12	201-7.2
1985-86	29	91	—	85	150-5.2	23	68	5	19	267-9.2
1986-87	31	181	—	119	194-6.4	42	114	8	33	481-15.5
Totals	115	388	—	295	509-4.4	86	258	22	71	1,071-9.3

37. KIM WOODLEE**1,058 POINTS****5-8 • Guard • 1997-01 • Beersheba Springs, Tenn.**

Kansas State's third all-time leading three-point shooter • Ranked sixth all-time in the Big 12 Conference in three-pointers made (285) and second in three-point attempts (682) • Four-time Academic All-Big First Team selection • Finished second in the State Farm/ESPN Three-Point Shooting Contest in 2000-01 • Named Big 12 Female Sportsperson of the Year in 2001.

Years	GP	FG	3FG	FT	Reb./Avg.	A	TO	BK	ST	Pts./Avg.
1997-98	28	85	67	23	83-3.0	67	78	0	30	260-9.3
1998-99	29	67	57	25	83-2.9	68	56	0	17	216-7.4
1999-00	30	92	83	23	142-4.7	48	50	0	21	290-9.7
2000-01	28	94	78	26	109-3.9	50	46	4	23	292-10.4
Totals	115	338	285	97	417-3.6	233	230	4	91	1,058-9.2

38. LAURIE MILLER**1,053 POINTS****6-0 • Forward • 1975-79 • Smithville, Mo.**

Won a silver medal as a member of the World University Games Team in the summer of 1977 • Ranked 13th in career rebounding (726) and sixth in single season rebounds (282).

Years	GP	FG	3FG	FT	Reb./Avg.	A	TO	BK	ST	Pts./Avg.
1975-76	34	47	—	37	131-3.8	—	—	—	—	131-3.8
1976-77	34	177	—	70	282-8.3	—	—	—	—	424-12.5
1977-78	22	110	—	35	132-6.0	—	—	—	—	255-11.6
1978-79	31	106	—	31	181-5.8	—	—	—	—	243-7.8
Totals	121	440	—	173	726-6.0	—	—	—	—	1,053-8.7

39. LeANN WILCOX**1,049 POINTS****5-8 • Guard • 1976-80 • Kansas City, Mo.**

First scholarship player in program history • Two-time All-Big Eight Tournament Team selection (1978, 1979) • Played on the U.S. Junior Pan American Team • Starred for Athletes in Action in the summer of 1979 • Drafted by the Milwaukee Express of the Women's Professional Basketball League.

Years	GP	FG	3FG	FT	Reb./Avg.	A	TO	BK	ST	Pts./Avg.
1976-77	32	131	—	56	146-4.6	—	—	—	—	318-9.9
1977-78	5	14	—	8	16-3.2	—	—	—	—	36-7.2
1978-79	30	201	—	63	90-3.0	—	—	—	—	465-15.5
1979-80	28	100	—	30	97-3.5	—	—	—	—	230-8.2
Totals	95	446	—	157	349-3.6	—	—	—	—	1,049-11.0

40. SUSIE NORTON**1,036 POINTS****5-7 • Forward/Guard • 1972-76 • Manhattan, Kan.**

Three-time Big Eight Conference champion and NCAA All-American in the javelin at K-State (1974-76) • Four-sport athlete at K-State, competing in basketball, track and field, softball and field hockey during her collegiate career.

Years	GP	FG	3FG	FT	Reb./Avg.	A	TO	BK	ST	Pts./Avg.
1972-73	26	61	—	34	N/A	—	—	—	—	156-6.0
1973-74	26	102	—	42	N/A	—	—	—	—	246-9.5
1974-75	33	153	—	58	175-5.3	—	—	—	—	364-11.1
1975-76	24	109	—	52	112-4.7	—	—	—	—	270-11.2
Totals	109	425	—	186	N/A	—	—	—	—	1,036-9.5

41. KRISTIE BAHNER**1,017 POINTS****5-11 • Forward • 1987-91 • Topeka, Kan.**

1991 Academic All-Big Eight Team selection • Ranked 15th in career rebounding (695).

Years	GP	FG	3FG	FT	Reb./Avg.	A	TO	BK	ST	Pts./Avg.
1987-88	24	45	—	31	92-3.8	10	22	5	21	121-5.0
1988-89	29	108	—	105	205-7.1	33	52	15	40	321-11.1
1989-90	30	134	—	68	207-6.9	32	52	15	40	336-11.2
1990-91	27	82	—	75	191-7.1	40	59	20	33	239-8.9
Totals	110	369	—	279	695-6.2	115	196	65	128	1,017-9.2

42. SUSAN GREEN**1,001 POINTS****5-8 • Guard • 1983-87 • Anthony, Kan.**

1987 Academic All-Big Eight First Team selection • Also named Academic All-Big Eight honorable mention in 1986 • Ranked 20th all-time in career assists (275) at K-State.

Years	GP	FG	3FG	FT	Reb./Avg.	A	TO	BK	ST	Pts./Avg.
1983-84	31	41	—	38	35-1.1	38	43	1	15	120-3.9
1984-85	29	79	—	46	72-2.5	97	125	1	44	204-7.0
1985-86	26	107	—	69	72-2.8	66	88	2	35	277-10.7
1986-87	30	148	—	104	77-2.6	74	98	4	51	400-13.3
Totals	116	375	—	257	256-2.3	275	354	8	145	1,001-8.6



SCORING RECORDS

LAST TIME BY A K-STATE PLAYER

40 POINTS

42 by Brittany Chambers vs. Texas Southern (3/21/13)

CONSECUTIVE GAMES WITH 30 OR MORE POINTS

2 by Brittany Chambers - at West Virginia (36: 2/26/13) & vs. Texas Tech (31: 3/2/13)

CONSECUTIVE GAMES WITH 20 OR MORE POINTS

4 by Peyton Williams - 2/27/19 to 3/10/19

20 REBOUNDS

20 by Shalee Lehning vs. Louisiana Tech (12/6/05)

15 REBOUNDS

15 by Peyton Williams vs. Texas Tech (3/2/19)

15 FIELD GOALS MADE

15 by Brittany Chambers vs. Texas Southern (3/21/13)

25 FIELD GOALS ATTEMPTED

25 by Brittany Chambers vs. Texas Southern (3/21/13)

10 THREE-POINT FIELD GOALS MADE

10 by Laurie Koehn vs. Iowa (1/5/03)

15 THREE-POINT FIELD GOALS ATTEMPTED

15 by Rachel Ranke vs. Chicago State (12/18/17)

15 FREE THROWS MADE

15 by Nicole Ohlde vs. Valparaiso (3/21/04)

20 FREE THROWS ATTEMPTED

21 by Nicole Ohlde vs. Valparaiso (3/21/04)

10 ASSISTS

13 by Kayla Goth vs. West Virginia (3/9/19)

10 STEALS

10 by Jenny Coalson vs. Missouri (2/15/98)

5 BLOCKS

5 by Peyton Williams vs. Kansas (1/13/19)

LAST TIME BY KANSAS STATE

100 POINTS

102 vs. Florida Atlantic (12/13/15)

40 FIELD GOALS MADE

41 vs. Illinois State (11/26/04)

80 FIELD GOALS ATTEMPTED

81 vs. Illinois State (11/26/04)

15 THREE-POINT FIELD GOALS MADE

15 at Baylor (3/4/13)

30 THREE-POINT FIELD GOALS ATTEMPTED

32 at Iowa State (2/24/16)

30 FREE THROWS MADE

32 vs. Colorado (12/6/79)

45 FREE THROWS ATTEMPTED

48 vs. Iowa State (1/25/89)

60 REBOUNDS

61 vs. Mississippi Valley State (12/1/06)

35 ASSISTS

37 vs. Arkansas-Pine Bluff (12/2/02)

25 STEALS

25 vs. Baylor (1/12/00)

10 BLOCKS

11 vs. George Washington (3/18/16)

TEAM GAME

MOST POINTS

Quarter (overall): 34 (4th) vs. West Virginia (2/27/19)

Quarter (1st): 28 vs. Florida Atlantic (12/13/15)

Quarter (2nd): 31 vs. Western Illinois (12/21/15)

Quarter (3rd): 31 vs. Oklahoma State (1/13/18)

Quarter (4th): 34, vs. West Virginia (2/27/19)

Half: 65 vs. Missouri (3/3/84)

Game: 115 vs. Arkansas-Pine Bluff (12/2/02)

Season: 2,635 in 1979-80

MOST POINTS (HOME GAME)

Game: 115 vs. Arkansas-Pine Bluff (12/2/02)

MOST POINTS (ROAD GAME)

Game: 104 at Nebraska (1/18/83)

MOST POINTS (NEUTRAL GAME)

Game: 110 vs. Texas Pan-American (12/12/87)

MOST POINTS (CONFERENCE GAME)

Game: 106 vs. Colorado (12/6/79)

MOST POINTS (BIG 12 GAME)

Game: 95 vs. Missouri (1/7/04)

MOST POINTS BY BOTH TEAMS

Game: 207 (W, 104-103) at Nebraska (1/18/83)

FEWEST POINTS SCORED

Quarter: 5, (1Q) vs. Texas (2/27/17)

Half: 8 vs. Colorado (3/7/92)

Game: 21 vs. Wayland Baptist (3/20/69)

FEWEST POINTS SCORED (CONFERENCE GAME)

Quarter: 5, (1Q) vs. Texas (2/27/17)

Half: 12 vs. Colorado (2/23/02)

Game: 33 at Colorado (1/8/93)

FEWEST POINTS (BIG 12 GAME)

Quarter: 5, (1Q) vs. Texas (2/27/17)

Half: 12 vs. Colorado (2/23/02)

Game: 34 vs. Texas (2/3/07)

FEWEST POINTS BY BOTH TEAMS

Game: 70 (W, 37-33) vs. Missouri (2/10/10)*

* - Big 12 record for fewest combined points in a game

FEWEST POINTS (NCAA TOURNAMENT GAME)

Quarter: 8, (2nd) vs. George Washington (3/18/16)

Half: 10 vs. Connecticut (3/19/12)

Game: 26 vs. Connecticut (3/19/12)

MOST POINTS IN A LOSS

Game: 92 vs. Valdosta (3/17/79)

LARGEST MARGIN OF VICTORY

Game: 78 (115-37) vs. Ark.-Pine Bluff (12/2/02)

LARGEST MARGIN OF DEFEAT

Game: 61 (123-62) vs. UCLA (11/20/78)

TEAM SEASON

POINTS SCORED

- 2,635 in 1979-80
- 2,601 in 1982-83
- 2,566 in 2001-02
- 2,539 in 2002-03
- 2,485 in 1980-81

SCORING AVERAGE

- 81.3 in 1982-83
- 78.8 in 1983-84
- 77.9 in 1978-79
- 75.5 in 2003-04
- 75.5 in 2001-02

SCORING AVERAGE (SINCE 1981-82)

- 81.3 in 1982-83
- 78.8 in 1983-84
- 75.5 in 2003-04
- 75.5 in 2001-02
- 75.4 in 1981-82

FEWEST POINTS ALLOWED

Quarter: 2 (1st) by Kansas (1/20/16)

Game: 15 by Washburn (2/1/72)

Season: 867 in 1971-72

SCORING DEFENSE

- 38.9 in 1973-74
- 39.4 in 1971-72
- 39.9 in 1969-70
- 41.9 in 1972-73
- 43.1 in 1968-69

SCORING DEFENSE (SINCE 1981-82)

- 53.3 in 2008-09
- 56.3 in 2010-11
- 56.5 in 2004-05
- 57.4 in 2011-12
- 57.5 in 2002-03

INDIVIDUAL GAME

SINGLE GAME

- Brittany Chambers, vs. Texas Southern (3/21/13) 42
- Kendra Wecker, vs. Illinois State (11/26/04) 41
- Shawnda DeCamp, vs. Detroit (11/29/93) 38
- LeAnn Wilcox, vs. Pfeiffer (12/22/78) 38
- Nicole Ohlde, vs. Wyoming (11/24/00) 36
- Brittany Chambers, at West Virginia (2/26/13) 36
- Mary Jo Miller, vs. Oklahoma (1/21/92) 35
- Diana Miller, vs. Oklahoma (1/20/90) 35
- Tina Dixon, vs. Texas (12/30/83) 35
- Brittany Chambers, vs. Texas A&M (3/2/11) 35

49 games with 30 or more points (24 players) - see chart pg. 142)

CLASS RECORDS, POINTS IN A GAME

Fr. 36, Nicole Ohlde, vs. Wyoming (11/24/00)

Soph. 35, Tina Dixon, vs. Texas (12/30/83)

..... 35, Brittany Chambers, vs. Texas A&M (3/2/11)

Jr. 38, LeAnn Wilcox , at Pfeiffer (12/22/78)

..... 38, Shawnda DeCamp, vs. Detroit (11/27/93)

Sr. 42, Brittany Chambers, vs. Texas Southern (3/21/13)

POINTS IN A CONFERENCE GAME

Brittany Chambers, at West Virginia (2/26/13) 36

POINTS IN A 1ST QUARTER

Peyton Williams, twice. 11

Kindred Wesemann, vs. UTEP (11/26/16) 11

POINTS IN A 2ND QUARTER

Breanna Lewis. at Texas (2/17/16) 14

POINTS IN A 3RD QUARTER

Kayla Goth, vs. UT Arlington (12/6/17) 18

POINTS IN A 4TH QUARTER

Kayla Goth, vs. West Virginia (2/27/19) 15

POINTS IN A HALF

Brittany Chambers vs. Texas Southern (3/21/13) - 1st H 29

CONSECUTIVE GAMES WITH 20+ POINTS

1. Brittany Chambers (2012-13, Feb. 26 to April 3) 9

MOST POINTS IN CONSECUTIVE GAMES

1. Brittany Chambers (2012-13, Feb. 26 to March 2) 70

INDIVIDUAL POSTSEASON GAME

POINTS IN A BIG EIGHT TOURNAMENT GAME

Priscilla Gary vs. Nebraska (1/15/82) 28

POINTS IN A BIG 12 TOURNAMENT GAME

Jalana Childs vs. Iowa State (3/8/12) 31

POINTS IN AN NCAA TOURNAMENT GAME

Kendra Wecker vs. Vanderbilt (3/21/05) 29

MOST POINTS IN A WNIT GAME

Brittany Chambers, vs. Texas Southern (3/21/13) 42



Kendra Wecker is not only Kansas State's all-time leading scorer with 2,333 career points, but she also closed out her storied four-year career as the Big 12 Conference all-time leading scorer in 2004-05.

INDIVIDUAL SEASON SEASON

1. Brittany Chambers (2012-13)	778
2. Tammie Romstad (1979-80)	686
3. Kendra Wecker (2002-03)	646
4. Nicole Ohlde (2002-03)	625
5. Nicole Ohlde (2001-02)	610
6. Kendra Wecker (2004-05)	609
7. Laurie Koehn (2001-02)	600
8. Kayla Goth (2017-18)	596
9. Andria Jones (1996-97)	591
10. Priscilla Gary (1982-83)	586

CLASS RECORDS, POINTS IN A SEASON

Fr.	600, Laurie Koehn (2001-02)
Soph.	686, Tammie Romstad (1979-80)
Jr.	625, Nicole Ohlde (2002-03)
Sr.	778, Brittany Chambers (2012-13)

SCORING AVERAGE

1. Brittany Chambers (2012-13)	21.0
2. Kendra Wecker (2004-05)	21.0
3. Tammie Romstad (1979-80)	19.6
4. Shawnda DeCamp (1993-94)	19.4
5. Shanelle Stires (1994-95)	19.3

CLASS RECORDS, SCORING AVERAGE

Fr.	17.6, Laurie Koehn (2001-02)
Soph.	19.6, Tammie Romstad (1979-80)
Jr.	19.4, Shawnda DeCamp (1993-94)
Sr.	21.0, Brittany Chambers (2012-13)

GAMES WITH 20+ POINTS IN A SEASON

1. Brittany Chambers (2012-13)	22
--------------------------------	----

GAMES WITH 10+ POINTS IN A SEASON

1. Brittany Chambers (2012-13)	35
2. Kendra Wecker (2002-03)	34
Nicole Ohlde (2002-03)	34
4. Kayla Goth (2017-18)	33

CONSECUTIVE 400+ POINT SEASONS

1. Kendra Wecker (2001-05)	4
Nicole Ohlde (2000-04)	4
3. Eileen Feeney (1977-80)	3
Brittany Chambers (2010-11 to 2012-13)	3
5. Breanna Lewis (2015-16 to 2016-17)	2
Jalana Childs (2010-11 and 2011-12)	2
Ashley Sweat (2008-09 and 2009-10)	2
Kimberly Dietz (2006-07 and 2007-08)	2
Claire Coggins (2005-06 and 2006-07)	2
Shanelle Stires (1993-94 and 1994-95)	2
Diana Miller (1989-90 and 1990-91)	2
Nadira Hazim (1989-90 and 1990-91)	2
Angie Bonner (1982-83 and 1983-94)	2
Priscilla Gary (1981-82 and 1982-83)	2
Kayla Goth (2017-18 and 2018-19)	2
Peyton Williams (2017-18 and 2018-19)	2

INDIVIDUAL CAREER

TOP CAREER SCORERS LIST

1. Kendra Wecker (2001-05)	2,333
2. Nicole Ohlde (2000-04)	2,241
3. Brittany Chambers (2009-13)	2,156
4. Ashley Sweat (2006-10)	1,805
5. Laurie Koehn (2001-05)	1,733
6. Diana Miller (1987-91)	1,705
7. Eileen Feeney (1976-80)	1,670
Nadira Hazim (1987-91)	1,670
9. Breanna Lewis (2013-17)	1,552
10. Tammie Romstad (1978-82)	1,548
11. Brit Jacobson (1994-98)	1,519
12. Shanelle Stires (1992-95)	1,344
13. Kimberly Dietz (2004-08)	1,321
14. Gayla Williams (1977-81)	1,320
15. Angie Finkes (1996-00)	1,314
16. Marlies Gipson (2005-09)	1,313
17. Megan Mahoney (2001-05)	1,307
18. Kindred Wesemann (2013-17)	1,295
19. Cassandra Jones (1982-86)	1,271
20. Kayla Goth (2015-19)	1,253
21. Jalana Childs (2008-12)	1,237
22. Claire Coggins (2003-07)	1,236
23. Janet Reusser (1972-76)	1,227
24. Shalee Lehning (2005-09)	1,189
25. Angie Bonner (1981-84)	1,170
26. Priscilla Gary (1981-83)	1,169
27. Jan Laughlin (1971-75)	1,165
28. Marsha Poppe (1973-77)	1,152
29. Andria Jones (1993-97)	1,126
30. Peyton Williams (2016-present)	1,122
31. Kim Price (1978-83)	1,120
32. Carlisa Thomas (1983-87)	1,116
33. Kristin Rethman (1998-02)	1,099
34. Nicky Ramage (1996-00)	1,096
35. Mary Jo Miller (1988-92)	1,091
36. Sue Leiding (1983-87)	1,071
37. Kim Woodlee (1997-2001)	1,058
38. Laurie Miller (1975-79)	1,053
39. LeAnn Wilcox (1976-80)	1,049
40. Susie Norton (1972-76)	1,036
41. Kristie Bahner (1987-91)	1,017
42. Sue Green (1984-87)	1,001

CAREER SCORING AVERAGE

1. Priscilla Gary (1981-83)	18.3
2. Kendra Wecker (2001-05)	18.2
3. Nicole Ohlde (2000-04)	17.8
4. Shanelle Stires (1992-95)	16.6
5. Brittany Chambers (2009-13)	16.0
6. Tammie Romstad (1978-82)	15.2

CAREER CONSECUTIVE GAMES SCORING

1. Brittany Chambers (2009-13)	133
2. Ashley Sweat (2006-10)	131
3. Nicole Ohlde (2000-04)	126

CAREER GAMES WITH 10 OR MORE POINTS

1. Kendra Wecker (2001-05)	121 &
1. Nicole Ohlde (2000-04)	117 ^
2. Brittany Chambers (2009-13)	109 #

& - ranks tied for 19th in NCAA Division I history

^ - ranks 24th in NCAA Division I history

- ranks tied for 39th in NCAA Division I history

During the previous 51 years of Kansas State women's basketball, the Wildcats have seen 49 games where a player has scored 30 or more points. Below is an alphabetical listing of all the 30-point games in school history. (24 players)

Angie Bonner (1981-84) - 2

Opponent	FG/FGA (FT/FTA)	Date	Pts
Kansas	11/13 (10/12)	Feb. 25, 1984	32
Georgia	7/11 (17/20)	Jan. 6, 1983	31

Brittany Chambers (2009-13) - 6

Opponent	FG/FGA (FT/FTA)	Date	Pts
Texas Southern#	15/25 (3/5)	March 21, 2013	42*
Texas Tech	12/19 (2/4)	March 2, 2013	31
at West Virginia	14/25 (2/4)	Feb. 26, 2013	36
at Iowa State	10/21 (13/17)	Feb. 9, 2013	34
at Nebraska	13/18 (0/2)	Feb. 19, 2011	32
Texas A&M	11/19 (6/8)	March 2, 2011	35

Jalana Childs (2008-12) - 1

Opponent	FG/FGA (FT/FTA)	Date	Pts
vs. Iowa State^	13/23 (5/6)	March 8, 2012	31

Claire Coggins (2003-07) - 1

Opponent	FG/FGA (FT/FTA)	Date	Pts
Idaho State#	11/20 (3/6)	March 17, 2006	31

Jeanne Daniels (1979-82) - 1

Opponent	FG/FGA (FT/FTA)	Date	Pts
Missouri	15/22 (1/1)	Dec. 10, 1979	31

Shawnda DeCamp (1993-94) - 5

Opponent	FG/FGA (FT/FTA)	Date	Pts
Washington St.	12/17 (3/3)	Dec. 30, 1994	32
Colorado	14/31 (0/0)	Jan. 7, 1994	32
Missouri-St. Louis	10/18 (8/9)	Dec. 30, 1993	30
at Ohio State	9/17 (4/4)	Dec. 19, 1993	30
Detroit	14/31 (1/1)	Nov. 29, 1993	38

Tina Dixon (1983-84) - 1

Opponent	FG/FGA (FT/FTA)	Date	Pts
Texas	17/20 (1/3)	Dec. 30, 1983	35

Kayla Goth (2015-19) - 1

Opponent	FG/FGA (FT/FTA)	Date	Pts
West Virginia	9/15 (11/12)	Feb. 27, 2019	30

Brit Jacobson (1994-98) - 1

Opponent	FG/FGA (FT/FTA)	Date	Pts
Missouri-Rolla	11/17 (12/18)	Dec. 27, 1994	34

Jennifer Jones (1983-85) - 2

Opponent	FG/FGA (FT/FTA)	Date	Pts
Missouri	12/13 (9/11)	March 3, 1984	33
Northern Illinois	13/16 (7/8)	Dec. 29, 1984	33

Laurie Koehn (2001-05) - 3

Opponent	FG/FGA (FT/FTA)	Date	Pts
Iowa	11/15 (1/2)	Jan. 5, 2003	33
vs. Georgia St.	10/20 (4/4)	Dec. 29, 2001	31
Oregon State	11/17 (2/2)	Dec. 9, 2001	31

Jan Laughlin (1971-75) - 1

Opponent	FG/FGA (FT/FTA)	Date	Pts
Midland Lutheran	15/27 (3/5)	Dec. 6, 1974	33

Breanna Lewis (2013-17) - 1

Opponent	FG/FGA (FT/FTA)	Date	Pts
Western Illinois	14/19 (2/3)	Dec. 21, 2015	30

Diana Miller (1987-91) - 1

Opponent	FG/FGA (FT/FTA)	Date	Pts
Oklahoma	15/19 (1/1)	Jan. 20, 1990	35

Mary Jo Miller (1988-92) - 1

Opponent	FG/FGA (FT/FTA)	Date	Pts
Oklahoma	12/16 (7/10)	Jan. 18, 1992	35

Nicole Ohlde (2000-04) - 4

Opponent	FG/FGA (FT/FTA)	Date	Pts
Missouri	14/16 (3/4)	Jan. 7, 2004	31
Creighton	13/17 (6/6)	Dec. 14, 2003	32
Texas A&M	14/17 (4/5)	Feb. 20, 2001	32
vs. Wyoming	17/23 (2/3)	Nov. 24, 2000	36

Marsha Poppe (1973-77) - 1

Opponent	FG/FGA (FT/FTA)	Date	Pts
Iowa State	12/24 (10/16)	Jan. 31, 1976	34

Tammie Romstad (1978-82) - 3

Opponent	FG/FGA (FT/FTA)	Date	Pts
Oklahoma State	13/17 (4/6)	Jan. 23, 1982	30
Tulsa	9/15 (14/14)	Nov. 22, 1980	32
Pomona	15/27 (4/5)	Nov. 23, 1979	34

Shanele Stires (1992-95) - 3

Opponent	FG/FGA (FT/FTA)	Date	Pts
Kansas	10/17 (7/8)	Feb. 12, 1995	31
Minnesota	11/15 (6/7)	Dec. 2, 1994	32
Oklahoma State	12/17 (3/5)	Jan. 21, 1994	32

Ashley Sweat (2006-10) - 5

Opponent	FG/FGA (FT/FTA)	Date	Pts
Iowa State	9/14 (10/12)	Jan. 31, 2010	31
Washington St.	12/19 (8/10)	Nov. 20, 2009	33
Oklahoma St.	9/12 (13/13)	Feb. 15, 2009	31
at Washington St.	14/19 (1/1)	Dec. 28, 2008	30
at Wyoming#	12/22 (6/8)	March 28, 2007	31

Haley Texada (2011-15) - 1

Opponent	FG/FGA (FT/FTA)	Date	Pts
Akron#	8/11 (10/13)	March 19, 2015	30

Kendra Wecker (2001-05) - 2

Opponent	FG/FGA (FT/FTA)	Date	Pts
vs. Illinois State	14/19 (5/7)	Nov. 26, 2004	41
at UW-Green Bay	14/25 (0/1)	Dec. 12, 2002	31

Kindred Wesemann (2013-17) - 1

Opponent	FG/FGA (FT/FTA)	Date	Pts
Oklahoma State	10/18 (10/10)	Jan. 28, 2017	34

LeAnn Wilcox (1976-80) - 1

Opponent	FG/FGA (FT/FTA)	Date	Pts
Pfeiffer	19/30 (0/0)	Dec. 22, 1978	38

30+ Point Games by Month

16, December; 11, January; 8, March; 8, February; 6, November

Most Made Field Goals to Reach 30+ Points

19 LeAnn Wilcox, Dec. 22, 1978

Fewest Made Field Goals to Reach 30+ Points

7 Angie Bonner, Jan. 6, 1983

Most Made Free Throws to Reach 30+ Points

17 Angie Bonner, Jan. 6, 1983

Fewest Made Free Throws to Reach 30+ Points

0 Shawnda DeCamp, Jan. 7, 1994
LeAnn Wilcox, Dec. 22, 1978
Brittany Chambers, Feb. 19, 2011

^ - Big 12 Championship game

- WNIT game

* - school record



Brittany Chambers (above) set the school record for the most 30-point games in a career with six during her time with the Wildcats from 2009-13. In her final game with 30 or more points in a game, Chambers set the school record for points in a game and a WNIT game with 42 against Texas Southern on March 21, 2013.

TEAM GAME

MOST FIELD GOALS MADE

Game: 46 vs. Pacific Christian (11/23/81)

MOST FIELD GOAL ATTEMPTS

Game: 109 vs. Iowa State, 1/31/76

HIGHEST FIELD GOAL PERCENTAGE

Quarter: .800 (3rd) (12-of-15) vs. Chicago State (11/11/16)

Half: .818 (18-of-22) vs. Texas Tech - 2nd half (1/27/02)

Game: .714 (40-56) vs. Nebraska (1/18/83)

FEWEST FIELD GOALS ALLOWED

Quarter: 1 (1st) twice:
by Kansas (1/20/16) & by Oklahoma State (1/23/19)

Half: 2 vs. Miss. Valley State (12/1/06)

Game: 5 vs. Miss. Valley State (12/1/06)

TEAM SEASON

FIELD GOALS MADE

- 1,096 in 1979-80
- 1,065 in 1982-83
- 1,023 in 1980-81
- 1,012 in 1978-79
- 1,009 in 1975-76

FIELD GOAL ATTEMPTS

- 2,595 in 1975-76
- 2,401 in 1974-75
- 2,370 in 1977-78
- 2,356 in 1979-80
- 2,350 in 1976-77

FIELD GOAL PERCENTAGE

- .518 (1,065-2,055) in 1982-83
- .518 (968-1,869) in 1983-84
- .503 (986-1,959) in 1981-82
- .494 (938-1,899) in 2001-02
- .480 (954-1,986) in 2002-03

FIELD GOAL DEFENSE

- .290 (427-1,466) in 1973-74
- .349 (708-2,027) in 1974-75
- .355 (725-2,045) in 2002-03
- .361 (653-1,807) in 2003-04
- .365 (623-1,708) in 2004-05

FIELD GOAL DEFENSE (SINCE 1981-82)

- .355 (725-2,045) in 2002-03
- .361 (653-1,807) in 2003-04
- .365 (623-1,708) in 2004-05
- .368 (694-1,885) in 2015-16
- .374 (715-1,911) in 2006-07

INDIVIDUAL GAME

FIELD GOALS MADE

- LeAnn Wilcox, vs. Pfeiffer (12/22/78) 19
- Nicole Ohlde, vs. Wyoming (11/24/00) 17
- Tina Dixon, vs. Texas (12/30/83) 17
- Diana Miller, vs. Oklahoma (1/20/90) 15
- Brittany Chambers, vs. Texas Southern (3/21/13) 15
- 10 players: Most Recent -
Breanna Lewis, vs. Western Illinois (2/21/15) 14

FIELD GOALS MADE IN A 1ST QUARTER

- Peyton Williams, at West Virginia (1/3/18) 5
- Breanna Lewis, vs. Florida Atlantic (12/13/15) 5

FIELD GOALS MADE IN A 2ND QUARTER

- Peyton Williams, twice 6
- Breanna Lewis, at Texas (2/17/16) 6

FIELD GOALS MADE IN A 3RD QUARTER

- Kayla Goth, vs. UT Arlington (12/6/17) 7

FIELD GOALS MADE IN A 4TH QUARTER

- Peyton Williams, vs. Oklahoma State (1/23/19) 5
- Breanna Lewis, vs. Sam Houston State (12/19/15) 5

FIELD GOALS MADE IN A HALF

Brittany Chambers, vs. Texas Southern (3/21/13) - 1st H. 11 (1st)

FIELD GOALS IN A CONFERENCE GAME

Diana Miller, vs. Oklahoma (1/20/90) 15

FIELD GOALS ATTEMPTED

- Shawnda DeCamp, vs. Colorado (1/7/94) 31
- Shawnda DeCamp, vs. Detroit (11/27/93) 31
- Shawnda DeCamp, vs. St. Bonaventure (12/11/93) 31
- Kendra Wecker, at Baylor (2/8/03) 27
- Brittany Chambers, at Oklahoma (2/20/13) 27
- Seven players: Most Recent -
Brittany Chambers, vs. Texas Southern (3/21/13) 25

FIELD GOALS ATTEMPTED IN A HALF

- Kendra Wecker, at Baylor (2/8/03) 16 (2nd)
- Angie Finkes, vs. Eastern Mich. (1/23/98) 16 (2nd)
- Shanele Stires, vs. Missouri (1/29/95) 16 (2nd)

FIELD GOALS ATTEMPTED IN A CONFERENCE GAME

Shawnda DeCamp, vs. Colorado (1/7/94) 31

HIGHEST FG PCT. (MIN. 15 ATTEMPTS)

- Nicole Ohlde, vs. Missouri (1/7/04)875 (14-16)
- Tina Dixon, vs. Texas (12/30/83)850 (17-20)
- Nicole Ohlde, vs. Texas A&M (1/20/01)823 (14-17)
- Angie Finkes, vs. Kansas (2/27/99)800 (12-15)
- Nicole Ohlde, vs. Creighton (12/14/03)765 (13-17)

HIGHEST FG PCT. (MIN. 10 ATTEMPTS)

- Priscilla Gary, vs. CS Fullerton (12/31/82) 1.000 (13-13)
- Marsha Poppe, vs. Missouri St. (12/14/74)920 (11-12)
- Jennifer Jones, vs. Missouri (3/3/84)923 (12-13)
- Priscilla Gary, vs. Nebraska (1/18/83)916 (11-12)
- Stacy Boyle, vs. Wichita St. (12/8/87)909 (10-11)

HIGHEST FG PCT. IN A CONFERENCE GAME

Nicole Ohlde, vs. Missouri (1/7/04)875 (14-16)

INDIVIDUAL SEASON

FIELD GOALS MADE

- Tammie Romstad (1979-80) 292
- Brittany Chambers (2012-13) 273
- Kendra Wecker (2002-03) 257
- Priscilla Gary (1982-83) 253
- Nicole Ohlde (2001-02) 245
- Priscilla Gary (1981-82) 244
- Kendra Wecker (2004-05) 240
- Nicole Ohlde (2002-03) 243
- Andria Jones (1996-97) 231
- Breanna Lewis (2015-16) 231

CLASS RECORDS, MOST FIELD GOALS MADE

Fr. 221, Kendra Wecker (2001-02)

Soph. 292, Tammie Romstad (1979-80)

Jr. 244, Priscilla Gary (1981-82)

Sr. 273, Brittany Chambers (2012-13)

FIELD GOAL ATTEMPTS

- Brittany Chambers (2012-13) 640
- Janet Reusser (1975-76) 589
- Tammie Romstad (1979-80) 561
- Kendra Wecker (2002-03) 551
- Kendra Wecker (2004-05) 504
- Eileen Feeney (1977-78) 499
- Eileen Feeney (1979-80) 492
- Shawnda DeCamp (1993-94) 491
- Eileen Feeney (1978-79) 486
- Laurie Miller (1976-77) 484

FIELD GOAL PCT. (MIN. 150 ATTEMPTS)

- Tina Dixon (1983-84)629 (134-213)
- Angie Bonner (1983-84)605 (161-266)
- Angie Bonner (1982-83)584 (184-315)
- Tina Dixon (1982-83)581 (108-186)
- Nicole Ohlde (2001-02)579 (245-423)
- Nicole Ohlde (2002-03)573 (243-424)
- Nicole Ohlde (2003-04)570 (203-356)
- Jennifer Jones (1984-85)568 (151-266)
- Kristie Bahner (1989-90)565 (134-237)
- Priscilla Gary (1982-83)563 (253-449)

CLASS RECORDS - FIELD GOAL PCT

Fr.588, Angie Bonner (1981-82)

Soph.629, Tina Dixon (1983-84)

Jr.605, Angie Bonner (1983-84)

Sr.570, Nicole Ohlde (2003-04)

INDIVIDUAL CAREER

FIELD GOALS MADE

- Kendra Wecker (2001-05) 935
- Nicole Ohlde (2000-04) 882
- Eileen Feeney (1976-80) 758
- Brittany Chambers (2009-13) 751
- Breanna Lewis (2013-17) 666
- Diana Miller (1987-91) 657
- Nadira Hazim (1987-91) 655
- Tammie Romstad (1978-82) 655
- Ashley Sweat (2006-10) 637
- Laurie Koehn (2001-05) 574

FIELD GOAL ATTEMPTS

- Kendra Wecker (2001-05) 1,913
- Eileen Feeney (1976-80) 1,868
- Brittany Chambers (2009-13) 1,845
- Nicole Ohlde (2000-04) 1,584
- Diana Miller (1987-91) 1,556
- Nadira Hazim (1987-91) 1,466
- Ashley Sweat (2006-10) 1,459
- Janet Reusser (1972-76) 1,416
- Brit Jacobson (1994-98) 1,356
- Laurie Koehn (2001-05) 1,317

FIELD GOAL PCT. (MIN. 350 ATTEMPTS)

- Tina Dixon (1982-84)607 (242-399)
- Angie Bonner (1981-84)593 (422-712)
- Priscilla Gary (1981-83)558 (497-890)
- Nicole Ohlde (2000-04)557 (882-1,584)
- Jennifer Jones (1982-85)551 (411-746)
- Nicky Ramage (1996-00)540 (422-781)
- Tammie Romstad (1978-82)529 (655-1,237)
- Kristie Bahner (1987-91)524 (369-704)
- Breanna Lewis (2013-17)524 (666-1,271)
- Shalee Lehning (2005-09)514 (426-828)



Nicole Ohlde is second in career field goals made (882), third in field goals attempts (1,584) and fourth in field goal percentage (.557).

TEAM GAME

MOST 3-POINT FGS MADE

Game: 16 vs. Oklahoma State (1/23/13)
Both Teams: 25 vs. Western Michigan (12/20/02)

MOST 3-POINT FGS ATTEMPTED

Game: 44 vs. Baylor (1/16/13)
Both Teams: 60 (twice) at Iowa State (1/25/00) & 1/2/02)

HIGHEST 3-POINT PERCENTAGE

Half (Min. 10 att.): .846 (11-13) vs. IUPUI (11/19/01)
Game (Min. 10 att.):
.714 (10-14) vs. Oklahoma St. (1/19/96)
.714 (10-14) vs. Oklahoma (1/18/92)
Both Teams: .568 (25-44), Kansas State (15-24)
vs. Western Michigan (10-20) on 2/16/00

MOST 3-POINT FIELD GOALS ALLOWED

Game: 17 vs. South Dakota (11/19/15)

TEAM SEASON

3-POINT FIELD GOALS MADE

- 325 in 2012-13 *
- 262 in 2001-02
- 241 in 2002-03
- 233 in 2005-06
- 232 in 2009-10

3-POINT FG ATTEMPTS

- 1077 in 2012-13 *
- 731 in 2017-18
- 676 in 2015-16
- 668 in 2013-14
- 664 in 2005-06

3-POINT FGS MADE PER GAME

- 8.78 in 2012-13
- 7.71 in 2001-02
- 7.25 in 2009-10
- 7.20 in 1999-00
- 7.19 in 2004-05

3-POINT FG PERCENTAGE

- .411 (262-637) in 2001-02
- .386 (218-565) in 2003-04
- .383 (189-494) in 2000-01
- .377 (241-639) in 2002-03
- .372 (216-580) in 1999-00

TEAMS WITH 5 PLAYERS W/ 20+ MADE 3-POINT FGS IN A SEASON

2002-03

Laurie Koehn, 72; Kendra Wecker, 56; Megan Mahoney, 56;
Chelsea Domenico, 30; Amy Dutmer, 24

2009-10

Brittany Chambers, 65; Taelor Karr, 56; Kari Kincaid, 50;
Ashley Sweat, 35; Shalin Spani, 24

TEAMS W/ 3 PLAYERS W/ 50+ MADE 3-POINT FGS IN A SEASON

2002-03 Laurie Koehn, 72; Kendra Wecker, 56; Megan Mahoney, 56

2009-10 Brittany Chambers, 65; Taelor Karr, 56; Kari Kincaid, 50

2012-13 Brittany Chambers, 117; Haley Texada, 68; Bri Craig, 64

INDIVIDUAL GAME

3-POINT FIELD GOALS MADE

- Laurie Koehn, vs. Iowa (1/5/03) 10
- Shawnda DeCamp, vs. Detroit (11/29/93) 9
- Brittany Chambers, vs. Texas Southern (3/21/13) 9
- Brittany Chambers, vs. Northwestern (12/19/11) 8
- Kendra Wecker, vs. Illinois State (11/26/04) 8
- Shawnda DeCamp, vs. Ohio State (12/19/93) 8
- Kindred Wesemann, vs. Texas (2/4/15) 8
- Rachel Ranke, at Oklahoma (2/10/19) 8
- 11 players: Most Recent -
Rachel Ranke, vs. Chicago State (12/18/17) 7

MOST 3-POINT FGS MADE IN A CONFERENCE GAME

Kindred Wesemann, vs. Texas (2/4/15) 8
Rachel Ranke, at Oklahoma (2/10/19) 8

3-POINT FIELD GOALS MADE IN A 1ST QUARTER

Peyton Williams, vs. Texas (1/16/19) 3

3-POINT FIELD GOALS MADE IN A 2ND QUARTER

Kindred Wesemann, twice 3
Christianna Carr, vs. Michigan (3/22/19) 3

3-POINT FIELD GOALS MADE IN A 3RD QUARTER

Kaylee Page, vs. Oklahoma State (1/13/18) 4

3-POINT FIELD GOALS MADE IN A 4TH QUARTER

Rachel Ranke, three times 3
Kaylee Page, vs. Kansas (3/2/18) 3
Kindred Wesemann, twice 3

3-POINT FGS MADE IN A HALF

Laurie Koehn vs. Iowa (1/5/03) 8 (1st)

CONSECUTIVE GAMES WITH A 3-POINT FG MADE

Laurie Koehn (2004-05) 26

3-POINT FIELD GOALS ATTEMPTED

- Shawnda DeCamp, vs. Detroit (11/29/93) 22
- Shawnda DeCamp, vs. District of Columbia (12/10/94) 18
- Laurie Koehn, vs. Georgia State (12/29/01) 17
- Laurie Koehn, vs. Notre Dame (3/25/03) 17
- Shawnda DeCamp, vs. Utah (1/1/94) 16

3-POINT FGS ATTEMPTED IN A CONFERENCE GAME

Laurie Koehn vs. Oklahoma (3/11/04) 15

3-POINT FGS ATTEMPTED IN A HALF

Shawnda DeCamp, vs. Detroit (11/27/93) 15 (1st)

3-POINT FG PCT. (MIN. 4 ATTEMPTS)

- Kendra Wecker, at Kansas (1/8/03) 1.000 (5-5)
- Kristin Rethman, at Oklahoma (2/14/01) 1.000 (5-5)
- Kim Woodlee, at Drake (12/9/00) 1.000 (5-5)
- Amy Dutmer, vs. W. Michigan (12/20/03) 1.000 (4-4)
- Kristin Rethman, vs. Grambling St. (11/30/02) 1.000 (4-4)
- Kristin Rethman, at Kansas (1/13/01) 1.000 (4-4)
- Kristin Rethman, vs. Creighton (3/11/99) 1.000 (4-4)
- Missy Decker, vs. Iowa State (2/13/94) 1.000 (4-4)
- Ashley Sweat, vs. Iowa State (2/24/07) 1.000 (4-4)
- Brittany Chambers, at Creighton (11/23/09) 1.000 (4-4)

3-POINT FG PCT IN A CONFERENCE GAME

Kristin Rethman at Oklahoma (2/14/01) 1.000 (5-5)
Kendra Wecker at Kansas (1/8/03) 1.000 (5-5)

3-POINT FG PCT IN A HALF

Laurie Koehn vs. UW-Green Bay (12/6/01) 1.000 (6-6, 1st)
Kim Woodlee at Drake (12/9/00) 1.000 (4-4, 1st)
Missy Decker vs. Texas A&M (1/25/97) 1.000 (4-4, 2nd)

INDIVIDUAL SEASON

3-POINT FIELD GOALS MADE

- Laurie Koehn (2001-02) 122*
- Brittany Chambers (2012-13) 117
- Laurie Koehn (2003-04) 100
- Laurie Koehn (2004-05) 98
- Shawnda DeCamp (1993-94) 91
- Kindred Wesemann (2016-17) 90
- Rachel Ranke (2017-18) 89
- Brittany Chambers (2010-11) 88
- Kindred Wesemann (2015-16) 85
- Kim Woodlee (1999-00) 83

* - ranks tied for 18th in NCAA Division I history

CLASS RECORDS, 3-POINT FIELD GOALS MADE

Fr. 122, Laurie Koehn (2001-02)
Soph. 88, Brittany Chambers (2010-11)
Jr. 100, Laurie Koehn (2003-04)
Sr. 117, Brittany Chambers (2012-13)

3-POINT FIELD GOALS ATTEMPTED

- Brittany Chambers (2012-13) 310
- Laurie Koehn (2001-02) 289
- Rachel Ranke (2017-18) 278
- Brittany Chambers (2011-12) 257
- Kindred Wesemann (2016-17) 256
- Shawnda DeCamp (1993-94) 255
- Laurie Koehn (2004-05) 248
- Kimberly Dietz (2006-07) 240
- Brittany Chambers (2010-11) 236
- Laurie Koehn (2003-04) 230

3-POINT FIELD GOAL PCT (MIN. 50 ATTEMPTS)

- Kristin Rethman (2001-02) 476 (69-145)
- Kristin Rethman (2000-01) 452 (71-157)
- Laurie Koehn (2003-04) 435 (100-230)
- Megan Mahoney (2002-03) 434 (56-129)
- Amy Dutmer (2003-04) 433 (26-60)
- Kim Woodlee (1999-00) 428 (83-194)
- Kendra Wecker (2003-04) 424 (28-66)
- Laurie Koehn (2001-02) 422 (122-289)
- Kendra Wecker (2004-05) 421 (40-95)
- Kim Woodlee (1997-98) 421 (67-159)

CLASS RECORDS, 3-POINT PERCENTAGE

Fr. 422, Laurie Koehn (2001-02)
Soph. 434, Megan Mahoney (2002-03)
Jr. 452, Kristin Rethman (2000-01)
Sr. 476, Kristin Rethman (2001-02)

CAREER

3-POINT FIELD GOALS MADE

- Laurie Koehn (2001-05) 392*
- Brittany Chambers (2009-13) 350 ^
- Kim Woodlee (1997-01) 285
- Kristin Rethman (1998-02) 266
- Kindred Wesemann (2013-17) 264
- Kimberly Dietz (2004-08) 230
- Claire Coggins (2003-07) 185
- Missy Decker (1993-97) 176
- Bri Craig (2012-16) 161
- Rachel Ranke (2017-present) 160

* - ranks tied for 4th in NCAA Division I history

^ - ranks 22nd in NCAA Division I history

3-POINT FIELD GOALS ATTEMPTED

- Brittany Chambers (2009-13) 974
- Laurie Koehn (2001-05) 942
- Kindred Wesemann (2013-17) 764
- Kim Woodlee (1997-01) 682
- Kimberly Dietz (2004-08) 679
- Kristin Rethman (1998-02) 609
- Bri Craig (2012-16) 567
- Claire Coggins (2003-07) 534
- Rachel Ranke (2017-present) 501
- Missy Decker (1993-97) 461

3-POINT FG PCT (MIN. 75 ATTEMPTS)

- Kristin Rethman (1998-02) 436 (266-609)
- Kim Woodlee (1997-01) 417 (285-682)
- Laurie Koehn (2001-05) 416 (392-942)
- Kendra Wecker (2001-05) 398 (153-384)
- Amy Dutmer (2000-04) 397 (50-126)
- Kelly Moylan (1989-93) 384 (108-281)
- Missy Decker (1993-97) 382 (176-461)
- Twiggy McIntyre (2003-06) 375 (93-248)
- Megan Mahoney (2001-05) 367 (117-319)
- Brittany Chambers (2009-13) 359 (350-974)

TEAM GAME**MOST FREE THROWS MADE**

Game:	32 vs. Colorado (12/6/79)
Both Teams:	52 vs. Oklahoma (1/22/95)

MOST FREE THROW ATTEMPTS

Game:	48 vs. Iowa State (1/25/89)
Both Teams:	70 at Wyoming (3/28/07)

HIGHEST FREE THROW PERCENTAGE

Game:	1.000, several times
	Most Recent - at Iowa State (3-3) on 2/24/16
Both Teams:	.941, Kansas State (21-of-21) vs. Chattanooga (11-of-13) on 3/23/08

FEWEST FREE THROWS MADE

Game:	0, Five times, last time at Oklahoma (1/14/09)
--------------	------------------------------------------------

FEWEST FREE THROWS ATTEMPTED

Game:	0, twice, last time at Oklahoma (1/14/09)
--------------	-------------------------------------------

TEAM SEASON**FREE THROWS MADE**

1.	506 in 1983-84
2.	478 in 1986-87
3.	471 in 1982-83
4.	466 in 1989-90
5.	463 in 1990-91

FREE THROW ATTEMPTS

1.	767 in 1983-84
2.	710 in 1975-76
3.	702 in 1976-77
4.	694 in 1986-87
5.	688 in 1977-78

FREE THROW PERCENTAGE

1.	.743 (428-576) in 2001-02
2.	.733 (302-412) in 2004-05
3.	.732 (347-474) in 2009-10
4.	.724 (438-605) in 2017-18
5.	.724 (390-539) in 2002-03

INDIVIDUAL GAME**HIGHEST FT PCT (MIN. 10 ATTEMPTS)**

1.	Andria Jones, vs. Lamar (11/25/95)	1.000 (13-13)
	Ashley Sweat, vs. Oklahoma St. (2/15/09)	1.000 (13-13)
3.	Kindred Wesemann, vs. South Dakota (11/19/15)	1.000 (12-12)
	Kendra Wecker, vs. Bowling Green (3/19/05)	1.000 (12-12)
5.	Kindred Wesemann, vs. Oklahoma St. (1/28/17)	1.000 (10-10)
	Nicky Ramage, at Oklahoma St. (2/9/00)	1.000 (10-10)
	Jennifer Grebing, vs. Colorado (2/8/92)	1.000 (10-10)
	Diana Miller, vs. Colorado (1/12/91)	1.000 (10-10)
	Peyton Williams, vs. West Virginia (2/27/19)	1.000 (10-10)

FREE THROWS MADE

1.	Angie Bonner, vs. Georgia (1/6/83)	17
2.	Nicole Ohlde, vs. Valparaiso (3/21/04)	15
	Nadira Hazim, vs. Nebraska (3/3/90)	15
4.	Nicole Ohlde, vs. Baylor (1/27/04)	14
	Angie Finkes, vs. Oklahoma State (2/21/98)	14
	Brit Jacobson, vs. Drake (11/25/97)	14
7.	Five players: Most recent - Brittany Chambers, at Iowa State (2/9/13)	13

FREE THROWS MADE IN A 1ST QUARTER

Kayla Goth, twice	5
Kayla Middlebrook, vs. Oklahoma (2/21/17)	5
Rachel Ranke, at Little Rock (12/8/18)	5

FREE THROWS MADE IN A 2ND QUARTER

Shaelyn Martin, vs. Saint Louis (3/15/18)	5
-------------------------------------------	---

FREE THROWS MADE IN A 3RD QUARTER

Shaelyn Martin, at Omaha (12/4/16)	5
------------------------------------	---

FREE THROWS MADE IN A 4TH QUARTER

Kayla Goth, vs. West Virginia (2/27/19)	7
-----------------------------------------	---

FTS MADE IN A HALF

Ashley Sweat, vs. Colorado (2/21/09)	13 (2nd)
Nicole Ohlde, vs. Valparaiso (3/21/04)	12 (1st)
Nadira Hazim, vs. Nebraska (3/3/90)	12 (2nd)

FTS MADE IN A CONFERENCE GAME

Nadira Hazim, vs. Nebraska (3/3/90)	15
-------------------------------------	----

FREE THROWS ATTEMPTED

1.	Nicole Ohlde, vs. Valparaiso (3/21/04)	21
2.	Angie Bonner, vs. Georgia (1/6/83)	20
3.	Nadira Hazim, vs. Nebraska (3/3/90)	19
4.	Brit Jacobson, vs. Drake (11/25/97)	18
	Brit Jacobson, vs. Missouri-Rolla (12/27/94)	18
	Sue Leiding, vs. Minnesota (12/1/86)	18
7.	Nicole Ohlde, vs. Baylor (1/27/04)	17
	Brittany Chambers, at Iowa State (2/9/13)	17
9.	Kristie Bahner, vs. Clemson (11/25/90)	16
	Ashley Sweat, vs. Colorado (2/21/09)	16
	Ashia Woods, vs. Oklahoma State (1/28/15)	16
	Breanna Lewis, vs. UTRGV (12/7/15)	16

FTS ATTEMPTED IN A HALF

Ashley Sweat, vs. Colorado (2/21/09)	16 (2nd)
Nadira Hazim, vs. Nebraska (3/3/90)	15 (2nd)

FT ATTEMPTS IN A CONFERENCE GAME

Nadira Hazim vs. Nebraska (3/3/90)	19
------------------------------------	----

INDIVIDUAL SEASON**FREE THROWS MADE**

1.	Angie Bonner (1982-83)	153
2.	Nicole Ohlde (2002-03)	138
3.	Nicole Ohlde (2003-04)	136
4.	Ashley Sweat (2009-10)	135
5.	Ashley Sweat (2008-09)	132
6.	Kayla Goth (2017-18)	131
7.	Nicole Ohlde (2001-02)	120
8.	Sue Leiding (1986-87)	119
9.	Angie Bonner (1983-84)	115
	Marsha Poppe (1975-76)	115
	Brittany Chambers (2012-13)	115
	Peyton Williams (2018-19)	115

CLASS RECORDS, MOST FREE THROWS MADE

Fr.	102, Nadira Hazim (1987-88)
Soph.	153, Angie Bonner (1983-84)
Jr.	138, Nicole Ohlde (2002-03)
Sr.	136, Nicole Ohlde (2003-04)

MOST CONSECUTIVE FREE THROWS MADE

1.	Peyton Williams (2017-18 to 2018-19)	38
2.	Ashley Sweat (2008-09)	33
3.	Brittany Chambers (2011-12)	29
4.	Kendra Wecker (2003-04)	28

FREE THROW ATTEMPTS

1.	Nicole Ohlde (2002-03)	205
2.	Angie Bonner (1982-83)	202
3.	Nicole Ohlde (2003-04)	196
4.	Marsha Poppe (1975-76)	187
5.	Nicole Ohlde (2001-02)	184
6.	Kayla Goth (2017-18)	180
7.	Angie Bonner (1983-84)	172
8.	Greta Sigel (1970-71)	169
	Ashley Sweat (2009-10)	169
10.	Sue Leiding (1986-87)	161
	Tammie Romstad (1979-80)	161

FREE THROW PCT (MIN. 60 ATTEMPTS)

1.	Laurie Koehn (2001-02)	.895 (94-105)
2.	Kendra Wecker (2003-04)	.894 (59-66)
3.	Kimberly Dietz (2005-06)	.867 (65-75)
4.	Kendra Wecker (2002-03)	.864 (76-88)
5.	Kindred Wesemann (2016-17)	.860 (92-107)
6.	Kendra Wecker (2004-05)	.856 (89-104)
	Peyton Williams (2017-18)	.856 (89-104)
8.	Kendra Wecker (2001-02)	.851 (86-101)
9.	Gayla Williams (1980-81)	.848 (56-66)
10.	Brittany Chambers (2009-10)	.844 (65-77)

CLASS RECORDS, FREE THROW PCT

Fr.	.895, Laurie Koehn (2001-02)
Soph.	.867, Kimberly Dietz (2005-06)
Jr.	.894, Kendra Wecker (2003-04)
Sr.	.900, Laurie Koehn (2004-05)



Nicole Ohlde rewrote the career record books in free throws made (476) and free throws attempted (707) during the 2003-04 season, a record formerly held by Brit Jacobson. Ohlde set an NCAA Tournament and school single game record for most free throws attempted (21) vs. Valparaiso in the NCAA Tournament First Round on March 21, 2004.

INDIVIDUAL CAREER**FREE THROWS MADE**

1.	Nicole Ohlde (2000-04)	476
2.	Ashley Sweat (2006-10)	421
3.	Brit Jacobson (1994-98)	348
4.	Nadira Hazim (1987-91)	334
5.	Mary Jo Miller (1988-92)	327
6.	Angie Bonner (1982-84)	326
7.	Kendra Wecker (2001-05)	310
8.	Brittany Chambers (2009-13)	304
9.	Sue Leiding (1983-87)	295
10.	Kayla Goth (2015-19)	282

FREE THROW ATTEMPTS

1.	Nicole Ohlde (2000-04)	707
2.	Ashley Sweat (2006-10)	545
3.	Brit Jacobson (1994-98)	541
4.	Mary Jo Miller (1988-92)	497
5.	Angie Bonner (1982-84)	469
6.	Nadira Hazim (1987-91)	446
7.	Shalee Lehning (2005-09)	440
8.	Sue Leiding (1983-87)	437
9.	Marsha Poppe (1973-77)	427
10.	Brittany Chambers (2009-13)	406

FREE THROW PCT (MIN. 150 ATTEMPTS)

1.	Laurie Koehn (2001-05)	.877 (193-220)
2.	Kendra Wecker (2001-05)	.864 (310-359)
3.	Kristin Rethman (1998-02)	.843 (167-198)
4.	Kindred Wesemann (2013-17)	.819 (235-287)
5.	Jennifer Jones (1982-85)	.814 (149-183)
6.	Twiggy McIntyre (2003-06)	.813 (130-160)
7.	Peyton Williams (2016-present)	.812 (233-287)
8.	Missy Decker (1993-97)	.778 (123-158)
9.	Gayla Williams (1977-81)	.773 (256-331)
10.	Ashley Sweat (2006-2010)	.772 (421-545)

TEAM GAME

MOST REBOUNDS

- 67 vs. Nebraska (1/17/75)
- 61 vs. Mississippi Valley State (12/1/06)
- 61 vs. Pacific Christian (11/23/81)
- 61 vs. Creighton (12/17/89)
- 60 vs. Iowa State (1/25/05)

TEAM SEASON

REBOUNDS

- 1,450 in 1980-81
- 1,443 in 1979-80
- 1,421 in 1976-77
- 1,368 in 1975-76
- 1,365 in 2002-03

REBOUND AVERAGE

- 42.7 in 1987-88
- 42.6 in 1980-81
- 42.3 in 1982-83
- 42.0 in 1989-90
- 40.1 in 2002-03

REBOUND DEFENSE

- 32.1 in 1976-77
- 32.3 in 2004-05
- 32.3 in 1996-97
- 32.4 in 2008-09
- 32.9 in 2002-03

REBOUNDING MARGIN

- 8.5 (1,421-1,121) in 1976-77
- 8.1 (1,354-1,093) in 1982-83
- 7.2 (1,365-1,120) in 2003-04
- 7.1 (1,262-1,035) in 2004-05
- 7.1 (1,368-1,124) in 1975-76

INDIVIDUAL GAME

REBOUNDS

- Carlisa Thomas, vs. Colorado (2/11/87) 20
- Kendra Wecker, vs. Harvard (12/1/01) 20
- Shalee Lehning, vs. La. Tech (12/6/05) 20
- Eileen Feeney, vs. NW Missouri State (2/8/78) 19
- Tammie Romstad, vs. Central Missouri (2/19/80) 19
- Tina Dixon, vs. Kansas (2/23/83) 19
- Carlisa Thomas, vs. Wichita State (12/1/84) 19
- Nicole Ohlde, vs. Wyoming (11/24/00) 19
- Marsha Poppe, vs. Missouri State (1/23/76) 18
- Beth Boggs, vs. Missouri (12/10/77) 18
- Shelly Hughes, vs. New Orleans (1/3/81) 18
- Shanele Stires, vs. UNC-Wilmington (1/3/93) 18
- Andria Jones, vs. Oklahoma (2/8/97) 18
- Peyton Williams, vs. UC Davis (3/23/18) 18

REBOUNDS IN A 1ST QUARTER

- Peyton Williams, vs. UC Davis (3/23/18) 7
- Breanna Lewis, vs. Kansas (1/11/17) 7

REBOUNDS IN A 2ND QUARTER

- Breanna Lewis, vs. Lamar (11/20/16) 7

REBOUNDS IN A 3RD QUARTER

- Peyton Williams, vs. UC Davis (3/23/18) 7

REBOUNDS IN A 4TH QUARTER

- Peyton Williams, vs. Oklahoma (1/5/19) 7

BY CLASS REBOUNDS IN A GAME

- Fr. 20, Kendra Wecker, vs. Harvard (12/1/01)
- 20, Shalee Lehning, vs. La Tech (12/6/05)
- Soph. 19, Eileen Feeney, vs. NW Mo. St. (2/8/78)
- 19, Tammie Romstad, at Central Missouri (2/19/80)
- 19, Carlisa Thomas, at Wichita State (12/1/84)
- Jr. 18, Beth Boggs, at Missouri (12/9/77)
- 18, Shelley Hughes, vs. Nebraska-Omaha (1/3/81)
- Sr. 20, Carlisa Thomas, vs. Colorado (2/11/87)

REBOUNDS IN A CONFERENCE GAME

- Carlisa Thomas vs. Colorado (2/11/87) 20

INDIVIDUAL SEASON

REBOUNDS

- Tammie Romstad (1979-80) 337
- Carlisa Thomas (1986-87) 321
- Nicole Ohlde (2002-03) 306
- Peyton Williams (2018-19) 303
- Kendra Wecker (2004-05) 292
- Marsha Poppe (1975-76) 287
- Laurie Miller (1976-77) 282
- Kendra Wecker (2002-03) 281
- Brittany Chambers (2012-13) 281
- Breanna Lewis (2016-17) 280

BY CLASS MOST REBOUNDS

- Fr. 264, Kendra Wecker (2001-02)
- Soph. 337, Tammie Romstad (1979-80)
- Jr. 306, Nicole Ohlde (2002-03)
- Sr. 292, Kendra Wecker (2004-05)

REBOUNDBING AVERAGE

- Carlisa Thomas (1986-87) 10.4
- Kendra Wecker (2004-05) 10.1
- Tammie Romstad (1979-80) 9.6
- Peyton Williams (2018-19) 9.5
- Nicole Ohlde (2002-03) 9.0
- Shanele Stires (1992-93) 9.0
- Shanele Stires (1993-94) 8.7
- Carlisa Thomas (1984-85) 8.6
- Marsha Poppe (1974-75) 8.4
- Kendra Wecker (2002-03) 8.3
- Laurie Miller (1976-77) 8.3
- Tammie Romstad (1980-81) 8.3
- Shelley Hughes (1981-82) 8.3

REBOUND AVERAGE

- Fr. 8.1, Nicole Ohlde (2000-01)
- Soph. 9.6, Tammie Romstad (1979-80)
- Jr. 9.5, Peyton Williams (2018-19)
- Sr. 10.4, Carlisa Thomas (1986-87)

CAREER

REBOUNDS (SINCE 1974-75)

- Kendra Wecker (2001-05) 1,087
- Nicole Ohlde (2000-04) 995
- Carlisa Thomas (1983-87) 923
- Shalee Lehning (2005-09) 914
- Breanna Lewis (2013-17) 865
- Brittany Chambers (2009-13) 862
- Marlies Gipson (2005-09) 811
- Megan Mahoney (2001-05) 804
- Eileen Feeney (1976-80) 783
- Shaelyn Martin (2014-18) 782

REBOUNDING AVERAGE

- Shanele Stires (1992-95) 8.7
- Kendra Wecker (2001-05) 8.5
- Carlisa Thomas (1984-87) 8.1
- Marsha Poppe (1974-77) 8.0
- Nicole Ohlde (2000-04) 7.9
- Jan Laughlin (1972-75) 7.7
- Tammie Romstad (1979-82) 7.3
- Andria Jones (1994-97) 7.1
- Marlies Gipson (2005-09) 7.1
- Shalee Lehning (2005-09) 7.0

MOST 20-REBOUND GAMES

- Kendra Wecker vs. Harvard (12/1/01) 1
- Carlisa Thomas vs. Colorado (2/11/87) 1
- Shalee Lehning vs. La. Tech (12/6/05) 1

MOST 15-REBOUND GAMES

- Nicole Ohlde (2000-04) 5
- Kendra Wecker (2001-05) 4
- Tammie Romstad (1978-82) 3
- Shaelyn Martin (2014-18) 2
- Shalee Lehning (2005-09) 2
- Peyton Williams (2016-present) 2

TOP 30 CAREER REBOUNDERS LIST

- Kendra Wecker (2001-05) 1,087
- Nicole Ohlde (2000-04) 995
- Carlisa Thomas (1984-87) 923
- Shalee Lehning (2005-09) 914
- Breanna Lewis (2013-17) 865
- Brittany Chambers (2009-13) 862
- Marlies Gipson (2005-09) 811
- Megan Mahoney (2001-05) 804
- Eileen Feeney (1976-80) 783
- Shaelyn Martin (2014-18) 782
- Tammie Romstad (1978-82) 779
- Diana Miller (1987-91) 747
- Laurie Miller (1975-79) 726
- Shanele Stires (1992-95) 701
- Kristie Bahner (1987-91) 698
- Peyton Williams (2016-present) 659
- Angie Finkes (1997-00) 627
- Ashley Sweat (2006-10) 604
- Kim Price (1978-83) 585
- Leah Honeycutt (1989-93) 580
- Marsha Poppe (1973-77) 579
- Nicky Ramage (1997-00) 561
- Nadira Hazim (1988-91) 554
- Angie Bonner (1982-84) 540
- Brit Jacobson (1995-98) 539
- Branshea Brown (2008-12) 539
- Beth Boggs (1976-79) 530
- Andria Jones (1994-97) 515
- Margo Jones (1975-78) 513
- Mariah White (2009-13) 510



Kendra Wecker graces the record book as Kansas State's all-time leading rebounder. Wecker grabbed 1,087 rebounds in 128 career games played, which ranks third all-time in the Big 12 Conference record books. She holds the distinction of being the only Wildcat and second Big 12 player ever to have recorded 2,000 points and 1,000 rebounds in a career.

TEAM GAME**ASSISTS**

1. 37 vs. Arkansas-Pine Bluff (12/2/02)
2. 34 vs. Texas-Pan American (12/12/87)
3. 32 vs. Oral Roberts (1/8/87)
4. 31 at Loyola (Md.) (12/30/01)
5. 30 vs. Grambling State (12/4/09)
30 vs. New Hampshire (12/3/04)
30 vs. Grambling State (11/23/84)

TEAM SEASON**ASSISTS**

1. 618 in 2002-03
2. 605 in 2001-02
3. 582 in 2003-04
4. 553 in 2005-06
5. 545 in 2004-05

ASSISTS PER GAME

1. 18.8 in 2003-04
2. 18.2 in 2002-03
3. 17.8 in 2001-02
4. 17.0 in 2004-05
5. 16.3 in 2005-06

ASST/TO RATIO

1. 1.33 in 2003-04
2. 1.29 in 2002-03
3. 1.21 in 2017-18
4. 1.20 in 2004-05
5. 1.18 in 2008-09

INDIVIDUAL GAME**ASSISTS**

1. Mary Jo Miller, vs. Oklahoma State (1/26/91)13
- Carlisa Thomas, vs. Oklahoma (2/4/87)13
- Carlisa Thomas, vs. UMKC (12/19/86)13
- Shalee Lehning, vs. UTSA (11/23/08)13
- Shalee Lehning, vs. Drexel (3/21/09)13
- Kayla Goth, vs. West Virginia (3/9/19)13
7. Sheronda Jenkins, vs. Oklahoma (1/21/84)12
- Megan Mahoney, vs. Georgia Tech (11/17/02)12
- Megan Mahoney, vs. Saint Louis (12/6/03)12
- Megan Mahoney, vs. Missouri (3/10/04)12
- Megan Mahoney, vs. Missouri (3/10/04)12
- Shalee Lehning, vs. Lipscomb (11/30/07)12
- Shalee Lehning, vs. Nebraska (2/27/08)12
- Shalee Lehning, at Arkansas State (11/25/08)12
- Shalee Lehning, vs. Central Arkansas (1/3/09)12
- Shalee Lehning, at Colorado (3/7/09)12
- Kayla Goth, vs. Kansas (2/24/18)12
- Kayla Goth, vs. Texas (1/16/19)12
- Kayla Goth, at Oklahoma (2/6/19)12
- Kayla Goth, vs. Texas Tech (3/2/19)12
21. 14 times; last: Kayla Goth, vs. TCU (1/24/18)11

ASSISTS IN A 1ST QUARTER

- Kayla Goth, vs. Texas (1/16/19)7

ASSISTS IN A 2ND QUARTER

- Kaylee Page, at Iowa State (2/24/16)6

ASSISTS IN A 3RD QUARTER

- Kayla Goth, three times4
- Shaelyn Martin, twice4
- Peyton Williams, vs. Northern Iowa (12/29/18)4

ASSISTS IN A 4TH QUARTER

- Shaelyn Martin vs. Texas (1/7/18)5
- Kayla Goth vs. Chicago State (12/18/17)5
- Karyla Middlebrook, vs. Drake (3/18/17)5

ASSISTS IN A CONFERENCE GAME

- Mary Jo Miller vs. Oklahoma State (1/26/91)13

ASSISTS IN AN BIG 12 TOURNAMENT GAME

- Kayla Goth vs. West Virginia (3/9/19)13

ASSISTS IN AN NCAA TOURNAMENT GAME

- Shalee Lehning vs. Drexel (3/21/09)13

INDIVIDUAL SEASON**ASSISTS**

1. Shalee Lehning (2008-09)229
2. Kayla Goth (2017-18)226
Kayla Goth (2018-19)226
4. Shalee Lehning (2007-08)203
5. Shalee Lehning (2005-06)189
6. Shalee Lehning (2006-07)179
7. Mary Jo Miller (1990-91)175
8. Carlisa Thomas (1986-87)167
9. Megan Mahoney (2002-03)164
10. Mariah White (2011-12)163

CLASS RECORDS, ASSISTS

- Fr.189, Shalee Lehning (2005-06)
- Soph.179, Shalee Lehning (2006-07)
- Jr.226, Kayla Goth (2017-18)
- Sr.229, Shalee Lehning (2008-09)

BEST ASSIST-TO-TURNOVER RATIO (MIN. 60 ASSISTS)

1. Kjersten Larson (1996-97)2.20 (66-30)
2. Missy Decker (1994-95)2.17 (63-29)
3. Shalee Lehning (2008-09)2.16 (229-106)
4. Megan Mahoney (2003-04)2.03 (162-80)
5. Kayla Goth (2018-19)2.02 (226-112)
6. Chelsea Domenico (2004-05)2.00 (72-36)
7. Kayla Goth (2017-18)1.97 (226-115)
8. Chelsea Domenico (2002-03)1.92 (102-53)
9. Mariah White (2011-12)1.92 (163-85)
10. Shalee Lehning (2005-06)1.83 (189-103)

CLASS RECORDS, ASSIST-TO-TURNOVER RATIO

- Fr.1.83, Shalee Lehning (2005-06)
- Soph.1.92, Chelsea Domenico (2002-03)
- Jr.2.03, Megan Mahoney (2003-04)
- Sr.2.20, Kjersten Larson (1996-97)

CAREER**CAREER ASSIST LEADERS LIST**

1. Shalee Lehning (2005-09)800
2. Megan Mahoney (2001-05)589
3. Mary Jo Miller (1988-92)562
4. Kayla Goth (2015-19)540
5. Mariah White (2009-13)455
6. Shaelyn Martin (2014-18)423
7. Kendra Wecker (2001-05)379
Cassandra Jones (1982-86)379
9. Nicole Ohlde (2000-04)367
10. Brittany Chambers (2009-13)363
11. Carlisa Thomas (1983-87)347
12. Kindred Wesemann (2013-17)329
13. Betsy Sloan (1979-83)322
14. Kimberly Dietz (2004-08)306
15. Shaelyn Martin (2014-18)304
16. Kristin Rethman (1998-02)294
17. Nadira Hazim (1987-91)278
18. Jenny Coalson (1995-00)277
19. Brit Jacobson (1994-98)276
20. Susan Green (1983-87)275
21. Gayla Williams (1979-81)249
22. Chelsea Domenico (2001-05)240
23. Diana Miller (1987-91)236
24. Kim Woodlee (1997-01)233
25. Laurie Koehn (2001-05)218
26. Claire Coggins (2003-07)213
27. Elyse Funk (1987-90)211
28. Marlies Gipson (2005-09)207
29. Missy Decker (1994-97)205
30. Kjersten Larson (1994-97)198

CONSECUTIVE SEASONS WITH 200+ ASSISTS

- Shalee Lehning (2005-09)2
- Kayla Goth (2015-19)2

CONSECUTIVE SEASONS WITH 100+ ASSISTS

- Megan Mahoney (2001-05)4
- Shalee Lehning (2005-09)4
- Mariah White (2010-11, 2011-12, 2012-13)3
- Shaelyn Martin (2015-16, 2016-17, 2017-18)3



Shalee Lehning held 13 school assist records at the conclusion of her career in 2008-09. She is first in K-State history and second in Big 12 history with 800 career assists.

BEST ASSIST-TO-TURNOVER RATIO (MIN. 100 ASSISTS)

1. Kayla Goth (2015-19)1.87 (540-289)
2. Shalee Lehning (2005-09)1.83 (800-436)
3. Chelsea Domenico (2001-05)1.76 (240-136)
4. Mariah White (2009-13)1.64 (455-278)
5. Megan Mahoney (2001-05)1.62 (589-363)
6. Kjersten Larson (1994-97)1.43 (198-138)
7. Shaelyn Martin (2014-18)1.40 (423-302)
8. Kari Kincaid (2006-10)1.38 (189-137)
Essence Perry (1998-99)1.38 (137-99)
10. Betsy Sloan (1980-83)1.375 (322-234)

MOST 5+ ASSIST GAMES

1. Shalee Lehning (2005-09)85
2. Megan Mahoney (2001-05)64
3. Mary Jo Miller (1988-92)60
4. Kayla Goth (2015-19)52

MOST 10+ ASSIST GAMES

1. Shalee Lehning (2005-09)19
2. Kayla Goth (2015-19)13
3. Mary Jo Miller (1988-92)8
4. Megan Mahoney (2001-05)3

TEAM GAME

MOST STEALS

- 29 vs. Texas-Pan American (12/12/87)
- 24 vs. Abilene Christian (12/22/14)
- 24 vs. Iowa State (1/10/90)
- 23 vs. Western Illinois (11/21/03)
- 23 vs. Wichita State (12/29/88)

TEAM SEASON

STEALS

- 399 in 1983-84
- 374 in 2014-15
- 363 in 1985-86
- 353 in 1986-87
- 346 in 1988-89

STEALS PER GAME

- 12.9 in 1983-84
- 12.5 in 1985-86
- 11.9 in 1988-89
- 11.8 in 1984-85
- 11.4 in 1986-87

INDIVIDUAL GAME

STEALS

- Jenny Coalson, vs. Missouri (2/15/98) 10
- Cassandra Jones, vs. Kansas (1/29/85) 10
- Sue Green, at Texas (12/15/84) 10
- Nadira Hazim, vs. Missouri State (12/4/90) 9
- Nadira Hazim, vs. Oklahoma (2/4/89) 9
- Carlisa Thomas, vs. Chapman (1/2/87) 9
- Carlisa Thomas, vs. UC Santa Barbara (12/29/86) 8
- Andria Jones, vs. Nebraska (2/12/97) 8
- 11 times - including 5 times by Mary Jo Miller 7

STEALS IN A CONFERENCE GAME

- Jenny Coalson vs. Missouri (2/15/98) 10

INDIVIDUAL SEASON

STEALS

- Cassandra Jones (1984-85) 129
- Carlisa Thomas (1986-87) 119
- Cassandra Jones (1983-84) 119
- Mary Jo Miller (1991-92) 80
- Mariah White (2012-13) 80
- Mary Jo Miller (1990-91) 79
- Carlisa Thomas (1985-86) 79
- Cassandra Jones (1982-83) 79
- Nadira Hazim (1989-90) 76
- Carlisa Thomas (1983-84) 75

CLASS RECORDS, MOST STEALS

- Fr. 79, Cassandra Jones (1982-83)
- Soph. 119, Cassandra Jones (1983-84)
- Jr. 129, Cassandra Jones (1984-85)
- Sr. 119, Carlisa Thomas (1986-87)

CAREER

STEALS

- Cassandra Jones (1982-86) 382
- Carlisa Thomas (1983-87) 340
- Mary Jo Miller (1988-1992) 288
- Nadira Hazim (1987-91) 260
- Shalee Lehning (2005-09) 235
- Kendra Wecker (2001-05) 227
- Brit Jacobson (1994-98) 219
- Shaelyn Martin (2014-18) 212
- Mariah White (2009-13) 209
- Ashia Woods (2011-15) 193
- Kindred Wesemann (2013-17) 193

STEALS PER GAME


- Cassandra Jones (1982-86) 3.50
- Carlisa Thomas (1983-87) 2.51
- Mary Jo Miller (1988-1992) 2.55
- Nadira Hazim (1987-91) 2.32
- Brit Jacobson (1994-98) 1.96
- Shalee Lehning (2005-09) 1.81
- Kendra Wecker (2001-05) 1.77
- Ashia Woods (2011-15) 1.77
- Mariah White (2009-13) 1.62
- Shaelyn Martin (2014-18) 1.62

MOST 5+ STEAL GAMES

- Mary Jo Miller (1988-92) 16
- Kendra Wecker (2001-05) 8
- Ashia Woods (2011-15) 8
- Kindred Wesemann (2013-17) 6
- Mariah White (2009-13) 5
- Shaelyn Martin (2014-18) 5

MOST 10+ STEAL GAMES

- Jenny Coalson vs. Missouri (2/15/98) 1
- Cassandra Jones vs. Kansas (1/29/85) 1
- Sue Green vs. Texas (12/15/84) 1



Kansas State career steal leader Cassandra Jones (above) led the team in steals three out of her four seasons as a Wildcat. She shares the single game steal record and owns the sophomore and junior class records. In comparison, Jones led the Big Eight Conference in steals for two years, and ranks second all-time in career steals behind Olympian and All-American Lynette Woodard. On the national scene, Jones ranked sixth in the nation in steals in 1983-84. She was listed by Women's Basketball Yearbook in 1984-85 as No. 2 in steals and as the No. 1 returnee in the nation for 1985-86. Jones averaged more than 95 steals a season or 3.5 steals a game.

TEAM GAME**MOST BLOCKED SHOTS**

1. 14, at Tulsa (11/13/15)
2. 13, vs. Wyoming (11/17/06)
3. 12, vs. Santa Clara (12/15/06)
- 12, vs. UALR (12/28/07)
- 12, vs. Lamar (12/5/18)
6. 10, 10 times: last - vs. Florida A&M (11/17/17)

TEAM SEASON**BLOCKS**

1. 164 in 2006-07
2. 163 in 2005-06
3. 160 in 2017-18
4. 159 in 2007-08
5. 157 in 2015-16

BLOCKS PER GAME

1. 5.0 in 2007-08
2. 4.9 in 2015-16
3. 4.8 in 2006-07
- 4.8 in 2005-06
5. 4.7 in 2017-18
- 4.7 in 2014-15

INDIVIDUAL GAME**BLOCKS**

1. Kali Jones, vs. Lamar (12/5/18) 9
2. Breanna Lewis, vs. Kansas (1/11/15) 8
3. Marlies Gipson, vs. Weber State (12/17/06) 7
- Olga Firsova, at Colorado (2/16/00) 7
- Shelley Hughes, vs. Illinois (1/8/81) 7
- Breanna Lewis, at Kansas (1/20/16) 7
- 4 Players with 6 (13 times)
- Breanna Lewis (5 times)
- Marlies Gipson (4 times)
- Shana Wheeler (twice)
- Nicole Ohlde (twice)
- Most Recent -
- Breanna Lewis, vs. George Washington (3/18/16) 6

BLOCKS IN A CONFERENCE GAME

- Breanna Lewis, vs. Kansas (1/11/15) 8

INDIVIDUAL SEASON**MOST BLOCKS**

1. Breanna Lewis (2014-15) 97
2. Marlies Gipson (2008-09) 86
3. Breanna Lewis (2015-16) 82
4. Marlies Gipson (2007-08) 70
5. Nicole Ohlde (2001-02) 69
6. Nicole Ohlde (2002-03) 65
7. Shana Wheeler (2006-07) 63
8. Marlies Gipson (2005-06) 62
9. Breanna Lewis (2016-17) 59
10. Nicole Ohlde (2003-04) 53

CLASS RECORDS, MOST BLOCKS

- Fr. 62, Marlies Gipson (2005-06)
- Soph. 97, Breanna Lewis (2014-15)
- Jr. 82, Breanna Lewis (2015-16)
- Sr. 86, Marlies Gipson (2008-09)

INDIVIDUAL CAREER**MOST BLOCKS**

1. Breanna Lewis (2013-17) 282
2. Marlies Gipson (2005-09) 257
3. Nicole Ohlde (2000-04) 204
4. Shana Wheeler (2004-08) 146
5. Brie Madden (2001-05) 104
6. Olga Firsova (1998-00) 100
7. Peyton Williams (2016-present) 90
8. Jessica Sheble (2013-17) 77
9. Branshea Brown (2008-12) 76
10. Tina Dixon (1982-84) 74

BLOCKS PER GAME

1. Marlies Gipson (2005-09) 2.23
2. Breanna Lewis (2013-17) 2.20
3. Nicole Ohlde (2000-04) 1.62
4. Olga Firsova (1998-00) 1.69
5. Shana Wheeler (2004-08) 1.38
6. Tina Dixon (1982-84) 1.25
7. Peyton Williams (2016-present) 0.90
8. Brie Madden (2001-05) 0.80
9. Jessica Sheble (2013-17) 0.62
10. Branshea Brown (2008-12) 0.59

MOST 5+ BLOCK GAMES

1. Marlies Gipson (2005-09) 14
- Breanna Lewis (2013-17) 14
3. Nicole Ohlde (2000-04) 6
4. Shana Wheeler (2004-08) 3
- Peyton Williams (2016-present) 3
6. Olga Firsova (1998-00) 2

MOST 7+ BLOCK GAMES


1. Breanna Lewis (2013-17) 2
2. Marlies Gipson vs. Weber State (12/17/06) 1
- Olga Firsova vs. Colorado (2/16/00) 1
- Shelley Hughes vs. Illinois (1/8/81) 1



Breanna Lewis is the K-State career record holder for blocks with 282. She became the first player in program history to block 90 or more shots in a season with a school record 97 blocks in 2014-15.



Marlies Gipson finished her career with 257 blocks and holds the school record for blocks per game (2.23 bpg).



Nicole Ohlde is third in school history for career blocked shots (204). In 126 career games played at K-State, Ohlde had at least one block in 96 of those contests.



Shalee Lehning set the school and Big 12 record for triple-doubles in a season with three during the 2008-09 season and ranks tied for ninth in NCAA history for triple-doubles in a season. She finished her career with a school and Big 12 record five triple-doubles for her career. She ranks tied for eighth in NCAA Division I history with five career triple-doubles. In the five games that Lehning registered a triple-double, she averaged 15.0 points, 11.4 rebounds and 11.0 assists.

POINTS

Shalee Lehning ^

Pts.	Opponent	Date
14	vs. Marquette	3/31/06*
15	at Wyoming	3/28/07**
11	at Arkansas State	11/25/08 ~
19	at Washington	12/30/08 ~
16	at Colorado	3/7/09 ~

Mary Jo Miller

Pts.	Opponent	Date
11	at Oklahoma	1/20/90
12	vs. Oklahoma	2/14/90

Carlisa Thomas

Pts.	Opponent	Date
10	vs. UMKC	12/19/86
12	vs. Oklahoma	2/6/87

Megan Mahoney

Pts.	Opponent	Date
12	vs. Saint Louis	12/6/03

REBOUNDS

Shalee Lehning ^

Rebs.	Opponent	Date
10	vs. Marquette	3/31/06*
12	at Wyoming	3/28/07**
14	at Arkansas State	11/25/08 ~
10	at Washington	12/30/08 ~
11	at Colorado	3/7/09 ~

Mary Jo Miller

Pts.	Opponent	Date
10	at Oklahoma	1/20/90
11	vs. Oklahoma	2/14/90

Carlisa Thomas

Rebs.	Opponent	Date
14	vs. UMKC	12/19/86
16	vs. Oklahoma	2/6/87

Megan Mahoney

Rebs.	Opponent	Date
10	vs. Saint Louis	12/6/03

ASSISTS

Shalee Lehning ^

Assts.	Opponent	Date
10	vs. Marquette	3/31/06*
11	at Wyoming	3/28/07**
12	at Arkansas State	11/25/08 ~
10	at Washington	12/30/08 ~
12	at Colorado	3/7/09 ~

Mary Jo Miller

Pts.	Opponent	Date
10	at Oklahoma	1/20/90
11	vs. Oklahoma	2/14/90

Carlisa Thomas

Assts.	Opponent	Date
13	vs. UMKC	12/19/86
13	vs. Oklahoma	2/6/87

Megan Mahoney

Assts.	Opponent	Date
12	vs. Saint Louis	12/6/03

* - 2006 WNIT Championship game

** - 2007 WNIT Semifinal game

^ - Big 12 career record; t8th in NCAA Division I history

~ - Big 12 single-season record; t9th in NCAA history

Kendra Wecker (52)	P	R	A	O
vs. Bowling Green (3/19/05)	25	12		
vs. Baylor (3/12/05)	14	16		
at Missouri (3/2/05)	26	10		
Kansas (2/26/05)	21	13		
at Nebraska (2/23/05)	18	13		
Colorado (2/19/05)	20	14		
Texas (2/16/05)	28	12		
Oklahoma St. (2/5/05)	11	11		
at Colorado (1/29/05)	28	10		
Iowa State (1/25/05)	26	15		
Missouri (1/11/05)	25	12		
at Kansas (1/8/05)	18	11		
C. Connecticut St. (1/2/05)	24	10		
at Saint Joseph's (12/30/04)	21	14		
at Villanova (12/28/04)	25	12		
Pepperdine (11/21/04)	19	11		
Wyoming (11/19/04)	21	10		
vs. Valparaiso (3/21/04)	15	13		
Texas (2/29/04)	24	10		
Iowa State (2/25/04)	20	11		
Colorado (2/8/04)	23	10		
at Iowa State (2/4/04)	15	10		
Baylor (1/27/04)	16	11		
at Colorado (1/10/04)	23	11		
vs. SE Missouri St. (12/30/03)	16	13		
Sacramento State (12/5/03)	20	16		
Northern Illinois (12/2/03)	20	11		
vs. Penn State (11/29/03)	13	10		
at Purdue (11/16/03)	16	11		
at Colorado (3/1/03)	13	11		
at Baylor (2/8/03)	23	13		
Missouri (2/5/03)	11	12		
Texas (1/25/03)	27	11		
Iowa State (1/15/03)	17	11		
Colorado (1/11/03)	18	10		
at Northern Illinois (12/28/02)	25	10		
at Green Bay (12/12/02)	31	13		
Penn State (11/24/02)	26	14		
USC (11/20/02)	24	12		
Ball State (11/15/02)	20	12		
vs. Texas (3/6/02)	22	13		
Missouri (2/27/02)	12	15		
Oklahoma (2/13/02)	20	10		
at Missouri (2/5/02)	20	11		
at Texas (1/30/02)	19	10		
at Texas A&M (1/16/02)	16	10		
Nebraska (1/12/02)	21	12		
at Iowa State (1/2/02)	19	11		
at Loyola (12/30/01)	12	11		
Oregon State (12/9/01)	19	10		
Harvard (12/1/01)	17	20		
at Georgia Tech (11/16/01)	16	11		

Nicole Ohlde (39)	P	R	A	O
Oklahoma (1/31/04)	27	10		
at Oklahoma St. (1/13/04)	17	10		
at Colorado (1/10/04)	17	10		
at UTSA (1/31/03)	20	10		
Northern Illinois (12/2/03)	10	12		
vs. Penn State (11/29/03)	15	11		
Notre Dame (3/25/03)	15	11		
at Colorado (3/1/03)	17	17		
Kansas (2/26/03)	20	12		
Texas A&M (2/22/03)	22	14		
at Missouri (2/19/03)	17	11		
Oklahoma St. (2/15/03)	24	12		
at Oklahoma (2/1/03)	12	12		
at Kansas (1/8/03)	18	11		
Iowa (1/5/03)	18	11		
Western Michigan (12/20/02)	16	12		
Green Bay (12/12/02)	13	10		
vs. Temple (11/29/02)	28	15		
Penn State (11/24/02)	17	10		
USC (11/20/02)	19	10		
Ball State (11/15/02)	18	16		
Arkansas (3/17/02)	19	11		
at Kansas (2/17/02)	19	11		
Iowa State (2/2/02)	27	10		
at Texas (1/30/02)	24	11		
Texas Tech (1/27/02)	24	11		
at Texas A&M (1/16/02)	17	11		
Baylor (1/5/02)	26	13		
at Iowa State (1/2/02)	14	11		
Loyola (12/30/01)	19	12		

vs. Georgia State (12/29/01)	25	11		
Oregon State (12/9/01)	13	10		
vs. Richmond (11/24/01)	21	10		
Texas A&M (2/20/01)	32	10		
at Iowa State (2/10/01)	28	10		
at Nebraska (1/10/01)	20	16		
Vermont (12/17/01)	19	10		
at Wichita State (12/15/01)	14	11		
vs. Wyoming (11/24/01)	36	19		

Tammie Romstad (28)	P	R	A	O
Stephen F. Austin (3/13/82)	22	15		
Central Missouri St. (3/5/82)	21	12		
Wichita State (2/3/82)	12	12		
vs. Colorado (1/16/82)	20	10		
Jackson State (12/22/81)	27	10		
vs. South Dakota (12/4/81)	21	11		
Pittsburgh (11/27/81)	22	13		
at UCLA (12/19/80)	22	11		
at Creighton (12/6/80)	18	12		
Memphis (11/29/80)	26	11		
Iowa State (11/27/80)	26	15		
Tulsa (11/22/80)	32	13		
at Drake (3/7/80)	20	11		
vs. Minnesota (3/6/80)	26	10		
at Central Missouri St. (2/19/80)	22	19		
Drake (2/7/80)	20	11		
Kansas (1/28/80)	23	10		
vs. Cheyney St. (1/25/80)	12	13		
at Fordham (1/10/80)	25	16		
vs. Iowa State (1/17/80)	24	10		
at Rutgers (1/8/80)	16	10		
vs. Air Force (1/3/80)	23	12		
Wyoming (12/29/79)	14	12		
Oklahoma (12/14/79)	29	11		
Colorado (12/6/79)	25	11		
at New Mexico (11/24/79)	21	10		
vs. Cal Poly Pomona (11/23/79)	34	17		
Kansas (2/26/79)	22	14		

Shanele Stires (27)	P	R	A	O
at Oklahoma St. (2/19/95)	13	10		
at Iowa State (1/8/95)	24	10		
at Michigan (12/20/94)	19	13		
at Utah (12/17/94)	18	14		
vs. Dist. of Columbia (12/10/94)	10	13		
vs. Arkansas St. (12/9/94)	13	11		
Minnesota (12/2/94)	32	11		
Ohio State (11/27/94)	24	11		
Sacramento St. (3/3/94)	23	10		
Nebraska (2/11/94)	23	15		
at Colorado (2/6/94)	18	12		
at Missouri (2/2/94)	13	11		
at Kansas (1/30/94)	29	14		
Utah (1/1/94)	14	13		
Missouri-St. Louis (12/30/93)	13	10		
vs. St. Bonaventure (12/11/93)	22	11		
vs. Saint Mary's (12/10/93)	25	12		
Missouri-Rolla (11/29/93)	22	11		
vs. Colorado (3/6/93)	15	11		
at Loyola-Chicago (2/23/93)	16	11		
at Nebraska (2/12/93)	13	11		
Kansas (1/31/93)	21	16		
at Colorado (1/8/93)	14	10		
at UNC-Wilmington (1/3/93)	19	18		
Illinois-Chicago (12/21/92)	24	12		
Missouri Western (12/19/92)	18	10		
Lafayette (12/5/92)	19	11		

Carlisa Thomas (27)	P	R	A	O
vs. Kansas (3/2/87)	11	15		
vs. Missouri (3/1/87)	16	12		
Missouri (2/25/87)	14	12		
Colorado (2/11/87)	18	20		
at Iowa State (2/7/87)	21	10		
Oklahoma (2/6/87)	12	16	13	
at Colorado (1/21/87)	14	16		
Nebraska (1/14/87)	17	13		
at Chapman (1/2/87)	20	15		
at Cal State Fullerton (12/30/86)	20	14		
UMKC (12/19/86)	10	14	13	
vs. American (12/5/86)	14	11		
Western Illinois (11/28/86)	10	10		
Nebraska (3/1/86)	17	11		
at Iowa State (2/15/86)	18	10		

at Nebraska (2/5/86)	12	10		
LSU (12/16/85)	10	15		
Emporia State (12/11/85)	10	10		
at Northern Illinois (12/7/85)	14	11		
vs. Central Michigan (11/29/85)	15	11		
La. Tech (11/23/85)	20	14		
North Dakota St. (11/22/85)	14	11		
at Kansas (2/20/85)	14	12		
vs. La. Tech (1/5/85)	10	14		
Emporia St. (12/12/84)	16	14		
at Wichita St. (12/1/84)	12	19		
at Wichita St. (1/9/84)	14	10		

Shalee Lehning (23)	P	R	A	O
at Colorado (3/7/09)	16	12	11	
at Texas Tech (1/21/09)	16	11		
Kansas (1/10/09)	14		10	
at Washington (12/30/08)	19	10	10	
Alcorn State (12/5/08)	12		10	
at Arkansas St. (11/25/08)	11	14	12	
UTSA (11/23/08)	12		13	
at UTEP (11/14/08)	11		11	
vs. Iowa State (3/12/08)	15	11		
at Kansas (3/5/08)	29	17		
Missouri (3/1/08)	21	11		
Nebraska (2/27/08)	11		12	
Iowa State (1/23/08)	12		10	
Colorado (1/19/08)	11		11	
UTEP (12/1/07)	11		13	
Washington (11/10/07)	16		11	
at Wyoming (3/28/07)	15	12	11	
Iowa State (2/24/07)	15		11	
Alcorn State (12/2/06)	10		11	
Marquette (3/31/06)	14	10	10	
Idaho State (3/17/06)			12	11
at Nebraska (2/18/06)	10		11	
Texas-Pan American (12/2/05)	15		12	

Breanna Lewis (21)	P	R	A	O
Drake (3/18/17)	23	11		
vs. Baylor (3/5/17)	14	11		
at Kansas (2/25/17)	21	11		
at Texas Tech (2/1/17)	19	11		
Kansas (1/11/17)	15	10		
Texas Tech (1/7/17)	10	11		
UT Arlington (12/7/16)	15	11		
at Omaha (12/4/16)	22	12		
Lamar (11/20/16)	18	14		
at Oklahoma St. (2/29/16)	16	12		
at Iowa State (2/24/16)	25	16		
at Texas (2/17/16)	20	10		
Kansas (2/13/16)	24	10		
at Texas Tech (1/24/16)	10	10		
at Kansas (1/20/16)	23	13		
West Virginia (1/6/16)	10	10		
vs. Kansas (3/6/15)	18	10		
Texas Tech (2/15/15)	19	10		
TCU (2/11/15)	28	12		
at Oklahoma St. (1/14/15)	15	10		
vs. Kansas (3/7/14)	20	14		

Peyton Williams (21)	P	R	A	O
at Oklahoma St. (3/4/19)	24	15		
Texas Tech (3/2/19)	24	15		
at Texas (2/17/19)	13	14		
at Oklahoma (2/10/19)	13	10		
at Kansas (2/6/19)	26	13		
Oklahoma St. (1/23/19)	23	10		
at Baylor (1/9/19)	18	10		
Oklahoma (1/5/19)	14	12		
Northern Iowa (12/29/18)	22	13		
vs. Arizona St. (12/16/18)	17	12		
Lamar (12/5/18)	18	12		
Vanderbilt (12/2/18)	16	14		
UMKC (11/18/18)	13	10		
Omaha (11/12/18)	10	10		
UC Davis (3/23/18)	19	18		
Texas Tech (2/7/18)	19	10		
at Iowa State (1/10/18)	15	11		
at West Virginia (1/3/18)	22	10		
Chicago State (12/18/17)	15	10		
Florida A&M (11/17/17)	12	10		
Chicago State (11/11/16)	15	12		

TRIPLE-DOUBLES | CAREER

1. Shalee Lehning (2005-09)	5*
Carlisa Thomas (1983-87)	2
Mary Jo Miller (1988-92)	2
3. Megan Mahoney (2001-2005)	1

TRIPLE-DOUBLES | SEASON

1. Shalee Lehning (2008-09)	3*
2. Mary Jo Miller (1989-90)	2

DOUBLE-DOUBLES | CAREER

1. Kendra Wecker (2001-05)	52
2. Nicole Ohlde (2000-04)	39
3. Tammie Romstad (1978-82)	28
4. Shanele Stires (1992-95)	27
Carlisa Thomas (1983-87)	27
6. Shalee Lehning (2005-09)	23
7. Breanna Lewis (2013-17)	21
Peyton Williams (2016-present)	21
9. Marlies Gipson (2005-09)	18
Laurie Miller (1975-79)	18

DOUBLE-DOUBLES | SEASON

DOUBLE DOUBLES	PERSON	
1.	Kendra Wecker (2004-05)	17
2.	Nicole Ohlde (2002-03)	15
	Tammie Romstad (1979-80)	15
	Peyton Williams (2018-19)	14
5.	Carlisa Thomas (1986-87)	13
6.	Kendra Wecker (2003-04)	12
	Nicole Ohlde (2001-02)	12
	Kendra Wecker (2001-02)	12
9.	Kendra Wecker (2002-03)	11
10.	Marsha Poppe (1975-76)	10
	Shanele Stires (1993-94)	10

Marlies Gipson (18)	P	R	A	O
vs. Colorado (3/12/09)	14	10		
at Texas Tech (1/21/09)	11	10		
Iowa State (1/17/09)	13	10		
at Washington St. (12/28/08)	16	13		
UT Arlington (12/14/08)	12	11		
Kansas (2/9/08)	20	15		
at Oklahoma State (1/27/08)	21	16		
Iowa State (1/23/08)	12	13		
at Loyola Marymount (12/29/07)	16	13		
vs. Little Rock (12/28/07)	12	10		
Texas State (12/16/07)	15	10		
at Green Bay (12/5/07)	11	11		
Texas A&M (1/6/07)	11	10		
Wyoming (11/17/06)	14	11		
Green Bay (11/10/06)	18	13		
Idaho State (3/17/06)	10	13		
vs. Baylor (3/8/06)	11	11		
at Iowa State (1/29/06)	12	11		

Laurie Miller (18)	P	R	A	O
vs. Kansas (3/11/79)	12	12		
Wichita State (2/23/79)	12	10		
vs. Missouri (1/19/79)	11	10		
vs. Clemson (12/23/78)	11	10		
vs. Pfeiffer (12/22/78)	11	10		
vs. High Point (12/21/78)	10	10		
at Kansas (1/25/78)	19	10		
at Long Beach St. (1/21/78)	15	14		
at UNLV (1/18/78)	18	11		
Oklahoma St. (1/5/78)	24	10		
vs. Utah (3/23/77)	25	13		
at Kansas (2/23/77)	17	13		
vs. Nebraska (1/22/77)	20	13		
vs. Iowa State (1/20/77)	15	13		
Rhode Island (12/28/76)	13	10		
William Penn (12/10/76)	10	13		
at Nebraska (12/4/76)	11	15		
at Wayne State (12/3/76)	13	15		

Brittany Chambers (15)	P	R	A	O
Utah (4/3/13)	16	10		
Texas Southern (3/21/13)	42	11		
at Iowa State (2/9/13)	34	12		
Oklahoma (2/6/13)	14	11		
Kansas (2/2/13)	14	11		
at UNLV (12/21/12)	28	15		
South Dakota (12/9/12)	29	13		
Idaho State (11/9/12)	22	10		
at Oklahoma St. (1/28/12)	29	10		
at Texas Tech (1/14/12)	15	10		
vs. Purdue (11/25/11)	10	11		
vs. Purdue (3/20/11)	18	12		
Nebraska (1/22/11)	26	11		
at Dartmouth (12/29/10)	26	13		
at Colorado (3/3/10)	13	14		

Kristie Bahner (15)	P	R	A	O
vs. Oklahoma St. (3/3/91)	13	10		
vs. Iowa State (3/2/91)	14	10		
Oklahoma (1/23/91)	12	10		
Iowa State (1/19/91)	14	10		
vs. San Diego St. (12/7/90)	14	10		
Clemson (11/25/90)	19	17		
Kansas (2/24/90)	21	14		
at Colorado (2/11/90)	12	10		
Nebraska (2/7/90)	17	11		
Missouri (1/17/90)	11	12		
Georgia State (12/9/89)	18	11		
vs. Oklahoma St. (3/5/89)	29	13		
Oklahoma (2/22/89)	13	14		
at Kansas (1/28/89)	17	10		
Colorado State (11/25/88)	16	10		

Leah Honeycutt (13)	P	R	A	O
at Iowa State (2/14/93)	12	14		
Quincy (1/28/93)	17	10		
at Oklahoma (1/24/93)	19	10		
Minnesota (12/30/92)	11	11		
at Oklahoma St. (3/1/92)	13	11		
Oklahoma (2/12/92)	10	11		
at Nebraska (2/8/92)	12	12		
at UMKC (1/8/92)	13	13		
vs. Penn (12/30/91)	17	17		
Oral Roberts (12/3/91)	14	10		
at Nebraska (1/9/91)	14	14		
SMU (12/29/90)	12	14		
Creighton (12/17/89)	10	12		

Angie Finkes (12)	P	R	A	O
Colorado (3/1/00)	22	10		
at Nebraska (2/26/00)	14	13		
at Missouri (1/23/00)	14	14		
Baylor (1/12/00)	20	10		
Alabama State (12/3/99)	19	12		
Eastern Michigan (11/30/99)	19	10		
Drake (11/19/99)	13	10		
at Arkansas St. (3/14/99)	20	10		
at Illinois State (12/21/98)	14	10		
Eastern Kentucky (11/18/98)	24	10		
Baylor (3/3/98)	27	10		
at Texas A&M (2/25/98)	25	12		

Diana Miller (12)	P	R	A	O
Kansas (2/23/91)	28	12		
SMU (12/29/90)	17	10		
vs. Nebraska (3/3/90)	19	10		
Kansas (2/24/90)	23	10		
at Nicholls State (1/4/90)	10	12		
at Bowling Green (12/1/89)	18	13		
Maryland (11/24/89)	21	11		
Missouri (2/4/89)	20	12		
at Oklahoma (2/1/89)	14	11		
Oklahoma St. (1/11/89)	10	10		
Oral Roberts (12/8/88)	20	11		
vs. Texas A&M (12/2/88)	16	11		

Angie Bonner (11)	P	R	A	O
vs. Oklahoma (3/9/84)	16	12		
at Missouri (3/3/84)	14	10		
Nebraska (2/4/84)	14	10		
Iowa State (1/31/84)	20	11		
at Northwestern (12/3/83)	21	10		
vs. Texas (3/25/83)	18	13		
at Oklahoma (3/5/83)	20	13		
at Missouri (2/15/83)	16	15		
Kansas (1/26/83)	16	12		
at Iowa State (1/22/83)	18	17		
at Georgia (1/6/83)	31	14		

Eileen Feeney (11)	P	R	A	O
at Central Missouri St. (2/19/80)	24	13		
vs. Colorado (1/19/80)	12	10		
at Missouri (1/18/80)	22	10		
vs. Iowa State (1/17/80)	18	11		
vs. Valdosta St. (3/17/79)	24	12		
Iowa (1/8/79)	12	10		
vs. Pfeiffer (12/22/78)	12	12		
NW Missouri St. (2/8/78)	24	19		
UNLV (1/18/78)	12	12		
Missouri St. (1/13/78)	19	11		
vs. Rhode Island (12/28/76)	13	10		

Kayla Goth (11)	P	R	A	O
Texas Tech (3/2/19)	10	12		
at Oklahoma (2/10/19)	13	12		
at Kansas (2/6/19)	19	10		
Texas (1/16/19)	20	12		
at Iowa State (1/2/19)	17	10		
Lamar (12/5/18)	20	10		
Kansas (2/24/18)	21	12		
TCU (1/24/18)	17	11		
Oklahoma State (1/13/18)	11	10		
Chicago State (12/18/17)	19	11		
Florida A&M (11/17/17)	11	10		

Andria Jones (11)	P	R	A	O
at Baylor (3/1/97)	18	10		
at Iowa State (2/15/97)	25	10		
at Oklahoma (2/8/97)	28	18		
at Texas Tech (1/18/97)	19	10		
Nicholls State (11/29/96)	21	13		
Memphis (11/22/96)	23	10		
vs. Kansas (3/2/96)	16	11		
at Colorado (2/4/96)	11	13		
Arkansas St. (12/31/95)	12	12		
vs. G. Washington (12/19/95)	10	13		
South Dakota (12/4/94)	14	12		

Megan Mahoney (10)	P	R	A	O
at Texas Tech (1/22/05)	10	11		
vs. Saint Louis (12/6/03)	12	10	12	
vs. Texas Tech (3/13/03)	24	10		
at Colorado (3/1/03)	23	11		
at Missouri (2/19/03)	21	12		
at Stanford (11/30/02)	19	12		
vs. Temple (11/29/02)	13	11		
Georgia Tech (11/17/02)	16	12		
Arkansas (3/17/02)	10	11		
Baylor (1/5/02)	11	13		

Marsha Poppe (10)	P	R	A	O
vs. NW Missouri St. (3/5/76)	23	12		
Kansas (2/25/76)	12	11		
vs. Missouri (2/14/76)	10	11		
Iowa State (1/31/76)	34	15		
Phillips (1/30/76)	16	10		
Missouri State (1/23/76)	13	18		
at Central Missouri St. (1/19/76)	21	12		
vs. Grand View (2/16/76)	29	12		
Nebraska (2/13/76)	13	12		
William Penn (12/13/75)	15	11		

Beth Boggs (9)	P	R	A	O
vs. Kansas (3/11/79)	17	11		
Kansas (1/30/79)	10	11		
Minnesota (1/27/79)	16	12		
Iowa State (2/10/78)	14	15		
at Nebraska (2/3/78)	13	10		
Wichita State (1/31/78)	17	11		
at Long Beach St. (1/21/78)	23	17		
vs. Oklahoma (1/7/78)	11	11		
vs. Missouri (12/9/77)	18	18		

Olga Firsova (9)	P	R	A	O
vs. Oklahoma St. (3/6/00)	15	11		
Colorado (3/1/00)	12	12		
at Kansas (2/19/00)	10	15		
Wichita State (12/18/99)	19	12		
Creighton (3/11/99)	20	10		
vs. Texas Tech (3/3/99)	10	11		
at Texas Tech (1/9/99)	10	12		
at Missouri (1/6/99)	17	12		
Eastern Kentucky (11/18/98)	18	10		

Shelly Hughes (9)	P	R	A	O
Drake (2/16/82)	10	11		
Minnesota (2/6/82)	10	11		
vs. Drake (3/13/81)	15	11		
at Drake (2/13/81)	18	10		
Wichita St. (1/10/81)	16	11		
Stephen F. Austin (1/5/81)	16	13		
Nebraska-Omaha (1/3/81)	10	18		
at Pepperdine (12/22/80)	14	13		
Washington St. (11/28/80)	11	11		

Margo Jones (9)	P	R	A	O
Minnesota (3/9/78)	10	10		
Nebraska (12/6/77)	12	11		
Wayland Baptist (12/2/77)	14	11		
vs. Central Missouri St. (11/30/77)	10	16		
vs. Houston (11/24/77)	22	17		
Central Missouri St. (2/14/77)	12	16		
at Iowa State (2/11/77)	19	12		
Kansas (1/25/77)	13	11		
vs. Nebraska (1/22/77)	12	12		

Rita Matteucci (9)	P	R	A	O
Iowa State (2/17/90)	13	10		
at Colorado (2/11/90)	13	10		
at Kansas (1/27/90)	12	10		
at Wichita State (11/28/89)	11	10		
at Oklahoma (2/1/89)	17	10		
at Missouri State (12/19/88)	25	11		
Oklahoma St. (2/27/88)	13	11		
Colorado (2/17/88)	18	10		
at Northern Arizona (1/5/88)	13	10		

Kathy O'Toole (9)	P	R	A	O
vs. Missouri (3/12/77)	15	10		
at Luther College (3/10/77)	20	10		
Central Missouri St. (2/14/77)	18	10		
Nebraska (2/4/77)	11	14		
at William Penn (1/28/77)	16	11		
Kansas (1/25/77)	27	11		
Wayland Baptist (1/11/77)	12	10		
at Wichita State (1/6/77)	18	14		
at Simpson (1/5/77)	13	14		

Kim Price (9)	P	R	A	O
at Loyola Marymount (2/23/81)	12	10		
Drake (2/13/81)	19	10		
at Kansas (1/17/81)	14	10		
Minnesota (3/6/80)	16	10		
vs. Colorado (1/19/80)	20	11		
vs. Iowa State (1/17/80)	14	12		
at Rutgers (1/8/80)	12	14		
at Missouri (12/10/79)	21	12		
Wayland Baptist (11/30/79)	13	13		

Nicky Ramage (9)	P	R	A	O
vs. Oklahoma St. (3/6/00)	11	11		
at Kent State (12/20/99)	18	11		
Green Bay (12/8/99)	13	12		
Drake (11/19/99)	14	10		
vs. Colorado (3/2/99)	18	10		
Colorado (2/17/99)	14	10		
at Santa Clara (12/30/98)	17	10		
San Diego State (12/5/98)	20	13		
Baylor (3/3/98)	27	10		

Tina Dixon (6)	P	R	A	O
vs. Missouri (3/10/84)	23	11		
vs. Oklahoma (3/9/84)	16	10		
at Missouri (2/8/84)	26	10		
vs. Oregon St. (12/19/83)	13	13		
at Wichita St. (11/29/83)	13	15		
at Oklahoma State (2/26/83)	16	11		

Priscilla Gary (5)	P	R	A	O
Colorado (1/15/83)	18	11		
at Creighton (12/21/82)	24	13		
at Texas A&M (12/9/82)	19	13		
at Creighton (2/11/82)	15	10		
vs. Nebraska (1/15/82)	28	13		

Sue Leiding (5)	P	R	A	O
Colorado (2/11/87)	27	13		
at Oklahoma (1/6/87)	12	11		
Western Illinois (11/28/86)	14	12		
at Kansas (2/22/86)	15	10		
at Nebraska (2/28/84)	15	11		

Mary Jo Miller (5)	P	R	A	O
vs. Oklahoma St. (3/3/91)	12	10		
Oklahoma (2/14/90)	12	11	11	
at Oklahoma (1/20/90)	11	10	10	
at Kansas (1/28/89)	10	11		
Rockhurst (11/28/87)	19	11		

Jalana Childs (4)	P	R	A	O
vs. Iowa State (3/8/12)	21	10		
vs. Hofstra (11/24/11)	20	11		
Oklahoma St. (1/9/11)	12	11		
Oklahoma St. (2/15/09)	14	16		

Tracey Blecinski (3)	P	R	A	O
at Colorado (1/21/87)	17	11		
St. Mary's of Plains (1/12/87)	14	10		
at Oklahoma (1/6/87)	13	13		

Jenny Coalson (3)	P	R	A	O
Missouri (2/15/98)	11		10*	
Oklahoma (1/21/96)	16	12		
vs. Northwestern (12/18/95)	13	11		

* - steals

Sheila Hubert (3)	P	R	A	O
vs. Western Kentucky (1/3/86)	11	11		
at Oklahoma (2/9/85)	19	13		
Grambling St. (11/23/84)	12	10		

Cassandra Jones (3)	P	R	A	O
Kansas (1/29/85)	13		10*	
vs. Baylor (11/30/84)	17	10		
Oklahoma St. (2/11/83)	24	11		

* - steals

Kaylee Page (3)	P	R	A	O
at Iowa State (1/10/18)	13	10		
at Iowa State (2/24/16)	13	10		
UTRGV (12/7/15)	13	12		

Leticia Romero (3)	P	R	A	O
Oklahoma (1/29/14)	23	10		
at Oklahoma (1/11/14)	19	11		
vs. UC Riverside (12/30/13)	16	10		

Ashley Sweat (3)	P	R	A	O
Grambling State (12/4/09)	26	10		
at Arkansas (12/2/09)	18	10		
Washington St. (11/20/09)	33	11		

Brandy Harris (2)	P	R	A	O
Army (12/4/98)	14	12		
Grambling St. (12/3/97)	12	12		

Jerianne John (2)	P	R	A	O
vs. Oklahoma St. (1/17/76)	23	12		
William Penn (2/7/76)	12	11		

Kali Jones (2)	P	R	A	O
Lamar (12/5/18)	10	10		
North Texas (11/16/18)	14	11		

Taelor Karr (2)	P	R	A	O
UC Davis (12/12/10)	17	12		
vs. Texas Tech (3/11/10)	16	12		

Brie Madden (2)	P	R	A	O
vs. Texas (3/9/05)	14	10		
Ball State (11/15/02)	10	11		

Janet Madsen (2)	P	R	A	O
at Nebraska (1/8/88)	19	11		
at Oral Roberts (1/8/88)	15	13		

Greta Sigel (2)	P	R	A	O
Oklahoma (2/12/76)	14	11		
at Fort Hays St. (2/16/76)	10	12		

Pam Stoltz (2)	P	R	A	O
at Oklahoma St. (3/1/92)	13	15		
vs. Indiana (12/28/91)	11	13		

Mariah White (2)	P	R	A	O
Kansas (2/2/13)	18	12		
Texas A&M (1/4/12)	12	11		

Eternati Willock (2)	P	R	A	O
vs. Iowa State (3/4/17)	12	10		
at Oklahoma St. (1/14/17)	13	13		

Ashia Woods (2)	P	R	A	O
Oklahoma St. (1/28/15)	18	11		
vs. UTEP (11/25/14)	13	13		

Taryn Bachis (1)	P	R	A	O
Memphis (11/29/80)	19	12		

Arneetrice Cobb (1)	P	R	A	O
vs. Cleveland St. (1/4/88)	14	11		

Jeanne Daniels (1)	P	R	A	O
Wichita St. (1/10/81)	20	11		

Jennifer Grebing (1)	P	R	A	O
at Iowa State (2/18/92)	13	11		

Susan Green (1)	P	R	A	O
Texas (12/15/84)	13		10*	

* - steals

Lynn Holzman (1)	P	R	A	O
Alabama St (11/23/90)	21	11		

Jennifer Jones (1)	P	R	A	O
Nebraska (2/4/84)	16	12		

Stephanie Lane (1)	P	R	A	O
at Creighton (12/13/86)	11	10		

Katya Leick (1)	P	R	A	O
at Hampton (12/21/13)	18	12		

Shaelyn Martin (1)	P	R	A	O
Oklahoma St. (1/13/18)	12	11		

Kelsey Nelson (1)	P	R	A	O
Colorado (2/21/09)	14	13		

Essence Perry (1)	P	R	A	O
at Missouri (1/6/99)	10	11		

Rachel Ranke (1)	P	R	A	O
Saint Louis (3/15/18)	17	10		

Kristin Rethman (1)	P	R	A	O
Oklahoma State (2/3/01)	12	10		

Janet Reusser (1)	P	R	A	O
Missouri (2/14/76)	22	13		

Kindred Wesemann (1)	P	R	A	O
vs. West Virginia (3/5/16)	13	10		

Shana Wheeler (1)	P	R	A	O
vs. Iowa State (3/6/07)	17	10		

40-Point/10-Rebound Games

Pts/Reb	Player, Opponent	Date
42/11	Brittany Chambers, Texas Southern	3/21/13

30-Point/10-Rebound Games

Pts/Reb	Player, Opponent	Date
34/12	Brittany Chambers, at Iowa State	2/9/13
33/11	Ashley Sweat, Washington State	11/20/09
31/13	Kendra Wecker, at Green Bay	12/12/02
32/10	Nicole Ohlde, Texas A&M	2/20/01
36/19	Nicole Ohlde, vs. Wyoming	11/24/01
34/10	Brit Jacobson, Missouri-Rolla	12/27/94
32/11	Shanele Stires, Minnesota	12/2/94
31/14	Angie Bonner, at Georgia	1/6/83
32/13	Tammie Romstad, Tulsa	11/22/80
34/17	Tammie Romstad, Cal Poly Pomona	11/23/79
34/15	Marsha Poppe, Iowa State	1/31/76

20-Point/10-Assist Games

Pts/Reb	Player, Opponent	Date
20/12	Kayla Goth, Texas	1/16/19
20/10	Kayla Goth, Lamar	12/5/19
21/12	Kayla Goth, Kansas	2/24/18

KANSAS STATE DOUBLE-DOUBLES VS. BIG 12 MEMBERS

Rk.	Opponent	No. of double-doubles	Last
1.	Kansas	49	Feb. 6, 2019, by Peyton Williams & Kayla Goth
2.	Iowa State	46	Jan. 2, 2019, by Kayla Goth
3.	Oklahoma State	34	March 4, 2019, by Peyton Williams
4.	Oklahoma	30	Feb. 10, 2019, by Peyton Williams & Kayla Goth
5.	Texas Tech	18	March 2, 2019, by Peyton Williams & Kayla Goth
6.	Baylor	13	Jan. 9, 2019, by Peyton Williams
7.	Texas	12	Feb. 17, 2019, by Peyton Williams
8.	West Virginia	3	Jan. 3, 2018, by Peyton Williams
9.	TCU	2	Jan. 24, 2018, by Kayla Goth

KANSAS STATE DOUBLE-DOUBLES VS. NON-CONFERENCE OPPONENTS

Rk.	Opponent	No. of double-doubles	Last
1.	Colorado	35	March 3, 2010, by Brittany Chambers
2.	Nebraska	30	Jan. 22, 2011, by Brittany Chambers
3.	Missouri	28	March 2, 2005, by Kendra Wecker
4.	Wichita State	13	December 15, 2001, by Nicole Ohlde
5.	Texas A&M	9	Jan. 6, 2007, by Marlies Gipson
	Drake	9	March 18, 2017, by Breanna Lewis
7.	Minnesota	8	Dec. 2, 1994, by Shanele Stires
8.	Central Missouri State	7	Feb. 19, 1980, by Tammie Romstad & Eileen Feeney
9.	Creighton	6	March 11, 1999, by Olga Firsova

TEAM TOTAL

593 - As a program, Kansas State has registered 593 double-doubles (dating to game files found to 1975-76).

LeAnn Wilcox (1)	P	R	A	O
vs. Iowa State (1/20/77)	18	12		

GAME

70+ COMBINED POINTS - THREE TEAMMATES, SAME GAME (SINCE 1986-87)

Pts.	Player (Points)	Opp.	Date
72	Laurie Koehn (33), Kendra Wecker (20) & Megan Mahoney (19)	Iowa	1/5/03
71	Kayla Goth (30), Christianna Carr (21) & Peyton Williams (20)	West Virginia	2/27/19

50+ COMBINED POINTS - TWO TEAMMATES, SAME GAME (SINCE 1986-87)

Pts.	Player (Points)	Opp.	Date
59	Brittany Chambers (34) and Mariah White (25)	at Iowa State	2/9/13
57	Diana Miller (35) and Nadira Hazim (22)	at Oklahoma	1/20/90
56	Nicole Ohlde (31) and Laurie Koehn (25)	Missouri	1/7/04
56	Laurie Koehn (31) and Nicole Ohlde (25)	vs. Georgia State ^	12/29/01
54	Brittany Chambers (42) and Haley Texada (12)	Texas Southern	3/21/13
54	Brittany Chambers (32) and Jalana Childs (22)	at Nebraska	2/19/11
54	Kendra Wecker (41) and Brit Jacobson (24)	vs. Illinois State~	11/26/04
54	Kendra Wecker (41) and Megan Mahoney (13)*	vs. Illinois State~	11/26/04
54	Nicky Ramage (27) and Angie Finkes (27)	vs. Baylor%	3/3/98
54	Mary Jo Miller (35) and Kelly Moylan (19)	at Oklahoma	1/18/92
54	Nadira Hazim (29) and Diana Miller (25)	Oklahoma State	1/26/91
53	Kendra Wecker (28) and Claire Coggins (25)	at Colorado	1/29/05
53	Laurie Koehn (33) and Kendra Wecker (20)	Iowa	1/5/03
53	Andria Jones (29) and Brit Jacobson (24)	Lamar	11/25/95
53	Diana Miller (28) and Mary Jo Miller (25)	Kansas	2/23/91
53	Susan Green (29) and Sue Leiding (24)	Missouri	2/25/87
51	Kayla Goth (30) and Christianna Carr (21)**	West Virginia	2/27/19
51	Nicole Ohlde (27) and Laurie Koehn (21)	Oklahoma	1/31/04
51	Shawnda DeCamp (27) and Shanele Stires (24)	Oklahoma	1/23/94
51	Diana Miller (28) and Nadira Hazim (23)	Oklahoma	1/23/91
50	Kayla Goth (30) and Peyton Williams (20)**	West Virginia	2/27/19
50	Kindred Wesemann (28) and Breanna Lewis (22)	South Dakota	11/19/15
50	Leticia Romero (27) and Katya Leick (23)	Iowa State	1/18/14
50	Laurie Koehn (31) and Kendra Wecker (19)	Oregon State	12/9/01
50	Shawnda DeCamp (28) and Shanele Stires (22)	St. Bonaventure#	12/11/93

Kansas State has achieved this 25 times, including twice in the same game. K-State is 22-1 when two players combine for 50+ points in a game.

^ - at Baltimore, Md. | * - same game | ~ - at Freeport, Bahamas | ** - same game
% - at Kansas City, Mo. | # - at Fairfield, Conn.

SEASON

TOP SCORING TANDEM

Minimum 1,000 total points, 400+ by each player

Rk.	Player (Points)	Total	Year
1.	Kendra Wecker (646) and Nicole Ohlde (625)	1,271	2002-03
2.	Nicole Ohlde (610) and Laurie Koehn (600)	1,210	2001-02
3.	Brittany Chambers (778) and Haley Texada (423)	1,201	2012-13
3.	Tammie Romstad (686) and Eileen Feeney (459)	1,145	1979-80
4.	Priscilla Gary (586) and Angie Bonner (521)	1,107	1982-83
5.	Priscilla Gary (583) and Tammie Romstad (516)	1,099	1981-82
6.	Kayla Goth (596) and Peyton Williams (501)	1,097	2017-18
7.	Nicole Ohlde (542) and Kendra Wecker (521)	1,063	2003-04
8.	Diana Miller (519) and Nadira Hazim (504)	1,023	1990-91

TOP SCORING IMPROVEMENTS - ONE SEASON TO THE NEXT

Minimum 10.0 ppg increase

Rk.	Player	PPG	PPG	Improvement
1.	Tammie Romstad (1978-79 to 1979-80)	5.4	19.6	+ 14.2
2.	Kayla Goth (2016-17 to 2017-18)	5.8	17.5	+ 11.7
3.	Peyton Williams (2016-17 to 2017-18)	3.7	14.7	+ 11.0
4.	Haley Texada (2011-12 to 2012-13)	1.0	11.8	+ 10.8

TOP REBOUNDING TANDEM

Minimum 500 total rebounds, 200+ by each player

Rk.	Player (Rebounds)	Total	Year
1.	Nicole Ohlde (306) and Kendra Wecker (281)	587	2002-03
2.	Tammie Romstad (337) and Eileen Feeney (219)	556	1979-80
3.	Kendra Wecker (264) and Nicole Ohlde (262)	526	2001-02

TOP ASSIST TANDEM

Minimum 250 total assists, 100+ by each player

Rk.	Player (Assists)	Total	Year
1.	Kayla Goth (226) and Shaelyn Martin (119)	345	2017-18
2.	Megan Mahoney (164) and Kendra Wecker (125)	289	2002-03
3.	Megan Mahoney (162) and Nicole Ohlde (119)	281	2003-04
4.	Jenny Coalson (140) and Brit Jacobson (118)	258	1997-98
5.	Cassandra Jones (131) and Sheronda Jenkins (119)	250	1983-84

SEASONS WITH 4 OR MORE PLAYERS AVG. DOUBLE FIGURES IN POINTS

2007-08

Kimberly Dietz, 14.9 ppg; Marlies Gipson, 11.7 ppg; Shalee Lehnning, 11.3 ppg; Ashley Sweat, 11.2 ppg

2006-07

Kimberly Dietz, 13.3 ppg; Marlies Gipson, 12.8 ppg; Claire Coggins, 11.9 ppg; Ashley Sweat, 11.4 ppg

2002-03

Kendra Wecker, 19.0 ppg; Nicole Ohlde, 18.4 ppg; Megan Mahoney, 13.9 ppg; Laurie Koehn, 13.2 ppg

1986-87

Sue Leiding, 15.5 ppg; Susan Green, 13.3 ppg; Carlisa Thomas, 11.6 ppg; Tracy Bleczinski, 10.0 ppg

1983-84

Angie Bonner, 15.1 ppg; Jennifer Jones, 13.3 ppg; Tina Dixon, 12.3 ppg; Cassandra Jones, 11.4 ppg

1980-81

Tammie Romstad, 16.7 ppg; Kim Price, 12.0 ppg; Shelly Hughes, 11.5 ppg; Gayla Williams, 11.2 ppg; Taryn Bachis, 10.2 ppg

CAREER

1,000 POINTS/500 REBOUNDS

Rk.	Player (Pos., Years)	Games	Points	Rebounds
1.	Kendra Wecker (F, 2001-05)*	128	2,333	1,087
2.	Nicole Ohlde (C, 2000-04)	126	2,241	995
3.	Brittany Chambers (G, 2009-13)	135	2,156	862
4.	Ashley Sweat (F, 2006-10)	131	1,805	604
5.	Diana Miller (F, 1987-91)	114	1,705	747
6.	Nadira Hazim (G, 1987-91)	112	1,670	554
7.	Eileen Feeney (F, 1976-80)	134	1,670	783
8.	Breanna Lewis (C, 2013-17)	128	1,552	865
9.	Tammie Romstad (C, 1978-82)	102	1,548	779
10.	Brit Jacobson (G, 1994-98)	112	1,519	539
11.	Shanele Stires (G, 1992-95)	81	1,344	701
12.	Angie Finkes (F, 1996-2000)	115	1,314	627
13.	Marlies Gipson (F, 2005-09)	115	1,313	811
14.	Megan Mahoney (G, 2001-05)	129	1,307	804
15.	Jalana Childs (F, 2008-12)	131	1,237	503
16.	Shalee Lehnning (G, 2005-09)	130	1,189	914
17.	Angie Bonner (C, 1981-84)	92	1,170	540
18.	Marsha Poppe (F, 1973-77)	100	1,152	579
19.	Andria Jones (F, 1993-97)	104	1,126	532
20.	Peyton Williams (F, 2016-present)	100	1,122	659
21.	Kim Price (F, 1978-83)	126	1,120	585
22.	Carlisa Thomas (F/C, 1983-87)	115	1,116	923
23.	Nicky Ramage (F, 1996-2000)	119	1,096	561
24.	Sue Leiding (C, 1983-87)	115	1,071	509
25.	Laurie Miller (F, 1975-79)	121	1,053	726
26.	Kristie Bahner (F, 1987-91)	110	1,017	695

* - only player to record 2,000 points and 1,000 rebounds for a career

1,000 POINTS/350 ASSISTS

Rk.	Player (Pos., Years)	Games	Points	Assists
1.	Shalee Lehnning (G, 2005-09)*	130	1,189	800
2.	Megan Mahoney (G, 2001-05)	129	1,307	589
3.	Mary Jo Miller (G, 1988-92)	113	1,091	562
4.	Kayla Goth (G, 2015-19)	130	1,253	540
5.	Kendra Wecker (F, 2001-05)	128	2,333	379
6.	Cassandra Jones (G, 1982-86)	109	1,271	379
7.	Nicole Ohlde (C, 2000-04)	126	2,241	367
8.	Brittany Chambers (G, 2009-13)	135	2,156	363

* - only player in school and Big 12 history to record 1,000 points, 900 rebounds and 800 assists for her career

2,000 POINTS/850 REBOUNDS/350 ASSISTS

Rk.	Player (Pos., Years)	Points	Rebounds	Assists
1.	Kendra Wecker (F, 2001-05)	2,333	1,087	379
2.	Nicole Ohlde (C, 2000-04)	2,241	995	367
3.	Brittany Chambers (G, 2009-13)	2,156	862	363

Three of just four players at Big 12 schools to record 2,000 points, 850 rebounds and 350 assists.

TEAM**MOST GAMES PLAYED**

Season: 37 in 2012-13
Home: 20 in 2002-03 & 2014-15
Road: 25 in 1976-77

GAMES PLAYED

- 37 in 2012-13 (Final Record: 19-18)
- 35 in 1976-77 (Final Record: 23-12)
35 in 1979-80 (Final Record: 26-9)
- 34 in 2017-18 (Final Record: 18-16)
34 in 2016-17 (Final Record: 23-11)
34 in 2011-12 (Final Record: 20-14)
34 in 2006-07 (Final Record: 19-15)
34 in 2005-06 (Final Record: 24-10)
34 in 2002-03 (Final Record: 29-5)
34 in 2001-02 (Final Record: 26-8)
34 in 1980-81 (Final Record: 23-11)
34 in 1977-78 (Final Record: 20-14)
34 in 1975-76 (Final Record: 28-6)

MOST WINS

Season: 29 in 2002-03
Home: 19 in 2002-03
Road: 10 in 2008-09

MOST OVERALL WINS

- 29 in 2002-03 (Big 12)
- 28 in 1975-76 (Big 8)
- 26 in 2001-02 (Big 12)
26 in 1979-80 (Big 8)
26 in 1981-82 (Big 8)

MOST CONSECUTIVE WINS

Overall: 17 from 1/14/82 to 3/18/82
Home: 31 from 12/12/81 to 12/30/83
Road: 7 (twice) 1/2-26/81 & 11/14/08 to 1/14/09

LONGEST WINNING STREAKS

- 17, 1981-82 (1/14/82 - 3/18/82)
- 14, 2001-02 (11/26/01 - 1/16/02)
14, 2008-09 (11/14/08 - 1/14/09)
- 13, 2002-03 (12/2/02 - 1/25/03)
- 11, 1968-69 (dates unknown)
11, 2003-04 (12/2/03 - 1/17/04)
- 10, 1975-76 (2/10/75 - 3/10/76)
10, 1983-84 (2/11/84 - 3/10/84)
10, 2007-08 (12/28/07 - 2/2/09)

LONGEST HOME COURT WINNING STREAKS

- 31, 12/12/81 - 12/30/83 (AFH)
- 21, 2/13/79 - 1/27/81 (AFH)
- 19, 2/18/86 - 1/13/88 (AFH)
- 18, 2/27/02 - 3/23/03
- 16, 11/21/03 - 12/4/04
- 15, 3/17/05 - 2/3/07
- 14, 1/2/84 - 1/22/85 (AFH)
14, 2/27/08 - 3/1/09
- 12, 1/23/76 - 1/11/77 (AFH)
12, 3/17/07 - 2/2/08

(AFH) - Ahearn Field House

MOST CONFERENCE WINS

- 14 in 2003-04 (Big 12)
14 in 2002-03 (Big 12)
- 13 in 2007-08 (Big 12)
- 12 in 2004-05 (Big 12)
12 in 1983-84 (Big 8)
- 11 in 2001-02 (Big 12)
11 in 2016-17 (Big 12)
11 in 2018-19 (Big 12)
- 10 in 2010-11 (Big 12)
10 in 2008-09 (Big 12)
10 in 1989-90 (Big 8)

BEST BIG 12 CONFERENCE RECORD

14-2 in 2002-03 & 2003-04
13-3 in 2007-08

WINNING PERCENTAGE

- .852 (29-5) in 2002-03
- .824 (28-6) in 1975-76
- .813 (26-6) in 1981-82
- .806 (25-6) in 2003-04
.806 (25-6) in 1983-84

BIGGEST RECORD IMPROVEMENT

14 victories, 12-16 in 2000-01 to 26-8 in 2001-02

BEST HOME RECORD

- 1.000 (13-0) in 2003-04
1.000 (13-0) in 1986-87
1.000 (14-0) in 1982-83
1.000 (11-0) in 1978-79
1.000 (6-0) in 1971-72
- .950 (19-1) in 2002-03

FEWEST OVERALL LOSSES

- 3 in 1968-69
- 5 in 2002-03
- 5 in 1971-72
- 6 (five times; last: 2003-04)

MOST LOSSES

Season: 23 in 1991-92
Home: 10 in 1992-93
Road: 14 in 1991-92

MOST OVERALL LOSSES

- 23 in 1991-92
- 20 in 1987-88
- 19 in 2013-14
- 18 in 2009-10
18 in 2012-13
- 17 in 1999-00
17 in 1997-98
17 in 1992-93

MOST CONSECUTIVE LOSSES

Overall: 11 from 1/29/92 to 3/7/92
Home: 5 (twice) 2/3-28/07 & 1/31-2/21/93
Road: 11 (twice)
1/12/88 to 12/10/88 & 1/29/92 to 2/12/93

MOST PERSONAL FOULS

Game: 35, at UTEP (11/16/13)

MOST DISQUALIFICATIONS

Game: 4 vs. Baylor (3/1/97) & at UTEP (11/16/13)

INDIVIDUAL SEASON**MINUTES**

- Brittany Chambers (2012-13) 1,379
- Brittany Chambers (2011-12) 1,247
- Kayla Goth (2018-19) 1,237
- Kayla Goth (2017-18) 1,224
- Laurie Koehn (2001-02) 1,222

MINUTES PER GAME

- Missy Decker (1996-97) 38.0
- Mary Jo Miller (1990-91) 37.9
- Jenny Coalson (1997-98) 37.5
Kayla Goth (2018-19) 37.5
- Brittany Chambers (2012-13) 37.3

PERSONAL FOULS

- Tammie Romstad (1979-80) 119
- Kendra Wecker (2001-02) 114
- Angie Bonner (1982-83) 110
Joann Hamlin (2005-06) 110
- Greta Siegel (1974-75) 109

DISQUALIFICATIONS

- Dee Weinreis (1980-81) 7
Barbara Gilmore (1981-82) 7
Carlisa Thomas (1985-86) 7
Leticia Romero (2013-14) 7
- Rita Matteucci (1988-89) 6
Brit Jacobson (1997-98) 6
Olga Firsova (1998-99) 6
Joann Hamlin (2005-06) 6
Shana Wheeler (2006-07) 6
Tasha Dickey (2011-12) 6

INDIVIDUAL CAREER**GAMES PLAYED**

- Brittany Chambers (2009-13) 135
- Eileen Feeney (1976-80) 134
- Gayla Williams (1977-81) 131
Ashley Sweat (2006-10) 131
Jalana Childs (2008-12) 131
Shaelyn Martin (2014-18) 131
- Brie Madden (2001-05) 130
Shalee Lehning (2005-09) 130
Danielle Zanotti (2005-09) 130
Kristi Short (1975-78) 130
Kayla Goth (2015-19) 130

GAMES STARTED

- Brittany Chambers (2009-13) 130
- Megan Mahoney (2001-05) 129
- Kendra Wecker (2001-05) 128
- Nicole Ohlde (2000-04) 123
Shalee Lehning (2005-09) 123
Breanna Lewis (2013-17) 123
Shaelyn Martin (2014-18) 123
- Eileen Feeney (1976-80) 117
Ashley Sweat (2006-10) 117
- Laurie Koehn (2001-05) 116

MINUTES

- Brittany Chambers (2009-13) 4,738
- Shalee Lehning (2005-09) 4,271
- Kendra Wecker (2001-05) 4,141
- Nicole Ohlde (2000-04) 4,103
- Ashley Sweat (2006-10) 4,088
- Megan Mahoney (2001-05) 4,079
- Laurie Koehn (2001-05) 3,978
- Diana Miller (1988-91) 3,915
- Kindred Wesemann (2013-17) 3,865
- Kim Woodlee (1997-01) 3,747

MINUTES PER GAME


- Brittany Chambers (2009-13) 35.1
- Diana Miller (1988-91) 34.3
- Laurie Koehn (2001-05) 32.9
Shalee Lehning (2005-09) 32.9
- Mary Jo Miller (1988-92) 32.8
- Kim Woodlee (1997-01) 32.6
Nicole Ohlde (2000-04) 32.6
- Kendra Wecker (2001-05) 32.4
- Megan Mahoney (2001-05) 31.6
Taelor Karr (2009-11) 31.6

PERSONAL FOULS

- Breanna Lewis (2013-17) 376
- Kendra Wecker (2001-05) 357
- Brit Jacobson (1995-98) 354
- Gayla Williams (1978-81) 344
- Branshea Brown (2008-12) 339

DISQUALIFICATIONS

- Carlisa Thomas (1984-87) 19
- Brit Jacobson (1995-98) 13
Angie Finkes (1997-00) 13
- Barbara Gilmore (1982-83) 12
Sue Leiding (1984-87) 12



Bramlage Coliseum has played host to the NCAA Women's Basketball Championship First and Second Rounds in 2002, 2003 and 2017 and the Postseason WNIT in 1999, 2006, 2007, 2013 and 2015. Kansas State has been ranked nationally among the top-35 in the NCAA Division I women's basketball attendance leaders for 16 straight seasons. In 2011 and 2012, Kansas State was named the Big 12 champion of the NCAA "Pack the House" initiative.

BRAMLAGE COLISEUM ALL-TIME RECORDS vs. OPPONENTS

NON-CONFERENCE

Abilene Christian	2-0
Akron	1-0
Alabama State	2-0
Alcorn State	2-0
Arkansas	1-0
Arkansas-Pine Bluff	2-0
Arkansas State	1-1
Army	1-0
Auburn	2-0
Ball State	2-0
Bradley	1-0
BYU	1-0
Central Arkansas	2-0
Central Connecticut State	1-0
Central Missouri State	1-0
Charlotte	1-0
Chicago State	2-0
Clemson	0-1
Colorado State	1-0
Connecticut	0-1
Creighton	4-1
Dartmouth	1-0
Delaware State	1-0
Detroit	2-0
Drake	3-0
Eastern Illinois	1-0
Eastern Kentucky	1-0
Eastern Michigan	1-0
Eastern Washington	1-0
Florida A&M	1-0
Florida Atlantic	1-0
Georgia State	1-0
Georgia Tech	1-0
Grambling State	7-0
Hampton	2-0
Harvard	1-0
Idaho	2-0
Idaho State	1-0
Illinois	2-0
Illinois-Chicago	0-1
Illinois State	2-0
Indiana State	1-1
Iowa	2-0

IUPUI	1-0
Kent State	1-0
Lafayette	1-0
Lamar	3-0
Liberty	0-1
Lipscomb	1-0
Little Rock	1-0
Louisiana Tech	1-0
Loyola-Chicago	1-0
Maryland	0-1
Memphis	1-0
Michigan	1-0
Middle Tennessee State	1-0
Minnesota	2-1
Mississippi Valley State	2-0
Missouri	0-1
Missouri-Rolla	4-0
Missouri-St. Louis	1-0
Missouri State	3-1
Missouri Western State	1-0
Montana	1-0
New Hampshire	1-0
Nicholls State	1-0
North Dakota	1-0
North Texas	1-0
Northeastern Illinois	1-0
Northern Illinois	1-0
Northern Iowa	2-1
Northwestern	0-1
Ohio	0-1
Ohio State	0-2
Omaha	2-0
Oral Roberts	4-0
Oregon State	1-0
Penn State	1-0
Pepperdine	1-0
Princeton	1-0
Quincy	1-0
Sacramento State	1-0
Saint Joseph's	0-1
Saint Louis	2-0
Samford	1-0
Santa Clara	1-0
Sam Houston State	1-0

San Diego State	1-0
South Dakota	3-0
South Dakota State	1-0
Southern	2-0
Southern Illinois	1-0
SIUE	1-0
SMU	1-0
Southern Utah	1-0
St. John's	1-0
Stanford	0-1
Stephen F. Austin	1-0
TX A&M-Corpus Christi	1-0
UT-Arlington	5-0
UTEP	1-1
UTRGV	1-0
UTSA	1-0
Tennessee State	1-0
Texas-Pan Am	1-0
Texas Southern	2-0
Texas State	1-0
Tulsa	1-0
UC Davis	1-1
UMKC	6-0
USC	1-0
UC Santa Barbara	1-0
Utah	2-2
Vanderbilt	1-0
Vermont	1-0
Washington	1-0
Washington State	2-0
Weber State	2-0
Western Illinois	6-0
Western Michigan	1-0
Wichita State	4-3
William Jewell	1-0
Wisconsin-Green Bay	2-1
Wyoming	2-0
Yale	1-0
Record	184-31 (.856)

BIG 12 CONFERENCE*

Baylor	2-11
Colorado	13-10
Iowa State	17-15
Kansas	21-10
Missouri	19-5
Nebraska	14-9
Oklahoma	10-13
Oklahoma State	17-7
TCU	4-3
Texas	9-7
Texas A&M	7-2
Texas Tech	9-5
West Virginia	3-4
Record	146-101 (.591)

* Since the formation of the Big 12 Conference before the 1996-97 season

KANSAS STATE - INDIVIDUAL RECORDS

Points	42 by Brittany Chambers vs. Texas Southern (3/21/13)
Field Goals	15 by Brittany Chambers, vs. Texas Southern (3/21/13)
Field Goal Attempts	31 by Shawnda DeCamp (twice) vs. Detroit (11/27/93) & vs. Colorado (1/7/94)
Field Goal Pct.	.875 (14-16) by Nicole Ohlde vs. Missouri (1/7/04)
3-pt. Field Goals	10 by Laurie Koehn vs. Iowa (1/5/03)
3-pt. Attempts	22 by Shawnda DeCamp vs. Detroit (11/27/93)
3-pt. FG Pct.	1.000 (4-4) by Amy Dutmer vs. Western Michigan (12/20/02)
Free Throws	14 by Nicole Ohlde vs. Baylor (1/27/04)
Free Throw Attempts	17 by Nicole Ohlde vs. Baylor (1/27/04)
FT Percentage	1.000 (13-13) by Andria Jones vs. Lamar (11/25/95)
	1.000 (13-13) by Ashley Sweat vs. Oklahoma State (2/15/09)
	1.000 (12-12) by Kindred Wesemann vs. South Dakota (11/19/15)
	1.000 (10-10) by Kindred Wesemann vs. Oklahoma State (1/28/17)
	1.000 (10-10) by Peyton Williams vs. West Virginia (2/27/19)
Rebounds	20 by Kendra Wecker vs. Harvard (12/1/01)
	20 by Shalee Lehnig vs. La. Tech (12/6/05)
Assists	13, Shalee Lehnig vs. UTSA (11/23/08)
Steals	10 by Jenny Coalsen vs. Missouri (2/15/98)
Blocked Shots	9 by Kali Jones vs. Lamar (12/5/19)

KANSAS STATE - TEAM RECORDS

Most Points	115 vs. Arkansas-Pine Bluff (12/2/02)
Fewest Points	34 vs. Texas (2/3/07)
Most Field Goals	43 vs. Arkansas-Pine Bluff (12/2/02)
Fewest Field Goals	13, vs. Missouri (2/10/10)
Most Field Goal Attempts	78 vs. Idaho State (3/17/06)
Fewest Field Goals Attempts	35 vs. Missouri State (12/11/91)
Highest Field Goal Percentage	.645 (40-62) vs. Iowa (1/5/03)
Lowest Field Goal Percentage	.186 (18-49) vs. Colorado (2/26/92)
Most 3-pt. Field Goals	16 vs. Oklahoma State (1/23/13)
Fewest 3-pt. Field Goals	0, multiple times, latest vs. Texas (2/3/07)
Most 3-pt. Field Goal Attempts	44 vs. Baylor (1/16/13)
Fewest 3-pt. FG Attempts	0, multiple times, latest vs. Iowa State (1/25/89)
Highest 3-pt. FG Percentage	.833 (5-6) vs. Colorado (1/6/01)
Lowest 3-pt. FG Percentage	.000, multiple times, latest vs. Texas (2/3/07)
Most Free Throws	31 vs. Colorado (1/13/90)
Fewest Free Throws	2 vs. Central Connecticut State (1/2/05)
Most Free Throw Attempts	48 vs. Iowa State (1/25/89)
Fewest Free Throw Attempts	2 vs. Central Connecticut State (1/2/05)
Highest FT Percentage	.933 (14-15) vs. Iowa State (2/2/02)
Lowest FT Percentage	.300 (3-10) vs. Liberty (12/4/04)
Most Rebounds	61 vs. Miss. Valley State (12/1/06)
Fewest Rebounds	20 vs. Missouri (2/15/92)
Assists	37 vs. Arkansas-Pine Bluff (12/2/02)
Turnovers	35 vs. Lafayette (12/5/92)
Steals	25 vs. Baylor (1/12/00)
Blocked Shots	13 vs. Wyoming (11/17/06)

OPPONENT - INDIVIDUAL RECORDS

Points	48 by Karen Jennings, Nebraska (1/21/92)
Field Goals	22 by Karen Jennings, Nebraska (1/21/92)
Field Goal Attempts	27 by Felicia Regland, Oregon State (12/9/01)
	27 by Morgan Bertsch, UC Davis (3/23/18)
	27, by Tynice Martin, West Virginia (2/27/19)
FG Percentage	.950 (19-20), Sandie Primus, Missouri (2/4/89)
3-pt. Field Goals	9 by Morgan Eye, Missouri (3/22/15)
3-pt. Attempts	18, by Morgan Eye, Missouri (3/22/15)
3-pt. FG Percentage	1.000 (5-5) by Madison Wise, Iowa State (2/3/18)
	1.000 (4-4) by Barbara Garbova, Eastern Illinois (11/25/94)
	1.000 (4-4) by Jodi Bolerjack , Wyoming (11/17/06)
Free Throws	13 by Erika Martin, Missouri (1/5/96)
	13 by Sophia Young, Baylor (2/25/06)
Free Throw Attempts	18 by Angela Aycock, Kansas (2/12/95)
Free Throw Percentage	1.000 (8-8) by Teera Williams (3/21/13)
Rebounds	20 by Kristy Ryan, Sacramento State (3/3/94)
Assists	13 by Emily Durr, Iowa State (2/3/18)
Steals	9, by Aaryn Ellenberg, Oklahoma (1/17/12)
Blocked Shots	8, by Brittney Griner, Baylor (2/3/10)

OPPONENT - TEAM RECORDS

Most Points	92 by Baylor (1/2/14)
Fewest Points	18 by Miss. Valley State (12/1/06)
Most Field Goals	37 by Baylor (12/28/17)
Fewest Field Goals	5 by Miss. Valley State (12/1/06)
Most Field Goal Attempts	94 by Long Beach State (11/24/89)
Fewest Field Goals Attempts	37 by Sacramento State (1/12/95)
Highest Field Goal Percentage	.588 (30-51) by Nebraska (1/17/98)
Lowest Field Goal Percentage	.086 (5-58) by Miss. Valley State (12/1/06)
Most 3-pt. Field Goals	17 by South Dakota (11/19/15)
Fewest 3-pt. Field Goals	0, multiple times, latest Kansas (1/25/14)
Most 3-pt. Attempts	39 by Idaho State vs. Harvard (11/30/01)
Fewest 3-pt. Field Goal Attempts	1, multiple times, latest, UC Santa Barbara (12/15/13)
Highest 3-pt. FG Percentage	.667 (8-12) by Iowa State (2/18/98)
Lowest 3-pt. FG Percentage	.000, multiple times, latest, Kansas (1/25/14)
Most Free Throws	33 by Baylor (2/25/06)
Fewest Free Throws	0, five times, latest by UMKC (11/27/90)
Most Free Throw Attempts	41 by Baylor (2/25/06)
Fewest Free Throw Attempts	2 (twice) by Oklahoma (2/22/89) & by Texas A&M (3/1/09)
Highest FT Percentage	1.000 (10-10) by Utah (4/3/13)
Lowest FT Percentage	.000 by Oklahoma (2/22/89)
Most Rebounds	69 by Long Beach State (11/24/89)
Fewest Rebounds	18 (twice) by Western Illinois (1/3/03) & Kansas (2/27/99)
Assists	27 by Oklahoma (2/12/92)
Turnovers	36 by Grambling State (11/29/96)
Steals	20 by SW Missouri State (12/11/91)
Blocked Shots	9, by Baylor (2/3/10)

BRAMLAGE COLISEUM FACTS

Built: 1986
Capacity: 12,528
Seasons: Entering 32nd
K-State's All-Time Record: 335-133 (.716)
First Game: vs. Colorado State (11/25/88)
First Win: 70-56 vs. Colorado State (11/25/88)
First Points: K-State's Mary Jo Miller hit two free throws with 19:10 left in the first half

YEAR-BY-YEAR RESULTS IN BRAMLAGE COLISEUM

YEAR	RECORD	YEAR	RECORD
1988-89	11-2	2004-05	11-2
1989-90	11-2	2005-06	14-5
1990-91	8-4	2006-07	13-5
1991-92	4-9	2007-08	12-2
1992-93	6-10	2008-09	13-1
1993-94	10-3	2009-10	7-8
1994-95	9-5	2010-11	13-2
1995-96	11-4	2011-12	10-4
1996-97	11-1	2012-13	12-7
1997-98	8-5	2013-14	7-7
1998-99	10-4	2014-15	15-5
1999-00	7-6	2015-16	13-4
2000-01	7-6	2016-17	14-4
2001-02	13-2	2017-18	11-8
2002-03	19-1	2018-19	12-4
2003-04	13-0	TOTALS.....335-133 (.716)	

BRAMLAGE COLISEUM FIRSTS

K-State opened Bramlage Coliseum on Nov. 25, 1988 with a 70-56 win over Colorado State. Here is a list of "firsts" that took place in that game.

POINTS

Mary Jo Miller, two free throws with 19:10 left in the first half

FIELD GOAL

Janet Madsen, layup with 18:21 left in the first half

FIELD GOAL ATTEMPT

Janet Madsen, layup with 18:21 left in the first half

FREE THROW MADE

Mary Jo Miller, two free throws with 19:10 left in the first half

FREE THROW ATTEMPTED

Mary Jo Miller, two free throws with 19:10 left in the first half

3-POINT FIELD GOAL

Diana Miller vs. Montana, 11-26-88 with 0:10 left in the first half

3-POINT FG ATTEMPT

Diana Miller vs. Montana, 11-26-88 with 0:10 left in the first half

REBOUND

Janet Madsen off a missed Nadira Hazim shot at the 17:44 mark of the first half

STEAL

Janet Madsen with 18:22 left in the first half

FOUL

Dametra Johnson of Colorado State :50 into the game

OVERTIME GAME

1-19-96, Oklahoma State, W 81-68*
* later forfeited

STARTING LINEUP

F 15	Janet Madsen (5-8, Jr.)
F 33	Diana Miller (5-10, Soph.)
C 42	Stacey Boyle (6-1, Sr.)
G 30	Nadira Hazim (5-7, Soph.)
G 21	Mary Jo Miller (5-5, Fr.)

SINGLE GAME

BRAMLAGE GAMES (1988-89 TO PRESENT)

158

	Opponent (Date)	Result	Attendance
1.	Nebraska (1/12/02)	W, 85-71	13,466
2.	Kansas (1/17/04)	W, 79-50	13,340
	Texas A&M (2/22/03)	W, 88-49	13,340
	Oklahoma State (2/15/03)	W, 64-46	13,340
	Texas (1/25/03)	W, 71-69	13,340
	Iowa State (2/2/02)	L, 86-72	13,340
	Texas Tech (1/27/02)	W, 76-63	13,340
	Marquette (3/31/06)	W, 77-65	13,340
9.	Baylor (2/4/12)	L, 70-41	12,528
	Connecticut (12/11/16)	L, 75-58	12,528
10.	Texas Tech (3/3/04)	W, 85-73	12,174
11.	Oklahoma (2/13/02)	L, 76-68	11,789
12.	Arkansas (3/17/02)	W, 82-68	11,786
13.	Colorado (1/11/03)	W, 61-36	11,753
14.	Notre Dame (3/25/03)	L, 59-53	11,534
15.	Kansas (2/26/05)	W, 73-46	11,254
16.	Iowa (1/5/03)	W, 103-60	10,913
17.	Oklahoma (1/31/04)	W, 74-65	10,866
18.	Harvard (3/23/03)	W, 69-59	10,732
19.	Kansas (2/26/03)	W, 80-57	10,702
20.	Kent State (3/15/02)	W, 93-65	10,573
21.	Kansas (2/22/97)	L, 46-62	9,736

ALL GAMES

	Opponent (Date)	Result	Attendance
1.	vs. Arizona State (1/25/01)	L, 76-58	14,057
2.	at Texas Tech (1/22/05)	W, 55-53	13,927
3.	Nebraska (1/12/02)	W, 85-71	13,466
4.	at Minnesota (3/23/04)	L, 80-61	13,425
5.	Kansas (1/17/04)	W, 79-50	13,340
	Texas A&M (2/22/03)	W, 88-49	13,340
	Oklahoma State (2/15/03)	W, 64-46	13,340
	Texas (1/25/03)	W, 71-69	13,340
	Iowa State (2/2/02)	L, 86-72	13,340
	Texas Tech (1/27/02)	W, 76-63	13,340
	Marquette (3/31/06)	W, 77-65	13,340
12.	at Nebraska (2/26/00)	L, 65-56	13,226
13.	at Nebraska (2/23/05)	W, 94-69	13,023
14.	at Iowa State (2/10/01)	L, 81-52	12,749
15.	Baylor (2/4/12)	L, 70-41	12,528
	Connecticut (12/11/16)	L, 75-58	12,528
16.	vs. Valparaiso (3/21/04)	W, 71-63	12,357
17.	at Wyoming (3/28/07)	L, 79-89 (3OT)	12,225
18.	Texas Tech (3/3/04)	W, 85-73	12,174
19.	at Texas Tech (3/6/03)	L, 73-64	12,144
20.	at Texas Tech (1/31/01)	L, 72-41	12,022
21.	at Kansas (2/17/02)	W, 65-40	11,858

AHEARN FIELD HOUSE GAMES

	Opponent (Date)	Result	Attendance
1.	Missouri (3/3/84)	W, 100-84	4,250
2.	Texas (12/30/83)	L, 82-78	3,750
3.	Kansas (1/28/89)	W, 74-68	3,700
4.	Kansas (2/17/81)	L, 74-63	3,440
5.	Kansas (2/25/84)	W, 81-63	3,200
6.	Old Dominion (12/4/82)	W, 58-50	3,175
7.	Oklahoma (2/4/87)	W, 79-64	3,155
8.	Missouri (1/12/83)	W 88-77	2,904
9.	Kansas (1/4/87)	W, 71-65	2,850
10.	Oklahoma (3/5/83)	W, 87-63	2,825
11.	Kansas (1/26/83)	W, 80-74	2,600
12.	Kansas (1/28/80)	W, 61-52	2,563
13.	Iowa State (1/17/87)	W, 63-56	2,524
14.	Colorado (1/16/82)	W, 76-71	2,450
	Kansas (2/23/82)	W, 80-69	2,450

LARGEST HOME BIG 12 CONFERENCE CROWD

13,466 vs. Nebraska (1/12/02)

LARGEST HOME BIG EIGHT CONFERENCE CROWD

4,250 vs. Missouri (3/3/84)

LARGEST HOME NON-CONFERENCE CROWD

13,340 vs. Marquette (3/31/06)

SINGLE SEASON

TOP 10 HOME ATTENDANCE AVERAGE

	Year	G	Totals	Avg.		Year	G	Totals	Avg.
1.	2003-04	13	121,739	9,365	6.	2016-17	18	92,454	5,136
2.	2002-03	20	175,053	8,753	7.	2008-09	14	64,743	4,624
3.	2001-02	15	122,376	8,158	8.	2015-16	17	76,634	4,508
4.	2004-05	13	98,874	7,606	9.	2013-14	14	62,775	4,484
5.	2005-06	19	119,333	6,281	10.	2007-08	14	60,265	4,304

TOP 10 TOTAL HOME ATTENDANCE

	Year	G.	Totals		Year	G.	Totals
1.	2002-03	20	175,053	6.	2016-17	18	92,454
2.	2001-02	15	122,376	7.	2014-15	20	80,783
3.	2003-04	13	121,739	8.	2015-16	17	76,634
4.	2005-06	19	119,333	9.	2006-07	18	73,142
5.	2004-05	13	98,874	10.	2017-18	19	64,804

YEARLY NCAA DIVISION I ATTENDANCE RANKINGS

Year	G	Rank	Avg.	Year	G	Rank	Avg.
2018-19	16	35th	3,433	2009-10	15	25th	4,009
2017-18	19	32nd	3,411	2008-09	14	20th	4,624
2016-17	18	15th	5,136	2007-08	14	26th	4,304
2015-16	17	21st	4,508	2006-07	18	29th	4,063
2014-15	20	24th	4,039	2005-06	19	19th	6,281
2013-14	14	23rd	4,484	2004-05	13	8th	7,606
2012-13	19	32nd	3,284	2003-04	13	8th	9,365
2011-12	14	24th	4,069	2002-03	20	6th	8,753
2010-11	15	24th	4,068	2001-02	15	7th	8,158

YEARLY ATTENDANCE (SINCE 1982-83)

Year	G	All Games Totals	Avg.	G	Home Games Totals	Avg.
2018-19	33	123,888	3,754	16	54,925	3,433
2017-18	34	117,397	3,453	19	64,804	3,411
2016-17	34	140,986	4,147	18	92,454	5,136
2015-16	32	148,637	4,645	17	76,634	4,508
2014-15	33	127,370	3,860	20	80,783	4,039
2013-14	30	109,791	3,660	14	62,775	4,484
2012-13	37	129,163	3,491	19	62,397	3,284
2011-12	32	136,985	4,029	14	56,970	4,069
2010-11	32	132,009	4,125	15	61,013	4,068
2009-10	32	124,850	3,902	15	60,137	4,009
2008-09	33	145,202	4,400	14	64,743	4,624
2007-08	32	108,226	3,382	14	60,265	4,305
2006-07	34	142,653	4,196	18	73,142	4,063
2005-06	34	160,510	4,721	19	119,333	6,281
2004-05	32	189,285	5,915	13	98,874	7,606
2003-04	31	214,548	6,921	13	121,739	9,365
2002-03	34	253,323	7,450	20	175,053	8,753
2001-02	34	211,738	6,228	15	122,376	8,158
2000-01	28	107,277	3,831	13	44,516	3,424
1999-00	30	113,608	3,787	13	49,068	3,816
1998-99	30	98,551	3,285	14	43,296	3,093
1997-98	28	70,632	2,523	13	30,578	2,352
1996-97	31	88,316	2,849	12	34,353	2,863
1995-96	30	37,591	1,253	15	10,901	726
1994-95	27	42,665	1,580	14	12,966	926
1993-94	27	33,256	1,231	13	7,225	555
1992-93	27	21,395	792	16	6,219	388
1991-92	28	21,862	780	13	7,143	549
1990-91	27	26,835	993	12	15,022	1,251
1989-90	30	44,373	1,109	13	18,265	1,405
1988-89*	29	31,287	1,079	13	13,298	1,023
1987-88	28	17,897	639	13	9,231	710
1986-87	31	45,290	1,461	13	19,604	1,508
1985-86	29	29,862	1,029	13	13,651	1,050
1984-85	29	28,164	971	12	11,925	993
1983-84	31	52,911	1,706	14	23,395	1,671
1982-83	32	36,152	1,129	14	20,828	1,487
Totals	1,103	3,394,462	3,077	528	1,826,759	3,460

* - Denotes 1st season in Bramlage Coliseum; prior to 1988-89, K-State played at Ahearn Field House.

OVERTIME GAMES

Overall Record: 27-27*

Home: 13-6* Road: 12-11 Neutral: 2-10
 vs. Non-Conference Opponents: 8-14

vs. the Big 12: 11-12 vs. Oklahoma State: 3-0
 vs. Baylor: 1-1 vs. Texas: 3-2
 vs. Iowa State: 1-1 vs. TCU: 0-0
 vs. Kansas: 6-3 vs. Texas Tech: 0-3
 vs. Oklahoma: 0-1 vs. West Virginia: 0-0

Big 12 Tournament: 1-3
 NCAA Tournament: 0-0
 WNIT: 1-2

SINGLE OVERTIME GAMES

Record: 23-23*

Home: 13-6* Road: 9-7 Neutral: 2-10

Date	Site	Opponent	W/L	Result
2/6/19	A	Kansas	W	72-62
1/28/18	A	Kansas	W	63-59
1/4/17	A	Oklahoma	L	80-85
11/19/15	H	South Dakota	W	84-81
2/25/15	H	Texas Tech	L	68-74
1/28/15	H	Oklahoma State	W	52-51
3/7/14	N	Kansas	L	84-87
4/3/13	H	Utah (WNIT)	L	46-54
1/23/13	H	Oklahoma State	W	76-70
2/25/12	A	Missouri	L	56-61
1/4/12	H	Texas A&M	W	71-69
12/3/11	H	Iowa	W	81-78
11/25/11	N	Purdue	L	42-46
2/5/11	A	Missouri	W	60-55
2/24/10	H	Texas Tech	L	67-75
11/16/09	H	Arkansas State	L	79-80
3/12/08	N	Iowa State	L	65-66
1/13/08	A	Texas	W	77-74
11/17/06	H	Wyoming	W	68-62
3/28/06	H	Western Kentucky	W	57-56
3/8/06	N	Baylor	L	74-79
2/18/06	A	Nebraska	L	62-64
2/1/06	H	Missouri	L	65-66
1/22/06	A	Texas	L	70-71
1/30/02	A	Texas	W	80-76
12/17/00	H	Vermont	W	64-60
11/24/00	N	Wyoming	L	73-70
3/3/98	N	Baylor	W	75-66
1/23/96	A	Arkansas State	L	73-64
1/19/96	H	Oklahoma State	W	81-68*
12/18/95	N	Northwestern	L	77-86
11/25/91	A	Illinois-Chicago	L	64-68
1/30/91	A	Kansas	W	74-73
1/5/88	A	Northern Arizona	W	74-65
12/2/87	H	Creighton	W	67-60
3/11/87	N	Northwestern	L	61-62
2/11/87	H	Colorado	W	85-78
1/24/87	H	Kansas	W	71-65
12/18/83	N	Montana	W	64-62
3/25/83	N	Texas	L	70-73
1/18/83	A	Nebraska	W	-104-103
12/22/82	A	Drake	L	79-82
2/10/78	H	Iowa State	W	66-64
11/25/77	N	Louisiana Tech	L	82-90
2/26/72	N	Stephen F. Austin	L	65-67
3/7/70	A	Kansas	W	50-45

*one win later forfeited

DOUBLE OVERTIME GAMES

Overall Record: 3-4

Home: 0-1 Road: 3-3

Date	Site	Opponent	W/L	Result
12/21/13	A	Hampton	L	75-86
2/2/13	H	Kansas	L	80-89
1/15/11	A	Texas Tech	L	66-68
2/18/07	A	Kansas	L	74-82
2/22/04	A	Missouri	W	93-90
1/30/02	A	Texas	W	80-76
2/6/79	A	Kansas	W	92-91

TRIPLE OVERTIME GAMES

Overall Record: 0-1

Home: 0-0 Road: 0-1

Date	Site	Opponent	W/L	Result
3/28/07	A	Wyoming	L	79-89

100-POINT GAMES

Date	Site	Opponent	W/L	Result
12/13/15	H	Florida Atlantic	W	102-53
11/26/06	A	Santa Clara	W	100-71
11/26/04	N	Illinois State	W	105-61
1/5/03	H	Iowa	W	103-60
12/2/02	H	Arkansas-Pine Bluff	W	115-37
11/30/01	H	Grambling State	W	105-64
11/18/99	H	Eastern Kentucky	W	102-68
11/24/90	H	Alabama State	W	103-57
12/30/89	H	Minnesota	W	100-80
12/12/87	N	Texas-Pan American	W	110-46
3/1/86	H	Nebraska	W	101-63
3/3/84	H	Missouri	W	100-84
3/10/83	N	Oklahoma State	W	102-64
2/3/83	H	Nebraska	W	100-73
1/18/83	A	Nebraska (OT)	W	104-103
3/6/81	H	South Dakota	W	104-52
11/23/81	H	Pacific Christian	W	103-36
11/22/80	H	Tulsa	W	109-78
12/6/79	H	Colorado	W	106-75
2/15/79	H	Minnesota	W	103-68
1/6/79	A	Minnesota	W	100-62
11/24/78	N	Brigham Young	W	101-96
1/31/76	H	Iowa State	W	105-80
12/12/75	H	Fort Hays State	W	105-28

MARGIN OF VICTORY

Biggest Wins*

- 78 pts. vs. Arkansas-Pine Bluff (115-37), 12/2/02
- 77 pts. vs. Fort Hays State (105-28), 12/12/75
- 74 pts. vs. Haskell (94-20), 2/12/74
- 67 pts. vs. Pacific Christian (103-36), 11/23/81
- 66 pts. vs. Wichita State (87-21), 2/10/73

*also biggest home wins

Biggest Road Wins

- 50 pts. vs. Haskell (67-17), 12/14/73
- 41 pts. vs. Wichita State (66-25), 2/8/74
- 40 pts. vs. Tulsa (94-54), 1/22/82
- 39 pts. vs. Benedictine (65-26), 2/11/72
- 39 pts. vs. Benedictine (63-24), 1/15/74

Biggest Losses

- 61 pts. vs. UCLA (123-62), 1/20/78
- 55 pts. vs. Wayland Baptist (76-21), 3/20/69
- 49 pts. vs. Ranger J.C. (84-35), 3/21/69
- 47 pts. vs. Wayland Baptist (91-44), 1/11/75
- 46 pts. vs. Louisiana Tech (100-54), 1/6/90
- 46 pts. vs. Connecticut (72-26), 3/19/12 \$

\$ - NCAA Tournament

Biggest Home Losses

- 42 pts. vs. Baylor (91-49), 1/25/17
- 33 pts. vs. Missouri (89-56), 1/15/92
- 32 pts. vs. Louisiana Tech (77-45), 1/28/88
- 31 pts. vs. Oklahoma (96-65), 1/13/88
- 31 pts. vs. Nebraska (78-47), 1/17/98

Biggest Road Losses

- 61 pts. vs. UCLA (123-62), 1/20/78
- 47 pts. vs. Wayland Baptist (91-44), 1/11/75
- 46 pts. vs. Louisiana Tech (100-54), 1/6/90
- 45 pts. vs. UTEP (84-39), 11/16/13
- 42 pts. vs. Seminole (85-43), 12/12/70

MOST WINS OVER A 4-YEAR SPAN

- 104, 2001-05
- 102, 2002-06
- 100, 1979-83
- 99, 1980-84
- 96, 1973-77

HIGHEST WINNING PCT. OVER A 4-YR SPAN

- .794, 2001-05
- .779, 2002-06
- .768, 1980-84
- .756, 1972-76
- .752, 1979-83

YEAR	COACH	OVERALL	PCT.	CONF.	FINISH	POSTSEASON
1968-69	Judy Akers	11-3	.786	—	—	—
1969-70	Judy Akers	10-7	.588	—	—	—
1970-71	Judy Akers	12-12	.500	—	—	—
1971-72	Judy Akers	17-5	.772	—	—	6th in AIAW Region VI
1972-73	Judy Akers	20-6	.769	—	—	AIAW Final 5/ Region VI Champion
1973-74	Judy Akers	21-9	.700	—	—	3rd in AIAW Region VI Tournament
1974-75	Judy Akers	24-9	.727	—	—	AIAW Final 6 / 2nd in Region VI
1975-76	Judy Akers	28-6	.823	—	1st*	6th in AIAW Region VI Tournament
1976-77	Judy Akers	23-12	.657	—	1st*	AIAW Elite 8 / Region VI Champion
1977-78	Judy Akers	20-14	.588	—	—	2nd in AIAW Region VI Tournament
1978-79	Judy Akers	20-11	.645	—	—	AIAW Sweet 16 / 2nd in AIAW Region
1979-80	Lynn Hickey	26-9	.743	—	—	AIAW Sweet 16 / 2nd in AIAW Region
1980-81	Lynn Hickey	23-11	.676	—	—	AIAW Region VI Qualifier
1981-82	Lynn Hickey	26-6	.813	—	1st	NCAA Elite Eight
1982-83	Lynn Hickey	25-7	.781	12-2	1st*	NCAA Sweet 16
1983-84	Lynn Hickey	25-6	.806	12-2	T1st	NCAA 1st Round
1984-85	Matilda Mossman	16-13	.552	6-8	T3rd	—
1985-86	Matilda Mossman	16-13	.552	6-8	6th	—
1986-87	Matilda Mossman	22-9	.710	9-5	T1st	—
1987-88	Matilda Mossman	8-20	.286	1-13	8th	—
1988-89	Matilda Mossman	18-11	.621	7-7	T3rd	—
1989-90	Mossman/Gaye Griffin	20-10	.667	10-4	T2nd	—
1990-91	Susan Yow	16-11	.593	8-6	T2nd	—
1991-92	Susan Yow	5-23	.179	2-12	T7th	—
1992-93	Susan Yow	10-17	.370	1-13	T7th	—
1993-94	Brian Agler	13-14	.481	5-9	6th	—
1994-95	Brian Agler	14-13	.519	6-8	5th	—
1995-96	Brian Agler/Jack Hartman	14-16	.467	5-9	8th	—
Big 12 Era (1996-present)						
1996-97	Deb Patterson	19-12	.613	9-7	T5th	NCAA 1st Round
1997-98	Deb Patterson	11-17	.393	4-12	T7th	—
1998-99	Deb Patterson	16-14	.533	7-9	T8th	WNIT 2nd Round
1999-00	Deb Patterson	13-17	.433	6-10	8th	—

YEAR	COACH	OVERALL	PCT.	CONF.	FINISH	POSTSEASON
2000-01	Deb Patterson	12-16	.429	2-14	11th	—
2001-02	Deb Patterson	26-8	.764	11-5	T3rd	NCAA Sweet 16
2002-03	Deb Patterson	29-5	.852	14-2	2nd	NCAA 2nd Round
2003-04	Deb Patterson	25-6	.806	14-2	T1st	NCAA 2nd Round
2004-05	Deb Patterson	24-8	.750	12-4	T3rd	NCAA 2nd Round
2005-06	Deb Patterson	24-10	.706	8-8	T6th	WNIT Champions
2006-07	Deb Patterson	19-15	.559	4-12	T11th	WNIT Semifinals
2007-08	Deb Patterson	22-10	.688	13-3	1st	NCAA 2nd Round
2008-09	Deb Patterson	25-8	.758	10-6	5th	NCAA 2nd Round
2009-10	Deb Patterson	14-18	.438	5-11	9th	—
2010-11	Deb Patterson	21-11	.656	10-6	T3rd	NCAA 1st Round
2011-12	Deb Patterson	20-14	.588	9-9	T4th	NCAA 2nd Round
2012-13	Deb Patterson	19-18	.514	5-13	T8th	WNIT Semifinals
2013-14	Deb Patterson	11-19	.367	5-13	9th	—
2014-15	Jeff Mittie	19-14	.576	7-11	T7th	WNIT 2nd Round
2015-16	Jeff Mittie	19-13	.594	8-10	6th	NCAA 2nd Round
2016-17	Jeff Mittie	23-11	.676	11-7	4th	NCAA 2nd Round
2017-18	Jeff Mittie	18-16	.529	7-11	T7th	WNIT 3rd Round
2018-19	Jeff Mittie	21-12	.636	11-7	t4th	NCAA 1st Round
TOTALS		953-595	.616	282-298		

* Prior to the 1982-83 season, the Big Eight champion was determined in a postseason tournament.

KANSAS STATE'S MILESTONE WINS

Milestone	Coach (Date)	Result
Win No. 1	Judy Akers (1968-69)	38-25 vs. Bethel
Win No. 50	Judy Akers (3/10/72)	57-32 vs. Dickinson State
Win No. 100	Judy Akers (1/24/75)	80-37 vs. Kansas
Win No. 200	Judy Akers (2/6/79)	64-62 at Missouri
Win No. 300	Lynn Hickey (2/23/83)	78-68 at Kansas
Win No. 400	Matilda Mossman (12/19/89)	73-54 at Missouri State
Win No. 500*	Brian Agler (1/21/96)	80-67 vs. Oklahoma
Win No. 600	Deb Patterson (3/17/02)	82-68 vs. Arkansas
Win No. 650	Deb Patterson (2/22/04)	93-90 (20T) at Missouri
Win No. 700	Deb Patterson (3/24/06)	77-63 vs. Nebraska (WNIT)
Win No. 800	Deb Patterson (2/19/11)	69-64 at Nebraska
Win No. 900+	Jeff Mittie (12/7/16)	62-49 vs. UT-Arlington

* win later forfeited by institution

+ - 20th program in NCAA Division I history to win 900 games

First Big Eight Conference Win

Judy Akers (1/16/76) 62-53 vs. Nebraska

First Big 12 Conference Win

Deb Patterson (1/11/97) 68-67 vs. Texas

KANSAS STATE'S RECORD BY DECADE

Decade	Overall		Home		Away		Neutral	
	Record	Pct.	Record	Pct.	Record	Pct.	Record	Pct.
1968-69	11-3	.786	*	*	*	*	*	*
1970-79	202-92	.687	78-24	.765	60-35	.632	64-33	.660
1980-89	205-107	.657	111-23	.828	62-62	.500	32-22	.593
1990-99	138-150	.479	87-47	.649	34-78	.304	17-25	.405
2000-09	219-103	.680	121-32	.791	71-49	.592	27-22	.551
2010-present	178-140	.560	111-50	.689	46-66	.411	21-24	.467
Totals	953-595	.616						

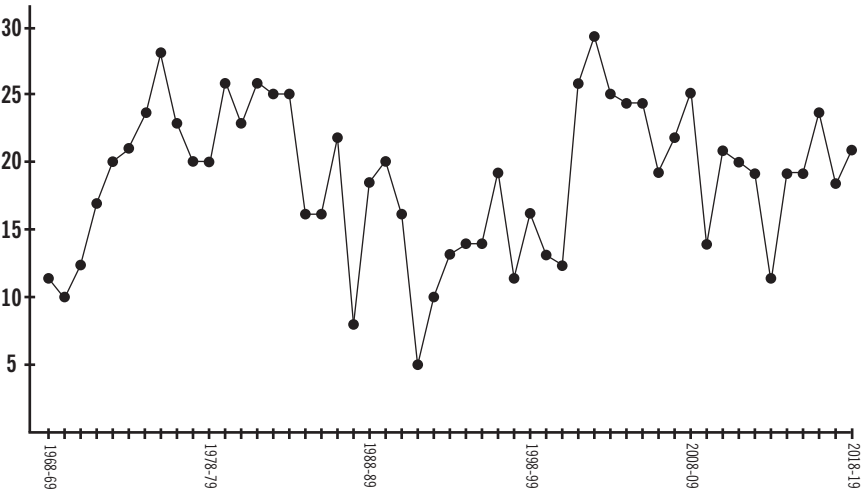
* - location of games in 1968-69 unknown

YEAR	OVERALL	HOME	AWAY	NEUTRAL	CONF.	HOME	AWAY	NON-CONF.	NOV.	DEC.	JAN.	FEB.	MAR.
1968-69	11-3	Complete breakdown not available											
1969-70	10-7	4-1	4-3	2-3	—	—	—	—	—	—	2-1	4-2	4-4
1970-71	12-12	4-6	6-4	2-2	—	—	—	—	—	0-4	5-3	5-3	2-2
1971-72	17-5	6-0	5-2	6-3	—	—	—	—	—	—	5-2	9-1	3-2
1972-73	20-6	6-1	6-3	8-2	—	—	—	—	—	3-1	4-1	7-3	6-1
1973-74	21-9	8-4	8-4	5-1	—	—	—	—	2-1	3-2	6-1	6-2	4-3
1974-75	24-9	9-2	7-2	8-5	—	—	—	—	0-3	4-0	7-2	8-1	5-3
1975-76	28-6	11-2	5-3	12-1	—	—	—	—	3-0	2-2	9-2	12-1	2-1
1976-77	23-12	8-2	6-4	9-6	—	—	—	—	1-2	5-3	8-3	5-2	4-2
1977-78	20-14	11-2	4-6	5-6	—	—	—	—	2-2	5-4	5-6	6-1	2-1
1978-79	20-11	6-4	8-3	6-4	—	—	—	—	1-2	6-2	5-3	6-1	2-3
1979-80	26-9	11-0	6-6	9-3	—	—	—	—	3-0	4-1	8-4	8-1	3-3
1980-81	23-11	11-2	7-5	5-4	—	—	—	—	5-0	6-1	7-4	4-4	1-2
1981-82	26-6	15-1	8-4	3-1	—	—	—	—	2-1	7-0	6-4	8-0	3-1
1982-83	25-7	14-0	9-5	2-2	12-2	—	—	—	3-0	5-2	6-1	6-2	5-2
1983-84	25-6	14-1	8-4	3-1	12-2	7-0	5-2	13-4	3-0	5-2	6-2	7-1	4-1
1984-85	16-13	8-4	6-8	2-1	6-8	3-4	3-4	10-5	3-1	3-2	4-5	5-3	1-2
1985-86	16-13	9-4	6-6	1-3	6-8	4-3	2-5	10-5	4-1	4-1	3-5	3-5	2-1
1986-87	22-9	13-0	6-7	3-2	9-5	7-0	2-5	13-4	2-0	6-2	7-3	6-2	1-2
1987-88	8-20	5-8	2-10	1-2	1-13	1-6	0-7	7-7	1-1	5-2	1-9	1-7	0-1
1988-89	18-11	11-2	4-6	3-3	7-7	5-2	2-5	11-4	3-0	5-2	6-3	3-5	1-1
1989-90	20-10	11-2	6-7	3-1	10-4	6-1	4-3	10-6	2-1	5-2	8-2	3-4	2-1
1990-91	16-11	8-4	6-6	2-1	8-6	4-3	4-3	8-5	2-1	3-3	7-2	3-4	1-1
1991-92	5-23	4-9	1-9	0-5	2-12	1-6	1-6	3-11	0-2	1-7	4-4	0-8	0-2
1992-93	10-17	6-10	2-6	2-1	1-13	0-8	1-5	9-4	—	5-2	3-8	2-6	0-1
1993-94	13-14	10-3	2-9	1-2	5-9	4-3	1-6	8-5	2-0	2-4	5-4	3-5	1-1
1994-95	14-13	9-5	3-6	2-2	6-8	3-4	3-4	8-5	2-1	5-3	3-5	4-3	0-1
1995-96	14-16	11-4	2-8	1-4	5-9	4-3	1-6	9-7	3-0	5-5	3-6	3-4	0-1
1996-97	19-12	11-1	4-8	4-3	9-7	7-1	2-6	10-5	4-0	3-3	3-4	6-2	3-3
1997-98	11-17	8-5	1-11	2-1	4-12	4-4	0-8	7-5	3-1	3-3	3-5	1-7	1-1
1998-99	16-14	10-4	5-9	1-1	7-9	5-3	2-6	9-5	2-3	5-0	4-5	3-4	2-2
1999-00	13-17	7-6	6-6	0-5	6-10	3-5	3-5	7-7	2-2	5-4	2-6	3-4	1-1
2000-01	12-16	7-6	4-8	1-2	2-14	2-6	0-8	10-2	3-1	7-0	1-7	1-7	0-1
2001-02	26-8	13-2	9-3	4-3	11-5	6-2	5-3	15-3	5-1	7-0	8-1	3-4	3-2
2002-03	29-5	19-1	8-3	2-1	14-2	8-0	6-2	14-2	5-1	6-0	7-1	8-0	3-3
2003-04	25-6	13-0	8-4	4-2	14-2	8-0	6-2	11-4	2-2	7-0	6-1	7-1	3-2
2004-05	24-8	11-2	7-3	6-3	12-4	7-1	5-3	12-4	3-1	5-1	8-1	4-3	4-2
2005-06	24-10	14-5	8-4	2-1	8-8	4-4	4-4	16-2	4-0	6-1	5-3	2-5	7-1
2006-07	19-15	13-5	4-8	2-2	4-12	3-5	1-7	15-3	4-1	8-0	3-5	1-7	3-2
2007-08	22-10	12-2	8-4	2-4	13-3	6-2	7-1	9-7	3-3	4-2	8-0	4-3	3-2
2008-09	25-8	13-1	10-5	2-2	10-6	7-1	3-5	14-1	5-0	7-0	6-2	3-3	4-3
2009-10	14-18	7-8	4-8	3-2	5-11	3-5	2-6	8-6	2-3	5-3	4-3	1-7	2-2
2010-11	21-11	13-2	6-6	2-3	10-6	6-2	4-4	11-5	6-0	4-3	5-2	3-4	3-2
2011-12	20-14	10-4	6-6	4-4	9-9	5-4	4-5	11-5	3-2	6-1	5-3	4-5	2-3
2012-13 ^	19-18	12-7	6-8	1-3	5-13	4-5	1-8	14-5	5-0	4-3	3-5	1-7	6-2
2013-14	11-19	7-7	2-9	2-3	5-13	3-6	2-7	6-6	3-3	3-2	3-6	2-5	0-3
2014-15	19-14	15-5	2-8	2-1	7-11	5-4	2-7	12-3	4-0	6-1	3-6	3-5	3-2
2015-16	19-13	13-4	5-8	1-1	8-10	5-4	3-6	11-3	4-1	6-1	4-4	4-5	1-2
2016-17	23-11	14-4	5-6	4-1	11-7	7-2	4-5	12-4	6-0	4-3	6-3	5-3	2-2
2017-18	18-16	11-8	5-6	2-2	7-11	3-6	4-5	11-5	5-2	3-3	4-5	3-4	3-2
2018-19	21-12	12-4	7-3	2-5	11-7	5-4	6-3	10-5	4-2	5-1	4-5	5-2	3-2
TOTALS	953-595	508-176*	273-290*	161-126*	282-298	165-119	105-177	374-169	136-48*	225-94*	248-178*	214-178*	121-93*

* Note: Totals do not include the 1968-69 season.

^ Note: K-State played its first game in the month of April on April 3, 2013 against Utah, a 54-46 overtime loss in the WNIT Semifinals.

K-STATE WIN TOTALS



18.7

Average Wins in Program History

25

20-Win Seasons in Program History; last: 2018-19

11

Most Consecutive Seasons with 20+ wins (1972-73 to 1984-85)

29

Most wins in a season (2002-03)

KANSAS STATE ALL-TIME TEAM STATISTICS

SEASON	G	OVERALL					CONF.					FT	FTA	PCT.	REB	AVG.	PF-D	AST	TO	BLK	STL	PTS	AVG.
		W-L	PCT.	W-L	PCT.	FG	FGA	PCT.	3FG	3FGA	3PCT.												
2018-19	33	21-12	.636	11-7	.611	758	1870	.405	188	623	.302	424	595	.713	1137	34.5	477-8	427	499	147	271	2128	64.5
2017-18	34	18-16	.529	7-11	.389	825	2006	.411	225	731	.308	438	605	.724	1163	34.2	496-9	525	435	160	294	2313	68.0
2016-17	34	23-11	.676	11-7	.611	818	1946	.420	196	588	.333	462	681	.678	1266	37.2	493-4	500	509	143	277	2294	67.5
2015-16	32	19-13	.594	8-10	.444	738	1805	.409	218	676	.322	368	568	.648	1140	35.6	487-6	476	491	157	289	2062	64.4
2014-15	33	19-14	.576	7-11	.389	696	1805	.386	176	596	.295	399	647	.617	1124	34.1	459-2	425	488	156	374	1967	59.6
2013-14	30	11-19	.367	5-13	.278	660	1714	.385	199	668	.298	346	515	.672	1077	35.9	635-25	396	519	88	217	1865	62.2
2012-13	37	19-18	.514	5-13	.278	806	2167	.372	325	1077	.302	327	458	.714	1241	33.5	536-9	448	525	58	320	2264	61.2
2011-12	34	20-14	.588	9-9	.500	728	1922	.379	173	612	.283	313	456	.686	1172	34.5	540-13	416	493	97	272	1942	57.1
2010-11	32	21-11	.656	10-6	.625	729	1796	.406	195	602	.324	297	455	.653	1136	35.5	534-10	397	474	78	243	1950	60.9
2009-10	32	14-18	.438	5-11	.313	696	1734	.401	232	633	.367	347	474	.732	1064	33.2	491-13	367	450	70	170	1971	61.6
2008-09	33	25-8	.758	10-6	.625	774	1731	.447	176	549	.321	358	495	.723	1135	34.4	450-5	473	436	129	193	2082	63.1
2007-08	32	22-10	.688	13-3	.813	803	1786	.450	199	580	.343	354	491	.721	1126	35.2	459-6	486	457	159	235	2159	67.5
2006-07	34	19-15	.559	4-12	.250	835	2028	.412	209	651	.321	341	550	.620	1275	37.5	598-18	486	522	164	263	2220	65.3
2005-06	34	24-10	.706	8-8	.500	874	2005	.436	233	664	.351	405	577	.702	1252	36.8	610-16	553	516	163	300	2386	70.2
2004-05	32	24-8	.750	12-4	.750	876	1963	.446	230	622	.370	302	412	.733	1262	39.4	565-8	545	456	128	281	2284	71.4
2003-04	31	25-6	.806	14-2	.875	878	1840	.477	218	565	.386	366	512	.715	1177	38.0	509-6	582	437	118	265	2340	75.5
2002-03	34	29-5	.852	14-2	.875	954	1986	.480	241	639	.377	390	539	.724	1365	40.1	475-8	618	521	151	252	2539	74.7
2001-02	34	26-8	.764	11-5	.687	938	1899	.494	262	637	.411	428	576	.743	1210	35.6	527-9	605	594	140	264	2566	75.5
2000-01	28	12-16	.429	2-14	.125	624	1491	.419	189	494	.383	314	448	.701	937	33.5	456-14	424	514	42	212	1751	62.5
1999-00	30	13-17	.433	6-10	.375	689	1621	.425	216	580	.372	327	472	.693	1157	38.6	452-10	470	559	92	150	1921	64.0
1998-99	30	16-14	.533	7-9	.438	738	1703	.433	144	402	.358	353	545	.648	1114	37.1	506-16	468	592	87	212	1973	65.8
1997-98	28	11-17	.393	4-12	.250	667	1567	.426	107	327	.327	294	499	.589	964	34.4	507-17	431	571	42	276	1735	62.0
1996-97	31	19-12	.613	9-7	.563	724	1657	.437	145	463	.313	353	536	.659	1102	35.5	527-14	440	544	43	249	1946	62.8
1995-96	30	14-16	.467	5-9	.357	671	1695	.396	105	313	.335	427	607	.702	1088	36.3	626-15	379	533	34	245	1874	62.5
1994-95	27	14-13	.519	6-8	.429	654	1527	.428	138	395	.349	360	548	.657	996	36.9	625-17	407	466	32	237	1806	66.9
1993-94	27	13-14	.481	5-9	.357	619	1521	.407	150	434	.346	315	447	.705	974	36.1	561-17	407	440	26	217	1703	63.1
1992-93	27	10-17	.370	1-13	.071	583	1447	.403	72	230	.313	302	460	.657	973	36.0	434-12	343	578	27	194	1540	57.0
1991-92	28	5-23	.179	2-12	.143	596	1565	.381	104	317	.328	372	552	.674	950	33.9	450-x	337	549	22	213	1668	59.6
1990-91	27	16-11	.593	8-6	.571	689	1579	.436	84	246	.341	463	661	.700	1011	37.4	412-10	430	531	54	255	1925	71.3
1989-90	30	20-10	.667	10-4	.714	821	1853	.443	50	142	.352	466	684	.681	1260	42.0	602-19	463	632	81	310	2158	71.9
1988-89	29	18-11	.621	7-7	.500	786	1799	.437	24	73	.329	434	609	.713	1137	39.2	538-12	421	587	58	346	2030	70.0
1987-88	28	8-20	.286	1-13	.071	721	1777	.406	10	54	.185	400	609	.657	1196	42.7	528-10	411	601	35	287	1852	66.1
1986-87	31	22-9	.710	9-5	.643	868	1936	.448	—	—	—	478	694	.689	1300	41.9	550-10	502	648	55	353	2214	71.4
1985-86	29	16-13	.552	6-8	.429	805	1894	.425	—	—	—	451	679	.664	1153	39.8	560-19	391	576	64	363	2061	71.1
1984-85	29	16-13	.551	6-8	.428	860	1812	.475	—	—	—	422	631	.669	1088	37.5	578-15	440	610	55	341	2142	73.9
1983-84	31	25-6	.806	12-2	.857	968	1869	.518	—	—	—	506	767	.660	1200	38.7	613-14	495	696	90	399	2442	78.8
1982-83	32	25-7	.781	12-2	.857	1065	2055	.518	—	—	—	471	680	.693	1354	42.3	655-14	457	676	82	330	2601	81.3
1981-82	32	26-6	.812	—	—	986	1959	.503	—	—	—	440	683	.644	1270	39.7	539-14	435	609	—	260	2412	75.4
1980-81	34	23-11	.676	—	—	1023	2194	.467	—	—	—	439	667	.659	1450	43.9	574-22	—	—	—	—	2485	75.3
1979-80	35	26-9	.742	—	—	1096	2356	.465	—	—	—	443	664	.667	1443	41.2	621	—	—	—	—	2635	75.3
1978-79	31	20-11	.645	—	—	1012	2333	.433	—	—	—	390	607	.642	1148	37.0	610	—	—	—	—	2414	77.9
1977-78	34	20-14	.588	—	—	993	2370	.418	—	—	—	431	688	.626	1290	37.9	581	—	—	—	—	2417	71.1
1976-77	35	23-12	.657	—	—	922	2350	.392	—	—	—	461	702	.656	1421	40.6	627	—	—	—	—	2305	65.9
1975-76	34	28-6	.823	—	—	1009	2595	.388	—	—	—	429	710	.604	1368	40.2	648	—	—	—	—	2447	72.0
1974-75	33	24-9	.727	—	—	928	2401	.386	—	—	—	348	633	.549	1300	39.4	613	—	—	—	—	2204	66.8
1973-74	30	21-9	.700	—	—	702	1857	.378	—	—	—	344	665	.517	—	—	459	—	—	—	—	1748	58.3
1972-73	26	20-6	.769	—	—	494	1547	.319	—	—	—	292	570	.512	—	—	409	—	—	—	—	1280	49.2
1971-72	22	17-5	.772	—	—	500	1369	.365	—	—	—	226	449	.503	—	—	—	—	—	—	—	1226	55.7
1970-71	24	12-12	.500	—	—	336	1116	.301	—	—	—	239	542	.440	—	—	—	—	—	—	—	911	37.9
1969-70	17	10-7	.588	—	—	—	—	—	—	—	—	—	—	—	—	—	—	—	—	—	—	825	48.5
1968-69	14	11-3	.786	—	—	—	—	—	—	—	—	—	—	—	—	—	—	—	—	—	—	642	45.9

OPPONENT ALL-TIME TEAM STATISTICS

SEASON	FG	FGA	PCT.	3FG	3FGA	3PCT.	FT	FTA	PCT.	REB.	AVG.	PF-D	AST	TO	BLK	STL	PTS	AVG.
2018-19	772	1986	.389	208	658	.316	374	500	.748	1270	38.5	545-7	467	531	92	272	2126	64.4
2017-18	829	2070	.400	233	702	.332	374	530	.706	1387	40.8	596-7	528	537	104	229	2265	66.6
2016-17	786	2043	.385	226	710	.318	325	459	.708	1206	35.5	653-17	523	531	121	276	2123	62.4
2015-16	694	1885	.368	224	746	.300	353	501	.705	1225	38.3	567-16	484	531	112	272	1965	61.4
2014-15	689	1793	.384	233	669	.348	308	437	.705	1242	37.6	590-13	505	603	140	250	1919	58.2
2013-14	688	1658	.415	140	430	.326	514	704	.730	1113	37.1	549-13	372	463	99	231	2030	67.7
2012-13	889	2052	.433	149	457	.326	402	547	.735	1393	37.6	490-4	531	575	100	223	2329	62.9
2011-12	706	1815	.389	132	470	.281	406	577	.704	1280	37.6	461-5	379	561	116	228	1950	57.4
2010-11	645	1699	.380	141	434	.325	371	549	.676	1147	35.8	469-9	329	516	100	182	1802	56.3
2009-10	739	1745	.423	132	465	.284	385	521	.739	1130	35.3	477	342	451	100	195	1995	62.3
2008-09	669	1779	.376	111	383	.290	311	457	.681	1068	32.4	510	272	461	102	200	1760	53.3
2007-08	686	1814	.378	159	473	.336	325	471	.690	1100	34.4	508-0	366	496	120	226	1856	58.0
2006-07	715	1911	.374	147	499	.295	459	652	.704	1312	38.6	573-15	394	588	103	208	2036	59.9
2005-06	753	1956	.385	150	456	.329	447	657	.680	1249	36.7	569-10	457	572	90	215	2103	61.9
2004-05	623	1708	.365	146	447	.327	415	611	.679	1035	32.3	456-10	376	524	74	227	1807	56.5
2003-04	653	1807	.361	143	480	.298	379	517	.733	1055	34.0	483-10	378	489	70	212	1828	59.0
2002-03	725	2045	.355	169	571	.296	336	480	.700	1120	32.9	522-9	440	506	107	293	1955	57.5
2001-02	825	2102	.392	185	603	.307	410	596	.688	1180	34.7	547	521	512	112	303	2245	66.0
2000-01	691	1609	.429	140	416	.337	317	458	.692	971	34.7	441	435	435	89	239	1839	65.7
1999-00	707	1858	.381	147	483	.304	311	446	.697	1091	36.4	480	409	424	68	292	1872	62.4
1998-99	748	1727	.433	146	387	.377	357	542	.659	1030	34.3	507	450	519	67	305	1999	66.6
1997-98	664	1543	.430	103	330	.312	378	549	.689	965	34.5	491	397	548	85	271	1809	64.6
1996-97	679	1643	.413	154	442	.348	370	574	.645	1000	32.3	534	401	535	62	251	1882	60.7
1995-96	639	1554	.411	144	410	.344	444	655	.678	1027	34.2	580-18	352	585	79	245	1863	62.1
1994-95	546	1381	.395	105	320	.328	489	694	.705	962	35.6	523-13	301	513	213	51	1686	62.4
1993-94	564	1416	.398	87	278	.313	462	639	.723	970	35.9	434-19	301	455	190	70	1677	62.1
1992-93	647	1576	.411	54	192	.281	282	410	.688	974	36.1	471	303	479	311	62	1630	60.4
1991-92	827	1771	.467	97	264	.367	255	387	.659	1183	42.3	534	446	510	87	264	2006	71.6
1990-91	774	1791	.432	71	160	.273	268	392	.684	1093	40.5	571-22	406	546	75	263	1887	69.9
1989-90	758	1894	.400	56	176	.318	442	626	.706	1163	38.8	634-30	402	624	96	283	2014	67.1
1988-89	719	1724	.417	74	198	.373	406	555	.732	1099	37.9	554-13	393	654	68	284	1918	66.1
1987-88	787	1802	.439	45	143	.323	363	532	.682	1117	39.9	530-11	471	564	81	292	1982	70.8
1986-87	822	1954	.42.1	—	—	—	360	546	.659	1147	37.0	625-22	448	689	119	279	2004	64.6
1985-86	763	1802	.423	—	—	—	422	584	.723	1197	41.3	585-23	384	680	80	243	1948	67.2
1984-85	846	1774	.477	—	—	—	407	570	.714	1042	35.9	574-20	444	675	49	307	2099	72.4
1983-84	811	1892	.429	—	—	—	425	620	.685	1062	34.3	644-35	336	757	76	302	2047	66.0
1982-83	936	2096	.447	—	—	—	402	624	.644	1093	34.2	622-18	563	610	110	323	2274	71.1
1981-82	862	2121	.406	—	—	—	345	497	.694	1218	38.1	615-28	363	—	—	281	2069	64.7
1980-81	967	2176	.444	—	—	—	294	473	.622	1321	40.0	578-24	—	—	—	—	2230	67.6
1979-80	1103	2346	.470	—	—	—	351	591	.594	1370	39.1	656	—	—	—	—	2411	68.9
1978-79	939	2112	.445	—	—	—	385	588	.655	1233	39.8	612	—	—	—	—	2263	73.0
1977-78	995	2383	.401	—	—	—	329	502	.655	1269	37.3	696	—	—	—	—	2319	68.2
1976-77	889	2182	.407	—	—	—	299	512	.584	1121	32.1	698	—	—	—	—	2077	59.3
1975-76	774	2071	.374	—	—	—	352	590	.597	1124	33.1	677	—	—	—	—	1900	55.9
1974-75	708	2027	.349	—	—	—	300	535	.850	1128	34.2	626	—	—	—	—	1716	52.0
1973-74	427	1466	.291	—	—	—	317	577	.549	—	—	499	—	—	—	—	1168	38.9
1972-73	—	—	—	—	—	—	—	—	—	—	—	—	—	—	—	—	1,090	—
1971-72	—	—	—	—	—	—	—	—	—	—	—	—	—	—	—	—	867	—

SCORING

Year	Player	G	Pts	Avg.
2018-19	Peyton Williams	32	496	15.5
2017-18	Kayla Goth	34	596	17.5
2016-17	Kindred Wesemann	34	474	13.9
2015-16	Breanna Lewis	32	535	16.7
2014-15	Breanna Lewis	33	380	11.5
2013-14	Leticia Romero	30	427	14.2
2012-13	Brittany Chambers	37	778	21.0
2011-12	Jalana Childs	34	486	14.3
2010-11	Brittany Chambers	32	514	16.1
2009-10	Ashley Sweat	32	514	16.1
2008-09	Ashley Sweat	33	545	16.5
2007-08	Kimberly Dietz	30	448	14.9
2006-07	Kimberly Dietz	34	453	13.3
2005-06	Claire Coggins	33	446	13.5
2004-05	Kendra Wecker	29	609	21.0
2003-04	Nicole Ohlde	31	542	17.5
2002-03	Kendra Wecker	34	646	19.0
2001-02	Nicole Ohlde	34	610	17.9
2000-01	Nicole Ohlde	28	464	17.2
1999-00	Nicky Ramage	30	395	13.2
1998-99	Nicky Ramage	30	409	13.6
1997-98	Angie Finkes	28	389	13.9
1996-97	Andria Jones	31	591	19.1
1995-96	Brit Jacobson	30	443	14.8
1994-95	Shanele Stires	27	521	19.3
1993-94	Shawnda DeCamp	27	524	19.4
1992-93	Shanele Stires	27	361	13.4
1991-92	Mary Jo Miller	27	386	13.6
1990-91	Diana Miller	27	519	19.2
1989-90	Diana Miller	30	519	17.3
1988-89	Nadira Hazim	27	381	14.1
1987-88	Janet Madsen	24	289	12.0
1986-87	Sue Leiding	31	481	15.5
1985-86	Amanda Holley	29	375	12.9
1984-85	Cassandra Jones	29	495	17.1
1983-84	Angie Bonner	29	437	15.1
1982-83	Priscilla Gary	32	586	18.3
1981-82	Priscilla Gary	32	583	18.2
1980-81	Tammie Romstad	14	233	16.7
	Kim Price	33	395	12.0
1979-80	Tammie Romstad	35	686	19.9
1978-79	LeAnn Wilcox	30	465	15.5
1977-78	Eileen Feeney	34	462	13.6
1976-77	Laurie Miller	34	424	12.5
1975-76	Janet Reusser	34	524	15.5
1974-75	Janet Reusser	29	386	13.3
1973-74	Janet Reusser	15	161	10.7
	Susie Norton	26	246	9.5

FG PERCENTAGE (min. 5 attempts/game)

Year	Player	FG-FGA	Pct.
2018-19	Peyton Williams	180-370	.486
2017-18	Peyton Williams	199-371	.536
2016-17	Breanna Lewis	205-367	.559
2015-16	Breanna Lewis	231-420	.550
2014-15	Breanna Lewis	157-335	.469
2013-14	Ashia Woods	96-191	.503
2012-13	Brittany Chambers	273-640	.427
2011-12	Jalana Childs	197-443	.445
2010-11	Jalana Childs	168-370	.454
2009-10	Jalana Childs	103-241	.427
2008-09	Shalee Lehning	117-224	.522
2007-08	Shalee Lehning	127-240	.529
2006-07	Shalee Lehning	99-193	.513
2005-06	Joann Hamlin	139-265	.525
2004-05	Kendra Wecker	240-504	.476
2003-04	Nicole Ohlde	203-356	.570
2002-03	Nicole Ohlde	243-424	.573
2001-02	Nicole Ohlde	245-423	.579
2000-01	Nicole Ohlde	191-381	.501
1999-00	Nicky Ramage	144-266	.541
1998-99	Nicky Ramage	160-299	.535
1997-98	Nicky Ramage	77-143	.538
1996-97	Angie Finkes	90-175	.514
1995-96	Andria Jones	130-278	.468
1994-95	Shanele Stires	194-406	.478
1993-94	Shanele Stires	169-357	.473
1992-93	Kelly Moylan	108-241	.448
1991-92	Lynn Holzman	57-131	.435
1990-91	Kristie Bahner	82-171	.480
1989-90	Kristie Bahner	134-237	.565
1988-89	Kristie Bahner	108-207	.522
1987-88	Stacey Boyle	89-173	.514
1986-87	Sue Leiding	181-343	.528
1985-86	Susan Green	107-232	.461
1984-85	Jennifer Jones	151-266	.568
1983-84	Tina Dixon	134-213	.629
1982-83	Angie Bonner	184-315	.584
1981-82	Tammie Romstad	218-393	.555

1980-81	Gayla Williams	156-308	.506
1979-80	Tammie Romstad	292-567	.520
1978-79	Kim Price	80-160	.500
1977-78	Margo Jones	75-157	.478
1976-77	Margo Jones	106-210	.505
1975-76	Susie Norton	109-240	.454
1974-75	Marsha Poppe	131-272	.482
1973-74	Marsha Poppe	92-207	.444

3PT PERCENTAGE (min. 2 attempts/game)

Year	Player	FG-FGA	Pct.
2018-19	Rachel Ranke	71-223	.318
2017-18	Kayla Goth	37-101	.366
2016-17	Kaylee Page	49-136	.360
2015-16	Kindred Wesemann	85-214	.397
2014-15	Haley Texada	52-148	.351
2013-14	Leticia Romero	38-97	.392
2012-13	Brittany Chambers	117-310	.377
2011-12	Brittany Chambers	80-257	.311
2010-11	Brittany Chambers	88-236	.373
2009-10	Taelor Karr	56-145	.386
2008-09	Kelsey Nelson	23-66	.348
2007-08	Kimberly Dietz	73-194	.376
2006-07	Kimberly Dietz	78-240	.325
2005-06	Twiggy McIntyre	57-141	.404
2004-05	Laurie Koehn	98-248	.395
2003-04	Laurie Koehn	100-230	.435
2002-03	Laurie Koehn	72-175	.411
2001-02	Laurie Koehn	122-289	.422
2000-01	Kristin Rethman	71-157	.452
1999-00	Kim Woodlee	83-194	.428
1998-99	Kim Woodlee	57-138	.413
1997-98	Kim Woodlee	67-159	.421
1996-97	Missy Decker	60-150	.400
1995-96	Missy Decker	60-166	.361
1994-95	Missy Decker	41-105	.390
1993-94	Shawnda DeCamp	91-255	.357
1992-93	Kelly Moylan	53-135	.393
1991-92	Kelly Moylan	53-135	.393
1990-91	Diana Miller	44-121	.364
1989-90	Diana Miller	45-115	.391
1988-89	Diana Miller	15-38	.395
1987-88	Diana Miller	8-35	.229

FT PERCENTAGE (min. 2 attempts/game)

Year	Player	FT-FTA	Pct.
2018-19	Peyton Williams	115-138	.833
2017-18	Peyton Williams	89-104	.856
2016-17	Kindred Wesemann	92-107	.860
2015-16	Kindred Wesemann	69-83	.831
2014-15	Haley Texada	90-123	.732
2013-14	Leticia Romero	99-128	.773
2012-13	Brittany Chambers	115-149	.772
2011-12	Jalana Childs	91-117	.778
2010-11	Jalana Childs	72-105	.686
2009-10	Brittany Chambers	65-77	.844
2008-09	Ashley Sweat	132-158	.835
2007-08	Ashley Sweat	76-99	.768
2006-07	Kimberly Dietz	63-91	.692
2005-06	Kimberly Dietz	65-75	.867
2004-05	Kendra Wecker	89-104	.856
2003-04	Kendra Wecker	59-66	.894
2002-03	Kendra Wecker	76-88	.864
2001-02	Laurie Koehn	94-105	.895
2000-01	Kristin Rethman	69-82	.841
1999-00	Nicky Ramage	107-150	.713
1998-99	Olga Firsova	63-84	.750
1997-98	Brit Jacobson	82-126	.651
1996-97	Andria Jones	105-136	.772
1995-96	Andria Jones	79-102	.775
1994-95	Shanele Stires	97-141	.688
1993-94	Andrea O'Neal	54-69	.783
1992-93	Andrea O'Neal	60-88	.682
1991-92	Jennifer Grebing	57-82	.695
1990-91	Nadira Hazim	108-129	.837
1989-90	Diana Miller	80-103	.777
1988-89	Kristie Bahner	105-132	.795
1987-88	Nadira Hazim	72-102	.706
1986-87	Susan Green	104-135	.770
1985-86	Amanda Holley	89-112	.795
1984-85	Jennifer Jones	56-70	.800
1983-84	Jennifer Jones	67-81	.827
1982-83	Angie Bonner	153-202	.757
1981-82	Tammie Romstad	80-122	.656
1980-81	Gayla Williams	56-66	.848
1979-80	Gayla Williams	64-78	.821
1978-79	LeAnn Wilcox	63-76	.829
1977-78	Gayla Williams	60-79	.759
1976-77	Kathy O'Toole	103-136	.757
1975-76	Janet Reusser	66-88	.750
1974-75	Jan Laughlin	83-116	.716

1973-74	Janet Reusser	33-47	.702
---------	---------------	-------	------

ASSISTS

Year	Player	G	Ast	Avg.
2018-19	Kayla Goth	33	226	6.8
2017-18	Kayla Goth	34	226	6.6
2016-17	Kayla Middlebrook	33	106	3.2
2015-16	Shaelyn Martin	32	112	3.5
2014-15	Shaelyn Martin	33	90	2.7
2013-14	Leticia Romero	30	149	5.0
2012-13	Mariah White	32	130	4.1
2011-12	Mariah White	34	163	4.8
2010-11	Mariah White	32	126	3.9
2009-10	Kari Kincaid	32	86	2.7
2008-09	Shalee Lehning	30	229	7.6
2007-08	Shalee Lehning	32	203	6.3
2006-07	Shalee Lehning	34	179	5.3
2005-06	Shalee Lehning	34	189	5.6
2004-05	Megan Mahoney	30	106	3.5
2003-04	Megan Mahoney	31	162	5.2
2002-03	Megan Mahoney	34	164	4.8
2001-02	Megan Mahoney	34	157	4.6
2000-01	Shalondra Booker	28	118	4.4
1999-00	April Sailors	30	101	3.4
1998-99	Essence Perry	29	137	4.7
1997-98	Jenny Coalson	28	140	5.0
1996-97	Missy Decker	31	78	2.8
1995-96	Amanda Chamberlain	30	100	3.3
1994-95	Missy Decker	27	63	2.3
1993-94	Kjersten Larson	27	75	2.8
1992-93	Andrea O'Neal	27	63	2.3
1991-92	Mary Jo Miller	27	116	4.3
1990-91	Mary Jo Miller	27	175	6.5
1989-90	Mary Jo Miller	30	139	4.6
1988-89	Mary Jo Miller	29	132	4.6
1987-88	Elyse Funk	28	96	3.4
1986-87	Carlisa Thomas	31	167	5.4
1985-86	Carlisa Thomas	28	75	2.7
1984-85	Cassandra Jones	29	113	3.9
1983-84	Sherronda Jenkins	27	119	4.4
1982-83	Betsy Sloan	31	99	3.2
1981-82	Betsy Sloan	29	135	4.7

STEALS

Year	Player	Steals
2018-19	Kayla Goth	64
2017-18	Kayla Goth	64
2016-17	Kindred Wesemann	63
2015-16	Kindred Wesemann	62
2014-15	Ashia Woods	71
2013-14	Leticia Romero	57
2012-13	Mariah White	80
2011-12	Mariah White	69
2010-11	Mariah White	49
2009-10	Taelor Karr	49
2008-09	Shalee Lehning	48
2007-08	Shalee Lehning	72
2006-07	Claire Coggins	64
2005-06	Shalee Lehning	60
2004-05	Kendra Wecker	47
2003-04	Kendra Wecker	58
2002-03	Kendra Wecker	62
2001-02	Kendra Wecker	60
2000-01	Shalondra Booker	70
1999-00	Angie Finkes	26
1998-99	Essence Perry	48
1997-98	Brit Jacobson	74
1996-97	Andria Jones	66
1995-96	Brit Jacobson	57
1994-95	Shanele Stires	55
1993-94	Shanele Stires	60
1992-93	Shanele Stires	55
1991-92	Mary Jo Miller	80
1990-91	Mary Jo Miller	79
1989-90	Nadira Hazim	76
1988-89	Mary Jo Miller	68
1987-88	Nadira Hazim	67
1986-87	Carlisa Thomas	119
1985-86	Carlisa Thomas	79
1984-85	Cassandra Jones	129
1983-84	Cassandra Jones	119
1982-83	Cassandra Jones	79
1981-82	Priscilla Gary	75

REBOUNDS

Year	Player	G	Reb	Avg.
2018-19	Peyton Williams	32	303	9.5
2017-18	Shaelyn Martin	34	241	7.1
2016-17	Breanna Lewis	34	280	8.2
2015-16	Breanna Lewis	32	241	7.5

2014-15	Breanna Lewis	33	211	6.4
2013-14	Leticia Romero	30	174	5.8
2012-13	Brittany Chambers	37	281	7.6
2011-12	Brittany Chambers	34	211	6.2
2010-11	Branshea Brown	32	188	5.9
2009-10	Brittany Chambers	32	185	5.8
2008-09	Shalee Lehnning	30	211	7.0
2007-08	Shalee Lehnning	32	243	7.6
2006-07	Shalee Lehnning	34	236	6.9
2005-06	Shalee Lehnning	34	224	6.6
2004-05	Kendra Wecker	29	292	10.1
2003-04	Kendra Wecker	31	250	8.1
2002-03	Nicole Ohlde	34	306	9.0
2001-02	Kendra Wecker	34	264	7.8
2000-01	Nicole Ohlde	28	220	8.1
1999-00	Angie Finkes	30	200	6.7
1998-99	Nicky Ramage	30	187	6.2
1997-98	Jenny Coalson	28	184	6.6
1996-97	Andria Jones	31	219	7.1
1995-96	Andria Jones	30	169	6.5
1994-95	Shanele Stires	27	223	8.3
1993-94	Shanele Stires	27	234	8.7
1992-93	Shanele Stires	27	244	9.0
1991-92	Leah Honeycutt	28	222	7.9
1990-91	Kristie Bahner	27	191	7.1
1989-90	Kristie Bahner	30	207	6.9
1988-89	Kristie Bahner	29	205	7.1
1987-88	Diana Miller	28	195	6.9
1986-87	Carlisa Thomas	31	321	10.4
1985-86	Carlisa Thomas	28	230	8.2
1984-85	Carlisa Thomas	25	214	8.6
1983-84	Tina Dixon	27	187	6.9
1982-83	Angie Bonner	32	238	7.4
1981-82	Tammie Romstad	32	251	7.8
1980-81	Tammie Romstad	14	116	8.3
	Shelly Hughes	33	273	8.3
1979-80	Tammie Romstad	35	337	9.6
1978-79	Beth Boggs	31	202	6.5
1977-78	Beth Boggs	34	273	7.3
1976-77	Laurie Miller	34	282	8.3
1975-76	Marsha Poppe	34	287	8.4
1974-75	Jan Laughlin	33	254	7.7

K-STATE IN THE ASSOCIATED PRESS POLL

Year	PS	1	2	3	4	5	6	7	8	9	10	11	12	13	14	15	16	17	18	Dates Ranked
1976-77		19			19														20	Nov. 25, Dec. 22, March 16
1979-80					18	18	15	15	14	13	14	13	11	11	11	12	12	14	13	Dec. 11-March 18
1980-81				15	14	13	13	16	16	16	15	16								Nov. 25-Jan. 20
1981-82							20									19	19	18	14	Dec. 27, Feb. 28-March 27
1982-83			11	10	6	8	8	11	11	13	10	10	9	9	8	13	13	14	17	Nov. 18-March 13
1983-84			9	7	6	6	6	9	10	10	9	7	11	10	12	11	11	7	7	Nov. 18-March 11
2001-02									14	9	11	9	11	12	12	14	13	11	11	Jan. 7-March 11
2002-03	5	4	2	7	7	7	4	4	4	4	3	3	5	5	5	5	4	7	8	Nov. 4-March 17
2003-04	5	8	9	12	11	11	11	11	11	10	9	12	10	9	8	9	8	8	8	Nov. 11-March 20
2004-05	19	19	16	19	25	25	23	22	20	23	20	16	15	16	18	17	17	17	16	Nov. 8-March 21
2006-07										25										Jan. 17
2007-08											22	18	18	17	15	21	19	15	16	Jan. 23-March 25
2008-09					25	23	22	22	20	17	18	14	18	20	16	20		22	21	Dec. 9-March 1, March 9-16
2011-12													23							Jan. 16, 2012
2016-17								24		25	25	22	25		25	24		24	24	Dec. 19, Jan. 2-23, Feb. 6-13, Feb. 27-March 6

K-STATE'S RECORD

AS RANKED TEAM IN AP POLL

RK	W	L	PCT.
1	-	-	-
2	1	0	1.000
3	2	2	.500
4	9	1	.900
5	10	1	.909
6	3	0	1.000
7	13	4	.765
8	7	4	.636
9	15	6	.714
10	12	4	.750
11	26	5	.839
12	13	4	.765
13	13	3	.813
14	14	5	.737
15	10	6	.625
16	11	9	.550
17	9	3	.750
18	8	4	.667
19	8	2	.800
20	7	5	.583
21	3	1	.750
22	11	1	.917
23	3	2	.600
24	3	5	.375
25	10	4	.714
Totals	221	81	.732

K-STATE'S RECORD

VS. RANKED TEAMS IN AP POLL

RK	W	L	PCT.
1	0	13	.000
2	1	8	.111
3	0	12	.000
4	2	9	.182
5	1	9	.100
6	3	12	.200
7	4	16	.200
8	1	7	.125
9	5	6	.455
10	4	9	.308
11	4	6	.400
12	7	9	.438
13	3	8	.273
14	6	7	.462
15	8	12	.400
16	4	6	.400
17	4	8	.333
18	3	6	.333
19	4	6	.400
20	6	6	.500
21	2	6	.250
22	2	5	.286
23	2	6	.250
24	5	12	.294
25	1	7	.125
Totals	82	210	.281

KANSAS STATE vs. RANKED AP TEAMS

All-Time 82-210
Home: 51-59 Away: 19-100 Neutral: 12-52

vs. Big 12 Conference Teams 61-142
Home: 41-47 Away: 14-73 Neutral: 6-22

vs. Top 10 (All-Time) 21-100
Home: 12-30 Away: 5-41 Neutral: 4-29

vs. AP #1 ranked team (All-Time) 0-13
Home: 0-5 Away: 0-4 Neutral: 0-4
Last meeting: March 10, 2019 vs. Baylor in Oklahoma City, Okla.

Poll Notes

All-time weeks in AP Poll 169
Consecutive weeks in AP Poll 76
All-time weeks in top 10 56
Longest streak ranked in top 10 22
Highest AP Poll preseason ranking No. 5 (11/11/03)
Highest AP Poll ranking No. 2 (11/25/02)

All-time weeks in Coaches Poll 92
Consecutive weeks in Coaches Poll 69
All-time weeks in top 10 31
Longest streak ranked in top 10 22
Highest Coaches Poll preseason ranking No. 5 (11/4/03)
Highest Coaches Poll ranking No. 2 (12/2/02)

WINS AGAINST TEAMS RANKED IN THE TOP-10 OF THE AP POLL

No. 2
(10) Kansas State 58, (2) Old Dominion 50
Manhattan, Kan. - Dec. 4, 1982

No. 4
Kansas State 63, (4) Stephen F. Austin 46
Nacogdoches, Texas - Jan. 9, 1976

Kansas State 69, (4) Iowa State 63
Ames, Iowa - Jan. 2, 2002

No. 5
Kansas State 71, (5) Texas A&M 67
Manhattan, Kan. - March 2, 2011

No. 6
Kansas State 57, (6) William Penn 53
Manhattan, Kan. - Dec. 10, 1976

Kansas State 76, (6) Wayland Baptist 71
Plainview, Texas - Dec. 2, 1978

Kansas State 75, (6) Texas 65
Manhattan, Kan. - Jan. 16, 1999

No. 7
(18) Kansas State 76, (7) Old Dominion 67
Manhattan, Kan. - March 18, 1982

(11) Kansas State 100, (7) Missouri 84
Manhattan, Kan. - March 3, 1984

Kansas State 68, (7) Texas 67
Manhattan, Kan. - Jan. 11, 1997

Kansas State 89, (7) Baylor 75
Manhattan, Kan. - Jan. 5, 2002

No. 8
Kansas State 69, (8) Iowa State 63
Manhattan, Kan. - Feb. 13, 2000

No. 9
(14) Kansas State 67, (9) Kansas 66
Lawrence, Kan. - Jan. 28, 1980

(7) Kansas State 84, (9) Missouri 75
Kansas City, Mo. - March 10, 1984

Kansas State 73, (9) Kansas 58
Kansas City, Mo. - March 6, 1997

(8) Kansas State 85, (9) Texas Tech 73
Manhattan, Kan. - March 3, 2004

Kansas State 71, (9) Texas A&M 69 (ot)
Manhattan, Kan. - Jan. 4, 2012

No. 10
(12) Kansas State 61, (10) Kansas 52
Manhattan, Kan. - Feb. 25, 1980

(12) Kansas State 79, (10) Kansas 74
Pittsburg, Kan. - Feb. 29, 1980

(20) Kansas State 55, (10) Texas Tech 53
Lubbock, Texas - Jan. 22, 2005

Kansas State 62, (10) Texas Tech 61
Lubbock, Texas - Jan. 14, 2012

K-STATE IN THE COACHES' POLL

Year	PS	1	2	3	4	5	6	7	8	9	10	11	12	13	14	15	16	17	18	Dates Ranked
2001-02									18	15	15	10	10	12	12	14	12	11	10	Jan. 7-April 1
2002-03	5	5	3	2	7	7	7	4	4	4	4	3	5	5	5	5	4	5	7	Nov. 4-March 17
2003-04	5	9	8	13	11	11	12	12	12	11	10	12	11	9	8	8	8	8	15	Nov. 4-March 20
2004-05	18	19	16	17	22	22	21	21	20	22	18	16	15	16	17	17	18	17	19	Nov. 3-March 21
2007-08												21	18	17	15	17	17	15	21	Jan. 29-April 9
2008-09				23	18	18	18	18	14	15	12	12	14	16	14	15	21	16	20	Dec. 1-April 8
2011-12												22								Jan. 16, 2012

MOST GAMES vs. AP RANKED FOES - SINGLE SEASON

Rk.	Season	Games	Record
1.	2016-17	12	4-8
	2001-02	12	6-6
3.	2017-18	11	2-9
	2009-10	11	2-9
5.	2003-04	10	5-5
	1996-97	10	4-6
	2018-19	10	2-8
	2012-13	10	1-9

MOST WINS vs. AP RANKED FOES - SINGLE SEASON

Rk.	Season	Wins
1.	2001-02	6
2.	2003-04	5
	1998-99	5
	1979-80	5
5.	2016-17	4
	2007-08	4
	2002-03	4
	1996-97	4
	1978-79	4
9.	2011-12	3
	2004-05	3
	1982-83	3
	1981-82	3
	1980-81	3
	1977-78	3

BEST WINNING PCT vs. AP RANKED FOES - SINGLE SEASON

Rk.	Season	Record	Pct.
1.	2002-03	4-3	.571
2.	1998-99	5-4	.556
	1979-80	5-4	.556
4.	2007-08	4-4	.500
	2003-04	5-5	.500
	2001-02	6-6	.500
	1981-82	3-3	.500

LONGEST WINNING STREAKS vs. RANKED OPPONENTS

Rk.	Dates	Streak
1.	Jan. 2, 2002 to Feb. 2, 2002	5
2.	Jan. 9, 2008 to Feb. 2, 2008	4
	Jan. 10, 2004 to Feb. 29, 2004	4
4.	Jan. 11, 2003 to March 6, 2003	3
	Dec. 20, 1980 to Jan. 17, 1981	3
	Jan. 28, 1980 to March 8, 1980	3

LONGEST LOSING STREAK vs. RANKED OPPONENTS

Rk.	Dates	Streak
1.	March 15, 1984 to Feb. 12, 1995	34

TOTAL GAMES WHEN K-STATE & OPPONENT RANKED

Total Games	Record
85	34-51

TEAM	AP RANK	RESULT	LOCALE	DATE
Baylor	1	L, 60-88	N	3/10/19
Texas	15	W, 69-60	A	2/17/19
Baylor	1	L, 48-71	H	2/13/19
Iowa State	23	L, 52-81	H	2/2/19
Texas	11	W, 87-69	H	1/16/19
Baylor	4	L, 50-65	A	1/9/19
Iowa State	25	L, 58-96	A	1/2/19
Arizona State	17	L, 51-65	N	12/16/18
DePaul	16	L, 59-79	N	11/23/18
Syracuse	14	L, 61-70	N	11/22/18

TEAM	AP RANK	RESULT	LOCALE	DATE
Baylor	3	L, 54-83	N	3/3/18
Texas	6	L, 54-76	A	2/10/18
TCU	24	L, 63-68	H	1/24/18
Baylor	4	L, 50-75	A	1/20/18
Oklahoma State	20	W, 80-64	H	1/13/18
Texas	8	L, 64-75	H	1/7/18
West Virginia	12	W, 60-52	A	1/3/18
Oklahoma State	24	L, 68-76	A	12/31/17
Baylor	6	L, 58-88	H	12/28/17
Missouri	19	L, 59-73	A	11/30/17
UCLA	5	L, 55-64	N	11/24/17
Stanford	6	L, 48-69	H	3/20/17
Drake	20	W, 67-54	H	3/18/17
Baylor	2	L, 71-88	N	3/5/17
Texas	12	L, 61-69	H	2/27/17
Oklahoma	16	W, 79-71	H	2/21/17
Texas	12	L, 58-63	A	2/4/17
Baylor	2	L, 49-91	H	1/25/17
Oklahoma	20	L, 80-85 (OT)	A	1/4/17
West Virginia	12	W, 88-71	H	1/1/17
Baylor	3	L, 57-87	A	12/29/16
Connecticut	1	L, 58-75	H	12/11/16
Auburn	23	W, 71-66	H	12/1/16
South Carolina	2	L, 47-73	A	3/20/16
Baylor	4	L, 52-63	H	2/27/16
Texas	8	L, 51-58	A	2/17/16
Oklahoma	21	W, 87-71	H	2/9/16
Baylor	4	L, 52-87	A	2/3/16
Texas	6	L, 51-66	H	1/30/16
Oklahoma	17	L, 58-68	A	1/10/16
Connecticut	1	L, 57-97	A	11/23/15
Baylor	6	L, 70-82	N	3/7/15
Texas	20	W, 66-57	H	2/4/15
Baylor	3	L, 46-68	A	1/24/15
Oklahoma State	21	L, 47-69	A	1/14/15
Baylor	5	L, 44-74	H	1/6/15
Oklahoma State	15	L, 62-67	A	3/1/14
West Virginia	13	L, 40-61	H	2/22/14
West Virginia	17	L, 44-84	A	2/8/14
Iowa State	23	L, 65-84	A	2/1/14
Baylor	12	L, 48-71	A	1/22/14
Iowa State	13	W, 80-74	H	1/18/14
Oklahoma State	15	L, 51-58	H	1/8/14
Baylor	9	L, 63-92	H	1/2/14
Baylor	1	L, 47-80	N	3/9/13
Baylor	1	L, 68-90	A	3/4/13
Oklahoma State	25	L, 45-80	A	2/16/13
Iowa State	25	L, 71-87	A	2/9/13
Oklahoma	23	L, 68-74	H	2/6/13
Oklahoma State	12	W, 76-70 (OT)	H	1/23/13
Baylor	1	L, 69-90	H	1/16/13
Kansas	21	L, 63-72	A	1/2/13
Notre Dame	5	L, 57-87	N	12/20/12
Texas A&M	22	L, 60-83	N	12/19/12
Connecticut	3	L, 26-72	N	3/19/12
Princeton	24	W, 67-64	N	3/17/12
Baylor	1	L, 65-85	N	3/9/12
Texas A&M	15	L, 36-67	A	2/8/12

TEAM	AP RANK	RESULT	LOCALE	DATE
Baylor	1	L, 41-70	H	2/4/12
Baylor	1	L, 41-76	A	1/21/12
Texas Tech	10	W, 62-61	A	1/14/12
Texas A&M	9	W, 71-69	H	1/4/12
Purdue	15	L, 42-46	N	11/25/11
Baylor	3	L, 53-86	N	3/11/11
Texas A&M	5	W, 71-67	H	3/2/11
Iowa State	25	L, 51-58	H	2/26/11
Baylor	3	L, 48-75	A	2/23/11
Iowa State	22	L, 53-61	A	2/13/11
Oklahoma	15	L, 45-52	A	1/12/11
Iowa	18	L, 62-68	A	12/5/10
St. John's	14	W, 64-53	H	11/13/10
Nebraska	3	L, 46-63	N	3/12/10
Nebraska	3	L, 72-82	H	3/6/10
Iowa State	15	L, 39-48	A	2/27/10
Oklahoma	11	L, 58-64	H	2/21/10
Texas	12	L, 41-62	A	2/17/10
Texas A&M	13	L, 63-69	A	2/13/10
Baylor	15	L, 47-65	H	2/3/10
Iowa State	22	W, 73-67	H	1/31/10
Nebraska	7	L, 56-71	A	1/23/10
Oklahoma State	15	L, 56-66	A	1/16/10
Kansas	24	W, 59-35	H	1/9/10
Vanderbilt	14	L, 61-74	N	3/23/09
Texas A&M	10	L, 63-65	N	3/13/09
Texas	15	W, 66-50	H	3/4/09
Texas A&M	12	L, 45-71	H	3/1/09
Baylor	7	L, 50-59	A	2/7/09
Iowa State	22	L, 50-60	A	1/31/09
Iowa State	20	W, 59-52	H	1/17/09
Oklahoma	3	L, 48-64	A	1/14/09
Louisville	19	L, 63-80	N	3/25/08
Oklahoma	11	L, 65-68	H	2/20/08
Baylor	6	L, 49-63	H	2/2/08
Oklahoma State	14	W, 68-63	A	1/27/08
Colorado	25	W, 67-60	H	1/19/08
Texas	15	W, 77-74 (OT)	A	1/13/08
Texas A&M	13	W, 67-54	A	1/9/08
Michigan State	18	L, 65-68	N	11/22/07
Nebraska	21	L, 55-62	H	2/7/07
Baylor	13	L, 70-79	A	1/20/07
Texas A&M	17	W, 48-45	H	1/13/07
Oklahoma	8	L, 58-78	A	1/3/07
Baylor	10	L, 74-79 (OT)	N	3/8/06
Baylor	10	L, 70-79	H	2/25/06
Oklahoma	9	L, 64-78	H	2/21/06
Vanderbilt	18	L, 60-63	N	3/21/05
Baylor	6	L, 55-68	N	3/12/05
Texas	11	W, 72-69	N	3/10/05
Texas	13	L, 60-64	H	2/16/05
Baylor	8	L, 62-72	A	2/2/05
Iowa State	18	W, 74-52	H	1/25/05
Texas Tech	10	W, 55-53	A	1/22/05
Duke	10	L, 51-63	N	11/27/04
Minnesota	24	L, 61-80	A	3/23/04
Oklahoma	19	L, 66-78	N	3/11/04
Texas Tech	9	W, 85-73	H	3/3/04

TEAM	AP RANK	RESULT	LOCALE	DATE	TEAM	AP RANK	RESULT	LOCALE	DATE	TEAM	AP RANK	RESULT	LOCALE	DATE
Texas	5	L, 63-65	A	2/29/04	Texas Tech	15	W, 76-68	N	3/5/97	Missouri	19	L, 55-67	A	2/15/83
Colorado	11	W, 79-53	H	2/8/04	Kansas	12	L, 46-62	H	2/22/97	Missouri	12	W, 88-77	H	1/12/83
Oklahoma	20	W, 74-65	H	1/31/04	Nebraska	23	W, 47-45	H	2/12/97	Clemson	15	W, 92-72	A	1/5/83
Baylor	16	W, 85-65	H	1/27/04	Colorado	18	L, 58-71	A	1/29/97	Texas	10	L, 73-93	A	12/11/82
Colorado	14	W, 76-69	A	1/10/04	Texas Tech	14	L, 61-76	A	1/18/97	Old Dominion	2	W, 58-50	H	12/4/82
Penn State	7	L, 56-69	N	11/29/03	Nebraska	16	L, 47-53	A	1/15/97	Cheyney State	2	L, 71-93	N	3/20/82
Purdue	7	L, 69-79	A	11/16/03	Texas	7	W, 68-67	H	1/11/97	Old Dominion	7	W, 76-67	N	3/18/82
Texas Tech	8	L, 65-71	N	3/13/03	Kansas	18	L, 54-70	A	1/4/97	Colorado	15	W, 76-71	H	1/16/82
Texas Tech	8	L, 64-73	A	3/6/03	Florida	23	L, 67-89	A	12/30/96	Tennessee	20	L, 68-83	A	1/7/82
Oklahoma	19	W, 74-45	A	2/1/03	Kansas	21	L, 64-70	N	3/2/96	Detroit	19	W, 70-35	H	12/20/81
Texas	17	W, 71-69	H	1/25/03	Kansas	24	L, 56-66	A	2/25/96	South Carolina	4	L, 65-81	H	11/28/81
Colorado	24	W, 61-36	H	1/11/03	Colorado	16	L, 50-54	A	2/5/96	Kansas	6	L, 63-74	A	2/17/81
Stanford	7	L, 57-63	A	11/30/02	Oklahoma State	19	W, 81-68 (OT)	H	1/19/96	Kansas	5	L, 68-86	H	1/27/81
Penn State	14	W, 88-66	H	11/24/02	Colorado	13	L, 58-64	H	1/7/96	Kansas	5	L, 60-85	A	1/17/81
Old Dominion	15	L, 68-82	N	3/23/02	Northwestern	25	L, 77-86 (OT)	N	12/18/95	Illinois	18	W, 67-52	N	1/8/81
Oklahoma	4	L, 49-69	N	3/7/02	Colorado	3	L, 74-77	H	2/26/95	Stephen F. Austin	13	W, 83-75	H	1/5/81
Texas	12	W, 79-63	N	3/6/02	Kansas	15	W, 80-73	H	2/12/95	South Carolina	12	W, 82-62	N	12/20/80
Colorado	11	L, 58-79	A	2/23/02	Colorado	5	L, 66-76	A	1/27/95	UCLA	10	L, 70-83	A	12/19/80
Oklahoma	4	L, 68-76	H	2/13/02	Kansas	14	L, 62-73	A	1/15/95	Tennessee	2	L, 64-84	A	3/15/80
Iowa State	16	L, 72-86	H	2/2/02	Kansas	12	L, 54-65	H	2/26/94	Kansas	15	L, 80-89	N	3/8/80
Texas	14	W, 80-76	A	1/30/02	Colorado	7	L, 57-66	A	2/6/94	Kansas	10	W, 79-74	N	2/29/80
Texas Tech	12	W, 76-63	H	1/27/02	Kansas	7	L, 50-77	A	1/30/94	Kansas	10	W, 61-52	H	2/25/80
Colorado	21	W, 75-72	H	1/9/02	Colorado	4	L, 58-65	H	1/7/94	Kansas	9	W, 67-66	A	1/28/80
Baylor	7	W, 89-75	H	1/5/02	Ohio State	16	L, 70-105	A	12/19/93	Kansas	9	L, 60-85	A	1/26/80
Iowa State	4	W, 69-63	A	1/2/02	Colorado	6	L, 41-55	N	3/6/93	Cheyney State	11	W, 68-51	N	1/25/80
Arizona State	21	L, 58-76	N	11/25/01	Oklahoma State	24	L, 53-63	H	2/21/93	Colorado	20	W, 81-69	N	1/19/80
Baylor	24	L, 44-60	N	3/6/01	Nebraska	23	L, 50-69	A	2/12/93	Rutgers	7	L, 56-81	A	1/8/80
Baylor	24	L, 57-74	A	2/28/01	Colorado	5	L, 51-61	H	2/7/93	Valdosta State	11	L, 92-104	N	3/17/79
Colorado	16	L, 56-74	A	2/24/01	Oklahoma State	22	L, 54-72	A	1/22/93	Old Dominion	1	L, 75-96	N	3/16/79
Oklahoma	10	L, 60-79	A	2/14/01	Colorado	7	L, 33-61	A	1/8/93	Kansas	17	L, 59-75	N	3/11/79
Iowa State	9	L, 52-81	A	2/19/01	Kansas	18	L, 49-67	A	2/23/92	Kansas	16	W, 92-91 (20T)	A	2/26/79
Texas Tech	12	L, 41-72	A	1/31/01	Nebraska	22	L, 62-76	A	2/8/92	Missouri	19	W, 64-62	A	2/6/79
Texas	17	W, 72-63	H	1/17/01	Kansas	20	L, 52-82	H	2/2/92	UCLA	14	L, 60-64	H	2/2/79
Iowa State	7	L, 58-84	H	1/3/01	Purdue	9	L, 52-75	N	12/6/91	Kansas	18	W, 73-65	H	1/30/79
Oklahoma	24	L, 56-64	H	2/22/00	Oklahoma State	25	L, 61-79	N	2/20/91	Missouri	19	L, 60-71	H	12/12/78
Kansas	24	L, 43-61	A	2/19/00	Clemson	21	L, 61-68	H	11/25/90	Wayland Baptist	6	W, 76-71	A	12/5/78
Iowa State	8	W, 69-63	H	2/13/00	Oklahoma State	25	L, 66-75	A	2/21/90	Missouri	13	L, 68-70	H	3/11/78
Iowa State	6	L, 61-64	A	1/25/00	Louisiana Tech	1	L, 54-100	A	1/6/90	Kansas	17	W, 74-68	H	2/21/78
Texas Tech	15	L, 47-51	H	1/18/00	Maryland	17	L, 66-74	H	11/24/89	Missouri	15	W, 71-61	H	2/4/78
Kansas	23	L, 54-70	H	1/8/00	Colorado	10	L, 71-87	A	2/15/89	UCLA	11	L, 62-123	A	1/20/78
Oregon	10	L, 69-79	N	12/10/99	Louisiana Tech	2	L, 45-77	H	1/28/88	Ohio State	17	L, 55-65	A	12/17/77
NC State	7	L, 72-73	N	11/27/99	Louisiana Tech	2	L, 45-67	A	12/6/86	Missouri	14	W, 76-66	A	12/9/77
Texas Tech	9	L, 55-74	N	3/3/99	Oklahoma	17	L, 77-94	A	2/11/86	Wayland Baptist	3	L, 56-70	H	12/2/77
Kansas	22	W, 69-58	H	2/27/99	Oklahoma	14	L, 72-83	H	1/22/86	Tennessee Tech	6	L, 58-68	N	3/25/77
Iowa State	19	L, 53-86	A	2/20/99	Western Kentucky	7	L, 69-95	N	1/3/86	Tennessee	5	L, 69-81	N	3/24/77
Iowa State	16	W, 70-63	H	2/10/99	Tennessee	11	L, 56-68	N	12/6/85	William Penn	20	L, 61-75	A	1/28/77
Kansas	24	L, 45-66	A	1/31/99	Louisiana Tech	4	L, 63-73	H	11/23/85	Wayland Baptist	1	L, 64-72	H	1/11/77
Texas	6	W, 75-65	H	1/16/99	Oklahoma	20	L, 85-92	A	1/26/85	William Penn	6	W, 57-53	H	12/10/76
Nebraska	24	W, 79-67	H	1/13/99	Louisiana Tech	7	L, 75-83	A	1/9/85	Stephen F. Austin	4	W, 63-46	A	1/9/76
Texas Tech	7	L, 60-73	A	1/9/99	Texas	2	L, 48-74	A	12/15/84					
Santa Clara	24	W, 66-64	A	12/30/98	NE Louisiana	13	L, 73-78	N	3/15/84					
Texas Tech	6	L, 62-67	H	2/28/98	Missouri	9	W, 84-75	N	3/10/84					
Iowa State	24	L, 50-80	H	2/18/98	Missouri	7	W, 100-84	H	3/3/84					
Texas	7	L, 57-73	A	2/11/98	Missouri	12	L, 66-91	A	2/8/84					
Iowa State	24	L, 46-64	A	1/28/98	Old Dominion	7	L, 64-92	A	1/5/84					
Nebraska	20	L, 47-78	H	1/17/98	Texas	8	L, 78-82	H	12/30/83					
Nebraska	14	L, 58-80	A	1/4/98	Texas	3	L, 70-73 (OT)	N	3/25/83					
Kansas	9	W, 73-58	N	3/6/97	Missouri	17	L, 65-75	N	3/12/83					

K-STATE IN THE NCAA TOURNAMENT (13-16)

1982		
1st	(4) K-State 78, (5) Stephen F. Austin 75	Manhattan, Kan.
Sweet 16	(4) K-State 76, (1) Old Dominion 67	Manhattan, Kan.
Elite 8	(2) Cheyney State 93, (4) K-State 71	Raleigh, N.C.
1983		
1st	(3) K-State 91, (6) Illinois State 72	Manhattan, Kan.
Sweet 16	(2) Texas 73, (3) K-State 70 (OT)	Ruston, La.
1984		
1st	(6) NE Louisiana 78, (3) K-State 73	Monroe, La.
1988		
1st	(8) Northwestern 62, (9) K-State 61 (OT)	Evanston, Ill.
1997		
1st	(7) Saint Joseph's 70, (10) K-State 52	Tuscaloosa, Ala.
2002		
1st	(3) K-State 93, (14) Kent State 65	Manhattan, Kan.
2nd	(3) K-State 82, (6) Arkansas 68	Manhattan, Kan.
Sweet 16	(5) Old Dominion 88, (3) K-State 62	Milwaukee, Wis.
2003		
1st	(3) K-State 79, (14) Harvard 69	Manhattan, Kan.
2nd	(11) Notre Dame 59, (3) K-State 53	Manhattan, Kan.
2004		
1st	(2) K-State 71, (15) Valparaiso 63	Minneapolis, Minn.
2nd	(7) Minnesota 80, (2) K-State 61	Minneapolis, Minn.
2005		
1st	(4) K-State 70, (13) Bowling Green 60	Seattle, Wash.
2nd	(5) Vanderbilt 63, (4) K-State 60	Seattle, Wash.
2008		
1st	(5) K-State 69, (12) Chattanooga 59	Bridgeport, Conn.
2nd	(4) Louisville 80, (5) K-State 63	Bridgeport, Conn.
2009		
1st	(5) K-State 68, (12) Drexel 44	Albuquerque, N.M.
2nd	(4) Vanderbilt 74, (5) K-State 61	Albuquerque, N.M.
2011		
1st	(9) Purdue 53, (8) K-State 45	Storrs, Conn.
2012		
1st	(8) K-State 67, (9) Princeton 64	Bridgeport, Conn.
2nd	(1) Connecticut 72, (8) K-State 26	Bridgeport, Conn.
2016		
1st	(9) K-State 56, (8) George Washington 51	Columbia, S.C.
2nd	(1) South Carolina 73, (9) K-State 47	Columbia, S.C.
2017		
1st	(7) K-State 67, (10) Drake 54	Manhattan, Kan.
2nd	(2) Stanford 69, (7) K-State 48	Manhattan, Kan.
2019		
1st	(8) Michigan 84, (9) K-State 54	Louisville, Ky.

KANSAS STATE TEAM SINGLE GAME RECORDS

Points	93 vs. Kent State (3/15/02)
Points (Half)	48 vs. Kent State (3/15/02)
FGs Made	39 vs. Illinois State (3/19/83)
FGs Attempted	68 vs. Kent State (3/15/02)
FG Pct.	.629 (39-62) vs. Illinois State (3/19/83)
3PT FGs Made	9, twice - vs. Harvard (3/23/03) & vs. Old Dominion (3/23/02)
3PT FGs Attempted	30 vs. Harvard (3/23/03)
FTs Made	30 vs. Old Dominion (3/18/82)
FTs Attempted	34 vs. Old Dominion (3/18/82)
FT Pct.	1.000 (21-21)** vs. Chattanooga (3/23/08)
Rebounds	50 vs. Bowling Green (3/19/05)
Assists	21, twice - vs. Kent State (3/15/02) & vs. Drake (3/18/17)
Turnovers	34 vs. Texas (3/25/83)
Blocked Shots	10, twice; Last: vs. George Washington (3/18/16)
Steals	15, Twice: vs. Texas (3/25/83) & vs. Michigan (3/22/19)
Personal Fouls	23, vs. George Washington (3/18/16)

** NCAA Tournament Game Record

OPPONENT TEAM SINGLE GAME RECORDS

Points	93, Cheyney State (3/20/82)
Points (Half)	48, Cheyney State (3/20/82)
FGs Made	42, Cheyney State (3/20/82)
FGs Attempted	81, Stephen F. Austin (3/13/82)
FG Pct	.655 (38-58), Old Dominion (3/23/02)
3PT FGs Made	11, Harvard (3/23/03)
3PT FGs Attempted	31, Harvard (3/23/03)
3PT FG Pct	.588 (10-17), Saint Joseph's (3/14/97)
FTs Made	22, twice - Minnesota (3/23/04) & NE Louisiana (3/15/84)
FT Attempted	32, Texas (3/25/83)
FT Pct	.917 (22-24), NE Louisiana (3/15/84)
Rebounds	50, Twice: George Washington (3/18/16) & Michigan (3/22/19)
Assists	25, Old Dominion (3/23/02)
Turnovers	25, Texas (3/25/83)
Blocked Shots	11, George Washington (3/18/16)
Steals	23, Texas (3/25/83)
Personal Fouls	25, Old Dominion (3/18/82)

K-STATE RECORD BY SEED IN NCAA TOURNAMENT

Seed	K-State vs.	K-State as
No. 1	1-2	--
No. 2	0-3	1-1
No. 3	--	4-4
No. 4	0-2	3-2
No. 5	1-2	2-2
No. 6	2-1	--
No. 7	0-2	1-1
No. 8	1-2	1-2
No. 9	1-1	1-3
No. 10	1-0	0-1
No. 11	0-1	--
No. 12	2-0	--
No. 13	1-0	--
No. 14	2-0	--
No. 15	1-0	--
No. 16	--	--

RECORD BY NCAA CHAMPIONSHIP LOCATION

Location	Record
Manhattan.....	7-2
Bridgeport, Conn.....	2-2
Albuquerque, N.M.....	1-1
Columbia, S.C.....	1-1
Minneapolis, Minn.....	1-1
Seattle, Wash.....	1-1
Ruston, La.....	0-2
Evanston, Ill.....	0-1
Louisville, Ky.....	0-1
Milwaukee, Wis.....	0-1
Monroe, La.....	0-1
Raleigh, N.C.....	0-1
Storrs, Conn.....	0-1
Tuscaloosa, Ala.....	0-1

INDIVIDUAL GAME

POINTS

1.	Kendra Wecker, vs. Vanderbilt (3/21/05)	29
2.	Angie Bonner, vs. Illinois State (3/19/83)	27
	Laurie Koehn, vs. Kent State (3/15/02)	27
4.	Laurie Koehn, vs. Arkansas (3/17/02)	25
	Nicole Ohlde, vs. Valparaiso (3/21/04)	25
	Kendra Wecker, vs. Bowling Green (3/19/05)	25
7.	Priscilla Gary, vs. Stephen F. Austin (3/13/82)	24
	Jennifer Jones, vs. NE Louisiana (3/15/84)	24
	Andria Jones, vs. St. Joseph's (3/14/97)	24
10.	Susan Green, at Northwestern (3/11/87)	23
	Nicole Ohlde, vs. Old Dominion (3/23/02)	23
	Laurie Koehn, vs. Notre Dame (3/25/03)	23
	Nicole Ohlde, vs. Minnesota (3/23/04)	23
	Breanna Lewis, vs. Drake (3/18/17)	23

FIELD GOALS MADE

1.	Kendra Wecker, vs. Vanderbilt (3/21/05)	12
2.	Jennifer Jones, vs. NE Louisiana (3/15/84)	11
	Breanna Lewis, vs. Drake (3/18/17)	11
4.	Tammie Romstad, vs. Stephen F. Austin (3/13/82)	10
	Priscilla Gary, vs. Stephen F. Austin (3/13/82)	10
	Andria Jones, vs. St. Joseph's (3/25/03)	10
	Laurie Koehn, vs. Kent State (3/15/02)	10
	Branshea Brown, vs. Princeton (3/17/12)	10

FIELD GOALS ATTEMPTED

1.	Kendra Wecker, vs. Vanderbilt (3/21/05)	21
2.	Brittany Chambers, vs. Purdue (3/20/11)	20
	Christianna Carr, vs. Michigan (3/22/19)	20
4.	Priscilla Gary, vs. Stephen F. Austin (3/13/82)	19
	Priscilla Gary, vs. Cheyney State (3/20/82)	19
	Laurie Koehn, vs. Notre Dame (3/25/03)	19
	Laurie Koehn, vs. Bowling Green (3/19/05)	19
	Breanna Lewis, vs. South Carolina (3/20/16)	19

3-POINT FIELD GOALS MADE

1.	Laurie Koehn, vs. Notre Dame (3/25/03)	7
2.	Laurie Koehn, vs. Bowling Green (3/19/05)	6
3.	Laurie Koehn, vs. Kent State (3/15/02)	5
4.	Laurie Koehn, vs. Harvard (3/23/03)	4
	Laurie Koehn, vs. Valparaiso (3/21/04)	4
	Brittany Chambers, vs. Purdue (3/20/11)	4
	Kindred Wesemann, vs. Drake (3/18/17)	4

3-POINT FIELD GOAL ATTEMPTED

1.	Laurie Koehn, vs. Notre Dame (3/25/03)	17
2.	Laurie Koehn, vs. Harvard (3/23/03)	13
	Laurie Koehn, vs. Bowling Green (3/19/05)	13
	Laurie Koehn, vs. Vanderbilt (3/21/05)	13
5.	Brittany Chambers, vs. Purdue (3/20/11)	12
	Brittany Chambers, vs. Connecticut (3/19/12)	12
	Kindred Wesemann, vs. Drake (3/18/17)	12
8.	Laurie Koehn, vs. Old Dominion (3/23/02)	11
9.	Laurie Koehn, vs. Kent State (3/15/02)	10

FREE THROWS MADE

1.	Nicole Ohlde, vs. Valparaiso (3/21/04)	15
2.	Kendra Wecker, vs. Bowling Green (3/19/05)	12
3.	Angie Bonner, vs. Old Dominion (3/18/82)	11
	Angie Bonner, vs. Illinois State (3/19/83)	11
	Nicole Ohlde, vs. Arkansas (3/17/02)	11
6.	Tammie Romstad, vs. Old Dominion (3/18/82)	9
	Nicole Ohlde, vs. Old Dominion (3/23/02)	9
	Nicole Ohlde, at Minnesota (3/23/04)	9

FREE THROWS ATTEMPTED

1.	Nicole Ohlde, vs. Valparaiso (3/21/04)	21
2.	Angie Bonner, vs. Cheyney State (3/20/82)	14
	Nicole Ohlde, vs. Arkansas (3/17/02)	14
4.	Angie Bonner, vs. Old Dominion (3/18/82)	13
5.	Nicole Ohlde, at Minnesota (3/23/04)	12
	Kendra Wecker, vs. Bowling Green (3/19/05)	12
7.	Angie Bonner, vs. Illinois State (3/19/82)	11
8.	Angie Bonner, vs. Stephen F. Austin (3/13/82)	10
	Tammie Romstad, vs. Old Dominion (3/18/82)	10
	Nicole Ohlde, vs. Old Dominion (3/23/02)	10

REBOUNDS

1.	Tammie Romstad, vs. Stephen F. Austin (3/13/82)	15
2.	Angie Bonner, vs. Texas (3/25/83)	13
	Kendra Wecker, vs. Valparaiso (3/21/04)	13
4.	Kendra Wecker, vs. Bowling Green (3/19/05)	12
	Brittany Chambers, vs. Purdue (3/20/11)	12
6.	Nicole Ohlde, vs. Arkansas (3/17/02)	11
	Megan Mahoney, vs. Arkansas (3/17/02)	11
	Nicole Ohlde, vs. Notre Dame (3/25/05)	11
	Breanna Lewis, vs. Drake (3/18/17)	11

ASSISTS

1.	Shalee Lehning, vs. Drexel (3/21/09)	13
2.	Betsy Sloan, vs. Stephen F. Austin (3/13/82)	8
	Cassandra Jones, vs. NE Louisiana (3/15/84)	8
	Megan Mahoney, vs. Kent State (3/15/02)	8
5.	Betsy Sloan, vs. Illinois St. (3/19/83) & Cheyney St. (3/20/82)	7
	Shalee Lehning, vs. Chattanooga (3/23/08)	7
	Kindred Wesemann, vs. George Washington (3/18/16)	7
	Karyla Middlebrook, vs. Drake (3/18/17)	7

STEALS

1.	Shalee Lehning, vs. Chattanooga (3/23/08)	6
	Peyton Williams, vs. Michigan (3/22/19)	6
3.	Cassandra Jones, vs. Texas (3/25/83)	4
	Carlisa Thomas, at Northwestern (3/11/87)	4

BLOCKS

1.	Breanna Lewis, vs. George Washington (3/18/16)	6
2.	Shana Wheeler, vs. Bowling Green (3/19/05)	4

DOUBLE-DOUBLES

1.	Kendra Wecker.....2	3.	Breanna Lewis.....1
vs. Bowling Green (3/19/05); 25 pts, 12 rebs		vs. Drake (3/18/17); 23 pts, 11 rebs	
vs. Valparaiso (3/21/04); 15 pts, 13 rebs		Brittany Chambers.....1	
Nicole Ohlde.....2		vs. Purdue (3/20/11); 18 pts, 12 rebs	
vs. Notre Dame (3/25/03); 15 pts, 11 rebs		Megan Mahoney.....1	
vs. Arkansas (3/17/02); 19 pts, 11 rebs		vs. Arkansas (3/17/02); 10 pts, 11 rebs	
		Angie Bonner.....1	
		vs. Texas (3/25/83); 18 pts, 13 rebs	
		Tammie Romstad.....1	
		vs. SFA (3/13/82); 22 pts, 15 rebs	

INDIVIDUAL CAREER

GAMES

Rk.	Player (Years)	Games
1.	Kendra Wecker (2001-05)	9
	Laurie Koehn (2001-05)	9
	Brie Madden (2001-05)	9
4.	Chelsea Domenico (2001-05)	8
5.	Nicole Ohlde (2000-04)	7
	Megan Mahoney (2001-05)	7
	Amy Dutmer (2000-04)	7
8.	Angie Bonner (1982-84)	6
9.	Priscilla Gary (1981-83)	5
	Barbara Gilmore (1981-83)	5
	Betsy Sloan (1980-83)	5
	Jalana Childs (2009-12)	5
	Kayla Goth (2015-19)	5

POINTS (MIN. 50 PTS SCORED)

Rk.	Player (Years)	Pts	PPG
1.	Kendra Wecker (2001-05)	159	17.7
2.	Laurie Koehn (2001-05)	151	16.8
3.	Nicole Ohlde (2000-04)	147	21.0
4.	Angie Bonner (1981-84)	101	16.8
5.	Priscilla Gary (1981-83)	90	18.0
6.	Breanna Lewis (2013-17)	66	16.5
7.	Megan Mahoney (2001-05)	55	7.9
8.	Marlies Gipson (2005-09)	54	13.5
9.	Ashley Sweat (2006-10)	50	12.5

FIELD GOALS MADE (MIN. 20 FGM)

Rk.	Player (Years)	FGM
1.	Kendra Wecker (2001-05)	59
2.	Laurie Koehn (2001-05)	50
3.	Nicole Ohlde (2000-04)	41
4.	Priscilla Gary (1981-83)	38
5.	Angie Bonner (1981-84)	29
	Breanna Lewis (2013-17)	29
7.	Marlies Gipson (2005-09)	24

FIELD GOALS ATTEMPTED (MIN. 50 FGA)

Rk.	Player (Years)	FGA
1.	Laurie Koehn (2001-05)	125
2.	Kendra Wecker (2001-05)	118
3.	Priscilla Gary (1981-83)	74
4.	Nicole Ohlde (2000-04)	63
5.	Breanna Lewis (2013-17)	54

FIELD GOAL PCT (MIN. 50 FGA)

Rk.	Player (Years)	FG Pct.	FGM-FGA
1.	Nicole Ohlde (2000-04)651	41-63
2.	Breanna Lewis (2013-17)537	29-54
3.	Priscilla Gary (1981-83)513	38-74
4.	Kendra Wecker (2001-05)500	59-118
5.	Laurie Koehn (2001-05)400	50-125

3-POINT FIELD GOALS MADE

Rk.	Player (Years)	3FGM
1.	Laurie Koehn (2001-05)	35
2.	Kendra Wecker (2001-05)	13
3.	Kari Kincaid (2006-10)	9
4.	Kindred Wesemann (2013-17)	8
5.	Brittany Chambers (2009-13)	7

3-POINT FIELD GOALS ATTEMPTED

Rk.	Player (Years)	3FGA
1.	Laurie Koehn (2001-05)	92
2.	Kendra Wecker (2001-05)	27
3.	Brittany Chambers (2009-13)	25
	Kindred Wesemann (2013-17)	25
5.	Kari Kincaid (2006-10)	24

3-POINT FIELD GOAL PCT (MIN. 20 3FGA)

Rk.	Player (Years)	3FG Pct.	3FGM-3FGA
1.	Kendra Wecker (2001-05)481	13-27
2.	Laurie Koehn (2001-05)380	35-92
3.	Kari Kincaid (2006-10)375	9-24
4.	Kindred Wesemann (2013-17)320	8-25
5.	Brittany Chambers (2009-13)280	7-25

FREE THROWS MADE (MIN. 10 FTM)

Rk.	Player (Years)	FTM
1.	Nicole Ohlde (2000-04)	55
2.	Angie Bonner (1981-84)	43
3.	Kendra Wecker (2001-05)	28
4.	Megan Mahoney (2001-05)	17
5.	Laurie Koehn (2001-05)	16
6.	Priscilla Gary (1981-83)	14
7.	Tammie Romstad (1979-82)	12
8.	Shalee Lehning (2005-09)	11

FREE THROWS ATTEMPTED (MIN. 10 FTA)

Rk.	Player (Years)	FTA
1.	Nicole Ohlde (2000-04)	68
2.	Angie Bonner (1981-84)	58
3.	Kendra Wecker (2001-05)	32
4.	Megan Mahoney (2001-05)	22
5.	Priscilla Gary (1981-83)	19
6.	Breanna Lewis (2013-17)	18
7.	Laurie Koehn (2001-05)	17
8.	Tammie Romstad (1979-82)	16
9.	Shalee Lehning (2005-09)	13
10.	Kayla Goth (2015-19)	12

FREE THROW PCT (MIN. 10 FTA)

Rk.	Player (Years)	FT Pct.	FTM-FTA
1.	Laurie Koehn (2001-05)941	16-17
2.	Kendra Wecker (2001-05)875	28-32
3.	Shalee Lehning (2005-09)846	11-13
4.	Nicole Ohlde (2000-04)809	55-68
5.	Megan Mahoney (2001-05)773	17-22
6.	Tammie Romstad (1979-82)750	12-16
7.	Angie Bonner (1981-84)741	43-58
8.	Priscilla Gary (1981-83)737	14-19
9.	Kayla Goth (2015-19)500	6-12
10.	Breanna Lewis (2013-17)444	8-18

REBOUNDS (MIN. 30 REBS)

Rk.	Player (Years)	Rebs	RPG
1.	Kendra Wecker (2001-05)	60	6.7
2.	Nicole Ohlde (2000-04)	52	7.4
3.	Angie Bonner (1981-84)	43	7.2
4.	Megan Mahoney (2001-05)	41	5.9
5.	Breanna Lewis (2013-17)	32	8.0

ASSISTS (MIN. 20 ASSTS)

Rk.	Player (Years)	Assts	APG
1.	Megan Mahoney (2001-05)	31	4.4
2.	Shalee Lehnig (2005-09)	30	7.5
3.	Betsy Sloan (1980-83)	29	5.8
4.	Nicole Ohlde (2000-04)	24	3.4
5.	Kindred Wesemann (2013-17)	20	5.0

STEALS (MIN. 5 STLs)

Rk.	Player (Years)	Stls	SPG
1.	Kendra Wecker (2001-05)	13	1.4
2.	Megan Mahoney (2001-05)	11	1.6
3.	Shalee Lehnig (2005-09)	9	2.3
4.	Priscilla Gary (1981-83)	7	1.4
	Carlisa Thomas (1984-87)	7	3.5
	Ashley Sweat (2006-10)	7	1.8
	Kindred Wesemann (2013-17)	7	1.8
8.	Betsy Sloan (1980-83)	6	1.2
	Jennifer Jones (1983-85)	6	2.0
	Cassandra Jones (1983-86)	6	2.0
	Nicole Ohlde (2000-04)	6	0.9
	Chelsea Domenico (2001-05)	6	0.8
	Peyton Williams (2016-present)	6	2.0
14.	Tina Dixon (1982-84)	5	1.7
	Kayla Goth (2015-19)	5	1.0

BLOCKS (MIN. 5 BLKS)

Rk.	Player (Years)	Blks	BPG
1.	Breanna Lewis (2013-17)	9	2.3
2.	Shana Wheeler (2005-08)	8	2.0
3.	Nicole Ohlde (2000-04)	7	1.0
4.	Kendra Wecker (2001-05)	6	0.7
	Tina Dixon (1983-84)	6	2.0

TEAM GAME

POINTS

1.	vs. Kent State (3/15/02)	93 (W)
2.	vs. Illinois State (3/19/83)	91 (W)
3.	vs. Arkansas (3/17/02)	82 (W)
4.	vs. Harvard (3/23/03)	79 (W)
5.	vs. Stephen F. Austin (3/13/82)	78 (W)
6.	vs. Old Dominion (3/18/82)	76 (W)

POINTS IN A FIRST QUARTER

1.	vs. Drake (3/18/17)	20
2.	vs. George Washington (3/18/16)	14
3.	at South Carolina (3/20/16)	13
4.	vs. Stanford (3/20/17)	12
5.	vs. Michigan (3/22/19)	11

POINTS IN A SECOND QUARTER

1.	vs. Michigan (3/22/19)	17
2.	at South Carolina (3/20/16)	13
3.	vs. Drake (3/18/17)	10
4.	vs. Stanford (3/20/17)	9
5.	vs. George Washington (3/18/16)	8

POINTS IN A THIRD QUARTER

1.	vs. George Washington (3/18/16)	17
2.	vs. Drake (3/18/17)	13
3.	vs. Michigan (3/22/19)	12
4.	vs. Stanford (3/20/17)	11
5.	at South Carolina (3/20/16)	9

POINTS IN A FOURTH QUARTER

1.	vs. Drake (3/18/17)	24
2.	vs. George Washington (3/18/16)	17
3.	vs. Stanford (3/20/17)	16
4.	vs. Michigan (3/22/19)	14
5.	at South Carolina (3/20/16)	12

POINTS IN A HALF

Rk.	Opponent (Date)	Half	Pts
1.	vs. Kent State (3/15/02)	1st	48
2.	vs. Illinois State (3/19/83)	2nd	46
3.	vs. Illinois State (3/19/83)	1st	45
	vs. Kent State (3/15/02)	2nd	45

FIELD GOALS MADE

1.	vs. Illinois State (3/19/83)	39
2.	vs. Kent State (3/15/02)	37
3.	vs. NE Louisiana (3/15/84)	33
4.	vs. Stephen F. Austin (3/13/82)	32

FIELD GOALS ATTEMPTED

1.	vs. Kent State (3/15/02)	68
2.	vs. Purdue (3/20/11)	63
3.	vs. Illinois State (3/19/83)	62
	vs. NE Louisiana (3/15/84)	62
5.	vs. Stephen F. Austin (3/13/82)	61
	at Northwestern (3/11/87)	61
7.	vs. Cheyney State (3/20/82)	60
	vs. Texas (3/25/83)	60
	vs. Bowling Green (3/19/05)	60

FIELD GOAL PCT. (MIN. 50 ATT.)

Rk.	Game (Date)	FG Pct.	FGM-FGA
1.	vs. Illinois State (3/19/83)	.629	39-62
2.	vs. Kent State (3/15/02)	.544	37-68
3.	vs. NE Louisiana (3/15/84)	.532	33-62
4.	vs. Vanderbilt (3/23/09)	.529	27-51
5.	vs. Stephen F. Austin (3/13/82)	.525	32-61
6.	vs. Drexel (3/21/09)	.500	26-52

3-POINT FIELD GOALS MADE (MIN. 5 3PT FGM)

1.	vs. Louisville (3/25/08)	10
2.	vs. Old Dominion (3/23/02)	9
	vs. Notre Dame (3/25/03)	9
	vs. Drexel (3/21/09)	9
5.	vs. Kent State (3/15/02)	8
	vs. Harvard (3/23/03)	8
	vs. Bowling Green (3/19/05)	8
	vs. Drake (3/18/17)	8
9.	vs. Arkansas (3/17/02)	7
	vs. Michigan (3/22/19)	7
11.	vs. Purdue (3/20/11)	6

3-POINT FIELD GOAL ATTEMPTED (MIN. 20 3PT FGA)

1.	vs. Notre Dame (3/25/03)	30
2.	vs. Harvard (3/23/03)	28
3.	vs. Connecticut (3/19/12)	26
4.	vs. Purdue (3/20/11)	23
5.	vs. Bowling Green (3/19/05)	22
	vs. Louisville (3/25/08)	22
	vs. Michigan (3/22/19)	22
8.	vs. Kent State (3/15/02)	21
	vs. Old Dominion (3/23/02)	21
	vs. Drexel (3/21/09)	21
	vs. Drake (3/18/17)	21

3-POINT FIELD GOAL PCT. (MIN. 10 ATT.)

Rk.	Game (Date)	3FG Pct.	3FGM-3FGA
1.	vs. Arkansas (3/17/02)	.467	7-15
2.	vs. Louisville (3/25/08)	.455	10-22
	vs. Vanderbilt (3/23/09)	.455	5-11
4.	vs. Old Dominion (3/23/02)	.429	9-21
	vs. Drexel (3/21/09)	.429	9-21

FREE THROWS MADE (MIN. 20 FTM)

1.	vs. Old Dominion (3/18/82)	30
2.	vs. Arkansas (3/17/02)	27
3.	vs. Chattanooga (3/23/08)	21
4.	vs. Valparaiso (3/21/04)	20

FREE THROWS ATTEMPTED (MIN. 20 FTA)

1.	vs. Old Dominion (3/18/82)	34
2.	vs. Arkansas (3/17/02)	33
3.	vs. Stephen F. Austin (3/13/82)	31
4.	vs. Valparaiso (3/21/04)	27
5.	vs. Cheyney State (3/20/82)	26
6.	at Northwestern (3/11/87)	23
7.	vs. Harvard (3/23/03)	22
8.	vs. Chattanooga (3/23/08)	21
	vs. George Washington (3/18/16)	21

FREE THROW PCT. (MIN. 10 ATT.)

Rk.	Game (Date)	FT Pct.	FTM-FTA
1.	vs. Chattanooga (3/23/08)	1.000	21-21*
2.	vs. Illinois State (3/19/83)	.929	13-14
	vs. Old Dominion (3/23/02)	.929	13-14
4.	vs. Kent State (3/15/02)	.917	11-12
5.	vs. Bowling Green (3/19/05)	.889	16-18
6.	vs. Old Dominion (3/18/82)	.882	30-34
7.	vs. Princeton (3/17/12)	.857	12-14
8.	vs. Arkansas (3/17/02)	.818	27-33
9.	vs. Minnesota (3/23/04)	.778	14-18

REBOUNDS (MIN. 40 REBS)

1.	vs. Bowling Green (3/19/05)	50
2.	vs. Stephen F. Austin (3/13/82)	49
3.	vs. Purdue (3/20/11)	42
4.	vs. Drake (3/18/17)	41

ASSISTS (MIN. 15 ASSTS)

1.	vs. Kent State (3/15/02)	29
2.	vs. Drake (3/18/17)	21
3.	vs. Harvard (3/23/03)	20
4.	vs. Illinois State (3/19/83)	19
	vs. Valparaiso (3/21/04)	19
	vs. Drexel (3/21/09)	19
7.	vs. NE Louisiana (3/15/84)	18
	vs. George Washington (3/18/16)	18
9.	vs. Stephen F. Austin (3/13/82)	17
10.	vs. Cheyney State (3/20/82)	16
	vs. Princeton (3/17/12)	16
12.	vs. Notre Dame (3/25/03)	15
	vs. Louisville (3/25/08)	15

STEALS (MIN. 10 STLs)

1.	vs. Texas (3/25/83)	15
	vs. Michigan (3/22/19)	15
3.	vs. Drake (3/18/17)	11
4.	vs. NE Louisiana (3/15/84)	10
	vs. Kent State (3/15/02)	10
	vs. Chattanooga (3/23/08)	10

BLOCKS (MIN. 5 BLKS)

1.	vs. Bowling Green (3/19/05)	10
	vs. George Washington (3/18/16)	10
3.	vs. Texas (3/25/83)	5
	vs. NE Louisiana (3/15/84)	5
	vs. Valparaiso (3/21/04)	5
	vs. Drake (3/18/17)	5

PLAYER	YEARS	G-GS	FGM-FGA	3PT-A	FTM-FTA	REB.	PF	PTS.	AST.	TO	BLK	STL	MIN.
Jasauen Beard	2019	1-0	2-8	0-1	1-2	2	4	5	0	3	1	0	16
Christianna Carr	2019	1-1	8-20	3-9	2-2	3	2	21	0	3	1	3	34
Kali Jones	2019	1-1	1-2	0-0	0-0	3	2	2	1	0	2	0	23
Laura Macke	2019	1-0	1-1	1-1	1-2	2	1	4	1	0	1	0	13
Rachel Ranke	2019	1-1	4-10	3-7	0-0	3	0	11	0	4	0	0	29
Ashley Ray	2019	1-0	0-0	0-0	0-2	0	1	0	0	0	1	0	5
Savannah Simmons	2019	1-0	0-0	0-0	0-0	0	0	0	0	0	0	0	3
Alisa Wiggins	2019	1-0	0-0	0-0	0-0	0	0	0	1	0	0	0	1
Karyla Middlebrook	2017	2-2	4-13	1-2	1-2	6	4	10	8	5	0	4	49
Lanie Page	2017	2-0	3-6	3-5	0-0	2	1	9	0	2	0	0	22
Peyton Williams	2017, 19	3-3	5-12	0-3	2-5	6	1	12	3	3	1	6	61
Eternati Willock	2017	2-0	2-7	0-0	0-0	5	4	4	2	2	2	0	24
Kayla Goth	2016, 17, 19	5-3	8-24	1-6	6-12	8	0	23	12	9	1	5	109
Shaelyn Martin	2016, 17	4-2	5-18	1-5	6-8	27	9	17	12	12	0	7	98
Kaylee Page	2016, 17	4-2	4-18	4-14	0-0	9	8	12	2	9	2	2	97
Breanna Lewis	2016, 17	4-4	29-54	0-0	8-18	32	13	66	2	8	9	2	128
Jessica Sheble	2016, 17	4-0	7-12	0-0	0-0	3	7	14	1	4	3	0	31
Kelly Thomson	2016, 17	3-0	0-1	0-1	0-0	2	0	0	0	0	0	0	7
Kindred Wesemann	2016, 17	4-4	14-36	8-25	4-6	8	6	40	20	8	1	7	150
Erica Young	2016, 17	1-0	0-2	0-0	1-2	6	1	1	1	1	0	1	9
Bri Craig	2016	2-0	0-3	0-2	2-4	2	3	2	2	2	0	1	20
Megan Deines	2016	2-2	7-22	0-6	5-7	2	6	19	3	4	0	2	68
Antoinette Taylor	2016	2-0	0-1	0-1	0-0	0	1	0	0	0	0	0	4
Julianne Chisholm	2012	2-0	1-4	0-2	0-0	0	0	2	0	1	1	0	13
Tasha Dickey	2012	2-2	4-18	3-13	0-0	6	5	11	0	3	0	3	40
Emma Ostermann	2012	1-0	1-1	0-0	0-0	0	1	2	0	0	0	0	7
Stephanie Wittman	2012	2-0	0-3	0-0	0-0	1	0	0	2	1	0	0	10
Ashia Woods	2012	2-0	1-7	1-5	1-2	6	3	4	4	3	3	2	33
Brittany Chambers	2011, 12	3-3	14-43	7-25	0-0	20	2	35	2	10	0	2	113
Chantay Caron	2011, 12	3-1	2-6	1-3	0-0	2	0	5	1	0	0	0	29
Mariah White	2011, 12	3-3	1-9	1-4	6-8	9	6	9	10	6	1	4	105
Branshea Brown	2009, 11, 12	4-3	14-35	0-1	2-6	23	10	30	4	6	1	2	110
Jalana Childs	2009, 11, 12	5-2	13-36	0-2	5-6	22	10	31	2	7	1	0	107
Taelor Karr	2011	1-1	6-17	1-7	1-2	4	3	14	1	3	0	0	39
Jenny Gilbertson	2009	1-0	0-0	0-0	0-0	0	0	0	0	0	0	0	2
Marlies Gipson	2008,09	4-4	24-40	0-1	6-6	20	10	54	7	4	4	3	123
Kelsey Hill	2008,09, 11	2-0	1-1	1-1	0-0	1	1	3	0	1	0	1	17
Kari Kincaid	2008,09	4-4	11-31	9-24	2-4	15	5	33	4	4	0	2	134
Shalee Lehnning	2008,09	4-4	12-33	1-7	11-13	25	8	36	30	17	0	9	147
Kelsey Nelson	2008,09	4-0	16-25	5-10	7-7	12	5	44	3	6	0	1	81
Ashley Sweat	2008,09	4-4	19-44	5-11	7-8	12	8	50	3	12	0	7	123
Alina Voronenko	2009, 11	2-0	0-2	0-2	0-0	1	0	0	0	1	0	0	7
Danielle Zanotti	2008,09	3-2	5-10	5-10	0-0	6	2	15	3	1	1	2	90
Carolyn McCullough	2008	2-2	4-8	3-5	0-0	3	2	11	1	2	1	0	30
Kimberly Dietz	2005	2-0	0-1	0-1	0-0	0	2	0	2	0	0	0	20
Shana Wheeler	2005,08	4-2	8-14	0-0	2-2	22	7	18	2	5	8	3	95
Claire Coggins	2004,05	4-2	10-24	1-7	1-2	13	7	22	6	11	3	2	85
Twiggy McIntyre	2004,05	4-0	3-9	1-6	3-4	2	4	10	3	2	0	1	41
Jessica McFarland	2003,05	2-0	1-1	0-0	0-0	2	0	2	0	0	0	1	8
Chelsea Domenico	2002,03,04,05	8-4	5-14	2-11	1-3	14	14	13	17	6	1	6	191
Laurie Koehn	2002,03,04,05	9-9	50-125	35-92	16-17	28	14	151	16	16	0	4	321
Brie Madden	2002,03,04,05	9-0	13-26	0-0	3-4	24	26	29	7	13	4	1	107
Kendra Wecker	2002,03,04,05	9-9	59-118	13-27	28-32	60	31	159	17	30	6	13	281
Amy Dutmer	2002,03,04	7-2	2-15	0-7	0-0	8	6	6	3	3	1	1	72
Megan Mahoney	2002,03,04	7-7	17-47	4-15	17-22	41	19	55	31	16	3	11	217
Nicole Ohlde	2002,03,04	7-7	41-63	0-0	55-68	52	14	147	24	18	7	6	245
Andrea Armstrong	2002	1-0	1-6	0-1	0-0	3	3	2	1	0	0	0	13
Shalondra Booker	2002	2-0	2-3	0-1	0-0	0	1	4	2	1	0	2	12
Kari Hanson	2002	2-0	0-2	0-2	2-2	0	0	2	2	1	0	0	19
Kimmery Newsom	2002	1-0	0-1	0-0	0-0	2	0	0	1	2	0	0	5
Kristin Rethman	2002	3-3	6-14	5-12	4-4	8	6	21	9	3	0	0	108
Jenny Coalson	1997	1-0	1-5	0-2	0-0	4	1	2	2	2	0	0	25
Missy Decker	1997	1-1	1-4	1-3	0-0	4	3	3	1	3	0	0	34
Angie Finkes	1997	1-0	6-9	0-0	0-0	3	4	12	0	0	0	0	26
Kayla Hester	1997	1-1	0-4	0-2	0-0	3	1	0	1	1	1	1	14
Brit Jacobson	1997	1-1	3-6	0-1	1-2	4	2	7	2	5	0	3	24
Andria Jones	1997	1-1	10-18	1-3	3-4	4	1	24	2	3	1	2	40
Kjersten Larson	1997	1-0	0-0	0-0	0-0	0	0	0	0	1	0	0	20
Sara Munson	1997	1-0	0-1	0-1	0-1	1	0	0	0	0	0	0	2
Nicky Ramage	1997	1-1	2-3	0-0	0-0	1	1	4	1	3	0	0	15
Tracey Bleczinski	1987	1-1	2-7	—	1-3	8	2	5	0	1	0	2	41
Amy Davidson	1987	1-0	0-2	—	0-0	1	1	0	0	2	0	0	6
Theza Fitzpatrick	1987	1-1	4-8	—	0-0	6	1	9	0	2	0	0	37
Elyse Funk	1987	1-0	0-0	—	1-4	0	0	2	0	1	0	0	11
Stephanie Lane	1987	1-0	1-2	—	0-0	0	1	2	0	0	0	0	5
Sue Leiding	1987	1-1	2-10	—	6-6	4	1	10	1	4	1	0	40
Janet Madsen	1987	1-0	1-3	—	0-0	0	5	2	1	0	0	0	11
Susan Green	1984,87	2-1	11-23	—	5-6	2	4	27	3	4	0	1	50
Carlisa Thomas	1984,87	2-0	9-21	—	0-4	13	10	18	14	8	2	7	62
Tina Dixon	1983,84	3-3	13-24	—	0-0	19	10	26	3	5	6	5	102
Cindy Durham	1983,84	2-0	1-3	—	0-0	2	1	2	0	0	0	1	18
Cassandra Jones	1983,84	3-3	14-33	—	7-7	12	7	35	14	16	0	6	98
Jennifer Jones	1983,84	3-1	18-23	—	5-7	13	3	41	3	5	2	6	69
Karen Franklin	1983	2-1	0-3	—	0-0	1	1	0	1	2	0	0	16
Sheronda Jenkins	1983	2-0	8-9	—	0-0	4	6	16	1	6	0	2	29
Kim Price	1983	2-0	1-3	—	0-0	3	3	2	0	1	0	0	18
Angie Bonner	1982,84	6-3	29-46	—	43-58	43	11	101	4	12	1	4	145
Priscilla Gary	1982,83	5-5	38-74	—	14-19	12	13	90	12	19	4	7	164
Barbara Gilmore	1982,83	5-4	16-41	—	8-9	20	15	40	10	12	0	3	116
Betsy Sloan	1982,83	5-3	5-12	—	1-4	11	4	11	29	16	0	6	136
Becky Dobbins	1982	1-0	0-1	—	0-0	1	0	0	0	1	0	0	5
Shelly Hughes	1982	3-3	7-19	—	1-7	19	8	17	4	5	0	0	82
Jean Roise	1982	3-0	5-15	—	4-5	10	6	14	7	4	0	1	55
Tammie Romstad	1982	3-3	18-33	—	12-16	24	11	48	3	8	1	2	101
Erin Schreiber	1982	3-0	2-4	—	0-0	1	4	4	1	2	0	0	31
Dee Weinreis	1982	2-0	0-0	—	0-0	1	1	0	0	0	0	0	4

2018-19

21-12 • 11-7 Big 12

Big 12 Semifinals

NCAA Tournament • First Round

**2018-19 ROSTER**

No.	Name	Pos.	Ht.	Yr.	Hometown (Previous School)
1	Savannah Simmons	G	6-1	Fr.	Bel Air, Md. (The John Carroll School)
2	Cymone Goodrich	G	5-10	So.	Chicago, Ill. (South Shore International Prep)
3	Sarah Bates	G	5-9	So.	Fresno, Calif. (UC Santa Barbara)
5	Alisa Wiggins	G	5-8	So.	Montclair, N.J. (Montclair HS)
10	Kayla Goth	G	6-1	Sr.	DeForest, Wis. (DeForest HS)
11	Peyton Williams	F	6-4	Jr.	Topeka, Kan. (Cair Paravel Latin School)
12	Rachel Ranke	G	6-1	So.	Burnsville, Minn. (Eastview HS)
13	Laura Macke	F	6-2	Fr.	Baileysville, Kan. (Nemaha Central HS)
15	Kali Jones	F	6-2	Sr.	Murrieta, Calif. (Mt. San Antonio College)
25	Jasauen Beard	F	5-11	R-Jr.	Midwest City, Okla. (UTRGV)
33	Ashley Ray	C	6-4	So.	Girard, Kan. (Girard HS)
40	Maary Lakes	C	6-4	So.	Peoria, Ill. (Manual HS)
43	Christianna Carr	G	6-1	Fr.	Manhattan, Kan. (Manhattan HS)
50	Ayoka Lee	C	6-5	Fr.	Byron, Minn. (Byron HS)

Head Coach:

Jeff Mittie

Associate Head Coach:

Brian Ostermann

Assistant Coaches:

Chris Carr and Jayci Stone

2015-16

19-13 • 8-10 Big 12

Big 12 Quarterfinals

NCAA Tournament • Second Round

**2015-16 ROSTER**

No.	Name	Pos.	Ht.	Yr.	Hometown (Previous School)
0	Jessica Sheble	F	6-3	Jr.	Olathe, Kan. (Olathe North HS)
1	Kaylee Page	F	6-2	So.	Wamego, Kan. (Nebraska/Wamego HS)
2	Erica Young	F	6-1	Jr.	Tampa, Fla. (Tampa Bay Tech)
3	Lanie Page	F	6-3	Fr.	Wamego, Kan. (Wamego HS)
10	Kayla Goth	G	6-1	Fr.	DeForest, Wis. (DeForest HS)
11	Antoinette Taylor	G	5-7	Sr.	Gary, Ind. (State Fair CC/West Side HS)
12	Kelly Thomson	G	5-9	R-Jr.	Riley, Kan. (Riley County HS)
15	Megan Deines	G	6-1	Sr.	Springfield, Mo. (Louisville/Glendale HS)
20	Brianna Craig	G	5-10	Sr.	Lincoln, Neb. (Lincoln Northeast HS)
22	Breanna Lewis	C	6-5	Jr.	Milwaukee, Wis. (Riverside HS)
23	Anna Hammaker	G	5-10	Fr.	Knoxville, Tenn. (Christian Academy)
24	Kindred Wesemann	G	5-6	Jr.	Pleasant Hill, Mo. (Pleasant Hill HS)
50	Shaelyn Martin	G/F	6-0	So.	Salina, Kan. (Salina Central HS)
52	Cheyenne Hooper	C	6-6	Fr.	Knoxville, Tenn. (Christian Academy)

Head Coach:

Jeff Mittie

Associate Head Coach:

Brian Ostermann

Assistant Coaches:

Ebony Gilliam and Jacie Hoyt-Capra

2016-17

23-11 • 11-7 Big 12

Big 12 Semifinals

NCAA Tournament • Second Round

**2016-17 ROSTER**

No.	Name	Pos.	Ht.	Yr.	Hometown (Previous School)
0	Jessica Sheble	F	6-3	Sr.	Olathe, Kan. (Olathe North HS)
1	Kaylee Page	F	6-2	Jr.	Wamego, Kan. (Nebraska/Wamego HS)
2	Erica Young	F	6-1	Sr.	Tampa, Fla. (Tampa Bay Tech)
3	Lanie Page	F	6-3	R-Fr.	Wamego, Kan. (Wamego HS)
10	Kayla Goth	G	6-1	So.	DeForest, Wis. (DeForest HS)
11	Peyton Williams	F	6-3	Fr.	Topeka, Kan. (Cair Paravel Latin School)
12	Kelly Thomson	G	5-9	R-Sr.	Riley, Kan. (Riley County HS)
13	Eternati Willock	F	6-4	Fr.	Scarborough, Ontario, Canada (St. John Paul II Catholic School)
21	Karyla Middlebrook	G	5-7	Jr.	Blue Springs, Mo. (Alabama/Blue Springs HS)
22	Breanna Lewis	C	6-5	Sr.	Milwaukee, Wis. (Riverside HS)
23	Anna Hammaker	G	5-10	So.	Knoxville, Tenn. (Christian Academy)
24	Kindred Wesemann	G	5-7	Sr.	Pleasant Hill, Mo. (Pleasant Hill HS)
50	Shaelyn Martin	G/F	6-1	Jr.	Salina, Kan. (Salina Central HS)

Head Coach:

Jeff Mittie

Associate Head Coach:

Brian Ostermann

Assistant Coaches:

Ebony Gilliam and Jacie Hoyt-Capra

2011-12

20-14 • 9-9 Big 12

Big 12 Semifinals

NCAA Tournament • Second Round

**2011-12 ROSTER**

No.	Name	Pos.	Ht.	Yr.	Hometown (Previous School)
1	Haley Texada	G	5-7	Fr.	Frisco, Texas (Wakeland HS)
2	Brittany Chambers	G	5-8	Jr.	Jordan, Minn. (Jordan HS)
4	Katya Leick	F	6-1	Jr.	Grey Cloud Township, Minn. (Nebraska/Park HS)
10	Heidi Brown	G	5-11	Fr.	Plains, Kan. (Southwestern Heights HS)
11	Chantay Caron	G/F	5-11	So.	Lawrence, Kan. (Free State HS)
13	Tasha Dickey	G	5-10	Sr.	Sandy, Utah (Arizona/Brighton HS)
14	Stephanie Wittman	G	5-9	So.	San Antonio, Texas (Alamo Heights HS)
20	Emma Ostermann	G	5-8	Sr.	Abilene, Kan. (Cloud County CC)
21	Julianne Chisholm	F	5-11	Sr.	Hillsboro, Kan. (Hillsboro HS)
22	Mariah White	G	5-7	Jr.	Midwest City, Okla. (Midwest City HS)
23	Ashia Woods	G	5-11	Fr.	Wichita, Kan. (Wichita Collegiate)
33	Jalana Childs	F	6-2	Sr.	Orlando, Fla. (Timber Creek HS)
34	Branshea Brown	F	6-2	Sr.	Walterboro, S.C. (Colleton County HS)

Head Coach:

Deb Patterson

Associate Head Coach:

Kamie Ethridge

Assistant Coaches:

Kelly Moylan and Shalee Lehnig

2010-11

21-11 • 10-6 Big 12

Big 12 Semifinals

NCAA Tournament • First Round



2010-11 ROSTER

No.	Name	Pos.	Ht.	Yr.	Hometown (Previous School)
2	Brittany Chambers	G	5-8	So.	Jordan, Minn. (Jordan HS)
10	Kelsey Hill	G	5-5	Sr.	Lenexa, Kan. (St. Thomas Aquinas)
11	Chantay Caron	F	5-11	Fr.	Lawrence, Kan. (Free State HS)
12	Taelor Karr	G	5-8	So.	Paola, Kan. (Paola HS)
13	Brianna Kulas	F	6-0	Fr.	Mission, Kan. (Shawnee Mission North HS)
14	Stephanie Wittman	G	5-9	Fr.	San Antonio, Texas (Alamo Heights HS)
20	Emma Ostermann	G	5-8	Jr.	Abilene, Kan. (Cloud County CC)
21	Julianne Chisholm	F	5-11	Jr.	Hillsboro, Kan. (Hillsboro HS)
22	Mariah White	G	5-7	So.	Midwest City, Okla. (Midwest City HS)
23	Shalin Spani	G	6-0	Sr.	Lee's Summit, Mo. (Metro Academy)
32	Alina Voronenko	G/F	6-2	Jr.	Sacramento, Calif. (Smithton (Mo.) HS)
33	Jalana Childs	F	6-2	Jr.	Orlando, Fla. (Timber Creek HS)
34	Branshea Brown	F	6-2	Jr.	Walterboro, S.C. (Colleton County HS)


Head Coach: Deb Patterson
Associate Head Coach: Kamie Ethridge
Assistant Coaches: Kelly Moylan and Shalee Lehning

2007-08

22-10 • 13-3 Big 12 • Final AP Rank (16)

Big 12 Regular Season Champs

NCAA Tournament • Second Round



2007-08 ROSTER

No.	Name	Pos.	Ht.	Yr.	Hometown (Previous School)
2	Kelsey Nelson	G	5-9	Jr.	Riley, Kan. (Cloud County CC/Riley County HS)
4	Ashley Sweat	F	6-2	So.	McPherson, Kan. (McPherson HS)
5	Shalee Lehning	G	5-9	Jr.	Sublette, Kan. (Sublette HS)
10	Kelsey Hill	G	5-5	Fr.	Lenexa, Kan. (St. Thomas Aquinas)
13	Kimberly Dietz	G	5-9	Sr.	Boulder, Colo. (Monarch HS)
23	Shalin Spani	G	6-0	Fr.	Lee's Summit, Mo. (Metro Academy)
25	Danielle Zanotti	G/F	6-2	Jr.	Yukon, Okla. (Mustang HS)
30	Shana Wheeler	F	6-2	Sr.	Lee's Summit, Mo. (Lee's Summit HS)
41	Kari Kincaid	G	5-10	So.	Andover, Kan. (Andover Central HS)
44	Carolyn McCullough	G/F	6-1	Sr.	Stilwell, Kan. (St. Thomas Aquinas HS)
51	Marlies Gipson	F	6-0	Jr.	McPherson, Kan. (McPherson HS)

Head Coach: Deb Patterson
Associate Head Coach: Kamie Ethridge
Assistant Coaches: Andria Jones and Kelly Moylan

2008-09

25-8 • 10-6 Big 12 • Final AP Rank (21)

Big 12 Quarterfinals

NCAA Tournament • Second Round



2008-09 ROSTER

No.	Name	Pos.	Ht.	Yr.	Hometown (Previous School)
2	Kelsey Nelson	G	5-9	Sr.	Riley, Kan. (Cloud County CC/Riley County HS)
4	Ashley Sweat	F	6-2	Jr.	McPherson, Kan. (McPherson HS)
5	Shalee Lehning	G	5-9	Sr.	Sublette, Kan. (Sublette HS)
10	Kelsey Hill	G	5-5	So.	Lenexa, Kan. (St. Thomas Aquinas HS)
23	Shalin Spani	G	6-0	So.	Lee's Summit, Mo. (Metro Academy)
25	Danielle Zanotti	G/F	6-2	Sr.	Yukon, Okla. (Mustang HS)
32	Alina Voronenko	G/F	6-2	Fr.	Otterville, Mo. (Smithton HS)
33	Jalana Childs	F	6-2	Fr.	Orlando, Fla. (Timber Creek HS)
34	Branshea Brown	F	6-2	Fr.	Walterboro, S.C. (Colleton County HS)
41	Kari Kincaid	G	5-10	Jr.	Andover, Kan. (Andover Central HS)
45	Jenny Gilbertson	F	6-2	Fr.	Wabasha, Minn. (Winona Cotter HS)
51	Marlies Gipson	F	6-0	Sr.	McPherson, Kan. (McPherson HS)

Head Coach: Deb Patterson
Associate Head Coach: Kamie Ethridge
Assistant Coaches: Andria Jones and Kelly Moylan

2004-05

24-8 • 12-4 Big 12 • Final AP Rank (16)

Big 12 Championship Game

NCAA Tournament • Second Round




2004-05 ROSTER

No.	Name	Pos.	Ht.	Yr.	Hometown (Previous School)
10	Laurie Koehn	G	5-8	Sr.	Hesston, Kan. (Moundridge HS)
13	Kimberly Dietz	G	5-9	Fr.	Boulder, Colo. (Monarch HS)
14	Claire Coggins	G/F	5-11	So.	Lee's Summit, Mo. (Lee's Summit North HS)
15	Twiggy McIntyre	G	5-5	So.	Sapulpa, Okla. (Sapulpa HS)
22	Chelsea Domenico	G	5-6	Sr.	Thornton, Colo. (Horizon HS)
24	Naytanda Smith	F	5-11	So.	Enid, Okla. (Enid HS)
30	Shana Wheeler	F	6-2	Fr.	Lee's Summit, Mo. (Lee's Summit HS)
34	Megan Mahoney	F/G	6-0	Sr.	Sturgis, S.D. (Sturgis Brown HS)
42	Brie Madden	F/C	6-3	Sr.	Arlington, Texas (Mansfield HS)
44	Carolyn McCullough	G/F	6-1	Fr.	Stilwell, Kan. (St. Thomas Aquinas HS)
50	Jessica McFarland	C	6-2	Jr.	Derby, Kan. (Derby HS)
53	Kendra Wecker	F	5-11	Sr.	Marysville, Kan. (Marysville HS)

Head Coach: Deb Patterson
Associate Head Coach: Kamie Ethridge
Assistant Coaches: Shelley Jarrard and Stephanie White

2003-04

25-6 • 14-2 Big 12 • Final AP Rank (8)
Big 12 Regular Season Co-Champions
NCAA Tournament • Second Round

**2003-04 ROSTER**

No.	Name	Pos.	Ht.	Yr.	Hometown (Previous School)
3	Nicole Ohlde	F/C	6-5	Sr.	Clay Center, Kan. (Clay Center HS)
4	Kimmery Newsom	G	5-6	Sr.	Nashville, Tenn. (Pearl-Cohn HS)
10	Laurie Koehn	G	5-8	Jr.	Hesston, Kan. (Moundridge HS)
14	Claire Coggins	G/F	5-11	Fr.	Lee's Summit, Mo. (Lee's Summit North HS)
15	Twiggy McIntyre	G	5-5	Fr.	Sapulpa, Okla. (Sapulpa HS)
22	Chelsea Domenico	G	5-6	Jr.	Thornton, Colo. (Horizon HS)
24	Naytanda Smith	F	5-11	Fr.	Enid, Okla. (Enid HS)
33	Shanda Murdoch	F	6-2	Fr.	Oklahoma City, Okla. (Westmoore HS)
34	Megan Mahoney	F/G	6-0	Jr.	Sturgis, S.D. (Sturgis Brown HS)
42	Brie Madden	F/C	6-3	Jr.	Arlington, Texas (Mansfield HS)
45	Amy Dutmer	F	6-0	Sr.	York, Neb. (York HS)
50	Jessica McFarland	C	6-2	So.	Derby, Kan. (Derby HS)
53	Kendra Wecker	F	5-11	Jr.	Marysville, Kan. (Marysville HS)

Head Coach: Deb Patterson
Associate Head Coach: Kamie Ethridge
Assistant Coaches: Kristin Becker and Sue Serafini

2001-02

26-8 • 11-5 Big 12 • Final AP Rank (11)
Big 12 Tournament Semifinals
NCAA Tournament • Sweet Sixteen

**2001-02 ROSTER**

No.	Name	Pos.	Ht.	Yr.	Hometown (Previous School)
00	Andrea Armstrong	F/C	6-2	So.	Lakeside, Ore. (North Bend HS)
3	Nicole Ohlde	F/C	6-4	So.	Clay Center, Kan. (Clay Center HS)
4	Kimmery Newsom	G	5-6	So.	Nashville, Tenn. (Pearl-Cohn HS)
10	Laurie Koehn	G	5-8	Fr.	Hesston, Kan. (Moundridge HS)
11	Shalondra Booker	G	5-4	Sr.	Detroit, Mich. (Coffeyville CC)
12	Kristin Rethman	G/F	5-9	Sr.	Corning, Kan. (Centralia HS)
21	Kari Hanson	G	5-8	Fr.	Bismarck, N.D. (Mandan HS)
22	Chelsea Domenico	G	5-6	Fr.	Thornton, Colo. (Horizon HS)
34	Megan Mahoney	F/G	6-0	Fr.	Sturgis, S.D. (Sturgis Brown HS)
35	Danielle Hutton	F	6-3	Jr.	Overland Park, Kan. (Shawnee Mission West HS)
42	Brie Madden	F/C	6-3	Sr.	Arlington, Texas (Mansfield HS)
45	Amy Dutmer	F	6-0	So.	York, Neb. (York HS)
53	Kendra Wecker	F	5-11	Fr.	Marysville, Kan. (Marysville HS)

Head Coach: Deb Patterson
Associate Head Coach: Kamie Ethridge
Assistant Coaches: Kristin Becker and Sue Serafini

2002-03

29-5 • 14-2 Big 12 • Final AP Rank (8)
Big 12 Tournament Semifinals
NCAA Tournament • Second Round

**2002-03 ROSTER**

No.	Name	Pos.	Ht.	Yr.	Hometown (Previous School)
3	Nicole Ohlde	F/C	6-4	Jr.	Clay Center, Kan. (Clay Center HS)
4	Kimmery Newsom	G	5-6	Jr.	Nashville, Tenn. (Pearl-Cohn HS)
10	Laurie Koehn	G	5-8	So.	Hesston, Kan. (Moundridge HS)
22	Chelsea Domenico	G	5-6	So.	Thornton, Colo. (Horizon HS)
34	Megan Mahoney	F/G	6-0	So.	Sturgis, S.D. (Sturgis Brown HS)
42	Brie Madden	F/C	6-3	So.	Arlington, Texas (Mansfield HS)
45	Amy Dutmer	F	6-0	Jr.	York, Neb. (York HS)
50	Jessica McFarland	C	6-2	Fr.	Derby, Kan. (Derby HS)
53	Kendra Wecker	F	5-11	So.	Marysville, Kan. (Marysville HS)

Head Coach: Deb Patterson
Associate Head Coach: Kamie Ethridge
Assistant Coaches: Kristin Becker and Sue Serafini

1996-97

19-12 • 9-7 Big 12 • Final AP Rank (N/A)
Big 12 Championship Game
NCAA Tournament • First Round

**1996-97 ROSTER**

No.	Name	Pos.	Ht.	Yr.	Hometown (Previous School)
4	Brit Jacobson	G	5-7	Jr.	Chugiak, Alaska (Chugiak HS)
13	Amy Short	G	5-5	Jr.	Goodland, Kan. (Goodland HS)
14	Kjersten Larson	G	5-8	Sr.	Maple Grove, Minn. (Osseo Senior HS)
23	Jenny Coalsen	G/F	5-11	So.	Ellicott, Colo. (Ellicott HS)
25	Missy Decker	G/F	5-10	Sr.	Rochester, Minn. (Lourdes HS)
33	Sara Munson	G/F	5-11	So.	Junction City, Kan. (Junction City HS)
34	Andria Jones	F	6-1	Sr.	Radnor, Ohio (Buckeye Valley HS)
41	Sunny Jacobson	G	5-10	Fr.	Chugiak, Alaska (Chugiak HS)
42	Kayla Hester	C	6-0	Sr.	Beaver, Okla. (Beaver HS)
44	Angie Finkes	C	6-1	Fr.	St. Paris, Ohio (Kenton Ridge HS)
45	Nicky Ramage	F	6-1	Fr.	Little River, Kan. (Little River HS)

Head Coach: Deb Patterson
Associate Head Coach: Kamie Ethridge
Assistant Coaches: Bridgett Bonds Williams and Sue Serafini

1986-87

22-9 • 9-5 Big Eight • Final AP Rank (N/A)
 Big Eight Regular Season Champions
 NCAA Tournament • First Round


1986-87 ROSTER

No.	Name	Pos.	Ht.	Yr.	Hometown (Previous School)
11	Susan Green	G	5-8	Sr.	Anthony, Kan. (Anthony HS)
13	Rita Matteucci	F	5-11	Fr.	Albuquerque, N.M. (St. Pius HS)
14	Carol Smith	G	5-7	Fr.	Detroit, Mich. (Murray-Wright HS)
15	Janet Madsen	G/F	5-9	Fr.	Elk River, Minn. (Elk River HS)
20	Elyse Funk	G	5-5	Fr.	Newton, Kan. (Newton HS)
21	Theza Fitzpatrick	G	5-4	Sr.	St. Louis, Mo. (Bishop DuBourg HS)
22	Tracey Bleczinski	F	5-8	So.	Shawnee Mission, Kan. (Bishop Miege HS)
23	Carlisa Thomas	G	5-10	Sr.	Jacksonville, Fla. (Ribault HS)
32	Sue Leiding	C	6-2	Sr.	Tulsa, Okla. (Union HS)
40	Leann Kuebelbeck	G	5-7	Jr.	Tonganoxie, Kan. (Tonganoxie HS)
45	Amy Davidson	G/F	5-9	Fr.	Edina, Minn. (St. Louis Park HS)
52	Stephanie Lane	C	6-4	Fr.	Wentzville, Mo. (Wentzville HS)

Head Coach:

Matilda Mossman

Assistant Coaches:

Eddie Vaughn and Terri Lasswell

1982-83

25-7 • 12-2 Big Eight • Final AP Rank (17)
 Big Eight Champions
 NCAA Tournament • Sweet 16


1982-83 ROSTER

No.	Name	Pos.	Ht.	Yr.	Hometown (Previous School)
10	Priscilla Gary	G	5-5	Sr.	Memphis, Tenn. (Hamilton HS)
11	Sharon Carr	G	5-9	Fr.	Chicago, Ill. (Martin Luther King HS)
12	Betsy Sloan	G	5-4	Sr.	Salina, Kan. (South HS)
13	Cassandra Jones	G	5-7	Fr.	Ft. Lauderdale, Fla. (Stranahan HS)
14	Sheronda Jenkins	G	5-8	Fr.	Nashville, Tenn. (Gen Cliff HS)
21	Kim Price	F	6-1	Sr.	Hutchinson, Kan. (Hutchinson HS)
24	Barbara Gilmore	F	5-10	Jr.	East St. Louis, Mo. (Lincoln HS)
23	Sally Boley	G	5-6	So.	Harveyville, Kan. (Mission Valley HS)
24	Tina Dixon	C	6-3	Fr.	Kansas City, Mo. (Paseo HS)
25	Jennifer Jones	F	6-1	Fr.	Chicago, Ill. (Marshall HS)
32	Becky Dobbins	G/F	6-1	Jr.	Humboldt, Kan. (Humboldt HS)
33	Cindy Durham	C	6-0	Fr.	Independence, Mo. (Truman HS)
35	Angie Bonner	C	6-1	So.	St. Louis, Mo. (Southwest HS)
40	Karen Franklin	G/F	5-11	Fr.	Sapulpa, Okla. (Sapulpa HS)

Head Coach:

Lynn Hickey

Assistant Coaches:

Sally Anthony and Eileen Feeney

1983-84

25-6 • 12-2 Big Eight • Final AP Rank (7)
 Big Eight Regular Season and Tour. Champions
 NCAA Tournament • Sweet Sixteen


1983-84 ROSTER

No.	Name	Pos.	Ht.	Yr.	Hometown (Previous School)
11	Susan Green	G	5-8	Fr.	Anthony, Kan. (Anthony HS)
14	Sheronda Jenkins	G	5-8	So.	Nashville, Tenn. (Glen Cliff HS)
13	Cassandra Jones	G	5-7	So.	Ft. Lauderdale, Fla. (Stranahan HS)
21	Danna Harrington	G	5-7	Fr.	Emporia, Kan. (Emporia HS)
22	Jennifer Jones	F	6-1	So.	Chicago, Ill. (Marshall HS)
23	Carlisa Thomas	G	5-10	Fr.	Jacksonville, Fla. (Ribault HS)
24	Tina Dixon	C	6-3	So.	Kansas City, Mo. (Paseo HS)
24	Barbara Gilmore	F	5-10	Sr.	East St. Louis, Mo. (Lincoln HS)
32	Sue Leiding	C	6-2	Fr.	Tulsa, Okla. (Union HS)
34	Angie Bonner	C	6-1	Jr.	St. Louis, Mo. (Southwest HS)
33	Cindy Durham	C	6-0	So.	Independence, Mo. (Truman HS)
40	Karen Franklin	G/F	5-11	So.	Sapulpa, Okla. (Sapulpa HS)

Head Coach:

Lynn Hickey

Assistant Coaches:

Sally Anthony and Eileen Feeney

1981-82

26-6 • 15-1 Big Eight • Final AP Rank (14)
 Big Eight Champions
 NCAA Tournament • Elite Eight


1981-82 ROSTER

No.	Name	Pos.	Ht.	Yr.	Hometown (Previous School)
10	Priscilla Gary	G	5-5	Jr.	Memphis, Tenn. (Hamilton HS)
12	Betsy Sloan	G	5-4	Jr.	Salina, Kan. (South HS)
14	Shelley Woodard	G/F	5-10	Fr.	Maize, Kan. (Maize HS)
21	Kim Price	F	6-1	Sr.	Hutchinson, Kan. (Hutchinson HS)
22	Jenne Daniels	G/F	5-8	Sr.	Valley Center, Kan. (Valley Center HS)
23	Dee Weinreis	C/F	6-2	Sr.	Minnetonka, Minn. (Hopkins-Eisenhower HS)
24	Barbara Gilmore	F	5-10	So.	East St. Louis, Mo. (Lincoln HS)
25	Marilee Drouhard	F	5-10	Fr.	Danville, Kan. (Chaparral HS)
31	Jean Roise	G	5-7	Sr.	Berthod, N.D. (Berthod HS)
32	Becky Dobbins	G/F	6-1	So.	Humboldt, Kan. (Humboldt HS)
33	Tammie Romstad	C	6-2	Sr.	Independence, Mo. (Truman HS)
34	Shelly Hughes	F	6-1	Sr.	Williston, N.D. (Williston HS)
35	Angie Bonner	C	6-1	Fr.	St. Louis, Mo. (Southwest HS)
40	Karen Franklin	G/F	5-11	Fr.	Sapulpa, Okla. (Sapulpa HS)
43	Erin Schreiber	F	6-0	So.	Jenks, Okla. (Jenks HS)

Head Coach:

Lynn Hickey

Assistant Coaches:

Sally Anthony and Eileen Feeney

NCAA FIRST ROUND - MANHATTAN, KAN.
MARCH 13, 1982
(4) KANSAS ST. 78, (5) STEPHEN F. AUSTIN 75


Stephen F. Austin

NAME	FG	FT	RB	PF	TP	A	TO	BLK	S	MIN
T. Mayo	f 10-23	2-2	7	2	22	2	2	1	1	39
K. Rodman	f 5-14	2-3	10	3	12	3	2	0	2	39
S. Johnson	c 7-10	2-4	9	4	16	2	1	4	1	37
P. Crawford	g 3-6	0-0	1	5	6	1	0	0	0	10
R. Polk	g 5-16	5-7	2	5	15	9	1	0	2	34
P. Redo	0-5	0-0	2	2	0	3	2	0	3	26
S. Halamicek	1-1	0-0	1	2	2	0	0	0	0	6
B. Branch	1-6	0-0	5	0	2	0	0	0	1	9
TEAM			5							
Totals	32-81	11-16	42	23	75	20	8	5	10	200

FG% 1st Half: 18-35 (.514) FT% 1st Half: 6-10 (.600)

FG% 2nd Half: 14-46(.304) FT% 2nd Half: 5-6 (.833)

Game: 32-81 (.395)

Game: 11-16 (.688)

Kansas State

NAME	FG	FT	RB	PF	TP	A	TO	BLK	S	MIN
S. Hughes	f 3-5	1-5	10	3	7	2	3	0	0	35
B. Gilmore	f 5-9	1-1	5	5	11	2	3	0	0	27
T. Romstad	c 10-17	2-4	15	2	22	1	1	0	2	40
P. Gary	g 10-19	4-7	4	3	24	2	7	1	1	38
B. Soan	g 2-5	0-2	3	3	4	8	3	0	2	29
A. Bonner	2-5	4-10	6	0	8	0	0	0	0	15
E. Schreiber	0-0	0-0	0	2	0	0	0	0	0	2
J. Roise	0-1	2-2	5	2	2	2	2	0	0	14
TEAM			1							
Totals	32-61	14-31	49	20	78	17	19	1	5	200

FG% 1st Half: 15-34 (.441) FT% 1st Half: 5-16 (.312)

FG% 2nd Half: 17-27 (.630) FT% 2nd Half: 9-15 (.600)

Game: 32-61 (.525)

Game: 14-31 (.452)

Halftime Score: Stephen F. Austin 42, Kansas State 35; **Deadball Rebounds:** Kansas State 9, Stephen F. Austin 0; **Fouled Out:** Crawford, Polk, Gilmore; **Technical Fouls:** None; **Attendance:** 3,200; **Officials:** Skip Gill and Henry Provencio.

NCAA SWEET SIXTEEN - RALEIGH, N.C.
MARCH 18, 1982
(4) KANSAS STATE 76, (1) OLD DOMINION 67


Kansas State

NAME	FG	FT	RB	PF	TP	A	TO	BLK	S	MIN
B. Gilmore	f 3-9	2-2	4	4	8	1	2	0	0	20
S. Hughes	f 3-7	0-0	3	1	6	0	1	0	0	24
T. Romstad	c 3-4	9-10	4	4	15	1	1	0	0	31
P. Gary	g 6-11	6-6	4	3	18	3	2	1	3	36
B. Sloan	g 2-6	0-0	5	0	4	6	4	0	1	34
E. Schreiber	2-4	0-0	1	1	4	1	1	0	0	8
J. Roise	4-9	2-3	4	1	10	2	1	0	1	27
A. Bonner	0-3	11-13	7	0	11	0	3	0	0	18
D. Weinreis	0-0	0-0	1	1	0	0	0	0	0	2
TEAM			3							
Totals	23-53	30-34	36	15	76	14	15	2	5	200

FG% 1st Half: 12-31 (.387) FT% 1st Half: 12-13 (.923)

FG% 2nd Half: 11-22 (.500) FT% 2nd Half: 18-21 (.857)

Game: 23-53 (.434)

Game: 30-34 (.882)

Old Dominion

NAME	FG	FT	RB	PF	TP	A	TO	BLK	S	MIN
J. Davis	f 8-16	1-5	6	5	17	0	2	0	1	29
J. Karvonen	f 4-6	0-0	1	0	8	0	1	0	0	20
A. Donovan	c 8-12	0-1	15	5	16	3	5	2	1	38
H. Malone	g 2-10	2-2	1	5	6	2	0	0	0	17
S. Woolston	g 2-3	0-0	1	3	4	6	2	0	0	24
D. Landolfi	2-10	0-1	1	4	4	0	1	0	0	25
L. Blais	0-2	0-0	1	0	0	3	2	0	2	18
B. Wilkerson	5-9	2-2	5	3	12	4	1	0	1	26
A. Jenkins	0-0	0-0	0	0	0	0	0	0	0	3
TEAM			3							
Totals	31-68	5-11	34	25	67	18	14	2	5	200

FG% 1st Half: 13-31 (.419) FT% 1st Half: 5-9 (.556)

FG% 2nd Half: 18-37 (.486) FT% 2nd Half: 0-2 (.000)

Game: 31-68 (.456)

Game: 5-11 (.455)

Halftime Score: Kansas State 36, Old Dominion 31; **Deadball Rebounds:** Kansas State 5, Old Dominion 2; **Fouled Out:** Davis, Donovan, Malone; **Technical Fouls:** None; **Attendance:** 1,048; **Officials:** Virginia Belson and Bobby Hunston.

NCAA FIRST ROUND - MANHATTAN, KAN.
MARCH 19, 1983
(3) KANSAS STATE 91, (6) ILLINOIS STATE 72


Illinois State

NAME	FG	FT	RB	PF	TP	A	TO	BLK	S	MIN
D. Smith	f 7-15	6-6	6	1	20	1	0	0	2	40
C. Boswell	f 13-22	0-0	9	3	26	4	5	0	1	38
D. Benak	c 1-4	4-6	6	3	6	0	4	0	0	24
J. Bowers	g 4-6	0-0	1	2	8	0	2	0	1	27
C. Beesley	g 1-5	0-0	0	1	2	0	4	0	0	24
T. Turner	0-2	2-2	2	0	2	0	1	0	0	12
M. Maupin	2-5	0-1	4	3	4	0	1	0	1	19
S. Anderson	2-5	0-0	1	1	4	3	0	0	1	16
TEAM			3							
Totals	30-64	12-15	32	14	72	8	17	0	6	200

FG% 1st Half: 10-28 (.357) FT% 1st Half: 5-6 (.833)

FG% 2nd Half: 20-36 (.555) FT% 2nd Half: 7-9 (.778)

Game: 30-64 (.469)

Game: 12-15 (.800)

Kansas State

NAME	FG	FT	RB	PF	TP	A	TO	BLK	S	MIN
B. Gilmore	f 3-9	1-1	3	4	7	4	2	0	1	25
A. Bonner	f 8-10	11-11	5	3	27	2	2	0	2	30
T. Dixon	c 5-9	0-0	6	4	10	0	3	1	1	28
P. Gary	g 4-8	0-0	0	0	8	1	1	0	0	17
C. Jones	g 5-9	1-1	3	0	11	3	2	0	0	25
K. Price	1-3	0-0	3	3	2	0	1	0	0	10
S. Jenkins	7-7	0-0	4	2	14	1	2	0	2	20
K. Franklin	0-0	0-0	0	1	0	1	1	0	0	7
J. Jones	5-5	0-0	3	0	10	0	1	0	1	14
B. Sloan	1-1	0-0	0	0	2	7	1	0	0	17
C. Durham	0-1	0-0	0	0	0	0	0	0	1	7
TEAM			2							
Totals	39-62	13-14	29	17	91	19	16	1	8	200

FG% 1st Half: 16-27 (.593) FT% 1st Half: 13-14 (.929)

FG% 2nd Half: 23-35 (.657) FT% 2nd Half: 0-0 (.000)

Game: 39-62 (.629)

Game: 13-14 (.929)

Halftime Score: Kansas State 45, Illinois State 25; **Deadball Rebounds:** Kansas State 0, Illinois State 0; **Fouled Out:** None; **Technical Fouls:** None; **Attendance:** 1,540; **Officials:** Terry Eaton, Steve Carson, Mike Benson

NCAA SWEET SIXTEEN - RUSTON, LA.
MARCH 25, 1983
(2) TEXAS 73, (3) KANSAS STATE 70 (OT)


Kansas State

NAME		FG	FT	RB	PF	TP	A	TO	BLK	S	MIN
B. Gilmore	f	1-7	0-0	7	2	2	3	4	0	1	20
T. Dixon	f	6-10	0-0	7	2	12	1	1	2	1	37
A. Bonner	c	6-8	6-6	13	5	18	1	3	0	2	39
C. Jones	g	3-9	4-4	6	3	10	3	8	0	4	33
P. Gary	g	9-17	0-2	3	4	18	3	6	2	2	39
K. Price		0-0	0-0	0	0	0	0	0	0	0	3
S. Jenkins		1-2	0-0	0	4	2	0	4	0	0	8
B. Sloan		0-0	1-2	1	1	1	1	5	0	2	23
J. Jones		2-4	3-5	2	1	7	2	2	1	3	15
K. Franklin		0-3	0-0	1	0	0	0	1	0	0	8
TEAM				4							
Totals		28-60	14-19	44	22	70	14	34	5	15	225

FG% 1st Half: 10-28 (.357) FT% 1st Half: 5-7 (.714)

FG% 2nd Half: 18-32 (.563) FT% 2nd Half: 9-12 (.750)

Game: 28-60 (.467)

Game: 14-19 (.736)

Texas

NAME	FG	FT	RB	PF	TP	A	TO	BLK	S	MIN
S. Hauglum	f 2-5	0-0	2	0	4	1	1	0	0	22
J. Williams	f 0-2	0-0	3	5	0	0	0	0	3	16
A. Smith	c 7-22	7-12	11	2	21	1	7	1	7	45
E. Whaley	g 4-7	0-1	1	2	8	4	4	0	5	39
T. Mackey	g 6-18	4-5	4	2	16	7	2	0	4	43
F. Harris	2-6	0-0	4	2	4	0	2	0	0	10
K. Ethridge	2-3	5-7	2	2	9	3	4	0	3	22
C. Hartman	4-6	3-7	3	4	11	2	4	1	1	25
S. Bollin	0-0	0-0	0	0	0	0	1	0	0	2
C. Priddy	0-0	0-0	0	0	0	0	0	0	0	1
TEAM			4							
Totals	27-69	19-32	34	19	73	18	25	2	23	225

FG% 1st Half: 11-27 (.407) FT% 1st Half: 9-14 (.643)

FG% 2nd Half: 16-42 (.381) FT% 2nd Half: 10-18 (.556)

Game: 27-69 (.391)

Game: 19-32 (.594)

Halftime Score: Texas 31, Kansas State 25; **Deadball Rebounds:** Kansas State 5, Texas 9; **Fouled Out:** Williams; **Technical Fouls:** None; **Attendance:** 4,500; **Officials:** Peter Stewart, Rob Carlson, David Lewis.

NCAA ELITE EIGHT - RALEIGH, N.C.
MARCH 20, 1982
(2) CHEYNEY STATE 93, (4) KANSAS STATE 71


Cheyney State

NAME		FG	FT	RB	PF	TP	A	TO	BLK	S	MIN
D. Walker	f	6-12	2-2	6	4	14	0	0	0	1	29
V. Walker	f	10-19	4-6	9	3	24	3	1	4	9	35
S. Taylor	c	4-6	0-0	4	4	8	0	1	2	0	25
R. Gultford	g	9-16	0-0	5	1	18	7	1	0	2	35
Y. Laney	g	12-20	2-2	7	3	26	9	9	0	2	38
A. Strong		0-0	0-0	2	4	0	0	0	1	0	5
K. Draughn		0-0	1-2	2	1	1	2	0	0	0	8
S. Giddins		0-1	0-0	1	1	0	1	2	0	0	8
F. Wilds		1-3	0-2	2	3	2	0	0	0	0	7
E. Dabney		0-0	0-0	0	0	0	1	0	0	0	8
P. Bigelow		0-0	0-0	0	0	0	0	0	0	0	2
TEAM				2							
Totals		42-77	9-14	40	24	93	23	14	7	5	200

NCAA FIRST ROUND - EVANSTON, ILL. MARCH 11, 1987 (8) NORTHWESTERN 62, (9) KANSAS ST. 61 (OT)



Kansas State

NAME	FG	FT	RB	PF	TP	A	TO	BLK	S	MIN
C. Thomas	f 4-11	0-2	9	5	8	6	3	1	4	32
T. Blecinski	f 2-7	1-3	8	2	5	0	1	0	2	41
S. Leiding	c 2-10	6-6	4	1	10	1	4	1	0	40
S. Green	g 9-18	5-6	2	4	23	2	3	0	1	42
T. Fitzpatrick	g 4-8	1-4	6	1	9	0	2	0	0	37
S. Lane	1-2	0-0	0	1	2	0	0	0	0	5
J. Madsen	1-3	0-0	0	5	2	1	0	0	0	11
E. Funk	0-0	2-2	0	0	2	0	1	0	0	11
A. Davidson	0-2	0-0	1	1	0	0	2	0	0	6
TEAM			7							
Totals	23-61	15-23	37	20	51	9	16	2	7	225

FG% 1st Half:	9-27	.333	FT% 1st Half:	4-9	.444
FG% 2nd Half:	13-28	.464	FT% 2nd Half:	9-10	.900
Game:	23-61	.377	Game:	15-23	.652

Northwestern

NAME	FG	FT	RB	PF	TP	A	TO	BLK	S	MIN
S. Chambers	f 5-7	0-0	1	3	10	0	1	1	2	18
J. Banathy	f 5-10	5-6	9	3	15	3	3	0	0	35
K. Byrne	c 1-4	2-4	8	2	4	0	2	1	0	39
A. McNamee	g 7-15	0-0	3	2	14	5	6	1	2	45
J. Palombo	g 3-8	1-4	0	3	7	7	4	0	2	38
K. Cole	0-0	1-2	0	2	1	2	2	0	0	7
L. Arnold	3-7	3-5	9	3	9	5	1	2	2	37
V. Anderson	0-1	2-2	2	0	2	1	0	0	0	6
TEAM			5							
Totals	24-52	14-23	37	18	62	23	19	5	8	225

FG% 1st Half:	13-27	.481	FT% 1st Half:	6-8	.750
FG% 2nd Half:	11-21	.524	FT% 2nd Half:	3-7	.429
Game:	24-52	.462	Game:	14-23	.609

Halftime Score: Northwestern 32, Kansas State 22; Deadball Rebounds: Kansas State 4, Northwestern 5; Fouled Out: Thomas Madsen; Technical Fouls: None; Attendance: 1,004; Officials: Bill Stokes, June Courteau.

NCAA FIRST ROUND - TUSCALOOSA ALA. MARCH 14, 1997 (7) ST. JOSEPH'S 70, (10) KANSAS STATE 52



Kansas State

NAME	FG	FT	RB	PF	TP	A	TO	BLK	S	MIN
A. Jones	f 10-18	3-4	4	1	24	2	3	1	2	40
N. Ramage	f 2-3	0-0	1	1	4	1	3	0	0	15
K. Hester	c 0-4	0-0	3	1	0	1	1	1	1	14
B. Jacobson	g 3-6	1-2	4	2	7	2	5	0	3	24
M. Decker	g 1-4	0-0	4	3	3	1	3	0	0	34
J. Coalson	1-5	0-0	4	3	3	1	3	0	0	34
A. Finkes	6-9	0-0	3	4	12	0	0	0	0	26
K. Larson	0-0	0-0	0	0	0	0	1	0	0	20
S. Munson	0-1	0-1	1	0	0	0	0	0	0	2
TEAM			5							
Totals	23-50	4-7	29	13	52	9	18	2	6	200

FG% 1st Half:	9-27	.609	FT% 1st Half:	1-2	.500
FG% 2nd Half:	14-23	.609	FT% 2nd Half:	3-5	.600
Game:	23-50	.460	Game:	4-7	.571

St. Joseph's

NAME	FG	FT	RB	PF	TP	A	TO	BLK	S	MIN
M. Compain	f 10-16	0-0	2	0	24	5	0	0	2	34
M. Costello	f 2-3	3-4	5	3	7	1	2	0	1	33
J. Lichnerova	c 3-4	0-0	5	1	6	1	4	0	3	22
N. Jones	g 1-2	2-2	2	3	4	2	2	0	0	38
A. Facer	g 5-17	2-2	5	1	15	2	1	1	3	38
M. Coursey	4-8	2-2	1	1	13	0	1	0	0	23
J. Greenwell	0-0	0-0	2	2	0	0	1	0	0	8
B. Kuklova	0-0	0-0	0	0	0	0	0	0	0	1
K. Schmidt	0-0	0-0	0	0	0	0	0	0	0	1
K. Stoll	0-0	0-0	0	0	0	0	0	0	0	1
J. Alison Watts	0-0	0-0	0	0	0	0	0	0	0	1
TEAM			2			1				
Totals	25-50	10-12	25	11	70	11	12	1	9	200

FG% 1st Half:	12-26	.462	FT% 1st Half:	1-2	.500
FG% 2nd Half:	13-24	.542	FT% 2nd Half:	9-10	.900
Game:	25-50	.500	Game:	10-12	.833

Halftime Score: Kansas State 30, St. Joseph's 28; Deadball Rebounds: Kansas State 2, St. Joseph's 1; Fouled Out: None; Technical Fouls: None; Attendance: 2,314; Officials: Ralph Pickett, Joe Cunningham, Angela Lewis.

NCAA FIRST ROUND - MANHATTAN, KAN. MARCH 15, 2002 (3) KANSAS STATE 93, (14) KENT STATE 65



Kent State (20-11)

No. N A M E	FG	3FG	FT	RB	PF	TP	A	MIN
30 J. Rubis	f 2-6	1-2	0-0	1-1-2	3	5	3	28
42 A. Csaszar	c 8-12	0-0	9-13	1-3-4	1	25	0	38
03 K. Miller	g 2-8	1-3	2-2	0-3-3	3	7	4	36
10 C. Shibata	g 0-0	0-0	0-0	0-0-0	3	0	0	14
31 V. Zona	g 3-10	3-6	2-2	0-4-4	2	11	5	33
11 L. Krezecowski	0-0	0-0	0-0	0-0-0	0	0	1	2
21 M. O'Hara	0-0	0-0	0-0	0-1-1	0	0	2	10
32 A. Clark	1-2	0-0	2-2	1-2-3	1	4	1	9
33 K. Kollat	4-6	0-0	5-6	0-7-7	1	13	2	30
TEAM			1-1-2					
TOTALS	20-44	5-11	20-25	4-22-26	14	65	18	200

Field Goals	1st Half	2nd Half	Game
Three-Point FG	47.4	44.0	45.5
Free Throws	50.0	40.0	45.5
Deadball Rebounds	72.7	85.7	80.0
	4	0	4

Kansas State (25-7)

No. N A M E	FG	3FG	FT	RB	PF	TP	A	MIN
34 M. Mahoney	f 1-4	1-1	0-0	2-1-3	2	3	8	20
53 K. Wecker	f 9-14	1-2	3-4	0-1-1	2	22	4	27
03 N. Ohlde	c 9-11	0-0	4-4	2-3-5	1	22	3	19
10 L. Koehn	g 10-17	5-10	2-2	0-2-2	2	27	1	28
12 K. Rethman	g 1-3	1-3	0-0	0-2-2	3	3	4	28
00 A. Armstrong	1-6	0-1	0-0	1-2-3	3	2	1	13
04 K. Newsom	0-1	0-0	0-0	0-2-2	0	0	1	5
11 S. Booker	2-3	0-1	0-0	0-0-0	1	4	2	11
21 K. Hanson	0-2	0-2	2-2	0-0-0	0	2	1	10
22 C. Domenico	1-2	0-1	0-0	0-1-1	2	2	3	18
42 B. Madden	2-2	0-0	0-0	1-3-4	4	4	1	10
45 A. Dutmer	1-3	0-0	0-0	1-1-2	2	2	0	11
TEAM			2-3-5					
TOTALS	37-68	8-21	11-12	9-21-30	22	93	29	200

Field Goals	1st Half	2nd Half	Game
Three-Point FG	59.4	50.0	54.4
Free Throws	46.2	25.0	38.1
Deadball Rebounds	80.0	100.0	91.7
	1	0	1

Halftime Score: Kansas State 48, Kent State 29; Turnovers: Kansas State 11 (Newsom 2, Wecker 2), Kent State 21 (Zona 8); Blocks: Kansas State 2 (Madden 1, Wecker 1), Kent State 1 (Clark); Steals: Kansas State 10 (Mahoney 3), Kent State 4 (Csaszar 2); Fouled Out: None; Technical Fouls: none; Attendance: 10,573; Officials: Bill Titus, Kathy Lynch, Janice Aliberti.

NCAA SECOND ROUND - MANHATTAN, KAN. MARCH 17, 2002 (3) KANSAS STATE 82, (6) ARKANSAS 68



Arkansas (20-12)

No. N A M E	FG	3FG	FT	RB	PF	TP	A	MIN
12 K. Beard	f 0-0	0-0	2-4	3-4-7	4	2	0	12
20 S. Christon	f 9-24	0-4	1-2	6-2-8	3	19	0	40
03 A. Wright	g 3-5	1-1	7-10	0-1-1	1	14	9	40
21 I. Lewis	g 5-17	3-13	2-2	1-2-3	5	15	2	38
22 D. Cherry	g 4-10	0-0	0-0	1-3-4	4	8	3	31
35 S. Haromon	0-1	0-1	0-0	0-0-0	1	0	0	7
44 L. Harper	2-4	0-0	0-1	0-0-2	2	4	1	12
45 K. Nesby	3-7	0-0	0-2	0-3-4	4	6	0	18
52 J. Oakley	0-0	0-0	0-0	0-0-0	0	0	0	2
TEAM			2-1-3					
TOTALS	26-68	4-19	12-21	13-16-29	24	68	15	200

Field Goals	1st Half	2nd Half	Game
Three-Point FG	46.9	30.6	38.2
Free Throws	33.3	00.0	21.1
Deadball Rebounds	61.5	50.0	57.1
	5	2	7

Kansas State (26-7)

No. N A M E	FG	3FG	FT	RB	PF	TP	A	MIN
34 M. Mahoney	f 2-6	1-2	5-7	2-9-11	2	10	3	40
53 K. Wecker	f 4-7	2-3	2-3	0-4-4	4	12	1	19
03 N. Ohlde	c 4-7	0-0	11-14	2-9-11	1	19	3	38
10 L. Koehn	g 8-15	2-5	7-7	0-3-3	3	25	4	40
12 K. Rethman	g 3-7	2-5	2-2	0-6-6	2	10	2	40
42 B. Madden	3-3	0-0	0-0	0-0-0	5	6	1	18
45 A. Dutmer	0-0	0-0	0-0	2-1-3	0	0	0	5
TEAM			0-1-1					
TOTALS	24-45	7-15	27-33	6-33-39	17	82	14	200

Field Goals	1st Half	2nd Half	Game
Three-Point FG	66.7	38.1	53.3
Free Throws	50.0	40.0	46.7
Deadball Rebounds	77.8	83.3	81.8
	3	0	3

Halftime Score: Kansas State 44, Arkansas 42; Turnovers: Kansas State 19 (Mahoney 5, Koehn 5), Arkansas 7 (Christon 2); Blocks: Kansas State 4 (Madden 2), Arkansas 3 (Beard, Christon, Nesby); Steals: Kansas State 3 (Mahoney 2), Arkansas 12 (Christon 3, Wright 3); Fouled Out: Lewis, Madden; Technical Fouls: None; Attendance: 11,786; Officials: Bill Titus, Bonita Spence, Kathy Lynch.

NCAA SWEET SIXTEEN - MILWAUKEE, WIS. MARCH 23, 2002 (5) OLD DOMINION 88, (3) KANSAS STATE 62



Old Dominion (28-5)

No.	N A M E		FG	3FG	FT	RB	PF	TP	A	MIN
23	M. Coker	f	8-8	0-0	0-0	3-4-7	2	16	3	30
44	L. Berthieu	f	13-18	0-0	4-8	4-4-8	3	30	2	27
55	T. Thompson	c	1-3	0-1	0-0	0-1-1	0	2	8	31
03	S. Francis	g	5-8	2-4	0-0	0-0-0	1	12	4	28
25	H. Maiga	g	6-9	0-0	0-0	2-4-6	2	12	3	29
04	M. Spence		2-3	2-3	0-0	0-0-0	0	6	1	6
05	O. Howard		2-6	0-1	4-6	0-3-3	1	8	1	19
24	S. Grant		1-2	0-0	0-0	0-0-0	1	2	3	14
34	S. Charles		0-0	0-0	0-0	0-0-0	0	0	0	1
40	K. Giddens		0-1	0-0	0-0	0-0-0	3	0	0	15
	TEAM					1-0-1				
TOTALS			28-58	4-9	8-14	10-16-26	12-88	25	200	

NCAA SECOND ROUND - MANHATTAN, KAN.
MARCH 25, 2003
(11) NOTRE DAME 59, (3) KANSAS STATE 53

Notre Dame (21-10)

No.	N A M E	FG	3FG	FT	RB	PF	TP	A	MIN
21	J. Batteast	f 1-10	0-1	0-0	1-4-5	4	2	3	30
41	C. LaVere	f 5-16	0-1	4-5	6-2-8	3	14	0	32
12	T. Borton	c 2-3	0-0	0-0	2-4-6	0	4	0	32
04	L. Severe	g 6-11	0-0	5-6	1-7-8	3	17	4	40
22	A. Ratay	g 3-13	3-6	3-4	0-7-7	0	12	2	39
13	M. Duffy	2-3	2-3	4-4	0-5-5	1	10	1	25
33	K. Flecky	0-0	0-0	0-0	0-0-0	2	0	0	2
TEAM		3-0-3							
TOTALS		19-56	5-11	16-19	13-29-42	13	59	10	200

Field Goals	38.7	28.0	33.9
Three-Point FG	42.9	50.0	45.5
Free Throws	100.0	83.3	84.2
Deadball Rebounds	1	1	2

Kansas State (29-5)

No.	N A M E	FG	3FG	FT	RB	PF	TP	A	MIN
34	M. Mahoney	f 2-8	0-4	1-2	3-4-7	4	5	5	40
53	K. Wecker	f 4-15	2-6	0-0	0-7-7	4	10	4	38
03	N. Ohlde	c 6-10	0-0	3-4	3-8-11	3	15	3	40
10	L. Koehn	g 7-19	7-17	2-2	0-2-2	0	23	0	38
22	C. Domenico	g 0-2	0-0	0-0	1-4-5	3	0	2	37
42	B. Madden	0-1	0-0	0-1	1-0-1	2	0	1	4
45	A. Dutmer	0-2	0-1	0-0	0-0-0	0	0	0	3
TEAM		3-0-3							
TOTALS		19-57	9-30	6-9	11-25-36	16	53	15	200

Field Goals	41.4	25.0	33.3
Three-Point FG	35.7	25.0	30.0
Free Throws	100.0	57.1	66.7
Deadball Rebounds	0	1	1

Halftime Score: Kansas State 31, Notre Dame 28; Turnovers: Kansas State 14 (Wecker 5), Notre Dame 13 (Severe 6); Blocks: Kansas State 3 (Ohlde 2), Notre Dame 4 (Batteast 2); Steals: Kansas State 6 (Wecker 3), Notre Dame 8 (Borton 2, Severe 2, Ratay 2); Fouled Out: None; Technical Fouls: None; Attendance: 11,534; Officials: Wesley Dean, Joe Cunningham, Kim Watt.

NCAA FIRST ROUND - MINNEAPOLIS, MINN.
MARCH 21, 2004
(2) KANSAS STATE 71, (15) VALPARAISO 63

Valparaiso (20-12)

No.	N A M E	FG	3FG	FT	RB	PF	TP	A	MIN
21	J. Stangler	f 3-7	0-1	4-4	3-7-10	3	10	0	37
35	T. Braun	c 1-4	0-0	2-2	1-3-4	4	4	0	18
13	K. Boone	g 2-6	0-0	1-2	0-2-2	2	5	7	37
22	S. Hammel	g 2-5	2-5	0-0	0-1-1	2	6	3	17
24	K. Knoester	g 2-8	1-2	2-3	1-0-1	0	7	1	22
03	L. Bechtold	0-0	0-0	2-2	0-0-0	0	2	0	3
10	B. Rietema	0-2	0-0	0-0	1-0-1	0	0	0	5
11	J. Gutowski	6-14	4-8	4-4	0-0-0	1	20	0	38
34	M. Baugher	2-5	0-0	5-7	1-1-2	5	9	1	23
TEAM		4-4-8							
TOTALS		18-51	7-16	20-24	11-18-29	17	63	12	200

Field Goals	37.5	33.3	35.3
Three-Point FG	44.4	42.9	43.8
Free Throws	86.7	77.8	83.3
Deadball Rebounds	1	0	1

Kansas State (25-5)

No.	N A M E	FG	3FG	FT	RB	PF	TP	A	MIN
45	A. Dutmer	f 0-5	0-4	0-0	0-0-0	2	0	2	25
53	K. Wecker	f 6-12	1-3	2-2	2-11-13	3	15	2	37
03	N. Ohlde	c 5-7	0-0	15-21	1-3-4	3	25	5	37
10	L. Koehn	g 5-8	4-7	0-0	1-3-4	1	14	3	38
34	M. Mahoney	g 4-10	0-1	3-4	3-5-8	3	11	5	31
14	C. Coggins	0-1	0-1	0-0	0-0-0	1	0	0	4
15	T. McIntyre	0-0	0-0	0-0	0-0-0	1	0	0	3
22	C. Domenico	2-2	0-0	0-0	1-0-1	2	4	2	17
42	B. Madden	1-2	0-0	0-0	0-0-0	3	2	0	8
TEAM		1-3-4							
TOTALS		23-47	5-16	20-27	9-25-34	19	71	19	200

Field Goals	57.1	42.3	48.9
Three-Point FG	33.3	28.6	31.3
Free Throws	87.5	54.5	74.1
Deadball Rebounds	4	0	4

Halftime Score: Kansas State 41, Valparaiso 35; Turnovers: Kansas State 13 (Koehn 3), Valparaiso 11 (Gutowski 4); Blocks: Kansas State 5 (Wecker 2), Valparaiso 0 (None); Steals: Kansas State 3 (Wecker 2), Valparaiso 6 (Hammel 2, Baugher 2); Fouled Out: Baugher; Technical Fouls: None; Attendance: 12,357; Officials: John Morningstar, Kathleen Lynch, Janice Alberti

NCAA SECOND ROUND - MINNEAPOLIS, MINN.
MARCH 23, 2004
(7) MINNESOTA 80, (2) KANSAS STATE 61

Kansas State (25-6)

No.	N A M E	FG	3FG	FT	RB	PF	TP	A	MIN
45	A. Dutmer	f 0-1	0-0	0-0	0-0-0	0	0	1	10
53	K. Wecker	f 4-11	0-0	0-0	2-1-3	5	8	0	22
03	N. Ohlde	c 7-16	0-0	9-12	1-5-6	4	23	4	39
10	L. Koehn	g 1-4	1-3	0-0	0-3-3	4	3	2	30
34	M. Mahoney	g 6-11	1-3	4-5	2-4-6	3	17	3	38
14	C. Coggins	0-2	0-1	0-0	0-1-1	2	0	0	11
15	T. McIntyre	2-4	1-3	1-1	0-0-0	1	6	3	19
22	C. Domenico	0-1	0-1	0-0	0-1-1	0	0	0	10
42	B. Madden	2-5	0-0	0-0	1-1-2	1	4	0	21
TEAM		2-1-3							
TOTALS		22-55	3-12	14-18	8-17-25	20	61	13	200

Field Goals	23.1	55.2	40.0
Three-Point FG	25.0	25.0	25.0
Free Throws	80.0	76.9	77.8
Deadball Rebounds	2	0	2

Minnesota (23-8)

No.	N A M E	FG	3FG	FT	RB	PF	TP	A	MIN
22	S. Bolden	f 4-6	2-3	0-0	1-2-3	0	10	1	36
35	K. Andersson	f 4-8	0-0	0-1	2-0-2	3	8	1	20
04	J. McCarville	c 5-8	0-0	5-7	3-15-18	4	15	7	31
11	S. Schonrock	g 3-6	3-5	5-5	0-2-2	0	14	0	34
13	L. Whalen	g 2-9	1-2	10-10	4-3-7	2	15	9	32
03	K. Rostland	2-4	1-3	0-0	0-0-0	2	5	0	17
24	L. Dimitroff	0-0	0-0	0-0	0-1-1	0	0	0	1
31	H. Garry	0-0	0-0	0-0	0-0-0	0	0	0	1
33	J. Broback	3-5	1-2	2-4	1-2-3	4	9	2	22
50	C. Collison	0-0	0-0	0-0	0-0-0	1	0	0	1
55	L. Podominick	2-2	0-0	0-0	0-1-1	3	4	0	5
TEAM		0-1-1							
TOTALS		25-48	8-15	22-27	11-27-38	19	80	21	200

Field Goals	53.8	50.0	52.1
Three-Point FG	66.7	33.3	53.3
Free Throws	81.8	81.3	81.5
Deadball Rebounds	0	0	0

Halftime Score: Minnesota 43, Kansas State 17; Turnovers: Minnesota 12 (Whalen 4), Kansas State 8 (Wecker 2, Ohlde 2, Mahoney 2); Blocks: Minnesota 1 (McCarville), Kansas State 2 (Ohlde 2); Steals: Minnesota 5 (Whalen 2), Kansas State 6 (Mahoney 3); Fouled Out: Wecker; Technical Fouls: None; Attendance: 13,425; Officials: Bill Titus, John Morningstar, Kathleen Lynch.

NCAA FIRST ROUND - SEATTLE, WASH.

MARCH 19, 2005
(4) KANSAS STATE 70, (13) BOWLING GREEN 60

Bowling Green (23-8)

No.	N A M E	FG	3FG	FT	RB	PF	TP	A	MIN
14	C. Horne	f 2-14	1-6	3-4	2-0-2	2	8	0	34
22	A. Mann	f 4-19	1-4	4-5	3-5-8	5	13	1	33
13	L. Honegger	c 5-16	3-9	2-4	6-7-13	3	15	1	35
20	K. Achter	g 4-13	0-0	2-4	0-3-3	2	10	2	29
21	C. McDowell	g 4-7	0-2	0-1	0-2-2	0	8	2	35
24	T. Lewis	1-1	0-0	0-2	1-5-6	1	2	1	21
25	K. Kapferer	0-0	0-0	0-0	0-2-2	1	0	0	8
42	S. Smith	2-3	0-0	0-0	1-0-1	0	4	0	5
TEAM		3-1-4							
TOTALS		22-73	5-21	11-20	16-25-41	14	60	7	200

Field Goals	31.4	28.9	30.1
Three-Point FG	30.0	18.2	23.8
Free Throws	72.7	33.3	55.0
Deadball Rebounds	6	1	7

Kansas State (24-7)

No.	N A M E	FG	3FG	FT	RB	PF	TP	A	MIN
30	S. Wheeler	f 3-5	0-0	0-0	2-5-7	0	6	1	25
53	K. Wecker	f 6-14	1-1	12-12	2-10-12	4	25	1	28
10	L. Koehn	g 8-19	6-13	0-0	2-2-4	3	22	0	37
14	C. Coggins	g 4-11	1-4	0-0	1-6-7	2	9	2	32
22	C. Domenico	g 0-0	0-0	0-1	1-2-3	3	0	3	32
13	K. Dietz	0-1	0-1	0-0	0-0-0	1	0	0	12
15	T. McIntyre	1-5	0-3	2-3	1-1-2	1	4	0	11
42	B. Madden	1-5	0-0	2-2	2-9-11	3	4	2	20
50	J. McFarland	0-0	0-0	0-0	0-0-0	0	0	0	3
TEAM		1-3-4							
TOTALS		23-60	8-22	16-18	12-38-50	17	70	9	200

Field Goals	33.3	44.4	38.3
Three-Point FG	46.2	22.2	36.4
Free Throws	100.0	85.7	88.9
Deadball Rebounds	1	0	1

Halftime Score: Bowling Green 33, Kansas State 32; Turnovers: Kansas State 16 (Wecker 4, Coggins 4), Bowling Green 7 (Achter 3); Blocks: Kansas State 10 (Wheeler 4), Bowling Green 0; Steals: Kansas State 3 (Wecker 1, Coggins 1, Madden 1), Bowling Green 8 (Horne 2, Honegger 2, Lewis 2); Fouled Out: Mann; Technical Fouls: None; Attendance: 3,203; Officials: Lisa Mattingly, Anita Ortega, Ken Weiland

NCAA SECOND ROUND - SEATTLE, WASH.
MARCH 21, 2005
(5) VANDERBILT 63, (4) KANSAS STATE 60

Vanderbilt (24-7)

No.	N A M E	FG	3FG	FT	RB	PF	TP	A	MIN
32	A. Earley	f 8-13	0-0	1-3	2-4-6	3	17	5	40
50	C. Thomas	f 8-18	0-0	2-2	3-4-7	4	18	3	39
10	D. Davis	g 5-11	2-4	1-2	0-0-0	3	13	3	34
20	A. Ramsey	g 2-8	2-5	2-4	1-6-7	2	8	2	34
33	C. Williams	g 0-0	0-0	0-0	0-1-1	2	0	1	29
03	C. Stringfield	2-5	2-3	1-2	3-1-4	0	7	3	21
04	K. Antony	0-0	0-0	0-0	0-0-0	0	0	0	2
11	E. Grimaldi	0-0	0-0	0-0	0-0-0	0	0	0	1
TEAM		0-2-2							
TOTALS		25-55	6-12	7-13	9-18-27	14	63	17	200

Field Goals	38.2	57.1	45.5
Three-Point FG	44.4	66.7	50.0
Free Throws	66.7	42.9	53.8
Deadball Rebounds	3	2	5

Kansas State (24-8)

Kansas State (24-8)								
No.	N A M E	FG	3FG	FT	RB	PF	TP	A MIN
3	S. Wheeler	f 1-4	0-0	0-0	3-5-8	4	2	1 30
50	K. Wecker	f 12-21	1-2	4-5	1-7-8	3	29	1 39
1	L. Koehn	g 3-16	3-13	0-0	0-4-4	1	9	0 36
14	C. Coggins	g 6-10	0-1	1-2	2-3-5	2	13	4 38
22	C. Domenico	g 0-1	0-1	0-0	2-1-3	2	0	1 30
13	K. Dietz	0-0	0-0	0-0	0-0-0	1	0	2 8
2	T. McIntyre	0-0	0-0	0-0	0-0-0	1	0	0 8
45	B. Madden	3-4	0-0	1-1	1-2-3	3	7	0 11

NCAA SECOND ROUND - BRIDGEPORT, CONN. MARCH 25, 2008 (4) LOUISVILLE 80, (5) KANSAS STATE 63



Kansas State (22-10)

No.	N A M E	FG	3FG	FT	RB	PF	TP	A MIN
04	Sweat, Ashley	f 5-9	3-4	3-3	1-2-3	2	16	1 31
44	McCullough, C.	f 2-5	2-4	0-0	1-0-1	2	6	0 13
51	Gipson, Marlies	f 4-9	0-0	0-0	2-1-3	2	8	4 35
05	Lehning, Shalee	g 3-8	1-3	2-4	1-5-6	3	9	6 38
41	Kincaid, Kari	g 2-8	2-7	0-1	2-3-5	1	6	1 32
02	Nelson, Kelsey	5-6	2-3	0-0	0-0-0	2	12	2 25
25	Zanotti, Danielle	0-1	0-1	0-0	0-0-0	0	0	1 14
30	Wheeler, Shana	3-3	0-0	0-0	0-1-1	2	6	0 12
TEAM				2-1-3				
TOTALS		24-49	10-22	5-8	9-13-22	14	63	15 200

Field Goals	1st Half	2nd Half	Game
	41.7	56.0	49.0
Three-Point FG	38.5	55.6	45.5
Free Throws	60.0	66.7	62.5
Deadball Rebounds			1

Louisville (26-9)

No.	N A M E	FG	3FG	FT	RB	PF	TP	A MIN
13	Bingham, C.	f 4-7	0-0	4-6	6-4-10	0	12	7 40
35	McCoughtry, A.	f 12-26	0-2	0-0	2-5-7	4	24	3 32
42	Wright, C.	c 6-9	0-0	1-1	2-3-5	3	13	0 21
03	Barlow, Patrika	g 4-9	3-4	2-2	1-2-3	1	13	6 40
22	Radde, Brandie	g 0-1	0-0	0-0	0-1-1	1	0	0 16
04	Simmons, C.	2-5	0-1	0-0	1-0-1	2	4	0 13
45	Hines, Keshia	2-2	0-0	1-2	2-2-4	4	5	0 17
50	Byrd, Deseree	4-5	1-1	0-0	2-0-2	0	9	1 21
TEAM				3-1-4				
TOTALS		34-64	4-8	8-11	19-18-37	15	80	17 200

Field Goals	1st Half	2nd Half	Game
	54.8	51.5	53.1
Three-Point FG	100.0	33.3	50.0
Free Throws	100.0	50.0	72.7
Deadball Rebounds			1

Halftime Score: Louisville 41, Kansas State 28; **Turnovers:** Kansas State 18, Louisville 11; **Blocks:** Kansas State 4 (Wheeler 2, Gipson 2), Louisville 3 (McCoughtry 2); **Steals:** Kansas State 6 (Sweat 2, Gipson 2), Louisville 10 (Byrd 3, Hines 2, McCoughtry 2); **Fouled Out:** None; **Technical Fouls:** None; **Attendance:** --; **Officials:** Denise Brooks, Joanne Aldrich, Joe Vaszily

NCAA FIRST ROUND - ALBUQUERQUE, N.M. MARCH 21, 2009 (5) KANSAS STATE 68, (12) DREXEL 44



Drexel (24-9, 16-2 CAA)

No.	N A M E	FG	3FG	FT	RB	PF	TP	A MIN
02	Peterson, A.	f 0-3	0-1	0-0	0-1-1	4	0	3 36
14	Sjarnstrom, Jen	f 0-2	0-1	0-0	0-2-2	0	0	0 10
44	Marginean, G.	f 6-15	1-1	2-2	3-5-8	4	15	0 24
05	Rossee, J.	g 4-8	3-4	2-2	1-2-3	2	13	0 21
24	Hester, Nicole	g 1-5	1-3	0-0	1-1-2	0	3	0 31
03	Hale, Tyler	2-7	0-0	1-1	1-1-2	1	5	1 27
12	Crane, Marisa	1-4	0-1	2-2	0-1-1	2	4	0 19
23	Nackicakte, Kamile	0-3	0-1	0-0	1-3-4	1	0	2 14
41	Cornish, Brooke	1-3	0-0	2-2	0-3-3	1	4	0 18
TEAM				1-1-2				
TOTALS		15-50	5-12	9-9	8-20-28	15	44	6 200

Field Goals	1st Half	2nd Half	Game
	23.8	34.5	30.0
Three-Point FG	50.0	33.3	41.7
Free Throws	100.0	100.0	100.0
Deadball Rebounds			0

Kansas State (25-7, 10-6 Big 12)

No.	N A M E	FG	3FG	FT	RB	PF	TP	A MIN
04	Sweat, Ashley	f 4-11	1-3	2-2	2-0-2	0	11	1 32
51	Gipson, Marlies	f 8-10	0-0	2-2	1-6-7	0	18	1 30
05	Lehning, Shalee	g 1-3	0-0	3-3	1-8-9	2	5	13 31
25	Zanotti, Danielle	g 3-7	3-7	0-0	0-3-3	0	9	2 36
41	Kincaid, Kari	g 4-8	3-7	0-0	1-4-5	3	11	0 30
02	Nelson, Kelsey	2-5	2-3	0-0	3-0-3	1	6	1 17
10	Hill, Kelsey	0-0	0-0	0-0	0-0-0	0	0	0 4
32	Voronenko, Alina	0-0	0-0	0-0	0-0-0	0	0	0 3
33	Childs, Jalana	3-5	0-0	0-1	0-1-1	1	6	1 8
34	Brown, Branshea	1-3	0-1	0-2	1-0-1	2	2	0 7
45	Gilbertson, Jenny	0-0	0-0	0-0	0-0-0	0	0	0 2
TEAM				0-5-5				
TOTALS		26-52	9-21	7-10	9-27-36	9	68	19 200

Field Goals	1st Half	2nd Half	Game
	42.3	57.7	50.0
Three-Point FG	30.0	54.5	42.9
Free Throws	50.0	75.0	70.0
Deadball Rebounds			0

Halftime Score: Kansas State 26, Drexel 19; **Turnovers:** Kansas State 8, Drexel 11; **Blocks:** Kansas State 2, Drexel 2; **Steals:** Kansas State 6, Drexel 4; **Fouled Out:** None; **Technical Fouls:** None; **Attendance:** 3,111; **Officials:** Marianne Karp, Kyle Bacon, Robert Scofield

NCAA SECOND ROUND - ALBUQUERQUE, N.M. MARCH 23, 2009 (4) VANDERBILT 74, (5) KANSAS STATE 61



Kansas State (25-8, 10-6 Big 12)

No.	N A M E	FG	3FG	FT	RB	PF	TP	A MIN
04	Sweat, Ashley	f 7-15	1-3	2-3	1-2-3	4	17	1 33
51	Gipson, Marlies	f 8-13	0-0	0-0	0-6-6	5	16	2 33
05	Lehning, Shalee	g 5-10	0-1	0-0	1-1-2	2	10	4 39
25	Zanotti, Danielle	g 2-2	2-2	0-0	1-2-3	2	6	0 40
41	Kincaid, Kari	g 2-8	2-5	0-1	1-1-2	1	6	2 35
02	Nelson, Kelsey	3-3	0-0	0-0	1-2-3	1	6	0 12
33	Childs, Jalana	0-0	0-0	0-0	0-2-2	1	0	0 8
TEAM				1-2-3				
TOTALS		27-51	5-11	2-4	6-18-24	16	61	9 200

Field Goals	1st Half	2nd Half	Game
	59.3	45.8	52.9
Three-Point FG	83.3	0.0	45.5
Free Throws	50.0	50.0	50.0
Deadball Rebounds			1

Vanderbilt (26-8, 10-4 SEC)

No.	N A M E	FG	3FG	FT	RB	PF	TP	A MIN
34	Wirth, Christina	f 10-19	2-7	2-2	1-6-7	1	24	1 40
02	Rispe, Jennifer	g 9-12	0-0	9-10	2-3-5	4	27	1 34
20	Mooney, Jessica	g 0-2	0-1	1-4	1-2-3	1	1	4 29
22	Rhoads, Jence	g 2-8	0-0	2-2	4-3-7	0	6	3 36
23	Marsh, Merideth	g 2-6	2-4	0-0	2-0-2	2	6	1 28
03	Chisholm, Chanel	1-1	0-0	0-0	0-1-1	2	2	0 3
05	Lueders, Lauren	2-5	1-3	0-0	0-2-2	1	5	4 23
12	Coleman, Jordan	1-2	0-0	1-2	1-0-1	0	3	0 3
24	Gibbs, Tia	0-0	0-0	0-0	1-0-1	2	0	1 4
TEAM				2-2-4				
TOTALS		27-55	5-15	15-20	14-19-33	13	74	15 200

Field Goals	1st Half	2nd Half	Game
	48.3	50.0	49.1
Three-Point FG	37.5	28.6	33.3
Free Throws	75.0	75.0	75.0
Deadball Rebounds			1

Halftime Score: Kansas State 38, Vanderbilt 37; **Turnovers:** Kansas State 11, Vanderbilt 10; **Blocks:** Kansas State 1 (Gipson), Vanderbilt 5, (Mooney 3); **Steals:** Kansas State 3, Vanderbilt 6 (Rispe 3); **Fouled Out:** Kansas State - Gipson; **Technical Fouls:** None; **Attendance:** 2,720; **Officials:** Scott Yarbrough, Marianne Karp, Penny Davis

NCAA FIRST ROUND - STORRS, CONN. MARCH 20, 2011 (9) PURDUE 53, (8) KANSAS STATE 45



Purdue (21-11, 9-7 Big Ten)

No.	N A M E	FG	3FG	FT	RB	PF	TP	A MIN
24	Mingo, Drey	f 6-9	3-4	1-2	0-7-7	1	16	0 35
04	Jones, Chelsea	c 0-2	0-0	0-0	0-5-5	1	0	1 28
05	Rayburn, B.	g 7-15	1-6	6-6	1-1-2	2	21	0 38
15	Moses, C.	g 1-4	0-1	3-4	0-0-0	1	5	5 26
43	Poston, Chantel	g 0-1	0-0	0-0	0-0-0	0	0	0 6
02	Howard, A.	2-4	1-2	2-2	0-3-3	1	7	0 16
20	Williams, D. D.	0-0	0-0	2-2	0-3-3	3	2	3 34
41	Guyton, Alex	1-6	0-0	0-0	1-4-5	0	2	0 15
54	Woods, Samantha	0-1	0-1	0-0	0-0-0	0	0	0 2
TOTALS		17-42	5-14	14-16	4-23-27	9	53	9 200

Field Goals	1st Half	2nd Half	Game
	45.0	36.4	40.5
Three-Point FG	37.5	33.3	35.7
Free Throws	100.0	83.3	87.5
Deadball Rebounds			1

Kansas State (21-11, 10-6 Big 12)

No.	N A M E	FG	3FG	FT	RB	PF	TP	A MIN
34	Brown, B.	f 2-6	0-0	0-0	3-8-11	3	4	0 33
02	Chambers, B.	g 7-20	4-12	0-0	7-5-12	1	18	0 37
11	Caron, Chantay	f 1-4	0-1	0-0	2-0-2	0	2	0 13
12	Karr, Taelor	g 6-17	1-7	1-2	0-4-4	3	14	1 39
22	White, Mariah	g 0-4	0-0	0-0	3-1-4	3	0	4 34
10	Hill, Kelsey	1-1	1-1	0-0	1-0-1	1	3	0 13
32	Voronenko, A.	0-2	0-2	0-0	0-1-0	0	0	0 4
33	Childs, Jalana	2-9	0-0	0-0	2-3-5	4	4	1 27
TOTALS		19-63	6-23	1-2	20-22-42	15	45	6 200

Field Goals	1st Half	2nd Half	Game
	21.9	38.7	30.2
Three-Point FG	21.4	33.3	26.1
Free Throws	0.0	50.0	50.0
Deadball Rebounds			2

Halftime Score: Purdue 25, Kansas State 17; **Turnovers:** Kansas State 16, Purdue 13; **Blocks:** Purdue 6 (Mingo, 4), Kansas State 0; **Steals:** Purdue 6 (Jones, 2), Kansas State 3; **Fouled Out:** None; **Technical Fouls:** None; **Attendance:** 6,418; **Officials:** Dee Kantner, Frank Steratore, Dawn Marsh

NCAA FIRST ROUND - BRIDGEPORT, CONN. MARCH 17, 2012 (8) KANSAS STATE 67, (9) PRINCETON 64



Princeton (24-5, 14-0 Ivy League)

No.	N A M E		FG	3FG	FT	RB	PF	TP	A MIN
20	Miller, Kate	f	3-8	0-4	0-0	2-0-2	1	6	0 29
24	Rasheed, N	f	8-22	1-2	3-5	4-5-9	3	20	6 37
44	Allgood, D.	c	7-10	0-0	1-1	2-10-12	2	15	1 32
03	Polansky, L.	g	1-4	0-0	0-0	3-2-5	3	2	1 35
30	Edwards, L.	g	5-13	2-6	3-4	2-2-4	0	15	0 38
10	Hung, Nicole		2-3	0-0	2-2	0-0-0	1	6	0 13
22	Johnson, Laura		0-0	0-0	0-0	0-0-0	0	0	0 4
25	Smith, Mariah		0-0	0-0	0-0	0-0-0	0	0	0 1
43	Bowen, Megan		0-1	0-0	0-0	1-1-2	0	0	0 11
TOTALS			26-61	3-12	9-12	16-24-40	10	64	8 200

NCAA FIRST ROUND - COLUMBIA, S.C.
MARCH 18, 2016
(9) KANSAS STATE 56, (8) GEORGE WASHINGTON 51


Kansas State (19-12, 8-10 Big 12)											
No.	N A M E	FG	3FG	FT	RB	PF	TP	A	MIN		
01	Page, Kaylee	f	1-3	1-2	0-0	0-0-0	3	3	0	23	
22	Lewis, Breanna	c	6-11	0-0	1-6	2-6-8	5	13	0	30	
15	Deines, Megan	g	6-12	0-3	2-3	0-1-1	3	14	2	35	
24	Wesemann, Kindred	g	2-10	2-7	2-4	0-3-3	2	8	7	39	
50	Martin, Shaelyn	f	2-8	1-2	2-2	1-8-9	4	7	6	32	
00	Sheble, Jessica		3-6	0-0	0-0	0-1-1	4	6	0	10	
10	Goth, Kayla		1-3	0-0	1-2	0-1-1	0	3	1	15	
11	Taylor, Antoinette		0-0	0-0	0-0	0-0-0	1	0	0	1	
20	Craig, Brianna		0-2	0-2	2-4	1-1-2	1	2	2	15	
	TEAM				5-3-8					1	
TOTALS		21-55	4-16	10-21	9-24-33	23	56	18	200		

	1st Q	2nd Q	3rd Q	4th Q	Game
Field Goals	.429	.300	.438	.333	.382
Three-Point FG	.500	.500	.250	.125	.250
Free Throws	.333	.167	.500	.750	.476
Deadball Rebounds					7

George Washington (26-7, 13-3 Atlantic 10)											
No.	N A M E	FG	3FG	FT	RB	PF	TP	A	MIN		
03	Washington, Caira	f	1-8	0-0	3-4	5-7-12	3	5	0	35	
35	Jones, Jonquel	f	5-15	0-3	10-12	5-8-13	3	20	0	34	
04	Chase, Lauren	g	2-7	0-1	0-0	0-1-1	1	4	5	39	
20	Schaible, Hannah	g	4-10	0-2	3-5	3-2-5	5	11	2	28	
34	Cummings, Brianna	g	1-11	0-0	4-4	2-4-6	4	6	3	37	
13	Cranshaw, Shannon		1-2	0-1	1-2	0-3-3	1	3	1	11	
21	Bautista, Mei-Lyn		0-1	0-1	0-0	0-0-0	0	0	1	4	
24	Chandler, Alexis		0-0	0-0	0-0	0-0-0	0	0	0	1	
25	Prange, Kelli		1-4	0-2	0-0	2-3-5	3	2	0	11	
	TEAM				2-3-5						
TOTALS		15-58	0-10	21-27	19-31-50	20	51	12	200		

	1st Q	2nd Q	3rd Q	4th Q	Game
Field Goals	.429	.308	.154	.167	.259
Three-Point FG	.000	.000	.000	.000	.000
Free Throws	.500	.900	.500	1.000	.778
Deadball Rebounds					4

Halftime Score: George Washington 31, K-State 24; **Turnovers:** K-State 15, George Washington 21; **Blocks:** K-State 10, George Washington 11; **Steals:** K-State 7, George Washington 4; **Fouled Out:** K-State - Lewis; George Washington - Schaible **Technical Fouls:** None; **Attendance:** 10,276; **Officials:** Gina Cross, Luis Gonzalez, Kevin Farlow

NCAA SECOND ROUND - COLUMBIA, S.C.
MARCH 20, 2016
(1) SOUTH CAROLINA 73, (9) KANSAS STATE 47


Kansas State (19-13, 8-10 Big 12)											
No.	N A M E	FG	3FG	FT	RB	PF	TP	A	MIN		
01	Page, Kaylee	f	1-5	1-3	0-0	0-3-3	2	3	0	26	
22	Lewis, Breanna	c	9-19	0-0	3-4	5-4-9	4	21	0	35	
15	Deines, Megan	g	1-10	0-3	3-4	0-1-1	3	5	1	33	
24	Wesemann, Kindred	g	2-6	1-4	0-0	0-0-0	2	5	3	37	
50	Martin, Shaelyn	f	1-6	0-3	0-0	2-4-6	4	2	2	27	
00	Sheble, Jessica		2-3	0-0	0-0	1-0-1	1	4	0	5	
02	Young, Erica		0-2	0-0	1-2	3-3-6	1	1	1	9	
10	Goth, Kayla		2-3	0-0	2-3	0-2-2	0	6	2	16	
11	Taylor, Antoinette		0-1	0-1	0-0	0-0-0	0	0	0	3	
12	Thomson, Kelly		0-0	0-0	0-0	0-1-1	0	0	0	4	
20	Craig, Brianna		0-1	0-0	0-0	0-0-0	2	0	0	5	
	TEAM				1-2-3						
TOTALS		18-56	2-14	9-13	12-20-32	19	47	9	200		

	1st Q	2nd Q	3rd Q	4th Q	Game
Field Goals	.400	.417	.222	.313	.321
Three-Point FG	.500	.000	.000	.167	.143
Free Throws	.800	.750	.500	.500	.692
Deadball Rebounds					2

South Carolina (33-1, 16-0 SEC)											
No.	N A M E	FG	3FG	FT	RB	PF	TP	A	MIN		
22	Wilson, A'ja	f	2-9	0-0	4-4	1-4-5	2	8	0	15	
31	Dozier, Asia	f	1-6	1-5	0-0	0-2-2	0	3	3	22	
41	Coates, Alaina	c	5-7	0-0	4-8	5-5-10	1	14	0	21	
05	Sessions, Khadijah	g	3-5	0-2	0-0	1-1-2	2	6	2	22	
25	Mitchell, Tiffany	g	7-13	1-4	5-8	2-2-4	2	20	3	31	
01	Cuevas, Bianca		3-6	2-5	0-0	2-0-2	1	8	0	26	
04	Cliney, Doniyah		0-1	0-0	0-0	0-0-0	1	0	0	6	
23	Roy, Tina		2-6	2-6	0-0	1-4-5	1	6	0	13	
24	Imovbioh, Sarah		2-2	0-0	1-4	3-6-9	4	5	0	22	
40	White, Jatarie		1-5	0-0	1-2	2-1-3	1	3	3	21	
44	Farmer, India		0-0	0-0	0-0	0-1-1	0	0	0	1	
	TEAM				1-3-4						
TOTALS		26-60	6-22	15-26	18-29-47	15	73	11	200		

	1st Q	2nd Q	3rd Q	4th Q	Game
Field Goals	.462	.625	.353	.286	.433
Three-Point FG	.250	.500	.167	.250	.273
Free Throws	.714	.500	1.000	.200	.577
Deadball Rebounds					6

Halftime Score: South Carolina 45, K-State 26; **Turnovers:** K-State 16, South Carolina 11; **Blocks:** K-State 2, South Carolina 6; **Steals:** K-State 7, South Carolina 9; **Fouled Out:** None **Technical Fouls:** None; **Attendance:** 10,048; **Officials:** Gina Cross, Anita Ortega, Luis Gonzalez

NCAA FIRST ROUND - MANHATTAN, KAN.
MARCH 18, 2017
(7) KANSAS STATE 67, (10) DRAKE 54


Drake (28-5, 18-0 MVC)											
No.	N A M E	FG	3FG	FT	RB	PF	TP	A	MIN		
03	Wendell, Lizzy	f	5-14	2-8	5-8	1-2-3	3	17	4	34	
35	Jones, Becca	f	0-0	0-0	0-0	0-0-0	0	0	1	3	
05	Hittner, Becca	g	4-11	1-4	4-6	2-1-3	3	13	1	31	
21	Bachrodt, Sammie	g	4-10	2-4	0-0	1-4-5	1	10	0	33	
22	Ingle, Caitlin	g	2-4	0-0	0-0	0-2-2	1	4	7	36	
12	Rose, Brenni		1-3	0-1	0-0	1-3-4	1	2	0	18	
15	Greiner, Paige		0-4	0-3	0-0	1-0-1	1	0	0	13	
24	Miller, Nicole		0-0	0-0	0-0	1-0-1	1	0	1	11	
34	Rush, Cortni		3-5	2-4	0-0	0-2-2	2	8	0	15	
40	Mertz, Mya		0-1	0-0	0-0	1-1-2	0	0	0	6	
	TEAM				1-2-3						
TOTALS		19-52	7-24	9-14	9-17-26	13	54	14	200		


	1st Q	2nd Q	3rd Q	4th Q	Game
Field Goals	.500	.250	.250	.500	.365
Three-Point FG	.500	.333	.000	.429	.292
Free Throws	.500	.500	1.000	1.000	.643
Deadball Rebounds					3

Kansas State (23-10, 11-7 Big 12)											
No.	N A M E	FG	3FG	FT	RB	PF	TP	A	MIN		
11	Williams, Peyton	f	2-3	0-0	0-0	2-0-2	0	4	0	15	
22	Lewis, Breanna	c	11-17	0-0	1-2	4-7-11	2	23	2	32	
10	Goth, Kayla	g	0-3	0-1	0-0	0-1-1	0	0	2	16	
21	Middlebrook, Karyla	g	3-7	1-2	1-2	3-1-4	3	8	7	30	
24	Wesemann, Kindred	g	5-14	4-12	2-2	0-2-2	1	16	5	37	
00	Sheble, Jessica		0-0	0-0	0-0	0-1-1	1	0	0	7	
01	Page, Kaylee		2-5	2-4	0-0	1-4-5	0	6	0	21	
03	Page, Lanie		1-1	1-1	0-0	0-1-1	1	3	0	5	
12	Thomson, Kelly		0-1	0-1	0-0	0-1-1	0	0	0	1	
13	Willock, Eternati		1-2	0-0	0-0	0-2-2	2	2	2	11	
50	Martin, Shaelyn		1-2	0-0	3-4	2-5-7	1	5	3	25	
	TEAM				2-2-4						
TOTALS		26-55	8-21	7-10	14-27-41	11	67	21	200		

	1st Q	2nd Q	3rd Q	4th Q	Game
Field Goals	.500	.400	.308	.625	.473
Three-Point FG	.600	.200	.000	.571	.381
Free Throws	.500	.500	.833	.000	.700
Deadball Rebounds					0

Halftime Score: K-State 30, Drake 25; **Turnovers:** Drake, 17, K-State 19; **Blocks:** Drake 1, K-State 5; **Steals:** Drake 13, K-State 11; **Fouled Out:** Drake - None, K-State - None; **Technical Fouls:** None; **Attendance:** 4,005; **Officials:** Doug Knight, Margaret Tieman, Bill Larence

NCAA SECOND ROUND - MANHATTAN, KAN.
MARCH 20, 2017
(2) STANFORD 69, (7) KANSAS STATE 48


Stanford (30-5, 15-3 Pac 12)												
No.	N A M E		FG	3FG	FT	RB	PF	TP	A	MIN		
05	Johnson, Kaylee	f	2-2	0-0	1-2	1-3-4	3	5	0	12		
24	McCall, Erica	f	5-11	0-0	0-0	3-3-6	1	10	1	33		
10	Roberson, Briana	g	0-5	0-4	0-0	0-1-1	2	0	6	25		
12	McPhee, Brittany	g	7-14	5-7	2-2	3-4-7	2	21	5	37		
44	Samuelson, Karlie	g	2-3	2-3	0-0	0-3-3	2	6	2	31		
02	Coffee, Shannon		1-2	0-0	0-0	0-0-0	0	2	0	2		
04	Fingall, Nadia		1-5	0-0	1-2	1-2-3	2	3	0	11		
11	Smith, Alanna		7-13	1-4	4-4	1-6-7	3	19	2	26		
13	Snizek, Marta		1-1	0-0	1-2	0-2-2	2	3	6	19		
21	Carrington, D'Onai		0-1	0-1	0-0	0-0-0	0	0	1	3		
22	Romano, Alexa		0-0	0-0	0-0	1-0-1	0	0	0	1		
	TEAM					2-3-5						
TOTALS			26-57	8-19	9-12	12-27-39	17	69	23	200		

AIAW APPEARANCES (9; 1972-80) • WNIT APPEARANCES (6; 1999, 2006, 2007, 2013, 2015, 2018)

AIAW Record: 29-20 • WNIT Record: 16-5

1969 – WNIT (Amarillo, Texas)

- 3/20: Wayland Baptist 76, Kansas State 21
- 3/21: Ranger JC 84, Kansas State 35
- 3/22: Southern State 75, Kansas State 55

1970 – WNIT (Amarillo, Texas)

- 3/20: Wayland Baptist 61, Kansas State 43
- 3/10: Ranger JC 52, Kansas State 41
- 3/11: Kansas State 56, West Texas State 47

1971 – WNIT (Cullowhee, N.C.)

- N/A: Kansas State 49, Queens 35
- N/A: North Carolina 53, Kansas State 47

1972 – AIAW 6th in Region VI

- 3/9: Central Missouri 66, Kansas State 57
- 3/10: Kansas State 57, Dickinson State 32
- 3/11: NW Missouri State 70, Kansas State 66

1973 – AIAW Region VI Champion/5th in Tournament

- 3/8: Kansas State 43, South Dakota State 35
- 3/9: Kansas State 45, Central Missouri 41
- 3/10: Kansas State 43, Wayne State 39
- 3/22: S. Connecticut St. 56, Kansas State 52
- 3/23: Kansas State 49, Long Beach State 43
- 3/23: Kansas State 47, East Carolina 46
- 3/24: Kansas State 69, South Carolina 57

1974 – AIAW 3rd in Region VI

- 3/7: Kansas State 62, Martin L. King 41
- 3/8: William Penn 52, Kansas State 46
- 3/9: Kansas State 67, Dickinson St. 33
- 3/21: Immaculata 50, Kansas State 40
- 3/22: Wayland Baptist 49, Kansas State 34

1975 – AIAW 2nd in Region VI / 6th in Tournament

- 3/6: Kansas State 70, South Dakota State 40
- 3/7: Kansas State 66, Missouri State 45
- 3/8: William Penn 64, Kansas State 57
- 3/19: Immaculata 63, Kansas State 54
- 3/20: Kansas State 65, Idaho State 37
- 3/20: Kansas State 61, Ohio State 51
- 3/21: Kansas State 54, William Penn 43
- 3/22: Wayland Baptist 63, Kansas State 55

1976 – AIAW 6th in Region VI

- 3/4: Kansas St. 73, S. Dakota St. 41
- 3/5: Kansas St. 67, NW Missouri St. 63
- 3/6: William Penn 74, Kansas State 59

1977 – AIAW Region VI Champion / Quarterfinalist

- 3/10: Kansas State 72, Luther College 56
- 3/11: Kansas State 90, Nebraska-Omaha 61
- 3/12: Kansas State 70, Missouri 54
- 3/23: Kansas State 70, Utah 32
- 3/24: Tennessee 81, Kansas State 69
- 3/25: Tennessee Tech 68, Kansas State 58

1978 – AIAW 2nd in Region VI

- 3/9: Kansas State 96, Minnesota 81
- 3/10: Kansas State 66, Drake 52
- 3/11: Missouri 70, Kansas State 68

1979 – AIAW 2nd in Region VI / 4th in South Sectional

- 3/9: Kansas State 84, Minnesota 80
- 3/10: Kansas State 79, Drake 70
- 3/11: Kansas 75, Kansas State 59
- 3/16: Old Dominion 90, Kansas State 75
- 3/17: Valdosta St. 104, Kansas State 92

1980 – AIAW 2nd in Region VI / 3rd in East Sectional

- 2/28: Kansas State 73, Wichita State 71
- 2/29: Kansas State 79, Kansas 74
- 3/1: Central Missouri 73, Kansas State 60
- 3/6: Kansas State 70, Minnesota 63
- 3/7: Kansas State 74, Drake 65
- 3/8: Kansas 89, Kansas State 80
- 3/12: Kansas State 72, Boston 68
- 3/15: Tennessee 84, Kansas State 64

1999 – WNIT Second Round

- 3/11: at Kansas State 71, Creighton 60
- 3/14: at Arkansas State 78, Kansas State 65

2006 – WNIT Champions

- 3/17: at Kansas State 88, Idaho State, 68
- 3/22: at Kansas State 64, Fresno State, 61
- 3/24: at Kansas State 77, Nebraska, 63
- 3/28: at Kansas State 57, Western Kentucky 56 OT
- 3/31: at Kansas State 77, Marquette, 65

2007 – WNIT Semifinals

- 3/17: at Kansas State 72, Southern Illinois 46
- 3/22: at Kansas State 66, Illinois 51
- 3/25: at Kansas State 67, Auburn 54
- 3/28: at Wyoming 89, Kansas State 79 (30T)

2013 – WNIT Semifinals

- 3/21: at Kansas State 72, Texas Southern 44
- 3/25: at Kansas State 57, Illinois State 48
- 3/28: at Kansas State 60, Ball State 48
- 3/30: at Kansas State 66, Illinois 48
- 4/3: Utah 54, at Kansas State 46 (OT)

2015 – WNIT Second Round

- 3/21: at Kansas State 86, Akron 68
- 3/25: Missouri 67, at Kansas State 48

2018 – WNIT Third Round

- 3/15: at Kansas State 75, Saint Louis 61
- 3/18: at Kansas State 74, Utah 57
- 3/23: UC Davis 71, at Kansas State 69



Kansas State captured the 2006 Postseason WNIT title with five straight wins in Bramlage Coliseum. This was the first postseason title in program history.

KANSAS STATE INDIVIDUAL SINGLE GAME RECORDS – POSTSEASON WNIT

Points	42, Brittany Chambers, vs. Texas Southern (3/21/13)
Field Goals Made	15, Brittany Chambers, vs. Texas Southern (3/21/13)
Field Goal Attempts	25, Brittany Chambers, vs. Texas Southern (3/21/13)
3PT Field Goals Made	9, Brittany Chambers, vs. Texas Southern (3/21/13)
3PT Field Goal Attempts	15 - twice: Brittany Chambers, vs. Texas Southern (3/21/13) & Claire Coggins, vs. Nebraska (3/24/06)
Free Throws	10, Haley Texada vs. Akron (3/19/15)
Free Throw Attempts	13, Haley Texada vs. Akron (3/19/15)
FT Percentage	1.000 (8-8), Shalee Lehning, vs. Marquette (3/31/06) 1.000 (6-6), Kayla Goth, vs. Utah (3/18/18)
Rebounds	18, Peyton Williams, vs. UC Davis (3/23/18)
Assists	11, three times -- Shalee Lehning, at Wyoming (3/28/07) & vs. Nebraska (3/24/06) & vs. Idaho State (3/17/06)
Blocks	4, twice -- Shana Wheeler, at Wyoming (3/28/07) & Nicky Ramage vs. Creighton (3/11/99)
Steals	5, Mariah White, vs. Texas Southern (3/21/13)

KANSAS STATE TEAM SINGLE GAME RECORDS – POSTSEASON WNIT

Points	89, at Wyoming (3/28/07)
Points (Half)	50 - first half, vs. Akron (3/19/15)
Field Goals Made	37, vs. Idaho State (3/17/06)
Field Goal Attempts	78, vs. Idaho State (3/17/06)
Field Goal Pct. (min. 55 attempts)	.491 (28-57), vs. Utah (3/18/18)
3PT Field Goals Made	12 - twice: vs. Ball State (3/28/13) & vs. Texas Southern (3/21/13)
3PT Field Goal Attempts	36, vs. Illinois State (3/25/13)
3PT FG Pct. (min. 10 attempts)	.471 (8-17), twice
Free Throws Made	22, vs. Akron (3/19/15)
Free Throw Attempts	32, vs. Akron (3/19/15)
Free Throw Pct. (min. 15 attempts)	.810 (17-21), vs. Marquette (3/31/06)
Rebounds	45, twice -- vs. Illinois State (3/25/13) & vs. UC Davis (3/23/18)
Assists	28, vs. Idaho State (3/17/06)
Turnovers	24, vs. Creighton (3/11/99)
Blocked Shots	9, vs. Creighton (3/11/99)
Steals	15, vs. Western Kentucky (3/28/06)


* - WNIT record

K-STATE vs. CONFERENCES IN WNIT

Atlantic 10 (1-0)		Pac 12 (1-1)	
3/15/18 Saint Louis	W, 75-61	4/3/13 Utah	L, 54-46 (ot)
		3/18/18 Utah	W, 74-57
Big 10 (2-0)		SEC (1-1)	
3/22/07 Illinois	W, 66-51	3/25/07 Auburn	W, 67-54
3/30/13 Illinois	W, 66-48	3/22/15 Missouri	L, 67-48
Big 12 (1-0)		SWAC (1-0)	
3/24/06 Nebraska	W, 77-63	3/21/13 Texas Southern	W, 72-44
Big East (1-0)		Sun Belt (0-1)	
3/31/06 Marquette	W, 77-65	3/14/99 at Arkansas State	L, 78-65
		3/28/06 W. Kentucky	W, 57-56 (ot)
Big Sky (1-0)		WAC (1-0)	
3/17/06 Idaho State	W, 88-68	3/22/06 Fresno State	W, 64-61
Big West (0-1)			
3/23/18 UC Davis	L, 71-69		
Mid-America Conference (2-0)			
3/28/13 Ball State	W, 60-48		
3/19/15 Akron	W, 86-68		
Missouri Valley Conference (3-0)			
3/14/99 Creighton	W, 71-60		
3/17/07 Southern Illinois	W, 72-46		
3/25/13 Illinois State	W, 57-48		
Mountain West (0-1)			
3/28/07 at Wyoming	L, 89-79 (3ot)		




RETIRED PLAYER JERSEYS



#3 NICOLE OHLDE (2000-04)

Two-time consensus first team All-American - Kodak/WBCA, AP and USBWA (2003, 2004) • Two-time State Farm Wade Trophy and Naismith National Player of the Year awards finalist (2003, 2004) • John R. Wooden Award Finalist (2004) • Two-time Big 12 Conference Player of the Year (2003, 2004) • 2004 CoSIDA Second Team Academic All-America • 2002 AP Honorable Mention All-American • Three-time Kodak All-District selection (2002, 2003, 2004) • 2002 ESPN The Magazine Center of the Year Finalist • Three-time CoSIDA Academic All-District • Four-time All-Big 12 selection (2002, 2003, 2004, first team - 2001, third team) • 2001 Big 12 Conference Freshman of the Year • Three-time Academic All-Big 12 First Team selection (2002, 2003, 2004) • WBCA Division I Player of the Month (January 2004) • Senior CLASS Award finalist (2004) • Two-time Honda Women's Basketball Award Finalist (2003, 2004) • Collegiate Basketball Award of Excellence recipient (2004) • Ranked second in the school record books in career scoring (2,241), rebounds (995), field goals made (882) and career double-doubles (39) • Ranks third for career blocks (204) • Ranked first in career free throws made (476) and free throws attempted (707) • Seven-time Big 12 Player of the Week honoree • Drafted No. 6 overall by the Minnesota Lynx in the 2004 WNBA Draft • Won two gold medals as a member of the USA Basketball World Championship For Young Women Teams in 2002 and 2003 • The most decorated player ever in school history, her No. 3 jersey was retired on March 3, 2004 • Named Big 12 Female Athlete of the Year in 2004 • Inducted into the State of Kansas Sports Hall of Fame in 2013 • Inducted into the Kansas State Athletics Hall of Fame in 2016.



#53 KENDRA WECKER (2001-05)

Kodak/WBCA All-American (2005) • Big 12 Conference Player of the Year (2005) • Senior CLASS Award Recipient (2005) • Collegiate Basketball Award of Excellence finalist (2005) • Two-time AP third team All-American (2003, 2004) • Two-time USBWA All-American (2003, 2005) • Three-time Naismith National Player of the Year Award finalist (2003, 2004, 2005) • Three-time All-Big 12 First Team selection (2003, 2004, 2005) and 2002 All-Big 12 Third Team selection • Two-time Wade Trophy and John R. Wooden Award finalist (2004, 2005) • Three-time CoSIDA Academic All-District (2003, 2004, 2005) • 2002 All-Big 12 Honorable Mention selection • Two-time Big 12 All-Tournament Team selection (2002, 2005) • Three-time Academic All-Big 12 First Team selection (2003, 2004, 2005) • Seven-time Big 12 Player of the Week • WBCA Division I Player of the Month (February 2005) • Named Preseason WNIT MVP in 2002-03 • Ranked first all-time in career scoring (2,333) and first all-time in career rebounding (1,087) at K-State • Also holds school records for most career double-doubles (52), career field goals made (935), career field goals attempted (1,913), career minutes played (4,141) and most consecutive free throws made (28) • Became the first Wildcat and second player in league history to record 2,000 points and 1,000 rebounds in a career • Won a gold medal as a member of the 2003 USA Basketball World Championship For Young Women Team • Her No. 53 jersey was retired on Feb. 26, 2005 • Drafted No. 4 overall by the San Antonio Silver Stars in the 2005 WNBA Draft • Inducted into the State of Kansas Sports Hall of Fame in 2011 • Inducted into the Kansas State Athletics Hall of Fame in 2016.



#33 TAMMIE ROMSTAD (1979-82)

Two-time Wade Trophy finalist (1981, 1982) • Kodak All-Region VI team member • American Women's Sports Team Third Team All-American • 1980 Women's Basketball League Region VI All-American • Member of the 1977 U.S. Select National Team • Finished career with 1,548 points and 779 rebounds; both totals currently rank seventh in school history • Her career scoring average of 15.2 points per game ranks fifth in school history • Holds K-State's single season rebounding record (337) and ranks second in school history for single season scoring (686) • Helped K-State to first-ever NCAA Tournament appearance in 1982 • Tallied a double-double in K-State first NCAA Tournament game with 22 points and 15 rebounds; the 15 rebounds remains a K-State NCAA Tournament record • Jersey retired (#33) on March 1, 2009 • Inducted into the Kansas State Athletics Hall of Fame in 2013.

RETIRED PLAYER JERSEYS

182


#10 PRISCILLA GARY (1981-83)

K-State's first Kodak All-American (1983) • 1983 Wade Trophy finalist • Fast Break All-American and Middle America Player of the Year in 1983 • 1983 Kodak All-District V selection • Two-time NCAA Tournament All-Regional team selection in the East (1982) and Midwest (1983) • Two-time All-Big Eight First Team selection • Two-time All-Big Eight Tournament Team selection (1982, 1983) • Holds the school record for career scoring average (18.3) • Finished career with 1,169 career points and currently ranks 21st in school history • Dished out 172 assists in her career and ranks 25th in school history • First woman inducted into the K-State Athletics Hall of Fame (1998) • Jersey retired (#10) on March 1, 2009.


#5 SHALEE LEHNING (2005-09)

2009 AP All-American honorable mention • 2009 Lowe's Senior CLASS All-Senior All-America first team recipient • 2009 Wade Trophy candidate • 2009 Naismith Award candidate • 2009 Wooden Award candidate • 2009 Lowe's Senior CLASS Award finalist • 2008-09 Lieberman Award semifinalist • Two-time All-Big 12 First Team selection (2008, 2009) and an All-Big 12 honorable mention selection in 2007 • 2009 CoSIDA/ESPN the Magazine Academic All-America third team honoree • Two-time CoSIDA/ESPN the Magazine Academic All-District VII selection (2008, third team; 2009 first team) • Three-time Academic All-Big 12 first team selection • Two-time Big 12 Player of the Week selection • 2008 Kansas City Star All-Big 12 co-Player of the Year and first team selection • Two-time Waco Tribune All-Big 12 first team recipient (2008, 2009) • 2009 Dallas Morning News All-Big 12 first team • Holds the school record for assists in a career and ranks second in Big 12 history (800) • Ranks fourth in school history in career rebounds (914) • Ranks 19th in K-State history with 1,189 career points • First player in school and Big 12 history to register 1,000 points, 900 rebounds and 800 assists for a career • Holds school record for assists by a freshman (189), sophomore (179), junior (203) and senior (229) • Senior year total of 229 assists is a K-State single season record and ranks second in Big 12 history • Led the Big 12 in assists per game in 2007-08 and 2008-09 • Finished second in the nation in assists per game in 2008-09 • Holds the school and Big 12 records for triple-doubles in a career (5) and season (3) • Tied for third in NCAA history for career triple-doubles • Holds school record for minutes played (4,271) • Ranks fifth in school history for career steals (235) • Ranks tied for third in career starts (123) and career games played (130) • Jersey retired (#5) March 1, 2009 • Drafted 25th overall in the second round of the 2009 WNBA Draft by the Atlanta Dream • Inducted into the State of Kansas Sports Hall of Fame in 2015.


#2 BRITTANY CHAMBERS (2009-13)

2013 Associated Press All-America Honorable Mention • 2013 WBCA All-America Honorable Mention • 2013 WBCA All-Region 5 • 2013 Senior CLASS Award All-Senior All-America Second Team • 2013 Senior CLASS Award finalist • 2013 Postseason WNIT All-Tournament Team • Three-time All-Big 12 First Team selection (2011, 2012 & 2013) • Three-time Academic All-Big 12 First Team selection (2011, 2012 & 2013) • 2013 Waco Tribune All-Big 12 First Team • 2013 Big 12 Scholar-Athlete of the Year • 2012 World Vision Classic All-Tournament Team • 2012-13 Preseason All-Big 12 Honorable Mention selection • Capital One/CoSIDA Academic All-District VII Third Team selection (2011) • Five-time Big 12 Player of the Week selection • Third player in school history and fourth player among Big 12 schools with 2,000 career points, 850 career rebounds and 350 career assists • Third player, and the only guard, to rank among the top-10 in school history in career scoring, rebounding and assists • Ranks third in school history for career points (2,156) • Set the school record for points in a season (778, 2012-13) • Set the school record for points per game in a season (21.0, 2012-13) • Set the single game school record for points with 42 against Texas Southern on March 21, 2013 • Set the school record for consecutive games with a point (133) • Third in school history for career games with 10 or more points (109) • Holds school record for 30 point games in a career (6) • Ranks fifth in school history for career rebounds (862) • Ranks eighth in school history for career assists (363) • Ranks ninth in school history for career double-doubles (15) • Ranks second in school history, third in Big 12 history and 22nd in NCAA Division I history for career 3-point field goals made (350) • Holds school record for career 3-point field goals attempted (974) • Set the school and Big 12 records for 3-point field goals made (117) and attempted (310) by a senior • Holds school record for career games played (135) and career games started (130) • Holds the school record for minutes played in a career (4,738) and a season (1,379) • Drafted No. 22 overall by the Los Angeles Sparks in the 2013 WNBA Draft.

ALL-AMERICANS


KIMBERLY DIETZ
(2004-08)

- 2008 Associated Press All-America (HM)


NADIRA HAZIM
(1988-91)


- 1991 Kodak All-District V


ANDRIA JONES
(1994-97)

- 1997 Associated Press All-America (HM)
- 1997 Kodak All-District V


DIANA MILLER
(1988-91)

- 1990 Kodak All-District V


SHANELE STIRES
(1993-95)

- 1995 Kodak All-District V


CARLISA THOMAS
(1984-87)

- 1987 Kodak All-District V
- 1986 Street & Smith Preseason All-America (HM)

NATIONAL HONORS

KODAK/WBCA ALL-AMERICA

2005	Kendra Wecker
2004	Nicole Ohlde
2003	Nicole Ohlde
1983	Priscilla Gary

ASSOCIATED PRESS ALL-AMERICA

2013	Brittany Chambers	HM
2009	Shalee Lehnig	HM
2008	Kimberly Dietz	HM
2005	Kendra Wecker	First
2004	Nicole Ohlde	First
	Kendra Wecker	Third
2003	Nicole Ohlde	First
	Kendra Wecker	Third
2002	Nicole Ohlde	HM
1997	Andria Jones	HM

USBWA ALL-AMERICA

2005	Kendra Wecker
2004	Nicole Ohlde
2003	Nicole Ohlde & Kendra Wecker

ASSOCIATED PRESS PRESEASON ALL-AMERICA

2005	Kendra Wecker
2004	Nicole Ohlde

WOODEN AWARD ALL-AMERICAN TEAM

2005	Kendra Wecker
------	---------------

JOHN R. WOODEN AWARD PRESEASON ALL-AMERICA

2009	Shalee Lehnig
2005	Kendra Wecker
2004	Nicole Ohlde & Kendra Wecker

FASTBREAK ALL-AMERICA

1983	Priscilla Gary	First
1982	Priscilla Gary	Second

AWSF ALL-AMERICA

1982	Priscilla Gary	Second
1982	Tammie Romstad	Third

KODAK/WBCA ALL-DISTRICT

2017	Breanna Lewis
2013	Brittany Chambers
2009	Shalee Lehnig
2005	Kendra Wecker
2004	Nicole Ohlde & Kendra Wecker
2003	Nicole Ohlde & Kendra Wecker
2002	Nicole Ohlde
1997	Andria Jones
1995	Shanele Stires
1991	Nadira Hazim
1990	Diana Miller
1987	Carlisa Thomas
1980	Tammie Romstad

WBCA D I PLAYER OF THE MONTH

2005	Kendra Wecker (February)
2004	Nicole Ohlde (January)

USBWA FRESHMAN OF THE WEEK

2019	Christianna Carr (March 5)
2019	Christianna Carr (Jan. 22)

WADE TROPHY FINALISTS

2005	Kendra Wecker
2004	Nicole Ohlde & Kendra Wecker
2003	Nicole Ohlde
1983	Priscilla Gary
1982	Tammie Romstad
1981	Tammie Romstad

NAISMITH PLAYER OF THE YEAR FINALISTS

2005	Kendra Wecker
2004	Nicole Ohlde & Kendra Wecker
2003	Nicole Ohlde & Kendra Wecker

WOODEN AWARD FINALISTS

2005	Kendra Wecker (final five)
2004	Nicole Ohlde & Kendra Wecker

HONDA BASKETBALL AWARD FINALISTS

2004	Nicole Ohlde
2003	Nicole Ohlde

SENIOR CLASS AWARD FINALISTS

2013	Brittany Chambers
2010	Ashley Sweat
2009	Shalee Lehnig
2005	Kendra Wecker (national winner)
2004	Nicole Ohlde

NCAA WOMAN OF THE YEAR STATE FINALISTS

2005	Kendra Wecker (Kansas)
2004	Nicole Ohlde (Kansas)

POSTSEASON WNIT AWARDS

2013	Brittany Chambers (All-Tournament)
2007	Ashley Sweat (All-Tournament)
2006	Claire Coggins (MVP) (All-Tournament)
	Kimberly Dietz (All-Tournament)

CoSIDA ACADEMIC ALL-AMERICA

2018	Shaelyn Martin	Second
2010	Ashley Sweat	Third
2009	Shalee Lehnig	Third
2005	Laurie Koehn	Second
2004	Laurie Koehn	First
	Nicole Ohlde	Second
1981	Gayla Williams	Third

CoSIDA ACADEMIC ALL-DISTRICT 7

2019	Peyton Williams	First
2018	Shaelyn Martin	First
	Kayla Goth	Second
	Peyton Williams	Second
2017	Shaelyn Martin	First
2011	JuliAnne Chisholm	Second
	Brittany Chambers	Third
2010	Kari Kincaid	First
	Ashley Sweat	First
2009	Shalee Lehnig	First
	Marlies Gipson	Second
	Ashley Sweat	Second
2008	Shalee Lehnig	Third
2006	Jessica McFarland	Second
2005	Laurie Koehn	First
	Megan Mahoney	Second
	Kendra Wecker	Second
2004	Laurie Koehn	First
	Nicole Ohlde	First
	Kendra Wecker	Second
2003	Laurie Koehn	First
	Nicole Ohlde	Second
	Kendra Wecker	Second

HAIR ACHIEVEMENT AWARD

2016	Kelly Thomson (November)
------	--------------------------

NATIONAL 3-PT CONTEST

2017	Kindred Wesemann (winner)
2005	Laurie Koehn
	Kendra Wecker
2001	Kim Woodlee (winner)

BIG 12 CONFERENCE HONORS

BIG 12 COACH OF THE YEAR

2008	Deb Patterson
2002	Deb Patterson

BIG 12 PLAYER OF THE YEAR

2005	Kendra Wecker
2004	Nicole Ohlde
2003	Nicole Ohlde

BIG 12 SCHOLAR-ATHLETE OF THE YEAR

2019	Peyton Williams
2018	Shaelyn Martin
2016	Kindred Wesemann
2013	Brittany Chambers

BIG 12 FRESHMAN OF THE YEAR

2001	Nicole Ohlde
------	--------------

ALL-BIG 12 CONFERENCE

2019	Kayla Goth	First
	Peyton Williams	First
	Christianna Carr	Freshman
	Peyton Williams	All-Defensive
2018	Kayla Goth	Second
	Peyton Williams	HM
	Rachel Ranke	Freshman
2017	Breanna Lewis	First
	Kindred Wesemann	First
	Eternati Willock	Freshman
	Breanna Lewis	All-Defensive
2016	Breanna Lewis	First
	Kindred Wesemann	Second
	Breanna Lewis	All-Defensive
2015	Breanna Lewis	Second
	Ashia Woods	HM
	Breanna Lewis	All-Defensive
2014	Leticia Romero	Second
	Leticia Romero	Freshman
2013	Brittany Chambers	First
2012	Brittany Chambers	First
	Jalana Childs	First
2011	Brittany Chambers	First
	Jalana Childs	Second
2010	Ashley Sweat	First
2009	Shalee Lehning	First
	Ashley Sweat	First
	Marlies Gipson	Second
2008	Kimberly Dietz	First
	Shalee Lehning	First
	Marlies Gipson	Second
2007	Claire Coggins	Second
	Shalee Lehning	HM
	Ashley Sweat	All-Rookie
2006	Claire Coggins	Second
	Marlies Gipson	All-Rookie
2005	Kendra Wecker	First
	Laurie Koehn	Second
	Megan Mahoney	HM
2004	Nicole Ohlde	First
	Kendra Wecker	First
	Laurie Koehn	Second
	Megan Mahoney	HM
2003	Nicole Ohlde	First
	Kendra Wecker	First
	Megan Mahoney	First
2002	Nicole Ohlde	First
	Laurie Koehn	Third
	Kendra Wecker	Third
2001	Nicole Ohlde	Third
2000	Angie Finkes	HM
	Olga Firsova	HM
	Nicky Ramage	HM
1999	Nicky Ramage	Third
	Angie Finkes	HM
	Olga Firsova	HM
1998	Angie Finkes	HM
	Brit Jacobson	HM
1997	Andria Jones	First
	Missy Decker	HM

ALL-BIG 12 TOURNAMENT

2005	Megan Mahoney
	Kendra Wecker
2002	Kendra Wecker
1997	Andria Jones (MVP)
	Brit Jacobson

ACADEMIC ALL-BIG 12

2002 (3)	Kayla Goth	First
	Alisa Wiggins	First
	Peyton Williams	First
2018 (5)	Kayla Goth	First
	Shaelyn Martin	First
	Kaylee Page	First
	Peyton Williams	First
	Kayla Middlebrook	Second
2017 (8)	Kayla Goth	First
	Breanna Lewis	First
	Shaelyn Martin	First
	Kaylee Page	First
	Jessica Sheble	First
	Kelly Thomson	First
	Kindred Wesemann	First
	Lanie Page	Second
2016 (7)	Bri Craig	First
	Shaelyn Martin	First
	Kaylee Page	First
	Antoinette Taylor	First
	Kelly Thomson	First
	Kindred Wesemann	First
	Jessica Sheble	Second
2015 (4)	Heidi Brown	First
	Bri Craig	First
	Kindred Wesemann	First
	Ashia Woods	Second
2014 (6)	Chantay Caron	First
	Bri Craig	First
	Katya Leick	First
	Kelly Thomson	First
	Heidi Brown	Second
	Ashlynn Knoll	Second
2013 (5)	Chantay Caron	First
	Brittany Chambers	First
	Kendra Spreser	First
	Mariah White	First
	Heidi Brown	Second
2012 (4)	Brittany Chambers	First
	JuliAnne Chisholm	First
	Emma Ostermann	First
	Jalana Childs	Second
2011 (6)	Brittany Chambers	First
	JuliAnne Chisholm	First
	Kelsey Hill	First
	Shalin Spani	First
	Taelor Karr	Second
	Alina Voronenko	Second
2010 (4)	Ashley Sweat	First
	Kari Kincaid	First
	Shalin Spani	First
	Jalana Childs	First
2009 (8)	Marlies Gipson	First
	Kelsey Hill	First
	Kari Kincaid	First
	Shalee Lehning	First
	Kelsey Nelson	First
	Shalin Spani	First
	Ashley Sweat	First
	Danielle Zanotti	First
2008 (8)	Marlies Gipson	First
	Kari Kincaid	First
	Shalee Lehning	First
	Carolyn McCullough	First
	Ashley Sweat	First
	Shana Wheeler	First
	Danielle Zanotti	First
	Kimberly Dietz	Second
2007 (6)	Marlies Gipson	First
	Shalee Lehning	First
	Carolyn McCullough	First
	Shana Wheeler	First
	Danielle Zanotti	First
	Kimberly Dietz	Second
2006 (4)	Kimberly Dietz	First
	Carolyn McCullough	First
	Jessica McFarland	First
	Twiggy McIntyre	First

2005 (6)	Laurie Koehn	First
	Megan Mahoney	First
	Jessica McFarland	First
	Twiggy McIntyre	First
	Kendra Wecker	First
	Brie Madden	Second
2004 (8)	Laurie Koehn	First
	Megan Mahoney	First
	Kimmy Newsom	First
	Nicole Ohlde	First
	Kendra Wecker	First
	Chelsea Domenico	Second
	Amy Dutmer	Second
	Brie Madden	Second
2003 (8)	Laurie Koehn	First
	Brie Madden	First
	Megan Mahoney	First
	Kimmy Newsom	First
	Nicole Ohlde	First
	Kendra Wecker	First
	Chelsea Domenico	Second
	Amy Dutmer	Second
2002 (3)	Andrea Armstrong	First
	Nicole Ohlde	First
	Kristin Rethman	First
2001 (5)	Morgen Finneran	First
	Kristin Rethman	First
	Marshela Webb	First
	Kim Woodlee	First
	Kim Woodlee	First
	Denisha Ferguson	HM
2000 (7)	Jenny Coalson	First
	Kristin Rethman	First
	Marshela Webb	First
	Kim Woodlee	First
	Angie Finkes	HM
	Morgen Finneran	HM
	Olga Firsova	HM
1999 (5)	Morgen Finneran	First
	Olga Firsova	First
	Kristen Rethman	First
	Kim Woodlee	First
	Angie Finkes	HM
1998 (4)	Jenny Coalson	First
	Morgen Finneran	First
	Brit Jacobson	First
	Kim Woodlee	First
1997 (7)	Jenny Coalson	First
	Missy Decker	First
	Angie Finkes	First
	Kjersten Larson	First
	Sara Munson	First
	Nicky Ramage	First
	Andria Jones	HM

BIG 12 PLAYERS OF THE WEEK

2019	Peyton Williams	March 6
	Kayla Goth	Jan. 21
	Kayla Goth	Dec. 10
2013	Brittany Chambers	March 4
2012	Brittany Chambers	Jan. 9
2011	Mariah White	Nov. 15
	Brittany Chambers	Feb. 7
	Brittany Chambers	March 6
2010	Ashley Sweat	Nov. 23
2009	Shalee Lehning	March 9
2008	Marlies Gipson	Jan. 28
	Shalee Lehning	Mar. 7
	Kendra Wecker	Nov. 29
	Kendra Wecker	Jan. 3
	Kendra Wecker	Feb. 28
2004	Nicole Ohlde	Jan. 12
	Nicole Ohlde	Feb. 2
	Kendra Wecker	Feb. 9
	Kendra Wecker	Mar. 1
	Nicole Ohlde	Mar. 8
2003	Nicole Ohlde	Dec. 2
	Nicole Ohlde	Feb. 8
	Nicole Ohlde	Feb. 23
	Kendra Wecker	Jan. 13
	Kendra Wecker	Jan. 25
2002	Nicole Ohlde	Jan. 7
1999	Nicky Ramage	Nov. 23
1998	Angie Finkes	Jan. 26
1997	Andria Jones	Jan. 6

BIG 12 ROOKIES OF THE WEEK

2019	Christianna Carr	March 4
	Christianna Carr	Jan. 21
2018	Rachel Ranke	Feb. 28
	Rachel Ranke	Feb. 26
	Rachel Ranke	Nov. 20
2017	Peyton Williams	Dec. 5
	Peyton Williams	Nov. 14
2014	Leticia Romero	March 3
	Leticia Romero	Feb. 3
	Leticia Romero	Jan. 20
	Leticia Romero	Nov. 11
2010	Brittany Chambers	Dec. 7
	Taelor Karr	Jan. 18
2009	Jalana Childs	Feb. 16
2006	Shalee Lehning	Dec. 12
	Marlies Gipson	Jan. 30
2002	Laurie Koehn	Jan. 27
	Laurie Koehn	Jan. 14
	Kendra Wecker	Jan. 7
	Laurie Koehn	Dec. 10
	Kendra Wecker	Nov. 26
2001	Nicole Ohlde	Feb. 12
	Nicole Ohlde	Dec. 18
	Nicole Ohlde	Nov. 27
1999	Olga Firsova	Nov. 23
	Kristin Rethman	Feb. 8
1998	Ewa Laskowska	Dec. 1
1997	Angie Finkes	Mar. 3

BIG 8 CONFERENCE HONORS

BIG EIGHT COACH OF THE YEAR

1987	Matilda Mossman
------	-----------------

BIG EIGHT PLAYER OF THE YEAR

1990	(co) Diana Miller
------	-------------------

BIG EIGHT NEWCOMER OF THE YEAR

1994	Shawnda DeCamp
1989	Mary Jo Miller

ALL-BIG EIGHT TOURNAMENT

1991	Nadira Hazim
1990	Nadira Hazim, Diana Miller
1987	Carlisa Thomas (MVP)
1986	Amanda Holley
1984	Angie Bonner, Tina Dixon
1983	Angie Bonner, Priscilla Gary
1982	Tammie Romstad (MVP), Priscilla Gary
1981	Shelley Hughes, Gayla Williams
1980	Eileen Feeney, Tammie Romstad
1979	LeAnn Wilcox
1978	LeAnn Wilcox

ALL-BIG EIGHT CONFERENCE

1996	Missy Decker	HM
	Brit Jacobson	HM
	Andria Jones	HM
1995	Shanele Stires	First
	Brit Jacobson	HM

1994	Shawnda DeCamp	Second
	Shanele Stires	Second
1993	Shanele Stires	Second
	Leah Honeycutt	HM
1992	Mary Jo Miller	Second
	Leah Honeycutt	HM
1991	Diana Miller	First
	Nadira Hazim	First
1990	Diana Miller	First
	Nadira Hazim	Second
1989	Nadira Hazim	Second
	Diana Miller	HM
1988	Janet Madsen	HM
	Diana Miller	HM
1987	Carlisa Thomas	Second
	Sue Leiding	HM
1986	Carlisa Thomas	Second
	Amanda Holley	HM
1985	Cassandra Jones	Second
	Jennifer Jones	Second
	Carlisa Thomas	HM
1984	Angie Bonner	Second
1983	Priscilla Gary	First
	Angie Bonner	Second
1982	Priscilla Gary	First
	Tammie Romstad	First
1981	Gayla Williams	First
	Shelley Hughes	Second
	Dee Weinreis	Second
1980	Eileen Feeney	Second
	Tammie Romstad	Second
	Kim Price	HM

NATIONAL TEAM PLAYERS

U.S. WORLD CHAMPIONSHIP FOR YOUNG WOMEN NATIONAL TEAM

2003	Nicole Ohlde, Kendra Wecker
2002	Laurie Koehn, Nicole Ohlde

U.S. WOMEN'S PAN AMERICAN GAMES TEAM

2019	Peyton Williams (silver - Lima, Peru)
2003	Laurie Koehn (silver - Santo Domingo, Dominican Rep.)

U.S. JUNIOR WORLD QUALIFYING TEAM

2000	Laurie Koehn
------	--------------

FIBA U19 WORLD CHAMPIONSHIPS FOR WOMEN - SPAIN

2013	Leticia Romero
------	----------------

BIG 12 SELECT TEAM

2002	Kristin Rethman
2000	Nicky Ramage

BIG EIGHT SELECT TEAM

1992	Leah Honeycutt
1990	Nadira Hazim
1991	Mary Jo Miller, Diana Miller

U.S. SELECT NATIONAL TEAM

1977	Tammie Romstad
------	----------------

NATIONAL SPORTS FESTIVAL

1982	Angie Bonner, Cindy Durham
1981	Becky Dobbins
1979	Shelly Hughes, Jean Rosie, Gayla Williams

ATHLETES IN ACTION

1982	Becky Dobbins
1979	LeAnn Wilcox

RED BULL USA BASKETBALL 3X REGIONALS

2019	Jasauen Beard, Christianna Carr, Ayoka Lee, Rachel Ranke (East Region champs)
------	----------------------------------------------------------------------------------

KANSAS STATE ATHLETICS HALL OF FAME (WOMEN'S BASKETBALL INDUCTEES)

1998 INDUCTION CLASS

Priscilla Gary-Sweeney	Women's Basketball (1982-83)
------------------------	------------------------------

2003 INDUCTION CLASS

Judy Akers	Women's Basketball Coach (1968-79)
------------	------------------------------------

2004 INDUCTION CLASS

Lynn Hickey	Women's Basketball Coach (1979-84)
-------------	------------------------------------

2013 INDUCTION CLASS

Tammie Romstad	Women's Basketball (1978-82)
----------------	------------------------------

2016 INDUCTION CLASS

Nicole Ohlde	Women's Basketball (2000-04)
Kendra Wecker	Women's Basketball (2001-05)

KANSAS SPORTS HALL OF FAME (WOMEN'S BASKETBALL INDUCTEES)

2011 INDUCTION CLASS

Kendra Wecker	Women's Basketball (2001-05)
---------------	------------------------------

2013 INDUCTION CLASS

Nicole Ohlde	Women's Basketball (2000-04)
--------------	------------------------------

2015 INDUCTION CLASS

Shalee Lehning	Women's Basketball (2005-09)
----------------	------------------------------

2017 INDUCTION CLASS

Priscilla Gary	Women's Basketball (1981-83)
----------------	------------------------------


2018 INDUCTION CLASS

Laurie Koehn	Women's Basketball (2001-05)
--------------	------------------------------



Kansas State Hall of Famer Lynn Hickey (above) holds the K-State record for career winning percentage, winning 76.2 percent of games during her five-year tenure with the Wildcats.

185



Kendra Wecker, Nicole Ohlde and Laurie Koehn (above) all represented the United States in international competition during the summer of 2003. Ohlde and Wecker were both members of the gold-medal winning 2003 USA Basketball World Championship For Young Women Team in Sibenik, Croatia. Koehn, meanwhile, was a member of the 2003 USA Basketball Women's Pan American Games Team which won silver in Santa Domingo, Dominican Republic.



1906 Women's Basketball Team

Even though the present women's basketball program at Kansas State began intercollegiate play in 1968, the roots go back much further. Julius Terrass Willard, a chemistry professor from 1901-1944, penned this account shortly after his arrival at the school, explaining how the game took hold at the Kansas State College of Agriculture and Applied Science. His account states that young women were the first students to begin playing the popular game in the spring of 1901.

Willard writes that several hundred people witnessed the first public basketball game at K-State on May 25, 1901 as the "Purples" took on the "Reds." The Purple team, consisting of team captain Frances McCreary, Gussie Griffing, Bessie Mudge, Cora Baird and Mable Stevens, scored a 9-2 victory over the Red team of captain Anna Summers, Myrtle Toothaker, Esther Hanson, Laura Ware and Olive Dunlap. Gertrude Williams, director of physical training at K-State, refereed the game.

Women continued to play basketball in the women's gymnasium, but it was announced on campus that they would not be allowed to play any more games outdoors. Furthermore, only immediate friends and families of the participants were allowed to attend. Interclass competitions were played, and at one point, the freshman team challenged the female members of the faculty. The freshman team came away with a resounding 46-4 victory over their instructors. In November of 1902, the young women asked for permission to play intercollegiate games, but the faculty turned down their request "on a close vote."

Over the next few years, groups of faculty members continued to use the women's gymnasium to play basketball, but according to Willard, "blackened eyes and other casualties and possibly other considerations, prevented any excessive development of the sport in the faculty."

The faculty's decision did not keep students from continuing to

play basketball. Women continued to join intramural teams through the physical education program and compete between classes and sororities for the college championship. In fact, the 1921 Royal Purple reported that the women's game continued to grow in popularity and "almost 200 tried out for places on class teams. The class games were well attended, and a large amount of interest shown by others than the girls playing." However, it wasn't until the 1968-69 season that women's basketball was added as an intercollegiate sport.

KANSAS STATE WOMEN'S BASKETBALL TIMELINE

1901 - First women's basketball game played: Purples 9, Reds, 2.

1964 - Kansas State joins the Big Eight Conference with Colorado, Iowa State, Kansas, Nebraska, Oklahoma, Oklahoma State and Missouri.

1968 - Judy Akers named Kansas State's first women's basketball head coach; First intercollegiate game: K-State 38, Bethel 25; Kansas State reaches first postseason tournament, NWIT.

1971-72 - Wildcats make first appearance in AIAW Tournament; Kansas State hosts first regular season tournament; K-State posts first undefeated season in Ahearn Field House with a 6-0 record.

1972 - Title IX becomes law: Judy Akers leads the Wildcats to the program's 50th win with a 57-32 victory over Dickinson State on March 10, 1972.

1976 - LeAnn Wilcox earns Kansas State's first women's basketball scholarship. Kansas State registers its first Big Eight Conference win with a 62-53 victory over Nebraska on Jan. 16, 1976.

1975-76 - Wildcats win first regular-season and championship Big Eight titles; Led by Janet Reusser's 23 points on 10-of-19 shooting from the field, K-State captures the 100th victory in the program's history, an 80-37 win

K-STATE BY THE NUMBERS

- 1** - Postseason title (2006 WNIT)
- 2** - Big 12 titles (2004 & 2008)
- 3** - 2,000-point scorers in school history
- 8** - WNBA Draft picks
- 12** - All-Americans
- 16** - NCAA Tournament appearances
- 25** - 20-win seasons
- 42** - 1,000-point scorers in school history
- 51** - All-Big 12 honors
- 52** - Seasons of women's basketball at K-State
- 130** - Academic All-Big 12 selections
- 953** - Wins in program history

over KU on Jan. 24, 1975. Kansas State beats first ranked team — No. 4 Stephen F. Austin, 63-46. Marsha Poppe and Janet Reusser tally 14 and 12 points, respectively, while Greta Sigel grabs a team-high 10 rebounds.

1976-77 - Kansas State earns its first national ranking - 19th - to open the 1976-77 season.

1978-79 - Judy Akers and the 'Cats register the program's 200th win with a 64-62 victory at Missouri on Feb. 6, 1979. Laurie Miller and Tammie Romstad each scored 14 points for Kansas State. Judy Akers resigns as K-State's head coach; Lynn Hickey named second Kansas State coach.



The 1917 women's basketball team



1968-69 Women's Basketball Team



The Big Four (left) comprised of former Wildcats Nicole Ohlde, Kendra Wecker, Megan Mahoney and Laurie Koehn all eclipsed 1,000 career points in 2003-04, making Kansas State one of 15 known teams in NCAA Division I women's basketball history to have had four 1,000-point scorers on an active roster in the same season.

1979-80 - Kansas State posts its second undefeated season in Ahearn Field House (11-0).

1981-82 - Wildcats make first appearance in the NCAA Tournament; K-State reaches Elite Eight. Tammie Romstad named Kansas State's first Conference Player of the Year (Big Eight) and tournament MVP.

1982-83 - K-State gets its 300th victory of the program, a 78-68 win at Kansas on Feb. 23, 1983. Priscilla Gary becomes K-State's first Kodak All-American; Kansas State reaches NCAA Sweet Sixteen; Wildcats post 14-0 record in Ahearn for the program's third undefeated season at home.

1983-84 - Wildcats make third-straight appearance in NCAA Sweet Sixteen.

1984-85 - Matilda Mossman takes over as the Wildcats' third coach.

1986-87 - Matilda Mossman named Big Eight Coach of the Year; Carlisa Thomas named Big Eight Tournament MVP; Wildcats post 13-0 record at home, the program's fourth undefeated season in Ahearn Field House.

1988-89 - Mary Jo Miller became first Wildcat to be named Big Eight Newcomer of the Year; Bramlage Coliseum dedicated.

1989-90 - Gaye Griffin named K-State's fourth head coach. With a 73-54 victory at Missouri State on Dec. 19, 1989, Kansas State records its 400th win for the program. Rita Martucci tallied 25 points and 11 rebounds.

1990-91 - Susan Yow named Kansas State's fifth head coach; Diana Miller graduates as Kansas State's all-time leading scorer with 1,705 points.

1993-94 - Brian Agler named the Wildcats' sixth head coach; Shawnda DeCamp named Big Eight Newcomer of the Year.

1995-96 - Kansas State wins its 500th game with an 80-67 victory over Oklahoma on Jan. 21, 1996. Jenny Coalson registered a double-double with 16 points and 12 rebounds. The win was later forfeited by K-State because of NCAA violations. Legendary coach Jack Hartman takes over the K-State coaching duties for the final seven games.

1996-97 - Texas, Texas A&M, Texas Tech and Baylor join Kansas State, Kansas, Iowa State, Colorado, Oklahoma, Oklahoma State, Missouri and Nebraska to form the Big 12 Conference; Deb Patterson takes over as Kansas State's eighth head coach; Kansas State reaches postseason for the first time in 10 years by earning an at-large berth in the NCAA Tournament. Kansas State records its first Big 12 Conference win with a 68-67 victory over Texas on Jan. 11, 1997. Andria Jones named Associated Press All-America honorable mention and Kodak All-District V.

1998-99 - Kansas State reaches second round of the WNIT.

2000-01 - Nicole Ohlde named Big 12 Freshman of the Year.

2001-02 - K-State reaches NCAA Sweet Sixteen; Deb Patterson named Big 12 Coach of the Year; Nicole Ohlde named AP honorable mention All-America; Kansas State ranked No. 11 in Associated Press Poll and No. 10 in USA Today/ESPN/WBCA Coaches Poll. Five Wildcats score in double figures to help K-State record its 600th win in the program's history. The Wildcats beat Arkansas, 82-68, in the second round of the NCAA Midwest Regional.

2002-03 - Wildcats win a school record 29 games. Team advances to the NCAA Tournament for a second-straight year. K-State ranks No. 2 in both polls on Nov. 25, 2002, the highest national ranking ever in school history. Nicole Ohlde named to the prestigious WBCA/Kodak All-America team, only the second player in school history to do so. Ohlde also named Big 12 Conference Player of the Year and an AP first team All-America. Kendra Wecker receives AP All-America third team honors.

2003-04 - Kansas State reigns as co-Big 12 Champions after going 14-2 in league play and tying Texas for a share of its first conference title since 1987. Nicole Ohlde repeats as Big 12 Conference Player of the Year and as a consensus first team All-American. Ohlde ends her storied four-year career as the school's all-time leading scorer and rebounder. Her No. 3 jersey is the first to be retired in school history on March 3, 2004.

2004-05 - The Wildcats made a school-record fourth-straight NCAA Tournament appearance after advancing to their first Big 12 Conference Championship Game since the league's inception in 1997. Kendra Wecker was named Big 12 Conference Player of the Year and a consensus first team All-American. Wecker rewrote all of Nicole Ohlde's school records and became the first Wildcat and only the second player in Big 12 history to record 2,000 points and 1,000 rebounds in a career. Her No. 53 jersey is retired on Feb. 26, 2005. Wecker is part of an outstanding senior class that compiles a 104-27 overall record during their careers, marking the best four-year stretch in school history. Laurie Koehn leaves her mark as the NCAA's all-time leader in career 3-pointers made (392).

2005-06 - The Wildcats captured the program's first-ever postseason title after cruising through the 2006 WNIT bracket at Bramlage Coliseum. Claire Coggins led the Wildcats en route to WNIT MVP honors and All-Big 12 Second Team accolades. Freshman Shalee Lehnig tied a K-State single-game record with 20 rebounds in a win over Louisiana Tech.

2006-07 - K-State made its sixth straight trip to the postseason and advanced to the WNIT Semifinals. Head coach Deb Patterson became the career wins leader for women's basketball when the Wildcats defeated UMKC, 64-56, on Dec. 9, 2006 at Municipal Auditorium in Kansas City, Mo. The Wildcats played their first triple overtime game in the program history when they fell to Wyoming in the Postseason WNIT semifinals.

2007-08 - K-State captured its second Big 12 regular season title and first outright league crown with a 13-3 conference mark. The Wildcats earned the 10th NCAA Tournament appearance in school history and the first since the 2005 season. Head coach Deb Patterson was named Big 12 Coach of the Year, WBCA Region V Coach of the Year and finished third in the Associated Press National Coach of the Year voting. Kimberly Dietz and Shalee Lehnig were named to the All-Big 12 first team, while Marlies Gipson garnered All-Big 12 second team honors. Dietz was also named an AP All-America honorable mention selection.

2008-09 - The Wildcats earned the 11th NCAA Tournament appearance in school history. Shalee Lehnig and Ashley Sweat were named to the All-Big 12 First Team, while Marlies Gipson garnered All-Big 12 Second Team honors. Lehnig was also named an AP All-America honorable mention selection, a Lowe's Senior All-American first team recipient and a CoSIDA/ESPN the Magazine Academic All-America third team honoree. K-State placed a school and Big 12 record eight student-athletes on the Academic All-Big 12 First Team. Gipson, Lehnig and Sweat all surpassed the 1,000-point barrier during the season becoming the first trio of teammates to have scored 1,000-points in their career since the 2004-05 season. On March 1, K-State retired the jerseys of Tammie Romstad, Priscilla Gary and Lehnig.

2009-10 - K-State became the 11th program in NCAA Division I history and the second school in the Big 12 to surpass the 775-win plateau. Ashley Sweat became the third player in school history to score 1,800 points in a career (1,805) and settled in to third in school history on the career scoring list. Sweat garnered her second All-Big 12 First Team honor and was selected to the Lowe's Senior All-America first team and the CoSIDA/ESPN the Magazine Academic All-America third team.

2010-11 - Garnered the program's 12th appearance in the NCAA Tournament and the eighth in the Deb Patterson era, as K-State was an at-large selection to with a number 8-seed to the Philadelphia region. Registered the 22nd 20-win season in school history and the eighth during Patterson's tenure with a 21-11 record. K-State became the 13th program in NCAA Division I women's basketball history and the second school in the Big 12 to surpass the 800-win plateau with a 69-64 win at Nebraska on Feb. 19, 2011. Finished with a 10-6 record and a tie for third in the league standings. Patterson secured the 300th win of her career with a 56-53 win over Iowa State in the Big 12 Championship quarterfinals. Wildcats registered a pair of wins over Associated Press top-15 teams: No. 14 St. John's and No. 5, and eventual national champion, Texas A&M. The win over the Aggies was the fourth win in school history over a top-5 opponent. Brittany Chambers and Jalana Childs were named to the All-Big 12 first and second teams, respectively.

2011-12 - Big 12 switches to an 18-game round-robin league schedule after the defections of Colorado (Pac-12) and Nebraska (Big Ten). Made the 13th NCAA Tournament appearance in school history and the ninth in the Patterson era, as the No. 8 seed in the Kingston Region. Registered the 23rd 20-win season in the program's history. Notched three wins over ranked opponents, including two over AP top-10 ranked foes. Team held 11 opponents to 49 points or fewer. For the first time since at least the 1986-87 season, Kansas State used the same starting lineup for all 34 games (Branshea Brown, Brittany Chambers, Jalana Childs, Tasha Dickey and Mariah White). K-State was the only team in the Big 12 to have the same lineup for every game and were one of 3 teams in the 2012 NCAA Tournament to use the same starting lineup for every game. Junior guard Brittany Chambers and senior forward Jalana Childs earned All-Big 12 First Team honors from the league's coaches. Chambers and Childs became the 37th and 38th players, respectively, in school history to surpass the 1,000-point mark in their careers. Chambers and Childs became the 22nd and 23rd players, respectively, in the program's history to register 1,000 points and 500 rebounds in their careers.

2012-13 - Big 12 adds TCU and West Virginia as new members. K-State makes fourth appearance in the WNIT and 11th postseason appearance in last 12 seasons. K-State finished eighth in the Big 12 with a 5-13 record and played the final 19 games of the season with just seven players after suffering five season-ending injuries by Jan. 22. Set the school record for games played in a season with 37, including 19 home games which is second-highest number of women's home games in the 25-year history of Bramlage Coliseum, and played the first game in the program's history in the month of April. Brittany Chambers was named a 2013 Associated Press All-America honorable mention recipient, a 2013 WBCA All-America honorable mention, a Senior CLASS Award Senior All-America second team honoree, earned her third straight All-Big 12 First Team honor and was the inaugural recipient of the Big 12 Scholar-Athlete of the Year. K-State set the school and Big 12 records for 3-point field goals made (325) and attempted in a season (1,077).



On Feb. 24, 2018, the Kansas State women's basketball program was presented a State of Kansas proclamation recognizing the 50th season in the program's women's basketball history.

2013-14 - Became the 16th school in NCAA Division I history to reach the 850-win mark on Jan. 18, 2014 with an 80-74 win over Iowa State. Defeated an Associated Press ranked opponent for the eighth straight season. Ended a 13-game, 10-year losing streak to Oklahoma with an 86-78 win on Jan. 29, 2014. Finished 23rd in the nation in attendance. Freshman guard Leticia Romero named 2014 All-Big 12 Second Team and a unanimous selection to the All-Big 12 Freshman Team. K-State led Big 12 with six selections to the Academic All-Big 12 teams. Deb Patterson relieved of her duties as head coach following 11-19 season. Jeff Mittie hired as ninth head women's basketball coach in K-State history.

2014-15 - Made the fifth appearance in the WNIT and the 12th postseason appearance in the last 14 seasons, as the Wildcats reached the second round of the WNIT. Improved its win total by eight wins from the previous season; third largest win improvement in program history. Jeff Mittie tallied the second most wins by a first-year head coach in program history. Mittie became the second K-State women's basketball coach to win 10 of his/her first 11 games and first since Judy Akers in 1968-69. Team registered the second-highest steal total in program history (347) and led the Big 12 in the category. K-State was second in the Big 12 in scoring defense (58.2 oppg) and third in blocks per game (4.7 bpg). Ranked 24th in the nation in average attendance and 17th in total attendance. Won 15 games at Bramlage, tying for second in program history for home wins in a season. Defeated an Associated Press ranked opponent for the ninth straight season. Breanna Lewis was named an All-Big 12 Second Team selection and earned the first All-Big 12 Defensive Team honor in program history Lewis set the school record for blocks in a season with 97. Ashia Woods was selected to the All-Big 12 Honorable Mention squad. Four players named to Academic All-Big 12 teams. Kindred Wesemann made eight 3-point field goals against Texas on Feb. 4, setting a career-high and a school record for a conference game.

2015-16 - Made the 14th appearance in the NCAA Tournament, as the Wildcats reached the second round of the NAAs. Jeff Mittie became the first K-State women's basketball coach to win 10 of his/her first 11 games in his first two seasons. Team registered the fourth-highest block total in program history (157). K-State led the Big 12 for a second straight season in steals with 9.0 per game. K-State held its opponents to a .368 field goal percentage, the fourth-lowest mark since 1981-82. Offensively, K-State averaged 64.4 points per game, its highest mark since the 2007-08 season. The Wildcats score 75 or more points in a game 10 times, the most since the 2005-06 season. K-State registered its first 100-point game since the 2005-06 season. Ranked 21st in the nation in average attendance and 17th in total attendance. Defeated an Associated Press ranked opponent for the 10th straight season. Breanna Lewis was named an All-Big 12 First Team selection and earned her second straight All-Big 12 Defensive Team honor. Kindred Wesemann was selected to the All-Big 12 Second Team. Wesemann named 2016 Big 12 WBB Scholar-Athlete of the Year. Seven players named to Academic All-Big 12 teams. Lewis became the 39th player in school history to score 1,000 or more points in her career. Lewis also became the 24th player in program history with 1,000 or more career points and 500 or more career rebounds. Lewis surpassed the 200 career block mark in 2015-16, becoming the third player in school history to achieve this feat. Lewis became the first player in school history to register a season with 500 or more points, 225 or more rebounds, 80 or more blocks and 45 or more steals. First season playing four 10-minute quarters.

2016-17 - K-State notches a 23-11 overall record and 11-7 mark in Big 12 play. 15th appearance in NCAA Tournament; Wildcats hosted the tournament in Manhattan for the first time since 2003 and reached the second round. K-State ended the season ranked No. 24 in the Associated Press poll. K-State was ranked for 10 weeks in the AP poll. Tallied the most overall wins since the 2008-09 season with 23. Carded the most league

wins (11) since the 2007-08 season. K-State secured the 900th win in program history on Dec. 7, 2016 against UT Arlington. Jeff Mittie became the first K-State women's basketball coach to guide the program to two NCAA Tournament appearances in their first three seasons with the program. K-State made the sixth most free throws in school history with 462; K-State made more free throws than their opponent attempted for just the second time in program history. Offensively, K-State averaged 67.5 points per game, its highest mark since the 2007-08 season. The Wildcats scored 2,294 points, the most since the 2005-06 season. Ranked 15th in the nation in average attendance and 11th in total attendance. K-State played a school record 12 teams ranked in the AP poll. Defeated four teams ranked in the AP poll, the most since the 2007-08 season. Breanna Lewis named to 2017 WBCA All-Region 3 Team. Lewis drafted by the Dallas Wings in 2017 WNBA Draft (23rd pick). Lewis and Kindred Wesemann named to the All-Big 12 First Team. Lewis earned her third straight All-Big 12 Defensive Team honor. Wesemann became the 40th player in school history to score 1,000 or more points in her career. Wesemann wins Marines Women's 3-Point Contest and Shoe Carnival Battle of Champions 3-Point Contest in Phoenix, Arizona. Eight players named to Academic All-Big 12 teams. Shaelyn Martin named 2017 CoSIDA Academic All-District VII.

2017-18 - 50th season in program history. Made the sixth appearance in the WNIT and the 15th postseason appearance in the last 17 seasons, as the Wildcats reached the third round of the WNIT. Kayla Goth named to the All-Big 12 Second Team. Peyton Williams named All-Big 12 Honorable Mention. Rachel Ranke named to the Big 12 All-Freshman Team. Goth became first player in program history with 500 or more points and 200 or more assists in a season. Goth (596) and Williams (501) were the eighth tandem in program history to combined for over 1,000 points in a season. Goth and Shaelyn Martin set the school record for assists by a duo in school history (345). Five players named to Academic All-Big 12 teams. Martin named 2018 CoSIDA Academic All-America Second Team. Defeated two teams ranked in the AP poll. Offensively, K-State averaged 68.0 points per game, its highest mark since the 2005-06 season. The Wildcats scored 2,313 points, the most since the 2005-06 season. Registered 160 blocked shots, the third-most in program history. Pocketed 294 steals, which is the fourth straight season with 275 or more steals.

2018-19 - Made the 16th NCAA Tournament appearance in program history. Kansas State became the 18th program in NCAA Division I history with 950 or more wins with a 90-78 win over West Virginia on Feb. 27, 2019. Head coach Jeff Mittie secured his 100th win of his tenure at K-State, a 72-59 win over West Virginia on March 9, 2019. For the first time since the Big 12 switched to a full round-robin schedule in the 2012-13 season, K-State swept the season series against both Texas and Oklahoma. Kayla Goth and Peyton Williams named to the All-Big 12 First Team. Peyton Williams named Big 12 All-Defensive Team. Christianna Carr named to the Big 12 All-Freshman Team. K-State ended the season with a five-game road winning streak. Goth (226) tied for second in school history for assists in a season. Williams registered 14 double-doubles to lead the Big 12. Williams was the first K-State player since Kendra Wecker (2002-03) to average a double-double in league play • Three players named to Academic All-Big 12 First Team. Williams named 2019 Google Cloud Academic All-District VII First Team

K-STATE ALL-TIME ASSISTANT COACHES

1974-75 Jane Schroeder	1997-98 Kamie Ethridge Bridgett Bonds Williams Sue Serafini	2016-17 Brian Ostermann Ebony Gilliam Jacie Hoyt
1975-76 Jane Schroeder Mary Phyl Dwight	1998-99 Kamie Ethridge Kristin Becker Sue Serafini	2017-18 Brian Ostermann Chris Carr Jacy Stone
1976-77 Jane Schroeder	1999-2000 Kamie Ethridge Kristin Becker Sue Serafini	2018-19 Brian Ostermann Chris Carr Jacy Stone
1977-78 Jane Schroeder Pat Dobratz	2000-01 Kamie Ethridge Kristin Becker Sue Serafini	2019-20 Brian Ostermann Chris Carr Ebony Haliburton
1978-79 Jane Schroeder		
1979-80 Steve Silverberg		
1980-81 Sally Anthony	2001-02 Kamie Ethridge Kristin Becker Sue Serafini	
1981-82 Sally Anthony Eileen Feeney	2002-03 Kamie Ethridge Kristin Becker Sue Serafini	
1982-83 Sally Anthony Eileen Feeney	2003-04 Kamie Ethridge Kristin Becker Sue Serafini	
1983-84 Sally Anthony Eileen Feeney	2004-05 Kamie Ethridge Shelley Jarrard Stephanie White	
1984-85 Margaret Thomas Priscilla Gary	2005-06 Kamie Ethridge Shelley Jarrard Jennie Lillis	
1985-86 Margaret Thomas Eddie Vaughn	2006-07 Kamie Ethridge Kelly Moylan Andria Jones	
1986-87 Eddie Vaughn Terri Lasswell	2007-08 Kamie Ethridge Kelly Moylan Andria Jones	
1987-88 Terri Lasswell Jane Lobenstein	2008-09 Kamie Ethridge Kelly Moylan Andria Jones	
1988-89 Terri Lasswell Gaye Griffin		
1989-90 Gaye Griffin Susan Kubala Lynne Fitzgerald		
1990-91 Sue Doran Sharon Allen Meg Matsakis	2009-10 Kamie Ethridge Kelly Moylan Shalee Lehnig	
1991-92 Sue Doran Jan Chance Joeleen Bieber	2010-11 Kamie Ethridge Kelly Moylan Shalee Lehnig	
1992-93 Sue Doran Jan Chance Joeleen Bieber	2011-12 Kamie Ethridge Kelly Moylan Shalee Lehnig	
1993-94 Kelly Kramer Lori Armendariz Tammie Romstad	2012-13 Kamie Ethridge Kelly Moylan Shalee Lehnig	
1994-95 Kelly Kramer Lori Armendariz Tammie Romstad	2013-14 Kamie Ethridge Kelly Moylan Shalee Lehnig	
1995-96 Kelly Kramer Lori Armendariz LaTonya Tate	2014-15 Brian Ostermann Ebony Gilliam Claire Coggins	
1996-97 Kamie Ethridge Bridgett Bonds Williams Sue Serafini	2015-16 Brian Ostermann Ebony Gilliam Jacie Hoyt	



At 5-feet tall former Wildcat Rebekah Goering is the shortest player ever to wear a Kansas State uniform.



At 6-foot-6 former Wildcat Olga Firsova is the tallest player ever to wear a Kansas State uniform.

WILDCATS BY HEIGHT

5-0	Rebekah Goering
5-3	Linda Domnick
5-4	Shalondra Booker, Kristy Thomas, Dawn Stoehr, Theza Fitzpatrick, Betsy Sloan, Jill Bleier
5-5	Kendra Spresser, Kelsey Hill, Twigg McIntyre, April Sailors, Mary Jo Miller, Elyse Funk, Priscilla Gary
5-6	Haley Texada, Chelsea Domenico, Kimmerly Newsom, Essence Perry, Stacy Neal, Michelle Johnson, Lori Nelson, Cheryl Jackson, Gayla Williams
5-7	Karyla Middlebrook, Kindred Wesemann, Antoinette Taylor, Marissa Ellis, Mariah White, Dee DeShay, Brit Jacobson, Carlene Mitchell, Andrea O'Neal, Nadira Hazim, Carol Smith, Leann Kuebelbeck, Cassandra Jones, Kim White, Danna Harrington, Jean Roise, Melanie Lees
5-8	Alisa Wiggins, Deborah Meeks, Leticia Romero, Brittany Chambers, Emma Ostermann, Taelor Karr, Laurie Koehn, Kari Hanson, Kim Woodlee, Kjersten Larson, Dana Pollock, Gretchen Bertrand, Janet Madsen, Susan Green, Tracey Bleczynski, Sheila Hubert, Denae Stensaas, Sheronda Jenkins, Kari Jones, LeAnn Wilcox
5-9	Sarah Bates, Stephanie Wittman, Shalee Lehnig, Kelsey Nelson, Kimberly Dietz, Kristin Rethman, Shawnda DeCamp, Amanda Chamberlain, Risha Grant, Kelly Moylan, Nicole Brown, Arneetrice Cobb, Amy Davidson, Carlisa Thomas, Andrea James, Jeanne Daniels, Karen Coupe, Angie Taylor, Taryn Bachis, Michelle Campbell
5-10	Cymone Goodrich, Anna Hammaker, Kelly Thomson, Bri Craig, Heidi Brown, Ashia Woods, Tasha Dickey, Kari Kincaid, Marshela Webb, Morgen Finneran, Missy Decker, Allison Chonko, Leah Honeycutt, Diana Miller, Rita Matteucci, Shelley Woodard, Marilee Drouhard, Shannon Huffman
5-11	Lauren Mertz, Ashlynn Knoll, Chantay Caron, JuliAnne Chisholm, Claire Coggins, Naytanda Smith, Kendra Wecker, Jenny Coalson, Brandy Harris, Sara Munson, Jamie Koester, Dee Ella Lewis, Shanelle Stires, Lynn Holzman, Kristie Bahner, Barbara Gilmore, Karen Franklin, Eileen Feeney, Lori Coulter
6-0	Brianna Kulas, Shalin Spani, Marlies Gipson, Megan Mahoney, Amy Dutmer, Kayla Hester, Carrie Ragar, Mendy Benson, Jaime White, Julia Begley, Sheila Cherry, Cindy Durham, Kerry Hawley, Erin Schreiber, Beckie Smatana

6-1	Christianna Carr, Savannah Simmons, Rachel Ranke, Kayla Goth, Shaelyn Martin, Erica Young, Megan Deines, Stacey Malone, Katya Leick, Carolyn McCullough, Angie Finkes, Nicky Ramage, Andria Jones, Dionne Burwell, Joey Ward, Pam Stoltz, Stacey Boyle, Amanda Holley, Jennifer Jones, Angie Bonner, Kim Price, Becky Dobbins, Shelly Hughes, Brenda Dutton
6-2	Laura Macke, Kali Jones, Ashley Jones, Branshea Brown, Jalana Childs, Jenny Gilbertson, Alina Voronenko, Ashley Sweat, Danielle Zanotti, Shana Wheeler, Jackie Stanley, Andrea Armstrong, Heather Smith, Kari Willingham, Lisa Gaitor, JoMoree Grattan, Jennifer Grebing, Polly Williams, Susan Leiding, Dee Weinreis, Tammie Romstad, Jessica McFarland, Shanda Murdoch
6-3	Kaylee Page, Lanie Page, Jessica Sheble, JoAnn Hamlin, Brie Madden, Danielle Hutton, Amy Frei, Sheryl Pfalzgraf, Tina Dixon
6-4	Ashley Ray, Peyton Williams, Maary Lakes, Eternati Willock, Patty Johnson, Stephanie Lane
6-5	Ayoka Lee, Breanna Lewis, Nicole Ohlde
6-6	Olga Firsova

Current Players in **BOLD**

ALL-TIME JERSEY NUMBERS

00	Andrea Armstrong	24	Emilee Ebert, Kindred Wesemann, Marissa Ellis, Jackie Stanley, Naytanda Smith, Marshela Webb, Dana Pollock, Kerry Hawley, Tina Dixon, Barbara Gilmore, Angie Taylor, Terri Lasswell, Virginia Roglin
0	Jessica Sheble	25	Jasauen Beard, Stacey Malone, Danielle Zanotti, Missy Decker, Sheila Hubert, Marilee Drouhard, Beckie Smatana, Mary Kratky, Gunile Meyers
1	Savannah Simmons, Kaylee Page, Haley Texada	30	Shana Wheeler, Nadira Hazim, Taryn Bachis, Margo Jones, Karen Klees, Wanda Tilford
2	Cymone Goodrich, Erica Young, Brittany Chambers (retired), Kelsey Nelson	31	Ewa Laskowska, Kari Willingham, Stephanie Lane, Sheryl Pfalzgraf, Jean Roise, Shannon Huffman, Sheila Brown, Nancy Nibarger, Marsha Poppe-Koster, Terri Lasswell
3	Sarah Bates, Lanie Page, Deborah Meeks, Nicole Ohlde (retired)	32	Alina Voronenko, Jamie Koester, Shawnda DeCamp, Leah Honeycutt, Jaime White, Susan Leiding, Becky Dobbins, Susie Norton, Lori Coulter, Jane Akers
4	Katya Leick, Ashley Sweat, Kimmerly Newsom, Brit Jacobson, JoMoree Grattan	33	Ashley Ray, Jalana Childs, Shanda Murdoch, Essence Perry, Sara Munson, Risha Grant, Nicole Brown, Diana Miller, Kim White, Tammie Romstad (retired)
5	Alisa Wiggins, Mercedes Brooks, Shalee Lehnig (retired), Olga Firsova, Shanelle Stires	34	Branshea Brown, Megan Mahoney, Andria Jones, Julia Begley, Angie Bonner, Shelly Hughes, Jan Laughlin
10	Jada Thorpe, Kayla Goth, Leticia Romero, Heidi Brown, Kelsey Hill, Laurie Koehn, Heather Smith, Cheryl Jackson, Priscilla Gary (retired), Karen Coupe, Peggy Johns, Rebekah Goering, Jackie Affolter, Patricia Drake	35	Danielle Hutton, Brandy Harris, Cindy Durham, Angie Bonner
11	Peyton Williams, Antoinette Taylor, Chantay Caron, Shalondra Booker, Dawn Stoehr, Susan Green, Andrea James, Sharon Carr, Melanie Lees, Sara Hackerott, Janet Reusser, Rebekah Goering, Mary McManis	40	Maary Lakes, JoAnn Hamlin, Amy Frei, Leann Kuebelbeck, Karen Franklin, Greta Sigel
12	Rachel Ranke, Kelly Thomson, Taelor Karr, Kristin Rethman, Allison Chonko, Dee Ella Lewis, Tami Johnson, Betsy Sloan, Ellen Sapp, Mary Nixon	41	Kari Kincaid, Sunny Jacobson, Laurie Miller
13	Laura Macke, Eternati Willock, Lauren Mertz, Kendra Spresser, Tasha Dickey, Brianna Kulas, Kimberly Dietz, Amy Short, Carlene Mitchell, Lynn Holzman, Rita Matteucci, Kristi Short, Jill Bleier, Kari Jones	42	Brie Madden, Angie Finkes, Kayla Hester, Lisa Gaitor, Mendy Benson, JoMoree Grattan, Sheila Cherry, Stacy Boyle, Beth Boggs
14	Stephanie Wittman, Claire Coggins, April Sailors, Kjersten Larson, Kelly Moylan, Carol Smith, Tracey Bleczynski, Sheronda Jenkins, Shelley Woodard, Gayla Williams, Rose Holm, Sharon Brock	43	Christianna Carr, Pam Stoltz, Erin Schreiber, Brenda Mauck-Dutton, Jane Schroeder
15	Kali Jones, Megan Deines, Heidi Brown, Twigg McIntyre, Leah Honeycutt, Janet Madsen, Cassandra Jones, Eileen Feeney, Janet Hopkins	44	Emma Chapman, Carolyn McCullough, Denisha Ferguson, Lisa Gaitor, Kristie Bahner
20	Bri Craig, Emma Ostermann, Kristy Thomas, Gretchen Bertrand, Elyse Funk, Denae Stensaas, Michelle Campbell, Ginger Thull, Janet Whitehill	45	Jenny Gilbertson, Amy Dutmer, Nicky Ramage, Patty Johnson, Amy Davidson
21	Karyla Middlebrook, Ashley Jones, Ashlynn Knoll, JuliAnne Chisholm, Kari Hanson, Kim Woodlee, Stacy Neal, Mary Jo Miller, Theza Fitzpatrick, Linda Domnick, Danna Harrington, Kim Price, Ellen Sapp, Susan Strom	50	Ayoka Lee, Shaelyn Martin, Jessica McFarland, Morgen Finneran, Carrie Ragar
22	Karyla Middlebrook, Breanna Lewis, Mariah White, Chelsea Domenico, Dee DeShay, Amanda Chamberlain, Joey Ward, Polly Williams, Tracey Bleczynski, Jennifer Jones, Jeanne Daniels, Kathy O'Toole, Mary Nixon, Kristi Sieck, Eva Schmidt, Betty Ryan	51	Marlies Gipson, Amanda Holley
23	Anna Hammaker, Ashia Woods, Shalin Spani, Jenny Coalson, Andrea O'Neal, Michelle Johnson, Sheila Cherry, Arneetrice Cobb, Carlisa Thomas, Sally Boley, Dee Weinreis, LeAnn Wilcox, Jan Laughlin, Ginger Thull	52	Stephanie Lane
		53	Kendra Wecker (retired)
		54	Dionne Burwell, Jennifer Grebing

Current Players in **BOLD**

55

The only available number to never have been worn in school history is number 55.




BAHNER



BROWN



COALSON



DANIELS



DECKER



GREEN



HONEYCUTT



KINCAID



LAUGHLIN



LEIDING

A name with an (*) designates players who were named honorary letterwinners due to the fact that they participated in Kansas State Women's Basketball prior to the time that K-State awarded letters to women's basketball players. The letterwinners list is based on sports information records beginning with the 1973-74 season. Numbers listed are final career statistics.

A

Affolter, Jackie – 5-8, F, # 1976
Morganville, Kan., 0.9 ppg, 1.0 rpg
Akers, Jane 1969
Armstrong, Andrea – 6-2, F/C, #00 2001-02
Lakeside, Ore., 3.8 ppg, 2.2 rpg

B

Bachis, Taryn – 5-9, G, #30 1981
Albuquerque, N.M., 10.2 ppg, 3.9 rpg
Bahner, Kristie – 5-11, C, #44 1988-89-90-91
Topeka, Kan., 9.2 ppg, 6.3 rpg
Beard, Jasauen – 5-11, F, #25 2019
Midwest City, Okla.
Begley, Julia – 6-1, F, #34 1991-92
Hugoton, Kan., 1.3 ppg, 1.1 rpg
Bertrand, Gretchen – 5-8, PG, #20 1991-92-93-94
Colby, Kan., 3.8 ppg, 1.5 rpg
Blecinski, Tracey – 5-8, F, #14 & #22 1986-87
Shawnee Mission, Kan., 6.5 ppg, 4.2 rpg
Bleier, Jill – 5-4, G, #13 1981
Holton, Kan., 0.7 ppg, 0.0 rpg
Boggs, Beth – 6-1, C, #42 1976-77-78-79
Lenexa, Kan., 5.5 ppg, 4.6 rpg
Booker, Shalondra – 5-4, G, #11 2001-02
Detroit, Mich., 2.5 ppg, 1.5 rpg
Boley, Sally – 5-6, G, #23 1983
Harveyville, Kan., 0.0 ppg, 0.0 rpg
Bonner, Angeline – 6-1, C, #34 & #35 1982-83-84
St. Louis, Mo., 12.7 ppg, 5.9 rpg
Boyle, Stacey – 6-1, C, #42 1988-89
Dodge City, Kan., 5.3 ppg, 3.3 rpg
*Brock, Sharon – 5-8, F 1975
Neosho, Mo., 1.1 ppg, 1.5 rpg
Brown, Branshea – 6-2, F, #34 2009-10-11-12
Walterboro, S.C., 3.9 ppg, 4.2 rpg
Brown, Heidi – 5-10, G, #10 & #15 2012-13-14-15
Plains, Kan., 0.9 ppg, 1.1 rpg
*Brown, Sheila 1969

C

Campbell, Michelle – 5-9, F, #20 1977-78-79
Westmoreland, Kan., 2.8 ppg, 1.9 rpg
Caron, Chantay – 5-11, G/F, #11 2011-12-13-14
Lawrence, Kan., 4.2 ppg, 2.5 rpg
Carr, Christianna – 6-1, G, #43 2019
Manhattan, Kan.
Carr, Sharon – 5-9, G, #11 1983
Chicago, Ill., 1.1 ppg, 0.5 rpg
Chamberlain, Amanda – 5-9, PG, #22 1995-96
Holton, Kan., 2.5 ppg, 2.7 rpg
Chambers, Brittany – 5-8, G, #2 2010-11-12-13
Jordan, Minn., 16.0 ppg, 6.4 rpg
Cherry, Sheila – 6-0, F, #23 & #42 1990-91
Salina, Kan., 2.3 ppg, 2.0 rpg
Childs, Jalana – 6-2, F, #33 2009-10-11-12
Orlando, Fla., 9.4 ppg, 3.8 rpg
Chisholm, JuliAnne – 5-11, G/F, #21 2011-12
Hillsboro, Kan., 1.7 ppg, 1.2 rpg
Chonko, Allison – 5-10, G, #12 1996
Overland Park, Kan., 1.3 ppg, 1.3 rpg
Coalson, Jenny – 5-11, F/G, #23 1996-97-98-00
Calhan, Colo., 4.9 ppg, 4.9 rpg
Cobb, Arnette – 5-9, G/F, #23 1989-90
Gary, Ind., 4.7 ppg, 2.7 rpg
Coggins, Claire – 5-11, G/F, #14 2004-05-06-07
Lee's Summit, Mo., 10.0 ppg, 2.8 rpg
Coulter, Lori – 5-11, F, #32 1978
Hastings, Neb., 1.1 ppg, 0.8 rpg
Craig, Bri – 5-9, G, #20 2013-14-15-16
Lincoln, Neb., 6.1 ppg, 2.5 rpg

D

Daniels, Jeanne – 5-9, F, #22 1979-80-81-82
Valley Center, Kan., 6.6 ppg, 3.6 rpg
*Davenport, Donita, 1970-71-72
Manhattan, Kan.
Davidson, Amy – 5-9, G, #45 1987-88-89-90
Edina, Minn., 3.8 ppg, 1.8 rpg
DeCamp, Shawnda – 5-9, G, #32 1994-95
Locust Grove, Okla., 17.3 ppg, 3.3 rpg
Decker, Missy – 5-10, G, #25 1994-95-96-97
Rochester, Minn., 7.6 ppg, 2.1 rpg
Deines, Megan – 6-1, G, #15 2016
Springfield, Mo., 9.6 ppg, 2.2 rpg
DeShay, Dee – 5-7, G, #22 1998, 00
Cedar Creek, Texas, 1.0 ppg, 0.9 rpg
Dickey, Tasha – 5-11, G, #13 2012
Sandy, Utah, 9.9 ppg, 4.1 rpg
Dietz, Kimberly – 5-9, G, #13 2005-06-07-08
Boulder, Colo., 10.5 ppg, 2.4 rpg
Dixon, Tina – 6-3, C, #24 1983-84
Kansas City, Mo., 9.9 ppg, 6.3 rpg
Dobbins, Becky – 5-11, F, #32 1981-82-83
Humboldt, Kan., 2.6 ppg, 1.9 rpg
Domnick, Linda – 5-3, G, #21 1985
Anthony, Kan., 0.5 ppg, 0.2 rpg
Domenico, Chelsea – 5-6, G, #22 2002-03-04-05
Thornton, Colo., 1.9 ppg, 2.0 rpg
*Drake, Patricia 1969
Drouhard, Marilee – 5-10, F, #25 1982
Danville, Kan.
*Duffey, Deanna 1970-71-72-73
Colby, Kan.
Durham, Cindy – 6-0, F, #35 1983-84-85-86
Independence, Mo., 4.8 ppg, 2.0 rpg
Dutmer, Amy – 6-0, F, #45 2001-02-03-04
York, Neb., 3.0 ppg, 1.5 rpg

E

*Ewing, Martha

F

*Fair, Arlene 1967-68
Alden, Kan.
Feeney, Eileen – 5-11, F, #15 1977-78-79-80
East Hanover, N.J., 12.5 ppg, 5.8 rpg
*Felbush, Nina 1966-67-68
Abilene, Kan.
Ferguson, Denisha – 6-1, F, #44 2001
Clarksville, Tenn., 3.2 ppg, 2.6 rpg
Finkes, Angie – 6-1, C, #42 1997-98-99-00
St. Paris, Ohio, 11.4 ppg, 5.5 rpg
Finneran, Morgen – 5-10, G, #50 1998-99-00-01
Granbury, Texas, 1.3 ppg, 1.2 rpg
Firsova, Olga – 6-6, C, #5 1998-00
Kiev, Ukraine, 9.9 ppg, 6.0 rpg
Fitzpatrick, Theza – 5-4, G, #21 1986-87
St. Louis, Mo., 6.9 ppg, 3.3 rpg
*Foster, Judy 1966-67-68
Franklin, Karen – 5-11, F, #40 1983-84
Sapulpa, Okla., 2.7 ppg, 1.9 rpg
Funk, Elyse – 5-5, G, #20 1987-88-89-90
Newton, Kan., 2.7 ppg, 1.7 rpg

G

Gaitor, Lisa – 6-2, F, #44 1995
Johnson City, Tenn., 3.9 ppg, 3.9 rpg
Gary, Priscilla – 5-5, G, #10 1982-83
Memphis, Tenn., 18.3 ppg, 5.0 rpg
Gilbertson, Jenny – 6-2, F, #45 2009
Wabasha, Minn., 0.0 ppg, 0.5 rpg
Gilmore, Barbara – 5-11, F, #24 1982-83
East St. Louis, Mo., 9.5 ppg, 4.6 rpg
Gipson, Marlies – 6-0, F, #51 2006-07-08-09
McPherson, Kan., 11.4 ppg, 7.1 rpg
Gloe, Claudia 1970
*Goering, Rebekah – 5-0, G 1971-72-73-74
Wichita, Kan.
Goodrich, Cymone – 5-10, G, #2 2018
Chicago, Ill.
Goth, Kayla – 6-1, G, #10 2016-17-18-19
DeForest, Wis., 9.6 ppg, 3.0 rpg

Grattan, JoMoree – 6-2, F, #4 & #42 1992-93-94
Cleveland, Ohio, 2.8 ppg, 3.2 rpg
Grebing, Jennifer – 6-2, C, #54 1988, 90-91-92
Frohna, Mo., 4.3 ppg, 3.3 rpg
Green, Susan – 5-8, G, #11 1984-85-86-87
Anthony, Kan., 8.6 ppg, 2.2 rpg

H

Hackerott, Sara – 5-6, G 1978
Alton, Kan., 5.0 ppg, 2.8 rpg
Hamlin, JoAnn – 6-3, C, #40 2006
Douglass, Kan., 10.0 ppg, 4.6 rpg
Hammaker, Anna – 5-10, G, #23 2016
Knoxville, Tenn., 1.3 ppg, 0.4 rpg
Hanson, Kari – 5-8, G, #21 2002-03
Bismarck, N.D., 2.4 ppg, 1.6 rpg
Harrington, Danna – 5-7, G, #21 1984
Emporia, Kan., 0.3 ppg, 0.0 rpg
Harris, Brandy – 5-11, F, #35 1998-99
Tulsa, Okla., 8.9 ppg, 5.4 rpg
Hawley, Kerri – 6-0, F, #24 1985
Tulsa, Okla., 1.8 ppg, 1.6 rpg
Hazim, Nadira – 5-7, G, #30 1988-89-90-91
Topeka, Kan., 14.9 ppg, 4.9 rpg
Hester, Kayla – 6-0, C, #42 1996-97
Beaver, Okla., 5.5 ppg, 3.6 rpg
Hill, Kelsey – 5-5, G, #10 2008-09-11
Lenexa, Kan., 2.0 ppg, 0.5 rpg
Holley, Amanda – 6-1, F/C, #51 1986
Bethany, Okla., 12.9 ppg, 7.3 rpg
*Holm, Rose – 5-7, G 1973-74
Burns, Kan., 3.9 ppg
Holzman, Lynn – 5-11, F/G, #13 1991-92-93-94
Royalton, Ohio, 4.2 ppg, 3.1 rpg
Honeycutt, Leah – 5-10, F, #15 1990-91-92-93
Houston, Texas, 7.6 ppg, 5.5 rpg
*Hopkins, Janet – 5-8, F 1971-72-73-74
Benton, Kan.
Hubert, Sheila – 5-8, F, #25 1985-86
Tulsa, Okla., 9.8 ppg, 4.7 rpg
Hughes, Shelly – 6-1, F, #34 1981-82
Williston, N.D., 8.2 ppg, 6.6 rpg
Hutton, Danielle – 6-3, F, #35 2001
Overland Park, Kan., 3.6 ppg, 2.6 rpg

J

Jacobson, Brit – 5-7, G, #4 1995-96-97-98
Chugiak, Alaska, 13.6 ppg, 4.8 rpg
Jacobson, Sunny – 5-10, G, #41 1997
Chugiak, Alaska, 2.0 ppg, 0.5 rpg
Jenkins, Sheronda – 5-8, G, #14 1983
Nashville, Tenn., 6.7 ppg, 2.1 rpg
John, Jerianne – 5-9, F 1976
Algonia, Kan., 8.1 ppg, 4.7 rpg
*Johns, Peggy – 5-3, G, #10 1972-73-74-75
Manhattan, Kan.
Johnson, Patty – 6-4, F, #45 1995
Lorraine, Kan., 1.0 ppg, 1.0 rpg
Johnson, Tami – 5-7, G 1976-77-78-79
McPherson, Kan., 5.5 ppg, 2.1 rpg
Jones, Andria – 6-1, G, #34 1994-95-96-97
Radnor, Ohio, 10.8 ppg, 5.1 rpg
Jones, Ashley – 6-2, F, #21 2015
Tulsa, Okla., 2.2 ppg, 1.5 rpg
Jones, Cassandra – 5-7, G, #15 1983-84-85-86
Ft. Lauderdale, Fla., 11.7 ppg, 4.1 rpg
Jones, Jennifer – 6-1, F, #22 1983-84-85
Chicago, Ill., 11.6 ppg, 4.3 rpg
Jones, Kali – 6-2, F, #15 2018-19
Murrieta, Calif., 4.7 ppg, 3.8 rpg
Jones, Kari – 5-9, G/F, #13 1980
Pratt, Kan., 1.2 ppg, 0.5 rpg
Jones, Margo – 6-0, C 1976-77-78
Wichita, Kan., 5.7 ppg, 5.4 rpg

K

Karr, Taelor – 5-8, G, #12 2010-11
Paola, Kan., 9.7 ppg, 4.6 rpg
Kincaid, Kari – 5-10, G, #41 2007-08-09-10
Andover, Kan., 6.3 ppg, 1.9 rpg
*Klees, Karen – 5-9, C 1974
St. Louis, Mo., 2.0 ppg

1992-93-94

1988, 90-91-92

1984-85-86-87

1978

2006

2016

2002-03

1984

1998-99

1985

1988-89-90-91

1996-97

2008-09-11

1986

1973-74

1991-92-93-94

1990-91-92-93

1971-72-73-74

1985-86

1981-82

2001

1995-96-97-98

1997

1983

1976

1972-73-74-75

1995

1976-77-78-79

1994-95-96-97

2015

1983-84-85-86

1983-84-85

2018-19

1980

1976-77-78

2010-11

2007-08-09-10

1974

Knoll, Ashlynn – 5-11, F, #21 2013-14

Canyon, Texas, 4.4 ppg, 1.9 rpg

Koehn, Laurie – 5-8, G, #10 2002-03-04-05

Hesston, Kan., 14.3 ppg, 3.0 rpg

*Kratky, Mary – 5-8, F 1971-72-73-74

Wilson, Kan.

Kuebelbeck, Leann – 5-7, G, #40 1985-86-87

Tonganoxie, Kan., 0.8 ppg, 0.7 rpg

Kulas, Brianna – 6-0, F, #13 2011

Mission, Kan., 2.2 ppg, 1.8 rpg

L

Lakes, Maary – 6-4, C, #40 2018

Peoria, Ill., 1.6 ppg, 1.9 rpg

*Lancaster, Jean 1967-68

Topeka, Kan.

Lane, Stephanie – 6-4, C, #52 1987-88-89-90

Wentzville, Mo., 2.4 ppg, 2.0 rpg

Larson, Kjersten – 5-8, PG, #14 1994-95-96-97

Maple Grove, Minn., 1.7 ppg, 2.4 rpg

*Lasswell, Terri – 5-11, F/C 1974

Emmett, Kan., 2.4 ppg

Laughlin, Jan – 5-9, F, #23 & 34 1972-73-74-75

Manhattan, Kan.

Lees, Melanie – 5-7, G, #11 1981

Pittsburgh, Pa., 0.7 ppg, 0.6 rpg

Lehning, Shalee – 5-9, G, #5 2006-07-08-09

Sublette, Kan., 9.1 ppg, 7.0 rpg

Leick, Katya – 6-1, F, #4 2014

Grey Cloud Township, Minn., 7.7 ppg, 4.3 rpg

Leiding, Sue – 6-2, C, #32 1984-85-86-87

Tulsa, Okla., 9.3 ppg, 4.4 rpg

Lewis, Breanna – 6-5, F, #22 2014-15-16-17

Milwaukee, Wis., 12.1 ppg, 6.8 rpg

M

Macke, Laura – 6-2, F, #13 2019

Baileyville, Kan.

Madden, Brie – 6-3, C, #42 2002-03-04-05

Arlington, Texas, 4.3 ppg, 3.3 rpg

Madsen, Janet – 5-8, F, #15 1987-88

Elk River, Minn., 6.9 ppg, 3.0 rpg

Mahoney, Megan – 6-0, F/G, #34 2002-03-04-05

Sturgis, S.D., 10.1 ppg, 6.2 rpg

Martin, Shaelyn – 6-0, G, #50 2015-16-17-18

Salina, Kan., 4.9 ppg, 6.0 rpg

Matteucci, Rita – 5-10, F, #13 1987-88-89-90

Albuquerque, N.M., 7.1 ppg, 4.5 rpg

Mauck-Dutton, Brenda – 6-1, C, #43 1977-78-79-80

Limon, Colo., 2.3 ppg, 2.1 rpg

McCullough, Carolyn – 6-1, G/F, #44 2005-06-07-08

Stilwell, Kan., 2.4 ppg, 1.4 rpg

McFarland, Jessica – 6-2, C, #50 2003-04-05-06

Derby, Kan.

McIntyre, Twigg – 5-5, G, #15 2004-05-06

Sapulpa, Okla.

*McManis, Mary 1968-69

Manhattan, Kan.

Meeks, Deborah – 5-8, G, #3 2015

Benton Harbor, Mich., 2.3 ppg, 1.7 rpg

Mertz, Lauren – 5-11, F, #13 2015

Overland Park, Kan., 0.0 ppg, 0.0 rpg

*Meyers, Gunile 1969

Middlebrook, Karyla – 5-7, G, #21 & #22 2017-18

Blue Springs, Mo., 8.7 ppg, 3.0 rpg

Miller, Diana – 5-10, F, #33 1988-89-90-91

Hutchinson, Kan., 15.0 ppg, 6.6 rpg

Miller, Laurie – 6-0, F, #41 1976-77-78-79

Smithville, Mo., 8.7 ppg, 6.0 rpg

Miller, Mary Jo – 5-5, G, #21 1989-90-91-92

Milroy, Minn., 9.7 ppg, 3.0 rpg

</



MADDEN



L. MILLER



MOYLAN



O'TOOLE



POPPE



RAMAGE



RETHMAN



THOMAS



WILCOX



WOODLEE

N

Neal, Stacy — 5-6, PG, #21	1993-94
Winfield, Kan., 1.8 ppg, 0.8 rpg	
Nelson, Kelsey — 5-9, G, #2	2008-09
Riley, Kan., 4.0 ppg, 1.8 rpg	
Newsom, Kimmery — 5-6, G, #4	2001-02-03-04
Nashville, Tenn., 1.0 ppg, 0.6 rpg	
Nibarger, Nancy — 5-9, F, #	1978
Morrowville, Kan., 1.7 ppg, 1.4 rpg	
*Nixon, Mary — 6-0, C	1973-74
Eureka, Kan.	
Norton, Susie — 5-7, G/F, #32	1973-74-75-76
Manhattan, Kan.	

O

O'Neal, Andrea — 5-7, G, #23	1993-94
Ft. Smith, Ark., 7.3 ppg, 1.9 rpg	
O'Toole, Kathy — 5-11, C, #22	1975-76-77
Lawrence, Kan., 5.7 ppg, 5.1 rpg	
Ohlde, Nicole — 6-5, F/C, #3	2001-02-03-04
Clay Center, Kan., 17.8 ppg, 7.9 rpg	
Ostermann, Emma — 5-8, G, #20	2011-12
Abilene, Kan., 0.9 ppg, 0.4 rpg	

P

Page, Kaylee — 6-3, F, #1	2016-17-18
Wamego, Kan., 7.3 ppg, 3.4 rpg	
Page, Lanie — 6-3, F, #3	2017
Wamego, Kan., 2.1 ppg, 0.4 rpg	
Perry, Essence — 5-6, G, #33	1999
Lawton, Okla., 5.4 ppg, 2.9 rpg	
Pfalzgraf, Sheryl — 6-3, C, #31	1985
McPherson, Kan., 2.0 ppg, 2.4 rpg	
Pollock, Dana — 5-8, G, #24	1993-94-95
Onaga, Kan., 1.0 ppg, 2.0 rpg	
Poppe-Koster, Marsha — 5-9, F, #31	1974-75-76-77
Lincolnville, Kan., 11.5 ppg	
Price, Kim — 6-1, F, #21	1979-80-81, 83
Hutchinson, Kan., 8.9 ppg, 4.6 rpg	

R

Ragar, Carrie — 6-0, F, #50	1996
Palmyra, Mo., 4.3 ppg, 3.0 rpg	
Ramage, Nicky — 6-1, F, #45	1997-98-99-00
Little River, Kan., 9.2 ppg, 4.7 rpg	
Ranke, Rachel — 6-1, G, #12	2018-19
Burnsville, Minn.	
Ray, Ashley — 6-4, C, #33	2018-19
Girard, Kan.	
Rethman-Waller, Kristin — 5-9, G/F, #12	1999-00-01-02
Corning, Kan., 9.1 ppg, 3.3 rpg	
Reusser, Janet — 5-5, G, #11	1973-74-75-76
Viola, Kan., 11.9 ppg	
*Roglin, Virginia	1967-68-69-70
Quincy, Kan.	
Roise, Jean — 5-7, G, #31	1981-82
Berthold, N.D., 5.6 ppg, 2.1 rpg	
Romero, Leticia — 5-8, G, #10	2014
Las Palmas, Spain, 14.2 ppg, 5.8 rpg	
Romstad, Tammie — 6-1, C, #33	1979-80-81-82
Independence, Mo., 15.2 ppg, 7.6 rpg	
*Ryan, Dr. Betty J.	1969-70-71
Leavenworth, Kan.	

S

Sailors, April — 5-5, G, #14	2000-01
S. Sioux City, Neb., 4.8 ppg, 1.6 rpg	
*Sapp, Ellen — 5-8, G, #12 & 21	1975
Chetopa, Kan., 0.8 ppg, 0.6 rpg	
Schmidt, Eva — 5-11, F, #22	1977
Caldwell, Kan., 0.1 ppg, 0.4 rpg	
Schreiber, Erin — 6-0, F, #43	1982
Jenks, Okla., 6.8 ppg, 2.7 rpg	
Schroeder, Jane	1969-70
Sheble, Jessica — 6-2, F, #0	2014-15-16-17
Olathe, Kan., 2.4 ppg, 1.7 rpg	
Short, Amy — 5-5, G, #13	1997
Goodland, Kan., 0.0 ppg, 0.0 rpg	
Short, Kristi — 5-7, G, #13	1975-76-77-78
Wichita, Kan., 6.4 ppg, 1.7 rpg	
*Sigel, Greta — 5-11, C, #40	1974-75-76
Cottonwood Falls, Kan., 3.8 ppg	

*Sigel, Karen

Simmons, Savannah - 6-1, G, #1

Bel Air, Md.	1969-70
Sloan, Betsy — 5-4, G, #12	1980-81-82-83
Salina, Kan., 2.3 ppg, 1.7 rpg	
Smith, Carol — 5-7, G, #14	1987
Detroit, Mich., 2.2 ppg, 0.6 rpg	
Smith, Heather — 6-2, F, #10	1998-99
Gary, Texas, 1.9 ppg, 0.8 rpg	
Smith, Naytanda — 5-11, F, #24	2004-05-06-07
Enid, Okla., 0.9 ppg, 1.2 rpg	
Spani, Shalin — 6-0, G, #23	2008-09-10-11
Lee's Summit, Mo., 3.2 ppg, 1.5 rpg	
Spresser, Kendra — 5-5, G, #13	2013
Dresden, Kan., 1.7 ppg, 1.8 rpg	
Stensaas, Dena — 5-8, G, #20	1985
Concordia, Kan., 0.7 ppg, 0.4 rpg	
Stires, Shanelle — 5-11, G/F, #5	1993-94-95
Salina, Kan., 16.6 ppg, 8.7 rpg	
Stoehr, Dawn — 5-4, G, #11	1989-90
Plattsmouth, Neb., 0.8 ppg, 0.4 rpg	
Stoltz, Pam — 6-1, F, #43	1992
Albert Lea, Minn., 4.4 ppg, 4.0 rpg	
*Strom, Susan	1969-70
Sweat, Ashley — 6-2, F, #4	2007-08-09-10
McPherson, Kan., 13.8, 4.6 rpg	

T

Taylor, Angie — 5-9, G, #24	1980
Kansas City, Mo., 3.1 ppg, 2.1 rpg	
Taylor, Antoinette — 5-6, G, #11	2015-16
Gary, Ind., 2.2 ppg, 0.5 rpg	
Texada, Haley — 5-6, G, #1	2012-13-14-15
Frisco, Texas, 9.4 ppg, 2.8 rpg	
Thomas, Carlisa — 5-10, F, #23	1984-85-86-87
Jacksonville, Fla., 9.7 ppg, 8.0 rpg	
Thomas, Kristy — 5-4, PG, #20	1995
Kansas City, Kan., 1.2 ppg, 0.1 rpg	
Thomson, Kelly — 5-9, G, #12	2014-15-16-17
Riley, Kan., 1.3 ppg, 0.5 rpg	
*Thull, Ginger — 5-5, G, #20 & 23	1974-75-76
Cawker City, Kan., 2.0 ppg	
*Tilford, Marian	1970-71-72-73
Moscow, Kan.	
*Tilford, Wanda	1969-70-71, 73
Moscow, Kan.	

V

Voronenko, Alina — 6-2, G, #32	2009-10-11
Sacramento, Calif., 2.5 ppg, 1.6 rpg	
Vulgamore, Diana	1970

W

Ward, Joelle (Joey) — 6-1, F, #22	1992-93-94
Burnsville, Minn., 1.4 ppg, 1.0 rpg	
Webb, Marshela — 5-10, F, #24	1998-99-00-01
Grandview, Mo., 1.1 ppg, 1.3 rpg	
Wecker, Kendra — 5-11, F, #53	2002-03-04-05
Marysville, Kan., 18.2 ppg, 8.5 rpg	
Wheeler, Shana — 6-2, F, #30	2005-06-07-08
Lee's Summit, Mo., 5.2 ppg, 4.0 rpg	
White, Mariah — 5-7, G, #22	2010-11-12-13
Midwest City, Okla., 4.4 ppg, 4.0 rpg	
Weinreis, Dee — 6-2, C/F, #23	1980-81-82
Minnetonka, Minn., 6.6 ppg, 4.6 rpg	
Wesemann, Kindred — 5-7, G, #24	2014-15-16-17
Pleasant Hill, Mo., 10.1 ppg, 2.3 rpg	
*Whitehill, Janet	1969
Latham, Kan.	
Wilcox, LeAnn — 5-8, G, #23	1976, 79-80
Kansas City, Mo., 11.0 ppg, 3.7 rpg	
Wiggins, Alisa — 5-8, G, #5	2018-19
Montclair, N.J.	
Williams, Gayla — 5-6, G, #14	1978-79-80-81
Cedar Point, Kan., 10.1 ppg, 2.8 rpg	
Williams, Peyton — 6-4, F, #11	2017-18-19
Topeka, Kan.	
Williams, Polly — 6-2, C, #22	1990
Sterling Heights, Mich., 2.4 ppg, 1.1 rpg	
Willingham, Kari — 6-2, F, #31	1996
Perkins, Okla., 1.4 ppg, 0.6 rpg	

Willock, Eternati — 6-4, F, #13

Scarborough, Ontario, Canada

*Witt, Debra

Manhattan, Kan.

Wittman, Stephanie — 5-9, G, #14

San Antonio, Texas, 0.7 ppg, 0.9 rpg

Woodard, Shelley — 5-10, G/F, #14

Maize, Kan., 1.8 ppg, 0.5 rpg

Woodlee, Kim — 5-8, G, #21

Beersheba Springs, Tenn., 9.2 ppg, 3.6 rpg

Woods, Ashia — 5-10, G, #23

Wichita, Kan., 6.8 ppg, 4.3 rpg

Y

Young, Erica — 6-3, F, #2	2014-15-16
Tampa, Fla., 2.4 ppg, 2.1 rpg	

Z

Zanotti, Danielle — 6-2, F, #25	2006-07-08-09
Mustang, Okla., 2.5 ppg, 2.3 rpg	

Current Players in BOLD

LETTER WINNER
BREAKDOWN

The following is a breakdown of the 211 Kansas State women's basketball letter winners in the previous 51 seasons of action. (Note: all players that have the required information listed were included in the breakdown.)

By STATE/COUNTRY

Rk.	State	# (Last Yr)
1.	Kansas	105 (2019)
2.	Missouri	21 (2017)
3.	Oklahoma	18 (2019)
4.	Minnesota	12 (2019)
5.	Texas	8 (2015)
6.	Tennessee	7 (2016)
7.	Nebraska	5 (2015)
8.	Colorado	4 (2008)
	Florida	4 (2015)
	Illinois	4 (2018)
	Michigan	4 (2015)
	Ohio	4 (2000)
13.	North Dakota	3 (2003)
14.	Alaska	2 (1998)
	Arkansas	2 (1996)
	California	2 (2019)
	Indiana	2 (2015)
	New Mexico	2 (1990)
	New Jersey	2 (2019)
	Wisconsin	2 (2019)
20.	Maryland	1 (2019)
	Oregon	1 (2002)
	Pennsylvania	1 (1981)
	South Carolina	1 (2012)
	South Dakota	1 (2005)
	Utah	1 (2012)
	Ukraine	1 (2000)
	Spain	1 (2014)
	Canada	1 (2017)

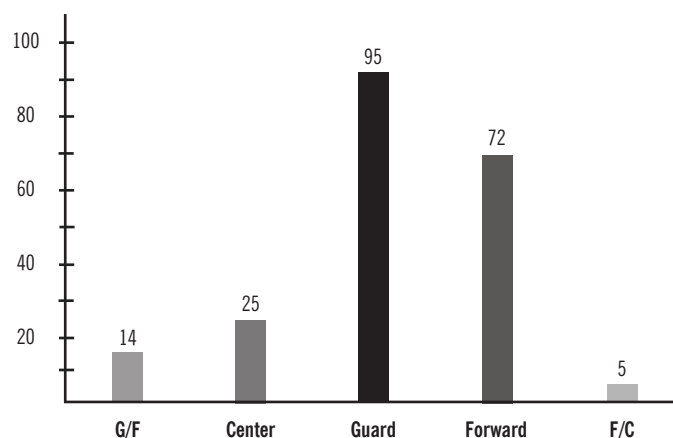
49.8%

Of the 211 letter winners with a designated home town, 49.8 percent are from the state of Kansas.

62.1%

Of the 211 letter winners with a designated home town, 62.1 percent are from within the current Big 12 footprint.

By POSITION



Jackie Affolter 10														5-8 • Forward • 1975-76 • Morganville, Kan.									
Years	GP-GS	MIN-AVG.	FGM-A	Pct.	3FGM-A	Pct.	FTM-A	Pct.	Reb/Avg.	A	TO	BK	ST	Pts./Avg.									
1975-76	16	-	5-20	.250	-	-	5-10	.500	16-1.0	-	-	-	-	15-0.9									
Totals	16	-	5-20	.250	-	-	5-10	.500	16-1.0	-	-	-	-	15-0.9									

Jane Akers 32														1968-69									
Years	GP-GS	MIN-AVG.	FGM-A	Pct.	3FGM-A	Pct.	FTM-A	Pct.	Reb/Avg.	A	TO	BK	ST	Pts./Avg.									
1968-69	-	-	-	-	-	-	-	-	-	-	-	-	-	-									
Totals	-	-	-	-	-	-	-	-	-	-	-	-	-	-									

Andrea Armstrong 00														6-2 • Forward/Center • 2000-02 • Lakeside, Oregon									
Years	GP-GS	MIN-AVG.	FGM-A	Pct.	3FGM-A	Pct.	FTM-A	Pct.	Reb/Avg.	A	TO	BK	ST	Pts./Avg.									
2000-01	28-16	474-16.9	44-131	.336	0-0	.000	47-64	.734	76-2.7	25	39	3	16	135-4.8									
2001-02	20-0	148-7.4	16-45	.356	1-3	.333	13-15	.867	29-1.5	11	18	0	2	46-2.3									
Totals	48-16	622-13.0	60-176	.341	1-3	.333	60-79	.759	105-2.2	36	57	3	18	181-3.8									

Taryn Bachis 30														5-9 • Guard • 1980-81 • Albuquerque, N.M.									
Years	GP-GS	MIN-AVG.	FGM-A	Pct.	3FGM-A	Pct.	FTM-A	Pct.	Reb/Avg.	A	TO	BK	ST	Pts./Avg.									
1980-81	33-26	-	140-300	.467	-	-	56-74	.757	130-3.9	-	-	-	-	336-10.2									
Totals	33-26	-	140-300	.467	-	-	56-74	.757	130-3.9	-	-	-	-	336-10.2									

Kristie Bahner 44														5-11 • Center • 1987-91 • Topeka, Kan.									
Years	GP-GS	MIN-AVG.	FGM-A	Pct.	3FGM-A	Pct.	FTM-A	Pct.	Reb/Avg.	A	TO	BK	ST	Pts./Avg.									
1987-88	24-6	459-19.1	45-89	.506	0-0	.000	31-51	.608	92-3.8	10	22	5	21	121-5.0									
1988-89	29-27	873-30.1	108-207	.522	0-0	.000	105-132	.795	205-7.1	33	52	15	40	321-11.1									
1989-90	30-30	875-29.2	134-237	.565	0-0	.000	68-91	.747	207-6.9	32	63	25	34	336-11.2									
1990-91	27-27	801-29.7	82-171	.480	0-0	.000	75-106	.708	191-7.1	40	59	20	33	239-8.9									
Totals	110-90	3008-27.3	369-704	.524	0-0	.000	279-380	.734	695-6.3	115	196	65	128	1017-9.2									

Sarah Bates 3														5-9 • Guard • 2018-19 • Fresno, Calif.									
Years	GP-GS	MIN-AVG.	FGM-A	Pct.	3FGM-A	Pct.	FTM-A	Pct.	Reb/Avg.	A	TO	BK	ST	Pts./Avg.									
2018-19	-	-	-	-	-	-	-	-	-	-	-	-	-	-									
Totals	-	-	-	-	-	-	-	-	-	-	-	-	-	-									

Jasauen Beard 25														5-11 • Forward • 2018-present • Midwest City, Okla.									
Years	GP-GS	MIN-AVG.	FGM-A	Pct.	3FGM-A	Pct.	FTM-A	Pct.	Reb/Avg.	A	TO	BK	ST	Pts./Avg.									
2018-19	33-7	685-20.8	86-219	.393	11-38	.289	56-88	.636	110-3.3	32	81	12	34	239-7.2									
Totals	33-7	685-20.8	86-219	.393	11-38	.289	56-88	.636	110-3.3	32	81	12	34	239-7.2									

Julia Begley 34														6-1 • Forward • 1990-92 • Hugoton, Kan.									
Years	GP-GS	MIN-AVG.	FGM-A	Pct.	3FGM-A	Pct.	FTM-A	Pct.	Reb/Avg.	A	TO	BK	ST	Pts./Avg.									
1990-91	4-0	17-4.3	1-4	.250	0-0	.000	4-4	1.000	2-0.5	1	0	0	0	6-1.5									
1991-92	11-3	89-8.1	6-16	.375	0-0	.000	1-2	.500	14-1.3	1	6	0	2	13-1.2									
Totals	15-3	106-7.1	7-20	.350	0-0	.000	5-6	.833	16-1.1	2	6	0	2	19-1.3									

Mendy Benson 42														6-0 • Forward • 1993-94 • Kenai, Alaska									
Years	GP-GS	MIN-AVG.	FGM-A	Pct.	3FGM-A	Pct.	FTM-A	Pct.	Reb/Avg.	A	TO	BK	ST	Pts./Avg.									
1993-94	13-0	40-3.1	4-8	.500	0-1	.000	4-9	.444	14-1.1	1	5	0	0	12-0.9									
Totals	13-0	40-3.1	4-8	.500	0-1	.000	4-9	.444	14-1.1	1	5	0	0	12-0.9									

Gretchen Bertrand 20														5-8 • Guard • 1990-94 • Colby, Kan.									
Years	GP-GS	MIN-AVG.	FGM-A	Pct.	3FGM-A	Pct.	FTM-A	Pct.	Reb/Avg.	A	TO	BK	ST	Pts./Avg.									
1990-91	14-0	69-4.9	5-12	.417	1-4	.250	17-21	.810	4-0.3	11	18	1	6	28-2.0									
1991-92	28-23	712-25.4	54-181	.298	19-63	.302	38-50	.760	59-2.1	58	67	0	32	165-5.9									
1992-93	27-14	559-20.7	35-106	.330	5-35	.143	26-33	.788	57-2.1	43	89	2	30	101-3.7									
1993-94	11-2	36-3.3	2-7	.286	1-3	.333	2-2	1.000	3-0.3	2	1	1	3	7-0.6									
Totals	80-39	1376-17.2	96-306	.314	26-105	.248	83-106	.783	123-1.5	114	175	4	71	301-3.8									

Tracey Blecizinski 14 & 22														5-8 • Forward • 1985-87 • Shawnee Mission, Kan.									
Years	GP-GS	MIN-AVG.	FGM-A	Pct.	3FGM-A	Pct.	FTM-A	Pct.	Reb/Avg.	A	TO	BK	ST	Pts./Avg.									
1985-86	23-1	190-8.3	11-39	.282	-	-	18-26	.692	36-1.6	5	18	1	6	40-1.7									
1986-87	31-31	872-28.1	114-259	.440	-	-	82-123	.667	186-6.0	33	75	4	28	310-10.0									
Totals	54-32	1062-19.7	125-298	.419	-	-	100-149	.671	222-4.1	38	93	5	32	350-6.5									

Jill Bleier 13														5-4 • Guard • 1980-81 • Holton, Kan.									
Years	GP-GS	MIN-AVG.	FGM-A	Pct.	3FGM-A	Pct.	FTM-A	Pct.	Reb/Avg.	A	TO	BK	ST	Pts./Avg.									
1980-81	3-0	-	1-3	.333	-	-	0-1	.000	0-0.0	-	-	-	-	2-0.7									
Totals	3-0	-	1-3	.333	-	-	0-1	.000	0-0.0	-	-	-	-	2-0.7									

||
||
||

CAREER STATISTICS



Arnetrice Cobb 23														5-9 • Guard/Forward • 1988-90 • Gary, Ind.									
Years	GP-GS	MIN-AVG.	FGM-A	Pct.	3FGM-A	Pct.	FTM-A	Pct.	Reb/Avg.	A	TO	BK	ST	Pts./Avg.									
1988-89	29-4	374-12.9	57-118	.483	0-0	.000	23-39	.590	79-2.7	12	54	5	20	137-4.7									
1989-90	-	-	-	-	-	-	-	-	-	-	-	-	-	-									
Totals	29-4	374-12.9	57-118	.483	0-0	.000	23-39	.590	79-2.7	12	54	5	20	137-4.7									

Claire Coggins 14														5-11 • Guard/Forward • 2003-07 • Lee's Summit, Mo.									
Years	GP-GS	MIN-AVG.	FGM-A	Pct.	3FGM-A	Pct.	FTM-A	Pct.	Reb/Avg.	A	TO	BK	ST	Pts./Avg.									
2003-04	25-7	305-12.2	30-87	.345	14-46	.304	7-12	.583	38-1.5	20	22	2	33	81-3.2									
2004-05	32-24	755-23.6	117-282	.415	38-105	.362	32-43	.744	99-3.1	70	50	14	40	304-9.5									
2005-06	33-31	991-30.0	166-427	.389	77-198	.389	37-57	.649	101-3.1	70	57	13	47	446-13.5									
2006-07	34-30	1104-32.5	162-468	.346	56-188	.298	25-54	.463	115-3.4	53	94	7	64	405-11.9									
Totals	124-92	3155-25.4	475-1264	.376	185-537	.345	101-166	.608	353-2.8	213	223	36	184	1236-10.0									

Lori Coulter 32														5-11 • Forward • 1977-78 • Hastings, Neb.									
Years	GP-GS	MIN-AVG.	FGM-A	Pct.	3FGM-A	Pct.	FTM-A	Pct.	Reb/Avg.	A	TO	BK	ST	Pts./Avg.									
1977-78	13-0	-	5-7	.714	-	-	0-3	.000	11-0.8	-	-	-	-	10-0.8									
Totals	13-0	-	5-7	.714	-	-	0-3	.000	11-0.8	-	-	-	-	10-0.8									

Karen Coupe 10														5-9 • Guard/Forward • 1980-81 • Malcolm, Neb.									
Years	GP-GS	MIN-AVG.	FGM-A	Pct.	3FGM-A	Pct.	FTM-A	Pct.	Reb/Avg.	A	TO	BK	ST	Pts./Avg.									
1980-81	2-0	-	0-3	.000	-	-	0-1	.000	2-1.0	-	-	-	-	0-0.0									
Totals	2-0	-	0-3	.000	-	-	0-1	.000	2-1.0	-	-	-	-	0-0.0									

Bri Craig 20														5-9 • Guard • 2012-16 • Lincoln, Neb.									
Years	GP-GS	MIN-AVG.	FGM-A	Pct.	3FGM-A	Pct.	FTM-A	Pct.	Reb/Avg.	A	TO	BK	ST	Pts./Avg.									
2012-13	36-34	1220-33.9	110-347	.317	64-229	.279	15-23	.652	123-3.4	30	57	4	23	299-8.3									
2013-14	28-3	590-21.1	41-150	.273	30-124	.242	26-34	.765	66-2.4	29	27	1	19	138-4.9									
2014-15	33-9	823-24.9	70-172	.407	42-125	.336	20-27	.741	75-2.3	36	28	1	30	202-6.1									
2015-16	30-0	508-16.9	46-131	.351	25-89	.281	13-21	.619	57-1.9	26	21	2	13	130-4.3									
Totals	127-46	3141-24.7	267-800	.334	161-567	.284	74-105	.705	321-2.5	121	133	8	85	769-6.1									

Jeanne Daniels 22														5-9 • Forward • 1978-82 • Valley Center, Kan.									
Years	GP-GS	MIN-AVG.	FGM-A	Pct.	3FGM-A	Pct.	FTM-A	Pct.	Reb/Avg.	A	TO	BK	ST	Pts./Avg.									
1978-79	30-0	-	54-124	.435	-	-	23-47	.489	67-2.2	-	-	-	-	131-4.4									
1979-80	30-11	-	106-256	.414	-	-	50-103	.485	160-5.3	-	-	-	-	262-8.7									
1980-81	19-6	-	59-135	.437	-	-	36-62	.581	74-3.9	-	-	-	-	154-8.1									
1981-82	9-0	-	16-30	.533	-	-	5-7	.714	20-2.2	5	-	-	10	37-4.1									
Totals	88-17	-	235-545	.431	-	-	114-219	.521	321-3.6	5	-	-	10	584-6.6									

Donita Davenport														1969-72 • Manhattan, Kan.									
Years	GP-GS	MIN-AVG.	FGM-A	Pct.	3FGM-A	Pct.	FTM-A	Pct.	Reb/Avg.	A	TO	BK	ST	Pts./Avg.									
1969-70	-	-	-	-	-	-	-	-	-	-	-	-	-	-									
1970-71	19	-	66-207	.319	-	-	18-47	.383	-	-	-	-	-	150-7.9									
1971-72	22	-	102-274	.372	-	-	26-41	.634	-	-	-	-	-	230-10.5									
Totals	41	-	168-481	.349	-	-	44-88	.500	-	-	-	-	-	380-9.3									

Amy Davidson 45														5-9 • Guard • 1986-90 • Edina, Minn.									
Years	GP-GS	MIN-AVG.	FGM-A	Pct.	3FGM-A	Pct.	FTM-A	Pct.	Reb/Avg.	A	TO	BK	ST	Pts./Avg.									
1986-87	27-0	307-11.4	41-105	.390	-	-	17-24	.708	44-1.6	18	31	0	12	99-3.7									
1987-88	26-10	551-21.2	64-179	.358	0-0	.000	28-38	.737	72-2.8	58	65	1	22	156-6.0									
1988-89	28-2	409-14.6	49-112	.438	0-0	.000	28-41	.683	52-1.9	43	48	1	30	126-4.5									
1989-90	26-1	171-6.6	11-37	.297	0-0	.000	6-15	.400	26-1.0	13	25	1	8	28-1.1									
Totals	107-13	1438-13.4	165-433	.381	0-0	.000	79-118	.669	194-1.8	132	169	3	72	409-3.8									

Shawnda DeCamp 32														5-9 • Guard • 1993-95 • Locust Grove, Okla.									
Years	GP-GS	MIN-AVG.	FGM-A	Pct.	3FGM-A	Pct.	FTM-A	Pct.	Reb/Avg.	A	TO	BK	ST	Pts./Avg.									
1993-94	27-26	905-33.5	183-491	.373	91-255	.357	67-86	.779	108-4.0	51	75	2	32	524-19.4									
1994-95	17-16	510-30.0	81-210	.386	44-127	.346	32-38	.842	38-2.2	31	28	2	23	238-14.0									
Totals	44-42	1415-32.2	264-701	.377	135-382	.353	99-124	.798	146-3.3	82	103	4	55	762-17.3									

Missy Decker 25														5-10 • Guard • 1993-97 • Rochester, Minn.									
Years	GP-GS	MIN-AVG.	FGM-A	Pct.	3FGM-A	Pct.	FTM-A	Pct.	Reb/Avg.	A	TO	BK	ST	Pts./Avg.									
1993-94	25-1	242-9.7	26-62	.419	15-40	.375	8-14	.571	28-1.1	18	16	1	6	75-3.0									
1994-95	27-11	652-24.1	64-158	.405	41-105	.390	27-30	.900	48-1.8	63	29	0	14	196-7.3									
1995-96	30-30	964-32.1	105-300	.350	60-166	.361	46-60	.767	66-2.2	46	35	0	19	316-10.5									
1996-97	31-31	1180-38.1	86-223	.386	60-150	.400	42-54	.778	100-3.2	78	93	4	24	274-8.8									
Totals	113-73	3038-26.9	281-743	.378	176-461	.382	123-158	.778	242-2.1	205	173	5	63	861-7.6									

Megan Deines 15															6-1 • Guard • 2015-16 • Springfield, Mo.									
Years	GP-GS	MIN-AVG.	FGM-A	Pct.	3FGM-A	Pct.	FTM-A	Pct.	Reb/Avg.	A	TO	BK	ST	Pts./Avg.										
2015-16	31-29	856-27.6	104-259	.402	29-98	.296	62-76	.816	68-2.2	73	63	7	37	299-9.6										
Totals	31-29	856-27.6	104-259	.402	29-98	.296	62-76	.816	68-2.2	73	63	7	37	299-9.6										

Jennifer Grebing 54										6-2 • Center • 1987-88, 1989-92 • Frohna, Mo.					
Years	GP-GS	MIN-AVG.	FGM-A	Pct.	3FGM-A	Pct.	FTM-A	Pct.	Reb./Avg.	A	TO	BK	ST	Pts./Avg.	
1987-88	22-0	142-6.5	13-27	.481	0-0	.000	6-11	.545	26-1.2	3	10	1	3	32-1.5	
1988-89					DNP - Redshirt										
1989-90	9-0	50-5.6	3-10	.300	0-0	.000	7-9	.778	12-1.3	2	5	0	0	13-1.4	
1990-91	27-23	626-23.2	49-109	.450	0-0	.000	28-42	.667	119-4.4	24	42	2	14	126-4.7	
1991-92	26-26	658-25.3	65-154	.422	0-0	.000	57-82	.695	123-4.7	21	62	6	12	187-7.2	
Totals	84-49	1476-17.6	130-300	.433	0-0	.000	98-144	.681	280-3.3	50	119	9	29	358-4.3	
Susan Green 11															
Years	GP-GS	MIN-AVG.	FGM-A	Pct.	3FGM-A	Pct.	FTM-A	Pct.	Reb./Avg.	A	TO	BK	ST	Pts./Avg.	
1983-84	31-3	367-11.8	41-95	.432	-	-	38-56	.679	35-1.1	38	43	1	15	120-3.9	
1984-85	29-16	801-27.6	79-191	.414	-	-	46-67	.689	72-2.5	97	125	1	44	204-7.0	
1985-86	26-23	744-28.6	107-232	.461	-	-	69-96	.719	72-2.8	66	88	2	35	277-10.7	
1986-87	30-30	916-30.5	148-315	.470	-	-	104-135	.770	77-2.6	74	98	4	51	400-13.3	
Totals	116-72	2828-24.4	375-833	.450	-	-	257-354	.726	256-2.2	275	288	8	145	1001-8.6	
Sara Hackerott 11															
Years	GP-GS	MIN-AVG.	FGM-A	Pct.	3FGM-A	Pct.	FTM-A	Pct.	Reb./Avg.	A	TO	BK	ST	Pts./Avg.	
1977-78	30-8	-	65-156	.417	-	-	20-33	.606	83-2.8	-	-	-	-	150-5.0	
Totals	30-8	-	65-156	.417	-	-	20-33	.606	83-2.8	-	-	-	-	150-5.0	
JoAnn Hamlin 40															
Years	GP-GS	MIN-AVG.	FGM-A	Pct.	3FGM-A	Pct.	FTM-A	Pct.	Reb./Avg.	A	TO	BK	ST	Pts./Avg.	
2005-06	33-31	726-22.0	139-265	.525	0-2	.000	52-77	.675	152-4.6	19	62	22	26	330-10.0	
Totals	33-31	726-22.0	139-265	.525	0-2	.000	52-77	.675	152-4.6	19	62	22	26	330-10.0	
Anna Hamaker 23															
Years	GP-GS	MIN-AVG.	FGM-A	Pct.	3FGM-A	Pct.	FTM-A	Pct.	Reb./Avg.	A	TO	BK	ST	Pts./Avg.	
2015-16	20-0	79-4.0	10-28	.357	3-14	.214	3-4	.750	8-0.4	1	7	0	6	26-1.3	
2016-17					DNP - Injured										
Totals	20-0	79-4.0	10-28	.357	3-14	.214	3-4	.750	8-0.4	1	7	0	6	26-1.3	
Kari Hanson 21															
Years	GP-GS	MIN-AVG.	FGM-A	Pct.	3FGM-A	Pct.	FTM-A	Pct.	Reb./Avg.	A	TO	BK	ST	Pts./Avg.	
2001-02	16-8	235-14.7	13-31	.419	6-17	.353	6-6	1.000	26-1.6	24	19	2	2	38-2.4	
Totals	16-8	235-14.7	13-31	.419	6-17	.353	6-6	1.000	26-1.6	24	19	2	2	38-2.4	
Danna Harrington 21															
Years	GP-GS	MIN-AVG.	FGM-A	Pct.	3FGM-A	Pct.	FTM-A	Pct.	Reb./Avg.	A	TO	BK	ST	Pts./Avg.	
1983-84	4-0	11-2.8	0-0	.000	-	-	1-2	.500	0-0.0	0	2	2	1	1-0.3	
Totals	4-0	11-2.8	0-0	.000	-	-	1-2	.500	0-0.0	0	2	2	1	1-0.3	
Brandy Harris 35															
Years	GP-GS	MIN-AVG.	FGM-A	Pct.	3FGM-A	Pct.	FTM-A	Pct.	Reb./Avg.	A	TO	BK	ST	Pts./Avg.	
1997-98	28-21	665-23.8	96-224	.429	1-9	.111	37-80	.463	130-4.6	23	58	8	38	230-8.2	
1998-99	30-29	952-31.7	112-272	.412	3-15	.200	61-107	.570	183-6.1	60	91	9	41	288-9.6	
Totals	58-50	1617-27.9	208-496	.419	4-24	.167	98-187	.524	313-5.4	83	149	17	79	518-8.9	
Kerri Hawley 24															
Years	GP-GS	MIN-AVG.	FGM-A	Pct.	3FGM-A	Pct.	FTM-A	Pct.	Reb./Avg.	A	TO	BK	ST	Pts./Avg.	
1984-85	16-0	84-5.3	8-28	.286	-	-	13-17	.765	25-1.6	6	12	0	3	29-1.8	
Totals	16-0	84-5.3	8-28	.286	-	-	13-17	.765	25-1.6	6	12	0	3	29-1.8	
Nadira Hazim 30															
Years	GP-GS	MIN-AVG.	FGM-A	Pct.	3FGM-A	Pct.	FTM-A	Pct.	Reb./Avg.	A	TO	BK	ST	Pts./Avg.	
1987-88	28-22	725-25.9	123-318	.387	0-5	.000	72-102	.706	122-4.4	79	123	3	67	318-11.4	
1988-89	27-27	789-29.2	166-361	.460	1-6	.167	48-75	.640	118-4.4	50	77	1	54	381-14.1	
1989-90	30-30	917-30.6	180-381	.472	1-4	.250	106-140	.757	160-5.3	70	100	8	76	467-15.6	
1990-91	27-27	967-35.8	186-406	.458	24-67	.358	108-129	.837	154-7.9	79	105	7	63	504-18.7	
Totals	112-106	3398-30.3	655-1466	.448	26-82	.317	334-446	.749	554-4.9	278	405	19	260	1670-14.9	
Kayla Hester 42															
Years	GP-GS	MIN-AVG.	FGM-A	Pct.	3FGM-A	Pct.	FTM-A	Pct.	Reb./Avg.	A	TO	BK	ST	Pts./Avg.	
1995-96	30-0	70-12.3	44-135	.326	8-37	.216	32-47	.681	77-2.6	11	36	3	15	128-4.3	
1996-97	31-31	787-25.4	77-206	.374	21-83	.253	32-53	.604	145-4.7	39	76	6	29	207-6.7	
Totals	61-31	1157-19.0	121-341	.355	29-120	.242	64-100	.640	222-3.6	50	112	9	44	335-5.5	
Kelsey Hill 10															
Years	GP-GS	MIN-AVG.	FGM-A	Pct.	3FGM-A	Pct.	FTM-A	Pct.	Reb./Avg.	A	TO	BK	ST	Pts./Avg.	
2007-08	12-0	71-5.9	6-16	.375	4-11	.364	0-2	.000	5-0.4	3	2	0	3	16-1.3	
2008-09	20-0	89-4.5	6-18	.333	5-13	.385	1-2	.500	8-0.4	4	8	0	2	18-0.9	
2009-10					DNP - Injured										
2010-11	32-0	466-14.6	30-99	.303	21-72	.292	11-18	.611	21-0.7	29	24	2	14	92-2.9	
Totals	64-0	628-9.8	42-133	.316	30-96	.313	12-22	.545	34-0.5	36	34	2	19	126-2.0	
Amanda Holley 51															
Years	GP-GS	MIN-AVG.	FGM-A	Pct.	3FGM-A	Pct.	FTM-A	Pct.	Reb./Avg.	A	TO	BK	ST	Pts./Avg.	
1985-86	29-29	910-31.4	143-315	.454	-	-	89-112	.795	213-7.3	45	49	35	46	375-12.9	
Totals	29-29	910-31.4	143-315	.454	-	-	89-112	.795	213-7.3	45	49	35	46	375-12.9	
Rose Holm 14															
Years	GP-GS	MIN-AVG.	FGM-A	Pct.	3FGM-A	Pct.	FTM-A	Pct.	Reb./Avg.	A	TO	BK	ST	Pts./Avg.	
1972-73	-	-	-	-	-	-	-	-	-	-	-	-	-	-	
1973-74	27	-	43-127	.339	-	-	18-29	.621	-	-	-	-	-	104-3.9	
Totals	-	-	-	-	-	-	-	-	-	-	-	-	-	-	
Lynn Holzman 13															
Years	GP-GS	MIN-AVG.	FGM-A	Pct.	3FGM-A	Pct.	FTM-A	Pct.	Reb./Avg.	A	TO	BK	ST	Pts./Avg.	
1990-91	19-0	121-6.4	14-35	.400	0-1	.000	14-19	.737	32-1.7	7	10	1	4	42-2.2	
1991-92	26-16	506-19.5	57-131	.435	1-3	.333	22-33	.667	73-2.8	32	35	0	20	137-5.3	
1992-93	25-0	255-10.2	24-62	.387	0-0	.000	13-18	.722	46-1.8	11	24	2	8	61-2.4	
1993-94	25-23	679-27.2	66-153	.431	2-5	.400	22-30	.733	139-5.6	49	40	0	16	156-6.2	
Totals	95-39	1561-16.4	161-381	.423	3-9	.333	71-100	.710	290-3.1	99	109	3	48	396-4.2	
Leah Honeycutt 15 & 32															
Years	GP-GS	MIN-AVG.	FGM-A	Pct.	3FGM-A	Pct.	FTM-A	Pct.	Reb./Avg.	A	TO	BK	ST	Pts./Avg.	
1989-90	23-0	112-4.9	11-31	.355	0-0	.000	20-30	.667	31-1.3	1	16	0	5	42-1.8	
1990-91	27-4	617-22.9	59-126	.468	0-0	.000	31-65	.477	142-5.3	17	56	1	13	149-5.5	
1991-92	28-28	996-35.6	115-313	.367	0-0	.000	59-93	.634	222-7.9	52	97	1	19	289-10.3	
1992-93	27-27	927-34.5	129-335	.385	0-2	.000	58-105	.552	180-6.9	56	90	2	23	316-11.7	
Totals	105-59	2657-25.3	314-805	.390	0-2	.000	168-293	.573	585-5.5	126	259	4	60	796-7.7	

Janet Hopkins 15										5-8 • Forward • 1970-74 • Benton, Kan.									
Years	GP-GS	MIN-AVG.	FGM-A	Pct.	3FGM-A	Pct.	FTM-A	Pct.	Reb./Avg.	A	TO	BK	ST	Pts./Avg.					
1970-71	7	-	4-19	.211	-	-	1-2	.500	-	-	-	-	-	9-1.3					
1971-72	8	-	4-22	.182	-	-	0-1	.000	-	-	-	-	-	8-1.0					
1972-73	10	-	5-20	.250	-	-	2-5	.400	-	-	-	-	-	12-1.2					
1973-74	21	-	19-56	.339	-	-	6-10	.600	-	-	-	-	-	44-2.1					
Totals	46	-	32-117	.274	-	-	9-18	.500	-	-	-	-	-	73-1.6					

Sheila Hubert 25										5-8 • Forward • 1984-86 • Tulsa, Okla.					
Years	GP-GS	MIN-AVG.	FGM-A	Pct.	3FGM-A	Pct.	FTM-A	Pct.	Reb./Avg.	A	TO	BK	ST	Pts./Avg.	
1984-85	29-18	722-24.9	107-240	.446	-	-	72-110	.655	148-5.1	17	53	17	34	286-9.9	
1985-86	17-2	371-21.8	62-144	.431	-	-	41-63	.651	68-4.0	11	39	8	26	165-9.7	
Totals	46-20	1093-23.8	169-384	.440	-	-	113-173	.653	216-4.7	28	92	25	60	451-9.8	

Shannon Huffman 31										5-10 • Forward • 1979-80 • Wichita, Kan.									
Years	GP-GS	MIN-AVG.	FGM-A	Pct.	3FGM-A	Pct.	FTM-A	Pct.	Reb/Avg.	A	TO	BK	ST	Pts./Avg.					
1979-80	1-0	-	1-1	1.000	-	-	1-2	.500	2-2.0	-	-	-	-	3-3.0					
Totals	1-0	-	1-1	1.000	-	-	1-2	.500	2-2.0	-	-	-	-	3-3.0					

Shelly Hughes 34										6-1 • Forward • 1980-82 • Williston, N.D.						
Years	GP-GS	MIN-AVG.	FGM-A	Pct.	3FGM-A	Pct.	FTM-A	Pct.	Reb./Avg.	A	TO	BK	ST	Pts./Avg.		
1980-81	33-31	-	149-310	.481	-	-	82-145	.566	273-8.3	-	-	-	-	380-11.5		
1981-82	32-30	-	59-139	.424	-	-	34-64	.531	153-4.8	32	-	-	10	152-4.8		
Totals	65-61	-	208-449	.463	-	-	116-209	.555	426-6.6	32	-	-	10	532-8.2		

Danielle Hutton 35										6-3 • Forward • 2000-01 • Overland Park, Kan.									
Years	GP-GS	MIN-AVG.	FGM-A	Pct.	3FGM-A	Pct.	FTM-A	Pct.	Reb/Avg.	A	TO	BK	ST	Pts./Avg.					
1999-00	-	-	-	-	-	-	-	-	-	-	-	-	-	-	DNP - Injured				
2000-01	26-11	309-11.9	38-72	.528	0-0	.000	18-27	.667	68-2.6	15	24	4	9	94-3.6					
2001-02	-	-	-	-	-	-	-	-	-	-	-	-	-	-					
Totals	26-11	309-11.9	38-72	.528	0-0	.000	18-27	.667	68-2.6	15	24	4	9	94-3.6					

Cheryl Jackson 10										5-6 • Guard • 1984-85 • Indianapolis, Ind.					
Years	GP-GS	MIN-AVG.	FGM-A	Pct.	3FGM-A	Pct.	FTM-A	Pct.	Reb./Avg.	A	TO	BK	ST	Pts./Avg.	
1984-85	17-0	250-14.7	35-76	.461	-	-	10-23	.434	30-1.8	18	34	0	23	380-4.7	
Totals	17-0	250-14.7	35-76	.461	-	-	10-23	.434	30-1.8	18	34	0	23	380-4.7	

Brit Jacobson 4										5-7 • Guard • 1994-98 • Chugiak, Alaska					
Years	GP-GS	MIN-AVG.	FGM-A	Pct.	3FGM-A	Pct.	FTM-A	Pct.	Reb./Avg.	A	TO	BK	ST	Pts./Avg.	
1994-95	27-27	778-28.8	136-288	.472	1-3	.333	94-153	.614	138-5.1	48	100	2	34	367-13.6	
1995-96	30-30	883-29.4	166-419	.396	9-35	.257	102-146	.699	162-5.4	35	94	5	57	443-14.8	
1996-97	27-20	823-30.5	133-340	.391	28-91	.308	70-116	.603	116-4.3	75	99	1	54	364-13.5	
1997-98	28-28	949-33.9	127-309	.411	9-44	.205	82-126	.651	123-4.4	118	113	7	74	345-12.3	
Totals	112-105	3433-30.7	562-1356	.414	47-173	.272	348-541	.643	539-4.8	276	406	15	219	1519-13.6	

Sunny Jacobson 41										5-10 • Guard • 1996-97 • Chugiak, Alaska						
Years	GP-GS	MIN-AVG.	FGM-A	Pct.	3FGM-A	Pct.	FTM-A	Pct.	Reb/Avg.	A	TO	BK	ST	Pts./Avg.		
1996-97	2-0	4-2.0	2-2	1.000	0-0	.000	0-0	.000	1-0.5	0	1	0	1	4-2.0		
Totals	2-0	4-2.0	2-2	1.000	0-0	.000	0-0	.000	1-0.5	0	1	0	1	4-2.0		

Andrea James 11										5-9 • Guard • 1981-82 • Junction City, Kan.						
Years	GP-GS	MIN-AVG.	FGM-A	Pct.	3FGM-A	Pct.	FTM-A	Pct.	Reb./Avg.	A	TO	BK	ST	Pts./Avg.		
1981-82	1-0	-	1-1	1.000	-	-	0-0	.000	0-0.0	0	-	-	1	2-2.0		
Totals	1-0	-	1-1	1.000	-	-	0-0	.000	0-0.0	0	-	-	1	2-2.0		

Sheronda Jenkins 14										5-8 • Guard • 1982-84 • Nashville, Tenn.						
Years	GP-GS	MIN-AVG.	FGM-A	Pct.	3FGM-A	Pct.	FTM-A	Pct.	Reb./Avg.	A	TO	BK	ST	Pts./Avg.		
1982-83	31-1	-	60-130	.462	-	-	10-19	.526	49-1.6	60	79	4	28	130-4.2		
1983-84	27-20	671-24.9	107-227	.471	-	-	50-69	.725	72-2.7	119	94	2	56	264-9.8		
Totals	58-21	671-24.9	167-357	.468	-	-	60-88	.682	121-2.1	179	173	6	84	394-6.8		

Jerrienne John										5-9 • Forward • 1975-76 • Algonia, Kan.						
Years	GP-GS	MIN-AVG.	FGM-A	Pct.	3FGM-A	Pct.	FTM-A	Pct.	Reb./Avg.	A	TO	BK	ST	Pts./Avg.		
1975-76	29	-	100-272	.368	-	-	33-51	.647	131-4.7	-	-	-	-	233-8.1		
Totals	29	-	100-272	.368	-	-	33-51	.647	131-4.7	-	-	-	-	233-8.1		

Peggy Johns 10										5-3 • Guard • 1971-75 • Manhattan, Kan.									
Years	GP-GS	MIN-AVG.	FGM-A	Pct.	3FGM-A	Pct.	FTM-A	Pct.	Reb./Avg.	A	TO	BK	ST	Pts./Avg.					
1971-72	11	-	8-22	.364	-	-	1-10	.100	-	-	-	-	-	17-1.5					
1972-73	9	-	7-20	.350	-	-	4-8	.500	-	-	-	-	-	18-2.0					
1973-74	29	-	114-267	.427	-	-	41-93	.441	-	-	-	-	-	269-9.3					
1974-75	33	-	136-347	.392	-	-	27-62	.435	82-2.5	-	-	-	-	299-9.0					
Totals	82	-	265-656	.404	-	-	73-173	.422	-	-	-	-	-	603-7.4					

Stephanie Lane 31 & 52														
6-4 • Center • 1986-90 • Wentzville, Mo.														
Years	GP-GS	MIN-AVG.	FGM-A	Pct.	3FGM-A	Pct.	FTM-A	Pct.	Reb/Avg.	A	TO	BK	ST	Pts./Avg.
1986-87	29-0	24.4-8.4	30-61	.492	-	-	14-22	.636	69-2.4	2	18	14	4	74-2.6
1987-88	27-1	29.1-10.8	38-93	.409	0-0	.000	17-33	.515	71-2.6	5	15	7	8	93-3.4
1988-89	24-0	14.5-6.0	17-32	.531	0-0	.000	12-17	.705	40-1.7	0	18	5	9	46-1.9
1989-90	21-0	11.6-5.5	13-29	.448	0-0	.000	5-12	.417	24-1.1	4	10	7	2	31-1.5
Totals	101-1	796-7.9	98-215	.456	0-0	.000	48-84	.571	204-2.0	11	61	33	23	244-2.4

Colleen Larson 14														
Guard • 1970-72														
Years	GP-GS	MIN-AVG.	FGM-A	Pct.	3FGM-A	Pct.	FTM-A	Pct.	Reb/Avg.	A	TO	BK	ST	Pts./Avg.
1970-71	20	-	39-173	.223	-	-	29-68	.426	-	-	-	-	-	107-5.4
1971-72	22	-	102-245	.416	-	-	42-71	.592	-	-	-	-	-	246-11.2
Totals	42	-	141-418	.337	-	-	71-139	.511	-	-	-	-	-	353-8.4

Kjersten Larson 14														
5-8 • Guard • 1993-97 • Maple Grove, Minn.														
Years	GP-GS	MIN-AVG.	FGM-A	Pct.	3FGM-A	Pct.	FTM-A	Pct.	Reb/Avg.	A	TO	BK	ST	Pts./Avg.
1993-94	27-22	63.8-23.6	24-61	.393	1-6	.167	13-22	.591	69-2.6	75	51	2	32	62-2.3
1994-95	27-7	41.6-15.4	14-40	.350	1-1	1.000	10-16	.625	69-2.6	14	28	0	13	39-1.4
1995-96	30-0	40.5-13.5	16-43	.372	2-6	.333	19-28	.679	70-2.3	43	29	0	16	53-1.8
1996-97	28-11	49.8-17.8	15-38	.395	5-19	.263	3-10	.300	64-2.3	66	30	1	24	38-1.4
Totals	112-40	1957-17.5	69-182	.379	9-32	.281	45-76	.592	272-2.4	198	138	3	85	192-1.7

Ewa Laskowska 31														
6-0 • Forward • 1997-98 • Stalowa Wola, Poland														
Years	GP-GS	MIN-AVG.	FGM-A	Pct.	3FGM-A	Pct.	FTM-A	Pct.	Reb/Avg.	A	TO	BK	ST	Pts./Avg.
1997-98	11-4	26.1-23.7	38-74	.514	12-23	.522	15-21	.714	48-4.4	8	25	8	11	103-9.4
Totals	11-4	26.1-23.7	38-74	.514	12-23	.522	15-21	.714	48-4.4	8	25	8	11	103-9.4

Terri Lasswell 24 & 31														
5-11 • Forward/Center • 1973-74 • Emmett, Kan.														
Years	GP	MIN-AVG.	FGM-A	Pct.	3FGM-A	Pct.	FTM-A	Pct.	Reb/Avg.	A	TO	BK	ST	Pts./Avg.
1973-74	23	-	25-83	.301	-	-	6-20	.300	-	-	-	-	-	55-2.4
Totals	23	-	25-83	.301	-	-	6-20	.300	-	-	-	-	-	55-2.4

Jan Laughlin 23 & 34														
5-9 • Forward • 1971-75 • Manhattan, Kan.														
Years	GP	MIN-AVG.	FGM-A	Pct.	3FGM-A	Pct.	FTM-A	Pct.	Reb/Avg.	A	TO	BK	ST	Pts./Avg.
1971-72	23	-	78-206	.379	-	-	37-77	.481	-	-	-	-	-	193-8.4
1972-73	26	-	114-295	.386	-	-	60-114	.526	-	-	-	-	-	288-11.0
1973-74	28	-	106-308	.344	-	-	51-89	.573	-	-	-	-	-	261-9.3
1974-75	33	-	169-455	.371	-	-	83-116	.716	254-7.7	-	-	-	-	421-12.7
Totals	110	-	467-1264	.369	-	-	240-396	.606	-	-	-	-	-	1165-10.6

Ayoka Lee 50														
6-5 • Center • 2018-19 • Byron, Minn.														
Years	GP-GS	MIN-AVG.	FGM-A	Pct.	3FGM-A	Pct.	FTM-A	Pct.	Reb/Avg.	A	TO	BK	ST	Pts./Avg.
2018-19	-	-	-	-	-	-	-	-	-	-	-	-	-	-
Totals	-	-	-	-	-	-	-	-	-	-	-	-	-	-

Melanie Lees 11														
5-7 • Guard • 1980-81 • Pittsburgh, Pa.														
Years	GP-GS	MIN-AVG.	FGM-A	Pct.	3FGM-A	Pct.	FTM-A	Pct.	Reb/Avg.	A	TO	BK	ST	Pts./Avg.
1980-81	3-0	-	1-1	1.000	-	-	0-0	.000	1-0.6	-	-	-	-	2-0.7
Totals	3-0	-	1-1	1.000	-	-	0-0	.000	1-0.6	-	-	-	-	2-0.7

Shalee Lehnig 5														
5-9 • Guard • 2005-09 • Sublette, Kan.														
Years	GP-GS	MIN-AVG.	FGM-A	Pct.	3FGM-A	Pct.	FTM-A	Pct.	Reb/Avg.	A	TO	BK	ST	Pts./Avg.
2005-06	34-28	104.5-30.7	83-171	.485	10-45	.222	63-106	.594	224-6.6	189	103	13	60	239-7.0
2006-07	34-34	112.1-33.0	99-193	.513	12-42	.286	59-93	.634	236-6.9	179	105	3	55	269-7.9
2007-08	32-32	107.1-33.5	127-240	.529	13-50	.260	93-130	.715	243-7.6	203	122	6	72	360-11.3
2008-09	30-29	103.4-34.5	117-224	.522	13-45	.289	74-111	.667	211-7.0	229	106	7	48	321-10.7
Totals	130-123	427.1-32.9	426-828	.514	48-182	.264	289-440	.657	914-7.0	800	436	29	235	1189-9.1

Katya Leick 4														
6-1 • Forward • 2012-14 • Grey Cloud Township, Minn.														
Years	GP-GS	MIN-AVG.	FGM-A	Pct.	3FGM-A	Pct.	FTM-A	Pct.	Reb/Avg.	A	TO	BK	ST	Pts./Avg.
2011-12	-	-	-	-	-	-	-	-	-	-	-	-	-	-
2012-13	-	-	-	-	-	-	-	-	-	-	-	-	-	-
2013-14	29-27	84.1-29.0	73-231	.316	37-135	.274	39-54	.722	125-4.3	40	47	3	14	222-7.7
Totals	29-27	84.1-29.0	73-231	.316	37-135	.274	39-54	.722	125-4.3	40	47	3	14	222-7.7

Sue Leiding 32														
6-2 • Center • 1983-87 • Tulsa, Okla.														
Years	GP-GS	MIN-AVG.	FGM-A	Pct.	3FGM-A	Pct.	FTM-A	Pct.	Reb/Avg.	A	TO	BK	ST	Pts./Avg.
1983-84	27-0	28.4-10.5	43-82	.524	-	-	36-61	.590	70-2.6	4	27	6	7	122-4.5
1984-85	28-12	51.2-18.3	73-158	.462	-	-	55-79	.696	95-3.4	17	49	3	12	201-7.2
1985-86	29-27	72.7-25.1	91-203	.448	-	-	85-136	.625	150-5.2	23	68	5	19	267-9.2
1986-87	31-31	98.9-31.9	181-343	.528	-	-	119-161	.739	194-6.3	42	114	8	33	481-15.5
Totals	115-70	251.2-21.8	388-786	.494	-	-	295-437	.675	509-4.4	86	258	22	71	1071-9.3

Breanna Lewis 22														
6-5 • Forward • 2013-17 • Milwaukee, Wis.														
Years	GP-GS	MIN-AVG.	FGM-A	Pct.	3FGM-A	Pct.	FTM-A	Pct.	Reb/Avg.	A	TO	BK	ST	Pts./Avg.
2013-14	29-24	51.6-17.8	73-149	.490	0-0	.000	20-50	.400	133-4.6	8	56	44	16	166-5.7
2014-15	33-33	92.9-28.2	157-335	.469	0-0	.000	66-117	.564	211-6.4	24	85	97	50	380-11.5
2015-16	32-32	88.9-27.8	231-420	.550	0-0	.000	73-154	.474	241-7.5	16	84	82	47	535-16.7
2016-17	34-34	98.4-28.9	205-367	.559	0-0	.000	61-116	.526	280-8.2	18	58	59	34	471-13.9
Totals	128-123	331.8-25.9	666-1271	.524	0-0	.000	220-437	.503	865-6.8	66	283	282	147	1552-12.1

Dee Ella Lewis 12														
5-11 • Forward • 1994-95 • Oklahoma City, Okla.														
Years	GP-GS	MIN-AVG.	FGM-A	Pct.	3FGM-A	Pct.	FTM-A	Pct.	Reb/Avg.	A	TO	BK	ST	Pts./Avg.
1994-95	8-0	103-12.9	6-19	.316	0-0	.000	11-29	.379	25-3.1	4	7	0	7	23-2.9
Totals	8-0	103-12.9	6-19	.316	0-0	.000	11-29	.379	25-3.1	4	7	0	7	23-2.9

Laura Macke 13										6-2 • Forward • 2018-present • Baileyville, Kan.					
Years	GP-GS	MIN-AVG.	FGM-A	Pct.	3FGM-A	Pct.	FTM-A	Pct.	Reb/Avg.	A	TO	BK	ST	Pts./Avg.	
2018-19	31-0	27.7-8.9	19-35	.543	6-15	.400	7-17	.412	45-1.5	11	14	2	4	51-1.6	
Totals	31-0	27.7-8.9	19-35	.543	6-15	.400	7-17	.412	45-1.5	11	14	2	4	51-1.6	

CAREER STATISTICS



Mary Jo Miller | 21

Years	GP-GS	MIN-AVG.	FGM-A	Pct.	3FGM-A	Pct.	FTM-A	Pct.	Reb/Avg.	A	TO	BK	ST	Pts./Avg.
1988-89	29-29	895-30.9	101-260	.388	8-26	.308	62-88	.705	93-3-2	132	110	1	68	272-9.4
1989-90	30-29	845-28.2	61-198	.308	3-15	.200	71-116	.612	90-3-0	139	122	0	61	196-6.5
1990-91	27-27	1022-37.9	76-200	.380	14-48	.292	89-141	.631	63-2-3	175	134	7	79	255-9.4
1991-92	27-27	948-35.1	117-326	.359	29-109	.266	105-152	.691	94-3-5	116	133	3	80	386-13.6
Totals	113-112	3710-32.8	355-984	.361	54-198	.273	327-497	.658	340-3-0	562	499	11	288	1109-9.8

Linda Mills

Years	GP-GS	MIN-AVG.	FGM-A	Pct.	3FGM-A	Pct.	FTM-A	Pct.	Reb/Avg.	A	TO	BK	ST	Pts./Avg.
1969-70	-	-	-	-	-	-	-	-	-	-	-	-	-	-
1970-71	15	-	14-50	.280	-	-	2-21	.095	-	-	-	-	-	30-2.0
1971-72	19	-	15-51	.294	-	-	14-25	.560	-	-	-	-	-	44-2.3
Totals	34	-	29-101	.287	-	-	16-46	.348	-	-	-	-	-	74-2.2

Carlene Mitchell | 13

Years	GP-GS	MIN-AVG.	FGM-A	Pct.	3FGM-A	Pct.	FTM-A	Pct.	Reb/Avg.	A	TO	BK	ST	Pts./Avg.
1994-95	27-13	526-19.5	35-98	.357	12-42	.286	16-26	.615	47-1-7	58	58	18	0	98-3.6
1995-96	23-2	372-16.2	39-90	.433	17-42	.405	31-41	.756	30-1-3	30	42	1	10	126-5.5
Totals	50-15	898-18.0	74-188	.394	29-84	.345	47-67	.701	77-1-5	88	100	19	10	224-4.5

Kelly Moylan | 14

Years	GP-GS	MIN-AVG.	FGM-A	Pct.	3FGM-A	Pct.	FTM-A	Pct.	Reb/Avg.	A	TO	BK	ST	Pts./Avg.
1989-90	23-0	150-6.5	6-37	.162	1-6	.167	7-11	.636	28-1-2	15	18	0	4	20-0.9
1990-91	22-0	154-7.0	12-30	.400	1-5	.200	4-5	.800	18-0-8	5	10	0	3	29-1.3
1991-92	27-15	834-30.9	98-242	.405	53-135	.393	16-17	.941	74-2-7	30	54	2	17	265-9.8
1992-93	27-27	901-33.4	108-241	.448	53-135	.393	19-20	.950	64-2-4	35	48	0	13	288-10.7
Totals	99-42	2039-20.6	224-550	.407	108-281	.384	46-53	.868	184-1-9	85	130	2	37	602-6.1

Sara Munson | 33

Years	GP-GS	MIN-AVG.	FGM-A	Pct.	3FGM-A	Pct.	FTM-A	Pct.	Reb/Avg.	A	TO	BK	ST	Pts./Avg.
1995-96	24-0	217-9.0	26-61	.426	0-3	.000	7-19	.368	54-2-3	4	11	4	12	59-2.5
1996-97	11-1	99-9.0	10-27	.370	1-5	.200	6-16	.375	27-2-5	4	7	1	3	27-2.5
Totals	35-1	316-9.0	36-88	.409	1-8	.125	13-35	.371	81-2-3	8	18	5	15	86-2.5

Shanda Murdoch | 33

Years	GP-GS	MIN-AVG.	FGM-A	Pct.	3FGM-A	Pct.	FTM-A	Pct.	Reb/Avg.	A	TO	BK	ST	Pts./Avg.
2003-04	23-0	272-11.8	16-40	.400	0-1	.000	22-32	.688	57-2-5	24	16	2	16	54-2.3
Totals	23-0	272-11.8	16-40	.400	0-1	.000	22-32	.688	57-2-5	24	16	2	16	54-2.3

Stacy Neal | 21

Years	GP-GS	MIN-AVG.	FGM-A	Pct.	3FGM-A	Pct.	FTM-A	Pct.	Reb/Avg.	A	TO	BK	ST	Pts./Avg.
1992-93	19-1	129-6.8	6-10	.600	0-1	.000	7-7	1.000	10-0-5	10	21	0	8	19-1.0
1993-94	26-3	326-12.5	22-52	.423	10-25	.400	8-8	1.000	26-1-0	26	28	0	7	62-2.4
Totals	45-4	455-10.1	28-62	.452	10-26	.385	15-15	1.000	36-0-8	36	49	0	15	81-1.8

Kelsey Nelson | 2

Years	GP-GS	MIN-AVG.	FGM-A	Pct.	3FGM-A	Pct.	FTM-A	Pct.	Reb/Avg.	A	TO	BK	ST	Pts./Avg.
2007-08	15-0	129-8.6	18-39	.462	5-16	.313	14-15	.933	19-1-3	7	11	0	2	55-3.7
2008-09	33-3	461-14.0	47-127	.370	23-66	.348	20-25	.800	69-2-1	17	33	0	13	137-4.2
Totals	48-3	590-12.3	65-166	.391	28-82	.341	34-40	.850	88-1-8	24	44	0	15	192-4.0

Kimmery Newsom | 4

Years	GP-GS	MIN-AVG.	FGM-A	Pct.	3FGM-A	Pct.	FTM-A	Pct.	Reb/Avg.	A	TO	BK	ST	Pts./Avg.
2000-01	12-0	59-4.9	4-16	.250	3-6	.500	1-3	.333	10-0-8	3	8	0	2	12-1.0
2001-02	10-0	26-2.6	3-5	.600	1-1	1.000	3-6	.500	2-0-2	1	7	1	0	10-1.0
2002-03	23-0	135-5.9	8-26	.308	2-10	.200	6-12	.500	18-0-8	13	18	0	3	24-1.0
2003-04	18-0	75-4.2	6-17	.353	2-4	.500	3-8	.375	10-0-6	6	8	0	1	17-0.9
Totals	63-0	295-4.7	21-64	.328	8-21	.381	13-29	.448	40-0-6	23	41	1	6	63-1.0

Nancy Nibarger | 31

Years	GP-GS	MIN-AVG.	FGM-A	Pct.	3FGM-A	Pct.	FTM-A	Pct.	Reb/Avg.	A	TO	BK	ST	Pts./Avg.
1977-78	25-0	-	16-44	.364	-	-	10-18	.556	37-1-5	-	-	-	-	42-1.7
1978-79	3-0	-	1-5	.200	-	-	3-5	.600	1-0-1	-	-	-	-	5-1.7
Totals	28-0	-	17-49	.347	-	-	13-23	.565	38-1-4	-	-	-	-	47-1.7

Mary Nixon | 12 & 22

Years	GP-GS	MIN-AVG.	FGM-A	Pct.	3FGM-A	Pct.	FTM-A	Pct.	Reb/Avg.	A	TO	BK	ST	Pts./Avg.
1971-72	8	-	3-17	.176	-	-	1-7	.143	-	-	-	-	-	7-0.9
1972-73	6	-	3-8	.375	-	-	3-4	.750	-	-	-	-	-	9-1.5
1973-74	9	-	7-22	.318	-	-	7-13	.538	-	-	-	-	-	21-2.3
Totals	23	-	13-47	.277	-	-	11-24	.458	-	-	-	-	-	37-1.6

Susie Norton | 32

Years	GP-GS	MIN-AVG.	FGM-A	Pct.	3FGM-A	Pct.	FTM-A	Pct.	Reb/Avg.	A	TO	BK	ST	Pts./Avg.
1972-73	26	-	61-	-	-	-	34-	-	-	-	-	-	-	156-6.0
1973-74	26	-	102-247	.413	-	-	42-62	.677	-	-	-	-	-	246-9.5
1974-75	33	-	153-370	.414	-	-	58-88	.659	175-5-3	-	-	-	-	364-11.7
1975-76	24	-	109-240	.454	-	-	52-73	.712	112-4-7	-	-	-	-	270-11.2
Totals	109	-	425-	-	-	-	186-	-	287-5-0	-	-	-	-	1036-9.5

Andrea O'Neal | 23

Years	GP-GS	MIN-AVG.	FGM-A	Pct.	3FGM-A	Pct.	FTM-A	Pct.	Reb/Avg.	A	TO	BK	ST	Pts./Avg.
1992-93	27-16	694-25.7	71-193	.368	7-28	.250	60-88	.682	40-1-5	63	99	3	26	209-7.7
1993-94	27-22	640-23.7	65-182	.357	1-10	.100	54-69	.783	61-2-3	51	45	2	28	185-6.9
Totals	54-38	1334-24.7	136-375	.363	8-38	.211	114-157	.726	101-1-9	114	144	5	54	394-7.3

Kathy O'Toole | 22

Years	GP-GS	MIN-AVG.	FGM-A	Pct.	3FGM-A	Pct.	FTM-A	Pct.	Reb/Avg.	A	TO	BK	ST	Pts./Avg.
1974-75	27	-	28-88	.318	-	-	16-34	.471	97-3-6	-	-	-	-	72-2.8
1975-76	34	-	55-143	.385	-	-	15-32	.469	131-3-8	-	-	-	-	125-3.7
1976-77	35-33	-	125-259	.483	-	-	103-136	.757	263-7-5	-	-	-	-	353-10.1
Totals	96-33	-	208-490	.424	-	-	134-202	.663	491-5-1	-	-	-	-	550-5.7

Nicole Ohlde | 3

Years	GP-GS	MIN-AVG.	FGM-A	Pct.	3FGM-A	Pct.	FTM-A	Pct.	Reb/Avg.	A	TO	BK	ST	Pts./Avg.
2000-01	27-24	827-30.6	191-381	.501	0-2	.000	82-122	.672	220-8-1	45	86	17	41	464-17.2
2001-02	34-34	1149-33.8	245-423	.579	0-0	.000	120-184	.652	262-7-7	94	96	69	49	610-17.9
2002-03	34-34	1169-34.4	243-424	.573	1-2	.200	138-205	.673	306-9-0	109	93	65	31	625-18.4
2003-04	31-31	958-30.9	203-356	.570	0-0	.000	136-196	.694	207-6-7	119	68	53	26	542-17.5
Totals	126-123	4103-32.6	882-1584	.557	1-9	.111	476-707	.673	995-7-9	367	343	204	147	2241-17.8

Emma Ostermann | 20

Years	GP-GS	MIN-AVG.	FGM-A	Pct.	3FGM-A	Pct.	FTM-A	Pct.	Reb/Avg.	A	TO	BK	ST	Pts./Avg.
2010-11	16-0	85-5.3	3-18	.167	2-13	.154	6-8	.750	11-0-7	2	2	0	6	14-0.9
2011-12	19-0	90-4.7	4-16	.250	3-12	.250	5-6	.833	3-0-2	2	2	0	3	16-0.8
Totals	35-0	175-5.0	7-34	.206	5-25	.200	11-14	.786	14-0-4	4	4	0	9	30-0.9

Kaylee Page | 1

Years	GP-GS	MIN-AVG.	FGM-A	Pct.	3FGM-A	Pct.	FTM-A	Pct.	Reb/Avg.	A	TO	BK	ST	Pts./Avg.
2014-15	-	-	-	-	-	-	-	-	-	-	-	-	-	-
2015-16	32-32	885-27.7	69-208	.332	44-143	.308	29-37	.784	135-4-2	61	46	17	15	211-6.6
2016-17	34-6	744-21.9	71-192	.370	49-136	.360	20-27	.741	97-2-9	33	32	15	27	211-6.2
2017-18	34-34	1064-31.3	109-308	.354	58-202	.287	30-38	.789	111-3-3	56	41	28	35	306-9.0
Totals	100-72	2693-26.9	249-708	.352	151-481	.314	79-102	.775	343-4-3	150	119	60	77	728-7.3

Lanie Page | 3

Years	GP-GS	MIN-AVG.	FGM-A	Pct.	3FGM-A	Pct.	FTM-A	Pct.	Reb/Avg.	A	TO	BK	ST	Pts./Avg.
2015-16	-	-	-	-	-	-	-	-	-	-	-	-	-	-
2016-17	25-0	129-5.2	18-47	.383	9-27	.333	7-10	.700	11-0-4	7	10	1	4	52-2.1
Totals	25-0	129-5.2	18-47	.383	9-27	.333	7-10	.700	11-0-4	7	10	1	4	52-2.1

Essence Perry | 33

Years	GP-GS	MIN-AVG.	FGM-A	Pct.	3FGM-A	Pct.	FTM-A	Pct.	Reb/Avg.	A	TO	BK	ST	Pts./Avg.
1998-99	29-29	886-30.6	55-143	.385	22-79	.278	25-42	.595	83-2.9	137	99	3	48	157-5.4
Totals	29-29	886-30.6	55-143	.385	22-79	.278	25-42	.595	83-2.9	137	99	3	48	157-5.4

Tammie Romstad 33														6-1 • Center • 1978-82 • Independence, Mo.															
Years	GP-GS	MIN-AVG.	FGM-A	Pct.	3FGM-A	Pct.	FTM-A	Pct.	Reb/Avg.	A	TO	BK	ST	Pts./Avg.	Years	GP-GS	MIN-AVG.	FGM-A	Pct.	3FGM-A	Pct.	FTM-A	Pct.	Reb/Avg.	A	TO	BK	ST	Pts./Avg.
1978-79	21-0	-	45-83	.542	-	-	23-39	.590	75-3.6	-	-	-	-	113-5.4	1978-79	21-0	-	45-83	.542	-	-	23-39	.590	75-3.6	-	-	-	-	113-5.4
1979-80	35-35	-	292-561	.520	-	-	102-161	.634	337-9.6	-	-	-	-	686-19.6	1979-80	35-35	-	292-561	.520	-	-	102-161	.634	337-9.6	-	-	-	-	686-19.6
1980-81	14-11	-	100-200	.500	-	-	33-41	.805	116-8.3	-	-	-	-	233-16.7	1980-81	14-11	-	100-200	.500	-	-	33-41	.805	116-8.3	-	-	-	-	233-16.7
1981-82	32-32	-	218-393	.555	-	-	80-122	.656	251-7.8	14	-	-	24	516-16.1	1981-82	32-32	-	218-393	.555	-	-	80-122	.656	251-7.8	14	-	-	24	516-16.1
Totals	102-78	-	655-1237	.530	-	-	238-363	.656	779-7.6	14	-	-	24	1548-15.2	Totals	102-78	-	655-1237	.530	-	-	238-363	.656	779-7.6	14	-	-	24	1548-15.2
Dr. Betty J. Ryan 22														1968-71 • Leavenworth, Kan.															
Years	GP-GS	MIN-AVG.	FGM-A	Pct.	3FGM-A	Pct.	FTM-A	Pct.	Reb/Avg.	A	TO	BK	ST	Pts./Avg.	Years	GP-GS	MIN-AVG.	FGM-A	Pct.	3FGM-A	Pct.	FTM-A	Pct.	Reb/Avg.	A	TO	BK	ST	Pts./Avg.
1968-69	-	-	-	-	-	-	-	-	-	-	-	-	-	-	1968-69	-	-	-	-	-	-	-	-	-	-	-	-	-	
1969-70	-	-	-	-	-	-	-	-	-	-	-	-	-	-	1969-70	-	-	-	-	-	-	-	-	-	-	-	-	-	
1970-71	15	-	9-42	.214	-	-	7-14	.500	-	-	-	-	-	25-1.7	1970-71	15	-	9-42	.214	-	-	7-14	.500	-	-	-	-	-	25-1.7
Totals	15	-	9-42	.214	-	-	7-14	.500	-	-	-	-	-	25-1.7	Totals	15	-	9-42	.214	-	-	7-14	.500	-	-	-	-	-	25-1.7
April Sailors 14														5-5 • Guard • 1999-01 • South Sioux City, Iowa															
Years	GP-GS	MIN-AVG.	FGM-A	Pct.	3FGM-A	Pct.	FTM-A	Pct.	Reb/Avg.	A	TO	BK	ST	Pts./Avg.	Years	GP-GS	MIN-AVG.	FGM-A	Pct.	3FGM-A	Pct.	FTM-A	Pct.	Reb/Avg.	A	TO	BK	ST	Pts./Avg.
1999-00	30-22	768-25.6	54-180	.300	37-122	.303	24-34	.706	72-2.4	101	90	0	24	169-5.6	1999-00	30-22	768-25.6	54-180	.300	37-122	.303	24-34	.706	72-2.4	101	90	0	24	169-5.6
2000-01	27-3	346-12.8	37-121	.306	26-81	.321	4-4	1.000	21-0.8	41	41	0	7	104-3.9	2000-01	27-3	346-12.8	37-121	.306	26-81	.321	4-4	1.000	21-0.8	41	41	0	7	104-3.9
Totals	57-25	1114-19.5	91-301	.302	63-203	.310	28-38	.737	93-1.6	142	131	0	31	273-4.8	Totals	57-25	1114-19.5	91-301	.302	63-203	.310	28-38	.737	93-1.6	142	131	0	31	273-4.8
Ellen Sapp 12 & 21														5-8 • Guard • 1974-75 • Chetopa, Kan.															
Years	GP-GS	MIN-AVG.	FGM-A	Pct.	3FGM-A	Pct.	FTM-A	Pct.	Reb/Avg.	A	TO	BK	ST	Pts./Avg.	Years	GP-GS	MIN-AVG.	FGM-A	Pct.	3FGM-A	Pct.	FTM-A	Pct.	Reb/Avg.	A	TO	BK	ST	Pts./Avg.
1974-75	21	-	8-24	.333	-	-	1-3	.333	14-0.7	-	-	-	-	17-0.9	1974-75	21	-	8-24	.333	-	-	1-3	.333	14-0.7	-	-	-	-	17-0.9
Totals	21	-	8-24	.333	-	-	1-3	.333	14-0.7	-	-	-	-	17-0.9	Totals	21	-	8-24	.333	-	-	1-3	.333	14-0.7	-	-	-	-	17-0.9
Eva Schmidt 22														5-11 • Forward • 1976-77 • Caldwell, Kan.															
Years	GP-GS	MIN-AVG.	FGM-A	Pct.	3FGM-A	Pct.	FTM-A	Pct.	Reb/Avg.	A	TO	BK	ST	Pts./Avg.	Years	GP-GS	MIN-AVG.	FGM-A	Pct.	3FGM-A	Pct.	FTM-A	Pct.	Reb/Avg.	A	TO	BK	ST	Pts./Avg.
1976-77	12-0	-	0-1	.000	-	-	1-2	.500	5-0.4	-	-	-	-	1-0.1	1976-77	12-0	-	0-1	.000	-	-	1-2	.500	5-0.4	-	-	-	-	1-0.1
Totals	12-0	-	0-1	.000	-	-	1-2	.500	5-0.4	-	-	-	-	1-0.1	Totals	12-0	-	0-1	.000	-	-	1-2	.500	5-0.4	-	-	-	-	1-0.1
Erin Schreiber 43														6-0 • Forward • 1981-82 • Jenks, Okla.															
Years	GP-GS	MIN-AVG.	FGM-A	Pct.	3FGM-A	Pct.	FTM-A	Pct.	Reb/Avg.	A	TO	BK	ST	Pts./Avg.	Years	GP-GS	MIN-AVG.	FGM-A	Pct.	3FGM-A	Pct.	FTM-A	Pct.	Reb/Avg.	A	TO	BK	ST	Pts./Avg.
1981-82	30-11	-	83-192	.432	-	-	38-51	.745	82-2.7	24	-	-	17	204-6.8	1981-82	30-11	-	83-192	.432	-	-	38-51	.745	82-2.7	24	-	-	17	204-6.8
Totals	30-11	-	83-192	.432	-	-	38-51	.745	82-2.7	24	-	-	17	204-6.8	Totals	30-11	-	83-192	.432	-	-	38-51	.745	82-2.7	24	-	-	17	204-6.8
Jane Schroeder 23														1968-71															
Years	GP-GS	MIN-AVG.	FGM-A	Pct.	3FGM-A	Pct.	FTM-A	Pct.	Reb/Avg.	A	TO	BK	ST	Pts./Avg.	Years	GP-GS	MIN-AVG.	FGM-A	Pct.	3FGM-A	Pct.	FTM-A	Pct.	Reb/Avg.	A	TO	BK	ST	Pts./Avg.
1968-69	-	-	-	-	-	-	-	-	-	-	-	-	-	-	1968-69	-	-	-	-	-	-	-	-	-	-	-	-	-	
1969-70	-	-	-	-	-	-	-	-	-	-	-	-	-	-	1969-70	-	-	-	-	-	-	-	-	-	-	-	-	-	
1970-71	12	-	21-61	.344	-	-	26-48	.542	-	-	-	-	-	68-5.7	1970-71	12	-	21-61	.344	-	-	26-48	.542	-	-	-	-	68-5.7	
Totals	12	-	21-61	.344	-	-	26-48	.542	-	-	-	-	-	68-5.7	Totals	12	-	21-61	.344	-	-	26-48	.542	-	-	-	-	68-5.7	
Jessica Sheble 0														6-2 • Forward • 2013-17 • Olathe, Kan.															
Years	GP-GS	MIN-AVG.	FGM-A	Pct.	3FGM-A	Pct.	FTM-A	Pct.	Reb/Avg.	A	TO	BK	ST	Pts./Avg.	Years	GP-GS	MIN-AVG.	FGM-A	Pct.	3FGM-A	Pct.	FTM-A	Pct.	Reb/Avg.	A	TO	BK	ST	Pts./Avg.
2013-14	27-0	230-8.5	27-61	.443	0-1	.000	14-25	.560	50-1.9	4	16	15	3	68-2.5	2013-14	27-0	230-8.5	27-61	.443	0-1	.000	14-25	.560	50-1.9	4	16	15	3	68-2.5
2014-15	33-0	249-7.5	33-91	.363	0-0	.000	17-26	.654	60-1.8	14	19	19	10	83-2.5	2014-15	33-0	249-7.5	33-91	.363	0-0	.000	17-26	.654	60-1.8	14	19	19	10	83-2.5
2015-16	31-0	246-7.9	36-76	.474	0-1	.000	12-19	.632	54-1.7	8	24	20	14	84-2.7	2015-16	31-0	246-7.9	36-76	.474	0-1	.000	12-19	.632	54-1.7	8	24	20	14	84-2.7
2016-17	33-1	265-8.0	27-71	.380	0-1	.000	9-18	.500	49-1.5	11	23	23	9	63-1.9	2016-17	33-1	265-8.0	27-71	.380	0-1	.000	9-18	.500	49-1.5	11	23	23	9	63-1.9
Totals	124-1	990-8.0	123-299	.411	0-3	.000	52-68	.591	213-1.7	37	82	77	36	298-2.4	Totals	124-1	990-8.0	123-299	.411	0-3	.000	52-68	.591	213-1.7	37	82	77	36	298-2.4
Amy Short 13														5-5 • Guard • 1996-97 • Goodland, Kan.															
Years	GP-GS	MIN-AVG.	FGM-A	Pct.	3FGM-A	Pct.	FTM-A	Pct.	Reb/Avg.	A	TO	BK	ST	Pts./Avg.	Years	GP-GS	MIN-AVG.	FGM-A	Pct.	3FGM-A	Pct.	FTM-A	Pct.	Reb/Avg.	A	TO	BK	ST	Pts./Avg.
1996-97	5-0	8-1.6	0-2	.000	0-1	.000	0-4	.000	0-0.0	0	0	0	1	0-0.0	1996-97	5-0	8-1.6	0-2	.000	0-1	.000	0-4	.000	0-0.0	0	0	0	1	0-0.0
Totals	5-0	8-1.6	0-2	.000	0-1	.000	0-4	.000	0-0.0	0	0	0	1	0-0.0	Totals	5-0	8-1.6	0-2	.000	0-1	.000	0-4	.000	0-0.0	0	0	0	1	0-0.0
Kristi Short 13														5-7 • Guard • 1974-78 • Wichita, Kan.															
Years	GP-GS	MIN-AVG.	FGM-A	Pct.	3FGM-A	Pct.	FTM-A	Pct.	Reb/Avg.	A	TO	BK	ST	Pts./Avg.	Years	GP-GS	MIN-AVG.	FGM-A	Pct.	3FGM-A	Pct.	FTM-A	Pct.	Reb/Avg.	A	TO	BK	ST	Pts./Avg.
1974-75	28	-	27-96	.281	-	-	16-24	.667	32-1.1	-	-	-	-	70-2.5	1974-75	28	-	27-96	.281	-	-	16-24	.667	32-1.1	-	-	-	-	70-2.5
1975-76	34	-	87-226	.385	-	-	19-38	.500	55-1.6	-	-	-	-	193-5.7	1975-76	34	-	87-226	.385	-	-	19-38	.500	55-1.6	-	-	-	-	193-5.7
1976-77	34-33	-	114-308	.370	-	-	46-82	.561	68-2.0	-	-	-	-	274-8.1	1976-77	34-33	-	114-308	.370	-	-	46-82	.561	68-2.0	-	-	-	-	274-8.1
1977-78	34-30	-	121-298	.406	-	-	56-88	.636	75-2.2	-	-	-	-	298-8.8	1977-78	34-30	-	121-298	.406	-	-	56-88	.636	75-2.2	-	-	-	-	298-8.8
Totals	130-63	-	349-928	.376	-	-	137-232	.591	230-1.8	-	-	-	-	835-6.4	Totals	130-63	-	349-928	.376	-	-	137-232	.591	230-1.8	-	-	-	-	835-6.4
Kristi Sieck 22														5-8 • Guard • 1977-78 • Goodland, Kan.															
Years	GP-GS	MIN-AVG.	FGM-A	Pct.	3FGM-A	Pct.	FTM-A	Pct.	Reb/Avg.	A	TO	BK	ST	Pts./Avg.	Years	GP-GS	MIN-AVG.	FGM-A	Pct.	3FGM-A	Pct.	FTM-A	Pct.	Reb/Avg.	A	TO	BK	ST	Pts./Avg.
1977-78	9-0	-	1-14	.071	-	-	0-1	.000	7-0.8	-	-	-	-	2-0.2	1977-78	9-0	-	1-14	.071	-	-	0-1	.000	7-0.8	-	-	-	-	2-0.2
Totals	9-0	-	1-14	.071	-	-	0-1	.000	7-0.8	-	-	-	-	2-0.2	Totals	9-0	-	1-14	.071	-	-	0-1	.000	7-0.8	-	-	-	-	2-0.2
Greta Sigel 40														5-11 • Center • 1972-76 • Cottonwood Falls, Kan.															
Years	GP	MIN-AVG.	FGM-A	Pct.	3FGM-A	Pct.	FTM-A	Pct.	Reb/Avg.	A	TO	BK	ST	Pts./Avg.	Years	GP	MIN-AVG.	FGM-A	Pct.	3FGM-A	Pct.	FTM-A	Pct.	Reb/Avg.	A	TO	BK	ST	Pts./Avg.
1972-73	20	-	13-46	.283	-	-	6-38	.158	-	-	-	-	-	32-1.6	1972-73	20	-	13-46	.283	-	-	6-38	.158	-	-	-	-	32-1.6	
1973-74	27	-	19-90	.211	-	-	24-62	.387	-	-	-	-	-	62-2.3	1973-74	27	-	19-90	.211	-	-	24-62	.387	-	-	-	-	62-2.3	
1974-75	33	-	50-138	.362	-	-	25-66	.379	176-5.3	-	-	-	-	125-3.8	1974-75	33	-	50-138	.362	-	-	25-66	.379	176-5.3	-	-	-	-	125-3.8
1975-76	34	-	72-219	.329	-	-	28-65	.431	221-6.5	-	-	-	-	172-5.1	1975-76	34	-	72-219	.329	-	-	28-65	.431	221-6.5	-	-	-	-	172-5.1

CAREER STATISTICS



Kelly Thomson 12														5-9 • Guard • 2012-17 • Riley, Kan					
Years	GP-GS	MIN-AVG.	FGM-A	Pct.	3FGM-A	Pct.	FTM-A	Pct.	Reb/Avg.	A	TO	BK	ST	Pts./Avg.					
2012-13															DNP - Injured				
2013-14	19-1	176-9.3	14-52	.269	14-51	.275	9-10	.900	17-0.9	3	13	0	3	51-2.7					
2014-15	17-0	43-2.5	1-14	.071	1-13	.077	0-0	.000	6-0.4	1	2	0	2	3-0.2					
2015-16	26-0	185-7.1	13-43	.302	13-39	.333	8-14	.571	17-0.7	8	12	0	6	47-1.8					
2016-17	28-1	62-2.2	5-11	.455	5-10	.500	3-4	.750	4-0.1	0	2	0	2	18-0.6					
Totals	90-2	466-5.2	33-120	.275	33-113	.292	20-28	.714	44-0.5	12	29	0	13	119-1.3					

Ginger Thull 20 & 23														5-5 • Guard • 1973-76 • Cawker City, Kan.					
Years	GP-GS	MIN-AVG.	FGM-A	Pct.	3FGM-A	Pct.	FTM-A	Pct.	Reb/Avg.	A	TO	BK	ST	Pts./Avg.					
1973-74	17	-	20-47	.426	-	-	7-14	.500	-	-	-	-	-	47-2.8					
1974-75	29	-	24-104	.231	-	-	11-29	.379	43-1.5	-	-	-	-	59-2.0					
1975-76	21	-	10-37	.270	-	-	11-17	.647	12-0.6	-	-	-	-	31-1.5					
Totals	67	-	54-188	.287	-	-	29-60	.483	55-1.1	-	-	-	-	137-2.0					

Marian Tilford														1969-73 • Moscow, Kan.					
Years	GP-GS	MIN-AVG.	FGM-A	Pct.	3FGM-A	Pct.	FTM-A	Pct.	Reb/Avg.	A	TO	BK	ST	Pts./Avg.					
1969-70	-	-	-	-	-	-	-	-	-	-	-	-	-	-					
1970-71	9	-	9-26	.346	-	-	9-13	.692	-	-	-	-	-	27-3.0					
1971-72	22	-	60-172	.349	-	-	28-53	.528	-	-	-	-	-	148-6.7					
1972-73	26	-	104-314	.331	-	-	62-83	.747	-	-	-	-	-	270-10.4					
Totals	57	-	173-512	.338	-	-	99-149	.664	-	-	-	-	-	445-7.8					

Wanda Tilford 30														1968-71 & 1972-73 • Moscow, Kan.					
Years	GP-GS	MIN-AVG.	FGM-A	Pct.	3FGM-A	Pct.	FTM-A	Pct.	Reb/Avg.	A	TO	BK	ST	Pts./Avg.					
1968-69	-	-	-	-	-	-	-	-	-	-	-	-	-	-					
1969-70	-	-	-	-	-	-	-	-	-	-	-	-	-	-					
1970-71	19	-	47-130	.346	-	-	45-96	.469	-	-	-	-	-	139-7.3					
1972-73	22	-	23-104	.221	-	-	26-49	.531	-	-	-	-	-	72-3.3					
Totals	41	-	70-234	.299	-	-	71-145	.490	-	-	-	-	-	211-5.1					

Alina Voronenko 32														6-2 • Guard • 2008-11 • Sacramento, Calif.					
Years	GP-GS	MIN-AVG.	FGM-A	Pct.	3FGM-A	Pct.	FTM-A	Pct.	Reb/Avg.	A	TO	BK	ST	Pts./Avg.					
2008-09	16-0	56-3.5	3-13	.231	2-10	.200	5-6	.833	4-0.3	0	4	0	0	13-0.8					
2009-10	7-0	48-6.9	5-14	.200	1-5	.200	1-3	.333	10-1.4	1	2	1	1	12-1.7					
2010-11	28-1	318-11.4	38-122	.311	20-67	.299	4-7	.571	66-2.4	8	11	8	8	100-3.6					
Totals	51-1	422-8.3	46-149	.309	23-82	.280	10-16	.625	80-1.6	9	17	9	9	125-2.5					

Diana Vulgamore														1969-70					
Years	GP-GS	MIN-AVG.	FGM-A	Pct.	3FGM-A	Pct.	FTM-A	Pct.	Reb/Avg.	A	TO	BK	ST	Pts./Avg.					
1969-70	-	-	-	-	-	-	-	-	-	-	-	-	-	-					
Totals	-	-	-	-	-	-	-	-	-	-	-	-	-	-					

Joelle (Joey) Ward 22														6-1 • Forward • 1991-94 • Burnsville, Minn.					
Years	GP-GS	MIN-AVG.	FGM-A	Pct.	3FGM-A	Pct.	FTM-A	Pct.	Reb/Avg.	A	TO	BK	ST	Pts./Avg.					
1991-92	22-0	117-5.3	8-29	.276	0-1	.000	10-15	.667	14-0.6	3	18	0	4	26-1.2					
1992-93	10-0	92-9.2	9-23	.391	0-0	.000	5-10	.500	18-1.8	3	9	0	1	23-2.3					
1993-94	9-0	49-5.4	3-12	.250	0-0	.000	3-7	.429	10-1.1	3	9	0	1	9-1.0					
Totals	41-0	258-6.3	20-64	.312	0-1	.000	18-32	.563	42-1.0	9	36	0	6	58-1.4					

Marshela Webb 24														5-10 • Forward • 1997-01 • Grandview, Mo.					
Years	GP-GS	MIN-AVG.	FGM-A	Pct.	3FGM-A	Pct.	FTM-A	Pct.	Reb/Avg.	A	TO	BK	ST	Pts./Avg.					
1997-98	14-0	103-7.4	5-11	.455	2-5	.400	1-2	.500	7-0.5	2	9	2	2	13-0.9					
1998-99	15-1	72-4.8	3-7	.429	0-1	.000	0-0	.000	15-1.0	2	4	0	5	5-0.4					
1999-00	23-2	177-7.7	5-19	.263	2-10	.200	6-9	.667	34-1.5	12	20	1	4	18-0.8					
2000-01	27-5	299-11.1	19-43	.442	0-0	.000	8-16	.500	44-1.6	7	21	1	8	46-1.7					
Totals	79-8	651-8.2	32-80	.400	4-16	.250	15-27	.556	100-1.3	21	54	4	19	82-1.0					

Kendra Wecker 53														5-11 • Forward • 2001-05 • Marysville, Kan.					
Years	GP-GS	MIN-AVG.	FGM-A	Pct.	3FGM-A	Pct.	FTM-A	Pct.	Reb/Avg.	A	TO	BK	ST	Pts./Avg.					
2001-02	34-34	1,073-31.6	221-418	.529	29	.372	86-101	.851	264-7.8	97	98	20	60	557-16.4					
2002-03	34-34	1,173-34.5	257-551	.466	56	.386	76-88	.864	281-8.3	125	115	10	62	646-19.0					
2003-04	31-31	965-31.1	217-440	.493	28	.424	59-66	.894	250-8.1	83	70	22	58	521-16.8					
2004-05	29-29	930-32.1	240-504	.476	40	.421	89-104	.856	292-10.1	74	73	19	47	609-21.0					
Totals	128-128	4,141-32.4	935-1,913	.489	153	.398	310-359	.864	1,087-8.5	379	356	71	227	2,333-18.2					

Dee Weinreis 23														6-2 • Center/Forward • 1979-82 • Minnetonka, Minn.					
Years	GP-GS	MIN-AVG.	FGM-A	Pct.	3FGM-A	Pct.	FTM-A	Pct.	Reb/Avg.	A	TO	BK	ST	Pts./Avg.					
1979-80	13-0	-	19-33	.576	-	-	9-14	.643	33-2.5	-	-	-	-	47-3.6					
1980-81	33-21	-	140-294	.476	-	-	48-89	.539	232-7.0	-	-	-	-	328-9.9					
1981-82	21-1	-	27-67	.403	-	-	12-23	.522	44-2.1	2	-	-	5	66-3.1					
Totals	67-22	-	186-394	.472	-	-	69-126	.548	309-4.6	2	-	-	5	441-6.6					

Kindred Wesemann 24										5-7 • Guard • 2013-17 • Pleasant Hill, Mo.					
Years	GP-GS	MIN-AVG.	FGM-A	Pct.	3FGM-A	Pct.	FTM-A	Pct.	Reb/Avg.	A	TO	BK	ST	Pts./Avg.	
2013-14	29-9	601-20.7	50-159	.314	37-111	.333	32-41	.780	54-1.9	38	40	0	14	169-5.8	
2014-15	33-32	1045-31.7	85-276	.308	52-183	.284	42-56	.750	68-2.1	87	74	0	54	264-8.0	
2015-16	32-32	1069-33.4	117-317	.369	85-214	.397	69-83	.831	81-2.5	104	82	0	62	388-12.1	
2016-17	34-34	1150-33.8	146-375		80-256	.352	92-107	.860	85-2.5	100	64	2	63	474-13.9	
Totals	128-107	3865-30.2	398-1127	.353	264-764	.346	235-287	.819	288-2.3	329	260	2	193	1295-10.1	

K-STATE COACHING HISTORY

MOST VICTORIES

Coach	Year	Record
Deb Patterson	1996-2014	350-226 (.608)
Judy Akers	1968-79	206-94 (.687)
Lynn Hickey	1979-84	125-39 (.762)
Jeff Mittie	2014-present	100-66 (.602)
Matilda Mossman	1984-90	83-68 (.550)
Brian Agler	1993-96	38-39 (.494)
Susan Yow	1990-93	31-51 (.277)
Gaye Griffin (interim)	1989-90	17-8 (.680)
Jack Hartman (interim)	1995-96	3-4 (.429)

WINNING PERCENTAGE

Coach	Year	Record
Lynn Hickey	1979-84	125-39 (.762)
Judy Akers	1968-79	206-94 (.687)
Gaye Griffin (interim)	1989-90	17-8 (.680)
Deb Patterson	1996-2014	350-226 (.608)
Jeff Mittie	2014-present	102-66 (.602)
Matilda Mossman	1984-90	83-68 (.550)
Brian Agler	1993-96	38-39 (.494)
Jack Hartman (interim)	1995-96	3-4 (.429)
Susan Yow	1990-93	31-51 (.277)

K-STATE SEASON COACHING DEBUTS

Coach	Year	Overall	Conference
Judy Akers	1968-69	11-3 (.786)	—
Lynn Hickey	1979-80	26-9 (.743)	—
Matilda Mossman	1984-85	16-13 (.552)	6-8 (.429)
Susan Yow	1990-91	16-11 (.593)	8-6 (.571)
Brian Agler	1993-94	13-14 (.481)	5-9 (.357)
Deb Patterson	1996-97	19-12 (.613)	9-7 (.563)
Jeff Mittie	2014-15	19-14 (.576)	7-11 (.389)

JUDY AKERS • 1968-79 • 206-94 (.687)



A Kansas State graduate with a degree in physical education, Judy Akers helped start the women's basketball program at her alma mater. During her 11 years at K-State, Akers' teams turned in six 20-win seasons and captured nine Kansas state titles and two Big Eight crowns. On the national scene, Akers led the Wildcats to two Region VI titles and five AIAW national tournament bids. Akers also served as K-State's women's athletics director from 1974-76.

1968-69

Record: 11-3 (.786) | Head Coach: Judy Akers

First year as an intercollegiate sport • Team won its first 11 games.

Date	Opponent	W/L	Score
	Bethel	W	38-25
	Marymount	W	55-30
F 7	Bethel	W	40-39
F 22	vs. Bethel ^	W	51-44
F 23	vs. Kansas ^	W	35-24
	Emporia State	W	41-37
M 1	at Kansas	W	40-31
	Pittsburg State	W	47-32
M 5	Emporia State	W	65-48
M 7	Marymount	W	56-26
	Emporia State	W	57-32
M 20	Wayland Baptist*	L	21-76
M 21	Ranger J.C.*	L	35-84
M 22	Southern State*	L	55-75

^ - Emporia, Kan.; * NWIT (Amarillo, Texas)

1969-70

Record: 10-7 (.588) H: 4-1 A: 4-3 N: 2-3 | Head Coach: Judy Akers

Wildcats posted an 8-4 regular season mark • Participated in two postseason NIT tournaments

Date	Opponent	W/L	Score
J 10	Fort Hays State	W	56-26
J 13	Bethel	W	63-17
J 24	at Wayne State	L	45-47
F 7	at Fort Hays State	W	35-26
F 13	McPherson	L	37-40
F 18	Kansas	W	58-26
F 20	at Marymount	W	59-30
F 21	at Bethel	W	52-30
F 28	at McPherson	L	47-51
M 2	at J.F. Kennedy	L	37-62
M 6	Southwestern	W	56-36
M 7	at Kansas	W (OT)	50-45
M 12	Towson+	W	52-42
M 13	W. Carolina+	L	38-43

M 19	Wayland Baptist*	L	43-61
M 20	Ranger J.C.*	L	41-52
M 21	W. Texas State*	W	56-47

+ NIWIB Tournament (Boston, Mass.) | * NWIT (Amarillo, Texas)

1970-71

Record: 12-12 (.500) H: 4-6 A: 6-4 N: 2-2 | Head Coach: Judy Akers

Date	Opponent	W/L	Score
D 11	at Seminole	L	58-75
D 12	at Seminole	L	43-85
D 22	Parsons (Kan.)	L	37-74
D 23	Parsons (Kan.)	L	35-45
J 9	at Parsons (Kan.)	L	50-69
J 10	at Parsons (Kan.)	L	41-68
J 12	at Southern Illinois	W	56-38
J 13	at Southern Illinois	W	32-28
J 17	Wayne State	L	31-50
J 22	at Wichita State	W	43-38
J 29	Fort Hays State	W	60-35
J 30	Kansas	W	40-21
F 6	Wayne State	L	50-51
F 9	at Southwestern	W	53-24
F 13	at Kansas	W	56-42
F 19	Seminole	L	40-53
F 20	Seminole	L	42-52
F 24	at Washburn	W	39-24
F 26	Southwestern	W	43-29
F 27	Wichita State	W	59-32
	McPherson	W	N/A
M 7	at Kansas	L	44-52
	Queens*	W	49-35
	North Carolina*	L	47-53

* NWIT (Cullowhee, N.C.)

1971-72

Record: 17-5 (.773) H: 6-0 A: 5-2 N: 6-3 | Head Coach: Judy Akers

Undefeated at Ahearn Field House (6-0) • 9-1 in league • Beat Fort Hays State to win state championship • Took sixth in AIAW Region VI Tourney.

Date	Opponent	W/L	Score
J 14	at Washburn	W	59-26
J 18	at Haskell	W	52-22
J 21	McPherson	W	57-31
J 22	Benedictine	W	44-25
J 26	at Wichita State	W	44-40
J 27	at Kansas	L	32-33
J 29	at Fort Hays State	L	43-48
F 1	Washburn	W	39-15
F 4	Wichita State	W	49-37
F 11	at Benedictine	W	65-26
F 12	at McPherson	W	50-42
F 18	Haskell	W	71-30
F 19	Kansas	W	59-47
F 25	Lamar	W	40-25
F 25	vs. Baylor (Houston, Texas)	W	66-48
F 26	Texas State	W	67-53
F 26	Stephen F. Austin	L (OT)	65-67
M 3	McPherson ^	W	51-35
M 4	Fort Hays State ^	W	61-50
M 9	Central Missouri##	L	57-65
M 10	Dickinson State##	W	57-32
M 11	NW Missouri State##	L	66-70

^ Kansas State Tournament (Lawrence, Kan.) | ## AIAW Region VI (Springfield, Mo.)

1972-73

Record: 20-6 (.769) H: 6-1 A: 6-3 N: 8-2 | Head Coach: Judy Akers

First 20-win season in school history • Won AIAW Region VI Tournament • Finished sixth in national postseason tournament • 100th game in KSU history, a 56-52 loss to S. Conn. St.

Date	Opponent	W/L	Score
D 2	NW Mississippi State	L	35-41
D 8	Kansas	W	47-25
D 9	Missouri State	W	51-46
D 15	at Midland Lutheran	W	43-39
J 19	at Central Missouri	W	59-53
J 20	at Wichita State	W	57-35
J 23	McPherson	W	42-37
J 26	Fort Hays State	W	47-24
J 30	at Central Missouri	L	57-59
F 2	Phillips	W	50-38
F 3	at Fort Hays State	L	43-46
F 6	at Kansas	W	49-45
F 10	Wichita State	W	87-21
F 16	Lamar	W	50-44
F 17	Texas Women's	W	45-39
F 17	NW Louisiana	L	46-54
F 23	McPherson ^	W	48-38
F 24	at Fort Hays State ^	W	50-42
F 28	at Phillips	L	38-47
M 8	South Dakota State##	W	43-35
M 9	Central Missouri##	W	45-41
M 10	Wayne State##	W	43-39
M 22	Southern Conn. St. ###	L	52-56
M 23	Long Beach State###	W	49-43
M 23	East Carolina###	W	47-46
M 24	South Carolina###	W	69-57

^ Kansas State Tournament (Hays, Kan.) | ## AIAW Region VI (Warrensburg, Mo.) | ### AIAW National Tournament (New York)

1973-74

Record: 21-9 (.700) H: 8-4 A: 8-4 N: 5-1 | Head Coach: Judy Akers

League champions • Took third place in AIAW Region VI Tournament.

Date	Opponent	W/L	Score
N 22	Altus	W	31-22
N 23	vs. Northern Okla.	W	56-52

N 24	at Phillips	L	33-43
D 4	John F. Kennedy	L	49-52
D 7	Washburn	W	78-16
D 10	Central Missouri	L	52-54
D 14	at Haskell JC	W	67-17
D 21	Missouri State	W	66-56
J 15	at Benedictine	W	63-24
J 18	at Missouri State	W	58-45
J 19	at Central Missouri	W	46-41
J 22	Wichita State	W	87-21
J 25	Fort Hays State	W	67-39
J 29	Benedictine	W	68-30
F 1	at Kansas	L	39-42
F 8	Iowa State	W	59-42
F 9	at Wichita State	W	66-25
F 12	at Fort Hays State	W	62-38
F 15	Haskell	W	94-20
F 16	at Grand View	L	49-60
F 21	at William Penn	L	47-58
F 22	at Washburn	W	50-30
M 1	Kansas	W	67-27
M 2	at Bethany ^	W	63-35
M 2	Fort Hays State ^	W	62-41
M 7	M.L. King##	L	62-41
M 8	William Penn##	W	46-52
M 9	Dickinson State##	W	67-33
M 21	Immaculata###	L	40-50
M 22	Wayland Baptist###	L	34-49

^ Kansas State Tournament (Lindsborg, Kan.) | ## AIAW Region VI (Brookings, S.D.) | ### AIAW National Tournament (Manhattan, Kan.)

1974-75

Record: 24-9 (.727) H: 9-2 A: 7-2 N: 8-5 | Head Coach: Judy Akers

Judy Akers picked up her 100th coaching victory at K-State with an 80-37 win at home over Kansas • Captured the state championship • Took second in AIAW Region VI Tournament • Finished sixth in AIAW National Championships.

Date	Opponent	W/L	Score
N 23	vs. Wayland Baptist (LaVern, Okla.)	L	57-97
N 29	at William Penn	L	44-53
N 30	vs. John F. Kennedy	L	49-57
D 6	Midland Lutheran	W	81-30
D 7	at NW Missouri State	W	66-58
D 12	Wichita State	W	78-25
D 14	Missouri State	W	90-35
J 11	at Wayland Baptist	L	44-91
J 14	Central Missouri	W	67-56
J 17	Nebraska ^	W	82-31
J 18	Illinois State ^	W	67-55
J 20	at Fort Hays State	W	67-59
J 24	Kansas	W	80-37
J 25	at Missouri State	W	76-69
J 28	Emporia State	W	83-42
J 31	Grand View	L	55-57
F 4	at Iowa State	W	73-67
F 7	at Wichita State	W	82-48
F 8	William Penn	L	57-74
F 11	at Emporia State	W	60-54
F 13	John F. Kennedy	W	56-52
F 21	at Kansas	W	65-49
F 27	St. Mary of Plains&	W	78-27
F 28	Bethany&	W	77-44
F 28	Kansas&	W	88-43
M 6	South Dakota State##	W	70-40
M 6	Missouri State##	W	66-45
M 8	William Penn##	L	57-64
M 19	Immaculata##	L	54-63
M 20	Boise State###	W	65-37
M 20	Ohio State###	W	61-51
M 21	William Penn###	W	54-43
M 22	Wayland Baptist###	L	55-63

^ Wildkitten Classic (Manhattan, Kan.) | & Kansas State Tournament (Hays, Kan.) | ## AIAW Region VI (Lawrence, Kan.) | ### AIAW Nationals (Harrisonburg, Va.)

1975-76 • BIG 8 REGULAR SEASON CHAMPIONS

Record: 28-6 (.824) H: 11-2 A: 5-3 N: 12-1 | Head Coach: Judy Akers

Ranked 10th and 12th in preseason polls • First 100+ point game, a 105-28 win over Fort Hays State • Hosted first Big Eight Tournament (midseason, unofficial) • Regular-season Big Eight champions • Took sixth in AIAW Region VI Tournament • Set school records with 28 wins and an .823 winning percentage.

AP Rankings					
Date	KSU	Opp	Opponent	W/L	Score
N 28	—	—	vs. Claremore	W	78-46
N 29	—	—	vs. Wayne State	W	90-65
N 30	—	—	vs. Grand View	W	73-72
D 9	—	—	Wichita State	W	65-45
D 12	—	—	Fort Hays State	W	105-28
D 13	—	—	William Penn	L	58-65
D 16	—	—	Wayland Baptist	L	49-52
J 8	—	—	at Temple J.C.	W	93-77
J 9	—	4	vs. Stephen F. Austin	W	63-46
J 10	—	—	vs. Weatherford J.C.	W	66-59
J 13	—	—	at Wayland Baptist	L	53-80
J 16	—	—	vs. Nebraska	W	62-53
J 17	—	—	vs. Oklahoma State	W	79-68
J 19	—	—	at Central Missouri	L	62-64
J 23	—	—	Missouri State	W	58-48
J 26	—	—	at Kansas	W	54-47
J 30	—	—	Phillips	W	55-51
J 31	—	—	Iowa State	W	105-80
F 2	—	—	Wayne State	W	89-57
F 6	—	—	vs. Central Michigan	W	61-51
F 7	—	—	vs. Wisconsin-La Crosse	W	84-63
F 7	—	—	vs. William Penn	W	63-61
F 9	—	—	at William Penn	L	59-72
F 10	—	—	at Grand View	W	89-72
F 12	—	—	Oklahoma%	W	90-27
F 13	—	—	Nebraska%	W	51-47
F 14	—	—	Missouri%	W	85-41
F 16	—	—	at Fort Hays State	W	85-48
F 18	—	—	at Wichita State	W	84-50

F 25	—	—	Kansas	W	59-36
F 27	—	—	Emporia State	W	81-51
M 4	—	—	vs. South Dakota St. ##	W	73-41
M 5	—	—	vs. NW Missouri St. ##	W	67-63
M 6	—	—	vs. William Penn ## #	L	59-74

% Big Eight Tournament (Manhattan, Kan.) | ## AIAW Region VI (Moorhead, Minn.)

1976-77 • BIG 8 REGULAR SEASON CHAMPIONS

Record: 23-12 (.657) H: 8-2 A: 6-4 N: 9-6 | **Head Coach:** Judy Akers

Fifth 20-win season • Second Big Eight regular-season championship • AIAW Region VI champions • AIAW quarterfinalists.

AP Rankings					
Date	KSU	Opp	Opponent	W/L	Score
N 25	19	—	vs. Texas A&M	W	61-53
N 26	—	13	vs. Baylor	L	54-68
N 27	—	—	vs. Louisiana State	L	57-62
D 1	—	—	Grand View	W	73-39
D 3	—	—	at Wayne State	L	57-59
D 4	—	—	at Nebraska	W	64-56
D 10	—	6	William Penn	W	57-53
D 17	—	—	UNLV	W	73-71
D 27	—	—	vs. Southern Conn. St.	L	46-55
D 28	19	—	vs. Rhode Island	W	59-50
D 30	19	—	at Montclair State	L	57-78
J 5	—	—	at Simpson	W	80-50
J 6	—	—	at Wichita State	W	77-47
J 7	—	—	vs. Phillips	L	68-78
J 11	—	1	Wayland Baptist	L	64-72
J 14	—	—	at Missouri State	W	74-56
J 20	—	—	Iowa State%	W	60-59
J 21	—	—	Kansas%	W	68-65
J 22	—	—	Nebraska%	W	60-50
J 25	—	—	Kansas	W	62-55
J 28	—	20	at William Penn	L	61-75
J 31	—	—	at Wichita State	W	76-53
F 2	—	—	NW Missouri State	L	57-71
F 4	—	—	Nebraska	W	75-53
F 11	—	—	at Iowa State	L	57-58
F 14	—	—	Central Missouri	W	76-61
F 17	—	—	Wichita State	W	64-60
F 23	—	—	at Kansas	W	62-56
F 24	—	—	NW Oklahoma State	W	78-62
M 10	—	—	at Luther #	W	72-56
M 11	—	—	Nebraska-Omaha ##	W	90-61
M 12	—	—	Missouri ##	W	70-54
M 23	20	—	Utah ## #	W	70-32
M 24	20	5	Tennessee ## #	L	69-81
M 25	20	6	Tennessee Tech ## #	L	58-68

% Big Eight Tourney (Boulder, Colo.) | ## AIAW Region VI (Decorah, Iowa) | ## # AIAW National Tourney (Minneapolis, Minn.)

1977-78 • BIG 8 REGULAR SEASON CHAMPIONS

Record: 20-14 (.588) H: 11-2 A: 4-6 N: 5-6 | **Head Coach:** Judy Akers

Played eight games against Top 10 opponents • Captured the league championship • Took second place in AIAW Region VI Tournament.

AP Rankings					
Date	KSU	Opp	Opponent	W/L	Score
N 24	—	—	vs. Houston	W	73-69
N 25	16	—	vs. Louisiana Tech	L (OT)	82-90
N 26	16	—	vs. Missouri	L	58-70
N 30	16	—	vs. Central Missouri	W	74-69
D 2	—	3	Wayland Baptist	L	56-60
D 6	—	—	Nebraska	W	72-50
D 9	—	14	at Missouri	W	76-66
D 10	—	—	New Mexico	W	79-60
D 15	—	—	vs. Tennessee Tech (Columbus, Ohio)	L	59-73
D 15	—	—	vs. Mississippi (Columbus, Ohio)	L	57-62
D 16	—	—	vs. Miss. Gulf Coast (Columbus, Ohio)	W	77-64
D 17	—	17	at Ohio State	L	55-65
D 29	—	—	Minnesota	W	70-30
J 5	—	—	Oklahoma State%	W	95-69
J 6	—	—	Kansas%	L	53-75
J 7	—	—	Oklahoma%	L	61-67
J 13	—	—	Missouri State	W	74-51
J 18	—	—	at UNLV	L	84-113
J 20	—	11	at UCLA	L	62-123
J 21	—	—	at Long Beach State	L	88-99
J 25	—	—	at Kansas	W	66-65
J 27	—	—	vs. UNLV	W	89-62
J 28	—	—	at Kansas	L	63-76
J 31	—	—	Wichita State	W	84-63
F 3	—	—	at Nebraska	W	63-57
F 4	—	15	Missouri	W	71-61
F 8	—	—	NW Missouri State	W	71-69
F 10	—	—	Iowa State	W (OT)	66-64
F 14	—	—	at Central Missouri	L	57-73
F 21	—	17	Kansas	W	74-68
F 25	—	—	at Wichita State	W	78-33
M 9	—	—	Minnesota ##	W	96-81
M 10	—	—	Drake ##	W	66-52
M 11	—	13	Missouri ##	L	68-70

% Big Eight Tournament (Lincoln, Neb.) | ## AIAW Region VI (Manhattan, Kan.)

1978-79 • BIG 8 REGULAR SEASON CHAMPIONS

Record: 20-11 H: 6-4 A: 8-3 N: 6-4 | **Head Coach:** Judy Akers

Judy Akers picked up her 200th coaching victory at K-State with a 64-62 win at Missouri • Ninth consecutive league championship • Took second in Region VI Tournament • Fourth place in AIAW South Sectional

AP Rankings					
Date	KSU	Opp	Opponent	W/L	Score
N 24	—	—	vs. Brigham Young	W	101-96
N 25	—	—	at New Mexico	L	68-77
N 29	—	—	Long Beach State	L	62-70
D 1	—	—	at Texas Tech	W	83-66
D 2	—	6	at Wayland Baptist	L	71-76
D 5	—	—	at Nebraska	W	77-71

D 6	—	—	at Iowa State	W	89-64
D 12	—	19	Missouri	L	60-71
D 21	—	—	vs. High Point (Chapel Hill, N.C.)	W	86-81
D 22	—	—	vs. Pfeiffer (Chapel Hill, N.C.)	W	89-77
D 23	—	—	vs. Clemson (Chapel Hill, N.C.)	W	73-70
J 6	—	—	at Minnesota	W	100-62
J 8	—	—	Iowa	W	93-80
J 18	—	—	Oklahoma State%	W	86-64
J 19	—	—	Missouri%	L	74-84
J 20	—	—	at Nebraska%	L	65-68
J 26	—	—	Texas Women's ^	W	66-62
J 27	—	—	Minnesota ^	L	66-68
J 30	—	18	Kansas	W	73-65
F 2	—	14	UCLA	L	60-64
F 3	—	—	at Wichita State	W	81-63
F 6	—	19	at Missouri	W	64-62
F 13	—	—	Nebraska	W	75-61
F 19	—	—	Central Missouri	W	81-74
F 23	—	—	Wichita State	W	90-51
F 26	—	16	at Kansas	W (2OT)	92-91
M 9	—	—	at Minnesota ##	W	84-80
M 10	—	—	Drake ##	W	79-70
M 11	—	17	Kansas ##	L	59-75
M 16	—	1	Old Dominion #	L	75-96
M 17	—	11	Valdosta State #	L	92-104

% Big Eight Tournament (Lincoln, Neb.) | ^ K-State Classic (Manhattan, Kan.) | ## AIAW Region VI (Minneapolis, Minn.) | # AIAW South Sectional (Cookeville, Tenn.)

LYNN HICKEY • 1979-84 • 125-39 (.762)



Lynn Hickey's Wildcats won 23 games and advanced to a national postseason tournament in each of her five years at the helm. An All-American and summa cum laude graduate at Ouachita Baptist College, Hickey won two Big Eight Conference titles and coached K-State's first Kodak All-American, Priscilla Gary. Hickey was inducted into the Kansas State Sports Hall of Fame in August of 2004.

1979-80

Record: 26-9 (.743) H: 11-0 A: 6-6 N: 9-3 | **Head Coach:** Lynn Hickey

Undefeated at Ahearn Field House (11-0) • Took second place in Region VI Tournament • Finished third in East Sectional (Sweet Sixteen) • Ranked 13th in final women's poll.

AP Rankings					
Date	KSU	Opp	Opponent	W/L	Score
N 23	—	—	vs. Cal Poly Pomona ~	W	78-75
N 24	—	—	at New Mexico ~	W	65-60
N 30	—	—	Wayland Baptist	W	79-69
D 4	—	—	Nebraska	W	90-75
D 6	—	—	Colorado	W	106-75
D 10	—	—	at Missouri	L	81-90
D 14	18	—	Oklahoma	W	96-73
D 29	15	—	Wyoming	W	75-54
J 3	15	—	vs. Air Force ^	W	92-52
J 4	15	—	vs. Illinois State ^	W	72-60
J 5	15	—	vs. New Mexico ^	L	57-68
J 8	14	7	at Rutgers	L	56-81
J 10	14	—	at Fordham	W	66-64
J 11	14	—	at Seton Hall	W	66-45
J 17	13	—	Iowa State%	W	80-66
J 18	13	—	at Missouri%	L	76-81
J 19	13	20	Colorado%	W	81-69
J 25	14	11	vs. Cheyney State	W	68-51
J 26	14	9	at Kansas	L	60-85
J 28	14	9	at Kansas	W	67-66
F 2	13	—	Wichita State	W	73-53
F 7	11	—	Drake	W	89-78
F 12	11	—	Missouri	W	69-60
F 15	11	—	Minnesota	W	103-68
F 19	11	—	at Central Missouri	L	73-79
F 22	11	—	Iowa State	W	84-76
F 25	12	10	Kansas	W	61-52
F 28	12	—	Wichita State+	W	73-71
F 29	12	10	Kansas+	W	79-74
M 1	12	—	Central Missouri+	L	60-73
M 6	12	—	Minnesota ##	W	70-63
M 7	12	—	at Drake ##	W	74-65
M 8	12	15	Kansas ##	L	80-89
M 12	14	—	at Boston ## #	W	72-68
M 15	14	2	at Tennessee ## #	L	64-84

~ New Mexico Tournament (Albuquerque, N.M.) | ^ Shocker Invitational (Wichita, Kan.) |

% Big Eight Tournament (Columbia, Mo.) | + Southern Subregional (Pittsburg, Kan.) |

AIAW Region VI (Des Moines, Iowa) | ### AIAW National Tournament (Atlanta, Ga.)

1980-81

Record: 23-11 (.676) H: 11-2 A: 7-5 N: 5-4 | **Head Coach:** Lynn Hickey

Started season 9-0 • Loss to Kansas ended 21-game home winning streak • Took second in the Big Eight Conference • Qualified for the Region VI Tournament.

AP Rankings					
Date	KSU	Opp	Opponent	W/L	Score
N 22	—	—	Tulsa	W	109-78
N 25	15	—	at Pittsburg State	W	96-40
N 27	15	—	Iowa State	W	98-62
N 28	15	—	Washington State	W	67-48
N 29	15	—	Memphis	W	82-75
D 2	14	—	Missouri	W	74-68
D 6	14	—	at Creighton	W	73-63
D 9	13	—	at Nebraska	W	75-63
D 12	13	—	at Wichita State	W	57-56
D 19	13	10	at UCLA ~	L	70-83
D 20	13	12	vs. South Carolina ~	W	82-62
D 22	13	—	at Pepperdine	W	84-80
J 3	16	—	Nebraska-Omaha	W	79-77

J 5	16	13	Stephen F. Austin	W	83-75
J 8	16	18	vs. Illinois >	W	67-52
J 9	16	—	vs. Minnesota >	L	70-71
J 10	16	—	at Wichita State >	W	93-70
J 15	15	—	Nebraska%	W	74-72
J 16	15	—	Missouri%	W	85-77
J 17	15	5	at Kansas%	L	60-85
J 24	16	—	at Minnesota	L	54-70
J 27	20	5	Kansas	L	68-88
J 31	—	—	Creighton	W	77-53
F 3	—	—	Wichita State	L	66-67
F 6	—	—	vs. Boston ^	L	59-62
F 7	—	—	vs. Virginia State ^	W	84-43
F 13	—	—	at Drake	L	79-94
F 17	—	6	at Kansas	L	63-74
F 23	—	—	at Loyola Marymount	W	70-36
F 25	—	—	Pittsburg State	W	(For.)
F 27	—	—	Central Missouri	W	78-73
M 2	—	—	Wichita State!	L	61-65
M 6	—	—	South Dakota	W	104-52
M 13	—	—	Drake ##	L	69-76

~ UCLA Nike Tournament (Los Angeles, Calif.) | > Pizza Hut Invitational (Wichita, Kan.) | % Big Eight Tournament (Lawrence, Kan.) | ^ Coca-Cola Penn State Classic (University Park, Pa.) | ! AIAW Playoff Game (Emporia, Kan.) | ## AIAW Region VI (Minneapolis, Minn.)

1981-82 • BIG 8 CHAMPIONS

Record: 26-6 (.813) H: 15-1 A: 8-4 N: 3-1 | **Head Coach:** Lynn Hickey

Posted 10th 20-win season in program history • Lynn Hickey picks up 50th coaching win at K-State with a 79-63 win vs. Pittsburg • Big Eight champions • Posted a school-record 17-game winning streak • Took second in East Regional • Reached the Elite Eight in first NCAA women's tournament.

AP Rankings					
Date	KSU	Opp	Opponent	W/L	Score
N 23	—	—	Pacific Christian	W	103-36
N 27	—	—	Pittsburgh ^	W	79-63
N 28	—	4	South Carolina ^	L	65-81
D 4	—	—	vs. South Dakota !	W	73-60
D 5	—	—	vs. Wayland Baptist !	W	93-78
D 8	—	—	at Missouri	W	64-62
D 12	—	—	Oklahoma City	W	71-64
D 18	—	—	at Central Missouri	W	66-64
D 20	—	19	Detroit	W	70-35
D 22	—	—	Jackson State	W	73-56
J 2	—	—	at Arkansas	L	53-68
J 4	—	—	at Mississippi State	L	78-79
J 5	—	—	at Memphis State	L	72-83
J 7	—	20	at Tennessee	L	68-83
J 14	—	—	Missouri%	W	72-69
J 15	—	—	Nebraska%	W	81-57
J 16	—	15	Colorado%	W	76-71
J 22	—	—	at Tulsa	W	94-54
J 23	—	—	at Oklahoma State	W	71-63
J 26	—	—	at Kansas	W	83-74
F 3	—	—	Wichita State	W	69-64
F 6	—	—	Minnesota	W	77-68
F 11	—	—	at Creighton	W	79-49
F 13	—	—	at Iowa State	W	92-50
F 16	—	—	Drake	W	82-74
F 20	—	—	Creighton	W	89-36
F 23	—	—	Kansas	W	80-69
F 27	—	—	at Wichita State	W	68-63
M 5	19	—	Central Missouri	W	66-61
M 13	19	—	Stephen F. Austin\$	W	78-75
M 18	18	7	Old Dominion\$\$\$	W	76-67
M 20	18	2	Cheyney State\$\$\$\$	L	71-93

M 25 17 3 Texas\$\$\$ L (OT) 70-73

^ Converse Little Apple Classic (Manhattan, Kan.) | * Big Eight game | % Big Eight Tournament (Norman, Okla.) | \$ NCAA Midwest Regional First Round (Manhattan, Kan.) | \$\$\$ NCAA Midwest Regional (Ruston, La.)

1983-84 • Big 8 CHAMPIONS

Record: 25-6 (.806)/12-2 (.857) H: 14-1 A: 8-4 N: 3-1 | Head Coach: Lynn Hickey

Started season 7-0 • Ranked as high as 6th in the nation • Loss to Texas snapped 31-game home win streak • Big Eight regular-season co-champs • Big Eight Tournament champions • Qualified for NCAA Midwest Regional, the sixth consecutive national tourney appearance • Hickey's .762 winning percentage is the best in school history • Hickey's Wildcats lost only four home games (65-4) in her five years.

AP Rankings				
Date	KSU	Opp	Opponent	W/L
N 25	9	—	North Texas ^	W
N 26	9	—	Central Missouri ^	W
N 29	7	—	at Wichita State	W
D 3	7	—	at Northwestern	W
D 8	6	—	Drake	W
D 10	6	—	Creighton	W
D 18	6	—	vs. Montana &	W (OT)
D 19	9	—	vs. Oregon State &	L
D 20	9	—	at Portland State &	W
D 30	10	8	Texas	L
J 2	10	—	Oral Roberts	W
J 5	10	7	at Old Dominion	L
J 9	10	—	Wichita State	W
J 18	9	—	at Oklahoma State *	W
J 21	9	—	Oklahoma *	W
J 25	7	—	at Colorado *	W
J 28	7	—	at Kansas *	L
J 31	11	—	Iowa State *	W
F 4	11	—	Nebraska *	W
F 8	10	12	at Missouri *	L
F 11	10	—	at Oklahoma *	W
F 16	12	—	Colorado *	W
F 18	12	—	Oklahoma State *	W
F 22	11	—	at Iowa State *	W
F 25	11	—	Kansas *	W
F 28	11	—	at Nebraska *	W
M 3	11	7	Missouri *	W
M 6	7	—	Iowa State%	W
M 9	7	—	Oklahoma%	W
M 10	7	9	Missouri%	W
M 15	7	13	at NE Louisiana\$	L

^ Little Apple Classic (Manhattan, Kan.) | & Quisti Tournament (Portland, Ore.) | * Big Eight game | % Big Eight Tournament (Kansas City, Mo.) [Big Eight first round site on campus] | \$ NCAA Midwest Regional First Round (Monroe, La.)

MATILDA MOSSMAN • 1984-90 • 83-68 (.550)



Mossman began her career at Kansas State after a three-year stint as the head coach at Arkansas. The 1986-87 season was arguably Mossman's best as she led the Wildcats to their last Big Eight Conference title and a berth in the NCAA Midwest Regional. Tabbed Big Eight Coach of the Year for her efforts, Mossman coached K-State to a 13-0 home mark that year, the fourth undefeated home season in school history.

1984-85

Record: 16-13 (.552)/6-8 (.429) H: 8-4 A: 6-8 N: 2-1 | Head Coach: Matilda Mossman

AP Rankings				
Date	KSU	Opp	Opponent	W/L
N 23	—	—	Grambling State ^	W
N 24	—	—	Central Michigan ^	W
N 27	—	—	at Illinois State	L
N 30	—	—	vs. Baylor &	W
D 1	—	—	at Wichita State &	W
D 4	—	—	at Drake	L
D 12	—	—	Emporia State	W
D 15	—	2	at Texas	L
D 29	—	—	Northern Illinois	W
J 5	—	—	vs. Louisiana State	W
J 7	—	—	at Grambling State	W
J 9	—	7	at Louisiana Tech	L
J 12	—	—	Creighton	W
J 16	—	—	at Nebraska *	L
J 19	—	—	at Colorado *	W
J 22	—	—	Oklahoma State *	L
J 26	—	20	at Oklahoma *	L
J 29	—	—	Kansas *	L
F 2	—	—	at Iowa State *	W
F 5	—	—	Missouri *	W
F 9	—	—	Oklahoma *	W
F 12	—	—	at Oklahoma State *	L
F 16	—	—	Nebraska *	W
F 20	—	—	at Kansas *	W
F 23	—	—	Colorado *	W
F 28	—	—	Iowa State *	L
M 2	—	—	at Missouri *	L
M 5	—	—	at Oklahoma State%	W
M 8	—	—	Missouri%	L

^ Converse Little Apple Classic (Manhattan, Kan.) | & Wichita State Pizza Hut Classic (Wichita, Kan.) | * Big Eight game | % Big Eight Tournament (Kansas City, Mo.)

1985-86

Record: 16-13 (.552)/6-8 (.429) H: 9-4 A: 6-6 N: 1-3 | Head Coach: Matilda Mossman

AP Rankings				
Date	KSU	Opp	Opponent	W/L
N 22	—	—	North Dakota State ^	W
N 23	—	4	Louisiana Tech ^	L
N 26	—	—	Wichita State	W
N 29	—	—	vs. Central Michigan ~	W
N 30	—	—	at Minnesota ~	W
D 6	—	11	vs. Tennessee &	L
D 7	—	—	at Northern Illinois &	W
D 11	—	—	Emporia State	W
D 14	—	—	Drake	W
D 16	—	—	Louisiana State	W
J 3	—	7	vs. Western Kentucky !	L
J 4	—	—	at UNLV !	W
J 8	—	—	at Oral Roberts	L
J 14	—	—	Iowa State *	W
J 18	—	—	at Colorado *	W
J 22	—	14	Oklahoma *	L
J 25	—	—	Kansas *	L
J 29	—	—	at Oklahoma State *	W
F 1	—	—	Missouri *	W
F 5	—	—	at Nebraska *	L
F 8	—	—	Colorado *	L
F 11	—	17	at Oklahoma *	L
F 15	—	—	at Iowa State *	W
F 18	—	—	Oklahoma State *	W
F 22	—	—	at Kansas *	L
F 26	—	—	at Missouri *	L
M 1	—	—	Nebraska *	W
M 4	—	—	Kansas%	W
M 6	—	—	Colorado%	L

^ Little Apple Classic (Manhattan, Kan.) | ~ Minnesota Tournament (Minneapolis, Minn.) | & Northern Illinois Tournament (DeKalb, Ill.) | ! Bud Light Tournament (Las Vegas, Nev.) | * Big Eight game | % Big Eight Tournament (Kansas City, Mo.)

1986-87 • Big 8 REGULAR SEASON CHAMPIONS

Record: 22-9 (.710)/9-5 (.643) H: 13-0 A: 6-7 N: 3-2 | Head Coach: Matilda Mossman

• Qualified for NCAA Midwest Regional. • Big Eight Conference regular-season tri-champions • Won sixth regular-season Big Eight championship • Matilda Mossman tabbed Big Eight Coach of the Year • Fourth undefeated home season (13-0) in school history • Carlisa Thomas named Big Eight Tournament MVP.

AP Rankings				
Date	KSU	Opp	Opponent	W/L
N 28	—	—	Western Illinois ^	W
N 29	—	—	Loyola Marymount ^	W
D 1	—	—	Minnesota	W
D 5	—	—	vs. American !	W
D 6	—	2	at Louisiana Tech !	L
D 11	—	—	at Drake	W
D 13	—	—	at Creighton	L
D 19	—	—	UMKC	W
D 29	—	—	at UC Santa Barbara	W
D 30	—	—	at Cal State Fullerton	W
J 2	—	—	at Chapman College	W
J 6	—	—	at Oklahoma *	L
J 8	—	—	Oral Roberts	W
J 12	—	—	St. Mary the Plains	W
J 14	—	—	Nebraska *	W
J 17	—	—	Iowa State *	W
J 21	—	—	at Colorado *	W
J 24	—	—	Kansas *	W (OT)
J 27	—	—	at Oklahoma State *	L
J 31	—	—	at Missouri *	L
F 6	—	—	Oklahoma *	W
F 7	—	—	at Iowa State *	W
F 11	—	—	Colorado *	W (OT)
F 14	—	—	at Nebraska *	L
F 17	—	—	Oklahoma State *	W
F 21	—	—	at Kansas *	L
F 25	—	—	Missouri *	W
F 28	—	—	Oklahoma%	W
M 1	—	—	Missouri%	W
M 2	—	—	Kansas%	L
M 11	—	—	Northern#	L (2OT)

^ McCall Pattern Classic (Manhattan, Kan.) | ! Louisiana Tech Dial Classic (Ruston, La.) | * Big Eight game | % Big Eight Tournament (Salina, Kan.) | # NCAA Midwest Regional First Round (Evanston, Ill.)

1987-88

Record: 8-20 (.286)/1-13 (.071) H: 5-8 A: 2-10 N: 1-2 | Head Coach: Matilda Mossman

Final season in Ahearn Field House • Record at Ahearn (1969-1988): 173-44 (.797) • Loss in home opener ends 15-game home winning streak • Set school single-game scoring record with 110-point outburst vs. Texas-Pan American • First losing season in school history.

AP Rankings				
Date	KSU	Opp	Opponent	W/L
N 27	—	—	Arkansas-Little Rock ^	L
N 28	—	—	Rockhurst ^	W
D 2	—	—	Creighton	W (OT)
D 5	—	—	Drake	W
D 8	—	—	at Wichita State	W
D 11	—	—	vs. Stephen F. Austin ~	L
D 12	—	—	vs. Texas-Pan American ~	W
D 19	—	—	at UMKC	L
D 30	—	—	Louisiana State	W
J 4	—	—	at Arizona State	L
J 5	—	—	at Northern Arizona	W (OT)
J 8	—	—	at Oral Roberts	L
J 12	—	—	at Oklahoma State *	L
J 13	—	—	Oklahoma *	L
J 20	—	—	at Nebraska *	L
J 23	—	—	at Colorado *	L
J 27	—	—	Missouri *	L
J 28	—	2	Louisiana Tech	L
J 30	—	—	at Kansas *	L
F 3	—	—	Iowa State *	W
F 6	—	—	Nebraska *	L
F 10	—	—	at Missouri *	L

F 13	—	—	at Oklahoma *	L
F 17	—	—	Colorado *	L
F 20	—	—	Kansas *	L
F 23	—	—	at Iowa State *	L
F 27	—	—	Oklahoma State *	L
M 5	—	—	Nebraska%	L

^ McCall Pattern Classic (Manhattan, Kan.) | ~ Dallas Hilton Classic (Dallas, Texas) | * Big Eight game | % Big Eight Tournament (Salina, Kan.)

1988-89

Record: 18-11 (.621)/7-7 (.500) H: 11-2 A: 4-6 N: 3-3 | Head Coach: Matilda Mossman

Became fifth NCAA women's team and first Big Eight women's team to reach 400 wins • K-State posts 11-2 mark in first year at Bramlage Coliseum • Finished third in Big Eight • Turnaround from eight wins in 1987-1988 to 18 wins is second best in league history • Mary Jo Miller became the first Wildcat to be named Big Eight Newcomer of the Year.

AP Rankings				
Date	KSU	Opp	Opponent	W/L
N 25	—	—	Colorado State ^	W
N 26	—	—	Montana ^	W
N 29	—	—	UMKC	W
D 2	—	—	vs. Texas A&M ~	L
D 3	—	—	vs. Radford ~	L
D 6	—	—	Central Missouri	W
D 8	—	—	Oral Roberts	W
D 10	—	—	at Creighton	W
D 19	—	—	at Missouri State	W
D 29	—	—	Wichita State	W
J 3	—	—	at Florida International &	L
J 4	—	—	vs. Cleveland State &	W
J 5	—	—	vs. South Alabama &	W
J 11	—	—	Oklahoma State *	W
J 14	—	—	Colorado *	L
J 18	—	—	at Missouri *	L
J 21	—	—	Nebraska *	W
J 25	—	—	Iowa State *	W
J 28	—	—	at Kansas *	W
F 1	—	—	at Oklahoma *	W
F 4	—	—	Missouri *	W
F 8	—	—	at Iowa State *	L
F 11	—	—	at Nebraska *	L
F 15	—	10	at Colorado *	L
F 18	—	—	Kansas *	L
F 22	—	—	Oklahoma *	W
F 26	—	—	at Oklahoma State *	L
M 4	—	—	Nebraska%	W
M 5	—	—	Oklahoma State%	L

^ McCall Pattern Classic (Manhattan, Kan.) | ~ Minnesota Dial Classic (Minneapolis, Minn.) | & Florida International Tournament (Miami, Fla.) | * Big Eight game | % Big Eight Tournament (Salina, Kan.)

GAYE GRIFFIN • 1989-90 • 17-8 (.680)



An assistant coach under Matilda Mossman, Gaye Griffin served as interim head coach for one season. Griffin came to K-State from Arkansas Tech where she excelled as a coach and a player. Under Griffin in 1989-90, the Wildcats finished the season strong with a 17-8 record and a 10-4 mark in conference play.

1989-90

Record: 20-10 (.667)/10-4 (.714) H: 11-2 A: 6-7 N: 3-1

Head Coach: Matilda Mossman (3-2) | Interim Coach: Gaye Griffin (17-8)

Big Eight Conference Tournament runner-up • 14th 20-win season in school history • Diana Miller named Big Eight Co-Player of the Year and a Kodak All-District V First Team selection.

AP Rankings				
Date	KSU	Opp	Opponent	W/L
N 24	—	17	Maryland ^	L
N 25	—	—	Eastern Washington ^	W
N 28	—	—	at Wichita State	W
D 1	—	—	vs. Bowling Green&	W
D 2	—	—	at Montana&	L
D 9	—	—	Georgia State	W
D 12	—	—	at UMKC	L
D 15	—	—	Missouri State	W
D 17	—	—	Creighton	W
D 30	—	—	Minnesota	W
J 3	—	—	at Louisiana State	L
J 4	—	—	at Nicholls State	W
J 6	—	1	at Louisiana Tech	L
J 10	—	—	at Iowa State *	W
J 13	—	—	Colorado *	W
J 17	—	—	Missouri *	W
J 20	—	—	at Oklahoma *	W
J 24	—	—	at Nebraska *	W
J 27	—	—	at Kansas *	W
J 31	—	—	Oklahoma State *	W
F 4	—	—	at Missouri *	L
F 7	—	—	Nebraska *	W
F 11	—	—	at Colorado *	L
F 14	—	—	Oklahoma *	W
F 17	—	—	Iowa State *	W
F 21	—	25	at Oklahoma State *	L
F 24	—	—	Kansas *	L
M 3	—	—	Nebraska%	W
M 4	—	—	Iowa State%	W
M 5	—	—	Oklahoma State%	L

^ McCall Pattern Classic (Manhattan, Kan.) | & Domino's Pizza Classic (Missoula, Montana) | * Big Eight game | % Big Eight Tournament (Kansas City, Mo.)

SUSAN YOW • 1990-93 • 31-51 (.277)

A member of a basketball family, Susan Yow came to Kansas State after four years as the head coach at Drake. A Kodak All-American during her playing days at Elon College, Yow began her coaching career as an assistant at North Carolina State under her sister, Kay Yow. She then took over the helm at East Tennessee State in 1978, a post she held for eight years. While at K-State, Yow coached Kodak All-District selection Nadira Hazim.

1990-91

Record: 16-11 (.593)/8-6 (.571) **H:** 8-4 **A:** 6-6 **N:** 2-1 | **Head Coach:** Susan Yow

Advanced to second round in Big Eight Tournament • Nadira Hazim named a Kodak All-District V First Team selection.

AP Rankings					
Date	KSU	Opp	Opponent	W/L	Score
N 23	—	—	Alabama State ^	W	103-57
N 25	—	21	Clemson ^	L	61-68
N 27	—	—	UMKC	W	63-57
D 4	—	—	at Missouri State	L	76-87
D 7	—	—	vs. San Diego State &	W	73-65
D 8	—	—	at Long Beach State &	L	64-90
D 11	—	—	Wichita State	W	79-57
D 15	—	—	at Creighton	L	75-83
D 29	—	—	SMU	W	69-59
J 2	—	—	at Georgia State	W	67-57
J 3	—	—	at Mercer	W	60-57
J 9	—	—	at Nebraska *	W	76-71
J 12	—	—	at Colorado *	L	74-75
J 16	—	—	at Missouri *	W	68-53
J 19	—	—	at Iowa State *	L	66-75
J 23	—	—	at Oklahoma *	W	86-75
J 26	—	—	at Oklahoma State *	W	78-72
J 30	—	—	at Kansas *	W (OT)	74-73
F 2	—	—	Missouri *	W	66-62
F 6	—	—	at Oklahoma *	L	56-88
F 9	—	—	at Iowa State *	W	73-61
F 13	—	—	Colorado *	L	68-71
F 16	—	—	Nebraska *	L	69-79
F 20	—	25	at Oklahoma State *	L	61-79
F 23	—	—	Kansas *	W	73-64
M 2	—	—	at Iowa State%	W	77-65
M 3	—	—	at Oklahoma State%	L	70-87

^ McCall Pattern Classic (Manhattan, Kan.) | & Long Beach State Dial Classic (Long Beach, Calif.) | * Big Eight game | % Big Eight Tournament (Salina, Kan.)

1991-92

Record: 9-23 (.179)/2-12 (.143) **H:** 4-9 **A:** 1-9 **N:** 0-5 | **Head Coach:** Susan Yow

Fewest wins (5) and most losses (23) in school history • Lost last 11 games of the year, the longest losing skid in school history.

AP Rankings					
Date	KSU	Opp	Opponent	W/L	Score
N 25	—	—	at Illinois-Chicago	L (OT)	64-68
N 30	—	—	Creighton	L	57-77
D 3	—	—	Oral Roberts	W	66-64
D 6	—	9	vs. Purdue ~	L	52-75
D 7	—	—	vs. Miami (Ohio) ~	L	69-85
D 11	—	—	Missouri State	L	49-66
D 14	—	—	at Wichita State	L	60-70
D 21	—	—	Wisconsin-Green Bay	L	50-59
D 28	—	—	vs. Indiana ^	L	52-66
D 30	—	—	vs. Pennsylvania ^	L	60-71
J 4	—	—	Saint Louis	W	68-46
J 8	—	—	at UMKC	L	48-72
J 11	—	—	Loyola-Chicago	W	69-56
J 14	—	—	at Oklahoma State *	L	73-74
J 18	—	—	at Oklahoma *	W	91-86
J 21	—	—	Nebraska *	L	82-87
J 25	—	—	at Iowa State *	W	67-48
J 29	—	—	at Missouri *	L	64-80
F 2	—	20	Kansas *	L	52-82
F 5	—	—	at Colorado *	L	56-69
F 8	—	22	at Nebraska *	L	62-76
F 12	—	—	Oklahoma *	L	73-88
F 15	—	—	Missouri *	L	56-89
F 18	—	—	at Iowa State *	L	54-58
F 23	—	18	at Kansas *	L	49-67
F 26	—	—	Colorado *	L	42-65
M 1	—	—	at Oklahoma State *	L	56-85
M 7	—	—	Colorado%	L	27-79

~ Northern Illinois Tournament (DeKalb, Ill.) | ^ BYU Holiday Classic (Provo, Utah) | * Big Eight game | % Big Eight Tournament (Salina, Kan.)

1992-93

Record: 10-17 (.370)/1-13 (.071) **H:** 6-10 **A:** 2-6 **N:** 2-1 | **Head Coach:** Susan Yow

One conference victory • K-State's worst conference record in school history (1-13 regular season).

AP Rankings					
Date	KSU	Opp	Opponent	W/L	Score
D 1	—	—	Missouri-Rolla	W	70-59
D 3	—	—	Northern Iowa	W	61-55
D 5	—	—	Lafayette	W	48-41
D 10	—	—	Oral Roberts	W	77-44
D 19	—	—	Missouri Western	W	75-55
D 21	—	—	Illinois-Chicago	L	60-61
D 30	—	—	Minnesota	L	44-58
J 2	—	—	vs. New Hampshire ^	W	69-60
J 3	—	—	at UNC Wilmington ^	W	69-51
J 8	—	7	at Colorado *	L	33-61
J 10	—	—	at Missouri *	L	49-62
J 15	—	—	at Iowa State *	L	61-67

J 17	—	—	Nebraska *	L	57-74
J 22	—	22	at Oklahoma State *	L	54-72
J 24	—	—	at Oklahoma *	L	60-68
J 26	—	—	Wichita State	L	54-66
J 28	—	—	Quincy	W	62-44
J 31	—	—	Kansas *	L	51-58
F 5	—	—	Missouri *	L	51-67
F 7	—	5	Colorado *	L	51-61
F 12	—	23	at Nebraska *	L	50-69
F 14	—	—	at Iowa State *	W	67-43
F 19	—	—	Oklahoma *	L	65-87
F 21	—	24	Oklahoma State *	L	53-63
F 23	—	—	at Loyola-Chicago	W	63-52
F 28	—	—	at Kansas *	L	45-77
M 6	—	6	Colorado%	L	41-55

^ UNC Wilmington Tournament (Wilmington, N.C.) | * Big Eight game | % Big Eight Tournament (Salina, Kan.)

BRIAN AGLER • 1993-96 • 38-39 (.494)

Brian Agler came to Kansas State with 10 years of head coaching experience and a history of turning programs around. He led UMKC to unprecedented success and an 85-54 mark in five years. The starting point guard on Wittenberg College's Division III national title team, Agler started his career at Northeastern Oklahoma A&M. Agler guided the 1994-95 Wildcats to their first winning season in four years. He coached the 1995-96 team to an 11-12 record before being replaced by interim coach Jack Hartman. Agler spent two seasons as the head coach of the Columbus Quest of the ABL and won two ABL Championships in 1997 and 1998. He later spent four seasons as the head coach of the WNBA's Minnesota Lynx, a stint with the WNBA's San Antonio Silver Stars, was named the WNBA Coach of the Year in 2010 as the head coach of the Seattle Storm and is the head coach of the WNBA's Dallas Wings.

1993-94

Record: 13-14 (.481)/5-9 (.357) **H:** 10-3 **A:** 2-9 **N:** 1-2 | **Head Coach:** Brian Agler

Consecutive victories over Oklahoma and Oklahoma State marked the team's first back-to-back wins vs. conference opponents since 1990-91 • Team's 13 wins and five conference victories were the most in three seasons • Led Big Eight Conference in 3-point field goals made (5.6) and free throw percentage (.704) • Shawnda DeCamp named Big Eight Newcomer of the Year.

AP Rankings					
Date	KSU	Opp	Opponent	W/L	Score
N 27	—	—	Detroit	W	69-56
N 29	—	—	Missouri-Rolla	W	73-45
D 7	—	—	at Wichita State	L	54-67
D 10	—	—	vs. Saint Mary's ^	L	71-75
D 11	—	—	vs. St. Bonaventure ^	W	77-67
D 19	—	16	at Ohio State	L	70-105
D 21	—	—	at Minnesota	L	65-76
D 30	—	—	Missouri-St. Louis	W	78-44
J 1	—	—	Utah	W	49-41
J 7	—	4	Colorado *	L	58-65
J 9	—	—	Missouri *	W	63-52
J 14	—	—	at Iowa State *	L	44-58
J 16	—	—	at Nebraska *	L	58-78
J 21	—	—	at Oklahoma State *	W	75-63
J 23	—	—	Oklahoma *	W	72-54
J 27	—	—	NE Illinois	W	71-37
J 30	—	7	at Kansas *	L	50-77
F 2	—	—	at Missouri *	L	51-59
F 6	—	7	at Colorado *	L	57-66
F 11	—	—	Nebraska *	L	67-76
F 13	—	—	at Iowa State *	W	79-59
F 18	—	—	at Oklahoma *	W	71-70
F 20	—	—	at Oklahoma State *	L	43-55
F 22	—	—	at Detroit	W	64-50
F 26	—	12	Kansas *	L	54-65
M 3	—	—	Sacramento State	W	69-55
M 5	—	—	at Oklahoma State%	L	51-61

^ Warner's Class (Fairfield, Conn.) | * Big Eight game | % Big Eight Tournament (Salina, Kan.)

1994-95

Record: 14-13 (.519)/6-8 (.429) **H:** 9-5 **A:** 3-6 **N:** 2-2 | **Head Coach:** Brian Agler

First .500-plus season in four years • 14 overall and six conference wins were the most since 1990-91 • Third straight winning non-conference and second straight winning home court records • Led the conference in three-point field goal percentage (.349) and three-point field goals made (5.1) • Broke seven-game losing streaks to Kansas (then ranked No.15) and Nebraska as well as a decade-long drought vs. Oklahoma State in Stillwater, Okla. • Shanele Stires tabbed a Kodak All-District V First Team and All-Big Eight First Team selection.

AP Rankings					
Date	KSU	Opp	Opponent	W/L	Score
N 25	—	—	Eastern Illinois	W	67-49
N 27	—	—	Ohio State	L	73-87
N 29	—	—	vs. Wichita State (Salina, Kan.)	W	60-55
D 2	—	—	Minnesota	W	75-73
D 4	—	—	South Dakota	W	81-37
D 9	—	—	vs. Arkansas State !	L	55-60
D 10	—	—	vs. District of Columbia !	W	83-64
D 17	—	—	at Utah	L	46-61
D 20	—	—	at Michigan	L	53-62
D 27	—	—	Missouri-Rolla	W	78-62
D 30	—	—	Washington State	W	88-68
J 6	—	—	at Nebraska *	W	74-70
J 8	—	—	at Iowa State *	W	63-51
J 12	—	—	Sacramento State	W	93-35
J 15	—	14	at Kansas *	L	62-73
J 20	—	—	at Oklahoma State *	L	63-72
J 22	—	—	Oklahoma *	L	70-79
J 27	—	5	at Colorado *	L	66-76
J 29	—	—	at Missouri *	L	60-70

F 3	—	—	Iowa State *	W	54-38
F 5	—	—	Nebraska *	W	53-50
F 12	—	15	Kansas *	W	80-73
F 17	—	—	at Oklahoma *	L	60-71
F 19	—	—	at Oklahoma State *	W	57-56
F 24	—	—	Missouri *	L	59-66
F 26	—	3	Colorado *	L	74-77
M 4	—	—	Oklahoma State%	L	59-69

! George Washington University Invitational (Washington, D.C.) | * Big Eight game | % Big Eight Tournament (Salina, Kan.)

JACK HARTMAN • 1996 • 3-4 (.429)

The winningest coach in the history of Kansas State men's basketball, Jack Hartman took over as head coach for the final seven games in 1995-96. He guided K-State to a 3-4 mark. Hartman coached the men's basketball team for 26 years and led it to three Big Eight Conference titles and to the quarterfinals of the NCAA Tournament four times from 1970-86.

1995-96

Record: 14-16 (.467)/5-9 (.357) **H:** 11-4 **A:** 2-8 **N:** 1-4

Head Coach: Brian Agler (11-12) | **Interim Coach:** Jack Hartman (3-4)

Kansas State swept Oklahoma State for the first time in 12 years • Led the Big Eight in team defense (61.6 ppg) and free throw percentage (.729) • Agler coached K-State to an 11-12 mark and Jack Hartman took over Feb. 9 and charted a 3-4 record • Finished the conference season with a 5-9 mark (seventh) but was seeded eighth in the tournament after forfeiting all but the final three wins of the year • Forfeited games after it was discovered the team used ineligible players • Missy Decker, Brit Jacobson and Andria Jones were named All-Big Eight honorable mention.

AP Rankings					
Date	KSU	Opp	Opponent	W/L	Score
N 24	—	—	Bradley & ^	W	60-51
N 25	—	—	Lamar & ^	W	81-76
N 28	—	—	at Wichita State &	W	54-44
D 1	—	—	vs. Grambling State—&	W	79-71
D 2	—	—	at Memphis—	L	57-72
D 6	—	—	Ohio	L	68-69
D 10	—	—	Michigan &	W	66-63
D 16	—	—	vs. Missouri State !	L	76-84
D 18	—	25	vs. Northwestern !	L (OT)	77-86
D 19	—	—	vs. George Washington !	L	45-69
D 27	—	—	Missouri-Rolla &	W	64-39
D 29	—	—	Idaho	W	68-55
D 31	—	—	Arkansas State &	W	63-58
J 5	—	—	Missouri & *	W	69-58
J 7	—	13	Colorado *	L	58-64
J 12	—	—	at Iowa State *	L	51-58
J 14	—	—	at Nebraska *	L	49-61
J 19	—	19	Oklahoma State & *	W (OT)	81-68
J 21	—	—	Oklahoma & *	W	80-67
J 23	—	—	at Arkansas State	L (OT)	64-73
J 28	—	—	Kansas *	L	38-51
J 31	—	—	at Missouri *	L	51-57
F 4	—	16	at Colorado *	L	50-54
F 9	—	—	Nebraska *	W	81-75
F 11	—	—	Iowa State *	L	47-58
F 16	—	—	at Oklahoma *	L	54-62
F 18	—	—	at Oklahoma State *	W	70-64
F 20	—	—	Hampton	W	78-42
F 25	—	24	at Kansas%	L	56-66
M 2	—	21	Kansas%	L	64-70

& Wins later forfeited | ^ Commerce Bank Wildcat Classic (Manhattan, Kan.) | ~ Lady Tiger Classic (Memphis, Tenn.) | ! San Juan Shootout (San Juan, Puerto Rico) | * Big Eight games | % Big Eight Tournament (Kansas City, Mo.)

DEB PATTERSON • 1996-2014 • 350-226 (.608)

In 18 seasons at Kansas State, Deb Patterson guided the Wildcats to 14 postseason appearances and finished as the career wins leader for women's basketball at K-State. Under her guidance, K-State captured the 2006 Postseason WNIT Championship, to mark the school's first postseason championship title. The Wildcats reached their highest ranking in school history on Nov. 25, 2002, when the Wildcats were ranked No. 2 in the nation. She also led the program to a pair of Big 12 titles in the 2003-04 and 2007-08 seasons.

1996-97

Record: 19-12 (.613)/9-7 (.563) **H:** 11-1 **A:** 4-8 **N:** 4-3 | **Head Coach:** Deb Patterson

K-State received an NCAA Tournament berth for the first time in 10 years • Wildcats finished in the upper division of the conference for the first time since 1990-91 • K-State posted a 9-7 Big 12 mark to receive No. 5 seed in the league tournament • K-State played in the tournament finals for the first time since 1990 • Andria Jones was named tourney MVP of the Big 12 Tournament, while Brit Jacobson earned all-tournament honors • Jones earned Associated Press and Kodak All-America honorable mention accolades • Jacobson and Jones joined the 1,000 Point Club • Jones was named All-Big 12 First Team selection and Missy Decker was All-Big 12 honorable mention.

AP Rankings					
Date	KSU	Opp	Opponent	W/L	Score
N 22	—	—	Memphis	W	68-60
N 24	—	—	at Bradley	W	71-49

204

N 29	—	—	Nicholls State ^	W	64-44
N 30	—	—	Grambling State ^	W	72-62
D 3	—	—	at Ohio	L	65-75
D 6	—	—	vs. UTEP&	L	61-67
D 7	—	—	at Idaho&	W	72-53
D 11	—	—	Wichita State	W	63-59
D 29	—	—	vs. Nevada#	W	69-63
D 30	23	23	at Florida#	L	67-89
J 4	18	18	at Kansas*	L	54-70
J 11	7	7	Texas*	W	68-67
J 15	16	16	at Nebraska*	L	47-53
J 18	14	14	at Texas Tech*	L	61-76
J 22	—	—	Iowa State*	W	62-54
J 25	—	—	Texas A&M*	W	73-61
J 29	18	18	at Colorado*	L	58-71
F 1	—	—	Missouri*	W	77-42
F 5	—	—	Oklahoma State*	W	58-50
F 8	—	—	at Oklahoma*	W	49-47
F 12	23	23	Nebraska*	W	47-45
F 15	—	—	at Iowa State*	L	40-54
F 19	—	—	Colorado*	W	68-62
F 22	12	12	Kansas*	L	46-62
F 26	—	—	at Missouri*	W	64-60
M 1	—	—	at Baylor*	L	76-81
M 4	—	—	Oklahoma%*	W	81-56
M 5	15	15	Kansas Tech*	W	76-68
M 6	9	9	Kansas%	W	73-58
M 8	—	—	Colorado*	L	44-54
M 14	—	—	Saint Joseph's\$	L	52-70

& Idaho Tournament (Moscow, Idaho) | # State Farm Classic (Gainesville, Fla.) | ^ Commerce Bank Wildcat Classic (Manhattan, Kan.) | * Big 12 Conference game | % Big 12 Tournament (Kansas City, Mo.) | \$ NCAA East Regional 1st Round (Tuscaloosa, Ala.)

1997-98

Record: 11-17 (.393)/4-12 (.250) H: 8-5 A: 1-11 N: 2-1 | Head Coach: Deb Patterson

Advanced to the quarterfinals of Big 12 Tournament • With an 8-5 home mark, the Wildcats posted a winning record at home for the fifth-straight year and the 26th time in 30 years • Brit Jacobson and Angie Finkes earned honorable mention All-Big 12 honors.

Date	KSU	AP Rankings	Opp	Opponent	W/L	Score
N 21	—	—	—	Illinois State	W	66-55
N 25	—	—	—	Drake	W	82-76
N 29	—	—	—	at DePaul&	L	68-75
N 30	—	—	—	vs. Yale&	W	75-47
D 3	—	—	—	Grambling State	W	73-54
D 5	—	—	—	Southern+	W	82-38
D 6	—	—	—	Utah+	L	57-68
D 13	—	—	—	at Ohio State	W	67-64
D 21	—	—	—	at Marquette	L	66-81
D 28	—	—	—	at San Diego State	L	53-57
J 4	—	14	—	at Nebraska*	L	58-80
J 7	—	—	—	Kansas*	W	53-47
J 13	—	—	—	at Missouri*	L	56-72
J 17	—	20	—	Nebraska*	L	47-78
J 21	—	—	—	Colorado*	W	64-52
J 24	—	—	—	Baylor*	W	62-59
J 28	—	24	—	at Iowa State*	L	46-64
J 31	—	—	—	at Colorado*	L	52-56
F 4	—	—	—	Oklahoma*	L	67-69
F 7	—	—	—	at Kansas*	L	62-65
F 11	—	7	—	at Texas*	L	57-73
F 15	—	—	—	Missouri*	W	66-57
F 18	—	24	—	Iowa State*	L	50-80
F 21	—	—	—	at Oklahoma State*	L	47-78
F 25	—	—	—	at Texas A&M*	L	76-81
F 28	—	6	—	Texas Tech*	L	62-67
M 3	—	—	—	Baylor%	W (OT)	75-66
M 4	—	—	—	Kansas%	L	46-50

& Moran Realty Classic (Chicago, Ill.) | + Commerce Bank Wildcat Classic (Manhattan, Kan.) | * Big 12 Conference game | % Big 12 Tournament (Kansas City, Mo.)

1998-99

Record: 16-14 (.533)/7-9 (.438) H: 10-4 A: 5-9 N: 1-1 | Head Coach: Deb Patterson

Earned the school's first bid in the Women's NIT, downing Creighton before falling at Arkansas State in the second round • Won the school's first postseason tournament game since 1983 • Advanced to the quarterfinals of Big 12 Tournament, marking the third time in as many years that the Wildcats won their first game • K-State boasted wins over four Top 25 opponents, including a victory over then No. 16 Iowa State, which advanced to the NCAA Tournament Elite Eight • With a 10-4 home mark, the Wildcats posted a winning record at home for the sixth straight year and the 27th time in 31 years • Nicky Ramage earned third team All-Big 12 honors, while Angie Finkes and Olga Firsova were honorable mention selections.

Date	KSU	AP Rankings	Opp	Opponent	W/L	Score
N 16	—	—	—	Ohio State	L	62-63
N 18	—	—	—	Eastern Kentucky	W	108-69
N 22	—	—	—	at Drake	L	67-88
N 23	—	—	—	at Eastern Michigan	W	78-66
N 28	—	—	—	at Utah	L	58-76
D 4	—	—	—	Army+	W	87-58
D 5	—	—	—	San Diego State+	W	77-56
D 9	—	—	—	Kent State	W	67-64
D 20	—	—	—	at Illinois State	W	54-39
D 30	—	24	—	at Santa Clara	W	66-64
J 2	—	—	—	Oklahoma State*	L	56-59
J 6	—	—	—	at Missouri*	W	72-60
J 9	—	7	—	at Texas Tech*	L	60-73
J 13	—	24	—	Nebraska*	W	79-67
J 16	—	6	—	Texas*	W	75-68
J 20	—	—	—	at Baylor*	L	53-82
J 23	—	—	—	Missouri*	W	79-67
J 27	—	—	—	Texas A&M*	L	59-73
J 31	—	24	—	at Kansas*	L	45-66
F 6	—	—	—	at Colorado*	W	59-57
F 10	—	16	—	Iowa State*	W	70-63
F 13	—	—	—	at Oklahoma*	L	58-79
F 17	—	—	—	Colorado*	L	54-57
F 20	—	19	—	at Iowa State*	L	53-86
F 24	—	—	—	at Nebraska*	L	63-74
F 27	—	22	—	Kansas*	W	69-58
M 2	—	—	—	Colorado %	W	55-51
M 3	—	9	—	Texas Tech %	L	55-74

M 11	—	—	Creighton \$	W	71-60
M 14	—	—	at Arkansas State \$\$	L	70-83

+ Commerce Bank Wildcat Classic (Manhattan, Kan.) | * Big 12 Conference game | % Big 12 Tournament (Kansas City, Mo.) | \$ - Postseason WNIT 1st Round | \$\$ - Postseason WNIT 2nd Round

1999-00

Record: 13-17 (.433)/6-10 (.375) H: 7-6 A: 6-6 N: 0-5 | Head Coach: Deb Patterson

Earned ninth win over a Top 25 opponent during the Deb Patterson era with a victory over No. 8 Iowa State, which advanced to the NCAA Tournament Elite Eight • Angie Finkes and Nicky Ramage both joined the 1,000 point club and the 500 career rebound group • Olga Firsova became Kansas State's all-time leading shot blocker and fifth all-time, men and women, at K-State • With a 7-6 home mark, the Wildcats posted a winning record at home for the seventh straight year and the 28th time in 32 years • Nicky Ramage, Angie Finkes and Olga Firsova were honorable mention All-Big 12.

Date	KSU	AP Rankings	Opp	Opponent	W/L	Score
N 19	—	—	—	Drake	W	59-57
N 26	—	—	—	vs. Alabama !	L	60-63
N 27	—	7	—	vs. North Carolina State !	L	72-73
N 30	—	—	—	Eastern Michigan	W	89-45
D 3	—	—	—	Alabama State +	W	80-32
D 4	—	—	—	Idaho+	W	81-69
D 8	—	—	—	at Green Bay	W	66-57
D 10	—	10	—	vs. Oregon ^	L	69-79
D 11	—	—	—	vs. TCU ^	L	62-71
D 18	—	—	—	Wichita State	L	66-76
D 20	—	—	—	at Kent State	L	55-63
D 28	—	—	—	at Chattanooga	W	69-55
D 30	—	—	—	at Tennessee State	W	72-58
J 5	—	—	—	at Texas*	L	58-80
J 8	—	23	—	Kansas*	L	54-70
J 12	—	—	—	Baylor*	W	73-58
J 15	—	—	—	at Texas A&M*	W	67-62
J 18	—	15	—	Texas Tech*	L	47-51
J 23	—	—	—	at Missouri*	L	52-63
J 25	—	6	—	at Iowa State*	L	61-64
J 30	—	—	—	Nebraska*	L	61-68
F 5	—	—	—	Missouri*	L	68-72
F 9	—	—	—	at Oklahoma State*	W	71-64
F 13	—	8	—	Iowa State*	W	69-63
F 16	—	—	—	at Colorado*	W	62-54
F 19	—	24	—	at Kansas*	L	43-61
F 22	—	24	—	Oklahoma*	L	56-64
F 26	—	—	—	at Nebraska*	L	56-65
M 3	—	—	—	Colorado*	W	64-47
M 6	—	—	—	Oklahoma State%	L	59-67

! Cancun Tournament (Cancun, Mexico) | + Commerce Bank Wildcat Classic (Manhattan, Kan.) | ^ Sport Foundation Tournament (Springfield, Mo.) | * Big 12 Conference game | % Big 12 Tournament (Kansas City, Mo.)

2000-01

Record: 12-16 (.429)/2-14 (.125) H: 7-6 A: 4-8 N: 1-2 | Head Coach: Deb Patterson

Earned 10th win over a Top 25 opponent during the Deb Patterson era with a victory over No. 17 Texas • Kansas State put together the second-best start in school history with a 10-1 record • Kim Woodlee became K-State's all-time, men and women, three-point shooter and joined the 1,000 point club • With a 7-6 home mark, the Wildcats posted a winning record at home for the eighth straight year and the 29th time in 33 years • Nicole Ohlde was named Big 12 Freshman of the Year and third team All-Big 12 • Ohlde broke seven freshman records.

Date	KSU	AP Rankings	Opp	Opponent	W/L	Score
N 17	—	—	—	UMKC	W	62-49
N 21	—	—	—	Western Illinois	W	63-54
N 24	—	—	—	vs. Wyoming*	L (OT)	70-73
N 25	—	—	—	vs. Princeton*	W	63-51
D 1	—	—	—	Texas Southern+	W	84-41
D 2	—	—	—	Texas A&M-Corpus Christi+	W	63-54
D 5	—	—	—	at Western Michigan	W	90-81
D 9	—	—	—	at Drake	W	69-63
D 15	—	—	—	at Wichita State	W	65-64
D 17	—	—	—	Vermont	W (OT)	64-60
D 28	—	—	—	at South Florida	W	71-56
J 3	—	7	—	Iowa State*	L	58-84
J 6	—	—	—	Colorado*	L	62-67
J 10	—	—	—	at Nebraska*	L	58-67
J 13	—	—	—	at Kansas*	L	67-78
J 17	—	17	—	Texas*	W	72-63
J 20	—	—	—	at Missouri*	L	60-65
J 27	—	—	—	Kansas*	L	62-65
J 31	—	12	—	at Texas Tech*	L	41-72
F 3	—	—	—	Oklahoma State*	L	55-69
F 7	—	—	—	Missouri*	L	54-63
F 10	—	9	—	at Iowa State*	L	52-81
F 14	—	10	—	at Oklahoma*	L	60-79
F 17	—	—	—	Nebraska*	L	69-77
F 20	—	—	—	Texas A&M*	W	60-55
F 2	—	16	—	at Colorado*	L	56-74
F 28	—	24	—	at Baylor*	L	57-74
M 3	—	24	—	Baylor&	L	44-60

% Beaver Classic (Corvallis, Ore.) | + Commerce Bank Wildcat Classic (Manhattan, Kan.) | * Big 12 Conference game | % Big 12 Tournament (Kansas City, Mo.)

2001-02

Record: 26-8 (.765)/11-5 (.688) H: 13-2 A: 9-3 N: 4-3 | Head Coach: Deb Patterson

K-State reached the Sweet Sixteen for the first time in 19 years and the NCAA Tournament for the first time in five years • Hosted first and second rounds • Finished in the upper division of the conference for the first time since 1996-97 • Posted an 11-5 Big 12 mark to receive No. 4 seed in the league tournament • Kendra Wecker became the first freshman in Big 12 Tournament history to be named to the all-tournament team • Nicole Ohlde was named first team All-Big 12 and named to the third team was Wecker and Laurie Koehn • Ohlde earned honorable mention Associated Press All-America and Kodak All-America honorable mention • Koehn was named ESPN.com's Rookie of the Year • Patterson was named Big 12 Coach of the Year and ESPN The Magazine Coach of the Year • Wildcats receive final rankings of No. 11 in the AP Poll and No. 10 in the USA TODAY/ESPN Coaches Poll.

Date	KSU	AP Rankings	Opp	Opponent	W/L	Score
N 16	—	—	—	at Georgia Tech	W	74-70

N 19	—	—	IUPUI	W	98-57
N 24	—	—	vs. Richmond!	W	85-63
N 25	—	21	vs. Arizona State!	L	76-58
N 26	—	—	vs. Western Michigan!	W	91-62
N 30	—	—	Grambling State +	W	105-54
D 1	—	—	Harvard+	W	72-56
D 6	—	—	Green Bay	W	85-66
D 9	—	—	Oregon State	W	95-61
D 17	—	—	at Middle Tennessee State	W	54-53
D 20	—	—	at Northern Arizona	W	79-63
D 29	—	—	vs. Georgia State ^	W	93-79
D 30	—	—	at Loyola ^	W	72-60
J 2	—	4	at Iowa State*	W	69-63
J 5	—	7	Baylor*	W	89-75
J 9	14	21	Colorado*	W	75-72
J 12	14	—	Nebraska*	W	85-71
J 16	9	—	at Texas A&M*	W	66-61
J 19	9	—	at Oklahoma State*	L	60-68
J 23	11	—	Kansas*	W	72-59
J 27	11	12	Texas Tech*	W	76-63
J 30	9	14	at Texas*	W (2OT)	80-76
F 2	9	16	Iowa State*	L	72-86
F 5	11	—	at Missouri*	W	79-61
F 10	11	—	at Nebraska*	L	52-67
F 13	12	4	Oklahoma*	L	68-76
F 17	12	—	at Kansas*	W	65-40
F 23	12	11	at Colorado*	L	58-79
F 27	14	—	Missouri*	W	74-55
M 6	14	12	vs. Texas%	W	79-63
M 7	13	4	vs. Oklahoma%	L	49-69
M 15	11	—	Kent State\$	W	93-65
M 17	11	—	Arkansas\$	W	82-68
M 23	11	15	vs. Old Dominion\$\$\$	L	62-88

! Paradise Jam (St. Thomas, Virgin Islands) | + Commerce Bank Wildcat Classic (Manhattan, Kan.) | ^ Loyola Christmas Tournament (Baltimore, Md.) | * Big 12 Conference game | % Big 12 Tournament (Kansas City, Mo.) | \$ NCAA Tournament MidEast 1st Round (Manhattan, Kan.) | \$\$ NCAA Tournament MidEast 2nd Round (Manhattan, Kan.) | \$\$\$ NCAA Tournament MidEast Regional Semifinal (Milwaukee, Wis.)

2002-03

Record: 29-5 (.853)/14-2 (.875) H: 19-1 A: 8-3 N: 2-1 | Head Coach: Deb Patterson

Kansas State won a school record 29 games en route to their second-straight NCAA Tournament appearance • Received the No. 3 seed in the tournament for a second consecutive year and hosted the first and second rounds • Finished second in the Big 12 Conference for the first time in the seven-year history of the league with a 14-2 record • Broke the school mark for most conference wins in a season (14) • The Wildcats' winning percentage (.878) was the highest in school history • K-State begins the season with an 18-1 record, for the best start in school history • Preseason WNIT champions • Reached their highest national ranking in school history on Nov. 25, 2002, when the Wildcats were ranked No. 2 in both polls • Nicole Ohlde named to the prestigious WBCA/Kodak All-America Team and also selected as a first team AP All-American • Ohlde honored as the Big 12 Conference Player of the Year • Kendra Wecker and Megan Mahoney named first team All-Big 12 along with Ohlde • Eight named to the Academic All-Big 12 team • Deb Patterson named WBCA District V Coach of the Year and a Naismith Coach of the Year Finalist • Ohlde and Wecker named USBWA All-Americans • Wecker receives third team All-America honors by the AP • Wildcats finish in the top 8 nationally in home attendance for a second-straight year • Kansas State finished ranked in the top 10 in five NCAA statistical categories • Ohlde and Wecker were named finalists for the Naismith National Player of the Year Award • Ohlde also tabbed as a finalist for the State Farm Wade Trophy Award and as a nominee for the Honda Women's Basketball Award • K-State finishes No. 8 in the final AP Poll and No. 10 in the USA TODAY/

billing ever in school history • Team went an undefeated 13-0 in Bramlage Coliseum, its first undefeated season at home since 1986-87 • Finished eighth nationally in attendance with a school-record average of 9,365 fans per game • Nicole Ohlde named Big 12 Player of the Year and a consensus All-American (Kodak/WBCA, AP, USBWA) for a second year in a row • Ohlde becomes school's all-time leading scorer and rebounder • Ohlde's No. 3 jersey retired on March 3, 2004 • Kendra Wecker named a third team Associated Press All-American • Ohlde and Wecker named finalists for the Wade Trophy, Naismith and John R. Wooden Awards • Ohlde and Wecker named first team All-Big 12 selections, Laurie Koehn to the third team and Megan Mahoney honorable mention • Koehn (first) and Ohlde (second) named to the CoSIDA Academic All-America Team • Wildcats finished rated No. 9 in the final regular season edition of the WBCA/Summerville RPI Index • Ohlde, Wecker, Koehn and Mahoney become only the seventh known four 1,000 point scorers on a team in NCAA women's basketball history • Ohlde selected No. 6 overall by the Minnesota Lynx in the 2004 WNBA Draft, to become highest draft pick ever in school history • K-State finishes No. 8 in the final AP Poll and No. 15 in the USA TODAY/ESPN Coaches Poll.

AP Rankings						
Date	KSU	Opp	Opponent	W/L	Score	
N 16	5	7	at Purdue!	L	69-79	
N 21	8	—	Western Illinois	W	76-48	
N 28	9	—	vs. Arizona State%	W	59-50	
N 29	9	7	vs. Penn State*	L	56-69	
D 2	12	—	Northern Illinois	W	60-41	
D 5	12	—	Sacramento State+	W	94-31	
D 6	12	—	Saint Louis+	W	94-54	
D 12	11	—	at Iowa	W	82-60	
D 14	11	—	Creighton	W	94-60	
D 30	11	—	vs. SE Missouri State ^	W	78-42	
D 31	11	—	at UTSA ^	W	75-45	
J 7	11	—	Missouri*	W	95-59	
J 10	11	14	at Colorado*	W	76-69	
J 13	10	—	at Oklahoma State*	W	76-44	
J 17	10	—	Kansas*	W	79-50	
J 24	9	—	at Nebraska*	L	63-81	
J 27	12	16	Baylor*	W	85-65	
J 31	12	20	Oklahoma*	W	74-65	
F 4	10	—	at Iowa State*	W	61-59	
F 8	10	11	Colorado*	W	79-53	
F 11	9	—	at Kansas*	W	81-51	
F 14	9	—	Nebraska*	W	89-69	
F 18	8	—	at Texas A&M*	W	59-56	
F 22	8	—	at Missouri*	W (2OT)	93-90	
F 25	9	—	Iowa State*	W	68-33	
F 29	9	5	at Texas*	L	63-65	
M 3	8	9	Texas Tech*	W	85-73	
M 10	8	—	vs. Missouri&	W	79-58	
M 11	8	19	vs. Oklahoma&	L	66-78	
M 21	8	—	vs. Valparaiso\$	W	71-63	
M 23	8	24	vs. Minnesota\$&	L	61-80	

! State Farm Tip-Off Classic (West Lafayette, Ind.) | % Junkanoo Jam (Freeport, Grand Bahama Island) | + Commerce Bank Wildcat Classic (Manhattan, Kan.) | ^ UTSA New Year's Classic (San Antonio, Texas) | * Big 12 Conference game | & Big 12 Tournament (Dallas, Texas) | \$ NCAA Tournament Midwest 1st Round Game (Minneapolis, Minn.) | \$\$ NCAA Tournament Midwest 2nd Round Game (Minneapolis, Minn.)

2004-05

Record: 24-8 (.750)/12-4 (.750) H: 11-2 A: 7-3 N: 6-3 | Head Coach: Deb Patterson

Fourth consecutive NCAA Tournament appearance earning a No. 4 seed in the Kansas City Regional • Recorded fourth-straight season to claim 20 or more victories and 10 or more wins in league play • Wildcats finished 24-8 overall • Tied for third in the Big 12 with a 12-4 record • Earned the No. 3 seed in Big 12 Conference Tournament advancing all the way to the championship game against eventual national champion Baylor • Senior Class wraps up best four-year stretch in school history compiling a 104-27 overall record from 2001-05 • Ranked in the top 15 in four NCAA statistical categories • Finished eighth nationally in attendance with an average of 7,606 fans per game • Kendra Wecker named Big 12 Player of the Year and a consensus All-American (Kodak/WBCA, AP, USBWA) • Wecker becomes school's all-time leading scorer and rebounder, resetting records held by Nicole Ohlde the year prior • Wecker's No. 53 jersey retired on February 26, 2005 • Wecker named first team All-Big 12, Laurie Koehn to the third team and Megan Mahoney honorable mention • Wecker and Mahoney selected to the All-Big 12 Tournament Team • Koehn named to the CoSIDA Academic All-America Second Team • Wecker, Koehn, Brie Madden and Chelsea Domenico become first players in school history to have played in four NCAA Tournaments • Wecker becomes the first Wildcat and second player ever in the Big 12 Conference, to record 2,000 points and 1,000 rebounds in a career • Koehn becomes the NCAA's all-time career leader in three-point field goals made (392) • Wecker selected No. 4 overall by the San Antonio Silver Stars in the 2005 WNBA Draft, to become the highest draft pick ever in school history, Mahoney picked up No. 34 overall by the Connecticut Sun • Undrafted Koehn signs a free agent contract with the Washington Mystics • K-State finishes No. 16 in the final AP Poll and No. 19 in the USA TODAY/ESPN Coaches Poll.

AP Rankings						
Date	KSU	Opp	Opponent	W/L	Score	
N 19	19	—	Wyoming	W	84-42	

N 21	19	—	Pepperdine	W	85-53	
N 26	16	—	vs. Illinois State!	W	105-61	
N 27	16	10	vs. Duke!	L	51-63	
D 3	19	—	New Hampshire+	W	84-50	
D 4	19	—	Liberty+	L	56-77	
D 11	25	—	at UMKC	W	63-31	
D 18	25	—	vs. Alabama%	W	71-52	
D 28	22	—	vs. Villanova	W	75-63	
D 30	22	—	at Saint Joseph's	W	68-49	
J 2	22	—	Central Connecticut St.	W	77-23	
J 5	20	—	at Iowa State*	L	59-78	
J 8	20	—	at Kansas*	W	63-45	
J 11	23	—	Missouri*	W	87-44	
J 15	23	—	Nebraska*	W	74-59	
J 19	20	—	Texas A&M*	W	74-50	
J 22	20	10	at Texas Tech*	W	55-53	
J 25	16	18	Iowa State*	W	74-52	
J 29	16	—	at Colorado*	W	81-70	
F 2	15	8	at Baylor*	L	62-72	
F 5	15	—	Oklahoma State*	W	66-55	
F 13	16	—	at Oklahoma*	L	61-77	
F 16	18	13	Texas*	L	60-64	
F 19	18	—	Colorado*	W	73-51	
F 23	17	—	at Nebraska*	W	94-69	
F 26	17	—	Kansas*	W	73-46	
M 2	17	—	at Missouri*	W	80-53	
M 9	17	—	vs. Nebraska&	W	71-45	
M 10	17	11	vs. Texas&	W	72-69	
M 12	17	6	vs. Baylor&	L	55-68	
M 19	16	—	vs. Bowling Green\$	W	70-60	
M 21	16	18	vs. Vanderbilt!\$	L	60-63	

! Junkanoo Jam (Freeport, Grand Bahama Island) | + Commerce Bank Wildcat Classic (Manhattan, Kan.) | % Triple Crown Classic (Springfield, Mo.) | * Big 12 Conference game | & Big 12 Tournament (Kansas City, Mo.) | \$ NCAA Tournament Kansas City Regional 1st Round Game (Seattle, Wash.) | \$\$ NCAA Tournament Kansas City Regional 2nd Round Game (Seattle, Wash.)

2005-06 • POSTSEASON WNIT CHAMPIONS

Record: 24-10 (.706)/8-8 (.500) H: 14-5 A: 8-4 N: 2-1 | Head Coach: Deb Patterson

Kansas State closed out the 2005-06 season as 2006 Postseason WNIT Champions, to mark its first postseason championship title in school history • The Wildcats turned in their fifth consecutive 20-win season and made their fifth-straight appearance in the postseason (four NCAA and one WNIT). They also placed in the top half of the Big 12 Conference for the fifth-straight year • Junior guard/forward Claire Coggins was named an All-Big 12 Second Team selection averaging a team-leading 13.5 points per game. She was also honored as the Most Valuable Player of the Postseason WNIT • Sophomore guard Kimberly Dietz finished second on the team in scoring (10.5 ppg) and was named to the Postseason WNIT All-Tournament Team • K-State erased the record for most three-point attempts in a single season (664). The 'Cats also finished third all-time for most three-pointers made (233) and fourth all-time in most assists in a single season (553) • Freshman point guard Shalee Lehning became the school's all-time leader in single-season assists by a freshman (189). Lehning became only the third Wildcat and eighth Big 12 player to record a triple-double with 14 points, 10 rebounds and 10 assists vs. Marquette in the WNIT championship game • Freshman forward Marlies Gipson reset the K-State freshman single-season record in blocked shots (62). Gipson was selected to the Big 12 All-Rookie Team and was the only Wildcat to play and start in all 34 games of the year • K-State put together a 10-1 record in non-conference play, marking the second-best pre-Big 12 starts in the Deb Patterson era • A school-record five of K-State's 34 games of the season went into overtime • K-State ranked among the top 20 NCAA Division I women's basketball attendance leaders averaging 6,281 fans per game during the 2005-06 campaign at Bramlage Coliseum • The Wildcats received votes in both The Associated Press and USA TODAY/ESPN Coaches Top 25 national polls throughout the season 2005-06 season including the preseason.

AP Rankings						
Date	KSU	Opp	Opponent	W/L	Score	
N 20	—	—	Detroit	W	91-55	
N 26	—	—	at Santa Clara	W	100-71	
N 28	—	—	at Wyoming	W	65-55	
N 30	—	—	Delaware State	W	78-30	
D 2	—	—	Texas-Pan American!	W	82-56	
D 3	—	—	St. Joseph's!	L	68-78	
D 6	—	—	Louisiana Tech	W	77-66	
D 11	—	—	UMKC	W	75-42	
D 19	—	—	at Creighton	W	69-59	
D 29	—	—	vs. UNC Wilmington+	W	75-49	
D 30	—	—	at Saint Peter's+	W	72-64	
J 4	—	—	Texas Tech*	W	53-51	
J 7	—	—	at Missouri*	L	42-68	
J 11	—	—	at Texas A&M*	L	39-66	
J 14	—	—	Colorado*	W	85-66	
J 18	—	—	at Oklahoma State*	W	67-57	
J 22	—	—	at Texas*	L (OT)	70-71	
J 25	—	—	Kansas*	W	69-63	

J 29	—	—	at Iowa State*	W	73-64	
F 1	—	—	Missouri*	L (OT)	65-66	
F 4	—	—	Nebraska*	W	71-64	
F 8	—	—	at Colorado*	W	67-62	
F 11	—	—	Iowa State*	L	66-71	
F 18	—	—	at Nebraska*	L (OT)	62-64	
F 21	—	9	Oklahoma*	L	64-78	
F 25	—	10	Baylor*	L	70-79	
M 2	—	—	at Kansas*	W	62-44	
M 7	—	—	vs. Kansas&	W	72-52	
M 8	—	10	vs. Baylor&	L (OT)	74-79	
M 17	—	—	Idaho State \$	W	88-68	
M 22	—	—	Fresno State \$\$	W	64-61	
M 24	—	—	Nebraska \$\$\$	W	77-63	
M 28	—	—	Western Kentucky \$\$\$\$	W (OT)	57-56	
M 31	—	—	Marquette \$\$\$\$	W	77-65	

! Commerce Bank Wildcat Classic (Manhattan, Kan.) | + Saint Peter's Holiday Classic (Jersey City, N.J.) | * Big 12 Conference Game | & Big 12 Tournament (Dallas, Texas) | \$ - Postseason WNIT 1st Round | \$\$ - Postseason WNIT 2nd Round | \$\$\$ - Postseason WNIT Quarterfinal | \$\$\$\$ - Postseason WNIT Semifinal | \$\$\$\$\$ - Postseason WNIT Championship

2006-07

Record: 19-15 (.559)/4-12 (.250) H: 13-5 A: 4-8 N: 2-2 | Head Coach: Deb Patterson

The Wildcats defeated UW-Green Bay, 72-67, in the season opener and head coach Deb Patterson picked up her 200th career victory • A half-court heave at the buzzer by Coggins sent the game into overtime and a 68-62 win over Wyoming. The Wildcats also rejected a school record 13 shots • K-State held Mississippi Valley State to just 18 points and a school record 8.6 field goal percentage • The Wildcats defeated Alcorn State, 81-41, to capture the Commerce Bank Wildcat Classic. Marlies Gipson was named tournament MVP while Shalee Lehning was selected to the All-Tournament team • K-State defeated Louisiana Tech, 64-61, in Ruston, La. handling the Lady Techsters only their 29th loss in Ruston and 23rd loss at the Assembly Center in 31-year history • Patterson became the all-time winningest women's basketball coach in K-State's history when the Wildcats defeated UMKC, 64-56, on Dec. 9 at Municipal Auditorium in Kansas City, Mo. • The Wildcats defeated the host Florida International, 59-52, in the championship game to capture the Sun & Fun Classic title. Kimberly Dietz was named tournament MVP while Coggins was selected to the All-Tournament team • K-State finished the non-conference schedule with a 12-1 record and tied for second best pre-Big 12 start in the Patterson era • The Wildcats upset No. 17 Texas A&M, 48-45, on Jan. 6 at Bramlage Coliseum. Coggins became the 32nd player in Kansas State women's basketball history to top 1,000 career points as she scored 20 points against Texas A&M • K-State was ranked No. 25 in the AP Poll on Jan. 15 for the first time since 2004-05 • Kansas State placed six players on the 2007 Academic All-Big 12 Women's Basketball Team. K-State led the conference with most selections to the squad • Three players earned Big 12 All-Conference honors in a vote by the league's coaches. Coggins was named Second Team All-Conference while Lehning earned Honorable Mention and Ashley Sweat was selected to the All-Rookie Team • Sweat was named to the Waco-Tribune Big 12 All-Rookie Team • Advanced to its second-straight Postseason WNIT: 6th-straight postseason appearance for the Wildcats • The Wildcats played their first triple overtime game in the program history when they fell to Wyoming in the Postseason WNIT semifinals • Lehning posted her second career triple-double with 15 points, 12 rebounds and 11 assists against Wyoming • Sweat was selected to the WNIT All-Tournament Team after averaging 19.0 points and 4.3 rebounds per game while shooting 51.8 percent from the floor.

AP Rankings						
Date	KSU	Opp	Opponent	W/L	Score	
N. 10	—	—	Green Bay	W	72-67	
N. 13	—	—	Creighton	W	94-79	
N. 17	—	—	Wyoming	W	68-62 (OT)	
N. 24	—	—	vs. Wisconsin ^	L	53-56	
N. 25	—	—	vs. Elon ^	W	75-34	
D. 1	—	—	Mississippi Valley State +	W	77-18	
D. 2	—	—	Alcorn State +	W	81-41	
D. 5	—	—	at Louisiana Tech	W	64-61	
D. 9	—	—	at UMKC (at Municipal)	W	64-56	
D. 15	—	—	Santa Clara	W	76-52	
D. 17	—	—	Weber State	W	59-54	
D. 29	—	—	vs. Rice ~	W	83-54	
D. 30	—	—	at Florida International ~	W	59-52	
J. 3	—	8	at Oklahoma *	L	58-78	
J. 6	—	17	Texas A&M *	W	48-45	
J. 13	—	—	Missouri *	W	81-66	
J. 17	25	—	at Nebraska *	L	63-70	
J. 20	25	13	at Baylor *	L	70-79	
J. 24	—	—	Kansas *	W	59-55	
J. 27	—	—	at Iowa State *	L	68-73	
J. 31	—	—	at Colorado *	L	55-66	
F. 3	—	—	Texas *	L	34-61	
F. 7	—	21	Nebraska *	L	55-62	
F. 11	—	—	at Texas Tech *	W	66-59	
F. 14	—	—	Colorado *	L	58-60	
F. 18	—	—	at Kansas *	L	74-82 (2OT)	
F. 21	—	—	at Missouri *	L	61-69	
F. 24	—	—	Iowa State *	L	61-64	



2003-04 Big 12 Regular Season Champions

F. 28	—	—	Oklahoma State *	L	55-64
M. 6	—	—	vs. Iowa State §	L	45-57
M. 17	—	—	Southern Illinois &	W	72-46
M. 22	—	—	Illinois &&	W	66-51
M. 25	—	—	Auburn &&	W	67-54
M. 28	—	—	at Wyoming &&&	L	79-89 (30T)

206

^ - UNLV Lady Rebel Shootout (Las Vegas, Nev.) | + - Commerce Bank Wildcat Classic (Manhattan, Kan.) | — - FIU Sun & Fun Classic (Miami, Fla.) | * - Big 12 Conference game | § - Big 12 Tournament (Oklahoma City, Okla.) | & - Postseason WNIT 1st Round | && - Postseason WNIT 2nd Round | &&& - Postseason WNIT Quarterfinals | &&&& - Postseason WNIT Semifinals

2007-08 • BIG 12 REGULAR SEASON CHAMPIONS**Record:** 22-10 (.688)/13-3 (.813) **H:** 12-2 **A:** 8-4 **N:** 2-4 | **Head Coach:** Deb Patterson

K-State captured the 2007-08 Big 12 regular season title, the first outright Big 12 conference title in program history. • Made the 10th NCAA Tournament appearance in school history, as the No. 5 seed in the New Orleans region. • Head coach Deb Patterson named Big 12 Coach of the Year by the league's coaches. *Kansas City Star*, *Dallas Morning News* and *Waco Tribune*. Also named WBCA Region V Coach of the Year and finalist for National Coach of the Year honors. • Three players named to All-Big 12 first or second team. Kimberly Dietz and Shalee Lehning selected to the All-Big 12 first team by the league's coaches for the first time in their careers. Marlies Gipson was chosen to the All-Big 12 second team for the first time her career. • K-State garnered two Big 12 Players of the Week, as Gipson and Lehning were selected for the honor. Gipson registered her first weekly honor on Jan. 28, while Lehning captured her first citation on March 7. This is the first time since the 2004 season that the Wildcats have had two players earn the honor in the same season. • The Wildcats registered one of the nation's longest winning streaks from Dec. 28 until Feb. 2 by winning 10 straight. K-State recorded its first unbeaten January in school history. • K-State won seven of its eight Big 12 road contests, the highest number of conference road victories in school history. The Wildcats swept through the road slate of the southern portion of the Big 12 Conference; it is the first time in school history K-State has achieved this feat. • K-State registered a season-high ranking of No. 15 in both the AP and ESPN/USA Today Coaches' Polls (Feb. 18 and March 10). • Kansas State led the Big 12 in selections to the Academic All-Big 12 team with eight. This tied a school record and set a school record with seven Academic All-Big 12 first team selections. • K-State was the only team in the Big 12 to place its entire roster on the Fall 2007 Big 12 Commissioner's Honor Roll. • Lehning was named to the CoSIDA/ESPN the Magazine Academic All-Region VII third team. This was her first career regional academic honor. • Dietz climbed the career scoring list during the season, beginning ranked 33rd with 873 points and finishing ranked 10th with 1,321. She also finished her career ranked ninth in school history in career assists with 306, becoming just the fourth player in school history to tally 1,300 points and 300 assists. • Lehning became the first player in school history to record 200 assists in a season, as she finished with 203 and set the record for assists by a junior. • Gipson broke the record for blocked shots in a season with 70 on the year.

		AP Rankings		W/L	Score
Date	KSU	Opp	Opponent		
N. 10	—	—	Washington	W	88-61
N. 12	—	—	Southern Utah	W	87-38
N. 15	—	—	at Wyoming	L	44-56
N. 21	—	—	vs. Tulane ^	L	57-60
N. 22	—	18	vs. Michigan State ^	L	65-68
N. 30	—	—	Lipscomb +	W	92-50
D. 1	—	—	UTEP +	W	66-58
D. 5	—	—	at Green Bay	L	56-68
D. 16	—	—	Texas State	W	90-52
D. 18	—	—	at Creighton	L	62-69
D. 28	—	—	vs. Arkansas-Little Rock ~	W	52-40
D. 29	—	—	at Loyola Marymount ~	W	70-47
J. 2	—	—	Western Illinois	W	68-53
J. 9	—	13	at Texas A&M *	W	67-54
J. 13	—	15	at Texas *	W	77-74 (OT)
J. 16	—	—	Texas Tech *	W	71-45
J. 19	—	25	Colorado *	W	67-60
J. 23	22	—	Iowa State *	W	80-49
J. 27	22	14	at Oklahoma State *	W	68-63
J. 30	18	—	at Nebraska *	W	77-75
F. 2	18	6	Baylor *	L	49-63
F. 9	18	—	Kansas *	W	64-58
F. 13	17	—	at Iowa State *	W	45-42
F. 17	17	—	at Missouri *	W	56-40
F. 20	15	11	Oklahoma *	L	65-68
F. 23	15	—	at Colorado *	L	68-73
F. 27	21	—	Nebraska *	W	69-65
M. 1	21	—	Missouri *	W	81-52
M. 5	19	—	at Kansas *	W	61-50
M. 12	15	—	vs. Iowa State §	L	65-66 (OT)
M. 23	16	—	vs. Chattanooga #	W	69-59
M. 25	16	19	vs. Louisville ##	L	63-80

^ - Caribbean Classic (Cancun, Mexico) | + - Commerce Bank Wildcat Classic (Manhattan, Kan.) | — - LNU/Hilton LAX Holiday Classic (Los Angeles, Calif.) | * - Big 12 Conference game | § - Big 12 Tournament (Kansas City, Mo.) | # - NCAA Tournament New Orleans Regional 2nd Round (Bridgeport, Conn.) | ## - NCAA Tournament New Orleans Regional 2nd Round (Bridgeport, Conn.)

2008-09**Record:** 25-8 (.758)/10-6 (.625) **H:** 13-1 **A:** 10-5 **N:** 2-2 | **Head Coach:** Deb Patterson

Made 11th NCAA Tournament appearance in school history, as the No. 5 seed in the Raleigh region. • Team garnered the best start in school history and the second-longest winning streak in the program's history with a 14-0 mark to open the season. • Registered the highest AP ranking (14th) since March 20, 2004 and the highest ESPN/USA Today Coaches' poll ranking (12th) since March 15, 2004. • Finished season ranked fifth in the nation and first in the Big 12 in scoring defense (53.3); scoring average allowed was lowest in Big 12 history and the lowest in school history since 1974-75. • Set the school record for road wins in a season (10). • Three players named to All-Big 12 team. Shalee Lehning and Ashley Sweat selected to the first team, while Marlies Gipson earned second team honors. • Lehning earned the following national honors: WBCA All-American honorable mention, Lowe's All-Senior All-America first team, CoSIDA/ESPN the Magazine Academic All-America third team, Lowe's Senior CLASS Award finalist, State Farm/WBCA All-America finalist, Wade Trophy candidate, Naismith Trophy candidate, Wooden Award finalist and Lieberman Award finalist. • Lehning and Sweat named to *Dallas Morning News* first and second team, respectively. • Lehning, Gipson and Sweat garnered CoSIDA/ESPN the Magazine Academic All-District VII honors, with Lehning on the first team and Gipson and Sweat received second team honors. • Lehning set the school record for single season assists (229) and career assists (800); totals rank second in Big 12 history. • Lehning became the first player in Big 12 and school history to record multiple triple-doubles in a season with three and owns the record for triple-doubles in a career with five. • Gipson set the school record for blocks in a career (257). • Sweat scored a career-high 545 points (16.5 ppg), which was the third highest point total by a junior in school history. • Three Wildcats surpassed the 1,000-point barrier for their careers during the season, as Marlies Gipson (1,313), Shalee Lehning (1,189) and Ashley Sweat (1,291) each achieved the feat; it is the first time since the 2004-05 season that K-State had three or more players on the roster with 1,000 or more career points. • Sweat became the first junior to reach the 1,000 point mark since the 2003-04 season. • K-State placed a Big 12-leading eight student-athletes on the Academic

2007-08 Big 12 Regular Season Champions

All-Big 12 first team, setting a new school record. • Freshman Jalana Childs garnered Big 12 Freshman of the Week honors for Feb. 16.

		AP Rankings		W/L	Score
Date	KSU	Opp	Opponent		
N. 14	—	—	at UTEP	W	65-44
N. 17	—	—	at Northwestern	W	57-52
N. 23	—	—	UTSA	W	80-51
N. 25	—	—	at Arkansas State	W	69-58
N. 28	—	—	at Jacksonville	W	53-43
D. 5	—	—	Alcorn State +	W	80-22
D. 6	—	—	Arkansas +	W	65-56
D. 9	25	—	Creighton	W	64-55
D. 14	25	—	UT-Arlington	W	73-63
D. 20	23	—	at Indiana State	W	58-43
D. 28	22	—	at Washington State	W	74-58
D. 30	22	—	at Washington	W	73-60
J. 3	22	—	Central Arkansas	W	81-38
J. 10	20	—	Kansas *	W	72-39
J. 14	17	3	at Oklahoma *	L	48-64
J. 17	17	20	Iowa State *	W	59-52
J. 21	18	—	at Texas Tech *	W	60-48
J. 24	18	—	at Kansas *	W	59-50
J. 27	14	—	Nebraska *	W	51-40
J. 31	14	22	at Iowa State *	L	50-60
F. 4	18	—	Missouri *	W	58-54
F. 7	18	8	at Baylor	L	50-59
F. 15	20	—	Oklahoma State *	W	79-71
F. 18	16	—	at Missouri *	L	43-52
F. 21	16	—	Colorado *	W	72-60
F. 25	20	—	at Nebraska	L	47-52
M. 1	20	12	Texas A&M *	L	45-71
M. 4	—	16	Texas *	W	66-51
M. 7	—	—	at Colorado *	W	71-61
M. 12	22	—	vs. Colorado §	W	68-51
M. 13	22	10	vs. Texas A&M §	L	63-65
M. 21	21	—	vs. Drexel ^	W	68-44
M. 23	21	14	vs. Vanderbilt ##	L	61-74

+ - Commerce Bank Wildcat Classic (Manhattan, Kan.) | * - Big 12 Conference game | § - Big 12 Tournament (Oklahoma City, Okla.) | # - NCAA Tournament Raleigh Regional 1st Round (Albuquerque, NM) | ## - NCAA Tournament Raleigh Regional 2nd Round (Albuquerque, NM)

2009-10**Record:** 14-18 (.438)/5-11 (.313) **H:** 7-8 **A:** 4-8 **N:** 3-2 | **Head Coach:** Deb Patterson

Became the 11th program in NCAA Division I history to reach the 775-win plateau and the second in the Big 12. • Won two games against ranked opponents. • Ranked 25th in the nation for average home attendance (4,009). • Team registered the third-highest free throw percentage in school history (.732). • Fourth-most made 3-point field goals in a single-season (232). • Fifth-most 3-point field goals attempted in a single-season (633). • Five players made 20 or more 3-point field goals during the season; which ties the school record with the 2002-03 squad. • One of just seven teams in the nation to have four players with 30 or more made 3-point field goals for the season. • Ashley Sweat selected to the All-Big 12 First Team. • Sweat named Lowe's Senior CLASS Award finalist and garnered Lowe's Senior All-America first team honors. • Sweat named to the CoSIDA/ESPN the Magazine Academic All-America third team and garnered CoSIDA/ESPN the Magazine Academic All-District VII first team honors. • Sweat also earned second team All-Big 12 honors from the *Dallas Morning News*. • Kari Kincaid was named to the CoSIDA/ESPN the Magazine Academic All-District VII first team. • Four Wildcats earned Academic All-Big 12 first team honors (Sweat, Kincaid, Shalin Spani and Jalana Childs). • Brittany Chambers was named to the *Waco Tribune Herald* All-Big 12 freshman team. • Sweat became the third player in school history to record 1,800 points (1,805), 600 rebounds (604) and 70 blocks (70). • Sweat finished her career ranked third in school history for points, 14th in rebounds and eighth in blocks. • Chambers was the only freshman in the Big 12 to record 350+ points, 180+ rebounds and 80+ assists.

		AP Rankings		W/L	Score
Date	KSU	Opp	Opponent		
N. 14	—	—	Indiana State	L	73-77
N. 16	—	—	Arkansas State	L	79-80 (OT)
N. 20	—	—	Washington State	W	70-63
N. 23	—	—	at Creighton	L	54-63
N. 27	—	—	at BYU	W	65-62
D. 2	—	—	at Arkansas	L	58-60
D. 4	—	—	Grambling State +	W	87-62
D. 5	—	—	Missouri State +	W	64-60
D. 13	—	—	Northwestern	L	50-53
D. 19	—	—	vs. Hawaii ^	L	61-71
D. 20	—	—	vs. VCU ^	W	73-67

D. 21	—	—	vs. UTSA ^	W	59-55
D. 29	—	—	at UC Davis	W	73-59
J. 2	—	—	Yale	W	78-59
J. 9	24	—	Kansas *	W	59-35
J. 13	—	—	at Missouri *	W	65-50
J. 16	15	—	at Oklahoma State *	L	56-66
J. 20	—	—	Colorado *	L	57-63
J. 23	7	—	at Nebraska *	L	56-71
J. 31	22	—	Iowa State *	W	73-67
F. 3	15	—	Baylor *	L	47-65
F. 7	—	—	at Kansas *	L	60-70
F. 10	—	—	Missouri *	W	37-33
F. 13	13	—	at Texas A&M *	L	63-69
F. 17	12	—	at Texas *	L	41-62
F. 21	11	—	Oklahoma *	L	58-64
F. 24	—	—	Texas Tech	L	67-75 (OT)
F. 27	15	—	at Iowa State *	L	39-48
M. 3	—	—	at Colorado *	W	72-70
M. 6	3	—	Nebraska *	L	72-82
M. 11	—	—	vs. Texas Tech §	W	59-51
M. 12	—	3	vs. Nebraska §	L	46-63

+ - Commerce Bank Wildcat Classic (Manhattan, Kan.) | ^ - Duel in the Desert (Las Vegas, Nev.) | * - Big 12 Conference game | § - Big 12 Tournament (Kansas City, Mo.)

2010-11**Record:** 21-11 (.656)/10-6 (.625) **H:** 13-2 **A:** 6-6 **N:** 2-3 | **Head Coach:** Deb Patterson

Made the 12th NCAA Tournament appearance in school history and the eighth in the Patterson era, as the No. 8 seed in the Philadelphia Region. • Became the 13th program in NCAA Division I women's basketball history to reach the 800-win plateau and the second in the Big 12 with a 69-64 win at Nebraska on Feb. 19, 2011. • Tallied 10 wins in league play and tied for third in the league standings. • Registered the 22nd 20-win season in the program's history. • Patterson secured her 300th career victory at Kansas State with a 56-53 decision over Iowa State in the Big 12 Championship quarterfinals. • Notched three wins over ranked opponents, including two over AP top-15 ranked foes. • Carded the program's fourth win over a top-5 foe with a 71-67 decision against No. 5 Texas A&M on March 2. • It was the highest ranked opponent K-State has defeated in Bramlage Coliseum. • Opened the season 6-0 for the fifth time in school history and the second time under Patterson's guidance. • Team recorded the second-lowest opponent points per game average in school history (56.3 ppg). • Sophomore guard Brittany Chambers was a unanimous All-Big 12 First Team selection by the league's coaches and garnered a pair of Big 12 Player of the Week citations. • Junior forward Jalana Childs was selected to the All-Big 12 Second Team. • Chambers also garnered Academic All-Big 12 First Team honors and Capital One/CoSIDA Academic All-District VII Third Team honors. • Chambers was one of two players in the Big 12 and the only sophomore guard in the nation to notch 500+ points, 180+ rebounds and 80+ assists. • Chambers set the school record for 3-point field goals made in a season by a sophomore, finished fifth for 3-point field goals made in a season in school history and tied for seventh in Big 12 history for the most 3-point field goals made in a season (88). • Chambers and Childs tallied a combined 54 points in a game, and became the 19th duo in school history to score 50 or more combined points in a game. • Sophomore guard Mariah White earned her first Big 12 Player of the Week honor. • In total, six student-athletes earned Academic All-Big 12 honors with four on the first team (Chambers, JuliAnne Chisholm, Kelsey Hill and Shalin Spani) and two on the second team (Taelor Karr and Alina Voronenko). • Junior guard/forward JuliAnne Chisholm earned Capital One/CoSIDA Academic All-District VII Second Team honors.

		AP Rankings		W/L	Score
Date	KSU	Opp	Opponent		
N. 12	—	—	Grambling State +	W	67-44
N. 13	—	14	St. John's +	W	64-53
N. 17	—	—	Indiana	W	64-48
N. 21	—	—	Western Illinois	W	63-53
N. 27	—	—	at College of Charleston	W	56-46
N. 30	—	—	South Dakota State	W	56-51
D. 5	18	—	at Iowa	L	62-68
D. 8	—	—	North Dakota	W	76-49
D. 12	—	—	UC Davis	W	61-41
D. 20	—	—	at UTSA ^	L	55-72
D. 21	—	—	Middle Tennessee State ^	L	49-63
D. 29	—	—	at Dartmouth ~	W	69-48
D. 30	—	—	vs. Vermont ~	W	68-39
J. 9	—	—	Oklahoma State *	W	63-45
J. 12	15	—	at Oklahoma *	L	45-52
J. 15	—	—	at Texas Tech *	L	66-68 (2OT)
J. 19	—	—	Missouri *	W	66-63
J. 22	—	—	Nebraska *	W	64-37
J. 26	—	—	at Colorado *	W	72-59
J. 29	—	—	Kansas *	W	65-60
F. 5	—	—	at Missouri *	W	60-55 (OT)
F. 9	—	—	Texas *	L	59-69

F. 13	—	22	at Iowa State *	L	53-61
F. 16	—	—	Colorado *	W	78-51
F. 19	—	—	at Nebraska *	W	69-64
F. 23	—	3	at Baylor *	L	48-75
F. 26	—	25	Iowa State *	L	51-58
M. 2	—	5	Texas A&M *	W	71-67
M. 5	—	—	at Kansas *	W	56-51
M. 9	—	—	vs. Iowa State \$	W	56-53
M. 11	—	3	vs. Baylor \$	L	53-86
M. 20	—	—	vs. Purdue #	L	45-53

+ - Commerce Bank Wildcat Classic (Manhattan, Kan.) | ^ - UTSA Christmas Classic (San Antonio, Texas) | ~ - Blue Sky Classic (Hanover, N.H.) | * - Big 12 Conference game
\$ - Big 12 Tournament (Kansas City, Mo.) | # - NCAA Tournament Philadelphia Region 1st Round (Storrs, Conn.)

2011-12

Record: 20-14 (.588)/9-9 (.500) H: 10-4 A: 6-6 N: 4-4 | **Head Coach:** Deb Patterson

Made the 13th NCAA Tournament appearance in school history and the ninth in the Patterson era, as the No. 8 seed in the Kingston Region • Carded nine wins in league play and a tie for fourth in the league standings • Registered the 23rd 20-win season in the program's history. • Notched three wins over ranked opponents, including two over AP top-10 ranked foes. • Team held 11 opponents to 49 points or fewer. • For the first time since at least the 1986-87 season, Kansas State used the same starting lineup for all 34 games (Branshea Brown, Brittany Chambers, Jalana Childs, Tasha Dickey and Mariah White). K-State was the only team in the Big 12 to have the same lineup for every game and were one of 3 teams in the 2012 NCAA Tournament to use the same starting lineup for every game. • Junior guard Brittany Chambers and senior forward Jalana Childs earned All-Big 12 First Team honors from the league's coaches. • Chambers also garnered Academic All-Big 12 First Team honors, while Childs was an Academic All-Big 12 Second Team selection. • Chambers and Childs became the 37th and 38th players, respectively, in school history to surpass the 1,000-point mark in their careers. • Chambers and Childs became the 22nd and 23rd players, respectively, in the program's history to register 1,000 points and 500 rebounds in their careers. • For the first time since the 2003-04 season, K-State had three players on its roster with 500 or more career rebounds (Brown, Chambers and Childs). • Chambers was one of two players in the Big 12 and 1 of 15 guards in the nation to notch 400+ points, 200+ rebounds and 70+ assists. • Childs set the school record for points in a Big 12 Championship game with 31 against Iowa State on March 8, 2012. • In total, four student-athletes earned Academic All-Big 12 honors with three on the first team (Chambers, JuliAnne Chisholm, and Emma Ostermann) and one on the second team (Childs).

AP Rankings					
Date	KSU	Opp	Opponent	W/L	Score
N. 12	—	—	Dartmouth	W	54-20
N. 16	—	—	BYU	W	59-46
N. 18	—	—	Missouri State	W	65-63
N. 24	—	—	vs. Hofstra <	L	54-64
N. 25	—	15	vs. Purdue <	L	42-46 (OT)
D. 3	—	—	Iowa	W	81-78 (OT)
D. 7	—	—	Wichita State	W	60-34
D. 10	—	—	at South Dakota State	W	63-46
D. 18	—	—	vs. North Dakota State ~	W	70-47
D. 19	—	—	vs. Northwestern ~	W	64-45
D. 20	—	—	at UNLV ~	L	38-44
D. 29	—	—	at Marist	W	57-56
J. 4	—	9	Texas A&M *	W	71-69 (OT)
J. 7	—	—	at Kansas *	W	63-57
J. 11	—	—	Missouri *	W	72-46
J. 14	—	10	at Texas Tech *	W	62-61
J. 17	23	—	Oklahoma *	L	57-65
J. 21	23	1	at Baylor *	L	41-76
J. 25	—	—	Iowa State *	L	57-66
J. 28	—	—	at Oklahoma State *	W	67-56
F. 1	—	—	at Texas *	W	64-55
F. 4	—	1	Baylor *	L	41-70
F. 8	—	15	at Texas A&M *	L	36-67
F. 12	—	—	Kansas *	W	47-43
F. 15	—	—	at Oklahoma *	L	62-68
F. 18	—	—	Texas *	W	65-45
F. 22	—	—	Oklahoma State *	W	53-50
F. 25	—	—	at Missouri *	L	56-61 (OT)
F. 29	—	—	at Iowa State *	L	33-57
M. 3	—	—	Texas Tech *	L	63-64
M. 8	—	—	vs. Iowa State \$	W	67-63
M. 9	—	1	vs. Baylor \$	L	65-86
M. 17	—	24	vs. Princeton \$	W	67-64
M. 19	—	3	vs. Connecticut #	L	26-72

< - Cancun Challenge (Cancun, Mexico) | ~ - BTI Invitational (Las Vegas, Nev.) | * - Big 12 Conference game | \$ - Big 12 Tournament (Kansas City, Mo.) | # - NCAA Tournament Kingston Region 1st Round (Bridgeport, Conn.) | ## - NCAA Tournament Kingston Region 2nd Round (Bridgeport, Conn.)

2012-13

Record: 19-18 (.514)/5-13 (.278) H: 12-7 A: 6-8 N: 1-3 | **Head Coach:** Deb Patterson

K-State made fourth appearance in the WNIT and 11th postseason appearance in last 12 seasons • K-State finished eighth in the Big 12 with a 5-13 record and played the final 19 games of the season with just seven players after suffering five season-ending injuries by Jan. 22 • Set school record for games played in a season with 37, including 19 home games which is second-highest number of women's home games in the 25-year history of Bramlage Coliseum, and played the first game in the program's history in the month of April • Brittany Chambers was named a 2013 Associated Press All-American honorable mention recipient, a 2013 WBCA All-America honorable mention, a Senior CLASS Award Senior All-America Second Team honoree, earned her third straight All-Big 12 First Team honor and was the inaugural recipient of the Big 12 Scholar-Athlete of the Year • Set the school and Big 12 records for 3-point field goals made (325) and attempted in a season (1,077) • Set the school record for 3-point field goals made in a game (16, vs. Oklahoma State, 1/23/13).

AP Rankings					
Date	KSU	Opp	Opponent	W/L	Score
N. 9	—	—	Idaho State	W	62-54
N. 11	—	—	Arkansas-Pine Bluff	W	89-55
N. 20	—	—	at Tennessee State	W	62-47
N. 24	—	—	at Charlotte	W	67-63
N. 30	—	—	Mississippi Valley State	W	64-57
D. 4	—	—	at Wichita State	W	48-43
D. 9	—	—	South Dakota	W	68-54
D. 16	—	—	UTEP	L	50-52
D. 19	—	22	vs. Texas A&M <	L	60-83
D. 20	—	5	vs. Notre Dame <	L	57-87
D. 21	—	—	at UNLV <	W	80-54
D. 29	—	—	at UC Santa Barbara	W	60-45
J. 2	—	21	at Kansas *	L	63-72
J. 5	—	—	TCU *	W	59-58
J. 9	—	—	at Texas Tech *	L	50-59

J. 12	—	—	West Virginia *	L	52-66
J. 16	—	1	Baylor *	L	69-90
J. 19	—	—	at TCU *	W	57-54
J. 23	—	12	Oklahoma State *	W	76-70 (OT)
J. 26	—	—	at Texas *	L	40-59
F. 2	—	—	Kansas *	L	80-89 (2OT)
F. 6	—	23	Oklahoma *	L	68-74
F. 9	—	25	at Iowa State *	L	71-87
F. 13	—	—	Texas *	W	68-47
F. 16	—	25	at Oklahoma State *	L	45-80
F. 20	—	—	at Oklahoma *	L	57-72
F. 23	—	—	Iowa State *	L	50-69
F. 26	—	—	at West Virginia *	L	57-66
M. 2	—	—	Texas Tech *	W	68-62
M. 4	—	1	at Baylor *	L	68-90
M. 8	—	—	vs. Texas \$	W	51-49
M. 9	—	1	vs. Baylor \$	L	47-80
M. 21	—	—	Texas Southern &	W	72-44
M. 25	—	—	Illinois State &&	W	57-48
M. 28	—	—	Ball State &&&	W	60-48
M. 30	—	—	Illinois &&&&	W	66-48
A. 3	—	—	Utah &&&&	L	46-54 (OT)

< - World Vision Classic (Las Vegas, Nev.) | * - Big 12 Conference game | \$ - Big 12 Tournament (Dallas, Texas) | & - Postseason WNIT 1st Round | && - Postseason WNIT 2nd Round | &&& - Postseason WNIT 3rd Round | &&&& - Postseason WNIT Quarterfinals | &&&&& - Postseason WNIT Semifinals

2013-14

Record: 11-19 (.367)/5-13 (.278) H: 7-7 A: 2-9 N: 2-3 | **Head Coach:** Deb Patterson

Became the 16th school in NCAA Division I history to reach the 850-win mark on Jan. 18, 2014 with an 80-74 win over Iowa State • Defeated an Associated Press ranked opponent for the eighth straight season • Ended a 13-game, 10-year losing streak to Oklahoma with an 86-78 win on Jan. 29, 2014 • Finished 23rd in the nation in attendance • Freshman guard Leticia Romero named 2014 All-Big 12 Second Team and a unanimous selection to the All-Big 12 Freshman Team • K-State led Big 12 with six selections to the Academic All-Big 12 teams • Deb Patterson relieved of her duties as head coach following 11-19 season • Jeff Mittie hired as ninth head women's basketball coach in K-State history.

AP Rankings					
Date	KSU	Opp	Opponent	W/L	Score
N. 8	—	—	Tennessee State	W	85-53
N. 10	—	—	Charlotte	W	73-65
N. 16	—	—	at UTEP	L	39-84
N. 20	—	—	Wichita State	L	46-69
N. 28	—	—	vs. SMU <	L	57-68
N. 29	—	—	vs. Virginia <	W	49-46
D. 7	—	—	Grambling State	W	83-50
D. 15	—	—	UC Santa Barbara	W	73-64
D. 21	—	—	at Hampton	L	75-86 (2OT)
D. 28	—	—	vs. North Carolina State ~	L	60-77
D. 30	—	—	vs. UC Riverside ~	W	74-42
J. 2	—	9	Baylor *	L	63-92
J. 5	—	—	at Texas *	L	53-67
J. 8	—	15	Oklahoma State *	L	51-58
J. 11	—	—	at Oklahoma *	L	50-61
J. 14	—	—	at Texas Tech *	W	72-65
J. 18	—	13	Iowa State *	W	80-74
J. 22	—	12	at Baylor *	L	48-71
J. 25	—	—	Kansas *	L	64-71
J. 29	—	—	Oklahoma *	W	86-78
F. 1	—	23	at Iowa State *	L	65-84
F. 8	—	17	at West Virginia *	L	44-84
F. 12	—	—	Texas *	L	63-69
F. 15	—	—	Texas Tech *	W	60-54
F. 19	—	—	at TCU *	L	44-64
F. 22	—	13	West Virginia *	L	40-61
F. 26	—	—	at Kansas *	W	76-68
M. 1	—	15	at Oklahoma State *	L	62-67
M. 3	—	—	TCU *	L	46-51
M. 7	—	—	vs. Kansas \$	L	84-87 (OT)

< - Junkanoo Jam (Freeport, Grand Bahama Island) | ~ - Surf & Slam Classic (San Diego, Calif.) | * - Big 12 Conference game | \$ - Big 12 Tournament (Oklahoma City, Okla.)

JEFF MITTIE • 2014-present • 100-66 (.602)



One of the winningest active coaches in NCAA Division I, Jeff Mittie has led K-State to five straight postseason appearances in his first five seasons with the Wildcats, three NCAA Tournament bids and two WNIT appearances. Mittie led the Wildcats to 23 wins in the 2016-17 season, the most for the program since the 2008-09 season. During his time in Manhattan, K-State has had eight players earn 16 All-Big 12 honors. Mittie's career coaching record stands at 554-301 (.648).

2014-15

Record: 19-14 (.576)/7-11 (.389) H: 15-5 A: 2-8 N: 2-1 | **Head Coach:** Jeff Mittie

Made the fifth appearance in the WNIT and the 12th postseason appearance in the last 14 seasons, as the Wildcats reached the second round of the WNIT • Improved its win total by eight wins from the previous season; third largest win improvement in program history • Jeff Mittie tallied the second most wins by a first-year head coach in program history • Mittie became the second K-State women's basketball coach to win 10 of his/her first 11 games and first since Judy Akers in 1968-69 • Team registered the second-highest steal total in program history (347) and led the Big 12 in the category • K-State was second in the Big 12 in scoring defense (58.2 oppg) and third in blocks per game (4.7 bpg) • Ranked 24th in the nation in average attendance and 17th in total attendance • Won 15 games at Bramlage, tying for second in program history for home wins in a season • Defeated an Associated Press ranked opponent for the ninth straight season • Breanna Lewis was named an All-Big 12 Second Team selection and earned the first All-Big 12 Defensive Team honor in program history Lewis set the school record for blocks in a season with 97 • Ashia Woods was selected to the All-Big 12 Honorable Mention squad • Four players named to Academic All-Big 12 teams • Kindred Wesemann made eight 3-point field goals against Texas on Feb. 4, setting a career-high and a school record for a conference game. • Final season playing two 20-minute halves.

AP Rankings					
Date	KSU	Opp	Opponent	W/L	Score
N. 14	—	—	SIUE	W	81-55
N. 18	—	—	UMKC	W	65-36
N. 21	—	—	Hampton	W	66-46
N. 25	—	—	vs. UTEP <	W	72-43
N. 26	—	—	vs. Santa Clara <	ppd	-
N. 27	—	—	vs. LSU <	ppd	-
D. 4	—	—	UT-Arlington	W	45-41
D. 8	—	—	William Jewell	W	66-53
D. 12	—	—	at Wichita State	L	48-51
D. 14	—	—	Oral Roberts	W	53-47
D. 20	—	—	Grambling State	W	61-38
D. 22	—	—	Ablene Christian	W	68-53
D. 30	—	—	Samford	W	60-41
J. 3	—	—	at Iowa State *	L	55-60
J. 6	—	5	Baylor *	L	44-74
J. 11	—	—	Kansas *	W	58-52
J. 14	—	21	at Oklahoma State *	L	47-69
J. 17	—	—	Iowa State *	L	59-79
J. 21	—	—	at West Virginia *	L	51-63
J. 24	—	3	at Baylor *	L	46-68
J. 28	—	—	Oklahoma State *	W	52-51 (OT)
J. 31	—	—	at Texas Tech *	W	41-38
F. 4	—	20	Texas *	W	66-57
F. 7	—	—	at Oklahoma *	L	58-66
F. 11	—	—	TCU *	W	93-79
F. 15	—	—	Texas Tech *	L	68-74 (OT)
F. 18	—	—	at Texas *	L	58-76
F. 21	—	—	Oklahoma *	L	64-73
F. 25	—	—	at Kansas	W	55-48
F. 28	—	—	at TCU	L	47-67
M. 3	—	—	West Virginia *	W	59-55
M. 6	—	—	vs. Kansas \$	W	57-49
M. 7	—	6	vs. Baylor \$	L	70-82
M. 19	—	—	Akron &	W	86-68
M. 22	—	—	Missouri &&	L	48-67

< - Hardwood for Hope (Puerto Vallarta, Mexico) | * - Big 12 Conference game | \$ - Big 12 Tournament (Dallas, Texas) | & - Postseason WNIT 1st Round | && - Postseason WNIT 2nd Round

2015-16

Record: 19-13 (.594)/8-10 (.444) H: 13-4 A: 5-8 N: 1-1 | **Head Coach:** Jeff Mittie

Made the 14th appearance in the NCAA Tournament, as the Wildcats reached the second round of the NCAAAs • Jeff Mittie became the first K-State women's basketball coach to win 10 of his/her first 11 games in his first two seasons • Team registered the fourth-highest block total in program history (157) • K-State led the Big 12 for a second straight season in steals with 9.0 per game • K-State held its opponents to a .368 field goal percentage, the fourth-lowest mark since 1981-82 • Offensively, K-State averaged 64.4 points per game, its highest mark since the 2007-08 season • The Wildcats score 75 or more points in a game 10 times, the most since the 2005-06 season • K-State registered its first 100-point game since the 2005-06 season • Ranked 21st in the nation in average attendance and 17th in total attendance • Defeated an Associated Press ranked opponent for the 10th straight season • Breanna Lewis was named an All-Big 12 First Team selection and earned her second straight All-Big 12 Defensive Team honor • Kindred Wesemann was selected to the All-Big 12 Second Team • Wesemann named 2016 Big 12 WBB Scholar-Athlete of the Year • Seven players named to Academic All-Big 12 teams • Lewis became the 39th player in school history to score 1,000 or more points in her career • Lewis also became the 24th player in program history with 1,000 or more career points and 500 or more career rebounds • Lewis surpassed the 200 career block mark in 2015-16, becoming the third player in school history to achieve this feat • Lewis became the first player in school history to register a season with 500 or more points, 225 or more rebounds, 80 or more blocks and 45 or more steals • First season playing four 10-minute quarters.

AP Rankings					
Date	KSU	Opp	Opponent	W/L	Score
N. 13	—	—	at Tulsa	W	75-67
N. 16	—	—	Ablene Christian	W	76-45
N. 19	—	—	South Dakota	W	84-81 (ot)
N. 23	—	1	Connecticut (Hartford, CT)	L	57-97
N. 25	—	—	Southern	W	59-47
D. 3	—	—	UT-Arlington	W	61-41
D. 5	—	—	at Chicago State	W	63-54
D. 7	—	—	UT Rio Grande Valley	W	61-43
D. 13	—	—	Florida Atlantic	W	102-53
D. 19	—	—	San Houston State	W	78-50
D. 21	—	—	Western Illinois	W	84-45
D. 30	—	—	Iowa State *	L	79-84
J. 2	—	—	at TCU *	L	73-87
J. 6	—	—	West Virginia *	L	53-72



YEAR-BY-YEAR RESULTS

208

All-Region 3 Team • Lewis drafted by the Dallas Wings in 2017 WNBA Draft (23rd pick) • Lewis and Kindred Wesemann named to the All-Big 12 First Team • Lewis earned her third straight All-Big 12 Defensive Team honor • Wesemann became the 40th player in school history to score 1,000 or more points in her career • Wesemann wins Marines Women's 3-Point Contest and Shoe Carnival Battle of Champions 3-Point Contest in Phoenix, Arizona • Eight players named to Academic All-Big 12 teams • Shaelyn Martin named 2017 CoSIDA Academic All-District VII • Team registered the third-highest rebound total since 1996-97 (1266) • K-State made the sixth most free throws in school history with 462; K-State made more free throws than their opponent attempted for just the second time in program history • Offensively, K-State averaged 67.5 points per game, its highest mark since the 2007-08 season • The Wildcats scored 2,294 points, the most since the 2005-06 season • Ranked 15th in the nation in average attendance and 11th in total attendance • K-State played a school record 12 teams ranked in the AP poll • Defeated four teams ranked in the AP poll, the most since the 2007-08 season

AP Rankings				
Date	KSU	Opp	Opponent	W/L
N. 11	—	—	Chicago State	W
N. 14	—	—	Tulsa	W
N. 20	—	—	Lamar	W
N. 24	—	—	vs. North Carolina State!	W
N. 25	—	—	vs. LSU!	W
N. 26	—	—	vs. UTEP!	W
D. 1	—	23	Auburn&	W
D. 4	—	—	at Omaha	W
D. 7	—	—	UT Arlington	W
D. 11	—	1	Connecticut	L
D. 18	—	—	Princeton	W
D. 22	24	—	at Northern Iowa	L
D. 29	—	3	at Baylor*	L
J. 1	—	12	West Virginia*	W
J. 4	25	20	at Oklahoma*	80-85 (ot)
J. 7	25	—	Texas Tech*	W
J. 11	25	—	Kansas*	W
J. 14	25	—	at Oklahoma State*	W
J. 18	22	—	TCU*	W
J. 21	22	—	at Iowa State*	L
J. 25	25	2	Baylor*	L
J. 28	25	—	Oklahoma State*	W
F. 1	—	—	at Texas Tech*	W
F. 4	—	12	at Texas*	L
F. 11	25	—	Iowa State*	W
F. 15	24	—	at West Virginia*	L
F. 18	24	—	at TCU*	W
F. 21	—	16	Oklahoma*	W
F. 25	—	—	at Kansas*	W
F. 27	24	12	Texas*	L
M. 4	24	—	vs. Iowa State\$	W
M. 5	24	2	vs. Baylor\$	L
M. 18	24	20	Drake#	W
M. 20	24	6	Stanford#&&	L

! Paradise Jam (St. Thomas, Virgin Islands) | & SEC/Big 12 Challenge | * - Big 12 Conference game | \$ - Big 12 Championship (Oklahoma City, Oklahoma) | # - NCAA Tournament Lexington Regional 1st Round (Manhattan, Kan.) | ## - NCAA Tournament Lexington Regional 2nd Round (Manhattan, Kan.)

2017-18

Record: 18-16 (.529)/7-11 (.389) H: 11-8 A: 5-6 N: 2-2 | Head Coach: Jeff Mittie

50th season in program history • Made the sixth appearance in the WNIT and the 15th postseason appearance in the last 17 seasons, as the Wildcats reached the third round of the WNIT • Kayla Goth named to the All-Big 12 Second Team • Peyton Williams named All-Big 12 Honorable Mention • Rachel Ranke named to the Big 12 All-Freshman Team • Goth became first player in program history with 500 or more points and 200 or more assists in a season • Goth (596) and Williams (501) were the eighth tandem in program history to combined for over 1,000 points in a season • Goth and Shaelyn Martin set the school record for assists by a duo in school history (345) • Five players named to Academic All-Big 12 teams • Martin named 2018 CoSIDA Academic All-America Second Team • Defeated two teams ranked in the AP poll • Offensively, K-State averaged 68.0 points per game, its highest mark since the 2005-06 season • The Wildcats scored 2,313 points, the most since the 2005-06 season • Registered 160 blocked shots, the third-most in program history • Pocketed 294 steals, which is the fourth straight season with 275 or more steals.

AP Rankings				
Date	KSU	Opp	Opponent	W/L
N. 10	—	—	Stephen F. Austin	W
N. 13	—	—	Omaha	W
N. 17	—	—	Florida A&M	W
N. 19	—	—	at North Texas	W
N. 24	—	5	vs. UCLA !	L
N. 25	—	—	vs. Penn State !	W
N. 30	—	19	at Missouri +	L
D. 6	—	—	UT-Arlington	W
D. 16	—	—	Little Rock	W
D. 18	—	—	Chicago State	W
D. 21	—	—	Northern Iowa	L
D. 28	—	6	Baylor *	L
D. 31	—	24	at Oklahoma State *	L
J. 3	—	12	at West Virginia *	W
J. 7	—	8	Texas *	L
J. 10	—	—	at Iowa State *	W
J. 13	—	20	Oklahoma State *	W
J. 17	—	—	Oklahoma *	L
J. 20	—	4	at Baylor *	L
J. 24	—	24	TCU *	L
J. 28	—	—	at Kansas *	63-59 (ot)
J. 31	—	—	at Oklahoma *	L
F. 3	—	—	Iowa State *	L
F. 7	—	—	Texas Tech *	W
F. 10	—	6	at Texas *	L
F. 17	—	—	at TCU *	L
F. 20	—	—	West Virginia *	L
F. 24	—	—	Kansas *	W
F. 26	—	—	at Texas Tech *	W
M. 2	—	—	vs. Kansas \$	W
M. 3	—	3	vs. Baylor \$	L
M. 15	—	—	Saint Louis &	W
M. 18	—	—	Utah &&	W
M. 23	—	—	UC Davis &&&	L

! - South Point Thanksgiving Shootout (Las Vegas, Nevada) | + - SEC/Big 12 Challenge | * - Big 12 Conference game | \$ - Big 12 Championship (Oklahoma City, Oklahoma) | & - Postseason WNIT First Round | && - Postseason WNIT Second Round | &&& - Postseason WNIT Third Round

2018-19


Record: 21-12 (.636)/11-7 (.611) H: 12-4 A: 7-3 N: 2-5 | Head Coach: Jeff Mittie

Made the 16th NCAA Tournament appearance in program history • Kansas State became the 18th program in NCAA Division I history with 950 or more wins with a 90-78 win over West Virginia on Feb. 27, 2019 • Head coach Jeff Mittie secured his 100th win of his tenure at K-State, a 72-59 win over West Virginia on March 9, 2019 • For the first time since the Big 12 switched to a full round-robin schedule in the 2012-13 season, K-State swept the season series against both Texas and Oklahoma • Kayla Goth and Peyton Williams named to the All-Big 12 First Team • Peyton Williams named Big 12 All-Defensive Team • Christianna Carr named to the Big 12 All-Freshman Team • K-State ended the season with a five-game road winning streak • Goth (226) tied for second in school history for assists in a season • Williams registered 14 double-doubles to lead the Big 12 • Williams was the first K-State player since Kendra Wecker (2002-03) to average a double-double in league play • Three players named to Academic All-Big 12 First Team • Williams named 2019 Google Cloud Academic All-District VII First Team

AP Rankings				
Date	KSU	Opp	Opponent	W/L
N. 12	—	—	Omaha	W
N. 16	—	—	North Texas	W
N. 18	—	—	UMKC	W
N. 22	—	14	vs. Syracuse <	L
N. 23	—	16	vs. DePaul <	L
N. 24	—	—	vs. Princeton <	W
D. 2	—	—	Vanderbilt +	W
D. 5	—	—	Lamar	W
D. 8	—	—	at Little Rock	W
D. 16	—	—	vs. Arizona State (La Crosse, Wis.)	L
D. 20	—	—	Central Arkansas	W
D. 29	—	—	Northern Iowa	W
J. 2	—	25	at Iowa State *	L
J. 5	—	—	Oklahoma *	W
J. 9	—	4	at Baylor *	L
J. 13	—	—	Kansas *	L
J. 16	—	11	Texas *	W
J. 19	—	—	at Texas Tech *	W
J. 23	—	—	Oklahoma State *	W
J. 26	—	—	at West Virginia *	L
J. 30	—	—	TCU *	L
F. 2	—	23	Iowa State *	L
F. 6	—	—	at Kansas *	72-62 (ot)
F. 10	—	—	at Oklahoma *	W
F. 13	—	1	Baylor *	L
F. 17	—	15	at Texas *	W
F. 23	—	—	at TCU *	W
F. 27	—	—	West Virginia *	W
M. 2	—	—	Texas Tech *	W
M. 4	—	—	at Oklahoma State *	W
M. 9	—	—	vs. West Virginia \$	W
M. 10	—	1	vs. Baylor \$	L
M. 22	—	—	vs. Michigan #	L

< - Cancun Challenge (Cancun, Mexico) | + - SEC/Big 12 Challenge | * - Big 12 Conference game | \$ - Big 12 Championship (Oklahoma City, Oklahoma) | # - NCAA Tournament Albany Region First Round

ONE OF ONE



GIANNIS ANTETOKOUNMPO

nike.com/basketball



GENE TAYLOR

DIRECTOR OF ATHLETICS | THIRD YEAR | ARIZONA STATE '80; ST. THOMAS (FLA.) '85



PERSONAL

Year at K-State: Third
Date Hired: April 17, 2017
Spouse: Cathy
Children: Casey and Jared

EDUCATION

Arizona State (1980), B.A. Business Management
St. Thomas University (Fla.) (1985), M.S. Sports Administration

TAYLOR'S TROPHY CASE

- 2012 NACDA FCS Central Region AD of the Year
- 2012 Blue Key Honor Society Doctor of Service Award (NDSU)
- 2008 NACDA FCS Central Region AD of the Year

Gene Taylor was named the Director of Athletics at K-State in April 2017, and in two short years under his leadership, the Wildcats have recorded championship performances on the field and in the classroom, in addition to continued fundraising success and immediately improving the facility infrastructure to enhance the experience of all Wildcat student-athletes.

Highlighting Taylor's first 24 months on the job competitively were back-to-back Big 12 Outdoor Women's Track and Field championships, a bowl win over UCLA and a Big 12 Championship and Elite 8 appearance from the men's basketball

team, while Taylor and staff fundraised and announced plans for a department-wide facility master plan that will benefit all Wildcat teams.

On the coaching front, Taylor hired Chris Klieman to replace hall of fame coach Bill Snyder after winning four national titles in five seasons at North Dakota State, Jordan Smith to take over the tennis program and Pete Hughes in baseball, who took the Wildcats back to the Big 12 Championship in his first year on the job.

Graduating student-athletes remains the top priority for the department and academic success has continued under Taylor's guidance as K-State continues to rank among the top schools in the Big 12 in APR and graduation success rate.

Taylor's first year in the Little Apple was met with championship performances in addition to finalizing a senior leadership team, meeting K-Staters from all over the country, continued fundraising success and immediately continuing to improve facilities for all programs and student-athletes. In 2017-18, K-State won a Big 12 Outdoor Women's Track and Field championship, recorded a bowl win over UCLA and had an Elite 8 appearance from the men's basketball team, while Taylor and staff fundraised and announced plans for a new \$15 million Baseball and Soccer Facility that is currently under construction.

In addition to achieving a budget surplus for the ninth and 10th straight years, the department also has seen overall cash

gifts to the department in FY 2018 total \$30.9 million, of which a record \$18.9 million was designated for the Ahearn Fund annual giving program surpassing its budgeted goal.

As Athletics Director at North Dakota State, Taylor immediately spearheaded a comprehensive evaluation of the Bison athletic department in 2001, all while successfully guiding the athletics program through the unpredictable waters of re-classification to NCAA Division I from Division II and securing conference affiliations for all 16 sports. The Bison are currently members of The Summit League, Missouri Valley Football Conference and the Big 12 Conference (wrestling).

Taylor also played an instrumental part of forming the Great West Football Conference in February 2004, an affiliation that gave the Bison football program an immediate home in Division I.

The success of the football program is well documented, highlighted by three-straight FCS National Championships in 2011, 2012 and 2013 under head coach Craig Bohl as the Bison quickly became one of the most revered football programs in all levels of college sports.

In addition to football, the NDSU men's basketball, women's volleyball, softball and women's golf programs all regularly qualified for NCAA tournaments, highlighted by softball advancing to the 2009 Super Regional, while the Bison totaled 53 Summit League team championships since 2009 under Taylor's guidance in addition to 62 Academic All-Americans,



The Taylor family

three NCAA Woman of the Year national qualifiers, four NCAA Elite 89 selections and 20 NCAA Postgraduate Scholarship winners.

The NDSU athletics budget tripled from \$5 million in Taylor's first year to \$15 million, while the scholarship endowment grew to \$11.2 million, and Team Makers booster club support tripled from \$750,000 to \$2.8 million.

In 2014, Taylor accepted the role of deputy athletics director at Iowa where he has been responsible for the administrative oversight of the department's day-to-day operations while also serving as the leading advisor to the Director of Athletics and the primary decision maker in his absence.

He also supervised and managed all the department's administrative units, capital projects as well as serving as the direct sport supervisor for field hockey, men's and women's tennis, men's and women's swimming and diving, women's soccer, baseball and wrestling. Taylor also had oversight of the football and men's and women's basketball programs daily operations, which included postseason and bowl travel coordi-

nation.

Twice Taylor has been recognized for his success by the National Association of Collegiate Directors of Athletics. He was selected as the FCS Central Region AD of the Year in June 2008 and June 2012. Taylor received the Blue Key Honor Society Doctor of Service Award, one of the most prestigious honors an NDSU faculty member can be bestowed, in April 2012.

A student assistant to the associate athletics director in his undergraduate days at Arizona State University, Taylor arrived at NDSU after a 15-year stint at Navy (1986-2001) as an administrative assistant, assistant ticket manager, ticket manager, assistant athletic director for tickets and operations, and associate athletic director.

Taylor is a 1980 business management graduate of Arizona State, and he received his master's degree in sports administration in 1985 from St. Thomas University in Florida.

He worked in the ticket office at Southern Methodist University in 1985-86 before joining the Naval Academy. His tenure at Navy included serving as the commissioner of the five-team

Collegiate Sprint Football League that includes Army, Navy, Penn, Princeton and Cornell.

Taylor and his wife, Cathy, have one daughter, Casey, and a son, Jared. Casey graduated from North Dakota State with a degree in sports management and works in the Minnesota Athletics Department, while Jared attends Northern State University in South Dakota where he plays football.

K-STATE ATHLETICS, INC., BOARD OF DIRECTORS



CINDY BONTRAGER
VP of Administration and
Finance Secretary-Treasurer



DR. THOMAS LANE
VP for Student Life and
Dean of Students



GENE TAYLOR
Chairman and Chief
Executive Officer
Director of Athletics



LINDA COOK
Chief of Staff
Dir. of Community Relations



CHARLES TABER
Provost and Senior Vice
President



BE STONEY
Faculty Athletic
Representative



JILL SHIELDS
Deputy AD/
Sr. Woman Admin.



LINDSEY BABCOCK
Executive Associate AD for
Compliance



CASEY SCOTT
Executive Associate AD for
Internal Operations &
Event Management



KENNY LANNOU
Executive Associate AD
for Communications and
Public Relations



JOSH McCOWAN
Sr. Associate AD for
Development



**JEREMY
NIEDERWERDER**
Sr. Associate AD for
Facilities & Capital
Projects



JONI SMOLLER
Sr. Associate AD for
External Relations



JIM BACH
Associate AD for
Business Operations



KRISTIN WALLER
Associate AD for
Student-Athlete Services



DAREN KOUDELE
Associate AD/Compliance



DR. BE STONEY
Faculty Athletics
Representative

ATHLETICS DEPARTMENT DIRECTORY

ATHLETICS DIRECTOR 785.532.6910

Gene Taylor, Athletics Director
Jill Shields, Deputy Athletics Director/SWA
Vicki Jones, Executive Assistant to Athletics Director
Bill Snyder, Special Ambassador

ACADEMIC & STUDENT-ATHLETE SERVICES 785.532.5190

Kristin Waller, Associate AD of Student-Athlete Services
Bill Banks, Asst. Dir. of Student-Athlete Services
Liane Fowler, Asst. Dir. of Student Academic Services
Jamie Hamor, Academic Counselor
Marissa Edwards, Academic Counselor
Jana Buehler, Dir. of Specialized Learning
Maryclare Wheeler, Academic Counselor
Brandi Glessner, Student-Athlete Services Coordinator
Rebekah Thornton-Savage, Learning Specialist
Joni Johnson, Specialized Learning/Tutorial Program

ATHLETIC OPERATIONS/FACILITIES & EVENTS..... 785.532.7713

Casey Scott, Executive Assoc. AD/Internal Operations and Event Mgt.
Jeremy Niederwerder, Sr. Assoc. AD/Facilities & Capital Projects
Brian Cordill, Assistant AD for Event Ops
Trey Borgrud, Assistant Dir. of Event Ops
Jim Muller, Dir. of Venue Ops/Security
RJ Bokelman, Dir. of Facilities Ops
Payton Doramus, Event Coordinator
Elias Noa, Operations Maintenance/Repair
Ryan Bailey, Assistant Dir. of Facilities Management
Michael Barton, Assistant Dir. of Facilities & Event Support
Mary Lough, Operations Accountant

BROADCASTING/K-STATEHD.TV 785.532.2700

Wyatt Thompson, Sr. Dir. of Sportscasting
Brian Smoller, Senior Dir. of Broadcast Services
Andy Liebsch, Dir. of Video Services
Norm Burge, Senior Video Engineer
Preston Koerner, Video Producer
Cody Isern, Video Producer

BUSINESS 785.532.6252

Jim Bach, Assoc. AD for Business Operations
Andrew Shimon, Director of Information Technology
Aaron Lane, Computer Information Specialist
Jason Toews, Senior Accountant
April Stoddard, Senior Accountant
Cindy Williams, Human Resource Manager
Karen Biehler, Human Resource Specialist II

COMPLIANCE..... 785.532.3990

Lindsey Babcock, Executive Associate AD for Compliance
Daren Koudele, Associate AD/Compliance
Brady Fritz, Assistant Dir. of Compliance
Chardae Greenlee, Compliance Coordinator
Vera White, Compliance Assistant
Jacob Wourms, Compliance Assistant

DEVELOPMENT 785.532.7932

Josh McCowan, Sr. Assoc. AD/Development
Rob Heil, Asst AD/Development
Mike Clark, Senior Dir. of Development
Austin Schilling, Senior Dir. of Development
Matt Giller, Dir. of Development
Leon Jackson III, Dir. of Annual Giving
Tracer Paul, Asst Dir. of Development
Katie Larson, Donor Relations & Gift Processing Coordinator
Susan Shipman, Sr. Dir. of Stewardship, Hospitality & Events
Casey Taylor, Assistant Dir. of Hospitality & Special Events
Kaitlyn Rasmussen, Hospitality & Events Assistant

SPORTS MEDICINE 785.532.5880

Matt Thomason, Associate AD for Student-Athlete Health, Wellness & Performance
Mindy Hoffman, Head Football Athletic Trainer
Luke Sauber, IFBC Sports Medicine Coordinator/Asst. Athletic Trainer
Becca Fitzgerald, Assistant Athletic Trainer
Zack Davis, Assistant Athletic Trainer
Emily Trausch, Assistant Athletic Trainer
Simeon Seiler, Assistant Athletic Trainer
Blaine Burris, Assistant Athletic Trainer
Brandon Harvey, Assistant Athletic Trainer
Lizzy Kienstra, Assistant Athletic Trainer
Madison Fabrizio, Assistant Athletic Trainer
Nichole Henderson, Assistant Athletic Trainer
Scott Trausch, Sport Dietitian/Nutritionist
Katie LeMair, Asst. Sport Dietitian/Nutritionist
Dr. Anne Weese, Director of Mental Wellness/Sport Psychology

STRENGTH/CONDITIONING 785.532.7015

Chris Dawson, Dir. of Strength & Conditioning
Danny Cavender, Head Olympic Strength & Conditioning Coach
Darren Honeycutt, Assistant Strength Coach
Corey Meredith, Assistant Strength Coach
AJ Kloss, Assistant Strength Coach
Joshua Cyr, Assistant Strength Coach
Ben O'Donnell, Assistant Strength Coach
Evan Rapp, Assistant Strength Coach
Christa Ryan, Assistant Strength Coach
Chris Allen, Assistant Strength Coach
Dakota Coats, Assistant Strength Coach

TICKET OPERATIONS..... 800.221.CATS

FAN EXPERIENCE & SALES 785.532.6911

Joni Smoller, Sr. Assoc. AD for External Relations
Brett Eakin, Dir. of Fan Experience
Cecilia George, Assistant Dir. of Sales
Tami Breymeyer, Dir. of Licensing
Brock Baldwin, Fan Experience Assistant
Alyssa Perk, Fan Experience Assistant
Brennan Garcia, Dir. of Ticketing Services
Maria Moreno, Assistant Dir. of Ticketing Services
Reid Warfield, Asst. Dir. of Ticketing Services
Jared Novinska, Ticket Services Assistant
Dani Ruoff, Head Cheerleading/Mascot Coach



K-STATE COMPLIANCE OFFICE STAFF



LINDSEY BABCOCK
Executive Associate AD
for Compliance



DAREN KOUDELE
Associate AD
for Compliance



BRADY FRITZ
Compliance
Director



CHARDAE GREENLEE
Compliance
Coordinator



JACOB WOURMS
Compliance
Assistant



VERA WHITE
Compliance Assistant

KANSAS STATE UNIVERSITY DEPARTMENT OF INTERCOLLEGIATE ATHLETICS

MISSION STATEMENT

Our mission is to foster a culture in which our student-athletes have every opportunity to reach their maximum potential academically, athletically, mentally and socially while operating an organization that is anchored by a genuine commitment to K-State, our supporters and each other.

STRATEGIC PRIORITIES

- Cultivate and promote an atmosphere of compliance
- Encourage diversity and inclusiveness with all student-athletes, coaches and staff
- Grow and efficiently manage financial resources
- Foster a positive and inclusive department culture
- Provide the best fan experience in the Big 12
- Win championships
- Support student-athlete success and well-being

PHILOSOPHY STATEMENT

The Department of Intercollegiate Athletics shall assure that all intercollegiate sports programs and department operations are consistent with the mission of Kansas State University. Student-athletes and department employees should be treated fairly and equitably regardless of gender or race. All department activities will be conducted within the rules, regulations and policies of Kansas State University, the Big 12 Conference and the NCAA.

The Department's decision-making process shall be based upon consideration of the academic, emotional and physical welfare of every current and future student-athlete. The learning experience to be provided to student-athletes should promote social, moral, emotional, cultural, and vocational growth and development and should emphasize the value of sportsmanship, loyalty, teamwork, & individual accountability. An environment promoting excellence will allow the physically talented and gifted student-athlete to achieve maximum potential.

NCAA RULES & REGULATIONS

Dear Wildcat Alumni and Friends,

The support and loyalty of our fans is a cornerstone of the K-State Athletic Department. We truly appreciate your outstanding support. As dedicated fans, you must be committed to compliance with the rules and regulations of the NCAA and the Big 12 Conference.

Under NCAA regulations, K-State is held responsible for the actions of our boosters. "Representative of Athletic Interest" boosters may not engage in any recruitment activities or provide any benefits or privileges to prospective or enrolled student-athletes. This informational page has been developed to assist in the continuing education of our K-State family.

Please carefully read the information that is provided on this page. The K-State Athletic Department is proud to have your loyal support and continued interest in its athletics programs. As we strive for a model intercollegiate athletics program, we must always maintain the highest standards of ethical conduct and integrity. With your assistance and cooperation, we believe we can accomplish our goals.

If you have any questions about various rules and regulations, please do not hesitate to contact the Athletics Compliance Office.

Your cooperation, compliance and support are greatly appreciated.

Sincerely,
Gene Taylor, Director of Athletics

Are you a "Representative of Athletics Interests" (booster)?

A "representative" of K-State's athletics interests is any individual who is known (or who should have been known) by a member of K-State's athletics administration to:

- Have participated in or are a member of an agency or organization promoting K-State athletics; (e.g. Catbacker Club)
- Have made financial contributions to the athletic department or to an athletic booster organization of K-State; (e.g. Ahearn Fund donor)
- Have been involved in otherwise promoting K-State's athletic program; or
- Bought or received season tickets to a K-State athletics event.

Definition of an Extra Benefit?

An extra benefit is any special arrangement by an institutional employee or representative of the institution's athletics interests to provide a student-athlete or the (student-athlete's relatives or friends) with a benefit not authorized by NCAA legislation.

You can NOT provide any of the following to a student-athlete or their relatives, family or friends:

- Special discounts on shoes, clothing, or other items
- Use of an automobile or transportation of any type
- Rent-free or reduced-cost housing for any length of time
- Entertainment (e.g., cash, or use of your home or other items of value, tickets to an athletic, institutional or community event)
- Employment based on the student-athlete's athletic ability/reputation
- Payment for or use of a student-athlete's name, picture, or appearance to advertise the sale of a commercial product or to promote your commercial business
- Gifts or free or reduced cost services such as laundry, haircuts, and legal fees
- Awards, gifts of any kind, or compensation for a student-athlete's tickets
- A loan of money or co-signing a loan
- Preferential treatment of items/services not available to K-State students or the general public.

This is not an exhaustive list! If you have any questions about what you can and cannot do for a student-athlete, please call the Compliance Office before you provide any item or service. If you make a mistake the student-athlete and K-State will suffer the consequences.

Employment of Student-Athletes

Student-athletes may be employed by representatives of athletics interests provided their compensation is only for work actually performed and commensurate with the going rate for the job they are performing.

Such compensation may not be based on the value the student-athlete may have for their employer because of the publicity, reputation, fame or personal following associated with their athletics ability.

Who is a "Prospective Student-Athlete" (recruit)?

The NCAA defines a prospective student-athlete (prospect) generally as any student who has started classes for the ninth grade (regardless of whether K-State is recruiting that individual). An individual remains a prospect until one of the following occurs:

- The individual officially registers and enrolls in full-time and attends classes in any regular term during K-State's academic year;
- The individual participates in a regular squad practice or competition at K-State that occurs before the beginning of the academic term (e.g., football, volleyball, or soccer in the fall); or
- The individual officially registers, enrolls and attends classes during the summer prior to initial enrollment and receives athletics aid.

Recruiting and Contact Rules for Prospective Student-Athletes

Only coaches and athletic staff members are permitted to be directly or indirectly involved in the recruitment of prospects. All representatives of the university who are not members of the athletic department staff are prohibited from contacting a prospect by telephone, in person (on or off campus), or in writing (including use of social media) for the purpose of encouraging his/her enrollment and or athletics participation at K-State.

Q. What if a prospect calls an athletics representative?

A. An athletic representative may have a telephone conversation with a prospect ONLY if the prospect initiates the call. An institutional staff member may not prearrange such a call. Any questions about K-State's athletics program should be referred to the Athletic Compliance Office or the appropriate coach.

Q. May an athletics representative speak to a K-State coach if a prospect is with the coach?

A. If a K-State coach is with a prospect, DO NOT approach the coach until the prospect and their family have departed. Coaches are not permitted to introduce prospects to representatives because representatives are not permitted to have any contact with prospects, on or off-campus.

Q. What if a prospect approaches an athletics representative at an on- or off-campus location regarding the K-State athletics program?

A. If a prospect approaches an athletics representative regarding our athletics program, on- or off-campus, the representative should explain to him/her that NCAA rules do not permit the discussion of the athletics program and refer the prospect to the appropriate K-State coach.

Q. Is it permissible for an athletic representative to provide prospects (or their friends or relatives) transportation to or from the K-State campus?

A. NO, athletic representatives should not provide any recruiting benefits or inducements to prospects.

Preferential Treatment & Established Family Relationships:

NCAA rules and regulations concerning contact with prospects are not intended to affect established family relationships that pre-date an individual becoming a prospect. You should feel free to continue these relationships and remember that contact is permitted as long as it is not made for recruiting purposes. However, please keep in mind that student-athletes are not permitted to receive preferential treatment, benefits, or services based on their athletics reputation or pay-back potential as future professional athletes.

Questions?

Please contact Lindsey Babcock (Executive Associate Athletics Director for Compliance), Daren Koudele (Associate Athletics Director of Compliance), Brady Fritz (Director of Compliance), Chardae Greenlee (Compliance Coordinator), Jacob Wourms (Compliance Assistant) or Vera White (Compliance Assistant) in the athletics compliance office at (785) 532-3990.



MIKE DIBBINI
Women's Soccer | 3rd year



SUZIE FRITZ
Women's Volleyball | 18th year



RYUN GODFREY
Cross Country | 5th year



PETE HUGHES
Baseball | 1st year



KRISTI KNIGHT
Women's Golf | 24th year



JEFF MITTIE
Women's Basketball | 5th year



GRANT ROBBINS
Men's Golf | 5th year



CLIFF ROVELTO
Track and Field | 31st year




BILL SNYDER
Football | 27th year



JORDAN SMITH
Women's Tennis | 1st year



PATRICK SWEENEY
Women's Rowing | 16th year



BRUCE WEBER
Men's Basketball | 7th year

2018-19 K-STATE ATHLETICS YEAR IN REVIEW

Team	Overall W-L	Big 12 W-L	Big 12 Finish	Big 12 Postseason	NCAA Postseason
Baseball	25-33	8-16	8th	0-2	—
(M) Basketball	25-9	14-4	t1st	Semifinals [1-1]	NCAA First Round [0-1]
(W) Basketball	21-12	11-7	t4th	Semifinals [1-1]	NCAA First Round [0-1]
(M) Cross Country	—	—	—	5th	Midwest Regional [17th]
(W) Cross Country	—	—	—	10th	Midwest Regional [18th]
Football	5-7	3-6	t7th	—	—
(M) Golf	—	—	—	7th Eklund, Gandon, Massimino [Regionals]	—
(W) Golf	—	—	—	9th	—
(M) Indoor Track	—	—	—	8th	NCAA Championships [t56th]
(W) Indoor Track	—	—	—	3rd	NCAA Championships [t53rd]
(M) Outdoor Track	—	—	—	4th	NCAA Championships [t26th]
(W) Outdoor Track	—	—	—	2nd	NCAA Championships [16th]
(W) Rowing	—	—	—	3rd	—
(W) Soccer	4-12-2	0-9	10th	—	—
(W) Tennis	13-11	2-7	t7th	Quarterfinals [1-1]	—
(W) Volleyball	15-12	5-11	8th	—	—

2018-19 K-STATE ATHLETICS HONORS & AWARDS

All-Americans (11):

Aaron Booth (Men's Indoor Heptathlon, Men's Outdoor Decathlon), **Sarah Dixon** (Volleyball), **Taylor Latimer** (Women's Outdoor Shot Put), **Shardia Lawrence** (Women's Indoor Triple Jump, Women's Outdoor Triple Jump), **Gloria Mutiri** (Volleyball), **Brett Neelly** (Men's Indoor Shot Put, Men's Outdoor Discus), **Dalton Risner** (Football), **Tejaswin Shankar** (Men's Indoor High Jump, Men's Outdoor High Jump), **Lauren Taubert** (Women's Indoor Pentathlon, Women's Outdoor Heptathlon), **Jordan Wicks** (Baseball [Freshman]), **Kylee Zumach** (Volleyball).

Academic All-Americans (3):

Adam Holtorf (Football), **Morgan Coffman** (Track and Field), **Zach Reuter** (Football).

All-Big 12 Selections (21):

Baseball — 5, Men's Basketball — 4, Women's Basketball — 2, Football — 5, Rowing — 2, Tennis — 1, Volleyball — 2.

National Individual Champions (1):

Shardia Lawrence (Women's Outdoor Triple Jump)

Big 12 Individual Champions (9):

Helene Ingvaldsen (Women's Indoor Weight Throw, Women's Outdoor Hammer Throw), **Shardia Lawrence** (Women's Indoor Triple Jump, Women's Outdoor Triple Jump), **Taylor Latimer** (Women's Outdoor Shot Put), **Ranae McKenzie** (Women's Outdoor 400 m Hurdles), **Taishia Pryce** (Women's Outdoor Long Jump), **Tejaswin Shankar** (Men's Indoor High Jump, Men's Outdoor High Jump).

Academic All-Big 12 Selections (149):

Baseball — 7, Men's Basketball — 4, Women's Basketball — 3, Men's Cross Country — 6, Women's Cross Country — 12, Football — 24, Men's Golf — 5, Women's Golf — 3, Rowing — 25, Soccer — 14, Women's Tennis — 3, Men's Track & Field — 12, Women's Track & Field — 19, Volleyball — 12.

Specialty Awards:

Barry Brown — Big 12 Men's Basketball Defensive Player of the Year; **Ranae McKenzie** — Big 12 Women's Track and Field Scholar-Athlete of the Year; **Gloria Mutiri** (AVCA Midwest Region Freshman of the Year), **Brett Neelly** — Big 12 Men's Track and Field Scholar-Athlete of the Year; **Dalton Risner** — Big 12 Co-Offensive Lineman of the Year; **Molly Ross** — Big 12 Rowing Co-Scholar-Athlete of the Year; **Cliff Rovelto** — Big 12 Women's Track Coach of the Year; **Jordan Wicks** — Big 12 Freshman of the Year; **Peyton Williams** — Big 12 Women's Basketball Scholar-Athlete of the Year.



Thank you for your interest in Kansas State women's basketball. The K-State Athletics Communications Office has produced the 2019-20 media guide to assist in your coverage of the Wildcats. Please feel free to contact any member of our staff with questions, requests or concerns. We look forward to working with you throughout the 2019-20 season.

MEDIA INTERVIEWS

All interviews with Kansas State players and coaches must be requested and arranged through the K-State Athletics Communications Office. Please be advised that all interview requests must be submitted **24 hours in advance**. Players and coaches' home or mobile phone numbers will NOT be given out.

Practices are closed to the public and the media. Players and coaches will be made available for interviews immediately following practice on specified days either in the Ice Family Basketball Center or Bramlage Coliseum. All interview requests for those post-practice interview sessions must be made in advance with the K-State Athletics Communications Office. Please be advised that regularly scheduled interview days may not be conducted due to team travel.

Game day interviews during shootarounds or prior to tip-off are not permitted unless request is affiliated with the television network broadcasting that day's game. See 'Postgame Policy' for additional information.

WORKING CREDENTIALS

The Kansas State Athletics Communications Office should receive all credential requests no later than five days prior to the specified game. Requests can be made on official letterhead and addressed to:

Women's Basketball SID
Kansas State Department of Athletics
West Stadium Center, 1800 College Avenue
Manhattan, KS 66502-3355

Requests may also be faxed to the Athletics Communications Office at 785-532-6093 or sent via e-mail to Randy Peterson (rpeterson@kstatesports.com). Because of mail service, media passes will not be mailed in most instances. If this is the case, passes may be picked up two hours before tip-off at Gate 7 of the east parking lot of Bill Snyder Family Stadium/Bramlage Coliseum. Individuals picking up credentials will be required to

furnish positive identification. All credentials are non-transferable and are issued based on Kansas State's credential policy.

Admission to courtside press row is for working media only. Only media members with official K-State credentials will be admitted.

Note: Friends, spouses and children are not welcome in the press area.

PRESS PARKING

Press parking is located on the east side of Bramlage Coliseum near the Ice Family Basketball Center and will be provided upon request on a first-come, first-serve basis as available. A parking pass must be requested two days prior to the scheduled game. Contact the Kansas State Athletics Communications Office regarding details and directions to press parking areas.

VISITING RADIO

To inquire about using existing radio courtesy lines, visiting radio stations should contact Ben Boyle, General Manager of the K-State Sports Network. He may be reached at 785-532-1000. Only those stations recognized as the official originator for the visiting team will be afforded broadcast facilities. Visiting team radio personnel will be seated next to their respective team bench on the south end of the scorer's table with a maximum of three seats available.

PHOTOGRAPHERS

Only accredited photographers on assignment from recognized media outlets will be issued baseline credentials. In accordance with NCAA rules, no freelance photographers will be admitted courtside. All photographers must have a media pass to shoot inside Bramlage Coliseum. Flash photography is prohibited.

WEBSITES

Kansas State reserves the right to deny media credentials to any individual whose website is not affiliated with an official news-gathering organization or publication. Credentials will be issued to official online services of national, over-the-air or cable networks or established publications which are staffed by full-time employees (i.e. ESPN.com, SI.com, CBS Sports, etc.) and then with a maximum of one credential.

Credentials will not be granted to any online agency operating sites that are in any way affiliated with gambling, or to "freelance"

or "fan-based" sites that are not affiliated with a legitimate news gathering organization. Membership in a writer's association (i.e. USBWA) does not automatically qualify an agency for credentials.

Additionally, online services are prohibited from "real time" (also known as "cybercast") transmission of all Kansas State Athletics events. Those rights are co-owned by Kansas State University, the Big 12 Conference and Learfield Communications.

POSTGAME POLICY

Kansas State's locker room is closed. Media on press row will be asked to submit a list of player requests to Assistant Director of Athletics Communications Randy Peterson during the last 7 minutes of the game. Coach Mittie and requested players will be available in a designated postgame interview room located at the top of the Bramlage Coliseum tunnel. The visiting team coach and selected players will be made available in the designated interview room prior to K-State.

Those interested in audio-taping grouped interviews should connect their recorders to the distribution amplifier (mult box) provided. Output from the device is microphone level, terminated in 1/80 two-conductor plugs and jacks, or three-pin standard microphone male connectors.

TELEPHONES

A limited number of charge-per-call telephones are located on press row, and phones in the Seaton Media Room will be available for filing after the game on a first-come, first-serve basis.

All media wishing to have phone lines installed on press row will be responsible for making their own arrangements. Phones may be ordered from the KSU Telecommunications Office at 785-532-7001.

MEDIA ROOM LOCATION

The Seaton Media Room in Bramlage Coliseum is located just to the right of the tunnel when exiting the floor on court level. Work space is provided in the room with official game programs, media guides, game notes and flipcards available prior to the game. Complete statistics, will be available at halftime and immediately following the game. Final books will be distributed to the designated postgame interview room, media room, press row and both locker rooms. A pregame meal is served to the working media 90 minutes prior to the game in a room located at the top of the south tunnel in Bramlage Coliseum.



LISTENING TO THE WILDCATS

Brian Smoller is in his 14th year as the play-by-play voice of the Kansas State women's basketball program. In addition to his basketball duties for the network, Smoller hosts the K-StateHD.TV Gameday pregame show for football games. He also provides play-by-play for K-State baseball and is in his 10th year as Sportscasting/Director of K-StateHD.TV for the K-State athletic department.

A 1999 K-State graduate, Smoller has won 15 Kansas Association of Broadcasters awards, including five first place awards for play-by-play. He is the only sportscaster in Kansas history to win a KAB award for play-by-play of four sports, volleyball, football, basketball, and baseball.

In 2003, Smoller was named the Oscar Stauffer Kansas Sportscaster of the Year. Brian and his wife, the former Beth Caskey, currently reside comfortably in St. George, Kan., and have a son, Brady, and a daughter, Brenna.

Former Wildcats Missy (Decker) Heidrick and Kristin (Rethman) Waller and K-State Director of Women's Basketball and Soccer Communications Randy Peterson will serve as the color commentators for all broadcasts as well.

JEFF MITTIE RADIO SHOW

Affiliates on the K-State Sports Network will carry the Jeff Mittie Radio Show, a live call-in show hosted by Brian Smoller each Monday during the 2018-19 season. The show originates from Powercat Sports Grill located at 3011 Anderson Avenue in Manhattan on Monday evenings from 6-7 p.m. and is open to the public. An updated radio show schedule will be posted on www.kstatesports.com.

JEFF MITTIE TELEVISION SHOW

The biweekly Jeff Mittie Television Show can be seen throughout the Midwest each Wednesday during the Big 12 Conference season on Fox Sports Midwest and Fox College Sports. The half-hour program, produced by K-StateHD.TV and hosted by Brian Smoller, features head coach Jeff Mittie, along with player and coach spotlights, highlights and a preview of upcoming games.

CREDENTIAL POLICY AND OTHER GUIDELINES

Credentials and working space for media members are issued at the sole and exclusive discretion of the Kansas State Athletics Communications Office based on the following priorities and guidelines:

1. Originating radio and television personnel involved in a live broadcast.
2. Daily newspapers and websites regularly covering Kansas State University, the current-game opponent or another Big 12 school. Wire services, regional and national publications are also afforded this priority.
3. Non-originating radio and television personnel producing reports on the game. Only local radio stations with a full-time sports director conducting a regular sports show receive consideration.
4. Officially recognized Kansas State University student publications or electronic media outlets.
5. Non-daily newspapers reporting on the game.

OTHER CREDENTIAL GUIDELINES

1. With the exception of beat writers covering Kansas State daily, all passes are issued on a game-by-game basis with consideration of available working space.
2. Passes are non-transferable and are subject to immediate revocation if transferred to non-working members of a media outlet.
3. Kansas State University and the NCAA prohibit the issuance of credentials to representatives of organizations that regularly publish gambling information, such as "tout" or "tip" sheets.
4. Kansas State University reserves the right to deny media credentials to any individual whose website is not affiliated with a recognized news-gathering organization.
5. All persons picking up credentials will be required to furnish positive identification. All credentials are non-transferable.
6. Spouses, dates, non-workers and anyone under 16 years of age are not permitted in the working press area.
7. Restrictions have been made on the usage of internet video of K-State Athletic events. Highlights of game action and/or press conferences from K-State events are limited to and cannot exceed three (3) minutes in length per event.

WILDCAT BASKETBALL ON THE AIR

K-State women's basketball is on the air! The 2019-20 season marks the 14th season of the K-State Sports Network, a joint venture of Kansas State Athletics and Learfield IMG College. Learfield IMG College is a national leader in collegiate sports broadcasting and marketing, owning the rights to over 130 of the nation's top collegiate programs.



Signed through the spring of 2028, the network distributes its digital-quality audio stream via satellite to more than 30 affiliates across the states of Kansas and Nebraska. The network also provides play-by-play coverage of K-State football, men's basketball, volleyball and baseball. Weekly coaches shows for football and men's and women's basketball supplement the live event coverage.

During the 2019-20 season, 29 network affiliates across the state of Kansas will carry either a full or partial schedule of K-State women's basketball games this season. An updated network affiliate schedule will be posted on www.k-statesports.com if changes are made during the season.

2019-20 NETWORK AFFILIATES

AIRING FULL SCHEDULE

CITY	CALL LETTERS	FREQUENCY
Manhattan	KMAN	1350
Manhattan	KMAN FM	93.3/93.7
North Fort Riley	KBLS-FM	102.5
Topeka	WIBW-AM	580
Topeka	WIBW-FM	104.9
Wichita	KQAM-AM	1480

AIRING PARTIAL SCHEDULE

CITY	CALL LETTERS	FREQUENCY
Beloit	KVSV-AM	1190
Beloit	KVSV-FM	105.5
Clay Center	KCLY-FM	100.9
Coffeyville	KGGF-AM	690
Colby-Goodland	KRDQ-FM	100.3
Dodge City	KAHE-FM	95.5
Great Bend	KZRS-FM	107.9
Hiawatha	KNZA-FM	103.9
Junction City	KJCK-AM	1420
Kansas City	KWOD-AM	1660
Liberal	KSMW-AM	1470
Marysville	KNDY-AM	1570
Marysville	KNDY-FM	94.1
Norton	KQNK-AM	1530
Norton	KQKK-FM	106.7
Phillipsburg	KKAN-AM	1490
Phillipsburg	KQMA-FM	92.5
Pittsburg	KSEK-AM	1340
Russell	KRSL-AM	990
Russell	KRSL-FM	98.1
Salina	KSAL-AM	1150
Scott City	KSKL-FM	94.5
Seneca	KMZA-FM	92.1
Winfield	KWLF-FM	107.9

K-STATEHD.TV

K-StateHD.TV is the Emmy Award-winning video production arm of K-State Athletics, providing a world-wide connection for K-State athletic and academic endeavors. Through kstatesports.com/watch and K-State Athletics' social media platforms, K-StateHD.TV produces over 1,500 Wildcat videos a year, including commercial-free, on-demand viewing of every football game and all home men's basketball, women's basketball, soccer, volleyball, and baseball games within 72 hours of the event.

Nationally recognized since inception in 2011, K-StateHD.TV teams Kansas State University staff and students with K-State Athletics' staff to produce around 70 live events each year for Big 12 Conference distribution partners, including the recently announced Big 12 Now on ESPN+ offering. To learn more about Big 12 Now on ESPN+, visit www.kstatesports.com/big12now.





KENNY LANNOU
Executive Assoc. AD for
Communications and
Public Relations



TOM GILBERT
Director of MBB
Communications



RANDY PETERSON
Director of WBB &
SOC Communications



RYAN LACKEY
Director of Football &
Golf Communications



CHRIS BROWN
Associate Director



KEVIN MCCARTY
Director of
Social Media &
Creative Services



CORBIN MCGUIRE
Creative Writing
Specialist



JAY MOLINE
Director of
Social Media &
Digital Engagement



RON COOK
Graphics Coordinator



ELLA HENTON
Publications
Coordinator



GRANT LEBEE
Postgrad Assistant



MARY GORMAN
Office Manager

SOCIAL MEDIA DIRECTORY

TWITTER

K-State WBB	@KStateWBB
K-State Athletics	@KStateSports
Jeff Mittie	@Jeff Mittie
Brian Ostermann	@THECoachO
Chris Carr	@CoachCarr43
Ebony Haliburton	@ebony_kstate
Ebony Gilliam	@ebony_gilliam
Sadie Thrasher	@CoachSayT
Gene Taylor	@KSTATEADGT

INSTAGRAM

@kstatewbb
@kstatesports

FACEBOOK

Facebook.com/KStateSports

The Kansas State University Athletic Communications Office is located on Dev Nelson Press Level of the West Stadium Center in Bill Snyder Family Stadium. Enter through Gate B of the West Stadium Center and take the south set of elevators to the sixth floor. Signs will guide you to the K-State Athletic Communications Offices.

MAILING ADDRESS

Kansas State Athletic Communications
1800 College Avenue, West Stadium Center
Manhattan, KS 66502

OFFICE PHONE: 785-532-6735

FAX: 785-532-6093

WEBSITE: www.kstatesports.com

SR. ASSOC. AD FOR ATHLETIC COMMUNICATIONS & PUBLIC RELATIONS

Kenny Lannou (Baylor '01)
Office: 785-532-7708 | E-mail: klannou@kstatesports.com

DIRECTOR OF MEN'S BASKETBALL COMMUNICATIONS

Tom Gilbert (Furman '98)
Office: 785-532-7979 | E-mail: tgilbert@kstatesports.com

DIRECTOR OF WOMEN'S BASKETBALL AND SOCCER COMMUNICATIONS

Randy Peterson (Grand View '02; Western Illinois '04)
Office: 785-532-7975 | Mobile: 785-587-7769 | E-mail: rpeterson@kstatesports.com

DIRECTOR OF FOOTBALL AND GOLF COMMUNICATIONS

Ryan Lackey (Kansas State '06)
Office: 785-532-7708 | E-mail: rlackey@kstatesports.com

ASSOCIATE DIRECTOR

Chris Brown (Idaho State '11) - VB, BSB, WTEN
Office: 785-532-7976 | E-mail: cbkutz@kstatesports.com

DIRECTOR OF SOCIAL MEDIA & DIGITAL ENGAGEMENT

Jay Moline | Office: 785-532-2722 | E-mail: jmoline@kstatesports.com

DIRECTOR OF SOCIAL MEDIA & CREATIVE SERVICES

Kevin McCarty | Office: 785-532-0912 | E-mail: kmccarty@kstatesports.com

DIRECTOR OF INTERNET SERVICES

Scott Retzlaff | Office: TBD | E-mail: sretzlaff@kstatesports.com

PUBLICATIONS COORDINATOR

Ella Henton | Office: 785-532-7692 | E-mail: ehenton@kstatesports.com

GRADUATE ASSISTANT

Grant Leibee (Missouri State '18) - T&F, XC, Rowing, Secondary MBB and WBB
Office: 785-532-6735 | E-mail: gleibee@kstatesports.com

OFFICE MANAGER

Mary Gorman | Office: 785-532-6735 | E-mail: mgorman@kstatesports.com

STUDENT ASSISTANTS

Baylee Bloom	Jacob Letourneau	Taylor Hartman (Social)
Hunter Corneliusen	Jordan Urban	Lina Sattarin (Social)
Nick Friesen (Data)	Aaron Wintermote	
Grayson Gilbert	Nick Yuska	
Sydney Henry	Olivia Bermeier (Social)	
Nate Kochuyt	Maggies Hammes (Social)	

PHOTOGRAPHER


Scott Weaver | Mobile: 816-260-0426 | E-mail: sweaverphotos@msn.com

OPPONENT SID CONTACTS

School	Contact	Office Phone
Arkansas	Mario Bravante	479-575-2751
Baylor	Kyle Roberts	254-710-3042
Incarnate Word	Margie Olivares	210-829-6041
Iowa State	Nicole Leusink	515-294-7961
Kansas	Kiaira Cooper	785-864-7488
LSU	Judy Willson	225-578-1869
Memphis	Jen Hannah	901-678-2397
Michigan State	Kara Fisher	517-355-2271
Oklahoma	TBD	405-325-3671
Oklahoma State	Ryan Cameron	405-744-4854
Omaha	Zack Kirby	402-554-2140
Oral Roberts	Jarrett Hardwick	918-495-7094
Oregon	Joe Waltasti	541-346-7332
TCU	Dameon Myres	817-257-5367
Texas	Sean Cartell	512-471-6039
Texas Tech	Harry Endicott	806-834-0536
UIC	Jenn Zoellick	312-996-5516
UMKC	Chad Waller	816-235-1053
UT Arlington	Michael Hill	817-272-7168
UTRGV	Daniel Elizondo	956-665-2599
West Virginia	Ashley Bailey	304-293-2821

K-STATE NATIONALLY RECOGNIZED

2014-15



2015-16



2016-17



2017-18



The K-State Athletics Communications Office has picked up several honors from the College Sports Information Directors of America (CoSIDA) over the last 14 years, including "Best in the Nation" honors for the 2014-15 and 2015-16 women's basketball media guides. The 2015-16 women's basketball media guide cover was also voted "Best in the Nation." The 2016-17 women's basketball media guide garnered second in the nation, while the 2017-18 edition finished third in the nation.

In addition to the media guides, K-State women's basketball game notes finished second in the nation in 2016-17 in the Game Notes - Winter Sports category.

PRINT

WIRE SERVICE

The Associated Press (Kansas City)

215 W. Pershing Road
Kansas City, MO 64108
PHONE: 816.421.4844
FAX: 816.421.3590
SPORTS EDITOR: Dave Skretta

NEWSPAPERS

Manhattan Mercury

318 North Fifth St.
Manhattan, KS 66502
PHONE: 785.776.2300 ext. 244
FAX: 785.776.8807
ONLINE: www.themercury.com
SPORTS EDITOR: Ryan Black
K-STATE BEAT WRITER: Sean Collins
SPORTS WRITER: Greg Woods

Topeka Capital-Journal

616 SE Jefferson
Topeka, KS 66607
PHONE: 800.777.7171 ext. 1159
FAX: 785.295.1230
ONLINE: www.cjonline.com
SPORTS EDITOR: Tim Bisel

Kansas City Star

1729 Grand Blvd.
Kansas City, MO 64108
PHONE: 816.234.4355
FAX: 816.234.4360
ONLINE: www.kansascity.com
SPORTS EDITOR: Jeff Rosen
K-STATE BEAT WRITER: Kellis Robinett
COLLEGE WRITER: Blair Kerkhoff
COLUMNISTS: Sam Mellinger, Vahe Gregorian

Wichita Eagle

PO Box 820
Wichita, KS 67201
PHONE: 316.268.6251
FAX: 316.268.6536
ONLINE: www.kansas.com
SPORTS EDITOR: Kirk Seminoff
K-STATE BEAT WRITER: Kellis Robinett
COLUMNIST: Bob Lutz

Salina Journal

333 South Fourth Street
Salina, KS 67401
PHONE: 785.823.6363
FAX: 785.827.6060
ONLINE: www.saljournal.com
SPORTS EDITOR: Bob Davidson
K-STATE BEAT WRITER: Arne Green

Hutchinson News

PO Box 190
Hutchinson, KS 67504
PHONE: 800.766.5742
FAX: 620.662.4186
ONLINE: www.hutchnews.com
SPORTS EDITOR: Brad Hallier

K-State Collegian

Kedzie Hall
Manhattan, KS 66506
PHONE: 785.532.6556
FAX: 785.532.6456
ONLINE: www.kstatecollegian.com
SPORTS EDITOR: Tim Everson

SPECIALITY PUBLICATIONS

Powercat Illustrated

PHONE: 785.539.8041
FAX: 785.539.8067
ONLINE: www.gopowercat.com
PUBLISHER: Tim Fitzgerald
ASSOCIATE PUBLISHER/EDITOR: Becky Fitzgerald
ASSISTANT EDITOR: Scott Fritchen
MANAGING EDITOR: Jason Walker
BEAT WRITERS: Riley Gates

K-State Online

ONLINE: www.kstateonline.com
PUBLISHER: Matt Hall
ASSOCIATE PUBLISHER/EDITOR: Derek Young

Kansas Pregame Magazine

ONLINE: www.kansaspregame.com
PUBLISHER: John Baetz

TELEVISION

WORLD-WIDE

K-StateHD.TV

West Stadium Center
1800 College Avenue
Manhattan, KS 66502
PHONE: 785.532.5180
ONLINE: www.k-statehd.tv
DIRECTOR: Brian Smoller
PRODUCER/DIRECTOR: Andy Liebsch
VIDEO PRODUCERS: Preston Koerner, Dakota German

TOPEKA

KSNT-Kansas First News (NBC Affiliate Channel 27)

6835 NW HWY 24
Topeka, KS 66618
PHONE: 785.582.4000
FAX: 785.582.5283
ONLINE: www.ksnt.com
SPORTS DIRECTOR/ANCHOR: Pete Francis
REPORTER: Sully Engels

KTKA-Kansas First News (ABC Affiliate Channel 49)

6835 NW HWY 24
Topeka, KS 66618
PHONE: 785.582.4000
FAX: 785.582.5283
ONLINE: www.ksnt.com
SPORTS DIRECTOR/ANCHOR: Pete Francis
REPORTER: Sully Engels

WIBW (CBS Affiliate Channel 13)

631 SW Commerce Place
Topeka, KS 66615
PHONE: 785.272.6397
FAX: 785.272.1363
ONLINE: www.wibw.com
SPORTS DIRECTOR: Tyler Greever
REPORTER: TBA

KANSAS CITY

KMBC (ABC Affiliate Channel 9)

6455 Winchester Avenue
Kansas City, MO 64133
PHONE: 816.221.9999
FAX: 816.421.4163
ONLINE: www.kmbc.com
SPORTS DIRECTOR: Len Jennings
REPORTERS: Len Dawson, Karen Kornacki

KCTV (CBS Affiliate Channel 5)

4500 Shawnee Mission Parkway
Fairway, KS 66205
PHONE: 913.677.5555
FAX: 913.677.7243
ONLINE: www.kctv5.com
SPORTS DIRECTOR: Michael Coleman
REPORTERS: Nathan Vickers, Daniellynn Welniak

KSHB (NBC Affiliate Channel 41)

4720 Oak Street
Kansas City, MO 64112
PHONE: 816.753.4141
FAX: 816.932.4201
ONLINE: www.nbcactionnews.com
SPORTS DIRECTOR: Frank Boal
REPORTERS: Dee Jackson, Ryan Marshall

WDAF (FOX Affiliate Channel 4)

3030 Summit
Kansas City, MO 64108
PHONE: 816.753.4567
FAX: 816.561.4184
ONLINE: www.fox4kc.com
SPORTS DIRECTOR: Al Wallace
REPORTER: Jason Lamb

TIME WARNER SPORTS CHANNEL (Kansas City)

6550 Winchester Avenue
Kansas City, MO 64133
PHONE: 816.222.5500
FAX: 816.358.5479
ONLINE: www.twcsportschannel.com
ANCHORS/REPORTERS: Leif Lisee, Mick Shaffer, Brad Porter, Dave Stewart, Kennetra Pulliams, Chris Gough

WICHITA

KAKE (ABC Affiliate Channel 10)

1500 N. West Street
Wichita, KS 67203
PHONE: 316.946.1397
FAX: 316.943.5374
ONLINE: www.kake.com
SPORTS DIRECTOR: Chase Shannon
REPORTERS: Austin Clift, Chris Lilly

KSN (NBC Affiliate Channel 3)

833 N. Main Street
Wichita, KS 67203
PHONE: 316.265.3333; 316.292.1111
FAX: 316.292.1195
ONLINE: www.ksn.com
SPORTS DIRECTOR: Emily Gagnon
REPORTERS: Eric Naktin

KWCH (CBS Affiliate Channel 12)

2815 E. 37th North
Wichita, KS 67219
PHONE: 316.838.1212
FAX: 316.831.6180
ONLINE: www.kwch.com
ANCHORS/REPORTERS: Will Kunkel, Jacob Albracht, Reggie Wilson, Gardner Royce

RADIO

K-State Sports Network

1800 College Avenue
Manhattan, KS 66502
PHONE: 785.532.1000
FAX: 785.532.2004
GENERAL MANAGER: Ben Boyle
PLAY-BY-PLAY: Wyatt Thompson
ANALYST: Stan Weber
SIDELINE REPORTER: Matt Walters
PREGAME HOST: Bruce Haertl

KMAN/K-ROCK (1350 AM/101.5 FM)

2414 Casement Road
Manhattan, KS 66502
PHONE: 785.776.1350
FAX: 785.539.1000
ONLINE: www.1350kman.com
PROGRAM DIRECTOR: Dave Lewis
SPORTS DIRECTOR: John Kurtz

KQLA/KJCK (103.5 FM/94.5 FM/1420AM)

PO Box 789
Junction City, KS 66441
PHONE: 785.587.0103; 785.762.5525
FAX: 785.762.5387
ONLINE: www.kqla.com/www.kjck.com
PROGRAM DIRECTOR: Jerry Brecheisen
NEWS DIRECTOR: Dewey Terrill

KCSP (610 AM)

4935 Belinder Road
Westwood, KS 66205
PHONE: 913.677.8998
FAX: 913.677.8080
ONLINE: www.610sports.com
PROGRAM DIRECTOR: John Hanson

KGSO (1410 AM)

1632 South Maize Road
Wichita, KS 67209
PHONE: 316.721.4407
FAX: 316.721.8276
SPORTS DIRECTOR: Chris Solwecki

KSAL (1150 AM)

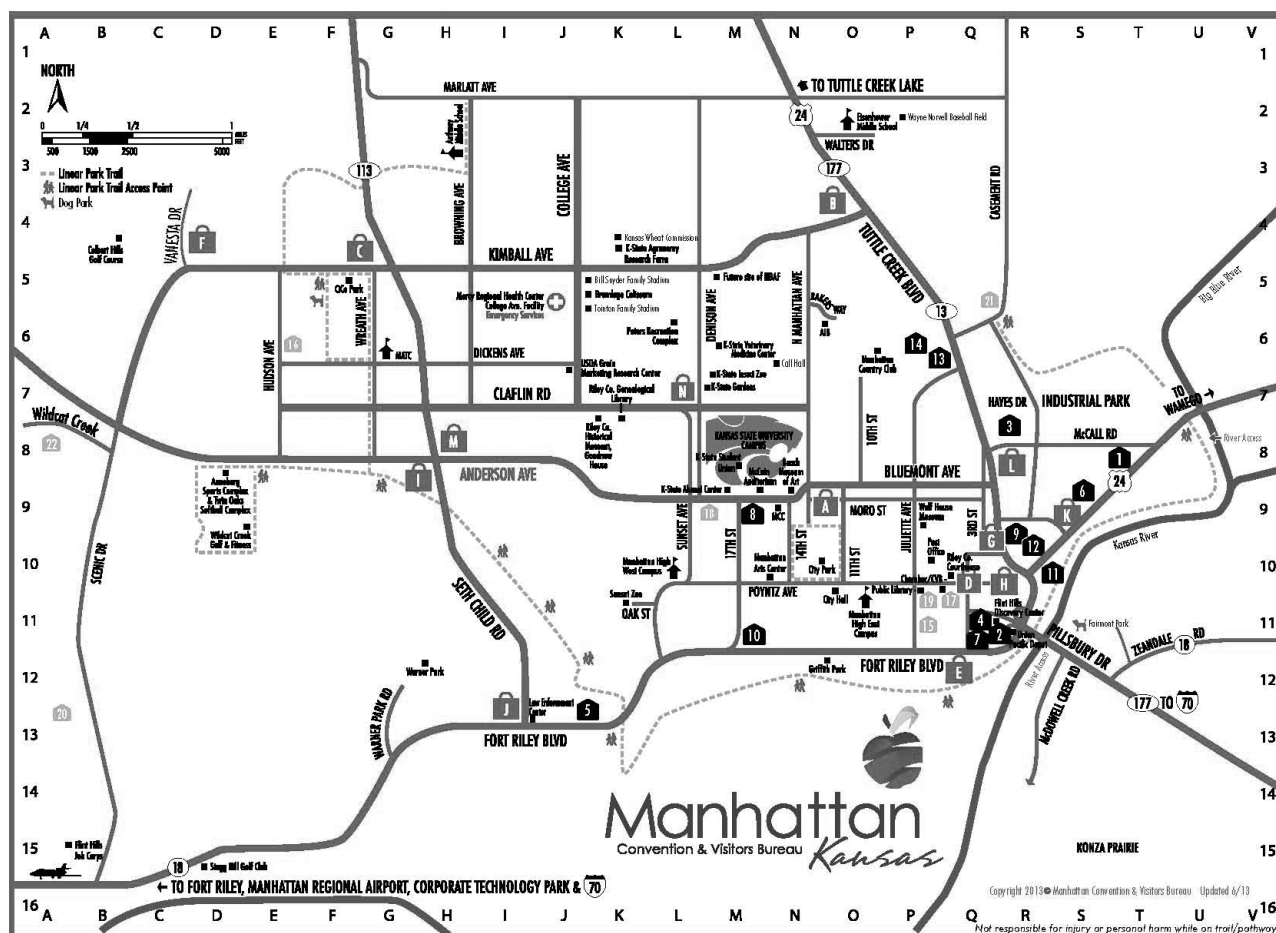
Box 80
Salina, KS 67402
PHONE: 785.823.1111
FAX: 785.823.2034
ONLINE: www.ksallink.com
SPORTS DIRECTOR: Mike Hammett

WHB (810 AM)

6721 W. 121st Street
Overland Park, KS 66209
PHONE: 913.344.1500
FAX: 913.344.1599
ONLINE: www.810whb.com
SPORTS DIRECTOR: Kevin Kietzman

WIBW (580 AM)

Box 1818
Topeka, KS 66601
PHONE: 785.272.3456
FAX: 785.228.7282
ONLINE: www.580wibw.com
SPORTS DIRECTOR: Jake Lebahn
REPORTERS: Alex Gold, Pat Strathman



LODGING

Bluemont Hotel		
1212 Bluemont Ave.	785.473.7091	
Candlewood Inn & Suites		
210 Blue Earth Place	785.320.7995	
Comfort Inn		
150 E. Poyntz Ave.	785.770.8000	
Comfort Suites		
1020 Hostetler Dr.	785.539.9449	
Courtyard By Marriott - Junction City		
310 Hammons	785.210.1500	
Days Inn		
1501 Tuttle Creek Blvd	785.539.5391	
Fairfield Inn by Marriott		
300 Colorado St.	785.539.2400	
Four Points by Sheraton		
530 Richards Drive	785.539.5311	
Hampton Inn		
501 E. Poyntz	785.539.5000	
Hilton Garden Inn		
410 S. 3rd St.	785.532.9116	
Holiday Inn at the Campus		
17th & Anderson	785.539.7531	
Holiday Inn Express		
115 Blue Earth Plaza	785.320.7454	
Parkwood Inn and Suites		
505 S 17th St.	785.320.5440	
Super 8		
200 Tuttle Creek Blvd.	785.537.8468	

TRANSPORTATION

Manhattan Airport		
5500 Fort Riley Blvd	785.587.4567	
Avis Rent-A-Car		
5500 Fort Riley Blvd	785.539.0900	
Enterprise Rent-A-Car		
4810 Skyway Drive	785.537.6000	
Hertz Rent-A-Car		
5500 Fort Riley Blvd	785.539.0261	
National Car Rental		
5500 Fort Riley Blvd	785.539.8814	

RESTAURANTS

AJ'S NY Pizzeria		
301 Poyntz Ave.	785.587.0700	
Applebee's Bar & Grill		
100 Manhattan Town Center	785.537.0408	
Blue Moose Bar and Grill		
100 Manhattan Town Center	785.370.3010	
Bourbon & Baker		
312 Poyntz Ave.	785.320.4959	
Buffalo Wild Wings Grill & Bar		
1231 Moro	785.323.9464	
Carlos O'Kelly's Mexican Cafe		
622 Tuttle Creek Blvd.	785.537.4688	
Chili's Grill & Bar		
213 Fort Riley Blvd	785.537.1250	
Chipotle Mexican Grill		
606 N. Manhattan	785.587.8052	
CoCo BoLo's		
1227 Bluemont Ave.	785.537.4700	
Cox Bros. BBQ		
223 McCall Rd.	785.539.0770	
Early Edition (Breakfast)		
3210 Kimball Ave.	785.539.3255	
Harry's Uptown		
418 Poyntz Ave	785.537.1300	
Keltic Star		
1215 Moro	785.320.7456	

Little Apple Brewing Company		
Westloop Shopping Ctr	785.539.5500	
Longhorn Steakhouse		
505 Tuttle Creek Blvd	785.532.9061	
McAlister's Deli		
421 Tuttle Creek Blvd.	785.539.0610	
Old Chicago		
2001 Clock Tower Place	785.537.3322	
Olive Garden		
715 Tuttle Creek Blvd.	785.537.2445	
Rock-A-Belly Bar & Deli		
718 N. Manhattan Ave	785.539.8033	
So Long Saloon		
1130 Moro	785.537.9292	
Taco Lucha		
1130 Moro	785.320.5255	
The Chef (Breakfast)		
111 S 4th St.	785.537.4100	

POTENTIAL
UNLIMITED

PERFORMANCE
UNSURPASSED

CHAMPIONS
UNLEASHED



#TH12isWBB

BIG12SPORTS.COM



ANGELA HARRIS

SR. GUARD

- 2020 Nancy Lieberman Award candidate
- 2020 All-Big 12 candidate
- The only player in the nation entering 2019-20 with **1,000** or more points, **200** or more rebounds, **200** or more assists, **200** or more steals and **185** or more 3-point field goals made
- **41** career games with **10** or more points and two or more steals
- Harris has registered **51.2** percent of her points from the 3-point line

2019-20 SCHEDULE

OCT 29 WASHBURN (EXH.)

NOV 1 FORT HAYS STATE (EXH.)
NOV 8 OMAHA

NOV 11 UIC

NOV 18 ORAL ROBERTS

NOV 24 UT ARLINGTON

NOV 29 VS. MEMPHIS
JUNKANOO JAM/BIMINI BAHAMAS

NOV 30 VS. LSU/MICHIGAN STATE
JUNKANOO JAM/BIMINI BAHAMAS

DEC 3 INCARNATE WORD

DEC 7 @ ARKANSAS

DEC 14 @ KANSAS CITY

DEC 21 @ OREGON

DEC 28 UTRGV

JAN 5 WEST VIRGINIA

JAN 11 @ TEXAS TECH

JAN 15 OKLAHOMA STATE

JAN 19 TEXAS

JAN 22 @ IOWA STATE

JAN 25 OKLAHOMA

JAN 29 @ KU

FEB 1 @ TCU

FEB 5 TEXAS TECH

FEB 8 BAYLOR

FEB 11 @ WEST VIRGINIA

FEB 16 @ OKLAHOMA

FEB 19 TCU

FEB 22 @ TEXAS

FEB 26 IOWA STATE

FEB 29 @ BAYLOR

MAR 3 @ OKLAHOMA STATE

MAR 8 KU



JASAUEN BEARD

SR. FORWARD

