



ZUMACH // FAIRFIELD // FLOWERS // GYIMES // KILLEEN // SCHULTEJANS



COMMITMENT & WORK ETHIC // CHARACTER // COMMUNICATION & TRUST // CONFIDENCE & BELIEF // COMPETITIVENESS



K-STATE
VOLLEYBALL

2018 MEDIA ALMANAC



\\ TABLE OF CONTENTS

GENERAL INFO

K-State Athletics Communications/Media Policies.....	1
Media Directory.....	2
Visiting Manhattan.....	3

PRESEASON INFORMATION

2018 Outlook	5-6
Schedule.....	7
Roster.....	8
TV/Radio Roster	9

2018 WILDCATS

Abigail Archibong/Holly Bonde.....	11
Brynn Carlson.....	12
Sarah Dixon.....	13
Devan Fairfield.....	15
Macy Flowers.....	17
Zsafia Gyimes.....	20
Brooke Heyne.....	22
Kayley Hollywood.....	22
Reilly Killeen.....	23
Gloria Mutiri.....	24
Elle Sandbothe.....	25
Alyssa Schultejans.....	27
Jacque Smith.....	30
Kenzie Smith.....	30
Megan Vernon.....	31
Mckenzi Weber.....	31
Peyton Williams.....	33
Kylee Zumach.....	34

COACHES

Head Coach Suzie Fritz.....	37
Associate Head Coach Jeff Grove.....	41
Assistant Coach Trent Sorensen.....	42
Support Staff.....	43

ADMINISTRATION

University President Ret. Gen. Richard B. Myers.....	45
Director of Athletics Gene Taylor.....	46
K-State Athletics Department/2017-18 Review	47
K-State Head Coaches.....	48

\\ QUICK FACTS

GENERAL

Location.....	Manhattan, Kansas
Founded	1863
Enrollment	24,146
Nickname	Wildcats
Colors.....	Purple (Pantone 268) & White
Affiliation.....	Division I
Conference.....	Big 12
Arena (Capacity).....	Ahearn Field House (5,000)
University President.....	Ret. Gen. Richard B. Myers
Faculty Representative	Dr. Be Stoney
Director of Athletics.....	Gene Taylor
Senior Woman Administrator	Jill Shields
Sport Administrator.....	Jill Shields
Athletics Department Phone.....	(785) 532-6910
Ticket Office Phone.....	1-800-221-2287
NCAA Tournament Appearances.....	17
NCAA Tournament Record	15-17
Last NCAA Tournament.....	2016 (Second Round)
Conference Titles.....	1 (2003)

2017 SEASON IN REVIEW

2017 Overall Record.....	10-19 (.345)
Big 12 Record/Finish.....	3-13/9th
Final AVCA Ranking	NR
Postseason.....	N/A

2017 REVIEW

Results.....	50
Overall/Big 12 Stats.....	51
Match-By-Match Stats/Match Leaders.....	52
Miscellaneous Stats.....	53
Box Scores.....	54
The Last Time.....	58
Big 12 Standings/Awards.....	59
Big 12 Leaders (Overall Matches).....	60
Big 12 Leaders (Conference-Only Matches).....	61

OPPONENTS

Non-Conference Opponents	63
Big 12 Opponents.....	65
Big 12 Composite Schedule.....	68

PROGRAM HISTORY

Record vs. Conferences	71
Year-By-Year Record Breakdown.....	72
All-Time Series	73
Team Records	79
K-State Records at Home	80
Opponent Records vs. K-State.....	81
Specialty Records (Season).....	82
Specialty Records (Individual).....	83
Kill Records	87
Attack Records.....	89
Hitting Percentage Records.....	90
Assist Records	91
Dig Records	92
Service Ace Records.....	93
Block Records (Overall).....	94
Block Records (Rally-Scoring)	95
Point Records.....	96
Year-By-Year Leaders.....	97
Honors.....	98
All-Americans.....	100
Postseason Box Scores	105
All-Time Letterwinners	110
All-Time Roster by Hometown & Jersey Number	111
All-Time Career Stats.....	112
Yearly Stats	118
All-Time Conference Standings.....	121
Top 25 Rankings	123
All-Time Results	124

COACHING STAFF

Head Coach.....	Suzie Fritz
Alma Mater (Year).....	Florida Atlantic ('94)
Career Record (Years)	326-197 (17)
Record at School (Years)	Same
Associate Head Coach.....	Jeff Grove
Alma Mater (Year).....	Azusa Pacific ('91)
Year at K-State.....	20th (17th consecutive)
Assistant Coach	Trent Sorensen
Alma Mater (Year).....	BYU ('08)
Year at K-State.....	4th
Director of Volleyball Operations	Diana Loomis
Athletic Trainer.....	Emily Trausch
Strength Coach.....	Danny Cavender
Volleyball Office Phone	(785) 532-5935

2018 SEASON PREVIEW

Letterwinners Returning/Lost.....	11/4
Starters Returning/Lost	5+Libero/1
Newcomers.....	5 (5 Freshmen)
Redshirts	3

CREDITS

The 2018 K-State Volleyball Media Almanac is a production of the K-State Athletics Communications Office, published by the K-State Athletics Department.

WRITTEN & DESIGNED BY: Christopher Brown, Associate Director/Athletics Communications

PHOTOGRAPHY: Scott Weaver PRINTED BY: Sun Graphics, Parsons, KS.

WELCOME TO K-STATE ATHLETICS

The K-State Athletics Communications staff welcomes your interest in K-State volleyball and will make every effort to make your coverage of the Wildcats an enjoyable experience. The office maintains information on all current student-athletes, as well as historical information on previous student-athletes and the program in general. For information, interviews, photo shoots and/or file photos, please call, stop by our office, or email a request.

The K-State Athletics Communications office is located in the West Stadium Center at Bill Snyder Family Stadium. Office hours are 8 am to 5 pm, Monday through Friday.

Office Phone: (785) 532-6735
Office Fax: (785) 532-6093
Mailing Address: West Stadium Center
1800 College Ave
Manhattan, KS 66502
Website: www.k-statesports.com

Senior Associate AD/Communications.....Kenny Lannou

Football/Administration
Office Phone: (785) 532-7977
Email: klannou@kstatesports.com

Director of MBB Communications Tom Gilbert

Men's Basketball
Office Phone: (785) 532-7979
Email: tgilbert@kstatesports.com

Director of WBB/WSOC Communications...Randy Peterson

Women's Basketball/Women's Soccer
Office Phone: (785) 532-7975
Email: rpeterson@kstatesports.com

Director of FB/GOLF Communications.....Ryan Lackey

Secondary Football/Men's and Women's Golf
Office Phone: (785) 532-7708
Email: rlackey@kstatesports.com

Associate Director (Volleyball Contact)Chris Brown

Volleyball/Baseball/Women's Tennis
Office Phone: (785) 532-7976
Cell Phone: (785) 320-3090
Email: cbrown@kstatesports.com

Graduate Assistant.....Andrew Eisch

Track and Field/Rowing/Cross Country
Office Phone: (785) 532-6735
Email: aeisch@kstatesports.com

Director of Social Media & Creative Services.....Chris Kutz

Director of Social Media/Digital Engagement.. Jay Moline

Administrative Assistant Mary Gorman

Director of Internet Services Kevin McCarty

Publications Coordinator Ella Henton

Student Interns: DeAundra Allen, Hunter Corneliusen, Andrew Dodderidge, Emily Lenk, Emily Starkey, Mattie Wrner, Nick Yuska

K-STATEHD.TV

K-State Athletics launched an exclusive digital, high-definition network on August 30, 2011, known as K-StateHD.TV, that provides a worldwide connection to Kansas State University and K-State Athletics. It establishes the university as an international leader in programming, accessibility and exposure.

The milestone joint project between K-State Athletics and the university maximizes the national exposure for both the university and athletics programs, and it is valuable to K-State volleyball as the site to watch select home matches.

K-STATE ON SOCIAL MEDIA

Fans and members of the media can stay in touch with K-State Athletics through various social media platforms:

Twitter: @kstatesports, @kstatevb
In-Game Updates Twitter: @kstate_gameday
Facebook: facebook.com/kstatesports
YouTube: youtube.com/kstatesports
Instagram: @kstatesports, @kstatevolleyball

\\ K-STATE ATHLETICS COMMUNICATIONS



KENNY LANNOU

SENIOR ASSOCIATE AD
(FB/ADMINISTRATION)



TOM GILBERT

DIRECTOR
(MBB)



RANDY PETERSON

DIRECTOR
(WBB/WSOC)



RYAN LACKEY

DIRECTOR
(FB/M&W GOLF)



CHRIS BROWN

ASSOCIATE DIRECTOR
(VB/BSB/TENNIS)



ANDREW EISCH

GRADUATE ASSISTANT
(T&F/ROWING/XC)

\\ GENERAL MEDIA INFO

AHEARN FIELD HOUSE

Ahearn Field House, the home of K-State volleyball, is located on the southwest part of the Kansas State University campus. Media members should use the southeast entrance of Ahearn Field House, where a pass list will be located for all home matches. Media seating will be available in the center-court area of the balcony at the south end.

MEDIA CREDENTIALS

All media attending K-State volleyball home matches must request access prior to attending a match. Requests, which can be made via email to the volleyball communications contact, should be received no later than two days prior to a match. Access is granted to working media only. No physical credentials are issued; a pass list with names of media members will be located inside the southeast entrance of Ahearn Field House no later than one hour prior to the match start time.

INTERVIEW POLICIES

All interviews with K-State student-athletes and coaches must be arranged through the Athletics Communications office. Please contact the communications contact for K-State volleyball to set up an interview. Home and cell phone numbers for student-athletes will not be given to the media, although student-athletes will grant phone interviews by other means.

Coach Suzie Fritz is available for interviews during the mornings on weekdays. Fritz will talk to reporters approximately 15 minutes after the end of each match.

Select student-athletes will be available after a match as well, following Coach Fritz's addressing of the media.

PHOTOGRAPHY

Photography access is limited to daily newspapers, wire services and special periodical publications. No flash photography is permitted and strobe use must be approved in advance. Photographers are required to stay behind the marked areas around the playing area.

PRACTICES

K-State volleyball typically practices from 2:30-4:30 pm at Ahearn Field House on weekdays. The practices are open but check in advance with the volleyball communications contact as to the team's availability because of conditioning sessions and required days off.



PRINT

WIRE SERVICE

The Associated Press (Kansas City)

215 W. Pershing Road
Kansas City, MO 64108
Phone: (816) 421-4844
Fax: (816) 421-3590
Sports Editor: Dave Skretta

NEWSPAPERS

Manhattan Mercury

318 North Fifth St.
Manhattan, KS 66502
Phone: (785) 776-2300 ext. 244
Fax: (785) 776-8807
Online: www.themercury.com
Sports Editor: Ryan Black
Volleyball Beat Writer: Greg Woods

Topeka Capital-Journal

616 SE Jefferson
Topeka, KS 66607
Phone: (800) 777-7171 ext. 1159
Fax: (785) 295-1230
Online: www.cjonline.com
Sports Editor: Tim Bisel

Wichita Eagle

PO Box 820
Wichita, KS 67201
Phone: (316) 268-6251
Fax: (316) 268-6536
Online: www.kansas.com
K-State Beat Writer: Kellis Robinett

Kansas City Star

1729 Grand Blvd.
Kansas City, MO 64108
Phone: (816) 234-4355
Fax: (816) 234-4360
Online: www.kansascity.com
Sports Editor: Jeff Rosen
K-State Beat Writer: Kellis Robinett

Salina Journal

333 South Fourth Street
Salina, KS 67401
Phone: (785) 823-6363
Fax: (785) 827-6060
Online: www.salina.com
Sports Editor: Bob Davidson
K-State Beat Writer: Arne Green

Hutchinson News

PO Box 190
Hutchinson, KS 67504
Phone: (800) 766-5742
Fax: (620) 662-4186
Online: www.hutchnews.com
Sports Writer: Kelton Brooks

K-State Collegian

Kedzie Hall
Manhattan, KS 66506
Phone: (785) 532-6556
Fax: (785) 532-6456
Online: www.kstatecollegian.com
Sports Editor: Tim Everson

SPECIALTY PUBLICATIONS

Powercat Illustrated/GoPowercat.com (24/7)

1125 Moro
Manhattan, KS 66502
Phone: (785) 539-8041
Fax: (785) 539-8067
Online: www.gopowercat.com
Publisher: Tim Fitzgerald
Associate Publisher/Editor: Becky Fitzgerald
Assistant Editor: Scott Fritchen
Managing Editor: Jason Walker
Beat Writers: Riley Gates

TELEVISION

WORLDWIDE

K-StateHD.TV

1800 College Avenue
Manhattan, KS 66502
Phone: (785) 532-5180
Online: www.k-statehd.tv
Director: Brian Smoller
Producer/Director: Andy Liebsch
Video Producers: Preston Koerner, Dakota German

TOPEKA

KSNT-Kansas First News (NBC Affiliate Channel 27)

Box 2700
Topeka, KS 66601
Phone: (785) 582-4000/(785) 582-3230
Fax: (785) 582-5283
Online: www.ksnt.com
Sports Director/Anchor: Matt Gasper

KTKA-Kansas First News (ABC Affiliate Channel 49)

Box 2700
Topeka, KS 66601
Phone: (785) 582-4000/(785) 582-3230
Fax: (785) 582-5283
Online: www.ksnt.com
Sports Director/Anchor: Matt Gasper

WIBW (CBS Affiliate Channel 13)

631 SW Commerce Place
Topeka, KS 66615
Phone: (785) 272-6397/(785) 272-7030
Fax: (785) 272-1363
Online: www.wibw.com
Sports Director: Chris Lilly
Sports Reporter: Nicole Feyh

KANSAS CITY

KMBC (ABC Affiliate Channel 9)

6455 Winchester Avenue
Kansas City, MO 64133
Phone: (816) 221-9999/(816) 760-9343
Fax: (816) 421-4163
Online: www.kmbc.com
Sports Director: Len Jennings
Reporters: Len Dawson, Karen Kornacki

KSHB (NBC Affiliate Channel 41)

4720 Oak Street
Kansas City, MO 64112
Phone: (816) 932-4141/(816) 932-0717
Fax: (816) 932-4201
Online: www.kshb.com
Sports Director: Mick Shaffer
Reporters: Dee Jackson, Ryan Marshall

WDAF (Fox Affiliate Channel 4)

Signal Hill, 3030 Summit
Kansas City, MO 64108
Phone: (816) 753-4567/(816) 932-9212
Fax: (816) 561-4184
Online: www.fox4kc.com
Sports Director: Al Wallace
Reporter: Jason Lamb

Time Warner Sports Channel (Kansas City)

6550 Winchester Avenue
Kansas City, MO 64133
Phone: (816) 222-5500
Fax: (816) 358-5479
Online: www.myspectrumsports.com
Sports Director: Shawn Beldin

WICHITA

KAKE (ABC Affiliate Channel 10)

1500 N. West Street
Wichita, KS 67203
Phone: (316) 943-4221/(316) 946-1397
Fax: (316) 943-5374
Online: www.kake.com
Sports Director: Chase Shannon
Reporter: Austin Clift

KSN (NBC Affiliate Channel 3)

833 N. Main Street
Wichita, KS 67203
Phone: (316) 265-3333/(316) 292-1111
Fax: (316) 292-1195
Online: www.ksn.com
Sports Director: Elliott Polakoff
Reporter: Kendra Douglas

KWCH (CBS Affiliate Channel 12)

2815 E. 37th Street
Wichita, KS 67219
Phone: (316) 838-1212/(316) 831-6140
Fax: (316) 831-6180
Online: www.kwch.com
Reporters: Jacob Albracht, Arielle Orsuto

RADIO

K-State Sports Network

1800 College Avenue
Manhattan, KS 66502
Phone: (785) 532-1000
Fax: (785) 532-2004
General Manager: Ben Boyle

KMAN/K-ROCK (1350 KMAN/101.5 FM)

2414 Casement Road
Manhattan, KS 66502
Phone: (785) 776-1350
Fax: (785) 539-1000
Online: www.1350kman.com
Program Director: Dave Lewis
Sports Director: John Kurtz

KQLA/KJCK (103.5 FM/94.5 FM)

PO Box 789
Junction City, KS 66441
Phone: (785) 587-0103/(785) 762-5525
Fax: (785) 762-5387
Online: www.kqla.com/www.kjck.com
Program Director: Jerry Brecheisen
News Director: Dewey Terrill

KCSP (610 AM)

4935 Belinder Road
Westwood, KS 66205
Phone: (913) 677-8998
Fax: (913) 677-8080
Online: www.610sports.com
Program Director: John Hanson

KGSO (1410 AM)

1632 South Maize Road
Wichita, KS 67209
Phone: (316) 721-4407
Fax: (316) 721-8276
Sports Director: Chris Solwecki

KSAL (1150 AM)

Box 80
Salina, KS 67402
Phone: (785) 823-1111
Fax: (785) 823-2034
Online: www.ksalink.com
Sports Director: Mike Hammett

WHB (810 AM)

6721 W. 121st Street
Overland Park, KS 66209
Phone: (913) 344-1500
Fax: (913) 344-1599
Online: www.810whb.com
Sports Director: Kevin Kietzman

WIBW (580 AM)

Box 1818
Topeka, KS 66601
Phone: (785) 272-3456
Fax: (785) 228-7282
Online: www.580wibw.com
Sports Director: Jake Lebahn
Reporters: Alex Gold, Pat Strathman

LODGING

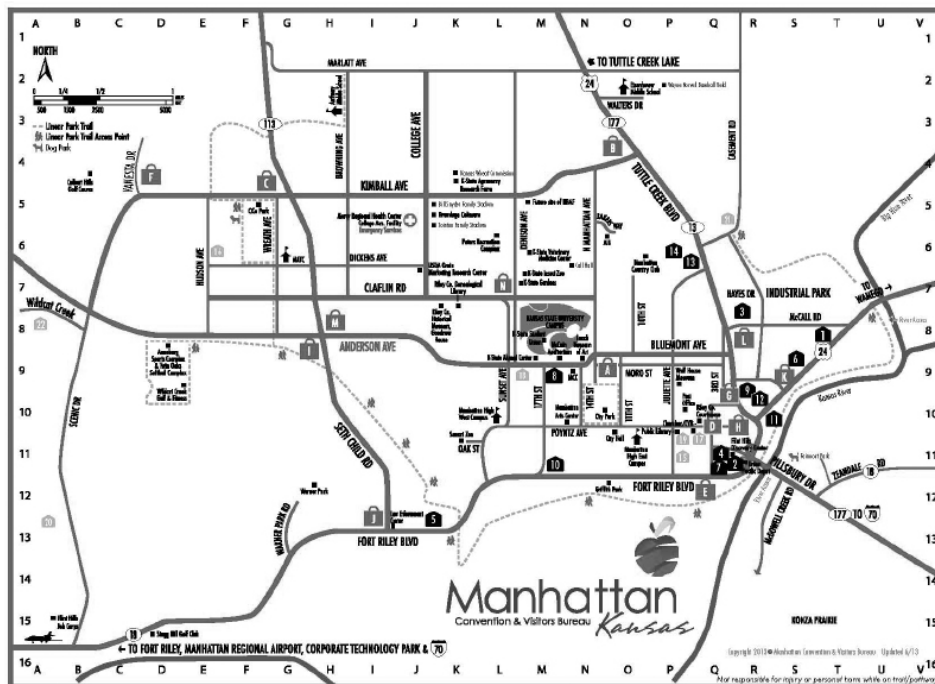
Bluemont Hotel	
1212 Bluemont Ave.....	(785) 473-7091
Candlewood Inn & Suites	
210 Blue Earth Place.....	(785) 320-7995
Comfort Inn	
150 E. Poyntz Ave.....	(785) 770-8000
Comfort Suites	
1020 Hostetler Dr.....	(785) 539-9449
Courtyard by Marriott - Junction City	
310 Hammons.....	(785) 210-1500
Days Inn	
1501 Tuttle Creek Blvd.....	(785) 539-5391
Fairfield Inn by Marriott	
300 Colorado St.....	(785) 539-2400
Four Points by Sheraton	
530 Richards Dr.....	(785) 539-5311
Guest Haus Bed & Breakfast	
1724 Sheffield Circle.....	(785) 776-6543
Hampton Inn	
501 E. Poyntz.....	(785) 539-5000
Hilton Garden Inn	
410 S. 3rd St.....	(785) 532-9116
Holiday Inn at the Campus	
17th & Anderson.....	(785) 539-7531
Motel 6	
510 Tuttle Creek Blvd.....	(785) 537-1022
Parkwood Inn and Suites	
505 17th St.....	(785) 320-5440
Super 8	
200 Tuttle Creek Blvd.....	(785) 537-8468

TRANSPORTATION

Black Car Airport Sedan & SUV	
Manhattan.....	(785) 410-8483
Manhattan Airport	
5500 Fort Riley Blvd.....	(785) 587-4567
Avis Rent-A-Car	
5500 Fort Riley Blvd.....	(785) 539-0900
Enterprise Rent-A-Car	
4810 Skyway Dr.....	(785) 537-6000
Hertz Rent-A-Car	
5500 Fort Riley Blvd.....	(785) 539-0261
National Car Rental	
5500 Fort Riley Blvd.....	(785) 539-8814

RESTAURANTS

Applebee's Bar & Grill	
Manhattan Town Center.....	(785) 537-0408
Bourbon and Baker	
312 Poyntz Ave.....	(785) 320-4959
Buffalo Wild Wings Grill & Bar	
1231 Moro.....	(785) 323-9464
Carlos O'Kelly's Mexican Cafe	
622 Tuttle Creek Blvd.....	(785) 537-4688
Chili's Bar & Grill	
213 Fort Riley Blvd.....	(785) 537-1250
Chipotle Mexican Grill	
606 N. Manhattan.....	(785) 587-8052
CoCo Bolo's	
1227 Bluemont Ave.....	(785) 537-4700
Cox Bros. BBQ	
223 McCall Rd.....	(785) 539-0770
Early Edition (Breakfast)	
3210 Kimball Rd.....	(785) 539-3255
Famous Dave's BBQ	
910 Commons Place.....	(785) 537-2401
Goodcents Deli Fresh Subs	
1317 Anderson Ave.....	(785) 539-1900
Harry's Uptown	
418 Poyntz Ave.....	(785) 537-1300
Hibachi Hut	
429 Poyntz Ave.....	(785) 320-5757
Keltic Star	
1215 Moro.....	(785) 320-7456
Little Apple Brewing Company	
Westloop Shopping Center.....	(785) 539-5500
Longhorn Steakhouse	
505 Tuttle Creek Blvd.....	(785) 532-9061
McAlister's Deli	
421 Tuttle Creek Blvd.....	(785) 539-0610
Old Chicago	
2001 Clock Tower Place.....	(785) 537-3322
Olive Garden	
715 Tuttle Creek Blvd.....	(785) 537-2445
Panera Bread	
315 Southwind Place.....	(785) 539-7500
Powercat Sports Grill	
3011 Anderson Ave.....	(785) 320-4662
Rambler's Steakhouse	
8711 E. Highway 24.....	(785) 539-4989
Rock-A-Belly Bar & Deli	
718 N. Manhattan Ave.....	(785) 539-8033
So Long Saloon	
1130 Moro.....	(785) 537-9292
Taco Lucha	
1130 Moro.....	(785) 320-5255
The Chef (Breakfast)	
111 S. 4th St.....	(785) 537-4100



PLACES OF NOTE IN MANHATTAN

Hotels: 1. Best Western; 2. Candlewood Suites; 3. Comfort Suites; 4. Fairfield Inn; 5. Four Points by Sheraton; 6. Hampton Inn; 7. Hilton Garden Inn & Suites; 8. Holiday Inn at the Campus; 9. Motel 6; 10. Parkwood Inn & Suites; 11. Quality Inn & Suites; 12. Super 8; 13. America's Best Value Inn; 14. Regency Inn.

Shopping Centers: A. Aggieville; B. Blue Hills; C. Candlewood; D. Downtown Manhattan; E. Fort Riley Blvd.; F. Grand Mere Village; G. Manhattan Marketplace; H. Manhattan Town Center; I. Plaza West; J. Seth Child Commons; K. Town East; L. Wal-Mart Center; M. Westloop; N. Wildcat Landing



DIRECTIONS TO AHEARN FIELD HOUSE

From the West (Manhattan Airport)

Take Kansas Highway 18 East into Manhattan. Turn left onto Yuma St. Continue onto 17th St. Ahearn Field House will be on your left as you enter the Kansas State campus (after the intersection of Anderson Ave and 17th St.).

From the East (Kansas City)

Exit I-70 at Highway 177 (exit 313) and head North on 177 until reaching Manhattan. Take the KS-18/KS-177 ramp to Ft. Riley Blvd/Tuttle Creek Blvd. Turn right onto KS-177 S/KS-18 W (Fort Riley Blvd). Turn right onto Yuma St. Continue onto S. 17th St. Ahearn Field House will be on your left as you enter the Kansas State campus (after the intersection of Anderson Ave and 17th St.).

PRESEASON INFO



7 \ kylee zumach

2018 OL

11

K-State returns 11 letterwinners from last year's team, most since the 2016 season.

1,058

Number of kills in Kylee Zumach's career. She became the fifth Wildcat to reach the 1,000-kill Club to play her entire career in the rally-scoring era. She enters 2018 as the Big 12's active leader in kills.

5

The Wildcats return 5 starters plus their libero, losing only senior Bryna Vogel from last year's starting rotation.

K-State's roster features 10 underclassmen, including eight freshman and redshirts (most freshmen since 2014).

TEN

7

K-State returns its statistical leader in seven major categories (kills, hitting percentage, digs, assists, service aces, blocks, points).

FLOWERS

Macy Flowers is coming off a career junior season in which she set career highs in:

- Block assists (85)
- Total blocks (89)
- Blocks/set (1.22)
- Kills (119)
- Points (172.5)

2018 K - STATE ROSTER (BY POSITION)

OUTSIDES

ARCHIBONG
CARLSON
HEYNE
SCHULTEJANS
ZUMACH*

OPPOSITES

BONDE
MUTIRI

MIDDLES

FLOWERS*
GYIMES
HOLLYWOOD
SANDBOTHE*
VERNON
WILLIAMS

SETTERS

DIXON*
K. SMITH

DS/LIBEROS

FAIRFIELD*
KILLEEN*
J. SMITH
WEBER

*STARTER IN 2017

18TH SEASON

Head coach Suzie Fritz returns for her 18th season leading K-State. The Wildcats' winningest coach is 5 wins shy of moving into 4th in Big 12 history and 11 away from becoming the league's third-winningest coach.

CAREER & SCHOOL RECORD: 326-197 (.623)

COACHES & STAFF

Jeff Grove
Associate Head Coach (20th year)

Trent Sorensen
Assistant Coach (4th year)

Emily Trausch
Athletic Trainer (5th year)

Danny Cavender
Strength Coach (11th year)

Diana Loomis
Director of Operations (20th year)

PROGRAM HISTORY

First Season of Volleyball	1974
All-Time Record	826-643-12
All-Time Conference	272-298
All-Time Big 12	234-178
NCAA Tournament Appearances	17
NCAA Tournament Record	15-17
Last NCAA Tournament	2016
Conference Titles	1 (2003)

Arena	Ahearn Field House
Year Opened	1950
Capacity	5,000
All-Time Record	362-179-5

UTLOOK

.400

Peyton Williams had 10 matches hitting .400 or better, the most by a Wildcat since 2009 (Kelsey Chipman, 13). Williams finished the season 7th in the Big 12 with a .309 hitting percentage.

ZUMACH

> 5th Wildcat to reach 1,000-kill Club (rally-scoring era).
> Big 12's active leader in kills.
> Set a career high with 30 service aces in 2017.
> Named Preseason All-Big 12 for the second time in her career.

7

Macy Flowers led or tied for the team lead in blocks in each of the season's final seven matches (and eight of final nine overall) - the longest streak of her career.

2018 BIG 12 PRESEASON TEAM

NAME, SCHOOL	POS	HT	CL
Shelly Fanning, Baylor	MB	6-2	JR
Hannah Lockin, Baylor	S	6-0	SO
Yossiana Pressley, Baylor	OH	6-0	SO
Hali Hillegas, Iowa State	L	5-6	JR
Grace Lazard, Iowa State	MB	6-2	SR
Jess Schaben, Iowa State	OH	6-2	SR
Jada Burse, Kansas	OH	6-1	JR
Gabby Simpson, Kansas	S/RS	6-3	SR
Kylee Zumach, K-State	OH	6-4	R-SR
Alyssa Enneking, Oklahoma	OH	5-11	SR
Kylee McLaughlin, Oklahoma	S	6-1	SO
Anna Walsh, TCU	MB	6-2	SR
Yaasmeen Bedart-Ghani, Texas	OH	6-4	SR
Morgan Johnson, Texas	MB	6-3	SR
Micaya White, Texas	OH	6-1	JR
Missy Owens, Texas Tech	S	6-1	SR

2018 BIG 12 PRESEASON AWARDS

Player of the Year: Micaya White, Texas (OH, Jr.)
Freshman of the Year: Logan Eggleston, Texas (OH, Fr.)

7

5. Texas
10. Minnesota
14. UCLA
21. Baylor
25. Iowa State
RV Western Kentucky
RV Kansas

K-State's 2018 schedule features 7 teams that finished last season in the AVCA Coaches Top-25 Poll or received votes.

UCLA, Hawaii, Marquette,
Western Kentucky, Missouri
State, Oregon State,
Minnesota, Texas, Iowa State,
Kansas, Baylor

11

K-State's 2018 schedule features 11 teams (15 matches) that made the NCAA Tournament a year ago.

2018 OPPONENTS

Team	2017 Record	Final RPI
UCLA*	21-11	11
Hawaii*	20-8	40
Gonzaga	14-16	151
Marquette*	22-10	33
Saint Louis	13-15	157
Western Kentucky*	31-4	29
Missouri State*	28-6	36
North Texas	29-4	51
Oregon State*	21-12	34
Omaha	10-18	225
UMKC	9-19	270
Green Bay	17-16	100
Minnesota*	28-6	7
Texas*	27-3	6
Oklahoma	7-22	138
West Virginia	21-13	63
TCU	15-17	69
Texas Tech	19-15	87
Iowa State*	22-7	16
KU*	22-8	20
Baylor*	24-7	17
COMBINED: 420-300 (.583)		AVG: 74

*NCAA Tournament team in 2017
(10 combined tourney wins)

5

> Flowers
(2015 All-Freshman Team)
> Sandbothe
(2016 All-Freshman Team)
> Schultejans
(2015 All-Freshman Team)
> Williams
(2017 All-Freshman Team)
> Zumach
(2014 All-Big 12, All-Freshman Team)

K-State's roster features 5 players who have earned All-Big 12 honors in their careers.

%RETURNING

Kills* > 82.6% | **Digs*** > 70.7% | **Assists*** > 63.4% | **Blocks*** > 74.5%
Aces* > 67.9% | **Points*** > 82.0% | **Sets Played*** > 81.2%

*Denotes leader in category returns

2018 BIG 12 PRESEASON COACHES POLL

RK	TEAM (First-Place Votes)	Points
1.	Texas (7)	63
2.	Baylor (3)	58
3.	Iowa State	49
4.	Kansas	42
5.	K-State	32
6.	TCU	26
7.	Texas Tech	23
8.	Oklahoma	21
9.	West Virginia	10



2018 SCHEDULE

DATE	DAY	OPPONENT	LOCATION	TIME (CT)
August 17	Friday	at Creighton (Exhibition)	Omaha, Neb.	6:30 pm
<i>Texaco Rainbow Wahine Invitational (Stan Sheriff Center)</i>				
August 24	Friday	vs. UCLA	Honolulu, Hawaii	9:45 pm
August 25	Saturday	at Hawaii	Honolulu, Hawaii	11:59 pm
August 26	Sunday	vs. Gonzaga	Honolulu, Hawaii	7:45 pm
<i>Marcia E. Hamilton Classic (Chaifetz Pavilion)</i>				
August 31	Friday	vs. Marquette	St. Louis, Mo.	3:30 pm
September 1	Saturday	at Saint Louis	St. Louis, Mo.	12 pm
September 1	Saturday	vs. Western Kentucky	St. Louis, Mo.	5 pm
September 4	Tuesday	MISSOURI STATE	AHEARN FIELD HOUSE	6 pm
<i>K-State Invitational</i>				
September 7	Friday	NORTH TEXAS	AHEARN FIELD HOUSE	12 pm
September 7	Friday	OREGON STATE	AHEARN FIELD HOUSE	7:30 pm
September 8	Saturday	OMAHA	AHEARN FIELD HOUSE	6 pm
September 11	Tuesday	at UMKC	Kansas City, Mo.	6 pm
<i>Gopher Fall Classic (Maturi Pavilion)</i>				
September 14	Friday	vs. Green Bay	Minneapolis, Minn.	TBA
September 15	Saturday	at Minnesota	Minneapolis, Minn.	TBA
September 19	Wednesday	TEXAS*	AHEARN FIELD HOUSE	6 pm
September 21	Friday	at Oklahoma*	Norman, Okla.	7 pm
September 26	Wednesday	at West Virginia*	Morgantown, W.Va.	7 pm
September 29	Saturday	TCU*	AHEARN FIELD HOUSE	TBA
October 3	Wednesday	at Texas Tech*	Lubbock, Texas	8 pm
October 10	Wednesday	IOWA STATE*	AHEARN FIELD HOUSE	7 pm
October 17	Wednesday	KU*	AHEARN FIELD HOUSE	8 pm
October 20	Saturday	at Baylor*	Waco, Texas	6:30 pm
October 24	Wednesday	OKLAHOMA*	AHEARN FIELD HOUSE	7 pm
October 26	Friday	at Iowa State*	Ames, Iowa	7 pm
November 3	Saturday	WEST VIRGINIA*	AHEARN FIELD HOUSE	8 pm
November 7	Wednesday	at Texas*	Austin, Texas	7 pm
November 10	Saturday	BAYLOR*	AHEARN FIELD HOUSE	TBA
November 14	Wednesday	at KU*	Lawrence, Kan.	7 pm
November 17	Saturday	TEXAS TECH*	AHEARN FIELD HOUSE	TBA
November 21	Saturday	at TCU*	Fort Worth, Texas	7 pm

*Big 12 Match

November 29-December 1	NCAA Tournament First/Second Rounds
December 7-8	NCAA Tournament Regionals
December 13-15	NCAA Tournament Championship (Target Center - Minneapolis, Minn.)

SCHEDULE BREAKDOWN

LOCATION	STATE	MONTH	CONFERENCE
Home: 12	Kansas: 13	August: 4	Non-conference: 13
Road: 12	Missouri: 4	September: 13	C-USA: 2
Neutral: 5	Texas: 4	October: 6	Pac-12: 2
	Hawaii: 3	November: 6	Atlantic 10: 1
	Minnesota: 2		BIG EAST: 1
	Iowa: 1		Big West: 1
	Oklahoma: 1		Big Ten: 1
	West Virginia: 1		Horizon: 1
			Missouri Valley: 1
			Summit League: 1
			WAC: 1
			West Coast: 1
			Big 12 Conference: 16



2018 ROSTER

#	NAME	HT	POS	YR-EXP	HOMETOWN (LAST SCHOOL)
1	Reilly Killeen	5-4	DS/L	SR-TR-1L	Honolulu, Hawaii (Arizona)
2	Elle Sandbothe	6-0	MB	JR-2L	Lee's Summit, Mo. (Lee's Summit West HS)
3	Alyssa Schultejans	6-3	OH	SR-3L	Silver Lake, Kan. (Silver Lake HS)
4	Sarah Dixon	5-9	S	JR (RS)-TR-1L	Chino Hills, Calif. (Arizona)
5	Kayley Hollywood	6-5	MB	FR-HS	Sugar Land, Texas (Fort Bend Austin HS)
6	Jacque Smith	5-7	DS/L	FR (RS)-HS	Kansas City, Mo. (St. Teresa's Academy)
7	Kylee Zumach	6-4	OH	SR (RS)-3L	Buffalo, Minn. (Buffalo HS)
8	Kenzie Smith	5-9	S	FR-HS	Manhattan, Kan. (Manhattan HS)
9	Abigail Archibong	6-1	OH/MB	FR-HS	Shawnee, Kan. (Mill Valley HS)
10	Brooke Heyne	5-11	OH	FR (RS)-HS	Omaha, Neb. (Skutt Catholic HS)
11	Peyton Williams	6-4	MB	SO (RS)-1L	Topeka, Kan. (Cair Paravel Latin School)
12	Macy Flowers	6-3	MB	SR-3L	Chanute, Kan. (Chanute HS)
14	Megan Vernon	6-2	MB	FR (RS)-HS	Mississauga, Ontario, Canada (St. Joan of Arc Catholic)
15	Holly Bonde	6-2	OH/OPP	FR-HS	Minooka, Ill. (Minooka Community HS)
16	Zsafia Gyimes	6-1	MB	SR-3L	Budapest, Hungary
17	Brynn Carlson	6-4	OH	SO-1L	Woodbury, Minn. (Cretin-Derham Hall HS)
18	Gloria Mutiri	6-2	OPP	FR-HS	Sand Springs, Okla. (Charles Page HS)
20	Mckenzi Weber	5-7	DS/L	JR-2L	Overland Park, Kan. (Bishop Miege HS)
21	Devan Fairfield	5-7	DS/L	SR (RS)-3L	Grain Valley, Mo. (Grain Valley HS)

Head Coach:

Associate Head Coach:

Assistant Coach:

Athletic Trainer:

Director of Operations:

Suzie Fritz (Florida Atlantic, '94) - 18th season

Jeff Grove (Azusa Pacific, '91) - 20th season

Trent Sorensen (BYU, '08) - 4th season

Emily Trausch (Nebraska Wesleyan, '10) - 5th season

Diana Loomis (Manhattan Christian College, '03) - 20th season

ROSTER BREAKDOWN

ALPHABETICAL

Archibong, Abigail (#9)
Bonde, Holly (#15)
Carlson, Brynn (#17)
Dixon, Sarah (#4)
Fairfield, Devan (#21)
Flowers, Macy (#12)
Gyimes, Zsafia (#16)
Heyne, Brooke (#10)
Hollywood, Kayley (#5)
Killeen, Reilly (#1)
Mutiri, Gloria (#18)
Sandbothe, Elle (#2)
Schultejans, Alyssa (#3)
Smith, Jacque (#6)
Smith, Kenzie (#8)
Vernon, Megan (#14)
Weber, Mckenzi (#20)
Williams, Peyton (#11)
Zumach, Kylee (#7)

BY CLASS

FRESHMEN: 8

Abigail Archibong (#9)
Holly Bonde (#15)
Brooke Heyne (#10)
Kayley Hollywood (#5)
Gloria Mutiri (#18)
Jacque Smith (#6)
Kenzie Smith (#8)
Megan Vernon (#14)

SOPHOMORES: 2

Brynn Carlson (#17)
Peyton Williams (#11)

JUNIORS: 3

Sarah Dixon (#4)
Elle Sandbothe (#2)
Mckenzi Weber (#20)

SENIORS: 6

Devan Fairfield (#21)
Macy Flowers (#12)
Zsafia Gyimes (#16)
Reilly Killeen (#1)
Alyssa Schultejans (#3)
Kylee Zumach (#7)

BY STATE/COUNTRY

CALIFORNIA: 1

Sarah Dixon (#4)

CANADA: 1

Megan Vernon (#14)

HAWAII: 1

Reilly Killeen (#1)

HUNGARY: 1

Zsafia Gyimes (#16)

ILLINOIS: 1

Holly Bonde (#15)

KANSAS: 6

Abigail Archibong (#9)
Macy Flowers (#12)
Alyssa Schultejans (#3)
Kenzie Smith (#8)
Mckenzi Weber (#20)
Peyton Williams (#11)

MINNESOTA: 2

Brynn Carlson (#17)
Kylee Zumach (#7)

MISSOURI: 3

Devan Fairfield (#21)
Elle Sandbothe (#2)
Jacque Smith (#6)

NEBRASKA: 1

Brooke Heyne (#10)

OKLAHOMA: 1

Gloria Mutiri (#18)

TEXAS: 1

Kayley Hollywood (#5)

LETTERWINNERS RETURNING (11)

NAME	POS	HT	CL	2017 STATS
Brynn Carlson	OH	6-4	SO	1.54 KPS, .187%, 49 blocks
Sarah Dixon*	S	5-9	JR	6.38 APS, 2.07 DPS, 18 aces
Devan Fairfield	DS/L	5-7	SR	169 digs, 1.51 DPS, 10 assists
Macy Flowers	MB	6-3	SR	1.63 KPS, .220%, 1.22 BPS, 7 aces
Zsafia Gyimes	MB	6-1	SR	30 kills, 7 aces, 21 blocks
Reilly Killeen*	DS/L	5-4	SR	412 digs, 3.55 DPS, 19 aces
Elle Sandbothe*	MB	6-0	JR	1.35 KPS, .178%, 0.69 BPS
Alyssa Schultejans	OH	6-3	SR	2.31 KPS, .143%, 0.52 DPS, 0.34 BPS
Mckenzi Weber	DS/L	5-7	JR	2 sets played, 1 dig
Peyton Williams*	MB	6-4	SO	1.87 KPS, .309%, 88 blocks, 0.86 BPS
Kylee Zumach*	OH	6-4	SR	3.02 KPS, .224%, 1.56 DPS, 30 aces

LETTERWINNERS LOST (4)

NAME	POS	HT	CL	2017 STATS
Cheyenne Hooper	OPP/MB	6-6	SO	7 kills, 5 blocks
Maureen Schick	DS	5-7	SO	17 digs, 1 ace
Brooke Smith	S/DS	5-10	SR	4.71 APS, 27 aces, 1.71 DPS
Bryna Vogel*	OPP	6-0	SR	2.42 KPS, .259%, 3.10 DPS, 56 blocks

REDSHIRTS (3)

NAME	POS	HT	CL	LAST SCHOOL
Brooke Heyne	OH	5-11	FR	Skutt Catholic HS
Jacque Smith	DS/L	5-7	FR	St. Teresa's Academy
Megan Vernon	MB	6-2	FR	St. Joan of Arc Christian

NEWCOMERS (5)

NAME	POS	HT	CL	LAST SCHOOL
Abigail Archibong	OH/MB	6-1	FR	Mill Valley HS
Holly Bonde	OH	6-2	FR	Minooka Community HS
Kayley Hollywood	MB	6-5	FR	Fort Bend Austin HS
Gloria Mutiri	OPP	6-2	FR	Charles Page HS
Kenzie Smith	S	5-9	FR	Manhattan HS

*Started in more than half of the matches in 2017

PRONUNCIATION GUIDE

HOLLY BONDE
BON-day

Brooke HEYNE
HEY-KNEE

ZSOFIA GYIMES
Sophia GHEE-mesh


GLORIA MUTIRI
MOO-tier-EE

ELLE SANDBOTHE
ELL-ee SAND-both-EE

Alyssa SCHULTEJANS
SHOOL-ee-ONS

MCKENZI WEBER
WEBBER

Kylee ZUMACH
ZOO-mock


1 
REILLY KILLEEN
 DS/L > 5-4 > SR
 HONOLULU, HAWAII

2 
ELLE SANDBOTHE
 MB > 6-0 > JR
 LEE'S SUMMIT, MO.


3 
ALYSSA SCHULTEJANS
 OH > 6-3 > SR
 SILVER LAKE, KAN.

4 
SARAH DIXON
 S > 5-9 > JR (RS)
 CHINO HILLS, CALIF.


5 
KAYLEY HOLLYWOOD
 MB > 6-5 > FR
 SUGAR LAND, TEXAS


6 
JACQUE SMITH
 DS/L > 5-7 > FR (RS)
 KANSAS CITY, MO.


7 
KYLEE ZUMACH
 OH > 6-4 > SR (RS)
 BUFFALO, MINN.

8 
KENZIE SMITH
 S > 5-9 > FR
 MANHATTAN, KAN.


9 
ABIGAIL ARCHIBONG
 MB/OH > 6-1 > FR
 SHAWNEE, KAN.

10 
BROOKE HEYNE
 OH > 5-11 > FR (RS)
 OMAHA, NEB.

11 
PEYTON WILLIAMS
 MB > 6-4 > SO (RS)
 TOPEKA, KAN.

12 
MACY FLOWERS
 MB > 6-3 > SR
 CHANUTE, KAN.

14 
MEGAN VERNON
 MB > 6-2 > FR (RS)
 MISSISSAUGA, ONTARIO, CANADA

15 
HOLLY BONDE
 OPP/OH > 6-2 > FR
 MINOOKA, ILL.

16 
ZSOFIA GYIMES
 MB > 6-1 > SR
 BUDAPEST, HUNGARY

17 
BRYNN CARLSON
 OH > 6-4 > SO
 WOODBURY, MINN.

18 
GLORIA MUTIRI
 OPP > 6-0 > FR
 SAND SPRINGS, OKLA.

20 
MCKENZI WEBER
 DS/L > 5-7 > JR
 OVERLAND PARK, KAN.

21 
DEVAN FAIRFIELD
 DS/L > 5-7 > SR (RS)
 GRAIN VALLEY, MO.

COACHING STAFF


SUZIE FRITZ
 HEAD COACH
 18TH SEASON


JEFF GROVE
 ASSOCIATE HEAD COACH
 20TH SEASON


TRENT SORENSEN
 ASSISTANT COACH
 4TH SEASON



2018

WILDCATS

2 \ elle sandbothe



9

abigail ARCHIBONG

OUTSIDE HITTER/MIDDLE BLOCKER

FRESHMAN \ \ 6-1

SHAWNEE, KAN. \ \ MILL VALLEY HS



HIGH SCHOOL

Attended Mill Valley High School in Shawnee, Kansas ... Was a three-year varsity letterwinner in volleyball while at Mill Valley and also lettered in track and field ... Led Mill Valley to semifinal round of the substate tournament in Pittsburg, Kansas, in her senior season ... She was voted Offensive Player of the Year and Best Teammate on her squad while also receiving an all-conference academic honorable mention honor ... Played club volleyball for Club North ... Graduated early and joined the K-State program in the spring of 2018.

PERSONAL

Born on July 7, 2000 in Shawnee, Kansas ... Parents are Godfrey and Christiana Archibong ... Has four siblings, two brothers and two sisters ... Involved in journalism, psychology club and Spanish National Honors Society in high school ... Credits her parents as having the biggest influence in her life ... Wants to become a family practitioner or dermatologist ... Chemistry major.

CAREER HONORS

CAREER HIGHS

Kills: -- --
Att %: -- --
Blocks: -- --
Aces: -- --
Points: -- --

BIG 12 HIGHS

Kills: -- --
Att %: -- --
Blocks: -- --
Aces: -- --
Points: -- --



15

holly BONDE

OUTSIDE HITTER/OPPOSITE

FRESHMAN \ \ 6-2

MINOOKA, ILL. \ \ MINOOKA COMMUNITY HS



(BOND)



HIGH SCHOOL

Attended Minooka Community High School in Minooka, Illinois ... Led her squad to back-to-back runner-up finishes at the Illinois High School Association State Tournament after becoming sectional, regional and super-sectional champions ... All-State Honorable Mention ... Selected Plainfield North All-Tournament, all-area and all-conference ... Averaged over 3.00 kills per set while hitting over .450 her senior season ... Accumulated over 600 kills, 470 digs, 330 blocks and 60 aces in her career ... Member of National Honors Society.

PERSONAL

Parents are Sven and Pam Bonde ... Has two sisters, Heather and Heidi, and one brother, Sven ... Credits her parents as being the biggest influence in her life ... Open option major.

CAREER HONORS

CAREER HIGHS

Kills: -- --
Att %: -- --
Digs: -- --
Blocks: -- --
Aces: -- --
Points: -- --

BIG 12 HIGHS

Kills: -- --
Att %: -- --
Digs: -- --
Blocks: -- --
Aces: -- --
Points: -- --



17

brynn CARLSON

OUTSIDE HITTER

SOPHOMORE \ \ 6-4

WOODBURY, MINN. \ \ CRETIN-DERHAM HS



2017 (FRESHMAN)

Named to the Beaver State Classic All-Tournament Team in the season's opening weekend after posting eight kills in back-to-back matches against just one error against Idaho and Oregon State ... Started eight matches during her freshman season, averaging 1.54 kills per set while hitting .187 and 0.48 blocks per set (49 total blocks) ... Recorded a season-high 15 kills vs. UMKC on Sept. 12 while hitting .400 (3e-30ta) ... Posted a season-best eight blocks at Texas Tech on Oct. 28 ... Reached double-figure kills three times in her initial campaign, including two during Big 12 play (11 at Texas Tech, 10 at TCU) ... In conference-only matches, she registered 1.54 kills per set and hit .161 with 0.51 blocks per set (30 total blocks). Tallied multiple service aces twice in the season's final five matches (at Kansas, vs. Oklahoma) as she ended the season with five aces.

HIGH SCHOOL

A four-year letterwinner at Cretin-Derham in St. Paul, Minnesota ... A captain of her varsity team, Carlson led her team to two conference titles and was an all-conference selection three times while she was twice named all-state ... She finished No. 10 in the state with 433 kills her senior season and ended her high-school career with 1,135 kills ... Enrolled at K-State a semester early and joined the program in the spring of 2017.

CLUB

Northern Lights ... Won two national championships and was named a 2015 AAU All-American.

PERSONAL

Born in St. Paul, Minnesota ... Parents are Marc and Sheri Carlson ... Has four younger siblings: Ben, Britt, Brayden and Bode ... Father Marc played basketball at Iowa State and mother Sheri is a hall of fame volleyball player at St. Cloud State ... Dietetics major.

2017 MATCH BY MATCH

Date	Opponent	SP	K	E	TA	Pct	A	SA	SE	RE	DIG	BS	BA	BE	Tot	BHE	PTS
Aug 25	vs Pacific	1	0	0	1	.000	0	0	0	0	0	0	1	0	1.0	0	0.5
Aug 26	vs Idaho	2	8	0	15	.533	0	0	0	0	1	0	0	0	0.0	0	8.0
Aug 26	at Oregon State	3	8	1	21	.333	0	0	1	0	1	0	3	0	3.0	0	9.5
Aug 31	ARKANSAS	5	4	2	16	.125	0	0	0	0	2	0	2	0	2.0	0	5.0
Sep 1	SYRACUSE	2	0	2	2	-1.000	0	0	0	0	1	0	0	0	0.0	0	0.0
Sep 2	#6 WISCONSIN	3	2	2	8	.000	0	0	0	0	1	0	0	0	0.0	0	2.0
Sep 7	vs North Florida	4	6	5	17	.059	0	0	0	0	0	0	1	0	1.0	0	6.5
Sep 8	vs Xavier	3	3	0	7	.429	0	0	0	0	3	0	2	0	2.0	0	4.0
Sep 8	at Georgia Tech	5	6	0	17	.353	0	0	0	0	0	0	3	0	3.0	0	7.5
Sep 12	UMKC	4	15	3	30	.400	0	0	0	0	2	0	0	0	0.0	0	15.0
Sep 14	at Omaha	4	5	1	22	.182	0	0	0	0	2	0	2	1	2.0	0	6.0
Sep 15	vs #10 Nebraska	3	4	4	13	.000	0	0	0	0	0	0	0	0	0.0	0	4.0
Sep 16	vs UNI	5	7	3	26	.154	0	0	0	0	1	1	4	1	5.0	0	10.0
Sep 20	at Oklahoma	5	5	2	16	.188	0	0	0	0	1	0	2	0	2.0	0	6.0
Sep 24	#12 KU	5	6	1	16	.312	0	0	0	0	0	0	2	0	2.0	0	7.0
Sep 30	at #5 Texas	3	1	1	8	.000	0	0	0	0	2	0	0	0	0.0	0	1.0
Oct 4	at TCU	4	10	2	26	.308	0	0	0	0	2	0	1	0	1.0	0	10.5
Oct 7	TEXAS TECH	5	6	2	36	.111	0	0	0	0	1	0	1	0	1.0	0	6.5
Oct 11	at #23 Iowa State	3	6	5	26	.038	0	0	0	0	0	0	1	0	1.0	0	6.5
Oct 14	#25 BAYLOR	4	7	3	17	.235	0	0	0	0	2	0	1	0	1.0	0	7.5
Oct 21	at West Virginia	5	8	2	22	.273	0	0	0	0	0	0	3	0	3.0	0	9.5
Oct 25	#22 IOWA STATE	3	9	3	22	.273	0	0	0	0	3	0	0	0	0.0	0	9.0
Oct 28	at Texas Tech	5	11	2	39	.231	0	0	1	0	9	0	8	0	8.0	0	15.0
Nov 1	#3 TEXAS	5	8	4	34	.118	1	0	1	0	3	0	2	1	2.0	0	9.0
Nov 8	at #11 KU	4	3	4	14	-.071	0	2	1	0	3	0	3	0	3.0	0	6.5
Nov 11	TCU	2	0	2	8	-.250	0	0	0	0	1	0	0	1	0.0	0	0.0
Nov 15	at #19 Baylor	3	8	4	30	.133	0	1	1	0	4	0	4	0	4.0	0	11.0
Nov 18	OKLAHOMA	2	2	1	11	.091	0	2	2	1	1	1	1	0	2.0	0	5.5
Nov 22	WEST VIRGINIA	1	1	0	4	.250	0	0	0	0	0	0	0	0	0.0	0	1.0
Totals		103	159	61	524	.187	1	5	7	1	46	2	47	4	49.0	0	189.5

OVERALL CAREER

Season	SP	MP	K	K/S	E	TA	Pct	A	A/S	SA	SA/S	SE	DIG	D/S	RE	BS	BA	TB	B/S	BE	BHE	PTS	PTS/S
2017	103	29	159	1.54	61	524	.187	1	0.01	5	0.05	7	46	0.45	1	2	47	49	0.48	4	0	189.5	1.83
TOTAL	103	29	159	1.54	61	524	.187	1	0.01	5	0.05	7	46	0.45	1	2	47	49	0.48	4	0	189.5	1.83

BIG 12 CAREER

Season	SP	MP	K	K/S	E	TA	Pct	A	A/S	SA	SA/S	SE	DIG	D/S	RE	BS	BA	TB	B/S	BE	BHE	PTS	PTS/S
2017	59	16	91	1.54	38	329	.161	1	0.02	5	0.08	6	32	0.54	1	1	29	30	0.51	2	0	111.5	1.88
TOTAL	59	16	91	1.54	38	329	.161	1	0.02	5	0.08	6	32	0.54	1	1	29	30	0.51	2	0	111.5	1.88

CAREER HONORS

Academic All-Big 12 Rookie Team (2017-18)
Beaver State Classic All-Tournament (2017)
Big 12 Commissioner's Honor Roll (Spring '17)
Big 12 Commissioner's Honor Roll (Fall '17)

CAREER HIGHS

Kills: 15 9/12/17, UMKC
Att. %: .533 8/26/17, vs Idaho
Digs: 9 10/28/2017, at Texas Tech
Blocks: 8.0 10/28/2017, at Texas Tech
Aces: 2 2x; Last: 11/18/17, OKLAHOMA
Points: 15.0 2x, Last: 10/28/2017, at TTU

BIG 12 HIGHS

Kills: 11 10/28/2017, at Texas Tech
Att. %: .312 9/24/17, KU
Digs: 9 10/28/2017, at Texas Tech
Blocks: 8.0 10/28/2017, at Texas Tech
Aces: 2 2x; Last: 11/18/17, OKLAHOMA
Points: 15.0 10/28/2017, at Texas Tech

MISCELLANEOUS

	#17	Total
5+ Kills	18.....	18
10+ Kills	3.....	3
5+ Blocks	1.....	1
.300+ Hitting %	7.....	7
.400+ Hitting %	3.....	3
2+ Aces	2.....	2
5+ Digs	1.....	1
10+ Digs	0.....	0
Double-Doubles	0.....	0





4



sarah
DIXON

SETTER

JUNIOR (RS) \ \ 5-9

CHINO HILLS, CALIF. \ \ ARIZONA (CHINO HILLS HS)



2017 (REDSHIRT SOPHOMORE)

Played in all 116 sets in her first season on the floor for the Wildcats, recording a team-best 740 assists (6.38 assists/set) ... Named Academic All-Big 12 First Team and to the Big 12 Commissioner's Honor Roll ... Started 24 of 29 matches at setter and turned in a team-best 11 double-doubles ... Season-high 42 assists, four kills and three blocks in the season opener against Pacific (Aug. 25) ... Season-best 17 digs at Iowa State on Oct. 11 ... Recorded 18 service aces during the season (fourth on team) with a season-high four coming at West Virginia on Oct. 21 ... Five times tallied multiple aces ... Twelve matches with double-digit digs ... In Big 12 play, she handed out 361 assists (5.47 per set) and had 141 digs (2.14 per set) with 13 aces.

2016 (SOPHOMORE)

Did not appear in any matches (redshirt).

2015 (FRESHMAN)

Played at Arizona, serving as the backup setter and a defensive specialist ... Appeared in 19 sets, totaling 15 assists (0.79/set), 7 digs and an ace ... Season-high 7 assists and 2 digs on Sept. 19 vs. Savannah State.

HIGH SCHOOL

A four-year letterwinner at Chino Hills High School in Chino Hills, California ... Tabbed as the No. 30 recruit in the 2015 Signing Class by PrepVolleyball.com ... Under Armour Third Team All-American in 2014 ... Three-time first team all-region ... Team captain in her final three seasons ... Team MVP as a senior ... League leader in assists for three straight years (2012-14) ... Registered 985 assists, 245 digs, 66 kills, 52 aces and 23 blocks as a senior, helping her team win a league championship.

PERSONAL

Born in Loma Linda, California ... Parents are Michael and Lina Dixon ... Has one sister, Stefanie ... Communication Sciences and Distordres major.

CAREER HONORS

Academic All-Big 12 First Team (2017)
Big 12 Commissioner's Honor Roll (Fall '16)
Big 12 Commissioner's Honor Roll (Spring '17)
Big 12 Commissioner's Honor Roll (Fall '17)

CAREER HIGHS

Assists: 42 8/26/17, vs Idaho
Digs: 17 10/11/17, at Iowa State
Kills: 4 8/25/17, vs Pacific
Blocks: 3 2x, Last: 9/1/17, SYRACUSE
Aces: 4 10/21/17, at West Virginia
Points: 5.5 8/25/17, vs Pacific

BIG 12 HIGHS

Assists: 37 11/11/17, TCU
Digs: 17 10/11/17, at Iowa State
Kills: 1 5x; 11/18/17, OKLAHOMA
Blocks: -- --
Aces: 4 10/21/17, at West Virginia
Points: 4.0 10/21/17, at West Virginia

MISCELLANEOUS

	'17	Total
30+ Assists	13	13
40+ Assists	1	1
50+ Assists	0	0
5+ Digs	22	22
10+ Digs	12	12
2+ Aces	5	5
Double-Doubles	11	11

2017 MATCH BY MATCH

Date	Opponent	SP	K	E	TA	Pct	A	SA	SE	RE	DIG	BS	BA	BE	Tot	BHE	PTS
Aug 25	vs Pacific	4	4	0	9	.444	42	0	1	0	3	0	3	1	3.0	0	5.5
Aug 26	vs Idaho	3	0	1	3	-.333	33	2	1	0	5	0	0	0	0.0	0	2.0
Aug 26	at Oregon State	3	0	0	3	.000	32	0	1	0	8	0	1	0	1.0	0	0.5
Aug 31	ARKANSAS	5	1	0	1	1.000	31	0	2	0	10	0	0	0	0.0	1	1.0
Sep 1	SYRACUSE	4	2	0	2	1.000	38	1	2	0	5	0	3	1	3.0	1	4.5
Sep 2	#6 WISCONSIN	3	0	0	1	.000	20	0	0	0	7	0	1	0	1.0	0	0.5
Sep 7	vs North Florida	4	0	0	1	.000	30	0	4	0	5	0	1	0	1.0	1	0.5
Sep 8	vs Xavier	3	1	0	1	1.000	28	1	0	1	7	0	0	0	0.0	1	2.0
Sep 8	at Georgia Tech	5	0	0	1	.000	34	0	0	0	15	0	0	0	0.0	1	0.0
Sep 12	UMKC	4	0	0	0	.000	25	0	1	0	10	0	0	0	0.0	0	0.0
Sep 14	at Omaha	4	0	0	1	.000	20	1	0	0	10	0	0	0	0.0	0	1.0
Sep 15	vs #10 Nebraska	3	0	0	0	.000	12	0	2	0	3	0	0	0	0.0	0	0.0
Sep 16	vs UNI	5	0	0	1	.000	34	0	2	0	11	0	0	0	0.0	0	0.0
Sep 20	at Oklahoma	5	1	0	1	1.000	30	0	1	0	11	0	0	0	0.0	1	1.0
Sep 24	#12 KU	5	0	0	0	.000	32	0	1	0	9	0	0	0	0.0	2	0.0
Sep 30	at #5 Texas	3	0	0	1	.000	12	0	2	0	9	0	0	0	0.0	0	0.0
Oct 4	at TCU	4	0	2	2	-1.000	22	2	1	0	14	0	0	1	0.0	2	2.0
Oct 7	TEXAS TECH	5	1	0	1	1.000	19	0	1	0	13	0	0	0	0.0	0	1.0
Oct 11	at #23 Iowa State	3	0	0	0	.000	7	0	0	0	17	0	0	0	0.0	1	0.0
Oct 14	#25 BAYLOR	4	0	0	0	.000	18	3	0	0	3	0	0	0	0.0	0	3.0
Oct 21	at West Virginia	5	0	0	0	.000	26	4	3	0	10	0	0	0	0.0	1	4.0
Oct 25	#22 IOWA STATE	3	0	0	0	.000	13	0	0	0	7	0	0	0	0.0	0	0.0
Oct 28	at Texas Tech	5	0	0	0	.000	31	0	2	0	9	0	0	0	0.0	1	0.0
Nov 1	#3 TEXAS	5	0	1	1	-1.000	30	0	1	0	12	0	0	0	0.0	1	0.0
Nov 8	at #11 KU	4	0	1	1	-1.000	23	2	3	0	3	0	0	0	0.0	0	2.0
Nov 11	TCU	5	1	0	4	.250	37	0	1	0	4	0	0	0	0.0	1	1.0
Nov 15	at #19 Baylor	4	1	0	2	.500	23	1	1	0	11	0	0	0	0.0	0	2.0
Nov 18	OKLAHOMA	3	1	0	1	1.000	18	0	0	0	3	0	0	0	0.0	2	1.0
Nov 22	WEST VIRGINIA	3	0	0	1	.000	20	1	0	0	6	0	0	0	0.0	0	1.0
Totals		116	13	5	39	.205	740	18	33	1	240	0	9	3	9.0	17	35.5

2016 MATCH BY MATCH

Date	Opponent	SP	K	E	TA	Pct	A	SA	SE	RE	DIG	BS	BA	BE	Total	BHE	PTS
Aug 26	vs Arizona	DNP															
Aug 27	at #6 Hawaii	DNP															
Aug 28	vs #4 Wisconsin	DNP															
Sep 2	MICHIGAN	DNP															
Sep 3	TENNESSEE ST.	DNP															
Sep 3	GEORGIA TECH	DNP															
Sep 9	MISSISSIPPI ST.	DNP															
Sep 9	MIAMI (FL)	DNP															
Sep 10	LOYOLA	DNP															
Sep 13	CREIGHTON	DNP															
Sep 16	vs UMKC	DNP															
Sep 16	at Arkansas	DNP															
Sep 17	vs Southern Miss	DNP															
Sep 21	IOWA ST.	DNP															
Sep 25	at Baylor	DNP															
Oct 1	#4 TEXAS	DNP															
Oct 5	at Texas Tech	DNP															
Oct 8	TCU	DNP															
Oct 12	at #6 KU	DNP															
Oct 15	at Oklahoma	DNP															
Oct 22	WEST VIRGINIA	DNP															
Oct 26	at Iowa St.	DNP															
Oct 29	BAYLOR	DNP															
Nov 2	#4 KU	DNP															
Nov 5	at TCU	DNP															
Nov 9	at West Virginia	DNP															
Nov 16	OKLAHOMA	DNP															
Nov 19	at #7 Texas	DNP															
Nov 26	TEXAS TECH	DNP															
Dec 2	LIPSCOMB	DNP															
Dec 3	OHIO STATE	DNP															
Totals																	



OVERALL CAREER

Season	SP	MP	K	K/S	E	TA	Pct	A	A/S	SA	SA/S	SE	DIG	D/S	RE	BS	BA	TB	B/S	BE	BHE	PTS	PTS/S
2016																							
2017	116	29	13	0.11	5	39	.205	740	6.38	18	0.16	33	240	2.07	1	0	9	9	0.08	3	17	35.5	0.30
TOTAL	116	29	13	0.11	5	39	.205	740	6.38	18	0.16	33	240	2.07	1	0	9	9	0.08	3	17	35.5	0.30

BIG 12 CAREER

Season	SP	MP	K	K/S	E	TA	Pct	A	A/S	SA	SA/S	SE	DIG	D/S	RE	BS	BA	TB	B/S	BE	BHE	PTS	PTS/S
2016																							
2017	66	16	5	0.08	4	15	.067	361	5.47	13	0.20	17	141	2.14	0	0	0	0	0.00	1	12	18.0	0.27
TOTAL	66	16	5	0.08	4	15	.067	361	5.47	13	0.20	17	141	2.14	0	0	0	0	0.00	1	12	18.0	0.27



21



devan FAIRFIELD

DEFENSIVE SPECIALIST/LIBERO

SENIOR (RS) \ \ 5-7

GRAIN VALLEY, MO. \ \ GRAIN VALLEY HS



2017 (REDSHIRT JUNIOR)

Academic All-Big 12 Second Team ... Appeared in all 29 matches with 12 starts, including final six matches, and was fourth on team with 112 sets played ... Averaged 1.51 digs per set and 169 total digs ... Season-high 14 digs vs. Texas Tech on Oct. 7 and registered three matches in double-figure digs ... In Big 12 matches, she picked up 96 digs (1.45 per set) and twice reached at least 10 digs ... In total, she had five or more digs in 18 of 29 matches.

2016 (REDSHIRT SOPHOMORE)

Academic All-Big 12 Second Team ... Appeared in all 31 matches (118 of 119 sets), recording a career-high 187 digs (1.58/set) and three service aces ... Two aces came against Tennessee State (Sept. 3) ... Five times tallied at least 10 digs, with a career-high 17 against Georgia Tech on September 3 ... In Big 12 matches, averaged 1.41 digs/set (89 total digs).

2015 (REDSHIRT FRESHMAN)

Academic All-Big 12 Second Team ... Played in all 107 sets and registered 168 digs (1.57/set) ... 5+ digs in 16 matches ... 10+ digs in 3 matches, all of which were recorded over K-State's final 8 contests ... Averaged 2.1 digs/set in the final 8 matches of the season ... 1.64 digs/set in Big 12-only matches ... Season-high 14 digs in five-set win vs. Oklahoma on 11/11 ... Notched double-digit digs for the first time in her career on 10/31 vs. TCU (four sets) ... 11 digs in four sets vs. Wichita State in the NCAA Tournament on 12/4 ... 9 digs and 3 assists at Creighton on 9/20 ... Registered lone ace of the year on 10/24 at Texas Tech.

2014 (FRESHMAN)

Did not play (redshirt).

HIGH SCHOOL

Attended Grain Valley High School in Grain Valley, Missouri ... Lettered four years in volleyball, playing under head coach Keri Peterson ... All-Missouri Class 3 Second Team in 2013 ... Two-time all-state honorable mention (2011, 2012) ... Three-time all-district selection ... Three-time all-conference honoree ... Helped Grain Valley win its district and reach the state tournament in three straight years from 2011-13 ... Was a setter and outside hitter in high school ... Also a three-time letterwinner in soccer.

PERSONAL

Born on November 9, 1995 in Grain Valley, Missouri ... Daughter of Steve and Mikki Fairfield ... Has one sister, Sydney ... Worked with the school newspaper in high school ... Major is elementary education.

HONORS

Academic All-Big 12 Second Team (2017)
Academic All-Big 12 Second Team (2016)
Academic All-Big 12 Second Team (2015)
Big 12 Commissioner's Honor Roll (Fall '17)
Big 12 Commissioner's Honor Roll (Spring '17)
Big 12 Commissioner's Honor Roll (Fall '15)
Big 12 Commissioner's Honor Roll (Fall '14)

CAREER HIGHS

Digs: 17 9/3/16, GEORGIA TECH
Aces: 2 9/3/16, TENNESSEE STATE
Assists: 3 3x; Last: 11/9/16, at West Virginia

BIG 12 HIGHS

Digs: 14 2x, 10/7/17, TEXAS TECH
Aces: 1 10/24/15, at Texas Tech
Assists: 3 2x; Last: 11/9/16, at West Virginia

MISCELLANEOUS

	'17	'16	'15	Total
5+ Digs	18	17	16	49
10+ Digs	3	5	3	11
2+ Aces	0	1	0	1

2017 MATCH BY MATCH

Date	Opponent	SP	K	E	TA	Pct	A	SA	SE	RE	DIG	BS	BA	BE	Tot	BHE	PTS
Aug 25	vs Pacific	4	0	0	0	.000	0	0	0	0	7	0	0	0	0.0	0	0.0
Aug 26	vs Idaho	2	0	0	0	.000	0	0	0	0	1	0	0	0	0.0	0	0.0
Aug 26	at Oregon State	3	0	0	0	.000	1	0	0	0	9	0	0	0	0.0	0	0.0
Aug 31	ARKANSAS	4	0	0	0	.000	0	0	0	0	5	0	0	0	0.0	0	0.0
Sep 1	SYRACUSE	4	0	0	0	.000	0	0	0	2	5	0	0	0	0.0	0	0.0
Sep 2	#6 WISCONSIN	1	0	0	0	.000	0	0	0	0	0	0	0	0	0.0	0	0.0
Sep 7	vs North Florida	4	0	0	0	.000	0	0	0	1	5	0	0	0	0.0	0	0.0
Sep 8	vs Xavier	3	0	0	0	.000	1	0	0	0	4	0	0	0	0.0	0	0.0
Sep 8	at Georgia Tech	5	0	0	0	.000	1	0	0	0	6	0	0	0	0.0	0	0.0
Sep 12	UMKC	4	0	0	0	.000	0	0	0	0	9	0	0	0	0.0	0	0.0
Sep 14	at Omaha	4	0	0	0	.000	1	0	0	0	10	0	0	0	0.0	0	0.0
Sep 15	vs #10 Nebraska	3	0	0	0	.000	0	0	0	0	3	0	0	0	0.0	0	0.0
Sep 16	vs UNI	5	0	0	0	.000	2	0	0	0	9	0	0	0	0.0	0	0.0
Sep 20	at Oklahoma	5	0	0	0	.000	0	0	0	0	6	0	0	0	0.0	0	0.0
Sep 24	#12 KU	5	0	0	0	.000	0	0	0	3	5	0	0	0	0.0	0	0.0
Sep 30	at #5 Texas	3	0	0	0	.000	1	0	0	0	1	0	0	0	0.0	0	0.0
Oct 4	at TCU	4	0	0	0	.000	0	0	0	0	5	0	0	0	0.0	0	0.0
Oct 7	TEXAS TECH	5	0	0	0	.000	1	0	0	0	14	0	0	0	0.0	0	0.0
Oct 11	at #23 Iowa State	3	0	0	0	.000	0	0	0	0	6	0	0	0	0.0	0	0.0
Oct 14	#25 BAYLOR	4	0	0	0	.000	0	0	0	1	2	0	0	0	0.0	0	0.0
Oct 21	at West Virginia	5	0	0	0	.000	0	0	0	0	6	0	0	0	0.0	0	0.0
Oct 25	#22 IOWA STATE	3	0	0	0	.000	0	0	0	1	4	0	0	0	0.0	0	0.0
Oct 28	at Texas Tech	5	0	0	0	.000	1	0	0	1	9	0	0	0	0.0	0	0.0
Nov 1	#3 TEXAS	5	0	0	0	.000	0	0	0	0	9	0	0	0	0.0	0	0.0
Nov 8	at #11 KU	4	0	0	0	.000	0	0	0	0	4	0	0	0	0.0	0	0.0
Nov 11	TCU	5	0	0	0	.000	0	0	0	2	12	0	0	0	0.0	0	0.0
Nov 15	at #19 Baylor	4	0	0	0	.000	0	0	0	0	7	0	0	0	0.0	0	0.0
Nov 18	OKLAHOMA	3	0	0	0	.000	0	0	0	0	5	0	0	0	0.0	0	0.0
Nov 22	WEST VIRGINIA	3	0	0	0	.000	1	0	0	0	1	0	0	0	0.0	0	0.0
Totals		112	0	0	0	.000	10	0	0	11	169	0	0	0	0.0	0	0.0



2016 MATCH BY MATCH

Date	Opponent	SP	K	E	TA	Pct	A	SA	SE	RE	DIG	BS	BA	BE	Total	BHE	PTS
Aug 26	vs Arizona	4	0	0	0	.000	0	0	0	0	4	0	0	0	0.0	0	0.0
Aug 27	at #6 Hawaii	4	0	0	0	.000	0	0	0	0	8	0	0	0	0.0	0	0.0
Aug 28	vs #4 Wisconsin	3	0	0	0	.000	1	0	0	0	2	0	0	0	0.0	0	0.0
Sep 2	MICHIGAN	4	0	0	0	.000	0	0	0	0	7	0	0	0	0.0	0	0.0
Sep 3	TENNESSEE ST.	3	0	0	0	.000	0	2	0	1	12	0	0	0	0.0	0	2.0
Sep 3	GEORGIA TECH	5	0	0	0	.000	2	0	1	0	17	0	0	0	0.0	0	0.0
Sep 9	MISSISSIPPI ST.	4	0	0	0	.000	0	0	0	1	4	0	0	0	0.0	0	0.0
Sep 9	MIAMI (FL)	3	0	0	0	.000	0	0	0	1	6	0	0	0	0.0	0	0.0
Sep 10	LOYOLA	3	0	0	0	.000	0	0	0	1	6	0	0	0	0.0	0	0.0
Sep 13	CREIGHTON	4	0	0	0	.000	0	0	0	0	4	0	0	0	0.0	0	0.0
Sep 16	vs UMKC	4	0	0	0	.000	1	0	0	0	6	0	0	0	0.0	0	0.0
Sep 16	at Arkansas	3	0	0	0	.000	0	0	0	0	7	0	0	0	0.0	0	0.0
Sep 17	vs Southern Miss	4	0	0	0	.000	0	0	0	1	7	0	0	0	0.0	0	0.0
Sep 21	IOWA ST.	4	0	0	0	.000	1	0	0	1	5	0	0	0	0.0	0	0.0
Sep 25	at Baylor	3	0	0	0	.000	0	0	0	0	5	0	0	0	0.0	0	0.0
Oct 1	#4 TEXAS	5	0	0	0	.000	1	0	1	0	11	0	0	0	0.0	0	0.0
Oct 5	at Texas Tech	3	0	0	0	.000	0	0	0	0	3	0	0	0	0.0	0	0.0
Oct 8	TCU	4	0	0	0	.000	0	0	0	1	10	0	0	0	0.0	0	0.0
Oct 12	at #6 KU	3	0	0	0	.000	0	0	0	1	4	0	0	0	0.0	0	0.0
Oct 15	at Oklahoma	4	0	0	0	.000	0	0	0	0	2	0	0	0	0.0	0	0.0
Oct 22	WEST VIRGINIA	5	0	0	0	.000	1	0	0	1	3	0	0	0	0.0	0	0.0
Oct 26	at Iowa St.	4	0	0	0	.000	2	0	0	0	4	0	0	0	0.0	0	0.0
Oct 29	BAYLOR	4	0	0	0	.000	0	0	0	0	4	0	0	0	0.0	0	0.0
Nov 2	#4 KU	5	0	0	0	.000	0	0	0	1	10	0	0	0	0.0	0	0.0
Nov 5	at TCU	3	0	0	0	.000	0	0	0	1	4	0	0	0	0.0	0	0.0
Nov 9	at West Virginia	5	0	0	0	.000	3	0	0	1	6	0	0	0	0.0	0	0.0
Nov 16	OKLAHOMA	4	0	0	0	.000	0	0	0	0	9	0	0	0	0.0	0	0.0
Nov 19	at #7 Texas	4	0	0	0	.000	2	0	0	2	3	0	0	0	0.0	0	0.0
Nov 26	TEXAS TECH	3	0	0	0	.000	1	0	0	0	6	0	0	0	0.0	0	0.0
Dec 2	LIPSCOMB	2	0	0	0	.000	1	0	0	0	4	0	0	0	0.0	0	0.0
Dec 3	OHIO STATE	5	1	0	1	1.000	0	1	0	0	4	0	0	0	0.0	0	2.0
Totals		118	1	0	1	1.000	16	3	2	14	187	0	0	0	0.0	0	4.0

2015 MATCH BY MATCH

Date	Opponent	SP	K	E	TA	Pct	A	SA	SE	RE	DIG	BS	BA	BE	Total	BHE	PTS
Aug 28	vs Florida A&M	3	0	0	0	.000	0	0	0	0	3	0	0	0	0.0	0	0.0
Aug 29	vs Illinois State	5	0	0	0	.000	0	0	0	0	8	0	0	0	0.0	0	0.0
Aug 29	at Miami	5	1	0	1	1.000	0	0	0	1	7	0	0	0	0.0	0	1.0
Sep 04	GREEN BAY	3	0	0	0	.000	1	0	1	0	8	0	0	0	0.0	0	0.0
Sep 04	CAL	4	0	0	0	.000	0	0	0	0	4	0	0	0	0.0	0	0.0
Sep 05	UNLV	3	0	0	0	.000	0	0	0	0	4	0	0	0	0.0	0	0.0
Sep 11	vs VCU	4	0	0	0	.000	1	0	0	0	4	0	0	0	0.0	0	0.0
Sep 12	vs Seattle	3	0	0	0	.000	0	0	0	0	3	0	0	0	0.0	0	0.0
Sep 12	at Middle Tennessee	3	0	0	0	.000	1	0	0	0	1	0	0	0	0.0	0	0.0
Sep 18	vs Wisconsin	4	0	0	0	.000	0	0	0	0	6	0	0	0	0.0	0	0.0
Sep 19	vs Arkansas	5	0	0	0	.000	0	0	0	0	8	0	0	0	0.0	0	0.0
Sep 20	at Creighton	5	0	0	0	.000	3	0	0	1	9	0	0	0	0.0	0	0.0
Sep 23	at Kansas	4	0	0	0	.000	0	0	0	0	5	0	0	0	0.0	0	0.0
Sep 26	BAYLOR	3	0	0	0	.000	0	0	0	0	4	0	0	0	0.0	0	0.0
Oct 03	at TCU	5	0	0	0	.000	1	0	0	1	3	0	0	0	0.0	0	0.0
Oct 07	at Iowa State	3	0	0	0	.000	0	0	0	0	6	0	0	0	0.0	0	0.0
Oct 10	WEST VIRGINIA	3	0	0	0	.000	1	0	0	0	3	0	0	0	0.0	0	0.0
Oct 16	at Oklahoma	3	0	0	0	.000	0	0	0	1	3	0	0	0	0.0	0	0.0
Oct 21	TEXAS	3	0	0	0	.000	3	0	0	1	7	0	0	0	0.0	0	0.0
Oct 24	at Texas Tech	3	0	0	0	.000	0	1	0	0	6	0	0	0	0.0	0	1.0
Oct 28	at West Virginia	3	0	0	0	.000	0	0	0	0	3	0	0	0	0.0	0	0.0
Oct 31	TCU	4	0	0	0	.000	1	0	0	0	10	0	0	0	0.0	0	0.0
Nov 07	TEXAS TECH	3	0	0	0	.000	0	0	0	0	3	0	0	0	0.0	0	0.0
Nov 11	OKLAHOMA	5	0	0	0	.000	1	0	0	0	14	0	0	0	0.0	0	0.0
Nov 18	IOWA STATE	3	0	0	0	.000	0	0	0	0	5	0	0	0	0.0	0	0.0
Nov 21	at Texas	4	0	0	0	.000	0	0	0	0	9	0	0	0	0.0	0	0.0
Nov 25	KANSAS	4	0	0	0	.000	0	0	0	2	9	0	0	0	0.0	0	0.0
Nov 28	at Baylor	3	0	0	0	.000	0	0	0	0	2	0	0	0	0.0	0	0.0
Dec 04	vs Wichita State	4	0	0	0	.000	0	0	0	0	11	0	0	0	0.0	0	0.0
Totals		107	1	0	1	1.000	13	1	1	7	168	0	0	0	0.0	0	2.0

OVERALL CAREER

Season	SP	MP	K	K/S	E	TA	Pct	A	A/S	SA	SA/S	SE	DIG	D/S	RE	BS	BA	TB	B/S	BE	BHE	PTS	PTS/S
2014																							
2015	107	29	1	0.01	0	1	1.000	13	0.12	1	0.01	1	168	1.57	7	0	0	0	0.00	0	0	2.0	0.02
2016	118	31	1	0.01	0	1	1.000	16	0.14	3	0.03	2	187	1.58	14	0	0	0	0.00	0	0	4.0	0.03
2017	112	29	0	0.00	0	0	.000	10	0.09	0	0.00	0	169	1.51	11	0	0	0	0.00	0	0	0.0	0.00
TOTAL	337	89	2	0.01	0	2	1.000	39	0.12	4	0.01	3	524	1.55	32	0	0	0	0.00	0	0	6.0	0.02

BIG 12 CAREER

Season	SP	MP	K	K/S	E	TA	Pct	A	A/S	SA	SA/S	SE	DIG	D/S	RE	BS	BA	TB	B/S	BE	BHE	PTS	PTS/S
2014																							
2015	56	16	0	0.00	0	0	.000	7	0.12	1	0.02	0	92	1.64	5	0	0	0	0.00	0	0	1.0	0.02
2016	63	16	0	0.00	0	0	.000	11	0.17	0	0.00	1	89	1.41	9	0	0	0	0.00	0	0	0.0	0.00
2017	66	16	0	0.00	0	0	.000	4	0.06	0	0.00	0	96	1.45	8	0	0	0	0.00	0	0	0.0	0.00
TOTAL	185	48	0	0.00	0	0	.000	22	0.12	1	0.01	1	277	1.50	22	0	0	0	0.00	0	0	1.0	0.01

macy FLOWERS

MIDDLE BLOCKER

SENIOR \ \ 6-3

CHANUTE, KAN. \ \ CHANUTE HS



2017 (JUNIOR)

Academic All-Big 12 First Team ... Named Big 12 Defensive Player of the Week on Nov. 20 on the heels of 16 blocks over two matches (9 at Baylor, 7 vs. Oklahoma) ... Recorded a career-best 13 blocks at Texas Tech on Oct. 28 - the only 10+ block match by a Wildcat in the season ... Ended the season with seven straight matches with at least three blocks and led the team ... Led or tied for team lead in blocks 14 times, including each of the season's final seven matches, the longest such streak of her career ... She ended the season with a team-leading 1.22 blocks per set (89 total blocks) ... Recorded 119 kills (1.63 per set) and hit .220 ... Season-best 13 kills (.579) at Georgia Tech on Sept. 8 at Georgia Tech Invitational, adding 10 kills (.529) in tournament opener vs. North Florida ... Picked up seven service aces in 73 sets played ... Started 12 matches, including final four matches of season.

2016 (SOPHOMORE)

Academic All-Big 12 First Team ... Set career highs in kills (105), hitting percentage (.260), total blocks (85), digs (46) and service aces (11) ... Led or tied for team lead in blocks in 15 matches ... Season-high 10 kills vs. Mississippi State on September 9 ... Nine times hit better than .300 in a match, six times eclipsing .400 ... One of three Wildcats to average better than a block per set (1.02/set) ... Five or more blocks in nine matches ... Set a career high with two aces vs. Texas on Oct. 1.

2015 (FRESHMAN)

All-Big 12 Freshman Team (unanimous selection) ... Big 12 Co-Rookie of the Week (11/2) ... 93 kills and 64 blocks in 53 sets played (15 matches) ... Averaged 1.27 blocks in Big 12-only matches, the fourth-best mark in the league ... Highest blocks average by a Big 12 freshman since K-State's Megan Kroeker (1.30) in 2005 ... Missed the first 14 matches of the season due to injury ... Made her K-State debut on 10/3 at TCU, totaling 11 kills on a .360 hitting percentage and 3 blocks in five sets ... The 11 kills against the Horned Frogs were the most by a Wildcat freshman in her K-State debut since 2009 (Kathleen Ludwig, 18) ... Hit .300+ in 6 matches, including in 5 of her first 7 career contests ... Had 10+ kills in 3 matches (Last: 10/31 vs. TCU) ... 5+ blocks in 8 matches ... Season-high 8 blocks in five-set win vs. Oklahoma on 11/11 ... Led K-State in blocks in 6 straight matches from 11/7-11/28, becoming the first Wildcat freshman to do that since 1998 ... Paced the Wildcats in blocks in 9 of her 15 matches played ... Her 64 total blocks over the final 15 matches led all Wildcats during that stretch.

HIGH SCHOOL

Attended Chanutte High School ... Lettered in volleyball for four years, playing for head coach Gail Peterson ... 2014 Under Armour All-America Honorable Mention ... 2014 Class 4A-Division I Player of the Year ... Two-time 4A-Division I All-State First Team (2013, 2014) ... 2012 4A All-State Honorable Mention ... Three-time first team all-league ... Two-time all-state tournament team (2013, 2014) ... Two-time MaxPreps/AVCA Kansas High School Player of the Week (8/25-8/31/14; 10/28-11/3/13) ... Finished her senior season with 509 kills (5.7/set) on a .386 hitting percentage while also adding 219 digs (2.4/set) and 73 blocks (0.8/set) ... Her 509 kills were the fifth-most in Kansas ... Played all six rotations for the first time in high school during her senior season ... Had 444 kills and 118 blocks as a junior in 2013, helping Chanutte win sub-state and finish third at the state volleyball tournament in Salina ... Finished second in the state in hitting efficiency in 2013 (.500, 444k-77e-734att) ... In 2012, she was seventh in the state in hitting efficiency (.408, 259k-65e-475att) ... Also lettered in basketball for two years, being named to the all-league third team.

PERSONAL

Born on January 19, 1997 in Springfield, Missouri ... Parents are Ron and Leann Flowers ... Has an older sister, Mallory, and younger sister, McKenna ... Both parents graduated from Kansas State ... Honor roll student was a member of 4-H, KFEA, and newspaper club in high school ... Mother is a veterinarian ... Major is Animal Sciences and Industry/Pre-Veterinarian.

CAREER HONORS

Big 12 Defensive Player of the Week (11/20/17)
All-Big 12 Freshman Team (2015)
Big 12 Co-Rookie of the Week (11/2/15)
Two-time Academic All-Big 12 First Team (2016-17)
3-time Commissioner's Big 12 Honor Roll

CAREER HIGHS

Kills: 13 9/8/17, at Georgia Tech
Att. %: 1.000 9/9/16, MIAMI
Blocks: 13.0 10/28/17, at Texas Tech
Aces: 2 3x; Last: 11/18/17, OKLAHOMA
Points: 16.0 10/28/17, at Texas Tech

BIG 12 HIGHS

Kills: 11 2x, 10/28/15, at West Virginia
Att. %: .636 10/10/15, WEST VIRGINIA
Blocks: 13.0 10/28/17, at Texas Tech
Aces: 2 3x; Last: 11/18/17, OKLAHOMA
Points: 16.0 10/28/17, at Texas Tech

MISCELLANEOUS

	'17.....	'16.....	'15.....	Total
5+ Kills	13.....	10.....	10.....	33
10+ Kills	2.....	1.....	3.....	6
5+ Blocks	6.....	9.....	8.....	23
10+ Blocks	1.....	0.....	0.....	1
.300+ Hitting %	6.....	9.....	6.....	21
.400+ Hitting %	3.....	6.....	3.....	12
2+ Aces	2.....	1.....	0.....	3

2017 MATCH BY MATCH

Date	Opponent	SP	K	E	TA	Pct	A	SA	SE	RE	DIG	BS	BA	BE	Tot	BHE	PTS
Aug 25	vs Pacific	2	3	0	7	.429	0	0	0	0	0	0	4	0	4.0	0	5.0
Aug 26	vs Idaho	DNP															
Aug 26	at Oregon State	DNP															
Aug 31	ARKANSAS	4	6	1	14	.357	0	0	0	0	0	0	3	1	3.0	0	7.5
Sep 1	SYRACUSE	1	1	0	1	1.000	0	0	0	0	1	0	1	0	1.0	0	1.5
Sep 2	#6 WISCONSIN	2	3	4	9	-.111	0	0	2	0	0	0	0	0	0.0	0	3.0
Sep 7	vs North Florida	4	10	1	17	.529	0	0	0	0	2	0	5	2	5.0	0	12.5
Sep 8	vs Xavier	2	1	2	9	-.111	0	0	1	0	3	0	4	0	4.0	0	3.0
Sep 8	at Georgia Tech	4	13	2	19	.579	0	1	4	0	2	0	2	0	2.0	0	15.0
Sep 12	UMKC	2	3	3	12	.000	1	0	0	0	0	0	1	1	1.0	1	3.5
Sep 14	at Omaha	1	0	3	8	-.375	1	0	0	0	2	0	0	0	0.0	0	0.0
Sep 15	vs #10 Nebraska	DNP															
Sep 16	vs UNI	2	4	1	8	.375	0	0	0	0	1	0	3	1	3.0	0	5.5
Sep 20	at Oklahoma	DNP															
Sep 24	#12 KU	DNP															
Sep 30	at #5 Texas	1	1	2	6	-.167	0	0	1	0	0	0	0	0	0.0	0	1.0
Oct 4	at TCU	3	0	1	5	-.200	0	2	1	0	1	0	4	1	4.0	0	4.0
Oct 7	TEXAS TECH	3	2	1	5	.200	0	0	0	0	0	0	4	0	4.0	0	4.0
Oct 11	at #23 Iowa State	1	5	2	13	.231	0	0	0	0	1	0	1	0	1.0	0	5.5
Oct 14	#25 BAYLOR	4	8	2	22	.273	0	1	2	0	4	1	0	0	1.0	0	10.0
Oct 21	at West Virginia	5	6	2	14	.286	0	0	0	0	2	1	8	0	9.0	0	11.0
Oct 25	#22 IOWA STATE	3	6	3	12	.250	0	0	0	0	2	0	1	0	1.0	0	6.5
Oct 28	at Texas Tech	5	9	1	21	.381	0	0	0	0	1	1	12	0	13.0	0	16.0
Nov 1	#3 TEXAS	5	9	4	23	.217	0	0	0	0	1	0	3	1	3.0	0	10.5
Nov 8	at #11 KU	4	6	1	17	.294	0	0	1	0	1	0	3	1	3.0	0	7.5
Nov 11	TCU	5	7	3	18	.222	0	0	4	0	3	0	8	2	8.0	0	11.0
Nov 15	at #19 Baylor	4	7	7	27	.000	0	1	2	0	3	1	8	0	9.0	0	13.0
Nov 18	OKLAHOMA	3	4	1	11	.273	0	2	0	0	1	0	7	0	7.0	0	9.5
Nov 22	WEST VIRGINIA	3	5	3	16	.125	0	0	2	0	2	0	3	0	3.0	0	6.5
Totals		73	119	50	314	.220	2	7	20	0	33	4	85	10	89.0	1	172.5

2016 MATCH BY MATCH

Date	Opponent	SP	K	E	TA	Pct	A	SA	SE	RE	DIG	BS	BA	BE	Total	BHE	PTS
Aug 26	vs Arizona	3	4	0	9	.444	0	1	1	0	2	2	5	0	7.0	0	9.5
Aug 27	at #6 Hawaii	4	7	0	17	.412	1	1	2	0	8	0	2	0	2.0	0	9.0
Aug 28	vs #4 Wisconsin	3	2	1	8	.125	0	0	0	0	2	0	3	1	3.0	0	3.5
Sep 2	MICHIGAN	4	4	2	11	.182	0	0	0	0	5	1	2	0	3.0	0	6.0
Sep 3	TENNESSEE ST.	DNP															
Sep 3	GEORGIA TECH	5	8	2	20	.300	1	1	2	1	2	1	6	1	7.0	0	13.0
Sep 9	MISSISSIPPI ST.	4	10	1	16	.562	0	0	4	0	1	0	6	1	6.0	0	13.0
Sep 9	MIAMI (FL)	3	5	0	5	1.000	1	1	2	0	1	1	4	0	5.0	0	9.0
Sep 10	LOYOLA	3	3	1	10	.200	0	1	0	0	3	0	3	0	3.0	0	5.5
Sep 13	CREIGHTON	4	8	2	18	.333	2	0	5	0	2	0	5	0	5.0	0	10.5
Sep 16	vs UMKC	3	7	1	14	.429	1	0	2	0	1	0	2	0	2.0	0	8.0
Sep 16	at Arkansas	3	5	2	10	.300	0	0	0	0	1	0	2	1	2.0	0	6.0
Sep 17	vs Southern Miss	2	3	1	7	.286	1	0	0	0	0	0	0	1	0.0	0	3.0
Sep 21	IOWA ST.	4	5	1	14	.286	1	1	3	0	1	0	2	2	2.0	0	7.0
Sep 25	at Baylor	3	7	3	18	.222	0	0	0	0	2	0	3	0	3.0	0	8.5
Oct 1	#4 TEXAS	5	3	1	11	.182	0	2	4	0	0	0	4	1	4.0	0	7.0
Oct 5	at Texas Tech	2	0	2	5	-.400	1	0	1	0	1	0	0	0	0.0	0	0.0
Oct 8	TCU	4	6	3	16	.188	0	2	0	0	0	1	4	1	5.0	0	11.0
Oct 12	at #6 KU	3	2	2	7	.000	1	0	0	0	2	0	2	0	2.0	0	3.0
Oct 15	at Oklahoma	4	2	2	5	.000	1	0	2	0	1	0	5	0	5.0	0	4.5
Oct 22	WEST VIRGINIA	4	2	0	4	.500	0	1	0	0	3	0	5	0	5.0	0	5.5
Oct 26	at Iowa St.	4	7	4	21	.143	0	0	2	0	3	0	2	1	2.0	0	8.0
Oct 29	BAYLOR	4	3	2	9	.111	1	0	1	0	3	0	6	0	6.0	0	6.0
Nov 2	#4 KU	3	1	1	4	.000	0	0	1	0	1	0	3	2	3.0	0	2.5
Nov 5	at TCU	1	0	0	1	.000	0	0	0	0	1	0	3	0	3.0	0	1.5
Nov 9	at West Virginia	DNP															
Nov 16	OKLAHOMA	DNP															
Nov 19	at #7 Texas	DNP															
Nov 26	TEXAS TECH	DNP															
Dec 2	LIPSCOMB	1	1	2	5	-.200	0	0	0	0	0	0	0	0	0.0	0	1.0
Dec 3	OHIO STATE	DNP															
Totals		83	105	36	265	.260	12	11	32	1	46	6	79	12	85.0	0	161.5

2015 MATCH BY MATCH

Date	Opponent	SP	K	E	TA	Pct	A	SA	SE	RE	DIG	BS	BA	BE	Total	BHE	PTS
Aug 28	vs Florida A&M																
Aug 29	vs Illinois State																
Aug 29	at Miami																
Sep 04	GREEN BAY																
Sep 04	CAL																
Sep 05	UNLV																
Sep 11	vs VCU																
Sep 12	vs Seattle																
Sep 12	at Middle Tennessee																
Sep 18	vs Wisconsin																
Sep 19	vs Arkansas																
Sep 20	at Creighton																
Sep 23	at KU																
Sep 26	BAYLOR																
Oct 03	at TCU	5	11	2	25	.360	0	0	1	0	0	1	2	1	3.0	0	13.0
Oct 07	at Iowa State	3	7	4	27	.111	1	0	0	0	0	0	2	2	2.0	0	8.0
Oct 10	WEST VIRGINIA	3	8	1	11	.636	0	0	0	0	1	0	2	0	2.0	0	9.0
Oct 16	at Oklahoma	3	4	0	10	.400	1	0	0	0	1	0	5	0	5.0	0	6.5
Oct 21	TEXAS	3	3	4	18	-.056	1	0	0	0	1	0	6	0	6.0	1	6.0
Oct 24	at Texas Tech	3	9	3	16	.375	1	0	0	0	0	0	5	0	5.0	0	11.5
Oct 28	at West Virginia	3	11	1	21	.476	1	0	0	0	0	0	1	0	1.0	0	11.5
Oct 31	TCU	4	10	3	28	.250	1	0	0	0	2	0	5	1	5.0	0	12.5
Nov 07	TEXAS TECH	3	3	3	15	.000	1	0	0	0	0	1	3	1	4.0	1	5.5
Nov 11	OKLAHOMA	5	6	4	22	.091	0	0	0	0	1	0	8	3	8.0	0	10.0
Nov 18	IOWA STATE	3	5	4	18	.056	0	0	0	0	0	0	5	0	5.0	0	7.5
Nov 21	at Texas	4	6	6	14	.000	0	0	0	0	0	0	7	1	7.0	0	9.5
Nov 25	KANSAS	4	7	2	16	.312	0	0	0	0	1	1	3	1	4.0	1	9.5
Nov 28	at Baylor	3	1	3	12	-.167	2	0	0	0	4	0	5	0	5.0	0	3.5
Dec 04	vs Wichita State	4	2	2	13	.000	1	0	0	0	0	1	1	0	2.0	1	3.5
Totals		53	93	42	266	.192	10	0	1	0	11	4	60	10	64.0	4	127.0



OVERALL CAREER

Season	SP	MP	K	K/S	E	TA	Pct	A	A/S	SA	SA/S	SE	DIG	D/S	RE	BS	BA	TB	B/S	BE	BHE	PTS	PTS/S
2015	53	15	93	1.75	42	266	.192	10	0.19	0	0.00	1	11	0.21	0	4	60	64	1.21	10	4	127.0	2.40
2016	83	25	105	1.27	36	265	.260	12	0.14	11	0.13	32	46	0.55	1	6	79	85	1.02	12	0	161.5	1.94
2017	73	24	119	1.63	50	314	.220	2	0.03	7	0.10	20	33	0.45	0	4	85	89	1.22	10	1	172.5	2.36
TOTAL	209	64	317	1.52	128	845	.224	24	0.11	18	0.09	53	90	0.43	1	14	224	238	1.14	32	5	461.0	2.21

BIG 12 CAREER

Season	SP	MP	K	K/S	E	TA	Pct	A	A/S	SA	SA/S	SE	DIG	D/S	RE	BS	BA	TB	B/S	BE	BHE	PTS	PTS/S
2015	49	14	91	1.86	40	253	.202	9	0.18	0	0.00	1	11	0.22	0	3	59	62	1.27	10	3	123.5	2.51
2016	41	12	38	0.93	21	115	.148	5	0.12	6	0.15	14	18	0.44	0	1	39	40	0.98	7	0	64.5	1.56
2017	49	14	75	1.53	33	210	.200	0	0.00	6	0.12	13	22	0.45	0	4	62	66	1.35	5	0	116.0	2.37
TOTAL	139	40	204	1.47	94	578	.190	14	0.10	12	0.09	28	51	0.37	0	8	160	168	1.21	22	3	304.0	2.19



16

zsOFIA
GYIMES

MIDDLE BLOCKER

SENIOR \ \ 6-1

BUDAPEST, HUNGARY

(SOPHIA GHEE-MESH)

**2017 (JUNIOR)**

Academic All-Big 12 First Team ... Appeared in 23 matches (45 sets, 5 starts) with 30 kills and a .094 hitting percentage ... Season-high five kills at Omaha on Sept. 14 ... Three times recorded three blocks, ending the season with 21 total blocks (0.47 per set) ... Twice picked up two service aces as she ended the season with seven ... Eight matches with multiple kills and five matches with multiple digs ... Had 21 digs (0.47 per set) on the season ... Appeared in 14 of 16 conference matches.

2016 (SOPHOMORE)

Academic All-Big 12 First Team ... Appeared in 18 matches (44 sets, 6 starts) with 39 kills and a .260 hitting percentage ... Tallied six aces, 11 digs and 31 total blocks ... In Big 12 play, appeared in eight matches with 0.94 kills/set, .289 attack percentage and 13 total blocks ... Season-high seven kills at Oklahoma (Oct. 15) in four-set win ... Season-high five blocks vs. Georgia Tech (Sept. 3) ... Two aces vs. Tennessee State (Sept. 3) ... Multiple blocks in 10 matches.

2015 (FRESHMAN)

Recorded 59 kills on a .260 attack percentage while also adding 41 blocks and 6 aces in 46 sets ... Seventh on the team in kills and sixth in blocks ... Most of her sets played were logged in September ... 2 kills in her K-State debut on 8/28 vs. Florida A&M ... Had back-to-back matches with 5 kills on 9/4 vs. Green Bay and Cal ... Against Cal, she had 5 kills on a .625 clip along with 5 blocks to help K-State earn a four-set win ... Made her first K-State start on 9/5 vs. UNLV, tallying 3 kills and 2 blocks in the three-set win ... Season-high 9 kills on a .462 clip, 4 blocks and an ace vs. VCU on 9/11 ... Season-high 7 blocks, along with 4 kills, vs. Wisconsin on 9/18 ... 7 kills and 3 blocks at Creighton on 9/20 ... 6 kills, 5 blocks and 2 aces at KU on 9/23, her first career Big 12 match ... Came off the bench in the NCAA Tournament vs. Wichita State, registering 4 kills, 2 digs and a block over 3 sets ... 5 matches with 5+ kills ... 4 matches with 5+ blocks.

HIGH SCHOOL

2014 Hungarian Junior Female Player of the Year, as named by the Hungarian Volleyball Federation ... Competed for Hungary in the 2014 CEV U19 Volleyball European Championship, leading the team in points (3.2) and kills (2.6) per set ... Totaled 26 kills on a .512 hitting percentage in three matches during the tournament ... Also competed for the national team in the 2013 CEV Youth Volleyball European Championship ... Led all attackers in hitting efficiency throughout the tournament ... Had 44 kills, a .639 hitting percentage, 13 blocks and 7 aces in 16 sets ... Named the MVP of the Bear Wool Volley International Junior Tournament in Biella, Italy in 2012 and 2014.

PERSONAL

Fourth Hungarian to play for the Wildcats, joining Vali Hejjas (2003-04), Rita Liliom (2004-08) and Lilla Porubek (2010-13) ... Major is Management.

2017 MATCH BY MATCH

Date	Opponent	SP	K	E	TA	Pct	A	SA	SE	RE	DIG	BS	BA	BE	Tot	BHE	PTS
Aug 25	vs Pacific	3	4	4	15	.000	1	1	1	0	2	0	3	1	3.0	0	6.5
Aug 26	vs Idaho	2	3	0	4	.750	0	2	1	0	1	1	1	0	2.0	0	6.5
Aug 26	at Oregon State	2	1	1	6	.000	0	0	0	0	0	0	2	0	2.0	1	2.0
Aug 31	ARKANSAS	2	2	2	4	.000	0	0	0	0	1	0	1	2	1.0	0	2.5
Sep 1	SYRACUSE	1	0	0	0	.000	0	0	0	0	0	0	0	0	0.0	0	0.0
Sep 2	#6 WISCONSIN	DNP															
Sep 7	vs North Florida	1	0	1	3	-.333	0	0	0	0	1	0	0	0	0.0	0	0.0
Sep 8	vs Xavier	1	0	0	0	.000	0	0	0	0	0	0	0	0	0.0	0	0.0
Sep 8	at Georgia Tech	DNP															
Sep 12	UMKC	3	4	2	10	.200	2	0	2	0	1	0	1	0	1.0	0	4.5
Sep 14	at Omaha	3	5	2	15	.200	0	0	2	0	2	0	2	0	2.0	1	6.0
Sep 15	vs #10 Nebraska	DNP															
Sep 16	vs UNI	DNP															
Sep 20	at Oklahoma	2	1	3	6	-.333	0	0	0	0	0	0	0	0	0.0	0	1.0
Sep 24	#12 KU	1	0	0	0	.000	0	1	0	0	0	0	0	0	0.0	0	1.0
Sep 30	at #5 Texas	1	0	0	0	.000	0	0	0	0	0	0	0	0	0.0	0	0.0
Oct 4	at TCU	DNP															
Oct 7	TEXAS TECH	2	1	0	3	.333	0	0	0	0	0	0	3	1	3.0	0	2.5
Oct 11	at #23 Iowa State	1	0	0	0	.000	0	0	0	0	1	0	0	0	0.0	0	0.0
Oct 14	#25 BAYLOR	2	2	1	8	.125	0	0	0	0	3	0	2	0	2.0	0	3.0
Oct 21	at West Virginia	1	0	0	0	.000	0	0	0	0	0	0	0	0	0.0	0	0.0
Oct 25	#22 IOWA STATE	2	1	1	5	.000	0	0	1	0	3	0	0	0	0.0	1	1.0
Oct 28	at Texas Tech	1	0	0	0	.000	0	1	1	0	0	0	0	0	0.0	0	1.0
Nov 1	#3 TEXAS	1	0	0	0	.000	0	0	0	0	0	0	0	0	0.0	0	0.0
Nov 8	at #11 KU	DNP															
Nov 11	TCU	5	0	0	7	.000	0	2	3	0	5	0	1	0	1.0	0	2.5
Nov 15	at #19 Baylor	4	3	1	9	.222	0	0	1	0	1	0	0	0	0.0	0	3.0
Nov 18	OKLAHOMA	2	2	0	7	.286	0	0	0	0	0	0	3	0	3.0	0	3.5
Nov 22	WEST VIRGINIA	2	1	2	4	-.250	0	0	1	0	0	0	1	0	1.0	0	1.5
Totals		45	30	20	106	.094	3	7	13	0	21	1	20	4	21.0	3	48.0

CAREER HONORS

Two-time Academic All-Big 12 First Team (2016-17)
Big 12 Academic All-Rookie Team (2015-16)
5-time Big 12 Commissioner's Honor Roll

CAREER HIGHS

Kills: 9 9/11/15, vs. VCU
Att. %: .571 9/17/16, vs. Southern Miss
Blocks: 7 9/18/15, vs. Wisconsin
Aces: 2 3x, 11/11/17, TCU
Points: 12.0 9/11/15, vs. VCU

BIG 12 HIGHS

Kills: 7 10/15/16, at Oklahoma
Att. %: .600 10/5/16, at Texas Tech
Blocks: 5 9/23/15, at KU
Aces: 2 2x, 11/11/17, TCU
Points: 11.0 9/23/15, at KU

MISCELLANEOUS

	'17	'16	'15	Total
5+ Kills	1.....	4.....	5.....	10
10+ Kills	0.....	0.....	0.....	0
5+ Blocks	0.....	1.....	4.....	5
.300+ Hitting %	1.....	7.....	4.....	12
.400+ Hitting %	1.....	6.....	4.....	11
2+ Aces	1.....	1.....	1.....	3

2016 MATCH BY MATCH

Date	Opponent	SP	K	E	TA	Pct	A	SA	SE	RE	DIG	BS	BA	BE	Total	BHE	PTS
Aug 26	vs Arizona	1	0	2	2	-1.000	0	0	0	0	0	0	2	0	2.0	0	1.0
Aug 27	at #6 Hawaii	DNP															
Aug 28	vs #4 Wisconsin	1	0	0	0	.000	0	0	0	0	0	0	0	0	0.0	0	0.0
Sep 2	MICHIGAN	DNP															
Sep 3	TENNESSEE ST.	3	6	2	11	.364	4	2	3	0	1	0	1	0	1.0	0	8.5
Sep 3	GEORGIA TECH	4	0	1	5	-.200	0	0	0	0	1	0	5	0	5.0	0	2.5
Sep 9	MISSISSIPPI ST.	4	2	0	5	.400	1	1	0	0	0	1	2	1	3.0	0	5.0
Sep 9	MIAMI (FL)	3	5	1	9	.444	1	1	1	0	2	0	0	1	0.0	0	6.0
Sep 10	LOYOLA	2	1	1	5	.000	0	0	0	0	3	0	0	0	0.0	0	1.0
Sep 13	CREIGHTON	4	3	0	12	.250	0	0	1	0	1	0	4	0	4.0	0	5.0
Sep 16	vs UMKC	1	1	1	3	.000	0	0	1	0	0	0	0	1	0.0	0	1.0
Sep 16	at Arkansas	DNP															
Sep 17	vs Southern Miss	3	4	0	7	.571	0	1	1	0	1	1	2	1	3.0	0	7.0
Sep 21	IOWA ST.	1	0	0	1	.000	0	0	0	0	0	0	2	0	2.0	0	1.0
Sep 25	at Baylor	DNP															
Oct 1	#4 TEXAS	DNP															
Oct 5	at Texas Tech	2	3	0	5	.600	1	1	2	0	1	0	1	0	1.0	0	4.5
Oct 8	TCU	DNP															
Oct 12	at #6 KU	1	0	0	0	.000	1	0	0	0	0	0	2	0	2.0	0	1.0
Oct 15	at Oklahoma	4	7	0	12	.583	0	0	0	0	0	0	4	0	4.0	0	9.0
Oct 22	WEST VIRGINIA	5	5	3	19	.105	1	0	2	0	1	0	2	4	2.0	0	6.0
Oct 26	at Iowa St.	DNP															
Oct 29	BAYLOR	DNP															
Nov 2	#4 KU	3	2	0	7	.286	1	0	0	0	0	0	2	0	2.0	0	3.0
Nov 5	at TCU	1	0	1	1	-1.000	0	0	0	0	0	0	0	0	0.0	0	0.0
Nov 9	at West Virginia	DNP															
Nov 16	OKLAHOMA	DNP															
Nov 19	at #7 Texas	DNP															
Nov 26	TEXAS TECH	1	0	0	0	.000	0	0	0	0	0	0	0	0	0.0	0	0.0
Dec 2	LIPSCOMB	DNP															
Dec 3	OHIO STATE	DNP															
Totals		44	39	12	104	.260	10	6	11	0	11	2	29	8	31.0	0	61.5



2015 MATCH BY MATCH

Date	Opponent	SP	K	E	TA	Pct	A	SA	SE	RE	DIG	BS	BA	BE	Total	BHE	PTS
Aug 28	vs Florida A&M	1	2	1	4	.250	0	0	0	0	0	0	0	0	0.0	0	2.0
Aug 29	vs Illinois State	DID NOT PLAY															
Aug 29	at Miami	DID NOT PLAY															
Sep 04	GREEN BAY	3	5	0	8	.625	0	1	1	0	2	0	1	0	1.0	0	6.5
Sep 04	CAL	3	5	0	8	.625	0	0	1	0	3	0	5	2	5.0	0	7.5
Sep 05	UNLV	3	3	1	8	.250	0	0	1	0	1	0	2	0	2.0	1	4.0
Sep 11	vs VCU	4	9	3	13	.462	3	1	0	1	3	0	4	0	4.0	0	12.0
Sep 12	vs Seattle	3	3	3	8	.000	2	1	3	0	2	0	0	0	0.0	0	4.0
Sep 12	at Middle Tennessee	3	4	1	12	.250	2	0	0	0	0	0	3	0	3.0	0	5.5
Sep 18	vs Wisconsin	4	4	4	17	.000	1	0	1	0	3	0	7	4	7.0	0	7.5
Sep 19	vs Arkansas	4	3	4	9	-.111	0	1	3	0	2	0	2	1	2.0	0	5.0
Sep 20	at Creighton	5	7	4	13	.231	0	0	1	0	1	0	3	1	3.0	1	8.5
Sep 23	at Kansas	4	6	0	12	.500	0	2	1	0	4	1	4	2	5.0	0	11.0
Sep 26	BAYLOR	3	4	2	8	.250	1	0	0	0	2	0	5	1	5.0	0	6.5
Oct 03	at TCU	2	0	0	1	.000	0	0	0	0	0	0	1	0	1.0	0	0.5
Oct 07	at Iowa State	1	0	2	5	-.400	0	0	0	0	1	0	2	0	2.0	0	1.0
Oct 10	WEST VIRGINIA	DID NOT PLAY															
Oct 16	at Oklahoma	DID NOT PLAY															
Oct 21	TEXAS	DID NOT PLAY															
Oct 24	at Texas Tech	DID NOT PLAY															
Oct 28	at West Virginia	DID NOT PLAY															
Oct 31	TCU	DID NOT PLAY															
Nov 07	TEXAS TECH	DID NOT PLAY															
Nov 11	OKLAHOMA	DID NOT PLAY															
Nov 18	IOWA STATE	DID NOT PLAY															
Nov 21	at Texas	DID NOT PLAY															
Nov 25	KU	DID NOT PLAY															
Nov 28	at Baylor	DID NOT PLAY															
Dec 04	vs Wichita State	3	4	0	5	.800	1	0	0	0	2	0	1	0	1.0	0	4.5
Totals		46	59	25	131	.260	10	6	12	1	26	1	40	11	41.0	2	86.0



OVERALL CAREER

Season	SP	MP	K	K/S	E	TA	Pct	A	A/S	SA	SA/S	SE	DIG	D/S	RE	BS	BA	TB	B/S	BE	BHE	PTS	PTS/S
2015	46	15	59	1.28	25	131	.260	10	0.22	6	0.13	12	26	0.57	1	1	40	41	0.89	11	2	86.0	1.87
2016	44	18	39	0.89	12	104	.260	10	0.23	6	0.14	11	11	0.25	0	2	29	31	0.70	8	0	61.5	1.39
2017	45	23	30	0.67	20	106	.094	3	0.07	7	0.16	13	21	0.47	0	1	20	21	0.47	4	3	48.0	1.07
TOTAL	135	56	128	0.95	57	341	.208	23	0.17	19	0.14	36	58	0.43	1	4	89	93	0.69	23	5	195.5	1.44

BIG 12 CAREER

Season	SP	MP	K	K/S	E	TA	Pct	A	A/S	SA	SA/S	SE	DIG	D/S	RE	BS	BA	TB	B/S	BE	BHE	PTS	PTS/S
2015	10	4	10	1.00	4	26	.231	1	0.10	2	0.20	1	7	0.70	0	1	12	13	1.30	3	0	19.0	1.90
2016	18	8	17	0.94	4	45	.289	4	0.22	1	0.06	4	2	0.11	0	0	13	13	0.72	4	0	24.5	1.33
2017	27	14	11	0.41	8	49	.061	0	0.00	4	0.15	7	13	0.48	0	0	10	10	0.37	1	1	20.0	0.74
TOTAL	55	26	38	0.69	16	120	.183	5	0.09	7	0.13	12	22	0.40	0	1	35	36	0.65	8	1	63.5	1.15



10

brooke
HEYNE

OUTSIDE HITTER

FRESHMAN (RS) \ \ 5-11

OMAHA, NEB. \ \ SKUTT CATHOLIC HS

(HEY-KNEE)

**2017 (FRESHMAN)**

Did not appear in any matches (redshirt).

HIGH SCHOOL

Attended Skutt Catholic High School in Omaha, Nebraska ... Named 2016-17 Gatorade Nebraska Volleyball Player of the Year ... Voted National High School Coaches Association Senior Volleyball Player of the Year ... Led Skutt Catholic to a perfect 44-0 record and second straight state title her senior season, earning the SkyHawks a No. 2 national ranking by PrepVolleyball.com ... A 2016-17 Under Armour Third Team All-American, MaxPreps First Team All-American and named co-captain of the All-Nebraska Team ... In her senior season, she tallied 474 kills, 362 digs and 40 service aces.

PERSONAL

Born on April 16, 1999 in Omaha, Nebraska ... Parents are Chris and Diane Heyne ... Has two younger sisters, Lily and Ava ... Kinesiology and Nutrition major.

CAREER HONORS

Big 12 Commissioner's Honor Roll (Fall 2017)

CAREER HIGHS

Kills: -- --
Att. %: -- --
Digs: -- --
Blocks: -- --
Aces: -- --
Points: -- --

BIG 12 HIGHS

Kills: -- --
Att. %: -- --
Digs: -- --
Blocks: -- --
Aces: -- --
Points: -- --



5

kayley
HOLLYWOOD

MIDDLE BLOCKER

FRESHMAN \ \ 6-5

SUGAR LAND, TEXAS \ \ FORT BEND AUSTIN HS

**HIGH SCHOOL**

Attended Fort Bend Austin High School in Sugar Land, Texas, where she was a three-year letterwinner ... Three-time first team all-district selection (2015-17) ... Helped her team to a runner-up finish in the 2015 6A state tournament ... 2017 District Offensive Player of the Year... Tabbed a Senior Ace by Prepvolleyball.com for being one of the nation's top 250 recruits ... Collected 630 kills and 297 blocks in her career.

PERSONAL

Nutrition and Kinesiology major.

CAREER HONORS**CAREER HIGHS**

Kills: -- --
Att. %: -- --
Blocks: -- --
Aces: -- --
Points: -- --

BIG 12 HIGHS

Kills: -- --
Att. %: -- --
Blocks: -- --
Aces: -- --
Points: -- --



1

reilly KILLEEN

DEFENSIVE SPECIALIST/LIBERO

SENIOR \\\ 5-4

HONOLULU, HAWAII \\\ ARIZONA (IOLANI SCHOOL)



USA VOLLEYBALL

Member of 2018 USA Volleyball Collegiate National Team-Detroit.

2017 (JUNIOR)

In her first season at K-State, played every set at libero (116 sets) ... She led the team in digs (412) and digs per set (3.55) ... Led or tied for the team lead in 19 of 29 matches, reaching double-digit digs 22 times ... Five times she eclipsed the 20-dig plateau, with a season-best output of 29 at Texas Tech (Oct. 28) ... Finished the season with 10 or more digs in the season's final 15 matches ... Third on team in service aces with 19, with a season-best four coming vs. North Florida at the Georgia Tech Invitational on Sept. 7 ... Four matches recording multiple aces ... She had 24 matches with at least two assists, including a season-high five four different times ... In conference matches, She had a team-high 250 digs (3.79 per set) with nine aces.

2016 (SOPHOMORE)

At Arizona, posted 16 aces, fourth most on the team in 2016 ... Added 40 digs (0.34/set) and 13 assists (0.11/set) ... Named PAC-12 All-Academic Second Team ... Led the team in aces in six matches, fifth most on the team ... Had a season-high six digs vs. Stanford (10/14) ... Had multiple aces in three matches (8/28 at Hawaii, 9/17 at Butler, 10/14 at Stanford) ... Set career highs in sets played (119), matches played (34), assists (13, 0.11/set), aces (16, 0.13/set) and digs (40, 0.34/set).

2015 (FRESHMAN)

Played at Arizona ... Was one of two freshmen that crossed the century mark in sets played as she finished the year at exactly 100 ... Tied for third on the team with 12 aces (0.12/set) ... Averaged 0.32 digs per set ... Contributed eight assists on the year ... Set career highs in assists (4), aces (3) and digs (7) vs. Abilene Christian (8/29).

HIGH SCHOOL

A two-year letterwinner in both volleyball and basketball at the Iolani School in Honolulu, Hawaii ... Named Gold Division all-tournament team in 2011 at the St. Joseph Hilo Tournament ... Competed for Imi Ike 18-1 and won 18 VSA PNQ in 2014.

PERSONAL

Born August 11, 1997 in Honolulu, Hawaii ... Daughter of Jeffrey and Lore Killeen ... Has one brother (Shane) ... Kinesiology major.

CAREER HONORS

Big 12 Commissioner's Honor Roll (Fall '17)
Big 12 Commissioner's Honor Roll (Spring '17)

CAREER HIGHS

Digs: 29 10/28/17, at Texas Tech
Aces: 4 9/7/17 vs North Florida
Assists: 5 4x; Last: 10/28/17, at Texas Tech

BIG 12 HIGHS

Digs: 29 10/28/17, at Texas Tech
Aces: 2 2x; Last: 11/18/17, OKLAHOMA
Assists: 5 2x; Last: 10/28/17, at Texas Tech

MISCELLANEOUS

	'17	Total
10+ Digs	22.....	22
20+ Digs	5.....	5
2+ Aces	4.....	4
2+ Assists	24.....	24

2017 MATCH BY MATCH

Date	Opponent	SP	K	E	TA	Pct	A	SA	SE	RE	DIG	BS	BA	BE	Tot	BHE	PTS
Aug 25	vs Pacific	4	0	0	0	.000	4	1	1	1	9	0	0	0	0.0	0	1.0
Aug 26	vs Idaho	3	0	0	0	.000	5	2	0	2	16	0	0	0	0.0	0	2.0
Aug 26	at Oregon State	3	0	0	0	.000	2	0	1	0	11	0	0	0	0.0	0	0.0
Aug 31	ARKANSAS	5	0	0	0	.000	3	0	1	1	7	0	0	0	0.0	0	0.0
Sep 1	SYRACUSE	4	0	0	0	.000	1	0	0	2	7	0	0	0	0.0	0	0.0
Sep 2	#6 WISCONSIN	3	0	1	1	-1.000	2	0	0	0	9	0	0	0	0.0	0	0.0
Sep 7	vs North Florida	4	0	0	0	.000	2	4	4	2	16	0	0	0	0.0	0	4.0
Sep 8	vs Xavier	3	0	0	0	.000	4	1	0	0	6	0	0	0	0.0	0	1.0
Sep 8	at Georgia Tech	5	0	0	0	.000	5	1	0	1	10	0	0	0	0.0	0	1.0
Sep 12	UMKC	4	0	0	0	.000	4	0	1	1	14	0	0	0	0.0	0	0.0
Sep 14	at Omaha	4	0	0	0	.000	3	0	0	2	21	0	0	0	0.0	0	0.0
Sep 15	vs #10 Nebraska	3	0	0	0	.000	2	0	1	1	9	0	0	0	0.0	0	0.0
Sep 16	vs UNI	5	0	0	0	.000	0	1	0	1	27	0	0	0	0.0	0	1.0
Sep 20	at Oklahoma	5	0	0	0	.000	2	1	0	0	8	0	0	0	0.0	0	1.0
Sep 24	#12 KU	5	0	0	0	.000	1	0	0	1	12	0	0	0	0.0	0	0.0
Sep 30	at #5 Texas	3	0	0	0	.000	5	0	2	0	11	0	0	0	0.0	0	0.0
Oct 4	at TCU	4	0	0	0	.000	3	1	0	2	15	0	0	0	0.0	0	1.0
Oct 7	TEXAS TECH	5	0	0	0	.000	1	0	0	0	26	0	0	0	0.0	0	0.0
Oct 11	at #23 Iowa State	3	0	0	0	.000	3	0	0	0	11	0	0	0	0.0	0	0.0
Oct 14	#25 BAYLOR	4	0	0	0	.000	2	0	0	2	16	0	0	0	0.0	0	0.0
Oct 21	at West Virginia	5	0	0	0	.000	2	0	1	2	13	0	0	0	0.0	0	0.0
Oct 25	#22 IOWA STATE	3	0	0	0	.000	1	1	1	1	16	0	0	0	0.0	0	1.0
Oct 28	at Texas Tech	5	0	0	0	.000	5	0	0	3	29	0	0	0	0.0	0	0.0
Nov 1	#3 TEXAS	5	0	0	0	.000	4	2	1	0	18	0	0	0	0.0	0	2.0
Nov 8	at #11 KU	4	0	0	0	.000	2	0	1	2	20	0	0	0	0.0	0	0.0
Nov 11	TCU	5	0	0	0	.000	2	1	0	3	18	0	0	0	0.0	0	1.0
Nov 15	at #19 Baylor	4	0	0	0	.000	2	0	0	1	14	0	0	0	0.0	0	0.0
Nov 18	OKLAHOMA	3	0	0	0	.000	3	2	1	1	10	0	0	0	0.0	0	2.0
Nov 22	WEST VIRGINIA	3	0	0	0	.000	0	1	3	2	13	0	0	0	0.0	0	1.0
Totals		116	0	1	1	-1.000	75	19	19	34	412	0	0	0	0.0	0	19.0

reilly KILLEEN



OVERALL CAREER

Season	SP	MP	K	K/S	E	TA	Pct	A	A/S	SA	SA/S	SE	DIG	D/S	RE	BS	BA	TB	B/S	BE	BHE	PTS	PTS/S
2017	116	29	0	0.00	1	1	-1.000	75	0.65	19	0.16	19	412	3.55	34	0	0	0	0.00	0	0	19.0	0.16
TOTAL	116	29	0	0.00	1	1	-1.000	75	0.65	19	0.16	19	412	3.55	34	0	0	0	0.00	0	0	19.0	0.16

BIG 12 CAREER

Season	SP	MP	K	K/S	E	TA	Pct	A	A/S	SA	SA/S	SE	DIG	D/S	RE	BS	BA	TB	B/S	BE	BHE	PTS	PTS/S
2017	66	16	0	0.00	0	0	.000	38	0.58	9	0.14	10	250	3.79	20	0	0	0	0.00	0	0	9.0	0.14
TOTAL	66	16	0	0.00	0	0	.000	38	0.58	9	0.14	10	250	3.79	20	0	0	0	0.00	0	0	9.0	0.14



18

gloria MUTIRI

OPPOSITE

FRESHMAN \ \ 6-2

SAND SPRINGS, OKLA. \ \ CHARLES PAGE HS

(MOO-TIER-EE)



USA VOLLEYBALL

Participated in the 2018 USA Volleyball High Performance Championships in Tulsa, Oklahoma.

HIGH SCHOOL

Attended Charles Page High School in Sand Springs, Oklahoma ... She was a Second Team Under Armour All-America selection but the American Volleyball Coaches Association (AVCA) ... Named to the all-state volleyball roster by the Oklahoma Coaches Association and voted the Tulsa World Volleyball Player of the Year ... Was the leading scorer for the Sandites all four years and averaged 4.50 kills/set in leading her team to the regional finals her senior season ... Played club volleyball for Club One ... Graduated early and joined the K-State volleyball program in the spring of 2018.

PERSONAL

Journalism and Mass Communications major.

CAREER HONORS

CAREER HIGHS

Kills:	--	--
Att. %:	--	--
Digs:	--	--
Blocks:	--	--
Aces:	--	--
Points:	--	--

BIG 12 HIGHS

Kills:	--	--
Att. %:	--	--
Digs:	--	--
Blocks:	--	--
Aces:	--	--
Points:	--	--



2

elle SANDBOTHE

MIDDLE BLOCKER

JUNIOR \ \ 6-0

LEE'S SUMMIT, MO. \ \ LEE'S SUMMIT WEST HS



(SAND-BOTH-EE)



2017 (SOPHOMORE)

Academic All-Big 12 First Team ... Started 20 matches (93 sets) and registered 126 kills (1.35/set) and hit .178 ... Picked up 64 total blocks (third on team) and averaged 0.69 per set ... Season-high 11 kills at Georgia Tech on Sept. 11 and had 10 kills vs. Syracuse on Sept. 1 ... Season-best seven blocks twice (Oct. 21 at West Virginia, Nov. 11 vs TCU) ... Seven times led or tied for team lead in blocks ... In conference-only matches, she was third on team with 40 blocks (0.70 per set) and registered 76 kills (1.33 per set) and hit .173.

2016 (FRESHMAN)

Big 12 All-Freshman Team ... Recorded 96 kills (1.66/set) and 63 blocks (1.09/set) ... Led team in blocks/set both in overall (1.09) and Big 12-only matches (1.11) ... Led or tied for team lead in blocks six times ... Started team's final 11 matches, including first two rounds of the NCAA Tournament ... Posted 10 kills in back-to-back matches: Oct. 29 vs. Baylor, Nov. 2 vs. KU ... Six matches with five or more blocks, season-high nine blocks at West Virginia (Nov. 9) ... Tallied at least three blocks in final six matches of season, including nine of final 10 overall.

HIGH SCHOOL

Lettered at Lee's Summit West in Lee's Summit, Missouri ... Missouri High School Volleyball Coaches Association (MHSVCA) Class 4 All-State Honorable Mention as a junior ... Two-time MHSVCA Northwest/Kansas City Class 4 All-Region (first team in 2014, honorable mention in 2015) ... Turned in 212 kills and 105 blocks as a senior ... In 2014, she averaged 2.9 kills/set after finishing with 206 kills on a .288 hitting percentage ... Also finished with 113 blocks, 58 digs and 18 aces ... As a sophomore, she had 159 kills on .328 hitting percentage while also adding 103 blocks.

USA VOLLEYBALL

Played for the U.S. Women's Junior National Team and won gold at the 2017 U20 Pan American Cup in San Jose, Costa Rica.

PERSONAL

Born in Lee's Summit, Missouri ... Daughter of Mike and Teri Sandbothe ... Has two siblings, Garrett and Taylor ... Taylor was a middle blocker at Ohio State ... Teri is a member of the Missouri Intercollegiate Athletics Hall of Fame and was a four-time All-American for the Missouri track and field team ... Mike was a four-year starter on the Missouri basketball team from 1985-89 ... Garrett played basketball at Central Missouri ... Majoring in human development and family science.

CAREER HONORS

Academic All-Big 12 First Team (2017)
Big 12 All-Freshman Team (2016)
Academic All-Big 12 Rookie Team (2016-17)
Big 12 Commissioner's Honor Roll (Fall '16)
Big 12 Commissioner's Honor Roll (Spring '17)
Big 12 Commissioner's Honor Roll (Fall '17)

CAREER HIGHS

Kills: 11 9/8/17, at Georgia Tech
Att. %: .467 9/20/17, at Oklahoma
Blocks: 9 11/9/16, at West Virginia
Points: 13.5 10/29/16, BAYLOR

BIG 12 HIGHS

Kills: 10 2x; Last: 11/2/16, KU
Att. %: .467 9/20/17, at Oklahoma
Blocks: 9 11/9/16, at West Virginia
Points: 13.5 10/29/16, BAYLOR

MISCELLANEOUS


	'17.....	'16.....	Total
5+ Kills	13	11	24
10+ Kills	2	2	4
5+ Blocks	5	6	11
.300+ Hitting %	8	7	15
.400+ Hitting %	6	6	12

2017 MATCH BY MATCH

Date	Opponent	SP	K	E	TA	Pct	A	SA	SE	RE	DIG	BS	BA	BE	Tot	BHE	PTS
Aug 25	vs Pacific	4	4	2	12	.167	0	0	0	0	0	0	5	1	5.0	0	6.5
Aug 26	vs Idaho	3	5	1	8	.500	0	0	0	0	0	0	1	0	1.0	0	5.5
Aug 26	at Oregon State	2	1	2	10	-.100	0	0	1	0	2	0	0	1	0.0	0	1.0
Aug 31	ARKANSAS	1	0	0	2	.000	0	0	1	0	0	0	0	1	0.0	0	0.0
Sep 1	SYRACUSE	4	10	6	23	.174	0	0	3	0	1	0	3	0	3.0	0	11.5
Sep 2	#6 WISCONSIN	2	0	0	0	.000	0	0	0	0	0	0	2	1	2.0	0	1.0
Sep 7	vs North Florida	3	3	1	4	.500	0	0	0	0	0	0	1	0	1.0	0	3.5
Sep 8	vs Xavier	2	3	0	6	.500	0	0	0	0	1	0	0	0	0.0	0	3.0
Sep 8	at Georgia Tech	5	11	3	21	.381	0	0	1	0	1	0	4	1	4.0	0	13.0
Sep 12	UMKC	4	5	3	10	.200	1	0	0	0	0	0	0	0	0.0	0	5.0
Sep 14	at Omaha	DNP															
Sep 15	vs #10 Nebraska	3	4	4	13	.000	0	0	1	0	1	0	2	0	2.0	0	5.0
Sep 16	vs UNI	3	4	4	19	.000	1	1	1	0	4	3	3	2	6.0	0	9.5
Sep 20	at Oklahoma	5	9	2	15	.467	1	0	0	0	2	0	2	0	2.0	0	10.0
Sep 24	#12 KU	5	8	2	14	.429	0	0	1	0	2	0	4	1	4.0	0	10.0
Sep 30	at #5 Texas	2	1	2	4	-.250	0	0	1	0	0	0	0	0	0.0	0	1.0
Oct 4	at TCU	2	3	2	10	.100	0	0	1	0	2	0	2	0	2.0	1	4.0
Oct 7	TEXAS TECH	3	1	3	10	-.200	0	0	0	0	0	1	5	1	6.0	0	4.5
Oct 11	at #23 Iowa State	3	4	0	12	.333	0	0	0	0	0	0	1	1	1.0	0	4.5
Oct 14	#25 BAYLOR	DNP															
Oct 21	at West Virginia	5	5	2	16	.188	0	1	2	1	1	1	6	0	7.0	0	10.0
Oct 25	#22 IOWA STATE	3	2	1	7	.143	0	0	0	0	3	0	1	0	1.0	0	2.5
Oct 28	at Texas Tech	5	6	8	23	-.087	0	0	0	0	4	0	2	0	2.0	0	7.0
Nov 1	#3 TEXAS	5	7	3	18	.222	0	0	0	0	1	0	1	0	1.0	1	7.5
Nov 8	at #11 KU	4	7	3	14	.286	0	0	0	0	1	0	1	1	1.0	0	7.5
Nov 11	TCU	5	6	3	15	.200	0	0	0	0	0	0	7	0	7.0	0	9.5
Nov 15	at #19 Baylor	4	3	4	10	-.100	0	0	0	0	0	0	2	1	2.0	0	4.0
Nov 18	OKLAHOMA	3	8	3	17	.294	0	0	0	0	2	0	3	1	3.0	0	9.5
Nov 22	WEST VIRGINIA	3	6	4	12	.167	0	0	0	0	1	0	1	0	1.0	0	6.5
Totals		93	126	68	325	.178	3	2	13	1	29	5	59	13	64.0	2	162.5

2016 MATCH BY MATCH

Date	Opponent	SP	K	E	TA	Pct	A	SA	SE	RE	DIG	BS	BA	BE	Total	BHE	PTS
Aug 26	vs Arizona	DNP															
Aug 27	at #6 Hawaii	DNP															
Aug 28	vs #4 Wisconsin	DNP															
Sep 2	MICHIGAN	DNP															
Sep 3	TENNESSEE ST.	1	4	2	7	.286	0	0	1	0	1	0	1	0	1.0	0	4.5
Sep 3	GEORGIA TECH	3	5	3	11	.182	1	0	0	0	2	0	2	1	2.0	0	6.0
Sep 9	MISSISSIPPI ST.	2	1	0	5	.200	0	0	0	0	0	0	4	0	4.0	0	3.0
Sep 9	MIAMI (FL)	1	1	0	1	1.000	0	0	0	0	0	0	0	0	0.0	0	1.0
Sep 10	LOYOLA	1	1	2	3	-.333	0	0	0	0	0	0	2	0	2.0	0	2.0
Sep 13	CREIGHTON	1	1	0	2	.500	0	0	0	0	0	0	0	0	0.0	0	1.0
Sep 16	vs UMKC	3	3	3	10	.000	0	0	0	0	0	0	2	1	2.0	0	4.0
Sep 16	at Arkansas	1	0	1	5	-.200	0	0	0	0	0	0	1	0	1.0	0	0.5
Sep 17	vs Southern Miss	1	0	0	0	.000	0	0	0	0	0	0	0	1	0.0	0	0.0
Sep 21	IOWA ST.	DNP															
Sep 25	at Baylor	DNP															
Oct 1	#4 TEXAS	DNP															
Oct 5	at Texas Tech	1	2	0	2	1.000	0	0	0	0	0	0	0	0	0.0	0	2.0
Oct 8	TCU	DNP															
Oct 12	at #6 KU	DNP															
Oct 15	at Oklahoma	DNP															
Oct 22	WEST VIRGINIA	3	1	2	4	-.250	0	0	0	0	0	0	1	0	1.0	0	1.5
Oct 26	at Iowa St.	4	6	4	19	.105	0	0	0	0	2	0	7	0	7.0	0	9.5
Oct 29	BAYLOR	4	10	5	18	.278	0	0	0	0	1	1	5	0	6.0	0	13.5
Nov 2	#4 KU	5	10	3	15	.467	0	0	0	0	3	1	4	1	5.0	0	13.0
Nov 5	at TCU	3	5	1	9	.444	0	0	0	0	3	0	1	1	1.0	0	5.5
Nov 9	at West Virginia	5	8	6	18	.111	1	0	1	0	0	1	8	0	9.0	0	13.0
Nov 16	OKLAHOMA	4	9	3	15	.400	1	0	0	0	0	0	4	0	4.0	0	11.0
Nov 19	at #7 Texas	4	7	5	19	.105	0	0	1	0	1	0	3	0	3.0	0	8.5
Nov 26	TEXAS TECH	3	7	3	13	.308	0	0	0	0	0	1	3	1	4.0	0	9.5
Dec 2	LIPSCOMB	3	7	0	11	.636	0	0	0	0	1	0	5	0	5.0	0	9.5
Dec 3	OHIO STATE	5	8	7	24	.042	0	0	0	0	3	0	6	2	6.0	0	11.0
Totals		58	96	50	211	.218	3	0	3	0	17	4	59	8	63.0	0	129.5



OVERALL CAREER

Season	SP	MP	K	K/S	E	TA	Pct	A	A/S	SA	SA/S	SE	DIG	D/S	RE	BS	BA	TB	B/S	BE	BHE	PTS	PTS/S
2016	58	21	96	1.66	50	211	.218	3	0.05	0	0.00	3	17	0.29	0	4	59	63	1.09	8	0	129.5	2.22
2017	93	27	126	1.35	68	325	.178	3	0.03	2	0.02	13	29	0.31	1	5	59	64	0.69	13	2	162.5	1.74
TOTAL	151	48	222	1.47	118	536	.194	6	0.04	2	0.01	16	46	0.30	1	9	118	127	0.84	21	2	292.0	1.93

BIG 12 CAREER

Season	SP	MP	K	K/S	E	TA	Pct	A	A/S	SA	SA/S	SE	DIG	D/S	RE	BS	BA	TB	B/S	BE	BHE	PTS	PTS/S
2016	36	10	65	1.81	32	132	.250	2	0.06	0	0.00	2	10	0.28	0	4	36	40	1.11	3	0	87.0	2.42
2017	57	15	76	1.33	42	197	.173	1	0.02	1	0.02	5	19	0.33	1	2	38	40	0.70	6	2	98.0	1.72
TOTAL	93	25	141	1.52	74	329	.204	3	0.03	1	0.01	7	29	0.31	1	6	74	80	0.86	9	2	185.0	1.99



3 alyssa SCHULTEJEANS

OUTSIDE HITTER

SENIOR \ \ 6-3

SILVER LAKE, KAN. \ \ SILVER LAKE HS

(SHOE-LEE-ONS)



2017 (JUNIOR)

Academic All-Big 12 First Team ... Named to Georgia Tech All-Tournament team after a season-high 19 kills (.349) against the Yellow Jackets on Sept. 8. ... Finished the season third on the team in total kills (203) and kills per set (2.31) ... Posted 11 matches with double-figure kills, leading the team in the category three times ... Had a .143 hitting percentage along with 46 digs (0.52 per set), 30 total blocks (0.34 per set) and four aces ... Season-high eight digs at TCU on Oct. 4 ... In conference-only matches, she averaged 2.15 kills per set (third on team) and hit .136 with 23 digs (0.59 per set).

2016 (SOPHOMORE)

Academic All-Big 12 First Team ... Finished sophomore season with 110 kills (2.34 kps), with .176 hitting percentage, 12 aces, 24 digs and 11 blocks ... Five matches with 10 or more kills, four of which came over a five-match stretch (Oct. 12-29) ... In Big 12 play, averaged 2.61 kills/set and tallied 10 of her 11 blocks on the season ... Six times hit .300 or higher in a match.

2015 (FRESHMAN)

All-Big 12 Freshman Team ... Big 12 Rookie of the Week (11/9) ... Recorded 262 kills on a .177 hitting efficiency and played in 104 of K-State's 107 sets ... Led the team with 25 aces ... Most aces by a K-State freshman since 2013 (Katie Brand, 27) ... First freshman to lead the Wildcats in aces since 2010 (Kaitlynn Pelger) ... Finished ninth in the Big 12 with 0.24 aces/set in overall matches ... Also had 99 digs, 39 blocks and 307.5 points ... Her 262 kills are the 12th-most by a K-State freshman ... Assumed one of the two outside hitter roles after Kylee Zumach suffered a season-ending injury during the first weekend of the season ... 10+ kills in 12 matches ... Hit .300+ in 6 matches ... 10 kills on a .348 hitting percentage in three sets during K-State's win over Illinois State on 8/29 ... Season-high 20 kills on a .340 hitting percentage in five-set loss at Creighton on 9/20 ... 10+ kills in 3 straight matches from 10/31-11/11 ... 2+ aces in 7 matches ... Season-high 4 aces in two different matches (Last: 9/12 at Middle Tennessee) ... Season-high 22.5 points in four-set win vs. Cal on 9/4 (18 kills, 2 aces, 1 solo block, 3 block assists) ... Joined by teammate Macy Flowers on the All-Big 12 Freshman Team, the pair became the first Wildcat teammates named to the conference's top freshman team in the same season in school history ... Enrolled at K-State a semester early, joining the program in spring of 2015.

USA VOLLEYBALL

Trained with the U.S. Collegiate National Team program in Minneapolis, Minnesota.

HIGH SCHOOL

Attended Silver Lake High School ... Lettered in volleyball for four years, playing under head coach Sarah Johnson ... Finished as the state record holder in career kills (1,985) for all levels of Kansas high schools ... 2014 Under Armour Second Team All-American ... Two-time Class 3A Player of the Year (2013, 2014) ... Three-time Class 3A All-State First Team (2012-14) ... Four-time all-league selection (first team in 2012, 2013, 2014) ... Three-time all-state tournament team ... MaxPreps/AVCA Kansas High School Player of the Week (Oct. 27, 2014) ... Led Silver Lake to back-to-back Class 3A state titles (2013, 2014) ... Had 732 kills (7.8/set), 211 digs and 38 blocks in her senior season ... Her 732 kills were the most in Kansas ... Had a state-best 624 kills as a junior, being recognized on the 2013 MaxPreps Small Schools All-America Second Team ... Also finished 11th in the state in hitting efficiency (.432, 624k-123e-1160att) as a junior ... As a sophomore, registered 450 kills, which was seventh-best in the state ... Helped Silver Lake win three league championships and reach the state tournament three times ... Played in the 2015 KVA All-Star Match held at Washburn University in Topeka, Kansas, totaling 7 kills, 4 digs and 1 block to help the Red Team win in 5 sets ... Also played basketball and track in her freshman year.

PERSONAL

Born on April 18, 1997 in Topeka, Kansas ... Parents are Mike and Jennifer Schultejeans ... Has two older brothers, Blake and Isaac ... Honor roll student in high school who was also involved in choir ... Majoring in accounting.

CAREER HONORS

All-Big 12 Freshman Team (2015)
Big 12 Rookie of the Week (11/9/15)
Two-time Academic All-Big 12 First Team (2016-17)
Big 12 Academic All-Rookie Team (2015-16)
5-time Big 12 Commissioner's Honor Roll
Georgia Tech Invitational All-Tournament (2017)

CAREER HIGHS

Kills: 20 9/20/15, at Creighton
Att. %: .412 9/8/17, vs Xavier
Digs: 8 2x, 10/4/17, at TCU
Blocks: 4 2x, 9/20/17, at Oklahoma
Aces: 4 3x, 9/16/16, UMKC
Points: 22.5 9/4/15, CAL

BIG 12 HIGHS

Kills: 15 10/15/16, at Oklahoma
Att. %: .444 10/8/16, TCU
Digs: 8 2x, 10/4/17, at TCU
Blocks: 4 9/20/17, at Oklahoma
Aces: 4 10/22/16, WEST VIRGINIA
Points: 18.0 10/15/16, at Oklahoma

MISCELLANEOUS

	'17.....	'16.....	'15.....	Total
10+ Kills	11.....	5.....	12.....	28
5+ Blocks	0.....	0.....	0.....	0
.300+ Hitting %	3.....	6.....	6.....	15
.400+ Hitting %	1.....	4.....	0.....	5
2+ Aces	0.....	3.....	7.....	10

2017 MATCH BY MATCH

Date	Opponent	SP	K	E	TA	Pct	A	SA	SE	RE	DIG	BS	BA	BE	Tot	BHE	PTS
Aug 25	vs Pacific	4	13	2	30	.367	0	1	2	0	1	0	2	0	2.0	0	15.0
Aug 26	vs Idaho	3	3	6	16	-.188	1	0	3	0	3	0	0	0	0.0	0	3.0
Aug 26	at Oregon State	2	1	1	8	.000	0	0	0	0	1	0	1	0	1.0	0	1.5
Aug 31	ARKANSAS	5	10	5	33	.152	0	0	0	0	2	1	1	0	2.0	0	11.5
Sep 1	SYRACUSE	4	14	8	39	.154	0	0	4	0	0	1	1	0	2.0	0	15.5
Sep 2	#6 WISCONSIN	3	8	3	17	.294	0	0	0	0	3	0	0	0	0.0	0	8.0
Sep 7	vs North Florida	4	8	5	28	.107	1	0	0	0	2	0	3	0	3.0	0	9.5
Sep 8	vs Xavier	3	10	3	17	.412	0	0	0	0	1	0	2	1	2.0	0	11.0
Sep 8	at Georgia Tech	5	19	4	43	.349	0	0	0	0	5	0	0	0	0.0	0	19.0
Sep 12	UMKC	4	11	12	38	-.026	0	0	0	0	1	0	1	0	1.0	0	11.5
Sep 14	at Omaha	4	8	4	33	.121	0	0	0	0	2	0	1	0	1.0	0	8.5
Sep 15	vs #10 Nebraska	3	2	6	20	-.200	0	0	0	1	1	0	1	1	1.0	0	2.5
Sep 16	vs UNI	5	12	7	35	.143	0	0	0	0	1	0	0	0	0.0	0	12.0
Sep 20	at Oklahoma	5	12	2	35	.286	0	0	0	0	2	0	4	1	4.0	0	14.0
Sep 24	#12 KU	5	13	7	31	.194	1	0	0	0	0	0	3	1	3.0	0	14.5
Sep 30	at #5 Texas	3	8	4	21	.190	0	0	0	0	1	0	0	1	0.0	0	8.0
Oct 4	at TCU	4	7	5	29	.069	0	0	0	0	8	0	1	0	1.0	0	7.5
Oct 7	TEXAS TECH	3	8	6	31	.065	0	0	0	0	1	0	0	1	0.0	0	8.0
Oct 11	at #23 Iowa State	3	1	1	17	.000	0	0	0	0	1	1	0	1	1.0	0	2.0
Oct 14	#25 BAYLOR	4	2	3	17	-.059	0	0	0	0	1	0	0	0	0.0	0	2.0
Oct 21	at West Virginia	DNP															
Oct 25	#22 IOWA STATE	DNP															
Oct 28	at Texas Tech	DNP															
Nov 1	#3 TEXAS	DNP															
Nov 8	at #11 KU	2	3	1	11	.182	0	1	1	0	2	0	0	0	0.0	0	4.0
Nov 11	TCU	5	11	7	34	.118	0	1	0	0	6	1	3	0	4.0	0	14.5
Nov 15	at #19 Baylor	1	1	2	4	-.250	0	0	0	1	0	0	1	0	1.0	0	1.5
Nov 18	OKLAHOMA	1	4	3	14	.071	0	0	1	0	0	0	0	1	0.0	0	4.0
Nov 22	WEST VIRGINIA	3	14	5	35	.257	0	1	1	0	1	0	1	0	1.0	0	15.5
Totals		88	203	112	636	.143	3	4	12	2	46	4	26	8	30.0	0	224.0

2016 MATCH BY MATCH

Date	Opponent	SP	K	E	TA	Pct	A	SA	SE	RE	DIG	BS	BA	BE	Total	BHE	PTS
Aug 26	vs Arizona	DNP															
Aug 27	at #6 Hawaii	DNP															
Aug 28	vs #4 Wisconsin	1	1	4	8	-.375	0	0	1	0	1	0	0	0	0.0	0	1.0
Sep 2	MICHIGAN	DNP															
Sep 3	TENNESSEE ST.	3	13	2	27	.407	0	0	2	0	3	0	1	0	1.0	0	13.5
Sep 3	GEORGIA TECH	2	2	1	13	.077	0	0	1	0	1	0	0	0	0.0	0	2.0
Sep 9	MISSISSIPPI ST.	1	0	1	2	-.500	0	0	0	0	1	0	0	1	0.0	0	0.0
Sep 9	MIAMI (FL)	2	3	3	10	.000	0	0	0	0	0	0	0	0	0.0	0	3.0
Sep 10	LOYOLA	1	1	3	6	-.333	0	0	0	1	2	0	0	0	0.0	0	1.0
Sep 13	CREIGHTON	DNP															
Sep 16	vs UMKC	3	7	0	22	.318	0	4	0	1	1	0	0	0	0.0	0	11.0
Sep 16	at Arkansas	1	1	1	2	.000	0	0	0	0	0	0	0	1	0.0	0	1.0
Sep 17	vs Southern Miss	1	1	0	2	.500	0	0	0	0	0	0	0	0	0.0	0	1.0
Sep 21	IOWA ST.	1	2	0	2	1.000	0	0	0	0	1	0	1	0	1.0	0	2.5
Sep 25	at Baylor	2	6	2	26	.154	1	0	1	0	0	0	2	0	2.0	0	7.0
Oct 1	#4 TEXAS	DNP															
Oct 5	at Texas Tech	DNP															
Oct 8	TCU	2	4	0	9	.444	0	0	2	0	1	0	0	1	0.0	0	4.0
Oct 12	at #6 KU	3	14	5	29	.310	0	0	1	0	1	0	0	0	0.0	0	14.0
Oct 15	at Oklahoma	4	15	4	40	.275	0	2	0	0	2	0	2	0	2.0	0	18.0
Oct 22	WEST VIRGINIA	5	12	7	39	.128	0	4	2	0	2	0	2	0	2.0	0	17.0
Oct 26	at Iowa St.	4	9	5	30	.133	0	1	2	0	2	0	1	1	1.0	0	10.5
Oct 29	BAYLOR	4	12	4	33	.242	0	1	0	0	3	0	2	0	2.0	0	14.0
Nov 2	#4 KU	1	1	2	4	-.250	0	0	1	0	0	0	0	0	0.0	0	1.0
Nov 5	at TCU	3	5	4	24	.042	1	0	2	0	2	0	0	0	0.0	0	5.0
Nov 9	at West Virginia	2	1	2	6	-.167	0	0	0	0	1	0	0	0	0.0	0	1.0
Nov 16	OKLAHOMA	DNP															
Nov 19	at #7 Texas	DNP															
Nov 26	TEXAS TECH	DNP															
Dec 2	LIPSCOMB	1	0	1	2	-.500	0	0	0	0	0	0	0	0	0.0	0	0.0
Dec 3	OHIO STATE	DNP															
Totals		47	110	51	336	.176	2	12	15	2	24	0	11	4	11.0	0	127.5

alyssa SCHULTEJANS

2015 MATCH BY MATCH

Date	Opponent	SP	K	E	TA	Pct	A	SA	SE	RE	DIG	BS	BA	BE	Total	BHE	PTS
Aug 28	vs Florida A&M	2	1	0	2	.500	0	0	0	0	0	0	0	0	0.0	0	1.0
Aug 29	vs Illinois State	3	10	2	23	.348	0	0	1	0	1	0	1	0	1.0	0	10.5
Aug 29	at Miami	5	11	4	33	.212	1	1	2	1	4	0	0	0	0.0	0	12.0
Sep 04	GREEN BAY	3	6	4	21	.095	0	4	2	0	4	0	1	0	1.0	0	10.5
Sep 04	CAL	4	18	7	47	.234	0	2	1	0	3	1	3	0	4.0	0	22.5
Sep 05	UNLV	3	5	3	18	.111	0	0	2	0	7	0	3	0	3.0	0	6.5
Sep 11	vs VCU	4	10	3	20	.350	1	0	0	0	2	0	1	1	1.0	0	10.5
Sep 12	vs Seattle	3	10	4	30	.200	0	0	4	0	3	0	1	2	1.0	0	10.5
Sep 12	at Middle Tennessee	3	8	0	24	.333	0	4	1	0	3	0	2	0	2.0	0	13.0
Sep 18	vs Wisconsin	4	14	3	36	.306	0	0	2	0	2	0	1	1	1.0	0	14.5
Sep 19	vs Arkansas	5	9	5	34	.118	0	2	0	0	2	0	0	3	0.0	0	11.0
Sep 20	at Creighton	5	20	4	47	.340	0	0	3	0	3	0	3	3	3.0	0	21.5
Sep 23	at Kansas	4	12	4	28	.286	1	0	1	0	6	0	0	0	0.0	0	12.0
Sep 26	BAYLOR	3	8	3	18	.278	1	2	1	0	4	0	2	0	2.0	0	11.0
Oct 03	at TCU	5	8	9	38	-.026	0	0	4	0	7	0	0	0	0.0	0	8.0
Oct 07	at Iowa State	3	4	7	25	-.120	0	0	1	0	3	0	1	0	1.0	0	4.5
Oct 10	WEST VIRGINIA	3	12	4	26	.308	0	1	1	0	2	0	2	0	2.0	0	14.0
Oct 16	at Oklahoma	3	5	3	18	.111	0	1	3	1	0	0	1	0	1.0	0	6.5
Oct 21	TEXAS	3	5	5	22	.000	0	1	2	0	2	0	0	0	0.0	0	6.0
Oct 24	at Texas Tech	3	7	4	25	.120	0	1	1	0	4	0	1	0	1.0	0	8.5
Oct 28	at West Virginia	3	6	3	24	.125	1	0	0	0	0	0	1	0	1.0	0	6.5
Oct 31	TCU	4	13	4	40	.225	0	0	2	0	3	0	1	0	1.0	0	13.5
Nov 07	TEXAS TECH	3	10	3	29	.241	0	1	2	0	6	0	0	0	0.0	0	11.0
Nov 11	OKLAHOMA	5	13	7	41	.146	0	2	0	0	4	0	2	0	2.0	0	16.0
Nov 18	IOWA STATE	3	7	4	24	.125	0	1	1	0	8	0	3	1	3.0	0	9.5
Nov 21	at Texas	4	9	3	25	.240	0	2	1	0	4	0	1	1	1.0	0	11.5
Nov 25	KANSAS	4	8	4	37	.108	0	0	2	0	4	0	2	0	2.0	0	9.0
Nov 28	at Baylor	3	6	8	43	-.047	0	0	1	2	1	0	2	0	2.0	0	7.0
Dec 04	vs Wichita State	4	7	1	31	.194	0	0	1	0	7	1	2	1	3.0	0	9.0
Totals		104	262	115	829	.177	5	25	42	4	99	2	37	13	39.0	0	307.5



OVERALL CAREER

Season	SP	MP	K	K/S	E	TA	Pct	A	A/S	SA	SA/S	SE	DIG	D/S	RE	BS	BA	TB	B/S	BE	BHE	PTS	PTS/S
2015	104	29	262	2.52	115	829	.177	5	0.05	25	0.24	42	99	0.95	4	2	37	39	0.38	13	0	307.5	2.95
2016	47	21	110	2.34	51	336	.176	2	0.04	12	0.26	15	24	0.51	2	0	11	11	0.23	4	0	127.5	2.70
2017	88	25	203	2.31	112	636	.143	3	0.03	4	0.05	12	46	0.52	2	4	26	30	0.34	8	0	224.0	2.55
TOTAL	239	75	575	2.41	278	1801	.165	10	0.04	41	0.17	69	169	0.71	8	6	74	80	0.33	25	0	659.0	2.76

BIG 12 CAREER

Season	SP	MP	K	K/S	E	TA	Pct	A	A/S	SA	SA/S	SE	DIG	D/S	RE	BS	BA	TB	B/S	BE	BHE	PTS	PTS/S
2015	56	16	133	2.38	75	463	.125	3	0.05	12	0.21	23	58	1.04	3	0	19	19	0.34	2	0	154.5	2.75
2016	31	11	81	2.61	35	242	.190	2	0.06	8	0.26	11	15	0.48	0	0	10	10	0.32	2	0	94.0	3.03
2017	39	12	84	2.15	46	279	.136	1	0.03	3	0.08	3	23	0.59	1	2	13	15	0.38	6	0	95.5	2.44
TOTAL	126	39	298	2.37	156	984	.144	6	0.05	23	0.18	37	96	0.76	4	2	42	44	0.35	10	0	344.0	2.73



6



jacque
SMITH

DEFENSIVE SPECIALIST/LIBERO

FRESHMAN (RS) \ \ 5-7

KANSAS CITY, MO. \ \ ST. TERESA'S ACADEMY

(JACKIE)



2017 (FRESHMAN)

Did not appear in any matches (redshirt).

HIGH SCHOOL

Attended St. Teresa's Academy in Kansas City, Missouri ... Set program's single-season digs record with 545 ... Selected to the annual Missouri-Kansas All-Star game following her senior season ... Received all-state, all-district and all-region honors after both her junior and senior seasons, leading STA to the state tournament both years.

PERSONAL

Born on July 13, 1999 in Overland Park, Kansas ... Parents are Charles and Sylvia Medina Smith ... Has one older sister, Samantha ... Mother Sylvia Medina played two years of junior college volleyball and cousin Elizabeth Medina played four years of volleyball at Truman State ... Kinesiology and Nutrition major and wants to become a physical therapist.

CAREER HONORS

Big 12 Commissioner's Honor Roll (Fall '17)

CAREER HIGHS

Digs: -- --
Assists: -- --
Aces: -- --
Points: -- --

BIG 12 HIGHS

Digs: -- --
Assists: -- --
Aces: -- --
Points: -- --



8



kenzie
SMITH

SETTER

FRESHMAN \ \ 5-9

MANHATTAN, KAN. \ \ MANHATTAN HS



HIGH SCHOOL

Attended Manhattan High School where she was a three-year letterwinner, helping the Indians to a berth in the state tournament three straight seasons ... Set a single-season program record with 983 assists her senior season, earning first team all-league, second team all-state and a spot on the state all-tournament team ... Selected to the KVA All-Star Game in 2018 ... Named second team all-league and all-state her junior season ... Recorded 983 assists, 254 digs, 48 aces, 40 kills and 53 blocks her senior year ... Also played softball her freshman and sophomore years, earning second team all-league in both seasons ... Posted a 4.0 GPA and was a member of National Honors Society, FCA, Spanish Club and was the varsity wrestling manager.

PERSONAL

Born on July 18, 2000 in Manhattan, Kansas ... Daughter of Michael and Molly Smith ... Has one older sister, Kylie, and two younger brothers, Kason and Kamryn ... Both parents attended K-State ... Father Michael played football at K-State and is the wide receivers coach at the University of Kentucky ... Sister Kylie played softball at the University of Arkansas ... Credits her father as being the biggest influence in her life as an athlete ... Communications major.

CAREER HONORS

CAREER HIGHS

Assists: -- --
Digs: -- --
Kills: -- --
Blocks: -- --
Aces: -- --

BIG 12 HIGHS

Assists: -- --
Digs: -- --
Kills: -- --
Blocks: -- --
Aces: -- --



14



megan VERNON

MIDDLE BLOCKER

FRESHMAN (RS) \ 6-2

MISSISSAUGA, ONTARIO, CANADA

ST. JOAN OF ARC CATHOLIC



2017 (FRESHMAN)

Did not appear in any matches (redshirt).

HIGH SCHOOL

Attended St. Joan of Arc Catholic Secondary School in Mississauga, Ontario, Canada ... First-ever Canadian K-State volleyball signee ... Named Female Athlete of the Year at her high school after her freshman and sophomore seasons ... Selected MVP of her volleyball team her junior year ... Two-time regional high jump champion in track and field.

PERSONAL

Biology major.

CAREER HONORS

Big 12 Commissioner's Honor Roll (Fall '17)

CAREER HIGHS

Kills: -- --
Att. %: -- --
Blocks: -- --
Aces: -- --
Points: -- --

BIG 12 HIGHS

Kills: -- --
Att. %: -- --
Blocks: -- --
Aces: -- --
Points: -- --



20



mckenzi WEBER

DEFENSIVE SPECIALIST/LIBERO

JUNIOR \ 5-7

OVERLAND PARK, KAN. \ BISHOP MIEGE HS

(WEBBER)



2017 (SOPHOMORE)

Appeared in two matches (two sets), recording one dig at Omaha on Sept 14.

2016 (FRESHMAN)

Appeared in three matches (three sets), recording two digs ... Picked up a dig vs. Loyola on September 10 and vs. UMKC on September 16.

HIGH SCHOOL

Attended Bishop Miede in Overland Park, Kansas.

PERSONAL

Daughter of Stan and Nancy Weber ... Has one sister, Brittani, and two brothers, Stanton and Landry ... Father Stan played quarterback at K-State and is a K-State radio analyst ... Brother Stanton played football at K-State and is a graduate assistant under Bill Snyder ... Brother Landry is a redshirt freshman wide receiver for the Wildcats ... Bakery Science and Management major.

CAREER HONORS

Big 12 Commissioner's Honor Roll (Fall '16)
Big 12 Commissioner's Honor Roll (Spring '17)
Big 12 Commissioner's Honor Roll (Fall '17)

CAREER HIGHS

Kills: -- --
Att. %: -- --
Digs: 1 3x, Last: 9/14/17, at Omaha
Aces: -- --
Points: -- --

BIG 12 HIGHS

Kills: -- --
Att. %: -- --
Blocks: -- --
Aces: -- --
Points: -- --

MISCELLANEOUS

	'17	'16	Total
5+ Digs	0	0	0
10+ Digs	0	0	0
2+ Aces	0	0	0

2017 MATCH BY MATCH

Date	Opponent	SP	K	E	TA	Pct	A	SA	SE	RE	DIG	BS	BA	BE	Tot	BHE	PTS
Aug 25	vs Pacific	DNP															
Aug 26	vs Idaho	DNP															
Aug 26	at Oregon State	DNP															
Aug 31	ARKANSAS	DNP															
Sep 1	SYRACUSE	DNP															
Sep 2	#6 WISCONSIN	DNP															
Sep 7	vs North Florida	DNP															
Sep 8	vs Xavier	DNP															
Sep 8	at Georgia Tech	DNP															
Sep 12	UMKC	1	0	0	0	.000	0	0	0	0	0	0	0	0	0.0	0	0.0
Sep 14	at Omaha	1	0	0	0	.000	0	0	0	0	1	0	0	0	0.0	0	0.0
Sep 15	vs #10 Nebraska	DNP															
Sep 16	vs UNI	DNP															
Sep 20	at Oklahoma	DNP															
Sep 24	#12 KU	DNP															
Sep 30	at #5 Texas	DNP															
Oct 4	at TCU	DNP															
Oct 7	TEXAS TECH	DNP															
Oct 11	at #23 Iowa State	DNP															
Oct 14	#25 BAYLOR	DNP															
Oct 21	at West Virginia	DNP															
Oct 25	#22 IOWA STATE	DNP															
Oct 28	at Texas Tech	DNP															
Nov 1	#3 TEXAS	DNP															
Nov 8	at #11 KU	DNP															
Nov 11	TCU	DNP															
Nov 15	at #19 Baylor	DNP															
Nov 18	OKLAHOMA	DNP															
Nov 22	WEST VIRGINIA	DNP															
Totals		2	0	0	0	.000	0	0	0	0	1	0	0	0	0.0	0	0.0



2016 MATCH BY MATCH

Date	Opponent	SP	K	E	TA	Pct	A	SA	SE	RE	DIG	BS	BA	BE	Total	BHE	PTS
Aug 26	vs Arizona	DNP															
Aug 27	at #6 Hawaii	DNP															
Aug 28	vs #4 Wisconsin	DNP															
Sep 2	MICHIGAN	DNP															
Sep 3	TENNESSEE ST.	DNP															
Sep 3	GEORGIA TECH	DNP															
Sep 9	MISSISSIPPI ST.	DNP															
Sep 9	MIAMI (FL)	1	0	0	0	.000	0	0	0	0	0	0	0	0	0.0	0	0.0
Sep 10	LOYOLA	1	0	0	0	.000	0	0	0	0	1	0	0	0	0.0	0	0.0
Sep 13	CREIGHTON	DNP															
Sep 16	vs UMKC	1	0	0	0	.000	0	0	1	1	1	0	0	0	0.0	0	0.0
Sep 16	at Arkansas	DNP															
Sep 17	vs Southern Miss	DNP															
Sep 21	IOWA ST.	DNP															
Sep 25	at Baylor	DNP															
Oct 1	#4 TEXAS	DNP															
Oct 5	at Texas Tech	DNP															
Oct 8	TCU	DNP															
Oct 12	at #6 KU	DNP															
Oct 15	at Oklahoma	DNP															
Oct 22	WEST VIRGINIA	DNP															
Oct 26	at Iowa St.	DNP															
Oct 29	BAYLOR	DNP															
Nov 2	#4 KU	DNP															
Nov 5	at TCU	DNP															
Nov 9	at West Virginia	DNP															
Nov 16	OKLAHOMA	DNP															
Nov 19	at #7 Texas	DNP															
Nov 26	TEXAS TECH	DNP															
Dec 2	LIPSCOMB	DNP															
Dec 3	OHIO STATE	DNP															
Totals		3	0	0	0	.000	0	0	1	1	2	0	0	0	0.0	0	0.0



OVERALL CAREER

Season	SP	MP	K	K/S	E	TA	Pct	A	A/S	SA	SA/S	SE	DIG	D/S	RE	BS	BA	TB	B/S	BE	BHE	PTS	PTS/S
2016	3	3	0	0.00	0	0	.000	0	0.00	0	0.00	1	2	0.67	1	0	0	0	0.00	0	0	0.0	0.00
2017	2	2	0	0.00	0	0	.000	0	0.00	0	0.00	0	1	0.50	0	0	0	0	0.00	0	0	0.0	0.00
TOTAL	5	5	0	0.00	0	0	.000	0	0.00	0	0.00	1	3	0.60	1	0	0	0	0.00	0	0	0.0	0.00

BIG 12 CAREER

Season	SP	MP	K	K/S	E	TA	Pct	A	A/S	SA	SA/S	SE	DIG	D/S	RE	BS	BA	TB	B/S	BE	BHE	PTS	PTS/S
2016	--	--	--	--	--	--	--	--	--	--	--	--	--	--	--	--	--	--	--	--	--	--	--
2017	--	--	--	--	--	--	--	--	--	--	--	--	--	--	--	--	--	--	--	--	--	--	--
TOTAL	--	--	--	--	--	--	--	--	--	--	--	--	--	--	--	--	--	--	--	--	--	--	--



11

peyton WILLIAMS

MIDDLE BLOCKER

SOPHOMORE (RS) \ \ 6-4

TOPEKA, KAN. \ \ CAIR PARAVEL LATIN SCHOOL



2017 (REDSHIRT FRESHMAN)

Big 12 All-Freshman Team ... Academic All-Big 12 First Team ... Named Big 12 Freshman of the Week on Aug. 28 following the season's opening weekend at the Beaver State Classic where she hit over .700 in two matches against Idaho and Oregon State... Ended the season as the team leader in hitting percentage at .309, the highest efficiency by a Wildcat since Kaitlynn Pelger's .317 in 2012 ... Fourteen times she hit .300 or higher and 11 times she eclipsed the .400 mark (led team) ... Finished second on team with 88 total blocks and 0.86 blocks per set ... Recorded double-figure kills eight times, with a season-best 14 vs. Kansas on Sept. 24 ... Season-high eight blocks at West Virginia on Oct. 21 ... Averaged 1.87 kills per set with 191 total kills ... In Big 12 play, she led team with a .269 hitting percentage and was second with 118 kills (1.82 per set) and 62 blocks (0.95 per set).

2016 (FRESHMAN)

Did not appear in any matches (redshirt) ... Also a member of the K-State women's basketball team.

HIGH SCHOOL

Lettered in five years at Cair Paravel Latin School in Topeka, Kansas ... First team all-league and league MVP in each of her five seasons ... During her club career with Topeka Impact, she was named all-tournament at the 2015 USA Volleyball Girls National Championship after helping the 17-1 team finish third ... Also lettered in four years in basketball ... Named all-league four times ... Scored more than 1,200 points ... Averaged 19.3 points and 13.1 rebounds as a junior ... Played golf as a freshman.

PERSONAL

Born in Topeka, Kansas ... Daughter of Eric Williams and Kim Fertig; step daughter to Todd Fertig and Heidi Williams ... Has a younger brother, Carter ... During high school, was involved with choir, Madrigals, theatre, art and student council ... Anthropology major.

2017 MATCH BY MATCH

Date	Opponent	SP	K	E	TA	Pct	A	SA	SE	RE	DIG	BS	BA	BE	Tot	BHE	PTS
Aug 25	vs Pacific	DNP															
Aug 26	vs Idaho	2	7	0	10	.700	0	0	0	0	0	1	0	0	1.0	0	8.0
Aug 26	at Oregon State	3	9	0	12	.750	0	0	0	0	2	0	5	0	5.0	0	11.5
Aug 31	ARKANSAS	4	7	1	11	.545	0	0	0	0	1	0	2	0	2.0	0	8.0
Sep 1	SYRACUSE	4	4	2	12	.167	0	0	0	0	0	0	2	0	2.0	0	5.0
Sep 2	#6 WISCONSIN	3	2	2	8	.000	0	0	0	0	1	0	1	0	1.0	0	2.5
Sep 7	vs North Florida	4	6	1	12	.417	0	0	0	0	0	0	2	0	2.0	0	7.0
Sep 8	vs Xavier	2	6	1	12	.417	0	0	0	0	2	0	1	1	1.0	0	6.5
Sep 8	at Georgia Tech	1	3	2	7	.143	0	0	0	1	0	0	0	0	0.0	0	3.0
Sep 12	UMKC	2	2	1	4	.250	0	0	0	0	0	0	3	0	3.0	0	3.5
Sep 14	at Omaha	4	12	1	18	.611	0	0	0	0	0	1	3	0	4.0	0	14.5
Sep 15	vs #10 Nebraska	3	5	2	18	.167	0	0	0	0	1	0	1	0	1.0	0	5.5
Sep 16	vs UNI	5	10	2	24	.333	2	0	0	0	2	0	4	0	4.0	0	12.0
Sep 20	at Oklahoma	5	11	2	23	.391	0	0	0	0	2	1	6	0	7.0	0	15.0
Sep 24	#12 KU	5	14	2	26	.462	0	0	0	0	0	0	3	0	3.0	1	15.5
Sep 30	at #5 Texas	3	1	2	12	-.083	1	0	0	0	1	0	0	0	0.0	0	1.0
Oct 4	at TCU	4	6	2	21	.190	1	0	0	0	2	0	6	0	6.0	0	9.0
Oct 7	TEXAS TECH	5	11	2	19	.474	1	1	2	0	3	0	7	0	7.0	0	15.5
Oct 11	at #23 Iowa State	2	1	1	5	.000	0	0	1	0	2	0	0	0	0.0	0	1.0
Oct 14	#25 BAYLOR	4	11	1	21	.476	2	0	0	0	0	1	5	1	6.0	0	14.5
Oct 21	at West Virginia	5	12	3	24	.375	0	0	0	0	1	0	8	0	8.0	0	16.0
Oct 25	#22 IOWA STATE	3	4	0	10	.400	0	0	0	0	1	1	2	0	3.0	1	6.0
Oct 28	at Texas Tech	5	10	3	26	.269	0	0	0	0	2	1	4	0	5.0	0	13.0
Nov 1	#3 TEXAS	5	9	4	23	.217	0	0	0	0	0	0	3	0	3.0	0	10.5
Nov 8	at #11 KU	4	5	4	20	.050	0	0	0	0	1	0	3	0	3.0	0	6.5
Nov 11	TCU	5	9	4	30	.167	0	0	0	0	1	0	4	1	4.0	0	11.0
Nov 15	at #19 Baylor	4	7	4	20	.150	0	0	0	0	0	0	1	0	1.0	0	7.5
Nov 18	OKLAHOMA	3	7	0	15	.467	2	0	0	0	1	0	4	1	4.0	0	9.0
Nov 22	WEST VIRGINIA	3	0	1	14	-.071	0	0	0	0	1	0	2	0	2.0	0	1.0
Totals			102	191	50	.309	9	1	3	1	27	6	82	4	88.0	2	239.0

OVERALL CAREER

Season	SP	MP	K	K/S	E	TA	Pct	A	A/S	SA	SA/S	SE	DIG	D/S	RE	BS	BA	TB	B/S	BE	BHE	PTS	PTS/S
2017	102	28	191	1.87	50	457	.309	9	0.09	1	0.01	3	27	0.26	1	6	82	88	0.86	4	2	239.0	2.34
TOTAL	102	28	191	1.87	50	457	.309	9	0.09	1	0.01	3	27	0.26	1	6	82	88	0.86	4	2	239.0	2.34

BIG 12 CAREER

Season	SP	MP	K	K/S	E	TA	Pct	A	A/S	SA	SA/S	SE	DIG	D/S	RE	BS	BA	TB	B/S	BE	BHE	PTS	PTS/S
2017	65	16	118	1.82	35	309	.269	7	0.11	1	0.02	3	18	0.28	0	4	58	62	0.95	3	2	152.0	2.34
TOTAL	65	16	118	1.82	35	309	.269	7	0.11	1	0.02	3	18	0.28	0	4	58	62	0.95	3	2	152.0	2.34

CAREER HONORS

Big 12 All-Freshman Team (2017)
Academic All-Big 12 First Team (2017)
Big 12 Freshman of the Week (8/28/17)
Big 12 Commissioner's Honor Roll (Fall '16)
Big 12 Commissioner's Honor Roll (Spring '17)
Big 12 Commissioner's Honor Roll (Fall '17)

CAREER HIGHS

Kills: 14 9/24/17, KU
Att. %: .750 8/26/17, at Oregon State
Blocks: 8.0 10/21/17, at West Virginia
Aces: 1 10/7/17, TEXAS TECH
Points: 16.0 10/21/17, at West Virginia

BIG 12 HIGHS

Kills: 14 9/24/17, KU
Att. %: .476 10/14/17, BAYLOR
Blocks: 8.0 10/21/17, at West Virginia
Aces: 1 10/7/17, TEXAS TECH
Points: 16.0 10/21/17, at West Virginia

MISCELLANEOUS

	'17	Total
5+ Kills	20	20
10+ Kills	8	8
5+ Blocks	7	7
.300+ Hitting %	14	14
.400+ Hitting %	11	11
2+ Assists	3	3





kylee ZUMACH

OUTSIDE HITTER

SENIOR (RS) \ \ 6-4

BUFFALO, MINN. \ \ BUFFALO HS

(ZOO-MOCK)



2017 (REDSHIRT JUNIOR)

Academic All-Big 12 Second Team ... Named to Beaver State Classic All-Tournament Team ... Team leader with 350 kills (3.02 per set) and 30 service aces ... Became fifth Wildcat in the rally-scoring era to reach 1,000 kills, joining the club on Nov. 8 at Kansas with her milestone kill ... Had four double-doubles on the season after entering year with one career double-double ... Eclipsed 100 digs in a season for first time in career (181) ... Season-high 12 digs at Oregon State on Aug. 26 ... Posted 24 matches in double-figure kills and led or tied for team lead in the category in 18 of 29 matches ... Registered 48 total blocks (0.41 per set) ... Seven matches with multiple service aces ... In Big 12 play, she led team with 119 kills and 2.89 per set and was second with .214 hitting percentage ... Picked up team-best 20 aces ... Had 103 digs and 29 blocks ... Played in every set for K-State.

2016 (REDSHIRT SOPHOMORE)

Academic All-Big 12 Second Team ... 282 kills, .185 hitting percentage in 102 sets (31 matches) and 2.76 kills/set ... Tallied 96 digs and 15 service aces ... 48 blocks (15 solo) ... Recorded first career double-double on August 27 at Hawaii (14 kills, 11 digs) ... Twelve matches with 10 or more kills and hit better than .300 in five matches ... In Big 12 play, averaged 2.29 kills/set on a .136 clip with 43 digs, 22 total blocks and four aces ... Academic All-Big 12 Second Team selection.

2015 (SOPHOMORE)

Played in the first 2 matches of the season before going down with a season-ending injury vs. Illinois State on 8/29 ... 5 kills, 1 ace, 1 block and 1 dig in season-debut on 8/29 vs. Florida A&M ... 9 kills, 10 digs and an ace in Illinois State match ... Played all 6 rotations in her 2 matches played.

2014 (FRESHMAN)

412 kills, .258 hitting percentage, 81 digs and 60 blocks in 116 sets played ... AVCA All-America Honorable Mention ... Set the K-State freshman record for kills in a season and match (25 vs. Eastern Michigan on Sept. 19 - also hit .356) ... First Wildcat ever to be named Big 12 Freshman of the Year ... First unanimous winner of the Big 12 Freshman of the Year award since 2011 (Haley Eckerman, Texas) ... First Wildcat ever to be named AVCA Region Freshman of the Year ... 10+ kills in 25 matches and 20+ kills in 4 matches ... Had 23 kills on a .419 hitting percentage vs. Marshall on Sept. 12 ... Back-to-back matches of 20+ kills on Oct. 25 at West Virginia (24, .305 hitting pct.) and Nov. 1 vs. Texas Tech (22, .310 hitting pct.) ... Hit .300+ in 5 of her last 10 matches ... In conference-only matches, she finished fifth in kills/set (3.59) and points/set (3.87) ... Her 226 kills in Big 12 matches were the most by a freshman since Hannah Werth (Nebraska) had 230 in 2009 ... Had 10 or more kills in 14 of the 16 conference matches ... Led K-State in kills in 11 of the 16 conference matches ... Hit .237 (226k-75e-637a) in Big 12 action ... Also had 46 digs, 28 blocks and 3 aces ... All 3 aces came on Nov. 26 at Oklahoma ... Had 10 kills and hit .400 in her first career match on Aug. 29 at Green Bay ... Hit a season-high .458 with 11 kills on Sept. 6 vs. UCF ... Had her best Big 12 hitting percentage on Nov. 29 vs. West Virginia, hitting .361 with 17 kills ... Season-high 5 blocks (4 solo) on Sept. 8 vs. Missouri St. ... Played in every K-State set.

HIGH SCHOOL

Attended Buffalo High School in Buffalo, Minn. ... Lettered in volleyball for five years, playing for Lauri Zumach for three years (eighth grade, junior and senior) and Michelle Macalena for two years (freshman and sophomore) ... Named all-conference four times, conference MVP twice and all-state twice ... Helped lead Buffalo to conference titles during her sophomore, junior and senior seasons ... Reached the Final Four in the section championships after the Bison went 24-4 in her senior season ... Set school records in kills (1,812), solo blocks (74) and points (2,148) ... Finished second in school history with 1,055 digs and third with 129 aces ... In 2013, had 499 kills (6.4 kps) on a .449 hitting percentage while also adding 364 digs (4.67 dps), 50 blocks (23s, 27a, 0.64 bps), and 40 aces ... In 2012, had 537 kills (6.33 kps) on a .459 hitting percentage while also adding 263 digs (3.25 dps), 48 aces and 45 blocks (15s, 30a, 0.56 bps) ... In 2011, she had 425 kills (4.78 kps), a .364 hitting percentage, 279 digs (3.13 dps), 52 blocks (17s, 35a, 0.58 bps) and 39 aces ... Had 232 kills (2.83 kps) as a freshman in 2010.

PERSONAL

Born on April 30, 1996 in Waconia, Minnesota ... Parents are Darin and Lauri Zumach ... Has one younger sister, Kari ... Named to the honor roll in every quarter during high school ... Served as the sports editor of high school newspaper ... Heavily involved with community service in high school, volunteering at Food Shelf, Inner City Twin Cities and Zion Lutheran Church ... Graduated in Family Studies and Human Services and is currently enrolled in graduate school in Academic Advising.

CAREER HONORS

AVCA All-America Honorable Mention (2014)
AVCA MW Region Freshman of the Year (2014)
AVCA Midwest All-Region Team (2014)
Big 12 Freshman of the Year (2014; unanimous)
All-Big 12 First Team (2014; unanimous)
All-Big 12 Freshman Team (2014; unanimous)
Big 12 Rookie of the Week (Oct. 27, 2014)
Big 12 Rookie of the Week (Oct. 6, 2014)
Big 12 Rookie of the Week (Sept. 22, 2014)
Big 12 Rookie of the Week (Sept. 15, 2014)
Big 12 Rookie of the Week (Sept. 8, 2014)
Michigan Invitational MVP (2014)
Varney's Invitational MVP (2014)
Academic All-Big 12 Rookie Team (2014-15)
Three-time Big 12 Commissioner's Honor Roll
Two-time Academic All-Big 12 Second Team (2016-17)
Beaver State Classic All-Tournament (2017)

CAREER HIGHS

Kills: 25 9/19/14, vs. Eastern Michigan
Att. %: .458 9/6/14, UCF
Digs: 12 2x, 11/22/17, WEST VIRGINIA
Blocks: 6 10/28/17, at Texas Tech
Aces: 3 6x, 9/20/17, at Oklahoma
Points: 26.5 9/19/14, vs. Eastern Michigan

BIG 12 HIGHS



Kills: 24 10/25/14, at West Virginia
Att. %: .361 11/29/14, WEST VIRGINIA
Digs: 12 11/22/17, WEST VIRGINIA
Blocks: 6 10/28/17, at Texas Tech
Aces: 3 2x, 9/20/17, at Oklahoma
Points: 25.0 10/25/14, at West Virginia

MISCELLANEOUS

	'17	'16	'15	'14	Total
10+ Kills	24	12	0	25	61
20+ Kills	0	2	0	4	6
5+ Blocks	2	1	0	2	5
.300+ Hitting %	8	5	0	13	26
.400+ Hitting %	2	0	0	4	6
2+ Aces	7	4	0	1	12
5+ Digs	16	5	1	4	26
10+ Digs	4	1	1	0	6
Double-Doubles	4	1	0	0	5

2017 MATCH BY MATCH

Date	Opponent	SP	K	E	TA	Pct	A	SA	SE	RE	DIG	BS	BA	BE	Tot	BHE	PTS
Aug 25	vs Pacific	4	17	2	39	.385	0	1	0	0	7	0	2	1	2.0	0	19.0
Aug 26	vs Idaho	3	13	4	28	.321	0	0	1	0	11	1	0	2	1.0	0	14.0
Aug 26	at Oregon State	3	10	7	34	.088	0	0	1	2	12	1	0	0	1.0	0	11.0
Aug 31	ARKANSAS	5	12	6	34	.176	1	0	2	0	8	0	1	0	1.0	0	12.5
Sep 1	SYRACUSE	4	3	3	21	.000	0	0	2	1	8	0	1	2	1.0	0	3.5
Sep 2	#6 WISCONSIN	3	10	4	28	.214	0	1	0	0	5	0	1	0	1.0	0	11.5
Sep 7	vs North Florida	4	16	5	38	.289	0	0	2	0	5	0	1	0	1.0	0	16.5
Sep 8	vs Xavier	3	14	3	32	.344	0	3	4	0	3	1	2	0	3.0	0	19.0
Sep 8	at Georgia Tech	5	15	6	41	.220	0	0	2	0	9	0	1	1	1.0	0	15.5
Sep 12	UMKC	4	10	0	22	.455	0	3	1	0	2	1	1	1	2.0	0	14.5
Sep 14	at Omaha	4	12	8	42	.095	1	0	2	0	5	1	1	0	2.0	0	13.5
Sep 15	vs #10 Nebraska	3	10	2	27	.296	0	1	1	0	0	1	1	2	2.0	0	12.5
Sep 16	vs UNI	5	17	5	54	.222	0	1	2	0	3	1	0	1	1.0	0	19.0
Sep 20	at Oklahoma	5	11	5	34	.176	0	3	2	0	3	0	1	2	1.0	0	14.5
Sep 24	#12 KU	5	10	5	33	.152	0	1	2	0	5	0	0	0	0.0	0	11.0
Sep 30	at #5 Texas	3	14	4	37	.270	0	1	2	0	2	0	0	0	0.0	0	15.0
Oct 4	at TCU	4	15	4	45	.244	2	1	1	1	8	0	3	0	3.0	0	17.5
Oct 7	TEXAS TECH	5	11	1	29	.345	1	2	0	0	8	0	3	0	3.0	0	14.5
Oct 11	at #23 Iowa State	3	4	6	32	-.062	0	0	1	0	4	0	0	1	0.0	0	4.0
Oct 14	#25 BAYLOR	4	13	3	33	.303	0	0	2	1	6	0	2	1	2.0	0	14.0
Oct 21	at West Virginia	5	9	3	36	.167	0	2	2	0	3	0	5	0	5.0	0	13.5
Oct 25	#22 IOWA STATE	3	10	6	38	.105	0	2	0	0	3	0	0	0	0.0	0	12.0
Oct 28	at Texas Tech	5	12	5	45	.156	0	3	2	2	8	1	5	0	6.0	0	18.5
Nov 1	#3 TEXAS	5	19	8	63	.175	0	1	0	0	10	0	3	0	3.0	0	21.5
Nov 8	at #11 KU	4	15	5	35	.286	0	1	3	0	5	0	0	0	0.0	0	16.0
Nov 11	TCU	5	18	7	46	.239	1	1	0	3	9	0	1	0	1.0	0	19.5
Nov 15	at #19 Baylor	4	8	3	32	.156	1	0	1	0	9	0	0	0	0.0	0	8.0
Nov 18	OKLAHOMA	3	8	1	18	.389	0	0	0	3	8	0	3	0	3.0	0	9.5
Nov 22	WEST VIRGINIA	3	14	0	28	.500	0	2	1	2	12	0	2	0	2.0	0	17.0
Totals		116	350	121	1024	.224	7	30	39	15	181	8	40	14	48.0	0	408.0



2016 MATCH BY MATCH

Date	Opponent	SP	K	E	TA	Pct	A	SA	SE	RE	DIG	BS	BA	BE	Total	BHE	PTS
Aug 26	vs Arizona	4	8	4	23	.174	0	1	2	0	3	1	1	0	2.0	0	10.5
Aug 27	at #6 Hawaii	4	14	8	39	.154	1	3	4	1	11	1	1	0	2.0	0	18.5
Aug 28	vs #4 Wisconsin	3	9	4	29	.172	0	0	1	0	5	1	1	0	2.0	0	10.5
Sep 2	MICHIGAN	4	20	10	48	.208	1	2	2	2	3	1	1	0	2.0	0	23.5
Sep 3	TENNESSEE STATE	1	3	0	7	.429	0	0	0	0	0	0	0	0	0.0	0	3.0
Sep 3	GEORGIA TECH	5	20	8	57	.211	0	0	0	0	4	1	0	0	1.0	0	21.0
Sep 9	MISSISSIPPI ST.	4	12	1	31	.355	0	0	1	0	1	0	2	1	2.0	0	13.0
Sep 9	MIAMI (FL)	3	6	2	14	.286	0	0	0	0	1	1	0	0	1.0	0	7.0
Sep 10	LOYOLA	3	12	4	23	.348	0	0	0	0	3	1	1	0	2.0	0	13.5
Sep 13	CREIGHTON	4	16	3	44	.295	0	3	0	0	4	0	2	1	2.0	0	20.0
Sep 16	vs UMKC	4	10	4	32	.188	0	0	3	0	4	0	1	1	1.0	0	10.5
Sep 16	at Arkansas	3	8	2	23	.261	0	0	0	0	3	1	1	1	2.0	0	9.5
Sep 17	vs Southern Miss	4	14	5	34	.265	0	1	1	0	4	0	0	0	0.0	0	15.0
Sep 21	IOWA ST.	4	7	3	29	.138	0	0	1	0	3	3	1	0	4.0	0	10.5
Sep 25	at Baylor	3	8	3	34	.147	1	2	1	0	4	1	3	0	4.0	0	12.5
Oct 1	#4 TEXAS	5	18	7	45	.244	2	0	0	0	9	0	3	0	3.0	0	19.5
Oct 5	at Texas Tech	3	9	2	19	.368	0	0	0	1	1	0	0	1	0.0	0	9.0
Oct 8	TCU	3	6	5	23	.043	0	0	0	0	5	0	0	1	0.0	0	6.0
Oct 12	at #6 KU	1	0	3	3	-1.000	0	0	0	0	0	0	0	0	0.0	0	0.0
Oct 15	at Oklahoma	2	3	3	11	.000	0	0	0	0	1	1	0	0	1.0	0	4.0
Oct 22	WEST VIRGINIA	2	2	2	8	.000	0	0	0	0	0	0	0	0	0.0	0	2.0
Oct 26	at Iowa St.	1	0	1	7	-.143	0	0	0	0	1	0	0	0	0.0	0	0.0
Oct 29	BAYLOR	3	7	4	25	.120	0	0	0	0	3	0	0	0	0.0	0	7.0
Nov 2	#4 KU	4	14	10	55	.073	0	1	0	0	3	1	0	0	1.0	0	16.0
Nov 5	at TCU	1	0	3	4	-.750	0	0	0	0	0	0	0	0	0.0	0	0.0
Nov 9	at West Virginia	5	7	4	31	.097	0	0	1	0	7	1	4	1	5.0	0	10.0
Nov 16	OKLAHOMA	4	17	4	38	.342	1	0	1	0	2	0	3	1	3.0	0	18.5
Nov 19	at #7 Texas	4	4	2	17	.118	0	0	3	0	2	0	1	0	1.0	0	4.5
Nov 26	TEXAS TECH	3	8	3	27	.185	0	1	1	0	2	0	0	1	0.0	0	9.0
Dec 2	LIPSCOMB	3	9	1	24	.333	0	0	1	0	2	0	3	0	3.0	0	10.5
Dec 3	OHIO STATE	5	11	10	43	.023	1	1	1	0	5	0	4	0	4.0	0	14.0
Totals		102	282	125	847	.185	7	15	24	4	96	15	33	9	48.0	0	328.5

2015 MATCH BY MATCH

Date	Opponent	SP	K	E	TA	Pct	A	SA	SE	RE	DIG	BS	BA	BE	Total	BHE	PTS
Aug 28	vs Florida A&M	3	5	2	15	.200	0	1	1	1	1	1	0	0	1.0	0	7.0
Aug 29	vs Illinois State	4	9	5	28	.143	0	1	1	1	10	0	0	0	0.0	0	10.0
Aug 29	at Miami					DNP (INJURED)											
Sep 04	GREEN BAY					DNP (INJURED)											
Sep 04	CAL					DNP (INJURED)											
Sep 05	UNLV					DNP (INJURED)											
Sep 11	vs VCU					DNP (INJURED)											
Sep 12	vs Seattle					DNP (INJURED)											
Sep 12	at Middle Tennessee					DNP (INJURED)											
Sep 18	vs Wisconsin					DNP (INJURED)											
Sep 19	vs Arkansas					DNP (INJURED)											
Sep 20	at Creighton					DNP (INJURED)											
Sep 23	at Kansas					DNP (INJURED)											
Sep 26	BAYLOR					DNP (INJURED)											
Oct 03	at TCU					DNP (INJURED)											
Oct 07	at Iowa State					DNP (INJURED)											
Oct 10	WEST VIRGINIA					DNP (INJURED)											
Oct 16	at Oklahoma					DNP (INJURED)											
Oct 21	TEXAS					DNP (INJURED)											
Oct 24	at Texas Tech					DNP (INJURED)											
Oct 28	at West Virginia					DNP (INJURED)											
Oct 31	TCU					DNP (INJURED)											
Nov 07	TEXAS TECH					DNP (INJURED)											
Nov 11	OKLAHOMA					DNP (INJURED)											
Nov 18	IOWA STATE					DNP (INJURED)											
Nov 21	at Texas					DNP (INJURED)											
Nov 25	KU					DNP (INJURED)											
Nov 28	at Baylor					DNP (INJURED)											
Dec 04	vs Wichita State					DNP (INJURED)											
Totals		7	14	7	43	.163	0	2	2	2	11	1	0	0	1.0	0	17.0

2014 MATCH BY MATCH

Date	Opponent	SP	K	E	TA	Pct	A	SA	SE	RE	DIG	BS	BA	BE	Total	BHE	PTS
Aug 29	at Green Bay	3	10	2	20	.400	0	0	0	0	1	0	5	0	5.0	0	12.5
Aug 30	vs South Dakota	3	4	2	18	.111	0	0	0	0	1	0	0	0	0.0	0	4.0
Aug 30	vs Arizona	3	7	4	31	.097	0	0	0	0	1	0	1	0	1.0	0	7.5
Sep 04	ARKANSAS	3	12	3	26	.346	0	0	0	0	0	2	1	0	3.0	0	14.5
Sep 05	MIDDLE TENNESSEE	3	13	4	27	.333	0	0	0	0	3	0	1	1	1.0	0	13.5
Sep 06	UCF	3	11	0	24	.458	1	0	0	0	3	0	0	1	0.0	0	11.0
Sep 08	MISSOURI STATE	5	16	8	38	.211	0	0	0	1	1	4	1	0	5.0	0	20.5
Sep 12	vs Marshall	4	23	5	43	.419	0	0	1	0	3	0	3	0	3.0	0	24.5
Sep 12	at Southern Illinois	3	8	2	22	.273	1	0	2	0	3	0	1	0	1.0	0	8.5
Sep 13	vs IPFW	4	15	5	38	.263	0	0	0	0	6	1	2	0	3.0	0	17.0
Sep 16	SDSU	3	10	3	22	.318	0	0	1	0	4	0	1	1	1.0	0	10.5
Sep 19	vs Eastern Michigan	5	25	4	59	.356	0	0	0	0	4	0	3	0	3.0	0	26.5
Sep 19	at Michigan	4	14	1	32	.406	0	0	0	0	4	0	4	1	4.0	0	16.0
Sep 20	vs Youngstown State	4	12	7	34	.147	0	0	0	0	1	0	1	0	1.0	0	12.5
Sep 27	BAYLOR	5	18	10	46	.174	0	0	0	0	2	1	3	0	4.0	0	20.5
Oct 01	at Kansas	5	18	7	59	.186	0	0	0	0	0	0	3	0	3.0	0	19.5
Oct 04	at Texas Tech	3	15	3	40	.300	0	0	0	1	2	0	1	0	1.0	0	15.5
Oct 08	IOWA STATE	4	10	5	41	.122	0	0	0	0	3	0	2	1	2.0	0	11.0
Oct 15	at TCU	3	11	6	30	.167	0	0	0	0	3	0	4	0	4.0	0	13.0
Oct 18	TEXAS	3	6	4	23	.087	0	0	0	0	1	0	3	1	3.0	0	7.5
Oct 22	OKLAHOMA	3	8	3	22	.227	0	0	0	0	3	0	2	0	2.0	0	9.0
Oct 25	at West Virginia	5	24	6	59	.305	1	0	0	0	6	0	2	1	2.0	0	25.0
Nov 01	TEXAS TECH	5	22	4	58	.310	0	0	0	1	2	0	0	1	0.0	0	22.0
Nov 05	at Iowa State	3	13	4	43	.209	1	0	0	0	6	0	0	0	0.0	0	13.0
Nov 07	at Texas	4	12	3	29	.310	0	0	0	1	1	0	2	0	2.0	0	13.0
Nov 12	KANSAS	3	14	3	39	.282	0	0	0	0	2	0	0	1	0.0	0	14.0
Nov 15	at Baylor	5	14	4	49	.204	3	0	0	1	5	0	0	0	0.0	0	14.0
Nov 22	TCU	3	13	4	28	.321	1	0	1	0	3	0	1	0	1.0	0	13.5
Nov 26	at Oklahoma	4	11	5	35	.171	0	3	2	0	3	0	1	1	1.0	0	14.5
Nov 29	WEST VIRGINIA	5	17	4	36	.361	1	0	1	0	4	0	3	3	3.0	0	18.5
Dec 05	vs UTAH	3	6	5	24	.042	0	0	0	0	0	0	1	0	1.0	0	6.5
Totals		116	412	130	1095	.258	9	3	8	5	81	8	52	13	60.0	0	449.0

OVERALL CAREER

Season	SP	MP	K	K/S	E	TA	Pct	A	A/S	SA	SA/S	SE	DIG	D/S	RE	BS	BA	TB	B/S	BE	BHE	PTS	PTS/S
2014	116	31	412	3.55	130	1095	.258	9	0.08	3	0.03	8	81	0.70	5	8	52	60	0.52	13	0	449.0	3.87
2015	7	2	14	2.00	7	43	.163	0	0.00	2	0.29	2	11	1.57	2	1	0	1	0.14	0	0	17.0	2.43
2016	102	31	282	2.76	125	847	.185	7	0.07	15	0.15	24	96	0.94	4	15	33	48	0.47	9	0	328.5	3.22
2017	116	29	350	3.02	121	1024	.224	7	0.06	30	0.26	39	181	1.56	15	8	40	48	0.41	14	0	408.0	3.52
TOTAL	341	93	1058	3.10	383	3009	.224	23	0.07	50	0.15	73	369	1.08	26	32	125	157	0.46	36	0	1202.5	3.52

BIG 12 CAREER

Season	SP	MP	K	K/S	E	TA	Pct	A	A/S	SA	SA/S	SE	DIG	D/S	RE	BS	BA	TB	B/S	BE	BHE	PTS	PTS/S
2014	63	16	226	3.59	75	637	.237	7	0.11	3	0.05	4	46	0.73	4	1	27	28	0.44	9	0	243.5	3.86
2015	--	--	--	--	--	--	--	--	--	--	--	--	--	--	--	--	--	--	--	--	--	--	--
2016	48	16	110	2.29	59	376	.136	4	0.08	4	0.08	8	43	0.90	1	7	15	22	0.46	5	0	128.5	2.67
2017	66	16	191	2.89	66	584	.214	5	0.08	20	0.30	19	103	1.56	12	1	28	29	0.44	4	0	226.0	3.42
TOTAL	177	48	527	2.98	200	1597	.205	16	0.09	27	0.15	31	192	1.08	17	9	70	79	0.45	18	0	598.0	3.38



suzie FRITZ

HEAD COACH \ \ 18TH SEASON
FLORIDA ATLANTIC, '94
CLAY CENTER, KAN.



CAREER RECORD: 326-197 (.623)



Since taking the helm of the program in 2001, Suzie Fritz has established K-State volleyball as not only a contender in the Big 12 but also the nation. A Kansas native and part of the program since 1997, Fritz is K-State's winningest coach and has helped the program reach the NCAA Tournament 16 times, including 12 as the head coach.

Fritz has accumulated 326 career wins in 17 seasons and led the Wildcats to being nationally ranked in 11 different campaigns. She has a 170-142 (.545) record in Big 12 action, with the 170 wins ranking third among Big 12 teams since 2001. Fritz helped lead the Wildcats to their first and only Big 12 title in 2003 when the nationally ranked Cats were 18-2 in conference and 30-5 overall.

From an individual standpoint, Fritz has helped guide eight Wildcats to 16 All-America honors, including the program's only three-time honoree in recent Wildcat setter Katie Brand. Brand was one of the four Wildcats that also earned All-Big 12 awards in 2016, bringing the total to 46 under Fritz.

The Wildcats have enjoyed great success in the classroom in addition to on the court. K-State has earned the most Academic All-Big 12 honors in conference history, including 121 since Fritz was named head coach in 2001. The Wildcats have also earned the prestigious AVCA Academic Team Award (3.3 team GPA or higher) 12 times under Fritz's direction, including in each of the last five years. JuliAnne Chisholm and Cari Jensen have combined to earn four Academic All-American honors under Fritz while the Wildcats have accumulated 20 Academic All-District distinctions, including recent Wildcats Brand and Kersten Kober notching that achievement in 2015 and 2016. Kober was also named Big 12 Volleyball Scholar-Athlete of the Year in 2015, the first recipient of the award in program history.

The 2016 season saw both Fritz and the K-State program reach new milestones. In a four-set victory over Mississippi State at Ahearn Field House on September 9, Fritz notched career win No. 300 while the program collected all-time win No. 800. Achieving a national ranking as high as No. 23, the Wildcats had their 12th 20-win season under Fritz with a top-four finish in the Big 12 for the second straight season.

The senior-laden squad earned their third straight NCAA Tournament appearance - and fifth in six seasons - as a quartet of senior starters propelled K-State to the No. 14 national seed, earning the right to host the first two rounds. After a first-round sweep of Lipscomb, the Cats played an all-time match against Ohio State in the second round. After dropping the opening two sets to the Buckeyes, K-State stormed back to force a fifth before missing a trip to the Sweet Sixteen by two points. It was K-State's 17th all-time NCAA Tournament appearance and 12th under Fritz.

The 2015 season saw a non-conference schedule that ended by facing two teams that went on to reach the regional rounds of the NCAA Tournament, K-State had to use a six-match winning streak in the middle of Big 12 slate, its longest conference winning streak since 2003, to finish in the top half of the Big 12 standings. Late wins over Oklahoma and Iowa State at home propelled K-State to its best conference finish since 2011 and a trip to Lincoln, Nebraska for the first round of postseason play for the fourth straight time.

Last year's team graduated six seniors, including starters Brand, Kober, Katie Reininger and Brooke Sassin, but saw the emergence of underclassmen such as Elle Sandbothe and Bryna Vogel. Sandbothe was selected to the Big 12 All-Freshman team while Vogel earned

ATHLETE HONORS UNDER FRITZ

16 All-America honors
21 All-Region selections
46 All-Big 12 selections
47 Big 12 Player of the Week awards
22 Academic All-District selections
121 Academic All-Big 12 distinctions
4 Academic All-America accolades

THE FRITZ FILE

Coaching Record

Overall: 326-197/17 years (.623)
At K-State: Same
Big 12: 170-142/17 years (.545)
In NCAA Tournament:
Head Coach: 10-12/12 years (.455)
Assistant Coach: 4-4/4 years (.500)

Honors

2002 & 2003 Big 12 Coach of the Year
2003 Central Region Coach of the Year
Led K-State to its first Big 12 Conference title (2003)
Winningest coach in K-State Volleyball history

Hire Date

Originally hired as an assistant coach on June 17, 1997
Named interim head coach on August 1, 2001
Assumed permanent head coach duties on October 11, 2001

Birthdate/Hometown

April 14, 1972/Clay Center, Kansas

Education

Undergraduate - Florida Atlantic University, Boca Raton, Fla.
B.S. in Exercise Science and Wellness Education, '94
Graduate - Kansas State University, Manhattan, Kan.
M.A. in Educational Administration and Leadership, '02

Playing Experience

Clay Center High School, Clay Center, Kan.
4 years, setter, 1986-90
Barton County Community College, Great Bend, Kan.
2 years, setter, 1990-91
University of Louisiana-Monroe, Monroe, La.
1 year, setter, 1992
Florida Atlantic University, Boca Raton, Fla.
1 year, setter, 1993

Coaching Experience

1994 Florida Atlantic; assistant coach
1995-96 Barton County CC; assistant coach
1997-2000 Kansas State, assistant coach
2001-Present Kansas State, head coach

Coaching Tree

Jeff Hulsmeier - Associate Head Coach, Florida State (2015-pres.)
Former assistant under Fritz at K-State from 2009-14

Justin Ingram - Head Coach, UIC (2017-pres.)
Former assistant under Fritz at K-State from 2001-08

Dawn Sullivan - Head Coach, UNLV (2018-pres.)
Formerly Dawn Cady, Wildcat from 1996-99

Michaela Franklin - Head Coach, Clemson (2017-pres.)
Former Wildcat, 2002-04

Jason Watson - Head Coach, Arkansas (2016-pres.)
Former assistant under Fritz in 2001

second-team honors from the conference. Vogel had a breakout season, being named Big 12 Offensive Player of the week and all-tournament team in three different non-conference tournaments as well as taking home MVP of the Arkansas Invitational.

The 2015 team featured no seniors as it relied on its core group of juniors to lead it to the 12th winning season in Fritz's tenure. While Brand finished as one of the top setters in the country, libero Kober helped the Wildcats lead the Big 12 in digs, a first for the program since 2002. Reininger and Sassin, meanwhile, picked up All-Big 12 Second Team honors with Reininger leading the team in blocks and Sassin logging the first Double-300 campaign by a Wildcat outside hitter since 1999.



Conversely, several underclassmen were forced to have prominent roles, with sophomore Bryna Vogel playing all six rotations for the first time in her career and the freshman duo of Macy Flowers and Alyssa Schultejans making an impact in their first years. Flowers and Schultejans were All-Big 12 Freshman Team recipients, making them the first pair of K-State teammates to earn all-freshman honors in the same season and setting the tone for future campaigns.

Fritz turned in one of her better coaching seasons in 2014 as K-State, despite boasting one of its youngest teams in recent history, used its steady mix of youth and veteran leadership to reach the NCAA Tournament for the 15th time in school history. The trip to the postseason, which ended in the first round against No. 20 Utah, capped a campaign in which the Wildcats went 22-9 and saw three players exhibit All-Big 12 performances. Freshman Kylee Zumach led the way as she was unanimously voted Big 12 Freshman of the Year, the first in school history, as well as All-Big 12 First Team and All-Big 12 Freshman Team. Brand, an All-Big 12 Freshman Team selection in 2013, joined Zumach on the First Team while senior Natali Jones, who was among the Big 12 leaders in blocks all season long, was named an honorable mention. Zumach and Brand - who both earned All-American honors - along with Katie Reininger (honorable mention), were also named to the AVCA Midwest All-Region Team, with Zumach earning all-region Freshman of the Year honors, another program-first, as well.

The Wildcats may have had standout individual performances surface at the end of the year in the form of postseason awards, but the group of 14 underclassmen and four seniors helped the 2014 team as a whole rebound to previous K-State standards. The regular-season wins, overall and in conference, were the most for the Wildcats in six years while the resiliency expressed by the team all year long helped them tie the program-record for most comeback wins (8) and best road/neutral record (13-5). The team had only seven returning letterwinners from the previous year, but under Fritz and coaching staff's watch, the Wildcats laid the groundwork for the young team to compete at a high level for years to come.

Although 2013 fell short of reaching the NCAA Tournament, the Wildcats still completed their third straight winning season with an 18-11 record and 10th winning campaign under the direction of Fritz. K-State captured three wins over ranked opponents, which included victories at No. 23 Cal and home triumphs over No. 25 Oklahoma and No. 25 Iowa State. Overall, K-State had five wins against teams ranked in the top 50 of the final RPI rankings. The Wildcats were best at home in Ahearn Field House where they went an impressive 10-2 and had four straight

sweeps to end the home campaign. Also, nine Wildcats were named to the Academic All-Big 12 Team - the most in the conference and tying the school-record - while Kaitlynn Pelger was named All-Big 12 First Team and Brand was named to the All-Big 12 Freshman Team.

The 2012 season featured the Wildcats' ninth trip to the NCAA Tournament with Fritz as the head coach. K-State compiled 21 wins in the regular season, highlighted by victories over ranked opponents Minnesota (No. 10), Dayton (No. 20) and Iowa State (No. 22). The Wildcats started the season 12-0 and even broke the school record for consecutive sets won when they captured 23 straight sets. The streak started with the fourth set against Oregon State on August 25 and lasted eight matches until K-State dropped the first set in the win against Minnesota on September 14. In non-conference play, the Wildcats won 11 of its possible 13 regular season matches in straight sets.

In 2011, K-State ended a two-year NCAA Tournament drought in thrilling fashion. The Wildcats won four of their final six matches, helping them earn a trip to Lincoln, Nebraska for the first and second rounds of the NCAA Tournament. After dispatching Wichita State in straight sets in the first round, the Wildcats were left to face the No. 2 team in the country, Nebraska, on its home court at the Nebraska Coliseum. The Wildcats pulled out a five-set upset of the Cornhuskers, the program's first win against a top-10 team since 2003, and moved on to the Sweet 16 for the second time with Fritz as the head coach. The victory against Nebraska was the first time the Huskers had lost an NCAA Tournament match at home in the first two rounds. It also ended a 16-year streak for the Cornhuskers in which they reached the regional semifinals. The Wildcats later lost to Pepperdine in Hawai'i in the regional semifinals, but nonetheless, K-State had another 20-win season in hand after finishing the year 22-11.

While the team enjoyed great success in 2011, Pelger, a middle blocker, became just the seventh different Wildcat in program history to earn All-America honors. The Olathe, Kansas native was named AVCA All-America Honorable Mention in 2011 - a feat she repeated in 2012 - as well as Volleyball Magazine Third Team All-American. Fritz has seen K-State earn nine All-America honors in her time as head coach and 12 All-America accolades since she was a K-State assistant coach starting in 1997.

Both the 2009 and 2010 seasons featured young Wildcat teams that fell short of a winning record, but still contained many highlights. In 2009, K-State upset No. 23 Texas A&M in a Big 12 match in Ahearn Field House, snapping a streak of 21 straight losses to ranked opponents. The Wildcats also won the BYU Nike Classic in 2009. During the 2010 season, Lauren Mathewson cemented her name in the K-State record books by finishing her career with 1,755 digs, which were second-most in program history. Also, Pelger became the first K-State freshman to be selected to the All-Big 12 Freshman team.

The 2008 K-State team reached the NCAA Tournament and finished 20th in the final AVCA Coaches Poll. The Wildcats finished third in the Big 12 with a 14-6 record and had to travel to Seattle for the first round of the NCAA Tournament, where they fell to Santa Clara in five sets. Three players earned All-Big 12 honors that season while Nataly Korobkova earned her second All-American honor when she was named to the AVCA All-America Third Team.



Behind Korobkova's first All-American season in 2007, K-State reached the NCAA Tournament once again, advancing to the second round. Korobkova, Fritz's fifth All-American as a head coach, had 498 kills in her first season, earning Big 12 Newcomer of the Year honors, an All-Big 12 First Team selection and AVCA All-Region VI accolades in addition to the All-American nod. Similar to 2008, K-State finished third in the Big 12 with a 14-6 record in 2007.

The Wildcats have averaged a fourth-place finish in the powerful Big 12 under Fritz, but in the off-year of 2006, the team finished 10th. Key injuries also helped end the team's impressive run of postseason appearances.

In 2005, the team reached 20 wins for the seventh consecutive season, going 21-11, and advanced to the second round of the NCAA Tournament for the eighth straight year. K-State opened the campaign with the second 8-0 start in school history and first since the 1998 season. The Wildcats broke single-season school records for team total blocks (354.5) and team block assists (621). The squad was also successful in the classroom as K-State put eight Wildcats on the first and second teams of the Academic All-Big 12 teams.

The dominance at the net by the Wildcats would become a trend under Fritz's leadership. After setting the blocks record in 2005, K-State would post the second-best total blocks mark the following season and raise the bar again in 2007, tabulating a school-record 357.5. In terms of block assists, Fritz's teams all hold the top-five totals in school history, including a program-best 643 in 2007.

The direction of the program continued rising in Fritz's fourth year with another trip to the NCAA Tournament and 20 wins in 2004. The Wildcats finished with a 20-11 record and advanced to the second round of the NCAA Tournament before falling to national powerhouse, the University of Southern California.

Fritz led the Wildcats to their first conference championship in school history in 2003, which was just her third year as head coach. K-State posted a 30-5 record and was a perfect 18-0 at home in Ahearn Field House. After losing the first two matches of the season, the Wildcats went on winning streaks of 12 and 16 matches en route to the conference title. K-State took both matches from conference power Nebraska, including just the program's second win on the road against the Cornhuskers in October.

Lauren Goehring and Gabby Guerre were both named All-Americans for their contributions during the 2003 season with Goehring earning first team honors and Guerre receiving an honorable mention. Goehring was also the school's first conference player of the year. The Wildcats had three players on the All-Big 12 first team with an additional two as honorable mentions.

Following her debut season, Fritz took the team again to the NCAA Tournament in 2002, a streak of post-season tournament appearances that would become five straight for the Wildcats under Fritz's leadership.

Three Wildcats were named first team All-Big 12 in 2002, marking the fifth year in a row - all under Fritz's tenure - that the program placed two players on the league's first team. The 2002 squad gained valuable experience with a number of players returning the next year for the most successful season in school history.

In her inaugural season as the K-State head coach, Fritz led the Wildcats to the second round of the NCAA Tournament and a 20-8 record. It was the highest winning percentage in school history (.714) by a first-year coach.

Also in 2001, Liz Wegner became the first player in K-State history to be named an All-American team twice in her career, as she was named an honorable mention All-American by Volleyball Magazine. Wegner joined fellow senior Lisa Mimick on the 2001 All-Big 12 First Team.

Fritz began her head coaching career at K-State as an interim head coach after Jim McLaughlin left the program shortly before the start of the 2001 season. After a 9-5 start in her first year, Fritz was named the program's permanent head coach. She took the reins from McLaughlin after serving as his top assistant for four years.

As an assistant coach for the Wildcats, Fritz was one of the chief architects of K-State's success from 1997-2000. She helped guide the

FRITZ YEAR-BY-YEAR

Year	School	Position	Overall Record	Conference Record (Finish)	Postseason
1994	Florida Atlantic	Assistant Coach	6-21	3-7 (5th)	--
1995	Barton CC	Assistant Coach	49-10	12-0 (1st)	NJCAA T-5th
1996	Barton CC	Assistant Coach	62-4	15-1 (1st)	NJCAA 4th
1997	K-State	Assistant Coach	20-13	11-9 (6th)	NCAA First Round
1998	K-State	Assistant Coach	19-12	12-8 (5th)	NCAA Second Round
1999	K-State	Assistant Coach	21-9	14-6 (4th)	NCAA Second Round
2000	K-State	Assistant Coach	22-9	14-6 (T-2nd)	NCAA Reg. Semi.
2001	K-State	Head Coach	20-8	15-5 (3rd)	NCAA Second Round
2002	K-State	Head Coach	21-9	16-4 (2nd)	NCAA Second Round
2003	K-State	Head Coach	30-5	18-2 (1st)	NCAA Reg. Semi.
2004	K-State	Head Coach	20-11	13-7 (5th)	NCAA Second Round
2005	K-State	Head Coach	21-11	11-9 (4th)	NCAA Second Round
2006	K-State	Head Coach	12-18	4-16 (10th)	---
2007	K-State	Head Coach	23-9	14-6 (3rd)	NCAA Second Round
2008	K-State	Head Coach	24-8	14-6 (3rd)	NCAA First Round
2009	K-State	Head Coach	12-18	6-14 (9th)	---
2010	K-State	Head Coach	12-19	6-14 (9th)	---
2011	K-State	Head Coach	22-11	9-7 (4th)	NCAA Reg. Semi.
2012	K-State	Head Coach	21-9	8-8 (5th)	NCAA First Round
2013	K-State	Head Coach	18-11	6-10 (5th)	---
2014	K-State	Head Coach	22-9	9-7 (5th)	NCAA First Round
2015	K-State	Head Coach	17-12	9-7 (T-4th)	NCAA First Round
2016	K-State	Head Coach	21-10	9-7 (T-4th)	NCAA Second Round
2017	K-State	Head Coach	10-19	3-13 (9th)	---
Years coaching:			24 years		
Years coaching at Division I:			22 years		
Years at K-State:			21 years		
Years at K-State as Head Coach:			17 years		
Head Coach Record:			326-197 (.623)		
Big 12 Record:			170-142 (.545)		
NCAA Tournament Appearances:			16		
NCAA Tournament Appearances as Head Coach:			12		
NCAA Tournament Record:			10-12 (.455)		

FRITZ VS. OPPONENTS

Alabama.....	1-1	Nebraska.....	3-20
Arizona.....	1-1	North Dakota St.....	1-0
Arizona St.....	1-0	North Florida.....	1-0
Arkansas.....	8-2	North Texas.....	1-0
Arkansas-Little Rock.....	1-0	Northern Iowa.....	5-1
Arkansas State.....	1-0	Notre Dame.....	1-0
Bakersfield.....	1-0	Oakland.....	1-0
Baylor.....	21-13	Oklahoma.....	21-13
BYU.....	1-1	Ohio.....	1-0
Cal Poly.....	3-0	Ohio St.....	0-1
Cal State Fullerton.....	1-0	Omaha.....	2-0
Cal State Northridge.....	1-0	Oral Roberts.....	2-0
California.....	2-1	Oregon.....	0-1
Colorado.....	14-6	Oregon St.....	1-1
Colorado St.....	1-1	Pacific.....	2-0
Connecticut.....	1-0	Penn St.....	0-1
Cornell.....	1-0	Pepperdine.....	0-1
Creighton.....	4-1	Portland.....	3-0
Dayton.....	1-0	Purdue.....	0-2
Denver.....	1-0	Sacramento St.....	1-0
Drake.....	2-0	Saint Mary's.....	2-0
Duke.....	1-0	Saint Louis.....	2-0
Eastern Michigan.....	1-0	San Diego.....	0-1
Florida.....	0-3	Santa Clara.....	0-3
Florida A&M.....	1-0	Seattle.....	1-0
Florida Atlantic.....	2-0	Siena.....	1-0
Florida St.....	2-1	South Dakota.....	3-0
Fresno St.....	2-0	South Dakota St.....	3-0
Georgia Southern.....	1-0	South Florida.....	2-1
Georgia Tech.....	2-3	Southeast Missouri St.....	1-0
Green Bay.....	2-0	Southern Illinois.....	2-0
Hawaii.....	1-4	Southern Miss.....	1-0
Hofstra.....	1-0	Syracuse.....	1-1
Houston.....	4-0	Tennessee St.....	2-0
Idaho.....	2-0	Tennessee Tech.....	1-0
Illinois State.....	1-0	Texas.....	3-31
Iowa St.....	17-17	Texas A&M.....	14-8
IPFW.....	1-0	TCU.....	7-5
Kansas.....	19-15	Texas Tech.....	29-5
Kentucky.....	0-2	Tulsa.....	3-0
Liberty.....	1-0	UCF.....	1-0
Lipscomb.....	2-0	UC Irvine.....	2-0
LMU.....	1-0	UCLA.....	0-3
Louisville.....	1-1	UMKC.....	5-0
Loyola.....	1-0	UNLV.....	2-0
LSU.....	1-0	USC.....	0-1
Marshall.....	1-0	Utah St.....	3-0
Maryland.....	1-0	Utah Valley.....	1-0
Miami (FL).....	1-1	VCU.....	2-0
Michigan.....	4-2	Washington St.....	1-1
Michigan St.....	0-1	Weber St.....	1-0
Middle Tennessee.....	2-0	West Virginia.....	6-4
Minnesota.....	1-3	Western Michigan.....	1-0
Mississippi St.....	1-0	Wichita St.....	5-0
Missouri.....	15-7	Wisconsin.....	0-3
Missouri St.....	5-0	Youngstown St.....	1-0
Montana St.....	2-0		



THE FRITZ FAMILY

program to four consecutive NCAA Tournaments, including its first appearance in the round of 16 of the tournament in 2000. In that span, the Wildcats posted a 103-52 (.665) overall record, including a 75-36 (.676) mark in Big 12 play. The program recorded four straight final AVCA/USA Today Top 25 finishes, including a then-program-best 16th ranking to conclude the 2000 season.

The team developed into a force in one of the nation's toughest conferences, finishing in the top five each year. The Wildcats had a then school-record second place finish in 2000 with a 14-6 record. As the head coach, Fritz would best that conference mark with a 16-4 record in 2002 and better it yet at 18-2 in the title year of 2003.

While an assistant at K-State, she helped produce two All-Americans - including the program's first in Dawn Cady in 1999 - along with three all-district selections, 11 All-Big 12 honorees, and 22 Academic All-Big 12 picks.

Prior to coming to K-State in 1997, Fritz spent two years as an assistant coach at NJCAA power Barton County Community College in Great Bend, Kansas. During her stay with Barton County, she helped guide the Cougars to a 111-14 (.888) overall record and a pair of top five finishes at the NJCAA National Tournament. She helped coach two first team All-Americans, two NJCAA All-Tournament picks, seven Region VI honorees, and five Academic All-Americans.

Fritz also played two years at Barton County from 1990-91, helping lead the Cougars to a 107-10 (.915) overall record and back-to-back Final Four finishes at the NCJAA Tournament as the team's starting setter. During her sophomore campaign, she was named the school's Most Valuable Player and to the All-Tournament team at the NCJAA Tournament. She was also named to the Volleyball Academic All-American team. She ranked ninth in school history in single-season assists with 1,219 set in 1991.

After two years at Barton, Fritz transferred to Northeast Louisiana (now Louisiana-Monroe) for her junior season before transferring to Florida Atlantic for her senior campaign, finishing her playing career in 1994. She was named the Florida Atlantic's Most Inspirational Player and was an All-Tournament selection.

Upon earning a bachelor's degree in exercise science and wellness education from Florida Atlantic in 1994, she spent a year as an assistant coach at her alma mater before returning to coach at Barton County in 1995.

Fritz earned a master's degree in educational administration and leadership from Kansas State in August of 2002.

Fritz has also served as a coach for the USA Women's Volleyball program. She was appointed to a coaching role with the A2 team in 2006, and in 2009, she was named the A2 head coach, taking the team to a third-place finish at the USA Adult Open Volleyball Championship. In 2013, Fritz and the K-State Wildcats represented the United States at the World University Games in Kazan, Russia.

She also served as the keynote speaker at the AVCA National Convention in 2008, presenting on various aspects of the game.

Fritz is not the first coach in her family. Steve, her husband, was an assistant coach for K-State track and field for 21 years and served as the head boys basketball coach at Riley County High School. Her parents and both brothers have served in some coaching capacity as well. Suzie's father, Larry Wiemers, spent more than 25 years as head football coach at Clay Center High School. Her brother, Dave, coaches football at Pittsburg State, and brother, Jon, at Southeast Missouri State. Suzie's mother, Sandi, has been involved in baton twirling for years and has held positions in her national and world organizations.


A native of Clay Center, Kansas, the former Suzie Wiemers was married to Steve Fritz on June 17, 2000. Steve Fritz, a member of the Kansas State Sports Hall of Fame, was a decathlete who placed fourth in the 1996 Atlanta Olympic Games. The couple has two children, Thomas Jon (T.J.) and Jake.

jeff GROVE

ASSOCIATE HEAD COACH \ \ 20TH SEASON

AZUSA PACIFIC, '91

GOLETA, CALIF.



Jeff Grove has been an assistant coach at K-State for 19 of the last 21 years, with the 2017 season being his 16th consecutive season with the Wildcats since rejoining the program under Suzie Fritz in 2002. From helping orchestrate the rise of the program in the late '90s to maintaining its success with Fritz for the last 16 years, Grove has played a big role in K-State being one of the nation's top programs.

In his 19 years as an assistant, a stretch that includes 14 winning seasons, Grove has helped lead K-State to 356 wins, 14 NCAA Tournament appearances, and a Big 12 Conference title in 2003. As the defensive coordinator for the team, he has also coached a number of great defensive players, including two-time Big 12 Liberos of the Year Laura Downey-Wallace and Angie Lastra, First Team All-Big 12 and AVCA All-American Lauren Goehring, and Volleyball Magazine All-American and three-time First Team All-Big 12 Kaitlynn Pelger.

"It's very unusual to have the opportunity in the coaching business to work with someone as long as Jeff and I have. He is a man of strong character and commitment and is philosophically a great fit for K-State and the way we want to do things," Fritz said. "He has tremendous technical knowledge, understands training at a high level and is excellent with statistical measurement and analysis. I trust in and have the highest respect for him, both as a person and a volleyball coach."

In addition to the role as the defensive coach, the California native is the team's associate head coach, helping in the development of all phases of the program, coordinating and evaluating all statistical and video applications, creating opponent scouting reports and game plans, and organizing tape exchanges.



THE GROVE FAMILY

Grove has coached many outstanding defensive players in K-State history, including Lastra, the most prolific libero for the Wildcats. Lastra finished her career atop the career digs list with 2,032 - a record that still stands. She holds multiple school records, including digs by a freshman and senior as well as digs by any Wildcat in a season. Lastra was also the first libero to be named Big 12 Player of the Week before the conference created an award for both offense and defense.

Grove also helped develop libero Lauren Mathewson, who recorded three of the top six performances in terms of digs in a single season in program history. Mathewson, a three-time Academic All-Big 12 selection, is second in school history in career digs.

That trend of great liberos has continued with recent graduate Kersten Kober, who finished her career with three consecutive 400-dig seasons - including 2015 when she had 500, the seventh-most by a Wildcat in program history. Kober, the 2015 Big 12 Volleyball Scholar-Athlete of the Year, amassed 1,554 career digs to place her fourth all-time in the K-State record books.

With the help of Kober, K-State led the Big 12 in digs per set in overall

and Big 12 matches in 2015, a first for the program since Grove's first year back in 2002.

Grove's impact on the Wildcats' defense extends beyond the backline. At the net, K-State has been one of the stronger teams in the Big 12 under Grove's direction. In 19 seasons, Grove has helped the Wildcats hold opponents to a hitting percentage of .201 or below in a campaign 12 times. K-State has also finished among the Big 12's top three teams in blocks per set in eight of the last 16 seasons, including second in 2013 and 2014 as well as third in 2012.

During Grove's first tour in Manhattan, he was one of the original members of Jim McLaughlin's staff at K-State and a significant component in building the successful Wildcat program of today. He helped guide the team to a 60-34 overall record from 1997-99 and three consecutive bids to the NCAA Tournament. He was responsible for coaching the outside hitters, including K-State's first All-American Dawn Cady and former Team USA alternate Kim Zschau. He also assisted with team travel and recruiting.

Before joining McLaughlin's staff, Grove spent four seasons as an assistant coach at the University of Wyoming from 1993-96. During his tenure on the Cowgirl staff, the program posted a 54-64 (.458) overall record and a 25-33 mark in conference (WAC) play. In 1994, the Cowgirls posted a 17-13 record and advanced to the NCAA Tournament. He began coaching at Wyoming in 1993 after a one-year stint as the lone assistant coach at Weber State in Ogden, Utah.

Grove began his coaching career at his alma mater Azusa Pacific while still an undergraduate. He served as the lone assistant coach for the women's team to help build the program into one of the top NAIA teams. He was also a player/coach for the men's club team. He also has experience at the Olympic level serving an internship with the U.S. National Volleyball Teams.

A native of Goleta, California, Grove earned his bachelor's degree in communication with a minor in business administration from Azusa Pacific in 1991. He is married to the former Julie Abbott and the couple has two children, Kaitlyn and Jonathan.

THE GROVE FILE

Hire Date

August 9, 2002 for his second stint as an assistant coach at K-State; promoted to associate head coach in 2004; first hired as an assistant coach under former head coach Jim McLaughlin on June 17, 1997

Birthdate/Hometown

March 6, 1969/Goleta, California

Education

Azusa Pacific, B.A. Communications, '91

Playing Experience

Dos Pueblos High School (1985-88)
Azusa Pacific University; player/coach (1988-91)

Coaching Experience

1989-91 Azusa Pacific; assistant women's coach & head men's club coach
1992 Weber State; assistant coach
1993-96 Wyoming; assistant coach
1997-99 K-State; assistant coach
2002-pres. K-State; assistant/associate head coach

Collegiate Coaching Experience

Overall: 440-306/23 years
At K-State: 366-240/19 years
In Big 12: 191-170/19 years
In NCAA Tournament: 11-15/15 years



trent SORENSEN

ASSISTANT COACH \ \ 4TH SEASON

BYU, '08

FONTANA, CALIF.



Trent Sorensen, a veteran prep volleyball coach and former collegiate player at BYU, was named assistant coach with K-State volleyball in February 2015.

With the Wildcats, Sorensen assists with training as well as coordinates recruiting, utilizing his years of experience coaching in the club circuit of prep volleyball.

He helped K-State to back-to-back NCAA Tournament appearances and top-four finishes in the Big 12 standings in his first two seasons with the Wildcats.

In his first season with K-State in 2015, he helped lead a group of Wildcats that had no seniors and a 1-3 start in Big 12 play to its best finish in the conference standings since 2011 and a trip to the NCAA Tournament for the fourth time over the last five years.

Prior to joining the Wildcats, Sorensen was a coach within the Tejas Volleyball club program, which is based outside of Fort Worth, Texas. Over his tenure with Tejas, he coached the 15- and 17-year-old age groups, including his last two years as the head coach of the top 15's team.

In addition to his club volleyball coaching experience, Sorensen played for the BYU men's volleyball team starting in 2003, but he accumulated most of his matches played from 2006 to 2008 after serving a church mission in Mexico City for two years. For his entire Cougar career, he played in 87 matches and tallied 337 kills and 202 blocks. During his senior campaign, he only missed only one set over the course of 30 matches and went on to rank second on the team in blocks and attack percentage, helping him earn all-league honorable mention and be a nominee for an AVCA All-America nod.

A native of Fontana, California, the former middle blocker played high school volleyball at Highland High School as well as club for the Santa Monica Beach Club Team.

Sorensen is married to the former Kim Wilson, who also played collegiately at BYU. The couple have four children: Aiden, Sienna, Reece and Gavin.

THE SORENSEN FILE

Hire Date

February 24, 2015

Birthdate/Hometown

November 23, 1983/Palmdale, CA

Education

Undergraduate - Brigham Young University
(B.A. Business Marketing '08)

Playing Experience

BYU, 2005-08

Coaching Experience

2009-15 Tejas Volleyball Club (North Richland Hills, Texas)
2015-pres. K-State, Assistant Coach



THE SORENSEN FAMILY





jill SHIELDS

DEPUTY ATHLETICS DIRECTOR/SWA
CHIEF OPERATING OFFICER
20TH YEAR // UCF, '90



Jill Shields, a 20-year veteran of the K-State Athletics Department, was promoted to Deputy Athletics Director in 2017 after serving as Executive Associate Athletics Director for Student Services since 2015. In this role, she oversees the daily internal operation of the entire athletics department and also serves as the department's senior woman administrator.

Shields oversees the day-to-day operation of the football program while also serving as the sport administrator for women's basketball, track and field, cross country and volleyball.

Shields had previously worked as Senior Associate, Associate and Assistant Athletics Director and Associate Director of Student Services with stints directing the support services for football, women's basketball and volleyball, as well as Life Skills programming.

Shields has played a pivotal role in the academic success of the Wildcats' 16 athletic programs, as K-State is in the midst of a nine-year stretch of high marks in the Big 12 in all-sports graduation rates while also maintaining a national standard the NCAA mandated APR multi-year reports.

Shields came to K-State after working at Wichita State for six years, including the last year as a senior admissions representative in the University's admissions office. She spent the previous five seasons as an assistant women's basketball coach for the Shockers.

Shields earned her bachelor's degree in Liberal Arts from the University of Central Florida in 1990. A member of the Golden Knights basketball team, she was named most valuable player her senior year. Shields earned her Master's degree in education from North Georgia College in 1992.

A native of Assaria, Kansas, Shields and her husband, Mark, live in Manhattan with their two children, Sydney and Sam.



emily TRAUSCH

ASSISTANT ATHLETIC TRAINER
5TH YEAR // NEBRASKA WESLEYAN, '10



Emily Trausch enters her fifth season with K-State volleyball after joining the program in July 2014. She provides the Wildcats with care and prevention of injuries as well as oversees rehabilitation programs for the student-athletes.

Prior to K-State, Trausch was a full-time athletic trainer at Nebraska for three years and two years with the Huskers as a graduate assistant. She worked with the Husker softball program, helping Nebraska advance to an NCAA Super Regional in 2014 after the team reached the 2013 Women's College World Series.

A native of Winner, South Dakota, Trausch graduated from Nebraska Wesleyan in May of 2010 with a degree in athletic training and a minor in health and human performance. While at Nebraska Wesleyan, she worked with multiple programs, including the softball team. Trausch also spent a semester at Lincoln Northeast High School, primarily working with the football team.

In May of 2012, she earned her master's degree in education administration from Nebraska.

The former Emily Schueth and her husband, Scott, reside in Manhattan.



diana LOOMIS


DIRECTOR OF VOLLEYBALL OPERATIONS
20TH YEAR // MANHATTAN CHRISTIAN COLLEGE, '03



Diana Loomis enters her 20th season as Director of Operations for K-State volleyball. In her role, Loomis is responsible for all areas of operation of the volleyball program, including managing the budget and financial issues, coordinating all team travel, overseeing projects and special events, organizing Wildcat Volleyball Camps, and managing day-to-day administrative tasks. Prior to K-State Athletics, Loomis spent nine years as an Office Supervisor and Office Manager in the Department of Animal Sciences & Industry at Kansas State.

In addition to her responsibilities with K-State Athletics, Loomis serves as the Vice President for the U.S. Twirling Association. Loomis, who has served on the board of directors since 2008, is a Master Level Judge for both national and international competitions.

A native of Clay Center, Kansas, Loomis is a graduate of Clay Center Community High School and attended Emporia State and Kansas State before graduating with a Bachelor of Science in Management & Ethics from Manhattan Christian College in 2003. She resides in Manhattan and has two sons, Ryan and Kyle.



danny CAVENDER

STRENGTH & CONDITIONING COACH
11TH YEAR // EMPORIA STATE, '02



Dan Cavender enters his 11th season as the K-State Head Strength & Conditioning Coach for Olympic Sports following six years on staff at his alma mater, Emporia State. At K-State he works with the volleyball, rowing, and track and field teams to improve the athletic performance of the Wildcats.

While at Emporia State, Cavender worked as the head strength and conditioning coach for football. He also served as an assistant football coach and recruiting coordinator as well as coordinated the team's travel at Emporia State.

Cavender received his master's of physical education from Emporia State in 2002 and prior to his time there, he attended Butler County Community College for two years where he also played football and was named an all-conference offensive lineman.

Cavender is a Certified Strength and Conditioning Specialist and a certified USA Weightlifting Sports Performance Coach. He and his wife Abby have two sons, Coy and Cash.



anne **WEESE, Ph.D.**

DIRECTOR OF MENTAL WELLNESS/SPORT PSYCHOLOGY
1ST YEAR // NOTRE DAME, '04



Anne Weese Ph.D., began working for K-State in 2018 and coordinates all sport psychology and mental health services for K-State Athletics. In her role, Weese helps student-athletes with mental health issues such as depression and anxiety as well as assisting athletes with the mental side of performance.

Weese played basketball for two years at Seward Community College before transferring and walking on at Notre Dame. She spent time as an assistant basketball coach at Oklahoma State and had a three-year stint as a staff counselor at Virginia Tech.

Following her time at Virginia Tech, Weese returned to Oklahoma State as a senior clinical counselor for two years before returning to K-State, where she spent two years as an intern and a postdoctoral fellow.

A native of Salina, Kansas, Weese earned her doctorate of philosophy in counseling psychology from Oklahoma State.



scott **TRAUSCH**

SPORT DIETITION/NUTRITIONIST
6TH YEAR // NEBRASKA, '11



Scott Trausch joined K-State Athletics in 2013 as the department's first full-time sports nutritionist. In his role, Trausch oversees the development of all nutritional protocols for all 16 varsity teams, including performance-fueling strategies, team and individual nutrition education, hydration and body composition testing.

Along with Executive Chief Pedro Lozada, Trausch coordinates and plans all meals served to student-athletes in the Ahearn Fund Student-Athlete Performance Table.

Prior to his arrival at K-State, Trausch spent a year and a half as the Coordinator of Football Sports Nutrition at the University of Nebraska, where he worked primarily with the football and baseball teams. Previously, Trausch served as the Interim Head of Football Sports Nutrition, and also served as a strength and conditioning intern and a sports nutrition intern for the Huskers from 2008 to 2012. He is a certified strength and conditioning specialist, and a member of the Collegiate & Professional Sports Dietitians Association.

A Nebraska alumnus, Trausch earned degrees in dietetics and nutrition and exercise health science in 2011. Trausch is currently working towards his Registered Dietitian Certification while completing his Master's Degree through Eastern Michigan University.

He and his wife, Emily, reside in Manhattan.



marissa **EDWARDS**

ACADEMIC COUNSELOR
4TH YEAR // COLORADO STATE, '09



Marissa Edwards is in her first year as an academic counselor for K-State Student-Athlete Enhancement. She is the primary academic counselor for K-State volleyball, rowing, cross country and track and field, assisting with coordinating support services, continuing education and academic degree progress.

Prior to her time at K-State, Edwards served one year at Cincinnati as an assistant learning specialist and one year at Ohio University as an assistant academic advisor and course instructor.

A native of Hanford, California, Edwards played water polo at Colorado State, graduating in 2009 with a degree in health and exercise science. She went on to earn her Master of Arts in Sport Administration from Cal State-Fresno.



makenzie **HOLCOMB**

GRADUATE MANAGER
1ST YEAR // KANSAS STATE, '18



MaKenzie Holcomb enters her first year as the volleyball team's graduate manager after serving two seasons as the team's undergraduate manager. Holcomb assists in the daily activities for the program, including responsibilities pertaining to practice, travel coordination and essential gameday functions.

A member of the Wildcat volleyball team in 2015, she is graduated in 2018 with a degree in psychology with a minor in leadership.



christopher **BROWN**


ASSOCIATE DIRECTOR, ATHLETICS COMMUNICATIONS
3RD YEAR // IDAHO STATE, '11



Christopher Brown enters his third year as the media relations contact for the K-State volleyball program. In his role, Brown coordinates all communication, media relations and publicity efforts for K-State volleyball. Additionally, he serves in the same role for the Wildcats' baseball and tennis programs.

Prior to joining K-State, Brown served as Assistant Director of Communications at The Summit League in Elmhurst, Illinois. He has also worked in various athletic departments in the Seattle area and worked for the Idaho Falls Chukars, the Kansas City Royals' rookie league affiliate.

Brown earned his bachelor's degree in Physical Education/Sport Management from Idaho State in 2011 and later received his master's in Athletic Administration from ISU in 2012. He also studied journalism and communications at Boise State University.



gen. richard b. **MYERS**

UNIVERSITY PRESIDENT

2ND YEAR // KANSAS STATE, '65



**Retired Four-Star General, U.S.A.F.
15th Chairman of the Joint Chiefs of Staff**

Richard B. Myers was named the 14th president of Kansas State University in November 2016 by the Kansas Board of Regents. Myers' appointment came after serving as interim university president since April 2016.

A 1965 K-State graduate with a bachelor's degree in mechanical engineering, Myers joined the Air Force through the university's Air Force ROTC program.

From 2001-2005, he was the 15th chairman of the Joint Chiefs of Staff. As chairman, Myers was the highest-ranking uniformed officer of U.S. military forces and served as the principal military adviser to the president, secretary of defense and the National Security Council. The native Kansan from Merriam retired as a four-star general.

As a command pilot, Myers logged more than 4,100 flying hours, including 600 combat hours. His largest commands included U.S. Forces Japan and 5th Air Force at Yokota Air Base, Japan; Pacific Air Forces at Hickam Air Force Base, Hawaii; and the North American Aerospace Defense Command, U.S. Space Command and Air Force Space Command at Peterson Air Force Base in Colorado. He has received numerous awards and decorations for his service, including the Legion of Merit, French Legion of Honor, Presidential Medal of Freedom and the Lifetime Achievement Award from the Air Force Association.

Myers serves as the Kansas State University Foundation professor of military history and leadership. He received a Master of Business Administration from Auburn University in 1977. He also graduated from Air Command and Staff College at Maxwell Air Force Base in 1977, U.S. Army War College at Carlisle Barracks in 1981, and the John F. Kennedy School of Government at Harvard University, where he completed a program for Senior Executives in National and International Security in 1991.

Throughout Myers' active duty and world travels, he continued relationships with his friends back home. He has provided instruction, insight and inspiration to current students and the K-State community. In 2000, he presented the 118th Landon Lecture at Kansas State University, speaking about the military's role in international relations. K-State named the military science building, home of the Army ROTC and Air Force ROTC programs, Gen. Richard B. Myers Hall in honor of his service and dedication. A member of the Kansas State University Foundation Board of Trustees, Myers and his wife, Mary Jo, who also is a K-State alumna, serve as co-chairs of Kansas State University's Innovation and Inspiration Campaign to raise \$1.4 billion.



GENERAL RICHARD AND MARY JO MYERS

PRESIDENT'S CABINET



Brian Niehoff, Ph.D.
Acting Provost



Cindy Bontrager
VP for Admin. and
Finance/CFO



Pat Bosco, Ph.D.
VP for Student Life
& Dean of Students



Peter Dorhout, Ph.D.
VP for Research



Bryan D. Samuel, Ph.D.
Chief Diversity and
Inclusion Officer



Gene Taylor
Director of Athletics



Jeff Morris
VP for Communications
and Marketing



Greg Willems
President/CEO of
KSU Foundation



Jay Stephens
VP for Human
Capital



Cheryl Strecker, J.D.
General Counsel



Linda J. Cook
Chief of Staff/Dir. of
Community Relations



Sue Peterson, Ph.D.
Chief Governmental
Relations Officer



Amy Button Renz
President, Alumni
Association



Gary Pratt, Ph.D.
Chief Information
Officer



gene TAYLOR

DIRECTOR OF ATHLETICS

2ND YEAR // ARIZONA STATE, '80



Gene Taylor, who spent more than a decade leading North Dakota State to championship levels of success as its Director of Athletics before serving as the Deputy Athletics Director at Iowa, was named the Director of Athletics at K-State in April 2017.

"We are thrilled to have Gene, his wife Cathy and their two children join the K-State family," Myers said. "Throughout the process, Gene's experience as an athletics director and his national reputation as a respected leader and someone who has built and maintained tremendous relationships with his staff, coaches, student-athletes and donors stood out in what was an extremely talented pool of candidates.

Taylor took the reins at North Dakota State in the summer of 2001 and immediately spearheaded a comprehensive evaluation of the Bison athletic department, all while successfully guiding the athletics program through the unpredictable waters of reclassification to NCAA Division I from Division II and securing conference affiliations for all 16 sports. The Bison are currently members of The Summit League, Missouri Valley Football Conference and Western Wrestling Conference.

Taylor also played an instrumental part of forming the Great West Football Conference in February 2004, an affiliation that gave the Bison football program an immediate home in Division I.

The success of the football program is well documented, highlighted by three-straight FCS National Championships in 2011, 2012 and 2013 under head coach Craig Bohl as the Bison quickly became one of the most revered football programs in all levels of college sports.

In addition to football, the NDSU men's basketball, women's volleyball, softball and women's golf programs all regularly qualified for NCAA tournaments, highlighted by softball advancing to the 2009 Super Regional, while the Bison totaled 53 Summit League team championships since 2009 under Taylor's guidance in addition to 62 Academic All-Americans, three NCAA Woman of the Year national qualifiers, four NCAA Elite 89 selections and 20 NCAA Postgraduate Scholarship winners.

The NDSU athletics budget tripled from \$5 million in Taylor's first year to \$15 million, while the scholarship endowment grew to \$11.2 million, and Team Makers booster club support tripled from \$750,000 to \$2.8 million.

In 2014, Taylor accepted the role of deputy athletics director at Iowa where he has been responsible for the administrative oversight of the department's day-to-day operations while also serving as the leading advisor to the Director of Athletics and the primary decision maker in his absence.

He also supervises and manages all the department's administrative units, capital projects as well as serving as the direct sport supervisor for field hockey, men's and women's tennis, men's and women's swimming and diving, women's soccer, baseball and wrestling. Taylor also has oversight of the football and men's and women's basketball programs daily operations, which included postseason and bowl travel coordination.

Twice Taylor has been recognized for his success by the National Association of Collegiate Directors of Athletics. He was selected as the FCS Central Region AD of the Year in June 2008 and June 2012. Taylor received the Blue Key Honor Society Doctor of Service Award, one of the most prestigious honors an NDSU faculty member can be bestowed, in April 2012.

A student assistant to the associate athletics director in his undergraduate days at Arizona State University, Taylor arrived at NDSU after a 15-year stint at Navy (1986-2001) as an administrative assistant, assistant ticket manager, ticket manager, assistant athletic director for tickets and operations, and associate athletic director.

Taylor is a 1980 business management graduate of Arizona State, and he received his master's degree in sports administration in 1985 from St. Thomas University in Florida.

He worked in the ticket office at Southern Methodist University in 1985-86 before joining the Naval Academy. His tenure at Navy included serving as the commissioner of the five-team Collegiate Sprint Football League that includes Army, Navy, Penn, Princeton and Cornell.

Taylor and his wife, Cathy, have one daughter, Casey, and a son, Jared. Casey graduated from North Dakota State in December of 2016 with a degree in sports management and works in the Minnesota Athletics Department, while Jared will graduated in May from Iowa City High School and attends Northern State University in South Dakota where he plays football.

THE TAYLOR FILE

Personal

Wife: Cathy

Children: Casey and Jared

Birthdate/Hometown

July 22, 1957/Safford, Arizona

Education

Arizona State, Bachelor in Business Management (1980)

St. Thomas University, Master in Sport Administration (1985)

Professional Experience

SMU (1985-86)

Ticket Office Assistant

U.S. Naval Academy (1986-2001)

Associate Athletics Director

Assistant AD for Tickets/Operations

Ticket Manager

Assistant Ticket Manager

Administrative Assistant

North Dakota State (2001-14)

Director of Athletics

Iowa (2014-17)

Deputy Director of Athletics

K-State (2017-pres.)

Director of Athletics



THE TAYLOR FAMILY

Athletics Director's Office

Gene Taylor, Director of Athletics
 Jill Shields, Deputy Athletics Director/SWA
 Charlie Thomas, Sr. Associate Athletics Director for Special Projects
 Vicki Jones, Executive Assistant to Director of Athletics
 Mike Schmidt, Courier

Athletic Operations, Facilities and Events

Casey Scott, Executive Associate A.D./Operations & Event Mgmt.
 Jeremy Niederwerder, Sr. Associate Athletics Director for Facilities
 Brian Cordill, Assistant A.D. for Event Operations
 Ryan Bailey, Facility Maintenance Supervisor
 Jim Muller, Director of Venue Operations/Security
 R.J. Bokelman, Director of Facilities Operations
 Trey Borgrud, Assistant Director of Event Operations
 John Brown, Facility Maintenance Supervisor
 Mary Lough, Athletics Operations Accountant

Ahearn Fund

Josh McCowan, Sr. Associate A.D. for Development
 Rob Heil, Assistant A.D. for Development
 Mike Clark, Senior Director of Development
 Austin Schilling, Senior Director of Development
 Matt Giller, Director of Annual Giving
 Erica Schilling, Associate Director of Development
 Susan Shipman, Senior Director of Hospitality & Special Events
 Katie Larson, Gift Processing Assistant

Business Operations

Bruce Shubert, Executive Associate A.D. for Business Administration
 Andrew Shimon, Director of Information Technology
 Jason Toews, Senior Accountant
 April Stoddard, Senior Accountant
 Cindy Williams, Human Resource Manager
 Karen Biehler, Human Resource Specialist
 Aaron Lane, Computer Information Specialist

Communications

Kenny Lannou, Senior Associate A.D./Communications
 Tom Gilbert, Director of MBB Communications
 Randy Peterson, Director of WBB/WSOC Communications
 Ryan Lackey, Director of FB/GOLF Communications
 Chris Brown, Associate Director of Athletics Communications
 Chris Kutz, Director of Social Media and Creative Services
 Jay Moline, Director of Social Media and Digital Engagement
 Kevin McCarty, Director of Digital Media
 Ella Henton, Publications Coordinator
 Corbin McGuire, Creative Writing Specialist
 Ron Cook, Graphics Coordinator
 Scott Weaver, Photographer
 Andrew Eisch, G.A. Athletics Communications
 Mary Gorman, Office Manager

Compliance

Lindsey Babcock, Executive Associate Athletics Director for Compliance
 Daren Koudele, Associate Athletics Director for Compliance
 Brady Fritz, Assistant Director of Compliance
 Katie Bell, Compliance Coordinator
 Vera White, Administrative Assistant for Compliance Services

Fan Experience/Sales & Ticketing

Scott Garrett, Executive Associate A.D./External Operations
 Joni Smoller, Associate Athletics Director/Fan Experience and Sales
 Adam Prough, Senior Director of Sales and Analytics
 Leon Jackson III, Director of Ticket Operations
 Brett Eakin, Director of Fan Experience
 Tami Breymer, Director of Licensing

Broadcasting/K-StateHD.TV

Brian Smoller, Sportscasting/Senior Director of Video Services
 Wyatt Thompson, Senior Director of Sportscasting/Voice of the Wildcats
 Norm Burge, Senior Video Engineer
 Andy Liebsch, Director of Video Services
 Preston Koerner, Video Producer
 Dakota German, Video Producer

Sports Medicine

Matt Thomason, Director of Sports Medicine/Head Athletic Trainer
 Mindy Hoffman, Associate Athletic Trainer (Football/Golf)
 Annie Weese, Director of Mental Wellness/Sport Psychology
 Scott Trausch, Sports Dietitian/Nutritionist
 Blaine Burris, Assistant Athletic Trainer (Baseball)
 Zack Davis, Assistant Athletic Trainer (Track and Field)
 Madison Fabrizio, Assistant Athletic Trainer (Rowing)

Becca Fitzgerald, Assistant Athletic Trainer (Women's Basketball)
 Brandon Harvey, Assistant Athletic Trainer (Football)
 Lizzie Kienstra, Assistant Athletic Trainer (Soccer)
 Katie LeMair, Assistant Sports Dietitian/Nutritionist
 Luke Sauber, Assistant Athletic Trainer (Men's Basketball)
 Emily Trausch, Assistant Athletic Trainer (Volleyball)
 Simeon Seiler, Assistant Athletic Trainer (Football)

Strength/Conditioning

Chris Dawson, Director of Strength and Conditioning
 Danny Cavender, Head Strength & Conditioning Coach for Olympic Sports
 Chris Allen, Assistant Strength & Conditioning Coach
 Joshua Cyr, Assistant Strength & Conditioning Coach
 Darren Honeycutt, Assistant Strength & Conditioning Coach
 AJ Kloss, Assistant Strength & Conditioning Coach
 Corey Meredith, Assistant Strength & Conditioning Coach
 Ben O'Donnell, Assistant Strength & Conditioning Coach
 Evan Rapp, Assistant Strength & Conditioning Coach
 Christa Ryan, Assistant Strength & Conditioning Coach

Student-Athlete Services

Kristin Waller, Assistant A.D. of Student-Athlete Services
 Jana Buehler, Director of Specialized Learning
 Arin Dunn, Director of Student-Athlete Development
 Bill Banks, Assistant Director, Student-Athlete Services
 Liane Fowler, Assistant Director/Student Academic Services
 Jamie Hamor, Academic Counselor
 Marissa Edwards, Academic Counselor
 Kim Gross, Academic Counselor-Football
 Rebekah Thornton-Savage, Learning Specialist
 Maryclare Wheeler, Learning Specialist
 Brandi Glessner, Student-Athlete Services Coordinator

2017-18 K-STATE YEAR IN REVIEW

Team	Overall W-L	Big 12 W-L	Big 12 Finish	Big 12 Postseason	NCAA Postseason
Baseball	23-31	5-19	9th	--	--
[M] Basketball	25-12	10-8	4th	Semifinals [1-1]	NCAA Elite Eight [3-1]
[W] Basketball	18-16	7-11	t-7th	Semifinals [1-1]	WNIT Third Round [2-1]
[M] Cross Country	--	--	--	4th	Midwest Regional [10th]
[W] Cross Country	--	--	--	9th	Midwest Regional [19th]
Football	8-5	5-4	t-4th	--	Cactus Bowl [W, 35-17]
[M] Golf	--	--	--	10th	Jeremy Gandon [Individual, t-30th]
[W] Golf	--	--	--	8th	Connie Jaffrey [Individual, t-57th]
[M] Indoor Track	--	--	--	6th	--
[W] Indoor Track	--	--	--	5th	NCAA Championships [t-27th]
[M] Outdoor Track	--	--	--	3rd	NCAA Championships [t-27th]
[W] Outdoor Track	--	--	--	1st	NCAA Championships [t-17th]
[W] Rowing	--	--	--	5th	--
[W] Soccer	6-11-1	1-8	10th	--	--
[W] Tennis	15-11	4-5	t-5th	Quarterfinals [0-1]	NCAA Second Round [1-1]
[W] Volleyball	10-19	3-13	9th	--	--

All-Americans (12):

Aaron Booth (Men's Outdoor Decathlon), Will Geary (Football), Helene Ingvaldsen (Women's Outdoor Hammer Throw), Janee' Kassanavold (Women's Outdoor Hammer Throw), Shadae Lawrence (Women's Outdoor Discus), Ranae McKenzie (Women's Outdoor 400 Meter Hurdles), D.J. Reed (Football), Dalton Risner (Football), Nina Schultz (Women's Indoor Pentathlon, Women's Outdoor Heptathlon), Tejaswin Shanker (Men's Outdoor High Jump), Terrell Smith (Men's Indoor 200 Meters, Men's Outdoor 200 Meters) Jess St. John (Women's Outdoor Shot Put).

Academic All-Americans (2):

Adam Holtorf (Football), Shaelyn Martin (Women's Basketball).

All-Big 12 selections (28):

Baseball - 2, Men's Basketball - 2, Women's Basketball - 2, Football - 13, Men's Golf - 1, Women's Golf - 1, Rowing - 2, Tennis - 3, Volleyball - 2.

National Individual Champions (1):

Tejaswin Shankar (Men's Outdoor High Jump).

Big 12 Individual Champions (5):

Mitch Dixon (Men's Indoor Weight Throw), Jeremy Gandon (Men's Golf), Janee' Kassanavold (Women's Outdoor Hammer Throw), Ranae McKenzie (Women's Outdoor 400 Meter Hurdles), Nina Schultz (Women's Indoor High Jump).

Academic All-Big 12 selections (149):


Baseball - 9, Men's Basketball - 4, Women's Basketball - 5, Men's Cross Country - 9, Women's Cross Country - 5, Football - 28, Men's Golf - 6, Women's Golf - 1, Rowing - 28, Women's Soccer - 10, Women's Tennis - 1, Men's Track & Field - 15, Women's Track & Field - 20, Volleyball - 9.

Specialty Awards:

Maria Linares - Big 12 Tennis Freshman of the Year, ITA Central Region Rookie of the Year; Shaelyn Martin - Big 12 Women's Basketball Scholar-Athlete of the Year; Brett Neely - Big 12 Men's Track and Field Co-Scholar Athlete of the Year; Cliff Rovetto - Big 12 Women's Coach of the Year; Nina Schultz - Big 12 Indoor Women's Track and Field Top Point Scorer, USTFCCA Midwest Region Women's Field Athlete of the Year; Danielle Steinberg - ITA Central Region Coach of the Year.



\\ HEAD COACHES



MIKE DIBINNI

WOMEN'S SOCCER

3RD YEAR



SUZIE FRITZ

WOMEN'S VOLLEYBALL

18TH YEAR



RYUN GODFREY

CROSS COUNTRY

5TH YEAR



PETE HUGHES

BASEBALL

1ST YEAR



KRISTI KNIGHT

WOMEN'S GOLF

24TH YEAR



JEFF MITTIE

WOMEN'S BASKETBALL

5TH YEAR



GRANT ROBBINS

MEN'S GOLF


5TH YEAR



CLIFF ROVELTO

TRACK & FIELD

31ST YEAR



JORDAN SMITH

WOMEN'S TENNIS

1ST YEAR



BILL SNYDER

FOOTBALL

27TH YEAR



PATRICK SWEENEY

WOMEN'S ROWING

16TH YEAR



BRUCE WEBER

MEN'S BASKETBALL

7TH YEAR

K-STATE ATHLETICS, INC. BOARD OF DIRECTORS



DR. BE STONEY

FACULTY ATHLETICS

REPRESENTATIVE

Gene Taylor

Chairman and Chief Executive Officer
Director of Athletics

Cindy Bontrager

Secretary-Treasurer
Vice President of Administration
& Finance

Pat Bosco

Vice President of Student Life/
Dean of Students

Linda Cook

Director of Community Relations
Chief of Staff for the President

Charles Taber

Provost and Executive Vice President

Dr. Be Stoney

Faculty Athletics Representative



2017 IN REVIEW





Overall: 10-19 | Conference: 3-13 | Home: 3-9 | Away: 2-9 | Neutral: 5-1 | Sets: 49-67 | 3-Sets: 3-7 | 4-Sets: 4-5 | 5-Sets: 3-7

Date	K-State Rank	Opp. Rank	Opponent	W/L	Result	Score by Game	Time	Att.
Beaver State Classic (Corvallis, Ore.)								
Aug. 25	RV		vs. Pacific	W	3-1	15-25, 28-26, 25-13, 31-29	1:44	652
Aug. 26	RV		vs. Idaho	W	3-0	25-23, 25-18, 25-15	1:20	163
Aug. 26	RV		at Oregon State	L	0-3	18-25, 19-25, 20-25	1:23	902
K-State Invitational (Ahearn Field House - Manhattan, Kan.)								
Aug. 31			ARKANSAS	L	2-3	25-21, 14-25, 23-25, 25-15, 9-15	2:13	1528
Sept. 1			SYRACUSE	L	1-3	25-17, 18-25, 22-25, 18-25	2:21	1323
Sept. 2		6	WISCONSIN	L	0-3	17-25, 16-25, 20-25	1:19	1666
Georgia Tech Invitational (Atlanta, Ga.)								
Sept. 7			vs. North Florida	W	3-1	25-18, 25-19, 21-25, 25-23	1:45	111
Sept. 8			vs. Xavier	W	3-0	25-22, 25-19, 25-19	1:19	53
Sept. 8			at Georgia Tech	L	2-3	19-25, 25-16, 21-25, 25-21, 14-16	2:21	673
Sept. 12			UMKC	W	3-1	21-25, 25-11, 25-18, 25-18	1:58	1145
Omaha Challenge (Omaha, Neb.)								
Sept. 14			at Omaha	W	3-1	25-22, 25-18, 18-25, 25-18	1:59	1514
Sept. 15		10	vs. Nebraska	L	0-3	22-25, 11-25, 16-25	1:25	--
Sept. 16		RV	vs. UNI	W	3-2	25-22, 24-26, 29-27, 23-25, 15-6	2:26	--
Sept. 20			at Oklahoma*	W	3-2	19-25, 25-16, 25-21, 13-25, 15-8	2:04	707
Sept. 24		12	KU*	L	2-3	20-25, 25-21, 25-22, 15-25, 14-16	2:18	3325
Sept. 30		5	at Texas*	L	0-3	17-25, 12-25, 16-25	1:10	3968
Oct. 4			at TCU*	L	1-3	30-28, 17-25, 29-31, 21-25	2:25	1234
Oct. 7			TEXAS TECH*	W	3-2	25-15, 23-25, 17-25, 25-18, 15-11	2:13	1285
Oct. 11		23	at Iowa State*	L	0-3	12-25, 16-25, 25-27	1:26	2012
Oct. 14		25	BAYLOR*	L	1-3	22-25, 21-25, 25-22, 11-25	2:10	2532
Oct. 21			at West Virginia*	L	2-3	25-16, 19-25, 22-25, 25-19, 11-15	2:16	623
Oct. 25		22	IOWA STATE*	L	0-3	18-25, 24-26, 23-25	1:28	1141
Oct. 28			at Texas Tech*	L	2-3	18-25, 25-17, 25-17, 23-25, 12-15	2:15	302
Nov. 1		3	TEXAS*	L	2-3	25-21, 26-24, 18-25, 15-25, 11-15	2:23	1539
Nov. 8		11	at KU*	L	1-3	25-14, 21-25, 15-25, 22-25	1:55	1302
Nov. 11			TCU*	L	2-3	25-22, 14-25, 20-25, 25-17, 14-16	2:31	1650
Nov. 15		19	at Baylor*	L	1-3	14-25, 25-20, 16-25, 19-25	1:53	714
Nov. 18			OKLAHOMA*	W	3-0	25-22, 25-22, 25-14	1:24	1715
Nov. 22			WEST VIRGINIA*	L	0-3	22-25, 25-27, 18-25	1:33	1334

* Big 12 Match

K-STATE AND OPPONENT THREE-SET MATCH HIGHS

	K-State	Individual		Opponent	Individual
Kills	49, vs Xavier (9/8)	14, 4x, Schultejeans/Zumach, WVU (11/22)	Kills	52, Wisconsin (9/2)	19, Marshall, Oregon St. (8/26)
Attacks	134, at Iowa State (10/11)	38, Zumach, vs Iowa State (10/25)	Attacks	145, Iowa State (10/11)	54, Marshall, Oregon St. (8/26)
Hitting %	.352, vs Xavier (9/8)	.750, Williams, at Oregon St. (8/26)	Hitting %	.494, Texas (9/30)	.625, Sun, Texas (9/30)
Assists	45, 2x, vs Xavier (9/8)	33, Dixon, vs Idaho (8/26)	Assists	49, Wisconsin (9/2)	41, 2x, Hilley, Wisconsin (9/2)
Aces	8, OKLAHOMA (11/18)	2, 11x	Aces	6, 2x, Iowa State (10/25)	3, 2x, Caffrey, WVU (11/22)
Digs	74, at Iowa State (10/11)	17, Dixon, at Iowa State (10/11)	Digs	79, Iowa State (10/11)	22, Hillegas, Iowa State (10/11)
Solo Blocks	3, vs Idaho (8/26)	1, 8x	Solo Blocks	4, Xavier (9/8)	3, Newsome, Xavier (9/8)
Block Assists	22, OKLAHOMA (11/18)	7, Flowers, OKLAHOMA (11/18)	Block Assists	22, Wisconsin (9/2)	8, Duello, Wisconsin (9/2)

K-STATE AND OPPONENT FOUR-SET MATCH HIGHS

	K-State	Individual		Opponent	Individual
Kills	60, vs North Fla. (9/7)	17, Zumach, vs Pacific (8/25)	Kills	75, Pacific (8/25)	24, Pressley, Baylor (11/15)
Attacks	180, at TCU (10/4)	45, Zumach, at TCU (10/4)	Attacks	188, TCU (10/4)	49, Pressley, Baylor (11/15)
Hitting %	.317, vs Pacific (8/25)	.556, Williams, at Omaha (9/14)	Hitting %	.324, Pacific (8/25)	.714, Freiberg, Baylor (10/14)
Assists	57, vs North Fla. (9/7)	42, Dixon, vs Pacific (8/25)	Assists	72, Pacific (8/25)	61, De Schrijver, Pacific (8/25)
Aces	8, 2x, at KU (11/8)	4, 2x; Smith, vs UMKC (9/12)	Aces	6, Baylor (10/14)	3, 3x, Philo, Baylor (10/14)
Digs	83, at Omaha (9/14)	22, Vogel, Baylor (10/14)	Digs	88, TCU (10/4)	24, Gotterba, Pacific (8/25)
Solo Blocks	3, at Omaha (9/14)	1, 8x	Block Solos	4, Omaha (9/14)	4, Blaschko, Omaha (9/14)
Block Assists	25, vs Pacific (8/25)	8, Flowers, at Baylor (11/15)	Block Assists	21, Syracuse (9/1)	7, Ebangwese, Syracuse (9/1)

K-STATE AND OPPONENT FIVE-SET MATCH HIGHS

	K-State	Individual		Opponent	Individual
Kills	74, at Georgia Tech (9/8)	19, 2x, Zumach, Texas (11/1)	Kills	73, UNI (9/16)	34, Victoria, Arkansas (8/31)
Attacks	203, vs UNI (9/16)	63, Zumach, Texas (11/1)	Attacks	216, UNI (9/16)	68, Victoria, Arkansas (8/31)
Hitting %	.305, at Georgia Tech (9/8)	.579, Flowers, at Georgia Tech (9/8)	Hitting %	.342, KU (9/24)	.636, Havili, KU (9/24)
Assists	69, at Georgia Tech (9/8)	37, Dixon, TCU (11/11)	Assists	68, 2x, Texas (11/1)	58, Hook, UNI (9/16)
Aces	8, at Georgia Tech (9/8)	5, Smith, B., at Georgia Tech (9/8)	Aces	8, TCU (11/11)	5, 2x, Dilfer, TCU (11/11)
Digs	109, at TTU (10/28)	29, Killeen/Vogel, at TTU (10/28)	Digs	100, TTU (10/28)	32, Klepetka, Texas Tech (10/28)
Solo Blocks	5, vs UNI (9/16)	3, Sandbothe, vs UNI (9/16)	Solo Blocks	3, TCU (11/11)	3, Walsh, TCU (11/11)
Block Assists	32, 3x, at TTU (10/28)	12, Flowers, at TTU (10/28)	Block Assists	22, TCU (11/11)	11, Ogbogu, Texas (11/1)



OVERALL STATS

Overall: 10-19 | Conference: 3-13 | Home: 3-9 | Away: 2-9 | Neutral: 5-1 | Sets: 49-67 | 3-Sets: 3-7 | 4-Sets: 4-5 | 5-Sets: 3-7

#	PLAYER	ATTACK					SET		SERVE				DIG		BLOCKING					POINTS		
		S	K	K/S	E	TA	PCT	A	A/S	SA	SA/S	SE	RE	DIG	DIG/S	BS	BA	TOT	BLK/S		BE	BHE
7	Zumach, Kylee	116	350	3.02	121	1024	.224	7	0.06	30	39	0.26	15	181	1.56	8	40	48	0.41	14	0	408.0
18	Vogel, Bryna	100	242	2.42	73	653	.259	13	0.13	16	18	0.16	19	310	3.10	3	53	56	0.56	6	2	287.5
3	Schultejans, Alyssa	88	203	2.31	112	636	.143	3	0.03	4	12	0.05	2	46	0.52	4	26	30	0.34	8	0	224.0
11	Williams, Peyton	102	191	1.87	50	457	.309	9	0.09	1	3	0.01	1	27	0.26	6	82	88	0.86	4	2	239.0
17	Carlson, Brynn	103	159	1.54	61	524	.187	1	0.01	5	7	0.05	1	46	0.45	2	47	49	0.48	4	0	189.5
2	Sandbothe, Elle	93	126	1.35	68	325	.178	3	0.03	2	13	0.02	1	29	0.31	5	59	64	0.69	13	2	162.5
12	Flowers, Macy	73	119	1.63	50	314	.220	2	0.03	7	20	0.10	0	33	0.45	4	85	89	1.22	10	1	172.5
16	Gyimes, Zsafia	45	30	0.67	20	106	.094	3	0.07	7	13	0.16	0	21	0.47	1	20	21	0.47	4	3	48.0
4	Dixon, Sarah	116	13	0.11	5	39	.205	740	6.38	18	33	0.16	1	240	2.07	0	9	9	0.08	3	17	35.5
15	Hooper, Cheyenne	9	7	0.78	0	10	.700	0	0.00	0	0	0.00	0	0	0.00	0	5	5	0.56	0	0	9.5
8	Smith, Brooke	101	2	0.02	9	17	-.412	476	4.71	27	59	0.27	0	173	1.71	0	2	2	0.02	1	21	30.0
20	Weber, Mckenzi	2	0	0.00	0	0	.000	0	0.00	0	0	0.00	0	1	0.50	0	0	0	0.00	0	0	0.0
21	Fairfield, Devan	112	0	0.00	0	0	.000	10	0.09	0	0	0.00	11	169	1.51	0	0	0	0.00	0	0	0.0
19	Schick, Maureen	13	0	0.00	0	0	.000	3	0.23	1	0	0.08	1	17	1.31	0	0	0	0.00	0	0	1.0
1	Killeen, Reilly	116	0	0.00	1	1	-1.000	75	0.65	19	19	0.16	34	412	3.55	0	0	0	0.00	0	0	19.0
K-STATE.....		116	1442	12.43	570	4106	.212	1345	11.59	137	237	1.18	102	1705	14.70	33	428	247.0	2.13	67	48	1826.0
Opponents.....		116	1565	13.49	615	4151	.229	1466	12.64	102	184	0.88	137	1852	15.97	33	398	232.0	2.00	62	26	1899.0

TEAM BY SET

MATCH WINS BY SETS	1	2	3	4	5	TOTAL
K-State	0	0	3	4	3	10
Opponents	0	0	7	5	7	19

SETS WON BY SET	1	2	3	4	5	TOTAL
K-State	14	13	10	9	3	49
Opponents	15	16	19	10	7	67

POINTS BY SET	1	2	3	4	5	TOTAL
K-State	629	623	634	411	130	2427
Opponents	658	651	671	428	133	2541

BIG 12 STATS

Conference: 3-13 | Home: 2-6 | Away: 1-7 | Sets: 23-43 | 3-Sets: 1-4 | 4-Sets: 0-4 | 5-Sets: 2-5

#	PLAYER	ATTACK					SET		SERVE				DIG		BLOCKING				POINTS			
		S	K	K/S	E	TA	PCT	A	A/S	SA	SA/S	SE	RE	DIG	DIG/S	BS	BA	TOT		BLK/S	BE	BHE
7	Zumach, Kylee	66	191	2.89	66	584	.214	5	0.08	20	19	0.30	12	103	1.56	1	28	29	0.44	4	0	226.0
11	Williams, Peyton	65	118	1.82	35	309	.269	7	0.11	1	3	0.02	0	18	0.28	4	58	62	0.95	3	2	152.0
18	Vogel, Bryna	51	115	2.25	42	346	.211	4	0.08	7	9	0.14	11	175	3.43	1	27	28	0.55	3	2	136.5
17	Carlson, Brynn	59	91	1.54	38	329	.161	1	0.02	5	6	0.08	1	32	0.54	1	29	30	0.51	2	0	111.5
3	Schultejans, Alyssa	39	84	2.15	46	279	.136	1	0.03	3	3	0.08	1	23	0.59	2	13	15	0.38	6	0	95.5
2	Sandbothe, Elle	57	76	1.33	42	197	.173	1	0.02	1	5	0.02	1	19	0.33	2	38	40	0.70	6	2	98.0
12	Flowers, Macy	49	75	1.53	33	210	.200	0	0.00	6	13	0.12	0	22	0.45	4	62	66	1.35	5	0	116.0
16	Gyimes, Zsafia	27	11	0.41	8	49	.061	0	0.00	4	7	0.15	0	13	0.48	0	10	10	0.37	1	1	20.0
15	Hooper, Cheyenne	6	7	1.17	0	10	.700	0	0.00	0	0	0.00	0	0	0.00	0	3	3	0.50	0	0	8.5
4	Dixon, Sarah	66	5	0.08	4	15	.067	361	5.47	13	17	0.20	0	141	2.14	0	0	0	0.00	1	12	18.0
8	Smith, Brooke	63	1	0.02	7	13	-.462	308	4.89	12	36	0.19	0	104	1.65	0	2	2	0.03	1	16	14.0
1	Killeen, Reilly	66	0	0.00	0	0	.000	38	0.58	9	10	0.14	20	250	3.79	0	0	0	0.00	0	0	9.0
21	Fairfield, Devan	66	0	0.00	0	0	.000	4	0.06	0	0	0.00	8	96	1.45	0	0	0	0.00	0	0	0.0
19	Schick, Maureen	5	0	0.00	0	0	.000	0	0.00	0	0	0.00	0	6	1.20	0	0	0	0.00	0	0	0.0
TEAM													9									
K-STATE.....		66	774	11.73	321	2341	.194	730	11.06	81	128	1.23	63	1002	15.18	15	270	150.0	2.27	32	35	1005.0
Opponents.....		66	908	13.76	351	2413	.231	844	12.79	63	104	0.95	81	1100	16.67	16	225	128.5	1.95	34	12	1099.5

TEAM BY SET

MATCH WINS BY SETS	1	2	3	4	5	TOTAL
K-State	0	0	1	0	2	3
Opponents	0	0	4	4	5	13

SETS WON BY SET	1	2	3	4	5	TOTAL
K-State	7	6	5	3	2	23
Opponents	9	10	11	8	5	43

POINTS BY SET	1	2	3	4	5	TOTAL
K-State	342	343	344	214	92	1335
Opponents	363	373	379	254	96	1465



MATCH-BY-MATCH

DATE	OPPONENT	SP	K	E	TA	PCT	A	SA	SE	RE	DIG	BS	BA	BE	TOTAL	BHE	POINTS
Aug. 25	vs Pacific	4	55	11	139	.317	50	5	5	2	36	1	25	5	13.5	0	73.5
Aug. 26	vs Idaho	3	48	16	100	.320	45	6	11	6	51	3	4	2	5.0	0	59.0
Aug. 26	at Oregon State	3	37	15	120	.183	35	2	5	3	54	1	14	1	8.0	1	47.0
Aug 31	ARKANSAS	5	53	18	136	.257	50	2	12	3	56	1	12	5	7.0	2	62.0
Sep 01	SYRACUSE	4	44	25	127	.150	40	3	11	7	40	1	12	3	7.0	1	54.0
Sep 02	#6 WISCONSIN	3	33	19	94	.149	29	1	3	1	36	0	6	1	3.0	0	37.0
Sep 07	vs North Florida	4	60	21	144	.271	57	8	16	4	54	0	16	2	8.0	1	76.0
Sep 08	vs Xavier	3	49	12	105	.352	45	7	7	1	46	1	11	2	6.5	1	62.5
Sep 08	at Georgia Tech	5	74	21	174	.305	69	8	10	2	61	0	12	2	6.0	3	88.0
Sep 12	UMKC	4	59	25	146	.233	52	7	8	2	60	1	10	2	6.0	2	72.0
Sep 14	at Omaha	4	56	21	168	.208	51	1	10	4	83	3	10	2	8.0	2	65.0
Sep 15	vs #10 Nebraska	3	31	20	109	.101	28	1	5	3	29	1	6	3	4.0	0	36.0
Sep 16	vs UNI	5	69	25	203	.217	64	5	6	1	97	5	20	5	15.0	0	89.0
Sep 20	at Oklahoma*	5	59	18	147	.279	56	6	7	1	50	1	16	3	9.0	2	74.0
Sep 24	#12 KU*	5	64	22	151	.278	56	4	8	5	55	0	14	2	7.0	5	75.0
Sep 30	at #5 Texas*	3	32	17	102	.147	32	2	12	0	40	0	0	1	0.0	0	34.0
Oct 04	at TCU*	4	57	23	180	.189	54	7	6	4	80	0	24	4	12.0	5	76.0
Oct 07	TEXAS TECH*	5	57	20	173	.214	50	4	6	1	79	2	32	3	18.0	0	79.0
Oct 11	at #23 Iowa State*	3	23	21	134	.015	21	3	2	2	74	1	4	3	3.0	2	29.0
Oct 14	#25 BAYLOR*	4	50	19	148	.209	47	5	7	6	66	2	10	2	7.0	0	62.0
Oct 21	at West Virginia*	5	51	18	150	.220	48	7	12	6	55	2	32	0	18.0	4	76.0
Oct 25	#22 IOWA STATE*	3	36	16	110	.182	35	4	7	6	56	1	6	0	4.0	3	44.0
Oct 28	at Texas Tech*	5	60	25	195	.179	58	4	11	7	109	3	32	0	19.0	3	83.0
Nov 01	#3 TEXAS*	5	63	26	193	.192	62	5	6	3	79	0	13	3	6.5	3	74.5
Nov 08	at #11 KU*	4	47	21	143	.182	44	8	14	3	64	0	12	3	6.0	2	61.0
Nov 11	TCU*	5	52	26	162	.160	52	5	8	8	68	1	24	4	13.0	1	70.0
Nov 15	at #19 Baylor*	4	42	25	138	.123	42	4	7	2	53	1	19	1	10.5	0	56.5
Nov 18	OKLAHOMA*	3	38	9	96	.302	35	8	6	5	35	1	22	3	12.0	3	58.0
Nov 22	WEST VIRGINIA	3	43	15	119	.235	38	5	9	4	39	0	10	0	5.0	2	53.0
K-State		116	1442	570	4106	.212	1345	137	237	102	1705	33	428	67	247.0	48	1826.0
Opponent		116	1565	615	4151	.229	1466	102	184	137	1852	33	398	62	232.0	26	1899.0

*Big 12 Match

MATCH LEADERS

DATE	OPPONENT	KILLS	ASSISTS	DIGS	BLOCKS	ACES
Aug. 25	vs. Pacific	Zumach (17)	Dixon (42)	Killeen (9)	Sandbothe/Vogel (5)	5 players (1)
Aug. 26	vs Idaho	Zumach (13)	Dixon (33)	Killeen (16)	Gyimes (2)	Dixon/Gyimes/Killeen (2)
Aug. 26	at Oregon State	Zumach (10)	Dixon (32)	Zumach (12)	Williams (5)	Vogel (2)
Aug. 31	ARKANSAS	Zumach (12)	Dixon (31)	Vogel (14)	Flowers (3)	Smith, B. (2)
Sept. 1	SYRACUSE	Schultejans (14)	Dixon (38)	Zumach (8)	Dixon/Sandbothe (3)	Vogel (2)
Sept. 2	#6 WISCONSIN	Zumach (10)	Dixon (20)	Killeen (9)	Sandbothe (2)	Zumach (1)
Sept. 7	vs. North Florida	Zumach (16)	Dixon (30)	Killeen (16)	Flowers (5)	Killeen (4)
Sept. 8	vs. Xavier	Zumach (14)	Dixon (28)	Vogel (9)	Flowers (4)	Zumach (3)
Sept. 8	at Georgia Tech	Schultejans (19)	Dixon (34)	Dixon (15)	Sandbothe (4)	B. Smith (5)
Sept. 12	UMKC	Carlson (15)	Dixon (25)	Killeen/Vogel (14)	Vogel/Williams (3)	B. Smith (4)
Sept. 14	at Omaha	Vogel (13)	Smith (22)	Killeen (21)	Williams (4)	Dixon (1)
Sept. 15	vs. #10 Nebraska	Zumach (10)	Smith (14)	Killeen (9)	Sandbothe/Zumach (2)	Zumach (1)
Sept. 16	vs. UNI	Zumach (17)	Dixon (34)	Killeen (27)	Sandbothe/Vogel (6)	5 players (1)
Sept. 20	at Oklahoma*	Schultejans (12)	Dixon (30)	Dixon (11)	Williams (6)	Zumach (3)
Sept. 24	#12 KU*	Williams (14)	Dixon (32)	Vogel (15)	Sandbothe (4)	4 players (1)
Sept. 30	at #5 Texas*	Zumach (14)	Smith (13)	Killeen (11)	N/A	Smith/Zumach (1)
Oct. 4	at TCU*	Vogel (16)	Smith (24)	Killeen (15)	Vogel (7)	Dixon/Flowers (2)
Oct. 7	TEXAS TECH*	Vogel (16)	Smith (27)	Killeen (26)	Vogel (9)	Zumach (2)
Oct. 11	at #23 Iowa State*	Carlson (6)	Smith (11)	Dixon (17)	5 players (1)	Smith (2)
Oct. 14	#25 BAYLOR*	Zumach (13)	Smith (25)	Vogel (22)	Williams (6)	Dixon (3)
Oct. 21	at West Virginia*	Williams (12)	Dixon (26)	Killeen/Vogel (13)	Flowers (9)	Dixon (4)
Oct. 25	#22 IOWA STATE*	Zumach (10)	Smith (21)	Killeen (16)	Williams (3)	Zumach (2)
Oct. 28	at Texas Tech*	Vogel/Zumach (12)	Dixon (31)	Killeen/Vogel (29)	Flowers (13)	Zumach (3)
Nov. 1	#3 TEXAS*	Zumach (19)	Dixon (30)	Vogel (19)	Flowers/Williams/Zumach (3)	Killeen (2)
Nov. 8	at #11 KU*	Zumach (15)	Dixon (23)	Killeen (20)	Carlson/Flowers/Williams (3)	Carlson/Dixon (2)
Nov. 11	TCU*	Zumach (18)	Dixon (37)	Killeen (18)	Flowers (8)	Gyimes (2)
Nov. 15	at #19 Baylor*	Carlson/Zumach (8)	Dixon (23)	Killeen (14)	Flowers (9)	4 players (1)
Nov. 18	OKLAHOMA*	Sandbothe/Zumach (8)	Dixon (18)	Killeen (10)	Flowers (7)	4 players (2)
Nov. 22	WEST VIRGINIA*	Schultejans/Zumach (14)	Dixon (20)	Killeen (13)	Flowers (3)	Zumach (2)

*Big 12 Match



MISCELLANEOUS STATS

INDIVIDUAL STATS

.400 Hitting Percentage (min. 10 attempts) (24)

Category Leaders: Williams (11)

Date	Player/Opponent	Hitting % (k-e-ta)
8/26	Peyton Williams/Oregon State	.750 (9-0-12)
8/26	Peyton Williams/Idaho	.700 (7-0-10)
9/14	Peyton Williams/Omaha	.611 (12-1-18)
9/8	Macy Flowers/Georgia Tech	.579 (13-2-19)
8/31	Peyton Williams/Arkansas	.545 (7-1-11)
8/26	Brynn Carlson/Idaho	.533 (8-0-15)
9/7	Macy Flowers/North Florida	.529 (10-1-17)
11/22	Kylee Zumach/West Virginia	.500 (14-0-28)
8/31	Bryna Vogel/Arkansas	.476 (11-1-21)
10/14	Peyton Williams/Baylor	.476 (11-1-21)
10/7	Peyton Williams/Texas Tech	.474 (11-2-19)
9/20	Elle Sandbothe/Oklahoma	.467 (9-2-15)
11/18	Peyton Williams/Oklahoma	.467 (7-0-15)
9/24	Peyton Williams/KU	.462 (14-2-26)
9/12	Kylee Zumach/UMKC	.455 (10-0-22)
9/8	Bryna Vogel/Xavier	.450 (11-2-20)
9/24	Elle Sandbothe/KU	.429 (8-2-14)
9/7	Peyton Williams/North Florida	.417 (6-1-12)
9/8	Peyton Williams/Xavier	.417 (6-1-12)
9/8	Alyssa Schultejans/Xavier	.412 (10-3-17)
9/20	Bryna Vogel/Oklahoma	.412 (9-2-17)
9/12	Brynn Carlson/UMKC	.400 (15-3-30)
9/12	Bryna Vogel/UMKC	.400 (9-1-20)
10/25	Peyton Williams/Iowa State	.400 (4-0-10)

15 or More Kills (13)

Category Leaders: Zumach (8)

Date	Player/Opponent	Kills
9/8	Alyssa Schultejans/Georgia Tech	19
11/1	Kylee Zumach/Texas	19
11/11	Kylee Zumach/TCU	18
8/25	Kylee Zumach/Pacific	17
9/16	Kylee Zumach/UNI	17
9/7	Kylee Zumach/North Florida	16
10/4	Bryna Vogel/TCU	16
10/7	Bryna Vogel/Texas Tech	16
9/8	Kylee Zumach/Georgia Tech	15
9/12	Brynn Carlson/UMKC	15
9/16	Bryna Vogel/UNI	15
10/4	Kylee Zumach/TCU	15
11/8	Kylee Zumach/KU	15

50 or More Assists (0)

Category Leaders: -- (--)

Date	Player/Opponent	Assists
------	-----------------	---------

15 or More Digs (24)

Category Leaders: Killeen (12)

Date	Player/Opponent	Digs
10/28	Reilly Killeen/Texas Tech	29
10/28	Bryna Vogel/Texas Tech	29
9/16	Reilly Killeen/UNI	27
10/7	Reilly Killeen/Texas Tech	26
9/16	Bryna Vogel/UNI	23
10/14	Bryna Vogel/Baylor	22
9/14	Reilly Killeen/Omaha	21
11/8	Reilly Killeen/KU	20
11/1	Bryna Vogel/Texas	19
11/1	Reilly Killeen/Texas	18
11/8	Bryna Vogel/KU	18
11/11	Reilly Killeen/TCU	18
10/11	Sarah Dixon/Iowa State	17
8/26	Reilly Killeen/Idaho	16
9/7	Reilly Killeen/North Florida	16
9/14	Bryna Vogel/Omaha	16
10/11	Brooke Smith/Iowa State	16
10/14	Reilly Killeen/Baylor	16
10/25	Reilly Killeen/Iowa State	16
9/8	Sarah Dixon/Georgia Tech	15
9/16	Brooke Smith/UNI	15
9/24	Bryna Vogel/KU	15
10/4	Reilly Killeen/TCU	15
10/11	Bryna Vogel/Iowa State	15

Three or More Service Aces (8)

Category Leaders: B. Smith (3)

Date	Player/Opponent	Aces
9/8	Brooke Smith/Georgia Tech	5
9/12	Brooke Smith/UMKC	4
9/7	Reilly Killeen/North Florida	4
10/21	Sarah Dixon/West Virginia	4
9/7	Brooke Smith/North Florida	3
9/20	Kylee Zumach/Oklahoma	3
10/14	Sarah Dixon/Baylor	3
10/28	Kylee Zumach/Texas Tech	3

15 or More Points (27)

Category Leaders: Zumach (12)

Date	Player/Opponent	Points
11/1	Kylee Zumach/Texas	21.5
10/7	Bryna Vogel/Texas Tech	21.0
10/4	Bryna Vogel/TCU	20.5
11/11	Kylee Zumach/TCU	19.5
8/25	Kylee Zumach/Pacific	19.0
9/8	Kylee Zumach/Xavier	19.0
9/8	Alyssa Schultejans/Georgia Tech	19.0
9/16	Bryna Vogel/UNI	19.0
9/16	Kylee Zumach/UNI	19.0
10/28	Kylee Zumach/Texas Tech	18.5
10/4	Kylee Zumach/TCU	17.5

11/22	Kylee Zumach/West Virginia	17.0
9/7	Kylee Zumach/North Florida	16.5
10/21	Peyton Williams/West Virginia	16.0
10/28	Macy Flowers/Texas Tech	16.0
11/8	Kylee Zumach/KU	16.0
9/1	Alyssa Schultejans/Syracuse	15.5
9/8	Kylee Zumach/Georgia Tech	15.5
9/24	Peyton Williams/KU	15.5
10/7	Kylee Zumach/Texas Tech	15.5
11/22	Alyssa Schultejans/West Virginia	15.5
8/25	Alyssa Schultejans/Pacific	15.0
9/8	Macy Flowers/Georgia Tech	15.0
9/12	Brynn Carlson/UMKC	15.0
9/20	Peyton Williams/Oklahoma	15.0
9/24	Bryna Vogel/KU	15.0
9/30	Kylee Zumach/Texas	15.0
10/28	Brynn Carlson/Texas Tech	15.0

Double-Doubles (26)

Category Leaders: Dixon (11)

Date	Player/Opponent	Double-Doubles
8/26	Kylee Zumach/Idaho	135-11d
8/26	Kylee Zumach/Oregon State	10k-12d
8/31	Sarah Dixon/Arkansas	31a-10d
8/31	Bryna Vogel/Arkansas	11k-14d
9/7	Kylee Zumach/North Florida	11k-11d
9/8	Sarah Dixon/Georgia Tech	34a-15d
9/12	Sarah Dixon/UMKC	25a-10d
9/14	Brooke Smith/Omaha	22a-12d
9/14	Sarah Dixon/Omaha	19a-10d
9/14	Bryna Vogel/Omaha	12k-16d
9/16	Brooke Smith/UNI	24a-15d
9/16	Sarah Dixon/UNI	34a-11d
9/16	Bryna Vogel/UNI	15k-23d
9/20	Sarah Dixon/Oklahoma	30a-11d
9/24	Bryna Vogel/KU	13k-15d
10/4	Bryna Vogel/TCU	16k-14d
10/4	Sarah Dixon/TCU	22a-14d
10/7	Sarah Dixon/Texas Tech	19a-13d
10/11	Brooke Smith/Iowa State	11a-16d
10/21	Sarah Dixon/West Virginia	26a-10d
10/21	Bryna Vogel/West Virginia	11k-13d
10/28	Bryna Vogel/Texas Tech	12k-29d
11/1	Sarah Dixon/Texas	30a-12d
11/1	Bryna Vogel/Texas	11k-18d
11/1	Kylee Zumach/Texas	19k-10d
11/15	Sarah Dixon/Baylor	23a-11d

Triple-Doubles (0)

Category Leaders: --

Date	Player/Opponent	Triple-Doubles
------	-----------------	----------------

--	--	--
----	----	----

TEAM STATS

60+ Kills in a Match (6)

Date	Opponent	Kills
9/8	Georgia Tech	74
9/16	UNI	69
9/24	KU	64
11/1	Texas	63
9/7	North Florida	60
10/28	Texas Tech	60

.250+ Hitting Percentage in a Match (9)

Date	Opponent	Hitting % (k-e-ta)
9/8	Xavier	.352 (49-12-105)
8/26	Idaho	.320 (48-16-100)
8/25	Pacific	.317 (55-11-139)
9/8	Georgia Tech	.305 (74-21-174)
11/18	Oklahoma	.302 (38-9-96)
9/20	Oklahoma	.279 (59-18-147)
9/24	KU	.278 (64-22-151)
9/7	North Florida	.271 (60-21-144)
8/31	Arkansas	.257 (53-18-136)

10+ Total Blocks in a Match (9)

Date	Opponent	Total Blocks (s-a)
10/28	Texas Tech	19.0 (3-32)
10/7	Texas Tech	18.0 (2-32)
10/21	West Virginia	18.0 (2-32)
9/16	UNI	15.0 (5-20)
8/25	Pacific	13.5 (1-25)
11/11	TCU	13.0 (1-24)
10/4	TCU	12.0 (0-24)
11/18	Oklahoma	12.0 (1-22)
11/15	Baylor	10.5 (1-19)

5+ Service Aces in a Match (15)

Date	Opponent	Service Aces
9/7	North Florida	8
9/8	Georgia Tech	8
11/8	KU	8

11/18	Oklahoma	8
9/8	Xavier	7
9/12	UMKC	7
10/4	TCU	7
10/21	West Virginia	7
8/26	Idaho	6
9/20	Oklahoma	6
8/25	Pacific	5
9/16	UNI	5
10/14	Baylor	5
11/11	TCU	5
11/22	West Virginia	5

.350+ Hitting Percentage in a Set (18)

Date	Set/Opponent	Hitting % (k-e-ta)
8/25	2/vs Pacific	.500 (16-1-30)
10/21	4/at West Virginia	.500 (17-0-34)
8/26	3/vs Idaho	.469 (18-3-32)
9/20	5/at Oklahoma	.438 (8-1-16)
9/24	2/KU	.424 (18-4-33)
9/8	2/vs Xavier	.417 (17-2-36)
11/18	3/Oklahoma	.417 (11-1-24)
9/20	2/at Oklahoma	.414 (14-2-29)
9/14	4/at Omaha	.406 (16-3-32)
9/8	2/at Georgia Tech	.389 (17-3-36)
9/30	1/at Texas	.375 (14-2-32)
9/7	2/vs North Florida	.368 (19-5-38)
9/7	1/vs North Florida	.367 (14-3-20)
8/31	1/Arkansas	.364 (17-5-33)
10/7	1/Texas Tech	.364 (14-2-33)
11/1	1/Texas	.364 (20-4-44)
8/26	1/vs Idaho	.357 (16-6-28)
9/8	3/vs Xavier	.353 (17-5-34)

15+ Kills in a Set (36)

Date	Set/Opponent	Kills (e-ta)
9/24	3/KU	20 (6-41)
11/1	1/Texas	20 (4-44)
9/7	2/vs North Florida	19 (5-38)
11/22	2/West Virginia	19 (4-48)
8/26	3/vs Idaho	18 (3-32)
9/8	4/at Georgia Tech	18 (6-45)
9/12	4/UMKC	18 (6-39)
9/24	2/KU	18 (4-33)
10/28	3/at Texas Tech	18 (4-41)
8/25	4/vs Pacific	17 (3-41)
8/31	1/Arkansas	17 (5-33)
9/8	2/vs Xavier	17 (2-36)
9/8	3/vs Xavier	17 (5-34)
9/8	2/at Georgia Tech	17 (3-36)
10/4	1/at TCU	17 (6-54)
10/4	3/at TCU	17 (4-50)
10/21	4/at West Virginia	17 (0-34)
11/1	2/Texas	17 (4-41)
8/25	3/vs Pacific	16 (1-30)
8/25	2/vs Pacific	16 (3-41)
8/26	1/vs Idaho	16 (6-28)
9/7	4/vs North Florida	16 (6-43)
9/8	1/at Georgia Tech	16 (6-45)
9/12	1/UMKC	16 (8-46)
9/16	3/vs UNI	16 (7-47)
9/14	1/at Omaha	16 (8-60)
10/14	3/Baylor	16 (3-38)
9/14	4/at Omaha	16 (3-32)
11/18	1/Oklahoma	16 (5-37)
9/2	1/Wisconsin	15 (3-35)
9/8	1/vs Xavier	15 (5-35)
9/8	3/at Georgia Tech	15 (4-32)
9/16	2/vs UNI	15 (6-48)
9/16	4/vs UNI	15 (5-44)
9/20	3/at Oklahoma	15 (6-33)
11/15	2/at Baylor	15 (5-35)



BOX SCORES

MATCH 1

Pacific RV K-State

Aug. 25, 2017 • Corvallis, Ore. • Gill Coliseum
K-State won 15-25, 28-26, 25-13, 31-29

MATCH 4

Arkansas K-State

Aug. 31, 2017 • Manhattan, Kan. • Ahearn Field House
Arkansas won 21-25, 25-14, 25-23, 15-25, 15-9

MATCH 7

North Florida K-State

Sept. 7, 2017 • Atlanta, Ga. • O'Keefe Gym
K-State won 25-18, 25-19, 21-25, 25-23

Pacific	SP	K	E	TA	PCT	A	SA	SE	RE	DIG	BS	BA	BE	BHE	PTS
SHELTON, Andie	4	16	8	36	.222	2	0	3	0	11	0	1	1	0	16.5
FELDSHER, Janie	4	5	0	8	.625	1	0	0	0	2	0	4	1	0	7.0
BAPTISTA, Emily	4	16	8	38	.211	4	1	2	3	6	0	3	0	0	18.5
DE SCHRIJVER	4	3	0	3	1.000	61	1	1	0	11	0	2	1	1	5.0
FLEMING, Ashlyn	4	12	2	24	.417	0	0	0	0	2	0	2	0	0	13.0
LaBASS, Maycie	4	1	1	2	.000	1	0	1	0	8	0	0	0	0	1.0
GOTTERBA, K	4	0	0	0	.000	3	0	3	1	24	0	0	0	0	0.0
WINE, Skyler	4	22	6	34	.471	0	0	0	0	1	0	0	0	0	23.0
LINES, Kaitlyn	1	0	2	3	.667	0	0	0	0	1	0	0	0	0	0.0
HOLT, Alex	1	0	0	0	.000	0	0	0	0	0	0	0	0	0	0.0
TEAM										1					
Totals.....	4	75	27	148	.324	72	2	10	5	65	1	12	3	1	84.0

K-State	SP	K	E	TA	PCT	A	SA	SE	RE	DIG	BS	BA	BE	BHE	PTS
Sandbothe, Elle	4	4	2	12	.167	0	0	0	0	0	0	5	1	0	6.5
Schultejans, A	4	13	2	30	.367	0	1	2	0	1	0	2	0	0	15.0
Dixon, Sarah	4	4	0	9	.444	42	0	1	0	3	0	3	1	0	5.5
Zumach, Kylee	4	17	2	39	.385	0	1	0	0	7	0	2	1	0	19.0
Gyimes, Zsafia	3	4	4	15	.000	1	1	1	0	2	0	3	1	0	6.5
Vogel, Bryna	4	10	1	26	.346	1	0	0	0	2	1	4	1	0	13.0
Killeen, Reilly	4	0	0	0	.000	4	1	1	1	9	0	0	0	0	1.0
Flowers, Macy	2	3	0	7	.429	0	0	0	0	0	0	4	0	0	5.0
Hooper, C	1	0	0	0	.000	0	0	0	0	0	0	1	0	0	0.5
Carlson, Brynn	1	0	0	1	.000	0	0	0	0	0	0	1	0	0	0.5
Schick, Maureen	4	0	0	0	.000	2	1	0	0	5	0	0	0	0	1.0
Fairfield, Devan	4	0	0	0	.000	0	0	0	0	7	0	0	0	0	0.0
TEAM										1					
Totals.....	4	55	11	139	.317	50	5	2	36	1	25	5	0		73.5

Arkansas	SP	K	E	TA	PCT	A	SA	SE	RE	DIG	BS	BA	BE	BHE	PTS
Rachel Rippee	5	2	4	10	-.200	57	1	2	0	5	0	1	0	1	3.5
Elizabeth P	5	8	2	21	.286	0	0	0	0	2	0	2	0	1	8.5
Kelly O'Brien	5	2	2	5	.000	0	0	0	0	0	2	0	3	0	3.5
Kori Ortiz	5	0	0	0	.000	1	0	0	0	8	0	0	0	0	0.0
Pilar Victoria	5	34	8	68	.382	1	0	1	0	14	0	2	0	1	35.0
Krista Kolbinskie	5	0	0	1	.000	0	0	0	0	2	0	8	0	0	0.0
Paige Johnson	3	0	0	0	.000	0	0	0	0	0	0	0	0	0	0.0
Hailey Dirrill	5	11	4	29	.241	0	0	0	0	3	0	1	0	0	11.5
Reagan Robinson	5	10	4	23	.261	1	2	3	0	1	0	0	0	0	12.0
Okiana Valle	5	0	1	1	-.000	4	0	3	2	15	0	0	0	0	0.0
Totals.....	5	67	25	158	.266	64	3	13	2	58	0	8	0	2	74.0

K-State	SP	K	E	TA	PCT	A	SA	SE	RE	DIG	BS	BA	BE	BHE	PTS
Dixon, Sarah	5	1	0	1	1.000	31	0	2	0	10	0	0	0	1	1.0
Zumach, Kylee	5	12	6	34	.176	1	0	2	0	8	0	1	0	0	12.5
Williams, Peyton	4	7	1	11	.545	0	0	0	0	1	0	2	0	0	8.0
Gyimes, Zsafia	2	2	2	4	.000	0	0	0	0	0	1	0	1	2	2.5
Vogel, Bryna	5	11	1	21	.476	2	0	3	1	14	0	2	1	0	12.0
Fairfield, Devan	4	0	0	0	.000	0	0	0	0	5	0	0	0	0	0.0
Killeen, Reilly	5	0	0	0	.000	3	0	1	1	7	0	0	0	0	0.0
Sandbothe, Elle	1	0	0	2	.000	0	0	1	0	0	0	0	0	1	0.0
Schultejans, A	5	10	5	33	.152	0	0	0	0	2	1	1	0	0	11.5
Smith, Brooke	5	0	0	0	.000	13	2	3	0	6	0	0	0	1	2.0
Flowers, Macy	4	6	1	14	.357	0	0	0	0	0	0	3	1	0	7.5
Carlson, Brynn	5	4	2	16	.125	0	0	0	0	2	0	2	0	0	5.0
TEAM										1					
Totals.....	5	53	18	136	.257	50	2	12	3	56	1	12	5	2	62.0

North Florida	SP	K	E	TA	PCT	A	SA	SE	RE	DIG	BS	BA	BE	BHE	PTS
HOFF, Carina	4	10	6	34	.118	3	1	1	0	14	1	3	1	0	13.5
WORKMAN, C	4	0	0	0	.000	2	0	2	1	8	0	0	0	0	0.0
AICEVIC, K	4	5	4	23	.043	1	1	0	1	5	0	2	0	0	7.0
SHOFF, Alana	4	3	1	6	.333	0	0	0	0	0	0	0	5	0	5.5
MCCARTY, M	4	6	2	8	.500	29	1	0	0	8	0	0	0	0	7.0
GRIFFEY, Taryn	4	12	2	25	.400	1	1	0	0	0	0	2	1	0	14.0
REGISTER, Blaire	2	0	0	0	.000	1	0	0	1	2	0	0	0	0	0.0
WHEELER, D	4	5	8	30	.100	0	0	0	0	1	0	0	2	0	6.0
LABORDE, A	4	0	0	0	.000	2	0	0	1	16	0	0	0	0	0.0
LOPEZ, Asante	2	0	0	0	.000	0	0	0	1	1	2	0	0	0	0.0
HERMAN, Kaileen	1	0	0	0	.000	0	0	0	0	1	0	0	0	0	0.0
TEAM										2					
Totals.....	4	41	23	126	.143	39	4	4	8	56	1	14	2	0	53.0

K-State	SP	K	E	TA	PCT	A	SA	SE	RE	DIG	BS	BA	BE	BHE	PTS
Dixon, Sarah	4	0	0	0	.000	30	0	4	0	5	0	1	0	1	0.5
Zumach, Kylee	4	16	5	38	.289	0	0	2	0	5	0	1	0	0	16.5
Smith, Brooke	4	0	0	0	.000	24	3	6	0	7	0	0	0	0	3.0
Williams, Peyton	4	6	1	12	.417	0	0	0	0	0	0	2	0	0	7.0
Flowers, Macy	4	10	1	17	.529	0	0	0	0	2	0	5	2	0	12.5
Vogel, Bryna	4	11	2	24	.375	0	1	0	0	11	0	2	0	0	13.0
Killeen, Reilly	4	0	0	0	.000	4	2	4	2	16	0	0	0	0	4.0
Sandbothe, Elle	3	3	1	4	.500	0	0	0	0	0	0	1	0	0	3.5
Schultejans, A	4	8	5	28	.107	1	0	0	0	2	0	3	0	0	9.5
Gyimes, Zsafia	1	0	1	3	-.333	0	0	0	0	1	0	0	0	0	0.0
Carlson, Brynn	4	6	5	17	.059	0	0	0	0	0	0	1	0	0	6.5
Fairfield, Devan	4	0	0	0	.000	0	0	0	1	5	0	0	0	0	0.0
TEAM										1					
Totals.....	4	60	21	144	.271	57	8	16	4	54	0	16	2	1	76.0

MATCH 2

Idaho RV K-State

Aug. 26, 2017 • Corvallis, Ore. • Gill Coliseum
K-State won 25-23, 25-18, 25-15

MATCH 5

Syracuse K-State

Sept. 1, 2017 • Manhattan, Kan. • Ahearn Field House
Syracuse won 17-25, 25-22, 25-18

MATCH 8

Xavier K-State

Sept. 8, 2017 • Atlanta, Ga. • O'Keefe Gym
K-State won 25-22, 25-19, 25-19

Idaho	SP	K	E	TA	PCT	A	SA	SE	RE	DIG	BS	BA	BE	BHE	PTS
MATHIS, Haylee	3	1	0	6	.167	16	0	0	0	7	0	2	1	2	2.0
CARMAN, Reece	3	3	0	19	.158	0	0	0	0	1	0	5	0	0	5.5
CRAWFORD, T	3	2	1	5	.200	0	0	0	0	0	0	4	0	0	4.0
HOBBART, Klaree	3	0	0	0	.000	0	0	0	2	3	0	0	0	0	0.0
RYTER, DeVonne	3	2	3	13	-.077	1	1	1	0	2	0	4	1	0	5.0
SHARP, Sarah	3	14	7	39	.179	0	3	1	4	0	1	0	0	0	17.5
HOPEN, Delaney	3	0	0	0	.000	1	0	2	1	2	0	0	0	0	0.0
STRAW, Kaela	3	1	1	12	.000	0	0	1	1	0	0	0	0	0	1.0
WODKE, Alycia	3	0	0	1	.000	3	2	0	1	8	0	0	0	0	2.0
Totals.....	3	23	12	95	.116	21	6	6	8	28	0	16	2	2	37.0

K-State	SP	K	E	TA	PCT	A	SA	SE	RE	DIG	BS	BA	BE	BHE	PTS
Sandbothe, Elle	3	5	1	8	.500	0	0	0	0	0	0	1	0	0	5.5
Dixon, Sarah	3	0	1	3	-.333	33	2	1	0	5	0	0	0	0	2.0
Zumach, Kylee	3	13	4	28	.321	0	0	1	0	11	1	0	2	0	14.0
Gyimes, Zsafia	2	3	0	4	.750	0	2	1	0	1	1	1	0	0	6.5
Vogel, Bryna	2	9	4	16	.312	0	0	2	3	8	0	1	0	0	9.5
Fairfield, Devan	2	0	0	0	.000	0	0	0	0	1	0	0	0	0	0.0
Killeen, Reilly	3	0	0	0	.000	5	2	0	2	16	0	0	0	0	2.0
Schultejans, A	3	3	6	16	.188	1	0	3	0	3	0	0	0	0	



BOX SCORES

**MATCH
10**

**UMKC
K-State**

Sept. 12, 2017 • Manhattan, Kan. • Ahearn Field House
K-State won 21-25, 25-11, 25-18, 25-18

**1
3**

UMKC	SP	K	E	TA	PCT	A	SA	SE	RE	DIG	BS	BA	BE	BHE	PTS
Harrington, Alicia	4	10	4	30	.200	2	0	1	1	12	1	1	0	0	11.5
Blatcher, Mack	4	0	0	0	.000	0	0	0	2	9	0	0	0	0	0.0
Ratzlaff, Alex	4	3	11	30	-.267	1	0	1	2	9	1	1	0	0	4.5
Sadler, Mykal	4	6	2	19	.211	0	0	1	0	1	0	6	0	0	9.0
Dyer, Emma	3	6	1	16	.312	0	0	0	0	0	1	2	0	0	8.0
Schormers, Alli	3	4	0	11	.364	25	0	0	0	10	0	3	0	1	5.5
Spiegel, Rhegan	4	0	1	1	-1.000	2	2	0	1	10	0	0	0	0	2.0
Myers, Kynnedi	2	0	1	4	-.250	2	0	0	0	2	0	0	0	0	0.0
Jacobs, Brooke	4	4	5	13	-.077	0	0	0	0	3	0	4	0	0	6.0
Martinez, Mikayla	4	0	0	0	.000	0	0	1	0	0	0	0	0	0	0.0
Morey, Alexia	3	1	0	2	.500	0	0	0	0	0	0	1	2	0	1.5
TEAM										1					
Totals.....	4	34	25	126	.071	32	2	4	7	56	3	18	2	1	48.0

K-State	SP	K	E	TA	PCT	A	SA	SE	RE	DIG	BS	BA	BE	BHE	PTS
Sandbothe, Elle	4	5	3	10	.200	1	0	0	0	12	0	0	0	0	5.0
Schultejans, A	4	11	12	38	-.026	0	0	0	0	1	0	1	0	0	11.5
Dixon, Sarah	4	0	0	0	.000	25	0	1	0	10	0	0	0	0	0.0
Zumach, Kylee	4	10	0	22	.455	0	3	1	0	2	1	1	1	0	14.5
Flowers, Macy	2	3	3	12	.000	1	0	0	0	0	0	1	1	0	3.5
Vogel, Bryna	4	9	1	20	.400	0	0	1	1	14	0	0	0	0	10.5
Killeen, Reilly	4	0	0	0	.000	4	0	1	1	14	0	0	0	0	0.0
Smith, Brooke	4	0	0	0	.000	19	4	2	0	7	0	0	0	1	4.0
Williams, Peyton	2	2	1	4	.250	0	0	0	0	0	0	3	0	0	3.5
Hooper, C	1	0	0	0	.000	0	0	0	0	0	0	0	0	0	0.0
Gyimes, Zsafia	3	4	2	10	.200	2	0	2	0	1	0	1	0	0	4.5
Carlson, Brynn	4	15	3	30	.400	0	0	0	0	2	0	0	0	0	15.0
Weber, Mckenzi	1	0	0	0	.000	0	0	0	0	0	0	0	0	0	0.0
Fairfield, Devan	4	0	0	0	.000	0	0	0	0	9	0	0	0	0	0.0
Totals.....	4	59	25	146	.233	52	7	8	2	60	1	10	2	2	72.0

**MATCH
13**

**K-State
RV Northern Iowa**

Sept. 16, 2017 • Omaha, Neb. • Baxter Arena
K-State won 25-22, 24-26, 29-27, 25-23, 15-6

**3
2**

K-State	SP	K	E	TA	PCT	A	SA	SE	RE	DIG	BS	BA	BE	BHE	PTS
Johnson, Moriah	5	3	2	11	.091	0	0	0	0	2	0	3	2	0	4.5
Weber, Bri	5	22	8	62	.226	3	0	1	3	17	1	2	0	0	24.0
Hook, Heather	5	4	2	12	.167	58	0	2	0	18	0	1	0	1	4.5
Taylor, Karlie	5	18	13	57	.088	0	0	0	2	19	0	0	0	0	18.0
Seehase, Jaydlin	5	6	4	16	.125	0	0	0	0	5	0	0	0	1	6.0
Thomas, Piper	5	19	6	57	.228	0	1	1	0	3	1	4	0	0	23.0
Sorge, Kendyl	5	1	0	1	1.000	6	0	0	0	17	0	0	0	0	1.0
Staack, Abbi	1	0	0	0	.000	0	0	0	0	0	0	0	0	0	0.0
Hedges, Taylor	5	0	0	0	.000	1	0	0	0	18	0	0	0	0	0.0
Totals.....	5	73	35	216	.176	68	1	4	5	99	2	10	0	2	81.0

UNI	SP	K	E	TA	PCT	A	SA	SE	RE	DIG	BS	BA	BE	BHE	PTS
Sandbothe, Elle	3	4	4	19	.000	1	1	1	0	4	3	3	2	0	9.5
Dixon, Sarah	5	0	0	1	.000	34	0	2	0	11	0	0	0	0	0.0
Zumach, Kylee	5	17	5	54	.222	0	1	2	0	3	1	0	1	0	19.0
Smith, Brooke	5	10	0	0	.000	24	1	0	0	15	0	0	0	0	1.0
Williams, Peyton	5	0	2	24	.333	2	0	0	0	2	0	4	0	0	12.0
Vogel, Bryna	5	15	3	36	.333	1	1	1	0	23	0	6	0	0	19.0
Killeen, Reilly	5	0	0	0	.000	0	1	0	1	27	0	0	0	0	1.0
Schultejans, A	5	12	7	35	.143	0	0	0	0	1	0	0	0	0	12.0
Flowers, Macy	2	4	1	8	.375	0	0	0	0	1	0	3	1	0	5.5
Carlson, Brynn	5	7	3	26	.154	0	0	0	0	1	1	4	1	0	10.0
Fairfield, Devan	5	0	0	0	.000	2	0	0	0	9	0	0	0	0	0.0
Totals.....	5	69	25	203	.217	64	5	6	1	97	5	20	5	0	89.0

**MATCH
16**

**K-State
#5 Texas**

Sept. 30, 2017 • Austin, Texas • Gregory Gymnasium
Texas won 25-17, 25-12, 25-16

**0
3**

K-State	SP	K	E	TA	PCT	A	SA	SE	RE	DIG	BS	BA	BE	BHE	PTS
Sandbothe, Elle	2	1	2	4	-.250	0	0	1	0	0	0	0	0	0	1.0
Schultejans, A	3	8	4	21	.190	0	0	0	0	1	0	0	1	0	8.0
Dixon, Sarah	3	0	0	1	.000	12	0	2	0	9	0	0	0	0	0.0
Zumach, Kylee	3	14	4	37	.270	0	1	2	0	2	0	0	0	0	15.0
Williams, Peyton	3	1	2	12	-.083	1	0	0	0	1	0	0	0	0	1.0
Vogel, Bryna	3	6	2	13	.308	0	0	0	0	7	0	0	0	0	6.0
Killeen, Reilly	3	0	0	0	.000	5	0	2	0	11	0	0	0	0	0.0
Smith, Brooke	3	0	0	0	.000	13	1	4	0	6	0	0	0	0	1.0
Flowers, Macy	1	1	2	6	-.167	0	0	0	0	1	0	0	0	0	1.0
Gyimes, Zsafia	1	0	0	0	.000	0	0	0	0	0	0	0	0	0	0.0
Carlson, Brynn	3	1	1	8	.000	0	0	0	0	2	0	0	0	0	1.0
Fairfield, Devan	3	0	0	0	.000	1	0	0	0	1	0	0	0	0	0.0
Totals.....	3	32	17	102	.147	32	2	12	0	40	0	0	1	0	34.0

Texas	SP	K	E	TA	PCT	A	SA	SE	RE	DIG	BS	BA	BE	BHE	PTS
White, Micaya	3	14	2	32	.375	0	0	3	0	10	0	3	0	0	15.5
Nwanebu, Ebony	3	6	0	13	.462	0	0	0	0	1	0	3	0	0	7.5
Shook, Ashley	3	2	0	6	.333	38	0	1	0	4	0	1	0	0	2.5
Johnson, Morgan	3	8	0	9	.889	0	0	0	0	1	0	4	0	0	10.0
Rounsaville, A	3	0	0	0	.000	1	0	0	1	4	0	0	0	0	0.0
Ogbogu, Chiaka	3	5	0	9	.556	0	0	2	0	1	0	5	1	0	7.5
Hahn, Claire	3	0	0	0	.000	1	0	1	1	1	0	0	0	0	0.0
McCoey, Cat	3	0	0	0	.000	4	0	1	0	18	0	0	0	0	0.0
Sun, Lexi	3	10	0	16	.625	0	0	0	0	2	0	1	1	0	10.5
Gilbert, Natalie	1	0	0	0	.000	0	0	0	0	0	0	0	0	0	0.0
Bedard-Ghani, Y	1	1	0	3	.333	0	0	0	0	2	0	1	0	0	1.5
Agbaji, Ori	1	0	0	1	.000	0	0	0	0	0	0	0	0	0	0.0
Totals.....	3	46	2	89	.494	44	0	8	2	44	0	18	2	0	55.0

**MATCH
11**

**K-State
Omaha**

Sept. 14, 2017 • Omaha, Neb. • Baxter Arena
K-State won 25-22, 25-18, 18-25, 25-18

**3
1**

K-State	SP	K	E	TA	PCT	A	SA	SE	RE	DIG	BS	BA	BE	BHE	PTS
Smith, Brooke	4	1	0	1	1.000	22	0	4	0	12	0	0	0	1	1.0
Williams, Peyton	4	12	1	18	.611	0	0	0	0	0	1	3	0	0	14.5
Flowers, Macy	1	0	3	8	-.375	1	0	0	0	2	0	0	0	0	0.0
Carlson, Brynn	4	5	1	22	.182	0	0	0	0	2	0	2	1	0	6.0
Vogel, Bryna	4	13	2	28	.393	0	0	2	0	16	1	1	1	0	14.5
Fairfield, Devan	4	0	0	0	.000	1	0	0	0	10	0	0	0	0	0.0
Killeen, Reilly	4	0	0	0	.000	3	0	0	2	21	0	0	0	0	0.0
Schultejans, A	4	8	4	33	.121	0	0	0	0	2	0	1	0	0	8.5
Dixon, Sarah	4	0	0	1	.000	20	1	0	0	10	0	0	0	0	1.0
Zumach, Kylee	4	12	8	42	.095	1	0	2	0	5	1	1	0	0	13.5
Gyimes, Zsafia	3	5	2	15	.200	0	0	2	0	2	0	2	0	1	6.0
Weber, Mckenzi	1	0	0	0	.000	0	0	0	0	1	0	0	0	0	0.0
TEAM										2					
Totals.....	4	56	21	168	.208	51	1	10	4	83	3	10	2	2	65.0

Omaha	SP	K	E	TA	PCT	A	SA	SE	RE	DIG	BS	BA	BE	BHE	PTS
S O'Shaughnessy	4	4	1	12	.250	34	0	2	0	20	0	2	3	0	5.0
Abby Bergsten	4	11	4	33	.212	1	0	4	0	13	0	0	0	0	11.0
Bella Sade	4	7	5	25	.080	0	3	2	0	5	0	3	0	1	11.5
Gessica Gdowski	4	8	5	39	.077	0	1	1	0	5	0	1	0	0	9.5
Anna Blaschko	4	6	3	17	.000	0	0	0	0	0	4	2	1	0	11.0
Meagan Routh	4	10	3	32	.219	0	0	3	0	14	0	2	0	0	11.0
Claire Mountjoy	4	0	0	0	.000	8	0	1	17	0	0	0	0	0	0.0
M Horkey	4	0	1	2	-.500	0	0	0	6	0	0	0	0	0	0.0
Totals.....	4	46	22	160	.150	43	4	12	1	80	4	10	4	1	59.0



BOX SCORES

MATCH
19

K-State #23 Iowa State

Oct. 11, 2017 • Ames, Iowa • Hilton Coliseum
Iowa State won 25-12, 25-16, 27-25

0
3

K-State	SP	K	E	TA	PCT	A	SA	SE	RE	DIG	BS	BA	BE	BHE	PTS
Sandbothe, Elle	3	4	0	12	.333	0	0	0	0	0	0	1	1	0	4.5
Schultejans, A	3	1	1	17	.000	0	0	0	0	1	1	0	1	0	2.0
Dixon, Sarah	3	0	0	0	.000	7	0	0	0	17	0	0	0	1	0.0
Williams, Peyton	2	1	1	5	.000	0	0	0	1	0	2	0	0	0	1.0
Vogel, Bryna	3	2	6	29	-.138	0	1	0	1	15	0	1	0	1	3.5
Fairfield, Devan	3	0	0	0	.000	0	0	0	0	6	0	0	0	0	0.0
Killeen, Reilly	3	0	0	0	.000	3	0	0	0	11	0	0	0	0	0.0
Zumach, Kylee	3	4	6	32	-.062	0	0	0	1	0	4	0	0	1	4.0
Smith, Brooke	3	0	0	0	.000	11	2	0	0	16	0	0	0	0	2.0
Flowers, Macy	1	5	2	13	.231	0	0	0	0	1	0	1	0	0	5.5
Gyimes, Zsafia	1	0	0	0	.000	0	0	0	0	1	0	0	0	0	0.0
Carlson, Brynn	3	6	5	26	.038	0	0	0	0	0	0	1	0	0	6.5
TEAM										1					
Totals.....	3	23	21	134	.015	21	3	2	2	74	1	4	3	2	29.0

Iowa State	SP	K	E	TA	PCT	A	SA	SE	RE	DIG	BS	BA	BE	BHE	PTS
Conaway, Alexis	3	6	2	28	.143	1	0	1	0	11	0	2	0	0	7.0
Harris, Monique	3	4	0	5	.800	34	0	0	0	17	1	0	0	0	5.0
West, Samara	3	13	1	29	.414	0	0	0	0	6	5	0	0	0	15.5
Lazard, Grace	3	11	6	24	.208	0	0	2	0	1	0	4	1	0	13.0
Schaben, Jess	3	9	4	42	.119	2	0	2	1	18	0	0	0	0	9.0
Rhodes, Avery	3	7	1	15	.400	0	0	0	0	1	0	3	1	0	8.5
Bailey, Hannah	3	0	1	1	-1.000	0	0	0	0	0	0	1	0	0	0.5
Enna, Izzy	3	0	0	0	.000	1	1	0	0	3	0	0	0	0	1.0
Mauck, Piper	3	0	0	0	.000	2	0	0	0	0	0	0	0	0	0.0
Miranda, Genesis	2	0	0	1	.000	0	0	0	1	0	0	0	0	0	0.0
Hillegas, Hali	3	0	0	0	.000	4	1	2	0	22	0	0	0	0	1.0
TEAM										1					
Totals.....	3	50	15	145	.241	44	2	10	3	79	1	15	2	0	60.5

MATCH
22

#22 Iowa State K-State

Oct. 25, 2017 • Manhattan, Kan. • Ahearn Field House
Iowa State won 25-18, 26-24, 25-23

3
0

Iowa State	SP	K	E	TA	PCT	A	SA	SE	RE	DIG	BS	BA	BE	BHE	PTS
Conaway, Alexis	3	8	3	28	.179	0	0	0	0	5	0	3	1	0	9.5
Harris, Monique	3	3	0	6	.500	37	0	0	0	8	0	1	0	1	3.5
West, Samara	3	9	3	21	.286	0	0	0	0	0	0	0	0	0	9.0
Lazard, Grace	3	12	1	21	.524	0	0	2	0	0	0	1	0	0	12.5
Schaben, Jess	3	10	3	35	.200	0	2	1	3	12	1	1	0	0	13.5
Rhodes, Avery	3	2	4	11	-.182	1	0	0	0	0	0	4	1	0	4.0
Bailey, Hannah	1	0	0	0	.000	0	0	0	0	0	0	0	0	0	0.0
Hillmer, Sami	1	0	0	0	.000	0	0	0	0	0	0	0	0	0	0.0
Herbst, Josie	1	0	0	0	.000	0	0	1	0	0	0	0	0	0	0.0
Enna, Izzy	3	0	0	0	.000	3	2	0	1	5	0	0	0	0	2.0
Miranda, Genesis	3	0	0	0	.000	0	0	2	0	0	0	0	0	0	0.0
Hillegas, Hali	3	2	2	2	-1.000	1	2	2	0	20	0	0	0	0	2.0
Totals.....	3	44	16	124	.226	42	6	8	4	50	1	10	2	1	56.0

K-State	SP	K	E	TA	PCT	A	SA	SE	RE	DIG	BS	BA	BE	BHE	PTS
Sandbothe, Elle	3	2	1	7	.143	0	0	0	0	3	0	1	0	0	2.5
Zumach, Kylee	3	10	6	38	.105	0	2	0	0	3	0	0	0	0	12.0
Smith, Brooke	3	0	1	1	-1.000	21	1	5	0	6	0	0	0	1	1.0
Flowers, Macy	3	6	3	12	.250	0	0	0	0	2	0	1	0	0	6.5
Carlson, Brynn	3	9	3	22	.273	0	0	0	0	3	0	0	0	0	9.0
Vogel, Bryna	3	4	1	15	.200	0	0	2	8	0	2	0	0	0	5.0
Killeen, Reilly	3	0	0	0	.000	1	1	1	1	16	0	0	0	0	1.0
Dixon, Sarah	3	0	0	0	.000	13	0	0	0	7	0	0	0	0	0.0
Williams, Peyton	3	4	0	10	.400	0	0	0	0	1	1	2	0	1	6.0
Gyimes, Zsafia	2	1	1	5	.000	0	0	1	0	3	0	0	0	1	1.0
Fairfield, Devan	3	0	0	0	.000	0	0	1	4	0	0	0	0	0	0.0
TEAM										2					
Totals.....	3	36	16	110	.182	35	4	7	6	56	1	6	0	3	44.0

MATCH
25

K-State #11 KU

Nov. 8, 2017 • Lawrence, Kan. • Horejsi Athletics Center
KU won 14-25, 25-21, 25-15, 25-22

1
2

K-State	SP	K	E	TA	PCT	A	SA	SE	RE	DIG	BS	BA	BE	BHE	PTS
Sandbothe, Elle	4	7	3	14	.286	0	0	0	0	1	0	1	1	0	7.5
Dixon, Sarah	4	0	1	1	-1.000	23	2	3	0	3	0	0	0	0	2.0
Williams, Peyton	4	5	4	20	.050	0	0	0	0	1	0	3	0	0	6.5
Carlson, Brynn	4	3	4	14	-.071	0	2	1	0	3	0	3	0	0	6.5
Vogel, Bryna	4	8	2	31	.194	0	1	1	1	18	0	2	0	0	10.0
Fairfield, Devan	4	0	0	0	.000	0	0	0	0	4	0	0	0	0	0.0
Killeen, Reilly	4	0	0	0	.000	2	0	1	2	20	0	0	0	0	0.0
Schultejans, A	2	3	1	11	.182	0	1	1	0	2	0	0	0	0	4.0
Zumach, Kylee	4	15	5	35	.286	0	1	3	0	5	0	0	0	0	16.0
Smith, Brooke	4	0	0	0	.000	19	1	3	0	6	0	0	1	2	1.0
Flowers, Macy	4	6	1	17	.294	0	0	1	0	1	0	3	1	0	7.5
Carlson, Brynn	4	27	21	143	.182	44	8	14	3	64	0	12	3	2	61.0
TEAM										1					
Totals.....	4	46	21	143	.182	44	8	14	3	64	0	12	3	2	61.0

KU	SP	K	E	TA	PCT	A	SA	SE	RE	DIG	BS	BA	BE	BHE	PTS
Miller, Tori	4	0	0	0	.000	6	0	0	2	4	0	0	0	0	0.0
Cheadle, Kayla	1	0	0	3	.000	0	0	1	0	0	0	0	0	0	0.0
Hill, Zoe	4	11	2	17	.529	0	0	0	0	1	0	5	1	0	13.5
Payne, Kelsie	4	14	7	38	.184	0	1	1	0	7	0	4	0	0	17.0
Havili, Ainsie	4	3	0	5	.600	37	1	1	0	21	0	0	0	0	4.0
Smith, Ashley	4	9	7	33	.061	0	0	0	0	1	2	0	0	0	9.0
Nelson, Allie	4	0	0	1	.000	1	0	2	2	18	0	0	0	0	0.0
Kurse, Jada	4	10	4	35	.171	0	0	0	0	1	0	2	1	0	11.0
Mostrom, Jacqui	2	0	0	0	.000	0	0	0	0	1	0	0	0	0	0.0
Alexander, Taylor	3	1	1	6	.000	0	1	1	0	2	1	1	1	0	3.5
Barry, Addison	4	0	0	0	.000	1	0	0	2	9	0	0	0	1	0.0
TEAM										1					
Totals.....	4	48	21	138	.196	45	3	6	8	66	1	12	3	1	58.0

MATCH
20

#25 Baylor K-State

Oct. 14, 2017 • Manhattan, Kan. • Ahearn Field House
Baylor won 25-22, 25-21, 22-25, 25-11

3
1

Baylor	SP	K	E	TA	PCT	A	SA	SE	RE	DIG	BS	BA	BE	BHE	PTS
Freiberg, Camryn	4	10	0	14	.714	0	0	0	0	0	1	5	1	1	13.5
Staiger, Katie	4	14	5	48	.188	2	0	1	0	13	0	3	0	0	15.5
Fanning, Shelly	4	7	4	20	.150	0	1	0	0	1	0	4	1	0	10.0
Philo, Aniah	4	12	1	27	.407	1	3	0	2	23	0	2	0	0	16.0
Lockin, Hannah	4	1	3	7	-.286	54	1	0	9	0	0	0	0	0	2.0
Pressley, Yossiana	4	20	4	42	.381	0	0	2	0	8	0	4	1	0	22.0
Brusek, Jana	4	0	0	0	.000	4	1	2	15	0	0	0	0	0	1.0
Fluegel, Hannah	2	0	0	0	.000	0	0	0	0	0	0	0	0	0	0.0
Itiola, Tola	3	0	0	0	.000	0	0	0	0	0	0	0	0	0	0.0
Hunt, Braya	4	0	0	0	.000	1	0	0	1	2	0	0	0	0	0.0
Totals.....	4	64	17	158	.297	62	6	5	71	1	18	3	1	80	0.0

K-State	SP	K	E	TA	PCT	A	SA	SE	RE	DIG	BS	BA	BE	BHE	PTS
Zumach, Kylee	4	13	3	33	.303	0	0	0	2	1	6	0	2	1	14.0
Smith, Brooke	4	0	2	3	-.667	25	0	1	0	7	0	0	0	0	0.0
Williams, Peyton	4	11	1	21	.476	2	0	0	0	0	1	5	1	0	14.5
Flowers, Macy	4	8	2	22	.273	0	1	2	0	4	1	0	0	0	10.0
Gyimes, Zsafia	2	2	1	8	.125	0	0	0	0	3	0	2	0	0	3.0
Vogel, Bryna	4	7	4	27	.111	0	1	2	0	22	0	0	0	0	



MATCH
28

Oklahoma
K-State

0
3

Nov. 18, 2017 • Manhattan, Kan. • Ahearn Field House
K-State won 25-22, 25-22, 25-14

Oklahoma	SP	K	E	TA	PCT	A	SA	SE	RE	DIG	BS	BA	BE	BHE	PTS
Anderson, Paige	3	2	4	11	.182	0	0	0	0	0	2	0	0	0	3.0
Dibble, Erin	3	3	3	11	.000	0	0	0	0	1	0	1	0	0	3.5
Enneking, Alyssa	3	18	7	41	.268	1	0	0	1	7	0	1	0	0	18.5
Atherton, Leslie	3	1	1	4	.000	0	0	0	0	0	0	1	0	0	1.5
Kelly, Emma	3	0	0	0	.000	0	3	3	2	5	0	0	0	0	3.0
Alford, Audrey	3	1	2	5	-.200	27	1	0	0	8	0	1	0	0	2.5
Manriquez, R	3	0	0	0	.000	4	0	0	2	12	0	0	0	0	0.0
Morikawa, Kira	3	0	0	0	.000	0	0	0	0	0	0	0	0	0	0.0
Maras, Sarah	1	0	0	1	.000	0	0	0	0	0	0	0	0	0	0.0
Drescher, M	3	10	6	28	.143	0	0	0	0	1	0	0	0	0	10.0
Sanders, Sarah	1	0	0	0	.000	0	0	0	0	0	0	0	0	0	0.0
Miller, Morgan	3	0	3	5	-.600	0	1	0	2	8	0	0	0	0	1.0
TEAM										1					
Totals.....	3	35	26	106	.085	32	5	3	8	42	0	6	0	0	43.0

K-State	SP	K	E	TA	PCT	A	SA	SE	RE	DIG	BS	BA	BE	BHE	PTS
Sandbothe, Elle	3	8	3	17	.294	0	0	0	0	2	0	3	1	0	9.5
Dixon, Sarah	3	1	0	1	1.000	18	0	0	0	3	0	0	0	2	1.0
Zumach, Kylee	3	8	1	18	.389	0	0	0	3	8	0	3	0	0	9.5
Williams, Peyton	3	7	0	15	.467	2	0	0	0	1	0	4	1	0	9.0
Flowers, Macy	3	4	1	11	.273	0	2	0	0	1	0	7	0	0	9.5
Fairfield, Devan	3	0	0	0	.000	0	0	0	0	5	0	0	0	0	0.0
Killeen, Reilly	3	0	0	0	.000	3	2	1	1	10	0	0	0	0	2.0
Schultejans, A	1	4	3	14	.071	0	0	1	0	0	0	0	1	0	4.0
Smith, Brooke	3	0	0	0	.000	12	2	0	4	0	0	0	0	1	2.0
Hooper, C	1	2	0	2	1.000	0	0	0	0	0	0	1	0	0	2.5
Gyimes, Zsafia	2	2	0	7	.286	0	0	0	0	0	0	3	0	0	3.5
Carlson, Brynn	2	2	1	11	.091	0	2	2	1	1	1	1	0	0	5.5
Schick, Maureen	1	0	0	0	.000	0	0	0	0	0	0	0	0	0	0.0
Totals.....	3	38	9	96	.302	35	8	6	5	35	1	22	3	3	58.0

MATCH
29

West Virginia
K-State

3
0

Nov. 22, 2017 • Manhattan, Kan. • Ahearn Field House

West Virginia	SP	K	E	TA	PCT	A	SA	SE	RE	DIG	BS	BA	BE	BHE	PTS
Caffrey, Payton	3	13	1	30	.400	2	3	3	2	15	0	1	0	0	16.5
Swanegan, Mia	3	5	2	8	.375	0	0	1	0	1	0	7	1	0	8.5
Hasting, Alexa	3	1	0	1	1.000	1	0	0	2	6	0	0	0	0	1.0
Anderson, Emma	3	1	1	3	.000	38	0	0	0	9	0	1	0	1	1.5
Levak, Natania	3	7	4	21	.143	0	0	0	0	3	0	0	1	0	7.0
Lynch, Briana	3	4	1	10	.300	0	0	0	0	0	0	0	0	0	4.0
Montgomery, M	3	15	1	27	.519	0	0	0	0	4	0	5	0	0	17.5
Gotterba, Gianna	3	0	0	0	.000	1	0	1	0	8	0	0	0	0	0.0
Cuckovich, G	3	0	0	0	.000	0	0	0	0	0	0	0	0	0	0.0
Proctor, Lindsay	3	0	0	0	.000	3	1	1	0	5	0	0	0	0	1.0
TEAM										1					
Totals.....	3	46	10	100	.360	45	4	6	5	51	0	14	2	1	57.0

K-State	SP	K	E	TA	PCT	A	SA	SE	RE	DIG	BS	BA	BE	BHE	PTS
Dixon, Sarah	3	0	0	1	.000	20	1	0	0	6	0	0	0	0	1.0
Zumach, Kylee	3	14	0	28	.500	0	2	1	2	12	0	2	0	0	17.0
Smith, Brooke	3	1	0	1	1.000	17	0	1	0	1	0	0	0	2	1.0
Williams, Peyton	3	0	1	14	-.071	0	0	0	0	1	0	2	0	0	1.0
Flowers, Macy	3	5	3	16	.125	0	0	2	0	2	0	3	0	0	6.5
Fairfield, Devan	3	0	0	0	.000	1	0	0	0	1	0	0	0	0	0.0
Killeen, Reilly	3	0	0	0	.000	0	1	3	2	13	0	0	0	0	1.0
Sandbothe, Elle	3	6	4	12	.167	0	0	0	0	1	0	1	0	0	6.5
Schultejans, A	3	14	5	35	.257	0	1	1	0	1	0	1	0	0	15.5
Hooper, C	2	1	0	4	.250	0	0	0	0	0	0	0	0	0	1.0
Gyimes, Zsafia	2	1	2	4	-.250	0	0	1	0	0	0	1	0	0	1.5
Carlson, Brynn	1	1	0	4	.250	0	0	0	0	0	0	0	0	0	1.0
Schick, Maureen	1	0	0	0	.000	0	0	0	0	1	0	0	0	0	0.0
Totals.....	3	43	15	119	.235	38	5	9	4	39	0	10	0	2	53.0



\\ THE LAST TIME K-STATE...

won in 3 sets	Nov. 18, 2017, OKLAHOMA
won in 4 sets	Sept. 14, 2017, at Omaha
won in 5 sets	Oct. 7, 2017, TEXAS TECH
lost in 3 sets	Nov. 22, 2017, WEST VIRGINIA
lost in 4 sets	Nov. 15, 2017, at #19 Baylor
lost in 5 sets	Nov. 11, 2017, TCU
defeated a ranked opponent - home	Nov. 30, 2013, #25 Iowa State (3-0)
defeated a ranked opponent - away	Aug. 27, 2016, #6 Hawaii (3-1)
defeated a ranked opponent - neutral site	Sept. 15, 2012, #20 Dayton (3-0)
defeated an unranked opponent - home	Nov. 18, 2017, OKLAHOMA (3-0)
defeated an unranked opponent - away	Sept. 20, 2017, at Oklahoma (3-2)
defeated an unranked opponent - neutral site	Sept. 16, 2017, vs. UNI (3-2)
lost to a ranked opponent - home	Nov. 1, 2017, #3 TEXAS (2-3)
lost to a ranked opponent - away	Nov. 15, 2017, at #19 Baylor (1-3)
lost to a ranked opponent - neutral site	Sept. 15, 2017, vs. #10 Nebraska (0-3)
lost to an unranked opponent - home	Nov. 22, 2017, WEST VIRGINIA (0-3)
lost to an unranked opponent - away	Oct. 28, 2017, at Texas Tech (2-3)
lost to an unranked opponent - neutral	Dec. 4, 2015, vs. Wichita St. (1-3)
15+ kills	18, Kylee Zumach Nov. 11, 2017, TCU
20+ kills	21, Brooke Sassin Oct. 8, 2016, TCU
25+ kills	25, Kylee Zumach Sept. 19, 2014, vs. Eastern Michigan
30+ kills	32, Kaitlynn Pelger Sept. 12, 2011, Drake
40+ assists	42, Sarah Dixon Aug. 25, 2017, vs. Pacific
50+ assists	51, Katie Brand Nov. 16, 2016, OKLAHOMA
60+ assists	60, Katie Brand Sept. 17, 2016, vs. Southern Miss
15+ digs	18, Reilly Killeen Nov. 11, 2017, TCU
20+ digs	20, Reilly Killeen Nov. 8, 2017, at #11 KU
25+ digs	29, Reilly Killeen/Bryna Vogel Oct. 28, 2017, at Texas Tech
30+ digs	32, Kersten Kober Nov. 25, 2015, #9 KU
5+ blocks	7, Macy Flowers Nov. 18, 2017, OKLAHOMA
10+ blocks	13, Macy Flowers Oct. 28, 2017, at Texas Tech
registered a triple-double	Katie Brand Sept. 19, 2014, at Michigan 42 assists, 11 blocks, 10 digs
won when trailing 0-2	Nov. 15, 2014, at Baylor
lost when leading 2-0	Nov. 1, 2017, #3 TEXAS

K-STATE'S RECORD WHEN...

	2017	Fritz Era
Overall	10-19	326-197
At Home	3-9	171-69
On the Road	2-9	97-101
On a Neutral Court	5-1	58-27
Longest winning streak	2	16
Longest losing streak	9	10
Big 12 Conference Record	3-13	170-142
At Home	2-6	99-57
On the Road	1-7	71-84
Non-Conference Record	7-6	156-55
Postseason Record	0-0	10-12
Against Ranked Opponents	0-10	25-111
Teams Ranked 1-5	0-2	1-42
Teams Ranked 6-10	0-3	4-27
Teams Ranked 11-25	0-5	20-43
Against Teams Receiving Votes	1-0	32-27
Against Unranked Opponents	10-9	301-85
By Sets	49-67	1,131-800
Three-Set Matches	3-7	177-84
Four-Set Matches	4-5	84-69
Five-Set Matches	3-7	65-44
Leading 1-0	7-7	265-46
Leading 2-0	5-1	215-8
Trailing 0-1	3-12	60-151
Trailing 0-2	0-7	8-108
Leading 2-1	6-3	119-18
Trailing 1-2	1-9	27-92
Tied 1-1	4-10	99-80
Tied 2-2	3-7	65-44
By Kills		
Leading in kills	6-2	271-24
Trailing in kills	4-17	48-168
Tied in kills	0-0	7-5
By Digs		
Leading in digs	4-2	206-27
Trailing in digs	6-16	106-166
Tied in digs	0-1	13-4
By Attack Percentage		
Leading in attack percentage	9-2	297-20
Trailing in attack percentage	1-17	28-165
Tied in attack percentage	0-0	1-1
Hitting .300 or better	4-1	122-3
Hitting .200 or better	9-6	242-54
Hitting below .200	0-13	45-140
Holding opponent below .200	7-5	25-36
Holding opponent below .100	2-0	65-0
By Blocks		
Leading in blocks	6-5	230-63
Trailing in blocks	3-12	65-123
Tied in blocks	1-2	31-11
By Month		
August	2-2	33-19
September	6-6	143-50
October	1-6	73-63
November	1-5	69-54
December	0-0	8-11
By Day		
Monday	0-0	3-2
Tuesday	1-0	15-1
Wednesday	1-7	89-63
Thursday	2-1	11-5
Friday	2-3	63-31
Saturday	4-7	138-92
Sunday	0-1	7-6
By Time		
Morning	1-0	17-4
Afternoon	2-7	72-37
Night	7-12	237-156
By Jersey Color*		
White (long sleeves)	3-10	41-23
White (total)	6-11	131-68
Purple (long sleeves)	3-8	24-33
Purple (total)	4-8	69-59
Black	0-0	16-23
Grey	0-0	3-2
On Television*	2-7	52-56
On Radio*	8-13	200-148
On K-StateHD.TV	1-1	62-16

* only tracked since 2005



\\ 2017 BIG 12 STANDINGS

Team	Big 12						Overall					
	Record	Pct	Home	Away	Neutral	Streak	Record	Pct	Home	Away	Neutral	Streak
Texas	16-0	1.000	8-0	8-0	0-0	W16	27-3	.900	12-1	11-2	4-0	L1
Baylor	13-3	.813	6-2	7-1	0-0	L1	24-7	.774	13-4	8-2	3-1	L1
Iowa State	11-5	.688	6-2	5-3	0-0	W3	22-7	.759	11-4	8-3	3-0	L1
Kansas	11-5	.688	5-3	6-2	0-0	L1	22-8	.733	8-4	9-3	5-1	L2
West Virginia	6-10	.375	4-4	2-6	0-0	W2	21-13	.618	10-5	5-8	6-0	L1
Texas Tech	4-12	.250	3-5	1-7	0-0	L2	18-16	.529	7-5	5-11	6-0	L1
TCU	4-12	.250	2-6	2-6	0-0	W1	15-17	.469	8-8	4-8	3-1	L1
Oklahoma	4-12	.250	2-6	2-6	0-0	L4	7-22	.241	3-8	2-10	2-4	L4
K-State	3-13	.188	2-6	1-7	0-0	L1	10-19	.345	3-9	2-9	5-1	L1

AVCA Top 25 Coaches Poll (Highest Ranking)

Baylor	Iowa State	Kansas	K-State	Oklahoma	TCU	Texas	Texas Tech	West Virginia
21 (18)	25 (18)	-- (7)	-- (RV)	-- (--)	-- (--)	5 (1)	-- (--)	-- (--)

Official RPI (Final)

Baylor	Iowa State	Kansas	K-State	Oklahoma	TCU	Texas	Texas Tech	West Virginia
17	16	20	115	138	69	6	87	63

BIG 12 PLAYER OF THE WEEK AWARDS

OFFENSIVE PLAYER OF THE WEEK

Player (School)	Week
Ainise Havili (KU)	Aug. 28
Kelsie Payne (KU)	Sept. 4
Madison Rigdon (KU)	Sept. 11
Katie Staiger (Baylor)	Sept. 18
Katie Staiger (Baylor)	Sept. 25
Ainise Havili (KU)	Oct. 2
Zoe Hill (KU)	Oct. 9
Yossiana Pressley (Baylor)	Oct. 16
Madison Rigdon (KU)	Oct. 23
Yossiana Pressley (Baylor)	Oct. 30
Yossiana Pressley (Baylor)	Nov. 6
Yossiana Pressley (Baylor)	Nov. 13
Jess Schaben (Iowa State)	Nov. 20
Yossiana Pressley (Baylor)/Payton Caffrey (West Virginia)	Nov. 27

DEFENSIVE PLAYER OF THE WEEK

Player (School)	Week
Camryn Freiberg (Baylor)	Aug. 28
Hali Hillegas (Iowa State)	Sept. 4
Alexis Conaway (Iowa State)	Sept. 11
Hali Hillegas (Iowa State)	Sept. 18
Morgan Johnson (Texas)	Sept. 25
Hali Hillegas (Iowa State)	Oct. 2
Chiaka Ogbogu (Texas)	Oct. 9
Chiaka Ogbogu (Texas)	Oct. 16
Grace Lazard (Iowa State)	Oct. 23
Hali Hillegas (Iowa State)	Oct. 30
Chiaka Ogbogu (Texas)	Nov. 6
Shelly Fanning (Baylor)	Nov. 13
Macy Flowers (K-State)	Nov. 20
Jess Schaben (Iowa State)	Nov. 27

FRESHMAN OF THE WEEK

Player (School)	Week
Peyton Williams (K-State)	Aug. 28
Lexi Sun (Texas)	Sept. 4
Lexi Sun (Texas)	Sept. 11
Avery Rhodes (Iowa State)	Sept. 18
Hannah Lockin (Baylor)	Sept. 25
Ashley Shook (Texas)	Oct. 2
Hannah Lockin (Baylor)	Oct. 9
Lexi Sun (Texas)	Oct. 16
Ashley Shook (Texas)	Oct. 23
Yossiana Pressley (Baylor)	Oct. 30
Yossiana Pressley (Baylor)	Nov. 6
Yossiana Pressley (Baylor)	Nov. 13
Ashley Shook (Texas)	Nov. 20
Yossiana Pressley (Baylor)	Nov. 27

BIG 12 POSTSEASON AWARDS

Player of the Year	Chiaka Ogbogu, Texas (Sr., MB)
Libero of the Year	Hali Hillegas, Iowa State (So.)
Setter of the Year	Ainise Havili, Kansas (Sr.)
Freshman of the Year	Yossiana Pressley, Baylor (OH)
Coach of the Year	Ryan McGuyre, Baylor

ALL-BIG 12 FIRST TEAM

Name, School	HT	CL	POS
Shelly Fanning, Baylor	6-2	So.	MB
Yossiana Pressley, Baylor	6-0	Fr.	OH
Katie Staiger, Baylor	6-1	Sr.	OH
Hali Hillegas, Iowa State	5-6	So.	L
Jess Schaben, Iowa State	6-2	Jr.	OH
Samara West, Iowa State	6-4	Sr.	RS
Ainise Havili, Kansas	5-10	Sr.	S
Kelsie Payne, Kansas	6-3	Sr.	RS
Madison Rigdon, Kansas	6-0	Sr.	OH
Alyssa Enneking, Oklahoma	5-11	Jr.	OH
Chiaka Ogbogu, Texas	6-2	Sr.	MB
Ebony Nwanebu, Texas	6-4	Sr.	OH
Lexi Sun, Texas	6-2	Fr.	OH
Micaya White, Texas	6-1	So.	OH
Payton Caffrey, West Virginia	6-0	So.	OH

ALL-BIG 12 SECOND TEAM

Name, School	HT	CL	POS
Hannah Lockin, Baylor	6-0	Fr.	S
Aniah Philo, Baylor	5-8	Jr.	OH
Jada Burse, Kansas	6-1	So.	OH
Zoe Hill, Kansas	5-11	So.	MB
Bryna Vogel, K-State	6-0	Sr.	OPP
Anna Walsh, TCU	6-2	Jr.	MB
Cat McCoy, Texas	5-7	Sr.	L
Ashley Shook, Texas	6-1	Fr.	S
Missy Owens, Texas Tech	6-1	Jr.	S
Mia Swanegan, West Virginia	6-1	Sr.	MB

ALL-BIG 12 FRESHMAN TEAM

Name, School	HT	POS
Hannah Lockin, Baylor	6-0	S
Yossiana Pressley, Baylor	6-0	OH
Avery Rhodes, Iowa State	6-2	MB
Peyton Williams, K-State	6-4	MB
Ashley Shook, Texas	6-1	S
Lexi Sun, Texas	6-2	OH



\\ BIG 12 LEADERS (OVERALL)

HITTING PERCENTAGE

Rk	Team	S	Kills	Errs	Total	Pct
1.	Texas	106	1480	364	3546	.315
2.	Baylor	112	1630	578	3990	.264
3.	Kansas	118	1653	577	4222	.255
4.	Iowa State	102	1397	495	3807	.237
5.	West Virginia	125	1620	684	4162	.225
6.	Texas Tech	125	1660	677	4615	.213
7.	K-State	116	1442	570	4106	.212
8.	TCU	113	1497	691	4143	.195
9.	Oklahoma	107	1323	679	3685	.175

OPPONENT HITTING PCT

Rk	Team	S	Kills	Errs	Total	Pct
1.	Baylor	112	1235	616	3911	.158
2.	Iowa State	102	1242	623	3910	.158
3.	Texas	106	1304	676	3885	.162
4.	West Virginia	125	1492	700	4159	.190
5.	Kansas	118	1502	629	4257	.205
6.	Texas Tech	125	1646	653	4547	.218
7.	K-State	116	1565	615	4151	.229
8.	TCU	113	1469	563	3899	.232
9.	Oklahoma	107	1453	506	3705	.256

ASSISTS

Rk	Team	S	No.	Avg/S
1.	Baylor	112	1526	13.62
2.	Kansas	118	1554	13.17
3.	Texas	106	1369	12.92
4.	Iowa State	102	1294	12.69
5.	Texas Tech	125	1557	12.46
6.	TCU	113	1407	12.45
7.	West Virginia	125	1542	12.34
8.	Oklahoma	107	1255	11.73
9.	K-State	116	1345	11.59

KILLS

Rk	Team	S	No.	Avg/S
1.	Baylor	112	1630	14.55
2.	Kansas	118	1653	14.01
3.	Texas	106	1480	13.96
4.	Iowa State	102	1397	13.70
5.	Texas Tech	125	1660	13.28
6.	TCU	113	1497	13.25
7.	West Virginia	125	1620	12.96
8.	K-State	116	1442	12.43
9.	Oklahoma	107	1323	12.36

BLOCKS

Rk	Team	S	Solo	Asst	Total	Avg/S
1.	Texas	106	47	567	330	3.12
2.	Iowa State	102	50	513	306	3.00
3.	Baylor	112	39	419	248	2.22
4.	West Virginia	125	40	469	274	2.20
5.	K-State	116	33	428	247	2.13
6.	TCU	113	35	403	236	2.09
7.	Kansas	118	25	421	235	2.00
8.	Texas Tech	125	55	385	247	1.98
9.	Oklahoma	107	35	315	192	1.80

SERVICE ACES

Rk	Team	S	No.	Avg/S
1.	West Virginia	125	163	1.30
2.	K-State	116	137	1.18
3.	Baylor	112	128	1.14
4.	Iowa State	102	115	1.13
5.	TCU	113	113	1.00
6.	Texas Tech	125	120	0.96
7.	Texas	106	101	0.95
8.	Oklahoma	107	88	0.82
9.	Kansas	118	95	0.81

DIGS

Rk	Team	S	No.	Avg/S
1.	Iowa State	102	1773	17.38
2.	Baylor	112	1753	15.65
3.	Kansas	118	1845	15.64
4.	Texas Tech	125	1952	15.62
5.	Texas	106	1617	15.25
6.	K-State	116	1705	14.70
7.	TCU	113	1642	14.53
8.	Oklahoma	107	1504	14.06
9.	West Virginia	125	1670	13.36

HITTING PERCENTAGE (Minimum .200/3.0 attacks per set)

Rk	Player	Team	Cl	S	Kills	Errs	Total	Pct
1.	Ogbogu, Chiaka	UT	Sr	106	273	58	535	.402
2.	Fanning, Shelly	BU	So	112	314	77	631	.376
3.	Hill, Zoe	KU	So	110	177	47	361	.360
4.	Nwanebu, Ebony	UT	Sr	84	212	40	499	.345
5.	Freiberg, Camryn	BU	Sr	100	180	46	400	.335
6.	Keenan, Katy	TTU	Jr	122	259	76	565	.324
7.	Williams, Peyton	KSU	Fr	102	191	50	457	.309
8.	Anna Walsh	TCU		110	328	112	701	.308
9.	Alexander, Taylor	KU	Sr	68	119	41	262	.298
10.	Payne, Kelsie	KU	Sr	118	432	118	1066	.295

KILLS (Minimum 2.00 per set)

Rk	Player	Team	Cl	S	No.	Avg/S
1.	Enneking, Alyssa	OU	Jr	106	445	4.20
2.	Staiger, Katie	BU	Sr	94	357	3.80
3.	Payne, Kelsie	KU	Sr	118	432	3.66
4.	Caffrey, Payton	WVU	So	124	449	3.62
5.	Pressley, Yossiana	BU	Fr	108	391	3.62
6.	Rigdon, Madison	KU	Sr	106	381	3.59
7.	White, Micaya	UT	So	104	354	3.40
8.	Hill, Emily	TTU	So	125	416	3.33
9.	Schaben, Jess	ISU	Jr	102	338	3.31
10.	Sun, Lexi	UT	Fr	103	337	3.27

ASSISTS (Minimum 5.00 per set)

Rk	Player	Team	Cl	S	No.	Avg/S
1.	Havili, Ainise	KU	Sr	118	1341	11.36
2.	Lockin, Hannah	BU	Fr	112	1258	11.23
3.	Owens, Missy	TTU	Jr	112	1217	10.87
4.	Shook, Ashley	UT	Fr	106	1149	10.84
5.	Harris, Monique	ISU	Sr	102	976	9.57
6.	Alford, Audrey	OU	Jr	89	835	9.38
7.	Slinde, Erin	WVU	So	103	941	9.14
8.	Dixon, Sarah	KSU	So	116	740	6.38
9.	L. Konstantinidou	TCU		107	677	6.33

SERVICE ACES (Minimum 0.10 per set)

Rk	Player	Team	Cl	S	No.	Avg/S
1.	Caffrey, Payton	WVU	So	124	57	0.46
2.	Rigdon, Madison	KU	Sr	106	29	0.27
3.	Smith, Brooke	KSU	Jr	101	27	0.27
4.	Zumach, Kylee	KSU	Jr	116	30	0.26
5.	Enna, Izzy	ISU	Fr	93	24	0.26
6.	Kaylee Smith	TCU		80	19	0.24
7.	Klepetka, Kate	TTU	Sr	125	28	0.22
8.	Slinde, Erin	WVU	So	103	23	0.22
9.	Philo, Aniah	BU	Jr	112	25	0.22
10.	Miranda, Genesis	ISU	Sr	90	19	0.21

BLOCKS (Minimum 1.00 per set)

Rk	Player	Team	Cl	S	Solo	Asst	Total	Avg/S
1.	Ogbogu, Chiaka	UT	Sr	106	9	165	174	1.64
2.	Rhodes, Avery	ISU	Fr	76	8	89	97	1.28
3.	Swanegan, Mia	WVU	Sr	122	16	134	150	1.23
4.	Flowers, Macy	KSU	Jr	73	4	85	89	1.22
5.	Johnson, Morgan	UT	Jr	103	12	113	125	1.21
6.	Lazard, Grace	ISU	Jr	102	7	114	121	1.19
7.	Anna Walsh	TCU		110	10	112	122	1.11
8.	Fanning, Shelly	BU	So	112	9	114	123	1.10
9.	Conaway, Alexis	ISU	Sr	101	12	91	103	1.02

DIGS (Minimum 1.00 per set)

Rk	Player	Team	Cl	S	No.	Avg/S
1.	Hillegas, Hali	ISU	So	102	571	5.60
2.	Dani Dennison	TCU		113	517	4.58
3.	McCoy, Cat	UT	Sr	105	463	4.41
4.	Nelson, Allie	KU	So	118	514	4.36
5.	Klepetka, Kate	TTU	Sr	125	481	3.85
6.	Brusek, Jana	BU	Sr	112	430	3.84
7.	Gotterba, Gianna	WVU	Sr	71	267	3.76
8.	Philo, Aniah	BU	Jr	112	419	3.74
9.	Killeen, Reilly	KSU	Jr	116	412	3.55
10.	Akiu, Reyn	TTU	Jr	106	373	3.52

POINTS

Player	Team	Cl	S	K	SA	BS	BA	Points	Avg/S
1. Enneking, Alyssa	OU	Jr	106	445	13	5	40	483.0	4.56
2. Caffrey, Payton	WVU	So	124	449	57	5	47	534.5	4.31
3. Staiger, Katie	BU	Sr	94	357	18	3	33	394.5	4.20
4. Rigdon, Madison	KU	Sr	106	381	29	0	66	443.0	4.18
5. Pressley, Yossiana	BU	Fr	108	391	21	2	59	443.5	4.11
6. Payne, Kelsie	KU	Sr	118	432	10	3	77	483.5	4.10
7. White, Micaya	UT	So	104	354	21	8	78	422.0	4.06
8. Schaben, Jess	ISU	Jr	102	338	8	12	60	388.0	3.80
9. Sun, Lexi	UT	Fr	103	337	18	8	57	391.5	3.80
10. Hill, Emily	TTU	So	125	416	23	10	51	474.5	3.80



\\ BIG 12 LEADERS (CONF. ONLY)

HITTING PERCENTAGE

Rk	Team	S	Kills	Errs	Total	Pct
1.	Texas	58	835	208	1946	.322
2.	Baylor	54	801	285	1939	.266
3.	Kansas	64	864	298	2241	.253
4.	Iowa State	56	767	266	2130	.235
5.	West Virginia	65	806	376	2209	.195
6.	K-State	66	774	321	2341	.194
7.	TCU	55	695	335	1971	.183
8.	Texas Tech	62	769	350	2337	.179
9.	Oklahoma	60	759	385	2102	.178

OPPONENT HITTING PCT

Rk	Team	S	Kills	Errs	Total	Pct
1.	Texas	58	714	353	2114	.171
2.	Baylor	54	611	293	1852	.172
3.	Iowa State	56	691	323	2114	.174
4.	Kansas	64	826	355	2310	.204
5.	West Virginia	65	852	342	2226	.229
6.	K-State	66	908	351	2413	.231
7.	Texas Tech	62	885	303	2250	.259
8.	Oklahoma	60	821	261	2063	.271
9.	TCU	55	762	243	1874	.277

ASSISTS

Rk	Team	S	No.	Avg/S
1.	Baylor	54	751	13.91
2.	Texas	58	777	13.40
3.	Kansas	64	813	12.70
4.	Iowa State	56	708	12.64
5.	TCU	55	656	11.93
6.	West Virginia	65	773	11.89
7.	Oklahoma	60	713	11.88
8.	Texas Tech	62	725	11.69
9.	K-State	66	730	11.06

KILLS

Rk	Team	S	No.	Avg/S
1.	Baylor	54	801	14.83
2.	Texas	58	835	14.40
3.	Iowa State	56	767	13.70
4.	Kansas	64	864	13.50
5.	Oklahoma	60	759	12.65
6.	TCU	55	695	12.64
7.	Texas Tech	62	769	12.40
8.	West Virginia	65	806	12.40
9.	K-State	66	774	11.73

BLOCKS

Rk	Team	S	Solo	Asst	Total	Avg/S
1.	Texas	58	21	312	177	3.05
2.	Iowa State	56	27	278	166	2.96
3.	Baylor	54	20	220	130	2.41
4.	K-State	66	15	270	150	2.27
5.	West Virginia	65	9	257	137	2.12
6.	Kansas	64	14	224	126	1.97
7.	TCU	55	18	170	103	1.87
8.	Texas Tech	62	21	189	115	1.86
9.	Oklahoma	60	11	162	92	1.53

SERVICE ACES

Rk	Team	S	No.	Avg/S
1.	Iowa State	56	71	1.27
2.	K-State	66	81	1.23
3.	Baylor	54	58	1.07
4.	West Virginia	65	66	1.02
5.	Texas	58	55	0.95
6.	TCU	55	47	0.85
7.	Oklahoma	60	46	0.77
8.	Texas Tech	62	47	0.76
9.	Kansas	64	43	0.67

DIGS

Rk	Team	S	No.	Avg/S
1.	Iowa State	56	948	16.93
2.	Texas	58	901	15.53
3.	Kansas	64	985	15.39
4.	Baylor	54	824	15.26
5.	K-State	66	1002	15.18
6.	Texas Tech	62	938	15.13
7.	Oklahoma	60	855	14.25
8.	TCU	55	763	13.87
9.	West Virginia	65	879	13.52

HITTING PERCENTAGE (Minimum .200/3.0 attacks per set)

Rk	Player	Team	Cl	S	Kills	Errs	Total	Pct
1.	Hill, Zoe	KU	So	61	110	26	207	.406
2.	Ogbogu, Chiaka	UT	Sr	58	152	31	301	.402
3.	Fanning, Shelly	BU	So	54	141	39	302	.338
4.	Nwanebu, Ebony	UT	Sr	53	138	30	323	.334
5.	Freiberg, Camryn	BU	Sr	50	92	24	207	.329
6.	Sun, Lexi	UT	Fr	58	194	58	436	.312
7.	Keenan, Katy	TTU	Jr	62	124	37	297	.293
8.	Rhodes, Avery	ISU	Fr	55	85	28	195	.292
9.	Walsh, Anna	TCU	Jr	52	157	58	339	.292
10.	Pressley, Yossiana	BU	Fr	52	227	81	514	.284

KILLS (Minimum 2.00 per set)

Rk	Player	Team	Cl	S	No.	Avg/S
1.	Pressley, Yossiana	BU	Fr	52	227	4.37
2.	Enneking, Alyssa	OU	Jr	60	258	4.30
3.	Caffrey, Payton	WVU	So	65	245	3.77
4.	Rigdon, Madison	KU	Sr	52	190	3.65
5.	Schaben, Jess	ISU	Jr	56	200	3.57
6.	White, Micaya	UT	So	58	202	3.48
7.	Sun, Lexi	UT	Fr	58	194	3.34
8.	Staiger, Katie	BU	Sr	39	128	3.28
9.	Drescher, Madison	OU	Jr	60	193	3.22
10.	Hill, Emily	TTU	So	62	198	3.19

ASSISTS (Minimum 5.00 per set)

Rk	Player	Team	Cl	S	No.	Avg/S
1.	Lockin, Hannah	BU	Fr	54	641	11.87
2.	Shook, Ashley	UT	Fr	58	657	11.33
3.	Havili, Ainise	KU	Sr	64	707	11.05
4.	Owens, Missy	TTU	Jr	51	544	10.67
5.	Harris, Monique	ISU	Sr	56	590	10.54
6.	Alford, Audrey	OU	Jr	56	567	10.12
7.	Slinde, Erin	WVU	So	50	415	8.30
8.	Konstantinidou, L.	TCU	Sr	49	316	6.45
9.	Dixon, Sarah	KSU	So	66	361	5.47

SERVICE ACES (Minimum 0.10 per set)

Rk	Player	Team	Cl	S	No.	Avg/S
1.	Caffrey, Payton	WVU	So	65	29	0.45
2.	Enna, Izzy	ISU	Fr	52	17	0.33
3.	Hillegas, Hali	ISU	So	56	17	0.30
4.	Zumach, Kylee	KSU	Jr	66	20	0.30
5.	White, Micaya	UT	So	58	17	0.29
6.	Fanning, Shelly	BU	So	54	14	0.26
7.	Lazard, Grace	ISU	Jr	56	14	0.25
8.	Brusek, Jana	BU	Sr	54	12	0.22
	Philo, Aniah	BU	Jr	54	12	0.22
10.	Kelly, Emma	OU	Sr	60	13	0.22

BLOCKS (Minimum 1.00 per set)

Rk	Player	Team	Cl	S	Solo	Asst	Total	Avg/S
1.	Ogbogu, Chiaka	UT	Sr	58	5	97	102	1.76
2.	Flowers, Macy	KSU	Jr	49	4	62	66	1.35
3.	Lazard, Grace	ISU	Jr	56	3	71	74	1.32
4.	Fanning, Shelly	BU	So	54	4	64	68	1.26
5.	Rhodes, Avery	ISU	Fr	55	6	61	67	1.22
6.	Swanegan, Mia	WVU	Sr	65	3	76	79	1.22
7.	Johnson, Morgan	UT	Jr	58	7	59	66	1.14
8.	Walsh, Anna	TCU	Jr	52	6	53	59	1.13
9.	Freiberg, Camryn	BU	Sr	50	9	43	52	1.04
10.	Hill, Zoe	KU	So	61	6	57	63	1.03

DIGS (Minimum 1.00 per set)


Rk	Player	Team	Cl	S	No.	Avg/S
1.	Hillegas, Hali	ISU	So	56	307	5.48
2.	McCoy, Cat	UT	Sr	58	260	4.48
3.	Nelson, Allie	KU	So	64	273	4.27
4.	Dennison, Dani	TCU	Fr	55	234	4.25
5.	Klepetchka, Kate	TTU	Sr	62	246	3.97
6.	Killeen, Reilly	KSU	Jr	66	250	3.79
7.	Gotterba, Gianna	WVU	Sr	52	186	3.58
8.	Brusek, Jana	BU	Sr	54	190	3.52
	Philo, Aniah	BU	Jr	54	190	3.52
10.	Vogel, Bryna	KSU	Sr	51	175	3.43

POINTS

Player	Team	Cl	S	K	SA	BS	BA	Points	Avg/S
1. Pressley, Yossiana	BU	Fr	52	227	10	0	30	252.0	4.85
2. Enneking, Alyssa	OU	Jr	60	258	6	2	17	274.5	4.57
3. Caffrey, Payton	WVU	So	65	245	29	0	26	287.0	4.42
4. White, Micaya	UT	So	58	202	17	3	43	243.5	4.20
5. Schaben, Jess	ISU	Jr	56	200	6	9	30	230.0	4.11
6. Rigdon, Madison	KU	Sr	52	190	7	0	33	213.5	4.11
7. Sun, Lexi	UT	Fr	58	194	7	4	31	220.5	3.80
8. Walsh, Anna	TCU	Jr	52	157	6	6	53	195.5	3.76
9. Ogbogu, Chiaka	UT	Sr	58	152	7	5	97	212.5	3.66
10. Staiger, Katie	BU	Sr	39	128	5	0	13	139.5	3.58

2018

OPPONENTS



3 \ alyssa schultejans

UCLA
AUG. 24
HONOLULU, HAWAII



GENERAL INFORMATION

Location..... Los Angeles, Calif.
Enrollment..... 43,239
Colors..... Blue and Gold
Nickname..... Bruins
Conference..... Pac-12
Chancellor..... Dr. Gene Block
Athletics Director..... Dan Guerrero
Home Arena..... Pauley Pavilion/John Wooden Center
Capacity..... 13,800/2,000

COACH INFORMATION

Head Coach..... Michael Sealy
School Record (Years)..... 185-76 (8)
Record vs. K-State..... 0-0

TEAM INFORMATION

2017 Record..... 21-11
Conference Record/Finish..... 12-8/t-5th
Postseason..... NCAA Sweet Sixteen
Letterwinners (returning/lost).....
Starters (returning/lost).....

SERIES HISTORY

All-Time..... UCLA leads, 4-0
First Meeting..... UCLA, 3-1 (9/13/91)
Last Meeting..... UCLA, 3-0 (8/27/10)
Last K-State Win..... N/A
Longest K-State Win Streak..... N/A
Current Streak..... L4

ATHLETICS COMMUNICATIONS

Contact..... James Ybiernas
Office..... (310) 206-8123
Cell..... (818) 635-8873
Email..... jamesy@athletics.ucla.edu
Website..... UCLABruins.com

MARQUETTE
AUG. 31
ST. LOUIS, MO.



GENERAL INFORMATION

Location..... Milwaukee, Wis.
Enrollment..... 12,000
Colors..... Blue and Gold
Nickname..... Golden Eagles
Conference..... BIG EAST
President..... Dr. Michael A. Lovell
Athletics Director..... Bill Scholl
Home Arena..... Al McGuire Center
Capacity..... 4,000

COACH INFORMATION

Head Coach..... Ryan Theis
School Record (Years)..... 91-40 (4)
Record vs. K-State..... 0-0

TEAM INFORMATION

2017 Record..... 22-10
Conference Record/Finish..... 15-3/2nd
Postseason..... NCAA First Round
Letterwinners (returning/lost).....
Starters (returning/lost).....

SERIES HISTORY

All-Time..... K-State leads, 1-0
First Meeting..... K-State, 2-1 (11/6/81)
Last Meeting..... K-State, 2-1 (11/6/81)
Last K-State Win..... Nov. 6, 1981 (2-1)
Longest K-State Win Streak..... W1
Current Streak..... W1

ATHLETICS COMMUNICATIONS

Contact..... Megan O'Shea
Office..... (414) 288-7419
Cell..... N/A
Email..... megan.oshea@marquette.edu
Website..... GoMarquette.com

HAWAII
AUG. 25
HONOLULU, HAWAII



GENERAL INFORMATION

Location..... Honolulu, Hawaii
Enrollment..... 20,000
Colors..... Green, Black, Silver and White
Nickname..... Rainbow Wahine
Conference..... Big West
President..... David Lassner
Athletics Director..... David A.K. Matlin
Home Arena..... Stan Sherrif Center
Capacity..... 10,300

COACH INFORMATION

Head Coach..... Robyn Ah Mow-Santos
School Record (Years)..... 20-8 (1)
Record vs. K-State..... 0-0

TEAM INFORMATION

2017 Record..... 20-8
Conference Record/Finish..... 14-2/2nd
Postseason..... NCAA First Round
Letterwinners (returning/lost).....
Starters (returning/lost).....

SERIES HISTORY

All-Time..... Hawaii leads, 5-1
First Meeting..... Hawaii, 3-0 (8/31/97)
Last Meeting..... K-State, 3-1 (8/27/16)
Last K-State Win..... Aug. 27, 2016 (3-1)
Longest K-State Win Streak..... W1
Current Streak..... W1

ATHLETICS COMMUNICATIONS

Contact..... Kara Nishimura
Office..... (808) 956-5087
Cell..... (808) 372-7506
Email..... karakn@hawaii.edu
Website..... HawaiiAthletics.com

GONZAGA
AUG. 26
HONOLULU, HAWAII



GENERAL INFORMATION

Location..... Spokane, Wash.
Enrollment..... 7,837
Colors..... Blue, White, Red and Grey
Nickname..... Bulldogs
Conference..... West Coast
President..... Dr. Thayne M McCulloh
Athletics Director..... Mike Roth
Home Arena..... Martin Centre
Capacity..... 2,000

COACH INFORMATION

Head Coach..... Diane Nelson
School Record (Years)..... 31-27 (2)
Record vs. K-State..... 0-0

TEAM INFORMATION

2017 Record..... 14-16
Conference Record/Finish..... 9-9/t-4th
Postseason..... N/A
Letterwinners (returning/lost).....
Starters (returning/lost).....

SERIES HISTORY

All-Time..... K-State leads, 1-0
First Meeting..... K-State, 3-0 (9/1/00)
Last Meeting..... K-State, 3-0 (9/1/00)
Last K-State Win..... Sept. 1, 2000 (3-0)
Longest K-State Win Streak..... W1
Current Streak..... W1

ATHLETICS COMMUNICATIONS

Contact..... Jenna Larson
Office..... (509) 313-4227
Cell..... N/A
Email..... larsonj2@gonzaga.edu
Website..... GoZags.com

WESTERN KENTUCKY
SEPT. 1
ST. LOUIS, MO.



GENERAL INFORMATION

Location..... Bowling Green, Ky.
Enrollment..... 43,338
Colors..... Red and White
Nickname..... Lady Toppers
Conference..... Conference USA
President..... Dr. Timothy C. Caboni
Athletics Director..... Todd Stewart
Home Arena..... E.A. Diddle Arena
Capacity..... 7,326

COACH INFORMATION

Head Coach..... Travis Hudson
School Record (Years)..... 590-203 (23)
Record vs. K-State..... 0-0

TEAM INFORMATION

2017 Record..... 31-4
Conference Record/Finish..... 13-1/t-1st
Postseason..... NCAA Second Round
Letterwinners (returning/lost)..... 8/5
Starters (returning/lost)..... 2+Libero/4

SERIES HISTORY

All-Time..... First Meeting
First Meeting..... N/A
Last Meeting..... N/A
Last K-State Win..... N/A
Longest K-State Win Streak..... N/A
Current Streak..... N/A

ATHLETICS COMMUNICATIONS

Contact..... Jessica Leifheit
Office..... (270) 745-3542
Cell..... N/A
Email..... jessica.leifheit@wku.edu
Website..... WKUSports.com

MISSOURI STATE
SEPT. 4
MANHATTAN



GENERAL INFORMATION

Location..... Springfield, Mo.
Enrollment..... 26,000
Colors..... Maroon and White
Nickname..... Bears
Conference..... Missouri Valley
President..... Clif Smart
Athletics Director..... Kyle Moats
Home Arena..... Hammons Student Center
Capacity..... 8,846

COACH INFORMATION

Head Coach..... Melissa Stokes
School Record (Years)..... 492-228 (22)
Record vs. K-State..... 0-7

TEAM INFORMATION

2017 Record..... 28-6
Conference Record/Finish..... 18-0/1st
Postseason..... NCAA First Round
Letterwinners (returning/lost).....
Starters (returning/lost).....

SERIES HISTORY

All-Time..... Missouri State leads, 14-8
First Meeting..... Missouri State, 2-0 (11/23/74)
Last Meeting..... K-State, 3-2 (9/8/14)
Last K-State Win..... Sept. 8, 2014 (3-2)
Longest K-State Win Streak..... W7
Current Streak..... W7

ATHLETICS COMMUNICATIONS

Contact..... Ben Adamson
Office..... (417) 836-4584
Cell..... N/A
Email..... benadamson@missouristate.edu
Website..... MissouriStateBears.com

OMAHA
SEPT. 8
MANHATTAN



GENERAL INFORMATION

Location..... Omaha, Neb.
Enrollment..... 15,627
Colors..... Crimson and Black
Nickname..... Mavericks
Conference..... The Summit League
Chancellor..... Dr. John Christensen
Director of Athletics..... Trev Alberts
Home Arena..... Baxter Arena/Sapp Fieldhouse
Capacity..... 7,500/2,500

COACH INFORMATION

Head Coach..... Rose Shires
School Record (Years)..... 494-383 (28)
Record vs. K-State..... 0-2

TEAM INFORMATION

2017 Record..... 10-18
Conference Record/Finish..... 7-7/5th
Postseason..... N/A
Letterwinners (returning/lost)..... 6/7
Starters (returning/lost)..... 4/2

SERIES HISTORY

All-Time..... K-State leads, 10-6
First Meeting..... Omaha, 2-0 (10/25/75)
Last Meeting..... K-State, 3-1 (9/14/17)
Last K-State Win..... Sept. 14, 2017 (3-1)
Longest K-State Win Streak..... W8
Current Streak..... W2

ATHLETICS COMMUNICATIONS

Contact..... Zack Kirby
Office..... (402) 554-2140
Cell..... N/A
Email..... zk Kirby@omavs.com
Website..... OMavs.com

NORTH TEXAS
SEPT. 7
MANHATTAN



GENERAL INFORMATION

Location..... Denton, Texas
Enrollment..... 37,973
Colors..... Green and White
Nickname..... Mean Green
Conference..... Conference USA
President..... Neal J. Smatresk
Director of Athletics..... Wren Baker
Home Arena..... North Texas Volleyball Center
Capacity..... 600

COACH INFORMATION

Head Coach..... Andrew Palileo
School Record (Years)..... 101-61 (5)
Record vs. K-State..... 0-0

TEAM INFORMATION

2017 Record..... 29-4
Conference Record/Finish..... 13-1/t-1st
Postseason..... NIVC Second Round
Letterwinners (returning/lost).....
Starters (returning/lost).....

SERIES HISTORY

All-Time..... K-State leads, 2-1
First Meeting..... North Texas, 2-0 (10/13/79)
Last Meeting..... K-State, 3-0 (8/25/07)
Last K-State Win..... Aug. 25, 2007 (3-0)
Longest K-State Win Streak..... W2
Current Streak..... W2

ATHLETICS COMMUNICATIONS

Contact..... TBD
Office..... N/A
Cell..... N/A
Email..... N/A
Website..... MeanGreenSports.com

OREGON STATE
SEPT. 7
MANHATTAN



GENERAL INFORMATION

Location..... Corvallis, Ore.
Enrollment..... 31,303
Colors..... Orange and Black
Nickname..... Beavers
Conference..... Pac-12
President..... Dr. Edward Ray
Athletics Director..... Scott Barnes
Home Arena..... Gill Coliseum
Capacity..... 9,604

COACH INFORMATION

Head Coach..... Mark Barnard
School Record (Years)..... 33-31 (2)
Record vs. K-State..... 1-0

TEAM INFORMATION

2017 Record..... 21-12
Conference Record/Finish..... 11-9/7th
Postseason..... NCAA First Round
Letterwinners (returning/lost).....
Starters (returning/lost).....

SERIES HISTORY

All-Time..... Oregon State leads, 3-1
First Meeting..... Oregon State, 3-0 (9/4/93)
Last Meeting..... Oregon State, 3-0 (8/26/17)
Last K-State Win..... Aug. 25, 2012 (3-2)
Longest K-State Win Streak..... W1
Current Streak..... L1

ATHLETICS COMMUNICATIONS

Contact..... Jason Amberg
Office..... (541) 737-7469
Cell..... N/A
Email..... jason.amberg@oregonstate.edu
Website..... OSUBeavers.com

UMKC
SEPT. 11
KANSAS CITY, MO.



GENERAL INFORMATION

Location..... Kansas City, Mo.
Enrollment..... 16,644
Colors..... Blue and Gold
Nickname..... Kangaroos
Conference..... WAC
Chancellor..... Leo E. Morton
Director of Athletics..... Carla Wilson
Home Arena..... Swinney Recreation Center
Capacity..... 750

COACH INFORMATION

Head Coach..... Christi Posey
School Record (Years)..... 107-95 (7)
Record vs. K-State..... 0-3

TEAM INFORMATION

2017 Record..... 9-19
Conference Record/Finish..... 5-9/6th
Postseason..... N/A
Letterwinners (returning/lost)..... 8/7
Starters (returning/lost)..... 2+Libero/4

SERIES HISTORY

All-Time..... K-State leads, 31-3
First Meeting..... K-State, 2-1 (10/15/74)
Last Meeting..... K-State, 3-1 (9/12/17)
Last K-State Win..... Sept. 12, 2017 (3-1)
Longest K-State Win Streak..... W29 (11/3/77-Curr.)
Current Streak..... W29

ATHLETICS COMMUNICATIONS

Contact..... Nik Busch
Office..... (816) 235-1053
Cell..... (816) 5296-7694
Email..... buschns@umkc.edu
Website..... UMKCKangaroos.com

GREEN BAY
SEPT. 14
MINNEAPOLIS, MINN.



GENERAL INFORMATION

Location..... Green Bay, Wis.
Enrollment..... 5,550
Colors..... Green, Silver and White
Nickname..... Phoenix
Conference..... Horizon
Chancellor..... Dr. Gary Miller
Athletics Director..... Charles Guthrie
Home Arena..... Kress Events Center
Capacity..... 4,000

COACH INFORMATION

Head Coach..... Abbey Sutherland
School Record (Years)..... 0-0 (0)
Record vs. K-State..... 0-0

TEAM INFORMATION

2017 Record..... 17-16
Conference Record/Finish..... 9-7/4th
Postseason..... NIVC Quarterfinal
Letterwinners (returning/lost).....
Starters (returning/lost).....

SERIES HISTORY

All-Time..... K-State leads, 2-0
First Meeting..... K-State, 3-0 (8/29/14)
Last Meeting..... K-State, 3-0 (9/4/15)
Last K-State Win..... Sept. 4, 2015 (3-0)
Longest K-State Win Streak..... W2
Current Streak..... W2

ATHLETICS COMMUNICATIONS

Contact..... Kaylie Noll
Office..... (920) 465-2498
Cell..... N/A
Email..... nollke19@uwgb.edu
Website..... GreenBayPhoenix.com

MINNESOTA
SEPT. 15
MINNEAPOLIS, MINN.



GENERAL INFORMATION

Location..... Minneapolis, Minn.
Enrollment..... 51,848
Colors..... Maroon and Gold
Nickname..... Golden Gophers
Conference..... Big Ten
President..... Eric Kaler
Athletics Director..... Mark Coyle
Home Arena..... Maturi Pavilion
Capacity..... 5,000

COACH INFORMATION

Head Coach..... Hugh McCutcheon
School Record (Years)..... 162-43 (6)
Record vs. K-State..... 0-1

TEAM INFORMATION

2017 Record..... 28-6
Conference Record/Finish..... 15-5/3rd
Postseason..... NCAA Sweet Sixteen
Letterwinners (returning/lost).....
Starters (returning/lost).....

SERIES HISTORY

All-Time..... Minnesota leads, 15-3
First Meeting..... Minnesota, 2-0 (11/22/74)
Last Meeting..... K-State, 3-2 (9/14/12)
Last K-State Win..... Sept. 14, 2012 (3-2)
Longest K-State Win Streak..... W1
Current Streak..... W1

ATHLETICS COMMUNICATIONS

Contact..... Michelle Traversie
Office..... (612) 624-0522
Cell..... N/A
Email..... traen001@umn.edu
Website..... GopherSports.com

TEXAS
SEPT. 19 (MANHATTAN)
NOV. 7 (AUSTIN)



GENERAL INFORMATION

Location..... Austin, Texas
Founded..... 1883
Enrollment..... 50,950
Nickname..... Longhorns
Colors..... Burnt Orange and White
President..... Gregory Fenves
Women's Athletics Director..... Christine Plonsky
Home Arena..... Gregory Gymnasium
Capacity..... 4,000

COACHING STAFF

Head Coach..... Jerritt Elliott
Alma Mater..... Cal State Northridge, 1991
Overall Record..... 483-108 (19)
School Record..... 433-96 (17)
Office Phone..... (512) 471-9148
Assistant Coaches..... Tonya Johnson, Erik Sullivan

TEAM INFORMATION

2017 Record..... 27-3
Conference Record/Finish..... 16-0/1st
Postseason..... NCAA Elite Eight
Final Ranking..... 5
Letterwinners (returning/lost).....
Starters (returning/lost).....
Newcomers.....
Top Returning Players
Orié Agbaji, Jr., MB - 1.40 kps, 1.21 bps
Ashley Shook, So., S - 10.84 aps, 2.28 dps
Micaya White, Jr., OH - 3.40 kps, .279%

SERIES HISTORY

All-Time..... Texas leads, 39-7
K-State at Home..... 4-18
K-State in Austin..... 3-20
K-State at Neutral Site..... 0-1
Last K-State Win..... 10/15/03 (3-2)
Last K-State Home Win..... 10/15/03 (3-2)
Last K-State Road Win..... 11/7/01 (3-1)
Longest K-State Win Streak..... W6 (1999-2001)
Current Streak..... L29 (2003-Current)
Last Meeting..... L, 2-3 (11/1/17)

ATHLETICS COMMUNICATIONS

Contact..... Susie Epp
Office..... (512) 232-1532
Cell..... (520) 668-5104
Email..... susie.epp@athletics.utexas.edu
Mailing Address..... P.O. Box 7399, Belmont Hall 327
Austin, TX 78713
Website..... TexasSports.com

2018 SCHEDULE

Aug. 24 vs. Oregon
Aug. 25 vs. Florida
Sept. 1 at Wisconsin
Sept. 2 vs. High Point
Sept. 6 TEXAS STATE
Sept. 7 KENTUCKY
Sept. 11 at Stanford
Sept. 14 STANFORD
Sept. 19 at K-State
Sept. 14 BAYLOR
Sept. 15 at West Virginia
Sept. 15 at TCU
Sept. 23 IOWA STATE
Sept. 27 at Kansas
Sept. 30 at Oklahoma
Oct. 4 TEXAS TECH
Oct. 7 at Iowa State
Oct. 13 OKLAHOMA
Oct. 18 TCU
Oct. 21 K-STATE
Oct. 25 KANSAS
Oct. 28 at Baylor
Nov. 4 at Texas Tech
Nov. 8 WEST VIRGINIA

OKLAHOMA
SEPT. 21 (NORMAN)
OCT. 24 (MANHATTAN)



GENERAL INFORMATION

Location..... Norman, Okla.
Founded..... 1890
Enrollment..... 30,813
Nickname..... Sooners
Colors..... Crimson and Cream
President..... David L. Boren
Director of Athletics..... Joe Castiglione
Home Arena..... McCasland Field House
Capacity..... 4,640

COACHING STAFF

Head Coach..... Lindsey Gray-Walton
Alma Mater..... Georgia Tech, 2008
Overall Record..... 0-0 (0)
School Record..... 0-0 (0)
Office Phone..... (405) 325-8409
Assistant Coaches..... Jake Barreau, Megan Pendergast

TEAM INFORMATION

2017 Record..... 7-22
Conference Record/Finish..... 4-12/t-6th
Postseason..... N/A
Final Ranking..... N/A
Letterwinners (returning/lost).....
Starters (returning/lost).....
Newcomers.....
Top Returning Players
Audrey Alford, Sr., S - 9.38 aps, 2.01 dps
Madison Drescher, Sr., OH - 2.89 kps, 0.59 dps
Alyssa Enneking, Sr., OH - 4.20 kps, 2.94 dps

SERIES HISTORY

All-Time..... Oklahoma leads, 53-34-1
K-State at Home..... 18-19
K-State in Norman..... 14-25
K-State at Neutral Site..... 2-8
Last K-State Win..... 11/18/17 (3-0)
Last K-State Home Win..... 11/18/17 (3-0)
Last K-State Road Win..... 9/20/17 (3-2)
Longest K-State Win Streak..... W14 (1999-2005)
Current Streak..... W6 (10/16/15-Current)
Last Meeting..... W, 3-0 (11/18/17)

ATHLETICS COMMUNICATIONS

Contact..... Andie Beene
Office..... (405) 325-8234
Cell..... N/A
Email..... abeene@ou.edu
Mailing Address..... 180 W. Brooks, Suite 2525
Norman, OK 73019
Website..... SoonerSports.com

2018 SCHEDULE

Aug. 24 vs. Xavier
Aug. 25 vs. DePaul
at Northern Illinois
Aug. 31 vs. Pittsburgh
Sept. 1 vs. VCU
at Seton Hall
Sept. 7 at Colorado
Sept. 8 vs. North Carolina
vs. Georgia
Sept. 14 NORTHWESTERN STATE
TEXAS A&M
Sept. 15 TEXAS A&M
Sept. 19 at TCU
Sept. 21 K-STATE
Sept. 26 KANSAS
Sept. 29 at Baylor
Oct. 3 at Iowa State
Oct. 10 TEXAS TECH
Oct. 13 TEXAS
Oct. 20 WEST VIRGINIA
Oct. 24 at K-State
Oct. 27 at Texas
Nov. 3 BAYLOR
Nov. 7 at Texas Tech
Nov. 9 TCU
Nov. 14 IOWA STATE
Nov. 17 at West Virginia
Nov. 24 at Kansas

WEST VIRGINIA
SEPT. 26 (MORGANTOWN)
NOV. 3 (MANHATTAN)



GENERAL INFORMATION

Location.....Morgantown, W. Va.
Founded.....1867
Enrollment.....31,442
Nickname.....Mountaineers
Colors.....Old Gold and Blue
President.....Dr. E. Gordon Gee
Director of Athletics.....Shane Lyons
Home Arena.....WVU Coliseum
Capacity.....14,000

COACHING STAFF

Head Coach.....Reed Sunahara
Alma Mater.....UCLA, 1989
Overall Record.....364-218
School Record.....39-54 (3)
Office Phone.....(304) 293-4234
Assistant Coaches.....Jake Hong, Rebecca Rudnick

TEAM INFORMATION

2017 Record.....21-13
Conference Record/Finish.....6-10/5th
Postseason.....NIVC Semifinal
Final Ranking.....N/A
Letterwinners (returning/lost).....10/5
Starters (returning/lost).....2/4+Libero
Newcomers.....9
Top Returning Players
Katelyn Evans, Jr., OH - 2.47 kps, .204%
Natania Levak, Jr., OPP - 2.29 kps, 0.61 bps
Erin Slinde, Jr., S - 9.14 aps, 1.55 dps

SERIES HISTORY

All-Time.....K-State leads, 8-4
K-State at Home.....4-2
K-State in Morgantown.....4-2
K-State at Neutral Site.....0-0
Last K-State Win.....11/9/16 (3-2)
Last K-State Home Win.....10/22/16 (3-2)
Last K-State Road Win.....11/9/16 (3-2)
Longest K-State Win Streak.....W4 (Last: 2015-16)
Current Streak.....L2 (10/21/17-Current)
Last Meeting.....L, 3-0 (11/22/17)

ATHLETICS COMMUNICATIONS

Contact.....Amy Salvatore
Office.....(304) 293-9901
Cell.....N/A
Email.....alsalvatore@mail.wvu.edu
Mailing Address.....P.O. Box 0877
Morgantown, WV 26507
Website.....WVUSports.com

2018 SCHEDULE

Aug. 24 GEORGIA SOUTHERN
Aug. 25 CONNECTICUT
Aug. 30 WRIGHT STATE
Aug. 31 at BYU
Sept. 1 vs. Wichita State
Sept. 7 vs. Stanford
Sept. 7 vs. Western Illinois
Sept. 8 vs. Albany
Sept. 8 at Florida Gulf Coast
Sept. 14 MOREHEAD STATE
Sept. 15 PENN
Sept. 15 WAKE FOREST
Sept. 19 IOWA STATE
Sept. 22 at Texas Tech
Sept. 26 **K-STATE**
Sept. 29 TEXAS
Oct. 3 at KU
Oct. 9 at George Washington
Oct. 13 BAYLOR
Oct. 18 at TCU
Oct. 20 at Oklahoma
Oct. 24 TEXAS TECH
Oct. 31 KANSAS
Nov. 3 **at K-State**
Nov. 7 MARSHALL
Nov. 10 at Iowa State
Nov. 14 TCU
Nov. 17 OKLAHOMA
Nov. 21 at Baylor
Nov. 24 at Texas

TCU
SEPT. 29 (MANHATTAN)
NOV. 21 (FORT WORTH)



GENERAL INFORMATION

Location.....Fort Worth, Texas
Founded.....1873
Enrollment.....10,323
Nickname.....Horned Frogs
Colors.....Purple and White
Chancellor.....Dr. Victor J. Boschini, Jr.
Athletic Director.....Chris Del Conte
Home Arena.....Recreational Center (The Ricketts)
Capacity.....1,350

COACHING STAFF

Head Coach.....Jill Kramer
Alma Mater.....TCU, 2000
Overall Record.....115-123 (8)
School Record.....49-40 (3)
Office Phone.....(817) 257-7360
Assistant Coaches.....Brian Wright, Trent Kersten

TEAM INFORMATION

2017 Record.....15-17
Conference Record/Finish.....4-12/t-6th
Postseason.....NIVC Semifinal
Final Ranking.....N/A
Letterwinners (returning/lost).....10/8
Starters (returning/lost).....5/1+Libero
Newcomers.....9
Top Returning Players
Ashleigh Martin, Sr., OH - 2.40 kps, 1.27 dps
Allie Beth Deaton, So. OH - 3.00 kps, .235%
Anna Walsh, Sr., MB - 2.98 kps, .308%, 1.11 bps

SERIES HISTORY

All-Time.....K-State leads, 7-5
K-State at Home.....5-1
K-State in Fort Worth.....2-4
K-State at Neutral Site.....0-0
Last K-State Win.....10/8/16 (3-1)
Last K-State Home Win.....10/8/16 (3-1)
Last K-State Road Win.....10/15/14 (3-0)
Longest K-State Win Streak.....W3 (2012-13)
Current Streak.....L3 (11/9/16-Current)
Last Meeting.....L, 3-2 (11/11/17)

ATHLETICS COMMUNICATIONS

Contact.....Abby Norman
Office.....(817) 257-5379
Cell.....(817) 757-6979
Email.....a.norman@tcu.edu
Address.....TCU Box 297600,
Fort Worth, TX 76129
Website.....GoFrogs.com

2018 SCHEDULE

Aug. 24 UAB
Aug. 25 GREEN BAY
Aug. 26 SIUE
Aug. 26 NORTH DAKOTA
Aug. 31 vs. Florida State
Sept. 1 vs. Cincinnati
Sept. 2 at Colorado State
Sept. 6 SMU
Sept. 7 UL-LAFAYETTE
Sept. 8 MONTANA STATE
Sept. 14 at Coastal Carolina
Sept. 15 vs. College of Charleston
Sept. 19 OKLAHOMA
Sept. 22 at KU
Sept. 29 **at K-State**
Oct. 3 TEXAS
Oct. 6 TEXAS TECH
Oct. 10 at Baylor
Oct. 13 at Iowa State
Oct. 18 WEST VIRGINIA
Oct. 24 BAYLOR
Oct. 27 at Texas Tech
Oct. 31 at Texas
Nov. 3 IOWA STATE
Nov. 9 at Oklahoma
Nov. 13 at West Virginia
Nov. 17 KANSAS
Nov. 21 **K-STATE**

TEXAS TECH
OCT. 3 (LUBBOCK)
NOV. 17 (MANHATTAN)



GENERAL INFORMATION

Location.....Lubbock, Texas
Founded.....1923
Enrollment.....37,010
Nickname.....Red Raiders
Colors.....Scarlet and Black
Chancellor.....Robert L. Duncan
Athletics Director.....Kirby Hocutt
Home Arena.....United Supermarkets Arena
Capacity.....15,070

COACHING STAFF

Head Coach.....Tony Graystone
Alma Mater.....Grand Valley State, '92
Overall Record.....450-181 (18)
School Record.....10-21 (1)
Office Phone.....(806) 742-7545
Assistant Coaches.....Morgan Thomas, Brandy Huskey

TEAM INFORMATION

2017 Record.....19-15
Conference Record/Finish.....4-12/t-6th
Postseason.....NIVC Final
Final Ranking.....N/A
Letterwinners (returning/lost).....10/8
Starters (returning/lost).....5/1+Libero
Newcomers.....9
Top Returning Players
Emily Hill, Jr. OH - 3.33 kps, 2.46 dps
Katy Keenan, Sr., MB - 2.12 kps, .324%
Missy Owens, Sr. S - 10.87 aps, 2.30 dps

SERIES HISTORY

All-Time.....K-State leads, 37-11
K-State at Home.....21-1
K-State in Lubbock.....14-8
K-State at Neutral Site.....2-2
Last K-State Win.....10/7/17 (3-2)
Last K-State Home Win.....10/7/17 (3-2)
Last K-State Road Win.....10/5/16 (3-0)
Longest K-State Win Streak.....W15 (2005-12)
Current Streak.....L1 (10/28/17-Current)
Last Meeting.....L, 3-2 (10/28/17)

ATHLETICS COMMUNICATIONS

Contact.....Ty Parker
Office.....(806) 834-2769
Cell.....(806) 928-8476
Email.....ty.a.parker@ttu.edu
Mailing Address.....Box 43021, 2526 6th St.
Lubbock, TX 79409
Website.....TexasTech.com

2018 SCHEDULE

Aug. 24 NORTHWESTERN STATE
Aug. 25 NORTH DAKOTA
Aug. 28 RICE
Aug. 28 at Abilene Christian
Aug. 31 vs. Georgia
Sept. 1 CSU Bakersfield
Sept. 3 vs. UC Irvine
Sept. 3 at Long Beach State
Sept. 7 at UC Santa Barbara
Sept. 8 vs. Seton Hall
Sept. 8 vs. Sacred Heart
Sept. 8 vs. Houston Baptist
Sept. 14 at UTRGV
Sept. 15 vs. Texas Southern
Sept. 19 at Baylor
Sept. 22 WEST VIRGINIA
Sept. 28 IOWA STATE
Oct. 3 **K-STATE**
Oct. 6 at TCU
Oct. 10 at Oklahoma
Oct. 13 KANSAS
Oct. 20 at Texas
Oct. 24 at West Virginia
Oct. 27 TCU
Nov. 3 at Kansas
Nov. 7 OKLAHOMA
Nov. 12 BAYLOR
Nov. 17 at K-State
Nov. 21 TEXAS
Nov. 23 at Iowa State

OCT. 10 (MANHATTAN)
OCT. 26 (AMES)



GENERAL INFORMATION

Location.....	Ames, Iowa
Founded.....	1858
Enrollment.....	36,321
Nickname.....	Cyclones
Colors.....	Cardinal and Gold
President.....	Dr. Wendy Wintersteen
Director of Athletics.....	Jamie Pollard
Home Arena.....	Hilton Coliseum
Capacity.....	8,524

COACHING STAFF

Head CoachChristy Johnson-Lynch
Alma MaterNebraska, 1996
Overall Record268-130 (13)
School RecordSame
Office Phone(515) 294-9465
Assistant CoachesJen Malcom, Fiona Fonoti

TEAM INFORMATION

2017 Record	22-7
Conference Record/Finish.....	11-5/t-3rd
Postseason	NCAA Second Round
Final Ranking	25
Letterwinners (returning/lost).....	
Starters (returning/lost)	
Newcomers	
Top Returning Players	
Jess Schaben, Sr., OH - 3.32 kps, 3.07 dps	
Grace Lazard, Sr., MB - 2.37 kps, 1.20 bps	
Hali Hillegas, RS-Jr., DS/L - 5.59 dps, 19 aces	

SERIES HISTORY

All-Time	Iowa State leads, 51-41
K-State at Home	22-19
K-State in Ames	14-26
K-State at Neutral Site	5-6
Last K-State Win	9/21/16 (3-1)
Last K-State Home Win	9/21/16 (3-1)
Last K-State Road Win	10/13/07 (3-0)
Longest K-State Win Streak	20 (1996-2005)
Current Streak	L3 (10/26/16-Current)
Last Meeting	L, 3-0 (10/25/17)

ATHLETICS COMMUNICATIONS

Contact Patrick Tarbox
Office..... (515) 294-5778
Cell..... (515) 509-1189
Email..... pmtarbox@iastate.edu
Mailing Address.... 1800 S. 4th St., Jacobsen Building
Ames, IA 50011
Website..... Cyclones.com

2018 SCHEDULE

Aug. 24	OLE MISS
Aug. 25	VIRGINIA
	OREGON STATE
Aug. 29	at Northern Iowa
Aug. 31	vs. Gonzaga
	at Montana
Sept. 1	vs. Utah
Sept. 7	at Creighton
Sept. 8	vs. Wichita State
Sept. 9	at Nebraska
Sept. 13	WYOMING
Sept. 14	IOWA
Sept. 16	SYRACUSE
Sept. 19	at West Virginia
Sept. 22	BAYLOR
Sept. 28	at Texas Tech
Oct. 3	OKLAHOMA
Oct. 6	at Texas
Oct. 10	at K-State
Oct. 13	TCU
Oct. 20	at Kansas
Oct. 24	TEXAS
Oct. 27	K-STATE
Nov. 3	at TCU
Nov. 7	at Baylor
Nov. 10	WEST VIRGINIA
Nov. 14	at Oklahoma
Nov. 21	KANSAS
Nov. 23	TEXAS TECH

OCT. 17 (MANHATTAN)
NOV. 14 (LAWRENCE)



GENERAL INFORMATION

Location.....	Lawrence, Kan.
Founded.....	1866
Enrollment.....	28,447
Nickname.....	Jayhawks
Colors.....	Crimson and Blue
Chancellor.....	Douglas A. Girod
Athletics Director.....	Jeff Long
Home Arena.....	Horejsi Family Athletics Center
Capacity.....	1,300

COACHING STAFF

Head CoachRay Bechard
Alma Mater Fort Hays State, 1980
Overall Record1,090-300 (33)
School Record 374-240 (20)
Office Phone (785) 864-7989
Assistant CoachesBilly Ebel, Kelly Files

TEAM INFORMATION

2017 Record	22-8
Conference Record/Finish.....	11-5/t-3rd
Postseason	NCAA First Round
Final Ranking	RV
Letterwinners (returning/lost).....	8/7
Starters (returning/lost)	2+Libero/4
Newcomers	6
Top Returning Players	
Jada Burse, Jr., OH - 2.48 kps, .205%	
Zoe Hill, Jr., MB - .360%, 0.98 bps	
Ashley Smith, Jr., OH - 2.06 kps, 0.29 dps	

SERIES HISTORY

All-Time	K-State leads, 63-52-1
K-State at Home	28-19
K-State in Lawrence.....	29-16
K-State at Neutral Site.....	4-8
Last K-State Win.....	10/1/14 (3-2)
Last K-State Home Win.....	11/23/11 (3-1)
Last K-State Road Win.....	10/1/14 (3-2)
Longest K-State Win Streak	W20 (1995-2005)
Current Streak	L7 (11/12/14-Current)
Last Meeting	L, 1-3 (11/8/17)

ATHLETICS COMMUNICATIONS

Contact Brian Karst
Office..... (785) 864-7947
Cell..... (785) 551-0355
Email..... bkarst@ku.edu
Mailing Address.... 1651 Naismith Drive, Suite 1400
Lawrence, KS 66045-4069
Website..... KUathletics.com

2018 SCHEDULE

Aug. 24	at Arkansas
Aug. 26	ARKANSAS
Aug. 31	vs. Dayton
Sept. 1	vs. College of Charleston
Sept. 7	at Kentucky
	AMERICAN
	AUBURN
Sept. 8	LOYOLA MARYMOUNT
Sept. 14	at Elon
Sept. 15	at UNC Greensboro
	vs. High Point
Sept. 18	DRAKE
Sept. 22	TCU
Sept. 26	at Oklahoma
Oct. 3	WEST VIRGINIA
Oct. 6	BAYLOR
Oct. 10	TEXAS
Oct. 13	at Texas Tech
Oct. 17	at K-State
Oct. 20	IOWA STATE
Oct. 27	at Baylor
Oct. 31	at West Virginia
Nov. 3	TEXAS TECH
Nov. 10	at Texas
Nov. 14	K-STATE
Nov. 17	at TCU
Nov. 21	at Iowa State
Nov. 24	OKLAHOMA

OCT. 20 (WACO)
NOV. 10 (MANHATTAN)



GENERAL INFORMATION

Location.....	Waco, Texas
Founded.....	1845
Enrollment.....	16,787
Nickname.....	Bears
Colors.....	Green and Gold
President.....	Dr. Linda Livingstone
Director of Athletics.....	Mack Rhoades
Home Arena.....	Ferrell Center
Capacity.....	6,000

COACHING STAFF

Head Coach Ryan McGuire
Alma Mater Biola, 1998
Overall Record 398-165 (15)
School Record 63-32 (3)
Office Phone N/A
Assistant Coaches Sam Erger, Jason Williams

TEAM INFORMATION

2017 Record	24-7
Conference Record/Finish.....	13-3/2nd
Postseason	NCAA Second Round
Final Ranking.....	21
Letterwinners (returning/lost).....	
Starters (returning/lost).....	
Newcomers	
Top Returning Players	
Yossiana Pressley, So., OH - 3.62 kps, .243%	
Shelly Fanning, RS-Jr., MB - 2.80 kps, 1.10 bps	
Aniah Philo, Sr., OH - 2.21 kps, 3.74 dps	

SERIES HISTORY

All-Time	K-State leads, 28-17
K-State at Home	17-6
K-State in Waco	11-11
K-State at Neutral Site	0-0
Last K-State Win	10/29/16 (3-1)
Last K-State Home Win	10/29/16 (3-1)
Last K-State Road Win	11/15/14 (3-2)
Longest K-State Win Streak	6 (1996-98)
Current Streak	L2 (10/14/17-Current)
Last Meeting	L, 3-1 (11/17/17)

ATHLETICS COMMUNICATIONS

Contact Cody Soto
Office..... (254) 710-3638
Cell..... (254) 338-4859
Email..... cody_soto@baylor.edu
Mailing Address.....1500 S. University Parks Dr.
Waco, TX 76706
Website.....BaylorBears.com

2018 SCHEDULE

Aug. 24	LSU
Aug. 25	TEXAS STATE
	MARQUETTE
Aug. 28	NORTH TEXAS
Aug. 31	vs. UCLA
Sept. 1	at San Diego
Sept. 7	WISCONSIN
Sept. 8	UTRGV
	RICE
Sept. 14	at UTSA
Sept. 15	vs. Virginia Tech
Sept. 19	TEXAS TECH
Sept. 22	at Iowa State
Sept. 26	at Texas
Sept. 29	OKLAHOMA
Oct. 6	at Kansas
Oct. 10	TCU
Oct. 13	at West Virginia
Oct. 20	K-STATE
Oct. 24	at TCU
Oct. 27	KANSAS
Nov. 3	at Oklahoma
Nov. 7	IOWA STATE
Nov. 10	at K-State
Nov. 12	at Texas Tech
Nov. 16	TEXAS
Nov. 21	WEST VIRGINIA

BIG 12 COMPOSITE SCHEDULE

Friday, August 24

Georgia Southern at West Virginia	
WVU Invitational.....	9:00 a.m.
UAB at TCU	
Cowtown Classic.....	11:00 a.m.
Northwestern State at Texas Tech	
Red Raider Classic.....	12:00 p.m.
Oklahoma vs. Xavier	
Northern Illinois Invitational.....	3:00 p.m.
Texas vs. Oregon	
VERT Challenge.....	3:30 p.m.
Kansas at Arkansas.....	6:00 p.m.
Green Bay at TCU	
Cowtown Classic.....	6:00 p.m.
Connecticut at West Virginia	
WVU Invitational.....	6:00 p.m.
Ole Miss at Iowa State	
Iowa State Challenge.....	6:30 p.m.
North Dakota at Texas Tech	
Red Raider Classic.....	7:00 p.m.
LSU at Baylor	
Hampton Inn & Suite Waco North Baylor	
Invitational.....	7:00 p.m.
Kansas State vs. UCLA	
Texaco Rainbow Wahine Invitational	
.....	9:45 p.m.

Saturday, August 25

Virginia at Iowa State	
Iowa State Challenge.....	10:00 a.m.
Texas State at Baylor	
Hampton Inn & Suite Waco North Baylor	
Invitational.....	10:30 a.m.
Oklahoma vs. DePaul	
Northern Illinois Invitational.....	11:00 a.m.
Rice at Texas Tech	
Red Raider Classic.....	12:00 p.m.
Wright State at West Virginia	
WVU Invitational.....	2:00 p.m.
Texas vs. Florida	
VERT Challenge.....	3:30 p.m.
SIUE at TCU	
Cowtown Classic.....	5:00 p.m.
Oregon State at Iowa State	
Iowa State Challenge.....	6:30 p.m.
Oklahoma at Northern Illinois	
Northern Illinois Invitational.....	7:00 p.m.
Marquette at Baylor	
Hampton Inn & Suite Waco North Baylor	
Invitational.....	7:00 p.m.
Kansas State at Hawaii	
Texaco Rainbow Wahine Invitational	
.....	11:59 p.m.

Sunday, August 26

Arkansas at Kansas.....	1:00 p.m.
North Dakota at TCU.....	1:00 p.m.
Kansas State vs. Gonzaga	
Texaco Rainbow Wahine Invitational	
.....	7:45 p.m.

Tuesday, August 28

North Texas at Baylor	
Hampton Inn & Suite Waco North Baylor	
Invitational.....	6:00 p.m.
Texas Tech at Abilene Christian.....	6:00 p.m.

Wednesday, August 29

Iowa State at UNI.....	7:00 p.m.
------------------------	-----------

Thursday, August 30

West Virginia at BYU	
BYU Invitational.....	8:00 p.m.

Friday, August 31

Kansas vs. Dayton	
Bluegrass Battle.....	9:00 a.m.
Texas Tech vs. Georgia	
LBSU/UCI Invitational.....	12:30 p.m.
Baylor vs. UCLA	
San Diego Invitational.....	1:00 p.m.
Iowa State vs. Gonzaga	
Montana Tournament.....	1:00 p.m.
Kansas State vs. Marquette	
Marcia E. Hamilton Classic.....	3:30 p.m.
West Virginia vs. Wichita State	
BYU Invitational.....	4:00 pm.
TCU vs. Florida State	
Colorado State Tournament.....	4:00 p.m.
Oklahoma vs. Pittsburgh	
Seton Hall Tournament.....	4:30 p.m.
Texas Tech vs. CSU Bakersfield	
LBSU/UCI Invitational.....	4:30 p.m.
Kansas vs. College of Charleston	
Bluegrass Battle.....	5:30 p.m.
Iowa State at Montana	
Montana Tournament.....	8:00 p.m.

Saturday, September 1

Iowa State vs. Utah	
Montana Tournament.....	12:00 p.m.
Kansas State at Saint Louis	
Marcia E. Hamilton Classic.....	12:00 p.m.
Oklahoma vs. VCU	
Seton Hall Tournament.....	1:00 p.m.
Texas Tech at UC Irvine	
LBSU/UCI Invitational.....	1:00 p.m.
Kansas State vs. Western Kentucky	
Marcia E. Hamilton Classic.....	5:00 p.m.
TCU vs. Cincinnati	
Colorado State Tournament.....	6:00 p.m.
Kansas at Kentucky	
Bluegrass Battle.....	6:00 p.m.
West Virginia vs. Stanford	
BYU Invitational.....	6:00 p.m.
Oklahoma at Seton Hall	
Seton Hall Tournament.....	7:00 p.m.
Texas at Wisconsin	
HotelRed Invitational.....	7:00 p.m.
Baylor at San Diego	
San Diego Invitational.....	7:00 p.m.

Sunday, September 2

Texas vs. High Point	
HotelRed Invitational.....	1:00 p.m.
TCU at Colorado State	
Colorado State Tournament.....	1:30 p.m.

Monday, September 3

Texas Tech at Long Beach State....	11:00 a.m.
------------------------------------	------------

Tuesday, September 4

Missouri State at Kansas State.....	6:00 p.m.
-------------------------------------	-----------

Thursday, September 6

SMU at TCU	
Fight in the Fort.....	7:00 p.m.
Texas State at Texas	
Texas Tournament.....	7:00 p.m.

Friday, September 7

American at Kansas	
Kansas Invitational.....	12:00 p.m.
North Texas at Kansas State	
K-State Invitational.....	12:00 p.m.
West Virginia vs. Western Illinois	
Florida Gulf Coast Tournament...	2:00 p.m.

Iowa State at Creighton	
Bluejay Invitational.....	6:00 p.m.
Louisiana at TCU	
Fight in the Fort.....	6:00 p.m.
Auburn at Kansas	
Kansas Invitational.....	7:00 p.m.
Wisconsin at Baylor.....	7:00 p.m.
Oklahoma at Colorado	
Colorado Invitational.....	7:00 p.m.
Kentucky at Texas	
Texas Tournament.....	7:00 p.m.
Oregon State at Kansas State	
K-State Invitational.....	7:30 p.m.
Texas Tech at UC Santa Barbara	
Thunderdome Classic.....	8:00 p.m.

Saturday, September 8

UTRGV at Baylor	
Baylor Classic.....	11:00 a.m.
Texas Tech vs. Seton Hall	
Thunderdome Classic.....	12:00 p.m.
West Virginia vs. Albany	
Florida Gulf Coast Tournament..	12:00 p.m.
Loyola Marymount at Kansas	
Kansas Invitational.....	1:00 p.m.
Oklahoma vs. North Carolina	
Colorado Invitational.....	1:00 p.m.
Montana State at TCU	
Fight in the Fort.....	2:00 p.m.
Iowa State vs. Wichita State	
Bluejay Invitational.....	4:00 p.m.
Oklahoma vs. Georgia	
Colorado Invitational.....	5:00 p.m.
Omaha at Kansas State	
K-State Invitational.....	6:00 p.m.
Texas Tech vs. Sacred Heart	
Thunderdome Classic.....	6:00 p.m.
West Virginia at Florida Gulf Coast	
Florida Gulf Coast Tournament...	6:00 p.m.
Rice at Baylor	
Baylor Classic.....	7:00 p.m.

Sunday, September 9

Iowa State at Nebraska.....	2:00 p.m.
-----------------------------	-----------

Tuesday, September 11

Kansas State at UMKC.....	6:00 p.m.
Texas at Stanford.....	9:00 p.m.

Thursday, September 13

Wyoming at Iowa State	
Cyclone Classic.....	6:30 p.m.

Friday, September 14

Texas Tech vs. Houston Baptist	
UTRGV Tournament.....	11:00 a.m.
Northwestern State at Oklahoma	
OU Nike Invitational.....	11:00 a.m.
Baylor at UTSA	
UTSA Tournament.....	12:00 p.m.
Kansas at Elon.....	5:00 p.m.
Morehead State at West Virginia	
Mountaineer Classic.....	6:00 p.m.
TCU at Coastal Carolina	
Coastal Carolina Tournament.....	6:00 p.m.
Iowa at Iowa State	
Cyclone Classic.....	6:30 p.m.
Kansas State vs. Green Bay	
Gopher Fall Classic.....	7:00 p.m.
Stanford at Texas.....	7:00 p.m.
Texas Tech at UTRGV	
UTRGV Tournament.....	7:00 p.m.
Texas A&M at Oklahoma	
OU Nike Invitational.....	7:00 p.m.

Saturday, September 15

Kansas at UNC Greensboro 9:30 a.m.
 Texas Tech vs. Texas Southern
 UTRGV Tournament 10:00 a.m.
 Penn at West Virginia
 Mountaineer Classic 10:00 a.m.
 Baylor vs. Virginia Tech
 UTSA Tournament 12:00 p.m.
 TCU vs. College of Charleston
 Coastal Carolina Tournament 1:00 p.m.
 Kansas vs. High Point 3:00 p.m.
 Texas A&M at Oklahoma
 OU Nike Invitational 5:00 p.m.
 Wake Forest at West Virginia
 Mountaineer Classic 6:00 p.m.
 Kansas State at Minnesota
 Gopher Fall Classic 7:30 p.m.

Sunday, September 16

Syracuse at Iowa State
 Cyclone Classic 11:30 a.m.

Tuesday, September 18

Drake at Kansas 6:30 p.m.

Wednesday, September 19

Iowa State at West Virginia 5:00 p.m.*
 Texas at Kansas State 6:00 p.m.*
 Texas Tech at Baylor 7:00 p.m.*
 Oklahoma at TCU 7:00 p.m.*

Friday, September 21

Kansas State at Oklahoma, 7:00 p.m.*

Saturday, September 22

TCU at Kansas 1:00 p.m.*
 West Virginia at Texas Tech 1:00 p.m.*
 Baylor at Iowa State 4:00 p.m.*

Wednesday, September 26

Kansas State at West Virginia 5:00 p.m.*
 Kansas at Oklahoma 7:00 p.m.*
 Baylor at Texas TBA*

Friday, September 28

Iowa State at Texas Tech 6:00 p.m.*

Saturday, September 29

Texas at West Virginia 12:00 p.m.*
 Oklahoma at Baylor 2:00 p.m.*
 TCU at Kansas State TBA*

Wednesday, October 3

Oklahoma at Iowa State 6:30 p.m.*
 West Virginia at Kansas 6:30 p.m.*
 Texas at TCU 7:00 p.m.*
 Kansas State at Texas Tech 8:00 p.m.*

Saturday, October 6

Baylor at Kansas 1:00 p.m.*
 Texas Tech at TCU 1:00 p.m.*
 Iowa State at Texas TBA*

Tuesday, October 9

West Virginia at George Wash. 5:00 p.m.

Wednesday, October 10

Texas at Kansas 6:30 p.m.*
 TCU at Baylor 7:00 p.m.*
 Iowa State at Kansas State 7:00 p.m.*
 Texas Tech at Oklahoma 7:00 p.m.*

Saturday, October 13

Baylor at West Virginia 1:00 p.m.*
 Kansas at Texas Tech 1:00 p.m.*

Texas at Oklahoma 7:00 p.m.*
 TCU at Iowa State TBA*

Wednesday, October 17

Kansas at Kansas State 8:00 p.m.*

Thursday, October 18

West Virginia at TCU 7:00 p.m.*

Saturday, October 20

West Virginia at Oklahoma 1:30 p.m.*
 Kansas State at Baylor 2:00 p.m.*
 Iowa State at Kansas 6:30 p.m.*
 Texas Tech at Texas TBA*

Wednesday, October 24

Texas Tech at West Virginia 5:00 p.m.*
 Texas at Iowa State 6:30 p.m.*
 Baylor at TCU 7:00 p.m.*
 Oklahoma at Kansas State 7:00 p.m.*

Friday, October 26

Kansas State at Iowa State 7 p.m.*

Saturday, October 27

Kansas at Baylor 12:00 p.m.*
 TCU at Texas Tech 1:00 p.m.*
 Oklahoma at Texas 7:00 p.m.*

Wednesday, October 31

Kansas at West Virginia 5:00 p.m.*
 TCU at Texas 7:00 p.m.*

Saturday, November 3

Baylor at Oklahoma 7:00 p.m.*
 West Virginia at Kansas State 7:00 p.m.*
 Iowa State at TCU TBA*
 Texas Tech at Kansas TBA*

Wednesday, November 7

Marshall at West Virginia 5:00 p.m.
 Iowa State at Baylor 7:00 p.m.*
 Kansas State at Texas 7:00 p.m.*
 Oklahoma at Texas Tech 7:00 p.m.*

Friday, November 9

TCU at Oklahoma 7:00 p.m.*

Saturday, November 10

Baylor at Kansas State TBA*
 West Virginia at Iowa State TBA*
 Kansas at Texas TBA*

Monday, November 12

Baylor at Texas Tech 6:00 pm.*

Wednesday, November 14

TCU at West Virginia 6:00 p.m.*
 Kansas State at Kansas 6:30 p.m.*
 Iowa State at Oklahoma 7:00 p.m.*

Friday, November 16

Texas at Baylor 7:00 p.m.*

Saturday, November 17

Kansas at TCU 1:00 p.m.*
 Oklahoma at West Virginia 2:00 p.m.*
 Texas Tech at Kansas State TBA*

Wednesday, November 21

Texas at Texas Tech 6:00 p.m.*
 Kansas at Iowa State 6:30 p.m.*
 Kansas State at TCU 7:00 p.m.*
 West Virginia at Baylor 7:00 p.m.*

Friday, November 23

Texas Tech at Iowa State TBA*

Saturday, November 24

Oklahoma at Kansas 1:00 p.m.*
 West Virginia at Texas 1:00 p.m.*

NOVEMBER 29-DECEMBER 1

NCAA First & Second Rounds
 (Campus Sites)

DECEMBER 7-DECEMBER 8

NCAA Regionals
 (Campus Sites)

THURSDAY, DECEMBER 13

NCAA Semifinals
 (Target Center - Minneapolis, Minn.)

SATURDAY, DECEMBER 15

NCAA Championship
 (Target Center - Minneapolis, Minn.)

*Big 12 match

Dates/times subject to change



HISTORY & RECORDS





RECORD VS. CONFERENCES

K-STATE VS. CONFERENCES*

American Athletic.....	36-6-1
Atlantic 10.....	12-2
Atlantic Coast.....	16-8
Atlantic Sun.....	3-0
Big 12.....	235-233
Big East.....	12-5
Big Sky.....	13-4-1
Big South.....	1-0
Big Ten.....	21-120-1
Big West.....	10-11
Colonial Athletic Association.....	1-0
Conference USA.....	15-1
Horizon.....	8-2
Ivy League.....	1-0
Metro Atlantic.....	1-0
Mid-American.....	15-1
Mid-Eastern Athletic.....	2-0
Missouri Valley.....	87-46-1
Mountain West.....	15-11
Ohio Valley.....	7-2
Pac-12.....	31-45
Southeastern.....	75-62
Southern.....	1-0
Southland.....	4-1
Summit League.....	36-20
Sun Belt.....	8-1
West Coast.....	13-11
Western Athletic.....	36-4

SUZIE FRITZ VS. CONFERENCES*

American Athletic.....	11-1
Atlantic 10.....	5-0
Atlantic Coast.....	9-7
Atlantic Sun.....	3-0
Big 12.....	125-103
Big East.....	5-1
Big Sky.....	5-0
Big South.....	1-0
Big Ten.....	9-33
Big West.....	8-4
Colonial Athletic Association.....	1-0
Conference USA.....	6-0
Horizon League.....	4-0
Ivy League.....	1-0
Metro Atlantic.....	1-0
Mid-American.....	3-0
Mid-Eastern Athletic.....	2-0
Missouri Valley.....	21-2
Mountain West.....	8-1
Ohio Valley.....	4-0
Pac-12.....	20-16
Southeastern.....	40-23
Southern.....	1-0
Summit League.....	13-0
Sun Belt.....	2-0
West Coast.....	9-6
Western Athletic.....	9-0

* reflect records against current members of conferences

American Athletic Conference (36-6-1)

Team	Total	H	A	N	First	Last
Connecticut	1-0	0-0	0-0	1-0	2002	2002
Houston	4-3	3-0	1-1	0-2	1977	2007
Memphis	1-0-1	0-0	0-0	1-0-1	1979	1979
South Florida	2-1	1-0	0-1	1-0	2002	2008
Tulane	1-0	0-0	0-0	1-0	1980	1980
Tulsa	25-2	9-0	7-1	9-1	1974	2013
UCF	2-0	1-0	0-0	1-0	1981	2014

Atlantic 10 Conference (12-2)

Team	Total	H	A	N	First	Last
Dayton	1-1	0-0	0-0	1-1	1978	2012
George Mason	1-0	0-0	0-0	1-0	1997	1997
Rhode Island	1-1	0-0	0-0	1-1	1995	2000
Saint Louis	7-0	1-0	3-0	3-0	1977	2013
VCU	2-0	0-0	0-0	2-0	2010	2015

Atlantic Coast Conference (16-8)

Team	Total	H	A	N	First	Last
Duke	1-0	0-0	0-0	1-0	2008	2008
Florida State	2-1	1-0	1-0	0-1	2003	2010
Georgia Tech	2-3	2-0	0-2	0-1	2002	2017
Louisville	3-1	0-0	0-0	3-1	1986	2011
Miami	1-1	1-0	0-1	0-0	2015	2016
North Carolina	0-1	0-0	0-0	0-1	1994	1994
N.C. State	1-0	0-0	0-0	1-0	1996	1996
Notre Dame	1-0	0-0	0-0	1-0	2006	2006
Pittsburgh	1-0	0-0	0-0	1-0	1998	1998
Syracuse	2-1	0-1	1-0	1-0	1999	2017
Virginia Tech	2-0	1-0	0-0	1-0	1994	2000

Atlantic Sun Conference (3-0)

Team	Total	H	A	N	First	Last
Lipscomb	2-0	2-0	0-0	0-0	2006	2016
North Florida	1-0	0-0	0-0	1-0	2017	2017

Big 12 Conference (235-232)

Team	Total	H	A	N	First	Last
Baylor	28-17	17-6	11-11	0-0	1993	2017
Iowa State	41-51	22-19	14-26	5-6	1976	2017
Kansas*	63-52-1	28-19	28-17	4-8	1974	2017
Oklahoma*	34-53-1	18-18	14-24	2-8	1975	2017
Oklahoma State**	10-1	1-0	1-0	8-0	1974	1980
TCU	7-5	5-1	2-4	0-0	2012	2017
Texas	7-39	4-18	3-20	0-1	1981	2017
Texas Tech	37-11	22-1	13-8	2-2	1982	2017
West Virginia	8-4	4-2	4-2	0-0	2012	2017

* - some early matches location not known ** - dropped program in 1981

Big East Conference (12-5)

Team	Total	H	A	N	First	Last
Butler	1-1	0-0	0-0	1-1	1984	1990
Creighton	7-4	5-1	1-3	1-0	1975	2016
DePaul	1-0	0-0	1-0	0-0	1992	1992
Georgetown	1-0	0-0	0-0	1-0	1998	1998
Marquette	1-0	0-0	0-0	1-0	1981	1981
Xavier	1-0	0-0	0-0	1-0	2017	2017

Big Sky Conference (13-4-1)

Team	Total	H	A	N	First	Last
Eastern Washington	2-0	0-0	0-0	2-0	1994	1997
Idaho	2-1	1-0	0-0	1-1	1983	2017
Montana State	4-1	3-0	1-0	0-1	1983	2006
North Dakota	1-0	0-0	0-0	1-0	1977	1977
Northern Colorado	1-2-1	0-2-1	0-0	1-0	1978	1982
Sacramento State	1-0	0-0	0-0	1-0	2011	2011
Weber State	2-0	0-0	0-0	2-0	1999	2009

Big South (1-0)

Team	Total	H	A	N	First	Last
Liberty	1-0	1-0	0-0	0-0	2008	2008

Big Ten Conference (21-120-1)

Team	Total	H	A	N	First	Last
Illinois	1-0	0-0	0-0	1-0	1998	1998
Indiana	0-1	0-0	0-0	0-1	1988	1988
Iowa	2-4-1	0-0	0-1	2-3-1	1974	1996
Maryland	1-1	0-0	0-1	1-0	1997	2004
Michigan	4-2	0-1	1-0	3-1	2001	2016
Michigan State	1-2	1-0	0-0	0-2	1987	2002
Minnesota	3-15	0-1	0-3	3-11	1974	2012
Nebraska	4-81	1-36	3-32	0-13	1975	2017
Northwestern	1-3	0-1	0-1	1-1	1985	1998
Ohio State	1-5	0-1	0-2	1-2	1979	2016
Penn State	0-2	0-0	0-1	0-1	1999	2003
Purdue	1-3	0-1	0-1	1-1	1987	2009
Wisconsin	2-4	1-1	0-1	1-2	1984	2017

Big West Conference (10-11)

Team	Total	H	A	N	First	Last
Cal Poly	3-0	0-0	0-0	3-0	2007	2013
Cal St. Fullerton	2-1	0-0	0-1	2-0	1989	2013
Cal St. Northridge	2-0	1-0	0-0	1-0	1996	2004
Hawai'i	1-5	0-0	1-5	0-0	1997	2016
Long Beach State	0-3	0-0	0-3	0-0	1989	1999
UC Irvine	2-1	0-0	0-0	1-1	1984	2012
UC Santa Barbara	0-1	0-0	0-0	0-1	1989	1989

Colonial Athletic Association (1-0)

Team	Total	H	A	N	First	Last
Hofstra	1-0	0-0	0-0	1-0	2011	2011

Conference USA (15-1)

Team	Total	H	A	N	First	Last
Charlotte	1-0	0-0	0-0	1-0	1999	1999
Florida Atlantic	1-0	0-0	0-0	1-0	2003	2003
Marshall	1-0	0-0	0-0	1-0	2014	2014
Middle Tennessee	2-0	1-0	1-0	0-0	2014	2015
North Texas	2-1	0-0	0-0	2-1	1979	2007
Southern Miss.	2-0	0-0	0-0	2-0	1995	2016
Rice	5-0	1-0	1-0	3-0	1992	1996
UTEP	1-0	0-0	0-0	1-0	1984	1984

Horizon League (8-2)

Team	Total	H	A	N	First	Last
Green Bay	2-0	1-0	1-0	0-0	2014	2015
Illinois-Chicago	2-1	1-0	0-0	1-1	1975	1989
Oakland	1-0	1-0	0-0	0-0	2012	2012
Valparaiso	2-0	1-0	0-0	1-0	1984	1995
Wright State	0-1	0-0	0-0	0-1	1993	1993
Youngstown St.	1-0	0-0	0-0	1-0	2014	2014

Ivy League (1-0)

Team	Total	H	A	N	First	Last
Cornell	1-0	1-0	0-0	0-0	2008	2008

Metro Atlantic Athletic Conference (1-0)

Team	Total	H	A	N	First	Last
Siena	1-0	1-0	0-0	0-0	2013	2013

Mid-American Conference (15-1)

Team	Total	H	A	N	First	Last
Akron	1-0	1-0	0-0	0-0	1992	1992
Ball State	1-0	0-0	0-0	1-0	1984	1984
Bowling Green	1-0	0-0	0-0	1-0	1989	1989
Eastern Michigan	2-0	1-0	0-0	1-0	1996	2014
Miami (Ohio)	1-0	0-0	0-0	1-0	1998	1998
Northern Illinois	4-0	1-0	2-0	1-0	1983	1988
Ohio	2-0	2-0	0-0	0-0	1994	2003
Toledo	2-1	0-1	0-0	2-0	1990	1999
Western Michigan	1-0	0-0	0-0	1-0	2002	2002

Mid-Eastern Athletic Conference (1-0)

Team	Total	H	A	N	First	Last
Florida A&M	2-0	0-0	0-0	2-0	2005	2015

Missouri Valley Conference (87-46-1)

Team	Total	H	A	N	First	Last
Bradley	2-0	1-0	0-0	1-0	1982	2000
Drake	24-7	14-3	5-2	5-2	1975	2011
Illinois State	2-3	0-0	0-0	2-3	1977	2015
Indiana State	1-0	0-0	0-0	1-0	1980	1980
Loyola Chicago	2-1	1-0	0-1	1-0	1992	2016
Missouri State	9-13	3-0	3-3	3-10	1974	2014
Northern Iowa	7-4-1	3-1-1	1-1	3-2	1977	2017
Southern Illinois	2-2	1-0	1-0	0-2	1982	2014
Wichita State	38-16	22-4	9-7	6-5	1974	2015

Mountain West Conference (15-11)

Team	Total	H	A	N	First	Last
Air Force	1-0	1-0	0-0	0-0	2000	2000
Boise State	2-0	1-0	1-0	0-0	1996	1997
Colorado State	3-5	2-0	0-5	1-0	1978	2003
Fresno State	2-0	1-0	1-0	0-0	2006	2007
New Mexico	0-1	0-1	0-0	0-0	1989	1989
UNLV	2-0	1-0	1-0	0-0	2013	2015
Utah State	5-0	1-0	0-0	4-0	1995	2012
Wyoming	0-5	0-1	0-2	0-2	1983	1991

Ohio Valley Conference (7-2)

Team	Total	H	A	N	First	Last
Eastern Illinois	0-2	0-1	0-0	0-1	1978	1989
Jacksonville State	1-0	0-0	0-0	1-0	1999	1999
SE Missouri State	3-0	1-0	0-0	2-0	1978	2013
Tennessee State	2-0	1-0	0-0	1-0	2008	2016
Tennessee Tech	1-0	0-0	0-0	1-0	2011	2011

Pac-12 Conference (31-45)

Team	Total	H	A	N	First	Last
Arizona	1-3	0-0	0-0	1-3	1977	2016
Arizona State	1-0	0-0	0-0	1-0	2008	2008
California	2-1	1-0	1-0	0-1	2004	2015
Colorado	23-26	12-12	10-14	1-0	1986	2010
Oregon	1-1	0-1	0-0	1-0	1996	2007
Oregon State	1-3	1-1	0-2	0-0	1993	2017
Southern California	0-2	0-0	0-1	0-1	1977	2004
UCLA	0-4	0-0	0-0	0-4	1991	2010
Utah	0-1	0-0	0-0	0-1	2014	2014
Washington	1-0	0-0	0-0	1-0	1983	1983
Washington State	1-4	1-1	0-2	0-1	1993	2002

Southeastern Conference (75-62)

Team	Total	H	A	N	First	Last
Alabama	1-2	0-0	0-0	1-2	1979	2006
Arkansas	8-3	5-1	3-1	0-1	1998	2017
Florida	0-4	0-0	0-2	0-2	1998	2005
Kentucky	0-2	0-1	0-2	0-0	2009	2010
LSU	1-1	1-0	0-1	0-0	1993	2003
Mississippi	2-1	0-0	0-0	2-1	1977	1993
Mississippi State	1-0	1-0	0-0	0-0	2016	2016
Missouri	42-33	21-13	18-12	3-6	1974	2011
South Carolina	1-1	1-0	0-0	0-1	1996	1997
Tennessee	0-1	0-0	0-0	0-1	1981	1981
Texas A&M	19-14	14-2	5-11	0-1	1981	2011

Sun Belt Conference (8-1)

Team	Total	H	A	N	First	Last
Arkansas - Little Rock	1-0	0-0	0-0	1-0	2005	2005
Arkansas State	2-1	1-0	0-0	1-1	1993	2002
Louisiana-Monroe	4-0	2-0	0-0	2-0	1985	1993
Texas-Arlington	1-0	1-0	0-0	0-0	1997	1997

West Coast Conference (13-11)

Team	Total	H	A	N	First	Last
Brigham Young	1-3	0-1	1-2	0-0	1998	2011
Gonzaga	1-0	0-0	0-0	1-0	2000	2000
Loyola Marymount	1-0	1-0	0-0	0-0	2010	2010
Pacific	2-0	0-0	0-0	2-0	2006	2017
Pepperdine	1-2	0-0	1-0	0-2	1995	2011
Portland	4-1	1-1	1-0	2-0	1991	2013
Saint Mary's	2-0	2-0	1-0	0-0	2011	2012
San Diego	0-2	0-0	0-0	0-2	1997	2010
San Francisco	1-0	0-0	0-0	1-0	1997	1997
Santa Clara	0-3	0-0	0-1	0-2	2006	2013

Western Athletic Conference (36-4)

Team	Total	H	A	N	First	Last
Cal State Bakersfield	1-0	1-0	0-0	0-0	2008	2008
Chicago State	2-0	2-0	0-0	0-0	1991	1991
UMKC	31-3	19-0	8-0	4-3	1974	2017
New Mexico State	0-1	0-0	0-0	0-1	1986	1986
Seattle	1-0	0-0	0-0	1-0	2015	2015
Utah Valley	1-0	0-0	0-0	1-0	2011	2011

Others

Team	Total	H	A	N	First	Last
Arnel's Club	1-0-1	0-0	0-0	1-0-1	1979	1979
Augustburg	1-2	0-0	0-0	1-2	1974	1977
Benedictine (Kan.)	3-0	1-0	0-0	2-0	1977	1980
Bethany (Kan.)	4-0	2-0	1-0	1-0	1976	1979
Bethel (Kan.)	7-1	5-0	2-0	0-1	1976	1984
Cameron (Okla.)	1-0	0-0	0-0	1-0	1977	1977
Central Missouri	4-3	1-0	1-0	2-3	1974	1978
Central Oklahoma	0-1	0-0	0-0	0-1	1976	1976
Concordia (Kan.)	0-1	0-0	0-0	0-1	1975	1975
Doane (Neb.)	2-0	2-0	0-0	0-0	1981	1982
East Texas State	1-0	0-0	0-0	1-0	1978	1978
EKSC	3-0	0-0	0-0	3-0	1974	1974
Emporia State (Kan.)	5-0-1	4-0-1	0-0	1-0	1976	1981
Florissant	0-1	0-0	0-0	0-1	1977	1977
Fort Hays State (Kan.)	9-5	4-0	1-2	4-3	1974	1983
Graceland (Iowa)	4-4	2-0	2-0	0-4	1974	1977
Harris-Stowe (Mo.)	1-0	0-0	0-0	1-0	1979	1979
Hawk Valley Club	1-0	0-0	0-0	1-0	1978	1978

Heston	1-0	0-0	0-0	1-0	1976	1976
Iowa Wesleyan	1-0	0-0	0-0	1-0	1974	1974
Jefferson City JC	1-0	0-0	0-0	1-0	1979	1979
Jefferson County CC	1-0	0-0	0-0	1-0	1979	1979
Joe Davis Bar	1-0	0-0	0-0	1-0	1979	1979
Johnson County CC	2-0	2-0	0-0	0-0	1979	1979
Kansas City CC	0-1	0-0	0-0	0-1	1975	1975
Kansas City Jewish	1-0	0-0	0-0	1-0	1977	1977
Lincoln Club	3-0	0-0	0-0	3-0	1976	1978
Loma Vista	0-0-1	0-0	0-0	0-0-1	1974	1974
Marymount	2-0	0-0	0-0	2-0	1974	1978
Max Pack	0-1-1	0-0	0-0	0-1-1	1974	1975
Mayville State	1-0	0-0	0-0	1-0	1974	1974
Missouri JV	1-0	0-0	0-0	0-0	1979	1979
Missouri-St. Louis	4-0	0-0	2-0	2-0	1977	1978
Missouri Southern	1-0-1	1-0-1	0-0	0-0	1977	1978
Missouri Western	2-3-1	2-2-1	0-0	0-1	1976	1979
Nebraska JV	1-1	0-0	0-0	1-1	1976	1978
Nebraska-Kearney	1-4	1-0	0-0	0-4	1974	1979
Nebraska Wesleyan	1-0	0-0	0-0	1-0	1979	1979
NIACC	0-1	0-0	0-0	0-1	1974	1974
NE Illinois	2-1	1-1	0-0	1-0	1992	1995
NW Missouri State	2-0	1-0	0-0	1-0	1976	1978
Oklahoma City	2-0	0-0	2-0	0-0	1982	1983
Oklahoma State^	10-1	1-0	2-0	7-1	1974	1980
Pittsburg State	2-0	1-0	0-0	1-0	1976	1979
Principia	1-0	0-0	0-0	1-0	1978	1978
Regis	0-1	0-0	0-1	0-0	1992	1992
Rob's Dairy	0-1	0-0	0-0	0-1	1974	1974
St. Cloud State	2-0	0-0	0-0	2-0	1977	1980
St. Francis	1-0	0-0	0-0	1-0	1991	1991
Sherbrooke	0-1	0-0	0-0	0-1	1993	1993
Showditzl	1-0	1-0	0-0	0-0	1978	1978
Simpson	2-0	0-0	0-0	2-0	1977	1980
Stephens	1-0	0-0	0-0	1-0	1977	1977
Sterling	1-0	0-0	0-0	1-0	1974	1974
Swain's MFA	0-1	0-0	0-0	0-1	1975	1975
Tabor	6-0	0-0	0-0	6-0	1974	1978
Texas Lutheran	3-4	0-0	0-0	3-4	1980	1985
Texas Wesleyan	1-0	0-0	0-0	1-0	1976	1976
Tulsa YMCA	0-1	0-0	0-0	0-1	1975	1975
Washburn	5-0	2-0	0-0	3-0	1974	1991
Waterloo	1-0	0-0	0-0	1-0	1978	1978
West Texas A&M (State)2-2	0-0	0-0	0-0	2-2	1980	1985
Wichita Club	2-1	0-0	0-0	2-1	1974	1979
William Jewel	2-0	2-0	0-0	0-0	1977	1978
William Penn	1-0	0-0	0-0	1-0	1974	1974

^ dropped program in 1981

\\ YEAR-BY-YEAR BREAKDOWN

Year	W-L	PCT	Big 8/ Big 12*			H	A	N	AUG	SEPT	OCT	NOV	DEC	NCAA Tournament	Final Rank	Coach
1974	22-20-4	.524	--	--	--	--	--	--	--	--	15-8-2	7-12-2	--	--	--	Ann Heider
1975	2-36-1	.053	--	--	--	--	--	--	--	--	1-25	1-11-1	--	--	--	Mary Phyl Dwight
1976	18-21	.462	--	--	--	--	--	--	--	2-4	13-14	3-3	--	--	--	Mary Phyl Dwight
1977	49-18-1	.731	--	--	--	14-3-1	13-1	22-14	--	11-0-1	18-9	19-5	1-4	--	--	Mary Phyl Dwight
1978	39-16-2	.709	--	--	--	14-3-2	5-0	20-13	--	14-4-2	11-6	14-6	--	--	--	Mary Phyl Dwight
1979	35-16-3	.686	--	--	--	14-2-1	2-3	19-11-2	--	14-7-1	15-6-1	6-3-1	--	--	--	Ron Spies
1980	12-23	.343	--	--	--	4-5	1-6	7-12	--	6-9	5-10	1-4	--	--	--	Scott Nelson
1981	16-23-1	.410	--	--	--	9-8-1	1-4	6-11	--	8-6-1	3-11	5-6	--	--	--	Scott Nelson
1982	15-15	.500	4-6	400	4th	7-4	4-6	4-5	--	6-3	8-8	1-4	--	--	--	Scott Nelson
1983	19-15	.559	2-8	200	5th	8-6	5-4	6-5	--	10-5	7-7	2-3	--	--	--	Scott Nelson
1984	19-14	.576	2-8	200	5th	9-5	3-6	7-3	--	11-4	4-7	4-3	--	--	--	Scott Nelson
1985	21-11	.656	5-5	500	3rd	9-3	5-6	7-2	--	7-4	9-5	5-2	--	--	--	Scott Nelson
1986	12-17	.414	2-8	200	6th	7-5	2-8	3-4	--	6-6	6-5	0-6	--	--	--	Scott Nelson
1987	17-11	.607	5-7	417	5th	6-4	6-4	5-3	--	9-4	8-3	0-4	--	--	--	Scott Nelson
1988	15-13	.536	4-8	333	5th	7-3	7-8	1-2	1-0	7-5	5-5	2-3	--	--	--	Scott Nelson
1989	11-19	.367	2-10	167	6th	6-8	4-8	1-3	0-1	6-7	5-7	0-4	--	--	--	Scott Nelson
1990	11-15	.423	3-9	250	6th	5-5	5-8	1-2	--	4-6	6-4	1-5	--	--	--	Scott Nelson
1991	10-19	.345	1-11	.083	t6th	5-8	3-9	2-2	2-0	3-9	5-6	0-4	--	--	--	Patti Hagemeyer
1992	7-22	.241	0-12	.000	7th	4-10	2-10	1-2	--	5-7	1-10	1-5	--	--	--	Patti Hagemeyer
1993	7-25	.219	0-12	.000	7th	4-10	1-12	2-3	--	4-8	3-10	0-7	--	--	--	Patti Hagemeyer
1994	14-13	.519	3-9	250	6th	7-4	2-7	5-2	--	9-2	5-6	0-5	--	--	--	Jim Moore
1995	21-12	.636	5-7	417	5th	10-3	3-7	8-2	--	13-2	3-5	3-3	2-2	--	--	Jim Moore
1996	26-9	.743	13-7	650	t4th	12-3	8-5	6-1	4-0	9-2	5-3	7-3	1-1	1-1/2nd round	24th	Jim Moore
1997	20-13	.606	11-9	550	6th	10-4	6-7	4-2	2-1	6-4	8-2	4-5	0-1	0-1/1st round	--	Jim McLaughlin
1998	19-12	.613	12-8	600	5th	10-3	5-8	4-1	--	8-3	6-4	4-4	1-1	1-1/2nd round	23rd	Jim McLaughlin
1999	21-9	.700	14-6	700	4th	8-3	8-6	5-0	--	9-2	6-3	5-3	1-1	1-1/2nd round	19th	Jim McLaughlin
2000	22-9	.710	14-6	700	t2nd	12-1	6-8	4-0	--	9-4	6-2	5-2	2-1	2-1/Reg. semis	16th	Jim McLaughlin
2001	20-8	.714	15-5	750	3rd	13-2	6-5	1-1	0-1	7-2	6-4	7-0	0-1	1-1/2nd round	18th	Suzie Fritz
2002	21-9	.700	16-4	800	2nd	11-3	8-4	2-2	2-1	4-5	8-0	6-2	1-1	1-1/2nd round	22nd	Suzie Fritz
2003	30-5	.857	18-2	900	1st	16-0	10-3	4-2	3-2	10-1	8-0	7-1	2-1	2-1/Reg. semis	11th	Suzie Fritz
2004	20-11	.645	13-7	650	5th	10-3	7-6	3-2	--	9-4	5-3	5-3	1-1	1-1/2nd round	23rd	Suzie Fritz
2005	21-11	.656	11-9	550	4th	10-5	7-6	4-0	3-0	8-3	4-4	5-3	1-1	1-1/2nd round	24th	Suzie Fritz
2006	12-18	.400	4-16	200	10th	7-7	3-9	2-2	2-1	6-6	1-7	3-4	--	--	--	Suzie Fritz
2007	23-9	.719	14-6	700	3rd	12-4	8-4	3-1	4-1	9-2	5-3	5-2	0-1	1-1/2nd Round	16th	Suzie Fritz
2008	24-8	.750	14-6	700	3rd	11-3	8-4	5-1	2-1	11-1	6-2	5-3	0-1	0-1/1st Round	20th	Suzie Fritz
2009	12-18	.400	6-14	300	9th	7-8	3-8	2-2	0-2	6-5	2-7	4-4	--	--	--	Suzie Fritz
2010	12-19	.387	6-14	300	9th	8-7	3-9	1-3	0-3	8-4	1-8	3-4	--	--	--	Suzie Fritz
2011	22-11	.667	9-7	563	4th	10-3	6-6	6-2	2-2	11-1	3-5	4-2	2-1	2-1/Reg. semis	22nd	Suzie Fritz
2012	21-9	.700	8-8	500	5th	12-3	5-5	4-1	4-0	11-1	5-2	1-6	--	0-1/1st Round	rv	Suzie Fritz
2013	18-11	.621	6-10	375	5th	10-2	4-8	4-1	3-0	9-2	2-5	4-4	--	--	--	Suzie Fritz
2014	22-9	.710	9-7	563	5th	9-4	8-3	5-2	2-1	11-1	6-1	3-5	0-1	0-1/1st Round	--	Suzie Fritz
2015	17-12	.586	9-7	563	T-4th	9-2	4-7	4-3	2-1	7-4	5-3	3-3	0-1	0-1/1st Round	--	Suzie Fritz
2016	21-10	.677	9-7	563	T-4th	13-4	5-5	3-1	2-1	10-2	5-3	3-3	1-1	1-1/2nd Round	rv	Suzie Fritz
2017	10-19	.345	3-13	.188	9th	3-13	2-9	5-1	2-2	6-6	1-6	1-4	0-0	--	--	Suzie Fritz
TOTAL	826-643-12	.562	272-306	.471	---	372-186-5	204-252	208-132	42-21	339-167-5	260-254-3	169-178-4	16-22	15-17	--	



ALL-TIME SERIES

Air Force Kansas State leads 1-0

9-9-00	Kansas State	3-0	H	15-4, 15-6, 15-4
--------	--------------	-----	---	------------------

Akron Kansas State leads 1-0

9-6-92	Kansas State	3-1	H	15-11, 15-7, 11-15, 15-10
--------	--------------	-----	---	---------------------------

Alabama Alabama leads 2-1

10-12-79	Alabama	2-1	N	15-9, 8-15, 15-2
9-6-03	Kansas State	3-0	N	30-21, 30-25, 30-22
9-9-06	Alabama	3-2	N	30-26, 16-30, 24-30, 30-28, 15-6

Arizona Arizona leads 3-1

12-8-77	Arizona	2-0	N	15-11, 15-7
9-11-87	Arizona	3-0	N	15-3, 15-2, 15-11
8-30-14	Arizona	3-0	N	25-21, 25-18, 26-24
8-26-16	Kansas State	3-1	N	25-21, 25-16, 20-25, 25-18

Arizona State Kansas State leads 1-0

9-5-08	Kansas State	3-0	N	25-22, 25-21, 25-22
--------	--------------	-----	---	---------------------

Arkansas Kansas State leads 8-3

9-17-98	Arkansas	3-0	A	15-6, 18-16, 15-7
9-8-01	Kansas State	3-1	H	30-26, 22-30, 30-19, 30-27
11-30-01	Kansas State	3-2	H	30-15, 18-30, 27-30, 30-18, 15-8
12-6-03	Kansas State	3-0	H	30-26, 30-27, 30-21
9-2-05	Kansas State	3-2	A	22-30, 30-27, 26-30, 30-28, 15-13
9-7-07	Kansas State	3-0	H	30-23, 30-23, 30-27
9-20-13	Kansas State	3-0	A	25-23, 25-18, 25-17
9-4-14	Kansas State	3-0	H	25-18, 25-15, 25-16
9-19-15	Arkansas	3-2	N	19-25, 25-20, 25-21, 23-25, 15-11
9-16-16	Kansas State	3-0	A	25-21, 25-17, 25-13
8-31-17	Arkansas	3-2	H	21-25, 25-14, 25-23, 15-25, 15-9

Arkansas-Little Rock Kansas State leads 1-0

8-26-05	Kansas State	3-0	N	30-22, 30-27, 30-15
---------	--------------	-----	---	---------------------

Arkansas State Kansas State leads 2-1

10-30-93	Arkansas State	3-2	N	13-15, 13-15, 15-9, 15-3, 16-14
9-15-95	Kansas State	3-1	N	13-15, 15-7, 15-10, 15-8
9-8-02	Kansas State	3-0	H	30-15, 30-21, 30-23

Augsburg Augsburg leads 2-1

11-22-74	Augsburg	2-0		15-12, 15-7
10-15-75	Augsburg	2-0		15-12, 17-15
10-15-77	Kansas State	2-0	N	15-5, 15-12

Ball State Kansas State leads 1-0

9-22-84	Kansas State	3-0	A	15-6, 15-7, 15-13
---------	--------------	-----	---	-------------------

Baylor Kansas State leads 28-17

9-3-93	Baylor	3-0	H	15-5, 16-14, 15-10
10-11-96	Kansas State	3-1	A	15-13, 15-8, 7-15, 15-1
11-2-96	Kansas State	3-1	H	15-10, 15-10, 14-16, 15-6
10-10-97	Kansas State	3-0	H	15-8, 15-11, 15-9
11-1-97	Kansas State	3-1	A	15-13, 11-15, 15-12, 15-9
10-16-98	Kansas State	3-0	H	15-10, 15-7, 15-13
11-21-98	Kansas State	3-2	A	10-15, 13-15, 15-13, 15-10, 15-13
10-20-99	Baylor	3-1	H	15-12, 14-16, 16-14, 15-6
11-27-99	Baylor	3-1	A	15-5, 15-13, 7-15, 15-12
9-16-00	Kansas State	3-0	H	15-7, 15-10, 15-11
10-25-00	Baylor	3-2	A	12-15, 15-9, 14-16, 15-12, 15-10
10-13-01	Kansas State	3-2	H	30-15, 30-23, 22-30, 26-30, 15-11
11-14-01	Kansas State	3-0	A	30-25, 34-32, 30-27
9-21-02	Kansas State	3-0	A	30-17, 30-22, 30-23
11-9-02	Kansas State	3-0	H	30-25, 30-15, 30-16
9-24-03	Baylor	3-1	A	30-23, 11-30, 30-24, 30-28
10-25-03	Kansas State	3-0	H	30-21, 30-17, 30-24
10-20-04	Kansas State	3-0	H	30-22, 30-21, 30-26
11-13-04	Kansas State	3-2	A	25-30, 30-22, 30-21, 28-30, 15-10
10-15-05	Kansas State	3-2	A	23-30, 21-30, 22-30, 27-30, 15-11
11-23-05	Kansas State	3-0	H	30-24, 30-22, 30-27
9-13-06	Baylor	3-1	A	24-30, 30-28, 30-22, 30-25
11-8-06	Kansas State	3-0	H	30-24, 30-20, 30-23
9-15-07	Kansas State	3-0	A	30-16, 30-16, 30-20
11-10-07	Kansas State	3-2	H	28-30, 30-19, 28-30, 31-29, 15-11
9-27-08	Kansas State	3-1	H	25-21, 19-25, 25-21, 25-20
10-25-08	Kansas State	3-2	A	24-26, 20-25, 25-13, 25-17, 21-19
9-19-09	Baylor	3-1	A	25-10, 20-25, 25-13, 25-22
10-24-09	Baylor	3-1	H	18-25, 25-16, 25-18, 30-28
10-20-10	Baylor	3-0	A	18-25, 20-25, 19-25
11-13-10	Baylor	3-1	H	17-25, 23-25, 25-21, 23-25
9-24-11	Kansas State	3-0	H	25-19, 25-15, 25-18
9-29-11	Baylor	3-2	A	25-21, 25-22, 18-25, 14-25, 15-13
9-29-12	Kansas State	3-1	A	18-25, 25-22, 25-23, 25-16
10-27-12	Kansas State	3-1	H	25-16, 25-20, 23-25, 25-17
10-23-13	Baylor	3-1	A	18-25, 29-27, 25-20, 25-20
11-20-13	Kansas State	3-0	H	25-17, 25-17, 25-17
9-27-14	Baylor	3-2	H	13-25, 25-18, 23-25, 25-22, 15-12
11-15-14	Kansas State	3-2	A	22-25, 16-25, 25-18, 25-19, 15-9
9-26-15	Kansas State	3-0	H	25-20, 25-10, 25-23
11-28-15	Baylor	3-0	A	25-13, 25-18, 25-22
9-25-16	Baylor	3-0	A	23-25, 22-25, 19-25
10-29-16	Kansas State	3-1	H	25-22, 21-25, 25-13, 25-20
10-14-17	Baylor	3-1	H	25-22, 25-21, 22-25, 25-11
11-15-17	Baylor	3-1	A	25-14, 20-25, 25-16, 25-19

Kansas State-Baylor Series Notes:

K-State at home: 17-6
K-State on the road: 11-11
K-State at neutral sites: 0-0
Fritz vs. BU: 21-13
Longest K-State win streak: 6 (1996-1998)
Longest K-State losing streak: 4 (2009-2010)
Last K-State win: 2016 (3-1)
Last K-State loss: 2017 (3-1)
Last K-State home win: 2016 (3-1)
Last K-State home loss: 2017 (3-1)
Last K-State road win: 2014 (3-2)
Last K-State road loss: 2017 (3-1)
Three Sets: 14-4
Four Sets: 7-10
Five Sets: 7-3

Benedictine Kansas State leads 3-0

10-7-77	Kansas State	2-0	N	14-12, 13-11
9-19-78	Kansas State	2-0	H	15-6, 15-12
9-13-80	Kansas State	2-0	H	15-4, 16-14

Bethany Kansas State leads 4-0

10-16-76	Kansas State	2-1		15-7, 14-16, 15-8
10-31-77	Kansas State	2-0	H	15-3, 15-13
9-18-78	Kansas State	2-0	A	15-6, 16-14, 15-8
9-18-79	Kansas State	2-0	H	15-1, 15-1

Bethel Kansas State leads 7-1

10-16-76	Bethel	2-0		15-5, 15-8
9-17-81	Kansas State	2-0		15-6, 15-7
9-29-81	Kansas State	3-0		15-6, 15-10, 15-4
9-28-82	Kansas State	3-0	A	15-8, 15-10, 18-16
9-10-83	Kansas State	2-0	H	15-8, 15-6
9-20-83	Kansas State	3-0	A	16-14, 15-10, 15-6
11-2-83	Kansas State	3-1	H	15-2, 11-15, 15-3, 15-8
9-18-84	Kansas State	3-0	H	15-4, 15-2, 15-4

Boise State Kansas State leads 2-0

9-14-96	Kansas State	3-0	H	15-9, 15-5, 15-1
9-13-97	Kansas State	3-0	A	15-13, 16-14, 15-9

Bowling Green Kansas State leads 1-0

9-9-89	Kansas State	3-0	N	15-11, 17-15, 15-10
--------	--------------	-----	---	---------------------

Bradley Kansas State leads 2-0

10-8-82	Kansas State	3-1	N	20-18, 11-15, 15-12, 15-5
9-8-00	Kansas State	3-0	H	15-5, 15-7, 15-3

Butler Series Tied 1-1

9-21-84	Kansas State	3-0	N	15-10, 15-12, 15-12
9-15-90	Butler	3-0	N	15-7, 15-13, 15-3

BYU BYU leads 3-1

12-5-98	BYU	3-0	A	15-6, 15-10, 17-15
9-5-00	BYU	3-1	A	15-9, 9-15, 15-10, 15-4
9-5-09	Kansas State	3-2	A	25-21, 22-25, 25-19, 17-25, 15-11
9-3-11	BYU	3-0	H	25-23, 25-19, 25-23

Cal Kansas State leads 2-1

9-3-04	Cal	3-0	N	30-21, 31-29, 30-23
9-14-13	Kansas State	3-2	A	16-25, 25-22, 25-22, 19-25, 15-9
9-4-15	Kansas State	3-1	H	24-26, 25-21, 25-20, 25-18

Cal Poly Kansas State leads 3-0

8-24-07	Kansas State	3-2	N	30-25, 20-30, 23-30, 30-25, 15-11
9-5-09	Kansas State	3-1	N	27-25, 20-25, 25-16, 25-21
9-13-13	Kansas State	3-1	N	25-21, 25-21, 25-27, 29-27

Cal State Bakersfield Kansas State leads 1-0

9-8-08	Kansas State	3-1	H	25-23, 23-25, 25-15, 25-21
--------	--------------	-----	---	----------------------------

Cal State Fullerton Kansas State leads 2-1

9-14-89	CS Fullerton	3-0	A	15-11, 15-10, 15-8
9-9-94	Kansas State	3-1	N	15-4, 15-9, 10-15, 15-8
9-13-13	Kansas State	3-1	N	25-20, 27-25, 21-25, 23-25, 15-12

Cal State Northridge Kansas State leads 2-0

12-4-96	Kansas State	3-1	H	15-12, 14-16, 15-11, 15-13
12-2-04	Kansas State	3-0	N	30-20, 30-23, 30-25

Central Missouri State Kansas State leads 4-3

10-26-74	Kansas State	2-1		15-8, 5-15, 15-12
10-11-75	CMSU	2-0		15-2, 15-8
10-2-76	Kansas State	3-0		15-11, 15-6, 15-6
10-23-76	CMSU	2-1		11-15, 15-8, 15-7
10-22-77	Kansas State	3-2	A	7-15, 15-12, 15-3, 14-16, 15-11
10-10-78	Kansas State	3-1	H	12-15, 15-7, 15-8, 15-12
11-17-78	CMSU	2-1	N	15-10, 7-15, 15-3

Central Oklahoma Central Oklahoma leads 1-0

10-9-76	COU	2-1	N	9-15, 15-13, 15-11
---------	-----	-----	---	--------------------

Chicago State Kansas State leads 2-0

8-30-91	Kansas State	3-0	H	15-1, 15-2, 15-2
8-31-91	Kansas State	3-0	H	15-1, 15-5, 15-2

Colorado Colorado leads 26-23

10-25-86	Kansas State	3-0	N	15-5, 15-5, 15-1
10-10-87	Kansas State	3-0	A	15-6, 15-13, 15-10
10-16-87	Kansas State	3-1	H	15-9, 15-9, 11-15, 15-9
10-7-88	Colorado	3-0	H	15-7, 15-13, 15-7
11-4-88	Colorado	3-1	A	12-15, 15-4, 15-13, 15-8
10-13-89	Colorado	3-0	H	15-4, 15-6, 15-9
11-10-89	Colorado	3-0	A	15-3, 15-3, 15-7
10-19-90	Colorado	3-0	H	15-4, 15-9, 15-2
11-16-90	Colorado	3-0	A	15-12, 15-2, 17-15
10-19-91	Colorado	3-0	H	15-11, 15-5, 15-2
11-22-91	Colorado	3-0	A	15-11, 15-8, 15-5
10-17-92	Colorado	3-0	A	15-5, 15-6, 15-13
11-21-92	Colorado	3-1	H	15-5, 15-3, 10-16, 15-10
9-22-93	Colorado	3-0	A	15-3, 15-9, 15-6
10-23-93	Colorado	3-0	H	15-7, 15-2, 15-7
10-1-94	Colorado	3-0	A	15-6, 15-9, 15-6
11-19-94	Colorado	3-0	H	15-8, 15-10, 15-12
9-30-95	Kansas State	3-1	H	15-10, 15-11, 15-15, 15-4
11-18-95	Colorado	3-0	A	15-12, 15-8, 15-6
9-27-96	Kansas State	3-2	A	15-10, 4-15, 10-15, 15-10, 15-9
11-16-96	Colorado	3-1	H	16-14, 13-15, 15-3, 15-7
9-26-97	Colorado	3-1	H	15-12, 8-15, 15-12, 15-12
11-15-97	Colorado	3-0	A	15-9, 15-3, 16-14
11-7-98	Kansas State	3-1	A	15-11, 15-11, 14-16, 15-9
11-27-98	Colorado	3-1	H	15-13, 9-15, 16-14, 15-8
10-2-99	Kansas State	3-1	A	15-9, 15-10, 13-15, 15-2
11-3-99	Colorado	3-2	H	8-15, 5-15, 15-11, 15-12, 16-14
10-11-00	Kansas State	3-0	H	15-8, 15-12, 15-9
11-18-00	Kansas State	3-0	A	15-13, 15-11, 15-4
10-6-01	Colorado	3-1	A	30-20, 27-30, 30-28, 31-29
11-10-01	Kansas State	3-1	H	27-30, 30-25, 30-26, 30-18
10-12-02	Kansas State	3-1	H	30-23, 30-24, 17-30, 30-23
10-26-02	Kansas State	3-0	A	30-22, 30-19, 33-31
10-18-03	Kansas State	3-0	H	30-25, 30-21, 30-17

11-1-03	Kansas State	3-1	A	30-24, 20-30, 30-26, 30-22
9-15-04	Colorado	3-0	A	23-30, 28-30, 26-30
11-10-04	Kansas State	3-1	H	30-31, 30-11, 27-30, 30-19
10-12-05	Colorado	3-2	A	30-14, 30-25, 25-30, 28-30, 15-5
11-16-05	Kansas State	3-2	H	18-30, 30-21, 28-30, 30-23, 18-16
10-7-06	Colorado	3-0	H	31-29, 30-28, 34-32
11-1-06	Colorado	3-2	A	27-30, 37-35, 33-31, 23-30, 15-12
9-22-07	Kansas State	3-2	A	30-24, 24-30, 27-30, 30-27, 15-12
11-17-07	Kansas State	3-0	H	30-17, 30-26, 30-16
9-20-08	Kansas State	3-0	H	25-15, 25-16, 25-19
11-12-08	Kansas State	3-1	A	23-25, 25-20, 25-18, 27-25
10-21-09	Kansas State	3-1	A	25-19, 19-25, 25-21, 25-17
11-21-09	Kansas State	3-0	H	25-21, 25-15, 25-16
9-22-10	Colorado	3-2	A	22-25, 25-21, 25-14, 21-25, 10-15
11-27-10	Kansas State	3-2	H	25-22, 20-25, 25-22, 23-25, 15-7

Eastern Washington				Kansas State leads 2-0			
9-10-94	Kansas State	3-2	N	15-13, 5-15, 15-5, 8-15, 15-2			
9-12-97	Kansas State	3-0	N	15-6, 16-14, 15-10			

Emporia State				Kansas State leads 5-0-1			
10-18-76	Kansas State	2-1		14-16, 15-7, 13-9			
9-24-77	Tie	1-1	H	15-12, 13-15			
9-24-77	Kansas State	2-0	H	15-9, 15-8			
9-22-78	Kansas State	2-0	H	15-13, 15-8			
10-2-79	Kansas State	3-0	H	15-11, 15-6, 15-5			
9-11-81	Kansas State	2-0	H	15-8, 15-5			

Florida				Florida leads 4-0			
9-12-98	Florida	3-1	A	15-10, 15-7, 13-15, 15-10			
8-23-03	Florida	3-1	N	30-16, 30-26, 29-31, 30-22			
9-9-04	Florida	3-2	N	15-30, 30-19, 26-30, 30-27, 15-13			
12-2-05	Florida	3-0	A	30-21, 31-29, 30-25			

Florida A&M				Kansas State leads 2-0			
12-1-05	Kansas State	3-1	N	27-30, 30-14, 30-27, 30-28			
8-28-15	Kansas State	3-0	N	25-8, 25-11, 25-19			

Florida Atlantic				Kansas State leads 1-0			
9-30-03	Kansas State	3-1	N	30-17, 30-27, 27-30, 30-21			

Florida State				Kansas State leads 2-1			
9-29-03	Kansas State	3-0	A	30-19, 30-24, 30-20			
9-9-05	Kansas State	3-0	H	30-24, 30-17, 30-22			
9-10-10	Florida State	3-2	N	19-25, 25-19, 25-15, 20-25, 15-11			

Florissant				Florissant leads 1-0			
10-8-77	Florissant	2-0	N	16-14, 15-10			

Fort Hays State				Kansas State leads 9-5			
10-4-74	Kansas State	2-0		15-10, 15-8			
10-26-74	FHSU	2-0		15-9, 15-5			
11-16-74	Kansas State	2-0		19-17, 13-9			
10-10-75	FHSU	2-1		9-15, 15-1, 15-5			
10-11-75	FHSU	2-0		15-10, 15-4			
10-22-75	FHSU	2-0		15-12, 15-13			
11-5-75	FHSU	2-1		15-5, 14-16, 15-6			
10-6-76	Kansas State	2-0		15-11, 17-15			
10-5-77	Kansas State	3-0	H	15-10, 15-2, 15-9			
10-5-77	Kansas State	2-0	H	17-15, 15-3			
9-19-78	Kansas State	2-0	H	15-5, 15-5			
9-2-82	Kansas State	3-2	H	2-15, 15-11, 15-7, 11-15, 15-8			
9-2-83	Kansas State	3-0	A	15-13, 15-5, 15-7			
10-18-83	Kansas State	3-0	H	15-3, 15-8, 15-6			

Fresno State				Kansas State leads 2-0			
8-25-06	Kansas State	3-1	A	30-27, 24-30, 31-29, 30-24			
9-8-07	Kansas State	3-0	H	30-9, 30-19, 30-17			

George Mason				Kansas State leads 1-0			
19-9-97	Kansas State	3-0	N	15-13, 15-11, 15-10			

Georgetown				Kansas State leads 1-0			
12-4-98	Kansas State	3-0	N	15-9, 15-6, 15-7			

Georgia Southern				Kansas State leads 1-0			
9-2-11	Kansas State	3-0	H	25-19, 25-17, 25-15			

Georgia Tech				Georgia Tech leads 3-2			
9-14-02	Georgia Tech	3-1	N	28-30, 30-24, 30-26, 30-26			
9-4-10	Kansas State	3-0	H	25-23, 25-18, 25-23			
8-26-11	Georgia Tech	3-1	A	19-25, 25-15, 25-23, 27-25			
9-3-16	Kansas State	3-2	H	25-22, 27-25, 22-25, 16-25, 15-12			
9-8-17	Georgia Tech	3-2	A	25-19, 16-25, 25-21, 21-25, 14-16			

Gonzaga				Kansas State leads 1-0			
9-1-00	Kansas State	3-0	N	15-6, 15-5, 15-4			

Graceland				Series Tied 4-4			
10-19-74	Graceland	0-2		12-15, 11-13			
11-23-74	Graceland	0-2		14-16, 11-15			
10-15-75	Graceland	1-2		6-15, 15-13, 7-15			
11-1-75	Graceland	0-2		3-15, 4-15			
9-23-77	Kansas State	2-0	H	13-10, 15-9			
9-24-77	Kansas State	2-0	H	15-9, 15-11			
10-15-77	Kansas State	2-0	A	8-3, 12-7			
10-15-77	Kansas State	2-0	A	15-0, 15-10			

Green Bay				Kansas State leads 2-0			
8-29-14	Kansas State	3-0	A	25-20, 25-15, 25-23			
9-4-15	Kansas State	3-0	H	25-16, 25-18, 25-14			

Harris-Stowe				Kansas State leads 1-0			
10-21-79	Kansas State	2-0	N	15-1, 15-9			

Hawaii				Hawaii leads 5-1			
8-31-97	Hawaii	3-0	A	15-5, 15-3, 15-8			
8-31-01	Hawaii	3-2	A	19-30, 26-30, 30-24, 30-25, 15-8			
8-22-03	Hawaii	3-0	A	30-26, 30-23, 30-23			
8-31-07	Hawaii	3-1	A	34-32, 30-26, 25-30, 31-29			
8-28-10	Hawaii	3-0	A	25-16, 25-23, 25-20			
8-27-16	Kansas State	3-1	A	19-25, 30-28, 25-22, 25-20			

Hofstra				Kansas State leads 1-0			
9-9-11	Kansas State	3-1	N	25-20, 25-12, 16-25, 25-16			

Houston				Kansas State leads 4-3			
12-8-77	Houston	2-0	N	15-12, 15-8			
10-12-79	Houston	2-0	A	15-4, 15-5			
9-8-89	Houston	3-1	N	15-11, 15-13, 11-15, 15-11			
9-8-01	Kansas State	3-1	H	23-30, 30-24, 30-20, 30-24			
9-4-04	Kansas State	3-2	A	30-22, 25-30, 24-30, 30-25, 15-10			
9-10-05	Kansas State	3-1	H	28-30, 30-26, 30-22, 30-22			
8-28-07	Kansas State	3-0	H	30-18, 30-16, 30-23			

Idaho				Kansas State leads 2-1			
9-17-83	Idaho	3-0	N	15-10, 15-7, 15-7			
9-2-11	Kansas State	3-0	H	25-23, 25-19, 25-23			
8-26-17	Kansas State	3-0	N	25-23, 25-18, 25-15			

Illinois				Kansas State leads 1-0			
9-19-98	Kansas State	3-2	N	10-15, 15-3, 15-13, 16-18, 16-14			

Illinois-Chicago				Kansas State leads 2-1			
11-1-75	UIC	0-2		1-15, 4-15			
11-17-85	Kansas State	3-1	N	15-3, 15-9, 14-16, 15-11			
9-7-89	Kansas State	3-1	H	11-15, 15-10, 15-7, 15-7			

Illinois State				Illinois State leads 3-2			
12-8-77	Illinois State	2-0	N	15-6, 15-2			
9-30-78	Illinois State	2-0	N	15-9, 15-6			
9-28-79	Illinois State	2-0	N	15-7, 15-4			
8-29-97	Kansas State	3-1	N	15-10, 15-10, 15-17, 15-11			
8-29-15	Kansas State	3-2	N	23-25, 25-21, 25-27, 25-12, 19-17			

Indiana				Indiana leads 1-0			
9-23-88	Indiana	3-0	N	15-11, 15-9, 15-13			

Indiana State				Kansas State leads 1-0			
9-19-80	Indiana State	2-1	N	16-14, 13-15, 15-3			

Iowa				Iowa leads 4-2-1			
10-18-74	Kansas State	2-0	H	15-10, 15-4			
10-19-74	Tie	1-1		15-6, 10-15			
10-25-75	Iowa	2-0	H	15-4, 15-8			
9-24-76	Iowa	3-1	H	15-10, 15-11, 4-15, 15-10			
9-16-89	Iowa	3-0	N	15-9, 15-7, 15-6			
9-10-93	Iowa	3-0	A	15-12, 15-4, 15-8			
9-21-96	Kansas State	3-0	N	15-6, 15-11, 15-11			

Iowa State			Iowa State leads 51-41		
10-29-76	Kansas State	2-0	A		15-11, 15-8
10-28-77	Iowa State	2-1	N		9-15, 15-8, 15-13
9-23-78	Kansas State	2-0	H		15-3, 15-3
9-29-78	Kansas State	2-0	N		15-6, 15-1
10-27-78	Iowa State	2-1	N		6-15, 15-7, 16-14
9-8-79	Kansas State	2-1	H		15-7, 10-15, 16-14
9-28-79	Kansas State	2-0	N		15-13, 15-10
10-27-79	Iowa State	3-0	N		15-10, 15-6, 16-14
11-16-79	Kansas State	3-1	N		15-2, 17-15,10-15, 15-9
9-13-80	Iowa State	2-1	H		15-7, 11-15, 15-8
9-27-80	Kansas State	2-1	N		15-7, 8-15, 15-11
10-24-80	Iowa State	2-0	N		15-11, 15-13
11-7-80	Iowa State	3-0	A		15-4, 15-9, 15-4
9-26-81	Iowa State	2-1	N		15-12, 3-15, 15-3
11-7-81	Iowa State	3-1	A		9-15, 15-1, 15-9, 15-3
11-13-81	Kansas State	3-2	H		4-15,15-11,9-15,15-13, 15-1
10-16-82	Kansas State	2-0	N		15-6, 15-13
10-23-82	Kansas State	3-0	A		15-13, 15-13, 15-4
11-5-82	Iowa State	3-0	H		15-10, 15-11, 15-12
10-8-83	Iowa State	3-2	H		15-9, 15-13, 12-15, 11-15, 15-13
11-5-83	Iowa State	3-1	H		15-10, 15-2, 9-15, 15-11
11-18-83	Iowa State	3-2	A		15-11, 15-12, 5-15, 9-15, 15-8
9-28-84	Iowa State	3-1	A		15-13, 15-13, 11-15, 15-8
10-5-84	Iowa State	3-1	H		15-8, 15-10, 10-15, 15-6
11-3-84	Iowa State	3-0	A		15-4, 15-10, 15-2
10-18-85	Kansas State	3-0	H		15-9, 15-12, 15-10
11-1-85	Kansas State	3-0	A		15-6, 15-12, 15-13
11-22-85	Iowa State	3-1	N		15-11, 11-15, 15-12, 17-15
9-26-86	Iowa State	3-0	A		15-12, 15-3, 15-10
10-11-86	Kansas State	3-2	H		15-8,15-12,3-15,13-15, 15-11
9-25-87	Iowa State	3-0	A		15-13, 15-11, 17-15
10-17-87	Iowa State	3-1	H		15-11, 14-16, 15-11, 15-10
9-30-88	Iowa State	3-2	A		15-12, 14-16, 6-15, 18-16, 15-9
10-14-88	Kansas State	3-1	H		17-15,15-12,13-15,15-11
9-29-89	Iowa State	3-1	A		15-10, 15-11, 11-15, 15-7
10-20-89	Iowa State	3-2	H		15-9, 12-15, 15-8, 11-15, 15-9
10-5-90	Iowa State	3-2	A		15-4, 13-15, 15-6, 15-17, 15-7
11-2-90	Iowa State	3-0	H		15-10, 16-14, 15-12
10-4-91	Iowa State	3-0	H		15-4, 15-6, 15-7
11-2-91	Iowa State	3-0	A		15-7, 15-5, 15-8
10-3-92	Iowa State	3-0	A		17-15, 15-7, 15-11
10-14-92	Iowa State	3-1	H		8-15, 15-9, 15-6, 15-9
11-3-93	Iowa State	3-1	H		13-15, 15-12, 15-11, 15-15
11-20-93	Iowa State	3-0	A		15-7, 15-11, 16-14
10-19-94	Iowa State	3-0	A		15-4, 15-8, 15-7
11-9-94	Iowa State	3-0	H		15-10, 15-7, 15-12
10-4-95	Iowa State	3-2	A		5-15, 15-9, 12-15, 16-14, 15-12
10-25-95	Iowa State	3-2	H		5-15, 15-10, 12-15, 15-10, 15-13
10-18-96	Kansas State	3-0	H		15-8, 15-12, 15-10
11-30-96	Kansas State	3-0	A		15-12, 15-2, 15-11
10-17-97	Kansas State	3-0	A		15-7, 15-7, 15-6
11-29-97	Kansas State	3-0	H		15-4, 15-3, 15-8
10-9-98	Kansas State	3-0	H		15-2, 15-1, 15-10
11-14-98	Kansas State	3-0	H		15-9, 15-1, 15-4
9-29-99	Kansas State	3-0	H		15-2, 15-3, 15-6
11-6-99	Kansas State	3-0	A		16-14, 15-5, 15-10
9-13-00	Kansas State	3-0	A		15-6, 15-5, 15-9
10-21-00	Kansas State	3-0	H		15-2, 15-6, 15-1
10-10-01	Kansas State	3-1	A		30-16, 27-30, 30-24, 30-26
11-3-01	Kansas State	3-0	H		30-16, 30-26, 30-30
9-25-02	Kansas State	3-0	A		30-25, 30-24, 31-29
11-2-02	Kansas State	3-0	H		30-12, 30-19, 30-20
10-22-03	Kansas State	3-1	A		25-30, 30-20, 30-20, 30-19
11-5-03	Kansas State	3-0	H		30-18, 30-16, 30-17
10-2-04	Kansas State	3-2	H		30-22, 37-39, 30-32, 30-13, 15-9
11-3-04	Kansas State	3-1	A		30-26, 25-30, 30-20, 25-30
10-8-05	Kansas State	3-0	H		30-27, 30-19, 30-23
11-2-05	Kansas State	3-2	A		26-30, 30-27, 26-30, 30-24, 15-12
9-27-06	Iowa State	3-2	H		30-19, 21-30, 29-31, 30-26, 15-11
10-25-06	Iowa State	3-1	A		30-28, 30-25, 20-30, 30-25
10-13-07	Kansas State	3-0	A		30-24, 30-25, 30-27
10-27-07	Kansas State	3-1	H		30-24, 30-26, 20-30, 35-33
10-22-08	Iowa State	3-2	A		20-25, 25-14, 13-25, 25-21, 15-8
11-26-08	Iowa State	3-0	H		25-19, 25-17, 25-16
9-26-09	Iowa State	3-0	A		25-15, 25-22, 25-23
11-14-09	Iowa State	3-0	H		25-19, 25-19, 25-10
10-13-10	Iowa State	3-0	A		25-20, 25-22, 25-16
10-27-10	Iowa State	3-0	H		25-14, 30-28, 25-15
10-5-11	Iowa State	3-0	H		27-25, 25-21, 25-23
11-16-11	Iowa State	3-0	A		25-23, 25-21, 25-14
10-3-12	Kansas State	3-0	H		25-15, 27-25, 25-17
11-14-12	Iowa State	3-1	A		25-14, 23-25, 25-18, 25-15
10-9-13	Iowa State	3-0	A		26-24, 25-19, 25-18
10-13-13	Kansas State	3-0	H		25-21, 25-16, 25-23
10-8-14	Kansas State	3-1	H		25-23, 25-12, 23-25, 25-14
11-5-14	Iowa State	3-0	A		25-23, 25-23, 25-23
10-7-15	Iowa State	3-0	A		25-22, 25-20, 25-22

10-1-97	Kansas State	3-0	A	15-12, 15-10, 15-0
11-5-97	Kansas State	3-2	H	15-3, 15-17, 15-7, 9-15, 15-13
9-26-98	Kansas State	3-1	H	14-16, 15-3, 15-5, 15-10
10-30-98	Kansas State	3-0	A	15-13, 15-12, 15-4
10-13-99	Kansas State	3-1	H	15-11, 10-15, 15-8, 15-9
11-21-99	Kansas State	3-2	A	9-15, 15-10, 4-15, 15-10, 15-11
10-4-00	Kansas State	3-0	H	15-6, 17-15, 15-13
11-11-00	Kansas State	3-0	A	15-12, 15-8, 15-1
10-3-01	Kansas State	3-0	H	30-27, 30-21, 30-27
10-31-01	Kansas State	3-0	A	30-18, 30-21, 30-23
10-16-02	Kansas State	3-0	A	30-27, 30-25, 30-22
11-27-02	Kansas State	3-0	H	30-27, 30-27, 30-14
9-17-03	Kansas State	3-0	H	30-20, 30-24, 30-22
10-29-03	Kansas State	3-2	A	28-30, 28-30, 30-27, 30-22, 15-10
10-6-04	Kansas State	3-2	A	30-19, 23-30, 30-25, 22-30, 15-12
10-30-04	Kansas State	3-0	H	30-20, 30-19, 30-28
10-5-05	Kansas State	3-0	A	30-25, 30-24, 30-23
11-5-05	Kansas	3-1	H	28-30, 30-24, 30-21, 30-25
10-11-06	Kansas	3-1	A	26-30, 30-28, 30-28, 30-20
11-25-06	Kansas State	3-0	H	30-16, 30-14, 30-28
9-12-07	Kansas State	3-0	A	30-20, 30-21, 30-25
11-14-07	Kansas State	3-1	H	211-30, 30-26, 30-14, 30-26
10-1-08	Kansas State	3-2	A	22-25, 25-19, 25-18, 18-25, 15-9
11-1-08	Kansas State	3-1	H	25-17, 25-17, 23-25, 25-14
10-17-09	Kansas	3-0	H	25-21, 25-21, 25-22
11-11-09	Kansas	3-0	A	25-19, 25-19, 25-23
9-15-10	Kansas State	3-1	H	25-15, 25-20, 23-25, 31-29
11-24-10	Kansas State	3-2	A	25-23, 30-28, 21-25, 21-25, 15-6
10-19-11	Kansas State	3-1	A	19-25, 25-21, 25-20, 25-12
11-23-11	Kansas State	3-1	H	19-25, 25-18, 26-24, 28-26
10-17-12	Kansas	3-1	A	26-28, 25-15, 28-26, 25-20
11-7-12	Kansas	3-1	H	13-25, 28-26, 26-24, 27-25
10-2-13	Kansas	3-0	H	31-29, 26-24, 25-19
11-16-13	Kansas	3-1	A	19-25, 26-24, 25-14, 25-18
10-1-14	Kansas State	3-2	A	25-19, 23-25, 14-25, 25-22, 15-8
11-12-14	Kansas	3-0	H	25-22, 25-22, 25-21
9-23-15	Kansas	3-1	A	25-23, 19-25, 25-22, 25-21
11-25-15	Kansas	3-1	H	25-22, 25-27, 25-15, 25-16
10-12-16	Kansas	3-0	A	25-15, 25-20, 25-23
11-2-16	Kansas	3-2	H	25-18, 26-28, 25-22, 21-25, 15-11
9-24-17	Kansas	3-2	H	25-20, 21-25, 22-25, 25-15, 16-14
11-8-17	Kansas	3-1	A	14-25, 25-21, 25-15, 25-22

Kansas State-Kansas Series Notes

K-State at home: 28-19*
K-State on the road: 29-16*
K-State at neutral sites: 4-8*
Fritz vs. KU: 19-15
Longest K-State win streak: 20 (1995-2005)
Longest K-State losing streak: 10 (1989-1993)
Last K-State win: 2014 (3-2)
Last K-State loss: 2017 (3-1)
Last K-State home win: 2011 (3-1)
Last K-State home loss: 2017 (3-2)
Last K-State road win: 2014 (3-2)
Last K-State road loss: 2017 (3-1)
Two Sets: 7-13-1
Three Sets: 31-13
Four Sets: 12-17
Five Sets: 13-9

Kansas City JC	Kansas City JC leads 1-0
11-8-75	Kansas City JC 0-2 6-15, 4-15

Kentucky	Kentucky leads 2-0
9-11-09	Kentucky 3-1 H 25-19, 21-25, 25-23, 25-15
9-12-10	Kentucky 3-2 A 19-25, 25-23, 25-16, 20-25, 15-8

Liberty	Kansas State leads 1-0
9-12-08	Kansas State 3-1 H 25-10, 22-25, 25-22, 25-12

Lipscomb	Kansas State leads 2-0
9-1-06	Kansas State 3-0 H 30-13, 30-19, 30-10
12-2-16	Kansas State 3-0 H 28-26, 25-15, 26-24

Long Beach State	LBSU leads 3-0
9-15-89	LBSU 3-0 A 15-3, 15-5, 15-5
9-1-95	LBSU 3-1 A 10-15, 15-8, 15-5, 15-10
9-1-99	LBSU 3-0 A 15-12, 15-13, 15-12

Louisiana-Monroe	Kansas State leads 4-0
10-25-85	Kansas State 2-0 N 15-10, 15-7
9-5-86	Kansas State 3-1 H 13-15, 15-11, 15-10, 15-6
9-19-87	Kansas State 3-0 N 15-3, 15-4, 15-8
9-18-93	Kansas State 3-0 H 15-9, 15-9, 15-2

Louisville	Kansas State leads 3-1
10-4-86	Kansas State 3-0 N 15-8, 15-9, 15-7
12-2-99	Kansas State 3-0 N 15-1, 15-6, 15-10
9-1-07	Kansas State 3-0 N 30-27, 30-23, 30-16
8-27-11	Louisville 3-0 N 25-12, 25-21, 25-20

Loyola-Chicago	Kansas State leads 2-1
9-13-92	Loyola-Chicago 3-1 A 15-5, 15-9, 13-15, 15-5
12-1-00	Kansas State 3-1 N 15-7, 15-4, 6-15, 15-9
9-10-16	Kansas State 3-0 H 25-19, 25-21, 25-14

Loyola Marymount	Kansas State leads 1-0
9-3-10	Kansas State 3-0 H 25-21, 25-18, 25-21

LSU	Series tied 1-1
11-5-93	LSU 3-0 A 15-9, 15-7, 15-8
9-13-03	Kansas State 3-0 H 30-15, 30-14, 30-14

Marquette	Kansas State leads 1-0
11-6-81	Kansas State 2-1 N 6-15, 16-14, 15-9

Marshall	Kansas State leads 1-0
9-12-14	Kansas State 3-1 N 25-27, 25-22, 27-25, 25-23

Maryland	Series Tied 1-1
9-19-97	Maryland 3-1 A 15-7, 7-15, 15-0, 15-5
9-3-04	Kansas State 3-0 N 30-28, 30-20, 30-25

Marymount	Kansas State leads 2-0
10-22-74	Kansas State 2-0 15-1, 15-5
9-18-78	Kansas State 3-0 N 15-11, 15-2, 15-12

Mayville State	Kansas State leads 1-0
11-22-74	Kansas State 2-0 15-11, 15-3

Memphis	Kansas State leads 1-0-1
10-20-79	Tied 1-1 N 15-7, 9-15
10-21-79	Kansas State 2-1 N 10-15, 15-4, 15-9

Miami (FL)	Series Tied 1-1
8-29-15	Miami 2-3 A 25-21, 22-25, 20-20, 20-25, 15-10
9-9-16	Kansas State 3-0 H 25-19, 25-17, 25-23

Miami (Ohio)	Kansas State leads 1-0
9-18-98	Kansas State 3-0 N 15-7, 15-8, 15-10

Michigan	Kansas State leads 4-2
9-2-01	Kansas State 3-0 N 30-25, 30-22, 30-21
12-5-02	Kansas State 3-0 H 30-26, 30-25, 35-33
8-29-03	Kansas State 3-0 N 30-22, 30-25, 30-17
8-29-09	Michigan 3-1 N 25-19, 22-25, 25-15, 26-24
9-19-14	Kansas State 3-1 A 19-25, 25-17, 25-13, 25-10
9-2-16	Michigan 3-1 H 25-21, 24-26, 25-19, 25-22

Michigan State	Michigan State leads 2-1
9-16-87	Kansas State 3-1 H 15-11, 8-15, 15-12, 17-15
9-12-92	MSU 3-2 N 15-11, 4-15, 15-7, 5-15, 15-11
9-14-02	MSU 3-1 N 31-29, 30-25, 22-30, 30-27

Middle Tennessee	Kansas State leads 2-0
9-5-14	Kansas State 3-0 H 25-21, 25-15, 25-17
9-12-15	Kansas State 3-0 A 25-12, 25-22, 25-18

Minnesota	Minnesota leads 15-3
11-22-74	Minnesota 2-0 15-4, 15-12
10-16-75	Minnesota 2-0 15-4, 15-11
11-17-77	Kansas State 2-0 N 15-8, 15-12
9-30-78	Minnesota 2-0 N 15-6, 15-12
11-16-78	Minnesota 2-0 N 15-6, 15-11
9-27-79	Kansas State 2-0 N 15-12, 15-11
9-28-79	Minnesota 2-0 N 15-8, 15-9
11-16-79	Minnesota 3-1 N 15-9, 15-7, 6-15, 15-9
9-27-80	Minnesota 2-0 N 15-7, 15-7
10-18-80	Minnesota 2-1 A 15-4, 15-17, 15-10
9-25-81	Minnesota 2-0 N 15-6, 15-9
10-10-81	Minnesota 3-1 N 15-10, 15-11, 15-17, 15-0
11-6-82	Minnesota 3-1 A 15-13, 13-15, 15-3, 15-13
9-8-90	Minnesota 3-1 N 8-15, 16-14, 15-6, 15-12
9-10-04	Minnesota 3-2 A 30-28, 26-30, 26-30, 30-27, 15-13
9-10-05	Minnesota 3-1 H 30-25, 30-22, 26-30, 30-25
8-28-09	Minnesota 3-2 N 25-19, 25-16, 29-31, 24-26, 15-11
9-14-12	Minnesota 3-2 N 13-25, 25-22, 16-25, 25-19, 15-7

Mississippi	Kansas State leads 2-1
12-8-77	Kansas State 2-0 N 15-13, 15-4
9-10-88	Kansas State 3-1 N 15-9, 10-15, 15-8, 15-8
11-6-93	Mississippi 3-0 N 15-5, 15-8, 15-11

Mississippi State	Kansas State leads 1-0
9-9-16	Kansas State 3-1 H 25-16, 24-26, 28-26, 25-16

Missouri	Kansas State leads 42-33
11-22-74	Missouri 2-1 15-5, 14-16, 15-12
11-1-75	Missouri 2-0 15-8, 15-10
10-30-76	Missouri 2-1 N 3-15, 15-6, 15-4
10-28-77	Missouri 2-0 N 15-11, 15-6
11-5-77	Kansas State 2-0 N 15-8, 15-12
9-26-78	Kansas State 2-0 H 15-11, 16-14
10-27-78	Missouri 2-1 N 1-15, 15-7, 15-6
11-16-78	Kansas State 2-1 N 9-15, 15-6, 15-5
9-15-79	Kansas State 2-1 H 15-7, 11-15, 15-4
10-26-79	Missouri 2-0 N 15-13, 15-12
11-15-79	Kansas State 3-1 N 15-8, 15-5, 10-15, 15-12
10-25-80	Missouri 2-1 N 9-15, 15-4, 15-11
9-11-81	Missouri 2-0 H 15-10, 15-11
11-6-81	Missouri 2-0 N 15-13, 15-13
9-24-82	Missouri 3-1 H 15-7, 15-2, 10-15, 15-12
10-7-82	Missouri 3-0 A 17-15, 15-0, 16-14
10-12-83	Missouri 3-0 H 15-9, 15-9, 15-10
10-21-83	Missouri 3-0 A 17-15, 15-4, 15-6
10-9-84	Missouri 3-0 A 15-6, 15-3, 15-9
10-20-84	Missouri 3-1 H 15-3, 15-12, 2-15, 15-5
10-9-85	Missouri 3-2 A 15-9, 0-15, 15-10, 13-15, 15-2
11-15-85	Kansas State 3-0 H 15-10, 15-12, 15-10
9-6-86	Kansas State 3-1 H 15-7, 2-15, 15-13, 15-4
10-10-86	Missouri 3-2 H 12-15, 15-10, 15-10, 10-15, 15-7
11-12-86	Missouri 3-0 A 15-12, 15-13, 15-13
10-22-87	Kansas State 3-1 A 15-12, 15-12, 10-15, 15-12
11-13-87	Missouri 3-2 H 6-15, 8-15, 15-13, 15-5, 16-14
10-12-88	Missouri 3-1 A 15-9, 11-15, 16-14, 15-8
11-11-88	Kansas State 3-1 H 4-15, 15-8, 15-13, 19-17
10-10-89	Kansas State 3-2 A 7-15, 8-15, 15-4, 15-10, 15-1
10-28-89	Kansas State 3-1 H 15-13, 15-8, 14-16, 15-9
10-20-90	Kansas State 3-0 H 15-11, 15-8, 15-5
11-13-90	Kansas State 3-2 A 15-4, 12-15, 10-15, 15-10, 15-9
10-24-91	Kansas State 3-1 A 8-15, 15-11, 15-3, 15-8
11-16-91	Missouri 3-2 H 11-15, 16-14, 14-16, 15-9, 15-10
10-7-92	Missouri 3-0 A 15-5, 15-12, 15-12
10-28-92	Missouri 3-0 H 15-9, 15-4, 15-7
10-20-93	Missouri 3-2 H 16-14, 12-15, 15-10, 12-15, 15-12
11-10-93	Missouri 3-0 A 15-8, 15-3, 15-8
10-8-94	Kansas State 3-1 A 15-17, 15-7, 15-10, 15-7
10-29-94	Kansas State 3-1 H 15-9, 10-15, 15-7, 15-12
10-21-95	Kansas State 3-0 H 15-7, 15-5, 15-5
11-12-95	Kansas State 3-0 A 15-4, 15-7, 15-9
10-19-96	Kansas State 3-0 H 15-5, 15-8, 15-4
11-29-96	Kansas State 3-0 A 15-10, 15-5, 15-7
10-18-97	Kansas State 3-0 A 15-7, 16-14, 15-8
11-28-97	Kansas State 3-0 H 15-8, 15-6, 15-6
10-10-98	Kansas State 3-0 A 15-13, 15-8, 15-4
11-13-98	Kansas State 3-1 H 10-15, 15-12, 15-13, 15-8
10-6-99	Kansas State 3-0 A 17-15, 15-11, 15-8
11-13-99	Kansas State 3-0 H 15-8, 15-7, 15-6
9-30-00	Missouri 3-0 A 15-9, 15-13, 17-15
11-8-00	Kansas State 3-0 H 15-7, 15-6, 15-11
9-26-01	Kansas State 3-2 H 30-22, 19-30, 30-25, 23-30, 15-13
11-21-01	Kansas State 3-0 A 30-26, 30-23, 30-19
10-23-02	Kansas State 3-0 H 31-29, 30-27, 39-37
11-6-02	Kansas State 3-0 A 30-26, 30-24, 30-28
10-8-03	Kansas State 3-2 H 30-23, 28-30, 30-28, 28-30, 15-10

11-12-03	Kansas State	3-2	A	27-30, 19-30, 31-29, 30-20, 15-9
9-25-04	Kansas State	3-0	A	30-26, 35-33, 30-24
11-27-04	Kansas State	3-0	H	30-28, 30-25, 30-22
9-24-05	Missouri	3-0	A	30-19, 30-20, 30-26
10-26-05	Missouri	3-2	H	28-30, 26-30, 30-23, 30-25, 15-11
9-20-06	Missouri	3-1	H	30-22, 30-27, 29-31, 30-25
10-21-06	Missouri	3-2	A	30-26, 26-30, 30-22, 27-30, 15-12
9-26-07	Kansas State	3-0	H	30-21, 30-20, 30-20
10-24-07	Kansas State	3-0	A	30-23, 30-19, 30-27
10-8-08	Kansas State	3-1	H	23-25, 25-22, 25-23, 25-22
11-19-08	Kansas State	3-2	A	21-25, 25-19, 12-25, 25-20, 15-12
10-14-09	Kansas State	3-1	H	25-21, 18-25, 25-20, 25-22
10-28-09	Missouri	3-0	A	25-20, 25-20, 25-21, 25-18
9-25-10	Missouri	3-1	H	25-19, 20-25, 25-14, 25-16
10-30-10	Missouri	3-0	A	25-12, 25-17, 25-21
9-28-11	Kansas State	3-2	A	31-33, 25-20, 25-21, 19-25, 15-12
10-26-11	Kansas State	3-2	H	21-25, 25-13, 25-16, 21-25, 15-11

9-8-91	Nebraska	3-0	H	15-5, 15-2, 15-10
9-14-91	Nebraska	3-0	A	15-7, 15-7, 15-6
10-12-91	Nebraska	3-0	A	15-3, 15-9, 15-7
10-21-92	Nebraska	3-0	H	15-2, 15-4, 15-5
11-18-92	Nebraska	3-0	A	15-2, 15-6, 15-7
9-29-93	Nebraska	3-0	A	15-5, 15-7, 15-9
10-27-93	Nebraska	3-0	H	15-5, 15-5, 15-7
10-12-94	Nebraska	3-1	H	13-15, 15-2, 15-5, 15-6
11-2-94	Nebraska	3-0	A	15-8, 15-11, 15-3
11-11-95	Nebraska	3-0	H	15-4, 15-6, 15-8
11-1-95	Nebraska	3-0	A	15-4, 15-9, 15-5
9-28-96	Nebraska	3-2	A	9-15, 15-5, 9-15, 15-4, 15-11
11-15-96	Nebraska	3-1	H	15-12, 15-12, 7-15, 15-12
9-27-97	Nebraska	3-1	H	14-16, 15-7, 15-7, 15-11
11-14-97	Nebraska	3-0	A	15-11, 15-4, 16-14
11-6-98	Nebraska	3-0	A	15-8, 15-10, 16-14
11-28-98	Nebraska	3-0	H	15-3, 15-12, 15-7
9-22-99	Kansas State	3-2	A	9-15, 14-16, 18-16, 15-7, 17-15
10-30-99	Nebraska	3-0	H	15-9, 15-10, 15-6
10-18-00	Nebraska	3-0	A	15-9, 15-6, 15-8
11-25-00	Nebraska	3-2	H	15-10, 9-15, 14-16, 15-6, 15-12
10-1-01	Nebraska	3-0	H	30-28, 30-27, 30-27, 30-20
10-27-01	Nebraska	3-0	A	30-24, 30-13, 30-23
12-1-01	Nebraska	3-1	H	30-25, 28-30, 30-26, 30-19
9-18-02	Nebraska	3-0	H	30-26, 30-16, 30-27
11-30-02	Nebraska	3-0	A	30-20, 30-21, 30-19
10-11-03	Kansas State	3-2	A	30-22, 30-26, 19-30, 23-30, 15-8
11-15-03	Kansas State	3-1	H	30-28, 29-31, 30-26, 30-25
10-13-04	Nebraska	3-1	H	28-30, 30-21, 30-25, 30-23
11-6-04	Nebraska	3-0	A	30-27, 30-24, 30-13
10-19-05	Nebraska	3-0	H	30-20, 30-17, 30-18
11-19-05	Nebraska	3-1	A	30-16, 32-34, 30-15, 30-26
10-4-06	Nebraska	3-0	A	30-17, 30-22, 30-17
10-28-06	Nebraska	3-0	H	30-21, 30-24, 30-22
10-3-07	Nebraska	3-0	A	30-16, 30-16, 30-25
11-3-07	Nebraska	3-2	H	24-30, 27-30, 32-30, 30-28, 15-10
9-17-08	Nebraska	3-1	H	25-18, 21-25, 25-22, 25-19
11-8-08	Nebraska	3-0	A	25-23, 25-22, 25-17
10-10-09	Nebraska	3-0	A	25-13, 25-19, 25-18
11-25-09	Nebraska	3-0	H	32-30, 26-24, 25-22
10-16-10	Nebraska	3-0	H	25-19, 25-21, 25-18
10-11-10	Nebraska	3-0	A	25-9, 27-25, 25-23
12-2-11	Kansas State	3-2	A	25-22, 22-25, 31-29, 22-25, 15-11
9-15-17	Nebraska	3-0	N	25-22, 25-11, 25-16

Kansas State-Nebraska Series Notes
K-State at home: 1-38
K-State on the road: 3-34
K-State at neutral sites: 0-7
Fritz vs. Nebraska: 3-20

Nebraska JV				Series tied 1-1
11-13-76	Nebraska JV	2-0	A	15-6, 15-6
11-4-78	Kansas State	2-0	N	15-5, 17-15

Nebraska-Kearney				UNK leads 4-1
10-4-74	UNK	2-1		11-15, 15-4, 15-7
11-21-74	UNK	2-1		1-15, 15-7, 15-9
10-10-75	UNK	2-0		15-4, 15-9
10-15-75	UNK	2-0		15-10, 15-9
9-14-79	Kansas State	2-0	H	15-8, 15-7

Nebraska Wesleyan				Kansas State leads 1-0	
11-10-79	Kansas State	2-0	N	15-0, 15-0	

New Mexico				New Mexico leads 1-0		
8-31-89	UNM	3-0	H	15-8,	15-13,	15-12

New Mexico State		New Mexico State leads 1-0			
9-20-86	NMSU	3-0	A	15-10	15-2 15-5

New Orleans				Kansas State leads 1-0	
9-3-94	Kansas State	3-1	H	15-12, 12-15, 16-14, 15-5	

North Carolina				North Carolina leads 1-0	
10-2-94	UNC	3-2	N	15-9, 15-6, 10-15, 12-15, 15-11	

UNC Charlotte				Kansas State leads 1-0			
9-11-99	Kansas State	3-1	N	15-12, 15-3, 15-17, 15-3			

North Carolina State				Kansas State leads 1-0			
8-31-96	Kansas State	3-1	N	14-16, 15-13, 15-12, 15-7			

North Dakota				Kansas State leads 1-0	
10-15-77	Kansas State	2-0	N	15-10, 15-6	

North Dakota State				Kansas State leads 4-0
9-13-80	Kansas State	2-0	H	15-9, 15-2
9-12-81	Kansas State	2-0	H	15-6, 16-14
9-11-82	Kansas State	2-1	H	9-15, 15-10, 15-6
9-16-04	Kansas State	3-0	H	30-16, 30-16, 30-22

North Florida				Kansas State leads 1-0			
9-7-17	Kansas State	3-1	N	25-18, 25-19, 21-25, 25-23			

North Texas				Kansas State leads 2-1
10-13-79	NTSU	2-0	N	15-8, 15-10
9-29-84	Kansas State	3-2	N	15-10, 15-17, 12-15, 15-5, 15-6
8-25-07	Kansas State	3-0	N	30-19, 30-17, 30-6

NE Illinois				Kansas State leads 2-1
10-11-92	NE Illinois	3-1	H	15-11, 15-10, 15-17, 15-13
10-9-93	Kansas State	3-1	N	11-15, 15-10, 15-11, 15-13
9-22-95	Kansas State	3-0	H	15-0, 15-4, 15-5

Northern Colorado		Northern Colorado leads 2-1-1		
9-22-78	Tied	1-1	H	11-15, 15-7
9-23-78	NCU	2-0	H	15-6, 15-7
9-15-79	NCU	2-0	H	15-7, 15-8
10-15-82	Kansas State	2-1	N	15-4, 12-15, 15-12

Northern Illinois				Kansas State leads 4-0
9-9-83	Kansas State	2-1	H	15-6, 13-15, 15-7
9-20-85	Kansas State	3-2	N	15-13, 11-15, 15-9, 10-15, 16-14
9-9-88	Kansas State	3-1	A	15-11, 15-12, 10-15, 15-13
9-10-88	Kansas State	3-0	A	15-10, 15-8, 15-8

Northern Iowa			Kansas State leads 7-4-1	
9-24-77	Kansas State	2-0	H	15-6, 15-8
11-17-78	UNI	2-1	N	3-15, 15-12, 15-8
10-20-79	Kansas State	2-0	N	15-11, 15-4
9-11-81	Tied	1-1	H	13-15, 15-6
9-4-91	UNI	3-0	A	15-1, 15-5, 15-8
10-23-92	UNI	3-1	H	14-16, 15-9, 15-12, 15-11
9-11-04	Kansas State	3-0	N	30-27, 30-23, 30-23
8-9-06	Kansas State	3-1	A	30-27, 30-27, 28-30, 31-29
9-7-07	Kansas State	3-0	H	30-15, 30-25, 30-23
9-12-08	Kansas State	3-0	H	25-21, 25-19, 25-18
11-28-12	UNI	3-0	N	25-18, 25-13, 25-21
9-16-17	Kansas State	3-2	N	25-22, 24-26, 29-27, 23-25, 15-6

NW Missouri State			Kansas State leads 2-0	
10-23-76	Kansas State	2-0		15-4, 15-3
9-23-78	Kansas State	2-0	H	15-5, 15-2

Northwestern				Northwestern leads 3-1
9-21-85	Northwestern	3-1	A	5-15, 15-11, 15-10, 15-6
9-6-86	Northwestern	3-1	H	15-3, 13-15, 15-2, 15-9
8-30-96	Kansas State	3-1	A	13-15, 16-14, 15-6, 15-10
9-12-98	Northwestern	3-2	N	9-15, 15-3, 1-15, 15-6, 15-12

Notre Dame				Kansas State leads 1-0
9-9-06	Kansas State	3-0	N	30-24, 30-21, 30-28

Oakland				Kansas State Leads 1-0	
8-25-12	Kansas State	3-0	H	25-18, 25-13, 25-19	

Ohio				Kansas State leads 2-0
9-2-94	Kansas State	3-2	H	11-15, 15-13, 15-6, 6-15, 15-8
12-5-03	Kansas State	3-0	H	30-17, 30-18, 31-29

Ohio State				Ohio State leads 5-1
10-13-79	Kansas State	2-0	N	17-15, 15-12
9-19-86	Ohio State	3-0	N	15-9, 15-9, 15-3
9-15-90	Ohio State	3-0	A	15-2, 15-8, 15-12
9-18-92	Ohio State	3-0	A	15-6, 15-8, 15-10
9-7-96	Ohio State	3-0	N	15-9, 15-9, 15-12
12-3-16	Ohio State	3-2	H	25-20, 25-22, 22-25, 23-25, 17-15

Oklahoma			Oklahoma leads 53-34-1		
10-4-75	Oklahoma	2-0			15-8, 15-5
11-8-75	Tied	1-1			15-11, 11-15
10-29-76	Oklahoma	2-0	N		15-9, 15-13
10-28-77	Kansas State	2-0	A		15-10, 15-8
11-12-77	Oklahoma	2-0	N		15-8, 15-13
11-12-77	Oklahoma	1-0	N		16-14
10-28-78	Kansas State	2-0	N		16-14, 15-9
11-11-78	Oklahoma	2-1	A		10-15, 15-12, 15-4
10-26-79	Oklahoma	2-0	N		15-13, 15-7
9-26-80	Oklahoma	2-0	N		17-15, 15-12
10-24-80	Oklahoma	2-0	N		15-6, 15-9
10-9-81	Oklahoma	3-1	N		14-16, 16-14, 15-11, 15-9
11-14-81	Kansas State	2-0	H		15-13, 15-3
9-16-82	Oklahoma	3-0	A		15-12, 15-8, 15-10
10-22-82	Kansas State	3-2	H		13-15, 8-15, 15-12, 15-10, 15-12
11-19-82	Oklahoma	3-1	N		15-12, 15-13, 8-15, 15-9
10-1-83	Oklahoma	3-0	A		15-11, 15-11, 15-5
10-14-83	Kansas State	2-0	N		15-12, 15-13
10-28-83	Oklahoma	3-1	H		15-13, 14-16, 15-13, 15-9
9-29-84	Oklahoma	3-1	A		15-5, 5-15, 15-3, 15-3
11-1-84	Oklahoma	3-1	H		15-6, 12-15, 15-12, 15-9
11-16-84	Oklahoma	3-1	A		12-15, 15-7, 15-9, 15-10
10-4-85	Oklahoma	3-2	H		15-7, 13-15, 15-12, 12-15, 15-12
10-24-85	Oklahoma	3-1	A		15-11, 10-15, 15-8, 15-13
10-31-86	Oklahoma	3-2	H		10-15, 15-10, 9-15, 15-7, 15-10
11-7-86	Oklahoma	3-1	A		16-14, 8-15, 15-10, 15-11
9-29-87	Oklahoma	3-0	A		15-5, 15-9, 15-0
11-15-87	Oklahoma	3-0	H		15-9, 15-6, 15-12
10-21-88	Oklahoma	3-2	A		13-15, 13-15, 15-10, 15-7, 15-12
11-12-88	Oklahoma	3-1	H		15-11, 15-5, 6-15, 15-6
10-5-89	Oklahoma	3-1	A		6-15, 15-10, 15-8, 15-4
10-21-89	Oklahoma	3-1	H		15-4, 15-7, 12-15, 15-6
9-28-90	Oklahoma	3-1	H		15-8, 3-15, 15-9, 15-11
10-27-90	Kansas State	3-1	A		15-6, 15-13, 8-15, 15-6
9-27-91	Oklahoma	3-0	A		15-7, 15-13, 15-13
10-26-91	Oklahoma	3-1	H		15-5, 9-15, 15-11, 15-11
10-10-92	Oklahoma	3-0	H		15-7, 15-13, 15-8
11-7-92	Oklahoma	3-0	A		15-4, 15-9, 15-5
10-16-93	Oklahoma	3-0	A		15-9, 15-1, 15-7
11-13-93	Oklahoma	3-0	H		15-6, 15-3, 15-5
10-22-94	Oklahoma	3-2	H		11-15, 15-5, 15-17, 15-9, 15-12
11-12-94	Oklahoma	3-0	A		15-12, 15-5, 15-8
10-7-95	Oklahoma	3-1	A		15-5, 15-8, 9-15, 16-14
10-28-95	Oklahoma	3-0	H		15-5, 15-10, 15-8
10-4-96	Kansas State	3-0	H		15-5, 15-8, 15-11
11-9-96	Kansas State	3-0	A		15-7, 15-9, 15-10
10-4-97	Oklahoma	3-2	A		15-10, 13-15, 15-12, 13-15, 15-13
11-7-97	Oklahoma	3-2	H		15-11, 13-15, 17-19, 15-6, 15-7
9-25-98	Kansas State	3-0	H		15-7, 15-10, 15-9
10-31-98	Oklahoma	3-1	A		15-13, 15-9, 4-15, 16-14
10-23-99	Kansas State	3-1	A		9-15, 15-6, 15-7, 15-8
11-24-99	Kansas State	3-1	H		15-10, 11-15, 15-13, 15-8
10-7-00	Kansas State	3-0	A		15-4, 15-9, 15-7
11-15-00	Kansas State	3-0	H		15-1, 15-2, 15-5
9-19-01	Kansas State	3-0	H		30-13, 30-16, 30-23
10-19-01	Kansas State	3-0	A		30-22, 30-18, 30-17
9-9-02	Kansas State	3-0	A		30-20, 30-20, 30-19
11-20-02	Kansas State	3-0	H		30-20, 30-25, 30-23
9-27-03	Kansas State	3-0	H		30-14, 30-27, 30-18
11-19-03	Kansas State	3-0	A		30-15, 30-22, 30-24
9-29-04	Kansas State	3-1	A		30-22, 30-20, 27-30, 30-22
11-17-04	Kansas State	3-0	H		30-17, 30-16, 30-22
9-14-05	Kansas State	3-0	A		30-22, 30-28, 30-26
11-26-05	Kansas State	3-0	H		30-17, 30-25, 30-28
10-14-06	Oklahoma	3-2	H		27-30, 30-21, 21-30, 30-27, 15-8
11-11-06	Oklahoma	3-0	A		30-24, 30-24, 30-13
9-19-07	Oklahoma	3-2	H		16-30, 30-28, 30-26, 16-30, 15-17
10-19-07	Oklahoma	3-1	A		30-27, 30-25, 26-30, 30-28
11-10-08	Kansas State	3-2	A		18-25, 22-25, 26-24, 25-20, 15-9
11-5-08	Kansas State	3-1	H		25-20, 16-25, 25-23, 25-20
9-16-09	Oklahoma	3-1	H		26-24, 24-26, 25-21, 25-15
10-31-09	Oklahoma	3-1	A		29-31, 25-20, 25-21, 25-17
10-6-10	Oklahoma	3-0	H		25-22, 25-23, 25-21
11-20-10	Oklahoma	3-1	A		25-18, 18-25, 25-16, 25-19
10-22-11	Oklahoma	3-1	A		25-20, 20-25, 25-22, 25-25

9-18-79 Kansas State 2-1 H 15-10, 12-15, 15-1

Pittsburgh					Kansas State leads 1-0				
9-11-98	Kansas State	3-0	N		15-3, 15-10, 15-9				

Portland					Kansas State leads 4-1				
9-12-91	Portland	3-0	H		15-11, 15-7, 15-10				
9-10-94	Kansas State	3-0	N		15-9, 15-12, 15-11				
9-5-08	Kansas State	3-0	A		25-15, 25-15, 28-26				
9-12-09	Kansas State	3-2	H		25-19, 25-17, 20-25, 23-25, 15-5				
8-30-13	Kansas State	3-2	N		24-26, 25-19, 25-23, 19-25, 15-11				

Principia					Principia leads 1-0				
10-6-78	Principia	2-0	N		15-3, 15-10				

Purdue					Purdue leads 3-1				
9-12-87	Purdue	3-2	N		15-12, 10-15, 15-9, 17-19, 17-15				
9-9-95	Kansas State	3-0	N		15-8, 16-14, 15-12				
8-30-08	Purdue	3-1	A		25-23, 22-25, 25-23, 25-18				
9-12-09	Purdue	3-2	H		26-24, 22-25, 25-15, 20-25, 15-12				

Regis					Regis leads 1-0				
10-18-92	Regis	3-1	A		15-8, 15-12, 9-15, 15-9				

Rhode Island					Series tied 1-1				
12-2-95	URI	3-2	N		10-15, 15-6, 15-9, 2-15, 15-13				
9-2-00	Kansas State	3-0	N		15-2, 15-1, 15-2				

Rice					Kansas State leads 5-0				
9-19-92	Kansas State	3-2	N		6-15, 6-15, 15-10, 15-8, 15-9				
9-23-95	Kansas State	3-1	H		15-1, 15-13, 10-15, 15-5				
12-2-95	Kansas State	3-1	N		7-15, 15-8, 15-11, 15-11				
8-31-96	Kansas State	3-1	N		15-6, 11-15, 15-12, 15-13				
9-6-96	Kansas State	3-0	A		15-7, 15-6, 15-13				

St. Cloud State					Kansas State leads 2-0				
11-17-77	Kansas State	3-1	N		13-15, 15-5, 15-9, 15-7				
10-18-80	Kansas State	2-0	N		15-8, 15-5				

St. Francis					Kansas State leads 1-0				
10-12-91	Kansas State	3-0	N		15-8, 15-8, 15-12				

Saint Louis					Kansas State leads 7-0				
10-8-77	Kansas State	2-0	A		15-9, 15-10				
11-7-81	Kansas State	2-0	N		15-9, 17-15				
9-20-84	Kansas State	3-0	A		15-4, 15-2, 15-4				
9-19-85	Kansas State	3-0	A		15-4, 15-8, 15-6				
9-5-92	Kansas State	3-0	H		15-9, 15-8, 15-7				
8-27-05	Kansas State	3-0	N		30-22, 30-18, 30-21				
9-21-13	Kansas State	3-1	N		25-19, 25-11, 20-25, 29-27				

Saint Mary's (CA)					Kansas State leads 2-0				
9-17-11	Kansas State	3-1	A		25-21, 22-25, 25-20, 25-14				
9-6-12	Kansas State	3-0	H		25-20, 25-18, 27-25				

Sacramento State					Kansas State leads 1-0				
9-15-11	Kansas State	3-1	N		17-25, 25-22, 25-20, 25-11				

San Diego					San Diego leads 2-0				
12-4-97	San Diego	3-1	N		11-15, 15-10, 15-7, 15-6				
8-29-10	San Diego	3-1	N		22-25, 25-16, 25-22, 25-15				

San Francisco					Kansas State leads 1-0				
8-30-97	Kansas State	3-0	N		15-8, 15-7, 15-2				

Santa Clara					Santa Clara leads 3-0				
8-26-06	Santa Clara	3-0	N		30-23, 32-30, 30-23				
12-5-08	Santa Clara	3-2	N		25-22, 25-20, 19-25, 16-25, 15-13				
9-12-13	Santa Clara	3-0	N		25-18, 25-17, 25-17				

Seattle					Kansas State leads 1-0				
9-12-15	Kansas State	3-0	N		25-22, 25-20, 25-23				

Sherbrooke					Sherbrooke leads 1-0				
10-29-93	Sherbrooke	3-2	N		15-9, 13-15, 13-15, 15-13, 15-10				

Siena					Kansas State leads 1-0				
9-7-13	Kansas State	3-0	H		25-11, 25-20, 25-15				

Simpson					Kansas State leads 2-0				
10-15-77	Kansas State	2-0	N		15-4, 15-1				
11-8-80	Kansas State	3-1	N		15-6, 13-15, 15-2, 15-7				

South Carolina					Series tied 1-1				
9-13-96	Kansas State	3-0	H		15-7, 15-7, 15-5				
9-20-97	USC	3-2	N		15-8, 3-15, 13-15, 15-13, 15-11				

South Dakota					Kansas State leads 4-0				
9-9-83	Kansas State	2-0	H		15-5, 15-3				
9-8-09	Kansas State	3-1	H		25-22, 25-15, 23-25, 25-14				
9-1-10	Kansas State	3-1	H		22-25, 25-19, 25-18, 25-19				
8-30-14	Kansas State	3-0	N		25-9, 25-20, 25-16				

South Dakota State					Kansas State leads 4-0				
11-21-74	Kansas State	2-1	N		14-16, 15-10, 15-3				
9-21-05	Kansas State	3-0	H		30-18, 30-17, 30-26				
9-10-11	Kansas State	3-0	N		25-18, 25-21, 25-15				
9-16-14	Kansas State	3-0	H		25-18, 25-18, 25-17				

South Florida					Kansas State leads 2-1				
9-13-02	South Florida	3-1	A		24-30, 30-25, 30-24, 30-28				
9-12-03	Kansas State	3-0	H		30-15, 30-18, 30-21				
9-6-08	Kansas State	3-1	N		25-13, 23-25, 25-18, 25-18				

SE Louisiana					Kansas State leads 1-0				
9-15-95	Kansas State	3-1	N		15-11, 11-15, 15-8, 15-9				

SE Missouri State					Kansas State leads 3-0				
10-6-78	Kansas State	2-0	N		15-5, 15-5				
9-22-79	Kansas State	2-0	N		15-6, 15-5				
9-6-13	Kansas State	3-0	H		25-23, 25-17, 25-15				

Southern Illinois					Series tied 2-2				
10-9-82	SIU	3-1	N		11-15, 15-9, 15-3, 15-12				
9-21-85	SIU	3-1	N		10-15, 17-15, 15-12, 15-5				
9-6-13	Kansas State	3-0	H		25-13, 25-18, 25-17				
9-12-14	Kansas State	3-0	A		25-22, 25-19, 25-16				

Southern Mississippi					Kansas State leads 2-0				
9-16-95	Kansas State	3-0	N		15-8, 15-12, 15-10				
9-17-16	Kansas State	3-1	N		25-23, 25-18, 23-25, 25-15				

Stephen F. Austin					Kansas State leads 2-1				
9-10-89	Kansas State	3-0	H		15-6, 15-12, 16-14				
9-3-94	Kansas State	3-0	H		15-11, 15-6, 15-11				
9-16-95	SFA	3-1	A		15-10, 11-15, 16-14, 15-4				

Syracuse					Kansas State leads 2-1				
9-4-99	Kansas State	3-0	A		15-6, 16-14, 15-7				
9-1-12	Kansas State	3-0	N		25-17, 25-14, 25-16				
9-1-17	Syracuse	3-1	H		17-25, 25-18, 25-22, 25-18				

Tabor					Kansas State leads 6-0				
10-11-74	Kansas State	2-0			15-1, 15-2				
10-11-74	Kansas State	2-0			15-3, 15-1				
10-22-74	Kansas State	2-0			15-10, 15-5				
11-11-75	Kansas State	2-0			15-7, 14-12				
9-22-76	Kansas State	3-2			15-6, 13-15, 15-1, 7-15, 15-8				
9-18-78	Kansas State	3-1	H		13-15, 15-7, 15-11, 15-5				

TCU					Kansas State leads 7-5				
10-13-12	Kansas State	3-0	A		25-20, 25-18, 25-19				
11-10-12	Kansas State	3-0	H		25-17, 25-16, 26-24				
10-5-13	Kansas State	3-2	H		25-20, 21-25, 21-25, 25-21, 15-7				
11-27-13	TCU	3-0	A		25-23, 25-21, 25-22				
10-15-14	Kansas State	3-0	A		25-18, 25-21, 25-21				
11-22-14	Kansas State	3-0	H		27-25, 25-14, 27-25				
10-3-15	TCU	3-2	A		25-23, 25-19, 21-25, 17-25, 15-9				
10-31-15	Kansas State	3-1	H		25-23, 25-17, 21-25, 25-22				
10-8-16	Kansas State	3-1	H		33-31, 21-25, 25-18, 25-15				
11-9-16	TCU	3-0	A		25-20, 25-12, 25-22				
10-4-17	TCU	3-1	A		28-30, 25-17, 31-29, 25-21				
11-11-17	TCU	3-2	H		22-25, 25-14, 25-20, 17-25, 16-14				

Kansas State-TCU Series Notes
K-State at home: 5-1
K-State on the road: 2-4
Fritz vs. TCU: 7-5
Longest K-State win streak: 3 (2012-13)
Longest K-State losing streak: 3 (2016-pres.)
Last K-State win: 2016 (3-1)
Last K-State loss: 2017 (3-2)
Last K-State home win: 2016 (3-1)
Last K-State home loss: 2017 (3-2)
Last K-State road win: 2014 (3-0)
Last K-State road loss: 2017 (3-1)
Three Sets: 4-2
Four Sets: 2-1
Five Sets: 1-2

Tennessee					Tennessee leads 1-0				
10-17-81	Tennessee	2-0	N		15-6, 15-5				

Tennessee State				Kansas State leads 2-0			
8-29-08	Kansas State	3-0	N	25-14, 25-18, 25-16			
9-3-16	Kansas State	3-0	H	25-17, 25-6, 25-22			

10-5-16	Kansas State	3-0	A	25-18, 25-19, 25-20
11-26-16	Kansas State	3-0	H	25-16, 25-21, 25-17
10-7-17	Kansas State	3-2	H	25-15, 23-25, 17-25, 25-18, 15-11
10-28-17	Texas Tech	3-2	A	25-18, 17-25, 17-25, 25-23, 15-12

Kansas State-Texas Tech Series Notes

K-State at home: 21-1
K-State on the road: 14-8
K-State at neutral sites: 2-2
Fritz vs. Tech: 29-5
Longest K-State win streak: 15 (2005-2012)
Longest K-State losing streak: 2 (1999-2000)
Last K-State win: 2017 (3-2)
Last K-State loss: 2017 (3-2)
Last K-State home win: 2017 (3-2)
Last K-State home loss: 2004 (3-2)
Last K-State road win: 2016 (3-0)
Last K-State road loss: 2017 (3-2)
Two Sets: 2-1
Three Sets: 18-0
Four Sets: 10-5
Five Sets: 7-5

Texas Wesleyan	Kansas State leads 1-0
10-8-76	Kansas State 2-0 N 15-8, 15-8

Toledo	Kansas State leads 2-1
9-14-90	Kansas State 3-0 N 15-13, 15-7, 15-12
9-4-92	Toledo 3-1 H 15-11, 12-15, 15-12, 15-7
9-10-99	Kansas State 3-0 N 15-10, 15-13, 15-9

Tulane	Kansas State leads 1-0
9-20-80	Kansas State 2-1 N 7-15, 15-3, 15-12

Tulsa	Kansas State leads 25-2
11-9-74	Tulsa 2-0 15-4, 15-4
10-4-75	Kansas State 2-0 15-7, 15-2
10-9-76	Kansas State 2-1 N 16-18, 15-9, 15-3
11-12-77	Kansas State 2-0 N 15-8, 15-10
11-11-78	Kansas State 2-0 N 15-6, 15-4
10-15-82	Kansas State 2-0 N 15-4, 15-7
10-15-83	Kansas State 2-0 N 16-14, 15-4
10-13-84	Kansas State 3-2 N 11-15, 12-15, 15-7, 15-10, 15-7
11-9-84	Kansas State 3-1 H 12-15, 15-11, 15-4, 15-12
11-10-84	Kansas State 3-0 H 15-10, 15-4, 15-11
10-11-85	Kansas State 3-0 N 15-2, 15-4, 15-6
11-16-85	Kansas State 3-1 N 15-13, 4-15, 15-12, 15-8
10-25-86	Kansas State 3-1 N 7-15, 15-11, 15-4, 15-4
9-19-87	Kansas State 3-1 N 15-3, 15-7, 6-15, 15-7
10-31-87	Kansas State 3-0 N 15-7, 16-14, 15-4
10-22-88	Kansas State 3-0 A 15-9, 15-3, 15-8
9-2-89	Kansas State 3-1 H 13-15, 15-8, 15-4, 15-11
10-4-89	Kansas State 3-0 A 15-10, 15-10, 15-3
9-1-90	Kansas State 3-0 H 15-12, 15-13, 15-3
10-26-90	Kansas State 3-2 A 15-6, 13-15, 14-16, 15-10, 15-13
9-7-91	Kansas State 3-1 H 15-10, 15-9, 7-15, 15-5
9-26-91	Tulsa 3-0 A 15-7, 15-11, 15-5
11-8-92	Kansas State 3-1 A 15-11, 15-6, 8-15, 15-7
9-3-93	Kansas State 3-2 H 12-15, 15-8, 12-15, 15-11, 15-9
11-30-07	Kansas State 3-0 H 30-24, 30-20, 30-23
9-13-12	Kansas State 3-0 A 25-19, 25-22, 25-18
9-10-13	Kansas State 3-1 H 14-25, 25-23, 25-22, 25-16

UC Irvine	Kansas State leads 2-1
9-28-84	UC-Irvine 3-0 N 16-14, 15-7, 15-11
9-4-08	Kansas State 3-1 N 27-29, 25-15, 25-23, 25-22
8-24-12	Kansas State 3-0 H 25-10, 25-18, 25-12

UC Santa Barbara	UC Santa Barbara leads 1-0
9-16-89	UCSB 3-0 N 15-11, 15-7, 15-6

UCF	Kansas State leads 2-0
10-10-81	Kansas State 3-2 N 15-13, 10-15, 15-11, 4-15, 15-7
9-6-14	Kansas State 3-0 H 25-18, 25-23, 26-24

UCLA	UCLA leads 4-0
9-13-91	UCLA 3-1 N 15-6, 15-4, 14-16, 15-4
9-1-01	UCLA 3-1 N 30-25, 25-30, 30-25, 30-16
9-2-07	UCLA 3-1 N 30-20, 30-25, 19-30, 30-27
8-27-10	UCLA 3-0 N 26-24, 25-18, 25-19

UMKC	Kansas State leads 31-3
10-15-74	Kansas State 2-1 15-6, 9-15, 15-9
9-28-76	UMKC 2-1 15-3, 11-15, 15-10
10-6-76	UMKC 2-0 15-9, 15-13
9-23-77	Kansas State 2-0 H 16-14, 15-8
10-15-77	UMKC 2-1 N 15-10, 3-15, 15-12
11-3-77	Kansas State 2-0 A 15-10, 15-4
9-26-78	Kansas State 2-1 H 11-15, 15-12, 15-8
10-20-79	Kansas State 2-0 N 15-13, 15-7
9-11-81	Kansas State 2-0 H 15-9, 15-4
9-10-82	Kansas State 2-0 H 15-6, 15-13
10-22-83	Kansas State 3-0 A 15-5, 15-12, 16-14
9-2-87	Kansas State 3-0 H 15-0, 15-1, 15-1
10-31-87	Kansas State 3-0 N 15-0, 15-0, 15-0 (forfeit)
8-31-88	Kansas State 3-0 A 15-8, 15-3 15-7
9-20-88	Kansas State 3-0 H 15-13, 15-5, 15-2
9-26-89	Kansas State 3-1 H 15-13,12-15, 15-5, 15-9
10-25-89	Kansas State 3-1 A 14-16,15-10,15-13,15-9
9-4-90	Kansas State 3-0 A 15-4, 15-9, 15-13
10-12-90	Kansas State 3-0 H 15-10, 15-3, 15-7
9-23-91	Kansas State 3-0 A 15-6, 15-4, 15-12
10-31-91	Kansas State 3-0 H 15-12, 15-0, 15-6
9-17-93	Kansas State 3-1 H 15-5, 15-8, 15-15
10-1-93	Kansas State 3-1 H 4-15, 15-9, 15-10, 15-9
9-18-94	Kansas State 3-0 A 15-13, 15-11, 15-5
10-26-94	Kansas State 3-0 H 15-4, 15-7, 15-10
9-27-95	Kansas State 3-0 A 15-12, 15-9, 15-0
9-13-96	Kansas State 3-0 H 15-6, 15-3, 15-2
9-7-98	Kansas State 3-0 H 15-6, 15-1, 15-5
9-9-03	Kansas State 3-0 H 15-7, 15-10, 15-4
9-1-09	Kansas State 3-1 H 30-9, 30-12, 30-14
9-28-10	Kansas State 3-2 H 25-13, 16-25, 25-14, 25-16
9-16-16	Kansas State 3-1 N 25-23, 20-25, 22-25, 25-11, 15-10
9-12-17	Kansas State 3-1 H 25-18, 25-16, 25-27, 25-17
	21-25, 25-11, 25-18, 25-18

UNLV	Kansas State leads 2-0
8-31-13	Kansas State 3-2 A 25-27, 25-19, 25-19, 21-25, 15-13
9-5-15	Kansas State 3-0 H 25-20, 25-17, 25-22

USC	USC leads 2-0
12-8-77	USC 2-0 N 15-1, 15-1
12-3-04	USC 3-0 A 30-19, 30-25, 30-19

Utah	Kansas State leads 1-0
12-5-14	Utah 3-0 N 25-16, 25-16, 25-17

Utah State	Kansas State leads 5-0
9-2-95	Kansas State 3-0 N 15-4, 15-11, 15-5
9-1-00	Kansas State 3-2 N 11-15, 15-11, 15-4, 15-17, 15-7
9-6-03	Kansas State 3-1 N 30-22, 30-26, 20-30, 30-28
9-2-05	Kansas State 3-2 N 30-28, 24-30, 31-29, 28-30, 15-8
9-8-12	Kansas State 3-0 H 25-22, 25-23, 25-18

Utah Valley	Kansas State leads 1-0
9-16-11	Kansas State 3-0 N 25-14, 25-20, 25-16

Valparaiso	Kansas State leads 2-0
9-22-84	Kansas State 3-0 N 15-3, 15-4, 15-10
9-28-95	Kansas State 3-1 H 15-5, 17-19, 15-12, 15-3

VCU	Kansas State leads 2-0
9-10-10	Kansas State 3-0 N 25-18, 30-28, 26-24
9-11-15	Kansas State 3-1 N 25-17, 19-25, 25-10, 25-18

Virginia Tech	Kansas State leads 2-0
9-23-94	Kansas State 3-0 N 15-11, 15-12, 15-7
9-9-00	Kansas State 3-0 H 15-2, 15-4, 15-7

Washburn	Kansas State leads 5-0
10-9-74	Kansas State 2-0 15-8, 15-7
10-22-74	Kansas State 2-1 5-15, 15-7, 15-7
9-27-77	Kansas State 3-0 H 15-10, 15-6, 15-6
9-17-81	Kansas State 2-0 H 15-1, 15-4
10-11-91	Kansas State 3-1 N 15-12, 9-15, 15-4, 15-8

Washington	Kansas State leads 1-0
9-16-83	Kansas State 3-1 N 16-14, 12-15, 15-8, 15-10

Washington State	Washington State leads 4-1
9-11-93	WSU 3-0 N 15-11, 15-5, 15-4
12-8-96	WSU 3-0 A 15-6, 16-14, 15-12
9-2-00	WSU 3-2 A 7-15, 15-9, 14-16, 15-13, 15-5
9-9-01	Kansas State 3-0 H 30-27, 30-15, 30-21
12-6-02	WSU 3-1 H 30-22, 21-30, 30-22, 31-29

Waterloo	Waterloo leads 1-0
9-29-78	Waterloo 2-0 N 16-14, 15-6

Weber State	Kansas State leads 2-0
9-3-99	Kansas State 3-0 N 15-3, 15-10, 15-7
9-4-09	Kansas State 3-0 N 25-22, 25-22, 25-17

West Texas State	Series Tied 2-2
9-19-80	WTSU 2-1 N 16-14, 16-18, 15-8
10-15-83	Kansas State 2-0 N 15-11, 15-11
10-12-84	WTSU 3-0 N 15-5, 15-3, 15-7
10-25-85	Kansas State 2-0 N 15-4, 15-4

West Virginia	Kansas State leads 8-4
9-27-12	Kansas State 3-0 H 25-8, 25-19, 25-17
10-24-12	Kansas State 3-0 A 25-15, 25-16, 25-19
9-27-13	West Virginia 3-1 A 25-16, 18-25, 25-22, 25-22
11-9-13	Kansas State 3-0 H 25-13, 25-15, 25-14
10-25-14	Kansas State 3-2 A 27-29, 25-23, 25-21, 23-25, 15-12
11-29-14	West Virginia 3-2 H 25-20, 25-21, 14-25, 21-25, 15-13
10-10-15	Kansas State 3-0 H 25-20, 25-20, 25-23
10-28-15	Kansas State 3-0 A 25-17, 25-20, 25-22
10-22-16	Kansas State 3-2 H 25-12, 21-25, 26-24, 20-25, 15-8
11-9-16	Kansas State 3-2 A 26-24, 25-19, 22-25, 22-25, 15-10
10-21-17	West Virginia 3-2 A 16-25, 25-19, 25-22, 19-25, 15-11
11-27-17	West Virginia 3-0 H 25-22, 27-25, 25-18

Kansas State-West Virginia Series Notes

K-State at home: 4-2
K-State on the road: 4-2
Fritz vs. West Virginia: 8-4
Longest K-State win streak: 4 (2015-16)
Longest K-State losing streak: 2 (2017-pres.)
Last K-State win: 2016 (3-2)
Last K-State loss: 2017 (3-0)
Last K-State home win: 2016 (3-2)
Last K-State home loss: 2017 (3-0)
Last K-State road win: 2016 (3-2)
Last K-State road loss: 2017 (3-2)
Three Sets: 5-1
Four Sets: 0-1
Five Sets: 3-2

Western Illinois	Western Illinois leads 3-0
11-7-80	WIU 3-2 N 15-12, 7-15, 13-15, 15-6, 15-4
11-8-80	WIU 3-1 N 4-15, 16-14, 15-13, 15-7
9-11-92	WIU 3-2 N 16-14, 15-7, 12-15, 11-15, 15-12

Western Michigan	Kansas State leads 1-0
8-31-02	Kansas State 3-0 N 30-26, 30-24, 30-27

Wichita State	Kansas State leads 38-16
10-25-74	Kansas State 2-1 15-10, 9-15, 15-12
11-6-74	Kansas State 2-0 15-9, 15-9
10-22-75	WSU 2-0 17-15, 15-12
11-5-75	WSU 2-0 15-7, 15-9
9-28-76	WSU 2-0 N 15-9, 15-9
10-9-76	Kansas State 2-0 N 17-15, 10-6
10-20-76	Kansas State 2-0 H 15-5, 15-9
11-9-76	WSU 2-1 A 15-10, 10-15, 15-8
9-17-77	Kansas State 3-2 A 8-15, 15-13, 13-15, 15-5, 16-14
10-11-77	Kansas State 3-1 H 15-1, 13-15, 15-7, 15-0
10-25-77	WSU 3-2 A 15-10, 15-8, 7-15, 8-15, 15-13
11-5-77	Kansas State 2-0 N 15-4, 15-8
10-17-78	Kansas State 3-2 H 15-10, 4-15, 15-3, 11-15, 15-12
11-1-78	Kansas State 3-0 A 15-5, 15-8, 15-13

9-26-79	Kansas State 2-0 H 15-9, 15-4
10-17-79	Kansas State 3-0 A 15-11, 15-8, 15-7
10-14-80	Kansas State 2-0 H 15-6, 15-4
10-27-80	Kansas State 2-0 A 15-7, 15-13
9-8-83	Kansas State 3-0 H 15-11, 15-12, 16-14
9-9-83	Kansas State 2-0 H 16-14, 15-11
9-8-84	Kansas State 3-0 A 15-0, 15-9, 15-3
9-14-84	Kansas State 3-1 H 15-9, 15-11,10-15, 15-7
11-10-84	Kansas State 3-0 H 15-11, 15-11, 15-13
9-13-85	Kansas State 3-0 H 15-3, 15-2, 15-9
10-11-85	Kansas State 3-1 A 15-4, 14-16, 15-7, 15-4
10-19-85	Kansas State 3-0 H 15-10, 15-5, 15-4
9-13-86	Kansas State 3-2 H 16-14, 10-15, 12-15, 15-2, 15-13
10-24-86	Kansas State 3-2 A 12-15, 15-0, 15-12, 13-15, 15-13
10-7-87	Kansas State 3-0 N 15-8, 15-8, 15-8
10-30-87	Kansas State 3-1 A 15-7, 8-15, 15-11, 15-7
9-13-88	Kansas State 3-2 H 12-15, 13-15, 15-6, 15-6, 15-3
9-27-88	WSU 3-0 A 16-14, 15-11, 15-12
9-22-89	WSU 3-0 A 15-12, 15-6, 15-10
10-24-89	Kansas State 3-2 H 17-15, 7-15, 13-15, 15-11, 15-9
9-25-90	WSU 3-1 A 15-6, 15-0, 10-15, 15-8
10-24-90	Kansas State 3-1 H 12-15, 15-11, 15-11, 15-13
9-17-91	WSU 3-1 H 15-12, 10-15, 15-7, 16-14
10-12-91	WSU 3-0 A 15-12, 15-7, 15-11
9-5-92	WSU 3-0 H 15-11, 15-2, 15-10
11-3-92	WSU 3-0 H 15-10, 15-4, 15-8
10-13-93	WSU 3-1 H 7-15, 15-7, 15-11, 15-10
10-30-93	WSU 3-0 A 15-10, 15-1, 15-6
9-28-94	Kansas State 3-0 H 15-13, 18-16, 15-9
10-15-94	WSU 3-1 A 15-13, 15-13, 11-15, 16-14
9-22-95	Kansas State 3-0 H 15-6, 15-12, 15-6
10-18-95	Kansas State 3-1 A 16-14, 15-8, 12-15, 15-5
9-10-97	Kansas State 3-0 H 15-0, 15-12, 15-3
9-15-98	Kansas State 3-0 H 15-8, 15-6, 15-2
9-3-02	Kansas State 3-0 H 30-20, 30-14, 30-21
9-7-04	Kansas State 3-1 H 30-27, 33-35, 30-23, 30-21
9-1-06	Kansas State 3-0 H 30-21, 30-28, 32-30
8-25-07	Kansas State 3-1 A 30-26, 25-30, 30-28, 30-18
9-1-11	Kansas State 3-0 N 25-18-25-22, 25-17
12-4-15	WSU 3-1 N 25-22, 17-25, 25-18, 25-20

Kansas State-Wichita St. Series Notes

K-State at home: 22-4
K-State on the road: 10-8
K-State at neutral sites: 4-2
Fritz vs. Wichita State: 5-1

William Jewell	Kansas State leads 2-0
9-30-77	Kansas State 2-0 H 16-14, 15-6
10-24-78	Kansas State 2-0 H 15-3, 15-8

William Penn



MISCELLANEOUS STREAKS

Most Matches/Single Season

- AIAW - 68 (1977)
- NCAA - 35 (1996, 2003)

Fewest Matches/Single Season

- 26 (1990)

Most Sets/Single Season

- 126 (2003, 2011)

Fewest Sets/Single Season

- 93 (1990)

Most Matches Won/Single Season

- AIAW - 49 (1977)
- NCAA - 30 (2003)

Most Matches Lost/Single Season

- AIAW - 36 (1975)
- NCAA - 25 (1993)

Highest Winning Pct./Single Season

- .857 [30-5] (2003)

Most Consecutive Matches Won

- AIAW - 13 (Sep. 24 - Oct. 8, 1977)
- NCAA - 16 (Sep. 24 - Nov. 26, 2003)

Most Consecutive Matches Lost

- AIAW - 32 (Oct. 4 - Nov. 8, 1975)
- NCAA - 16 (Oct. 9 - Nov. 20, 1993)

Longest Streak Without Losing A Match

- 19 (Sept. 17 - Oct. 8, 1977)

Longest Streak Without Winning A Match

- 36 (Oct. 4 - Nov. 8, 1975)

Most Consecutive Sets Won

- 23 (Aug. 25 - Sept. 13, 2012)

Most Consecutive Sets Lost

- 25 (Oct. 6 - Nov. 3, 2010)

HOME/AWAY/NEUTRAL

Most Home Matches/Single Season

- Won - 16 (2003)
- Lost - 10 (1992, 1993)

Most Road Matches/Single Season

- Won - 13 (1977)
- Lost - 12 (1993)

Most Neutral Matches/Single Season

- Won - 22 (1977)
- Lost - 14 (1977)

Most Consecutive Home Matches Won

- 21 (Sep. 9, 2003 - Oct. 9, 2004)

Most Consecutive Road Matches Won

- 11 (Oct. 28 - Nov. 11, 1978)

CONFERENCE

Most Conference Matches/Single Season

- Won - 18 (2003)
- Lost - 16 (2006)

Most Consecutive Conference Matches

- Won - 16 (Sep. 27 - Nov. 26, 2003)
- Lost - 30 (Oct. 26, 1991 - Oct. 1, 1994)

Most Consecutive Conference Sets

- Won - 16 (Oct. 30 - Nov. 20, 2002)
- Lost - 25 (Oct. 6 - Nov. 3, 2010)

POINTS

Most Points/Set

- 39, vs. Missouri, Oct. 23, 2002

Fewest Points Allowed/Set

- 0 (12 times)
- Last: at Kansas, Oct. 1, 1997

Fewest Points Allowed/Set (Rally Scoring)

- 6 (2 times)
- Last: vs. Tennessee State, Sept. 3, 2016

Most Points Scored/Match

- Three-Set Match - 100
vs. Missouri, Oct. 23, 2002
[31-29, 30-27, 39-37]
- Four-Set Match - 119, 3 times
at Texas Tech, Nov. 22, 2006
[29-31, 30-24, 30-21, 30-18]
- Five-Set Match - 138
at Colorado, Nov. 1, 2006
[27-30, 37-35, 33-31, 23-30, 15-12]

Fewest Points Allowed/Match

- Three-Set Match - 2
vs. UMKC, Sept. 2, 1987
[15-0, 15-1, 15-1]
- Four-Set Match - 23
vs. Wichita State, Oct. 11, 1977
[15-1, 13-15, 15-7, 15-0]
- Five-Set Match - 45, three times
at Missouri, Oct. 10, 1989
[7-15, 8-15, 15-4, 15-10, 15-1]

Fewest Points Allowed/Match (Rally Scoring)

- Three-Set Match - 35
vs. UMKC, Sept. 9, 2003
[30-9, 30-12, 30-14]
- Four-Set Match - 68
vs. UMKC, Sept. 1, 2009
[25-13, 16-25, 25-14, 25-16]
- Five-Set Match - 86
vs. Texas Tech, Oct. 20, 2012
[25-13, 25-14, 20-25, 23-25, 15-9]

Fewest Points Allowed/Conference Match

- 8, vs. Oklahoma, Nov. 15, 2000
[15-1, 15-2, 15-5]

Fewest Points Allowed/Conference Match (Rally Scoring)

- 44, vs. West Virginia, Sept. 27, 2012
[25-8, 25-19, 25-17]

Fewest Points Scored/Match

- 4, vs. Nebraska, Oct. 26, 1977
[0-15, 1-15, 3-15]

Fewest Points Scored/Match (Rally Scoring)

- 40, at Texas, Nov. 18, 2009
[13-25, 10-25, 17-25]

SETS

THREE SETS

Most Three-Set Matches/Single Season

- 21 (2x - 1996, 2002)

Most Three-Set Matches/Single Season

- Won - 18 (2x - 2002, 2003)
- Lost - 16 (1993)

FOUR SETS

Most Four-Set Matches/Single Season

- 14 - 2016

Most Four-Set Matches/Single Season

- Won - 11 (2016)
- Lost - 8 (1992)

FIVE SETS

Most Five-Set Matches/Single Season

- 10 (2017)

Most Consecutive Five-Set Matches

- 4 (Oct. 26-Nov. 9, 2011)

Most Five-Set Matches/Single Season

- Won - 8 (2011)
- Lost - 7 (2006, 2017)



QUICK FACTS

Name.....	Ahearn Field House
Dedicated.....	December 9, 1950
Seating Capacity.....	5,000
Seasons.....	Entering 44th
All-Time Home Rec.....	372-182-5 (.670)
1974-79.....	42-8-4 (.815)
1980-89.....	72-51-1 (.585)
1990-99.....	75-53 (.586)
2000-09.....	109-36 (.752)
2010-17.....	74-34 (.685)
Record last 10 years.....	92-45 (.672)
Winning Seasons.....	33
Losing Seasons.....	7
500 Seasons.....	1
Longest Winning Streak.....	21
Sept. 9, 2003 - Oct. 9, 2004	
Longest Losing Streak.....	7
Oct. 13 - Nov. 17, 1983	
Most Wins, Season.....	16
2003	
Most Losses, Season.....	10
1992, 1993	

HOME RECORD BY COACH

BY WIN PCT...	RECORD
COACH	
Ron Spies.....	14-2-1 (.853)
1979 (1 season)	
Jim McLaughlin.....	40-11 (.784)
1997-2000 (4 seasons)	
Jim Moore.....	29-10 (.744)
1994-96 (3 seasons)	
Suzie Fritz.....	171-69 (.713)
2001-Current (17 seasons)	
Scott Nelson.....	77-56-1 (.578)
1980-1990 (11 seasons)	
Patti Hagemeyer.....	13-28 (.317)
1991-93 (3 seasons)	
Mary Phyl Dwight.....	28-6-3 (.797)*
1975-78 (4 seasons)	
Ann Heider.....	N/A*
1974 (1 season)	

BY WINS...	RECORD
COACH	
Suzie Fritz.....	171-69 (.713)
2001-Current (17 seasons)	
Scott Nelson.....	77-56-1 (.578)
1980-1990 (11 seasons)	
Jim McLaughlin.....	40-11 (.784)
1997-2000 (4 seasons)	
Jim Moore.....	29-10 (.744)
1994-96 (3 seasons)	
Mary Phyl Dwight.....	28-6-3 (.797)*
1975-78 (4 seasons)	
Ron Spies.....	14-2-1 (.853)
1979 (1 season)	
Patti Hagemeyer.....	13-28 (.317)
1991-93 (3 seasons)	
Ann Heider.....	N/A*
1974 (1 season)	

*Incomplete records for 1974-76

TEAM RECORDS

MOST KILLS/MATCH

- 3 Sets.....81
- vs. Kansas, Oct. 4, 2000
- 4 Sets.....108
- vs. CS-Northridge, Dec. 6, 1996
- 5 Sets.....97
- vs. Nebraska, Nov. 25, 2000

MOST TOTAL ATTACKS/MATCH

- 3 Sets.....186
- vs. Kansas, Oct. 4, 2000
- 4 Sets.....262
- vs. CS-Northridge, Dec. 6, 1996
- 5 Sets.....259
- vs. Nebraska, Nov. 25, 2000

HIGHEST HITTING PCT./MATCH

- 3 Sets......638
- vs. UMKC, Sept. 2, 1987
- 4 Sets......420
- vs. Mississippi St., Sept. 9, 2016
- 5 Sets......338
- vs. Drake, Sept. 15, 1984

MOST ASSISTS/MATCH

- 3 Sets.....76
- vs. Kansas, Oct. 4, 2000
- 4 Sets.....95
- vs. CS-Northridge, Dec. 6, 1996
- 5 Sets.....87
- vs. Nebraska, Nov. 25, 2000

MOST SERVICE ACES/MATCH

- 3 Sets.....18
- vs. UMKC, Sept. 9, 2003
- 4 Sets.....23
- vs. Tulsa, Sept. 19, 1987
- 5 Sets.....20
- vs. Iowa State, Oct. 8, 1983

MOST DIGS/MATCH

- 3 Sets.....79
- vs. Wichita St., Sept. 22, 1995
- 4 Sets.....117
- vs. Kansas, Oct. 10, 1990
- 5 Sets.....115
- vs. Kansas, Nov. 20, 1987

MOST TOTAL BLOCKS/MATCH

- 3 Sets.....16
- vs. Missouri St., Sept. 5, 2012
- 4 Sets.....21.5
- vs. Texas, Sept. 29, 2001
- 5 Sets.....20.5
- vs. Oklahoma, Oct. 4, 1985

INDIVIDUAL RECORDS

MOST KILLS/MATCH

- 3 Sets.....Liz Wegner, 34
- vs. Colorado, Oct. 11, 2000
- 4 Sets.....Kathy Saxton, 35
- vs. Toledo, Sept. 4, 1992
- 5 Sets.....Shawnee Call, 33
- vs. Kansas, Sept. 30, 1987

MOST TOTAL ATTACKS/MATCH

- 3 Sets.....Liz Wegner, 66
- vs. Kansas, Oct. 4, 2000
- 4 Sets.....Dawn Cady, 86
- vs. Baylor, Oct. 20, 1999
- 5 Sets.....Liz Wegner, 82
- vs. Texas A&M, Oct. 14, 2000

HIGHEST HITTING PCT./MATCH

- 3 Sets.....Helen Bundy, .917
- vs. Bethel, Sept. 18, 1984
- 4 Sets.....Kelsey Chipman, .706
- vs. Bakersfield, Sept. 8, 2008
- 5 Sets.....Renee Whitney, .706
- vs. North Texas, Sept. 29, 1984

MOST ASSISTS/MATCH

- 3 Sets.....Disney Bronnenberg, 68
- vs. Colorado, Oct. 11, 2000
- 4 Sets.....Devon Ryning, 88
- vs. CS-Northridge, Dec. 4, 1996
- 5 Sets.....Disney Bronnenberg, 86
- vs. Nebraska, Nov. 25, 2000

MOST SERVICE ACES/MATCH

- 3 Sets.....2x, Last: Kristi Jacquart, 8
- vs. UMKC, Sept. 20, 1988
- 4 Sets.....2x, Lynda Harshbarger, 9
- vs. Mississippi, Sept. 10, 1988
- 5 Sets.....Sharon Ridley, 7
- vs. Iowa State, Oct. 8, 1983

MOST DIGS/MATCH

- 3 Sets.....22, 3x
- Last: Laura Downey-Wallace
- vs. Texas A&M, Nov. 26, 2003
- 4 Sets.....Kersten Kober, 32
- vs. KU, Nov. 25, 2015
- 5 Sets.....Lauren Mathewson, 41
- vs. Texas A&M, Nov. 4, 2009

MOST BLOCK SOLOS/MATCH

- 3 Sets.....Valerie Kastens, 4
- vs. Nebraska, Nov. 19, 1988
- 4 Sets.....Jill Dugan, 5
- vs. Iowa State, Oct. 14, 1992
- 5 Sets.....Shawnee Call, 8
- vs. Wichita State, Oct. 24, 1986

MOST BLOCK ASSISTS/MATCH

- 3 Sets.....Jill Dugan, 11
- vs. Kansas, Oct. 5, 1994
- 4 Sets.....Val Wieck, 13
- vs. Colorado, Oct. 27, 1998
- 5 Sets.....2x, Last: Kate DeClerk, 11
- vs. Oklahoma, Oct. 22, 1994

YEAR-BY-YEAR

Year	Record	Att.	Avg.
1974	N/A	---	---
1975	N/A	---	---
1976	N/A	---	---
1977	14-3-1	---	---
1978	14-3-2	---	---
1979	14-2-1	---	---
1980	4-5	---	---
1981	9-8-1	---	---
1982	7-4	---	---
1983	8-6	---	---
1984	9-5	---	---
1985	9-3	---	---
1986	7-5	---	---
1987	6-4	---	---
1988	7-3	---	---
1989	6-8	---	---
1990	5-5	---	---
1991	5-8	---	---
1992	4-10	---	---
1993	4-10	3,104	222
1994	7-4	5,191	472
1995	10-3	13,421	1,032
1996	12-3	20,576	1,372
1997	10-4	22,205	1,586
1998	10-3	19,595	1,507
1999	8-3	21,381	1,944
2000	12-1	19,447	1,496
2001	13-2	28,160	1,877
2002	11-3	10,901	779
2003	16-0	31,223	1,951
2004	10-3	18,892	1,453
2005	10-5	17,958	1,197
2006	7-4	11,244	803
2007	12-4	19,959	1,247
2008	11-3	21,189	1,514
2009	7-8	27,032	1,802
2010	8-7	29,232	1,949
2011	10-3	18,655	1,555
2012	12-3	27,343	1,823
2013	10-2	26,573	2,214
2014	9-4	30,759	2,366
2015	9-2	22,362	2,033
2016	13-4	36,063	2,121
2017	3-9	20,183	1,682

TOP 25 HOME CROWDS

Rk	Opponent	Date	Att.
1.	Nebraska	11/15/03	5,287
2.	Nebraska	11/25/00	5,225
3.	Nebraska	10/30/99	5,122
4.	Nebraska	9/27/97	5,035
5.	Kansas	10/13/99	5,011
6.	Nebraska	11/15/96	4,958
7.	Texas A&M	11/17/01	4,889
8.	Kansas	9/26/98	4,568
9.	Texas A&M	10/16/99	4,505
10.	Kansas	10/2/96	4,327
11.	Kansas	11/8/95	4,271
12.	Colorado	10/18/03	4,218
13.	Texas	10/18/14	3,927
13.	Missouri	9/25/10	3,695
14.	Nebraska	10/1/01	3,612
15.	Texas	9/1/16	3,469
16.	Kansas	9/24/17	3,325
17.	Colorado St.	9/13/03	3,323
18.	Nebraska	11/3/07	3,254
19.	Kansas	11/25/15	3,247
20.	Kansas	9/15/10	3,160
21.	Texas Tech	10/19/13	3,113
22.	Nebraska	10/19/05	3,107
23.	Kansas	10/2/13	3,046
24.	Texas	10/6/12	3,044
25.	Kansas	10/17/09	3,030



TEAM RECORDS

MOST KILLS/MATCH

- 3 Sets 75
Nebraska, Nov. 14, 1997
- 4 Sets 100
Colorado, Nov. 27, 1998
- 5 Sets 100
Missouri, Oct. 20, 1998

MOST ATTACK ERRORS/MATCH

- 3 Sets 40
Missouri, Nov. 6, 2002
- 4 Sets 55
Colorado, Nov. 7, 1998
- 5 Sets 50
Nebraska, Sept. 22, 1999

MOST TOTAL ATTACKS/MATCH

- 3 Sets 178
Nebraska, Nov. 14, 1997
- 4 Sets 254
Colorado, Nov. 7, 1998
- 5 Sets 271
Nebraska, Sept. 22, 1999

HIGHEST HITTING PCT./MATCH

- 3 Sets538
Long Beach State, Sept. 15, 1989
- 4 Sets449
at Texas, Nov. 19, 2016
- 5 Sets **.342**
Kansas, Sept. 24, 2007

MOST ASSISTS/MATCH

- 3 Sets 66
Arkansas, Sept. 17, 1998
- 4 Sets 90
Colorado, Nov. 27, 1998
- 5 Sets 93
Illinois, Sept. 19, 1998

MOST SERVICE ACES/MATCH

- 3 Sets 15
Nebraska, Sept. 28, 1983
- 4 Sets 2x, 18
Last: Oklahoma, Sept. 28, 1984
- 5 Sets 30
Iowa State, Oct. 8, 1983

MOST SERVICE ERRORS/MATCH

- 3 Sets 20
Toledo, Sept. 10, 1997
- 4 Sets 2x, 21
Toledo, Sept. 4, 1992
Colorado, Nov. 16, 1996
- 5 Sets 29
Wisconsin, Sept. 8, 1995

MOST DIGS/MATCH

- 3 Sets 84
Baylor, 11/28/15
- 4 Sets 110
2x, Last: Kansas, 11/25/15
- 5 Sets 115
Purdue, Sept. 12, 1987

MOST TOTAL BLOCKS/MATCH

- 3 Sets 21.5
Brigham Young, Dec. 5, 1998
- 4 Sets 24.0
Texas, Oct. 23, 1998
- 5 Sets 25.0
Nebraska, Sept. 22, 1999

INDIVIDUAL RECORDS

MOST KILLS/MATCH

- 3 Sets 25
Mira Topic (Texas), Oct. 9, 2004
- 4 Sets 35
Nancy Ma, CS-Northridge; Dec. 4, 1996
- 5 Sets 40
Patrice Arrington (Oklahoma), Oct. 4, 1997

MOST TOTAL ATTACKS/MATCH

- 3 Sets **54**
Mary-Kate Marshall (Oregon St.), Aug. 26, 2017
- 4 Sets 85
Nancy Ma (CS-Northridge), Dec. 4, 1996
- 5 Sets 93
Kelly Johnson (Texas Tech), Oct. 30, 2002

HIGHEST HITTING PCT./MATCH

Minimum 10 attacks

- 3 Sets800
Jing Ding (Louisville), Dec. 2, 1999
- 4 Sets **.714**
Camryn Freiberg (Baylor), Oct. 14, 2017
- 5 Sets733
Sylvie Roberge (Colorado), Nov. 3, 1999

MOST ASSISTS/MATCH

- 3 Sets 58
Ning Zhao (Arkansas), Sept. 17, 1998
- 4 Sets 77
Carolyn Kittell (Oklahoma), Oct. 31, 1998
- 5 Sets 85
Melissa Beitz (Illinois), Sept. 19, 1998

MOST SERVICE ACES/MATCH

- 3 Sets 2x, 7
Last: Gloria Holcomb (Oklahoma) Nov. 7, 1992
- 4 Sets 8
Amy Bonderer (Iowa State), Nov. 5, 1983
- 5 Sets 2x, 10
Last: Amy Bonderer (Iowa State), Oct. 8, 1983

MOST DIGS/MATCH

- 3 Sets 28
Caitlin Nolan (Iowa St), 10/7/15
- 4 Sets 36
Cassie Wait (Kansas), 11/25/15
- 5 Sets 35
Shannon Ridgeway (Kansas), Nov. 20, 1987

MOST SOLO BLOCKS/MATCH

- 3 Sets 3x, 5
Last: Naaron Branson (Missouri), Sept. 30, 2000
- 4 Sets 2x, 6
Last: Nona Saldana (Wichita State), Oct. 15, 1994
- 5 Sets 6
Amy Badalich (Tulsa), Oct. 26, 1990

MOST BLOCK ASSISTS/MATCH

- 3 Sets 12
Nina Puikkonen (BYU), Dec. 5, 1998
- 4 Sets 15
Summer Jennings (Colorado St.), Dec. 3, 1999
- 5 Sets 2x; 13
Last: Mia Swanegan (WVU), Oct. 22, 2016



SPECIALTY RECORDS (SEASON)

MOST SETS PLAYED/CAREER

Rk	Player	Years	SP
1.	Angie Lastra	2004-07	465
2.	Lauren Mathewson	2007-10	464
3.	Kim Zschau	1995-98	457
4.	Katie Brand	2013-16	447
5.	Caitlyn Donahue	2009-12	446
6.	Kelle Branting	1997-00	445
7.	Val Wieck	1995-98	443
8.	Kaitlynn Pelger	2010-13	438
	Tristan McCarty	2010-13	438
10.	Yolanda Young	1993-96	430

MOST SETS PLAYED/SEASON

Rk	Player	Year	SP
1.	Laura Downey	2003	126
	Lauren Goehring	2003	126
	Gabby Guerre	2003	126
	Vali Hejjas	2003	126
	Cari Jensen	2003	126
	Kris Jensen	2003	126
	Kuulei Kabalis	2011	126
8.	Kelsey Chipman	2008	123
	Megan Farr	2008	123
	Lauren Mathewson	2008	123

MOST SETS PLAYED/CLASS

• Freshman	119	Lauren Mathewson (2007)
• Sophomore	123	Lauren Mathewson (2008)
• Junior	126	3x, Last: Kuulei Kabalis (2011)
• Senior	126	4x in 2003

TRIPLE-DOUBLES/CAREER

Rk	Player	Total	SP
1.	Kristin Martin (1986-89)	5	366
2.	Gabby Guerre (2001-04)	5	420
3.	Val Wieck (1995-98)	3	443

TRIPLE-DOUBLES/SEASON

Rk	Player	Total	SP
1.	Kristin Martin (1989)	4	108
2.	Gabby Guerre (2003)	3	126
3.	Val Wieck (1998)	2	109

20-20 DOUBLE-DOUBLES/CAREER

Rk	Player	Total	SP
1.	Dawn Cady (1986-89)	9	404
2.	Shawnee Call (1985-88)	4	394
	Kim Zschau (1995-98)	4	457
4.	Donna Lee (1982-85)	3	295
	Devon Ryning (1994-97)	3	425
	Liz Wegner (1998-01)	3	426
	Katie Brand (2013-2016)	3	447
8.	Leslie Kull (1986-89)	2	366
	Rhonda Hughes (1988-91)	2	358
	Yolanda Young (1993-96)	2	430

20-20 DOUBLE-DOUBLES/SEASON

Rk	Player	Total	SP
1.	Dawn Cady (1999)	6	109
2.	Shawnee Call (1987)	3	88
	Donna Lee (1985)	3	110
	Liz Wegner (1999)	3	109
5.	Katie Brand (2015)	2	107
	Dawn Cady (1998)	2	109
	Devon Ryning (1997)	2	110
	Kim Zschau (1997)	2	117
	Kim Zschau (1998)	2	109

DOUBLE-DOUBLES/CAREER

Rk	Player	Total	SP
1.	Kim Zschau (1995-98)	69	457
2.	Katie Brand (2013-2016)	68	447
3.	Dawn Cady (1996-99)	52	404
4.	Shawnee Call (1985-88)	46	394
5.	Liz Wegner (1998-01)	44	426
6.	Gabby Guerre (2001-04)	43	420
7.	Devon Ryning (1994-97)	38	425
8.	Mary Kinsey (1984-88)	36	391
	Disney Bronnenberg (1998-00)	36	331
10.	Renee Whitney (1983-86)	35	337
	Caitlyn Donahue (2009-12)	35	446

DOUBLE-DOUBLES/SEASON

Rk	Player	Total	SP
1.	Dawn Cady (1999)	24	109
2.	Kim Zschau (1998)	21	109
3.	Katie Brand (2015)	20	107
	Katie Brand (2014)	20	116
	Kim Zschau (1997)	20	117
6.	Kim Zschau (1996)	18	121
7.	Katie Brand (2016)	17	119
	Devon Ryning (1997)	17	110
9.	Donna Lee (1985)	16	110
	Shawnee Call (1986)	16	113
	Shawnee Call (1987)	16	88
	Caitlyn Donahue (2011)	16	120

DOUBLE-DOUBLES/CLASS

• Freshman	12	Gabby Guerre (2001)
• Sophomore	20	Katie Brand (2014)
• Junior	20	2x, Last: Katie Brand (2015)
• Senior	24	Dawn Cady (1999)

20-KILL MATCHES/CAREER

Rk	Player	Total	SP
1.	Liz Wegner (1998-01)	28	426
2.	Dawn Cady (1996-99)	26	404
3.	Shawnee Call (1985-88)	20	394
4.	Kim Zschau (1995-98)	16	457
5.	Kaitlynn Pelger (2010-13)	15	438
6.	Nataly Korobkova (2007-08)	11	236
	Yolanda Young (1993-96)	11	430
8.	Donna Lee (1982-85)	10	295
	Rita Liliom (2004-08)	10	366
	Kathy Saxton (1989-92)	10	322

20-KILL MATCHES/SEASON

Rk	Player	Total	SP
1.	Dawn Cady (1999)	14	109
2.	Kaitlynn Pelger (2011)	11	121
3.	Liz Wegner (1999)	10	109
	Liz Wegner (2000)	10	113
5.	Shawnee Call (1986)	9	113
	Shawnee Call (1987)	9	88
7.	Nataly Korobkova (2007)	8	115
	Kathy Saxton (1992)	8	104
9.	Stephanie Liester (1993)	7	88
10.	8x, Last: Rita Liliom (2008)	6	122

20-DIG MATCHES/CAREER

Rk	Player	Total	SP
1.	Angie Lastra (2004-07)	35	465
2.	Lauren Mathewson (2007-10)	25	464
3.	Laura Downey (1999-03)	21	373
4.	Kersten Kober (2013-2016)	16	425
5.	Dawn Cady (1996-99)	15	404
6.	Kim Zschau (1995-98)	11	457
7.	Lisa Mimick (1998-01)	10	395
8.	Shawnee Call (1985-88)	9	394
	Bryna Vogel (2014-17)	9	350
10.	Rhonda Hughes (1988-91)	6	358
	Donna Lee (1982-85)	6	295

20-DIG MATCHES/SEASON

Rk	Player	Total	SP
1.	Angie Lastra (2007)	15	119
2.	Laura Downey (2002)	12	102
3.	Lauren Mathewson (2010)	10	113
4.	Kersten Kober (2015)	9	107
5.	Dawn Cady (1999)	8	109
	Laura Downey (2003)	8	126
	Angie Lastra (2006)	8	114
	Lauren Mathewson (2008)	8	123
9.	Lauren Mathewson (2009)	7	112
	Lisa Mimick (2000)	7	82
	Angie Lastra (2005)	7	119

10-BLOCK MATCHES/CAREER

Rk	Player	Total	SP
1.	Helen Bundy (1983-86)	6	346
	Val Wieck (1995-98)	6	443
3.	Kelsey Chipman (2006-09)	5	423
4.	Kristi Jacquart (1984-87)	3	363
	Valerie Kastens (1985-88)	3	339
	Kaitlynn Pelger (2010-13)	3	333
	Katie Reininger (2014-2016)	3	304
8.	Natali Jones (2012-14)	2	142
	Kelle Branting (1997-00)	2	334
	Angie McKee (1989-93)	2	227
	Alex Muff (2009-12)	2	376

10-BLOCK MATCHES/SEASON

Rk	Player	Total	SP
1.	Kelsey Chipman (2007)	3	119
	Helen Bundy (1984)	3	104
	Valerie Kastens (1988)	3	100
4.	Natali Jones (2014)	2	105
	Helen Bundy (1986)	2	72
	Kristi Jacquart (1987)	2	100
	Val Wieck (1996)	2	120
	Val Wieck (1998)	2	109

DOUBLE-GRAND CLUB

Player	Kills	Digs	Assists
Mary Kinsey (1984-87)	1228	1025	---
Shawnee Call (1985-88)	1337	1174	---
Kim Zschau (1995-98)	1646	1518	---
Dawn Cady (1996-99)	1611	1258	---
Liz Wegner (1998-2001)	1907	1121	---
Gabby Guerre (2001-04)	---	1013	4,943
Caitlyn Donahue (2009-12)	---	1107	3,618
Katie Brand (2013-16)	---	1,221	4,859

QUADRUPLE-TRIPLE CLUB

Player	Year	Kills	Digs	Ast	Blks
Renee Whitney	1985	100	285	1156	104
Gabby Guerre	2003	221	294	1517	110
Stacey Spiegelberg	2006	107	249	1415	107
Katie Brand	2014	112	314	1274	104

TRIPLE-TRIPLE CLUB

Player	Year	Kills	Digs	Asts	Blks
Helen Bundy	1985	157	161	---	138
Jill Dugan	1992	205	198	---	107
Kate DeClerk	1994	215	191	---	107
Jill Dugan	1994	201	185	---	133
Valerie Kastens	1988	181	167	---	147
Renee Whitney	1984	114	304	1062	---
Kate DeClerk	1995	387	292	---	135
Kate DeClerk	1996	353	295	---	140
Val Wieck	1996	271	199	---	164
Val Wieck	1997	290	296	---	153
Val Wieck	1998	306	252	---	146
Kelle Branting	2000	329	145	---	110
Lauren Goehring	2001	223	256	---	109
Lauren Goehring	2003	403	160	---	135
Gabby Guerre	2004	184	245	1265	---
Agata Rezende	2005	440	105	---	112
Stacey Spiegelberg	2005	134	218	1482	---
Nataly Korobkova	2007	498	194	---	141
Stacey Spiegelberg	2007	123	200	1590	---
Kelsey Chipman	2009	301	114	---	131
Kaitlynn Pelger	2010	328	134	---	100
Kaitlynn Pelger	2011	500	337	---	121
Kaitlynn Pelger	2013	322	249	---	112
Katie Brand	2015	133	332	1188	---
Katie Brand	2016	130	325	1,341	---

DOUBLE-300 CLUB

Player	Year	Kills	Digs
Donna Lee	1983	323	307
Donna Lee	1985	451	352
Mary Kinsey	1985	407	337
Shawnee Call	1986	427	362
Shawnee Call	1987	379	336
Jill Dugan	1995	306	324
Kim Zschau	1996	399	386
Dawn Cady	1997	468	370
Kim Zschau	1997	476	383
Dawn Cady	1998	483	376
Kim Zschau	1998	473	455
Dawn Cady	1999	622	434
Kaitlynn Pelger	2011	500	337
Brooke Sassin	2015	378	324
Bryna Vogel	2016	324	318

1,000 KILLS CLUB

Player	Kills	SP	AVG
Liz Wegner (1998-2001)	1,907	426	4.48
Kim Zschau (1995-98)	1,646	457	3.60
Dawn Cady (1996-99)	1,611	404	3.99
Kaitlynn Pelger (2010-13)	1,511	438	3.45
Yolanda Young (1993-96)	1,394	430	3.24
Shawnee Call (1985-88)	1,337	394	3.39
Mary Kinsey (1984-88)	1,228	391	3.14
Lauren Goehring (2000-03)	1,212	419	2.89
Rita Liliom (2004-08)	1,210	366	3.31
Donna Lee (1982-85)	1,208	295	3.58
Cari Jensen (2000-03)	1,189	360	3.30
Kelle Branting (1997-00)	1,184	445	2.66
Kate DeClerk (1993-96)	1,128	428	2.64
Sandy Werner (2003-06)	1,109	376	2.95
Kylee Zumach (2014-pres.)	1,058	341	3.10
Val Wieck (1995-98)	1,056	443	2.38
Brooke Sassin (2014-16)	1,054	337	3.13
Kathy Saxton (1989-92)	1,023	322	3.18

1,000 DIGS CLUB

Player	Digs
Angie Lastra (2004-07)	2,032
Lauren Mathewson (2007-10)	1,755
Kim Zschau (1995-98)	1,578
Kersten Kober (2013-16)	1,554
Laura Downey (1999-03)	1,450
Dawn Cady (1996-99)	1,258
Katie Brand (2013-16)	1,221
Shawnee Call (1985-88)	1,174
Lisa Mimick (1998-01)	1,138
Liz Wegner (1998-01)	1,121
Caitlyn Donahue (2009-12)	1,107
Mary Kinsey (1984-87)	1,025
Gabby Guerre (2001-04)	1,013

100 ACES CLUB

Player	Aces
Mary Kinsey (1984-87)	175
Devon Rynning (1994-97)	169
Kristi Jacquart (1984-87)	167
Gabby Guerre (2001-04)	165
Angie Lastra (2004-07)	151
Jenny Jantsch (2005-08)	138
Kaitlynn Pelger (2010-13)	131
Stacey Spiegelberg (2004-07)	129
Renee Whitney (1983-86)	128
Kathy Saxton (1989-92)	120
Kristin Martin (1986-89)	118
Donna Lee (1982-85)	118
Liz Wegner (1998-01)	116
Kate DeClerk (1993-96)	115
Yolanda Young (1993-96)	112
Jill Dugan (1992-95)	108
Lynda Harshbarger (1986-89)	107
Lauren Goehring (2000-03)	106
Helen Bundy (1983-86)	105
Kelle Branting (1997-00)	104

400 BLOCKS CLUB

Player	Blocks
Val Wieck (1995-98)	583
Kelsey Chipman (2006-09)	518
Kate DeClerk (1993-96)	465
Kelle Branting (1997-00)	457
Alex Muff (2009-12)	446
Lauren Goehring (2000-03)	429
Lisa Martin (2001-04)	425
Kaitlynn Pelger (2010-13)	424
Megan Farr (2005-08)	423

1,000 POINT CLUB

Player	Points
Liz Wegner (1998-2001)	2,161.0
Kaitlynn Pelger (2010-13)	1,879.0
Kim Zschau (1995-98)	1,853.5
Dawn Cady (1996-99)	1,804.0
Yolanda Young (1993-96)	1,642.5
Shawnee Call (1985-88)	1,592.0
Lauren Goehring (2000-03)	1,556.6
Kelle Branting (1997-2000)	1,541.0
Kate DeClerk (1993-96)	1,509.5
Mary Kinsey (1984-88)	1,502.5
Val Wieck (1995-98)	1,450.5
Donna Lee (1982-85)	1,392.5
Rita Liliom (2004-08)	1,387.0
Cari Jensen (2000-03)	1,337.5
Kelsey Chipman (2006-09)	1,334.5
Sandy Werner (2003-06)	1,303.5
Kathy Saxton (1989-92)	1,287.5
Kylee Zumach (2014-pres.)	1,202.5
Jill Dugan (1992-95)	1,190.0
Brooke Sassin (2014-16)	1,179.5
Kathleen Ludwig (2009-12)	1,169.0
Lisa Martin (2001-04)	1,083.5
Nataly Korobkova (2007-08)	1,064.0
Lilla Porubek (2010-13)	1,050.0
Vali Hejjas (2003-04)	1,040.5
Bryna Vogel (2014-17)	1,016.0

TRIPLE-DOUBLES

Kristin Martin.....	5
(19k, 26a, 11d) at Drake (9/27/86)	
(16k, 33a, 10d) vs Ill./Chicago (9/7/89)	
(13k, 24a, 12d) vs Houston (9/8/89)	
(18k, 16a, 10d) vs Bowling Green (9/9/89)	
(10k, 35a, 17d) vs Wichita St. (10/24/89)	
Gabby Guerre.....	5
(11k, 11d, 44a) vs. Oklahoma (10/9/02)	
(10k, 12d, 57a) at Texas A&M (10/4/03)	
(10k, 13d, 50a) at Texas (11/29/03)	
(10k, 19d, 51a) vs. Penn State (12/12/03)	
(10k, 11d, 48a) at Iowa State (11/3/04)	
Val Wieck.....	3
(10k, 13d, 12b) vs Texas Tech (10/11/97)	
(15k, 10d, 10b) vs Colorado (11/7/98)	
(10k, 20d, 15b) vs Colorado (11/27/98)	
Katie Brand.....	1
(42a, 10d, 11b) at Michigan (9/19/14)	
Caitlyn Donahue.....	1
(10k, 48a, 16d) Missouri (26/11)	
Shawnee Call.....	1
(29k, 16d, 11b) at Wichita St (10/24/86)	
Angie McKee.....	1
(19k, 14d, 11b) vs Kansas (10/9/91)	
Devon Rynning.....	1
(10k, 61a, 22d) vs Colorado (9/30/95)	
Renee Whitney.....	1
(13k, 45a, 11d) vs N Texas St (9/29/84)	

20/20 DOUBLE-DOUBLES

Dawn Cady.....	9
(20k, 23d) at Oklahoma (10/4/97)	
(30k, 21d) at Baylor (11/21/98)	
(20k, 26d) vs Colorado (11/27/98)	
(37k, 27d) at Nebraska (9/22/99)	
(29k, 24d) at Texas (10/9/99)	
(25k, 31d) vs Texas A&M (10/16/99)	
(28k, 22d) vs Baylor (10/20/99)	
(39k, 23d) at Kansas (11/21/99)	
(28k, 23d) at Baylor (11/27/99)	
Shawnee Call.....	4
(23k, 21d) vs Kansas (11/21/86)	
(25k, 20d) vs Purdue (9/12/87)	
(33k, 33d) vs Kansas (9/30/87)	
(24k, 35d) vs Kansas (11/20/87)	
Kim Zschau.....	4
(20k, 22d) at Texas Tech (10/31/97)	
(21k, 23d) at Oklahoma (10/4/97)	
(28k, 20d) vs Illinois (9/19/98)	
(29k, 26d) vs Colorado (11/27/98)	
Donna Lee.....	3
(24k, 25d) vs Oklahoma (10/4/85)	
(29k, 30d) vs Kansas (10/5/85)	
(22k, 22d) at Wichita State (10/11/85)	
Devon Rynning.....	3
(22d, 61a, 10k) vs Colorado (9/30/95)	
(25d, 57a) vs Colorado (9/26/97)	
(23d, 36a) vs George Mason (9/19/97)	
Liz Wegner.....	3
(21k, 25d) at Nebraska (9/22/99)	
(35k, 20d) at Texas (10/9/99)	
(23k, 20d) vs Baylor (10/20/99)	
Katie Brand.....	3
(56a, 24d) vs. Illinois State (8/29/15)	
(57a, 24d) at Creighton (9/20/15)	
(49a, 21d) at Hawai'i (8/27/16)	
Leslie Kull.....	2
(26a, 20d) at Missouri (10/12/88)	
(39a, 24d) vs Wichita State (10/24/89)	
Rhonda Hughes.....	2
(25k, 24d) vs Wichita St (10/24/89)	
(20k, 23a) vs Missouri (11/16/91)	
Yolanda Young.....	2
(23k, 26d) vs Missouri (10/20/93)	
(26k, 22d) at Wichita St (10/15/94)	
Disney Bronnenberg.....	1
(72a, 24d) at Texas (10/23/98)	
Chi Dau.....	1
(21d, 60a) vs Missouri (10/20/93)	
Cindy Durham.....	1
(21k, 23d) vs Kansas (11/21/86)	
Suzanne Hagge.....	1
(23k, 26d) vs Missouri (10/20/93)	
Mary Kinsey.....	1
(20k, 28d) vs Kansas (11/20/87)	
Stephanie Liester.....	1
(30k, 26d) vs Drake (9/4/93)	
Angie McKee.....	1
(20k, 21d) vs Drake (10/14/91)	
Mary Mignano.....	1
(25a, 22d) vs Kansas (10/20/86)	
Lisa Mimick.....	1
(21k, 29d) vs Nebraska (11/25/00)	
Allison Ross.....	1
(20k, 27d) vs Texas Lutheran (10/12/84)	
Kathy Saxton.....	1

(22k, 24d) vs Kansas (10/9/91)	
Renee Whitney.....	1
(52a, 25d) vs Oklahoma (10/4/85)	

20-KILL CLUB

39	
Dawn Cady at Kansas.....	11/21/99
37	
Dawn Cady at Nebraska.....	9/22/99
35	
Kathy Saxton vs Toledo.....	9/4/92
Liz Wegner vs Baylor.....	10/9/99
34	
Liz Wegner vs Colorado.....	10/11/00
33	
Shawnee Call vs Kansas.....	9/30/87
Dawn Cady vs Illinois.....	9/19/98
32	
Kaitlynn Pelger vs Drake.....	9/12/11
30	
Kathy Saxton vs Drake.....	10/14/91
Stephanie Liester vs Drake.....	9/4/93
Dawn Cady at Baylor.....	11/21/98
Vali Hejjas at Baylor.....	11/13/04
Last 30+ Kill Match	
Kaitlynn Pelger (32), 9/12/11 vs. Drake	
29	
Donna Lee vs Kansas.....	10/5/85
Cindy Durham vs Iowa St.....	10/11/86
Shawnee Call at Wichita St.....	10/24/86
Kathy Saxton vs Michigan St.....	9/12/92
Kim Zschau vs Colorado.....	11/27/98
Dawn Cady vs UNCC.....	9/11/99
Dawn Cady vs Kansas.....	10/13/99
Dawn Cady at Texas.....	10/9/99
Liz Wegner vs Kansas.....	10/4/00
Liz Wegner vs Texas A&M.....	10/14/00

28	
Kathy Saxton vs Akron.....	9/6/92
Kim Zschau vs Oklahoma.....	11/7/97
Kim Zschau vs Illinois.....	9/19/98
Dawn Cady vs Baylor.....	10/20/99
Dawn Cady at Baylor.....	11/27/99
Liz Wegner at Colorado St.....	12/3/99
Jennifer Pollard vs Utah St.....	9/1/00
Liz Wegner vs Texas.....	9/24/00
27	
Shawnee Call vs Oral Roberts.....	9/24/86
Stephanie Liester vs UMKC.....	9/17/93
Dawn Cady vs Colorado.....	11/3/99
Dawn Cady at Colorado St.....	12/3/99
Nataly Korobkova vs Texas A&M.....	11/7/07

26	
Donna Lee vs Wisconsin.....	9/14/84
Shawnee Call vs Wichita St.....	9/13/86
Kathy Saxton vs Rice.....	9/19/92
Yolanda Young at Wichita St.....	10/15/94
Kim Zschau vs Nebraska.....	11/15/96
Yolanda Young vs CS Northridge....	12/6/96
Kim Zschau at Baylor.....	11/21/98
Liz Wegner at Colorado.....	10/2/99
Liz Wegner vs Arkansas.....	9/7/01
Liz Wegner vs Missouri.....	9/26/01
Nataly Korobkova vs Cal Poly.....	8/24/07
Kaitlynn Pelger at Missouri State.....	9/8/11
Kaitlynn Pelger at Oklahoma.....	10/22/11
Lilla Porubek vs Kansas.....	11/23/11

25	
Cindy Durham vs Kansas.....	10/20/86
Shawnee Call vs Purdue.....	9/12/87
Mary Kinsey vs Purdue.....	9/12/87
Shawnee Call vs Michigan St.....	9/16/87
Rhonda Hughes vs Wichita St.....	10/24/89
Julie James vs Drake.....	9/2/90
Kathy Saxton at Iowa St.....	10/3/92
Stephanie Liester vs Wright St.....	9/11/93
Stephanie Liester vs Oral Roberts....	9/18/93
Kim Zschau vs Kansas.....	9/26/98
Dawn Cady vs Texas A&M.....	10/16/99
Liz Wegner vs Nebraska.....	11/25/00
Liz Wegner at Texas Tech.....	9/22/01
Liz Wegner vs Arkansas.....	11/30/01
Kylee Zumach vs. Eastern Michigan.....	9/19/14

Last 25+ Kill Match

Kylee Zumach (25) vs. Eastern Michigan (9/19/14)
--

24	
Donna Lee vs Oklahoma.....	10/4/85
Cindy Durham vs Drake.....	9/12/86
Shawnee Call vs Kansas.....	10/20/86
Shawnee Call at Oklahoma.....	11/7/86
Shawnee Call vs Kansas.....	11/20/87
Betsy Berkley vs Wichita St.....	10/24/90
Angie McKee vs Washburn.....	10/11/91
Kate DeClerk vs Drake.....	12/1/95
Kim Zschau vs Texas A&M.....	11/23/96
Dawn Cady vs SW Missouri St.....	9/16/97
Liz Wegner at Texas.....	11/4/00
Cari Jensen at Pepperdine.....	12/2/00
Nataly Korobkova at Hawaii.....	8/31/07
Kaitlynn Pelger vs Creighton.....	8/30/11
Kylee Zumach at West Virginia.....	10/25/14

23	
Mary Kinsey vs North Texas.....	9/29/84
Mary Kinsey vs Missouri.....	11/15/85
Shawnee Call vs Missouri.....	10/10/86
Shawnee Call vs Kansas.....	11/21/86
Betsy Berkley vs Drake.....	10/15/89
Stephanie Liester vs NE Illinois.....	10/9/93
Yolanda Young vs Missouri.....	10/20/93
Suzanne Hagge vs Missouri.....	10/20/93
Yolanda Young vs Valparaiso.....	9/28/95
Abbie Brown vs Nebraska.....	11/15/96
Kim Zschau vs Texas Tech.....	10/11/97
Liz Wegner at Oklahoma.....	10/31/98
Liz Wegner vs Creighton.....	9/14/99
Liz Wegner vs Baylor.....	10/20/99
Liz Wegner vs Colorado.....	11/3/99
Dawn Cady at Texas A&M.....	11/17/99
Cari Jensen at Texas Tech.....	9/20/00
Cari Jensen vs Nebraska.....	11/25/00
Liz Wegner vs Loyola.....	12/1/00
Agata Rezende vs Utah State.....	9/2/05
Sandy Werner at Texas Tech.....	11/9/05
Rita Liliom vs. Florida A&M.....	12/1/05
Angie Lastra at Missouri.....	10/21/06
Rita Liliom vs. Oklahoma.....	9/19/07
Nataly Korobkova vs. Texas.....	10/6/07
Nataly Korobkova at Missouri.....	10/24/07
Rita Liliom at Baylor.....	10/25/08
Nataly Korobkova vs Texas.....	11/15/08
Kaitlynn Pelger at Missouri.....	9/28/11
Lilla Porubek vs. Oklahoma.....	11/9/11
Kaitlynn Pelger at Baylor.....	9/29/12
Kaitlynn Pelger vs. TCU.....	10/5/13
Kylee Zumach vs. Marshall.....	9/12/14

22	
Donna Lee at Wichita St.....	10/11/85
Shawnee Call vs Iowa St.....	10/11/86
Shawnee Call vs Oklahoma.....	10/31/86
Shawnee Call at Oral Roberts.....	9/18/87
Shawnee Call vs Nebraska.....	11/3/87
Shawnee Call vs Missouri.....	11/13/87
Kathy Saxton vs Kansas.....	10/9/91
Kathy Saxton vs Oklahoma.....	10/10/92
Kathy Saxton vs Northern Iowa.....	10/23/92
Stephanie Liester vs Sherbrooke....	10/29/93
Yolanda Young vs E. Washington....	9/10/94
Yolanda Young vs Colorado.....	9/30/95
Abbie Brown vs CS Northridge.....	12/6/96
Dawn Cady vs Illinois St.....	8/29/97
Dawn Cady at Boise St.....	9/13/97
Dawn Cady vs San Diego.....	12/5/97
Kim Zschau vs Wichita St.....	9/15/98
Dawn Cady vs Kansas.....	9/26/98
Kim Zschau at Oklahoma.....	10/31/98
Dawn Cady vs Creighton.....	9/14/99
Liz Wegner vs Texas A&M.....	10/16/99
Liz Wegner at Baylor.....	11/27/99
Liz Wegner at Texas Tech.....	9/20/00
Liz Wegner vs Houston.....	9/8/01
Lisa Mimick at Texas A&M.....	10/22/01
Lauren Goehring at Montana State....	9/5/03
Vali Hejjas vs Texas.....	10/15/03
Cari Jensen vs Texas.....	10/15/03
Agata Rezende vs. Missouri.....	10/26/05
Sandy Werner at Iowa State.....	11/2/05
Sandy Werner vs. Montana State.....	9/2/06
Jenny Jantsch at Northern Iowa.....	9/8/06
Nataly Korobkova vs. UCLA.....	9/2/07
Nataly Korobkova vs. Nebraska.....	11/3/07
Rita Liliom vs Oklahoma.....	11/5/08
Rita Liliom at Missouri.....	11/19/08
Julianne Chisholm at Oklahoma.....	10/31/09
Kaitlynn Pelger vs Sacramento State...	9/15/11
Kaitlynn Pelger at Nebraska.....	12/2/11
Kaitlynn Pelger vs Oregon State.....	8/25/12
Kylee Zumach vs. Texas Tech.....	11/1/14
Brooke Sassin vs. Arkansas.....	9/15/15

21	
Donna Lee at Iowa St.....	(10/8/83)
Donna Lee vs Kansas.....	(11/10/83)
Sharon Ridley vs Kansas.....	(11/10/83)

Mary Kinsey vs Southern Illinois ..	(9/21/85)
Mary Kinsey vs Oklahoma.....	(10/4/85)
Donna Lee vs Nebraska.....	(11/4/85)
Cindy Durham vs Kansas.....	(11/21/86)
Shawnee Call at Drake.....	9/26/87
Shawnee Call at Northern Illinois.....	9/9/88
Shawnee Call at Oklahoma.....	10/21/88
Rhonda Hughes vs Iowa St.....	10/20/89
Angie McKee vs Wright St.....	9/11/93
Yolanda Young vs New Orleans.....	9/3/94
Yolanda Young vs Wichita St.....	9/28/94
Yolanda Young vs Kansas.....	10/5/94
Kim Zschau vs Iowa St.....	10/4/95
Kate DeClerk vs Rhode Island.....	12/2/95
Kim Zschau vs Baylor.....	11/2/96
Kate DeClerk vs CS Northridge.....	12/6/96
Kim Zschau vs Oklahoma.....	10/4/97
Kim Zschau vs Baylor.....	11/1/97
Dawn Cady vs Miami (Ohio).....	9/18/98
Liz Wegner vs Illinois.....	9/19/98
Liz Wegner vs BYU.....	12/5/98
Liz Wegner at Nebraska.....	9/22/99
Dawn Cady at Iowa St.....	11/6/99
Jennifer Pollard vs Kansas.....	10/4/00
Liz Wegner at Texas A&M.....	11/22/00
Lisa Mimick vs Nebraska.....	11/25/00
Vali Hejjas vs. Maryland.....	9/3/04
Vali Hejjas at Iowa State.....	11/3/04
Agata Rezende at Iowa State.....	11/2/05
Sandy Werner vs. Baylor.....	11/23/05
Sandy Werner vs. Iowa State.....	9/27/06
Angie Lastra at Texas Tech.....	11/22/06
Nataly Korobkova at Oklahoma.....	10/19/07
Rita Liliom vs UC Irvine.....	9/4/08
Rita Liliom vs Cal State Bakersfield....	9/8/08
Nataly Korobkova at Baylor.....	10/25/08
Julianne Chisholm vs. South Dakota.....	9/8/09
Kaitlynn Pelger at Georgia Tech.....	8/26/11
Lilla Porubek vs. Oregon State.....	8/25/12
Bryna Vogel vs. Southern Miss.....	9/17/16
Brooke Sassin vs. TCU.....	10/8/16

20	
Donna Lee vs Drake.....	9/15/84
Allison Ross vs Texas Lutheran.....	10/12/84
Helen Bundy vs Northern Illinois.....	9/20/85
Donna Lee at Missouri.....	10/9/85
Donna Lee vs Texas Lutheran.....	10/26/85
Mary Kinsey vs Nebraska.....	11/4/85
Shawnee Call at Wichita St.....	10/30/87
Mary Kinsey vs Kansas.....	11/20/87
Linda Harshbarger vs Kansas.....	11/15/89
Rhonda Hughes at Drake.....	9/5/91
Angie McKee vs Drake.....	10/14/91
Rhonda Hughes vs Missouri.....	11/16/91
Kathy Saxton vs St. Louis.....	9/5/92
Angie McKee vs Arkansas St.....	10/30/93
Stephanie Liester vs Kansas.....	11/17/93
Yolanda Young vs Oklahoma.....	10/22/94
Yolanda Young at Iowa St.....	10/25/95
Kate DeClerk vs Rice.....	12/2/95
Dawn Cady vs Oklahoma.....	10/4/97
Dawn Cady vs Texas Tech.....	11/11/97
Kim Zschau at Texas Tech.....	10/31/97
Kim Zschau vs San Diego.....	12/5/97
Dawn Cady vs Missouri.....	11/13/98
Dawn Cady vs Colorado.....	11/27/98
Liz Wegner vs Texas A&M.....	10/24/98
Liz Wegner vs Kansas.....	10/13/99
Dawn Cady vs Oklahoma.....	10/23/99
Cari Jensen at BYU.....	9/5/00
Liz Wegner at Baylor.....	10/25/00
Cari Jensen vs Texas Tech.....	10/28/00
Lisa Mimick at Texas.....	11/7/01
Jennifer Pollard vs Texas A&M.....	11/17/01
Cari Jensen vs Missouri.....	10/23/02
Lauren Goehring at Kansas.....	10/29/03
Vali Hejjas at Colorado.....	11/1/03
Sandy Werner vs. Wichita State.....	9/7/04
Agata Rezende at Arkansas.....	9/2/05
Joy Hamlin at Arkansas.....	9/2/05
Agata Rezende vs. Minnesota.....	9/10/05
Agata Rezende at Nebraska.....	11/19/05
Joy Hamlin vs. Florida A&M.....	12/1/05
Sandy Werner at Northern Iowa.....	9/8/06
Angie Lastra at Kansas.....	10/11/06
Sandy Werner vs. Texas Tech.....	10/18/06
Sandy Werner at Missouri.....	10/21/06
Kelsey Chipman at Colorado.....	11/1/06
Rita Liliom at Hawaii.....	8/31/07
Megan Farr vs. Texas A&M.....	11/7/07
Nataly Korobkova at Kansas.....	10/1/08
Rita Liliom at Iowa State.....	10/22/08
Julianne Chisholm vs. Texas A&M.....	11/4/09
Kaitlynn Pelger at Kansas.....	11/24/10
Kaitlynn Pelger vs BYU.....	9/3/11
Lilla Porubek at Missouri.....	9/28/11
Kaitlynn Pelger vs Missouri.....	10/26/11
Kaitlynn Pelger at Baylor.....	10/29/11
Alyssa Schulteans at Creighton.....	9/20/15

Brooke Sassin vs. Illinois St.....	8/29/15
Kylee Zumach vs. Michigan.....	9/2/16
Kylee Zumach vs. Georgia Tech.....	9/3/16

Last 20+ Kill Match

Brooke Sassin (21) vs. TCU (10/8/16)

20-DIG CLUB

41

Lauren Mathewson vs. Texas A&M11/4/09

40

Mary Kinsey at Drake9/26/87

37

Kersten Kober at TCU.....10/3/15

36

Angie Lastra at Minnesota9/10/04

Angie Lastra at Baylor11/10/07

35

Shawnee Call vs Kansas11/20/87

33

Shawnee Call vs Kansas9/30/87

Angie Lastra vs. Alabama9/9/06

32

Laura Downey vs. Texas Tech10/2/02

Angie Lastra vs Nebraska11/3/07

Kersten Kober vs. KU.....11/25/15

31

Dawn Cady at Texas A&M10/16/99

Laura Downey vs. Colorado10/12/02

Angie Lastra at Iowa State11/3/04

Kersten Kober vs. Eastern Michigan.....9/19/14

30

Donna Lee vs Kansas.....10/5/85

Laura Downey vs Penn State12/12/03

Angie Lastra at Texas A&M11/24/04

Lauren Mathewson at Oklahoma ...10/11/08

Lauren Mathewson at Oklahoma.....10/31/09

Kuulei Kabalis at Baylor10/29/11

Last 30+ Dig Match

Kersten Kober (32) vs. KU (11/25/15)

29

Lisa Mimick vs Nebraska11/25/00

Angie Lastra at Texas A&M9/22/06

Angie Lastra at Oklahoma.....10/19/07

Angie Lastra vs Texas A&M11/7/07

Lauren Mathewson at Texas Tech.....11/28/09

Reilly Killeen at Texas Tech10/28/17

Bryna Vogel at Texas Tech.....10/28/17

28

Mary Kinsey vs Kansas.....11/20/87

Shawnee Call vs Missouri.....11/11/88

Kim Zschau at Colorado.....9/27/96

Jennifer Pollard at Iowa State.....10/10/01

Laura Downey at Texas Tech.....10/30/02

Sheridan Zarda at Baylor.....11/15/14

27

Allison Ross vs Texas Lutheran10/12/84

Mary Kinsey vs Kansas.....10/5/85

Val Wieck vs Oklahoma.....10/4/97

Kim Zschau vs Texas.....10/23/98

Dawn Cady at Nebraska.....9/22/99

Cari Jensen at Washington St.....9/1/00

Lauren Mathewson vs Oklahoma.....11/5/08

Lauren Mathewson at Missouri.....11/19/08

Lauren Mathewson vs. Minnesota.....8/28/09

Lauren Mathewson vs. Texas Tech.....11/3/10

Tristan McCarty vs. CSU Fullerton....8/31/13

Reilly Killeen vs Northern Iowa.....9/16/17

26

Mary Kinsey vs NE Louisiana.....9/19/87

Yolanda Young vs Missouri.....10/20/93

Suzanne Hagge vs Missouri.....10/20/93

Kim Zschau vs Colorado11/27/98

Dawn Cady vs Colorado11/27/98

Laura Downey at Missouri11/12/03

Angie Lastra vs Florida.....9/9/04

Angie Lastra vs. Utah State.....9/2/05

Angie Lastra at Fresno State.....8/25/06

Angie Lastra at Texas.....9/30/06

Lauren Mathewson vs. Florida State.....9/10/10

Lauren Mathewson at Kansas.....11/24/10

Kuulei Kabalis vs Oklahoma.....11/9/11

Kersten Kober vs. Georgia Tech.....9/3/16

Reilly Killeen vs. Texas Tech.....10/7/17

25

Renee Whitney vs Oklahoma.....10/4/85

Donna Lee vs Oklahoma.....10/4/85

Julie James vs Wichita St.....10/24/89

Stephanie Liester vs Michigan St.....9/12/92

Kim Zschau vs CS Northridge12/6/96

Devon Rynning vs Colorado9/26/97

Dawn Cady at Colorado11/7/98

Liz Wegner at Nebraska.....9/22/99

Jennifer Pollard vs Arkansas.....11/30/01

Lisa Mimick vs Arkansas.....11/30/01

Laura Downey vs Georgia Tech.....9/14/02

Angie Lastra vs. Missouri.....10/26/05

Angie Lastra at Nebraska.....11/19/05

Angie Lastra at Baylor.....9/13/06

Lauren Mathewson at Colorado10/21/09

Kersten Kober vs. Illinois St.....8/29/15

Kersten Kober at KU9/23/15

Kersten Kober vs. TCU10/31/15

Kersten Kober vs. Oklahoma.....11/11/15

Kersten Kober at West Virginia.....11/9/16

Last 25+ Dig Match

Reilly Killeen/Bryna Vogel (29), at Texas Tech (10/28/17)

24

Donna Lee vs Oral Roberts.....9/14/85

Shawnee Call vs Tulsa9/19/87

Rhonda Hughes vs Wichita St.....10/24/89

Leslie Kull vs Wichita St.....10/24/89

Kathy Saxton vs Kansas10/9/91

Jill Dugan vs Iowa State.....10/4/95

Kim Zschau vs Colorado11/16/96

Disney Bronnenberg vs Texas.....10/23/98

Dawn Cady at Texas10/9/99

Lisa Mimick at Missouri.....9/30/00

Lisa Mimick vs Texas Tech.....10/28/00

Lisa Mimick vs Texas Tech.....10/24/01

Angie Lastra vs. Missouri.....9/20/06

Lauren Rosenthal vs. Texas11/15/06

Angie Lastra vs. Cal Poly.....8/24/07

Kersten Kober at Kansas.....10/1/14

Katie Brand vs. Illinois St.....8/29/15

Katie Brand at Creighton9/20/15

Kersten Kober vs. Wichita St.....12/4/15*

23

Donna Lee vs Northern Illinois.....9/20/85

Cindy Durham vs Kansas11/21/86

Rhonda Hughes vs Ill.-Chicago9/7/89

Rhonda Hughes vs Wichita St.....10/24/90

Rhonda Hughes vs Missouri.....11/16/91

Devon Rynning vs George Mason.....9/19/97

Kim Zschau vs Oklahoma.....10/4/97

Dawn Cady vs Oklahoma.....10/4/97

Dawn Cady at Kansas.....11/21/99

Dawn Cady at Baylor.....11/27/99

Lisa Mimick at Baylor.....11/27/99

Lisa Mimick vs Texas.....9/29/01

Angie Lastra vs. Florida A&M.....12/1/05

Angie Lastra at Texas A&M.....9/28/07

Angie Lastra at Iowa State.....10/13/07

Angie Lastra vs. Iowa State.....10/27/07

Angie Lastra vs Kansas.....11/14/07

Lauren Mathewson at Baylor10/25/08

Lauren Mathewson vs. South Dakota9/1/10

Kuulei Kabalis at Missouri.....9/28/11

Tristan McCarty at Baylor.....10/23/13

Bryna Vogel vs. Illinois St.....8/29/15

Bryna Vogel vs. Kansas.....11/2/16

Bryna Vogel vs. Northern Iowa9/16/17

22

Donna Lee at Wichita St10/11/85

Mary Mignano vs Kansas.....10/20/86

Lynda Harshbarger vs Ill.-Chicago ...9/7/89

Jill Dugan vs Ohio.....9/2/94

Yolanda Young at Wichita St.....10/15/94

Devon Rynning vs Colorado9/30/95

Jill Dugan vs Wisconsin.....9/8/95

Dawn Cady vs Nebraska.....9/27/72

Kim Zschau at Texas Tech.....10/31/97

Dawn Cady at Texas Tech.....10/31/97

Kim Zschau at Texas10/02/98

Liz Wegner vs Charlotte.....9/11/99

Dawn Cady vs Baylor.....10/20/99

Gabby Guerre at Iowa State.....10/10/01

Liz Wegner at Texas A&M.....10/22/01

Laura Downey vs Missouri.....10/23/02

Laura Downey at Texas A&M.....11/17/02

Laura Downey at Texas.....11/23/02

Laura Downey at Texas Tech9/20/03

Laura Downey at Kansas.....10/29/03

Laura Downey vs Texas A&M11/26/03

Kris Jensen vs Missouri.....10/8/03

Angie Lastra vs. Texas Tech.....11/20/04

Angie Lastra at Nebraska.....10/4/06

Lauren Mathewson at BYU.....9/5/09

Lauren Mathewson vs. Oklahoma...9/16/09

Caitlyn Donahue vs. Missouri10/14/09

Lauren Mathewson at Kentucky.....9/11/10

Lauren Mathewson at Oklahoma....11/20/10

Lauren Mathewson vs. Colorado....11/24/10

Kuulei Kabalis vs Missouri.....10/26/11

Chelsea Keating vs. Texas Tech11/1/14

Kersten Kober vs. Wisconsin.....9/19/15

Bryna Vogel vs. Baylor10/14/17

21

Shawnee Call vs Kansas.....11/21/86

Shawnee Call at Kansas.....10/20/87

Shawnee Call at Oklahoma10/29/87

Julie James vs Iowa St.....10/20/89

Angie McKee vs Drake10/14/91

Chi Dau vs Missouri.....10/20/93

Dawn Cady at Baylor11/21/98

Dawn Cady at Colorado10/2/99

Dawn Cady at Texas Tech.....10/27/99

Laura Downey at Texas A&M.....11/17/99

Lisa Mimick at Texas.....11/4/00

Lisa Mimick at Pepperdine12/2/00

Laura Downey at Michigan State....9/14/02

Jennifer Pollard vs Georgia Tech....9/14/02

Laura Downey at Baylor.....9/21/02

Jennifer Pollard vs Texas Tech.....10/2/02

Kris Jensen at Texas Tech.....10/30/02

Angie Lastra at Texas Tech.....11/9/05

Angie Lastra vs. UCLA9/2/07

Angie Lastra vs. Texas.....10/6/07

Lauren Mathewson vs UC Irvine.....9/4/08

Lauren Mathewson vs Kansas.....11/1/08

Caitlyn Donahue vs. Oklahoma.....9/16/09

Lauren Mathewson vs. Baylor11/13/10

Caitlyn Donahue at Oklahoma.....11/20/10

Gina Madonia at Oklahoma.....10/12/13

Kersten Kober vs. Marshall.....9/12/14

Kersten Kober vs. Wisconsin.....9/18/15

Katie Brand at Hawaii8/27/16

Reilly Killeen at Omaha9/14/17

20

Donna Lee at Ball St.....9/22/84

Leesa Gross vs Tulsa10/13/84

Kelley Carlson vs Drake.....9/12/86

Shawnee Call at Kansas.....10/1/86

Shawnee Call vs Purdue.....9/12/87

Lynda Harshbarger vs Wichita St...9/13/88

Leslie Kull at Missouri.....10/12/88

Mary Kinsey at Kansas.....11/17/88

Rhonda Hughes vs UMKC.....9/26/89

Rhonda Hughes vs Drake.....10/14/91

Jill Dugan at Kansas.....10/14/95

Kim Zschau at Iowa St.....10/25/95

Kim Zschau vs Drake.....12/1/95

Alexis Shepherd vs Colorado.....9/26/97

Val Wieck vs Nebraska.....11/14/97

Kim Zschau vs Illinois.....9/19/98

Dawn Cady vs Texas A&M.....10/24/98

Liz Wegner at Texas.....10/9/99

Liz Wegner vs Baylor.....10/20/99

Lisa Mimick at Texas A&M.....11/17/99

Lisa Mimick vs Baylor.....9/16/00

Laura Downey at Colorado State.....8/30/02

Laura Downey vs Texas A&M10/19/02

Laura Downey vs Oklahoma.....11/20/02

Laura Downey at Montana State9/5/03

Laura Downey vs Nebraska.....11/15/03

Vali Heijas at Minnesota.....9/10/04

Angie Lastra at Missouri State8/27/05

Angie Lastra at Baylor.....10/15/05

Angie Lastra at Northern Iowa.....9/8/06

Lauren Rosenthal at Iowa State....10/25/06

Angie Lastra at Colorado.....9/22/07

Lisa Martin at Missouri.....10/6/02
0 solo/10 assists
Joy Hamlin at Oklahoma.....9/29/04
0 solo/10 assists
Agata Rezende vs. Missouri.....10/26/05
0 solo/10 assists
Joy Hamlin vs. Missouri.....10/26/05
1 solo/9 assists
Megan Kroeker vs. Notre Dame.....9/9/06
2 solo/8 assists
Megan Farr vs. Cal Poly8/24/07
1 solo/9 assists
Nataly Korobkova at Colorado9/22/07
0 solo/10 assists
Kelsey Chipman vs. Nebraska.....11/25/09
4 solo/6 assists
Kaitlynn Pelger at Hawai'i8/28/10
0 solo/10 assists
Kaitlynn Pelger vs Missouri State.....9/5/12
1 solo/9 assists
Alex Muff vs Oklahoma.....11/24/12
2 solo/8 assists
Taylor Johnson at Texas Tech.....11/6/13
2 solo/8 assists
Natali Jones at Michigan9/19/14
1 solo/9 assists
Natali Jones at Oklahoma.....11/26/14
1 solo/9 assists
Katie Reininger at Creighton.....9/20/15
1 solo/9 assists
Katie Reininger vs. Ohio State*12/3/16
0 solo/10 assists

Last 10+ Block Match
Macy Flowers (13), 10/28/17 at Texas Tech

25-POINT CLUB

POINTS FOR A FIVE-GAME MATCH
41.5
Dawn Cady at Kansas.....11/21/99

39
Dawn Cady at Nebraska.....9/22/99
Kaitlynn Pelger at Missouri State.....9/8/11

35
Kaitlynn Pelger vs Drake.....9/12/11
33
Dawn Cady vs. Illinois9/19/98

32.5
Nataly Korobkova vs Texas A&M.....11/7/07

32
Kim Zschau vs. Illinois.....9/19/98
Dawn Cady at Baylor11/21/98

31
Liz Wegner vs. Texas A&M.....10/14/00

30.5
Vali Hejjas at Baylor.....11/13/04

Last 30+ Point Match (Five Sets)
Kaitlynn Pelger (35), 9/12/11 vs. Drake

29
Jennifer Pollard vs. Utah State.....9/1/00
Nataly Korobkova vs. Oklahoma.....9/19/07
Kaitlynn Pelger vs Creighton.....8/30/11

28.5
Kim Zschau vs. Oklahoma11/7/97
Dawn Cady vs. Colorado.....11/3/99
Nataly Korobkova vs. Cal Poly8/24/07

28
Kim Zschau at Baylor.....11/21/98
Liz Wegner at Texas.....11/4/00
Megan Kroeker vs. Oklahoma.....10/14/06

27.5
Agata Rezende vs. Utah State9/2/05
Kelsey Chipman at Colorado.....11/1/06
Nataly Korobkova vs. Texas10/6/07
Kaitlynn Pelger at UNLV8/31/13
Kaitlynn Pelger vs. TCU.....10/5/13

27
Liz Wegner vs. Nebraska11/25/00
Liz Wegner vs. Missouri9/26/01
Agata Rezende vs. Missouri.....10/26/05
Kaitlynn Pelger at Missouri9/28/11

26.5
Kylee Zumach vs. Eastern Michigan....9/19/14

25.5
Nataly Korobkova vs. Nebraska11/3/08
Lilla Porubek vs Oklahoma.....11/9/11

25
Liz Wegner vs. Colorado.....11/3/99
Kelle Branting vs. Texas A&M.....10/14/00
Lauren Goehring at Texas Tech.....10/30/02
Nataly Korobkova at Baylor10/25/08
Kathleen Ludwig vs. Minnesota.....8/28/09
Kaitlynn Pelger at Nebraska12/2/11*
Kylee Zumach at West Virginia.....10/25/14

Last 25+ Point Match (Five Sets)
Kylee Zumach (25.0) at West Virginia...10/25/14

POINTS FOR A FOUR-GAME MATCH
38
Liz Wegner at Texas.....10/9/99

32.5
Liz Wegner vs. Arkansas.....9/7/01

32
Dawn Cady vs. Kansas10/13/99

31
Dawn Cady vs. UNC-Charlotte.....9/11/99

30.5
Kim Zschau vs. Colorado11/27/98

30
Dawn Cady at Texas10/9/99
Dawn Cady at Baylor11/27/99

Last 30+ Point Match (Four Sets)
Liz Wegner (32.5), 9/7/01 vs. Arkansas

29.5
Dawn Cady vs. Baylor.....10/20/99

28.5
Kim Zchau vs. Kansas9/26/98

27.5
Dawn Cady vs. Texas A&M.....10/16/99
Nataly Korobkova at Hawaii.....8/31/07
Nataly Korobkova vs. UCLA.....9/2/07
Kaitlynn Pelger at Oklahoma.....10/22/11

27
Liz Wegner at Colorado10/2/99
Lilla Porubek vs Kansas.....11/23/11

26.5
Liz Wegner at Texas Tech.....9/22/01
Kaitlynn Pelger vs Sacramento St.....9/15/11

26
Liz Wegner vs. Texas A&M.....10/16/99
Vali Hejjas at Texas A&M.....11/24/04

25.5
Liz Wegner vs. Houston.....9/8/01
Lauren Goehring at Montana St.9/5/03

25
Liz Wegner at Oklahoma10/31/98
Val Wieck vs. Missouri11/13/98
Sandy Werner vs. Montana St.9/2/06
Sandy Werner at Northern Iowa9/8/06
Jenny Jantsch at Northern Iowa9/8/06
Nataly Korobkova at Oklahoma10/19/07
Bryna Vogel vs. Southern Miss.....9/17/16

Last 25+ Point Match (Four Sets)
Bryna Vogel (25), 9/17/16 vs. Southern Miss

POINTS FOR A THREE-GAME MATCH
35.5
Liz Wegner vs. Colorado.....10/11/00

31
Liz Wegner vs. Kansas.....10/4/00

30
Liz Wegner vs. Texas.....9/27/00

27
Dawn Cady vs. SW Missouri St.9/16/97

26
Liz Wegner vs. Creighton9/14/99

25
Nataly Korobkova at Missouri10/24/07
Lauren Goehring at Colorado.....10/26/02
Lauren Goehring at Nebraska.....11/30/02

*Postseason Match

OVERALL

MOST KILLS, TEAM IN A SINGLE SET

Rk	Kills	Date
1.	42	10/9/99 at Texas
2.	38	9/19/98 vs. Illinois
3.	37	10/4/00 vs. Kansas
4.	33	11/14/97 vs. Nebraska
5.	32	12/4/96 vs. CS Northridge

TEAM, SINGLE MATCH

Three Set		
1.	81	10/4/00 vs. Kansas
2.	74	9/30/00 at Missouri
3.	71	9/27/00 vs. Texas
	71	9/20/96 vs. Colorado St.
5.	69	10/11/00 vs. Colorado

Four Set

1.	108	12/6/96 vs. CS Northridge
2.	93	11/27/98 vs. Colorado
3.	92	12/2/00 at Pepperdine
4.	90	10/9/99 at Texas
5.	88	12/1/95 vs. Drake

Five Set

1.	121	9/19/98 vs. Illinois
2.	103	11/21/98 at Baylor
3.	97	11/25/00 vs. Nebraska
4.	92	11/7/07 vs. Texas A&M
	92	9/20/00 at Texas Tech

TEAM, SINGLE SEASON

Rk	Kills	Year	SP	AVG
1.	2,024	2000	113	17.91
2.	1,993	1998	109	18.28
3.	1,981	2003	126	15.72
4.	1,933	2007	119	16.24
5.	1,924	1996	123	15.64

FEWEST KILLS, TEAM, SINGLE MATCH

Three Set		
12		at UNI, 9/4/91

Four Set

24		vs. Nebraska, 10/12/94
----	--	------------------------

Five Set

44		at Missouri, 10/9/85
----	--	----------------------

RALLY-SCORING (SINCE 2001)

TEAM, SINGLE MATCH

Three Set		
1.	62	10/31/07 at Texas Tech
	62	10/3/01 vs. Kansas
3.	60	10/24/07 at Missouri
	60	10/23/02 at Missouri
5.	59	3x, Last: 9/1/07 vs. Louisville

Four Set

1.	78	12/1/05 vs. Florida A&M
2.	74	10/22/01 at Texas A&M
3.	73	9/8/06 at Northern Iowa
	73	9/10/05 vs. Houston
	73	10/4/03 at Texas A&M

Five Set

1.	92	11/7/07 vs. Texas A&M
2.	87	11/13/04 at Baylor
3.	84	10/29/03 at Kansas
	84	11/30/01 vs. Arkansas
5.	83	3x, Last: 11/2/05 at Iowa St.

TEAM, SINGLE SEASON

Rk	Kills	Year	SP	AVG
1.	1,981	2003	126	15.72
2.	1,933	2007	119	16.24
3.	1,814	2005	119	15.24
4.	1,733	2006	114	15.20
5.	1,705	2011	126	13.53

POSTSEASON

TEAM, SINGLE MATCH

Three Set		
1.	60	12/5/98 vs. BYU
2.	57	12/6/03 vs. Arkansas
3.	56	12/6/02 vs. Michigan
4.	54	12/2/05 vs. Florida
5.	50	12/1/11 vs. Wichita State
	50	11/30/07 vs. Tulsa
	50	12/4/98 vs. Georgetown

Four Set

1.	108	12/4/96 vs. CS Northridge
2.	92	12/4/00 vs. Pepperdine
3.	81	12/4/99 vs. Colorado St.
4.	78	12/1/05 vs. Florida A&M
5.	70	12/1/01 vs. Nebraska

Five Set

1.	84	11/30/01 vs. Arkansas
2.	81	12/1/07 vs. Oregon
3.	74	12/2/11 vs. Nebraska
4.	57	12/5/08 vs. Santa Clara
5.	53	12/3/16 vs. Ohio State

OVERALL

INDIVIDUAL, SINGLE MATCH

Three Set

- 34 Liz Wegner (10/11/00 vs. Colorado)
- 29 Liz Wegner (10/4/00 vs. Kansas)
- 28 Liz Wegner (9/27/00 vs. Texas)
- 25 Kathy Saxton (10/3/92 at Iowa St.)
- 23 3x (Last: Korobkova, 10/24/07 at Missouri)

Four Set

- 35 2x (Last: Liz Wegner, 10/9/99 at Texas)
- 26 Stephanie Liester (9/4/93 vs. Drake)
- 29 4x (Last: Dawn Cady, 10/13/99 vs. Kansas)
- 28 4x (Last: Wegner, 12/3/99 at Colorado St.)
- 27 2x (Last: Cady, 12/3/99 at Colorado St.)

Five Set

- 39 Dawn Cady (11/21/99 at Kansas)
- 37 Dawn Cady (9/22/99 at Nebraska)
- 33 2x (Last: Dawn Cady, 9/19/98 vs. Illinois)
- 32 Kaitlynn Pelger (9/12/11 vs. Drake)
- 30 3x (Last: Vali Hejjas, 11/13/04 at Baylor)

INDIVIDUAL, SINGLE SEASON

Rk	Player	Kills	SP	AVG
1.	Cady, D. (1999)	622	109	5.71
2.	Wegner, L. (2000)	571	113	5.05
3.	Wegner, L. (1999)	526	109	4.83
4.	Saxton, K. (1992)	505	104	4.86
5.	Liliom, R. (2008)	500	122	4.10
	Pelger, K. (2011)	500	121	4.13
7.	Korobkova, N. (2007)	498	115	4.33
8.	Cady, D. (1998)	483	109	4.43
9.	Zschau, K. (1997)	476	117	4.07
10.	Zschau, K. (1998)	473	109	4.34

INDIVIDUAL, SINGLE SEASON AVERAGE

Rk	Player	AVG	Kills	SP
1.	Cady, D. (1999)	5.71	622	109
2.	Wegner, L. (2000)	5.05	571	113
3.	Saxton, K. (1992)	4.86	505	104
4.	Wegner, L. (1999)	4.83	526	109
5.	Wegner, L. (2001)	4.49	440	98
6.	Cady, D. (1998)	4.43	483	109
7.	Zschau, K. (1998)	4.34	473	109
8.	Korobkova, N. (2007)	4.33	498	115
9.	Call, S. (1987)	4.31	379	88
10.	Pelger, K. (2011)	4.13	500	121

INDIVIDUAL, CAREER

Rk	Player	Kills	SP	AVG
1.	Wegner, L. (1998-2001)	1,907	426	4.48
2.	Zschau, K. (1995-98)	1,646	457	3.60
3.	Cady, D. (1996-99)	1,611	404	3.99
4.	Pelger, K. (2010-13)	1,511	438	3.45
5.	Young, Y. (1993-96)	1,394	430	3.24
6.	Call, S. (1985-88)	1,337	394	3.39
7.	Kinsey, M. (1984-88)	1,228	391	3.14
8.	Goehring, L. (2000-03)	1,212	419	2.89
9.	Liliom, R. (2004-08)	1,210	366	3.31
10.	Lee, D. (1982-85)	1,208	295	3.58

INDIVIDUAL, CAREER AVERAGE

Rk	Player	AVG	Kills	SP
1.	Wegner, L. (1998-2001)	4.48	1,907	426
2.	Cady, D. (1996-99)	3.99	1,611	404
3.	Hejjas, V. (2003-04)	3.72	885	238
4.	Zschau, K. (1995-98)	3.60	1,646	457
5.	Lee, D. (1982-85)	3.58	1,208	295
6.	Pelger, K. (2010-13)	3.45	1,511	438
7.	Call, S. (1985-88)	3.39	1,337	394
8.	Liliom, R. (2004-08)	3.31	1,210	366
9.	Jensen, C. (2000-03)	3.30	1,189	360
10.	Young, Y. (1993-96)	3.25	1,397	430

RALLY-SCORING (SINCE 2001)

INDIVIDUAL, SINGLE MATCH

Three Set

- 23 Nataly Korobkova (10/24/07 at Missouri)
- 21 Sandy Werner (11/23/05 vs. Baylor)
- 21 Vali Hejjas (9/3/04 vs. Maryland)
- 20 Kaitlynn Pelger (9/3/11 vs. BYU)
- 20 Cari Jensen (10/23/02 vs. Missouri)

Four Set

- 26 Kaitlynn Pelger (10/22/11 at Oklahoma)
- 26 Lilla Porubek (11/23/11 vs. Kansas)
- 26 Liz Wegner (9/7/01 vs. Arkansas)
- 25 Liz Wegner (9/22/01 at Texas Tech)
- 24 2x (Last: Korobkova, 8/31/07 at Hawaii)

Five Set

- 32 Kaitlynn Pelger (9/12/11 vs. Drake)
- 30 Vali Hejjas (11/13/04 at Baylor)
- 27 Nataly Korobkova (11/7/07 vs. Texas A&M)
- 27 Rita Liliom (12/1/07 vs. Oregon)
- 26 3x (Last: Pelger, 9/8/11 at Missouri St.)

INDIVIDUAL, SINGLE SEASON

Rk	Player	Kills	SP	AVG
1.	Pelger, K. (2011)	500	121	4.13
	Liliom, R. (2008)	500	122	4.10
3.	Korobkova, N. (2007)	498	115	4.33
4.	Hejjas, V. (2003)	448	126	3.56
5.	Wegner, L. (2001)	440	98	4.49
	Rezende, A. (2005)	440	119	3.70
7.	Lillom, R. (2007)	438	119	3.68
8.	Hejjas, V. (2004)	437	112	3.90
9.	Porubek, L. (2011)	417	124	3.36
10.	Zumach, K. (2014)	412	116	3.55

INDIVIDUAL, SINGLE SEASON AVERAGE

Rk	Player	AVG	Kills	SP
1.	Wegner, L. (2001)	4.49	440	98
2.	Korobkova, N. (2007)	4.33	498	115
3.	Pelger, K. (2011)	4.13	500	121
4.	Liliom, R. (2008)	4.10	500	122
5.	Hejjas, V. (2004)	3.90	437	112
6.	Rezende, A. (2005)	3.70	440	119
7.	Liliom, R. (2007)	3.68	438	119
8.	Pelger, K. (2012)	3.65	361	99
9.	Goehring, L. (2002)	3.59	366	102
10.	Jensen, C. (2002)	3.57	364	102

INDIVIDUAL, CAREER

Rk	Player	Kills	SP	AVG
1.	Pelger, K. (2010-13)	1,511	438	3.45
2.	Goehring, L. (2000-03)	1,212	419	2.89
3.	Liliom, R. (2004-08)	1,210	366	3.31
4.	Jensen, C. (2000-03)	1,189	360	3.30
5.	Werner, S. (2003-06)	1,109	376	2.95
6.	Zumach, K. (2014-pres.)	1,058	341	3.10
7.	Sassin, B. (2014-16)	1,054	337	3.13
8.	Chipman, K. (2006-09)	976	423	2.31
9.	Ludwig, K. (2009-12)	914	429	2.13
10.	Porubek, L. (2010-13)	904	320	2.83

INDIVIDUAL, CAREER AVERAGE

Rk	Player	AVG	Kills	SP
1.	Korobkova, N. (2007-08)	3.76	887	236
2.	Hejjas, V. (2003-04)	3.72	885	238
3.	Pelger, K. (2010-13)	3.45	1,511	438
4.	Liliom, R. (2004-08)	3.31	1,210	366
5.	Jensen, C. (2000-03)	3.30	1,189	360
6.	Rezende, A. (2004-05)	3.15	649	206
7.	Sassin, B. (2014-16)	3.13	1,054	337
8.	Zumach, K. (2014-pres.)	3.10	1,058	341
9.	Werner, S. (2003-06)	2.95	1,109	376
10.	Goehring, L. (2000-03)	2.89	1,212	419

MOST KILLS BY CLASS

FRESHMAN

Overall

Season	412	Kylee Zumach (2014)
Per Set	4.00	Cari Jensen (2000)

Rally-Scoring

Season	412	Kylee Zumach (2014)
Per Set	3.55	Kylee Zumach (2014)

SOPHOMORE

Overall

Season	526	Liz Wegner (1999)
Per Set	4.83	Liz Wegner (1999)

Rally-Scoring

Season	500	Kaitlynn Pelger (2011)
Per Set	4.13	Kaitlynn Pelger (2011)

JUNIOR

Overall

Season	571	Liz Wegner (2000)
Per Set	5.05	Liz Wegner (2000)

Rally-Scoring

Season	498	Nataly Korobkova (2007)
Per Set	4.33	Nataly Korobkova (2007)

SENIOR

Overall

Season	622	Dawn Cady (1999)
Per Set	5.71	Dawn Cady (1999)

Rally-Scoring

Season	500	Rita Liliom (2008)
Per Set	4.10	Rita Liliom (2008)

POSTSEASON

INDIVIDUAL, SINGLE MATCH

Three Set

- 21 Liz Wegner (12/5/98 at BYU)
- 17 Dawn Cady (12/2/99 vs. Louisville)
- 17 Vali Hejjas (12/6/03 vs. Arkansas)
- 17 Vali Hejjas (12/2/04 vs. CS Northridge)
- 16 2x, Last: L. Goehring (12/5/02 vs. Michigan)

Four Set

- 28 Liz Wegner (12/3/99 at Colorado St.)
- 27 Dawn Cady (12/3/99 at Colorado St.)
- 26 Y. Young (12/4/96 vs. CS Northridge)
- 24 Cari Jensen (12/2/00 at Pepperdine)
- 24 Kate DeClerk (12/1/95 vs. Drake)

Five Set

- 27 Rita Liliom (12/1/07 vs. Oregon)
- 25 Liz Wegner (11/30/01 vs. Arkansas)
- 22 Kaitlynn Pelger (12/2/11 at Nebraska)
- 21 Kate DeClerk (12/2/95 vs. Rhode Island)
- 19 Lauren Goehring (11/30/01 vs. Arkansas)
- 19 Jennifer Pollard (11/30/01 vs. Arkansas)

OVERALL

TEAM, SINGLE MATCH

Three Set

- 186 10/4/00 vs. Kansas
- 183 11/14/97 at Nebraska
- 178 9/30/00 at Missouri
- 169 10/17/98 vs. Texas Tech
- 167 9/14/99 vs. Creighton

Four Set

- 262 12/6/96 vs. CS Northridge
- 252 11/27/98 vs. Colorado
- 244 11/27/99 at Baylor
- 239 10/23/98 vs. Texas
- 236 10/9/99 at Texas

Five Set

- 286 9/19/98 vs. Illinois
- 259 11/25/00 vs. Nebraska
- 254 10/30/02 at Texas Tech
- 253 9/22/99 at Nebraska
- 243 2x, Last: 9/20/00 at Texas Tech

TEAM, SINGLE SEASON

Rk	Attacks	Year	SP	AVG
1.	5,020	1998	109	46.06
2.	4,927	1997	117	42.11
3.	4,864	2000	113	43.04
4.	4,809	2003	126	38.17
5.	4,796	1999	109	44.00

OVERALL

INDIVIDUAL, SINGLE MATCH

Three Set

- 66 Liz Wegner (10/4/00 vs. Kansas)
- 65 Dawn Cady (9/14/99 vs. Creighton)
- 60 Dawn Cady (11/10/99 vs. Texas)
- 59 Liz Wegner (10/11/00 vs. Colorado)
- 57 Dawn Cady (11/6/99 at Iowa St.)

Four Set

- 90 Liz Wegner (10/9/99 at Texas)
- 86 Dawn Cady (10/20/99 vs. Baylor)
- 82 Liz Wegner (11/27/99 at Baylor)
- 80 Dawn Cady (10/9/99 at Texas)
- 79 Dawn Cady (11/27/99 at Baylor)

Five Set

- 93 Dawn Cady (9/22/99 at Nebraska)
- 87 Dawn Cady (11/21/99 at Kansas)
- 84 Liz Wegner (9/22/99 at Nebraska)
- 82 Liz Wegner (10/14/00 vs. Texas A&M)
- 82 Kim Zschau (9/18/98 vs. Illinois)

INDIVIDUAL, SINGLE SEASON

Rk	Player	Attacks	SP	AVG
1.	Cady, D. (1999)	1,671	109	15.33
2.	Wegner, L. (1999)	1,487	109	13.64
3.	Zschau, K. (1998)	1,353	109	12.41
4.	Liliom, R. (2008)	1,352	122	11.08
5.	Wegner, L. (2000)	1,340	113	11.86
6.	Zschau, K. (1997)	1,308	117	11.18
7.	Cady, D. (1998)	1,248	109	11.45
8.	Saxton, K. (1992)	1,232	104	11.85
9.	Porubek, L. (2011)	1,218	124	9.82
10.	Wegner, L. (2001)	1,210	98	12.35

INDIVIDUAL, CAREER

Rk	Player	Attacks	SP	AVG
1.	Wegner, L. (1998-01)	4,891	426	11.48
2.	Zschau, K. (1995-98)	4,632	457	10.14
3.	Cady, D. (1996-99)	4,216	404	10.44
4.	Young, Y. (1993-96)	3,466	430	8.06
5.	Pelger, K. (2010-13)	3,459	438	7.90
6.	Call, S. (1985-88)	3,372	394	8.56
7.	Werner, S. (2003-06)	3,255	376	8.66
8.	Liliom, R. (2004-08)	3,237	366	8.84
9.	Jensen, C. (2000-03)	3,201	360	8.89
10.	Lee, D. (1982-85)	3,130	295	10.61

RALLY-SCORING (SINCE 2001)

TEAM, SINGLE MATCH

Three Set

- 158 8/27/05 at Missouri St.
- 151 11/4/06 vs. Texas A&M
- 149 10/23/02 vs. Missouri
- 149 10/1/01 vs. Nebraska
- 146 2x, Last: 11/28/15 at Baylor

Four Set

- 223 10/22/01 at Texas A&M
- 214 9/22/01 at Texas Tech
- 203 10/31/09 at Oklahoma
- 202 10/10/01 at Iowa St.
- 199 3x, Last: 11/25/15 vs. KU

Five Set

- 254 10/30/02 at Texas Tech
- 226 10/26/05 vs. Missouri
- 217 11/10/01 vs. Texas A&M
- 213 2x, Last: 8/29/15 vs. Illinois State
- 212 2x, Last: 8/31/13 vs. Cal State Fullerton

TEAM, SINGLE SEASON

Rk	Attacks	Year	SP	AVG
1.	4,809	2003	126	38.17
2.	4,713	2006	114	41.34
3.	4,709	2005	119	39.57
4.	4,666	2011	126	37.03
5.	4,615	2007	119	38.79

RALLY-SCORING (SINCE 2001)

INDIVIDUAL, SINGLE MATCH

Three Set

- 53 Liz Wegner (10/1/01 vs. Nebraska)
- 50 Sandy Werner (8/27/05 at Missouri St.)
- 49 JuliAnne Chisholm (9/18/10 at Texas Tech)
- 49 Nataly Korobkova (10/3/07 at Nebraska)
- 48 Rita Liliom (9/24/08 at Texas A&M)

Four Set

- 72 JuliAnne Chisholm (10/31/09 at Oklahoma)
- 64 Brooke Sassin (9/23/15 at KU)
- 64 Liz Wegner (9/29/01 vs. Texas)
- 63 JuliAnne Chisholm (9/16/09 vs. Oklahoma)
- 63 Agata Rezende (11/19/05 at Nebraska)

Five Set

- 73 Jennifer Pollard (10/30/02 at Texas Tech)
- 68 Brooke Sassin (9/19/15 vs. Arkansas)
- 65 Kaitlynn Pelger (9/12/11 vs. Drake)
- 65 Lilla Porubek (11/9/11 vs. Oklahoma)
- 64 3x, Last: Brooke Sassin (8/29/15 vs. Ill. St.)

INDIVIDUAL, SINGLE SEASON

Rk	Player	Attacks	SP	AVG
1.	Liliom, R. (2008)	1,352	122	11.08
2.	Porubek, L. (2011)	1,218	124	9.82
3.	Wegner, L. (2001)	1,210	98	12.34
4.	Chisholm, J. (2009)	1,164	112	10.39
5.	Sassin, B. (2015)	1,157	107	10.81
6.	Korobkova, N. (2007)	1,142	115	9.93
7.	Chisholm, J. (2010)	1,141	112	10.19
8.	Hejjas, V. (2003)	1,137	126	9.02
9.	Werner, S. (2006)	1,132	112	10.11
10.	Zumach, K. (2014)	1,095	116	9.44

INDIVIDUAL, CAREER

Rk	Player	Attacks	SP	AVG
1.	Pelger, K. (2010-13)	3,459	438	7.90
2.	Werner, S. (2003-06)	3,255	376	8.66
3.	Liliom, R. (2004-08)	3,237	366	8.84
4.	Jensen, C. (2000-03)	3,201	360	8.89
5.	Sassin, B. (2014-16)	3,081	337	9.14
6.	Zumach, K. (2014-pres.)	3,009	341	8.82
7.	Porubek, L. (2010-13)	2,758	320	8.62
8.	Chisholm, J. (2007-10)	2,695	311	8.67
9.	Ludwig, K. (2009-12)	2,626	429	6.12
10.	Goehring, L. (2000-03)	2,591	419	6.18

MOST ATTACKS BY CLASS

FRESHMAN

Overall

Season 1,095 Kylee Zumach (2014)

Rally-Scoring

Season 1,095 Kylee Zumach (2014)

SOPHOMORE

Overall

Season 1,487 Liz Wegner (1999)

Rally-Scoring

Season 1,218 Lilla Porubek (2011)

JUNIOR

Overall

Season 1,340 Liz Wegner (2000)

Rally-Scoring

Season 1,164 JuliAnne Chisholm (2009)

SENIOR

Overall

Season 1,671 Dawn Cady (1999)

Rally-Scoring

Season 1,352 Rita Liliom (2008)

POSTSEASON

INDIVIDUAL, SINGLE MATCH

Three Set

- 47 Liz Wegner (12/5/98 at BYU)
- 45 Dawn Cady (12/5/98 at BYU)
- 43 Kim Zschau (12/5/98 at BYU)
- 40 Abbie Brown (12/8/96 at Washington St.)
- 40 Liz Wegner (12/2/99 vs. Louisville)

Four Set

- 70 A. Brown (12/4/96 vs. CS Northridge)
- 67 Dawn Cady (12/3/99 at Colorado St.)
- 66 Liz Wegner (12/3/99 at Colorado St.)
- 64 K. Zschau (12/4/96 vs. CS Northridge)
- 64 Liz Wegner (12/2/00 at Pepperdine)

Five Set

- 55 Rita Liliom (12/1/07 vs. Oregon)
- 53 Liz Wegner (11/30/01 vs. Arkansas)
- 53 Rita Liliom (12/5/08 vs. Santa Clara)
- 51 Kaitlynn Pelger (12/2/11 at Nebraska)
- 49 Lilla Porubek (12/2/11 at Nebraska)



OVERALL

TEAM, SINGLE MATCH

Three Set

1.	.638	9/2/87 vs. UMKC
2.	.589	9/20/96 vs. Colorado St.
3.	.545	9/13/03 vs. LSU
4.	.500	9/6/13 vs. Southern Illinois
5.	.483	8/31/91 vs. Chicago St.

Four Set

1.	.420	9/9/16 vs. Mississippi State
2.	.369	12/1/95 vs. Drake
3.	.361	9/18/87 at Oral Roberts
	.361	9/29/04 at Oklahoma
5.	.353	9/28/95 vs. Valparaiso

Five Set

1.	.338	9/15/84 vs. Drake
2.	.327	9/30/87 vs. Kansas
	.327	9/13/85 vs. Montana St.
4.	.323	11/30/01 vs. Arkansas
5.	.321	10/25/08 at Baylor

TEAM, SINGLE SEASON

Rk	Hitting %	Year	SP	Kills	Errors	Attacks
1.	.268	2007	119	1,933	695	4,615
2.	.264	1985	114	1,518	529	3,746
3.	.261	2003	126	1,981	728	4,809
4.	.256	1996	123	1,924	723	4,695
5.	.253	2008	123	1,671	580	4,319

OVERALL

INDIVIDUAL, SINGLE MATCH

Three Set

1.	.917	Helen Bundy (9/18/84 vs. Bethel)
2.	.889	Kate DeClerk (9/20/96 vs. Colorado St.)
3.	.857	Lauren Goehring (9/9/00 vs. Air Force)
4.	.800	K. Pelger (8/27/11 vs. Tennessee Tech)
5.	.789	Val Wieck (10/9/98 at Iowa St.)

Four Set

1.	.706	Kelsey Chipman (9/8/08 vs. Bakersfield)
2.	.704	Bryna Vogel (9/17/16 vs. Southern Miss)
3.	.700	Betsy Berkley (9/30/89 vs. Drake)
4.	.689	Angie McKee (9/11/93 vs. Wright St.)
5.	.667	Kelsey Chipman (10/21/09 at Colorado)

Five Set

1.	.706	Renee Whitney (9/29/84 vs. North Texas)
2.	.667	Natali Jones (10/25/14 vs. West Virginia)
	.667	Lisa Martin (10/2/04 vs. Iowa St.)
4.	.643	Caitlyn Donahue (10/26/11 vs. Missouri)
5.	.636	Letitia Melvin (9/5/81 at Drake)

INDIVIDUAL, SINGLE SEASON

Rk	Player	Hitting %	SP	Attacks
1.	Goehring, L. (2003)	.409	126	795
2.	Whitney, R. (1985)	.404	114	203
3.	Farr, M. (2007)	.390	119	585
4.	Whitney, R. (1984)	.389	120	247
5.	Goehring, L. (2002)	.370	102	770
6.	DeClerk, K. (1996)	.365	119	718
7.	Chipman, K. (2008)	.354	123	611
	Goehring, L. (2000)	.354	86	466
9.	DeClerk, K. (1995)	.352	118	798
10.	Branting, K. (2000)	.350	111	660

INDIVIDUAL, CAREER

Rk	Player	Hitting %	SP	Attacks
1.	Goehring, L. (2000-03)	.354	419	2,591
2.	Farr, M. (2005-08)	.348	344	1,593
3.	DeClerk, K. (1993-96)	.336	428	2,469
4.	Chipman, K. (2006-09)	.329	423	2,316
5.	Martin, L. (2001-04)	.319	350	1,867
6.	Christen, J. (1998-01)	.317	282	1,109
7.	Guerre, G. (2001-04)	.312	420	1,553
8.	Brand, K. (2013-16)	.310	447	1,103
9.	Branting, K. (1997-00)	.295	445	2,564
10.	Hamlin, J. (2003-05)	.292	240	1,033

RALLY-SCORING (SINCE 2001)

TEAM, SINGLE MATCH

Three Set

1.	.545	9/13/03 vs. LSU
2.	.500	9/6/13 vs. Southern Illinois
3.	.480	9/1/07 vs. Louisville
4.	.478	9/9/03 vs. UMKC
5.	.465	9/1/05 vs. Lipscomb

Four Set

1.	.420	9/9/16 vs. Mississippi State
2.	.361	9/29/04 at Oklahoma
3.	.343	9/17/16 vs. Southern Mississippi
4.	.339	9/6/08 vs. South Florida
5.	.331	12/1/05 vs. Florida A&M

Five Set

1.	.323	11/30/01 vs. Arkansas
2.	.321	10/25/08 at Baylor
3.	.318	10/20/12 vs. Texas Tech
4.	.314	12/1/07 vs. Oregon
5.	.305	9/8/17 at Georgia Tech

TEAM, SINGLE SEASON

Rk	Hitting %	Year	SP	Kills	Errors	Attacks
1.	.268	2007	119	1,933	695	4,615
2.	.261	2003	126	1,981	728	4,809
3.	.253	2008	123	1,671	580	4,319
4.	.248	2004	113	1,691	624	4,311
5.	.242	2012	103	1,417	525	3,692

RALLY-SCORING (SINCE 2001)

INDIVIDUAL, SINGLE MATCH

Three Set

1.	.833	Stacey Spiegelberg (10/5/05 at Kansas)
2.	.800	K. Pelger (8/27/11 vs. Tennessee Tech)
3.	.750	Kelsey Chipman (11/17/07 vs. Colorado)
	.750	Megan Farr (10/17/07 vs. Texas Tech)
	.750	Peyton Williams (8/26/17 at Oregon St.)

Four Set

1.	.706	Kelsey Chipman (9/8/08 vs. Bakersfield)
2.	.704	Bryna Vogel (9/17/16 vs. Southern Miss)
3.	.679	Joy Hamlin (12/1/05 vs. Florida A&M)
4.	.667	Kelsey Chipman (10/21/09 at Colorado)
5.	.643	Megan Farr (9/13/08 vs. Liberty)

Five Set

1.	.769	Gabby Guerre (11/17/04 vs. Oklahoma)
2.	.667	Natali Jones (10/25/14 vs. West Virginia)
	.667	Lisa Martin (10/2/04 vs. Iowa St.)
4.	.643	Caitlyn Donahue (10/26/11 vs. Missouri)
5.	.600	2x, Last: T. Johnson (8/30/13 vs. Portland)

INDIVIDUAL, SINGLE SEASON

Rk	Player	Hitting %	SP	Attacks
1.	Goehring, L. (2003)	.409	126	795
2.	Farr, M. (2007)	.390	119	585
3.	Goehring, L. (2002)	.370	102	770
4.	Chipman, K. (2008)	.354	123	611
5.	Chipman, K. (2009)	.345	113	722
6.	Chipman, K. (2007)	.343	119	673
7.	Christen, J. (2001)	.342	104	483
8.	Farr, M. (2008)	.340	123	491
9.	Spiegelberg, S. (2007)	.339	119	271
	Martin, L. (2004)	.339	112	641

INDIVIDUAL, CAREER

Rk	Player	Hitting %	SP	Attacks
1.	Goehring, L. (2000-03)	.354	419	2,591
2.	Farr, M. (2005-08)	.348	344	1,593
3.	Chipman, K. (2006-09)	.329	423	2,316
4.	Martin, L. (2001-04)	.319	350	1,867
5.	Guerre, G. (2001-04)	.312	420	1,553
6.	Brand, K. (2013-16)	.310	447	1,103
7.	Hamlin, J. (2003-05)	.292	240	1,033
8.	Pelger, K. (2010-13)	.286	438	3,459
9.	Rezende, A. (2004-05)	.269	206	1,506
10.	Hejjas, V. (2003-04)	.262	238	2,227

TEAM, SINGLE SET

OVERALL

Rk	Hitting %	Date	Set
1.	.818	9/14/12 vs. Minnesota	5
2.	.800	9/20/84 at Saint Louis	2
	.800	9/2/87 vs. UMKC	1
4.	.737	10/19/96 vs. Missouri	3
5.	.714	9/13/85 vs. Wichita St.	1
6.	.708	11/15/00 vs. Oklahoma	2

POSTSEASON

INDIVIDUAL, SINGLE MATCH

Three Set

1.	.636	Elle Sandbothe (12/2/16 vs. Lipscomb)
2.	.562	Gabby Guerre (12/6/03 vs. Arkansas)
3.	.562	Lisa Martin (12/6/03 vs. Arkansas)
4.	.538	Katie Reininger (12/2/16 vs. Lipscomb)
5.	.500	Stacey Spiegelberg (12/2/05 at Florida)
	.500	Agata Rezende (12/2/05 at Florida)
	.500	Devon Rynning (12/8/96 at Washington St.)

Four Set

1.	.679	Joy Hamlin (12/1/05 vs. Florida A&M)
2.	.583	Kate DeClerk (12/1/95 vs. Drake)
3.	.500	Kelle Branting (12/2/00 at Pepperdine)
	.500	Devon Rynning (12/1/95 vs. Drake)
5.	.485	Kate DeClerk (12/2/95 vs. Rice)

Five Set

1.	.500	Kate DeClerk (12/2/95 vs. Rhode Island)
2.	.476	Megan Farr (12/1/07 vs. Oregon)
3.	.444	Kelsey Chipman (12/5/08 vs. Santa Clara)
4.	.432	Lauren Goehring (11/30/01 vs. Arkansas)
5.	.423	Jayne Christen (11/30/01 vs. Arkansas)

*For single-match hitting percentage records, players must have a minimum of 10 attempts

OVERALL

TEAM, SINGLE MATCH

Three Set

- 76 10/4/00 vs. Kansas
- 66 10/17/98 vs. Texas Tech
- 64 9/27/00 vs. Texas
- 64 9/30/00 at Missouri
- 63 10/11/00 vs. Colorado

Four Set

- 95 12/6/96 vs. Cal State Northridge
- 89 11/27/98 vs. Colorado
- 86 10/9/99 at Texas
- 84 12/2/00 at Pepperdine
- 82 11/15/96 vs. Nebraska

Five Set

- 111 9/19/98 vs. Illinois
- 96 11/21/98 at Baylor
- 87 11/25/00 vs. Nebraska
- 86 11/7/07 vs. Texas A&M
- 84 10/14/00 vs. Texas A&M

TEAM, SINGLE SEASON

Rk	Assists	Year	SP	AVG
1.	1,830	1998	109	16.79
2.	1,828	2000	113	16.18
3.	1,825	2007	119	15.34
4.	1,794	2003	126	14.24
5.	1,749	1996	123	14.22

OVERALL

INDIVIDUAL, SINGLE MATCH

Three Set

- 68 Disney Bronnenberg (10/4/00 vs. Kansas)
- 64 D. Bronnenberg (9/30/00 at Missouri)
- 62 D. Bronnenberg (10/11/00 vs. Colorado)
- 60 Devon Ryning (9/7/96 vs. Oregon)
- 59 2x, Last: D. Bronnenberg (9/27/00 vs. Texas)

Four Set

- 88 D. Ryning (12/4/96 vs. Cal State Northridge)
- 84 D. Bronnenberg (11/17/98 vs. Colorado)
- 78 D. Bronnenberg (12/2/00 at Pepperdine)
- 77 D. Bronnenberg (10/9/99 at Texas)
- 74 2x, Last: D. Ryning (10/11/97 vs. Texas Tech)

Five Set

- 101 Disney Bronnenberg (9/19/98 vs. Illinois)
- 86 D. Bronnenberg (11/25/00 vs. Nebraska)
- 84 D. Bronnenberg (11/21/98 at Baylor)
- 81 D. Bronnenberg (10/14/00 vs. Texas A&M)
- 79 2x, Last: Spiegelberg (11/7/07 vs. Texas A&M)

INDIVIDUAL, SINGLE SEASON

Rk	Player	Assists	SP	AVG
1.	Bronnenberg, D. (2000)	1,696	113	15.01
2.	Bronnenberg, D. (1998)	1,694	109	15.54
3.	Spiegelberg, S. (2007)	1,590	119	13.36
4.	Guerre, G. (2003)	1,517	126	12.04
5.	Bronnenberg, D. (1999)	1,508	109	13.83
6.	Ryning, D. (1996)	1,498	115	13.03
7.	Spiegelberg, S. (2005)	1,482	119	12.45
8.	Ryning, D. (1997)	1,468	110	13.35
9.	Spiegelberg, S. (2006)	1,415	114	12.41
10.	Ryning, D. (1995)	1,388	118	11.76

INDIVIDUAL, CAREER

Rk	Player	Assists	SP	AVG
1.	Ryning, D. (1994-97)	5,132	425	12.08
2.	Guerre, G. (2001-04)	4,943	420	11.77
3.	Bronnenberg, D. (1998-00)	4,898	331	14.80
4.	Brand, K. (2013-16)	4,859	447	10.87
5.	Spiegelberg, S. (2004-07)	4,540	377	12.04
6.	Donahue, C. (2009-12)	3,618	446	8.11
7.	Whitney, R. (1983-86)	3,154	337	9.36
8.	Dau, C. (1992-94)	2,332	293	7.96
9.	Kull, L. (1986-89)	2,142	366	5.85
10.	Pacheco, S. (2008-09)	2,114	216	9.79

RALLY-SCORING (SINCE 2001)

TEAM, SINGLE MATCH

Three Set

- 58 9/1/07 vs. Louisville
- 57 10/24/07 at Missouri
- 56 10/31/07 at Texas Tech
- 55 9/10/11 at South Dakota St.
- 55 11/27/04 vs. Missouri

Four Set

- 73 10/22/01 at Texas A&M
- 70 9/8/06 at Northern Iowa
- 70 10/4/03 at Texas A&M
- 69 10/8/16 vs. TCU
- 67 9/4/08 vs. UC Irvine

Five Set

- 86 11/7/07 vs. Texas A&M
- 80 10/29/03 at Kansas
- 79 12/1/07 vs. Oregon
- 79 11/13/04 at Baylor
- 77 10/8/03 vs. Missouri

TEAM, SINGLE SEASON

Rk	Assists	Year	SP	AVG
1.	1,825	2007	119	15.34
2.	1,794	2003	126	14.24
3.	1,644	2005	119	13.82
4.	1,603	2006	114	14.06
5.	1,591	2011	126	12.63

RALLY-SCORING (SINCE 2001)

INDIVIDUAL, SINGLE MATCH

Three Set

- 48 Caitlyn Donahue (9/10/11 vs. S. Dakota St.)
- 48 Soriana Pacheco (10/21/09 at Colorado)
- 48 Stacey Spiegelberg (9/17/05 vs. Texas Tech)
- 48 Gabby Guerre (9/20/03 at Texas Tech)
- 47 2x, Last: Spiegelberg (10/31/07 at Texas Tech)

Four Set

- 64 Laura Downey (9/7/01 vs. Arkansas)
- 63 Stacey Spiegelberg (12/1/05 vs. Florida A&M)
- 63 Gabby Guerre (10/22/01 at Texas A&M)
- 62 Stacey Spiegelberg (9/8/06 at Northern Iowa)
- 60 2x, Last: Katie Brand (9/17/16 vs. Southern Miss)

Five Set

- 79 Stacey Spiegelberg (11/7/07 vs. Texas A&M)
- 76 Gabby Guerre (10/29/03 at Kansas)
- 71 Gabby Guerre (11/13/04 at Baylor)
- 68 Gabby Guerre (11/30/01 vs. Arkansas)
- 67 4x, Last: Caitlyn Donahue (9/28/11 at Missouri)

INDIVIDUAL, SINGLE SEASON

Rk	Player	Assists	SP	AVG
1.	Spiegelberg, S. (2007)	1,590	119	13.36
2.	Guerre, G. (2003)	1,517	126	12.04
3.	Spiegelberg, S. (2005)	1,482	119	12.45
4.	Spiegelberg, S. (2006)	1,415	114	12.41
5.	Donahue, C. (2011)	1,346	120	11.22
6.	Brand, K. (2016)	1,341	119	11.27
7.	Brand, K. (2014)	1,274	116	10.98
8.	Guerre, G. (2004)	1,265	111	11.40
9.	Guerre, G. (2002)	1,199	102	11.75
10.	Donahue, C. (2012)	1,198	103	11.63

INDIVIDUAL, CAREER

Rk	Player	Assists	SP	AVG
1.	Guerre, G. (2001-04)	4,943	420	11.77
2.	Brand, K. (2013-16)	4,859	447	10.87
3.	Spiegelberg, S. (2004-07)	4,540	377	12.04
4.	Donahue, C. (2009-12)	3,618	446	8.11
5.	Pacheco, S. (2008-09)	2,114	216	9.79
6.	Dixon S. (2017-pres.)	740	116	6.38
7.	Smith, B. (2017-18)	476	101	4.71

MOST ASSISTS BY CLASS

FRESHMAN

Overall

Season	1,694	Disney Bronnenberg (1998)
Per Set	15.54	Disney Bronnenberg (1998)

Rally-Scoring

Season	1,056	Katie Brand (2013)
Per Set	11.88	Gabby Guerre (2001)

SOPHOMORE

Overall

Season	1,508	Disney Bronnenberg (1999)
Per Set	13.83	Disney Bronnenberg (1999)

Rally-Scoring

Season	1,482	Stacey Spiegelberg (2005)
Per Set	12.45	Stacey Spiegelberg (2005)

JUNIOR

Overall

Season	1,696	Disney Bronnenberg (2000)
Per Set	15.01	Disney Bronnenberg (2000)

Rally-Scoring

Season	1,415	Stacey Spiegelberg (2006)
Per Set	12.41	Stacey Spiegelberg (2006)

SENIOR

Overall/Rally-Scoring

Season	1,590	Stacey Spiegelberg (2007)
Per Set	13.36	Stacey Spiegelberg (2007)

POSTSEASON

INDIVIDUAL, SINGLE MATCH

Three Set

- 50 Disney Bronnenberg (12/5/98 at BYU)
- 46 Caitlyn Donahue (12/1/11 vs. Wichita St.)
- 45 D. Bronnenberg (12/4/98 vs. Georgetown)
- 45 Gabby Guerre (12/5/02 vs. Michigan)
- 45 Stacey Spiegelberg (12/2/05 at Florida)

Four Set

- 88 Devon Ryning (12/4/96 vs. CS Northridge)
- 78 D. Bronnenberg (12/2/00 at Pepperdine)
- 64 D. Bronnenberg (12/3/99 at Colorado St.)
- 63 Stacey Spiegelberg (12/2/05 at Florida)
- 62 Devon Ryning (12/1/95 vs. Drake)

Five Set

- 68 Gabby Guerre (11/30/01 vs. Arkansas)
- 67 Stacey Spiegelberg (12/1/07 vs. Oregon)
- 65 Caitlyn Donahue (12/2/11 at Nebraska)
- 63 Devon Ryning (12/2/95 vs. Rhode Island)

OVERALL

TEAM, SINGLE MATCH

Three Set

- 81 9/19/97 vs. George Mason
- 79 9/22/95 vs. Wichita St.
- 77 10/4/00 vs. Kansas
- 76 9/21/89 at Wichita St.
- 76 9/30/00 at Missouri

Four Set

- 117 10/10/90 vs. Kansas
- 110 9/26/97 vs. Colorado
- 108 10/10/01 at Iowa St.
- 106 9/7/89 vs. Illinois-Chicago
- 106 10/22/01 at Texas A&M

Five Set

- 118 8/29/15 vs. Illinois State
- 115 11/20/87 vs. Kansas
- 115 10/4/97 at Oklahoma
- 113 10/24/89 vs. Wichita St.
- 112 10/20/93 vs. Missouri

TEAM, SINGLE SEASON

Rk	Digs	Year	SP	AVG
1.	1,986	1997	117	16.97
2.	1,927	2001	106	18.18
3.	1,925	2011	126	15.28
4.	1,921	2003	126	15.25
5.	1,896	1999	109	17.40

OVERALL

INDIVIDUAL, SINGLE MATCH

Three Set

- 26 Mary Kinsey (9/19/87 vs. NE Louisiana)
- 24 Lisa Mimick (9/30/00 at Missouri)
- 23 Devon Rynning (9/19/97 vs. George Mason)
- 23 Angie Lastra (10/13/07 at Iowa St.)
- 22 8x, Last: Angie Lastra (11/30/07 vs. Tulsa)

Four Set

- 40 Mary Kinsey (9/26/87 at Drake)
- 32 Kersten Kober (11/25/15 vs. KU)
- 31 Angie Lastra (11/3/04 at Iowa St.)
- 31 Laura Downey-Wallace (10/12/02 vs. Colorado)
- 31 Dawn Cady (10/16/99 vs. Texas A&M)

Five Set

- 41 Lauren Mathewson (11/4/09 vs. Texas A&M)
- 37 Kersten Kober (10/3/15 at TCU)
- 36 Angie Lastra (11/10/07 at Baylor)
- 36 Angie Lastra (9/10/04 vs. Minnesota)
- 35 Shawnee Call (11/20/87 vs. Kansas)

INDIVIDUAL, SINGLE SEASON

Rk	Player	Digs	SP	AVG
1.	Lastra, A. (2007)	575	119	4.83
2.	Downey, L. (2002)	558	102	5.47
3.	Mathewson, L. (2010)	540	113	4.78
4.	Downey, L. (2003)	534	126	4.24
5.	Mathewson, L. (2009)	514	109	4.72
6.	Mathewson, L. (2008)	505	123	4.11
7.	Kober, K. (2015)	500	107	4.67
8.	Lastra, A. (2004)	493	113	4.36
9.	Lastra, A. (2005)	490	119	4.12
10.	Kabalis, K. (2011)	478	126	3.79

INDIVIDUAL, CAREER

Rk	Player	Digs	SP	AVG
1.	Lastra, A. (2004-07)	2,032	465	4.37
2.	Mathewson, L. (2007-10)	1,755	464	3.78
3.	Zschau, K. (1995-98)	1,578	457	3.32
4.	Kober, K. (2013-16)	1,554	425	3.66
5.	Downey, L. (1999-03)	1,450	379	3.83
6.	Cady, D. (1996-99)	1,258	404	3.11
7.	Brand, K. (2013-16)	1,221	447	2.73
8.	Call, S. (1985-88)	1,174	394	2.98
9.	Mimick, L. (1998-01)	1,138	395	2.88
10.	Wegner, L. (1998-01)	1,121	426	2.63

RALLY-SCORING (SINCE 2001)

TEAM, SINGLE MATCH

Three Set

- 75 9/8/01 vs. Washington St.
- 74 10/23/02 vs. Missouri
- 74 10/11/17 at Iowa St.**
- 72 11/28/15 at Baylor
- 71 11/20/02 vs. Oklahoma

Four Set

- 108 10/10/01 at Iowa St.
- 106 10/22/01 at Texas A&M
- 99 11/25/15 vs. KU
- 95 12/12/03 vs. Penn St.
- 93 9/16/09 vs. Oklahoma

Five Set

- 118 8/29/15 vs. Illinois State
- 110 9/3/16 vs. Georgia Tech
- 109 10/28/17 at Texas Tech**
- 102 9/10/04 at Minnesota
- 101 8/31/13 vs. Cal State Fullerton

TEAM, SINGLE SEASON

Rk	Digs	Year	SP	AVG
1.	1,927	2001	106	18.18
2.	1,925	2011	126	15.28
3.	1,921	2003	126	15.25
4.	1,879	2015	107	17.56
5.	1,837	2002	102	18.01

RALLY-SCORING (SINCE 2001)

INDIVIDUAL, SINGLE MATCH

Three Set

- 23 Angie Lastra (10/13/07 at Iowa St.)
- 22 8x, Last: A. Lastra (11/30/07 vs. Tulsa)

Four Set

- 32 Kersten Kober (11/25/15 vs. KU)
- 31 Angie Lastra (11/3/04 at Iowa St.)
- 31 Laura Downey-Wallace (10/12/02 vs. Colorado)
- 30 Lauren Mathewson (10/31/09 at Oklahoma)
- 30 Angie Lastra (11/24/04 at Texas A&M)
- 30 Laura Downey-Wallace (12/12/03 vs. Penn St.)

Five Set

- 41 Lauren Mathewson (11/4/09 vs. Texas A&M)
- 37 Kersten Kober (10/3/15 at TCU)
- 36 Angie Lastra (11/10/07 at Baylor)
- 36 Angie Lastra (9/10/04 vs. Minnesota)
- 33 Angie Lastra (9/9/06 vs. Alabama)

INDIVIDUAL, SINGLE SEASON

Rk	Player	Digs	SP	AVG
1.	Lastra, A. (2007)	575	119	4.83
2.	Downey, L. (2002)	558	102	5.47
3.	Mathewson, L. (2010)	540	113	4.78
4.	Downey, L. (2003)	534	126	4.24
5.	Mathewson, L. (2009)	514	109	4.72
6.	Mathewson, L. (2008)	505	123	4.11
7.	Kober, K. (2015)	500	107	4.67
8.	Lastra, A. (2004)	493	113	4.36
9.	Lastra, A. (2005)	490	119	4.12
10.	Kabalis, K. (2011)	478	126	3.79

INDIVIDUAL, CAREER

Rk	Player	Digs	SP	AVG
1.	Lastra, A. (2004-07)	2,032	465	4.37
2.	Mathewson, L. (2007-10)	1,755	464	3.78
3.	Kober, K. (2013-16)	1,554	425	3.66
4.	Downey, L. (1999-03)	1,450	379	3.83
5.	Brand, K. (2013-16)	1,221	447	2.73
6.	Donahue, C. (2009-12)	1,107	446	2.48
7.	Guerre, G. (2001-04)	1,013	420	2.50
8.	Pelger, K. (2010-13)	993	438	2.27
9.	McCarty, T. (2010-13)	971	398	2.44
10.	Vogel, B. (2014-17)	970	350	2.77

MOST DIGS BY CLASS

FRESHMAN

Overall

Season	493	Angie Lastra (2004)
Per Set	4.36	Angie Lastra (2004)

SOPHOMORE

Overall

Season	505	Lauren Mathewson (2008)
Per Set	4.12	Angie Lastra (2005)

JUNIOR

Overall

Season	558	Laura Downey (2002)
Per Set	5.47	Laura Downey (2002)

SENIOR

Overall

Season	575	Angie Lastra (2005)
Per Set	4.83	Angie Lastra (2007)

POSTSEASON

INDIVIDUAL, SINGLE MATCH

Three Set

- 22 Laura Downey (12/7/02 vs. Michigan)
- 22 Angie Lastra (12/2/04 vs. CS Northridge)
- 22 Angie Lastra (11/30/07 vs. Tulsa)
- 17 6x, Last: K. Pelger (12/1/11 vs. Wichita St.)

Four Set

- 30 Laura Downey (12/12/03 vs. Penn St.)
- 25 Kim Zschau (12/4/96 vs. CS Northridge)
- 25 Lisa Mimick (12/1/01 vs. Nebraska)
- 24 Kersten Kober (12/4/15 vs. Wichita St.)
- 23 Laura Downey (12/7/02 vs. Washington St.)
- 23 Angie Lastra (12/1/05 vs. Florida A&M)

Five Set

- 25 Jennifer Pollard (11/30/01 vs. Arkansas)
- 20 Angie Lastra (12/1/07 vs. Oregon)
- 18 Lauren Mathewson (12/5/08 vs. Santa Clara)
- 17 Kuulei Kabalis (12/2/11 at Nebraska)
- 15 Tristan McCarty (12/2/11 at Nebraska)
- 15 Katie Brand (12/3/16 vs. Ohio State)



OVERALL

TEAM, SINGLE MATCH

Three Set

- 18 9/9/03 vs. UMKC
- 17 10/12/90 vs. UMKC
- 17 9/5/87 vs. Drake
- 17 9/14/85 vs. Drake
- 15 9/18/84 vs. Bethel

Four Set

- 23 9/19/87 vs. Tulsa
- 18 9/16/95 at Stephen F. Austin
- 18 9/10/88 vs. Mississippi
- 17 10/16/87 vs. Colorado
- 15 2x, Last: 10/25/89 at UMKC

Five Set

- 20 10/8/83 vs. Iowa St.
- 18 11/13/87 vs. Missouri
- 17 9/29/84 vs. North Texas
- 16 11/21/86 vs. Kansas
- 14 9/5/91 at Drake

TEAM, SINGLE SEASON

Rk	Aces	Year	SP	AVG
1.	287	1987	103	2.79
2.	282	1984	120	2.35
3.	252	1983	103	2.45
4.	238	1996	123	1.94
5.	233	1985	114	2.04

OVERALL

INDIVIDUAL, SINGLE MATCH

Three Set

- 8 Kristi Jacquart (9/20/88 vs. UMKC)
- 8 Leslie Kull (9/5/87 vs. Drake)
- 7 4x, Last: Gabby Guerre (9/9/03 vs. UMKC)

Four Set

- 9 Kristi Jacquart (9/19/87 vs. Tulsa)
- 9 Lynda Harshbarger (9/10/88 vs. Mississippi)
- 7 Lauren Goehring (10/10/01 at Iowa St.)
- 7 Renee Whitney (9/28/84 vs. Iowa St.)
- 6 4x, Last: Pelger (9/21/13 at Saint Louis)

Five Set

- 7 Sharon Ridley (10/8/83 vs. Iowa St.)
- 6 Cindy Durham (10/20/86 vs. Kansas)
- 6 Kristi Jacquart (11/13/87 vs. Missouri)
- 6 Kelle Branting (11/4/00 at Texas)
- 5 9x, Last: Pelger (9/11/10 at Kentucky)

INDIVIDUAL, SINGLE SEASON

Rk	Player	Aces	SP	AVG
1.	Jacquart, K. (1987)	82	100	0.82
2.	Lastra, A. (2004)	67	113	0.59
3.	Ryning, D. (1995)	55	118	0.47
4.	Kinsey, M. (1985)	54	113	0.48
5.	Gross, L. (1984)	52	120	0.43
	Ridley, S. (1983)	52	97	0.54
7.	Guerre, G. (2003)	51	126	0.40
	Hejjas, V. (2003)	51	126	0.40
	Jantsch, J. (2006)	51	114	0.45
10.	Jacquart, K. (1986)	49	115	0.43

INDIVIDUAL, CAREER

Rk	Player	Aces	SP	AVG
1.	Kinsey, M. (1984-87)	175	391	0.45
2.	Ryning, D. (1994-97)	169	425	0.40
3.	Jacquart, K. (1984-87)	167	363	0.46
4.	Guerre, G. (2001-04)	165	420	0.39
5.	Lastra, A. (2004-07)	151	465	0.32
6.	Jantsch, J. (2005-08)	138	423	0.33
7.	Pelger, K. (2010-13)	131	438	0.30
8.	Spiegelberg, S. (2004-07)	129	377	0.34
9.	Whitney, R. (1983-86)	128	337	0.34
10.	Saxton, K. (1989-92)	120	322	0.37

RALLY-SCORING (SINCE 2001)

TEAM, SINGLE MATCH

Three Set

- 18 9/9/03 vs. UMKC
- 13 9/15/07 at Baylor
- 13 10/25/03 vs. Baylor
- 12 9/8/07 vs. Fresno St.
- 12 8/28/07 vs. Houston

Four Set

- 12 9/21/13 vs. Saint Louis
- 12 11/14/07 vs. Kansas
- 12 11/10/01 vs. Colorado
- 11 9/6/08 vs. South Florida
- 11 10/22/05 at Texas

Five Set

- 14 10/2/04 vs. Iowa St.
- 13 10/6/07 vs. Texas
- 13 11/12/03 vs. Missouri
- 12 10/15/05 at Baylor
- 11 10/15/03 vs. Texas

TEAM, SINGLE SEASON

Rk	Aces	Year	SP	AVG
1.	225	2007	119	1.89
2.	215	2004	113	1.90
3.	212	2003	126	1.68
4.	205	2006	114	1.80
5.	168	2001	106	1.58

RALLY-SCORING (SINCE 2001)

INDIVIDUAL, SINGLE MATCH

Three Set

- 7 Gabby Guerre (9/9/03 vs. UMKC)
- 6 Stacey Spiegelberg (9/15/07 at Baylor)
- 6 Angie Lastra (10/20/04 vs. Baylor)
- 6 Jenny Pollard (11/9/02 vs. Baylor)
- 5 7x, Last: Kaitlynn Pelger (9/6/13 vs. SEMO)

Four Set

- 7 Lauren Goehring (10/10/01 at Iowa St.)
- 6 Kaitlynn Pelger (9/21/13 vs. Saint Louis)
- 6 Liz Wegner (9/7/01 vs. Arkansas)
- 5 Stacey Spiegelberg (11/22/06 at Texas Tech)
- 5 Vali Hejjas (9/29/04 at Oklahoma)

Five Set

- 5 Kaitlynn Pelger (9/11/10 at Kentucky)
- 5 Kathleen Ludwig (9/28/09 vs. Minnesota)
- 5 Megan Kroeker (10/14/06 vs. Oklahoma)
- 5 **Brooke Smith (9/8/17 at Georgia Tech)**
- 4 **11x, Last: Sarah Dixon (10/21/17 at WVU)**

INDIVIDUAL, SINGLE SEASON

Rk	Player	Aces	SP	AVG
1.	Lastra, A. (2004)	67	113	0.59
2.	Guerre, G. (2003)	51	126	0.40
	Hejjas, V. (2003)	51	126	0.40
	Jantsch, J. (2006)	51	114	0.45
5.	Spiegelberg, S. (2006)	45	114	0.39
6.	Spiegelberg, S. (2007)	40	119	0.34
	Spiegelberg, S. (2005)	40	119	0.34
8.	Pelger, K. (2013)	37	105	0.35
	Korobkova, N. (2007)	37	115	0.32
	Goehring, L. (2001)	37	105	0.35

INDIVIDUAL, CAREER

Rk	Player	Aces	SP	AVG
1.	Guerre, G. (2001-04)	165	420	0.39
2.	Lastra, A. (2004-07)	151	465	0.32
3.	Jantsch, J. (2005-08)	138	423	0.33
4.	Pelger, K. (2010-13)	131	438	0.30
5.	Spiegelberg, S. (2004-07)	129	377	0.34
6.	Guerre, G. (2001-04)	115	420	0.27
7.	Goehring, L. (2000-03)	106	419	0.25
8.	Ludwig, K. (2009-12)	93	429	0.22
9.	Hejjas, V. (2003-04)	87	238	0.37
10.	Donahue, C. (2009-12)	85	446	0.19

MOST SERVICE ACES BY CLASS

FRESHMAN

Overall/Rally-Scoring

- Season 67 Angie Lastra (2004)
Per Set 0.59 Angie Lastra (2004)

SOPHOMORE

Overall

- Season 54 Mary Kinsey (1985)
Per Set 0.48 Mary Kinsey (1985)

Rally-Scoring

- Season 51 Jenny Jantsch (2006)
Per Set 0.45 Jenny Jantsch (2006)

JUNIOR

Overall/Rally-Scoring

- Season 51 Gabby Guerre, Vali Hejjas (2003)
Per Set 0.40 Gabby Guerre, Vali Hejjas (2003)

SENIOR

Overall

- Season 82 Kristi Jacquart (1987)
Per Set 0.82 Kristi Jacquart (1987)

Rally-Scoring

- Season 40 Stacey Spiegelberg (2007)
Per Set 0.34 Stacey Spiegelberg (2007)

POSTSEASON

INDIVIDUAL, SINGLE MATCH

Three Set

- 3 Angie Lastra (12/3/04 at USC)
- 3 Kelsey Chipman (11/30/07 vs. Tulsa)
- 2 8x, Last: B. Sassin (12/2/16 vs. Lipscomb)

Four Set

- 3 Devon Ryning (12/1/95 vs. Drake)
- 3 Devon Ryning (12/2/95 vs. Rice)
- 3 Kim Zschau (12/4/96 vs. CS Northridge)
- 2 12x, Last: Lisa Mimick (12/1/01 vs. Nebraska)

Five Set

- 3 Kris Jensen (12/1/01 vs. Nebraska)
- 3 Tristan McCarty (12/2/11 at Nebraska)
- 2 Yolanda Young (12/2/95 vs. Rhode Island)
- 2 Devon Ryning (12/2/95 vs. Rhode Island)
- 2 Soriana Pacheco (12/5/08 vs. Santa Clara)



TEAM, SINGLE MATCH

Three Set

- 20.5 9/9/06 vs. Notre Dame
- 18 10/4/86 vs. Louisville
- 17 11/25/09 vs. Nebraska
- 17 10/5/05 at Kansas
- 16 2x, Last: 9/5/12 vs. Missouri St.

Four Set

- 23.5 9/19/14 at Michigan
- 23 11/7/98 at Colorado
- 22 8/30/96 at Northwestern
- 21.5 9/29/01 vs. Texas
- 21 11/2/96 vs. Baylor

Five Set

- 25 11/1/06 at Colorado
- 23.5 10/24/86 at Wichita St.
- 22 9/8/11 at Missouri St.
- 22 12/1/07 vs. Oregon
- 21 9/12/87 vs. Purdue

TEAM, SINGLE SEASON

Rk	Total Blocks	Year	SP	AVG
1.	357.5	2007	119	3.00
2.	354.5	2005	119	2.98
3.	347	2006	114	3.04
4.	346.5	1995	122	2.84
5.	343	1996	123	2.79

Rk	Solo Blocks	Year	SP	AVG
1.	150	1984	120	1.25
2.	121	1985	114	1.06
3.	120	1983	103	1.17
4.	113	1988	101	1.12
5.	106	1986	115	0.92

Rk	Block Assists	Year	SP	AVG
1.	643	2007	119	5.40
2.	632	2006	114	5.54
3.	621	2005	119	5.22
4.	595	2003	126	4.72
5.	588	2004	113	5.20

POSTSEASON

SOLO, INDIVIDUAL, SINGLE MATCH

Three Set

- 2 Kelle Branting (12/2/99 vs. Louisville)
- 2 Courtney Traxson (12/1/11 vs. Wichita St.)

Four Set

- 3 Lisa Mimick (12/2/00 at Pepperdine)

Five Set

- 3 Kelsey Chipman (12/5/08 vs. Santa Clara)
- 1 5x; Last: Bryna Vogel (12/3/16 vs. Ohio State)

ASSISTS, INDIVIDUAL, SINGLE MATCH

Three Set

- 7 Kelsey Chipman (11/30/07 vs. Tulsa)
- 5 5x; Last: Katie Reiningger (12/2/16 vs. Lipscomb)
Elle Sandbothe (12/2/16 vs. Lipscomb)

Four Set

- 7 Kelle Branting (12/1/00 at Pepperdine)
- 6 Val Wieck (12/4/97 vs. San Diego)
- 6 Kate DeClerk (12/4/96 vs. CS Northridge)
- 5 Lisa Martin (12/12/03 vs. Penn State)
- 5 Heather Lindell (12/4/97 vs. San Diego)
- 5 Devon Ryning (12/4/96 vs. CS Northridge)

Five Set

- 14 Nataly Korobkova (12/1/07 vs. Oregon)
- 11 Megan Farr (12/1/07 vs. Oregon)
- 10 Katie Reiningger (12/3/16 vs. Ohio St.)
10 Bryna Vogel (12/3/16 vs. Ohio St.)
- 9 Kelsey Chipman (12/1/07 vs. Oregon)

INDIVIDUAL, SOLO, SINGLE MATCH

Three Set

- 5 Tami Tibbets (8/31/88 at UMKC)
- 4 Kelsey Chipman (11/25/09 vs. Nebraska)
- 4 Valerie Kastens (11/19/88 vs. Nebraska)
- 4 Cathy Sittenauer (9/2/83 at Fort Hays St.)
- 3 2x, Last: Alex Muff (9/24/11 vs. Baylor)

Four Set

- 5 Jill Dugan (10/14/92 vs. Iowa St.)
- 5 Betsy Berkley (9/2/90 vs. Drake)
- 5 Kristi Jacquart (9/26/87 at Drake)
- 4 Angie McKee (9/17/91 vs. Wichita St.)
- 4 Helen Bundy (9/28/84 vs. Iowa St.)

Five Set

- 8 Shawnee Call (10/24/86 vs. Wichita St.)
- 6 Kaitlynn Pelger (9/8/11 at Missouri)
- 6 Lauren Goehring (10/30/02 at Texas Tech)

INDIVIDUAL, SOLO, SINGLE SEASON

Rk Player	BS	SP	AVG
1. Bundy, H. (1984)	44	104	0.42
2. Sittenhauer, C. (1982)	43	--	--
3. Sittenhauer, C. (1983)	40	97	0.41
4. Kasten, V. (1988)	37	100	0.37
5. Whitney, R. (1984)	35	120	0.29
6. Bundy, H. (1985)	33	102	0.32
Jacquart, K. (1987)	33	100	0.33
8. Dugan, J. (1992)	31	100	0.31
9. Berkley, B. (1990)	28	91	0.31
Berkley, B. (1989)	28	97	0.29

INDIVIDUAL, SOLO, CAREER

Rk Player	BS	SP	AVG
1. Bundy, H. (1983-86)	104	346	0.30
2. Dugan, J. (1992-95)	88	392	0.22
3. Sittenhauer, C. (1980-83)	83	--	--
4. Jacquart, K. (1984-87)	73	363	0.20
5. Call, S. (1985-88)	71	394	0.18
6. Whitney, R. (1983-86)	70	337	0.21
7. DeClerk, K. (1993-96)	68	428	0.16
8. Berkley, B. (1988-90)	67	259	0.26
9. Wieck, V. (1995-98)	62	443	0.14
10. 2x, Last: Chipman (06-09)	55	423	0.13

INDIVIDUAL, ASSISTS, SINGLE MATCH

Three Set

- 11 Jill Dugan (10/5/94 vs. Kansas)
- 10 Kaitlynn Pelger (8/28/10 at Hawaii)
- 10 Lisa Martin (11/6/02 at Missouri)
- 10 Angie McKee (9/8/93 vs. Oral Roberts)
- 9 7x, Last: K. Pelger (9/5/12 vs. Missouri St.)

Four Set

- 14 Val Wieck (8/30/96 at Northwestern)
- 13 Val Wieck (10/27/98 vs. Colorado)
- 12 Val Wieck (11/2/96 vs. Baylor)
- 12 Helen Bundy (11/16/84 at Oklahoma)

Five Set

- 15 Kelsey Chipman (11/1/06 at Colorado)
- 14 Nataly Korobkova (12/1/07 vs. Oregon)
- 13 Alex Muff (11/24/10 at Kansas)
- 12 Macy Flowers (10/28/17 at Texas Tech)

INDIVIDUAL, ASSISTS, SINGLE SEASON

Rk Player	BA	SP	AVG
1. Hamlin, J. (2005)	168	116	1.45
2. Chipman, K. (2007)	162	119	1.36
3. Farr, M. (2007)	151	119	1.27
4. Martin, L. (2004)	150	112	1.40
5. Wieck, V. (1997)	142	103	1.38
6. Wieck, V. (1996)	141	120	1.18
7. Farr, M. (2008)	140	123	1.23
8. Korobkova, N. (2007)	138	115	1.20
9. Martin, L. (2003)	136	118	1.15
10. 2x, Last: Muff, A. (2010)	135	111	1.31

INDIVIDUAL, ASSISTS, CAREER

Rk Player	BA	SP	AVG
1. Wieck, V. (1995-98)	521	443	1.18
2. Chipman, K. (2006-09)	463	423	1.22
3. Muff, A. (2009-12)	418	376	1.11
4. Branting, K. (1997-00)	408	445	0.92
5. DeClerk, K. (1993-96)	397	428	1.01
6. Martin, L. (2001-04)	395	350	0.90
7. Farr, M. (2005-08)	394	344	1.23
8. Goehring, L. (2000-03)	380	419	1.02
9. Pelger, K. (2010-13)	374	438	0.85
10. Brand, K. (2013-16)	326	447	0.68

MOST BLOCKS BY CLASS

FRESHMAN

Overall

Solo	31	Jill Dugan (1992)
Assists	123	Megan Kroeker (2005)
Total	134	Megan Kroeker (2005)

SOPHOMORE

Overall

Solo	44	Helen Bundy (1984)
Assists	162	Kelsey Chipman (2007)
Total	175	Kelsey Chipman (2007)

JUNIOR

Overall

Solo	35	Renee Whitney (1985)
Assists	158	Joy Hamlin (2005)
Total	168	Joy Hamlin (2005)

SENIOR

Overall

Solo	40	Cathy Sittenauer (1983)
Assists	150	Lisa Martin (2004)
Total	157	Lisa Martin (2004)



\\ BLOCKS (RALLY-SCORING)

TEAM, SINGLE MATCH, TOTAL BLOCKS

Three Set

1.	23.5	9/9/06 vs. Notre Dame
2.	17	11/25/09 vs. Nebraska
	17	10/5/05 at Kansas
4.	16	9/5/12 vs. Missouri St.
5.	15.5	9/22/13 at Missouri St.

Four Set

1.	23.5	9/19/14 at Michigan
2.	21.5	9/29/01 vs. Texas
3.	17.5	9/28/07 at Texas A&M
4.	17	11/24/12 vs. Oklahoma
	17	8/31/07 at Hawaii
	17	9/29/04 at Colorado

Five Set

1.	25	11/1/06 at Colorado
2.	22	9/8/11 at Missouri St.
	22	12/1/07 vs. Oregon
4.	20	9/10/04 at Minnesota
5.	19	3x, Last: 10/28/17 at Texas Tech

TEAM, SINGLE SEASON

Rk	Total Blocks	Year	SP	AVG
1.	357.5	2007	119	3.00
2.	354.5	2005	119	2.98
3.	347	2006	114	3.04
4.	341	2004	113	3.02
5.	336.5	2003	126	2.67

Rk	Solo Blocks	Year	SP	AVG
1.	69	2002	102	0.68
2.	58	2011	126	0.46
3.	54	2008	123	0.44
4.	48	2014	116	0.41
	48	2001	106	0.45

Rk	Block Assists	Year	SP	AVG
1.	643	2007	119	5.40
2.	632	2006	114	5.54
3.	621	2005	119	5.22
4.	595	2003	126	4.72
5.	588	2004	113	5.20

INDIVIDUAL, SINGLE MATCH, TOTAL BLOCKS

Three Set

1.	10	Kaitlynn Pelger (9/5/12 vs. Missouri St.)
	10	Kaitlynn Pelger (8/28/10 at Hawaii)
	10	Kelsey Chipman (11/25/09 vs. Nebraska)
	10	Megan Kroeker (9/9/06 vs. Notre Dame)
	10	Megan Kroeker (10/5/05 at Kansas)
	10	Lisa Martin (11/6/02 at Missouri)

Four Set

1.	13	Katie Reininger (9/19/14 at Michigan)
2.	12	Kelsey Chipman (9/28/07 at Texas A&M)
3.	11	Katie Brand (9/19/14 at Michigan)
4.	10	5x, Last: Jones, N. (11/26/14 at Oklahoma)

Five Set

1.	15	Kelsey Chipman (11/1/06 at Colorado)
2.	14	Kaitlynn Pelger (9/8/11 at Missouri St.)
	14	Nataly Korobkova (12/1/07 vs. Oregon)
4.	13	Alex Muff (11/24/10 at Kansas)
	13	Macy Flowers (10/28/17 at Texas Tech)

INDIVIDUAL, SINGLE SEASON

Rk	Player	Total Blocks	SP	AVG
1.	Chipman, K. (2007)	175	119	1.47
2.	Hamlin, J. (2005)	168	116	1.45
3.	Farr, M. (2007)	165	119	1.39
4.	Martin, L. (2004)	157	112	1.40
5.	Farr, M. (2008)	151	123	1.23
6.	Kroeker, M. (2006)	150	110	1.36
7.	Jones, N. (2014)	146	105	1.39
8.	Muff, A. (2010)	145	111	1.31
9.	Martin, L. (2003)	144	118	1.22
10.	Korobkova, N. (2007)	141	115	1.23

INDIVIDUAL, SINGLE SEASON AVERAGE

Rk	Player	AVG	TB	SP
1.	Chipman, K. (2007)	1.47	175	119
2.	Hamlin, J. (2005)	1.45	168	116
3.	Martin, L. (2004)	1.40	157	112
4.	Jones, N. (2014)	1.39	146	105
	Farr, M. (2007)	1.39	165	119

INDIVIDUAL, CAREER

Rk	Player	Total Blocks	SP	AVG
1.	Chipman, K. (2006-09)	518	423	1.22
2.	Muff, A. (2009-12)	446	376	1.19
3.	Goehring, L. (2000-03)	429	419	1.02
4.	Martin, L. (2001-04)	425	350	1.21
5.	Pelger, K. (2010-13)	424	438	0.97
6.	Farr, M. (2005-08)	423	344	1.23
7.	Brand, K. (2013-16)	351	447	0.79
8.	Guerre, G. (2001-04)	328	420	0.78
9.	Reininger, K. (2014-16)	325	304	1.07
10.	Hamlin, J. (2003-05)	319	240	1.33

INDIVIDUAL, CAREER AVERAGE

Rk	Player	AVG	TB	SP
1.	Hamlin, J. (2003-05)	1.33	319	240
2.	Farr, M. (2005-08)	1.23	423	344
3.	Chipman, K. (2006-09)	1.22	518	423
4.	Martin, L. (2001-04)	1.21	425	350
5.	Muff, A. (2009-12)	1.19	446	376

INDIVIDUAL, SOLO BLOCKS, SINGLE MATCH

Three Set

1.	4	Kelsey Chipman (11/25/09 vs. Nebraska)
2.	3	3x, Last: Alex Muff (9/24/11 vs. Baylor)

Four Set

1.	3	Alex Muff (9/15/11 vs. Sacramento St.)
	3	Lauren Goehring (10/12/02 vs. Colorado)

Five Set

1.	6	Kaitlynn Pelger (9/8/11 at Missouri)
	6	Lauren Goehring (10/30/02 at Texas Tech)
3.	3	Megan Kroeker (10/14/06 vs. Oklahoma)
	3	Megan Kroeker (11/1/06 at Colorado)
	3	Joy Hamlin (9/4/04 at Houston)

INDIVIDUAL, SOLO BLOCKS, SEASON

Rk	Player	Solo Blocks	SP	AVG
1.	Pelger, K. (2011)	23	121	0.19
	Goehring, L. (2002)	23	102	0.23
3.	Chipman, K. (2009)	21	113	0.19
4.	Chipman, K. (2008)	19	123	0.15
5.	Hamlin, J. (2004)	18	95	0.19
6.	Zumach, K. (2016)	15	102	0.15
	Kroeker, M. (2006)	15	110	0.14
	Martin, L. (2002)	15	102	0.15
	Christen, J. (2001)	15	104	0.14
10.	Farr, M. (2007)	14	119	0.12

INDIVIDUAL, SOLO BLOCKS, CAREER

Rk	Player	Solo Blocks	SP	AVG
1.	Chipman, K. (2006-09)	55	423	0.13
2.	Pelger, K. (2010-13)	50	438	0.11
3.	Goehring, L. (2000-01)	49	419	0.12
4.	Zumach, K. (2014-pres.)	31	341	0.09
	Hamlin, J. (2003-05)	31	240	0.13
6.	Martin, L. (2001-04)	30	350	0.09
7.	Farr, M. (2005-08)	29	344	0.08
8.	Muff, A. (2009-12)	28	376	0.07
9.	Guerre, G. (2001-04)	27	420	0.06
10.	Brand, K. (2013-16)	25	447	0.06
	Reininger, K. (2014-16)	25	304	0.08

INDIVIDUAL, BLOCK ASSISTS, MATCH

Three Set

1.	10	Kaitlynn Pelger (8/28/10 at Hawaii)
	10	Lisa Martin (11/6/02 at Missouri)
3.	9	7x, Last: K. Pelger (9/5/12 vs. Missouri St.)

Four Set

1.	12	Natali Jones (9/19/14 at Michigan)
2.	11	Katie Brand (9/19/14 at Michigan)
	11	Kelsey Chipman (9/28/07 at Texas A&M)
4.	10	Joy Hamlin (9/29/04 at Oklahoma)
5.	9	8x, Last: Natali Jones (11/26/14 at Oklahoma)

Five Set

1.	15	Kelsey Chipman (11/1/06 at Colorado)
2.	14	Nataly Korobkova (12/1/07 vs. Oregon)
3.	13	Alex Muff (11/24/10 at Kansas)
4.	12	Macy Flowers (10/28/17 at Texas Tech)

INDIVIDUAL, BLOCK ASSISTS, SEASON

Rk	Player	Block Assists	SP	AVG
1.	Hamlin, J. (2005)	168	116	1.45
2.	Chipman, K. (2007)	162	119	1.36
3.	Farr, M. (2007)	151	119	1.27
4.	Martin, L. (2004)	150	112	1.40
5.	Farr, M. (2008)	140	123	1.23
6.	Korobkova, N. (2007)	138	115	1.20
7.	Martin, L. (2003)	136	118	1.15
8	Muff, A. (2010)	135	111	1.31
	Kroeker, M. (2006)	135	110	1.23
10.	Jones, N. (2014)	134	105	1.28

INDIVIDUAL, BLOCK ASSISTS, CAREER

Rk	Player	Block Assists	SP	AVG
1.	Chipman, K. (2006-09)	463	423	1.22
2.	Muff, A. (2009-12)	418	376	1.11
3.	Martin, L. (2001-04)	395	350	0.90
4.	Farr, M. (2005-08)	394	344	1.23
5.	Goehring, L. (2000-03)	380	419	1.02
6.	Pelger, K. (2010-13)	374	438	0.85
7.	Brand, K. (2013-16)	326	447	0.73
8.	Ludwig, K. (2009-12)	312	429	0.73
9.	Guerre, G. (2001-04)	301	420	0.72
10.	Reininger, K. (2014-16)	300	304	0.99

OVERALL

INDIVIDUAL, CAREER

Rk	Player	Points	SP	AVG
1.	Wegner, L. (1998-01)	2,161.0	426	5.07
2.	Pelger, K. (2010-13)	1,879.0	438	4.29
3.	Zschau, K. (1995-98)	1,853.5	457	4.05
4.	Cady, D. (1996-99)	1,804.0	404	4.46
5.	Young, Y. (1993-96)	1,642.5	430	3.81
6.	Call, S. (1985-88)	1,592.0	394	4.04
7.	Goehring, L. (2000-03)	1,556.5	419	3.71
8.	Branting, K. (1997-00)	1,541.0	445	3.46
9.	DeClerk, K. (1993-96)	1,509.5	428	3.53
10.	Kinsey, M. (1984-88)	1,502.5	391	3.84

INDIVIDUAL, CAREER AVERAGE

Rk	Player	AVG	Points	SP
1.	Wegner, L. (1998-01)	5.07	2,161.0	426
2.	Korobkova, N. (2007-08)	4.51	1,064.0	236
3.	Cady, D. (1996-99)	4.46	1,804.0	404
4.	Hejjas, V. (2003-04)	4.37	1,040.5	238
5.	Pelger, K. (2010-13)	4.29	1,879.0	438
6.	Zschau, K. (1995-98)	4.05	1,853.5	457
7.	Call, S. (1985-88)	4.04	1,592.0	394
8.	Saxton, K. (1989-92)	3.99	1,287.5	322
9.	Kinsey, M. (1984-87)	3.84	1,502.5	391
10.	Young, Y. (1993-96)	3.81	1,642.5	430

OVERALL

INDIVIDUAL, SINGLE MATCH

Three Set

1.	35.5	Liz Wegner (10/11/00 vs. Colorado)
2.	31.0	Liz Wegner (10/4/00 vs. Kansas)
3.	30.0	Liz Wegner (9/27/00 vs. Texas)
4.	27.0	Dawn Cady (9/16/97 vs. SW Missouri St.)
5.	26.0	Liz Wegner (9/14/99 vs. Creighton)

Four Set

1.	38.0	Liz Wegner (10/9/99 at Texas)
2.	32.5	Liz Wegner (9/7/01 vs. Arkansas)
3.	32.0	Dawn Cady (10/13/99 vs. Kansas)
4.	31.0	Dawn Cady (9/11/99 vs. UNC-Charlotte)
5.	30.5	Kim Zschau (11/27/98 vs. Colorado)

Five Set

1.	41.5	Dawn Cady (11/21/99 at Kansas)
2.	39.0	Dawn Cady (9/22/99 at Nebraska)
	39.0	Kaitlynn Pelger (9/8/11 at Missouri St.)
4.	35.0	Kaitlynn Pelger (9/12/11 vs. Drake)
5.	33.0	Dawn Cady (9/19/98 vs. Illinois)

INDIVIDUAL, SINGLE SEASON

Rk	Player	Points	SP	AVG
1.	Cady, D. (1999)	680.0	109	6.23
2.	Wegner, L. (2000)	638.5	113	5.65
3.	Korobkova, N. (2007)	607.0	115	5.28
4.	Pelger, K. (2011)	605.0	121	5.00
5.	Wegner, L. (1999)	592.0	109	5.43
6.	Saxton, K. (1992)	584.5	104	5.62
7.	Lilliom, R. (2008)	555.0	122	4.55
8.	Hejjas, V. (2003)	539.5	126	4.28
9.	Cady, D. (1998)	533.0	109	4.89
10.	Zschau, K. (1997)	531.5	117	4.54

INDIVIDUAL, SINGLE SEASON AVERAGE

Rk	Player	AVG	Points	SP
1.	Cady, D. (1999)	6.23	680.0	109
2.	Wegner, L. (2000)	5.65	638.5	113
3.	Saxton, K. (1992)	5.62	584.5	104
4.	Wegner, L. (1999)	5.43	592.0	109
5.	Korobkova, N. (2007)	5.28	607.0	115
6.	Wegner, L. (2001)	5.02	492.0	98
7.	Pelger, K. (2011)	5.00	605.0	121
8.	Call, S. (1987)	4.89	430.5	88
9.	Cady, D. (1998)	4.89	533.0	109
10.	Zschau, D. (1998)	4.82	525.5	109

RALLY-SCORING (SINCE 2001)

TEAM, SINGLE MATCH

Three Set

1.	76.0	10/24/07 at Missouri
2.	75.0	9/1/07 vs. Louisville
3.	74.0	9/7/07 vs. Northern Iowa
	74.0	10/26/02 at Colorado
	74.0	11/25/06 vs. Kansas

Four Set

1.	97.0	9/8/06 at Northern Iowa
	97.0	9/29/04 at Oklahoma
3.	94.0	12/1/05 vs. Florida A&M
	94.0	11/10/01 vs. Colorado
5.	91.5	2x, Last: 9/28/07 at Texas A&M

Five Set

1.	112.5	11/7/07 vs. Texas A&M
2.	108.0	10/29/03 at Kansas
	108.0	11/1/06 at Colorado
4.	107.0	12/1/07 vs. Oregon
5.	105.0	11/2/05 at Iowa St.

TEAM, SINGLE SEASON (OVERALL)

Rk	Points	Year	SP	Aces	Blocks	Kills
1.	2,529.5	2003	126	212	336.5	1,981
2.	2,515.5	2007	119	225	357.5	1,933
3.	2,505.0	1996	123	238	343.0	1,924
4.	2,441.0	2000	113	174	243.0	2,024
5.	2,409.5	1998	109	137	279.5	1,993

RALLY-SCORING (SINCE 2001)

INDIVIDUAL, SINGLE MATCH

Three Set

1.	25.0	Nataly Korobkova (10/24/07 at Missouri)
	25.0	Lauren Goehring (11/30/02 at Nebraska)
	25.0	Lauren Goehring (10/26/02 at Colorado)
4.	23.0	Sandy Werner (11/23/05 vs. Baylor)
5.	22.0	3x, Last: Brooke Sassin (9/12/14 at SIU)

Four Set

1.	32.5	Liz Wegner (9/7/01 vs. Arkansas)
2.	27.5	Kaitlynn Pelger (10/22/11 at Oklahoma)
	27.5	Nataly Korobkova (9/2/07 vs. UCLA)
	27.5	Nataly Korobkova (8/31/07 at Hawaii)
5.	27.0	Lilla Porubek (11/23/11 vs. Kansas)

Five Set

1.	39.0	Kaitlynn Pelger (9/8/11 at Missouri St.)
2.	35.0	Kaitlynn Pelger (9/12/11 vs. Drake)
3.	32.5	Nataly Korobkova (11/7/07 vs. Texas A&M)
4.	30.5	Vali Hejjas (11/13/04 at Baylor)
5.	29.0	2x, Last: K. Pelger (8/30/11 vs. Creighton)

INDIVIDUAL, SINGLE SEASON

Rk	Player	Points	SP	AVG
1.	Korobkova, N. (2007)	607.0	115	5.28
2.	Pelger, K. (2011)	605.0	121	5.00
3.	Lilliom, R. (2008)	555.0	122	4.55
4.	Hejjas, V. (2003)	539.5	126	4.28
5.	Rezende, A. (2005)	504.5	119	4.24
6.	Hejjas, V. (2004)	501.0	112	4.47
7.	Goehring, L. (2003)	496.5	126	3.94
8.	Lilliom, R. (2007)	495.0	119	4.16
9.	Wegner, L. (2001)	492.0	98	5.02
10.	Porubek, L. (2011)	476.0	124	3.84

INDIVIDUAL, SINGLE SEASON AVERAGE

Rk	Player	AVG	Points	SP
1.	Korobkova, N. (2007)	5.28	607.0	115
2.	Wegner, L. (2001)	5.02	492.0	98
3.	Pelger, K. (2011)	5.00	605.0	121
4.	Lilliom, R. (2008)	4.55	555.0	122
5.	Hejjas, V. (2004)	4.47	501.0	112
6.	Goehring, L. (2002)	4.46	455.0	102
7.	Pelger, K. (2012)	4.43	438.5	99
8.	Hejjas, V. (2003)	4.28	539.5	126
9.	Rezende, A. (2005)	4.24	504.5	119
10.	Lilliom, R. (2007)	4.16	495.0	119

MOST POINTS BY CLASS

FRESHMAN

Overall (Since 2001)

Season	449.0	Kylee Zumach (2014)
Per Set	3.87	Kylee Zumach (2014)

SOPHOMORE

Overall (Since 2001)

Season	605.0	Kaitlynn Pelger (2011)
Per Set	5.00	Kaitlynn Pelger (2011)

JUNIOR

Overall (Since 2001)

Season	607.0	Nataly Korobkova (2007)
Per Set	5.28	Nataly Korobkova (2007)

SENIOR

Overall (Since 2001)

Season	555.0	Rita Lilliom (2008)
Per Set	5.02	Liz Wegner (2001)

POSTSEASON

INDIVIDUAL, SINGLE MATCH

Three Set

1.	23.0	Liz Wegner (12/5/98 vs. BYU)
2.	20.0	Vali Hejjas (12/2/04 vs. CS Northridge)
3.	19.5	Vali Hejjas (12/6/03 vs. Arkansas)
4.	19.0	Lauren Goehring (12/6/02 vs. Michigan)
5.	16.5	Vali Hejjas (12/5/03 vs. Ohio)

Four Set

1.	29.0	Liz Wegner (12/4/99 vs. Colorado St.)
2.	27.5	Dawn Cady (12/4/99 vs. Colorado St.)
3.	27.0	Yolanda Young (12/4/96 vs. CS Northridge)
4.	26.5	Liz Wegner (12/3/00 vs. Loyola-Chicago)
	26.5	Cari Jensen (12/4/00 vs. Pepperdine)

Five Set

1.	28.5	Rita Lilliom (12/1/07 vs. Oregon)
2.	26.0	Liz Wegner (11/30/01 vs. Arkansas)
3.	25.0	Kaitlynn Pelger (12/2/11 at Nebraska)
4.	24.0	Kate DeClerk (12/2/95 vs. Rhode Island)
5.	23.5	Lauren Goehring (11/30/01 vs. Arkansas)



\\ YEAR-BY-YEAR LEADERS

Year	Kills	Attacks	Hitting Percentage	Assists	Service Aces
1982	Jennifer Koehn278	Jennifer Koehn795	---	---	Cathy Sittenauer42
1983	Donna Lee.....323	Donna Lee.....793	---	---	Sharon Ridley52
1984	Mary Kinsey.....348	Mary Kinsey852	Renee Whitney389	Renee Whitney1,062	Leesa Gross52
1985	Donna Lee.....451	Donna Lee.....1,076	Donna Lee.....296	Renee Whitney1,156	Mary Kinsey54
1986	Shawnee Call427	Shawnee Call1,068	Shawnee Call256	Leslie Kull551	Kristi Jacquart49
1987	Shawnee Call379	Shawnee Call936	Shawnee Call268	Kristin Martin624	Kristi Jacquart.....82
1988	Shawnee Call310	Shawnee Call823	Shawnee Call261	Leslie Kull517	Lynda Harshbarger44
1989	Rhonda Hughes261	Rhonda Hughes722	Betsy Berkley296	Leslie Kull694	Kristin Martin43
1990	Julie James.....262	Valery Roberts.....485	Valery Roberts.....309	Alison Murphy.....919	Alison Murphy44
1991	Kathy Saxton.....300	Stephanie Liester.....755	Angie McKee217	Wendy Garrett.....996	Kathy Saxton.....46
1992	Kathy Saxton.....505	Kathy Saxton.....1,232	Kathy Saxton.....242	Chi Dau.....1,089	Kathy Saxton.....43
1993	Yolanda Young.....315	Yolanda Young.....979	Angie McKee325	Chi Dau.....1,014	Chi Dau.....27
1994	Yolanda Young.....381	Yolanda Young.....920	Kate DeClerk.....293	Devon Rynning.....778	Kathy Wylie.....14
1995	Kate DeClerk.....392	Kim Zschau891	Kate DeClerk.....352	Devon Rynning.....1,492	Devon Rynning.....55
1996	Kim Zschau399	Kim Zschau1,072	Kate DeClerk.....365	Devon Rynning.....1,498	Devon Rynning.....47
1997	Kim Zschau476	Kim Zschau1,308	Devon Rynning.....289	Devon Rynning.....1,468	Devon Rynning.....37
1998	Dawn Cady483	Dawn Cady1,353	Val Wieck319	Disney Bronnenberg1,694	Val Wieck34
1999	Dawn Cady622	Dawn Cady1,671	Kelle Branting316	Disney Bronnenberg1,508	Liz Wegner32
2000	Liz Wegner571	Liz Wegner1,340	Lauren Goehring354	Disney Bronnenberg1,696	Kelle Branting34
2001	Liz Wegner440	Liz Wegner1,210	Jayne Christen342	Gabby Guerre.....962	Lauren Goehring.....37
2002	Lauren Goehring366	Jennifer Pollard1,032	Lauren Goehring370	Gabby Guerre.....1,199	Jennifer Pollard32
2003	Vali Hejjas.....448	Vali Hejjas.....1,137	Lauren Goehring409	Gabby Guerre.....1,517	Guerre/Hejjas51
2004	Vali Hejjas.....437	Vali Hejjas.....1,090	Lisa Martin339	Gabby Guerre.....1,265	Angie Lastra67
2005	Agata Rezende.....440	Sandy Werner1,074	Joy Hamlin.....322	Stacey Spiegelberg1,482	Stacey Spiegelberg40
2006	Sandy Werner376	Sandy Werner1,132	Megan Farr322	Stacey Spiegelberg1,415	Jenny Jantsch51
2007	Nataly Korobkova.....498	Nataly Korobkova.....1,142	Megan Farr390	Stacey Spiegelberg1,590	Stacey Spiegelberg40
2008	Rita Liliom500	Rita Liliom1,352	Kelsey Chipman354	Soriana Pacheco953	Jenny Jantsch38
2009	JuliAnne Chisholm.....342	JuliAnne Chisholm.....1,164	Kelsey Chipman345	Soriana Pacheco1,161	Kathleen Ludwig.....31
2010	Kaitlynn Pelger328	JuliAnne Chisholm.....1,141	Kaitlynn Pelger254	Caitlyn Donahue1,046	Kaitlynn Pelger33
2011	Kaitlynn Pelger500	Lilla Porubek1,218	Kaitlynn Pelger304	Caitlyn Donahue1,346	Kaitlynn Pelger33
2012	Kaitlynn Pelger361	Kaitlynn Pelger799	Kaitlynn Pelger317	Caitlyn Donahue1,198	Kaitlynn Pelger28
2013	Kaitlynn Pelger322	Kaitlynn Pelger808	Kaitlynn Pelger260	Katie Brand.....1,056	Kaitlynn Pelger37
2014	Kylee Zumach.....412	Kylee Zumach1,095	Katie Reininger285	Katie Brand.....1,274	Chelsea Keating28
2015	Brooke Sassin.....378	Brooke Sassin.....1,157	Katie Reininger282	Katie Brand.....1,188	Alyssa Schultejan25
2016	Brooke Sassin.....364	Brooke Sassin.....1,004	Katie Reininger288	Katie Brand.....1,341	Bryna Vogel28
2017	Kylee Zumach350	Kylee Zumach1,024	Peyton Williams309	Sarah Dixon740	Kylee Zumach30

Year	Digs	Total Blocks	Solo Blocks	Block Assists	Points
1982	---	---	---	---	---
1983	Donna Lee.....307	---	---	---	---
1984	Renee Whitney304	---	---	---	---
1985	Donna Lee.....352	Helen Bundy138	Helen Bundy33	Helen Bundy105	Donna Lee.....510.5
1986	Shawnee Call362	Kristi Jacquart.....117	Shawnee Call24	Kristi Jacquart.....100	Shawnee Call498.0
1987	Shawnee Call336	Kristi Jacquart.....117	Kristi Jacquart.....33	Kristi Jacquart.....84	Shawnee Call430.5
1988	Shawnee Call273	Valerie Kastens.....147	Valerie Kastens37	Valerie Kastens.....110	Shawnee Call362.0
1989	Rhonda Hughes333	Betsy Berkley99	Betsy Berkley28	Betsy Berkley71	Betsy Berkley311.5
1990	Rhonda Hughes275	Valery Roberts.....65	Betsy Berkley28	Valery Roberts.....50	Betsy Berkley307.5
1991	Rhonda Hughes288	Angie McKee64	Angie McKee26	Saxton/McKee.....38	Kathy Saxton.....373.0
1992	Stephanie Liester.....243	Jill Dugan.....107	Jill Dugan.....31	Jill Dugan.....76	Kathy Saxton.....584.5
1993	Stephanie Liester.....270	Kate DeClerk.....83	Angie McKee18	Kate DeClerk.....67	Yolanda Young.....351.0
1994	Kathy Wylie.....257	Jill Dugan.....133	Jill Dugan.....25	Jill Dugan.....108	Yolanda Young.....432.0
1995	Jill Dugan.....361	Kate DeClerk.....135	Devon Rynning.....18	Kate DeClerk.....120	Kate DeClerk.....502.0
1996	Kim Zschau386	Val Wieck164	Val Wieck23	Val Wieck141	Kate DeClerk.....455.5
1997	Kim Zschau383	Val Wieck153	Val Wieck11	Val Wieck142	Kim Zschau531.5
1998	Kim Zschau455	Val Wieck146	Kelle Branting.....16	Val Wieck133	Dawn Cady533.0
1999	Dawn Cady434	Jayne Christen.....121	Kelle Branting.....15	Jayne Christen.....110	Dawn Cady680.0
2000	Lisa Mimick342	Kelle Branting.....110	Kelle Branting.....11	Kelle Branting.....110	Liz Wegner638.5
2001	Lisa Mimick382	Jayne Christen.....125	Jayne Christen.....15	Jayne Christen.....110	Liz Wegner492.0
2002	Laura Downey.....558	Lisa Martin115	Lauren Goehring23	Lisa Martin100	Lauren Goehring.....455.0
2003	Laura Downey.....534	Lisa Martin144	Gabby Guerre.....9	Lisa Martin136	Vali Hejjas.....539.5
2004	Angie Lastra.....493	Lisa Martin157	Joy Hamlin.....18	Lisa Martin150	Vali Hejjas.....501.0
2005	Angie Lastra.....490	Joy Hamlin168	Megan Kroeker11	Joy Hamlin168	Agata Rezende.....504.5
2006	Angie Lastra.....474	Megan Kroeker150	Megan Kroeker15	Megan Kroeker135	Sandy Werner432.0
2007	Angie Lastra575	Kelsey Chipman175	Megan Farr14	Kelsey Chipman162	Nataly Korobkova607.0
2008	Lauren Mathewson505	Megan Farr151	Kelsey Chipman19	Megan Farr140	Rita Liliom555.0
2009	Lauren Mathewson514	Kelsey Chipman131	Kelsey Chipman21	Kelsey Chipman110	Kelsey Chipman401.0
2010	Lauren Mathewson540	Alex Muff145	Kaitlynn Pelger11	Alex Muff135	Kaitlynn Pelger416.5
2011	Kuulei Kabalis.....478	Alex Muff122	Kaitlynn Pelger23	Alex Muff114	Kaitlynn Pelger605.0
2012	Kuulei Kabalis.....322	Alex Muff136	Lilla Porubek10	Alex Muff128	Kaitlynn Pelger438.5
2013	Tristan McCarty326	Taylor Johnson116	Johnson/Pelger.....8	Taylor Johnson108	Kaitlynn Pelger419.0
2014	Kersten Kober.....413	Natali Jones146	Natali Jones12	Natali Jones134	Kylee Zumach449.0
2015	Kersten Kober.....500	Katie Reininger106	Katie Reininger8	Katie Reininger98	Brooke Sassin419.5
2016	Kersten Kober.....428	Katie Reininger89	Kylee Zumach15	Katie Reininger83	Brooke Sassin413.0
2017	Reilly Killeen.....412	Macy Flowers89	Kylee Zumach8	Macy Flowers85	Kylee Zumach408.0

Bold: K-State single season overall record

Bold: K-State single season record for the rally-scoring era (since 2001)

ALL-AMERICA SELECTIONS

AVCA

2016	Katie Brand.....	Third Team
2015	Katie Brand.....	Honorable Mention
2014	Katie Brand.....	Honorable Mention
2014	Kylee Zumach.....	Honorable Mention
2012	Kaitlynn Pelger.....	Honorable Mention
2011	Kaitlynn Pelger.....	Honorable Mention
2008	Nataly Korobkova.....	Third Team
2007	Nataly Korobkova.....	Third Team
2004	Vali Hejjas.....	Honorable Mention
2003	Lauren Goehring.....	First Team
2003	Gabby Guerre.....	Honorable Mention
1999	Dawn Cady.....	Second Team

VOLLEYBALL MAGAZINE

2011	Kaitlynn Pelger.....	Third Team
2001	Liz Wegner.....	Honorable Mention
2000	Liz Wegner.....	Honorable Mention
1999	Dawn Cady.....	Honorable Mention

STRENGTH AND CONDITIONING

1992	Kathy Saxton
------	--------------

CONFERENCE AWARDS

BIG 12 COACH OF THE YEAR

2003	Suzie Fritz
2002	Suzie Fritz

BIG 12 PLAYER OF THE YEAR

2003	Lauren Goehring
------	-----------------

BIG 12 LIBERO OF THE YEAR

2007	Angie Lastra
2004	Angie Lastra
2003	Laura Downey-Wallace
2002	Laura Downey-Wallace

BIG 12 FRESHMAN OF THE YEAR

2014	Kylee Zumach*
------	---------------

BIG 12 NEWCOMER OF THE YEAR

2007	Nataly Korobkova
2003	Vali Hejjas

BIG 12 SCHOLAR-ATHLETE OF THE YEAR

2015	Kersten Kober
------	---------------

ALL-BIG 12 CONFERENCE

2017	Bryna Vogel.....	Second Team
	Peyton Williams.....	All-Freshman
2016	Katie Brand.....	First Team
	Katie Reininger.....	Second Team
	Bryna Vogel.....	Second Team
	Elle Sandbothe.....	All-Freshman
2015	Katie Brand.....	First Team
	Katie Reininger.....	Second Team
	Brooke Sassin.....	Second Team
	Macy Flowers.....	All-Freshman*
	Alyssa Schultejans.....	All-Freshman
2014	Katie Brand.....	First Team
	Kylee Zumach.....	First Team*/All-Freshman*
	Natali Jones.....	Second Team
2013	Kaitlynn Pelger.....	First Team*
	Katie Brand.....	All-Freshman*
2012	Caitlyn Donahue.....	First Team
	Kaitlynn Pelger.....	First Team*
	Alex Muff.....	Honorable Mention
2011	Kaitlynn Pelger.....	First Team
	Lilla Porubek.....	Honorable Mention
	Kaitlynn Pelger.....	All-Freshman
2009	Kelsey Chipman.....	Honorable Mention
2008	Nataly Korobkova.....	First Team
	Rita Liliom.....	First Team
	Megan Farr.....	Honorable Mention
2007	Nataly Korobkova.....	First Team
	Megan Farr.....	Honorable Mention
	Angie Lastra.....	Honorable Mention
	Stacey Spiegelberg.....	Honorable Mention
2005	Agata Rezende.....	First Team
2004	Vali Hejjas.....	First Team
	Gabby Guerre.....	First Team
	Lisa Martin.....	Honorable mention
2003	Lauren Goehring.....	First Team
	Gabby Guerre.....	First Team
	Vali Hejjas.....	First Team
	Laura Downey-Wallace.....	Honorable Mention
	Lisa Martin.....	Honorable Mention
2002	Lauren Goehring.....	First Team
	Gabby Guerre.....	First Team
	Cari Jensen.....	First Team
	Laura Downey-Wallace.....	Honorable Mention
2001	Lisa Mimick.....	First Team
	Liz Wegner.....	First Team

2000	Kelle Branting.....	First Team
	Liz Wegner.....	First Team
	Disney Bronnenberg.....	Honorable Mention
1999	Dawn Cady.....	First Team*
	Disney Bronnenberg.....	First Team
	Liz Wegner.....	Honorable Mention
1998	Kim Zschau.....	First Team*
	Val Wieck.....	First Team
1997	Val Wieck.....	First Team
	Devon Rynning.....	Honorable Mention
	Kim Zschau.....	Honorable Mention
1996	Kate DeClerk.....	First Team

ALL-BIG EIGHT CONFERENCE

1995	Kate DeClerk.....	Second Team
	Yolanda Young.....	Second Team
1994	Yolanda Young.....	Second Team
1992	Kathy Saxton.....	Honorable Mention
1991	Kathy Saxton.....	Honorable Mention
1990	Valery Roberts.....	Second Team
1989	Lynda Harshbarger.....	Second Team
	Betsy Berkley.....	Honorable Mention
	Rhonda Hughes.....	Honorable Mention
1988	Shawnee Call.....	First Team
	Valerie Kastens.....	Second Team
1987	Shawnee Call.....	First Team
1986	Shawnee Call.....	First Team
1985	Renee Whitney.....	First Team
	Donna Lee.....	First Team
1984	Renee Whitney.....	First Team
1983	Sharon Ridley.....	Second Team
	Cathy Sittenauer.....	Second Team
1982	Jennifer Koehn.....	Second Team

*Unanimous selection

OTHER ATHLETIC HONORS

U.S. NATIONAL TEAM TRIALS

1998	Kim Zschau
------	------------

U.S. OLYMPIC SPORTS FESTIVAL

1986	Shawnee Call
	Mary Kinsey
1982	Cathy Sittenauer
1981	Jennifer Koehn

AVCA/USVBA ALL-DISTRICT V/CENTRAL/MIDWEST

2016	Katie Brand.....	First Team
	Brooke Sassin.....	Honorable Mention
2015	Katie Brand.....	First Team
2014	Katie Brand.....	First Team
	Kylee Zumach.....	First Team
	Katie Reininger.....	Honorable Mention
2013	Kaitlynn Pelger.....	Honorable Mention
2012	Kaitlynn Pelger.....	First Team
	Caitlyn Donahue.....	Honorable Mention
2011	Kaitlynn Pelger.....	First Team
2008	Nataly Korobkova.....	First Team
	Rita Liliom.....	Honorable Mention
2007	Nataly Korobkova.....	First Team
	Angie Lastra.....	Honorable Mention
2004	Vali Hejjas.....	Honorable Mention
	Gabby Guerre.....	Honorable Mention
2003	Lauren Goehring.....	First Team
	Gabby Guerre.....	First Team
	Laura Downey-Wallace.....	Honorable Mention
2002	Lauren Goehring.....	Honorable Mention
	Laura Downey-Wallace.....	Honorable Mention
2000	Kelle Branting.....	Honorable Mention
	Liz Wegner.....	Honorable Mention
1999	Dawn Cady.....	First Team
1996	Kate DeClerk.....	First Team
	Devon Rynning.....	First Team
1988	Shawnee Call.....	Honorable Mention
1987	Shawnee Call.....	Honorable Mention
1986	Shawnee Call.....	Honorable Mention
1984	Donna Lee.....	Honorable Mention
	Renee Whitney.....	Honorable Mention

BIG EIGHT CONFERENCE GOLD MEDALLION WINNER

1992	Kathy Saxton
------	--------------

PLAYER OF THE WEEK

AVCA NATIONAL HONOREES

2014	Natali Jones.....	Oct. 26
2012	Kaitlynn Pelger.....	Sept. 18
1999	Dawn Cady.....	Sept. 27
1996	Kate DeClerk.....	Sept. 23
1995	Kate DeClerk.....	Sept. 26

COLLEGIATE VOLLEYBALL UPDATE (CVU) NATIONAL HONOREES

2012	Kaitlynn Pelger.....	Sept. 11
2011	Kaitlynn Pelger.....	Sept. 20
2006	Stacey Spiegelberg.....	Nov. 27

BIG 12 CONFERENCE HONOREES

2017	Peyton Williams (Freshman).....	Aug. 28
	Macy Flowers (Defensive).....	Nov. 20
2016	Bryna Vogel (Offensive).....	Sept. 19
2015	Kersten Kober (Defensive).....	Oct. 5
	Katie Brand (Defensive).....	Oct. 26
	Macy Flowers (Co-Rookie).....	Nov. 2
	Alyssa Schultejans (Rookie).....	Nov. 9
2014	Kylee Zumach (Rookie).....	Sept. 8
	Kylee Zumach (Rookie).....	Sept. 15
	Kylee Zumach (Co-Rookie).....	Sept. 22
	Kylee Zumach (Rookie).....	Oct. 6
	Katie Reininger (Offensive).....	Oct. 13
	Katie Brand (Defensive).....	Oct. 13
	Natali Jones (Co-Offensive).....	Oct. 27
	Kylee Zumach (Rookie).....	Oct. 27
2013	Katie Brand (Rookie).....	Sept. 16
	Kaitlynn Pelger (Defensive).....	Sept. 23
	Kaitlynn Pelger (Offensive).....	Oct. 21
	Kaitlynn Pelger (Offensive).....	Nov. 4
	Taylor Johnson (Defensive).....	Nov. 11
2012	Kaitlynn Pelger (Offensive).....	Sept. 17
	Kaitlynn Pelger (Offensive).....	Oct. 1
2011	Kaitlynn Pelger (Offensive).....	Sept. 19
	Kaitlynn Pelger (Offensive).....	Sept. 26
2010	Julianne Chisholm (Offensive).....	Sept. 20
	Alex Muff (Defensive).....	Sept. 20
	Kaitlynn Pelger (Rookie).....	Nov. 29
2009	Lauren Mathewson (Defensive).....	Nov. 9
	Kelsey Chipman (Defensive).....	Nov. 30
2008	Kelsey Chipman (Offensive).....	Sept. 8
	Rita Liliom (Offensive).....	Sept. 15
	Lauren Mathewson (Defensive).....	Oct. 13
	Soriana Pacheco (Rookie).....	Nov. 3
	Kelsey Chipman (Defensive).....	Nov. 17
2007	Nataly Korobkova (Offensive).....	Sept. 4
	Angie Lastra (Defensive).....	Nov. 5
	Angie Lastra (Defensive).....	Nov. 12
2006	Stacey Spiegelberg.....	Nov. 27
2004	Vali Hejjas.....	Sept. 6
	Angie Lastra.....	Sept. 13
2003	Lauren Goehring.....	Sept. 15
	Vali Hejjas.....	Sept. 22
	Gabby Guerre.....	Dec. 1
2002	Cari Jensen.....	Oct. 28
2001	Cari Jensen.....	Nov. 5
	Lisa Mimick.....	Nov. 12
	Gabby Guerre.....	Nov. 19
2000	Cari Jensen (co).....	Oct. 30
	Liz Wegner.....	Nov. 20
1999	Dawn Cady.....	Sept. 27
	Dawn Cady.....	Oct. 18
1998	Disney Bronnenberg.....	Sept. 21
1997	Dawn Cady.....	Sept. 2
	Devon Rynning.....	Sept. 16
1996	Kate DeClerk.....	Sept. 23
	Kim Zschau.....	Nov. 4

BIG EIGHT CONFERENCE HONOREES

1995	Kate DeClerk.....	Sept. 26
	Devon Rynning.....	Oct. 2
1994	Yolanda Young.....	Oct. 10
1992	Kathy Saxton.....	Sept. 8
1991	Kathy Saxton.....	Oct. 28
1990	Valery Roberts.....	Oct. 15
1988	Shawnee Call.....	Sept. 17
1987	Shawnee Call.....	Sept. 19
1985	Renee Whitney.....	Nov. 15
1984	Renee Whitney.....	Oct. 19
1983	Cathy Sittenauer.....	Sept. 24
	Sharon Ridley.....	Oct. 15

ACADEMIC HONORS

AVCA ACADEMIC TEAM AWARD

Awarded to teams with a team GPA of 3.30 or higher

2017-18
2016-17
2015-16
2014-15
2013-14
2012-13
2011-12
2010-11
2007-08
2006-07
2005-06
2004-05
2003-04
2002-03
2001-02
1996-97

ACADEMIC ALL-AMERICA

2010 JuliAnne ChisholmSecond Team
2009 JuliAnne ChisholmThird Team
2003 Cari JensenFirst Team
2002 Cari JensenThird Team
1982 Jennifer KoehnThird Team

ACADEMIC ALL-DISTRICT

2016 Katie BrandFirst Team
Kersten KoberFirst Team
2015 Katie BrandFirst Team
Kersten KoberFirst Team
2010 JuliAnne ChisholmFirst Team
Lauren MathewsonThird Team
2009 Kelsey ChipmanFirst Team
JuliAnne ChisholmFirst Team
2008 Jenny JantschSecond Team
Kelsey ChipmanThird Team
Megan FarrThird Team
2007 Kelsey ChipmanFirst Team
Angie LastraThird Team
2006 Angie LastraThird Team
2004 Gabby GuerreSecond Team
2003 Cari JensenFirst Team
Lauren Goehring
2002 Cari JensenFirst Team
2001 Jayne Christen
Liz Wegner
2000 Kelle Branting
1998 Dawn Cady
1982 Jennifer Koehn
Cathy Sittenauer

ACADEMIC ALL-BIG 12 CONFERENCE

2017 Sarah DixonFirst Team
Macy FlowersFirst Team
Zsafia GyimesFirst Team
Elle SandbotheFirst Team
Alyssa SchultejansFirst Team
Bryna VogelFirst Team
Peyton WilliamsFirst Team
Devan FairfieldSecond Team
Kylie ZumachSecond Team
2016 Mattie BatchelderFirst Team
Katie Brand (4.0 GPA)First Team
Macy FlowersFirst Team
Zsafia GyimesFirst Team
Kersten Kober (4.0 GPA)First Team
Katie ReiningerFirst Team
Brooke SassinFirst Team
Alyssa SchultejansFirst Team
Bryna VogelFirst Team
Devan FairfieldSecond Team
2015 Mattie BatchelderFirst Team
Katie BrandFirst Team
Kersten Kober (4.0 GPA)First Team
Katie ReiningerFirst Team
Brooke SassinFirst Team
Bryna VogelFirst Team
Devan FairfieldSecond Team
2014 Katie BrandFirst Team
Taylor JohnsonFirst Team
Kersten Kober (4.0 GPA)First Team
Gina MadoniaFirst Team
Katie ReiningerFirst Team
Chelsea KeatingSecond Team
2013 Katie BrandFirst Team
Courtney Cook (4.0 GPA)First Team
Taylor JohnsonFirst Team
Gina MadoniaFirst Team
Kaitlynn PelgerFirst Team
Lilla PorubekFirst Team
Courtney TraxsonFirst Team
Dakota KaufmanSecond Team
Chelsea KeatingSecond Team

2012 Caitlyn DonahueFirst Team
Kuulei KabalisFirst Team
Kathleen LudwigFirst Team
Gina MadoniaFirst Team
Alex MuffFirst Team
Lilla PorubekFirst Team
Courtney TraxsonFirst Team
Dakota KaufmanSecond Team
2011 Caitlyn DonahueFirst Team
Kathleen LudwigFirst Team
Alex MuffFirst Team
Lilla PorubekFirst Team
Courtney TraxsonFirst Team
Dakota KaufmanSecond Team
2010 JuliAnne Chisholm (4.0 GPA)First Team
Caitlyn DonahueFirst Team
Lauren MathewsonFirst Team
Alex MuffFirst Team
Kathleen LudwigSecond Team
Kelsey ChipmanFirst Team
2009 JuliAnne Chisholm (4.0 GPA)First Team
Abby FayFirst Team
Lauren MathewsonFirst Team
Kelsey ChipmanFirst Team
2008 Megan Farr (4.0 GPA)First Team
Abby FayFirst Team
Jenny Jantsch (4.0 GPA)First Team
Lauren MathewsonFirst Team
Leslie TownsendFirst Team
2007 Kelsey Chipman (4.0 GPA)First Team
Megan FarrFirst Team
Jenny JantschFirst Team
Angie LastraFirst Team
Lauren RosenthalFirst Team
Stacey SpiegelbergFirst Team
Leslie TownsendFirst Team
2006 Megan FarrFirst Team
Jenny JantschFirst Team
Angie LastraFirst Team
Lauren RosenthalFirst Team
Stacey SpiegelbergFirst Team
Leslie TownsendFirst Team
Sandy WernerFirst Team
Megan KroekerSecond Team
2005 Joy HamlinFirst Team
Jenny JantschFirst Team
Angie LastraFirst Team
Jamie PerkinsFirst Team
Stacey SpiegelbergFirst Team
Sandy WernerFirst Team
Rita LiliomSecond Team
Katie StanzelSecond Team
2004 Gabby GuerreFirst Team
Joy HamlinFirst Team
Jamie PerkinsFirst Team
Katie StanzelFirst Team
Sandy WernerFirst Team
Vali HejasSecond Team
2003 Laura Downey-WallaceFirst Team
Lauren GoehringFirst Team
Cari JensenFirst Team
Kris JensenFirst Team
Gabby GuerreFirst Team
Katie StanzelFirst Team
Michaela FranklinSecond Team
2002 Jennifer PollardFirst Team
Laura Downey-WallaceFirst Team
Lauren GoehringFirst Team
Cari JensenFirst Team
Kris JensenFirst Team
Gabby GuerreFirst Team
Katie StanzelFirst Team
2001 Jayne ChristenFirst Team
Lauren GoehringFirst Team
Cari JensenFirst Team
Kris JensenFirst Team
Lisa MimickFirst Team
Jennifer PollardFirst Team
Liz WegnerFirst Team
2000 Kelle BrantingFirst Team
Jayne ChristenFirst Team
Lisa MimickFirst Team
Jennifer PollardFirst Team
Liz WegnerSecond Team
1999 Kelle BrantingFirst Team
Dawn CadyFirst Team
Jayne ChristenFirst Team
Heather LindellFirst Team
Lisa MimickFirst Team
1998 Kelle BrantingFirst Team
Dawn CadyFirst Team
Val WieckHonorable Mention
Kim ZschauHonorable Mention
1997 Dawn CadyFirst Team
Linsey LutherFirst Team
Val PhillipsFirst Team
Kim ZschauFirst Team

Devon RynningHonorable Mention
Val WieckHonorable Mention
1996 Kate DeClerkFirst Team
Heather LindellFirst Team
Kelli LutherFirst Team
Linsey LutherFirst Team
Val PhillipsFirst Team
Kim ZschauFirst Team
Abbie BrownHonorable Mention
Dawn CadyHonorable Mention
Devon RynningHonorable Mention

ACADEMIC ALL-BIG EIGHT CONFERENCE

1994 Kathryn Wylie
1993 Stephanie Liester
Angie McKee
1992 Kathy Saxton
1991 Rhonda Hughes
Kathy Saxton
1990 Betsy Berkley
Rhonda Hughes
1989 Betsy Berkley
Rhonda Hughes
1988 Valerie Kastens
1983 Cathy Sittenauer

ACADEMIC ALL-BIG 12 ROOKIE

2017-18 Brynn Carlson
2016-17 Elle Sandbothe
Maureen Schick
2015-16 Macy Flowers
Zsafia Gyimes
Alyssa Schultejans
2014-15 Bryna Vogel
Kylie Zumach
2013-14 Kersten Kober

KATIE BRAND

2014, 2015 & 2016 ALL-AMERICAN

Setter // 2012-16

Grand Island, Neb. (Central Catholic)

CURRENTLY

Graduated in December 2016 with a degree in life sciences (pre-physician assistant) and gerontology with minors in biology and leadership. She is currently enrolled in physician's assistant program at UMKC.

BRAND'S HONORS

- 2016 AVCA All-America Third Team
- Two-time AVCA All-America Honorable Mention
- Three-time AVCA Midwest All-Region Team
- Three-time All-Big 12 First Team
- 2013 All-Big 12 Freshman Team
- Three-time Big 12 Player of the Week
- Two-time CoSIDA Academic All-District 7 First Team
- Three-time Academic All-Big 12 First Team
- Eight all-tournament team selections
- Four tournament MVP awards

ALL-AMERICAN SEASON (2014)

- Tallied 1,274 assists, 314 digs, 112 kills and 104 blocks in 116 sets to help K-State make its 15th NCAA Tournament appearance
- First Wildcat ever to have 1,000+ assists, 300+ digs, 100+ kills and 100+ blocks in a single season
- Fourth Wildcat, and first sophomore, to join the Quadruple-Triple Club
- Second in the Big 12, and 35th in the nation, with 10.98 assists/set in overall matches
- 112 kills were the most by a K-State setter since 2007
- 104 blocks were the most by a K-State setter since 2006
- Notched 20 double-doubles, most by a Wildcat since 1999
- 12 straight double-doubles from Sept. 8-Oct. 8, the longest such streak in school history
- First career triple-double on Sept. 19 at Michigan, registering 42 assists, 11 blocks and 10 digs

ALL-AMERICAN SEASON (2015)


- Totaled 1,188 assists, 332 digs, 133 kills, 79 blocks, 14 aces and 188.5 points to help lead K-State to its second straight NCAA Tournament
- 332 digs were the most ever by a K-State setter
- Third in the Big 12 in assists/set (11.10) ... Only player to rank in the Big 12's top-10 for both assists and digs/set
- Led the Big 12 with 20 double-doubles
- First Wildcat ever to have back-to-back campaigns with 1,000 assists, 300 digs and 100 kills
- Her 188.5 points were the most by a K-State setter since 2007
- Most kills by a K-State setter since 2005
- Best hitting efficiency (.372) by a K-State setter since 1985

ALL-AMERICAN SEASON (2016)

- Totaled 1,341 assists, 325 digs, 130 kills, 81 blocks, 21 aces and 194.5 points to help lead K-State to its third straight NCAA Tournament
- Became third setter and eight-ever Wildcat to enter Double-Grand Club (assists, digs)
- First Wildcat ever to have three straight seasons with 1,000 assists, 300 digs and 100 kills.
- Finalist for the NCAA Senior CLASS Award
- NCAA Woman of the Year nominee

CAREER

- First three-time All-American in K-State history
- Fourth in program history with 4,859 career assists
- Second in program history in rally-scoring era
- Second in program history with 68 double-doubles
- Third setter in K-State history with 1,000+ career digs





DAWN CADY

1999 ALL-AMERICAN

Outside Hitter // 1996-99
Marshall, Minn. (Marshall High School)

CURRENTLY

Associate Head Coach at Iowa State ... Graduated in May 2000 with a degree in kinesiology ... Married to Josh Sullivan ... The couple has four children, Katie, Sarah, Emily and Matthew ... Inducted to the K-State Athletics Hall of Fame in 2016.

CADY'S HONORS

- First All-American in K-State Volleyball history
- Elected to the K-State Athletics Hall of Fame as part of the Class of 2016
- The state of Kansas 2000 NCAA Woman of the Year
- 1999 Second Team All-American by the AVCA
- 1999 Honorable Mention All-American by Volleyball Magazine
- 1999 Unanimous First Team All-Big 12 Conference
- Academic All-Big 12 Conference all four years
- 1998 GTE/CoSIDA Academic All-District VII Volleyball Team
- AVCA/Sports Imports National Player of the Week (9/25/99)

ALL-AMERICAN SEASON (1999)

- Finished third nationally in kills/game with a 5.71
- Concluded the season with 22 double-doubles (in 30 matches), including six 20/20 double-doubles. Those 20/20 double-doubles came against the likes of No. 4 Nebraska, No. 8 Texas, No. 14 Texas A&M and No. 22 Baylor.
- Posted double-digit kills in 29 matches, including 20 or more kills in 14 matches
- Posted double-digit digs in 23 matches, including 20 or more

- digs in eight matches
- With her school-record 39 kills against Kansas on Nov. 21, she also broke Kathy Saxton's 1992 single-season record for kills (505)
- With her 27 kills against No. 11 Colorado State in the second round of the NCAA Tournament, she shattered the Big 12 Conference single-season record for kills held by Elisha Polk (619) with 622 for the season
- Shattered the K-State, Big 12 Conference and Nebraska Coliseum single-match records for total attacks with 93 in the Wildcats' first-ever win over No. 4 Nebraska on September 22

CAREER

- Led Kansas State to one of its most successful four-year periods in school history. She was a part of the first senior class at K-State to make four consecutive NCAA Tournament appearances as her teams posted an 86-43 (.667) overall record, including a 50-30 mark in the Big 12
- Played in 404 games in her career, tallying 1,611 kills, 4,216 total attacks, 88 service aces, 1,258 digs and 189 blocks
- In 125 career matches, she collected 54 double-doubles, 79 double-digit kills, 46 double-digit digs
- One of five players in school history with 1,000 kills and 1,000 digs in her career
- One of three players in school history with 1,600+ kills

LAUREN GOEHRING

2003 ALL-AMERICAN

Middle Blocker // 2000-03
Fort Worth, Texas (Fossil Ridge HS)

CURRENTLY

Married former Wildcat track and field athlete Coby Cost on July 1, 2006 ... Graduated in May 2004 with a degree in management and operational management ... The couple has one daughter, Eilley.

GOEHRING'S HONORS

- Elected to the K-State Athletics Hall of Fame as part of the Class of 2013
- 2003 First Team AVCA All-American
- 2003 Big 12 Player of the Year
- 2003 First Team All-Big 12, All-Central Region
- 2003 Preseason Big 12 Co-Player of the Year
- Big 12 Player of the Week (9/15/03)
- 2003 Academic All-District VII
- Three-time Academic All-Big 12 (2001, 2002, 2003)
- 2002 First Team All-Big 12, Second Team All-Central Region
- Eighth all-time at Kansas State in kills with 1,212
- Named to Dean's List twice (Spring 2001, Spring 2002)

ALL-AMERICAN SEASON (2003)

- Named Big 12 Player of the Year both in the preseason and postseason
- Named First Team All-Central Region
- Led the Big 12 with a .405 hitting percentage
- Set a new K-State single-season record with a .405 hitting percentage
- Hit .300 or better in 28 matches, .400 or better in 20 matches

- Had two double-doubles, 26 10-plus kill matches and collected at least five blocks in 14 matches
- Named MVP of Montana State, Florida State and Wildcat Invitational in consecutive weeks
- Had a stretch of nine matches from August 23 until September 12 in which she collected 10 or more kills while hitting over .440
- Collected a season-high 22 kills on September 5 against Montana State while hitting at a .576 clip
- Collected 13 kills and nine blocks while hitting .524 in a win over Kansas on September 17
- Collected 17 kills and seven blocks in a win over Missouri on October 8
- Amassed 20 kills at .485 clip in a dramatic come-from-behind win over Kansas in Lawrence on October 29

CAREER

- Two triple-100 seasons with 100+ kills, digs and blocks
- Eighth all-time at Kansas State in kills with 1,212
- Holds three of the school's top 10 hitting percentage marks for a single season
- K-State's career hitting percentage record holder (.354)
- Sixth all-time in total career blocks with 429
- Eighth all-time in career block assists with 380



GABBY GUERRE

2003 ALL-AMERICAN

Setter // 2001-04

Houston, Texas (Mayde Creek HS)

GRADUATION

Graduated in May 2005 with a degree in mechanical engineering

GUERRE'S HONORS

- 2003 Honorable Mention AVCA All-American
- Three-time First Team All-Big 12 selection (2002, 2003, 2004)
- Two-time All-Central Region selection (2003, 2004)
- Two-time Big 12 Player of the Week selection
- Three-time Academic All-Big 12 selection (2002, 2003, 2004)
- 2004 Academic All-District selection

ALL-AMERICAN SEASON (2003)

- Finished among the Big 12 leaders for setters in kills, digs and blocks
- Tallied three triple-doubles on the season, the second-most ever in a single-season in school history
- Collected 13 double-doubles and hit .300 or better in 20 matches
- Dished out a season-high 76 assists in a come-from-behind win at Kansas on October 29
- Collected seven service aces on September 9 against UMKC, which are tied for the second-most ever in K-State history in a three-set match
- Collected 51 service aces on the season, which are tied for the sixth-most in single-season school history
- Dished out 50 or more assists in nine matches and 40 or more in 21 matches

- Collected first triple-double of the season on October 4 at Texas A&M with 10 kills, 12 digs and 57 assists.
- Added second triple-double on November 29 in a loss at Texas with 10 kills, 13 digs and 50 assists
- Wrapped up the season with a triple-double in the NCAA Regional Semifinal against No. 10 Penn State after a 10-kill, 19-dig and 51-assist performance
- Collected a season-high 11 kills, along with 43 assists, in a win at Iowa State on October 22

CAREER

- Ranks second all-time in school history with 4,943 assists
- Collected five career triple-doubles, tying a school record
- Fifth in school history with 43 career double-doubles
- Holds the K-State record for double-doubles by a freshman (12 in 2001)
- One of only four K-State players to ever reach the century mark in four statistical categories in the same season (2003: 221 kills, 294 digs, 1517 assists and 110 blocks)
- One of two K-State setters in school history with 1,000+ career digs and assists
- One of seven K-State players in school history in the Double-Grand Club (1,000+ in kills and digs or 1,000+ in digs and assists)

VALI HEJJAS

2004 ALL-AMERICAN

Outside Hitter // 2003-04

Kecskemet, Hungary (Matyas Karragics)

AFTER K-STATE

Played professionally in Europe ... Graduated in May 2006 with a degree in agribusiness.

HEJJAS' HONORS

- 2004 Honorable Mention AVCA All-American
- 2004 First Team All-Big 12
- 2004 All-District Selection
- 2003 Big 12 Newcomer of the Year
- 2003 First Team All-Big 12
- Two-time Big 12 Player of the Week

ALL-AMERICAN SEASON (2004)

- Finished among the Big 12 leaders in kills (10th, 437) and kills per set (10th, 3.90)
- Also ranked ninth in Big 12-only matches with a 4.01 kills per set average
- Had 10 or more kills in 22 matches, 20 or more in four and 30-plus in one match
- Collected eight double-doubles, including 10 matches with 10 or more digs
- Had a career-high 30 kills in a win at Baylor (11/13)
- Set career-highs in six offensive categories in 2004 season

CAREER

- Finished third all-time in career kills-per-game average with a 3.72
- Became just the fourth player in school history to notch 30 kills in a match when she had 30 at Baylor on Nov. 13, 2004
- Led the Wildcats in kills and attacks for two seasons
- Had 300 kills and digs during the 2004 season
- Finished with 10 career double-doubles
- Had 48 10+ kill matches in two seasons
- Also collected 20 or more kills in six career matches
- Had 10 or more digs in 12 matches
- Was first Wildcat to earn the Big 12's Newcomer of the Year award (2003)



NATALY KOROBKOVA

2007 & 2008 ALL-AMERICAN

Outside Hitter // 2007-08
Krasnoyarsk, Russia (St. Siberian Tech)

KOROBKOVA'S HONORS

- Two-time AVCA Third Team All-American (2007, 2008)
- Two-time All-Big 12 First Team (2007, 2008)
- Two-time AVCA First Team All-Central Region (2007, 2008)
- 2007 Big 12 Newcomer of the Year
- Honored as Hawaiian Airlines Wahine Classic and Best Western Shocker Classic All-Tournament Teams (2007)
- Named Big 12 Offensive Player of the Week for her performance in Wahine Classic (2007)
- Named tournament MVP at Shocker Classic (2007)
- Named MVP at Nike Portland Invitational (2008)
- Named to Mortar Board Premier All-Tournament Team (2008)

ALL-AMERICAN SEASON (2007)

- Tallied 498 kills, which was then fifth all-time in K-State history (now seventh)
- Had eight matches with 20 or more kills, then the sixth most in K-State history (now tied for seventh)
- Finished the season sixth in the Big 12 in kills per set at 4.33, which is the eighth best average in school history and best mark in school history for the rally-scoring era (since 2001)
- Ranked eighth in the Big 12 in blocks per set at 1.23
- Totaled 138 block assists, the eighth most in a single season in school history
- Led the team or tied for the team lead in kills in 18 matches

- Had 23 kills on Oct. 24 at Missouri, which are tied for the fifth most in school history for a three-set match.

ALL-AMERICAN SEASON (2008)

- Recorded 389 kills in 121 sets, which were the second-most on the team
- Had three matches with 20 or more kills
- Had 20 matches with at least 10 kills
- Ranked ninth in the Big 12 in blocks per set at 0.95
- Led team in kills in 10 matches

CAREER

- Led Kansas State to the NCAA Tournament Second Round before being eliminated by Oregon in 2007 and again in 2008 losing to Santa Clara in the First Round
- Played in every set of the 2007 season
- Helped Kansas State to a 23-9 record in 2007, including an 8-2 mark out of conference with a win over No. 14 Cal Poly. All but one loss came against a ranked opponent.
- Total of 11 matches with 20 or more kills for her career ranks tied for sixth all-time in school history.

KAITLYNN PELGER

2011 & 2012 ALL-AMERICAN

Middle Blocker // 2010-13
Olathe, Kan. (Olathe South HS)

PELGER'S HONORS

- 2012 AVCA All-American Honorable Mention
- 2011 AVCA All-American Honorable Mention
- 2011 Volleyball Magazine Third Team
- Three-time All-Big 12 First Team - 2011, 2012, 2013
- Two-time All-Central Region Team
- 2013 All-Central Region Honorable Mention
- 2010 All-Big 12 Freshman Team
- AVCA National Player of the Week (9/18/12)
- Two-time CVU National Player of the Week
- Eight-time Big 12 Player of the Week
- 2013 Academic All-Big 12 First Team
- Big 12 Commissioner's Honor Roll (Fall 2013)
- Six-time regular season tournament MVP
- Eight-time regular season all-tournament team selection

ALL-AMERICAN SEASON (2011)

- Became first K-State All-American since 2008 after leading the team with 500 kills, 4.13 kills per set, and 33 aces and finishing second on the Wildcats in blocks (121) and third in digs (337)
- Her 500 kills are tied for the most during the rally-scoring era and tied for fifth overall
- Had 15 double-doubles
- 11 matches with 20+ kills, which is the second most in school history
- Four all-tournament team selections and two tournament MVP honors
- Back-to-back Big 12 Player of the Week (9/19 and 9/26)
- CVU.com National Player of the Week (9/20)

- Career-high 32 kills against Drake on Sept. 12
- 26 kills and 14 blocks against Missouri St. on Sept. 8 ... Also had six solo blocks in the match against the Bears, which were the second-most in school history

ALL-AMERICAN SEASON (2012)

- All-Big 12 First Team (unanimous selection)
- Led team in kills (361), kills per set (3.65), and aces (28) and was second in digs (273) and blocks (91)
- AVCA National Player of the Week on Sept. 18 after earning tournament MVP honors at the Golden Hurricane Classic ... Averaged 4.18 kills on a .440 hitting percentage, 2.45 digs, 1.09 blocks, and 0.45 aces during the tournament
- Named Big 12 Offensive Player of the Week on 9/17 and 10/1
- CVU.com National Performer of the Week on 9/11
- Averaged 3.65 kills to rank third in the Big 12
- Averaged 3.38 kills per set in conference-only matches
- Tallied nine double-doubles

CAREER

- Left as K-State's all-time career kills leader during the rally-scoring era
- Her 1,511 career kills are the fourth-most in school history overall
- Her 131 aces are the seventh-most in school history
- Also finished among K-State's top 10 in career blocks and sets played
- Led the Wildcats in kills in all four of her seasons
- Had 100+ in kills, digs, and blocks in three different seasons
- 15 career matches with 20+ kills



LIZ WEGNER

2000 & 2001 ALL-AMERICAN

Outside Hitter // 1998-2001

Grand Island, Neb. (Grand Island HS)

AFTER K-STATE

Graduated in May 2002 ... Working as a physician assistant, after moving to Manhattan ... Married to Noah Busch ... Serves as a color commentator for K-StateHD.TV and TV volleyball broadcasts.

WEGNER'S HONORS

- Two-time Volleyball Magazine All-America honorable mention (2000, 2001)
- Named to the 2000 NCAA Midwest Region All-Tournament team, becoming the first player in school history to be named to an NCAA All-Tournament team
- 2000 All-Central Region honors
- Two-time All-Big 12 First Team (2000, 2001)
- All-Big 12 Honorable Mention (1999)
- Two-time Academic All-Big 12 (2000, 2001)
- 2001 Verizon/CoSIDA Academic All-District VII Second Team

ALL-AMERICAN SEASON (2000)

- Finished 19th nationally and second in the Big 12 in kills/game with a 5.05 average
- She ranked first in the Big 12 in conference-only matches with a 5.68 kills/game average
- Posted double-digit kills in 29 of 31 matches, including 20+ kills in 10 matches. With those 10 20-kill matches, she tied her 1999 mark for the second-most in a single-season in school history
- Led team in kills (571), kills/game (5.05) and attacks (1,340). She became the first player in school history to tally 500+ kills in back-to-back seasons

ALL-AMERICAN SEASON (2001)

- Finished 30th nationally and third in the Big 12 in kills/game with a 4.49 average
- Led team in points (492), kills (440), kills/game (4.49) and attacks (1,210)
- Posted 22 matches of 10+ kills.
- On Sept. 26, she broke the school's career kills record with her 1,647th kill in an amazing 26-kill performance in a 3-2 win over Missouri
- Became just the fifth player in school history to tally 1,000 digs in career against Iowa State
- Became the fifth Wildcat to accumulate at least 1,000 kills and 1,000 digs

CAREER

- Led Kansas State to one of its most successful four-year periods in school history. She was a part of the third senior class at K-State to make four consecutive NCAA Tournament appearances as her teams posted an 80-38 (.678) overall record, including a school-record 53-25 (.679) mark in Big 12 play
- Played in 426 games, posting 1,907 kills, 4,891 total attacks, 116 service aces, 1,121 digs and 240 blocks
- In 118 career matches, collected 44 double-doubles, 97 double-digit kill matches and 50 with double-digit digs
- Holds numerous school career, single-season and single-match records, including career kills (1,907), career kills/game (4.48), 20-kill matches (27) and total attacks (4,891)

KYLEE ZUMACH

2014 ALL-AMERICAN

Outside Hitter // 2014-Current

Buffalo, Minn. (Buffalo HS)

CURRENTLY

2018 will be her fifth and final season with the Wildcats ... Already has become the youngest player in K-State history to earn All-America distinction.

ZUMACH'S HONORS

- 2014 AVCA All-America Honorable Mention
- 2014 AVCA Midwest All-Region Team
- 2014 AVCA Midwest Region Freshman of the Year
- 2014 Big 12 Freshman of the Year (unanimous)
- 2014 All-Big 12 First Team (unanimous)
- 2014 All-Big 12 Freshman Team (unanimous)
- Five-time Big 12 Rookie of the Week
- Two-time tournament MVP
- Three all-tournament teams
- Two-time Academic All-Big 12 Second Team (2016-17)
- Twice named Preseason All-Big 12 (2015, 2018)
- 2014-15 Academic All-Big 12 Rookie Team

ALL-AMERICAN SEASON (2014)

- With 412 kills, Zumach set the K-State freshman record kills in a season as the outside hitter helped the Wildcats reach their 15th NCAA Tournament
- Playing in all 116 sets, she had 412 kills, .258 hitting percentage,

81 digs and 60 blocks

- First Wildcat to earn Big 12 Freshman of the Year ... Also first unanimous winner of the award since 2011
- First Wildcat to earn the AVCA Midwest Region Freshman of the Year award
- First Wildcat freshman to be named All-American
- 10+ kills in 25 of her 31 matches
- 20+ kills in 4 matches
- Set the K-State freshman record for kills in a match when she had 25 vs. Eastern Michigan on Sept. 19 (.356 hitting %)
- Finished fifth in the Big 12 with 3.59 kills/set and 3.87 points/set in conference-only matches
- Her 226 kills in Big 12 matches were the most by a freshman since 2009
- Had 10 or more kills in 14 of the 16 conference matches

CAREER

- Her 412 career kills were also the 10th-most in a season in K-State history during the rally-scoring era
- Notched 1,000 career kills in 2017, becoming the fifth Wildcat in program history to play her entire career in the rally-scoring era to reach the feat



POSTSEASON BOX SCORES

1995 NIVC TOURNAMENT

First Round • Kansas State vs. Pepperdine
Dec. 1 • Kansas City, Mo. • Municipal Auditorium
Pepperdine wins 15-7, 15-6, 7-15, 15-11

K-STATE	SP	K	E	TA	PCT.	A	SA	D	BS	BA
Dugan	4	7	13	25	.240	0	0	9	1	1
Young	4	13	2	29	.379	0	0	8	0	3
Ryning	4	6	1	15	.333	37	2	9	0	0
DeClerk	4	7	3	18	.222	0	1	9	0	5
Zschau	4	7	7	26	.000	3	0	10	2	3
Phillips	4	0	0	0	.000	1	0	3	0	0
Wieck	4	5	3	15	.133	4	0	2	0	2
Kalouiskikh	1	0	0	0	.000	0	0	0	0	0
TEAM	4	45	29	128	.125	45	4	50	3	14

PEPPERDINE	SP	K	E	TA	PCT.	A	SA	D	BS	BA
Kroesch	4	5	0	16	.313	1	0	9	1	1
Wittowski	4	6	2	18	.222	0	2	12	1	3
Roehl	4	0	3	8	-.375	34	1	10	0	0
Windes	4	0	1	3	-.333	0	2	7	0	0
Ward	4	12	6	26	.231	0	1	9	1	0
Sanderson	4	9	11	38	-.053	0	1	11	2	4
Romer	3	6	2	14	.236	0	0	9	1	2
Shaffer	3	0	0	0	.000	0	0	1	0	0
TEAM	4	38	25	123	.106	35	7	68	6	10

Second Round • Kansas State vs. Drake
Dec. 1 • Kansas City, Mo. • Municipal Auditorium
K-State wins 15-9, 9-15, 15-12, 15-8

DRAKE	SP	K	E	TA	PCT.	A	SA	D	BS	BA
Keoring	4	0	1	2	-.500	3	1	6	0	0
Sarver	4	10	3	21	.333	0	1	3	1	2
Ossian	4	14	4	49	.204	0	1	13	1	0
Schmidt	4	12	5	28	.250	0	0	16	1	2
Pemsi	4	11	4	29	.241	2	1	14	0	0
Vogelgesang	4	16	4	31	.387	0	4	11	0	3
Mitchell	2	0	0	0	.000	0	0	0	0	0
Hanson	4	1	3	9	-.222	53	1	10	0	1
TEAM	4	64	24	169	.237	58	9	73	3	8

K-STATE	SP	K	E	TA	PCT.	A	SA	D	BS	BA
Fasce	2	0	0	0	.000	0	0	0	0	0
Miller	1	0	1	3	-.333	0	0	0	0	0
Dugan	4	14	8	34	.176	3	1	11	0	1
Young	4	18	2	36	.444	2	0	10	1	2
Ryning	4	8	1	14	.500	62	3	9	0	1
DeClerk	4	24	3	36	.583	2	1	14	0	2
Zschau	4	13	4	36	.250	3	0	20	0	0
Phillips	4	0	0	1	.000	2	1	7	0	0
Wieck	4	11	3	19	.421	2	0	1	2	2
TEAM	4	88	22	179	.369	79	6	73	3	8

Third Round • Kansas State vs. Rice
Dec. 2 • Kansas City, Mo. • Municipal Auditorium
K-State wins 7-15, 15-8, 15-11, 15-11

RICE	SP	K	E	TA	PCT.	A	SA	D	BS	BA
Zhang	4	0	0	0	.000	1	0	1	0	0
Sweeney	4	8	7	30	.033	0	3	13	0	1
Case	4	11	7	30	.133	1	4	10	1	4
Carrethers	4	12	4	33	.242	0	2	7	1	4
Sarnecki	4	1	0	7	.143	49	1	5	0	2
Cruikshank	2	1	1	3	.000	0	0	0	0	0
Sloan	4	3	6	20	.150	1	1	6	0	4
Waldron	4	18	10	40	.200	0	0	11	0	1
Bickert	3	2	0	4	.500	0	0	1	1	0
TEAM	4	56	35	167	.132	51	12	54	3	16

K-STATE	SP	K	E	TA	PCT.	A	SA	D	BS	BA
Fasce	2	0	0	0	.000	0	1	1	0	0
Miller	1	0	0	0	.000	0	0	0	0	0
Dugan	4	6	7	24	-.042	1	1	10	0	3
Young	4	12	3	24	.375	2	1	7	1	5
Ryning	4	4	1	8	.375	57	3	12	1	1
DeClerk	4	20	4	33	.485	0	1	7	2	5
Zschau	4	13	10	46	.065	1	0	7	1	2
Phillips	4	0	2	2	-.1000	0	1	15	0	0
Wieck	4	8	1	16	.438	0	0	1	0	6
TEAM	4	63	28	153	.229	61	8	60	5	22

Fourth Round • Kansas State vs. Rhode Island
Dec. 2 • Kansas City, Mo. • Municipal Auditorium
Rhode Island wins 10-15, 15-6, 15-9, 2-15, 15-13

URI	GP	K	E	TA	PCT.	A	SA	D	BS	BA
Gangl	5	10	1	17	.529	0	1	6	0	5
Bragg	5	7	3	25	.160	1	0	4	2	1
Maselli	5	13	7	34	.176	2	0	11	0	6
Salmons	5	1	2	4	-.250	48	0	13	0	0
Rackauskas	5	0	0	0	.000	0	1	2	0	0
Becker	1	1	1	5	.000	0	0	2	0	0
Normandin	5	17	8	44	.205	3	0	6	2	0
Romblad	1	0	0	0	.000	0	0	0	0	0
Braun	4	5	2	15	.200	0	1	1	2	0
McHenry	3	5	3	17	.118	0	0	5	0	0
TEAM	5	59	27	161	.199	54	3	50	6	12

K-STATE	GP	K	E	TA	PCT.	A	SA	D	BS	BA
Fasce	3	0	0	0	.000	0	0	1	0	0
Miller	2	1	2	4	-.250	0	0	0	1	1
Dugan	5	12	3	26	.346	2	0	14	0	0
Young	5	13	8	30	.167	0	2	10	0	2
Ryning	5	4	0	13	.308	63	2	3	0	6
DeClerk	5	21	4	34	.500	0	0	13	0	6
Zschau	5	10	6	32	.125	1	1	13	0	3
Phillips	4	0	0	0	.000	2	1	1	0	0
Wieck	5	11	3	26	.308	0	0	0	0	4
TEAM	5	72	26	165	.279	68	6	55	1	22

1996 NCAA TOURNAMENT

First Round • Kansas State vs. Cal State Northridge
Dec. 4 • Manhattan, Kan. • Ahearn Field House
Kansas State wins 15-12, 14-16, 15-11, 15-13

CSUN	GP	K	E	TA	PCT.	A	SA	D	BS	BA
Midwin	4	1	4	9	-.333	2	0	5	0	4
Ma	4	35	7	85	.329	1	1	17	0	2
Fitzpatrick	4	8	1	21	.333	3	0	21	1	4
Hofmans	4	5	1	10	.400	75	0	14	0	3
Flato	3	0	0	0	.000	1	0	5	0	0
Gillis	4	8	7	31	.032	1	0	30	0	2
Dimitrova	4	32	6	73	.356	2	1	14	2	5
Lares	1	0	0	0	.000	0	0	1	0	0
TEAM	4	89	26	229	.275	85	2	107	3	20

K-STATE	GP	K	E	TA	PCT.	A	SA	D	BS	BA
Zschau	4	18	7	64	.172	4	3	25	0	3
Luther, L	2	0	0	0	.000	0	0	1	0	0
Young	4	26	6	46	.435	2	0	13	0	2
Ryning	4	2	1	6	.167	88	0	14	1	5
DeClerk	4	21	4	40	.425	1	2	12	0	6
Brown	4	22	11	70	.157	0	1	17	1	2
Wieck	4	19	3	38	.421	0	0	11	3	4
TEAM	4	108	32	264	.288	95	6	93	5	22

Second Round • Kansas State vs. Washington State
Dec. 8 • Pullman, Wash. • Beasley Coliseum
Washington State wins 15-6, 16-4, 15-12

K-STATE	GP	K	E	TA	PCT.	A	SA	D	BS	BA
Zschau	3	11	7	37	.108	1	2	11	0	1
Young	3	6	7	22	-.045	2	0	9	0	1
Ryning	3	5	0	10	.500	35	0	9	0	4
DeClerk	3	7	2	23	.217	1	1	6	1	3
Brown	3	10	9	40	.025	3	0	6	0	0
Wieck	3	8	5	17	.176	1	1	6	0	3
Luther, L	1	0	0	0	.000	0	0	0	0	0
Luther, K	3	0	0	0	.000	0	0	1	0	0
Cady	2	0	0	0	.000	0	0	0	0	0
TEAM	3	47	30	149	.114	43	4	48	1	12

WSU	GP	K	E	TA	PCT.	A	SA	D	BS	BA
Arias	3	8	2	20	.300	0	0	10	0	3
Oigman	3	5	3	18	.111	0	2	7	2	5
Canevari	2	3	5	10	-.200	1	0	4	0	0
Stinson	3	13	3	22	.455	2	0	4	0	4
Papke	3	1	1	7	.000	49	0	6	1	1
Silvernail	3	24	7	48	.354	2	1	12	1	2
Nelson	1	0	0	0	.000	0	0	2	0	0
Wyckoff	2	3	3	11	.000	0	1	6	1	1
TEAM	3	57	24	136	.243	54	4	51	5	16

1997 NCAA TOURNAMENT

First Round • Kansas State vs. San Diego
Dec. 4 • Los Angeles, Calif. • North Gym
San Diego wins 11-15, 15-10, 15-7, 15-6

K-STATE	GP	K	E	TA	PCT.	A	SA	D	BS	BA
Branting	4	10	6	25	.160	4	0	7	0	4
Cady	4	22	10	60	.200	1	0	5	0	2
Shepherd	2	1	1	4	.000	1	0	0	0	0
Zschau	4	20	7	50	.260	5	0	9	0	0
Ryning	4	6	2	13	.308	50	0	12	0	3
Thomas	1	0	0	0	.000	0	0	0	0	0
Lindell	4	0	1	6	-.167	2	0	3	1	5
Phillips	4	0	0	0	.000	0	0	5	0	0
Wieck	4	9	8	35	.029	0	2	13	0	6
TEAM	4	68	35	193	.171	63	2	54	1	20

USD	GP	K	E	TA	PCT.	A	SA	D	BS	BA
Lindquist	4	2	0	9	.222	61	2	10	0	1
Mounds	4	18	8	52	.192	0	1	15	0	1
Spaulding	3	0	0	0	.000	0	0	0	0	0
Bowden	4	0	0	0	.000	0	0	1	0	0
Pearson	4	5	4	17	.059	0	0	2	3	3
Bretz	3	6	1	11	.455	1	0	9	0	1
Gunsaulus	4	24	7	42	.405	0	1	7	3	1
Yanchulova	4	17	4	39	.333	1	3	9	0	1
Frediani	4	5	4	10	.100	4	0	10	0	1
Ravensberg	2	1	0	3	.333	0	0	0	1	0
TEAM	4	78	28	183	.273	67	7	63	7	8

1998 NCAA TOURNAMENT



POSTSEASON BOX SCORES

2000 NCAA TOURNAMENT

First Round • Kansas State vs. Loyola-Chicago
Dec. 3 • Malibu, Calif. • Firestone Fieldhouse
Kansas State wins 15-7, 15-4, 6-15, 15-9

LUC	GP	K	E	TA	PCT.	A	SA	D	BS	BA
Miguel	1	0	0	0	.000	0	0	1	0	0
Hart	4	10	8	22	.091	0	0	1	1	2
Poglits	4	15	6	34	.265	3	1	10	0	5
Daly	4	2	0	6	.333	1	0	3	0	1
Wofford	4	0	0	1	.000	0	0	14	0	0
Price	4	14	5	33	.273	6	0	10	0	2
Nash	4	6	1	15	.333	49	0	6	0	1
Thomas	4	14	6	34	.235	0	0	2	1	1
Mikos	4	1	1	3	.000	1	0	6	0	0
Davis	4	4	3	13	.077	0	0	1	0	6
TEAM	4	66	30	161	.224	60	1	54	2	18

K-STATE	GP	K	E	TA	PCT.	A	SA	D	BS	BA
Bronnenberg	4	2	1	5	.200	54	0	6	0	3
Branting	4	12	6	25	.240	3	2	4	0	7
Goehring	4	8	3	21	.238	3	0	1	1	2
Pollard	2	0	0	0	.000	0	0	3	0	0
Mimick	4	8	2	20	.300	1	0	18	0	2
Thomas	4	0	0	0	.000	0	0	5	0	0
C. Jensen	4	14	1	38	.342	1	0	8	0	1
Wegner	4	23	8	50	.300	0	2	6	0	3
TEAM	4	67	21	159	.289	62	4	51	1	18

Second Round • Kansas State vs. Pepperdine
Dec. 4 • Malibu, Calif. • Firestone Fieldhouse
Kansas State wins 19-17, 15-13, 10-15, 15-3

K-STATE	GP	K	E	TA	PCT.	A	SA	D	BS	BA
Bronnenberg	4	3	0	8	.375	78	0	9	0	2
Branting	4	18	3	30	.500	0	2	4	0	3
Goehring	4	16	3	33	.394	0	1	3	2	4
Pollard	4	0	1	8	-.125	1	0	15	0	0
Mimick	4	14	5	36	.250	3	0	21	3	2
Thomas	4	0	0	1	.000	0	0	9	0	0
C. Jensen	4	24	8	52	.308	2	2	14	0	1
Wegner	4	17	15	64	.031	0	0	17	2	2
TEAM	4	92	35	232	.246	84	5	92	7	14

PEPPERDINE	GP	K	E	TA	PCT.	A	SA	D	BS	BA
Hache	2	5	3	13	.154	3	1	3	0	2
Fopma	3	12	4	22	.364	1	0	6	1	2
Rothman	4	1	1	5	.000	2	0	12	0	0
Taylor	4	10	6	34	.118	1	0	0	0	3
Rouwenhorst	4	16	6	42	.238	1	1	10	2	4
Snow	4	17	8	52	.173	1	1	23	0	1
Rodriguez	2	0	1	3	-.333	33	0	7	0	0
Plass	4	5	3	16	.125	37	0	6	1	2
Rackauskas	2	0	0	0	.000	0	0	0	0	0
Borom	4	21	9	51	.235	0	1	15	1	2
TEAM	4	87	41	238	.193	79	4	82	5	16

Regional Semifinals • Kansas State vs. Wisconsin
Dec. 8 • Madison, Wisc. • UW Field House
Wisconsin wins 15-3, 14-16, 15-10, 15-6

K-STATE	GP	K	E	TA	PCT.	A	SA	D	BS	BA
C. Jensen	4	12	13	47	-.021	0	0	6	0	2
Wegner	4	17	11	45	.133	0	0	11	0	2
Bronnenberg	4	2	3	10	-.100	56	1	19	0	1
Branting	4	8	6	31	.065	1	2	0	0	3
Goehring	4	17	5	36	.333	2	2	7	0	4
Pollard	4	0	1	2	-.500	0	0	5	0	0
Mimick	4	10	6	34	.118	1	0	13	0	3
Thomas	4	0	0	1	.000	0	0	10	0	0
TEAM	4	66	45	206	.102	60	5	71	0	15

WISCONSIN	GP	K	E	TA	PCT.	A	SA	D	BS	BA
Maastricht	4	16	9	43	.163	0	0	11	3	2
Byrd	4	6	2	22	.182	0	0	20	0	1
Urbanek	4	0	0	1	.000	0	1	11	0	0
Livingston	4	29	8	59	.356	0	0	6	1	9
Fitzgerald	4	5	1	18	.222	58	0	7	2	7
Kohnen	4	11	3	23	.348	0	2	8	0	6
J. Gardner	4	0	0	0	.000	0	0	6	0	0
Zukowski	2	0	0	0	.000	0	0	0	0	0
K. Gardner	1	0	0	0	.000	0	0	0	0	0
Rittenhouse	4	5	2	16	.188	2	0	2	1	7
TEAM	4	72	25	182	.258	60	3	71	7	32

2001 NCAA TOURNAMENT

First Round • Kansas State vs. Arkansas
Nov. 30 • Manhattan, Kan. • Ahearn Field House
Kansas State wins 30-15, 18-30, 27-30, 30-18, 15-8

ARKANSAS	GP	K	E	TA	PCT.	A	SA	D	BS	BA
Coens	5	10	6	31	.129	3	0	10	0	2
Velikanova	5	12	3	46	.196	1	0	9	0	1
Crawford	5	6	0	12	.500	1	1	11	0	2
Tanellari	5	20	8	55	.218	0	1	22	1	2
Rangelova	5	1	0	3	.333	28	0	11	0	0
Haaser	5	2	3	17	-.059	0	0	0	1	4
Pacini	1	0	0	0	.000	0	0	0	0	0
McCarter	5	1	0	2	.500	20	1	9	0	0
Koumarova	1	0	1	1	-1.000	0	0	0	0	0
Windell	5	9	4	23	.217	0	0	1	2	3
TEAM	5	61	25	190	.189	53	3	73	4	14

K-STATE	GP	K	E	TA	PCT.	A	SA	D	BS	BA
Goehring	5	19	3	37	.432	1	0	4	1	7
Pollard	5	19	3	44	.364	2	0	25	0	2
Guerre	5	3	1	7	.286	68	0	7	0	3
C. Jensen	2	2	2	4	.000	1	0	3	0	2
Wegner	5	25	7	53	.340	0	0	11	0	2
Christen	5	12	1	26	.423	2	0	1	0	4
Sleighter	1	0	0	0	.000	0	0	1	0	0
Downey	4	0	0	0	.000	0	0	12	0	0
Mimick	4	4	5	21	-.048	0	1	13	0	3
K. Jensen	4	0	0	0	.000	1	1	12	0	0
TEAM	5	84	22	192	.323	75	2	89	1	23

Second Round • Kansas State vs. Nebraska
Dec. 1 • Manhattan, Kan. • Ahearn Field House
Nebraska wins 30-25, 28-30, 30-26, 30-19

K-STATE	GP	K	E	TA	PCT.	A	SA	D	BS	BA
Goehring	4	7	3	17	.235	2	0	3	0	4
Pollard	4	5	4	16	.063	0	0	8	0	1
Mimick	4	13	5	47	.170	2	2	25	0	3
Guerre	4	9	1	19	.421	40	1	9	0	2
Wegner	4	12	10	50	.040	0	0	7	0	1
Christen	4	6	1	19	.263	2	0	1	1	3
Sleighter	3	0	0	0	.000	0	0	1	0	0
Downey	4	0	0	0	.000	1	0	11	0	0
K. Jensen	4	1	0	1	1.000	0	3	7	0	0
C. Jensen	3	7	4	17	.176	0	1	1	0	0
TEAM	4	60	28	186	.172	47	7	73	1	14

NEBRASKA	GP	K	E	TA	PCT.	A	SA	D	BS	BA
Cepero	4	8	1	19	.368	51	0	14	3	7
Holmquist	4	13	1	20	.600	0	0	1	1	8
Wischmeier	4	0	0	0	.000	1	1	6	0	0
Metcalf	4	14	3	38	.289	2	2	16	0	3
Pilakowski	4	14	3	32	.344	0	0	12	0	2
Schrad	4	9	4	33	.152	0	2	18	1	0
Parks	4	0	0	0	.000	0	0	9	0	0
Westling	2	0	0	0	.000	0	0	0	0	0
Kropp	4	12	1	20	.550	0	0	2	1	4
Sibbensen	4	0	0	0	.000	1	0	1	0	0
TEAM	4	70	13	162	.352	55	5	79	6	24

2002 NCAA TOURNAMENT

First Round • #22 Kansas State vs. Michigan
Dec. 6 • Manhattan, Kan. • Ahearn Field House
K-State wins 30-26, 30-25, 35-33

MICHIGAN	GP	K	E	TA	PCT.	A	SA	D	BS	BA
Lehman	3	8	2	19	.316	1	0	3	1	2
Gandolph	3	7	3	19	.211	2	0	14	0	1
Poquette	3	11	1	17	.588	2	0	13	1	3
Gamalski	3	5	2	9	.333	40	1	4	0	1
Ritchie	3	3	3	13	.000	0	1	7	0	1
Moore	3	8	5	33	.091	1	0	7	2	3
Dern	1	0	0	0	.000	0	0	0	0	0
Reedus	3	11	5	26	.231	0	0	2	0	1
Boswell	2	0	0	0	.000	0	0	0	0	0
Allen	3	0	0	0	.000	0	0	6	0	0
TEAM	3	53	21	136	.235	46	2	57	4	14

K-STATE	GP	K	E	TA	PCT.	A	SA	D	BS	BA
Goehring	3	16	5	28	.393	0	1	1	1	2
Martin	3	11	1	21	.476	0	0	1	0	2
Pollard	3	11	2	30	.300	0	0	8	1	0
Stanzel	3	4	2	15	.133	0	1	2	0	2
Guerre	3	6	2	19	.211	45	1	7	1	3
Jensen, C.	3	8	4	24	.167	0	0	9	0	1
Sleighter	3	0	0	0	.000	0	1	0	0	0
Downey-Wallace	3	0	0	0	.000	3	0	22	0	0
Jensen, K.	3	0	0	0	.000	0	1	9	0	0
TEAM	3	56	16	137	.292	48	5	59	3	10

Second Round • #22 Kansas State vs. #11 Washington State
Dec. 6 • Manhattan, Kan. • Ahearn Field House
WSU wins 32-30, 21-30, 30-22, 31-29

K-STATE	GP	K	E	TA	PCT.	A	SA	D	BS	BA
Sleighter	4	0	0	0	.000	0	2	3	0	0
Goehring	4	20	3	39	.436	2	1	5	1	3
Pollard	4	7	2	40	.125	0	1	16	0	2
Guerre	4	5	2	13	.231	44	0	16	0	1
Jensen, K.	4	1	0	1	1.000	0	2	15	0	0
Jensen, C.	4	9	8	39	.026	0	0	3	0	2
Martin	4	15	3	32	.375	2	0	0	2	3
Downey-Wallace	4	0	0	0	.000	1	0	23	0	0
Stanzel	4	3	4	17	-.059	0	0	5	1	2
Franklin	1	0	1	1	-1.000	0	0	0	0	0
TEAM	4	60	23	182	.203	49	6	86	4	13

||
||
||



POSTSEASON BOX SCORES

2003 NCAA TOURNAMENT

First Round • #6 Kansas State vs. Ohio
Dec. 5 • Manhattan, Kan. • Ahearn Field House
K-State wins 30-17, 30-18, 31-29

OHIO	GP	K	E	TA	PCT.	A	SA	D	BS	BA
Judice	3	9	0	14	.643	0	0	3	0	0
Winkfield	3	6	3	20	.150	0	1	0	0	2
Hageman	3	7	5	27	.074	0	1	8	2	2
Smith	3	0	0	1	.000	0	0	4	0	0
Fiene	2	0	0	1	.000	0	0	3	0	0
Adamovski	3	1	1	6	.000	37	0	9	0	0
Parra	2	0	0	0	.000	1	0	2	0	0
Gaughran	2	2	1	6	.167	0	0	0	0	2
Rruszkowski	1	0	0	0	.000	0	0	1	0	0
Blackburn	3	0	0	0	.000	0	0	7	0	0
Schetszle	3	12	9	29	.103	0	0	1	0	2
Elliot	2	3	0	4	.750	0	0	0	0	0
TEAM	3	40	19	108	.194	38	2	38	2	8

K-STATE	GP	K	E	TA	PCT.	A	SA	D	BS	BA
Goehring	3	11	3	22	.364	3	0	2	0	3
Werner	3	0	4	9	-.444	0	1	1	0	1
Guerre	3	6	3	11	.273	34	2	6	0	2
Jensen, Kris	3	0	0	0	.000	1	0	7	0	0
Jensen, Cari	3	7	2	18	.278	0	1	7	0	0
Hejjas	3	14	3	25	.440	0	1	6	0	3
Hamlin	2	1	0	1	1.000	0	0	0	0	1
Martin	3	6	0	14	.429	0	0	0	1	2
Downey-Wallace	3	0	1	1	-1.000	3	0	9	0	0
Stanzel	1	0	1	2	-.500	1	1	2	0	0
Franklin	2	3	1	8	.250	0	0	2	0	0
TEAM	3	48	18	111	.270	42	6	42	1	12

Second Round • #6 Kansas State vs. Arkansas
Dec. 6 • Manhattan, Kan. • Ahearn Field House
K-State wins 30-26, 30-27, 30-21

ARKANSAS	GP	K	E	TA	PCT.	A	SA	D	BS	BA
Koleva	3	11	5	25	.240	0	0	1	0	4
Kincaid	3	13	5	32	.250	0	0	2	0	5
Tarnauskaite	3	2	0	3	.667	42	1	10	0	2
Brewer	3	11	6	36	.139	0	0	1	0	2
Croze	3	8	1	15	.467	0	0	0	0	3
Haaser	3	3	2	13	.077	0	3	4	0	6
Docekalova	3	0	0	1	.000	0	0	5	0	0
Warmack	3	0	0	0	.000	1	0	5	0	0
Castro	3	0	0	0	.000	2	0	13	0	0
TEAM	3	48	19	125	.232	45	4	41	0	22

K-STATE	GP	K	E	TA	PCT.	A	SA	D	BS	BA
Goehring	3	9	2	19	.368	2	1	2	0	1
Werner	3	2	1	7	.143	0	1	1	0	1
Guerre	3	10	1	16	.562	40	0	6	0	4
Jensen, Kris	3	0	0	0	.000	0	1	7	0	0
Jensen, Cari	3	8	4	23	.174	0	0	11	0	0
Hejjas	3	17	6	37	.297	0	2	4	0	1
Hamlin	1	1	0	2	.500	1	0	0	0	0
Martin	3	10	1	16	.562	1	0	0	0	4
Downey-Wallace	3	0	0	0	.000	4	0	17	0	0
Franklin	1	0	2	2	-1.000	0	0	0	0	0
TEAM	3	57	17	122	.328	49	5	48	0	12

Regional Semifinals • #6 Kansas State vs. #10 Penn State
Dec. 12 • Gainesville, Fla. • O'Connell Center
PSU wins 12-30, 30-27, 30-21, 31-29

PENN STATE	GP	K	E	TA	PCT.	A	SA	D	BS	BA
Nadeau	4	7	7	33	.000	0	0	11	0	0
Tortorello	4	1	1	4	.000	44	0	13	0	4
Smith	4	10	7	38	.079	0	0	3	0	6
Iceman	4	14	2	40	.300	1	0	7	0	2
Salzer	4	9	4	20	.250	0	0	2	0	3
Pederson	4	10	6	50	.080	0	0	2	1	3
Hayden	1	0	0	0	.000	0	0	0	0	0
Eshleman	4	0	0	0	.000	1	0	11	0	0
Phillips	1	0	0	0	.000	0	0	0	0	0
Brown	3	0	0	0	.000	0	0	1	0	0
Walters	4	0	0	0	.000	1	0	24	0	0
Gerega	3	0	0	0	.000	0	0	0	0	0
TEAM	4	51	27	185	.130	47	0	74	1	18

K-STATE	GP	K	E	TA	PCT.	A	SA	D	BS	BA
Goehring	4	14	3	30	.367	3	0	8	0	3
Martin	4	12	7	28	.179	1	0	2	0	5
Werner	4	4	4	20	.000	0	0	5	1	2
Guerre	4	10	3	20	.350	51	0	19	1	4
Jensen, Cari	4	11	8	36	.083	3	0	13	0	1
Hejjas	4	13	6	47	.149	0	0	6	0	3
Downey-Wallace	4	1	0	1	1.000	5	0	30	0	0
Jensen, Kris	4	0	0	0	.000	0	0	8	0	0
Franklin	2	4	1	8	.375	0	1	4	0	0
TEAM	4	69	32	190	.195	63	1	95	2	18

2004 NCAA TOURNAMENT

First Round • #23 Kansas State vs. Cal-State Northridge
Dec. 2 • Los Angeles, Calif. • Lyon Center
K-State wins 30-20, 30-23, 30-25

CSUN	GP	K	E	TA	PCT.	A	SA	D	BS	BA
Fobian	3	8	5	35	.086	0	1	5	0	3
Nickel	3	4	2	9	.222	29	0	9	0	0
Crawford	3	0	0	0	.000	1	0	7	0	0
Ryan	3	12	9	37	.081	1	0	8	0	2
Lischer	3	2	4	16	-.125	1	0	1	0	4
Moores	3	4	2	14	.143	0	0	1	1	3
Hammerich	3	0	0	0	.000	3	0	17	0	0
Tobin	3	0	0	0	.000	0	0	2	0	0
Menell	3	5	7	23	-.087	0	0	5	0	2
TEAM	3	35	29	134	.045	35	1	55	1	14

K-STATE	GP	K	E	TA	PCT.	A	SA	D	BS	BA
Rezende	3	2	4	13	-.154	0	0	2	0	3
Martin	3	5	5	20	.000	3	0	2	0	5
Stanzel	3	0	1	3	-.333	2	0	7	0	0
Guerre	3	8	1	14	.500	35	0	7	0	4
Hejjas	3	17	4	36	.361	3	1	9	1	2
Liliom	2	1	1	7	.000	1	1	3	0	4
Hamlin	2	1	0	2	.500	1	0	0	1	0
Lastra	3	1	0	1	1.000	0	1	22	0	0
Werner	3	11	5	30	.200	0	0	3	0	2
Rosenthal	2	0	0	0	.000	0	0	2	0	0
Franklin	3	2	1	7	.143	0	0	3	0	0
Spiegelberg	1	0	0	0	.000	1	0	0	0	0
TEAM	3	48	22	133	.195	46	3	60	2	20

Second Round • #23 Kansas State vs. #8 Southern Cal
Dec. 3 • Los Angeles, Calif. • Lyon Center
USC wins 30-19, 30-25, 30-19

K-STATE	GP	K	E	TA	PCT.	A	SA	D	BS	BA
Rezende	3	10	1	20	.450	0	0	3	0	1
Martin	3	6	4	25	.080	0	0	2	0	2
Stanzel	3	2	0	4	.500	1	0	5	0	0
Guerre	3	2	2	10	.000	32	0	6	0	1
Hejjas	3	11	6	27	.185	0	1	6	0	0
Liliom	1	2	0	2	1.000	0	0	0	0	1
Hamlin	2	3	1	9	.222	3	0	0	0	0
Lastra	3	0	0	0	.000	1	3	10	0	0
Werner	3	4	5	21	-.048	0	0	0	0	1
Rosenthal	3	0	0	0	.000	0	0	4	0	0
Franklin	1	0	0	0	.000	0	0	0	0	0
TEAM	3	40	19	118	.178	37	4	36	0	6

USC	GP	K	E	TA	PCT.	A	SA	D	BS	BA
Candelas	3	7	0	13	.538	3	0	3	1	2
Burdick	3	19	3	30	.533	0	1	11	0	2
Adams	3	11	0	22	.500	2	0	0	2	4
Florian	3	6	4	14	.143	1	0	8	1	0
Venski	3	9	2	20	.350	1	0	2	1	2
Dillon	3	0	0	0	.000	24	1	5	0	0
Freeburg	3	0	0	0	.000	27	0	4	0	0
Seilhamer	3	0	0	0	.000	1	0	15	0	0
Robinson	3	11	1	17	.588	0	0	0	0	2
TEAM	3	63	10	116	.457	59	2	48	5	12

2005 NCAA TOURNAMENT

First Round • #24 Kansas State vs. Florida A&M
Dec. 1 • Gainesville, Fla. • O'Connell Center
K-State wins 27-30, 30-14, 30-27, 30-28

FAMU	GP	K	E	TA	PCT.	A	SA	D	BS	BA
Jackson	4	14	1	28	.464	0	0	1	0	3
Genkova	4	1	2	5	-.200	57	0	7	0	2
Kostadinova	4	21	4	56	.304	0	0	14	0	1
Andonova	4	17	7	43	.233	1	0	8	0	2
Velorio	4	5	1	13	.308	0	0	4	1	3
Ruiz	4	12	5	31	.226	2	1	15	0	1
Rojas	4	0	1	1	-1.000	2	1	20	0	0
Lakic	1	0	0	1	.000	0	0	2	0	0
TEAM	4	70	21	178	.275	62	2	71	1	12

K-STATE	GP	K	E	TA	PCT.	A	SA	D	BS	BA
Hamlin, Joy	4	20	1	28	.679	0	0	3	1	4
Rezende, Agata	4	9	4	26	.192	0	0	2	0	4
Werner, Sandy	4	17	4	45	.289	0	0	4	1	2
Kroeker, Megan	4	8	1	20	.350	0	0	3	0	4
Liliom, Rita	4	23	6	53	.321	0	1	14	0	0
Spiegelberg, S.	4	1	2	8	-.125	63	2	11	0	2
Lastra, Angie	4	0	0	0	.000	1	0	23	0	0
Perkins, Jamie	4	0	0	0	.000	1	1	4	0	0
Rosenthal, L.	4	0	0	1	.000	1	2	9	0	0
TEAM	4	78	18	181	.331	66	6	73	2	16

Second Round • #24 Kansas State at #4 Florida
Dec. 2 • Gainesville, Fla. • O'Connell Center
Florida wins 30-21, 31-29, 30-25

K-STATE	GP	K	E	TA	PCT.	A	SA	D	BS	BA
Hamlin	3	5	1	14	.286	1	0	0	0	5
Rezende	3	16	3	26	.500	0	0	1	0	2
Werner	3	7	5	42	.048	1	0	4	0	3
Kroeker	3	5	1	15	.267	1	0	3	0	3



POSTSEASON BOX SCORES

2007 NCAA TOURNAMENT

First Round • Tulsa vs. #11 Kansas State
Nov. 30 • Manhattan, Kan. • Ahearn Field House
K-State wins 30-24, 30-20, 30-23

TULSA	GP	K	E	TA	PCT.	A	SA	D	BS	BA
Wood, Kelsey	3	0	0	0	.000	0	0	4	0	0
Stout, Hannah	3	7	2	16	.312	1	0	1	0	1
Boyle, Nicole	3	3	2	7	.143	2	0	8	0	2
Nepomuceno, Fabiola	3	11	3	30	.267	0	1	1	0	0
Brooks, Renee	3	7	3	16	.250	2	0	1	0	2
Silva, Julia	3	9	2	17	.412	26	0	6	1	1
Ridley, Emma	3	2	4	21	-.095	0	0	1	0	0
Grove, Malory	3	0	0	0	.000	8	3	17	0	0
Ayers, Jessie	3	0	0	0	.000	0	0	4	0	0
TEAM	3	39	16	107	.215	39	4	43	1	6

K-STATE	GP	K	E	TA	PCT.	A	SA	D	BS	BA
Farr, Megan	3	4	1	7	.429	0	0	0	0	4
Mathewson, Lauren	3	0	0	0	.000	1	0	6	0	0
Liliom, Rita	3	12	3	21	.429	0	1	1	0	2
Korobkova, Natalya	3	12	4	29	.276	0	2	3	0	3
Chipman, Kelsey	3	9	1	22	.364	4	3	2	0	7
Spiegelberg, Stacey	3	5	0	11	.455	41	2	3	0	4
Townsend, Leslie	2	0	0	0	.000	0	0	0	0	0
Lastra, Angie	3	0	0	0	.000	1	0	22	0	0
Jantsch, Jenny	3	8	5	21	.143	0	1	5	0	3
Rosenthal, Lauren	3	0	0	0	.000	0	0	7	0	0
TEAM	3	50	14	111	.324	47	9	49	0	23

Second Round • #13 Oregon vs. #11 Kansas State
Dec. 1 • Manhattan, Kan. • Ahearn Field House
Oregon wins 24-30, 20-30, 30-27, 36-34, 15-11

OREGON	GP	K	E	TA	PCT.	A	SA	D	BS	BA
Enesi, Neticia	5	9	2	19	.368	0	1	5	0	3
Maricic, Gorana	5	18	16	64	.031	1	0	15	0	5
Waddington, Karen	5	4	1	10	.300	1	0	2	0	7
Newcombe, Sonja	5	22	6	46	.348	0	1	10	1	4
Morris, Rachel	5	0	0	0	.000	30	0	3	0	0
Forristall, Kristen	5	9	3	21	.286	0	0	1	0	9
Westrick, Amanda	5	0	0	0	.000	0	0	3	0	0
Djordjevic, Nevena	5	1	0	3	.333	46	0	11	0	0
Woboda, Katie	5	0	0	0	.000	0	0	17	0	0
Meyers, Heather	5	19	3	37	.432	2	0	7	0	4
Milsovec, Marija	1	0	0	0	.000	0	0	0	0	0
TEAM	5	82	31	200	.255	80	2	74	1	32

K-STATE	GP	K	E	TA	PCT.	A	SA	D	BS	BA
Farr, Megan	5	10	0	21	.476	1	0	1	0	11
Mathewson, Lauren	5	0	0	0	.000	1	0	12	0	0
Liliom, Rita	5	27	5	55	.400	0	1	8	0	1
Korobkova, Natalya	5	16	10	42	.143	0	0	4	0	14
Chipman, Kelsey	5	14	2	31	.387	1	0	4	1	9
Spiegelberg, Stacey	5	4	0	10	.400	67	1	11	0	0
Townsend, Leslie	5	0	0	0	.000	0	0	1	0	0
Lastra, Angie	5	0	0	0	.000	7	1	20	0	0
Jantsch, Jenny	5	10	6	26	.154	0	1	3	0	3
Rosenthal, Lauren	5	0	0	0	.000	2	0	7	0	0
TEAM	5	81	23	185	.314	79	4	71	1	42

2008 NCAA TOURNAMENT

First Round • Santa Clara vs. #16 Kansas State
Dec. 5 • Seattle, Wash. • Bank of America Arena
Santa Clara wins 25-22, 25-20, 19-25, 16-25, 15-13

SANTA CLARA	GP	K	E	TA	PCT	A	SA	SE	RE	DIG	BS	BA
Lowe, Brittany	5	13	13	53	.000	1	4	2	0	14	0	1
Davigeadono, L.	5	9	2	15	.467	40	2	1	0	5	0	5
Scoffone, Alex	5	2	2	9	.000	1	0	0	0	1	0	2
Courtney, Kim	5	10	7	31	.097	3	0	3	3	17	0	1
Schmidt, Tanya	5	12	5	29	.241	1	0	0	0	1	1	3
Cmaylo, Anna	5	12	5	31	.226	2	0	0	0	8	0	6
Dowd, Lauryn	2	0	0	0	.000	0	0	0	0	0	0	0
Morrison, Libby	5	0	0	0	.000	3	3	1	1	13	0	0
O'Brien, Taylor	5	0	0	0	.000	2	0	0	1	18	0	0
TEAM	5	58	34	168	.143	53	9	7	5	77	1	18

K-STATE	GP	K	E	TA	PCT	A	SA	SE	RE	DIG	BS	BA
Farr, Megan	5	5	3	20	.100	2	0	0	0	0	1	4
Liliom, Rita	5	17	7	53	.189	0	0	1	2	8	1	3
Pacheco, S.	5	2	4	10	-.200	45	2	2	0	11	0	3
Korobkova, N.	5	14	6	45	.178	0	0	0	0	3	1	5
Jantsch, Jenny	5	10	6	25	.160	1	1	2	2	14	1	0
Chipman, K.	5	9	1	18	.444	0	1	0	0	4	3	6
Mathewson, L.	5	0	0	0	.000	2	0	1	4	18	0	0
Townsend, L.	5	0	0	0	.000	1	1	0	0	4	0	0
Fay, Abby	1	0	0	0	.000	1	0	0	0	0	0	0
Chisholm, J.	1	0	0	0	.000	0	0	0	0	0	0	0
TEAM	5	57	27	171	.175	52	5	6	9	62	7	21

2011 NCAA TOURNAMENT

First Round • Wichita State vs. Kansas State
Dec. 1 • Lincoln, Neb. • Nebraska Coliseum
K-State wins 25-18, 25-22, 25-17

WSU	GP	K	E	TA	PCT	A	SA	SE	RE	DIG	BS	BA	BE	BHE	PTS
Field, E.	3	7	3	22	.182	0	0	0	0	0	2	2	0	0	10.0
Hooper, M.	3	0	0	2	.000	24	0	0	0	0	4	0	1	0	0.5
Adney, Emily	3	2	5	21	-.143	0	0	2	0	2	1	2	1	0	4.0
Zwiesler, C.	3	9	5	33	.121	0	0	1	1	9	1	0	0	0	10.0
Sanders, Sam	3	6	2	20	.200	0	0	0	0	1	0	0	0	0	6.0
Andrade, A.	3	7	1	18	.333	0	0	1	0	3	0	2	2	0	8.0
Banwart, K.	2	0	0	0	.000	0	0	1	0	6	0	0	0	0	0.0
Waldorf, S.	3	0	0	0	.000	1	2	1	0	22	0	0	0	0	2.0
Feekin, C.	3	0	0	0	.000	4	0	0	0	0	0	1	0	0	0.5
Church, J.	3	0	1	2	-.500	1	0	0	0	5	0	0	0	0	0.0
TOTALS	3	31	17	118	.119	30	2	6	1	52	4	8	3	0	41.0

K-STATE	GP	K	E	TA	PCT	A	SA	SE	RE	DIG	BS	BA	BE	BHE	PTS
Donahue, C.	3	7	1	7	.143	46	0	1	0	7	0	0	1	0	2.0
Ludwig, K.	3	7	3	16	.250	0	0	1	1	9	0	4	0	0	9.0
Muff, Alex	3	10	3	17	.412	0	0	1	0	1	0	3	0	1	11.5
Porubek, Lilla	3	9	1	23	.348	0	1	0	0	4	0	0	0	0	10.0
Pelger, K.	3	15	6	31	.290	0	0	2	0	17	0	2	0	0	16.0
Traxson, C.	3	7	3	29	.138	0	0	0	0	1	2	1	0	0	9.5
Madonia, G.	2	0	0	0	.000	0	0	0	0	0	0	0	0	0	0.0
McCarthy, T.	3	0	0	0	.000	2	0	1	0	12	0	0	0	0	0.0
Kabalis, K.	3	0	0	0	.000	0	0	1	1	14	0	0	0	0	0.0
TOTALS	3	50	17	123	.268	48	1	6	2	65	2	10	1	1	58.0

Second Round • Kansas State at #2 Nebraska
Dec. 2 • Lincoln, Neb. • Nebraska Coliseum
K-State wins 25-22, 22-25, 31-29, 22-25, 15-11

K-STATE	GP	K	E	TA	PCT	A	SA	SE	RE	DIG	BS	BA	BE	BHE	PTS
Donahue, C.	5	2	0	8	.250	65	0	1	0	14	1	2	0	1	4.0
McCarthy, T.	5	0	0	0	.000	0	3	1	0	15	0	0	0	0	3.0
Ludwig, K.	5	5	19	0.000	0	0	1	14	0	4	0	0	0	0	7.0
Porubek, Lilla	5	17	4	49	.265	0	0	1	0	6	0	4	0	0	19.0
Pelger, K.	5	22	6	51	.314	2	0	2	1	12	1	4	0	0	25.0
Traxson, C.	5	14	6	39	.205	0	0	0	0	2	0	0	0	0	14.0
Madonia, G.	3	0	0	0	.000	0	1	0	0	1	0	0	0	0	1.0
Keating, C.	1	2	0	2	1.000	0	0	0	0	0	0	1	0	0	2.5
Muff, Alex	5	12	5	30	.233	2	0	0	0	0	0	7	0	0	15.5
Johnson, T.	1	0	0	0	.000	0	0	0	0	0	0	0	0	0	0.0
Kabalis, K.	5	0	0	0	.000	2	0	2	0	17	0	0	0	0	0.0
TOTALS	5	74	26	199	.241	71	4	7	2	81	2	22	1	1	91.0

NEBRASKA	GP	K	E	TA	PCT	A	SA	SE	RE	DIG	BS	BA	BE	BHE	PTS
Cook, Lauren	5	4	0	6	.667	62	0	1	0	15	0	4	2	0	6.0
Wilberger, J.	5	11	1	26	.385	0	0	0	0	2	1	7	0	0	15.5
Mancuso, G.	5	25	11	58	.241	4	0	4	0	17	0	2	3	0	26.0
Delano, B.	5	9	3	24	.250	0	0	1	0	1	0	2	1	0	10.0
Broekhuis, M.	5	14	7	46	.152	4	0	1	0	4	0	1	0	0	14.5
Werth, H.	5	13	3	35	.286	1	2	2	4	18	0	0	0	0	15.0
Dykstra, Lara	5	0	0	0	.000	2	0	1	0	18	0	0	0	0	0.0
Root, Brigitte	1	0	0	0	.000	0	0	0	0	0	0	1	0	0	0.0
Winkelmann, S.	3	0	0	0	.000	0	0	0	0	0	0	1	0	0	0.0
Hubl, Paige	5	0	0	0	.000	1	0	1	0	12	0	0	0	0	0.0
Thramer, H.	4	0	0	0	.000	0	0	0	0	0	2	0	0	0	1.0
TOTALS	5	76	25	195	.262	74	2	11	4	89	1	18	6	0	88.0

Regional Semifinal • Kansas State vs. Pepperdine
Dec. 9 • Honolulu, Hawai'i • Sheriff Center
Pepperdine wins 25-18, 25-12, 25-23

K-STATE	GP	K	E	TA	PCT	A	SA	SE	RE	DIG	BS	BA	BE	BHE	PTS
Donahue, C.	3	0	0	6	.000	30	0	0	0	17	0	0	0	0	0.0
Ludwig, K.	3	12	1	31	.355	1	1	1	0	6	4	0	0	0	15.0
Muff, Alex	3	3	2	15	.067	0	0	0	2	0	4	2	0	0	5.0
Porubek, Lilla	3	8	7	33	.030	0	1	0	0	2	1	0	0	0	9.5
Pelger, K.	3	10	6	30	.133	2	0	2	2	11	2	0	0	0	11.0
Traxson, C.	3	2	3	17	.059	0	0	0	0	0	1	3	0	0	2.5
Madonia, Gina	1	0	0	.000	0	0	0	0	1	0	0	0	0	0	0.0
Castro, J.	1	0	0	.000	0	0	0	0	1	0	0	0	0	0	0.0
Kabalisi, Kuelei	3	0	0	.000	2	0	1	1	0	17	0	0	0	0	0.0
TOTALS	3	35	19	132	.121	35	2	4	5	66	0	12	5	0	43.0



POSTSEASON BOX SCORES

2012 NCAA TOURNAMENT

First Round • Northern Iowa vs. #25 Kansas State
Nov. 29 • Lincoln, Neb. • Nebraska Coliseum
Northern Iowa won 25-18, 25-13, 25-21

N. IOWA	GP	K	E	TA	PCT	A	SA	SE	RE	DIG	BS	BA	BE	BHE	PTS
Turk, M.	3	3	0	6	.500	36	1	0	0	14	0	1	0	0	4.5
Lehman, M.	3	11	2	20	.450	1	0	0	0	1	0	1	1	0	11.5
Braun, A.	3	6	5	24	.042	2	1	0	0	5	0	1	0	0	7.5
Ubben, M.	3	11	3	21	.381	2	0	1	1	8	1	2	1	0	13.0
Kintzel, S.	3	6	3	18	.167	0	0	0	0	1	0	2	0	0	7.0
Degeest, K.	3	11	1	17	.588	0	1	1	0	3	0	3	0	0	13.5
Willms, J.	3	0	0	0	.000	3	0	2	0	9	0	0	0	1	0.0
Burke, C.	3	0	0	0	.000	1	0	0	0	13	0	0	0	0	0.0
TOTALS	3	48	14	106	.321	45	3	4	1	54	1	10	2	1	57.0

K-STATE	GP	K	E	TA	PCT	A	SA	SE	RE	DIG	BS	BA	BE	BHE	PTS
Donahue, C.	3	4	1	13	.231	25	0	1	0	8	0	2	1	0	5.0
Ludwig, K.	3	6	0	13	.462	1	0	0	1	4	0	0	0	0	6.0
Muff, A.	3	3	0	8	.375	0	0	0	0	0	0	2	0	0	4.0
Porubek, L.	1	2	1	8	.125	1	0	0	0	0	0	0	0	0	2.0
Pelger, K.	3	7	4	31	.097	1	0	3	0	5	0	1	0	1	7.5
Traxson, C.	3	6	5	21	.048	0	0	0	0	0	0	0	0	0	6.0
Madonia, G.	3	0	0	0	.000	0	0	0	0	0	0	0	0	0	0.0
Keating, C.	1	0	1	2	-.500	0	0	0	0	1	0	-0	0	0	0.0
McCarty, T.	3	0	0	0	.000	0	1	3	0	8	0	0	0	0	1.0
Kabalis, K.	3	0	0	0	.000	1	0	1	1	11	0	0	0	0	0.0
Kaufman, D.	3	4	2	14	.143	0	0	0	1	0	0	1	0	0	4.5
TOTALS	3	32	14	110	.164	29	1	8	3	37	0	6	1	1	36.0

2014 NCAA TOURNAMENT

First Round • K-State vs. #20 Utah
Dec. 4 • Lincoln, Neb. • Devaney Sports Center
Utah won 25-16, 25-16, 25-17

UTAH	SP	K	E	TA	PCT	A	SA	SE	RE	DIG	BS	BA	BE	BHE	PTS
Trueman, C.	3	2	2	10	.000	0	0	0	0	0	0	4	0	0	4.0
Bateman, B.	3	6	1	12	.417	0	0	0	0	0	0	3	0	0	7.5
Dalton, S.	3	10	0	18	.556	0	0	0	0	2	1	3	0	0	12.5
Schofield, C.	3	11	3	25	.320	1	0	0	0	8	2	2	0	0	14.0
Kirby, K.	3	0	0	0	.000	23	1	1	0	9	0	0	0	0	1.0
Anae, A.	3	10	0	18	.556	0	2	1	0	9	0	1	0	0	12.5
Sutton, T.	2	0	0	0	.000	0	0	0	0	1	0	0	0	0	0.0
Mosefi, M.	3	4	2	13	.154	0	0	0	0	2	0	1	0	0	4.5
Adolph, L.	3	0	0	0	.000	3	3	2	2	15	0	0	0	0	3.0
Cygan, K.	3	0	1	3	-.333	13	0	0	0	1	0	0	0	0	0.0
TOTALS	3	43	9	99	.343	40	6	4	2	47	3	14	0	0	59.0

K-STATE	SP	K	E	TA	PCT	A	SA	SE	RE	DIG	BS	BA	BE	BHE	PTS
Madonia, G.	3	0	0	0	.000	0	0	1	0	9	0	0	0	0	0.0
Keating, C.	3	7	2	19	.263	0	0	0	0	1	5	0	1	0	7.5
Brand, K.	3	3	1	8	.250	25	0	0	0	6	1	2	0	0	5.0
Reininger, K.	3	5	18	.000	1	0	0	0	0	0	1	0	0	0	5.5
Jones, N.	3	4	2	9	.222	2	0	2	0	2	1	1	0	0	7.5
Sassin, B.	3	6	25	.120	0	0	1	0	1	0	0	0	0	0	3.0
Kober, K.	3	0	0	0	.000	0	0	1	4	8	0	0	0	0	0.0
Zarda, S.	3	0	0	0	.000	1	0	0	1	3	0	0	0	0	0.0
Zumach, K.	3	6	5	24	.042	0	0	0	0	0	0	1	0	0	6.5
Gardner, D.	3	0	0	0	.000	2	0	0	0	3	0	0	0	0	0.0
Vogel, B.	3	3	2	8	.125	0	0	0	0	2	0	0	1	0	3.0
TOTALS	3	31	23	111	.072	29	2	3	6	39	2	6	1	0	38.0

2015 NCAA TOURNAMENT

First Round • K-State vs. Wichita State
Dec. 4 • Lincoln, Neb. • Devaney Sports Center
Wichita St. won 25-22, 17-25, 25-18, 25-20

K-STATE	SP	K	E	TA	PCT	A	SA	SE	RE	DIG	BS	BA	BE	BHE	PTS
Schultejans, A.	4	7	1	31	.194	0	0	1	0	7	1	2	1	0	9.0
Brand, K.	4	5	2	13	.231	45	1	0	0	12	0	1	0	0	6.5
Reininger, K.	4	8	3	19	.263	0	0	0	0	0	2	3	0	0	11.5
Flowers, M.	4	2	2	13	.000	1	0	0	0	0	1	1	0	1	3.5
Sassin, B.	4	18	6	54	.222	1	1	2	0	14	0	0	0	0	19.0
Vogel, B.	4	9	0	29	.310	2	0	0	0	12	0	2	1	0	10.0
Kober, K.	4	0	0	0	.000	1	0	0	0	24	0	0	0	0	0.0
Batchelder, M.	2	0	0	0	.000	0	0	1	0	0	0	0	0	0	0.0
Gyimes, Z.	3	4	0	5	.800	1	0	0	0	2	0	1	0	0	4.5
Fairfield, D.	4	0	0	0	.000	0	0	0	0	11	0	0	0	0	0.0
TOTALS	4	53	14	164	.238	51	2	4	0	82	4	10	2	1	64.0

WICHITA ST.	SP	K	E	TA	PCT	A	SA	SE	RE	DIG	BS	BA	BE	BHE	PTS
Raudsepp, M.	4	11	4	31	.226	1	0	0	0	2	0	1	0	0	11.5
Larson, J.	4	7	3	36	.111	3	0	1	0	14	0	0	1	0	7.0
Hiebert, E.	4	6	4	14	.143	58	0	0	0	9	0	0	0	0	6.0
Fayad, S.	4	11	1	34	.294	1	0	3	0	7	0	1	0	0	11.5
Shelton, H.	4	0	0	0	.000	1	0	0	0	11	0	0	0	0	0.0
Lehman, A.	4	20	4	32	.500	0	0	0	1	1	0	4	0	0	22.0
Mostrom, D.	4	1	0	1	1.000	2	0	2	0	23	0	0	0	0	1.0
Reilly, K.	4	15	4	33	.333	0	0	1	0	6	0	2	2	0	16.0
Mostrom, G.	4	0	0	0	.000	2	0	2	1	12	0	0	0	0	0.0
Brisso, N.	1	0	0	0	.000	0	0	0	0	0	0	0	0	0	0.0
TOTALS	4	71	20	181	.282	68	0	9	2	85	0	8	3	0	75.0

2016 NCAA TOURNAMENT

First Round • K-State vs. Lipscomb
Dec. 2 • Manhattan, Kan. • Bramlage Coliseum
K-State won 28-26, 25-15, 26-24

LIPSCOMB	SP	K	E	TA	PCT	A	SA	SE	RE	DIG	BS	BA	BE	BHE	PTS
ANDERSON, L.	3	12	2	20	.500	0	0	0	2	1	7	0	1	0	12.5
ROGERS, C.	3	9	2	16	.438	0	0	0	0	0	0	0	0	0	9.0
ELMORE, M.	3	0	0	0	.000	18	0	0	0	0	9	0	0	0	0.0
NUSBAUM, C.	3	8	9	39	-.026	0	1	1	0	10	0	0	0	0	9.0
PHILLIPS, M.	3	7	4	17	.176	0	0	0	0	0	1	0	1	0	7.5
BRADLEY, K.	3	6	0	12	.500	1	0	0	0	0	1	2	0	0	8.0
OSTROM, K.	3	0	0	0	.000	26	0	1	0	7	0	0	0	0	0.0
RACICH, T.	3	6	5	16	.662	0	0	1	0	0	0	2	0	0	7.0
THOMAS, B.	3	1	0	1	1.000	2	0	0	0	2	11	0	0	0	1.0
TEAM															
TOTALS	3	49	22	121	.223	47	1	5	4	45	1	6	0	0	54.0

K-STATE	SP	K	E	TA	PCT	A	SA	SE	RE	DIG	BS	BA	BE	BHE	PTS
Brand, Katie	3	6	0	7	.857	34	0	2	0	6	0	2	0	0	7.0
Reininger, K	3	7	0	13	.538	0	0	0	0	1	1	5	0	0	10.5
Batchelder, M	3	0	0	0	.000	0	1	0	0	1	0	0	0	0	1.0
Sassin, Brooke	3	11	1	23	.435	2	2	2	2	1	5	0	3	0	14.5
Schick, M	2	0	0	0	.000	0	0	0	0	0	1	0	0	0	0.0
Fairfield, D	2	0	0	0	.000	1	0	0	0	4	0	0	0	0	0.0
Kober, Kersten	3	0	0	0	.000	3	0	0	0	14	0	0	0	0	0.0
Sandbothe, Elle	3	7	0	11	.636	0	0	0	0	1	0	5	0	0	9.5
Schultejans, A	1	0	1	2	-.500	0	0	0	0	0	0	0	0	0	0.0
Zumach, Kylee	3	9	1	24	.333	0	0	1	0	2	0	3	0	0	10.5
Flowers, Macy	1	2	5	-.200	0	0	0	0	0	0	0	0	0	0	1.0
Hooper, C	1	0	0	1	.000	0	0	0	0	0	0	0	0	0	0.0
Vogel, Bryna	3	7	3	21	.190	3	1	1	0	4	0	2	1	0	9.0
TOTALS	3	48	8	107	.374	43	4	6	1	39	1	20	1	0	63.0

Second Round • K-State vs. Ohio State
Dec. 3 • Manhattan, Kan. • Bramlage Coliseum
Ohio State won 25-20, 25-22, 22-25, 23-25, 17-15

OHIO STATE	SP	K	E	TA	PCT	A	SA	SE	RE	DIG	BS	BA	BE	BHEPTS	
Smeathers, M	5	2	4	16	.125	0	0	0	0	0	0	1	0	2.5	
Schirmer, L	5	21	11	52	.192	1	2	0	0	10	2	3	0	25.5	
Hughes, Taylor	5	14	7	28	.250	41	0	0	0	15	1	3	0	16.5	
Wenz, Ashley	5	9	7	38	.111	0	0	0	0	3	0	0	0	9.5	
Appold, Audra	5	12	4	35	.229	1	0	1	2	17	1	1	0	13.5	
Sandbothe, T	5	15	7	29	.276	0	0	1	0	4	1	7	1	0	19.5
Randall, Kylie	1	0	0	0	.000	0	0	0	0	0	0	0	0	0	.00
Leon, Valeria	1	0	0	0	.000	5	0	0	1	24	0	0	0	0	.00
Festl, Abby	5	0	0	0	.000	23	0	1	0	8	0	0	0	0	.00
TEAM									1						
TOTALS	5	73	40	178	.195	71	1	7	4	81	5	16	1	1	87.0



ALL-TIME LETTERWINNERS

A

Allison, Sarah 2008-09
Alters, Hillary 1999

B

Batchelder, Mattie 2014-15-16
Berkley, Melissa 1990
Berkley, Betsy 1988-89-90
Blasi, Julie 1976-77-78-79
Blount, Gloria 1980
Boytz, Pam 1975
Brand, Katie 2013-14-15-16
Branting, Kelle 1997-98-99-2000
Bronnenberg, Disney 1998-99-2000
Brown, Abbie 1996
Buck, Pam 1975-76-77
Bundy, Helen 1983-84-85-86

C

Cady, Dawn 1996-97-98-99
Call, Shawnee 1985-86-87-88
Carlson, Amy 1990
Carlson, Brynn 2017
Carlson, Kelley 1984-85-86-87
Carlson, Tracy 1977
Chipman, Kelsey 2006-07-08-09
Chisholm, JuliAnne 2007-08-09-10
Christen, Jayne 1998-99-2000-01
Chuk, Debbie 1977-78
Cogswell, Shelly 1982
Commerford, Renee 1982
Cook, Courtney 2010-11-12-13

D

Daniels, Peggy 1983-84
Dau, Chi 1992-93-94
DeClerk, Kate 1993-94-95-96
Diemer, Carla 1979-80-81-82
Dixon, Chris 1998-99
Dixon, Sarah 2017
Dobrosz, Natalia 2010
Dodson, Amy 1987-88-89
Donahue, Caitlyn 2009-10-11-12
Downey-Wallace, Laura 1999-01-02-03
Drews, Susan 1978-79-80-81
Dugan, Charissa 2008
Dugan, Jill 1992-93-94-95
Durham, Cindy 1986
Durrett, Michelle 1982

F

Fairfield, Devan 2015-16-17
Farr, Megan 2005-06-07-08
Fay, Abby 2008-09
Flattum, Sami 2015
Flowers, Macy 2015-16-17
Foote, Kristen 2002
Franklin, Michaela 2002-03-04

G

Gabruseva, Ginta 2006
Gardner, Dallas 2013-14
Gardner, Nancy 1975-76
Garrett, Wendy 1991-92-93
Ghattas, GiGi 1993-94
Gilpin, Marla 1987
Gnadt, Janet 1981
Goehring, Lauren 2000-01-02-03
Gross, Leesa 1983-84
Grot, Izabela 2009
Guerre, Gabby 2001-02-03-04
Gylmes, Zsolia 2015-16-17

H

Haas, Susan 1977-78-79-80
Haff, Heather 1997-98
Hagge, Suzanne 1992-93-94
Happel, Sarah 1991
Harshbarger, Lynda 1986-87-88-89
Hamlin, Joy 2003-04-05
Haskell, Susan 1977
Hejjas, Valeria 2003-04
Helms, Jane 1976-77
Herrold, Kelly 1985
Heitbrink, Shantelle 1982-83
Holcomb, Makenzie 2015
Hooper, Cheyenne 2016-17
Horton, Audrey 2009
Hughes, Rhonda 1988-89-90-91

J

Jacquart, Kristi 1984-85-86-87
James, Julie 1989-90

Jantsch, Jenny 2005-06-07-08
Jensen, Cari 2000-01-02-03
Jensen, Kris 2000-01-02-03
Johnson, Taylor 2011-12-13-14
Johnson, Tiffany 2006
Jones, Natali 2012-13-14

K

Kabalas, Kuulei 2011-12
Kastens, Valerie 1985-86-87-88
Kaufman, Dakota 2010-11-12-13
Keating, Chelsea 2011-12-13-14
Kelican, Ashley 2009-10-11
Killeen, Reilly 2017
Kinderknecht, Karen 1986-87
Kinsey, Mary 1984-85-86-87
Kleyweg, Amy 1992
Kober, Kersten 2013-14-15-16
Koehn, Jennifer 1979-80-81-82
Koehn, Susan 1977-78-79-80
Kolarik, Elizabeth 1978-79
Korobkova, Nataly 2007-08
Kroeker, Megan 2005-06
Kull, Leslie 1986-87-88-89

L

Langhaim, Brookelyn 2014
Lastra, Angie 2004-05-06-07
Lee, Donna 1982-83-84-85
Leonard, Kathy 1978
Leister, Stephanie 1991-92-93
Liliom, Rita 2004-05-07-08
Lindell, Heather 1996-97-98-99
Lindquist, Molly 2003
Long, Linda 1975-76-77-78
Ludwig, Kathleen 2009-10-11-12
Luther, Kelli 1996
Luther, Linsey 1996-97-98

M

Madonia, Gina 2011-12-13-14
Majerus, Michelle 1985
Mallory, Bonny 1984
Martin, Kristin 1986-87-88-89
Martin, Lisa 2001-02-03-04
Mathewson, Lauren 2007-08-09-10
McCarty, Tristan 2010-11-12-13
McDiffett, Kathi 1983
McKee, Annell 1980
McKee, Angie 1990-91-92-93
McNeil, Julie 1978
Melvin, Letitia 1990
Mettenbrink, Carol 1977
Mignao, Mary 1985-86-87-88
Miller, Debbie 1992-93-94-95
Mimick, Lisa 1998-99-2000-01
Mott, Alison 1989-90-91
Muff, Alex 2009-10-11-12
Murphy, Alison 1990
Murray, Vanessa 2009

O

Orndoff, Danette 1976

P

Pacheco, Soriana 2008-09
Pelger, Kaitlynn 2010-11-12-13
Penning, Kylie 2016
Perkins, Jamie 2003-04-05
Phillips, Val 1994-95-96-97
Pollard, Jennifer 1999-2000-01-02
Poppe, Janelle 1976
Portz, Toni 1976
Porubek, Lilla 2010-11-12-13
Powell, Jenny 1982

R

Reininger, Katie 2014-15-16
Rezende, Agata 2004-05
Ridley, Sharon 1980-81-82-83
Roberts, Valery 1989-90
Rosenthal, Lauren 2004-07
Ross, Allison 1983-84
Runnels, Becky 1975
Ryning, Devon 1994-95-96-97

S

Sandbothe, Elle 2016-17
Sassin, Brooke 2014-15-16
Saxton, Kathy 1989-90-91-92
Schick, Maureen 2016-17
Schmidt, Sandy 1981
Schroeder, Shelly 1980

Schultejeans, Alyssa 2015-16-17

Scott, Melanie 1989-90
Sewing, LuAnn 1975
Shepherd, Alexis 1997
Shurbet, Bailey 2014-15
Sinderson, Holly 1978-79-80
Sittenauer, Cathy 1980-81-82-83
Sleichter, Jami 2001-02
Smith, Brooke 2017
Spiegelberg, Stacey 2004-07
Stanzel, Katie 2002-03-04-05

T

Teahan, Kathy 1976-77-78-79
Thomas, Julie 1997-98-99-2000
Tibbetts, Tami 1986-87-88-89
Townsend, Leslie 2005-06-07-08
Traxson, Courtney 2010-11-12-13
Turner, Kacia 2010

V

Vogel, Bryna 2014-15-16-17

W

Weber, Mckenzi 2016-17
Wegner, Liz 1998-99-2000-01
Werner, Sandy 2003-04-05-06
Whitfield, Mandy 1996
Whitney, Renee 1983-84-85-86
Wick, Val 1995-96-97-98
Willhite, Lisa 1975
Williams, Peyton 2017
Wiseman, Beth 1980-81
Wylie, Kathy 1991-92-93-94

Y

Young, Yolanda 1993-94-95-96

Z

Zarda, Sheridan 2014
Zoerner, Heather 1992-93
Zschau, Kim 1995-96-97-98
Zumach, Kylee 2014-15-16-17



ALL-TIME ROSTER

BY HOMETOWN

Alabama (1)	
Sharon Ridley (Montgomery)	1980-83
Arkansas (1)	
Sarah Allison (Siloam Springs)	2007-09
Brazil (1)	
Agata Rezende (Franca)	2004-05
California (5)	
Sarah Dixon (Chino Hills).....	2017
Laura Downey (La Mesa)	1999-03
GiGi Ghattas (Woodland Hills)	1993-94
Vanessa Murray (Woodland Hills)	2009
Faalo Taumanupepe (Long Beach)	2002
Colorado (7)	
Mattie Batchelder (Colorado Springs)	2013-16
Carl Jensen (Fowler)	2000-03
Kris Jensen (Fowler)	2000-03
Ashley Kelican (Centennial)	2009-11
Heather Lindell (Fort Morgan)	1996-99
Katie Reiningner (Colorado Springs)	2013-16
Kathy Wylie (Littleton)	1991-94
Florida (2)	
Mariela Fasce (Boca Raton)	1995
Kim Zschau (Dunedin)	1995-98
Germany (1)	
Natalia Doborsz (Wetzlar)	2010
Hawai'i (2)	
Kuilei Kabalis (Hilo)	2011-12
Reilly Killeen (Honolulu)	2017
Hungary (4)	
Valeria Heijas (Kecskemet)	2003-04
Rita Lilium (Budapest)	2004-08
Lilla Porubek (Budapest)	2010-13
Zsolia Gyimes (Budapest)	2015-17
Illinois (3)	
Amy Kleyweg (Western Springs)	1992
Gina Madonia (Glen Ellyn)	2011-14
Kristin Martin (Rockford)	1986-89
Indiana (3)	
Disney Bronnenberg (Bloomington)	1998-00
Leesa Gross (Decatur)	1983-84
Mary Kinsey (Mt. Vernon)	1984-87
Iowa (3)	
Abbie Brown (Eldora)	1996
Suzanne Hagge (Clinton)	1992-94
Jamie Perkins (Council Bluffs)	2002-05
Kansas (86)	
Hillary Alters (Bonner Springs)	1999
Betsy Berkley (Tescott)	1988-90
Melissa Berkley (Tescott)	1990
Julie Blas (Wichita)	1976-79
Gloria Blount (Cottonwood Falls)	1980
Ali Boehler (Olathe)	2012
Pam Buck (Overland Park)	1975-77
Helen Bundy (Manhattan)	1983-86
Shawnee Call (Ellsworth)	1985-88
Amy Carlson (Wamego)	1990
Kelley Carlson (Manhattan)	1984-87
Kelsey Chipman (Topeka)	2006-09
JulieAnne Chisholm (Hillsboro)	2007-10
Shelley Cogswell (Topeka)	1992
Kelly Cook (Sterling)	2003-04
Chelsea Cox (Norton)	2006
Peggy Daniels (Valley Center)	1983-84
Amy Dodson (Louisburg)	1987-89
Caitlyn Donahue (Overland Park)	2009-12
Susan Drews (Hutchinson)	1978-81
Charissa Dugan (Wichita)	2007-08
Megan Farr (Manhattan)	2004-08
Macy Flowers (Chanute)	2015-17
Kristen Foote (Manhattan)	2002
Dallas Gardner (Lenexa)	2013-14
Nancy Gardner (Overland Park)	1975-76
Marla Gilpin (Sawyer)	1987
Susan Haas (Mission)	1977-80
Joy Hamlin (Douglass)	2002-05
Lynda Harshbarger (Wamego)	1986-89
Jane Helms (Linn)	1976-77
Shantelle Hietbrink (Prairie Village)	1982-83
Makenzie Holcomb (Derby)	2014-15
Audrey Horton (Topeka)	2009-10
Rhonda Hughes (Manhattan)	1988-91
Kristi Jacquart (Sublette)	1984-87
Natali Jones (Pratt)	2011-14
Valerie Kastens (Wichita)	1985-88
Dakota Kaufman (Hillsboro)	2010-13
Chelsea Keating (Frankfort)	2010-14
Karen Kinderknecht (Park)	1986-87
Jennifer Koehn (Concordia)	1979-82
Susan Koehn (Concordia)	1977-80
Megan Kroeker (Solomon)	2004-07
Molly Lindquist (Manhattan)	2002-03
Linda Long (Manhattan)	1975-78
Kathleen Ludwig (Shawnee)	2008-12
Michelle Majerus (Junction City)	1985
Bonny Mallory (Leawood)	1984
Lisa Martin (Hutchinson)	2001-04
Tristan McCarty (Manhattan)	2010-13
Anneel McKee (Manhattan)	1980
Angie McKee (Goodland)	1990-93
Mary Mignano (Manhattan)	1985-88
Debbie Miller (Topeka)	1992-95
Alison Mott (Manhattan)	1989-91
Alex Muff (Concordia)	2009-12
Danette Orndoff (Topeka)	1976
Jacquelyn Paetzold (El Dorado)	2001
Kaitlynn Pelger (Olathe)	2010-13
Kylie Penning (Washington)	2016
Janelle Poppe (Lincolville)	1976
Valery Roberts (Buhler)	1989-90
Allison Ross (Fairway)	1983-84
Kathy Saxton (Mulvane)	1989-92
Sandy Schmidt (Hays)	1981
Shelly Schroeder (Bushton)	1980
Alyssa Schultejans (Silver Lake).....	2015-17
Alexis Shepard (Leavenworth)	1996
Holly Sinderson (Shawnee)	1978-80
Cathy Sittenauer (Nortonville)	1980-83

Jami Sleichter (Carbondale)	2001-02
Stacey Spiegelberg (Overland Park)	2004-07
Kathy Teahan (Overland Park)	1976-79
Julie Thomas (Overland Park)	1997-00
Tami Tibbets (Council Grove)	1986-89
Leslie Townsend (Topeka)	2004-08
Courtney Traxson (Cheney)	2010-13
Kacia Turner (Topeka)	2009-10
Bryna Vogel (Clearwater)	2014-17
Melissa Watson (McPherson)	2005
Mckenzi Weber (Overland Park)	2016-17
Sandy Werner (Topeka)	2003-06
Renee Whitney (Manhattan)	1983-86
Peyton Williams (Topeka)	2017
Beth Wiseman (Hiawatha)	1980-81
Sheridan Zarda (Shawnee)	2014
Latvia (1)	
Ginta Gabruseva (Riga)	2005-06
Maryland (1)	
Tiffany Johnson (Odenton)	2005-06
Massachusetts (1)	
Susan Haskell (Bernardston)	1977
Michigan (1)	
Mandy Whitfield (Kalamazoo)	1996
Minnesota (9)	
Dawn Cady (Marshall)	1996-99
Brynn Carlson (Woodbury)	2017
Kate DeClerk (Windom)	1993-96
Sami Flattum (Lakeville)	2014-15
Sarah Happel (Frazee)	1991
Stephanie Liestner (Granite Falls)	1991-93
Alison Murphy (Chanhausen)	1990
Val Phillips (Apple Valley)	1994-97
Kylee Zumach (Buffalo)	2014-17
Missouri (12)	
Tracy Carlson (Raytown)	1977
Carla Diemer (Springfield)	1979-82
Cindy Durham (Independence)	1986
Devan Fairfield (Grain Valley)	2014-17
Abby Fay (Kansas City)	2007-09
Jenny Jantsch (Kansas City)	2004-07
Elizabeth Kolarik (Kansas City)	1978-79
Donna Lee (Kansas City)	1982-85
Lauren Mathewson (Kansas City)	2007-10
Elle Sandbothe (Lee's Summit)	2016-17
Melanie Scott (Eldon)	1989-90
Maria Stork (Kansas City)	1995
Nebraska (16)	
Katie Brand (Grand Island)	2012-16
Kelle Branting (North Platte)	1997-00
Jayne Christen (Tecumseh)	1998-01
Courtney Cook (Fremont)	2010-13
Jill Dugan (Grand Island)	1992-94
Michaela Franklin (Lincoln)	2002-04
Leslie Kull (Omaha)	1986-89
Taylor Johnson (Grand Island)	2011-14
Kelli Luther (Grand Island)	1996
Linsey Luther (Grand Island)	1996-98
Lisa Mimick (Spencer)	1998-01
Jennifer Pollard (North Bend)	1999-02
Katie Stanzel (Omaha)	2001-05
Liz Wegner (Grand Island)	1998-01
Val Wieck (Grand Island)	1995-98
Yolanda Young (Omaha)	1993-96
New Mexico (1)	
Letitia Melvin (Los Alamos)	1990
Pennsylvania (1)	
Heather Haff (Pittsburgh)	1997-99
Puerto Rico (1)	
Angie Lastra (Carolina)	2004-07
Russia (2)	
Anna Kaloujskikh (Moscow)	1995
Nataly Korobkova (Krasnoyarsk)	2007-08
Tennessee (2)	
Wendy Garrett (Cordova)	1991-93
Cheyenne Hooper (Knoxville)	2016-17
Texas (10)	
Chi Dau (Alief)	1992-94
Lauren Goehring (Fort Worth)	2000-03
Gabby Guerre (Houston)	2001-04
Julie James (Houston)	1989-90
Kersten Kober (Southlake)	2013-16
Lauren Rosenthal (San Antonio)	2004-07
Brooke Sassin (San Antonio)	2014-16
Bailey Shurbet (San Antonio)	2013-15
Brooke Smith (Weatherford)	2017
Heather Zoerner (Houston)	1992-93
Utah (1)	
Brookelyn Langhaim (Highland)	2013-14
Venezuela (1)	
Soriana Pacheco (Turmero)	2008-09
Washington (1)	
Devon Rynning (Enumclaw)	1994-97
Wisconsin (1)	
Maureen Schick (Green Bay)	2016-17

BY JERSEY NUMBER

1	
Sharon Ridley	1980-83
Mary Mignano	1985-88
Alison Murphy	1990
Chi Dau	1992-94
Heather Lindell	1996-97
Disney Bronnenberg	1998-2000
Jami Sleicher	2001-02
Kelly Cook	2003
Megan Farr	2005-08
Caitlyn Donahue	2009-12
Kersten Kober	2013-16
Reilly Killeen	2017
2	
Leesa Gross	1983-84
Karen Kinderknecht	1986-87
Rhonda Hughes	1988-91
Mariela Fasce	1995
Kelle Branting	1997-2000
Joy Hamlin	2002-05
Lauren Mathewson	2007-10
Gina Madonia	2011-14
Elle Sandbothe	2016-17
3	
Shelley Cogswell	1982
Michelle Majerus	1985
Julie James	1989-90
Stephanie Liestner	1991-93
Maria Stork	1995
Mandy Whitfield	1996
Dawn Cady	1997-99
Lauren Goehring	2000-03
Agata Rezende	2004-05
Rita Lilium	2007-08
Vanessa Murray	2009
Chelsea Keating	2010-14
Alyssa Schultejans	2015-17
4	
Shelley Cogswell	1982
Michelle Majerus	1985
Julie James	1989-90
Stephanie Liestner	1991-93
Maria Stork	1995
Mandy Whitfield	1996
Dawn Cady	1997-99
Lauren Goehring	2000-03
Agata Rezende	2004-05
Rita Lilium	2007-08
Vanessa Murray	2009
Tristan McCarty	2010-13
Sheridan Zarda	2014
Sarah Dixon	2017
5	
Gloria Blount	1980
Shantelle Hietbrink	1982-83
Valerie Kastens	1985-88
Alison Mott	1989-91
Jill Dugan	1992-95
Kim Zschau	1996-98
Laura Downey-Wallace	1999-2003
Angie Lastra	2004-07
Kathleen Ludwig	2008-12
Bailey Shurbet	2013-15
Kylie Penning	2016
6	
Cathy Sittenauer	1980-83
Bonny Mallory	1984
Michelle Majerus	1985
Amy Dodson	1987-89
Melissa Berkley	1990
GiGi Ghattas	1993-94
Linsey Luther	1996-98
Jennifer Pollard	1999-2002
Sandy Werner	2003-06
Abby Fay	2017-09
Natalia Doborsz	2010
Katie Brand	2012-16
7	
Carla Diemer	1979-82
Allison Ross	1983-84
Lynda Harshbarger	1986-89
Letitia Melvin	1990
Yolanda Young	1993-96
Heather Haff	1997-99
Katie Stanzel	2001-05
Kelsey Chipman	2006
Soriana Pacheco	2008-09
Courtney Cook	2010-13
Kylee Zumach	2014-17
8	
Jennifer Koehn	1979-82
Helen Bundy	1983-86
Kathy Saxton	1989-92
Devon Rynning	1994-97
Lisa Mimick	1998-2001
Jamie Perkins	2002-05
Ashley Kelican	2009-11
Ali Bohler	2012
Dallas Gardner	2013-14
Brooke Smith	2017
9	
Susan Haas	1977-80
Sandy Schmidt	1981
Shawnee Call	1985-88
Valery Roberts	1989-90
Wendy Garrett	1991-93
Suzanne Hagge	1992-94
Kelli Luther	1996
Julie Thomas	1997-2000
Gabby Guerre	2001-04
Ginta Gabruseva	2005-06
Nataly Korobkova	2007-08
Alex Muff	2009-12
Katie Reiningner	2013-16
10	
Susan Koehn	1977-80
Renee Whitney	1983-86
Tami Tibbets	1987-89
Kate DeClerk	1993-96
Heather Lindell	1998-99

Kris Jensen	2000-03
Jenny Jantsch	2004-08
Audrey Horton	2009-10
Mattie Batchelder	2013-16
11	
Beth Wiseman	1980-81
Mary Kinsey	1984-87
Melanie Scott	1989-90
Kathy Wylie	1991-94
Kim Zschau	1995-98
Abbie Brown	1996
Hillary Alters	1998-99
Carl Jensen	2000-03
Lauren Rosenthal	2004-07
Izabella Grot	2008-09
Lilla Porubek	2010-13
Peyton Williams	2017
12	
Donna Lee	1982-85
Cindy Durham	1986
Marla Gilpin	1987
Angie McKee	1990-93
Val Phillips	1994-97
Liz Wegner	1998-2001
Kristen Foote	2002
Valeria Heijas	2003-04
Megan Kroeker	2005
Chelsea Cox	2006
JulieAnne Chisholm	2007-10
Natali Jones	2011-14
Macy Flowers	2015-17
13	
Holly Sinderson	1978-80
Kelley Carlson	1984-87
Sarah Happel	1991
Heather Zoerner	1992-93
Anna Kaloujskikh	1995
Molly Lindquist	2002-03
Rita Lilium	2004-06
14	
Susan Drews	1978-81
Peggy Daniels	1983-84
Kristin Martin	1986-89
Dawn Cady	1996
Jayne Christen	1998-2001
Michaela Franklin	2002-04
Tiffany Johnson	2005-06
Kelsey Chipman	2007-09
Taylor Johnson	2010-14
15	
Susan Drews	1978-81
Peggy Daniels	1983-84
Kristin Martin	1986-89
Dawn Cady	1996
Jayne Christen	1998-2001
Michaela Franklin	2002-04
Tiffany Johnson	2005-06
Kelsey Chipman	2007-09
Kacia Turner	2010
Kuilei Kabalis	2011-12
Brookelyn Langhaim	2013-14
Cheyenne Hooper	2016-17
16	
Megan Kroeker	2004
Melissa Watson	2005
Sarah Allison	2007-09
Dakota Kaufman	2010-13
Zsolia Gyimes	2015-17
17	
Leslie Townsend	2004
Charissa Dugan	2007-08
Kaitlynn Pelger	2010-13
Brooke Sassin	2014-16
Brynn Carlson	2017
18	
Leslie Townsend	2004
Charissa Dugan	2007-08
Courtney Traxson	2010-13
Bryna Vogel	2014-17
19	
Makenzie Holcomb	2014-15
Maureen Schick	2016-17
20	
Sami Flattum	2014-15
Mckenzi Weber	2016-17
21	
Devan Fairfield	2014-17
33	
Megan Kroeker	2006



ALL-TIME CAREER STATS

Sarah Allison • Middle Blocker • 6-0 • Siloam Springs, Ark. (Siloam Springs)

YEAR	SP	K	E	TA	KPS	PCT	AST	APS	SA-SE	RE	DIGS	DPS	BS-BA	BPS
2008	20	11	2	19	0.55	.474	2	0.10	1-0	0	2	0.10	0-6	0.30
2009	43	34	19	116	0.79	.129	8	0.19	0-1	0	7	0.16	0-26	0.60
Total	63	45	21	135	0.71	.178	10	0.16	1-1	0	9	0.14	0-32	0.51

Hillary Alters • Middle Blocker • 6-3 • Bonner Springs, Kan. (Immaculata)

YEAR	SP	K	E	TA	KPS	PCT	AST	APS	SA-SE	RE	DIGS	DPS	BS-BA	BPS
1999	10	11	3	22	1.10	.364	3	0.30	0-0	0	1	0.10	0-10	1.00

Mattie Batchelder • Defensive Specialist • 5-8 • Colorado Springs, Colo. (Doherty)

YEAR	SP	K	E	TA	KPS	PCT	AST	APS	SA-SE	RE	DIGS	DPS	BS-BA	BPS
2014	11	0	0	0	0.00	.000	1	0.09	0-0	0	3	0.27	0-0	0.0
2015	81	1	0	1	0.01	1.000	8	0.10	14-8	1	40	0.47	0-0	0.0
2016	58	0	0	0	0.00	.000	6	0.10	5-10	0	19	0.33	0-0	0.0
Total	150	1	0	1	0.01	1.000	15	0.10	19-18	1	62	0.41	0-0	0.0

Betsy Berkley • Middle Blocker • 5-11 • Tescott, Kan. (High)

YEAR	SP	K	E	TA	KPS	PCT	AST	APS	SA-SE	RE	DIGS	DPS	BS-BA	BPS
1988	35	20	13	51	0.57	.137	4	0.11	6-18	0	22	0.63	2-15	0.49
1989	97	227	78	504	2.34	.296	3	0.03	21-n/a	n/a	139	1.43	28-71	1.02
1990	91	247	105	575	2.71	.247	10	0.11	22-n/a	n/a	193	2.12	28-21	0.54
1991	36	86	42	222	2.39	.198	1	0.03	10-13	11	45	1.25	9-12	0.58
Total	259	580	238	1352	2.24	.253	18	0.07	59-31*	11*	399	1.54	67-119	0.72

Melissa Berkley • Outside Hitter • 5-10 • Tescott, Kan. (High)

YEAR	SP	K	E	TA	KPS	PCT	AST	APS	SA-SE	RE	DIGS	DPS	BS-BA	BPS
1990	22	23	12	61	1.05	.180	1	0.05	4-n/a	n/a	37	1.68	0-2	0.09
1991	11	6	6	22	0.55	.000	1	0.09	3-3	6	20	1.82	3-2	0.45
Total	33	29	18	83	0.88	.133	2	0.06	7-3*	6*	57	1.73	3-4	0.21

Ali Boehler • Defensive Specialist • 5-10 • Olathe, Kan. (Missouri Southern State)

YEAR	SP	K	E	TA	KPS	PCT	AST	APS	SA-SE	RE	DIGS	DPS	BS-BA	BPS
2012	3	0	0	0	0.00	.000	0	0.00	0-0	1	0	0.00	0-0	0.00

Katie Brand • Setter • 6-1 • Grand Island, Neb. (Central Catholic)

YEAR	SP	K	E	TA	KPS	PCT	AST	APS	SA-SE	RE	DIGS	DPS	BS-BA	BPS
2012														
2013	105	95	39	253	0.90	.221	1056	10.06	27-20	0	250	2.38	7-80	0.83
2014	116	112	29	259	0.97	.320	1274	10.98	15-19	0	314	2.71	8-96	0.90
2015	107	133	26	288	1.24	.372	1188	11.10	14-22	0	332	3.10	4-75	0.74
2016	119	130	34	303	1.09	.317	1341	11.27	21-37	1	325	2.73	6-75	0.68
Total	447	470	128	1103	1.05	.310	4859	10.87	77-98	1	1221	2.73	25-326	0.79

Kelle Branting • Middle Blocker • 6-1 • North Platte, Neb. (High)

YEAR	SP	K	E	TA	KPS	PCT	AST	APS	SA-SE	RE	DIGS	DPS	BS-BA	BPS
1997	116	294	135	699	2.53	.277	25	0.22	23-63	1	206	1.78	7-116	1.06
1998	109	297	107	648	2.72	.293	27	0.25	21-39	0	76	0.70	16-97	1.04
1999	109	264	88	557	2.42	.316	28	0.26	26-28	0	87	0.80	15-96	1.02
2000	111	329	98	660	2.96	.350	34	0.31	34-46	11	145	1.31	11-99	0.99
Total	445	1184	428	2564	2.66	.295	114	0.26	104-176	12	514	1.16	49-408	1.03

Disney Bronnberg • Setter • 5-9 • Bloomington, Ind. (North)

YEAR	SP	K	E	TA	KPS	PCT	AST	APS	SA-SE	RE	DIGS	DPS	BS-BA	BPS
1998	109	41	43	158	0.38	-.013	1694	15.54	12-47	2	267	2.45	0-38	0.35
1999	109	81	27	186	0.74	.290	1508	13.83	26-31	3	274	2.51	0-54	0.50
2000	113	61	28	162	0.54	.204	1696	15.01	24-26	0	270	2.39	4-46	0.43
Total	331	183	98	506	0.55	.168	4898	14.80	62-104	5	811	2.45	4-138	0.43

Abbie Brown • Outside Hitter • 5-11 • Eldora, Iowa (New Providence)

YEAR	SP	K	E	TA	KPS	PCT	AST	APS	SA-SE	RE	DIGS	DPS	BS-BA	BPS
1996	116	374	150	1067	3.22	.210	27	0.23	41-121	30	258	2.22	5-66	0.61

Helen Bundy • Middle Blocker • 5-10 • Manhattan, Kan. (High)

YEAR	SP	K	E	TA	KPS	PCT	AST	APS	SA-SE	RE	DIGS	DPS	BS-BA	BPS
1983	67	53	34	182	0.79	.104	57	0.85	21-n/a	n/a	89	1.33	8-25	0.49
1984	104	186	92	516	1.79	.182	23	0.22	40-46	43	86	0.83	44-62	1.02
1985	102	157	64	377	1.54	.244	15	0.15	26-44	33	161	1.58	33-105	1.35
1986	73	78	51	244	1.07	.111	7	0.10	18-n/a	n/a	115	1.58	19-72	1.25
Total	346	474	241	1319	1.37	.177	102	0.30	105-90*	76*	451	1.30	104-264	1.06

Dawn Cady • Outside Hitter • 5-10 • Marshall, Minn. (High)

YEAR	SP	K	E	TA	KPS	PCT	AST	APS	SA-SE	RE	DIGS	DPS	BS-BA	BPS
1996	69	38	28	110	0.55	.091	6	0.09	16-12	8	78	1.13	2-10	0.17
1997	117	468	224	1187	4.00	.206	31	0.27	29-55	46	370	3.16	3-60	0.54
1998	109	483	247	1248	4.43	.189	17	0.16	18-50	34	376	3.45	8-48	0.51
1999	109	622	243	1671	5.71	.227	19	0.17	25-30	8	434	3.98	8-50	0.53
Total	404	1611	742	4216	3.99	.206	73	0.18	88-147	96	1258	3.11	21-168	0.47

Shawnee Call • Outside Hitter • 5-11 • Ellsworth, Kan. (High)

YEAR	SP	K	E	TA	KPS	PCT	AST	APS	SA-SE	RE	DIGS	DPS	BS-BA	BPS
1985	113	221	66	545	1.96	.284	65	0.58	36-45	15	203	1.80	19-51	0.62
1986	113	427	154	1068	3.78	.256	15	0.13	28-n/a	n/a	362	3.20	24-38	0.55
1987	88	379	128	936	4.31	.268	14	0.16	9-n/a	n/a	336	3.82	17-51	0.77
1988	80	310	95	823	3.88	.261	20	0.25	18-17	37	273	3.41	11-46	0.71
Total	394	1337	443	3372	3.39	.265	114	0.29	91-62*	52*	1174	2.98	71-186	0.65

Amy Carlson • Setter • 5-2 • Wamego, Kan. (High)

YEAR	SP	K	E	TA	KPS	PCT	AST	APS	SA-SE	RE	DIGS	DPS	BS-BA	BPS
1990	37	0	1	5	0.00	<-.200	>54	1.46	1-n/a	n/a	36	0.97	1-3	0.11

Brynn Carlson • Outside Hitter • 6-4 • Woodbury, Minn. (Cretin-Derham)

YEAR	SP	K	E	TA	KPS	PCT	AST	APS	SA-SE	RE	DIGS	DPS	BS-BA	BPS
2017	103	159	61	524	1.54	.187	1	0.01	5-7	1	46	0.45	2-47	0.48
Total	103	159	61	524	1.54	.187	1	0.01	5-7	1	46	0.45	2-47	0.48

Kelley Carlson • Middle Blocker • 5-10 • Manhattan, Kan. (High)

YEAR	SP	K	E	TA	KPS	PCT	AST	APS	SA-SE	RE	DIGS	DPS	BS-BA	BPS
1984	106	72	32	229	0.68	.175	11	0.10	10-10	39	103	0.97	22-35	0.54
1985	61	24	20	102	0.39	.039	6	0.10	5-2	12	72	1.18	4-34	0.62
1986	45	13	8	63	0.29	.079	3	0.07	7-n/a	n/a	95	2.11	16-24	0.89
1987	62	40	32	113	0.65	.071	17	0.27	24-n/a	n/a	129	2.08	12-50	1.00
Total	274	149	92	507	0.54	.112	37	0.14	46-12*	51*	399	1.46	54-143	0.72

Kelsey Chipman • Middle Blocker • 6-2 • Topeka, Kan. (Washburn Rural)

YEAR	SP	K	E	TA	KPS	PCT	AST	APS	SA-SE	RE	DIGS	DPS	BS-BA	BPS
2006	68	115	49	310	1.69	.213	6	0.09	1-0	0	16	0.24	2-76	1.15
2007	119	302	71	673	2.54	.343	26	0.22	31-45	1	88	0.74	13-162	1.47
2008	123	258	42	611	2.10	.354	34	0.28	16-36	0	91	0.74	19-115	1.09
2009	113	301	52	722	2.66	.345	16	0.14	24-32	1	114	1.01	21-110	1.16
Total	423	976	214	2316	2.31	.329	82	0.19	72-113	2	309	0.73	55-463	1.22

JuliAnne Chisholm • Outside Hitter • 5-11 • Hillsboro, Kan. (Hillsboro)

YEAR	SP	K	E	TA	KPS	PCT	AST	APS	SA-SE	RE	DIGS	DPS	BS-BA	BPS
2007	33	50	35	170	1.52	.088	1	0.03	1-2	0	22	0.67	1-6	0.21
2008	54	73	33	220	1.35	.182	1	0.02	2-1	0	25	0.46	0-14	0.26
2009	112	342	152	1164	3.05	.163	7	0.06	0-2	3	81	0.72	8-40	0.43
2010	112	317	169	1141	2.83	.130	19	0.17	10-51	36	233	2.08	5-52	0.51
Total	311	782	389	2695	2.51	.146	28	0.09	13-56	39	361	1.16	14-112	0.41



\\ ALL-TIME CAREER STATS

Charissa Dugan • Defensive Specialist • 5-7 • Wichita, Kan. (Bishop Carroll)

YEAR	SP	K	E	TA	KPS	PCT	AST	APS	SA-SE	RE	DIGS	DPS	BS-BA	BPS
2008	3	0	0	0	0.00	.000	0	0.00	0-1	0	1	0.33	0-0	0.00

Jill Dugan • Outside Hitter • 6-0 • Grand Island, Neb. (High)

YEAR	SP	K	E	TA	KPS	PCT	AST	APS	SA-SE	RE	DIGS	DPS	BS-BA	BPS
1992	100	205	101	521	2.05	.200	17	0.17	24-59	38	198	1.98	31-76	1.07
1993	80	137	78	370	1.71	.160	7	0.09	18-26	19	152	1.90	16-56	0.90
1994	97	201	111	564	2.07	.160	15	0.16	35-41	20	185	1.91	25-108	1.37
1995	115	306	187	844	2.66	.141	24	0.21	31-52	77	324	2.82	14-54	0.59
Total	392	849	477	2299	2.17	.162	63	0.16	108-178	154	859	2.19	86-294	0.97

Cindy Durham • Outside Hitter • 6-1 • Independence, Mo. (Truman)

YEAR	SP	K	E	TA	KPS	PCT	AST	APS	SA-SE	RE	DIGS	DPS	BS-BA	BPS
1986	106	300	108	886	2.83	.279	4	0.04	35-n/a	n/a	158	1.49	8-35	0.41

Michelle Durrett

YEAR	SP	K	E	TA	KPS	PCT	AST	APS	SA-SE	RE	DIGS	DPS	BS-BA	BPS
1982	n/a	4	0	7	n/a	.571	n/a	n/a	0-0	8	5	n/a	0-1	n/a

Devan Fairfield • Defensive Specialist • 5-7 • Grain Valley, Mo. (Grain Valley)

YEAR	SP	K	E	TA	KPS	PCT	AST	APS	SA-SE	RE	DIGS	DPS	BS-BA	BPS
2015	107	1	0	1	0.01	1.000	13	0.12	1-1	7	168	1.57	0-0	0.00
2016	118	1	0	1	0.01	1.000	16	0.14	3-2	14	187	1.58	0-0	0.00
2017	112	0	0	0	0.00	.000	10	0.09	0-0	11	169	1.51	0-0	0.00
Total	337	2	0	2	0.01	1.000	39	0.12	4-3	32	524	1.55	0-0	0.00

Megan Farr • Middle Blocker • 5-10 • Manhattan, Kan. (Manhattan)

YEAR	SP	K	E	TA	KPS	PCT	AST	APS	SA-SE	RE	DIGS	DPS	BS-BA	BPS
2005	25	35	16	79	1.40	.241	5	0.20	0-0	0	3	0.12	3-13	0.64
2006	77	189	48	438	2.45	.322	14	0.18	0-0	0	13	0.17	1-90	1.18
2007	119	286	58	585	2.40	.390	21	0.18	0-0	1	23	0.19	14-151	1.39
2008	123	212	45	491	1.72	.340	43	0.35	0-0	0	21	0.17	11-140	1.23
Total	344	722	167	1593	2.10	.348	83	0.24	0-0	1	60	0.17	29-394	1.23

Mariela Fasce • Setter • 5-5 • Boca Raton, Fla. (Olympic Heights)

YEAR	SP	K	E	TA	KPS	PCT	AST	APS	SA-SE	RE	DIGS	DPS	BS-BA	BPS
1995	62	2	1	6	0.03	.167	40	0.65	12-13	2	63	1.02	0-1	0.01

Abby Fay • Setter/Defensive Specialist • 5-8 • Kansas City, Mo. (Park Hill South)

YEAR	SP	K	E	TA	KPS	PCT	AST	APS	SA-SE	RE	DIGS	DPS	BS-BA	BPS
2008	57	8	4	33	0.14	.121	390	6.84	7-6	0	88	1.54	0-19	0.33
2009	113	1	0	5	0.01	.200	17	0.15	13-7	23	191	1.69	0-0	0.00
TOTAL	170	9	4	38	0.05	.132	407	2.39	20-13	23	279	1.64	0-19	0.11

Sami Flattum • Opposite • 6-3 • Lakeville, Minn. (Lakeville North)

YEAR	SP	K	E	TA	KPS	PCT	AST	APS	SA-SE	RE	DIGS	DPS	BS-BA	BPS
2015	20	17	6	51	0.85	.216	0	0.0	0-4	1	4	0.20	0-2	0.10

Macy Flowers • Middle Blocker • 6-3 • Chanute, Kan. (Chanute)

YEAR	SP	K	E	TA	KPS	PCT	AST	APS	SA-SE	RE	DIGS	DPS	BS-BA	BPS
2015	53	93	42	266	1.75	.192	10	0.19	0-1	0	11	0.21	4-60	1.21
2016	83	105	36	265	1.27	.260	12	0.14	11-32	1	46	0.55	6-79	1.02
2017	73	119	50	314	1.63	.220	2	0.03	7-20	0	33	0.45	4-85	1.22
Total	209	317	128	845	1.52	.224	24	0.11	18-53	1	90	0.43	14-224	1.14

Michaela Franklin • Outside Hitter • 5-10 • Lincoln, Neb. (Lincoln HS)

YEAR	SP	K	E	TA	KPS	PCT	AST	APS	SA-SE	RE	DIGS	DPS	BS-BA	BPS
2002	43	72	42	210	1.67	.143	1	0.02	5-19	0	23	0.53	0-20	0.47
2003	82	96	54	247	1.17	.170	5	0.06	5-14	0	60	0.73	1-27	0.34
2004	62	70	36	196	1.13	.173	2	0.03	0-5	2	30	0.48	0-34	0.55
Total	187	238	132	653	0.60	.158	8	0.05	10-38	2	113	0.66	1-81	0.38

Ginta Gabruseva • Outside Hitter • 6-2 • Riga, Latvia (Riga 45)

YEAR	SP	K	E	TA	KPS	PCT	AST	APS	SA-SE	RE	DIGS	DPS	BS-BA	BPS
2006	80	157	75	429	1.96	.191	3	0.04	6-17	2	35	0.44	1-57	0.73

Dallas Gardner • Defensive Specialist • 5-9 • Lenexa, Kan. (NW Missouri St.)

YEAR	SP	K	E	TA	KPS	PCT	AST	APS	SA-SE	RE	DIGS	DPS	BS-BA	BPS
2013	33	0	0	0	0.00	.000	1	0.03	4-2	1	13	0.39	0-0	0.00
2014	32	0	0	0	0.00	.000	3	0.09	0-5	2	28	0.88	0-0	0.00
Total	65	0	0	0	0.00	.000	4	0.06	4-7	3	41	0.63	0-0	0.00

Wendy Garrett • Setter • 6-0 • Memphis, Tenn. (Briarcrest Christian/So. Illinois)

YEAR	SP	K	E	TA	KPS	PCT	AST	APS	SA-SE	RE	DIGS	DPS	BS-BA	BPS
1991	102	66	36	222	0.65	.135	996	9.76	22-53	3	141	1.38	2-32	0.33
1992	31	22	14	75	0.71	.107	12	0.39	3-14	5	38	1.23	3-1	0.13
1993	53	23	21	89	0.43	.022	189	3.57	8-17	6	50	0.94	0-16	0.30
Total	186	111	71	386	0.60	.103	1197	6.44	33-84	14	229	1.23	5-49	0.29

GiGi Ghattas • Middle Blocker • 6-1 • Woodland Hills, Calif. (Chatsworth)

YEAR	SP	K	E	TA	KPS	PCT	AST	APS	SA-SE	RE	DIGS	DPS	BS-BA	BPS
1993	35	24	18	84	0.69	.071	11	0.31	8-9	10	48	1.37	0-10	0.29
1994	14	7	4	18	0.50	.167	2	0.14	1-1	0	7	0.50	0-5	0.36
Total	49	31	22	102	0.63	.088	13	0.27	9-10	10	55	1.12	0-15	0.31

Marla Gilpin • Middle Blocker/Outside Hitter • 6-0 • Sawyer, Kan. (Skyline)

YEAR	SP	K	E	TA	KPS	PCT	AST	APS	SA-SE	RE	DIGS	DPS	BS-BA	BPS
1987	4	2	2	6	0.50	.000	1	0.25	0-n/a	n/a	2	0.50	0-1	0.25

Lauren Goehring • Middle Blocker • 6-0 • Fort Worth, Texas (Fossil Ridge)

YEAR	SP	K	E	TA	KPS	PCT	AST	APS	SA-SE	RE	DIGS	DPS	BS-BA	BPS
2000	86	220	55	466	2.56	.354	22	0.26	21-26	0	56	0.65	11-69	0.93
2001	105	223	80	560	2.12	.255	37	0.35	37-31	21	256	2.44	9-100	1.04
2002	102	366	81	770	3.59	.370	32	0.31	25-29	7	133	1.30	23-82	1.03
2003	126	403	78	795	3.20	.409	47	0.37	23-31	2	160	1.27	6-129	1.07
Total	419	1212	294	2591	2.89	.354	138	0.33	106-117	30	605	1.44	49-380	1.02

Leesa Gross • Outside Hitter • 5-9 • Decatur, Ind. (Bellmont)

YEAR	SP	K	E	TA	KPS	PCT	AST	APS	SA-SE	RE	DIGS	DPS	BS-BA	BPS
1983	80	67	39	229	0.84	.122	55	0.69	19-n/a	n/a	174	2.18	5-28	0.41
1984	120	178	69	508	1.48	.215	64	0.53	52-54	46	238	1.98	15-41	0.47
Total	200	245	108	737	1.23	.186	119	0.60	71-54*	46*	412	2.06	20-69	0.45

Izabela Grot • Outside Hitter • 6-1 • Krakow, Poland (I. Liceum og.)

YEAR	SP	K	E	TA	KPS	PCT	AST	APS	SA-SE	RE	DIGS	DPS	BS-BA	BPS
2009	39	33	34	158	0.85	-.006	0	0.00	0-1	0	13	0.33	2-8	0.26

Gabby Guerre • Setter • 6-1 • Houston, Texas (Mayde Creek HS)

YEAR	SP	K	E	TA	KPS	PCT	AST	APS	SA-SE	RE	DIGS	DPS	BS-BA	BPS
2001	81	94	29	222	1.16	.293	962	11.88	15-14	3	230	2.84	1-50	0.63
2002	102	178	45	415	1.75	.320	1199	11.75	21-21	1	244	2.39	12-63	0.74
2003	126	221	61	478	1.75	.335	1517	12.04	51-50	0	294	2.33	9-101	0.87
2004	111	184	57	438	1.66	.290	1265	11.40	28-19	1	245	2.21	5-87	0.83
Total	420	677	192	1553	1.60	.321	4943	11.90	115-104	5	1013	2.50	27-301	0.76

Zsafia Gyimes • Middle Blocker • 6-1 • Budapest, Hungary

YEAR	SP	K	E	TA	KPS	PCT	AST	APS	SA-SE	RE	DIGS	DPS	BS-BA	BPS
2015	46	59	25	131	1.28	.260	10	0.22	6-12	1	26	0.57	1-40	0.89
2016	44	39	12	104	0.89	.260	10	0.23	6-11	0	11	0.25	2-29	0.70
2017	45	30	20	106	0.67	.094	3	0.07	7-13	0	21	0.47	1-20	0.47
Total	135	128	57	341	0.95	.208	23	0.17	19-36	1	58	0.43	4-89	0.69

Heather Haff • Middle Blocker • 6-1 • Pittsburgh, Pa. (North Allegheny)

YEAR	SP	K	E	TA	KPS	PCT	AST	APS	SA-SE	RE	DIGS	DPS</
------	----	---	---	----	-----	-----	-----	-----	-------	----	------	-------



114



\\ ALL-TIME CAREER STATS

Gina Madonia • Defensive Specialist • Glen Ellyn, Ill. (St. Francis)

YEAR	SP	K	E	TA	KPS	PCT	AST	APS	SA-SE	RE	DIGS	DPS	BS-BA	BPS
2011	78	0	0	1	0.00	.000	6	0.08	3-4	2	77	0.99	0-0	0.00
2012	63	0	1	1	0.00	-1.000	8	0.13	3-6	1	87	1.38	0-0	0.00
2013	101	1	1	3	0.01	.000	17	0.17	10-8	4	175	1.73	0-0	0.00
2014	116	1	2	4	0.01	-.250	31	0.27	15-9	12	205	1.77	0-0	0.00
Total	358	2	4	9	0.01	-.222	62	0.17	31-27	19	544	1.52	0-0	0.00

Michelle Majerus • Outside Hitter • 5-8 • Junction City, Kan. (St. Xavier)

YEAR	SP	K	E	TA	KPS	PCT	AST	APS	SA-SE	RE	DIGS	DPS	BS-BA	BPS
1985	11	0	0	0	0.00	---	0	0.00	0-3	4	5	0.46	0-0	0.00
1986	3	0	0	0	0.00	---	0	0.00	0-n/a	n/a	1	0.33	0-0	0.00
Total	14	0	0	0	0.00	---	0	0.00	0-3*	4*	6	0.43	0-0	0.00

Bonny Mallory • Outside Hitter • 5-8 • Leawood, Kan. (Shawnee Mission East)

YEAR	SP	K	E	TA	KPS	PCT	AST	APS	SA-SE	RE	DIGS	DPS	BS-BA	BPS
1984	101	2	0	2	0.02	1.000	10	0.10	11-8	16	55	0.55	0-0	0.00

Kristin Martin • Outside Hitter/Setter • 6-0 • Rockford, Ill. (East)

YEAR	SP	K	E	TA	KPS	PCT	AST	APS	SA-SE	RE	DIGS	DPS	BS-BA	BPS
1986	99	68	41	214	0.69	.126	446	4.51	23-n/a	n/a	153	1.55	2-14	0.16
1987	93	44	15	120	0.47	-.242	624	6.71	41-n/a	n/a	170	1.83	4-16	0.22
1988	66	71	32	223	1.08	.175	471	7.14	11-29	0	107	1.62	12-47	0.89
1989	108	188	82	528	1.74	.201	566	5.24	43-n/a	n/a	227	2.10	8-49	0.53
Total	366	371	170	1085	1.01	.185	2107	5.76	118-29*	0*	657	1.80	26-126	0.42

Lisa Martin • Middle Blocker • 6-0 • Hutchinson, Kan. (Hutchinson)

YEAR	SP	K	E	TA	KPS	PCT	AST	APS	SA-SE	RE	DIGS	DPS	BS-BA	BPS
2001	18	16	9	37	0.89	.189	1	0.06	0-3	0	10	0.56	0-9	0.50
2002	102	249	74	537	2.42	.326	47	0.46	2-2	0	38	0.37	15-100	1.12
2003	118	301	105	652	2.55	.301	38	0.32	0-0	1	27	0.23	8-136	1.22
2004	112	290	73	641	2.59	.339	27	0.24	4-11	0	43	0.38	7-150	1.40
Total	350	856	261	1867	2.45	.319	113	0.36	6-16	1	118	0.32	30-395	1.21

Lauren Mathewson • Libero/Defensive Specialist • 5-6 • Kansas City, Mo. (Park Hill South)

YEAR	SP	K	E	TA	KPS	PCT	AST	APS	SA-SE	RE	DIGS	DPS	BS-BA	BPS
2007	119	0	0	0	0.00	.000	43	0.36	13-24	36	196	1.65	0-0	0.00
2008	123	1	0	1	0.01	1.000	66	0.54	27-43	52	505	4.11	0-0	0.00
2009	109	1	0	3	0.01	.333	73	0.67	25-33	43	514	4.72	0-0	0.00
2010	113	2	2	5	0.02	.000	79	0.70	15-33	39	540	4.78	0-0	0.00
Total	464	4	2	9	0.01	.222	261	0.56	80-133	170	1755	3.78	0-0	0.00

Tristan McCarty • Defensive Specialist/Libero • 5-7 • Manhattan, Kan. (Manhattan)

YEAR	SP	K	E	TA	KPS	PCT	AST	APS	SA-SE	RE	DIGS	DPS	BS-BA	BPS
2010	112	0	1	1	0.00	-1.000	10	0.09	13-13	23	178	1.59	0-0	0.00
2011	121	0	0	0	0.00	.000	28	0.23	24-22	23	229	1.89	0-0	0.00
2012	103	0	0	3	0.00	.000	22	0.21	19-28	14	238	2.31	0-0	0.00
2013	102	3	1	4	0.03	.500	45	0.44	25-18	25	326	3.20	0-0	0.00
Total	438	3	2	8	0.01	.125	105	0.24	81-81	85	971	2.22	0-0	0.00

Kathi McDuffett

YEAR	SP	K	E	TA	KPS	PCT	AST	APS	SA-SE	RE	DIGS	DPS	BS-BA	BPS
1983	30	0	0	1	0.00	.000	1	0.03	1-n/a	n/a	21	0.70	0-0	0.00

Angie McKee • Middle Blocker • 6-0 • Goodland, Kan. (High)

YEAR	SP	K	E	TA	KPS	PCT	AST	APS	SA-SE	RE	DIGS	DPS	BS-BA	BPS
1989	21	10	13	39	0.48	-.077	2	0.09	0-n/a	n/a	2	0.10	1-6	0.33
1991	85	215	90	575	2.53	.217	6	0.07	25-27	9	137	1.61	26-38	0.75
1992	41	64	33	178	1.56	.174	4	0.10	6-9	11	66	1.61	3-18	0.51
1993	80	228	62	511	2.85	.325	8	0.10	21-14	16	126	1.58	18-53	0.89
Total	227	517	198	1303	2.28	.245	20	0.08	52-50*	36*	331	1.46	48-115	0.72

Letitia Melvin • Middle Blocker • 6-1 • Alamos, N. M. (High)

YEAR	SP	K	E	TA	KPS	PCT	AST	APS	SA-SE	RE	DIGS	DPS	BS-BA	BPS
1990	22	21	6	46	0.96	.326	0	0.00	5-n/a	n/a	26	1.18	4-7	0.50
1991	28	41	19	118	1.46	.186	6	0.21	6-7	12	53	1.89	7-15	0.79
Total	50	62	25	164	1.24	.226	6	0.12	11-7*	12*	79	1.58	11-22	0.66

Mary Mignano • Setter/Defensive Specialist • 5-4 • Manhattan, Kan. (High)

YEAR	SP	K	E	TA	KPS	PCT	AST	APS	SA-SE	RE	DIGS	DPS	BS-BA	BPS
1985	60	0	1	2	0.00	-.500	16	0.27	0-1	14	47	0.78	0-1	0.02
1986	69	1	0	2	0.01	.500	111	1.61	5-n/a	n/a	74	1.07	0-1	0.01
1987	57	0	0	0	0.00	---	45	0.79	4-n/a	n/a	60	1.05	2-0	0.04
1988	77	0	1	1	0.00	-1.000	61	0.79	14-12	4	72	0.94	0-0	0.00
Total	263	1	2	5	0.00	-.200	233	0.89	23-13*	18*	253	0.96	2-2	0.02

Debbie Miller • Middle Blocker • 6-3 • Topeka, Kan. (Hayden)

YEAR	SP	K	E	TA	KPS	PCT	AST	APS	SA-SE	RE	DIGS	DPS	BS-BA	BPS
1992	3	5	5	16	1.67	-.063	0	0.00	0-2	0	5	1.67	0-0	0.00
1993	5	6	4	28	1.20	.071	1	0.20	0-2	1	7	1.40	0-1	0.20
1994	87	160	55	397	1.84	.265	13	0.15	2-1	0	23	0.26	8-70	0.90
1995	62	92	33	211	1.48	.280	6	0.10	1-0	1	15	0.24	6-43	0.79
Total	157	263	97	652	1.68	.255	200	0.13	3-5	2	50	0.32	14-114	0.82

Lisa Mimick • Outside Hitter • 5-11 • Spencer, Neb. (Spencer-Naper)

YEAR	SP	K	E	TA	KPS	PCT	AST	APS	SA-SE	RE	DIGS	DPS	BS-BA	BPS
1998	107	5	8	29	0.05	-.103	9	0.08	5-17	16	183	1.71	0-0	0.00
1999	101	45	31	143	0.45	.098	17	0.17	12-17	26	231	2.29	0-28	0.28
2000	82	201	92	499	2.45	.218	17	0.21	18-24	19	342	4.17	6-47	0.65
2001	105	299	116	889	2.85	.206	37	0.35	26-46	33	382	3.64	8-85	0.89
Total	395	550	247	1560	1.39	.194	80	0.20	61-104	94	1138	2.88	14-160	0.44

Alison Mott • Defensive Specialist • 5-8 • Manhattan, Kan. (High)

YEAR	SP	K	E	TA	KPS	PCT	AST	APS	SA-SE	RE	DIGS	DPS	BS-BA	BPS
1989	78	2	1	5	0.03	.200	4	0.05	3-n/a	n/a	39	0.50	0-0	0.00
1990	58	2	0	3	0.03	.667	0	0.00	1-n/a	n/a	27	0.47	1-0	0.02
1991	87	1	1	3	0.01	.000	5	0.06	17-30	19	126	1.45	2-0	0.02
Total	223	5	2	11	0.02	.273	9	0.04	21-30*	19*	192	0.86	3-0	0.01

Alex Muff • Middle Blocker • 6-2 • Concordia, Kan. (Concordia)

YEAR	SP	K	E	TA	KPS	PCT	AST	APS	SA-SE	RE	DIGS	DPS	BS-BA	BPS
2009	57	71	32	206	1.25	.189	3	0.05	0-0	1	3	0.05	2-41	0.75
2010	111	197	80	487	1.77	.240	4	0.04	1-1	0	22	0.20	10-135	1.31
2011	110	153	72	409	1.39	.198	13	0.12	0-1	0	28	0.25	8-114	1.11
2012	98	214	75	471	2.18	.295	13	0.13	0-0	0	9	0.09	8-128	1.39
Total	376	635	259	1573	1.69	.239	33	0.09	1-2	1	62	0.16	28-418	1.19

Alison Murphy • Setter • 5-8 • Chanhasen, Minn. (Chaska)

YEAR	SP	K	E	TA	KPS	PCT	AST	APS	SA-SE	RE	DIGS	DPS	BS-BA	BPS
1990	87	22	12	88	0.25	.114	919	10.56	44-n/a	n/a	185	2.13	0-15	0.17

Kara Murray • Outside Hitter • 5-9 • Wheaton, Kan. (High)

YEAR	SP	K	E	TA	KPS	PCT	AST	APS	SA-SE	RE	DIGS	DPS	BS-BA	BPS
1990	1	1	0	2	1.00	.500	0	0.00	0-1	0	0	0.00	0-0	0.00

Vanessa Murray • Outside Hitter • 6-0 • Woodland Hills, Calif. (Pierce College)

YEAR	SP	K	E	TA	KPS	PCT	AST	APS	SA-SE	RE	DIGS	DPS	BS-BA	BPS
2009	76	160	97	447	2.11	.141	2	0.03	1-5	3	39	0.51	3-16	0.25

Soriana Pacheco • Setter • 5-10 • Turmero, Venezuela (Western Nebraska)

YEAR	SP	K	E	TA	KPS	PCT	AST	APS	SA-SE	RE	DIGS	DPS	BS-BA	BPS
2008	103	41	17	116	0.40	.207	953	9.25	30-33	2	164	1.59	0-52	0.50
2009	113	59	17	173	0.52	.243	1161	10.27	20-45	0	235	2.08	0-59	0.52
Total	216	100	34	289	0.46	.228	2114	9.79	50-78	2	399	1.85	0-111	0.51



\\ ALL-TIME CAREER STATS

Allison Ross • Outside Hitter • 5-9 • Fairway, Kan. (Shawnee Mission East)

YEAR	SP	K	E	TA	KPS	PCT	AST	APS	SA-SE	RE	DIGS	DPS	BS-BA	BPS
1983	64	0	1	1	0.00	-1.000	1	0.01	3-n/a	n/a	45	0.70	0-0	0.00
1984	114	106	36	286	0.93	.245	26	0.23	32-31	38	205	1.80	7-8	0.13
Total	178	106	37	287	0.60	.240	27	0.15	35-31*	38*	250	1.40	7-8	0.08

Lauren Rosenthal • Libero/Defensive Specialist • 5-7 • San Antonio, Texas (Reagan)

YEAR	SP	K	E	TA	KPS	PCT	AST	APS	SA-SE	RE	DIGS	DPS	BS-BA	BPS
2004	59	1	2	4	0.02	-.250	7	0.12	2-15	3	57	0.97	0-0	0.00
2005	33	1	0	2	0.03	.500	2	0.06	4-7	4	26	0.79	0-0	0.00
2006	114	1	3	9	0.01	-.222	45	0.39	27-40	38	364	3.19	0-1	0.01
2007	116	2	1	5	0.02	.200	41	0.35	4-2	39	216	1.86	0-0	0.00
Total	322	5	6	20	0.02	-.050	95	0.30	37-64	84	663	2.06	0-1	0.00

Devon Rynning • Setter • 5-10 • Enumclaw, Wash. (High)

YEAR	SP	K	E	TA	KPS	PCT	AST	APS	SA-SE	RE	DIGS	DPS	BS-BA	BPS
1994	82	38	13	98	0.46	.255	778	9.49	30-21	1	144	1.76	4-56	0.73
1995	118	91	32	235	0.77	.251	1388	11.76	52-47	1	221	1.87	12-80	0.78
1996	115	93	25	218	0.81	.312	1498	13.03	47-46	0	254	2.21	8-73	0.70
1997	110	99	29	242	0.90	.289	1468	13.35	37-37	1	296	2.69	4-86	0.82
Total	425	321	99	793	0.76	.280	5132	12.08	166-151	3	915	2.15	28-295	0.76

Elle Sandbothe • Middle Blocker • 6-0 • Lee's Summit, Mo. (Lee's Summit West)

YEAR	SP	K	E	TA	KPS	PCT	AST	APS	SA-SE	RE	DIGS	DPS	BS-BA	BPS
2016	58	96	50	211	1.66	.218	3	0.05	0-3	0	17	0.29	4-59	1.09
2017	93	126	68	325	1.35	.178	3	0.03	2-13	1	29	0.31	5-59	0.69
Total	151	222	118	536	1.47	.194	6	0.04	2-16	1	46	0.30	9-118	0.84

Brooke Sassin • Outside Hitter • 6-0 • San Antonio, Texas (Mississippi State)

YEAR	SP	K	E	TA	KPS	PCT	AST	APS	SA-SE	RE	DIGS	DPS	BS-BA	BPS
2014	112	312	126	920	2.79	.202	2	0.02	11-15	4	81	0.72	2-44	0.41
2015	107	378	145	1157	3.53	.201	36	0.34	16-21	18	324	3.03	3-45	0.45
2016	118	364	133	1004	3.08	.230	35	0.30	22-35	16	267	2.26	4-46	0.42
Total	337	1054	404	3081	3.13	.211	73	0.22	49-71	38	672	1.99	9-135	0.43

Kathy Saxton • Outside Hitter • 5-10 • Mulvane, Kan. (High)

YEAR	SP	K	E	TA	KPS	PCT	AST	APS	SA-SE	RE	DIGS	DPS	BS-BA	BPS
1989	39	47	26	145	1.21	.145	2	0.05	12-n/a	n/a	59	1.51	1-6	0.18
1990	77	171	96	440	2.22	.170	16	0.21	19-n/a	n/a	148	1.92	1-26	0.35
1991	102	300	145	734	2.94	.211	26	0.25	46-45	32	218	2.14	8-38	0.45
1992	104	505	207	1232	4.86	.242	43	0.41	43-48	29	222	2.14	8-57	0.63
Total	322	1023	474	2551	3.18	.215	87	0.27	120-93*	61*	647	2.01	18-127	0.45

Marueen Schick • Defensive Specialist • 5-7 • Green Bay, Wis. (Notre Dame Academy)

YEAR	SP	K	E	TA	KPS	PCT	AST	APS	SA-SE	RE	DIGS	DPS	BS-BA	BPS
2016	15	0	0	0	0.00	.000	0	0.00	0-1	1	11	0.73	0-0	0.00
2017	13	0	0	0	0.00	.000	3	0.23	1-0	1	17	1.31	0-0	0.00
Total	28	0	0	0	0.00	.000	3	.011	1-1	2	28	1.00	0-0	0.00

Alyssa Schultejans • Outside Hitter • 6-3 • Silver Lake, Kan. (Silver Lake)

YEAR	SP	K	E	TA	KPS	PCT	AST	APS	SA-SE	RE	DIGS	DPS	BS-BA	BPS
2015	104	262	115	829	2.52	.177	5	0.05	25-42	4	99	0.95	2-37	0.38
2016	47	110	51	336	2.34	.176	2	0.04	12-15	2	24	0.51	0-11	0.23
2017	88	203	112	636	2.31	.143	3	0.03	4-12	2	46	0.52	4-26	0.34
Total	239	575	278	1801	2.41	.165	10	0.04	41-69	8	169	0.71	6-74	0.33

Melanie Scott • Middle Blocker • 6-0 • Eldon, Mo. (High)

YEAR	SP	K	E	TA	KPS	PCT	AST	APS	SA-SE	RE	DIGS	DPS	BS-BA	BPS
1989	61	62	47	206	1.02	.073	4	0.07	13-n/a	n/a	86	1.41	6-34	0.66
1990	43	38	33	149	0.88	.034	14	0.33	7-n/a	n/a	73	1.70	3-13	0.37
Total	104	100	80	355	0.96	.056	18	0.17	20-n/a	n/a	159	1.53	9-47	0.54

Alexis Shepherd • Outside Hitter • 5-9 • Leavenworth, Kan. (Immaculata/Barton Co. CC)

YEAR	SP	K	E	TA	KPS	PCT	AST	APS	SA-SE	RE	DIGS	DPS	BS-BA	BPS
1997	99	226	130	641	2.28	.150	47	0.48	27-56	3	250	2.53	2-55	0.58

Bailey Shurbet • Setter • 5-9 • San Antonio, Texas (Ronald Reagan)

YEAR	SP	K	E	TA	KPS	PCT	AST	APS	SA-SE	RE	DIGS	DPS	BS-BA	BPS
2013									REDSHIRT					
2014	2	0	2	2	0.00	-1.000	8	4.00	0-0	0	3	1.50	0-0	0.00
2015	2	1	0	1	0.50	1.000	5	2.50	0-0	0	1	0.50	0-0	0.00
Total	4	1	2	3	0.25	-.333	13	3.25	0-0	0	4	1.00	0-0	0.00

Cathy Sittenauer • Outside Hitter • 6-1 • Nortonville, Kan. (Jefferson County North)

YEAR	SP	K	E	TA	KPS	PCT	AST	APS	SA-SE	RE	DIGS	DPS	BS-BA	BPS
1980-81	No Stats Available													
1982	n/a	269	164	688	n/a	.152	n/a	n/a	42-35	44	9	n/a	9-44	n/a
1983	97	231	97	556	2.38	.241	23	0.24	40-n/a	n/a	171	1.76	40-91	1.35
Total	97*	500*	261*	1244*	2.38*	.192*	23*	0.24*	82-35*	44*	180*	1.76*	49-135*	1.35

Jamie Sleichter • Libero • 5-7 • Carbondale, Kan. (Santa Fe Trail HS)

YEAR	SP	K	E	TA	KPS	PCT	AST	APS	SA-SE	RE	DIGS	DPS	BS-BA	BPS
2001	67	0	1	7	0.00	-.143	5	0.07	4-15	11	120	1.79	0-0	0.00
2002	94	0	3	6	0.00	-.500	10	0.11	18-32	6	129	1.37	0-0	0.00
Total	161	0	4	13	0.00	-.308	15	0.09	22-47	17	249	1.55	0-0	0.00

Brooke Smith • Setter • 5-10 • Weatherford, Texas (Azle/Nebraska)

YEAR	SP	K	E	TA	KPS	PCT	AST	APS	SA-SE	RE	DIGS	DPS	BS-BA	BPS
2017	101	2	9	17	0.02	-.412	476	4.71	27-59	0	173	1.71	0-2	0.02
Total	101	2	9	17	0.02	-.412	476	4.71	27-59	0	173	1.71	0-2	0.02

Stacey Spiegelberg • Setter • 6-0 • Overland Park, Kan. (Blue Valley Northwest)

YEAR	SP	K	E	TA	KPS	PCT	AST	APS	SA-SE	RE	DIGS	DPS	BS-BA	BPS
2004	25	3	3	12	0.12	.000	53	2.12	4-6	0	12	0.48	0-3	0.12
2005	119	134	55	316	1.13	.250	1482	12.45	40-48	1	218	1.83	1-98	0.83
2006	114	107	34	266	0.94	.274	1415	12.41	45-44	1	249	2.18	5-102	0.94
2007	119	123	31	271	1.03	.339	1590	13.36	40-37	1	200	1.68	2-86	0.74
Total	377	367	123	865	0.97	.282	4540	12.04	129-135	3	679	1.80	8-289	0.79

Katie Stanzel • Outside Hitter/Defensive Specialist • 6-1 • Omaha, Neb. (Marian High)

YEAR	SP	K	E	TA	KPS	PCT	AST	APS	SA-SE	RE	DIGS	DPS	BS-BA	BPS
2002	69	85	59	333	1.23	.078	9	0.13	6-11	0	43	0.62	4-54	0.84
2003	68	67	28	220	0.99	.177	2	0.03	12-16	2	57	0.84	1-41	0.62

2004	102	18	12	79	0.18	.076	23	0.23	10-29	12	153	1.50	1-4	0.05
2005	68	4	2	19	0.06	.105	5	0.07	0-0	12	57	0.84	0-2	0.03
Total	307	174	101	651	0.57	.112	39	0.13	28-56	26	310	1.01	6-101	0.35

Maria Stork • Middle Blocker • 6-0 • Kansas City, Mo. (North/Benedictine)

YEAR	SP	K	E	TA	KPS	PCT	AST	APS	SA-SE	RE	DIGS	DPS	BS-BA	BPS
1995	4	0	0	0	0.00	----	0	0	0-0	0	5	1.25	0-1	0.25

Tami Tibbetts • Outside Hitter • 6-1 • Council Grove, Kan. (High)

YEAR	SP	K	E	TA	KPS	PCT	AST	APS	SA-SE	RE	DIGS	DPS	BS-BA	BPS
1986	91	84	52	300	0.92	.107	16	0.18	0-n/a	n/a	22	0.24	4-51	0.60
1987	80	73	34	216	0.91	.181	10	0.13	0-n/a	n/a	17	0.21	4-19	0.29
1988	72	85	42	290	1.18	.148	16	0.22	5-16	0	35	0.49	12-30	0.58
1989	93	148	69	374	1.59	.211	15	0.16	1-n/a	n/a	44	0.47	7-52	0.63
Total	336	390	197	1180	1.16	.164	57	0.17	6-16*	0*	118	0.35	27-152	0.53



\\ ALL-TIME CAREER STATS

Kathryn Wylie • Outside Hitter • 5-8 • Littleton, Colo. (Arapahoe)

YEAR	SP	K	E	TA	KPS	PCT	AST	APS	SA-SE	RE	DIGS	DPS	BS-BA	BPS
1991	42	13	6	38	0.31	.184	2	0.05	5-5	4	23	0.55	0-1	0.02
1992	51	9	4	25	0.18	.200	1	0.02	1-3	14	24	0.47	0-3	0.06
1993	31	7	6	31	0.23	.032	4	0.13	1-5	6	25	0.81	0-0	0.00
1994	97	175	95	531	1.80	.151	21	0.22	39-41	85	257	2.65	8-28	0.37
Total	221	204	111	625	0.92	.149	28	0.13	46-54	109	329	1.49	8-32	0.18

Yolanda Young • Outside Hitter • 5-10 • Omaha, Neb. (Burke)

YEAR	SP	K	E	TA	KPS	PCT	AST	APS	SA-SE	RE	DIGS	DPS	BS-BA	BPS
1993	109	315	174	979	2.89	.144	12	0.11	20-84	45	231	2.12	7-18	0.23
1994	97	381	180	920	3.93	.219	12	0.12	25-80	45	168	1.73	8-36	0.45
1995	107	343	146	826	3.21	.238	36	0.34	33-70	10	213	1.99	8-67	0.70
1996	117	358	144	779	3.06	.275	42	0.36	34-52	1	210	1.80	7-86	0.80
Total	430	1397	644	3504	3.25	.215	102	0.24	112-286	101	822	1.91	30-207	0.55

Sheridan Zarda • Defensive Specialist • 5-7 • Shawnee, Kan. (Nebraska)

YEAR	SP	K	E	TA	KPS	PCT	AST	APS	SA-SE	RE	DIGS	DPS	BS-BA	BPS
2014	113	0	0	2	0.00	.000	41	0.36	11-20	24	216	1.91	0-0	0.00

Heather Zoerner • Middle Blocker • 5-10 • Houston, Texas (Clear Lake)

YEAR	SP	K	E	TA	KPS	PCT	AST	APS	SA-SE	RE	DIGS	DPS	BS-BA	BPS
1992	103	150	92	441	1.46	.132	11	0.11	26-42	39	160	1.55	27-42	0.67
1993	89	98	75	372	1.10	.062	19	0.21	11-24	29	137	1.54	4-43	0.53
Total	192	248	167	813	1.29	.100	30	0.16	37-66	68	297	1.55	31-85	0.60

Kim Zschau • Outside Hitter • 6-2 • Dunedin, Fla. (Clearwater Central Catholic)

YEAR	SP	K	E	TA	KPS	PCT	AST	APS	SA-SE	RE	DIGS	DPS	BS-BA	BPS
1995	110	298	174	899	2.71	.138	17	0.16	24-38	49	294	2.67	9-45	0.49
1996	121	399	169	1072	3.30	.215	31	0.26	33-41	68	386	3.19	0-40	0.33
1997	117	476	168	1308	4.07	.235	43	0.37	24-18	47	383	3.27	5-53	0.50
1998	109	473	166	1353	4.34	.227	16	0.15	17-17	46	455	4.17	4-63	0.94
Total	457	1646	677	4632	3.60	.209	107	0.23	98-114	210	1518	3.32	18-201	0.48

Kylee Zumach • Outside Hitter • 6-4 • Buffalo, Minn. (Buffalo)

YEAR	SP	K	E	TA	KPS	PCT	AST	APS	SA-SE	RE	DIGS	DPS	BS-BA	BPS
2014	116	412	130	1095	3.55	.258	9	0.08	3-8	5	81	0.70	8-52	0.52
2015	7	14	7	43	2.00	.163	0	0.00	2-2	2	11	1.57	1-0	0.14
2016	102	282	125	847	2.76	.185	7	0.07	15-24	4	96	0.94	15-33	0.47
2017	116	350	121	1024	3.02	.224	7	0.06	30-39	15	181	1.56	8-40	0.41
Total	341	1058	383	3009	3.10	.224	23	0.07	50-73	32	369	1.08	32-125	0.46



YEARLY STATS

1985

21-11 Overall • 5-5 Big Eight (3rd)
Home: 9-3 • Away: 5-6 • Neutral: 7-2
Head Coach: Scott Nelson

PLAYER	GP	K	E	TA	KPS	PCT	AST	APS	SA-SE	RE	DIGS	DPS	BS-BA	BPS
Lee	110	451	132	1076	4.10	.296	20	0.18	40-33	37	352	3.20	7-25	0.29
Kinsey	113	407	156	978	3.60	.257	16	0.14	54-62	39	337	2.98	16-41	0.50
Call	113	221	66	545	1.96	.284	65	0.58	36-45	15	203	1.80	19-51	0.62
Bundy	102	157	64	377	1.54	.244	15	0.15	26-44	33	161	1.58	33-105	1.35
Whitney	114	100	18	203	0.88	.404	1156	10.14	37-29	2	285	2.50	18-86	0.91
Jacquart	85	80	32	220	0.94	.218	7	0.08	28-38	14	88	1.04	16-55	0.84
Herrold	79	56	36	185	0.71	.185	7	0.71	5-14	22	96	1.22	5-8	0.16
Carlson	61	24	20	102	0.39	.039	6	0.10	5-2	12	72	1.18	4-34	0.62
Kastens	37	22	-	58	0.60	.328	10	0.27	2-8	2	11	0.30	3-14	0.46
Mignano	60	0	1	2	0.00	-.500	16	0.27	0-1	14	47	0.78	0-1	0.02
Majerus	11	0	0	0	0.00	-	0	0.00	0-3	4	5	0.45	0-0	0.00
K-STATE	114	1518	529	3746	13.32	.246	1318	11.56	233-279	194	1657	14.55	121-420	2.90
OPP														

1986

12-17 Overall • 2-8 Big Eight (6th)
Home: 7-5 • Away: 2-8 • Neutral: 3-4
Head Coach: Scott Nelson

PLAYER	GP	K	E	TA	KPS	PCT	AST	APS	SA-SE	RE	DIGS	DPS	BS-BA	BPS
Call	113	427	154	1068	3.78	.256	15	0.13	28-n/a	-	362	3.20	24-38	0.55
Durham	106	300	108	886	2.83	.279	4	0.04	35-n/a	-	158	1.49	8-35	0.41
Kastens	104	137	85	443	1.32	.117	35	0.34	3-n/a	-	99	0.95	7-63	0.67
Jacquart	115	96	37	253	0.84	.233	9	0.60	49-n/a	-	161	1.40	17-100	1.02
Tibbetts	91	84	52	300	0.92	.107	16	0.18	0-n/a	-	22	0.24	4-51	0.60
Bundy	73	78	51	244	1.07	.111	7	0.10	18-n/a	-	115	1.58	19-72	1.25
Martin	99	68	41	214	0.69	.126	446	4.51	23-n/a	-	153	1.55	2-14	0.16
Harshbarger	48	68	56	248	1.42	.048	1	0.02	10-n/a	-	69	1.44	7-8	0.31
Kinsey	8	19	9	50	2.38	.200	0	0.00	3-n/a	-	15	1.88	1-1	0.25
Carlson	45	13	8	63	0.29	.079	3	0.07	7-n/a	-	95	2.11	16-24	0.89
Kinderknecht	51	5	2	15	0.10	.200	0	0.00	1-n/a	-	31	0.61	0-0	0.00
Kull	108	3	3	13	0.03	.000	551	5.10	20-n/a	-	201	1.86	0-5	0.05
Dodson	7	2	1	10	0.29	.100	0	0.00	0-n/a	-	7	1.00	1-0	0.14
Mignano	69	1	0	2	0.01	.500	111	1.61	5-n/a	-	74	1.07	0-1	0.01
Majerus	3	0	0	0	0.00	-	0	0.00	0-n/a	-	1	0.33	0-0	0.00
K-STATE	115	1301	607	3809	11.31	.182	1198	10.42	202-n/a	-	1578	13.72	106-412	2.71
OPP	115	1454	668	3895	12.64	.202	1324	11.51	238-n/a	-	1724	14.99	72-298	1.92

1987

17-11 Overall • 5-7 Big Eight (5th)
Home: 6-4 • Away: 6-4 • Neutral: 5-3
Head Coach: Scott Nelson • Assistant Coach: Michael Denardo

PLAYER	GP	K	E	TA	KPS	PCT	AST	APS	SA-SE	RE	DIGS	DPS	BS-BA	BPS
Call	88	379	128	936	4.31	.268	14	0.16	9-n/a	-	336	3.82	17-51	0.77
Kinsey	76	216	106	609	2.84	.181	8	0.11	38-n/a	-	241	3.17	5-19	0.32
Harshbarger	65	176	76	434	2.71	.230	2	0.03	28-n/a	-	133	2.05	9-12	0.32
Kastens	98	164	76	498	1.67	.177	28	0.29	14-n/a	-	99	1.01	8-58	0.67
Jacquart	100	112	29	251	1.12	.331	7	0.07	82-n/a	-	185	1.85	33-84	1.17
Tibbetts	80	73	34	216	0.91	.181	10	0.13	0-n/a	-	17	0.21	4-19	0.29
Martin	93	44	15	120	0.47	.242	624	6.71	41-n/a	-	170	1.83	4-16	0.22
Carlson	62	40	32	113	0.65	.071	17	0.27	24-n/a	-	129	2.08	12-50	1.00
Dodson	41	28	12	71	0.68	.225	4	0.10	13-n/a	-	60	1.46	7-29	0.88
Kinderknecht	31	13	5	41	0.42	.195	2	0.07	3-n/a	-	22	0.71	1-1	0.06
Gilpin	4	2	2	6	0.50	.000	1	0.25	0-n/a	-	2	0.50	0-1	0.25
Kull	89	1	1	12	0.01	.000	380	4.27	31-n/a	-	108	1.21	3-1	0.05
Mignano	57	0	0	0	0.00	-	45	0.79	4-n/a	-	60	1.05	2-0	0.04
K-STATE	103	1248	516	3307	12.12	.221	1145	11.12	287-n/a	-	1562	15.17	105-341	2.68
OPP	103	1077	484	3085	10.46	.192	999	9.70	181-n/a	-	1488	14.45	70-320	2.23

1988

15-13 Overall • 4-8 Big Eight (5th)
Home: 7-3 • Away: 7-8 • Neutral: 1-2
Head Coach: Scott Nelson • Assistant Coach: Michael Denardo

PLAYER	GP	K	E	TA	KPS	PCT	AST	APS	SA-SE	RE	DIGS	DPS	BS-BA	BPS
Call	80	310	95	823	3.88	.261	20	0.25	18-17	37	273	3.41	11-46	0.71
Kinsey	84	238	79	619	2.83	.257	25	0.30	34-36	28	214	2.55	5-43	0.57
Harshbarger	85	235	99	633	2.77	.215	3	0.04	44-69	39	176	2.07	11-22	0.39
Kastens	100	181	76	439	1.81	.239	14	0.14	38-46	7	167	1.67	37-110	1.47
Tibbetts	72	85	42	290	1.18	.148	16	0.22	5-16	0	35	0.49	12-30	0.58
Dodson	80	83	37	225	1.04	.204	7	0.09	25-34	2	116	1.45	21-68	1.11
Hughes	77	72	36	191	0.94	.188	4	0.05	12-15	20	92	1.20	1-1	0.03
Martin	66	71	32	223	1.08	.175	471	7.14	11-29	0	107	1.62	12-47	0.89
Berkley	35	20	13	51	0.57	.137	4	0.11	6-18	0	22	0.63	2-15	0.49
Kull	64	13	7	50	0.20	.120	517	8.08	15-23	0	170	2.66	1-13	0.22
Mignano	77	0	1	1	0.00	-1.000	61	0.79	14-12	4	72	0.94	0-0	0.00
Saxton	0	0	0	0	0.00	-	0	0.00	0-0	0	0	0.00	0-0	0.00
K-STATE	101	1308	517	3545	12.95	.223	1122	11.31	222-315	141	1555	15.40	113-395	3.07
OPP	101	1377	624	3608	13.63	.209	1246	12.14	141-318	222	1550	15.35	63-289	2.05

1989

11-19 Overall • 2-10 Big Eight (6th)
Home: 6-8 • Away: 4-8 • Neutral: 1-3
Head Coach: Scott Nelson • Assistant Coach: Michael Denardo

PLAYER	GP	K	E	TA	KPS	PCT	AST	APS	SA-SE	RE	DIGS	DPS	BS-BA	BPS
Hughes	94	261	116	722	2.78	.201	8	0.09	28-n/a	-	333	3.54	4-11	0.16
Harshbarger	76	254	98	599	3.34	.260	5	0.07	25-n/a	-	236	3.11	7-32	0.51
Berkley	97	227	78	504	2.34	.296	3	0.03	21-n/a	-	139	1.43	28-71	1.02
Martin	108	188	82	528	1.74	.201	566	5.24	43-n/a	-	227	2.10	8-49	0.73
Tibbetts	93	148	69	374	1.59	.211	15	0.16	1-n/a	-	44	0.47	7-52	0.63
Dodson	63	113	50	295	1.79	.214	16	0.25	20-n/a	-	123	1.95	13-44	0.91
James	72	107	77	330	1.49	.091	6	0.08	19-n/a	-	157	2.18	0-5	0.07
Scott	61	62	47	206	1.02	.073	4	0.07	13-n/a	-	86	1.41	6-34	0.66
Saxton	39	47	26	145	1.21	.145	2	0.05	12-n/a	-	59	1.51	1-6	0.18
Roberts	33	47	28	135	1.42	.141	8	0.24	5-n/a	-	56	1.70	6-12	0.55
Kull	105	24	17	100	0.23	.070	694	6.61	23-n/a	-	251	2.39	3-14	0.16
McKee	21	10	13	39	0.48	-.077	2	0.10	0-n/a	-	2	0.10	1-6	0.33
Mott	78	2	1	5	0.03	.200	4	0.05	3-n/a	-	39	0.50	0-0	0.00
K-STATE	109	1490	702	3982	13.67	.198	1333	12.23	213-n/a	-	1752	16.07	84-265	1.99
OPP	109	1513	586	3837	13.88	.242	1351	12.39	196-n/a	-	1682	15.43	65-339	2.15

1990

11-15 Overall • 3-9 Big Eight (6th)
Home: 5-5 • Away: 5-8 • Neutral: 1-2
Head Coach: Scott Nelson • Assistant Coach: Greg Lambert

PLAYER	GP	K	E	TA	KPS	PCT	AST	APS	SA-SE	RE	DIGS	DPS	BS-BA	BPS
James	88	262	136	708	2.98	.178	6	0.07	31-n/a	-	233	2.65	3-16	0.22
B. Berkley	91	247	105	575	2.71	.247	10	0.11	22-n/a	-	193	2.12	28-21	0.54
Roberts	86	213	63	485	2.48	.309	4	0.05	27-n/a	-	174	2.02	15-50	0.76
Hughes	85	202	107	621	2.39	.153	15	0.18	15-n/a	-	275	3.24	0-7	0.08
Saxton	77	171	96	440	2.22	.170	16	0.21	19-n/a	-	148	1.92	1-26	0.35
Scott	43	38	33	149	0.88	.034	14	0.33	7-n/a	-	73	1.70	3-13	0.37
M. Berkley	22	23	12	6	1.05	.180	1	0.05	4-n/a	-	37	1.68	0-2	0.09
Murphy	87	22	12	88	0.25	.114	919	10.56	44-n/a	-	185	2.13	0-15	0.17
Melvin	22	21	6	46	0.96	.326	0	0.00	5-n/a	-	26	1.18	4-7	0.50
Mott	58	2	0	3	0.03	.667	0	0.00	1-n/a	-	27	0.47	1-0	0.02
Carlson	37	0	1	5	0.00	-.200	54	1.46	1-n/a	-	36	0.97	1-3	0.11
K-STATE	93	1201	571	3181	12.91	.198	1039	11.17	176-n/a	-	1407	15.13	56-160	1.46
OPP	93	1115	499	2988	11.99	.206	981	10.55	175-n/a	-	1376	14.80	79-275	2.33

1991

10-19 Overall • 1-11 Big Eight (T-6th)
Home: 5-8 • Away: 3-9 • Neutral: 2-2
Head Coach: Patti Hagemeyer • Assistant Coach: Sue Medley



\\ YEARLY STATS

1995

21-12 overall • 5-7 Big Eight (5th)
Home: 10-3 • Away: 3-7 • Neutral: 8-3

NIVC Tournament Second Round

Head Coach: Jim Moore • Assistant Coaches: Stacy Metro, Jeff Reavis & Julie Krofcheck-Strong

PLAYER	GP	K	E	TA	KPS	PCT	AST	APS	SA-SE	RE	DIGS	DPS	BS-BA	BPS
DeClerk	118	387	106	798	3.28	.352	15	0.13	40-32	24	292	2.47	15-120	1.14
Young	107	343	146	826	3.21	.238	36	0.34	33-70	10	213	1.99	8-67	0.70
Dugan	115	306	187	844	2.66	.141	24	0.21	31-52	77	324	2.82	14-54	0.59
Zschau	110	298	174	899	2.71	.138	17	0.15	24-38	49	294	2.67	9-45	0.49
Wieck	111	189	66	426	1.70	.289	9	0.08	1-3	0	37	0.33	15-105	1.08
Miller	62	92	33	211	1.48	.280	6	0.10	1-0	1	15	0.24	6-43	0.79
Ryning	118	91	32	235	0.77	.251	1388	11.76	52-47	1	221	1.87	12-80	0.78
Luther	40	35	23	164	0.88	.073	4	0.10	2-3	18	68	1.70	3-11	0.35
Kaloujskikh	25	15	9	44	0.60	.136	2	0.08	5-4	1	33	1.32	0-2	0.08
Phillips	105	7	9	35	0.07	-.057	11	0.10	27-35	10	207	1.97	0-0	0.00
Fasce	62	2	1	6	0.03	.167	40	0.65	12-13	2	63	1.02	0-1	0.02
Stork	4	0	0	0	0.00	-	0	0.00	0-0	0	5	1.25	0-1	0.25
K-STATE	122	1765	786	4488	14.47	.218	1552	12.72	228-297	198	1772	14.52	82-529	2.84
OPP	122	1605	829	4518	13.16	.172	1407	11.53	197-293	222	1681	13.78	83-381	2.24

1996

26-9 overall • 13-7 Big 12 (T-4th)
Home: 12-3 • Away: 8-5 • Neutral: 6-1

NCAA Tournament Second Round

Head Coach: Jim Moore • Assistant Coaches: Stacy Metro, Molly Mooney & Chris Dunley

PLAYER	GP	K	E	TA	KPS	PCT	AST	APS	SA-SE	RE	DIGS	DPS	BS-BA	BPS
Zschau	121	399	169	1072	3.30	.215	31	0.26	33-41	68	386	3.19	0-40	0.33
Brown	116	374	150	1067	3.22	.210	27	0.23	41-121	30	258	2.22	5-66	0.61
Young	117	358	144	779	3.06	.275	42	0.36	34-52	1	210	1.79	7-86	0.79
DeClerk	119	353	91	718	2.97	.365	32	0.27	24-28	12	295	2.48	17-123	1.18
Wieck	120	271	90	638	2.26	.284	29	0.24	28-37	14	199	1.66	23-141	1.37
Ryning	115	93	25	218	0.81	.312	1498	13.03	47-46	0	254	2.21	8-73	0.70
Cady	69	38	28	110	0.55	.091	6	0.09	16-12	8	78	1.13	2-10	0.17
Whitfield	18	27	17	59	1.50	.169	2	0.11	1-12	12	13	0.72	1-4	0.28
L. Luther	28	6	0	11	0.21	.545	79	2.82	7-1	1	22	0.79	1-4	0.18
Lindell	15	4	6	14	0.27	-.143	0	0.00	0-0	0	1	0.07	1-9	0.67
Phillips	33	1	3	9	0.03	-.222	2	0.06	7-4	6	24	0.73	0-0	0.00
K. Luther	16	0	0	0	0.00	-	1	0.06	0-0	0	12	0.75	0-0	0.00
K-STATE	123	1924	723	4695	15.64	.256	1749	14.22	238-356	161	1752	14.24	65-556	2.79
OPP	123	1641	886	4646	13.34	.163	1470	11.95	163-322	236	1671	13.59	54-431	2.19

1997

20-13 Overall • 11-9 Big 12 (6th)
Home: 10-4 • Away: 6-7 • Neutral: 4-2

NCAA Tournament First Round

Head Coach: Jim McLaughlin • Assistant Coaches: Jeff Grove & Suzie Wiemers

PLAYER	GP	K	E	TA	KPS	PCT	AST	APS	SA-SE	RE	DIGS	DPS	BS-BA	BPS
Zschau	117	476	168	1308	4.07	.235	43	0.37	24-18	47	383	3.27	5-53	0.50
Cady	117	468	224	1187	4.00	.206	31	0.26	29-55	46	370	3.16	3-60	0.54
Branting	116	294	134	699	2.53	.229	25	0.22	23-63	1	206	1.78	7-116	1.06
Wieck	103	290	101	694	2.82	.272	24	0.23	20-42	14	296	2.87	11-142	1.49
Shepherd	99	226	130	641	2.28	.150	47	0.47	27-56	3	250	2.53	2-55	0.58
Ryning	110	99	29	242	0.90	.289	1468	13.35	37-37	1	296	2.69	4-86	0.82
Haff	14	18	13	49	1.29	.102	1	0.07	1-0	0	15	1.07	2-14	1.14
Lindell	29	16	9	48	0.55	.146	6	0.21	4-6	0	20	0.69	2-34	1.24
L. Luther	65	12	2	40	0.18	.250	82	1.26	6-3	3	50	0.77	0-9	0.14
Phillips	86	3	4	14	0.03	-.071	5	0.06	4-12	5	79	0.92	0-0	0.00
Thomas	31	1	0	5	0.03	.200	0	0.00	0-1	1	21	0.68	0-0	0.00
K-STATE	117	1903	814	4927	16.26	.221	1732	14.80	175-293	135	1986	16.97	36-569	2.74
OPP	117	1809	848	4951	15.46	.194	1580	13.50	135-308	177	1854	15.85	70-499	2.73

1998

19-12 overall • 12-8 Big 12 (5th)
Home: 10-3 • Away: 5-8 • Neutral: 4-1

NCAA Tournament Second Round

Head Coach: Jim McLaughlin • Assistant Coaches: Jeff Grove & Suzie Wiemers

PLAYER	GP	K	E	TA	KPS	PCT	AST	APS	SA-SE	RE	DIGS	DPS	BS-BA	BPS
Cady	109	483	247	1248	4.43	.189	17	0.16	18-50	34	376	3.45	8-48	0.51
Zschau	109	473	166	1353	4.34	.227	16	0.15	17-17	46	455	4.17	4-63	0.61
Wegner	106	370	168	854	3.49	.237	22	0.21	27-76	9	226	2.13	2-79	0.76
Wieck	109	306	86	690	2.81	.319	43	0.39	34-44	9	252	2.31	13-133	1.34
Branting	109	297	107	648	2.72	.293	27	0.25	21-39	0	76	0.70	16-97	1.04
Bronnenberg	109	41	43	158	0.38	-.013	1694	15.54	12-47	2	267	2.45	0-38	0.35
Christen	42	17	4	38	0.40	.342	1	0.02	2-3	0	15	0.36	1-10	0.26
Mimick	107	5	8	29	0.05	-.103	9	0.08	5-17	16	183	1.71	0-0	0.00
Lindell	15	1	0	2	0.07	.500	0	0.00	0-0	0	0	0.00	0-3	0.20
Thomas	24	0	0	0	0.00	-	1	0.04	1-0	1	15	0.63	0-0	0.00
K-STATE	109	1993	829	5020	18.28	.232	1830	16.79	137-293	128	1865	17.11	44-471	2.56
OPP	109	1750	807	4821	16.06	.196	1619	14.85	127-301	137	1723	15.81	97-596	3.62

1999

21-9 overall • 14-6 Big 12 (4th)
Home: 8-3 • Away: 8-6 • Neutral: 5-0

NCAA Tournament Second Round

Head Coach: Jim McLaughlin • Assistant Coaches: Jeff Grove & Suzie Wiemers

PLAYER	GP	K	E	TA	KPS	PCT	AST	APS	SA-SE	RE	DIGS	DPS	BS-BA	BPS
Cady	109	622	243	1671	5.71	.227	19	0.17	25-30	8	434	3.98	8-50	0.53
Wegner	109	526	315	1487	4.83	.142	18	0.17	32-60	1	350	3.21	4-60	0.59
Branting	109	264	88	557	2.42	.316	28	0.26	26-28	0	87	0.80	15-96	1.02
Christen	102	179	49	453	1.75	.287	23	0.23	0-1	0	30	0.20	11-110	1.19
Bronnenberg	109	81	27	186	0.74	.290	1508	15.83	26-31	3	274	2.51	0-54	0.50
Thomas	108	73	40	235	0.68	.140	10	0.09	17-30	27	219	2.03	7-37	0.41
Mimick	101	45	31	143	0.45	.098	17	0.17	12-17	26	231	2.29	0-28	0.28
Alters	10	11	3	22	1.10	.364	3	0.30	0-0	0	1	0.10	0-10	1.00
Downey	109	6	1	24	0.06	.208	27	0.25	17-21	36	251	2.30	0-0	0.00
Haff	5	5	0	6	1.00	.833	0	0.00	0-0	0	1	0.20	0-1	0.20
Pollard	18	4	1	9	0.22	.333	1	0.06	0-0	0	3	1.00	0-0	0.00
Lindell	9	1	0	3	0.11	.333	3	0.33	0-0	0	0	0.00	0-3	0.33
K-STATE	109	1817	798	4796	16.67	.212	1657	15.20	155-218	118	1896	17.39	45-449	2.47
OPP	109	1614	818	4661	14.81	.171	1424	13.06	119-224	155	1741	15.97	91-501	3.13

2000

22-9 overall • 14-6 Big 12 (T-2nd)
Home: 12-1 • Away: 6-8 • Neutral: 4-0

NCAA Tournament Regional Semifinals

Head Coach: Jim McLaughlin • Assistant Coaches: Suzie Fritz & Jason Watson

PLAYER	GP	K	E	TA	KPS	PCT	AST	APS	SA-SE	RE	DIGS	DPS	BS-BA	BPS
Wegner	113	571	286	1340	5.05	.213	13	0.12	31-81	2	277	2.45	6-61	0.59
Jensen, C.	94	376	167	964	4.00	.217	8	0.09	15-27	23	24	2.61	4-24	0.30
Branting	111	329	98	660	2.96	.350	34	0.31	34-46	11	145	1.31	11-99	0.99
Goehring	86	220	55	466	2.56	.354	22	0.26	21-26	0	56	0.65	11-69	0.93
Pollard	94	202	88	607	2.15	.188	15	0.16	18-35	23	280	2.98	5-19	0.26
Mimick	82	201	92	499	2.45	.218	17	0.21	18-24	19	342	4.17	6-47	0.65
Bronnenberg	113	61	28	162	0.54	.204	1696	15.01	24-26	0	270	2.39	3-46	0.43
Christen	34	55	12	135	1.62	.319	15	0.44	0-0	0	6	0.18	4-21	0.74
Thomas	110	9	3	30	0.08	.200	7	0.06	13-11	27	192	1.75	0-0	0.00
Jensen, K.	32	0	1	1	0.00	-1.000	1	0.03	0-2	4	17	0.53	0-0	0.00
K-STATE	113	2024	830	4864	17.91	.245	1828	16.18	174-278	119	1830	16.19	50-386	2.15
OPP	113	1658	752	4620	14.67	.196	1479	13.09	119-242	174	1617	14.31	110-511	3.23

2001

20-8 overall • 15-5 Big 12 (3rd)
Home: 13-2 • Away: 6-5 • Neutral: 1-1

NCAA Tournament Second Round

Head Coach: Suzie Fritz • Assistant Coaches: Jason Watson & Justin Ingram

PLAYER	GP	K	E	TA	KPS	PCT	AST	APS	SA-SE	RE	DIGS	DPS	BS-BA	BPS
Wegner	98	440	192	1210	4.49	.205	17	0.17	26-53	2	268	2.73	6-40	0.47
Mimick	105	299	116	889	2.85	.206	37	0.35	26-46	33	382	3.64	8-85	0.89
Pollard	105	293	110	881	2.79	.208	13	0.12	26-32	14	342	3.26	6-37	0.41
Goehring	105	223	80	560	2.12	.255	37	0.35	37-31	21	256	2.44	9-100	1.04
Christen	104	201	36	483	1.93	.342	32	0.31	2-5	1	30	0.29	15-110	1.20
Guerre	81	94	29	222	1.16	.293	962	11.88	15-14	3	230	2.84	1-50	0.63
Jensen, C.	38	94	41	255	2.47	.208	6	0.16	11-18	4	58	1.53	3-11	0.37
Downey	42	18	9	45	0.43	.200	339	8.07	3-13	6	107	2.55	0-14	0.33
Martin	18	16	9	37	0.89	.189	1	0.06	0-3	0	10	0.56	0-9	0.50
Jensen, K.	78	2	1	5	0.03	.200	5	0.06	18-16	9	124	1.59	0-0	0.00
Sleighter	67	0	1	7	0.00	-.143	5	0.07	4-15	11	120	1.79	0-0	0.00
K-STATE	106	1680	624	4534	15.85	.230	1454	13.72	168-246	114	1927	18.18	48-456	2.60
O-PATT	106	1675	751	4699	14.85	.177	1383	13.05	114-198	168	1954	18.43	72-414	2.63



YEARLY STATS

2005

21-11 overall • 11-9 Big 12 (4th)
Home: 10-5 • Away: 7-6 • Neutral: 4-0

NCAA Tournament Second Round

Head Coach: Suzie Fritz • Assistant Coaches: Jeff Grove & Justin Ingram

PLAYER	GP	K	E	TA	KPS	PCT	AST	APS	SA-SE	RE	DIGS	DPS	BS-BA	BPS
Rezendé	119	440	153	1014	3.70	.283	8	0.07	7-14	14	105	0.88	3-109	0.94
Werner	112	387	165	1074	3.46	.207	4	0.04	10-15	2	106	0.95	9-65	0.66
Hamlin	116	272	79	600	2.34	.322	15	0.13	0-0	0	31	0.27	10-158	1.45
Lilom	102	250	129	765	2.45	.158	16	0.16	22-64	21	230	2.25	6-33	0.38
Kroeker	109	212	76	546	1.94	.249	13	0.12	8-16	3	60	0.55	11-123	1.23
Spiegelberg	119	134	55	316	1.13	.250	1482	12.45	40-48	1	218	1.83	1-98	0.83
Jantsch	76	57	29	201	0.75	.139	5	0.07	19-26	12	112	1.47	1-13	0.18
Farr	25	35	16	79	1.40	.241	5	0.20	0-0	0	3	0.12	3-13	0.64
Perkins	118	22	18	92	0.19	.043	35	0.30	23-53	18	196	1.66	0-7	0.06
Stanzel	68	4	2	19	0.06	.105	5	0.07	0-0	12	57	0.84	0-2	0.03
Rosenthal	33	1	0	2	0.03	.500	2	0.06	4-7	4	26	0.79	0-0	0.00
Townsend	7	0	0	0	0.00	.000	1	0.14	0-1	1	5	0.71	0-0	0.00
Lastra	119	0	0	1	0.00	.000	53	0.45	26-41	22	490	4.12	0-0	0.00
K-STATE	119	1814	722	4709	15.24	.232	1644	13.82	159-285	120	1639	13.77	44-621	2.98
OPP	119	1779	786	4539	14.95	.219	1665	13.99	120-257	159	1846	15.51	73-514	2.77

2006

12-18 overall • 4-16 Big 12 (10th)
Home: 7-7 • Away: 3-9 • Neutral: 2-2

Head Coach: Suzie Fritz • Assistant Coaches: Jeff Grove & Justin Ingram

PLAYER	GP	K	E	TA	KPS	PCT	AST	APS	SA-SE	RE	DIGS	DPS	BS-BA	BPS
Werner	112	376	186	1132	3.36	.168	9	0.08	21-29	5	147	1.31	4-62	0.59
Kroeker	110	299	62	777	2.72	.305	13	0.12	10-17	1	50	0.45	15-135	1.36
Farr	77	189	48	438	2.45	.322	14	0.18	0-0	0	13	0.17	1-90	1.18
Lastra	114	187	106	508	1.64	.159	51	0.45	25-44	34	474	4.16	0-17	0.15
Jantsch	114	182	93	576	1.60	.155	32	0.28	51-48	23	263	2.31	1-37	0.33
Gabruseva	80	157	75	429	1.96	.191	3	0.04	6-17	2	35	0.44	1-57	0.73
Johnson	43	119	39	266	2.77	.301	5	0.12	0-0	0	7	0.16	2-55	1.33
Chipman	68	115	49	310	1.69	.213	6	0.09	1-0	0	16	0.24	2-76	1.15
Spiegelberg	114	107	34	266	0.94	.274	1415	12.41	45-44	1	249	2.18	5-102	0.94
Rosenthal	114	1	3	9	0.01	-.222	45	0.39	27-40	38	364	3.19	0-1	0.01
Townsend	97	1	0	2	0.01	.500	10	0.10	19-22	6	156	1.61	0-0	0.00
K-STATE	114	1733	695	4713	15.20	.220	1603	14.06	205-261	127	1776	15.56	31-632	3.04
OPP	114	1767	768	4641	15.50	.215	1678	14.72	127-220	205	1953	17.13	72-484	2.75

2007

23-9 overall • 14-6 Big 12 (3rd)
Home: 12-4 • Away: 8-4 • Neutral: 3-1

NCAA Tournament Second Round

Head Coach: Suzie Fritz • Assistant Coaches: Jeff Grove & Justin Ingram

PLAYER	GP	K	E	TA	KPS	PCT	AST	APS	SA-SE	RE	DIGS	DPS	BS-BA	BPS
Korobkova	115	498	231	1142	4.33	.234	18	0.16	37-85	4	194	1.69	3-138	1.23
Lilom	119	438	168	1063	3.68	.254	9	0.08	31-46	0	110	0.92	2-48	0.42
Chipman	119	302	71	673	2.54	.343	26	0.22	31-45	1	88	0.74	13-162	1.47
Farr	119	286	58	585	2.40	.390	21	0.18	0-0	1	23	0.19	14-151	1.39
Jantsch	113	234	100	703	2.07	.191	7	0.06	32-32	2	109	0.96	1-52	0.47
Spiegelberg	119	123	31	271	1.03	.339	1590	13.36	40-37	1	200	1.68	2-86	0.74
Chisholm	33	50	35	170	1.52	.088	1	0.03	1-2	0	22	0.67	1-6	0.21
Rosenthal	116	2	1	5	0.02	.200	41	0.35	4-2	39	216	1.86	0-0	0.00
Mathewson	119	0	0	0	0.00	.000	43	0.36	13-24	36	196	1.65	0-0	0.00
Lastra	119	0	0	0	0.00	.000	65	0.55	33-40	25	575	4.83	0-0	0.00
Townsend	57	0	0	3	0.00	.000	4	0.07	3-9	2	29	0.51	0-0	0.00
K-STATE	119	1933	695	4615	16.24	.268	1825	15.34	225-322	120	1762	14.81	36-643	3.00
OPP	119	1595	741	4384	13.40	.195	1510	12.69	120-257	225	1704	14.32	52-537	2.69

2008

24-8 overall • 14-6 Big 12 (3rd)
Home: 12-4 • Away: 8-4 • Neutral: 3-1

NCAA Tournament First Round

Head Coach: Suzie Fritz • Assistant Coaches: Jeff Grove & Justin Ingram

PLAYER	GP	K	E	TA	KPS	PCT	AST	APS	SA-SE	RE	DIGS	DPS	BS-BA	BPS
Lilom	122	500	220	1352	4.10	.207	30	0.25	19-48	25	258	2.11	11-50	0.50
Korobkova	121	389	147	942	3.21	.257	7	0.06	8-28	4	91	0.75	5-110	0.95
Chipman	123	258	42	611	2.10	.354	34	0.28	16-36	0	91	0.74	19-115	1.09
Farr	123	212	45	491	1.72	.340	43	0.35	0-0	0	21	0.17	11-140	1.23
Jantsch	120	176	70	531	1.47	.200	25	0.21	36-48	24	271	2.26	8-26	0.28
Chisholm	54	73	33	220	1.35	.182	1	0.02	2-1	0	25	0.46	0-14	0.26
Pacheco	103	41	17	116	0.40	.207	953	9.25	30-33	2	164	1.59	0-52	0.50
Allison	20	11	2	19	0.55	.474	2	0.10	1-0	0	2	0.10	0-6	0.30
Fay	57	8	4	33	0.14	.121	390	6.84	7-6	0	88	1.54	0-19	0.33
Townsend	113	2	0	3	0.02	.667	13	0.12	12-22	1	147	1.30	0	0.00
Mathewson	123	1	0	1	0.01	1.000	66	0.54	27-43	52	505	4.11	0	0.00
Dugan	3	0	0	0	0.00	.000	0	0.00	0-1	0	1	0.33	0-0	0.00
K-STATE	123	1671	580	4319	13.59	.253	1564	12.72	158-266	116	1664	13.53	54-532	2.60
OPP	123	1505	675	4126	12.24	.201	1429	11.62	116-213	158	1820	14.80	39-371	1.83

2009

12-18 overall • 6-14 Big 12 (9th)
Home: 7-8 • Away: 3-8 • Neutral: 2-2

Head Coach: Suzie Fritz • Assistant Coaches: Jeff Grove & Jeff Hulsmeier

PLAYER	GP	K	E	TA	KPS	PCT	AST	APS	SA-SE	RE	DIGS	DPS	BS-BA	BPS
Chisholm	112	342	152	1164	3.05	.163	7	0.06	0-2	3	81	0.72	8-40	0.43
Chipman	113	301	52	722	2.66	.345	16	0.14	24-32	1	114	1.01	21-110	1.16
Ludwig	112	264	148	783	2.36	.148	14	0.12	31-40	5	244	2.18	1-71	0.64
Murray	76	160	97	447	2.11	.141	2	0.03	1-5	3	39	0.51	3-16	0.25
Donahue	113	127	77	390	1.12	.128	28	0.25	13-55	31	270	2.39	2-10	0.11
Muff	57	71	32	206	1.25	.189	3	0.05	0-0	1	3	0.05	2-41	0.75
Pacheco	113	59	17	173	0.52	.243	1161	10.27	20-45	0	235	2.08	0-59	0.52
Horton	37	40	10	96	1.08	.312	1	0.03	0-0	1	9	0.24	1-17	0.49
Allison	43	34	19	116	0.79	.129	8	0.19	0-1	0	7	0.16	0-26	0.60
Grot	39	33	34	158	0.85	-.006	0	0.00	0-1	0	13	0.33	2-8	0.26
Fay	113	1	0	5	0.01	.200	17	0.15	13-7	23	191	1.69	0-0	0.00
Mathewson	109	1	0	3	0.01	.333	73	0.67	25-33	43	514	4.72	0-0	0.00
Kelican	13	0	0	0	0.00	.000	15	1.15	0-1	0	4	0.31	0-0	0.00
K-STATE	113	1433	638	4263	12.68	.186	1346	11.91	127-222	131	1724	15.26	40-398	2.12
OPP	113	1493	586	4033	13.21	.225	1427	12.63	131-208	127	1900	16.81	33-401	2.07

2010

12-19 overall • 6-14 Big 12 (9th)
Home: 8-7 • Away: 3-9 • Neutral: 1-3

Head Coach: Suzie Fritz • Assistant Coaches: Jeff Grove & Jeff Hulsmeier

PLAYER	GP	K	KPS	E	TA	PCT	AST	APS	SA-SE	RE	DIGS	DPS	BS-BA	BPS
Pelger	113	328	2.90	134	763	.254	16	0.14	33-46	3	134	1.19	11-89	0.88
Chisholm	112	317	2.83	169	1141	.130	19	0.17	10-51	36	233	2.08	5-52	0.51
Muff	111	197	1.77	80	487	.240	4	0.04	1-1	0	22	0.20	10-135	1.31
Ludwig	113	186	1.65	78	582	.186	11	0.10	22-34	3	205	1.81	4-92	0.85
Kaufman	88	155	1.76	114	599	.068	1	0.01	0-0	0	44	0.50	5-45	0.57
Porubek	47	94	2.00	55	355	.110	2	0.04	6-9	1	43	0.91	0-16	0.34
Donahue	110	42	0.38	24	160	.112	1046	9.51	25-29	0	256	2.33	1-30	0.28
Turner	16	16	1.00	8	40	.200	1	0.06	0-2	0	2	0.12	0-5	0.31
Cook	16	14	0.88	10	70	.057	0	0.00	1-2	0	4	0.25	0-4	0.25
Kelican	11	2	0.18	2	6	.000	44	4.00	1-4	0	11	1.00	0-1	0.09
Mathewson	113	2	0.02	2	5	.000	79	0.70	15-33	39	540	4.78	0-0	0.00
Traxson	18	1	0.06	7	19	-.316	0	0.00	0-0	0	5	0.28	1-4	0.28
McCarty	112	0	0.00	1	1	-1.000	10	0.09	13-13	23	178	1.59	0-0	0.00
Dobrosz	35	0	0.00	0	1	.000	0	0.00	1-3	2	12	0.34	0-0	0.00
K-STATE	113	1354	11.98	684	629	.158	1235	10.93	128-227	128	1689	14.95	37-473	2.42
OPP	113	1452	12.85	639	4027	.200	1382	12.23	128-229	128	1902	16.83	41-436	2.29



\\ YEARLY STATS

2014

22-9 overall • 9-7 Big 12 (5th)
Home: 9-4 • Away: 8-3 • Neutral: 5-2
NCAA Tournament First Round

Head Coach: Suzie Fritz • Assistant Coaches: Jeff Grove & Jeff Hulsmeier

PLAYER	GP	K	KPS	E	TA	PCT	AST	APS	SA-SE	RE	DIGS	DPS	BS-BA	BPS
Zumach	116	412	3.55	130	1095	.258	9	0.08	3-8	5	81	0.70	8-52	0.52
Sassin	112	312	2.79	126	920	.202	2	0.02	11-15	4	81	0.72	2-44	0.41
Reininger	112	269	2.40	99	596	.285	12	0.11	8-22	1	38	0.34	11-119	1.16
Keating	116	247	2.13	98	636	.234	25	0.22	28-42	19	266	2.29	3-89	0.79
Jones	105	174	1.66	71	421	.245	15	0.14	15-27	0	51	0.49	12-134	1.39
Brand	116	112	0.97	29	259	.320	1274	10.98	15-19	0	314	2.71	8-96	0.90
Vogel	25	22	0.88	13	76	.118	0	0.00	0-1	0	13	0.52	0-12	0.48
Johnson	26	19	0.73	14	61	.082	3	0.12	0-0	0	9	0.35	4-24	1.08
Madonia	116	1	0.01	2	4	-.250	31	0.27	15-9	12	205	1.77	0-0	0.00
Shurbet	2	0	0.00	2	2	-.000	8	4.00	0-0	0	3	1.50	0-0	0.00
Batchelder	11	0	0.00	0	0	-.000	1	0.09	0-0	0	3	0.27	0-0	0.00
Langhaim	1	0	0.00	0	2	.000	0	0.00	0-0	0	0	0.00	0-0	0.00
Gardner	32	0	0.00	0	0	.000	3	0.09	0-5	2	28	0.88	0-0	0.00
Zarda	113	0	0.00	0	2	.000	41	0.36	11-20	24	216	1.91	0-0	0.00
Kober	111	0	0.00	1	1	-.000	45	0.41	20-19	27	413	3.72	0-0	0.00
K-STATE	116	1568	13.52	585	4075	.241	1469	12.66	126-187	112	1721	14.84	48-570	2.87
OPP	116	1485	12.80	672	4172	.195	1402	12.09	112-200	126	1632	14.07	51-373	2.05

2015

17-12 overall • 9-7 Big 12 (T-4th)
Home: 9-2 • Away: 4-7 • Neutral: 4-3
NCAA Tournament First Round

Head Coach: Suzie Fritz • Assistant Coaches: Jeff Grove & Trent Sorensen

PLAYER	GP	K	KPS	E	TA	PCT	AST	APS	SA-SE	RE	DIGS	DPS	BS-BA	BPS
Sassin	107	378	3.53	145	1157	.201	36	0.34	16-21	18	324	3.03	3-45	0.45
Reininger	107	271	2.53	90	642	.282	22	0.21	3-5	0	29	0.27	8-98	0.99
Vogel	107	263	2.46	94	747	.226	28	0.26	17-14	7	329	3.07	2-50	0.49
Schultejans	104	262	2.52	115	829	.177	5	0.05	25-42	4	99	0.95	2-37	0.38
Brand	107	133	1.24	26	288	.372	1188	11.10	14-22	0	332	3.10	4-75	0.74
Flowers	53	93	1.75	42	266	.192	10	0.19	0-1	0	11	0.21	4-60	1.21
Gyimes	46	59	1.28	25	131	.260	10	0.22	6-12	1	26	0.57	1-40	0.89
Flattum	20	17	0.85	6	51	.216	0	0.00	0-4	1	4	0.20	0-2	0.10
Holcomb	19	15	0.79	5	35	.286	1	0.05	0-1	0	5	0.26	1-10	0.58
Zumach	7	14	2.00	7	43	.163	0	0.00	2-2	2	11	1.57	1-0	0.14
Kober	107	2	0.02	1	8	.125	66	0.62	12-9	15	500	4.67	0-0	0.00
Fairfield	107	1	0.01	0	1	1.000	13	0.12	1-1	7	168	1.57	0-0	0.00
Shurbet	2	1	0.50	0	1	1.000	5	2.50	0-0	0	1	0.50	0-0	0.00
Batchelder	81	1	0.01	0	1	1.000	8	0.10	14-8	1	40	0.49	0-0	0.00
K-STATE	107	1510	14.11	556	4200	.227	1392	13.01	110-142	64	1879	17.56	26-417	2.19
OPP	107	1462	13.66	569	4205	.212	1372	12.82	64-152	110	1854	17.33	32-365	2.00

2016

21-10 overall • 9-7 Big 12 (T-4th)
Home: 13-4 • Away: 5-5 • Neutral: 3-1
NCAA Tournament Second Round

Head Coach: Suzie Fritz • Assistant Coaches: Jeff Grove & Trent Sorensen

PLAYER	GP	K	KPS	E	TA	PCT	AST	APS	SA-SE	RE	DIGS	DPS	BS-BA	BPS
Sassin	118	364	3.08	133	1004	.230	35	0.30	22-35	16	267	2.26	4-46	0.42
Vogel	118	324	2.75	97	798	.284	47	0.40	28-33	16	318	2.69	2-79	0.69
Zumach	102	282	2.76	125	847	.185	7	0.07	15-24	4	96	0.94	15-33	0.47
Reininger	85	186	2.19	68	410	.288	10	0.12	0-0	0	20	0.24	6-83	1.05
Brand	119	130	1.09	34	303	.317	1341	11.27	21-37	1	325	2.73	6-75	0.68
Schultejans	47	110	2.34	51	336	.176	2	0.04	12-15	2	24	0.51	0-11	0.23
Flowers	83	105	1.27	36	265	.260	12	0.14	11-32	1	46	0.55	6-79	1.02
Sandbothe	58	96	1.66	50	211	.218	3	0.05	0-3	0	17	0.29	4-59	1.09
Gyimes	44	39	0.89	12	104	.260	10	0.23	6-11	0	11	0.25	2-29	0.70
Hooper	5	3	0.60	2	8	.125	0	0.00	0-0	0	1	0.20	0-0	0.00
Fairfield	118	1	0.01	0	1	1.000	16	0.14	3-2	14	187	1.58	0-0	0.00
Kober	113	1	0.01	1	3	.000	73	0.65	18-35	17	428	3.79	0-0	0.00
Batchelder	58	0	0.00	0	0	.000	6	0.10	5-10	0	19	0.33	0-0	0.00
Penning	1	0	0.00	0	0	.000	0	0.00	0-0	0	0	0.00	0-0	0.00
Weber	3	0	0.00	0	0	.000	0	0.00	0-1	1	2	0.67	0-0	0.00
Schick	15	0	0.00	0	0	.000	0	0.00	0-1	1	11	0.73	0-0	0.00
K-STATE	119	1641	13.79	609	4290	.241	1562	13.13	141-241	79	1772	14.89	45-494	2.45
OPP	119	1575	13.24	652	4276	.216	1480	12.44	79-227	141	1754	14.74	47-436	2.23

2017

10-19 overall • 3-15 Big 12 (9th)
Home: 3-9 • Away: 2-9 • Neutral: 5-1
Head Coach: Suzie Fritz • Assistant Coaches: Jeff Grove & Trent Sorensen

PLAYER	GP	K	KPS	E	TA	PCT	AST	APS	SA-SE	RE	DIGS	DPS	BS-BA	BPS
Zumach	116	350	3.02	121	1024	.224	7	0.06	30-39	15	181	1.56	8-40	0.41
Vogel	100	242	2.42	73	653	.259	13	0.13	16-18	19	310	3.10	3-53	0.56
Schultejans	88	203	2.31	112	636	.143	3	0.03	4-12	2	46	0.52	4-26	0.34
Williams	102	191	1.87	50	457	.309	9	0.09	1-3	1	27	0.26	6-82	0.86
Carlson	103	159	1.54	61	524	.187	1	0.01	5-7	1	46	0.45	2-47	0.48
Sandbothe	93	126	1.35	68	325	.178	3	0.03	2-13	1	29	0.31	5-59	0.69
Flowers	73	119	1.63	50	314	.220	2	0.03	7-20	0	33	0.45	4-85	1.22
Gyimes	45	30	0.67	20	106	.094	3	0.07	7-13	0	21	0.47	1-20	0.47
Dixon	116	13	0.11	5	39	.205	740	6.38	18-33	1	240	2.07	0-9	0.08
Hooper	9	7	0.78	0	10	.700	0	0.00	0-0	0	0	0.00	0-5	0.56
Smith	101	2	0.02	9	17	-.412	476	4.71	27-59	0	173	1.71	0-2	0.02
Weber	2	0	0.00	0	0	.000	0	0.00	0-0	0	1	0.50	0-0	0.00
Fairfield	112	0	0.00	0	0	.000	10	0.09	0-0	11	169	1.51	0-0	0.00
Schick	13	0	0.00	0	0	.000	3	0.23	1-0	1	17	1.31	0-0	0.00
Killeen	116	0	0.00	1	1	-.000	75	0.65	19-19	34	412	3.55	0-0	0.00
K-STATE	116	1442	12.43	570	4106	.212	1345	11.59	137-237	102	1705	14.70	33-428	2.13
OPP	116	1565	13.49	615	4151	.229	1466	12.64	102-184	137	1852	15.97	33-398	2.00

BIG EIGHT ERA (SINCE 1984)

Team	W-L	Pct.	W-L	Pct.
Nebraska	10-0	1.000	29-4	.879
Missouri	7-3	.700	15-15	.500
Iowa State	6-4	.600	21-9	.700
Oklahoma	5-5	.500	21-11	.656
Kansas State	2-8	.200	19-14	.576
Kansas	0-10	.000	5-30	.143

Team	W-L	Pct.	W-L	Pct.
Nebraska	10-0	1.000	28-3	.903
Oklahoma	8-2	.800	27-13	.675
Kansas State	5-5	.500	21-11	.656
Missouri	4-6	.400	16-13	.552
Kansas	2-8	.200	17-14	.548
Iowa State	1-9	.100	15-15	.500

Team	W-L	Pct.	W-L	Pct.
Nebraska	10-0	1.000	29-6	.829
Oklahoma	5-4	.556	16-17	.485
Kansas	5-5	.500	26-9	.743
Iowa State	4-6	.400	13-15	.464
Missouri	3-6	.333	8-19	.296
Kansas State	2-8	.200	12-17	.414
Colorado	-	-	6-18	.250

Team	W-L	Pct.	W-L	Pct.
Nebraska	12-0	1.000	30-5	.857
Oklahoma	10-2	.833	26-8	.765
Iowa State	8-4	.667	20-11	.645
Kansas State	5-7	.417	17-11	.607
Colorado	3-9	.250	9-20	.310
Kansas	3-9	.250	13-20	.394
Missouri	1-11	.083	8-22	.267

Team	W-L	Pct.	W-L	Pct.
Nebraska	11-1	.916	28-5	.848
Oklahoma	10-2	.833	23-9	.718
Colorado	8-4	.667	22-13	.629
Iowa State	4-8	.333	12-17	.414
Kansas State	4-8	.333	15-13	.536
Missouri	4-8	.333	14-18	.438
Kansas	1-11	.083	5-24	.172

Team	W-L	Pct.	W-L	Pct.
Nebraska	12-0	1.000	29-4	.879
Colorado	10-2	.833	22-11	.667
Oklahoma	8-4	.667	18-17	.514
Iowa State	6-6	.500	17-17	.500
Kansas	4-8	.333	13-17	.433
Kansas State	2-10	.167	11-19	.367
Missouri	0-12	.000	6-27	.182

Team	W-L	Pct.	W-L	Pct.
Nebraska	12-0	1.000	32-3	.914
Colorado	9-3	.750	20-15	.571
Iowa State	8-4	.667	22-12	.647
Kansas	5-7	.417	15-16	.484
Oklahoma	4-8	.333	12-21	.364
Kansas State	3-9	.250	11-15	.423
Missouri	1-11	.083	9-19	.321

1991				
Team	W-L	Pct.	W-L	Pct.
Nebraska	12-0	1.000	27-5	.844
Colorado	10-2	.833	25-10	.714
Kansas	6-6	.500	25-10	.714
Iowa State	6-6	.500	15-12	.556
Oklahoma	6-6	.500	15-16	.484
Kansas State	1-11	.083	10-19	.345
Missouri	1-11	.083	10-22	.313



\\ YEARLY STATS

2000				
Team	W-L	Pct.	W-L	Pct.
Nebraska	20-0	1.000	34-0	1.000
Missouri	14-6	.700	24-7	.774
Kansas State	14-6	.700	22-9	.710
Texas A&M	14-6	.700	20-9	.690
Texas Tech	12-8	.600	24-9	.727
Colorado	12-8	.600	17-12	.586
Baylor	8-12	.400	16-15	.516
Texas	8-12	.400	10-18	.357
Kansas	6-14	.300	15-14	.517
Oklahoma	2-18	.100	7-21	.250
Iowa State	0-20	.000	2-27	.069

2001				
Team	W-L	Pct.	W-L	Pct.
Nebraska	20-0	1.000	31-2	.939
Texas A&M	16-4	.800	26-6	.812
Kansas State	15-5	.750	20-8	.714
Colorado	13-7	.650	19-11	.633
Missouri	10-10	.500	20-11	.645
Baylor	9-11	.450	18-12	.600
Texas Tech	9-11	.450	18-14	.562
Texas	9-11	.450	17-14	.548
Kansas	6-14	.300	16-15	.516
Oklahoma	2-18	.100	3-30	.091
Iowa State	1-19	.050	4-22	.154

2002				
Team	W-L	Pct.	W-L	Pct.
Nebraska	20-0	1.000	31-2	.939
Kansas State	16-4	.800	21-9	.700
Missouri	14-6	.700	26-8	.765
Texas	13-7	.650	23-9	.719
Texas A&M	12-8	.600	21-10	.677
Kansas	10-10	.500	19-10	.655
Colorado	9-11	.450	15-15	.500
Texas Tech	9-11	.450	14-15	.483
Oklahoma	4-16	.200	6-22	.214
Baylor	2-18	.100	9-22	.290
Iowa State	1-19	.050	10-22	.312

2003				
Team	W-L	Pct.	W-L	Pct.
Kansas State	18-2	.900	30-5	.857
Nebraska	17-3	.850	28-5	.848
Texas A&M	13-7	.650	23-10	.697
Colorado	13-7	.650	21-10	.677
Kansas	13-7	.650	22-11	.667
Missouri	12-8	.600	19-11	.633
Texas	10-10	.500	15-14	.517
Iowa State	4-16	.200	12-19	.387
Baylor	4-16	.200	12-22	.353
Texas Tech	3-17	.150	11-18	.379
Oklahoma	3-17	.150	11-21	.333

2004				
Team	W-L	Pct.	W-L	Pct.
Nebraska	20-0	1.000	30-2	.938
Texas	16-4	.800	26-5	.839
Missouri	14-6	.700	20-9	.690
Texas A&M	14-6	.700	19-9	.679
Kansas State	13-7	.650	20-11	.645
Kansas	9-11	.450	19-12	.613
Colorado	9-11	.450	14-14	.500
Texas Tech	6-14	.300	10-16	.385
Oklahoma	4-16	.200	12-17	.414
Baylor	4-16	.200	12-19	.387
Iowa State	1-19	.050	8-21	.276

2005				
Team	W-L	Pct.	W-L	Pct.
Nebraska	19-1	.950	33-2	.943
Texas	17-3	.850	24-5	.828
Missouri	16-4	.800	25-5	.833
Kansas State	11-9	.550	21-11	.656
Colorado	10-10	.500	15-13	.536
Texas A&M	9-11	.450	16-14	.533
Iowa State	9-11	.450	16-15	.516
Kansas	7-13	.350	15-15	.500
Baylor	6-14	.300	15-17	.469
Texas Tech	4-16	.200	11-20	.355
Oklahoma	2-18	.100	7-22	.241

2006				
Team	W-L	Pct.	W-L	Pct.
Nebraska	19-1	.950	33-1	.971
Oklahoma	17-3	.850	28-6	.824
Texas	16-4	.800	24-7	.774
Iowa State	12-8	.600	21-11	.656
Colorado	12-8	.600	17-12	.586
Missouri	11-9	.550	18-13	.581
Baylor	6-14	.300	18-15	.545
Texas A&M	5-15	.250	12-16	.429
Texas Tech	5-15	.250	12-17	.414
Kansas State	4-16	.200	12-18	.400
Kansas	3-17	.150	10-19	.345

2007				
Team	W-L	Pct.	W-L	Pct.
Nebraska	19-1	.950	30-2	.938
Texas	19-1	.950	27-4	.871
Kansas State	14-6	.700	23-9	.719
Oklahoma	13-7	.650	22-10	.688
Iowa State	11-9	.550	19-14	.576
Texas A&M	10-10	.500	21-10	.677
Missouri	10-10	.500	17-13	.567
Baylor	6-14	.300	14-17	.452
Kansas	6-14	.300	13-17	.433
Texas Tech	1-19	.050	7-22	.241
Colorado	1-19	.050	6-22	.214

2008				
Team	W-L	Pct.	W-L	Pct.
Nebraska	18-2	.900	31-3	.912
Texas	18-2	.900	29-4	.879
Kansas State	14-6	.700	24-8	.750
Iowa State	11-9	.550	22-13	.629
Texas A&M	11-9	.550	16-14	.533
Baylor	9-11	.450	18-13	.581
Oklahoma	8-12	.400	12-16	.429
Colorado	7-13	.350	13-16	.448
Kansas	7-13	.350	13-16	.448
Missouri	7-13	.350	13-17	.433
Texas Tech	0-20	.000	5-26	.161

2009				
Team	W-L	Pct.	W-L	Pct.
Texas	19-1	.950	29-2	.935
Iowa State	17-3	.850	27-5	.844
Nebraska	16-4	.800	26-7	.788
Baylor	11-9	.550	24-10	.706
Texas A&M	11-9	.550	20-11	.645
Oklahoma	11-9	.550	18-12	.600
Missouri	9-11	.450	18-14	.562
Kansas	8-12	.400	16-14	.533
Kansas State	6-14	.300	12-18	.400
Colorado	2-18	.100	7-22	.241
Texas Tech	0-20	.000	2-27	.069

2010				
Team	W-L	Pct.	W-L	Pct.
Nebraska	19-1	.950	29-3	.905
Texas	19-2	.900	27-6	.818
Iowa State	13-7	.650	20-9	.681
Oklahoma	13-7	.650	23-11	.676
Missouri	12-8	.600	22-11	.667
Baylor	9-11	.450	16-15	.516
Kansas	8-12	.400	17-14	.548
Texas A&M	7-13	.350	13-17	.433
Kansas State	6-14	.300	12-19	.387
Colorado	3-17	.150	6-20	.231
Texas Tech	2-18	.100	4-25	.138

2011				
Team	W-L	Pct.	W-L	Pct.
Texas	15-1	.938	25-5	.833
Iowa State	13-3	.813	25-6	.806
Texas A&M	11-5	.688	23-8	.742
Kansas State	9-7	.563	22-11	.667
Oklahoma	8-8	.500	21-12	.636
Missouri	7-9	.438	21-13	.618
Baylor	5-11	.313	18-15	.545
Kansas	3-13	.188	15-14	.517
Texas Tech	1-15	.063	15-17	.469

2012				
Team	W-L	Pct.	W-L	Pct.
Texas	15-1	.938	29-4	.879
Iowa State	13-3	.813	22-8	.733
Kansas	12-4	.750	26-7	.788
Oklahoma	10-6	.625	22-11	.667
Kansas State	8-8	.500	21-9	.700
Baylor	7-9	.438	20-12	.625
TCU	4-12	.250	15-14	.517
Texas Tech	3-13	.188	14-18	.438
West Virginia	0-16	.000	8-22	.267

2013				
Team	W-L	Pct.	W-L	Pct.
Texas	16-0	1.000	27-3	.900
Kansas	12-4	.750	25-8	.758
Oklahoma	11-5	.688	24-8	.750
Iowa State	11-5	.688	18-10	.643
Kansas State	6-10	.375	18-11	.621
West Virginia	5-11	.313	20-13	.606
TCU	4-12	.250	16-15	.516
Baylor	4-12	.250	12-20	.375
Texas Tech	3-13	.188	10-22	.313

2014				
Team	W-L	Pct.	W-L	Pct.
Texas	15-1	.938	27-3	.900
Kansas	10-6	.625	22-9	.710
Iowa State	10-6	.625	19-10	.655
Oklahoma	10-6	.625	20-11	.645
Kansas State	9-7	.563	22-9	.710
West Virginia	6-10	.375	16-14	.533
TCU	6-10	.375	17-15	.531
Baylor	4-12	.250	14-17	.452
Texas Tech	2-14	.125	14-14	.500

2015				
Team	W-L	Pct.	W-L	Pct.
Texas	15-1	.938	30-3	.909
Kansas	14-2	.875	30-3	.909
Iowa State	11-5	.688	19-11	.633
TCU	9-7	.563	19-10	.655
Kansas State	9-7	.563	17-12	.586
Oklahoma	6-10	.375	12-16	.429
Baylor	5-11	.313	17-13	.567
Texas Tech	3-13	.188	14-16	.467
West Virginia	0-16	.000	5-24	.172

2016				
Team	W-L	Pct.	W-L	Pct.
Kansas	15-1	.938	27-3	.900
Texas	14-2	.875	27-5	.844
Iowa State	10-6	.625	18-11	.621
Kansas State	9-7	.563	21-10	.677
Baylor	9-7	.563	22-12	.647
TCU	7-9	.438	15-13	.536
Oklahoma	5-11	.313	14-15	.483
West Virginia	3-13	.188	12-18	.400
Texas Tech	0-16	.000	10-21	.323

2017				
Team	W-L	Pct.	W-L	Pct.
Texas	16 - 0	1.000	24 - 2	.923
Baylor	13 - 3	.813	23 - 6	.793
Iowa State	11 - 5	.688	21 - 6	.778
Kansas	11 - 5	.688	22 - 7	.759
West Virginia	6 - 10	.375	19 - 12	.613
Texas Tech	4 - 12	.250	15 - 14	.517
TCU	4 - 12	.250	12 - 16	.429
Oklahoma	4 - 12	.250	7 - 22	.241
Kansas State	3 - 13	.188	10 - 19	.345



K-STATE ALL-TIME VS. AVCA TOP-25 TEAMS BY RANKING

RK	W	L	Pct.	Streak	Result/Last Time
1	0	11	.000	L11	L, 0-3 Texas, 11/23/13
2	1	14	.067	L2	L, 0-3 Texas, 10/21/15
3	0	11	.000	L11	L, 2-3 Texas, 11/1/17
4	1	12	.077	L8	L, 2-3 Kansas, 11/2/16
5	0	19	.000	L19	L, 0-3 at Texas, 9/30/17
6	1	9	.100	L2	L, 0-3 Wisconsin, 9/2/17
7	1	10	.091	L3	L, 1-3 at Texas, 11/19/16
8	1	12	.077	L8	L, 1-3 Texas, 11/12/11
9	0	8	.000	L8	L, 1-3 Kansas, 11/25/15
10	2	8	.200	L1	L, 3-0 vs Nebraska, 9/15/17
11	1	14	.067	L6	L, 1-3 at Kansas, 11/11/17
12	1	6	.143	L6	L, 2-3 Kansas, 9/24/17
13	2	7	.222	L3	L, 0-3 Iowa State, 11/16/11
14	3	4	.429	W1	W, 3-2 Cal Poly, 8/24/07
15	2	5	.286	L2	L, 1-3 Kansas, 9/23/15
16	2	11	.154	L6	L, 0-3 Iowa State, 10/5/11
17	0	6	.000	L6	L, 2-3 Florida State, 9/10/10
18	0	3	.000	L3	L, 0-3 Pepperdine, 12/9/11
19	2	6	.250	L2	L, 1-3 at Baylor, 11/15/17
20	2	1	.667	L1	L, 0-3 vs. Utah, 12/5/14
21	3	2	.600	L1	L, 1-3 at Kansas, 10/17/12
22	4	8	.333	L1	L, 0-3 Iowa State, 10/25/17
23	6	7	.462	L2	L, 0-3 at Iowa State, 10/11/17
24	4	5	.444	L2	L, 1-3 Baylor, 9/19/09
25	3	4	.429	L1	L, 1-3 Baylor, 10/14/17
Total	42	203	.171		

AVCA TOP 25-RANKED K-STATE VS. OPPONENTS BY RANKING

RK	W	L	Pct.	Streak	Result/Last Time
1					
2					
3					
4					
5	6	2	.750	L2	L, 1-3 Penn State, 12/12/03
6	2	0	1.000	W2	W, 3-0 Arkansas, 12/6/03
7	2	0	1.000	W2	W, 3-1 Colorado, 11/1/03
8	4	0	1.000	W4	W, 3-0 Baylor, 10/25/03
9	1	1	.500	W1	W, 3-0 Oklahoma, 9/27/03
10	2	0	1.000	W2	W, 3-0 Texas Tech, 9/20/03
11	1	1	.500	W1	W, 3-0, Neb.-Omaha, 9/22/12
12	13	3	.813	L1	L, 0-3 Texas, 11/24/07
13	5	2	.714	W1	W, 3-0 Texas Tech, 11/29/08
14	14	7	.667	W1	W, 3-2 Texas Tech, 10/20/12
15	13	7	.650	W2	W, 3-1 at Baylor, 9/29/12
16	14	7	.667	L1	L, 0-3 at #7 Texas, 11/2/12
17	14	9	.607	W1	W, 3-0 TCU, 11/10/12
18	9	6	.600	W1	W, 3-0 Colorado, 9/20/08
19	17	4	.809	W11	W, 3-0 vs #20 Dayton, 9/15/12
20	16	10	.615	L2	L, 1-3 at Texas Tech, 11/17/12
21	8	5	.615	W3	W, 3-0 vs Syracuse, 9/1/12
22	29	11	.725	L2	L, 1-3, at #5 Texas, 11/7/14
23	16	7	.696	L1	L, 0-3, at Baylor, 9/25/16
24	17	12	.568	L2	L, 1-3 Baylor, 9/13/06
25	25	10	.714	W4	W, 3-1 vs Southern Miss, 9/17/16
Total	228	104	.687		

LAST TIME...

Last Time vs. Top 25 Ranked Opponents

defeated a ranked opponent - home..... Nov. 30, 2013, #25 Iowa State (3-0)
 defeated a ranked opponent - away..... Aug. 27, 2016, #6 Hawaii (3-1)
 defeated a ranked opponent - neutral site... Sept. 15, 2012, #20 Dayton (3-0)

lost to a ranked opponent - home Nov. 1, 2017, #3 Texas (2-3)
 lost to a ranked opponent - away Nov. 15, 2017, at #19 Baylor (1-3)
 lost to a ranked opponent - neutral site..... Sept. 15, 2017, #10 Nebraska (0-3)

defeated a Top 10 opponent - home Nov. 15, 2003, #10 Nebraska (3-1)
 defeated a Top 10 opponent - away Aug. 27, 2016, #6 Hawaii (3-1)
 defeated a Top 10 opponent - neutral site... Sept. 14, 2012, #10 Minnesota (3-2)

lost to a Top 10 opponent - home Nov. 1, 2017, #3 Texas (2-3)
 lost to a Top 10 opponent - away Sept. 30, 2017, at #5 Texas (0-3)
 lost to a Top 10 opponent - neutral site Sept. 15, 2017, #10 Nebraska (0-3)

Last Time as Top 25 Ranked Team

defeated opponent - home..... Sept. 21, 2016, Iowa State (3-1)
 defeated opponent - away..... Sept. 16, 2016, Arkansas (3-0)
 defeated opponent - neutral site..... Sept. 17, 2016, Southern Miss (3-1)

lost to opponent - home Nov. 12, 2014, Kansas (0-3)
 lost to opponent - away Sept. 25, 2014, Baylor (0-3)
 lost to opponent - neutral site..... Nov. 29, 2012, Northern Iowa (0-3)

as a Top 10 team defeated opponent - home... Dec. 6, 2003, Arkansas (3-0)
 as a Top 10 team defeated opponent - away... Nov. 19, 2003, at Oklahoma (3-0)
 as a Top 10 team defeated opponent - neutral site never

as a Top 10 team lost opponent - home never
 as a Top 10 team lost to opponent - away..... Nov. 29, 2003, at #24 Texas (1-3)
 as a Top 10 team lost to opponent - neutral site..... Dec. 12, 2003, Penn State (1-3)

COACHES' POLL SUPERLATIVES

	All-Time	Last
Weeks Ranked:	172	Sept. 19, 2016
Most Weeks Ranked in a Season:	172003
Highest Ranking Ever:	5Nov. 24, 2003
Weeks Ranked in Top 10:	10Dec. 8, 2003
Times Ranked in Final Poll:	122011 (No. 22)
Highest Final Ranking:	112003

	Under Suzie Fritz (Since 2001)	Last
	126	Sept. 19, 2016
	172003
	5Nov. 24, 2003
	10Dec. 8, 2003
	82011 (No. 22)
	112003



ALL-TIME RESULTS

1974 22-20-4 overall • 0-6 KIAIW Head Coach: Ann Heider

10/4 Fort Hays State	W	2-0	15-10, 15-8
10/4 Kansas	W	2-0	15-10, 15-10
10/4 Nebraska-Kearney	L	1-2	15-11, 4-15, 7-15
10/9 Washburn	W	2-0	15-8, 15-7
10/9 EKSC	W	2-0	17-15, 15-6
10/11 Tabor 'A'	W	2-0	15-1, 15-2
10/11 Tabor 'B'	W	2-0	15-3, 15-1
10/15 UMKC	W	2-1	15-6, 9-15, 15-9
10/15 Kansas	L	0-2	6-15, 5-15
10/18 Iowa	W	2-0	15-10, 15-4
10/19 Graceland	L	0-2	12-15, 11-13
10/19 NIACC	L	0-2	8-12, 8-15
10/19 Kansas	T	1-1	5-15, 15-8
10/19 Iowa Wesleyan	W	2-0	15-6, 15-8
10/19 Iowa	T	1-1	13-6, 10-12
10/22 Marymount	W	2-0	15-1, 15-5
10/22 Tabor	W	2-0	15-10, 15-5
10/22 Washburn	W	2-1	5-15, 15-7, 15-7
10/25 EKSC	W	2-1	15-7, 10-15, 15-7
10/25 Kansas	L	0-2	2-15, 11-15
10/25 Wichita State	W	2-1	15-10, 9-15, 15-12
10/26 Oklahoma State	L	0-2	13-15, 14-16
10/26 Cent. Missouri State	W	2-1	15-8, 5-15, 15-12
10/26 Fort Hays State	L	0-2	9-15, 5-15
10/31 Kansas	L	0-2	5-15, 16-15
11/1 Kansas	L	0-2	2-15, 11-15
11/6 EKSC	W	2-1	15-8, 10-15, 15-6
11/6 Wichita State	W	2-0	15-9, 15-9
11/9 Loma Vista	T	1-1	10-15, 15-10
11/9 Tulsa	L	0-2	4-15, 4-15
11/9 Max Pack	T	1-1	15-9, 9-15
11/9 Wichita Club	L	0-2	13-15, 12-15
11/9 Rob's Dairy	L	0-2	8-15, 4-15
11/16 Sterling	W	2-0	15-10, 15-9
11/16 Fort Hays State	W	2-0	19-17, 13-9
11/16 Kansas	L	1-2	13-15, 16-14, 8-15
11/21 William Penn (Iowa)	W	2-0	13-11, 15-11
11/21 Nebraska-Kearney	L	1-2	15-1, 7-15, 9-15
11/21 South Dakota State	W	2-1	14-16, 15-10, 15-3
11/22 Mayville State	W	2-0	14-11, 15-3
11/22 # Minnesota	L	0-2	4-15, 12-15
11/22 # Missouri	L	1-2	5-15, 16-14, 12-14
11/22 # Augsburg	L	0-2	12-15, 7-15
11/23 # SW Missouri State	L	0-2	7-15, 4-15
11/23 # Nebraska	L	1-2	1-15, 15-12, 7-15
11/23 # Graceland	L	0-2	14-16, 11-15

AIAW Region VI Tournament (Lincoln, Neb.)
2-game matches: 15-15-4; 2-1 Matches: 7-5

1975 23-6-1 overall Head Coach: Mary Phyl Dwight

10/4 Tulsa YMCA	L	0-2	0-15, 1-15
10/4 Tulsa	W	2-0	15-7, 15-2
10/4 Oklahoma	L	0-2	8-15, 5-15
10/10 Nebraska-Kearney	L	0-2	4-15, 9-15
10/10 at Fort Hays State	L	1-2	15-9, 9-15, 5-15
10/11 Drake	L	0-2	5-15, 13-15
10/11 Nebraska	L	0-2	2-15, 3-15
10/11 Fort Hays State	L	0-2	10-15, 4-15
10/11 Cent. Missouri State	L	0-2	2-15, 8-15
10/15 Augsburg	L	0-2	12-14, 15-17
10/15 Graceland	L	1-2	6-15, 15-13, 7-15
10/15 Kansas	L	0-2	11-15, 10-15
10/15 Nebraska-Kearney	L	0-2	10-15, 9-15
10/16 SW Missouri State	L	0-2	2-15, 3-15
10/16 Minnesota	L	0-2	4-15, 11-15
10/16 Nebraska	L	0-2	5-15, 1-15
10/22 Fort Hays State	L	0-2	12-15, 13-15
10/22 Wichita State	L	0-2	15-17, 12-15
10/22 Kansas	L	0-2	5-15, 15-17
10/25 Iowa	L	0-2	4-15, 8-15
10/25 Nebraska-Omaha	L	0-2	13-15, 6-15
10/28 Concordia	L	1-2	10-15, 14-10, 4-15
10/28 Creighton	L	0-2	6-15, 6-15
10/28 Nebraska-Omaha	L	0-2	8-15, 13-15
10/31 SW Missouri State	L	0-2	4-15, 0-15
10/31 Kansas	L	0-2	1-15, 11-15
11/1 Nebraska	L	0-2	1-15, 2-15
11/1 Illinois-Chicago	L	0-2	1-15, 4-15
11/1 Missouri	L	0-2	8-15, 10-15
11/1 Graceland	L	0-2	3-15, 4-15
11/5 Kansas	L	0-2	11-15, 2-15
11/5 Fort Hays State	L	1-2	5-15, 16-14, 6-15
11/5 Wichita State	L	0-2	7-15, 9-15
11/8 Max Pack	L	0-2	7-15, 12-15
11/8 Oklahoma	T	1-1	15-11, 11-15
11/8 Swain's MFA	L	0-2	11-5, 5-15
11/8 Kansas City JC	L	0-2	6-15, 4-15
11/8 Nebraska	L	0-2	7-15, 2-15
11/11 Tabor	W	2-0	15-7, 14-12

2-game matches: 2-32-1; 2-1 Matches: 0-4

1976 18-21 overall • 2-2 KAIWA Head Coach: Mary Phyl Dwight

9/22 Heston	W	3-0	15-2, 15-3, 15-4
9/22 Tabor	W	3-2	15-6, 13-15, 15-1, 7-15, 15-8
9/24 Nebraska-Omaha	L	1-3	10-15, 14-16, 15-10, 3-15
9/24 Iowa	L	1-3	10-15, 11-15, 15-4, 10-15
9/28 Wichita State	L	0-2	9-15, 9-15
9/28 UMKC	L	1-2	3-15, 15-11, 10-15
10/2 Cent. Missouri State	W	3-0	15-11, 15-6, 15-6

10/2 Nebraska	L	0-3	7-15, 9-15, 7-15
10/6 Fort Hays State	W	2-0	15-11, 17-15
10/6 UMKC	L	0-2	9-15, 13-15
10/8 ! Texas Wesleyan	W	2-0	17-8, 15-8
10/8 ! Oklahoma State	W	2-1	11-13, 15-2, 12-7
10/9 ! Central Oklahoma	L	1-2	15-9, 13-15, 11-15
10/9 ! Wichita State	W	2-0	17-15, 10-6
10/9 ! Tulsa	W	2-1	16-18, 15-9, 15-3
10/12 Nebraska	L	1-3	14-16, 6-15, 16-14, 3-15
10/12 Nebraska-Omaha	L	2-3	7-15, 15-7, 11-15, 15-9, 0-15
10/16 Bethany	W	2-1	15-7, 14-16, 15-8
10/16 Bethel	L	0-2	5-15, 8-15
10/18 Pittsburg State	W	2-0	15-5, 15-7
10/18 Emporia State	W	2-1	14-16, 15-7, 13-9
10/20 Wichita State	W	2-0	15-5, 15-9
10/20 Kansas	L	1-2	15-8, 9-15, 3-15
10/23 NW Missouri State	W	2-0	15-4, 15-3
10/23 Cent. Missouri State	L	1-2	13-11, 8-15, 7-15
10/26 Nebraska-Omaha	L	2-2	10-15, 15-10, 15-17, 5-15
10/26 Missouri Western	L	0-2	9-11, 3-15
10/29 # Kansas	L	1-2	15-5, 14-16, 12-15
10/29 # Oklahoma	L	0-2	9-15, 13-15
10/29 # Iowa State	W	2-0	15-11, 15-8
10/30 # Missouri	L	1-2	15-3, 6-11, 4-15
10/30 # Nebraska	L	0-2	12-15, 9-15
10/30 # Oklahoma State	W	2-0	15-7, 15-9
11/9 Wichita State	L	1-2	10-15, 15-10, 8-15
11/9 Kansas	W	2-1	6-15, 15-11, 15-4
11/13 & Lincoln Club	W	2-0	15-2, 15-4
11/13 & Nebraska JV	L	0-2	6-15, 6-15
11/13 & Nebraska-Omaha	W	2-0	17-15, 15-11
11/13 & Nebraska	L	0-2	12-15, 13-15

! Oklahoma State Invitational (Stillwater, Okla.); # Big Eight Tournament (Ames, Iowa); & Nebraska Invitational (Lincoln, Neb.)
2-game matches: 10-8; 3-0 Matches: 2-1; 2-1 Matches: 5-7;
4-game Matches: 0-4; 5-game matches: 1-1

1977 49-18-1 overall • 3-1 KAIWA Home: 14-3-1 • Away: 13-1 • Neutral: 22-14 AIAW National Tournament Head Coach: Mary Phyl Dwight Assistant Coach: Ron Spies

9/17 at Wichita State	W	3-2	8-15, 15-13, 13-15, 15-5, 16-14
9/21 at Kansas	W	3-2	15-7, 7-15, 15-12, 1-15, 15-4
9/23 ! UMKC	W	2-0	16-14, 15-8
9/23 ! Graceland	W	2-0	13-10, 15-9
9/23 ! Mo. Southern	W	2-0	15-5, 15-7
9/24 ! Emporia State	T	1-1	15-12, 13-15
9/24 ! Northern Iowa	W	2-0	15-6, 15-8
9/24 ! Graceland	W	2-0	15-9, 15-11
9/24 ! Emporia State	W	2-0	15-9, 15-8
9/27 Washburn	W	3-0	15-10, 15-6, 15-6
9/30 Nebraska-Omaha	W	2-0	15-5, 15-4
9/30 William Jewell	W	2-0	16-14, 15-6
10/5 Fort Hays State	W	3-0	15-10, 15-2, 15-9
10/5 Fort Hays State	W	2-0	17-15, 15-3
10/7 & Benedictine	W	2-0	14-12, 13-11
10/7 & Stephens	W	2-0	15-3, 15-3
10/7 & at Missouri-St. Louis	W	2-1	6-15, 13-9, 15-10
10/7 & at St. Louis	W	2-0	15-9, 15-10
10/8 & Kansas	W	2-0	15-2, 13-11
10/8 & Florissant Valley	L	0-2	14-16, 10-15
10/10 Nebraska	L	2-3	16-14, 10-15, 0-15, 15-9, 12-15
10/11 Wichita State	W	3-1	15-1, 13-15-15, 7-15, 15-8, 13-15
10/15 ^ North Dakota	W	2-0	12-10, 15-6
10/15 ^ Simpson	W	2-0	15-4, 15-1
10/15 ^ at Graceland B	W	2-0	8-3, 12-7
10/15 ^ Augsburg	W	2-0	15-5, 14-12
10/15 ^ at Graceland	W	2-0	15-0, 15-10
10/15 ^ UMKC	L	1-2	10-15, 15-3, 12-15
10/22 at Cent. Missouri St.	W	3-2	7-15, 15-12, 15-3, 14-16, 15-11
10/25 at Wichita State	L	2-3	10-15, 8-15, 15-7, 15-8, 13-15
10/26 Nebraska	L	1-2	0-15, 15-1, 3-15
10/26 at Nebraska-Omaha	W	2-1	11-15, 15-7, 15-7
10/28 # Nebraska	L	0-2	3-15, 12-15
10/28 # Missouri	L	0-2	11-15, 6-15
10/28 # Iowa State	L	1-2	15-9, 8-15, 13-15
10/28 # Kansas	L	0-2	3-15, 7-15
10/28 # Oklahoma State	W	2-0	15-7, 15-6
10/28 # at Oklahoma	W	2-0	15-10, 15-8
10/31 Bethany	W	2-0	15-3, 15-13
11/3 Mo. Western	L	1-2	8-15, 15-4, 14-16
11/3 at UMKC	W	2-0	15-10, 15-4
11/5 * Missouri	W	2-0	15-8, 15-12
11/5 * Wichita State	W	2-0	15-4, 15-8
11/5 * K.C. Jewish CC	W	2-0	15-12, 15-11
11/5 * Lincoln Club	W	2-0	15-12, 15-2
11/5 * Wichita Club	W	2-1	15-12, 10-15, 15-13
11/5 * at Kansas	W	2-0	15-12, 15-9
11/7 Kansas	W	3-0	15-10, 15-10, 15-11
11/12 @ Oklahoma	L	0-2	8-15, 13-15
11/12 @ Cameron	W	2-0	15-3, 15-8
11/12 @ at Oral Roberts	W	2-1	15-13, 12-15, 15-11
11/12 @ Oklahoma State	W	2-0	15-12, 18-16
11/12 @ at Tulsa	W	2-0	15-8, 15-10
11/12 @ Oklahoma	L	0-1	14-16
11/12 @ Oral Roberts	L	0-1	14-16
11/17 % Missouri-St. Louis	W	2-1	15-7, 3-15, 15-3
11/17 % Minnesota	W	2-0	15-8, 15-12
11/17 % Nebraska-Omaha	W	2-0	15-5, 15-4
11/17 % Drake	W	2-0	15-8, 15-8
11/17 % SW Missouri State	W	2-0	16-14, 16-14
11/17 % St. Cloud State	W	3-1	13-15, 15-5, 15-9, 15-7
11/17 % Missouri-St. Louis	W	3-0	15-9, 15-2, 15-3
11/17 % SW Missouri State	L	0-3	5-15, 3-15, 9-15
12/8 % Illinois State	L	0-2	6-15, 2-15
12/8 % Arizona	L	0-2	11-15, 7-15
12/8 % Houston	L	0-2	12-15, 8-15
12/8 % Mississippi	W	2-0	15-13, 15-4
12/8 % USC	L	0-2	1-15, 1-15

! KSU Invitational (Manhattan, Kan.); & St. Louis Invitational (St. Louis, Mo.);
^ Graceland College Invitational (Lamoni, Iowa); # Big Eight Tournament (Norman, Okla.); * Kansas Invitational (Lawrence, Kan.); @ Oral Roberts Invitational (Tulsa, Okla.); % AIAW Region VI Tournament (Grand Forks, N.D.); \$ AIAW National Tournament (Provo, Utah)
2-game matches: 35-9-1; 3-0 matches: 4-1; 2-1 matches: 5-4;
4-game matches: 2-0; 5-game matches: 3-2

1978 39-16-2 Overall • 4-1 KAIWA Home: 14-3-2 • Away: 5-0 • Neutral: 20-13 Head Coach: Mary Phyl Dwight Assistant Coach: Ron Spies

9/18 Tabor	W	3-1	13-15, 15-7, 15-11, 15-5
9/18 Marymount	W	3-0	15-11, 15-2, 15-12
9/18 at Bethany	W	3-0	15-6, 16-14, 15-8
9/19 Fort Hays State	W	2-0	15-5, 15-5
9/19 Benedictine	W	2-0	15-6, 15-12
9/22 ! Mo. Western	W	2-0	15-1, 15-3
9/22 ! Mo. Southern	T	1-1	15-8, 8-15
9/22 ! Emporia State	W	2-0	15-3, 15-8
9/22 ! Colorado State	W	2-0	15-8, 16-14
9/22 ! No. Colorado	T	1-1	11-15, 15-7
9/23 ! Iowa State	W	2-0	15-3, 15-3
9/23 ! NW Mo. State	W	2-0	15-5, 15-2
9/23 ! Mo. Western	W	2-0	15-4, 15-13
9/23 ! No. Colorado	L	0-2	6-15, 7-15
9/26 UMKC	W	2-1	11-15, 15-12, 15-8
9/26 Missouri	W	2-0	15-11, 16-14
9/29 & Waterloo	L	0-2	14-16, 6-15
9/29 & Iowa State	W	2-0	15-6, 15-1
9/30 & Illinois State	L	0-2	9-15, 6-15
9/30 & Minnesota	L	0-2	6-15, 12-15
10/4 Kansas	W	2-1	5-12, 15-13, 15-9
10/6 * Principia	W	2-0	15-3, 15-10
10/6 * Dayton	L	1-2	11-15, 15-6, 12-15
10/6 * SE Missouri State	W	2-0	15-5, 15-5
10/7 * at Missouri-St. Louis	W	2-0	16-14, 15-9
10/7 * Eastern Illinois	L	0-3	7-15, 13-15, 7-15
10/10 Cent. Mo. St	W	3-1	12-15, 15-7, 15-8, 15-12
10/13 Nebraska-Omaha	W	3-1	15-1, 15-11, 12-15, 16-14
10/17 Wichita State	W	3-2	15-10, 4-15, 15-3, 11-15, 15-12
10/24 Mo. Western	L	1-3	15-8, 9-15, 15-9, 14-16, 8-15
10/24 William Jewell	W	2-0	15-3, 15-8
10/27 # Nebraska	L	1-2	15-3, 9-15, 8-15
10/27 # Oklahoma State	W	2-0	15-8, 15-6
10/27 # Iowa State	L	1-2	15-6, 7-15, 14-16
10/27 # Missouri	L	1-2	15-1, 7-15, 6-15
10/28 # Oklahoma	W	2-0	16-14, 15-9
10/28 # at Kansas	W	2-1	15-12, 14-16, 15-13
11/1 at Wichita State	W	3-0	15-5, 15-8, 15-13
11/4 ^ Hawk Valley	W	2-0	15-1, 15-8
11/4 ^ Showdortz	W	2-0	15-4, 16-14
11/4 ^ Nebraska-Omaha	W	2-0	15-7



ALL-TIME RESULTS

10/12 & Houston	L	0-2	4-15, 5-15
10/13 & Ohio State	W	2-0	17-15, 15-12
10/13 & North Texas	L	0-2	8-15, 10-15
10/17 Wichita State	W	3-0	15-11, 15-8, 15-7
10/20 * UMKC	W	2-0	15-13, 15-7
10/20 * Missouri-JV	W	2-0	15-8, 15-6
10/20 * Northern Iowa	W	2-0	15-11, 15-4
10/20 * Memphis State	T	1-1	15-7, 9-15
10/21 * Harris-Stowe	W	2-0	15-1, 15-9
10/21 * Jefferson County CC	W	2-0	17-15, 15-13
10/21 * Memphis State	W	2-1	10-15, 15-4, 15-9
10/23 Johnson Co. CC	W	3-0	15-3, 15-10, 15-12
10/23 Johnson Co. CC	W	3-0	15-0, 15-4, 15-7
10/26 # at Kansas	W	2-0	15-2, 15-12
10/26 # Missouri	L	0-2	13-15, 12-15
10/26 # Oklahoma	L	0-2	13-15, 7-15
10/27 # at Iowa State	L	0-3	10-15, 6-15, 14-16
10/27 # at Kansas	W	3-0	15-10, 15-10, 15-7
10/31 Kansas	W	3-1	8-15, 15-11, 15-6, 15-13
11/10 + Arnel's Club	T	1-1	7-15, 15-10
11/10 + Wichita Club	W	2-0	15-12, 15-4
11/10 + Joe Davis Bar	W	2-0	15-6, 15-5
11/10 + Nebraska Wesleyan	W	2-0	15-0, 15-0
11/10 + Arnel's Club	W	2-1	15-12, 12-15, 16-14
11/10 at Kansas	L	0-2	7-15, 8-15
11/15 # Missouri	W	3-1	15-8, 15-5, 10-15, 15-12
11/15 % Nebraska	L	1-3	12-15, 10-15, 15-10, 4-15
11/16 % Iowa State	W	3-1	15-2, 17-15, 10-15, 15-9
11/16 % Minnesota	L	1-3	9-15, 7-15, 15-6, 9-15

! KSU Invitational (Manhattan, Kan.); @ SW Missouri State Quad-rangular (Springfield, Mo.); ^ Nebraska Invitational (Lincoln, Neb.); & Houston Invitational (Houston, Texas); * Missouri Invitational (Columbia, Mo.); # Big Eight Tournament (Lawrence, Kan.); + Kansas Invitational (Lawrence, Kan.); % AIAW Region VI Tournament (Lincoln, Neb.)
2-game matches: 20-12-3; 3-0 matches: 5-1; 2-1 matches: 7-1; 4-game matches: 3-2; 5-game matches: 0-0

1980 12-23 overall • 2-3 KAIAW Home: 4-5 • Away: 1-6 • Neutral: 7-12 Head Coach: Scott Nelson

9/12 ! Drake	L	0-2	9-15, 9-15
9/12 ! Nebraska-Omaha	W	2-0	15-9, 15-7
9/13 ! N. Dakota State	W	2-0	15-9, 15-2
9/13 ! Benedictine	W	2-0	15-4, 16-14
9/13 ! Iowa State	L	1-2	7-15, 15-11, 8-15
9/17 at Kansas	L	2-3	11-15, 10-10, 4-15, 15-4, 10-15
9/19 * at Oral Roberts	L	0-2	8-15, 8-15
9/19 * West Texas State	L	1-2	14-16, 18-16, 8-15
9/19 * Indiana State	W	2-1	16-14, 13-15, 15-3
9/20 * Tulane	W	2-1	7-15, 15-3, 15-12
9/20 * Texas Lutheran	L	1-2	11-15, 17-15, 9-15
9/26 & SW Missouri State	L	0-2	5-15, 0-15
9/26 & Oklahoma	L	0-2	15-17, 12-15
9/27 & Iowa State	W	2-1	15-7, 8-15, 15-11
9/27 & Minnesota	L	0-2	7-15, 7-15
10/7 at Nebraska-Omaha	L	0-2	4-15, 14-16
10/7 at Creighton	L	0-2	7-15, 7-15
10/14 Wichita State	W	2-0	15-6, 15-4
10/14 Nebraska	L	0-2	4-15, 9-15
10/17 % SW Missouri State	L	0-2	10-15, 10-15
10/17 % Drake	W	2-1	15-13, 14-16, 15-10
10/18 % St. Cloud State	W	2-0	15-8, 15-5
10/18 % at Minnesota	L	1-2	4-15, 17-15, 10-15
10/24 # Oklahoma State	W	2-1	11-15, 15-8, 15-10
10/24 # Iowa State	L	0-2	11-15, 13-15
10/24 # Oklahoma	L	0-2	6-15, 9-15
10/25 # Kansas	L	1-3	0-15, 10-15, 15-17, 8-15
10/25 # Missouri	L	1-2	15-9, 4-15, 11-15
10/27 Creighton	L	0-2	8-15, 3-15
10/27 at Wichita State	W	2-0	15-7, 15-13
11/5 Kansas	L	0-3	14-16, 8-15, 6-15
11/7 * Western Illinois	L	2-3	12-15, 15-7, 15-13, 6-15, 4-15
11/7 * at Iowa State	L	0-3	4-15, 9-15, 4-15
11/8 * Simpson	W	3-1	15-6, 13-15, 15-2, 15-7
11/8 * Western Illinois	L	1-3	15-4, 14-16, 13-15, 7-15

! KSU Invitational (Manhattan, Kan.); ^ Oral Roberts Invitational (Tulsa, Okla.); & Nebraska Invitational (Lincoln, Neb.); % Minnesota Invitational (Minneapolis, Minn.); # Big Eight Tournament (Lincoln, Neb.); * Iowa State Invitational (Ames, Iowa)
2-game matches: 6-12; 3-0 matches: 0-2; 2-1 matches: 5-5;
4-game matches: 1-2; 5-game matches: 0-2

1981 16-23-1 overall Home: 9-8-1 • Away: 1-4 • Neutral: 6-11 Head Coach: Scott Nelson Assistant Coach: Bill Fritsch

9/5 at Nebraska	L	0-3	5-15, 4-15, 11-15
9/11 ! Emporia State	W	2-0	15-8, 15-5
9/11 ! UMKC	W	2-0	15-9, 15-4
9/11 ! Missouri	L	0-2	10-15, 11-15
9/12 ! Northern Iowa	T	1-1	13-15, 15-6
9/12 ! Doane	W	2-1	15-5, 15-5, 15-8
9/12 ! N. Dakota State	W	2-0	15-6, 16-14
9/12 ! Kansas	L	0-2	13-15, 15-15
9/17 Washburn	W	2-0	15-1, 15-4
9/17 Bethel	W	2-0	15-6, 15-7
9/25 * SW Missouri State	L	0-2	4-15, 12-15
9/25 * Minnesota	L	0-2	6-15, 9-15
9/26 * Kansas	W	2-0	15-13, 15-5
9/26 * Iowa State	L	1-2	12-15, 15-3, 3-15
9/29 Bethel	W	3-0	15-6, 15-10, 15-4
10/5 Kansas	L	2-3	15-10, 14-16, 17-15, 0-15, 10-15
10/9 % Texas	L	1-3	9-15, 15-11, 0-15, 3-15
10/9 % Oklahoma	L	1-3	16-14, 14-16, 11-15, 9-15

10/9 % Texas A&M	L	1-3	11-15, 13-15, 17-15, 6-15
10/10 % Central Florida	W	3-2	15-13, 10-15, 15-11, 4-15, 15-7
10/10 % Minnesota	L	1-3	10-15, 11-15, 17-15, 0-15
10/13 Nebraska	L	2-3	14-16, 15-5, 5-15, 15-4, 4-15
10/16 & Nebraska	L	1-2	3-15, 16-14, 5-15
10/16 & Texas	L	0-2	4-15, 5-15
10/17 & Kansas	W	2-0	15-11, 15-13
10/17 & Tennessee	L	0-2	6-15, 5-15
10/17 & at Oral Roberts	L	0-2	11-15, 6-15
10/21 at Kansas	W	3-0	17-15, 16-14, 15-13
10/28 at Nebraska	L	0-3	5-15, 10-15, 5-15
11/6 @ Missouri	L	0-2	13-15, 13-15
11/6 @ Drake	W	2-0	16-14, 15-13
11/6 @ Marquette	W	2-1	6-15, 16-14, 15-9
11/7 @ St. Louis	W	2-0	15-9, 17-15
11/7 @ at Iowa State	L	1-3	15-9, 1-15, 9-15, 3-15
11/7 @ Drake	L	0-2	12-15, 1-15
11/13 # Kansas	L	0-2	15-17, 2-15
11/13 # Nebraska	L	0-2	12-15, 1-15
11/13 # Iowa State	W	3-2	4-15, 15-11, 9-15, 15-13, 15-1
11/14 # Nebraska	L	0-3	6-15, 11-15, 4-15
11/14 # Oklahoma	W	2-0	15-13, 15-3

! KSU Invitational (Manhattan, Kan.); ^ Husker Invitational (Lincoln, Neb.); % Texas Longhorn Classic (Austin, Texas); & Oral Roberts Invitational (Tulsa, Okla.); @ Cyclone Invitational (Ames, Iowa); # Big Eight Tournament (Manhattan, Kan.)
2-game matches: 10-11-1; 3-0 matches: 2-3; 2-1 matches: 2-2;
4-game matches: 0-5; 5-game matches: 2-2

1982 15-15 overall • 4-6 Big Eight (Fourth) Home: 7-4 • Away: 4-6 • Neutral: 4-5 Head Coach: Scott Nelson Assistant Coach: Bill Fritsch

9/2 Fort Hays State	W	3-2	2-15, 15-11, 15-7, 11-15, 15-8
9/10 ! Doane	W	2-0	15-4, 15-3
9/10 ! UMKC	W	2-0	15-6, 15-13
9/11 ! N. Dakota State	W	2-1	9-15, 15-10, 15-6
9/11 ! Oral Roberts	L	0-2	2-15, 11-15
9/16 * at Oklahoma	L	0-3	12-15, 8-15, 10-15
9/17 at Oklahoma City	W	3-1	15-3, 13-15, 15-5, 15-11
9/24 * Missouri	L	1-3	7-15, 2-15, 15-10, 12-15
10/28 at Bethel	W	3-0	15-8, 15-10, 18-16
10/7 * at Missouri	L	0-3	15-17, 0-15, 14-16
10/8 % Bradley	W	3-1	20-18, 11-15, 15-12, 15-5
10/8 % SW Missouri State	L	1-3	15-12, 8-15, 9-15, 7-15
10/9 % Southern Illinois	L	1-3	15-11, 9-15, 3-15, 12-15
10/15 & Northern Colorado	W	2-1	15-4, 12-15, 15-12
10/15 & at Tulsa	W	2-0	15-4, 15-7
10/15 & at Oral Roberts	L	0-2	9-15, 5-15
10/15 & Texas Lutheran	L	0-2	14-16, 12-15
10/16 & Iowa State	W	2-0	15-6, 15-13
10/16 & Texas Tech	W	2-0	15-8, 15-10
10/16 & Texas Lutheran	L	0-2	11-15, 14-16
10/16 & Kansas	L	0-2	5-15, 8-15
10/22 * Oklahoma	W	3-2	13-15, 8-15, 15-12, 15-10, 15-12
10/23 * at Iowa State	W	3-0	15-13, 15-13, 15-4
10/26 * Nebraska	L	0-3	3-15, 13-15, 6-15
10/28 * at Kansas	W	3-0	15-0, 15-6, 15-11
11/5 * Iowa State	L	0-3	10-15, 11-15, 12-15
11/6 at Minnesota	L	1-3	13-15, 15-13, 3-15, 13-15
11/9 * at Nebraska	L	0-3	6-15, 7-15, 13-15
11/12 * Kansas	W	3-1	7-15, 15-2, 15-8, 15-0
11/19 # Oklahoma	L	1-3	12-15, 13-15, 15-8, 9-15

* Big Eight Conference match; ! KSU Invitational (Manhattan, Kan.); % Missouri Invitational (Columbia, Mo.); & Oral Roberts Invitational (Tulsa, Okla.); # Big Eight Tournament (Columbia, Mo.)
2-game matches: 5-5; 3-0 matches: 3-5; 2-1 matches: 2-0;
4-game matches: 3-5; 5-game matches: 2-0

1983 19-15 overall • 2-8 Big Eight (Fifth) Home: 8-6 • Away: 5-4 • Neutral: 6-5 Head Coach: Scott Nelson Assistant Coaches: Ginger Mayson & Jenny Koehn

9/2 at Fort Hays State	W	3-0	15-3, 15-5, 15-7
9/8 Wichita State	W	3-0	15-11, 15-12, 16-14
9/9 ! No. Illinois	W	2-1	15-6, 13-15, 15-7
9/9 ! South Dakota	W	2-0	15-5, 15-3
9/9 ! Wichita State	W	2-0	16-14, 15-11
9/10 ! Bethel	W	2-0	15-8, 15-6
9/10 ! Wyoming	L	1-2	15-12, 12-15, 11-15
9/16 % Washington	W	3-1	16-14, 12-15, 15-8, 15-10
9/16 % at Wyoming	L	0-3	7-15, 6-15, 6-15
9/17 % Montana State	L	0-3	2-15, 13-15, 11-15
9/17 % Idaho	L	0-3	10-15, 7-15, 7-15
9/20 at Bethel	W	3-0	16-14, 15-10, 15-6
9/23 * Kansas	W	3-0	15-6, 15-10, 15-13
9/28 * at Nebraska	L	0-3	5-15, 4-15, 10-15
9/30 at Oklahoma City	W	3-0	15-2, 15-3, 15-2
10/1 * at Oklahoma	L	0-3	11-15, 11-15, 5-15
10/8 * Iowa State	L	2-3	9-15, 13-15, 15-12, 15-11, 13-15
10/12 * Missouri	L	0-3	9-15, 9-15, 10-15
10/14 * Oklahoma	W	2-0	15-12, 15-13
10/14 * Texas Lutheran	L	1-2	17-19, 16-14, 7-15
10/14 * Texas Tech	L	0-2	15-17, 6-15
10/15 * Tulsa	W	2-0	16-14, 15-4
10/15 * West Texas State	W	3-0	15-11, 15-11
10/15 * Texas Tech	W	2-0	15-11, 15-12
10/15 * Texas Lutheran	W	3-0	15-4, 15-8
10/18 Fort Hays State	W	3-0	15-3, 15-8, 15-6
10/21 * at Missouri	L	1-2	15-17, 4-15, 6-15
10/22 at UMKC	W	3-0	15-5, 15-12, 16-14
10/28 * Oklahoma	L	1-3	13-15, 16-14, 13-15, 9-15
11/1 * Nebraska	L	0-3	5-15, 8-15, 11-15
11/2 Bethel	W	3-1	15-2, 11-15, 15-3, 15-8
11/5 * Iowa State	L	1-3	10-15, 2-15, 15-9, 11-15

11/10 * at Kansas	W	3-2	15-7, 15-9, 12-15, 13-15, 15-2
11/18 # at Iowa State	L	2-3	11-15, 12-15, 15-5, 15-9, 8-15

* Big Eight Conference match; ! KSU Invitational (Manhattan, Kan.); % Wyoming Invitational (Laramie, Wyo.); ^ Oral Roberts Tournament (Tulsa, Okla.); # Big Eight Tournament (Ames, Iowa)
2-game matches: 6-1; 3-0 matches: 9-7; 2-1 matches: 1-3;
4-game matches: 2-2; 5-game matches: 1-2

1984 19-14 overall • 2-8 Big Eight (Fifth) Home: 9-5 • Away: 3-6 • Neutral: 7-3 Head Coach: Scott Nelson Assistant Coach: Ginger Mayson

9/8 at Wichita State	W	3-0	15-0, 15-9, 15-3
9/14 ! Wichita State	W	3-1	15-9, 15-11, 10-15, 15-7
9/14 ! Wisconsin	W	3-2	13-15, 15-7, 15-3, 4-15, 16-14
9/15 ! Drake	W	3-2	15-10, 13-15, 15-11, 15-15, 15-11
9/15 ! Drake	L	2-3	15-13, 6-15, 15-11, 14-16, 14-16
9/18 Bethel	W	3-0	15-4, 15-2, 15-4
9/20 at St. Louis	W	3-0	15-4, 15-2, 15-4
9/21 % Butler	W	3-0	15-10, 15-12, 15-12
9/22 % Valparaiso	W	3-0	15-3, 15-4, 15-10
9/22 % at Ball State	W	3-0	15-6, 15-7, 15-13
9/25 * Kansas	W	3-1	15-5, 5-15, 15-7, 15-5
9/28 @ Iowa State	L	1-3	13-15, 13-15, 15-11, 8-15
9/28 @ UC-Irvine	L	0-3	14-16, 7-15, 11-15
9/29 @ at Oklahoma	L	1-3	5-15, 15-5, 3-15, 3-15
9/29 @ North Texas	W	3-2	15-10, 15-17, 12-15, 15-5, 15-6
10/3 * Nebraska	L	0-3	7-15, 9-15, 5-15
10/5 * Iowa State	L	1-3	8-15, 10-15, 15-10, 6-15
10/9 at Missouri	L	0-3	6-15, 3-15, 9-15
10/12 ^ at Oral Roberts	L	0-3	8-15, 8-15, 8-15
10/12 ^ West Texas State	L	0-3	5-15, 3-15, 7-15
10/12 ^ Texas Lutheran	W	3-2	15-7, 8-15, 8-15, 15-10, 15-10
10/13 ^ Tulsa	W	3-2	11-15, 12-15, 15-7, 15-10, 15-7
10/13 ^ Kansas	W	3-0	16-14, 15-12, 15-6
10/13 ^ Texas-El Paso	W	3-0	15-4, 15-11, 15-7
10/20 * Missouri	L	1-3	13-15, 12-15, 15-2, 5-15
10/30 * at Nebraska	L	0-3	5-15, 8-15, 0-15
11/1 * Oklahoma	L	1-3	6-15, 15-12, 12-15, 9-15
11/3 * at Iowa State	L	0-3	4-15, 10-15, 2-15
11/9 Tulsa	W	3-1	12-15, 15-11, 15-4, 15-12
11/9 * Kansas	W	3-0	15-7, 15-12, 15-5
11/10 Wichita State	W	3-0	15-11, 15-11, 15-13
11/10 Tulsa	W	3-0	15-10, 15-4, 15-11
11/16 # at Oklahoma	L	1-3	15-12, 7-15, 9-15, 10-15

* Big Eight Conference match; ! KSU Invitational (Manhattan, Kan.); % Ball State Invitational (Muncie, Ind.); @ Oklahoma Invitational (Norman, Okla.); ^ Oral Roberts Invitational (Tulsa, Okla.); # Big Eight Tournament (Norman, Okla.)
3-game matches: 11-7; 4-game matches: 3-6; 5-game matches: 5-1

1985 21-11 overall • 5-5 Big Eight (Third) Home: 9-3 • Away: 5-6 • Neutral: 7-2 Head Coach: Scott Nelson

9/13 ! Wichita State	W	3-0	15-3, 15-2, 15-9
9/13 ! Montana State	W	3-2	15-8, 5-15, 11-15, 15-11, 15-3</



ALL-TIME RESULTS

1986

12-17 overall • 2-8 Big Eight (Sixth)

Home: 7-5 • Away: 2-8 • Neutral: 3-4

Head Coach: Scott Nelson

9/5	! NE Louisiana	W	3-1	13-15, 15-11, 15-10, 15-6
9/6	! Missouri	W	3-1	15-7, 2-15, 15-13, 15-4
9/6	! Northwestern	L	1-3	3-15, 15-13, 2-15, 9-15
9/12	* Drake	W	3-1	15-6, 13-15, 15-12, 15-7
9/12	* Kansas	L	1-3	13-15, 15-11, 9-15, 9-15
9/13	* Wichita State	W	3-2	16-14, 10-15, 12-15, 15-2, 15-13
9/19	% Ohio State	L	0-3	9-15, 9-15, 3-15
9/20	% at New Mexico St.	L	0-3	10-15, 2-15, 5-15
9/20	% Texas Tech	L	1-3	17-19, 15-13, 8-15, 6-15
9/24	Oral Roberts	W	3-2	15-9, 8-15, 16-14, 7-15, 15-8
9/26	* at Iowa State	L	0-3	12-15, 3-15, 10-15
9/27	at Drake	W	3-2	14-16, 15-5, 15-13, 10-15, 15-6
10/1	* at Kansas	L	1-3	15-13, 14-16, 6-15, 6-15
10/3	& at SW Missouri St.	L	0-3	8-15, 2-15, 4-15
10/4	& Louisville	W	3-0	15-8, 15-9, 15-7
10/4	& Kansas	L	1-3	6-15, 15-12, 12-15, 11-15
10/10	* Missouri	L	2-3	15-12, 10-15, 10-15, 15-10, 7-15
10/11	* Iowa State	W	3-2	15-8, 15-12, 3-15, 13-15, 15-11
10/20	* Kansas	W	3-2	9-15, 15-12, 15-12, 11-15, 15-9
10/22	* Nebraska	L	0-3	1-15, 5-15, 6-15
10/24	@ at Wichita State	W	3-2	12-15, 15-0, 15-12, 13-15, 15-13
10/25	@ Colorado	W	3-0	15-5, 15-5, 15-1
10/25	@ Tulsa	W	3-1	7-15, 15-11, 15-4, 15-4
10/31	* Oklahoma	L	2-3	15-10, 10-15, 15-9, 7-15, 10-15
11/4	* at Nebraska	L	0-3	5-15, 3-15, 5-15
11/7	* at Oklahoma	L	1-3	14-16, 15-8, 10-15, 11-15
11/8	@ Oral Roberts	L	1-3	8-15, 15-13, 13-15, 12-15
11/12	* Missouri	L	0-3	12-15, 13-15, 13-15
11/21	# Kansas	L	2-3	15-10, 7-15, 3-15, 15-12, 13-15

* Big Eight Conference match; ! Pepsi / KSU Invitational (Manhattan, Kan.); * KSU Invitational (Manhattan, Kan.); % Quality Inn Classic (Las Cruces, N.M.) & Autumn Classic (Springfield, Mo.); @ Wichita State Invitational (Wichita, Kan.) # Big Eight Tournament (Kansas City, Mo.) 3-game matches: 2-7; 4-game matches: 4-7; 5-game matches: 6-3

1987

17-11 overall • 5-7 Big Eight (Fifth)

Home: 6-4 • Away: 6-4 • Neutral: 5-3

Head Coach: Scott Nelson

Assistant Coach: Michael Denardo

9/2	UMKC	W	3-0	15-0, 15-1, 15-1*
9/5	Drake	W	3-1	15-13, 15-5, 15-3
9/8	Oral Roberts	W	3-1	15-9, 12-15, 15-12
9/11	! Arizona	L	0-3	3-15, 2-15, 11-15
9/12	* at Colorado State	L	0-3	7-15, 7-15, 6-15
9/12	! Purdue	L	2-3	12-15, 15-10, 9-15, 19-17, 15-17
9/16	Michigan State	W	3-1	15-11, 8-15, 15-12, 17-15
9/18	& at Oral Roberts	W	3-1	15-12, 9-15, 15-4, 15-10
9/19	& Tulsa	W	3-1	15-3, 15-7, 6-15, 15-7
9/19	& NE Louisiana	W	3-0	15-3, 15-4, 15-8
9/25	* at Iowa State	L	0-3	13-15, 11-15, 15-17
9/28	at Drake	W	3-1	16-14, 10-15, 15-2, 16-14
9/30	* Kansas	W	3-2	11-15, 15-5, 15-7, 15-17, 15-11
10/7	* Wichita State	W	3-0	15-8, 15-8, 15-8
10/10	* at Colorado	W	3-0	15-6, 15-13, 15-10
10/13	* at Nebraska	L	0-3	3-15, 5-15, 10-15
10/16	* Colorado	W	3-1	15-9, 15-9, 11-15, 15-9
10/17	* Iowa State	L	1-3	11-15, 16-14, 11-15, 10-15
10/20	* at Kansas	W	3-1	15-6, 15-10, 12-15, 15-12
10/22	* at Missouri	W	3-1	15-12, 15-12, 10-15, 15-12
10/29	* at Oklahoma	L	0-3	5-15, 9-15, 0-15
10/30	@ at Wichita State	W	3-1	15-7, 8-15, 15-11, 15-7
10/31	% Tulsa	W	3-0	15-7, 16-14, 15-4
10/31	% UMKC	W	FFT	
11/3	* Nebraska	L	1-3	7-15, 15-8, 7-15, 4-15
11/13	* Missouri	L	2-3	15-6, 15-8, 13-15, 5-15, 14-16
11/15	* Oklahoma	L	0-3	9-15, 6-15, 12-15
11/20	# Kansas	L	0-3	7-15, 16-14, 14-16, 15-7, 12-15

* Big Eight Conference matches; * 2 points allowed tied for third fewest in NCAA history; + neutral-site home match (Council Grove, Kan.); ! Colorado State Invitational (Fort Collins, Colo.); & Oral Roberts Invitational (Tulsa, Okla.); % Wichita State Invitational (Wichita, Kan.); # Big Eight Tournament (Salina, Kan.) 3-game matches: 5-7; 4-game matches: 10-2; 5-game matches: 1-2 One win by forfeit

1988

15-13 overall • 4-8 Big Eight (Fifth)

Home: 7-3 • Away: 7-8 • Neutral: 1-2

Head Coach: Scott Nelson

Assistant Coach: Michael Denardo

8/31	at UMKC	W	3-0	15-8, 15-3, 15-7
9/3	Oral Roberts	W	3-0	15-2, 15-6, 15-11
9/7	Montana State	W	3-1	12-15, 15-10, 15-5, 15-7
9/9	! at Northern Illinois	W	3-1	15-11, 15-12, 10-15, 15-13
9/10	! Mississippi	W	3-1	15-9, 10-15, 15-8, 15-8
9/10	! at Northern Illinois	W	3-0	15-10, 15-8, 15-8
9/13	Wichita State	W	3-2	12-15, 13-15, 15-6, 15-6, 15-3
9/20	UMKC	W	3-0	15-3, 15-5, 15-2
9/23	& Indiana	L	0-3	11-15, 9-15, 13-15
9/24	& at Nebraska	L	0-3	10-15, 10-15, 6-15
9/24	& Wyoming	L	1-3	9-15, 13-15, 15-6, 9-15
9/27	at Wichita State	L	0-3	14-16, 11-15, 12-15
9/30	* Iowa State	L	2-3	12-15, 16-14, 15-6, 16-18, 9-15
10/1	at Drake	L	2-3	8-15, 15-9, 15-13, 13-15, 12-15
10/5	at Nebraska	L	0-3	9-15, 11-15, 8-15
10/7	* Colorado	L	0-3	7-15, 13-15, 7-15
10/12	* at Missouri	L	1-3	9-15, 15-11, 14-16, 8-15
10/14	* Iowa State	W	3-1	17-15, 15-12, 13-15, 15-11
10/15	Drake	W	3-0	15-9, 15-8, 15-11
10/21	* at Oklahoma	L	2-3	15-13, 15-13, 10-15, 7-15, 12-15

10/22	at Tulsa	W	3-0	15-9, 15-3, 15-8
10/22	at Oral Roberts	W	3-0	15-2, 15-6, 15-11
10/25	* Kansas	W	3-0	15-4, 15-10, 15-9
11/4	* at Colorado	L	1-3	15-12, 4-15, 13-15, 8-15
11/11	* Missouri	W	3-1	4-15, 15-8, 15-13, 19-17
11/12	* Oklahoma	L	1-3	11-15, 5-15, 15-6, 6-15
11/17	* at Kansas	W	3-0	15-10, 15-6, 15-8
11/19	* Nebraska	L	0-3	11-15, 10-15, 10-15

* Big Eight Conference match; ! Northern Illinois Invitational (DeKalb, Ill.); & Nebraska Invitational (Lincoln, Neb.) 3-game matches: 9-6; 4-game matches: 5-4; 5-game matches: 1-3

1989

11-19 overall • 2-10 Big Eight (Sixth)

Home: 6-8 • Away: 4-8 • Neutral: 1-3

Head Coach: Scott Nelson

Assistant Coach: Michael Denardo

8/31	New Mexico	L	0-3	8-15, 13-15, 12-15
9/2	Tulsa	W	3-1	13-15, 15-8, 15-4, 15-11
9/7	Illinois-Chicago	W	3-1	11-15, 15-10, 15-7, 15-7
9/8	% Houston	L	1-3	11-15, 13-15, 15-11, 11-15
9/9	% Bowling Green	W	3-0	15-11, 17-15, 15-10
9/10	S.F. Austin State	W	3-0	15-6, 15-12, 16-14
9/14	at CS-Fullerton	L	0-3	11-15, 10-15, 8-15
9/15	! at Long Beach State	L	0-3	3-15, 5-15, 5-15
9/16	! Iowa	L	0-3	9-15, 7-15, 6-15
9/16	! UC-Santa Barbara	L	0-3	11-15, 7-15, 6-15
9/22	at Wichita State	L	0-3	12-15, 6-15, 10-15
9/26	UMKC	W	3-1	15-13, 12-15, 15-5, 15-9
9/29	* at Iowa State	L	1-3	10-15, 11-15, 15-11, 7-15
9/30	at Drake	W	3-1	15-10, 10-15, 15-4, 16-14
10/3	* at Nebraska	L	0-3	14-16, 6-15, 7-15
10/4	at Tulsa	W	3-0	15-10, 15-10, 15-3
10/5	* at Oklahoma	L	1-3	15-6, 10-15, 8-15, 4-15
10/10	* at Missouri	W	3-2	7-15, 8-15, 15-4, 15-10, 15-1
10/13	* Colorado	L	0-3	4-15, 6-15, 9-15
10/15	Drake	L	1-3	10-15, 13-15, 15-12, 11-15
10/20	* Iowa State	L	2-3	9-15, 15-12, 8-15, 15-11, 9-15
10/21	* Oklahoma	L	1-3	4-15, 7-15, 15-12, 6-15
10/24	Wichita State	W	3-2	17-15, 7-15, 13-15, 15-11, 15-9
10/25	at UMKC	W	3-1	14-16, 15-10, 15-13, 15-9
10/28	* Missouri	W	3-1	15-13, 15-8, 14-16, 15-9
10/31	* at Kansas	L	0-3	13-15, 10-15, 11-15
11/2	Eastern Illinois	L	1-3	7-15, 15-1, 6-15, 9-15
11/10	* at Colorado	L	0-3	3-15, 3-15, 7-15
11/15	* Kansas	L	1-3	7-15, 15-13, 13-15, 10-15
11/18	* Nebraska	L	0-3	7-15, 3-15, 6-15

* Big Eight Conference match; % Runza Invitational (Lincoln, Neb.); ! Long Beach State / Baden Invitational (Long Beach, Calif.) 3-game matches: 3-11; 4-game matches: 6-7; 5-game matches: 2-1

1990

11-15 overall • 3-9 Big Eight (Sixth)

Home: 5-5 • Away: 5-8 • Neutral: 1-2

Head Coach: Scott Nelson

Assistant Coach: Greg Lambert

9/1	Tulsa	W	3-0	15-12, 15-13, 15-3
9/2	Drake	W	3-1	11-15, 15-5, 15-8, 15-9
9/4	at UMKC	W	3-0	15-4, 15-9, 15-13
9/8	! Minnesota	L	1-3	15-8, 14-16, 6-15, 12-15
9/8	! at SW Missouri St.	L	0-3	3-15, 8-15, 4-15
9/14	% Toledo	W	3-0	15-13, 15-7, 15-12
9/15	% Butler	L	0-3	7-15, 13-15, 3-15
9/15	% at Ohio State	L	0-3	2-15, 8-15, 12-15
9/25	at Wichita State	L	0-3	6-15, 0-15, 15-10, 8-15
9/28	* Oklahoma	L	1-3	8-15, 15-3, 9-15, 11-15
10/5	* at Iowa State	L	2-3	4-15, 15-13, 6-15, 17-15, 7-15
10/6	at Drake	W	3-0	15-11, 15-11, 17-15
10/10	* Kansas	L	1-3	12-15, 13-15, 15-11, 12-15
10/12	UMKC	W	3-0	15-10, 15-3, 15-7
10/16	* at Nebraska	L	0-3	13-15, 3-15, 2-15
10/19	* Colorado	L	0-3	4-15, 9-15, 2-15
10/20	* Missouri	W	3-0	15-11, 15-8, 15-5
10/24	Wichita State	W	3-1	12-15, 15-11, 15-11, 15-13
10/26	at Tulsa	W	3-2	15-6, 13-15, 14-16, 15-10, 15-13
10/27	* at Oklahoma	W	3-1	15-6, 15-13, 8-15, 15-6
11/2	* Iowa State	L	0-3	10-15, 14-16, 12-15
11/7	* at Kansas	L	1-3	5-15, 15-13, 7-15, 7-15
11/10	* Nebraska	L	0-3	11-15, 9-15, 10-15
11/13	* at Missouri	W	3-2	15-4, 12-15, 10-15, 15-10, 15-9
11/16	* at Colorado	L	0-3	12-15, 2-15, 15-17
11/17	at Colorado State	L	0-3	4-15, 6-15, 7-15

* Big Eight Conference match; ! SMSU September Classic (Springfield, Mo.); % Buckeye Invitational (Columbus, Ohio) 3-game matches: 6-9; 4-game matches: 3-5; 5-game matches: 2-1

1991

10-19 overall • 1-11 Big Eight (T-Sixth)

Home: 5-8 • Away: 3-9 • Neutral: 2-2

Head Coach: Patti Hagemeyer

Assistant Coach: Sue Medley

8/30	Chicago State	W	3-0	15-1, 15-2, 15-2
8/31	Chicago State	W	3-0	15-1, 15-5, 15-2
9/4	at Northern Iowa	L	0-3	15-15, 5-15, 8-15
9/5	at Drake	W	3-2	12-15, 9-15, 15-13, 15-8, 15-11
9/7	Tulsa	W	3-1	15-10, 15-9, 7-15, 15-5
9/8	* Nebraska	L	0-3	5-15, 2-15, 10-15
9/12	Portland	L	0-3	11-15, 2-15, 10-15
9/13	! UCLA	L	1-3	6-15, 4-15, 16-14, 4-15
9/14	! at Nebraska	L	0-3	7-15, 7-15, 6-15
9/14	! Wyoming	L	0-3	8-15, 9-15, 4-15
9/17	Wichita State	L	1-3	12-15, 15-10, 7-15, 14-16
9/23	at UMKC	W	3-0	15-6, 15-4, 15-12

9/26	at Tulsa	L	0-3	7-15, 11-15, 5-15
9/27	* at Oklahoma	L	0-3	7-15, 13-15, 13-15
10/4	* Iowa State	L	0-3	4-15, 6-15, 7-15
10/5	UMKC	W	3-0	15-12, 15-0, 15-6
10/9	* at Kansas	L	2-3	8-15, 15-13, 15-17, 17-15, 10-15
10/11	% Washburn	W	3-1	15-12, 9-15, 15-4, 15-8
10/12	% St. Francis	W	3-0	15-8, 15-8, 15-12
10/12	% at Wichita State	L	0-3	12-15, 7-15, 11-15
10/14	Drake	W	3-2	15-9, 15-4, 10-15, 6-15, 15-8
10/19	* Colorado	L	0-3	11-15, 5-15, 2-15
10/22	* at Nebraska	L	0-3	3-15, 9-15, 7-15
10/24	* at Missouri	W	3-1	8-15, 15-11, 15-3, 15-8
10/26	* Oklahoma	L	1-3	5-15, 15-9, 11-15, 11-15
11/2	* at Iowa State	L	0-3	7-15, 5-15, 8-15
11/6	* Kansas	L	1-3	8-15, 4-15, 16-14, 5-15
11/16	* Missouri	L	2-3	15-11, 14-16, 16-14, 9-15, 10-15



ALL-TIME RESULTS

1994

14-13 overall • 3-9 Big Eight (Sixth)

Home: 7-4 • Away: 2-7 • Neutral: 5-2

Head Coach: Jim Moore

Assistant Coach: Stacy Metro

9/2	! OHIO	W	3-2	11-15, 15-13, 15-6, 6-15, 15-8
9/3	! S.F. AUSTIN ST.	W	3-0	15-11, 15-6, 15-11
9/3	! NEW ORLEANS	W	3-1	15-12, 12-15, 16-14, 15-5
9/9	# CS-Fullerton	W	3-1	15-4, 15-9, 10-15, 15-8
9/9	* at #22 Oregon St	L	0-3	4-15, 7-15, 1-15
9/10	* Portland	W	3-0	15-9, 15-12, 15-11
9/10	* E. Washington	W	3-2	15-13, 5-15, 15-5, 8-15, 15-2
9/18	UMKC	W	3-0	15-4, 15-7, 15-10
9/24	% Virginia Tech	W	3-0	15-11, 15-12, 15-7
9/24	% Oral Roberts	L	0-3	8-15, 4-15, 12-15
9/28	WICHITA STATE	W	3-0	15-13, 18-16, 15-9
10/1	* at #19 Colorado	L	0-3	6-15, 9-15, 6-15
10/2	vs. North Carolina	L	2-3	9-15, 6-15, 15-10, 15-12, 11-15
10/5	* KANSAS	W	3-0	15-11, 15-12, 15-1
10/8	* at Missouri	W	3-1	15-17, 15-7, 15-10, 15-7
10/12	! NEBRASKA	L	1-3	15-12, 2-15, 5-15, 6-15
10/15	vs. Creighton	W	3-0	15-7, 16-14, 15-2
10/15	* at Wichita State	L	1-3	13-15, 13-15, 15-11, 14-16
10/19	* at Iowa State	L	0-3	4-15, 8-15, 7-15
10/22	* OKLAHOMA	L	2-3	15-11, 5-15, 17-15, 9-15, 12-15
10/26	at UMKC	W	3-0	15-12, 15-9, 15-0
10/29	* MISSOURI	W	3-1	15-9, 10-15, 15-7, 15-12
11/2	* at #2 Nebraska	L	0-3	8-15, 11-15, 3-15
11/9	* at Iowa State	L	0-3	10-15, 7-15, 12-15
11/12	* at Oklahoma	L	0-3	12-15, 5-15, 8-15
11/16	* at Kansas	L	2-3	15-8, 2-15, 15-2, 8-15, 13-15
11/19	* #13 COLORADO	L	0-3	8-15, 10-15, 12-15

* Big Eight Conference match; ! KSU Invitational (Manhattan, Kan.); % NIKE / Sizzler Showcase (Corvallis, Ore.); % UTA / Comfort Inn Classic (Arlington, Texas)

3-game matches: 8-8; 4-game matches: 4-2; 5-game matches: 2-3

1995

21-12 overall • 5-7 Big Eight (Fifth)

Home: 10-3 • Away: 3-7 • Neutral: 8-2

NIVC Tournament Second Round

Head Coach: Jim Moore

Assistant Coaches: Stacy Metro & Jeff Reavis

9/1	at Long Beach State	L	1-3	15-10, 8-15, 5-15, 10-15
9/2	vs. Utah State	W	3-0	15-4, 15-11, 15-5
9/8	% Wisconsin	W	3-2	15-8, 4-15, 15-13, 12-15, 17-15
9/9	% Purdue	W	3-0	15-8, 16-14, 15-12
9/15	% Arkansas State	W	3-1	13-15, 15-7, 15-10, 15-8
9/15	% SE Louisiana	W	3-1	15-11, 11-15, 15-8, 15-9
9/16	% Southern Miss	W	3-0	15-8, 15-12, 15-10
9/16	% at S. F. Austin	L	1-3	10-15, 15-11, 14-16, 4-15
9/22	! NE ILLINOIS	W	3-0	15-0, 15-4, 15-5
9/22	! WICHITA STATE	W	3-0	15-6, 15-12, 15-6
9/23	! CREIGHTON	W	3-1	9-15, 15-1, 15-8, 15-5
9/23	! RICE	W	3-1	15-1, 15-13, 10-15, 15-5
9/27	UMKC	W	3-0	15-6, 15-3, 15-2
9/28	VALPARAISO	W	3-1	15-5, 17-19, 15-12, 15-3
9/30	* #16 COLORADO	W	3-1	15-10, 15-11, 10-15, 15-4
10/4	* IOWA STATE	L	2-3	15-5, 9-15, 15-12, 14-16, 12-15
10/7	* at Oklahoma	L	1-3	5-15, 8-15, 15-9, 14-16
10/11	* #1 NEBRASKA	L	0-3	4-15, 6-15, 8-15
10/14	* at Kansas	W	3-0	15-12, 15-11, 15-12
10/18	at Wichita State	W	3-1	16-14, 15-8, 12-15, 15-5
10/21	* MISSOURI	W	3-0	15-7, 15-5, 15-5
10/25	* at Iowa State	L	2-3	15-5, 10-15, 15-12, 10-15, 13-15
10/28	* OKLAHOMA	L	0-3	5-15, 10-15, 8-15
11/1	* at #1 Nebraska	L	0-3	4-15, 9-15, 5-15
11/4	ORAL ROBERTS	W	3-2	15-9, 9-15, 15-12, 4-15, 15-12
11/8	* KANSAS	W	3-0	15-12, 15-9, 15-5
11/12	* at Missouri	W	3-0	15-4, 15-7, 15-9
11/15	at Oral Roberts	L	0-3	11-15, 10-15, 7-15
11/18	* at Colorado	L	0-3	12-15, 8-15, 6-15
12/1	% Pepperdine	L	1-3	7-15, 6-15, 15-7, 11-15
12/1	% Drake	W	3-1	15-9, 9-15, 15-12, 15-8
12/2	% Rice	W	3-1	7-15, 15-8, 15-11, 15-11
12/2	% Rhode Island	L	2-3	15-10, 6-15, 15-9, 15-2, 13-15

* Big Eight Conference match; # First Tier Challenge (Lincoln, Neb.); % Stephen F. Austin Invitational (Nacogdoches, Texas); ! KSU Invitational (Manhattan, Kan.); % NIVC Championships (Kansas City, Mo.)

3-game matches: 10-5; 4-game matches: 9-4; 5-game matches: 2-3

1996

26-9 overall • 13-7 Big 12 (T-Fourth)

Home: 12-3 • Away: 8-5 • Neutral: 6-1

NCAA Tournament Second Round

Final National Ranking: 24th (AVCA)

Head Coach: Jim Moore

Assistant Coaches: Stacy Metro & Molly Mooney

8/30	* SW Missouri State	W	3-0	15-8, 15-9, 15-11
8/30	# at Northwestern	W	3-1	15-13, 16-14, 15-6, 15-10
8/31	% Rice	W	3-1	15-6, 11-15, 15-12, 15-13
8/31	* N.C. State	W	3-1	14-16, 15-13, 15-12, 15-7
9/6	% at Rice	W	3-0	15-7, 15-6, 15-13
9/7	% Ohio State	L	0-3	9-15, 9-15, 12-15
9/7	% Oregon	W	3-0	15-9, 15-13, 15-3
9/13	! UMKC	W	3-0	15-6, 15-1, 15-5
9/13	! SOUTH CAROLINA	W	3-0	15-7, 15-7, 15-5
9/14	! E. MICHIGAN	W	3-0	15-2, 15-5, 15-10
9/14	! BOISE STATE	W	3-0	15-9, 15-5, 15-1
9/20	* #21 Colorado State	W	3-0	15-2, 15-5, 15-6
9/21	* Iowa	W	3-0	15-6, 15-11, 15-11
9/27	* at Colorado	W	3-2	15-10, 4-15, 10-15, 15-10, 15-9
9/28	* at #7 Nebraska	L	2-3	15-9, 5-15, 15-9, 4-15, 11-15
10/2	* KANSAS	W	3-0	15-13, 15-7, 15-2

10/4	* OKLAHOMA	W	3-0	15-5, 15-8, 15-11
10/11	* at Baylor	W	3-1	15-13, 15-8, 7-15, 15-1
10/12	* at #25 Texas Tech	L	2-3	12-15, 11-15, 15-4, 15-4, 9-15
10/18	* IOWA STATE	W	3-0	15-8, 15-12, 15-10
10/19	* MISSOURI	W	3-0	15-5, 15-8, 15-4
10/25	* at #10 Texas A&M	L	0-3	11-15, 2-15, 13-15
10/26	* at #9 Texas	L	0-3	4-15, 8-15, 11-15
11/1	* #19 TEXAS TECH	W	3-2	12-15, 15-7, 14-16, 15-6, 15-4
11/2	* BAYLOR	W	3-1	15-10, 15-10, 14-16, 15-6
11/6	* at Kansas	W	3-1	15-7, 10-15, 15-4, 15-5
11/9	* at Oklahoma	W	3-0	15-7, 15-9, 15-10
11/15	* #5 NEBRASKA	L	1-3	12-15, 12-15, 15-7, 12-15
11/16	* COLORADO	L	1-3	14-16, 15-13, 3-15, 7-15
11/22	* #8 TEXAS	L	0-3	8-15, 2-15, 13-15
11/23	* #14 TEXAS A&M	W	3-1	15-1, 14-16, 15-6, 15-3
11/29	at Missouri	W	3-0	15-10, 15-5, 15-7
11/30	at Iowa State	W	3-0	15-12, 15-2, 15-11
12/4	% CS Northridge	W	3-1	15-12, 14-16, 15-11, 15-13
12/8	* at Washington State	L	0-3	6-15, 14-16, 12-15

* Big 12 Conference match; # Evanston / Holiday Inn Volleyball Challenge (Evanston, Ill.); % Harvey Suites / Rice Invitational (Houston, Texas); ! Commerce Bank / Wildcat Invitational (Manhattan, Kan.); ^ FirstBank Invitational (Lincoln, Neb.); % NCAA Tournament First Round (Manhattan, Kan.); & NCAA Tournament Second Round (Pullman, Wash.)

3-game matches: 16-5; 4-game matches: 8-2; 5-game matches: 2-2

1997

20-13 overall • 11-9 Big 12 (Sixth)

Home: 10-4 • Away: 6-7 • Neutral: 4-2

NCAA Tournament First Round

Head Coach: Jim McLaughlin

Assistant Coaches: Jeff Grove & Suzie Wiemers

8/29	@ Illinois State	W	3-1	15-10, 15-10, 15-17, 15-11
8/30	@ San Francisco	W	3-0	15-8, 15-7, 15-2
8/31	@ at #11 Hawaii	L	0-3	5-15, 3-15, 8-15
9/3	UT-ARLINGTON	W	3-0	15-7, 15-4, 15-8
9/10	WICHITA STATE	W	3-0	15-0, 15-12, 15-3
9/12	! Eastern Washington	W	3-0	15-6, 16-14, 15-10
9/13	! at Boise State	W	3-0	15-13, 16-14, 15-9
9/16	SW MISSOURI ST.	W	3-1	15-5, 10-15, 15-5, 15-12
9/19	% at #23 Maryland	L	1-3	7-15, 15-7, 0-15, 5-15
9/19	% George Mason	W	3-0	15-13, 15-11, 15-10
9/20	% South Carolina	L	2-3	8-15, 15-3, 15-13, 13-15, 11-15
9/26	* #24 COLORADO	L	1-3	12-15, 15-8, 12-15, 12-15
9/27	* #5 NEBRASKA	L	1-3	16-14, 7-15, 7-15, 11-15
10/1	* at Kansas	W	3-0	15-12, 15-10, 15-0
10/4	* at Oklahoma	L	2-3	10-15, 15-13, 12-15, 15-13, 13-15
10/10	* BAYLOR	W	3-0	15-8, 15-11, 15-9
10/11	* TEXAS TECH	W	3-1	15-8, 15-10, 12-15, 15-10
10/17	* at Iowa State	W	3-0	15-7, 15-7, 15-6
10/18	* at Missouri	W	3-0	15-7, 16-14, 15-8
10/20	DRAKE	W	3-0	15-11, 15-6, 15-7
10/24	* #12 TEXAS A&M	W	3-0	15-6, 15-2, 15-2
10/25	* #9 TEXAS	L	0-3	13-15, 11-15, 8-15
10/31	* at Texas Tech	W	3-1	5-15, 15-5, 15-7, 16-14
11/1	* at Baylor	W	3-1	15-13, 11-15, 15-12, 15-9
11/5	* KANSAS	W	3-2	15-3, 15-17, 15-7, 9-15, 15-13
11/7	* OKLAHOMA	L	2-3	11-15, 15-13, 19-17, 6-15, 7-15
11/14	* at #11 Nebraska	L	0-3	11-15, 4-15, 14-16
11/15	* at #22 Colorado	L	0-3	9-15, 3-15, 14-16
11/21	* at #10 Texas	L	0-3	6-15, 10-15, 7-15
11/22	* at #18 Texas A&M	L	1-3	15-13, 0-15, 2-15, 10-15
11/29	* MISSOURI	W	3-0	15-8, 15-6, 15-6
12/8	* IOWA STATE	W	3-0	15-4, 15-3, 15-8
12/4	% at #22 San Diego	L	1-3	15-11, 10-15, 7-15, 6-15

@ Aston's Imua Rainbow Wahine Challenge (Honolulu, Hawaii); ! Boise State Triangular (Boise, Idaho); % Ramada New Carrollton Challenge (College Park, Md.); % NCAA Tournament; Southern California (Los Angeles, Calif.)

3-game matches: 14-5; 4-game matches: 5-5; 5-game matches: 1-3

1998

19-12 overall • 12-8 Big 12 (Fifth)

Home: 10-3 • Away: 5-8 • Neutral: 4-1

NCAA Tournament Second Round

Final National Ranking: 23rd (AVCA)

Head Coach: Jim McLaughlin

Assistant Coaches: Jeff Grove & Suzie Wiemers

9/2	DRAKE	W	3-0	15-7, 15-2, 15-4
9/7	UMKC	W	3-0	15-7, 15-10, 15-4
9/11	% Pittsburgh	W	3-0	15-3, 15-10, 15-9
9/12	% Northwestern	L	2-3	15-9, 3-15, 15-1, 6-15, 12-15
9/12	% at #11 Florida	L	1-3	10-15, 7-15, 15-13, 10-15
9/15	WICHITA STATE	W	3-0	15-8, 15-6, 15-2
9/17	* at #16 Arkansas	L	0-3	6-15, 16-18, 7-15
9/18	% Miami (Ohio)	W	3-0	15-7, 15-8, 15-10
9/19	* #22 Illinois	W	3-2	10-15, 15-3, 15-13, 16-18, 16-14
9/25	* OKLAHOMA	W	3-0	15-7, 15-10, 15-9
9/26	* KANSAS	W	3-1	14-16, 15-3, 15-5, 15-10
10/2	* at #13 Texas	L	1-3	15-9, 9-15, 13-15, 11-15
10/3	* at #17 Texas A&M	L	0-3	13-15, 9-15, 10-15
10/9	* at Iowa State	W	3-0	15-2, 15-1, 15-10
10/10	* at Missouri	W	3-0	15-13, 15-8, 15-4
10/16	* BAYLOR	W	3-0	15-10, 15-7, 15-13
10/17	* TEXAS TECH	W	3-0	15-8, 15-12, 17-15
10/23	* #12 TEXAS	L	1-3	9-15, 7-15, 15-13, 14-16
10/24	* #15 TEXAS A&M	W	3-1	8-15, 15-8, 15-10, 15-7
10/30	* at Kansas	W	3-0	15-13, 15-12, 15-4
10/31	* at Oklahoma	L	1-3	13-15, 9-15, 15-4, 14-16
11/6	* at #3 Nebraska	L	0-3	8-15, 10-15, 14-16
11/7	* at #13 Colorado	W	3-1	15-11, 15-11, 14-16, 15-9
11/14	* MISSOURI	W	3-1	10-15, 15-12, 15-13, 15-8
11/14	* IOWA STATE	W	3-0	15-9, 15-1, 15-4
11/20	* at #24 Texas Tech	L	1-3	10-15, 9-15, 11-15, 12-15
11/21	* at Baylor	W	3-2	10-15, 13-15, 15-13, 15-10, 15-13
11/27	* #17 COLORADO	L	1-3	15-15, 15-9, 14-16, 8-15

11/28	* #3 NEBRASKA	L	0-3	3-15, 12-15, 7-15
12/4	% Georgetown	W	3-0	15-9, 15-6, 15-7
12/5	% at #7 BYU	L	0-3	6-15, 10-15, 15-17

% Florida SunTrust Invitational (Gainesville, Fla.); & Bank of Fayetteville Classic (Fayetteville, Ark.); \$ NCAA Tournament; Brigham Young (Provo, Utah)

3-game matches: 13-5; 4-game matches: 4-6; 5-game matches: 2-1

1999

21-9 overall • 14-6 Big 12 (Fourth)

Home: 8-3 • Away: 8-6 • Neutral: 5-0

NCAA Tournament Second Round



ALL-TIME RESULTS

2001 20-8 overall • 15-5 Big 12 (Third) Home: 13-2 • Away: 6-5 • Neutral: 1-1 NCAA Tournament Second Round Final National Ranking: 18th (AVCA) Head Coach: Suzie Fritz Associate Head Coach: Jason Watson Assistant Coach: Justin Ingram

8/31	! at #5 Hawai'i	L	2-3	30-19, 30-26, 24-30, 25-30, 8-15
9/1	! #7 UCLA	L	1-3	25-30, 30-25, 25-30, 16-30
9/2	! Michigan	W	3-0	30-25, 30-22, 30-21
9/7	@ ARKANSAS	W	3-1	30-25, 22-30, 30-19, 30-27
9/8	@ HOUSTON	W	3-1	23-30, 30-24, 30-20, 30-24
9/9	@ WASHINGTON ST.W	W	3-0	30-27, 30-15, 30-21
9/19	* OKLAHOMA	W	3-0	30-13, 30-16, 30-23
9/22	* at Texas Tech	L	1-3	30-28, 22-30, 21-30, 29-31
9/26	* [RV] MISSOURI	W	3-2	30-22, 19-30, 30-25, 23-30, 15-13
9/29	* #23 Texas	W	3-1	30-28, 25-30, 30-26, 34-32
10/1	* #1 NEBRASKA	L	0-3	28-30, 27-30, 20-30
10/3	* KANSAS	W	3-0	30-27, 30-21, 30-27
10/6	* at [RV] Colorado	L	1-3	20-30, 30-27, 28-30, 29-31
10/10	* at Iowa State	W	3-0	30-16, 27-30, 30-24, 30-26
10/13	* BAYLOR	W	3-2	30-15, 30-23, 22-30, 26-30, 15-11
10/19	* at Oklahoma	W	3-0	30-22, 30-18, 30-17
10/22	* at #14 Texas A&M	L	1-3	28-30, 30-22, 32-34, 25-30
10/24	* TEXAS TECH	W	3-1	30-19, 30-22, 18-30, 30-25
10/27	* at #2 Nebraska	L	0-3	24-30, 13-30, 23-30
10/31	* at Kansas	W	3-0	30-18, 30-21, 30-23
11/3	* IOWA STATE	W	3-0	30-16, 30-26, 30-16
11/7	* at Texas	W	3-1	30-22, 30-13, 27-30, 30-26
11/10	* #21 COLORADO	W	3-1	27-30, 30-25, 30-26, 30-18
11/14	* at Baylor	W	3-0	30-25, 34-32, 30-27
11/17	* #15 TEXAS A&M	W	3-2	33-31, 31-29, 18-30, 26-30, 15-10
11/21	* at [RV] Missouri	W	3-0	30-26, 30-23, 30-19
11/30	* ARKANSAS	W	3-2	30-15, 18-30, 27-30, 30-18, 15-8
12/1	* #3 NEBRASKA	L	1-3	25-30, 30-28, 26-30, 19-30

* Big 12 Conference match; ! Hawaiian Airlines Wahine Classic (Honolulu, Hawai'i); @ K-State Wildcat Classic (Manhattan, Kan.); \$ NCAA Tournament; Kansas State (Manhattan, Kan.)
3-game matches: 9-2; 4-game matches: 7-5; 5-game matches: 4-1

2002 21-9 overall • 16-4 Big 12 (Second) Home: 11-3 • Away: 8-4 • Neutral: 2-2 NCAA Tournament Second Round Final National Ranking: 22nd (AVCA) Head Coach: Suzie Fritz Assistant Coaches: Jeff Grove & Justin Ingram

8/30	! at #18 Colorado State	L	2-3	30-26, 25-30, 24-30, 30-26, 10-15
8/31	! vs. Connecticut	W	3-0	30-22, 30-20, 30-22
8/31	! vs. Western Michigan	W	3-0	30-26, 30-24, 30-27
9/3	WICHITA STATE	W	3-0	30-20, 30-14, 30-21
9/8	ARKANSAS STATE	W	3-0	30-15, 30-21, 30-23
9/13	\$ at South Florida	L	1-3	30-24, 25-30, 24-30, 28-30
9/14	\$ vs. Michigan State	L	1-3	29-31, 25-30, 30-22, 27-30
9/14	\$ vs. Georgia Tech	L	1-3	30-28, 24-30, 26-30, 26-30
9/18	* #5 NEBRASKA	L	0-3	25-30, 16-30, 27-30
9/21	* at Baylor	W	3-0	30-17, 30-22, 30-23
9/25	* at Iowa State	W	3-0	30-25, 30-24, 31-29
9/28	* TEXAS	L	0-3	27-30, 26-30, 16-30
10/2	* TEXAS TECH	W	3-2	30-20, 28-30, 30-18, 28-30, 15-12
10/9	* at Oklahoma	W	3-0	30-20, 30-20, 30-19
10/12	* COLORADO	W	3-1	30-23, 30-24, 17-30, 30-23
10/16	* at Kansas	W	3-0	30-27, 30-25, 30-22
10/19	* TEXAS A&M	W	3-0	30-21, 30-21, 32-30
10/23	* #19 MISSOURI	W	3-0	31-29, 30-27, 39-37
10/26	* at Colorado	W	3-0	30-22, 31-19, 33-31
10/30	* at Texas Tech	W	3-2	30-27, 31-33, 30-22, 21-30, 15-13
11/2	* IOWA STATE	W	3-0	30-12, 30-19, 30-20
11/6	* at #20 Missouri	W	3-0	26-30, 30-24, 30-28
11/9	* BAYLOR	W	3-0	30-25, 30-15, 30-16
11/17	* at Texas A&M	W	3-0	30-21, 30-23, 30-26
11/20	* #19 OKLAHOMA	W	3-0	30-20, 30-25, 30-23
11/23	* at Texas	L	1-3	30-24, 20-30, 22-30, 25-30
11/27	* KANSAS	W	3-0	30-27, 30-27, 30-14
11/30	* at #5 Nebraska	L	0-3	20-30, 21-30, 19-30
12/5	* Michigan	W	3-0	30-26, 30-25, 35-33
12/6	* #11 Washington State	L	1-3	30-32, 30-21, 22-30, 29-31

* Big 12 Conference match; ! University Park Holiday Inn Classic (Ft. Collins, Colo.); \$ South Florida Adidas Invitational (Tampa, Fla.); % NCAA Tournament; Kansas State (Manhattan, Kan.)
3-game matches: 18-3; 4-game matches: 1-5; 5-game matches: 2-1

2003 30-5 overall • 18-2 Big 12 (First) Home: 16-0 • Away: 10-3 • Neutral: 4-2 NCAA Tournament Regional Semifinal Final National Ranking: 11th (AVCA) Head Coach: Suzie Fritz Assistant Coaches: Jeff Grove & Justin Ingram

8/22	! at #2 Hawaii	L	0-3	26-30, 23-30, 23-30
8/23	! vs #3 Florida	L	1-3	16-30, 26-30, 31-29, 22-30
8/29	@ at Florida State	W	3-0	30-19, 30-24, 30-20
8/29	@ vs Michigan	W	3-0	30-22, 30-25, 30-17
8/30	@ vs Florida Atlantic	W	3-1	30-17, 30-27, 27-30, 30-21
9/5	\$ at Montana State	W	3-1	26-30, 30-22, 30-18, 30-28
9/6	\$ vs Alabama	W	3-0	30-21, 30-25, 30-22
9/6	\$ vs Utah State	W	3-1	30-22, 30-26, 20-30, 30-28
9/9	UMKC	W	3-0	30-9, 30-12, 30-14
9/12	%USF	W	3-0	30-15, 30-18, 30-21
9/13	%LSU	W	3-0	30-15, 30-14, 30-14
9/13	%COLORADO STATE	W	3-0	30-25, 30-25, 33-31
9/17	* KANSAS	W	3-0	30-20, 30-24, 30-22
9/20	* at Texas Tech	W	3-0	30-28, 30-24, 30-23

9/24	* at Baylor	L	1-3	23-30, 30-11, 24-30, 28-30
9/27	* OKLAHOMA	W	3-0	30-14, 30-27, 30-18
10/4	* at #22 Texas A&M	W	3-1	30-28, 30-28, 19-30, 30-21
10/8	* MISSOURI	W	3-2	30-23, 28-30, 30-28, 28-30, 15-10
10/11	* at #10 Nebraska	W	3-2	30-22, 30-26, 19-30, 23-30, 15-8
10/15	* TEXAS	W	3-2	19-30, 30-24, 20-30, 30-25, 16-14
10/18	* COLORADO	W	3-0	30-25, 30-21, 30-17
10/22	* at Iowa State	W	3-1	25-30, 30-20, 30-20, 30-19
10/25	* BAYLOR	W	3-0	30-21, 30-17, 30-24
10/29	* at Kansas	W	3-2	28-30, 28-30, 30-27, 20-22, 15-10
11/1	* at Colorado	W	3-1	30-24, 20-30, 30-26, 30-22
11/5	* IOWA STATE	W	3-0	30-18, 30-16, 30-17
11/12	* at Missouri	W	3-2	27-30, 19-30, 31-29, 30-20, 15-9
11/15	* #10 NEBRASKA	W	3-1	30-28, 29-31, 30-26, 30-25
11/19	* at Oklahoma	W	3-0	30-15, 30-22, 30-24
11/22	* TEXAS TECH	W	3-0	30-20, 30-28, 30-21
11/26	* #24 TEXAS A&M	W	3-0	30-22, 30-23, 30-19
11/29	* at Texas	L	1-3	33-35, 28-30, 30-23, 25-30
12/5	* OHIO	W	3-0	30-17, 30-18, 31-29
12/6	* ARKANSAS	W	3-0	30-26, 30-27, 30-21
12/12	>vs #11 Penn State	L	1-3	30-21, 27-30, 21-30, 29-31

* Big 12 Conference Match; ! NACWAA State Farm Classic, Honolulu, Hawaii; @ Florida State Invitational, Tallahassee, Fla.; \$ Mizuno/Holiday Inn Classic, Bozeman, Mont.; % Wildcat Classic, Manhattan, Kan.; ^ NCAA First and Second Rounds, Manhattan, Kan.; > NCAA Sweet 16, Gainesville, Fla.
3-game matches: 18-1; 4-game matches: 7-4; 5-game matches: 5-0

2004 20-11 overall • 13-7 Big 12 (Fifth) Home: 10-3 • Away: 7-6 • Neutral: 3-2 NCAA Tournament Second Round Final National Ranking: 23rd (AVCA) Head Coach: Suzie Fritz Associate Head Coach: Jeff Grove Assistant Coach: Justin Ingram

9/1	ORAL ROBERTS	W	3-0	30-28, 30-23, 30-21
9/3	% vs Maryland	W	3-0	30-28, 30-20, 30-25
9/3	% vs Cal	L	0-3	21-30, 29-31, 23-30
9/4	% at Houston	W	3-2	30-22, 25-30, 24-30, 30-25, 15-10
9/7	WICHITA STATE	W	3-1	30-27, 33-35, 30-23, 30-21
9/9	^ vs #4 Florida	L	2-3	30-15, 19-30, 30-26, 27-30, 13-15
9/10	^ at #5 Minnesota	L	2-3	28-30, 30-26, 30-26, 27-30, 13-15
9/11	^ vs Northern Iowa	W	3-0	30-27, 30-23, 30-23
9/15	* at Colorado	L	0-3	23-30, 28-30, 26-30
9/16	NORTH DAKOTA ST.W	W	3-0	30-16, 30-16, 30-22
9/22	* #11 TEXAS A&M	W	3-0	30-22, 30-22, 30-20
9/25	* at Missouri	W	3-0	30-26, 35-33, 30-24
9/29	* at Oklahoma	W	3-1	30-22, 30-20, 27-30, 30-22
10/2	* IOWA STATE	W	3-2	30-22, 37-39, 30-32, 30-13, 15-9
10/6	* at Kansas	W	3-2	30-19, 23-30, 30-25, 22-30, 15-12
10/9	* #11 TEXAS	L	0-3	24-30, 30-32, 23-30
10/13	* #4 NEBRASKA	L	1-3	30-28, 21-30, 25-30, 23-30
10/16	* at Texas Tech	W	3-0	30-28, 30-16, 30-24
10/20	* BAYLOR	W	3-0	30-22, 30-21, 30-26
10/23	* at #10 Texas	L	0-3	27-30, 25-30, 23-30
10/30	* KANSAS	W	3-0	30-20, 30-19, 30-28
11/3	* at Iowa State	W	3-1	30-26, 25-30, 30-20, 30-25
11/6	* at #3 Nebraska	L	0-3	27-30, 24-30, 13-30
11/10	* COLORADO	W	3-1	30-21, 30-11, 27-30, 30-19
11/13	* at Baylor	W	3-2	25-30, 30-22, 30-21, 28-30, 15-10
11/17	* OKLAHOMA	W	3-0	30-17, 30-16, 30-22
11/20	* TEXAS TECH	L	2-3	30-27, 30-24, 28-30, 25-30, 12-15
11/24	* at #18 Texas A&M	L	1-3	27-30, 27-30, 30-27, 28-30
11/27	* #24 MISSOURI	W	3-0	30-28, 30-25, 30-22
12/2	\$ vs CS Northridge	W	3-0	30-20, 30-23, 30-25
12/3	\$ at #8 USC	L	0-3	19-30, 25-30, 19-30

% - Houston Tournament (Houston, Texas); ^ - Diet Coke Invitational (Minneapolis, Minn.); * - Big 12 Conference opponent; \$ - NCAA A Tour-nament First and Second Round; USC (Los Angeles, Calif.)
3-game matches: 12-6; 4-game matches: 4-2; 5-game matches: 4-3

2005 21-11 overall • 11-9 Big 12 (Fourth) Home: 10-5 • Away: 7-6 • Neutral: 4-0 NCAA Tournament Second Round Final National Ranking: 24th (AVCA) Head Coach: Suzie Fritz Associate Head Coach: Jeff Grove Assistant Coach: Justin Ingram

8/26	% vs. Arkansas-LR	W	3-0	30-22, 30-27, 30-15
8/27	% vs. Saint Louis	W	3-0	30-22, 30-18, 30-21
8/27	% at Missouri State	W	3-0	30-26, 35-33, 30-28
9/2	^ vs. Utah State	W	3-2	30-28, 24-30, 31-29, 28-30, 15-8
9/2	^ at Arkansas	W	3-2	22-30, 30-27, 26-30, 30-28, 15-13
9/6	CREIGHTON	W	3-0	30-16, 30-27, 30-23
9/9	> FLORIDA STATE	W	3-0	30-24, 30-17, 30-22
9/10	> HOUSTON	W	3-1	28-30, 30-26, 30-22, 30-22
9/10	>#5 MINNESOTA	L	1-3	25-30, 22-30, 30-26, 25-30
9/14	* at Oklahoma	W	3-0	30-22, 30-28, 30-26
9/17	* TEXAS TECH	W	3-0	30-17, 30-18, 30-27
9/21	SOUTH DAKOTA ST.W	W	3-0	30-18, 30-17, 30-26
9/24	* at #8 Missouri	L	0-3	19-30, 20-30, 26-30
9/28	* #22 TEXAS	L	0-3	23-30, 23-30, 28-30
10/1	* #23 TEXAS A&M	W	3-0	30-16, 30-21, 30-22
10/5	* at Kansas	W	3-0	30-25, 30-24, 30-23
10/8	* IOWA STATE	W	3-0	30-27, 30-19, 30-23
10/12	* at Colorado	L	2-3	14-30, 25-30, 30-25, 30-28, 15-15
10/15	* at Baylor	W	3-2	23-30, 21-30, 30-27, 20-15, 11-1
10/19	* #1 NEBRASKA	L	0-3	20-30, 17-30, 18-30
10/22	* at #16 Texas	L	1-3	25-30, 30-24, 27-30, 21-30
10/26	* #8 MISSOURI	L	2-3	30-28, 30-26, 23-30, 25-30, 11-15
11/2	* at Iowa State	W	3-2	26-30, 30-27, 26-30, 30-24, 15-12
11/5	* KANSAS	L	1-3	28-30, 30-24, 21-30, 25-30
11/9	* at Texas Tech	W	3-1	30-21, 25-30, 30-21, 30-17
11/12	* at Texas A&M	L	2-3	28-23, 30-30, 18-20, 30, 3-15

11/16	*COLORADO	W	3-2	19-30, 30-21, 28-30, 30-23, 18-16
11/19	* at #1 Nebraska	L	1-3	16-30, 34-32, 15-30, 26-30
11/23	*BAYLOR	W	3-0	30-24, 30-22, 30-27
11/26	*OKLAHOMA	W	3-0	30-17, 30-25, 30-28
12/1	\$ Florida A&M	W	3-1	27-30, 30-14, 30-27, 30-28
12/2	\$ at #4 Florida	L	0-3	21-30, 29-31, 25-30

% - Missouri State Invitational (Springfield, Mo.); ^ - Arkansas Invitational (Fayetteville, Ark.); > - Varney's Kansas State Invitational (Manhattan, Kan.); * - Big 12 Conference opponent; \$ - NCAA Tourna-ment First and Second Round; Florida (Gainesville, Fla.)
3-game matches: 13-4; 4-game matches: 3-4; 5-game matches: 5-3

2006 12-18 overall • 4-16 Big 12 (10th) Home: 7-7 • Away: 3-9 • Neutral: 2-2 Final National Ranking: N/A Head Coach: Suzie Fritz Associate Head Coach: Jeff Grove Assistant Coach: Justin Ingram

8/25	% at Fresno State	W	3-1	30-27, 24-30, 31-29, 30-24
8/26	% vs. #6 Santa Clara	L	0-3	23-30, 30-32, 23-30
8/27	% vs. Pacific	W	3-0	30-21, 30-20, 30-24
9/1	> LIPSCOMB	W	3-0	30-13, 30-19, 30-10
9/1	> WICHITA STATE	W	3-0	30-21, 30-28, 32-30
9/2	> MONTANA STATE	W	3-1	22-30, 30-25, 30-14, 30-7
9/6	DRAKE	W	3-0	30-22, 30-21, 30-18
9/8	^ at Northern Iowa	W	3-1	30-27, 30-27, 28-30, 31-29
9/9	^ vs. #23 Notre Dame	W	3-0	30-24, 30-21, 30-28
9/9	^ vs. Alabama	L	2-3	26-30, 30-16, 30-24, 28-30, 6-15
9/13	* at Baylor	L	1-3	30-2



ALL-TIME RESULTS

2008 24-8 overall 14-6 Big 12 (Third) Home: 11-3 Away: 8-4 Neutral: 5-1 NCAA Tournament First Round Final National Ranking: 20th (AVCA) Head Coach: Suzie Fritz Associate Head Coach: Jeff Grove Assistant Coach: Justin Ingram

8/29	%vs Tennessee State	W	3-0	25-14, 25-18, 25-16
8/30	%vs Duke	W	3-0	25-22, 25-19, 25-18
8/30	%at #25 Purdue	L	1-3	23-25, 25-22, 23-25, 18-25
9/4	\$vs UC Irvine	W	3-1	27-29, 25-15, 23-25, 25-22
9/5	\$vs Arizona State	W	3-0	25-22, 25-21, 25-22
9/5	\$at Portland	W	3-0	25-15, 25-15, 28-26
9/6	\$vs South Florida	W	3-1	25-13, 23-25, 25-18, 25-18
9/8	CSUB	W	3-1	25-23, 23-25, 25-15, 25-21
9/12	*UNI	W	3-0	25-21, 25-19, 25-18
9/13	*CORNELL	W	3-0	25-19, 25-17, 25-9
9/13	*LIBERTY	W	3-1	25-10, 22-25, 25-22, 25-12
9/17	*#2 NEBRASKA	L	1-3	18-25, 25-21, 22-25, 19-25
9/20	*COLORADO	W	3-0	25-15, 25-16, 25-19
9/24	*at Texas A&M	W	3-0	25-23, 25-18, 25-20
9/27	*BAYLOR	W	3-1	25-21, 19-25, 25-21, 25-20
10/1	*at Kansas	W	3-2	22-25, 25-19, 25-18, 18-25, 15-9
10/4	*at #3 Texas	L	0-3	20-25, 21-25, 16-25
10/8	*MISSOURI	W	3-1	23-25, 25-22, 25-23, 25-22
10/11	*at Oklahoma	W	3-2	18-25, 22-25, 26-24, 25-20, 15-9
10/18	*TEXAS TECH	W	3-0	25-18, 25-12, 25-17
10/22	*at Iowa State	L	2-3	25-20, 14-25, 25-13, 21-25, 8-15
10/25	*at Baylor	W	3-2	24-26, 20-25, 2-13, 25-17, 21-19
10/29	*TEXAS A&M	W	3-2	23-25, 25-12, 25-21, 19-25, 15-9
11/1	*KANSAS	W	3-1	25-17, 25-17, 23-25, 25-14
11/5	*OKLAHOMA	W	3-1	25-20, 16-25, 25-23, 25-20
11/8	*at #3 Nebraska	L	0-3	23-25, 22-25, 17-25
11/12	*at Colorado	W	3-1	23-25, 25-20, 25-18, 27-25
11/15	*#4 TEXAS	L	2-3	28-30, 21-25, 20-22, 25-22, 9-15
11/19	*at Missouri	W	3-2	21-25, 25-19, 12-25, 25-20, 15-12
11/26	*IOWA STATE	L	0-3	19-25, 17-25, 16-25
11/29	*at Texas Tech	W	3-0	25-18, 25-18, 2-20
12/5	%vs Santa Clara	L	2-3	22-25, 20-25, 25-19, 25-16, 13-15

% - Mortar Board Premier (West Lafayette, Ind.); \$ - Nike Portland Invitational (Portland, Ore.); ^ - Varney's Kansas State Invitational (Manhattan, Kan.); * - Big 12 Conference opponent; > - NCAA First Round; Washington (Seattle, Wash.)
3-game matches: 10-3; 4-game matches: 9-2; 5-game matches: 5-3

2009 12-18 overall 6-14 Big 12 (Ninth) Home: 7-8 Away: 3-8 Neutral: 2-2 Final National Ranking: N/A Head Coach: Suzie Fritz Associate Head Coach: Jeff Grove Assistant Coach: Jeff Hulsmeier

8/28	%vs #11 Minnesota	L	2-3	19-25, 16-25, 31-29, 26-24, 11-15
8/29	%vs #16 Michigan	L	1-3	19-25, 25-22, 15-25, 2-13
9/01	UMKC	W	3-1	25-13, 16-25, 25-14, 25-16
9/04	\$vs Weber State	W	3-0	25-22, 25-22, 25-17
9/05	\$vs Cal Poly	W	3-1	27-25, 20-25, 25-16, 25-19
9/05	\$at BYU Cougars	W	3-2	25-21, 22-25, 25-19, 17-25, 15-11
9/08	SOUTH DAKOTA	W	3-1	25-22, 25-15, 23-25, 25-14
9/11	*#17 KENTUCKY	L	1-3	19-25, 25-21, 23-25, 15-25
9/12	*PORTLAND	W	3-2	25-19, 25-17, 20-25, 23-25, 15-5
9/12	*PURDUE	L	2-3	24-26, 25-22, 15-25, 25-20, 12-15
9/16	*OKLAHOMA	L	1-3	24-26, 26-24, 21-25, 15-25
9/19	*at #24 Baylor	L	1-3	10-25, 25-20, 13-25, 22-25
9/26	*at #11 Iowa State	L	0-3	15-25, 22-25, 23-25
10/02	*#2 TEXAS	L	0-3	20-25, 21-25, 21-25
10/07	*at Texas A&M	L	0-3	16-25, 15-25, 17-25
10/10	*at #9 Nebraska	L	0-3	13-25, 19-25, 18-25
10/14	*MISSOURI	W	3-1	25-21, 18-25, 25-20, 25-22
10/17	*KANSAS	L	0-3	21-25, 21-25, 22-25
10/21	*at Colorado	W	3-1	25-19, 19-25, 25-21, 25-17
10/24	*#23 BAYLOR	L	1-3	25-18, 16-25, 18-25, 28-30
10/28	*at Missouri	L	0-3	21-25, 20-25, 18-25
10/31	*at Oklahoma	L	1-3	31-29, 20-25, 21-25, 17-25
11/4	*#23 TEXAS A&M	W	3-2	25-20, 25-27, 25-22, 21-25, 16-14
11/8	*TEXAS TECH	W	3-1	25-17, 25-17, 18-25, 25-13
11/11	*at Kansas	L	0-3	19-25, 19-25, 23-25
11/14	*#8 IOWA STATE	L	0-3	19-25, 19-25, 10-25
11/18	*at #2 Texas	L	0-3	13-25, 10-25, 17-25
11/21	*COLORADO	W	3-0	25-21, 25-15, 25-16
11/25	*#8 NEBRASKA	L	0-3	30-32, 24-26, 22-25
11/28	*at Texas Tech	W	3-1	31-29, 25-13, 16-25, 25-22

% Runza/AVCA Showcase (Omaha, Neb.); \$ Nike BYU Classic (Provo, Utah); ^ Varney's Kansas State Invitational (Manhattan, Kan.)
3-game matches: 2-10; 4-game matches: 7-6; 5-game matches: 3-2

2010 12-19 overall 6-14 Big 12 (Ninth) Home: 8-7 Away: 3-9 Neutral: 1-3 Final National Ranking: N/A Head Coach: Suzie Fritz Associate Head Coach: Jeff Grove Assistant Coach: Jeff Hulsmeier

8/28	%vs #16 UCLA	L	0-3	24-26, 18-25, 19-25
8/29	%at #5 Hawai'i	L	0-3	16-25, 23-25, 20-25
8/30	%vs #22 San Diego	L	1-3	25-22, 16-22, 22-25, 15-25
9/1	SOUTH DAKOTA	W	3-1	22-25, 25-19, 25-18, 25-19
9/3	*LMU	W	3-0	25-21, 25-18, 25-21
9/3	*ORAL ROBERTS	W	3-0	25-20, 25-20, 25-14
9/4	*GEORGIA TECH	W	3-0	25-23, 25-18, 25-23
9/11	\$vs #17 Florida State	L	2-3	25-19, 19-25, 15-25, 25-20, 11-15

9/11	\$vs VCU	W	3-0	25-18, 30-28, 26-24
9/12	\$at #16 Kentucky	L	2-3	25-19, 23-25, 16-25, 25-20, 8-15
9/15	*KANSAS	W	3-1	25-15, 25-20, 23-25, 31-29
9/18	*at Texas Tech	W	3-0	25-17, 25-19, 25-23
9/22	*at Colorado	L	2-3	22-25, 25-21, 25-14, 21-25, 10-15
9/25	*rv MISSOURI	L	1-3	19-25, 25-20, 14-25, 16-25
9/28	UMKC	W	3-2	25-23, 20-25, 22-25, 25-11, 15-10
10/2	*at Texas A&M	W	3-0	25-19, 25-19, 29-27
10/6	*OKLAHOMA	L	0-3	22-25, 23-25, 21-25
10/9	*#11 TEXAS	L	0-3	21-25, 16-25, 12-25
10/13	*at #13 Iowa State	L	0-3	20-25, 22-25, 16-25
10/16	*#3 NEBRASKA	L	0-3	19-25, 21-25, 18-25
10/20	*at Baylor	L	0-3	18-25, 20-25, 19-25
10/22	*at #10 Texas	L	0-3	19-25, 23-25, 19-25
10/27	*#12 IOWA STATE	L	0-3	14-25, 28-30, 15-25
10/30	*at Missouri	L	0-3	12-25, 17-25, 21-25
11/3	*TEXAS TECH	W	3-1	20-25, 25-23, 25-20, 25-15
11/10	*at #5 Nebraska	L	0-3	9-25, 25-27, 23-25
11/13	*BAYLOR	L	1-3	17-25, 23-25, 25-21, 23-25
11/17	*TEXAS A&M	L	1-3	16-25, 21-25, 25-18, 22-25
11/20	*rv at Oklahoma	L	1-3	18-25, 25-18, 16-25, 19-25
11/24	*at Kansas	W	3-2	25-23, 30-28, 21-25, 23-25, 15-6
11/27	*COLORADO	W	3-2	25-22, 20-25, 25-22, 23-25, 15-7

% Chevron Rainbow Wahine Invitational (Honolulu, Hawai'i); ^ Varney's Kansas State Invitational (Manhattan, Kan.); \$ UK Invitational (Lexington, Ky.);
3-game matches: 6-11; 4-game matches: 3-5; 5-game matches: 3-3

2011 22-11 overall 9-7 Big 12 (Fourth) Home: 10-3 Away: 6-6 Neutral: 6-2 NCAA Tournament Regional Semifinal Final National Ranking: 22 Head Coach: Suzie Fritz Associate Head Coach: Jeff Grove Assistant Coach: Jeff Hulsmeier

8/26	% at Georgia Tech	L	1-3	25-19, 15-25, 23-25, 25-27
8/27	% rv Louisville	L	0-3	12-25, 21-25, 20-25
	% Tennessee Tech	W	3-0	25-19, 25-17, 25-16
8/30	CREIGHTON	W	3-2	21-25, 25-16, 25-23, 17-25, 15-13
9/2	* GEORGIA SOUTHERN	W	3-0	25-19, 25-17, 25-15
	* IDAHO	W	3-0	25-23, 25-19, 25-23
9/3	* BYU	L	0-3	23-25, 19-25, 23-25
9/8	% at Missouri State	W	3-2	25-17, 20-25, 25-27, 25-19, 15-12
9/9	% Hofstra	W	3-1	25-20, 25-12, 16-25, 25-16
9/10	% South Dakota St.	W	3-0	25-18, 25-21, 25-15
9/12	DRAKE	W	3-2	25-22, 30-28, 23-25, 19-25, 15-9
9/15	* Sacramento State	W	3-1	17-25, 25-22, 25-20, 25-11
9/16	* Utah Valley	W	3-0	25-14, 25-20, 25-16
9/17	*at rv Saint Mary's	W	3-1	25-21, 22-25, 25-20, 25-14
9/24	* BAYLOR	W	3-0	25-19, 25-15, 25-18
9/28	* at rv Missouri	W	3-2	31-33, 25-20, 25-21, 19-25, 15-12
10/1	* at rv Texas A&M	L	0-3	22-25, 20-25, 18-25
10/5	* #16 IOWA STATE	L	0-3	25-27, 21-25, 23-25
10/8	* at Texas Tech	W	3-0	25-22, 25-16, 25-19
10/15	* #10 TEXAS	L	0-3	17-25, 15-25, 20-25
10/19	* at Kansas	W	3-1	19-25, 25-21, 25-20, 25-12
10/22	* at #22 Oklahoma	L	1-3	20-25, 25-20, 22-25, 21-25
10/26	* MISSOURI	W	3-2	21-25, 25-13, 25-16, 21-25, 15-11
10/29	* at Baylor	L	2-3	21-25, 22-25, 25-18, 25-14, 13-15
11/5	* TEXAS A&M	W	3-2	13-25, 15-25, 25-21, 25-15, 15-12
11/9	* #25 OKLAHOMA	W	3-2	18-25, 25-23, 16-25, 25-21, 15-12
11/12	* at #8 Texas	L	1-3	25-23, 16-25, 18-25, 20-25
11/16	* at #13 Iowa State	L	0-3	23-25, 21-25, 14-25
11/19	* TEXAS TECH	W	3-1	25-22, 25-18, 23-25, 25-21
11/23	* KANSAS	W	3-1	19-25, 25-18, 26-24, 28-26
12/1	> Wichita State	W	3-0	25-18, 25-22, 25-17
12/2	> at #2 Nebraska	W	3-2	25-22, 22-25, 31-29, 22-25, 15-11
12/9	< #18 Pepperdine	L	0-3	18-25, 12-25, 23-25

% - Georgia Tech Courtyard Classic (Atlanta, Ga.); ^ - Varney's Kansas State Invitational (Manhattan, Kan.); \$ - Dr. Mary Jo Wynn Invitational (Springfield, Mo.); ! - Saint Mary's Tournament (Moraga, Calif.); * - Big 12 Conference opponent; > - NCAA Tournament (Lincoln, Neb.); < - NCAA Regional Semifinal (Honolulu, Hawai'i)
3-game matches: 8-7; 4-game matches: 6-3; 5-game matches: 8-1

2012 21-9 overall 8-12 Big 12 (Fifth) Home: 12-3 Away: 5-5 Neutral: 4-1 NCAA Tournament First Round Final National Ranking: rv Head Coach: Suzie Fritz Associate Head Coach: Jeff Grove Assistant Coach: Jeff Hulsmeier

8/24	* UC IRVINE	W	3-0	25-10, 25-18, 25-12
8/25	* OAKLAND	W	3-0	25, 18, 25-13, 25-19
8/25	* OREGON STATE	W	3-2	26-24, 23-25, 23-25, 25-23, 15-8
8/31	% vs Denver	W	3-0	25-16, 25-15, 25-19
9/1	% at rv Creighton	W	3-0	25-22, 25-19, 25-21
9/6	% vs Syracuse	W	3-0	25-17, 25-14, 25-16
9/6	MISSOURI STATE	W	3-0	25-19, 25-22, 25-15
9/6	SAINT MARY'S	W	3-0	25-20, 25-18, 27-25
9/8	UTAH STATE	W	3-0	25-22, 25-23, 25-18
9/13	% at Tulsa	W	3-0	25-19, 25-22, 25-18
9/14	% vs. #10 Minnesota	W	3-2	13-25, 25-22, 16-25, 25-19, 15-7
9/15	% vs. #20 Dayton	W	3-0	25-23, 25-20, 25-15
9/19	* at rv Oklahoma	L	0-3	25-27, 19-25, 21-25
9/22	NEBRASKA-OMAHA	W	3-0	25-14, 25-15, 25-21
9/27	* WEST VIRGINIA	W	3-0	25-8, 25-19, 25-17
9/29	* at Baylor	W	3-1	18-25, 25-22, 25-23, 25-16
10/3	* #22 IOWA STATE	W	3-0	25-15, 27-25, 25-17
10/6	* #9 TEXAS	L	0-3	17-25, 28-30, 15-25
10/13	* at TCU	W	3-0	25-20, 25-18, 25-19
10/17	* at #21 Kansas	L	1-3	28-26, 15-25, 26-28, 20-25
10/20	* TEXAS TECH	W	3-2	25-13, 25-14, 20-25, 23-25, 15-9
10/24	* at West Virginia	W	3-0	25-15, 25-16, 25-19

10/27	* BAYLOR	W	3-1	25-16, 25-20, 23-25, 25-17
11/2	* at #7 Texas	L	0-3	18-25, 25-22, 19-25
11/7	* #23 KANSAS	L	1-3	25-13, 26-28, 24-26, 25-27
11/10	* TCU	W	3-0	25-17, 25-16, 26-24
11/14	* at #19 Iowa State	L	1-3	14-25, 25-23, 18-25, 15-25
11/17	* at Texas Tech	L	1-3	20-25, 25-15, 22-25, 23-25
11/24	* OKLAHOMA	L	1-3	22-25, 25-16, 24-26, 14-25
11/28	> vs. Northern Iowa	L	0-3	18-25, 13-25, 21-25

^ - Varney's Kansas State Invitational (Manhattan, Kan.); % - Bluejay Invitational (Omaha, Neb.); \$ - Golden Hurricane Classic (Tulsa, Okla.); * - Big 12 Conference opponent; > - NCAA Tournament (Lincoln, Neb.)
3-set matches: 16-4; 4-set matches: 2-5; 5-set matches: 3-0

2013 18-11 overall 6-10 Big 12 (Fifth) Home: 10-2 Away: 4-8 Neutral: 4-1 Final National Ranking: N/A Head Coach: Suzie Fritz Associate Head Coach: Jeff Grove Assistant Coach: Jeff Hulsmeier

8/30	% vs Portland	W	3-2	24-26, 25-19, 25-23, 19-25, 15-11
8/31	% vs Cal State Fullerton	W	3-2	25-20, 27-25, 21-25, 23-25, 15-12
8/31	% at UNLV	W	3-2	25-27, 25-19, 25-19, 21-25, 15-13
9/6	* SEMO	W	3-0	25-23, 25-17, 25-15
9/6	* SOUTHERN ILLINOIS	W	3-0	25-13, 25-18, 25-17
9/7	* SIENA	W	3-0	25-11, 25-20, 25-15
9/10	TULSA	W	3-1	14-25, 25-23, 25-22, 25-16
9/12	\$ vs Santa Clara	L	0-3	18-25, 17-25, 17-25
9/13	\$ vs Cal Poly	W	3-1	25-21, 25-21, 25-27, 29-27
9/14	% at #23 California	W	3-2	16-25, 25-22, 25-22, 19-25, 15-9
9/20	! at Arkansas	W	3-0	25-23, 25-18, 25-17
9/21	% vs Saint Louis	W	3-1	25-19, 25-21, 20-25, 29-27
9/22	! at Missouri State	W	3-0	25-17, 25-21, 25-17
9/27	* at West Virginia	L	1-3	16-25, 25-18, 22-25, 22-25
10/2	* KANSAS	L	0-3	29-31, 24-26, 19-25
10/5	* TCU	W	3-2	25-20, 21-25, 21-25, 25-21, 15-7
10/9	* at Iowa State	L	0-3	24-26, 19-25, 18-25
10/12	* at Oklahoma	L	1-3	22-25, 25-20, 19-25, 19-25
10/19	* TEXAS TECH	W	3-0	25-19, 25-19, 25-22
10/23	* at Baylor	L	1-3	25-18, 27-29, 20-25, 20-25
10/26	* #1 TEXAS	L	0-3	11-25, 18-25, 20-25
11/3	* #25 OKLAHOMA	W	3-0	25-22, 29-27, 25-22
11/6	* at Texas Tech	L	1-3	20-25, 25-21, 25-27, 13-25
11/9	* WEST VIRGINIA	W	3-0	25-13, 25-15, 25-14
11/16	* at #23 Kansas	L	1-3	25-19, 24-26, 14-25, 18-25
11/20	* BAYLOR	W	3-0	25-17, 25-17, 25-17
11/23	* at #1 Texas	L	0-3	20-25, 19-25, 15-25
11/27	* at TCU	L	0-3	23-25, 21-25, 22-25
11/30	* #25 IOWA STATE	W	3-0	25-21, 25-16, 25-23



\\ ALL-TIME RESULTS

2015
17-12 overall 9-7 Big 12 (T-Fourth)
Home: 9-2 Away: 4-7 Neutral: 4-3
NCAA Tournament First Round
Final National Ranking: N/A
Head Coach: Suzie Fritz
Associate Head Coach: Jeff Grove
Assistant Coach: Trent Sorensen

8/28	%vs. Florida A&M	W	3-0	25-8, 25-11, 25-19
8/29	%vs. Illinois St.	W	3-2	23-25, 25-21, 25-27, 25-12, 19-17
8/29	%at Miami (FL)	L	2-3	21-25, 25-22, 20-25, 25-20, 10-15
9/4	*GREEN BAY	W	3-0	25-16, 25-18, 25-14
9/4	*CAL	W	3-1	24-26, 25-21, 25-20, 25-18
9/5	*UNLV	W	3-0	25-20, 25-17, 25-22
9/11	&vs. VCU	W	3-1	25-17, 19-25, 25-10, 25-18
9/12	&vs. Seattle	W	3-0	25-22, 25-20, 25-23
9/12	&at Middle Tennessee	W	3-0	25-12, 25-22, 25-18
9/18	\$vs. #11 Wisconsin	L	1-3	20-25, 14-25, 27-25, 23-25
9/19	\$vs. Arkansas	L	2-3	25-19, 20-25, 21-25, 25-23, 11-15
9/20	%at Creighton	L	2-3	25-22, 25-22, 23-25, 24-26, 13-15
9/23	*at #15 Kansas	L	1-3	23-25, 25-19, 22-25, 21-25
9/26	*BAYLOR	W	3-0	25-20, 25-10, 25-23
10/3	*at TCU	L	2-3	23-25, 19-25, 25-21, 25-17, 9-15
10/7	*at Iowa State	L	0-3	22-25, 20-25, 20-25
10/10	*WEST VIRGINIA	W	3-0	25-20, 25-20, 25-23
10/16	*at Oklahoma	W	3-0	25-16, 25-21, 25-19
10/21	*#2 TEXAS	L	0-3	16-25, 21-25, 16-25
10/24	*at Texas Tech	W	3-0	25-20, 26-24, 25-19
10/28	*at West Virginia	W	3-0	25-17, 25-20, 25-22
10/31	*TCU	W	3-1	25-23, 25-17, 21-25, 25-22
11/7	*TEXAS TECH	W	3-0	25-14, 25-18, 25-20
11/11	*OKLAHOMA	W	3-2	25-23, 29-27, 21-25, 23-25, 15-11
11/18	*IOWA STATE	W	3-0	25-23, 25-20, 25-18
11/21	*at #5 Texas	L	1-3	33-31, 12-25, 19-25, 12-25
11/25	*#9 KANSAS	L	1-3	22-25, 27-25, 15-25, 16-25
11/28	*at Baylor	L	0-3	13-25, 18-25, 22-25
12/4	%vs. Wichita St.	L	1-3	22-25, 25-17, 18-25, 20-25

% - Hurricane Invitational (Miami, Fla.); ^ - Varney's Invitational (Manhattan, Kan.); & - Middle Tennessee Invitational (Murfreesboro, Tenn.); \$ - Creighton Classic (Omaha, Neb.); * - Big 12 Conference opponent; > - NCAA Tournament (Lincoln, Neb.)
3-set matches: 12-3; 4-set matches: 3-5; 5-set matches: 2-4

2016
21-10 overall 9-7 Big 12 (T-Fourth)
Home: 13-4 Away: 5-5 Neutral: 3-1
NCAA Tournament Second Round
Final National Ranking: RV
Head Coach: Suzie Fritz
Associate Head Coach: Jeff Grove
Assistant Coach: Trent Sorensen

8/26	%vs Arizona	W	3-1	25-21, 25-16, 20-25, 25-18
8/27	%at #6 Hawaii	W	3-1	19-25, 30-28, 25-22, 25-20
8/28	%vs #4 Wisconsin	L	0-3	18-25, 15-25, 20-25
9/2	*MICHIGAN	L	1-3	21-25, 26-24, 19-25, 22-25
9/3	*TENNESSEE ST.	W	3-0	25-17, 25-6, 25-22
9/3	*GEORGIA TECH	W	3-2	25-22, 27-25, 22-25, 16-25, 15-12
9/9	&MISSISSIPPI ST.	W	3-1	25-16, 24-26, 28-26, 25-16
9/9	&MIAMI (FL)	W	3-0	25-19, 25-17, 25-23
9/10	&LOYOLA	W	3-0	25-19, 25-21, 25-14
9/13	CREIGHTON	W	3-1	18-25, 25-23, 28-26, 25-21
9/16	\$vs UMKC	W	3-1	25-18, 25-16, 25-27, 25-17
9/16	%at Arkansas	W	3-0	25-21, 25-17, 25-13
9/17	\$vs Southern Miss	W	3-1	25-23, 25-18, 23-25, 25-15
9/21	*IOWA STATE	W	3-1	21-25, 25-17, 25-17, 25-15
9/25	*at Baylor	L	0-3	23-25, 22-25, 19-25
10/1	*#4 TEXAS	L	2-3	22-25, 27-25, 17-25, 25-18, 12-15
10/5	*at Texas Tech	W	3-0	25-18, 25-19, 25-20
10/8	*TCU	W	3-1	33-31, 21-25, 25-18, 25-15
10/12	*at #6 Kansas	L	0-3	15-25, 20-25, 23-25
10/15	*at Oklahoma	W	3-1	13-25, 25-19, 25-21, 28-26
10/22	*WEST VIRGINIA	W	3-2	25-12, 21-25, 26-24, 20-25, 15-8
10/26	*at Iowa State	L	1-3	25-23, 23-25, 24-26, 15-25
10/29	*BAYLOR	W	3-1	25-22, 21-25, 25-13, 25-20
11/2	*#4 KANSAS	L	2-3	18-25, 28-26, 22-25, 25-21, 11-15
11/5	*at TCU	L	0-3	20-25, 12-25, 22-25
11/9	* at West Virginia	W	3-2	26-24, 25-19, 22-25, 22-25, 15-10
11/16	*OKLAHOMA	W	3-1	23-25, 25-18, 25-15, 25-21
11/19	*at #7 Texas	L	1-3	10-25, 15-25, 25-20, 17-25
11/26	*TEXAS TECH	W	3-0	25-16, 25-21, 25-17
12/2	>LIPSCOMB	W	3-0	28-26, 25-15, 26-24
12/3	> OHIO STATE	L	2-3	20-25, 22-25, 25-22, 25-23, 15-17

% - Wahine Invitational (Honolulu, Hawaii); ^ - K-State Invitational (Manhattan, Kan.); & - Wildcat Classic (Manhattan, Kan.); \$ - Arkansas Invitational (Fayetteville, Ark.); * - Big 12 Conference opponent; > - NCAA Tournament (Manhattan, Kan.)
3-set matches: 7-4; 4-set matches: 11-3; 5-set matches: 3-3

2017
10-19 overall 3-13 Big 12 (Ninth)
Home: 3-9 Away: 2-9 Neutral: 5-1
Final National Ranking: N/A
Head Coach: Suzie Fritz
Associate Head Coach: Jeff Grove
Assistant Coach: Trent Sorensen

8/25	%vs Pacific	W	3-1	15-25, 28-26, 25-13, 31-29
8/26	%vs Idaho	W	3-0	25-23, 25-18, 25-15
8/26	%at Oregon State	L	0-3	18-25, 19-25, 20-25
8/31	*ARKANSAS	L	2-3	25-21, 14-25, 23-25, 25-15, 9-15
9/1	*SYRACUSE	L	1-3	25-17, 18-25, 22-25, 18-25
9/2	*#6 WISCONSIN	L	0-3	17-25, 16-25, 20-25
9/7	&vs North Florida	W	3-1	25-18, 25-19, 21-25, 25-23
9/8	&vs Xavier	W	3-0	25-22, 25-19, 25-19
9/8	&at Georgia Tech	L	2-3	19-25, 25-16, 21-25, 25-21, 14-16
9/12	UMKC	W	3-1	21-25, 25-11, 25-18, 25-18
9/14	%at Omaha	W	3-1	25-22, 25-18, 18-25, 25-18
9/15	\$vs #10 Nebraska	L	0-3	22-25, 11-25, 16-25
9/16	%vs UNI	W	3-2	25-22, 24-26, 29-27, 23-25, 15-6
9/20	*at Oklahoma	W	3-2	19-25, 25-16, 25-21, 13-25, 15-8
9/24	*#12 KANSAS	L	2-3	20-25, 25-21, 25-22, 15-25, 14-16
9/30	*at #5 Texas	L	0-3	17-25, 12-25, 16-25
10/4	*at TCU	L	1-3	30-28, 17-25, 29-31, 21-25
10/7	*TEXAS TECH	W	3-2	25-15, 23-25, 17-25, 25-18, 15-11
10/11	*at #23 Iowa State	L	0-3	12-25, 16-25, 25-27
10/14	*#25 BAYLOR	L	1-3	22-25, 21-25, 25-22, 11-25
10/21	*at West Virginia	L	2-3	25-16, 19-25, 22-25, 25-19, 11-15
10/25	*#22 IOWA STATE	L	0-3	18-25, 24-26, 23-25
10/28	*at Texas Tech	L	2-3	18-25, 25-17, 25-17, 23-25, 12-15
11/1	*#3 TEXAS	L	2-3	25-21, 26-24, 18-25, 15-25, 11-15
11/8	*at #11 Kansas	L	1-3	25-14, 21-25, 15-25, 22-25
11/11	*TCU	L	2-3	25-22, 14-25, 20-25, 25-17, 14-16
11/15	*at #19 Baylor	W	1-3	14-25, 25-20, 16-25, 19-25
11/18	*OKLAHOMA	W	3-0	25-22, 25-22, 25-14
11/22	*WEST VIRGINIA	L	0-3	22-25, 25-27, 18-25

% - Beaver State Classic (Corvallis, Ore.); ^ - K-State Invitational (Manhattan, Kan.); & - Georgia Tech Invitational (Atlanta, Ga.); \$ - Omaha Challenge (Omaha, Neb.); * - Big 12 Conference opponent; 3-set matches: 3-7; 4-set matches: 4-5; 5-set matches: 3-7

OVERALL RECORDS IN MATCHES

2-set matches:	139-111-12
2-1 matches:	39-39
3-set matches:	349-230
4-set matches:	181-167
5-set matches:	116-92

Superlatives

Most 3-set matches in a season:	21
(1996, 2002)	
Most 4-set matches in a season:	14
(2016)	
Most 5-set matches in a season:	10
(2017)	

Fewest 3-set matches in a season:	9
(1986)	
Fewest 4-set matches in a season:	4
(2000)	
Fewest 5-set matches in a season:	3
(1983, 1987, 1989, 1990, 1998, 2002, 2012)	

Longest Sets, Rally Scoring Era (2001-present)

Longest 1st set won: 33-31, (three times)	
last: vs TCU (10/8/16)	
Longest 1st set lost: 35-33, at Texas (11/29/03)	
Longest 2nd set won: 35-33, (two times)	
last: at Missouri State (8/27/05)	
Longest 2nd set lost: 39-37, vs. Iowa State (10/2/04)	

Longest 3rd set won: 39-37, vs. Missouri (10/23/02)	
Longest 3rd set lost: 34-32, (two times)	
last: vs. Colorado (10/7/06)	

Longest 4th set won: 35-33, vs. Iowa State (10/27/07)	
Longest 4th set lost: 31-29 (three times)	
last: vs. Washington St. (12/6/02)	

Longest 5th set won: 21-19, at Baylor (10/25/08)	
Longest 5th game lost: 17-15, vs. Ohio State (12/3/16)	

24-26

august
@TEXACO RAINBOW WAHINE INVITATIONAL
UCLA / Hawaii / Gonzaga

31

august
@MARCIA E. HAMILTON CLASSIC
Saint Louis / Marquette / Western Kentucky

1

september
@MARCIA E. HAMILTON CLASSIC
Saint Louis / Marquette / Western Kentucky

4

september
MISSOURI STATE

7-8

september
K-STATE INVITATIONAL
North Texas / Oregon State / Omaha

11

september
@UMKC

14-15

september
@GOPHER FALL CLASSIC
Green Bay / Minnesota

19

september
TEXAS

21

september
@OKLAHOMA

26

september
@WEST VIRGINIA

29

september
TCU

3

october
@TEXAS TECH

10

september
IOWA STATE

17

october
KU

20

october
@BAYLOR

24

october
OKLAHOMA

26

october
@IOWA STATE

3

november
WEST VIRGINIA

7

november
@TEXAS

10

november
BAYLOR

14

november
@KU

17

november
TEXAS TECH

21

november
@TCU